


San Francisco Giants - 1962

Batter	1	2	3	4	5	6	7	8	9	AB R H RBI BB SO LOB	TOP														
Howie Bedell, L (1, 7) OBP: 0.250, SLG: 0.250	0-0 F8		0-0 1B			0-3 K		0-0 F8		4 0 1 0 0 1 0	<p>Milwaukee Braves @ San Francisco Giants</p> <p>Candlestick Park, San Francisco, CA</p> <p>Tue Apr 10 1962, 6:33 AM EST</p> <p>Att: 39,177 - Unknown</p> <p>livebaseballscorecards.com</p> <table border="1"> <tr><td>AB</td><td>29</td></tr> <tr><td>R</td><td>0</td></tr> <tr><td>H</td><td>3</td></tr> <tr><td>RBI</td><td>0</td></tr> <tr><td>BB</td><td>6</td></tr> <tr><td>SO</td><td>10</td></tr> <tr><td>LOB</td><td>15</td></tr> </table> 	AB	29	R	0	H	3	RBI	0	BB	6	SO	10	LOB	15
AB	29																								
R	0																								
H	3																								
RBI	0																								
BB	6																								
SO	10																								
LOB	15																								
Mack Jones, L (1, 9)	0-0 1-3		0-0 F6			0-0 F4		4-0 BB		3 0 0 0 1 0 1															
Hank Aaron, R (1, 8)	0-0 F7				0-3 K	0-3 K		0-3 K		4 0 0 0 0 3 1															
Eddie Mathews, L (1, 5)					4-0 PB BB		0-3 K	0-0 G3		3 0 0 0 1 2 1															
Joe Adcock, R (1, 3) Tommie Aaron, R (7, PR) OBP: 1.000, SLG: 1.000					0-3 K		4-0 BB BB		0-0 G5-4-3 1B	2 0 0 0 1 2 1 1 0 1 0 0 0 0															
Frank Bolling, R (1, 4) OBP: 0.750, SLG: 0.500					0-0 F2		4-0 BB BB		0-0 G5-4-3 1B	2 0 1 0 2 0 1															
Joe Torre, R (1, 2)					0-0 1-3	0-0 F9	4-0 1-2 2-3 BB		0-0 G5-4-3	3 0 0 0 1 0 3															
Roy McMillan, R (1, 6) Lee Maye, L (7, PH) Amado Samuel, R (7, 6)					0-0 F5	0-0 F4	0-3 K		0-0 F7	2 0 0 0 0 0 0 1 0 0 0 0 1 3 1 0 0 0 0 0 1															
Warren Spahn, L (1, 1) Don Nottebart, R (4, 1) Lou Klimchok, L (7, PH) Bob Shaw, R (7, 1)					0-3 K	0-0 4-3	0-0 6-3			1 0 0 0 0 1 0 1 0 0 0 0 0 0 1 0 0 0 0 0 3 0 0 0 0 0 0 0															
Inning Stats	R: 0 E: 0 K: 0 S: 3	H: 0 LOB: 0 BB: 0 P: 3	R: 0 E: 0 K: 2 S: 7	H: 0 LOB: 1 BB: 1 P: 11	R: 0 E: 0 K: 1 S: 6	H: 1 LOB: 1 BB: 0 P: 6	R: 0 E: 0 K: 2 S: 7	H: 0 LOB: 1 BB: 1 P: 11	R: 0 E: 0 K: 2 S: 3	H: 0 LOB: 0 BB: 0 P: 3	R: 0 E: 0 K: 2 S: 7	H: 0 LOB: 3 BB: 3 P: 19	R: 0 E: 0 K: 1 S: 5	H: 0 LOB: 1 BB: 1 P: 9	R: 0 E: 0 K: 0 S: 4	H: 2 LOB: 1 BB: 0 P: 4	1B: 3 2B: 0 3B: 0 HR: 0	SF: 0 SAC: 0 DP: 1 HBP: 0	WP: 0 PB: 1 SB: 0 CS: 0	PA: 35					
PITCHER Juan Marichal, R (1, 1) ERA:	IP 9.0	WLS W	BF 35	H 3	R 0	ER 0	SO 10	BB 6	IBB 0	HBP 0	BLK 0	WP 0	HR 0	S 49	P 73	ERA 0.00	WHIP 1.000								
PITCHER	IP	WLS	BF	H	R	ER	SO	BB	IBB	HBP	BLK	WP	HR	S	P	ERA	WHIP								

Batter	1	2	3	4	5	6	7	8	9	AB	R	H	RBI	BB	SO	LOB
Harvey Kuenn, R (1, 7)	0-0 F6		0-0 SH4-3	0-0 SH4-3		0-0 4-3				2	0	0	1	0	0	0
Jose Pagan, R (1, 6) OBP: 0.250, SLG: 0.250	0-3 K		0-0 E6	0-0 E7			0-0 F8			4	0	1	1	0	1	0
Willie Mays, R (1, 8) OBP: 0.250, SLG: 1.000	0-0 HR		0-0 F8	0-0 4-3			0-0 5-3			4	1	1	1	0	0	2
Orlando Cepeda, R (1, 3) OBP: 0.250, SLG: 0.250	0-3 K		0-0 1B		0-3 K		0-0 6-3			4	0	1	0	0	2	0
Felipe Alou, R (1, 9) OBP: 0.500, SLG: 0.500		0-0 1B		0-0 FC3-2 1B	0-0 F8			0-0 5-3		4	0	2	0	0	0	0
Ed Bailey, L (1, 2) OBP: 0.500, SLG: 0.667	0-3 K			0-0 FC3-2 1B 2B	1-0 WP HBP			0-3 K		3	1	1	0	0	2	1
Jim Davenport, R (1, 5)		0-0 F9		4-0 FC3-2 1B IBB	0-0 F8			0-0 5-3		3	1	0	0	1	0	2
Chuck Hiller, L (1, 4)		0-0 4-3		0-0 FC3-2 1B SH4-3		0-0 6-3				3	1	0	0	0	0	4
Juan Marichal, R (1, 1) OBP: 0.667, SLG: 1.000			0-0 SH4-3 E 2B	0-0 SH4-3 E 1B		0-3 K				3	2	2	2	0	1	0

Inning Stats	R: 1	H: 1	E: 0	LOB: 0	K: 2	BB: 0	S: 8	P: 8	R: 0	H: 1	E: 0	LOB: 1	K: 1	BB: 0	S: 6	P: 6	R: 1	H: 2	E: 1	LOB: 2	K: 0	BB: 0	S: 5	P: 5	R: 4	H: 4	E: 1	LOB: 1	K: 0	BB: 1	S: 7	P: 11	R: 0	H: 0	E: 0	LOB: 1	K: 1	BB: 0	S: 5	P: 6	R: 0	H: 0	E: 0	LOB: 0	K: 1	BB: 0	S: 5	P: 5	R: 0	H: 0	E: 0	LOB: 0	K: 0	BB: 0	S: 3	P: 3	R: 0	H: 0	E: 0	LOB: 0	K: 1	BB: 0	S: 5	P: 5
--------------	------	------	------	--------	------	-------	------	------	------	------	------	--------	------	-------	------	------	------	------	------	--------	------	-------	------	------	------	------	------	--------	------	-------	------	-------	------	------	------	--------	------	-------	------	------	------	------	------	--------	------	-------	------	------	------	------	------	--------	------	-------	------	------	------	------	------	--------	------	-------	------	------

PITCHER	IP	WLS	BF	H	R	ER	SO	BB	IBB	HBP	BLK	WP	HR	S	P	ERA	WHIP
Warren Spahn, L (1, 1) ERA: 12.27	3.2	L	20	8	6	5	3	0	0	0	0	0	1	25	29	12.27	2.182
Don Nottebart, R (4, 1) ERA:	2.1		8	0	0	0	2	0	0	1	0	1	0	11	12	0.00	0.000
Bob Shaw, R (7, 1) ERA:	2.0		6	0	0	0	1	0	0	0	0	0	0	8	8	0.00	0.000

BOTTOM

Milwaukee Braves @ San Francisco Giants
 Candlestick Park, San Francisco, CA

Tue Apr 10 1962, 6:33 AM EST
 Att. 39,177 - Unknown

livebaseballscorecards.com

AB	30
R	6
H	8
RBI	5
BB	1
SO	6
LOB	9

GIANTS

WP: 1	PA: 34
PB: 0	
SB: 1	
CS: 0	

Batter	1	2	3	4	5	6	7	8	9	AB R H RBI BB SO LOB	TOP	
Howie Bedell, L (1, 7) OBP: 0.250, SLG: 0.250	0-0 4-3		0-3 K		0-0 1-3			0-0 1-3 1B		4 0 1 0 0 1 0	Milwaukee Braves @ San Francisco Giants Candlestick Park, San Francisco, CA Wed Apr 11 1962, 9:05 PM EST Att: 16,721 - Unknown	
Roy McMillan, R (1, 6) OBP: 0.200, SLG: 0.200 Del Crandall, R (8, PH) Tony Cloninger, R (8, 1)	0-0 F4		0-0 F6			0-0 1B		0-0 1-3 1-2		3 0 1 0 0 0 0 1 0 0 0 0 0 1 0 0 0 0 0 0 0		
Hank Aaron, R (1, 8) BBB	4-0 BB			0-0 F6		0-0 F8		0-0 F2		3 0 0 0 1 0 2		
Eddie Mathews, L (1, 5) OBP: 0.375, SLG: 0.667 SSS	0-3 K			0-0 HR		0-3 K			4-0 FC1-6 BB	3 1 1 1 1 2 2		
Joe Adcock, R (1, 3)		0-0 F4		0-0 5-3		0-3 K			0-3 K	4 0 0 0 0 2 2		
Mack Jones, L (1, 9) OBP: 0.250, SLG: 0.286 SSS		0-3 K		0-0 2B		0-0 1-6-3			0-0 FC1-6 1-2f	4 0 1 0 0 1 1		
Frank Bolling, R (1, 4) OBP: 0.500, SLG: 0.200 BBB		4-0 BB		0-0 F8		0-0 F9			0-3 K	3 0 0 0 1 1 2		
Joe Torre, R (1, 2)		0-0 1-3			0-0 4-3		0-0 F9			3 0 0 0 0 0 1		
Carl Willey, R (1, 1) Bob Hendley, R (2, 1) Mike Krsnich, R (8, PH) Amado Samuel, R (8, 6)			0-0 6-3		0-3 K			0-3 K		0 0 0 0 0 0 0 2 0 0 0 0 1 0 1 0 0 0 0 1 0 0 0 0 0 0 0 0		
Inning Stats	R: 0 H: 0 E: 0 LOB: 1 K: 1 BB: 1 S: 5 P: 9	R: 0 H: 0 E: 0 LOB: 1 K: 1 BB: 1 S: 5 P: 9	R: 0 H: 0 E: 0 LOB: 0 K: 1 BB: 0 S: 5 P: 5	R: 1 H: 2 E: 0 LOB: 1 K: 0 BB: 0 S: 5 P: 5	R: 0 H: 0 E: 0 LOB: 0 K: 1 BB: 0 S: 5 P: 5	R: 0 H: 1 E: 0 LOB: 1 K: 2 BB: 0 S: 8 P: 8	R: 0 H: 0 E: 0 LOB: 0 K: 0 BB: 0 S: 3 P: 3	R: 0 H: 1 E: 0 LOB: 1 K: 1 BB: 0 S: 6 P: 6	R: 0 H: 0 E: 0 LOB: 1 K: 2 BB: 1 S: 7 P: 11	1B: 2 SF: 0 2B: 1 SAC: 0 3B: 0 DP: 0 HR: 1 HBP: 0	WP: 0 PA: 34 PB: 0 SB: 0 CS: 0	
PITCHER Billy O'Dell, L (1, 1) ERA: 1.0	IP WLS BF H R ER SO BB IBB HBP BLK WP HR S P ERA WHIP	9.0 W 34 4 1 1 9 3 0 0 0 0 1 49 61 1.00 0.778										

livebaseballscores.com

AB	31
R	1
H	4
RBI	1
BB	3
SO	9
LOB	11



Batter	1	2	3	4	5	6	7	8	9	AB	R	H	RBI	BB	SO	LOB
Harvey Kuenn, R OBP: 0.333, SLG: 0.200 (1, 7)	0-0 1-6-3 BB	4-0 1-2 G3 BB			0-0 5-3		0-0 1B 1B			3	0	1	0	1	0	0
Chuck Hiller, L OBP: 0.143, SLG: 0.143 (1, 4)	0-0 E7 HR	0-0 1-2 2-3 G3			0-0 F8		0-0 1-2 FC3 1B			4	1	1	0	0	0	2
Willie Mays, R OBP: 0.250, SLG: 1.000 (1, 8)	0-0 2-H HR	0-0 F8			0-0 F7		0-0 1-2f FC3			4	1	1	2	0	0	4
Orlando Cepeda, R OBP: 0.250, SLG: 0.375 (1, 3)	0-3 K		0-0 5-3		0-0 5-3		0-0 WP 2B			4	0	1	0	0	1	0
Felipe Alou, R OBP: 0.375, SLG: 0.500 (1, 9)	0-0 2B		0-0 F8		0-0 4-3		0-3 K			4	0	1	0	0	1	1
Ed Bailey, L OBP: 0.375, SLG: 0.333 (1, 2)	0-0 F8		0-0 F8		4-0 BB		0-0 G3			3	0	0	0	1	0	2
Jose Pagan, R OBP: 0.250, SLG: 0.625 (1, 6)		0-0 HR		0-0 6-3		0-3 K		0-0 F7		4	1	1	1	0	1	2
Jim Davenport, R (1, 5)		0-3 K		0-0 F4		0-0 5-3				3	0	0	0	0	1	0
Billy O'Dell, S (1, 1)		0-0 G3 BB 1B		0-0 4-3		0-3 K				3	0	1	0	0	1	0

Inning Stats	R: 2	H: 2	E: 1	K: 1	S: 8	LOB: 1	BB: 0	P: 8	R: 1	H: 2	E: 0	K: 1	S: 7	LOB: 2	BB: 1	P: 11	R: 0	H: 0	E: 0	K: 0	S: 3	LOB: 0	BB: 0	P: 3	R: 0	H: 0	E: 0	K: 0	S: 3	LOB: 0	BB: 0	P: 3	R: 0	H: 0	E: 0	K: 1	S: 5	LOB: 1	BB: 1	P: 9	R: 0	H: 2	E: 0	K: 1	S: 7	LOB: 2	BB: 0	P: 7	R: 0	H: 1	E: 0	K: 1	S: 6	LOB: 1	BB: 0	P: 6
1B: 3	SF: 0	2B: 2	SAC: 0	3B: 0	DP: 0	HR: 2	HBP: 0	WP: 1	PA: 34																																															

PITCHER	IP	WLS	BF	H	R	ER	SO	BB	IBB	HBP	BLK	WP	HR	S	P	ERA	WHIP
Carl Willey, R ERA: 13.5 (1, 1)	1.1	L	9	4	3	2	2	0	0	0	0	0	2	13	13	13.50	3.000
Bob Hendley, L ERA: (2, 1)	5.2		21	2	0	0	2	2	0	0	0	0	0	23	31	0.00	0.706
Tony Cloninger, R ERA: (8, 1)	1.0		4	1	0	0	1	0	0	0	0	1	0	6	6	0.00	1.000

BOTTOM

Milwaukee Braves @ San Francisco Giants
Candlestick Park, San Francisco, CA

Wed Apr 11 1962, 9:05 PM EST
Att. 16,721 - Unknown

livebaseballscorecards.com

AB	32
R	3
H	7
RBI	3
BB	2
SO	5
LOB	11



Batter	1	2	3	4	5	6	7	8	9	AB R H RBI BB SO LOB	TOP											
Howie Bedell, L (1, 7) OBP: 0.308, SLG: 0.308	0-0 1B		0-0 F7		0-0 4-3		0-0 1-3		0-0 1B	5 0 2 0 0 0 2	Milwaukee Braves @ San Francisco Giants Candlestick Park, San Francisco, CA Thu Apr 12 1962, 6:33 AM EST Att. 9,177 - Unknown											
Mack Jones, L (1, 9) OBP: 0.385, SLG: 0.400	0-0 F5		4-0 FC6-4 BB		4-0 G3 BB			0-0 HR 2B	0-3 K	3 1 1 0 2 1 2												
Hank Aaron, R (1, 8) OBP: 0.154, SLG: 0.083	0-0 1B		0-0 FC6-4		0-0 L7			0-0 HR	0-0 E6	5 1 1 0 0 0 4												
Eddie Mathews, L (1, 5) OBP: 0.308, SLG: 0.400	0-3 K			0-0 4-3		0-0 G3		4-0 HR BB	0-0 3-1	4 1 0 0 1 1 4												
Joe Adcock, R (1, 3) OBP: 0.273, SLG: 0.444		0-0 5-3		0-0 F7		4-0 FC6-4 BB		0-0 HR		3 1 1 4 1 0 0												
Del Crandall, R (1, 2) OBP: 0.200, SLG: 0.400		0-0 2B		0-0 F3		0-0 FC6-4		0-0 F6		4 0 1 0 0 0 2												
Frank Bolling, R (1, 4) OBP: 0.417, SLG: 0.125		0-0 F8			0-0 6-3		4-0 3-1 G3 BB	0-0 6-3		3 0 0 0 1 0 1												
Amado Samuel, R (1, 6)		0-3 K			0-0 6-3		0-0 G3	0-3 K		4 0 0 0 0 2 2												
Bob Buhl, R (1, 1)			0-3 K		0-0 1B		0-0 3-1		0-0 F4	1 0 0 0 0 1 0												
Don Nottebart, R (3, 1) OBP: 0.500, SLG: 0.500										1 0 1 0 0 0 0												
Lou Klimchok, L (7, PH)										1 0 0 0 0 0 1												
Don McMahon, R (7, 1)										0 0 0 0 0 0 0												
Joe Torre, R (9, PH)										1 0 0 0 0 0 0												
Inning Stats	R: 0 E: 0 K: 1 S: 6	H: 2 LOB: 1 BB: 0 P: 6	R: 0 E: 0 K: 1 S: 6	H: 1 LOB: 1 BB: 0 P: 6	R: 0 E: 0 K: 1 S: 5	H: 0 LOB: 1 BB: 1 P: 9	R: 0 E: 0 K: 0 S: 3	H: 0 LOB: 0 BB: 0 P: 3	R: 0 E: 0 K: 0 S: 4	H: 1 LOB: 1 BB: 0 P: 4	R: 0 E: 0 K: 0 S: 3	H: 0 LOB: 2 BB: 2 P: 11	R: 0 E: 0 K: 0 S: 3	H: 0 LOB: 1 BB: 1 P: 7	R: 4 E: 1 K: 1 S: 8	H: 2 LOB: 0 BB: 1 P: 12	R: 0 E: 1 K: 1 S: 7	H: 1 LOB: 2 BB: 0 P: 7	1B: 4 2B: 2 3B: 0 HR: 1	SF: 0 SAC: 0 DP: 0 HBP: 0	WP: 0 PB: 0 SB: 0 CS: 0	PA: 40
PITCHER	IP WLS BF H R ER SO BB IBB HBP BLK WP HR S P ERA WHIP																					
Jack Sanford, R (1, 1) ERA: 3.86	7.0 W 32 6 4 3 3 5 0 0 0 0 0 1 33 53 3.86 1.571																					
Stu Miller, R (8, 1) ERA:	2.0 S 8 1 0 0 2 0 0 0 0 0 0 0 12 12 0.00 0.500																					

AB	35
R	4
H	7
RBI	4
BB	5
SO	5
LOB	18



Batter	1	2	3	4	5	6	7	8	9	AB R H RBI BB SO LOB	TOP									
Eddie Kasko, R (1, 6) OBP: 0.292, SLG: 0.417	0-0 F7			0-0 F8		0-0 F7		0-0 4-3	0-3 K	5 0 0 0 0 1 2	Cincinnati Reds @ San Francisco Giants Candlestick Park, San Francisco, CA Fri Apr 13 1962, 9:05 PM EST Att. 23,775 - Unknown livebaseballscorecards.com									
Cookie Rojas, R (1, 4) OBP: 0.292, SLG: 0.417	0-0 6-3			0-0 F5		4-0 FC1-4 E BB		4-0 1B BB		2 0 0 0 2 0 0										
Vada Pinson, L (1, 8) OBP: 0.391, SLG: 0.476	0-3 K			0-3 K		0-0 E4 FC1-4 1-2		0-0 BB 1B 1-3 2-H		4 0 1 1 0 2 1										
Frank Robinson, R (1, 9) OBP: 0.227, SLG: 0.158		0-0 F8			0-0 F9	0-0 FC1-4 1-2f 2-3		4-0 BB 1-2		3 0 0 0 1 0 2										
Wally Post, R (1, 7) OBP: 0.471, SLG: 1.000		0-3 K			0-0 HR		0-0 F7	0-3 K		4 1 1 1 0 2 5										
Gordy Coleman, L (1, 3) OBP: 0.286, SLG: 0.263		0-0 F5			0-0 E3 FC6-4		0-0 G3	0-0 F8		4 0 0 0 0 0 3										
Tommy Harper, R (1, 5) OBP: 0.238, SLG: 0.200			0-0 F9		0-0 FC6-4 1-2f		0-0 5-3	0-0 5-3		4 0 0 0 0 0 1										
Darrell Johnson, R (1, 2) Johnny Edwards, L (9, PH) OBP: 0.143, SLG: 0.077			0-0 5-3		4-0 IBB 1-2		0-0 F8	0-0 G3 1B		2 0 0 0 1 0 0 1 0 1 0 0 0 0										
Jim O'Toole, S (1, 1) Leo Cardenas, R (8, PH) Howie Nunn, R (8, 1) Marty Keough, L (9, PH) OBP: 0.333, SLG: 0.333			0-0 F8		0-3 K			1-0 4-3 1B HBP	0-0 G3	2 0 0 0 0 1 2 0 1 0 0 0 0 0 0 0 0 0 0 0 0 1 0 0 0 0 0 1										
Inning Stats	R: 0 E: 0 K: 1 S: 5	H: 0 LOB: 0 BB: 0 P: 5	R: 0 E: 0 K: 1 S: 5	H: 0 LOB: 0 BB: 0 P: 5	R: 0 E: 0 K: 1 S: 5	H: 0 LOB: 0 BB: 0 P: 5	R: 1 E: 1 K: 1 S: 7	H: 1 LOB: 2 BB: 1 P: 11	R: 0 E: 0 K: 0 S: 4	H: 0 LOB: 0 BB: 0 P: 8		R: 0 E: 0 K: 0 S: 3	H: 0 LOB: 0 BB: 0 P: 3	R: 1 E: 0 K: 1 S: 6	H: 1 LOB: 3 BB: 2 P: 15	R: 0 E: 0 K: 1 S: 6	H: 1 LOB: 1 BB: 0 P: 6	1B: 2 2B: 0 3B: 0 HR: 1	SF: 0 SAC: 0 DP: 0 HBP: 1	WP: 0 PB: 0 SB: 1 CS: 0
PITCHER	IP WLS BF H R ER SO BB IBB HBP BLK WP HR S P ERA WHIP																			
Billy Pierce, L (1, 1) ERA: 2.45	7.1 W 30 2 2 2 4 2 1 1 0 0 1 34 47 2.46 0.545																			
Stu Miller, R (8, 1) ERA:	1.2 S 7 1 0 0 2 1 0 0 0 0 0 0 10 14 0.00 1.200																			



Batter	1	2	3	4	5	6	7	8	9	AB R H RBI BB SO LOB
--------	---	---	---	---	---	---	---	---	---	----------------------

Harvey Kuenn, R (1, 7) OBP: 0.438, SLG: 0.462	0-3 K		4-0 BB		0-0 2B		0-0 5-3	0-3 K		4 0 1 1 1 2 2
Jose Pagan, R (1, 6) OBP: 0.353, SLG: 0.706	0-0 5-3		0-3 K		0-0 F9		0-0 HR	0-0 6-3		5 1 1 0 0 1 6
Willie Mays, R (1, 8) OBP: 0.353, SLG: 0.857	4-0 CS BB		0-0 F9			0-0 HR	0-0 F7			3 1 1 1 1 0 4
Orlando Cepeda, R (1, 3) OBP: 0.313, SLG: 0.538	0-0 CS	0-3 K		0-0 F9		4-0 1B FC6-4 BB	0-0 HR			3 2 1 2 1 1 0
Felipe Alou, R (1, 9) OBP: 0.438, SLG: 0.429		0-3 K		0-0 F8		0-0 FC6-4 1B	0-0 F8			4 0 1 0 0 1 0
Ed Bailey, L (1, 2) OBP: 0.313, SLG: 0.250		0-0 F3		0-0 F8		0-3 K		4-0 1B BB		3 1 0 0 1 1 2
Jim Davenport, R (1, 5) OBP: 0.267, SLG: 0.214			0-0 FC1-5 1B		0-3 K	0-0 FC6-4 S 1B		0-0 1B 1B		4 1 2 1 0 1 1
Chuck Hiller, L (1, 4) OBP: 0.313, SLG: 0.267			0-0 BB FC1-5 1B		0-0 F8	0-0 1B		0-0 1B		4 0 3 2 0 0 0
Billy Pierce, L (1, 1) OBP: 0.333, SLG: 0.333			0-0 FC1-5 BB		0-0 BLK 2B	0-0 1-3		0-0 1-3		3 1 1 0 0 0 3
Stu Miller, R (8, 1)			1-2 2-3f							1 0 0 0 0 0 2

Inning Stats	R: 0 E: 0 K: 1 S: 4	H: 0 LOB: 0 BB: 1 P: 8	R: 0 E: 0 K: 2 S: 7	H: 0 LOB: 0 BB: 0 P: 7	R: 0 E: 0 K: 1 S: 7	H: 2 LOB: 3 BB: 1 P: 11	R: 0 E: 0 K: 0 S: 3	H: 0 LOB: 0 BB: 0 P: 3	R: 1 E: 0 K: 1 S: 7	H: 2 LOB: 1 BB: 0 P: 7	R: 3 E: 0 K: 1 S: 8	H: 3 LOB: 1 BB: 1 P: 12	R: 2 E: 0 K: 0 S: 5	H: 2 LOB: 0 BB: 0 P: 5	R: 1 E: 0 K: 1 S: 7	H: 2 LOB: 2 BB: 1 P: 11	1B: 8 2B: 1 3B: 0 HR: 2	SF: 0 SAC: 0 DP: 0 HBP: 0	WP: 0 PB: 0 SB: 1 CS: 1	PA: 39
--------------	------------------------------	---------------------------------	------------------------------	---------------------------------	------------------------------	----------------------------------	------------------------------	---------------------------------	------------------------------	---------------------------------	------------------------------	----------------------------------	------------------------------	---------------------------------	------------------------------	----------------------------------	----------------------------------	------------------------------------	----------------------------------	--------

PITCHER	IP	WLS	BF	H	R	ER	SO	BB	IBB	HBP	BLK	WP	HR	S	P	ERA	WHIP
Jim O'Toole, L (1, 1) ERA: 7.71	7.0	L	32	9	6	6	6	3	0	0	1	0	2	41	53	7.71	1.714
Howie Nunn, R (8, 1) ERA: 9.0	1.0		6	2	1	1	1	1	0	0	0	0	0	7	11	9.00	3.000

BOTTOM

Cincinnati Reds @ San Francisco Giants
Candlestick Park, San Francisco, CA

livebaseballscorecards.com

AB	34
R	7
H	11
RBI	7
BB	4
SO	7
LOB	20



Fri Apr 13 1962, 9:05 PM EST
Att. 23,775 - Unknown

Batter	1	2	3	4	5	6	7	8	9	AB R H RBI BB SO LOB	TOP															
Don Blasingame, L (1, 4) OBP: 0.400, SLG: 0.200	0-0 F4		4-0 WP SF9 1B BB	0-0 SF7		0-0 6-3			0-0 G3 1B	3 1 1 1 1 0 0																
Eddie Kasko, R (1, 6) OBP: 0.276, SLG: 0.379	0-0 5-3		0-0 SF9 WP 1B 1B	0-3 K			0-0 F3		0-0 F9	5 1 1 0 0 1 3																
Vada Pinson, L (1, 8) OBP: 0.357, SLG: 0.417	0-0 G3		0-0 SF9	0-3 K			4-0 G5-4-3 BB		0-0 G3	3 0 0 1 1 1 3																
Frank Robinson, R (1, 9) OBP: 0.259, SLG: 0.250		0-0 2B	0-0 F6		0-0 1B		0-0 G5-4-3		0-0 F9	5 1 2 0 0 0 3																
Gordy Coleman, L (1, 3) OBP: 0.360, SLG: 0.522		0-0 1B 2B	0-0 1B		0-0 F9			0-0 HR		4 2 3 3 0 0 1																
Wally Post, R (1, 7) OBP: 0.381, SLG: 0.789		0-0 6-3	0-0 F4		0-0 F7			0-0 F2		4 0 0 0 0 0 3																
Johnny Edwards, L (1, 2) OBP: 0.278, SLG: 0.133		0-0 1B		4-0 BB SF7 BB	0-3 K			4-0 BB		2 1 1 1 2 1 1																
Tommy Harper, R (1, 5) OBP: 0.240, SLG: 0.174		0-3 K		4-0 BB BB		0-0 G3		0-3 K		3 0 0 0 1 2 2																
Sammy Ellis, L (1, 1) Johnny Klippstein, R (3, 1) Joe Gaines, R (4, PH) Moe Drabowsky, R (4, 1) Cliff Cook, R (6, PH) Dave Sisler, R (6, 1) Jerry Lynch, L (8, PH) Bob Miller, R (8, 1)		0-0 F7		4-0 BB BB		0-0 1-3		0-0 F7		1 0 0 0 0 0 1 0 0 0 0 0 0 0 0 0 0 0 1 0 0 0 0 0 0 0 0 0 1 0 0 0 0 0 0 0 0 0 0 0 0 0 1 0 0 0 0 0 1 0 0 0 0 0 0 0																
Inning Stats	R: 0 H: 0 E: 0 LOB: 0 K: 0 BB: 0 S: 3 P: 3	R: 2 H: 3 E: 0 LOB: 1 K: 1 BB: 0 S: 8 P: 8	R: 2 H: 2 E: 0 LOB: 1 K: 0 BB: 1 S: 5 P: 9	R: 1 H: 0 E: 0 LOB: 2 K: 2 BB: 3 S: 7 P: 19	R: 0 H: 1 E: 0 LOB: 1 K: 1 BB: 0 S: 6 P: 6	R: 0 H: 0 E: 0 LOB: 0 K: 0 BB: 0 S: 3 P: 3	R: 0 H: 0 E: 0 LOB: 0 K: 0 BB: 1 S: 2 P: 6	R: 1 H: 1 E: 0 LOB: 1 K: 1 BB: 1 S: 6 P: 10	R: 0 H: 1 E: 0 LOB: 1 K: 0 BB: 0 S: 4 P: 4	1B: 5 SF: 2 2B: 2 SAC: 0 3B: 0 DP: 1 HR: 1 HBP: 0	WP: 1 PA: 40 PB: 0 SB: 0 CS: 0															
PITCHER	IP WLS BF H R ER SO BB IBB HBP BLK WP HR S P ERA WHIP											PITCHER	IP WLS BF H R ER SO BB IBB HBP BLK WP HR S P ERA WHIP													
Gaylord Perry, R (1, 1) ERA: 13.5	2.2	14	5	4	4	1	1	0	0	0	1	0	15	19	13.50	2.250										
Don Larsen, R (3, 1) ERA: 2.84	6.1	26	3	2	2	4	5	0	0	0	0	1	29	49	2.84	1.263										

Cincinnati Reds @ San Francisco Giants
 Candlestick Park, San Francisco, CA
 Sat Apr 14 1962, 6:33 AM EST
 Att: 18,086 - Unknown

AB	32
R	6
H	8
RBI	6
BB	6
SO	5
LOB	18



livebaseballscorecards.com

Batter	1	2	3	4	5	6	7	8	9
Harvey Kuenn, R OBP: 0.500, SLG: 0.563 Matty Alou, L (7, PH) (8, 7)	0-0 1B 1B	0-0 SF8	0-0 E 1B		0-0 4-3 BLK 1B		0-0 F4		
Chuck Hiller, L OBP: 0.333, SLG: 0.300	0-0 F5	0-0 F7	0-0 1B		0-0 4-3 1B			0-0 G6-4-3 BB 1B	
Willie Mays, R OBP: 0.318, SLG: 0.667	0-3 K				0-0 F4			4-0 G6-4-3 BB 1-2	
Orlando Cepeda, R OBP: 0.381, SLG: 0.889	0-0 1B E 1B		0-0 HR	0-3 K		0-0 HR		0-0 G6-4-3 1-2f 2-3	
Felipe Alou, R OBP: 0.476, SLG: 0.789	0-0 E1 BLK 1B		0-0 HR	0-0 HR		0-0 4-3		0-0 F9	
Ed Bailey, L OBP: 0.350, SLG: 0.214	0-3 K		4-0 1B E BB	0-0 F4		4-0 G6-3 BB			
Jose Pagan, R OBP: 0.286, SLG: 0.571		0-0 E6 SF8	0-0 F8	0-0 4-3		0-0 G6-3			
Jim Davenport, R OBP: 0.316, SLG: 0.333		0-0 F9	0-0 E 1B 1B		0-0 SH3 1B 2B		0-0 F5		
Gaylord Perry, R Don Larsen, R (3, 1)		0-0 E1	0-0 E5 1B		0-0 SH3		0-0 5-3		

AB	R	H	RBI	BB	SO	LOB
3	2	3	4	0	0	0
1	0	0	0	0	0	0
5	0	2	1	0	0	3
4	0	0	0	1	2	3
5	3	3	2	0	1	2
5	3	3	3	0	0	1
2	1	0	0	2	1	0
4	1	0	0	0	0	2
4	2	2	0	0	0	1
1	0	0	0	0	0	1
2	1	0	0	0	0	1

BOTTOM

Cincinnati Reds @ San Francisco Giants
Candlestick Park, San Francisco, CA

AB	36
R	13
H	13
RBI	10
BB	3
SO	4
LOB	14



WP: 0	PA: 41
PB: 0	
SB: 0	
CS: 0	

PITCHER	IP	WLS	BF	H	R	ER	SO	BB	IBB	HBP	BLK	WP	HR	S	P	ERA	WHIP	
Sammy Ellis, R ERA: 11.57	(1, 1)	2.1	L	15	5	7	3	2	1	0	0	0	0	2	18	22	11.57	2.571
Johnny Klippstein, R ERA: 3.96	(3, 1)	0.2		6	3	3	0	1	0	0	0	0	0	8	8	0.00	4.500	
Moe Drabowsky, R ERA: 10.5	(4, 1)	2.0		9	3	2	2	1	0	0	1	0	1	11	11	9.00	1.500	
Dave Sisler, R ERA: 3.6	(6, 1)	2.0		7	1	1	1	0	1	0	0	0	1	6	10	4.50	1.000	
Bob Miller, L ERA: 13.5	(8, 1)	1.0		4	1	0	0	0	1	0	0	0	0	3	7	0.00	2.000	

Sat Apr 14 1962, 6:33 AM EST
Att. 18,086 - Unknown

livebaseballscorecards.com

Batter	1	2	3	4	5	6	7	8	9	AB R H RBI BB SO LOB	TOP
Don Blasingame, L (1, 4) <small>OBP: 0.350, SLG: 0.143</small>	4-0 	0-3 		0-0 		0-0 			0-0 	4 1 0 0 1 1 3	
Eddie Kasko, R (1, 5) <small>OBP: 0.265, SLG: 0.333</small>	4-0 		0-0 	0-0 			0-0 		0-0 	4 1 0 0 1 0 1	
Vada Pinson, L (1, 8) <small>OBP: 0.375, SLG: 0.500</small>	0-0 		0-0 		0-0 		0-0 			4 1 2 1 0 0 0	
Frank Robinson, R (1, 9) <small>OBP: 0.290, SLG: 0.269</small>	0-0 		0-0 		0-0 		1-0 			2 1 1 1 0 0 1	
Gordy Coleman, L (1, 3) <small>OBP: 0.345, SLG: 0.481</small>	0-0 		0-0 		0-0 		0-0 			4 0 1 1 0 0 3	
Wally Post, R (1, 7) Marty Keough, L (9, 7) <small>OBP: 0.320, SLG: 0.652</small> <small>OBP: 0.333, SLG: 0.333</small>	0-0 		0-0 		0-0 			0-0 		4 0 0 0 0 0 3 0 0 0 0 0 0 0	
Leo Cardenas, R (1, 6) <small>OBP: 0.333, SLG: 0.222</small>		0-0 	0-0 		0-3 			0-0 		4 0 0 0 0 1 1	
Johnny Edwards, L (1, 2) <small>OBP: 0.318, SLG: 0.222</small>		4-0 		0-0 		0-0 		0-0 		3 0 1 0 1 0 0	
Bob Purkey, R (1, 1) Jim Brosnan, R (8, 1) <small>OBP: 0.333, SLG: 0.333</small> <small>OBP: 0.333, SLG: 0.333</small>		0-0 		0-0 		0-0 			0-0 	2 0 1 0 0 0 1 1 0 0 0 0 0 0	
Inning Stats	R: 2 H: 1 E: 0 LOB: 1 K: 0 BB: 2 S: 4 P: 12	R: 0 H: 0 E: 0 LOB: 1 K: 1 BB: 1 S: 5 P: 9	R: 2 H: 2 E: 2 LOB: 1 K: 0 BB: 0 S: 6 P: 6	R: 0 H: 1 E: 0 LOB: 1 K: 0 BB: 0 S: 4 P: 4	R: 0 H: 1 E: 0 LOB: 1 K: 0 BB: 0 S: 4 P: 4	R: 0 H: 1 E: 0 LOB: 1 K: 1 BB: 0 S: 6 P: 6	R: 0 H: 0 E: 0 LOB: 1 K: 0 BB: 0 S: 3 P: 4	R: 0 H: 0 E: 0 LOB: 0 K: 0 BB: 0 S: 3 P: 3	R: 0 H: 0 E: 0 LOB: 0 K: 0 BB: 0 S: 3 P: 3	1B: 4 SF: 1 2B: 1 SAC: 1 3B: 1 DP: 0 HR: 0 HBP: 1	WP: 0 PA: 38 PB: 0 SB: 1 CS: 0
PITCHER Juan Marichal, R (1, 1) <small>ERA: 1.13</small> Jim Duffalo, R (8, 1) <small>ERA:</small> Stu Miller, R (9, 1) <small>ERA:</small>	IP WLS BF H R ER SO BB IBB HBP BLK WP HR S P ERA WHIP 7.0 L 32 6 4 2 2 3 0 1 0 0 0 0 32 45 2.57 1.286 1.0 3 0 0 0 0 0 0 0 0 0 0 0 3 3 0.00 0.000 1.0 3 0 0 0 0 0 0 0 0 0 0 0 3 3 0.00 0.000										

Cincinnati Reds @ San Francisco Giants
 Candlestick Park, San Francisco, CA
 Sun Apr 15 1962, 6:33 AM EST
 Att. 28,697 - Unknown

AB	32
R	4
H	6
RBI	3
BB	3
SO	2
LOB	13



livebaseballscorecards.com

Batter	1	2	3	4	5	6	7	8	9	AB R H RBI BB SO LOB	TOP
Maury Wills, S OBP: 0.364, SLG: 0.333 (1, 6)	0-2 1B S 1B	1 SAFE 0-0 PO 1-2	1-1 1B 1B	3-2 FC6-4 1B		1-1 6-3		0-1 F3	0-0 FC6-4	6 1 3 0 0 0 3	
Jim Gilliam, S OBP: 0.433, SLG: 0.593 (1, 4) Larry Burright, R (7, 4)	3-1 HBP 1B		0-2 1B 1B	0-0 FC6-4			0-0 F6	2-2 F7	0-0 L3	4 0 2 0 0 0 2 2 0 0 0 0 0 2	
Wally Moon, L OBP: 0.300, SLG: 0.346 (1, 7)	4-2 HBP		0-0 F7		0-0 F2		0-2 E3 1B 2B		2-2 HR 1B	4 2 1 0 0 0 2	
Tommy Davis, R OBP: 0.458, SLG: 0.957 (1, 9)	0-0 F9		1-1 1B 1-3 2-H		2-2 5-3		0-0 2B SF8 1B		0-0 HR	5 2 3 3 0 0 3	
Lee Walls, R OBP: 0.467, SLG: 0.417 (1, 3)	1-0 F4		0-2 F3		2-0 1B		0-2 SF8 1-3 2-H 2B		3-2 F7	5 0 2 1 0 0 5	
Ron Fairly, L OBP: 0.286, SLG: 0.412 (1, 8)	2-0 F9		2-3 K		1-1 G3		0-1 SF8		0-0 2B 1B	4 1 1 1 0 1 6	
Daryl Spencer, R OBP: 0.393, SLG: 0.375 (1, 5)		2-2 3-1		2-3 K		4-0 BB	1-1 F7		4-0 2B BB	3 1 0 0 2 1 1	
John Roseboro, L OBP: 0.429, SLG: 0.375 (1, 2) Doug Camilli, R (8, PR) (8, 2)		4-2 PO BB		1-2 F9		0-2 F8		0-2 2B	1-2 1B 2B	3 0 1 0 1 0 1 1 1 1 2 0 0 0	
Stan Williams, R Ed Roebuck, R Dick Tracewski, R Phil Ortega, R Andy Carey, R Willard Hunter, R Frank Howard, R Ron Perranoski, L Tim Harkness, L		0-3 K		4-1 1B BB		2-2 F4		3-3 K	3-2 FC6-4 1B	1 0 0 0 0 0 1 1 0 0 0 0 0 0 0 0 0 0 0 0 0 0 1 0 1 0 0 0 0 0 0 0 0 0 1 0 0 1 1 0 0 0 0 0	
Inning Stats	R: 0 H: 2 E: 0 LOB: 3 K: 0 BB: 0 S: 11 P: 21	R: 0 H: 0 E: 0 LOB: 0 K: 1 BB: 1 S: 8 P: 14	R: 1 H: 3 E: 0 LOB: 2 K: 1 BB: 0 S: 14 P: 18	R: 0 H: 1 E: 0 LOB: 2 K: 1 BB: 1 S: 14 P: 24	R: 0 H: 1 E: 0 LOB: 1 K: 0 BB: 0 S: 7 P: 12	R: 0 H: 0 E: 0 LOB: 1 K: 0 BB: 1 S: 9 P: 16	R: 2 H: 2 E: 1 LOB: 1 K: 0 BB: 0 S: 15 P: 16	R: 0 H: 1 E: 0 LOB: 1 K: 1 BB: 0 S: 14 P: 19	R: 5 H: 5 E: 0 LOB: 1 K: 0 BB: 1 S: 19 P: 32	1B: 11 SF: 1 2B: 3 SAC: 0 3B: 0 DP: 0 HR: 1 HBP: 1	WP: 0 PA: 48 PB: 0 SB: 1 CS: 0
PITCHER Billy O'Dell, L (1, 1) ERA: 3.5	IP WLS BF H R ER SO BB IBB HBP BLK WP HR S P ERA WHIP	9.0 W 47 15 8 6 4 4 0 1 0 0 0 1 111 172 6.00 2.111									

Los Angeles Dodgers @ San Francisco Giants
Candlestick Park, San Francisco, CA
Mon Apr 16 1962, 9:05 PM EST
Att: 32,819 - Unknown

AB	41
R	8
H	15
RBI	8
BB	4
SO	4
LOB	28



Batter	1	2	3	4	5	6	7	8	9
Harvey Kuenn, R OBP: 0.533, SLG: 0.522 Manny Mota, R	3-2 1-3		4-2 BB BB BB	3-2 1-2 E 1B		4-2 1B HR BB	4-0 1-2 2-3 3-H 1B BB	1-2 F8	
Chuck Hiller, L OBP: 0.344, SLG: 0.310	2-3 K		4-1 1-2 SF9 BB	1-3 K		2-2 1-2 HR 1B	0-0 3-H SF8	0-0 1B	
Willie Mays, R OBP: 0.406, SLG: 0.731 Matty Alou, L	0-0 F2		4-1 1-2 2-3 SF9 1B BB	0-0 F9		0-0 1-H 2-H HR	4-2 1-2 2-3 1B BB	3-2 G3	
Orlando Cepeda, R OBP: 0.355, SLG: 0.654 Dick Phillips, L		3-2 4-3	4-2 1-2 2-3 3-H 1B SF8 BB	4-2 1-2 2-3 E BB		3-2 5-3	1-1 1-3 2-H 3-H 1B S 1B		
Felipe Alou, R OBP: 0.500, SLG: 0.852		1-0 HR	0-0 SF9	3-2 E4		0-1 1-3	0-0 2-3 3-H 2B 1B		
Ed Bailey, L OBP: 0.345, SLG: 0.348		2-3 K	1-2 1-3 3-H 1B	2-2 G3		2-3 K	0-0 1-H 3-H 2B		
Jose Pagan, R OBP: 0.367, SLG: 0.586 Ernie Bowman, R		2-0 E S HR 1B	0-0 SF8		2-0 F3		1-0 SH BB 1B F6		
Jim Davenport, R OBP: 0.321, SLG: 0.423 Willie McCovey, L		1-1 1-H HR	3-3 K		0-1 L6		4-2 BB SH SF8 BB 6-3		
Billy O'Dell, S OBP: 0.286, SLG: 0.167		0-0 4-3		4-0 BB E 1B BB	2-3 K		0-0 SH BB BB 1-2 2-3 1B	1-3 K	

Inning Stats	R: 0	H: 0	E: 0	K: 1	S: 9	LOB: 0	BB: 0	P: 14	R: 3	H: 3	E: 0	K: 1	S: 13	LOB: 0	BB: 0	P: 22	R: 4	H: 1	E: 0	K: 1	S: 16	LOB: 1	BB: 4	P: 36	R: 2	H: 1	E: 1	K: 1	S: 18	LOB: 2	BB: 2	P: 35	R: 0	H: 0	E: 0	K: 1	S: 6	LOB: 0	BB: 0	P: 10	R: 3	H: 2	E: 0	K: 1	S: 21	LOB: 0	BB: 1	P: 32	R: 7	H: 4	E: 1	K: 0	S: 16	LOB: 1	BB: 3	P: 31	R: 0	H: 1	E: 0	K: 1	S: 12	LOB: 1	BB: 0	P: 17
--------------	------	------	------	------	------	--------	-------	-------	------	------	------	------	-------	--------	-------	-------	------	------	------	------	-------	--------	-------	-------	------	------	------	------	-------	--------	-------	-------	------	------	------	------	------	--------	-------	-------	------	------	------	------	-------	--------	-------	-------	------	------	------	------	-------	--------	-------	-------	------	------	------	------	-------	--------	-------	-------

AB	R	H	RBI	BB	SO	LOB	
2	4	1	1	3	0	0	
1	0	0	0	0	0	0	
4	2	2	1	1	2	2	
3	3	1	3	2	0	2	
1	0	0	0	0	0	1	
3	2	1	3	2	0	0	
0	0	0	0	0	0	0	
4	2	2	3	0	0	1	
5	0	2	2	0	2	2	
4	2	2	1	0	0	1	
0	0	0	0	0	0	0	
4	2	1	2	1	1	2	
0	0	0	0	0	0	0	
3	2	0	0	1	2	0	
1B: 8	SF: 3	2B: 1	SAC: 1	3B: 0	DP: 0	HR: 3	HBP: 0

BOTTOM

Los Angeles Dodgers @ San Francisco Giants
Candlestick Park, San Francisco, CA

Mon Apr 16 1962, 9:05 PM EST
 Att. 32,819 - Unknown

livebaseballscorecards.com

AB	34
R	19
H	12
RBI	16
BB	10
SO	7
LOB	11

GIANTS

WP: 0	PA: 48
PB: 0	
SB: 2	
CS: 0	

PITCHER	IP	WLS	BF	H	R	ER	SO	BB	IBB	HBP	BLK	WP	HR	S	P	ERA	WHIP
Stan Williams, R ERA: 24.55	(1, 1)	2.0	L	12	3	6	6	2	3	0	0	0	2	26	52	27.00	3.000
Ed Roebuck, R ERA: 5.4	(3, 1)	1.0		5	1	1	1	1	0	0	0	0	0	12	20	9.00	2.000
Phil Ortega, R ERA:	(4, 1)	2.0		10	1	2	0	2	2	0	0	0	0	24	45	0.00	1.500
Willard Hunter, L ERA: 40.5	(6, 1)	2.0		17	6	10	9	1	4	0	0	0	1	37	63	40.50	5.000
Ron Perranoski, L ERA: 4.5	(8, 1)	1.0		4	1	0	0	1	0	0	0	0	0	12	17	0.00	1.000

Batter	1	2	3	4	5	6	7	8	9	AB R H RBI BB SO LOB	TOP
Maury Wills, S OBP: 0.395, SLG: 0.438 (1, 6)	1-0 6-3	1-2 3B		0-0 2B 1B		1-2 L4			0-2 G3 SH1-4 1B	5 1 3 1 0 0 0	
Jim Gilliam, S OBP: 0.382, SLG: 0.516 (1, 4)	3-2 F8	3-1 B1-3		2-0 E3 2B		0-1 F4			1-0 SH1-4	4 1 0 0 0 0 3	
Lee Walls, R OBP: 0.471, SLG: 0.429 Duke Snider, L (4, PH) OBP: 0.625, SLG: 0.667 Willie Davis, L (4, 8) OBP: 0.412, SLG: 0.563	1-1 FC6-4 1B			3-1 F6		2-2 2B			2-2 G3	2 0 1 0 0 0 0 1 0 0 0 0 0 3 2 0 1 0 0 0 1	
Tommy Davis, R OBP: 0.448, SLG: 0.889 (1, 8) (4, 7)	2-1 FC6-4			2-2 2B					1-2 6-3	4 1 1 3 1 0 2	
Frank Howard, R OBP: 0.214, SLG: 0.385 Ron Fairly, L (9, 9) OBP: 0.286, SLG: 0.412				4-0 IBB					2-3 K	3 1 1 2 1 1 0 0 0 0 0 0 0 0	
Daryl Spencer, R OBP: 0.406, SLG: 0.346 (1, 5)				2-3 K					1-3 K	2 1 0 0 2 2 2	
Tim Harkness, L OBP: 0.375, SLG: 0.750 (1, 3)				3-1 G3					0-3 K	4 1 1 2 0 1 1	
Norm Sherry, R OBP: 0.167, SLG: 0.091 (1, 2)				0-3 K					1-0 F6	4 0 0 0 0 2 0	
Don Drysdale, R OBP: 0.667, SLG: 0.800 Larry Sherry, R (7, 1)				1-0 L7					1-3 K	2 2 1 0 1 0 0 1 0 0 0 0 1 0	
Inning Stats	R: 0 H: 1 E: 0 LOB: 1 K: 0 BB: 0 S: 10 P: 17	R: 3 H: 3 E: 0 LOB: 1 K: 0 BB: 1 S: 16 P: 28	R: 2 H: 1 E: 0 LOB: 0 K: 0 BB: 2 S: 10 P: 22	R: 3 H: 2 E: 1 LOB: 2 K: 2 BB: 2 S: 16 P: 35	R: 0 H: 0 E: 0 LOB: 0 K: 1 BB: 0 S: 6 P: 10	R: 0 H: 1 E: 0 LOB: 1 K: 0 BB: 0 S: 8 P: 11	R: 0 H: 0 E: 0 LOB: 0 K: 2 BB: 0 S: 8 P: 13	R: 0 H: 0 E: 0 LOB: 0 K: 2 BB: 0 S: 9 P: 11	R: 0 H: 1 E: 0 LOB: 1 K: 0 BB: 0 S: 11 P: 15	1B: 4 SF: 0 2B: 3 SAC: 1 3B: 1 DP: 1 HR: 2 HBP: 0	WP: 0 PA: 40 PB: 0 SB: 0 CS: 0
PITCHER	IP WLS BF H R ER SO BB IBB HBP BLK WP HR S P ERA WHIP										
Mike McCormick, L (1, 1) ERA: 15.43	2.1 L 14 5 5 4 0 2 0 0 0 0 0 2 34 59 15.43 3.000										
Jim Duffalo, R (3, 1) ERA:	2.2 13 2 3 0 3 2 1 0 0 0 0 0 24 53 0.00 1.500										
Richard LeMay, L (6, 1) ERA:	1.0 3 1 0 0 0 0 0 0 0 0 0 0 8 11 0.00 1.000										
Bobby Bolin, R (7, 1) ERA:	2.0 6 0 0 0 4 0 0 0 0 0 0 0 17 24 0.00 0.000										
Stu Miller, R (9, 1) ERA:	1.0 4 1 0 0 0 0 0 0 0 0 0 0 11 15 0.00 1.000										

Los Angeles Dodgers @ San Francisco Giants
Candlestick Park, San Francisco, CA
Tue Apr 17 1962, 6:33 AM EST
Att. 25,841 - Unknown

livebaseballscorecards.com

AB 34
R 8
H 9
RBI 8
BB 5
SO 7
LOB 12



Batter	1	2	3	4	5	6	7	8	9	AB	R	H	RBI	BB	SO	LOB
Harvey Kuenn, R OBP: 0.543, SLG: 0.500 (1, 7) (8, 5)	1-3 K	2-0 G4-6-3			4-1 1B 1B 1-2 BB		2-1 HBP 1B 2B 1B	4-1 BB		3	1	1	0	2	1	1
Chuck Hiller, L OBP: 0.351, SLG: 0.324 (1, 4) (8, 5)	1-1 1B 3B 1B		0-1 L4		2-1 L8		1-1 HBP 2B 1-2 1B 1B	1-0 F8		5	2	2	0	0	0	3
Matty Alou, L OBP: 0.375, SLG: 0.286 (1, 8) (8, 7)	0-0 1-2 3B 1B		0-0 6-3		1-0 1-2 2-3 1B 1B		1-1 1-2 2-3 2B HBP	2-1 4-3		4	2	2	0	0	0	1
Orlando Cepeda, R OBP: 0.361, SLG: 0.633 (1, 3) (8, 5)	2-3 K		0-1 4-3		1-0 F9		0-0 1-H 2-H 3-H 2B		4-1 FC6-4 BB	4	0	1	3	1	1	5
Felipe Alou, R OBP: 0.514, SLG: 0.871 (1, 9) (8, 5)	1-1 1-H 2-H 3B		0-3 K		1-2 1-2 2-3 3-H 1B		4-0 E BB		0-1 FC6-4 FC5-4 1-2f	4	0	2	3	1	1	1
Ed Bailey, L OBP: 0.364, SLG: 0.462 Ernie Bowman, R (7, PR) (8, 6) Manny Mota, R (9, PH)	4-0 BB		0-1 HR		0-1 F7		2-1 E4 1-3		3-2 FC5-4 1-2f	3	1	1	1	1	0	4
Jose Pagan, R OBP: 0.333, SLG: 0.531 Willie Mays, R OBP: 0.382, SLG: 0.679 (7, PH) (8, 8)	1-3 K		0-0 5-3		0-1 G3		1-3 K		1-0 F5	3	0	0	0	0	1	2
Jim Davenport, R OBP: 0.323, SLG: 0.393 Willie McCovey, L (7, PH) Joe Pignatano, R (8, 2)			1-0 F6		1-2 F4		0-2 F7			2	0	0	0	1	0	0
Mike McCormick, L Jim Duffalo, R Dick Phillips, L Richard LeMay, L Tom Haller, L Bobby Bolin, R Don Larsen, R Stu Miller, R		0-0 FC2-6 G4-6-3 1-2f			4-0 1B BB 1B BB		0-1 F7		2-3 K	1	0	0	0	0	0	1

Inning Stats	R: 2	H: 3	E: 0	K: 3	S: 15	LOB: 2	BB: 1	P: 25	R: 0	H: 0	E: 0	K: 0	S: 4	LOB: 0	BB: 0	P: 10	R: 0	H: 0	E: 0	K: 0	S: 5	LOB: 0	BB: 0	P: 5	R: 1	H: 1	E: 0	K: 1	S: 7	LOB: 0	BB: 0	P: 8	R: 1	H: 2	E: 0	K: 0	S: 11	LOB: 3	BB: 2	P: 24	R: 0	H: 0	E: 0	K: 0	S: 9	LOB: 0	BB: 0	P: 10	R: 3	H: 3	E: 1	K: 1	S: 14	LOB: 2	BB: 1	P: 25	R: 0	H: 0	E: 0	K: 1	S: 8	LOB: 1	BB: 1	P: 17	R: 0	H: 0	E: 0	K: 0	S: 9	LOB: 1	BB: 1	P: 17	1B: 6	SF: 0	2B: 1	SAC: 0	3B: 1	DP: 1	HR: 1	HBP: 1	WP: 0	PA: 43
PITCHER	IP	WLS	BF	H	R	ER	SO	BB	IBB	HBP	BLK	WP	HR	S	P	ERA	WHIP																																																																	
Don Drysdale, R ERA: 5.87	(1, 1)	6.1	W	31	9	7	7	4	4	0	1	0	0	57	92	9.95	2.053																																																																	
Larry Sherry, R ERA:	(7, 1)	2.2	S	12	0	0	2	3	0	0	0	0	0	25	49	0.00	1.125																																																																	

BOTTOM

Los Angeles Dodgers @ San Francisco Giants
Candlestick Park, San Francisco, CA
Tue Apr 17 1962, 6:33 AM EST
Att. 25,841 - Unknown

livebaseballscores.com

AB	35
R	7
H	9
RBI	7
BB	7
SO	6
LOB	24



Batter	1	2	3	4	5	6	7	8	9	AB R H RBI BB SO LOB	TOP											
Harvey Kuenn, R (1, 7) OBP: 0.487, SLG: 0.433	0-3 K		0-0 F5		0-0 6-3			0-0 F3		4 0 0 0 0 1 1												
Chuck Hiller, L (1, 4) OBP: 0.341, SLG: 0.316	0-0 L1-3 1B			0-0 F8	0-3 K			0-0 F8		4 0 1 0 0 1 0												
Willie Mays, R (1, 8) OBP: 0.342, SLG: 0.594	0-0 L1-3 1-2 1B			0-0 6-3		0-0 F2			0-3 K	4 0 0 0 0 1 1												
Orlando Cepeda, R (1, 3) OBP: 0.375, SLG: 0.606		0-0 1-3		4-0 BB		0-3 K			0-0 2B 4-3 1B	3 1 1 0 1 1 0												
Felipe Alou, R (1, 9) OBP: 0.487, SLG: 0.829		0-0 6-3		0-0 F7		0-0 6-3			0-0 1-3 2B	4 0 1 0 0 0 1												
Jim Davenport, R (1, 5) Dick Phillips, L (9, PH)		0-3 K			0-0 2B		0-0 F9		0-0 4-3	3 1 1 0 0 1 0 1 0 0 1 0 0 1												
Jose Pagan, R (1, 6) Willie McCovey, L (9, PH) Manny Mota, R (9, PH)			0-3 K		0-0 HR 2B		0-0 5-3		0-3 K	3 1 1 1 0 1 0 0 0 0 0 0 0 0 1 0 0 0 0 1 1	AB 33 R 4 H 7 RBI 4 BB 1 SO 8 LOB 5											
Tom Haller, L (1, 2) OBP: 0.250, SLG: 1.000			0-0 F4		0-0 HR		0-0 F9			3 1 1 2 0 0 0												
Jack Sanford, R (1, 1) Stu Miller, R (8, 1)			0-0 2B		0-3 K			0-0 4-3		3 0 1 0 0 1 0 0 0 0 0 0 0 0												
Inning Stats	R: 0 E: 0 K: 1 S: 5	H: 1 LOB: 0 BB: 0 P: 5	R: 0 E: 0 K: 1 S: 5	H: 0 LOB: 0 BB: 0 P: 5	R: 0 E: 0 K: 1 S: 6	H: 1 LOB: 1 BB: 0 P: 6	R: 0 E: 0 K: 0 S: 3	H: 0 LOB: 1 BB: 1 P: 7	R: 3 E: 0 K: 2 S: 10	H: 3 LOB: 0 BB: 0 P: 10	R: 0 E: 0 K: 1 S: 5	H: 0 LOB: 0 BB: 0 P: 5	R: 0 E: 0 K: 0 S: 3	H: 0 LOB: 0 BB: 0 P: 3	R: 0 E: 0 K: 0 S: 3	H: 0 LOB: 0 BB: 0 P: 3	R: 1 E: 0 K: 2 S: 9	H: 2 LOB: 1 BB: 0 P: 9	1B: 2 2B: 5 3B: 0 HR: 1	SF: 0 SAC: 0 DP: 1 HBP: 0	WP: 0 PB: 0 SB: 0 CS: 0	PA: 34
PITCHER	IP WLS BF H R ER SO BB IBB HBP BLK WP HR S P ERA WHIP																					
Warren Spahn, L (1, 1) ERA: 5.95	8.0 W 29 5 3 3 6 1 0 0 0 0 1 40 44 3.38 0.750																					
Don Nottebart, R (9, 1) ERA: 1.29	0.2 4 2 1 1 1 0 0 0 0 0 0 6 6 13.50 3.000																					
Bob Hendley, L (9, 1) ERA: 1.8	0.1 S 1 0 0 0 1 0 0 0 0 0 0 3 3 0.00 0.000																					

San Francisco Giants @ Milwaukee Braves
Milwaukee County Stadium, Milwaukee, WI

Wed Apr 18 1962, 4:33 AM EST
Att: 30,001 - Unknown

AB	33
R	4
H	7
RBI	4
BB	1
SO	8
LOB	5



Batter	1	2	3	4	5	6	7	8	9
Howie Bedell, L OBP: 0.306, SLG: 0.314 (1, 7)	0-0 4-3		0-0 4-3		0-0 4-3			0-0 SH1-4 2B 1B	
Mack Jones, L OBP: 0.314, SLG: 0.267 (1, 9)	0-3 K		0-0 3-4-3			0-0 3-1		0-0 SH1-4	
Hank Aaron, R OBP: 0.333, SLG: 0.452 (1, 8)	0-0 HR		0-0 F7			0-3 K		4-0 2B 1B IBB	
Eddie Mathews, L OBP: 0.382, SLG: 0.481 (1, 5)	0-0 E4			0-0 HR		0-0 F6		0-0 1B 2B	
Joe Adcock, R OBP: 0.300, SLG: 0.250 (1, 3)	0-3 K			0-0 F4			4-0 1B BB	4-0 1B IBB	
Tommie Aaron, R OBP: 0.667, SLG: 0.500 (8, PR) (9, 3)									
Frank Bolling, R OBP: 0.345, SLG: 0.250 (1, 4)		0-0 P3		0-0 6-3		0-0 F9		0-0 G6-4-3 1B	
Del Crandall, R OBP: 0.231, SLG: 0.250 (1, 2)		0-0 6-3		0-0 F9		0-0 G6-3 1B		0-0 G6-4-3	
Roy McMillan, R OBP: 0.320, SLG: 0.381 (1, 6)		0-0 F9			0-3 K		0-0 G6-3		
Warren Spahn, L OBP: 0.429, SLG: 0.400 (1, 1)			0-0		0-0 4-3			4-0 SH1-4 2B BB	
Amado Samuel, R (8, PR)									
Don Nottebart, R OBP: 0.500, SLG: 0.500 (9, 1)									
Bob Hendley, R (9, 1)									

AB	R	H	RBI	BB	SO	LOB
4	1	1	0	0	0	1
3	0	0	0	0	1	1
3	2	1	1	1	1	1
4	2	2	3	0	0	0
2	0	0	0	2	1	1
0	0	0	0	0	0	0
4	0	1	2	0	0	1
4	0	1	0	0	0	2
3	0	0	0	0	1	2
2	0	1	0	1	0	0
0	1	0	0	0	0	0
0	0	0	0	0	0	0
0	0	0	0	0	0	0
1B: 3	SF: 0	2B: 2	SAC: 1	3B: 0	DP: 2	HR: 2

BOTTOM

San Francisco Giants @ Milwaukee Braves
Milwaukee County Stadium, Milwaukee, WI
 Wed Apr 18 1962, 4:33 AM EST
 Att. 30,001 - Unknown

AB	29
R	6
H	7
RBI	6
BB	4
SO	4
LOB	9



Inning Stats		R: 1	H: 1	E: 1	LOB: 1	K: 2	BB: 0	S: 9	P: 9
Inning Stats		R: 0	H: 0	E: 0	LOB: 0	K: 0	BB: 0	S: 3	P: 3
Inning Stats		R: 0	H: 1	E: 0	LOB: 1	K: 0	BB: 0	S: 4	P: 4
Inning Stats		R: 1	H: 1	E: 0	LOB: 0	K: 0	BB: 0	S: 4	P: 4
Inning Stats		R: 0	H: 0	E: 0	LOB: 0	K: 1	BB: 0	S: 5	P: 5
Inning Stats		R: 0	H: 1	E: 0	LOB: 1	K: 0	BB: 1	S: 3	P: 7
Inning Stats		R: 4	H: 3	E: 0	LOB: 2	K: 0	BB: 3	S: 5	P: 17

PITCHER	IP	WLS	BF	H	R	ER	SO	BB	IBB	HBP	BLK	WP	HR	S	P	ERA	WHIP
Jack Sanford, R ERA: 3.86 (1, 1)	7.0		27	4	3	3	4	2	0	0	0	0	2	33	41	3.86	0.857
Stu Miller, R ERA: 4.05 (8, 1)	1.0	L	7	3	3	3	0	0	2	0	0	0	0	5	13	27.00	3.000

PITCHER	IP	WLS	BF	H	R	ER	SO	BB	IBB	HBP	BLK	WP	HR	S	P	ERA	WHIP

WP: 0	PA: 34
PB: 0	SB: 0
CS: 0	

San Francisco Giants @ Milwaukee Braves
 Milwaukee County Stadium, Milwaukee, WI

Thu Apr 19 1962, 4:33 AM EST
 Att. 4,570 - Unknown

AB	33
R	7
H	10
RBI	6
BB	8
SO	2
LOB	23



Batter	1	2	3	4	5	6	7	8	9	AB R H RBI BB SO LOB
Harvey Kuenn, R (1, 7) OBP: 0.455, SLG: 0.400	0-0 F4		0-0 F2		0-0 WP BB 1-2 BB 1B	0-0 6-3		0-0 4-3		5 1 1 0 0 0 1
Chuck Hiller, L (1, 4) OBP: 0.348, SLG: 0.333	0-0 2B		0-0 F4		4-0 BB WP 1-2 2-3 1B BB	0-0 4-3		0-0 F8		4 1 1 0 1 0 1
Willie Mays, R (1, 8) OBP: 0.372, SLG: 0.600	4-0 BB		0-3 K		4-0 BB 1-2 2-3 3-H 1B BB		0-0 1B 1B 2B	0-0 1-3		3 2 1 0 2 1 1
Orlando Cepeda, R (1, 3) OBP: 0.378, SLG: 0.579	0-0 F8			0-0 F9	0-3 K		0-0 1B 2-3 SF9 1B	0-0 SH3 1B		5 1 2 0 0 1 5
Felipe Alou, R (1, 9) OBP: 0.488, SLG: 0.795	0-0 G1			0-0 1B	0-0 F2		0-0 1B WP 1-3 3-H 1B	0-0 SH3		4 0 2 1 0 0 5
Ed Bailey, L (1, 2) OBP: 0.368, SLG: 0.429		4-0 FC3-6 BB		0-0 F8	4-0 1B 1-2 2-3 3-H BB		0-0 SF9	0-0 F6		2 0 0 2 2 0 2
Jose Pagan, R (1, 6) OBP: 0.341, SLG: 0.525		0-0 FC3-6 G4-6-3 1-2f		0-0 F7	0-0 1B 1-2 2-3 3-H		0-0 S 1-3 1B	0-0 5-3		5 0 2 2 0 0 3
Jim Davenport, R (1, 5) OBP: 0.342, SLG: 0.500		0-0 G4-6-3 1-2f			HR		4-0 1B 1-2 IBB			3 1 1 1 1 0 3
Juan Marichal, R (1, 1) OBP: 0.444, SLG: 0.429			4-0 BB		4-0 BB WP 1B BB	0-0 F8	0-0 F9			2 1 0 0 2 0 2

Inning Stats	R: 0	H: 1	E: 0	LOB: 2	K: 0	P: 8	R: 0	H: 0	E: 0	LOB: 0	K: 0	P: 6	R: 0	H: 0	E: 0	LOB: 1	K: 1	P: 9	R: 0	H: 1	E: 0	LOB: 1	K: 0	P: 4	R: 5	H: 3	E: 0	LOB: 2	K: 1	P: 24	R: 0	H: 0	E: 0	LOB: 0	K: 0	P: 3	R: 2	H: 4	E: 0	LOB: 2	K: 0	P: 10	R: 0	H: 0	E: 0	LOB: 0	K: 0	P: 3	R: 0	H: 1	E: 0	LOB: 1	K: 0	P: 4	1B: 7	SF: 1	2B: 2	SAC: 1	3B: 0	DP: 1	HR: 1	HBP: 0	WP: 2	PA: 43
--------------	------	------	------	--------	------	------	------	------	------	--------	------	------	------	------	------	--------	------	------	------	------	------	--------	------	------	------	------	------	--------	------	-------	------	------	------	--------	------	------	------	------	------	--------	------	-------	------	------	------	--------	------	------	------	------	------	--------	------	------	-------	-------	-------	--------	-------	-------	-------	--------	-------	--------

PITCHER	IP	WLS	BF	H	R	ER	SO	BB	IBB	HBP	BLK	WP	HR	S	P	ERA	WHIP
Lew Burdette, R (1, 1) ERA: 9.0	4.0	L	21	4	5	5	1	6	0	0	0	1	1	17	41	11.25	2.500
Ron Piche, R (5, 1) ERA:	2.0		8	1	0	0	1	1	0	0	0	0	0	9	13	0.00	1.000
Tony Cloninger, R (7, 1) ERA: 6.0	2.0		10	4	2	2	0	0	1	0	0	1	0	9	13	9.00	2.000
Hank Fischer, R (9, 1) ERA:	1.0		4	1	0	0	0	0	0	0	0	0	0	4	4	0.00	1.000

livebaseballscorecards.com

Batter	1	2	3	4	5	6	7	8	9	AB	R	H	RBI	BB	SO	LOB
Howie Bedell, L OBP: 0.268, SLG: 0.275 (1, 7)	0-0 4-3	0-0 F6		0-0 F7			0-3 K2-3		0-0 3-1	5	0	0	0	0	1	2
Mack Jones, L OBP: 0.375, SLG: 0.324 (1, 9)	0-0 E9 WP HR 1B	1-0 HBP		0-0 G6-3 1-2f			0-0 1B		0-0 HR 1B	4	2	3	0	0	0	1
Hank Aaron, R OBP: 0.317, SLG: 0.400 (1, 8)	4-0 HR 2-3 BB	0-3 K			0-0 1-3		0-0 F8		0-3 K	4	1	0	0	1	2	4
Eddie Mathews, L OBP: 0.385, SLG: 0.656 (1, 5)	0-0 HR 1-H 3-H		0-0 F4		0-0 F8		0-0 F7		0-0 HR	5	2	2	5	0	0	1
Joe Adcock, R OBP: 0.314, SLG: 0.414 (1, 3)	0-0 F2		0-0 2B		0-0 F7			0-0 HR	0-0 F9	5	1	2	1	0	0	0
Frank Bolling, R OBP: 0.364, SLG: 0.296 (1, 4)	0-0 2B		0-0 5-3			4-0 BB G5-4-3		0-0 F9		3	0	1	0	1	0	1
Bob Uecker, R (1, 2)	0-3 K		4-0 BB		0-0 G5-4-3 1-2f		0-3 K			3	0	0	0	1	2	2
Roy McMillan, R OBP: 0.379, SLG: 0.417 (1, 6)		0-0 HBP 1B	0-0 F3		0-0 1B		0-0 1B		4-0 BB	3	0	2	0	1	0	2
Lew Burdette, R OBP: 0.500, SLG: 0.500 (5, 1)		0-0 F7		0-0 G6-3 1B		0-0 F9		0-3 K		2	0	1	0	0	0	1
Ron Piche, R (6, PH)										0	0	0	0	0	0	0
Lou Klimchok, L (7, 1)										1	0	0	0	0	0	1
Tony Cloninger, R (8, PH)										0	0	0	0	0	0	0
Tommie Aaron, R OBP: 0.600, SLG: 0.333 (9, 1)										1	0	0	0	0	1	1
Hank Fischer, R (9, 1)										0	0	0	0	0	0	0

BOTTOM

San Francisco Giants @ Milwaukee Braves
Milwaukee County Stadium, Milwaukee, WI

Thu Apr 19 1962, 4:33 AM EST
Att. 4,570 - Unknown

livebaseballscorecards.com

AB	36
R	6
H	11
RBI	6
BB	4
SO	6
LOB	16



Inning Stats	R: 3 E: 1 K: 1 S: 8	H: 3 LOB: 1 BB: 1 P: 12	R: 0 E: 0 K: 1 S: 6	H: 1 LOB: 2 BB: 0 P: 7	R: 0 E: 0 K: 0 S: 4	H: 1 LOB: 2 BB: 1 P: 8	R: 0 E: 0 K: 0 S: 3	H: 0 LOB: 0 BB: 0 P: 3	R: 0 E: 0 K: 0 S: 3	H: 1 LOB: 1 BB: 1 P: 7	R: 0 E: 0 K: 1 S: 6	H: 1 LOB: 1 BB: 0 P: 6	R: 1 E: 0 K: 2 S: 8	H: 1 LOB: 1 BB: 1 P: 12	R: 2 E: 0 K: 1 S: 7	H: 2 LOB: 0 BB: 0 P: 7	1B: 6 2B: 2 3B: 0 HR: 3	SF: 0 SAC: 0 DP: 2 HBP: 1	WP: 1 PB: 0 SB: 0 CS: 0	PA: 41
---------------------	------------------------------	----------------------------------	------------------------------	---------------------------------	------------------------------	---------------------------------	------------------------------	---------------------------------	------------------------------	---------------------------------	------------------------------	---------------------------------	------------------------------	----------------------------------	------------------------------	---------------------------------	----------------------------------	------------------------------------	----------------------------------	--------

PITCHER Juan Marichal, R ERA: 2.88 (1, 1)	IP 9.0	WLS W	BF 41	H 11	R 6	ER 6	SO 6	BB 4	IBB 0	HBP 1	BLK 0	WP 1	HR 3	S 48	P 65	ERA 6.00	WHIP 1.667
---	-----------	----------	----------	---------	--------	---------	---------	---------	----------	----------	----------	---------	---------	---------	---------	-------------	---------------

Batter	1	2	3	4	5	6	7	8	9	AB	R	H	RBI	BB	SO	LOB	TOP										
Harvey Kuenn, R (1, 7) OBP: 0.469, SLG: 0.450	0-0 F9	0-0 1-3 2-H 1B			0-0 1B		0-3 K	0-0 1B 2B		5	1	3	2	0	1	1											
Chuck Hiller, L (1, 4) OBP: 0.362, SLG: 0.349 Manny Mota, R (3, PH) OBP: 0.143, SLG: 0.143 (3, 4)	0-0 1B		0-0 1-3		0-0 F9		0-0 F9	0-0 S 1B		1	0	1	0	0	0	0											
Willie Mays, R (1, 8) OBP: 0.354, SLG: 0.538	0-0 F7		0-0 F6			0-0 F8	4-0 HBP 1B BB	0-0 F3		4	1	0	0	1	0	2											
Orlando Cepeda, R (1, 3) OBP: 0.420, SLG: 0.595	0-0 1-3 1B		0-0 CS 1B			0-0 HR 1B	1-0 1B HBP		0-0 F9	4	1	3	0	0	0	0											
Felipe Alou, R (1, 9) OBP: 0.479, SLG: 0.818	0-0 5-3		0-0 CS 1-2	0-0 6-3		0-3 K	0-0 1-3 2-H 3-H 1B		0-0 HR	5	1	2	3	0	1	3											
Ed Bailey, L (1, 2) OBP: 0.395, SLG: 0.531		0-0 4-3		4-0 G5-4-3 BB		0-0 HR	0-0 F7		0-0 FC5-4 1B	4	1	2	2	1	0	2											
Jose Pagan, R (1, 6) OBP: 0.348, SLG: 0.511		0-0 FC1-5 1B		0-0 G5-4-3 1-2f		0-0 1B		0-3 K	0-0 FC5-4 2-4	5	0	2	0	0	1	2											
Jim Davenport, R (1, 5) OBP: 0.357, SLG: 0.526		0-0 FC1-5 1B			0-0 F8	0-0 F6		0-0 2B 2B	0-0 2-4	4	2	2	0	0	0	1											
Billy O'Dell, S Jim Duffalo, R Matty Alou, L Juan Marchal, R Don Larsen, R Willie McCovey, L Stu Miller, R Bobby Bolin, R Mike McCormick, L Tom Haller, L Richard Lefley, L		0-0 FC1-5 1-2 2-3f			0-0 5-3		4-0 HBP 1B BB		0-0 F2	1	0	0	0	0	0	2											
Inning Stats	R: 0 E: 0 K: 0 S: 5	H: 2 LOB: 2 BB: 0 P: 5	R: 1 E: 0 K: 0 S: 5	H: 3 LOB: 2 BB: 0 P: 5	R: 0 E: 0 K: 0 S: 3	H: 1 LOB: 0 BB: 0 P: 3	R: 0 E: 0 K: 0 S: 2	H: 0 LOB: 0 BB: 1 P: 6	R: 0 E: 0 K: 0 S: 4	H: 1 LOB: 1 BB: 0 P: 4	R: 2 E: 0 K: 1 S: 8	H: 3 LOB: 1 BB: 0 P: 8	R: 2 E: 0 K: 1 S: 6	H: 1 LOB: 2 BB: 2 P: 15	R: 2 E: 0 K: 1 S: 8	H: 3 LOB: 1 BB: 0 P: 8	R: 1 E: 0 K: 0 S: 4	H: 2 LOB: 1 BB: 0 P: 4	1B: 12 2B: 2 3B: 0 HR: 2	SF: 0 SAC: 0 DP: 1 HBP: 1	WP: 0 PB: 0 SB: 1 CS: 1	PA: 44					
PITCHER	IP	WLS	BF	H	R	ER	SO	BB	IBB	HBP	BLK	WP	HR	S	P	ERA	WHIP										
Bob Purkey, R (1, 1) ERA: 4.22	6.2		31	10	5	5	2	3	0	1	0	0	1	31	44	6.75	1.950										
Jim Brosnan, R (7, 1) ERA: 6.75	1.0	L	7	4	2	2	1	0	0	0	0	0	0	9	9	18.00	4.000										
Dave Sisler, R (8, 1) ERA: 3.38	0.1		1	0	0	0	0	0	0	0	0	0	0	1	1	0.00	0.000										
Bill Henry, L (9, 1) ERA: 4.15	1.0		5	2	1	1	0	0	0	0	0	0	1	4	4	9.00	2.000										

San Francisco Giants @ Cincinnati Reds
Crosley Field, Cincinnati, OH
Sat Apr 21 1962, 3:33 AM EST
Att. 6,006 - Unknown

AB	39
R	8
H	16
RBI	8
BB	3
SO	3
LOB	16



1B	12	SF	0
2B	2	SAC	0
3B	0	DP	1
HR	2	HBP	1

WP	0	PA	44
PB	0		
SB	1		
CS	1		

Batter	1	2	3	4	5	6	7	8	9	AB	R	H	RBI	BB	SO	LOB
Leo Cardenas, R OBP: 0.333, SLG: 0.238 (1, 6)	0-0 4-3 1B	0-0 G5-4-3 1B		0-3 K		0-0 F4		0-3 K		5	1	2	1	0	2	2
Eddie Kasko, R OBP: 0.314, SLG: 0.347 (1, 5)	0-3 K	0-0 G5-4-3 1B		0-0 HR 1B		0-0 F7			0-0 BB BB 1B	5	1	2	0	0	1	3
Vada Pinson, L OBP: 0.380, SLG: 0.600 (1, 8)	0-0 4-3 1-2		0-0 2B	0-0 HR		0-0 G3			0-0 F9	5	2	2	3	0	0	2
Frank Robinson, R OBP: 0.327, SLG: 0.325 (1, 9)	4-0 1B BB		0-0 2B	0-0 F4			0-0 F7		4-0 BB BB 1-2 BB	3	0	1	1	2	0	0
Wally Post, R OBP: 0.366, SLG: 0.514 (1, 7)	0-0 1-2 2-H 1B		4-0 FC4-6 BB		4-0 1B BB		0-0 F9		0-0 F2	3	0	1	1	2	0	2
Gordy Coleman, L OBP: 0.319, SLG: 0.357 (1, 3)	0-0 1-4-3		0-0 FC4-6		0-0 1-2 1B		0-0 F8		4-0 1-2 2-3 BB	4	0	1	0	1	0	3
Johnny Edwards, L OBP: 0.316, SLG: 0.226 (9, PH)		4-0 E 1B BB		0-0 F8		0-3 K		0-0 F9	0-0 4-3	3	1	0	0	1	1	3
Cookie Rojas, R OBP: 0.167, SLG: 0.063 (8, PH)		0-0 E6 1B		0-0 F7		0-0 F7		0-0 F6		3	0	0	0	0	0	3
Don Blasingame, L OBP: 0.400, SLG: 0.273 (9, 4)		1-3 1B		0-0 F7		0-0 F7		0-0 F6		1	0	0	0	0	0	0
Bob Purkey, R OBP: 0.333, SLG: 0.250 (7, 1)		0-0 F2		4-0 1B HR BB		0-3 K		0-0 1B		2	1	0	0	1	1	4
Jim Brosnan, R (8, 1)										0	0	0	0	0	0	0
Dave Sisler, R (8, PH)										0	0	0	0	0	0	0
Jerry Lynch, L OBP: 0.333, SLG: 0.833 (8, PR)										1	0	1	0	0	0	0
Joe Gaines, R (9, 1)										0	0	0	0	0	0	0
Bill Henry, L (9, 1)										0	0	0	0	0	0	0

Inning Stats	R: 1	H: 2	E: 0	K: 1	S: 7	H: 2	LOB: 2	BB: 1	P: 11	R: 1	H: 1	E: 1	K: 0	S: 4	H: 1	LOB: 1	BB: 1	P: 8	R: 1	H: 2	E: 0	K: 0	S: 4	R: 3	H: 2	E: 0	K: 1	S: 7	H: 1	LOB: 2	BB: 1	P: 12	R: 0	H: 0	E: 0	K: 0	S: 3	H: 0	LOB: 0	BB: 0	P: 3	R: 0	H: 0	E: 0	K: 0	S: 3	R: 0	H: 1	E: 0	K: 1	S: 6	H: 1	LOB: 1	BB: 0	P: 6	R: 0	H: 1	E: 0	K: 0	S: 4	H: 1	LOB: 3	BB: 2	P: 12	1B: 7	2B: 2	3B: 0	HR: 1	SF: 0	SAC: 0	DP: 1	HBP: 0	WP: 0	PA: 43
--------------	------	------	------	------	------	------	--------	-------	-------	------	------	------	------	------	------	--------	-------	------	------	------	------	------	------	------	------	------	------	------	------	--------	-------	-------	------	------	------	------	------	------	--------	-------	------	------	------	------	------	------	------	------	------	------	------	------	--------	-------	------	------	------	------	------	------	------	--------	-------	-------	-------	-------	-------	-------	-------	--------	-------	--------	-------	--------

PITCHER	IP	WLS	BF	H	R	ER	SO	BB	IBB	HBP	BLK	WP	HR	S	P	ERA	WHIP
Billy O'Dell, L ERA: 4.98 (1, 1)	3.2		21	7	6	5	2	4	0	0	0	0	1	21	37	12.27	3.000
Jim Duffalo, R ERA: (4, 1)	2.1		9	1	0	0	2	1	0	0	0	0	0	12	16	0.00	0.857
Don Larsen, R ERA: 2.45 (7, 1)	1.0	W	3	0	0	0	0	0	0	0	0	0	0	3	3	0.00	0.000
Stu Miller, R ERA: 3.38 (8, 1)	1.1		7	2	0	0	1	1	0	0	0	0	0	8	12	0.00	2.250
Bobby Bolin, R ERA: (9, 1)	0.1		1	0	0	0	0	0	0	0	0	0	0	1	1	0.00	0.000

BOTTOM

San Francisco Giants @ Cincinnati Reds
Crosley Field, Cincinnati, OH
Sat Apr 21 1962, 3:33 AM EST
Att. 6,006 - Unknown

AB	36
R	6
H	10
RBI	6
BB	7
SO	5
LOB	25

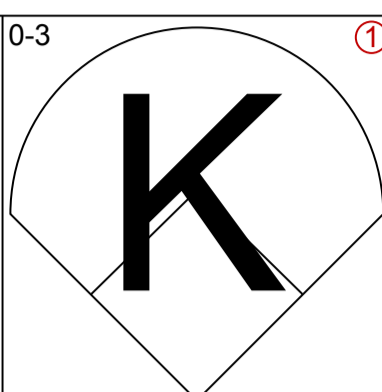
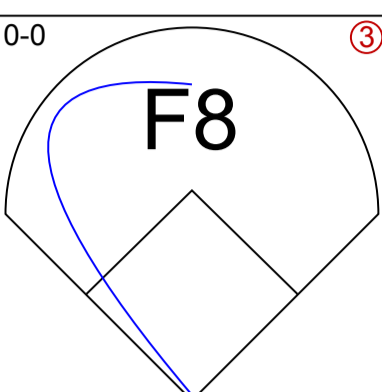
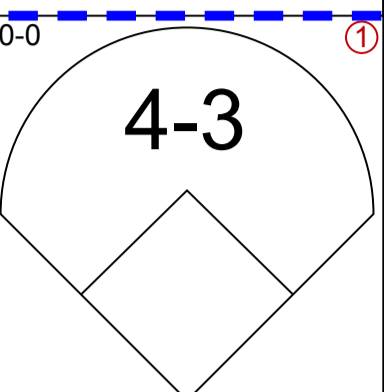
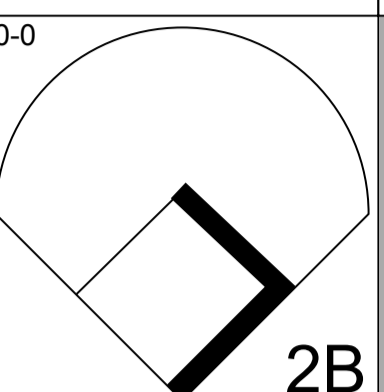
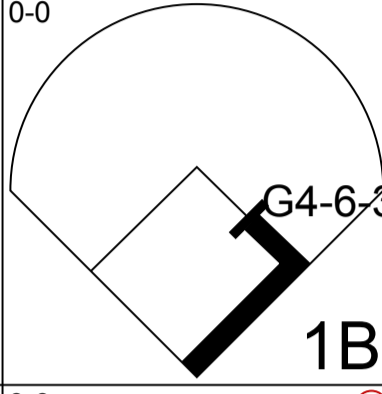
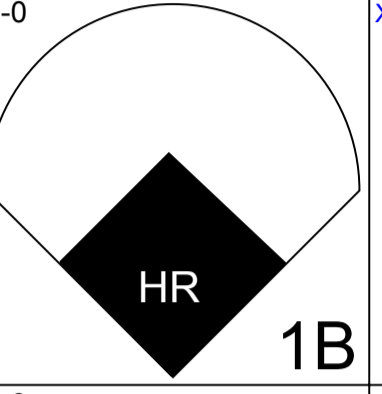
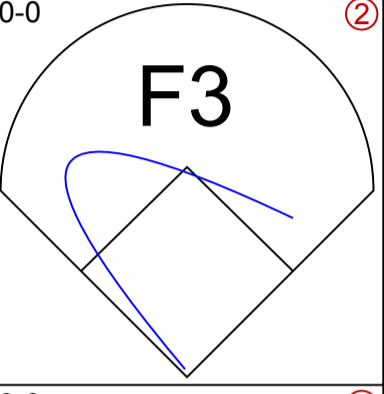
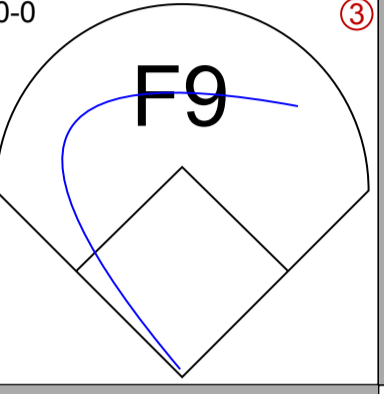
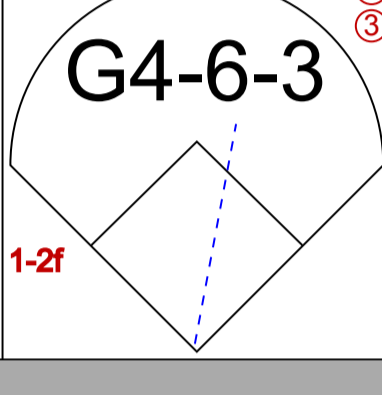
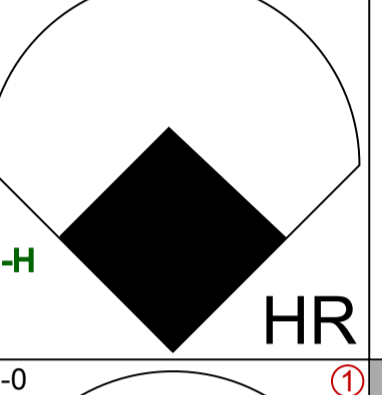
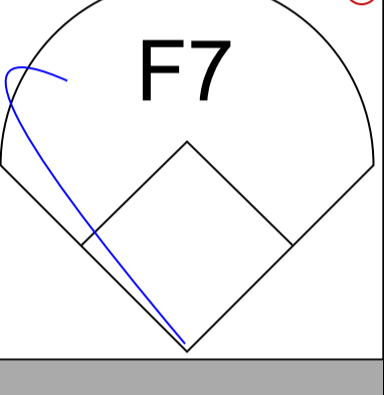
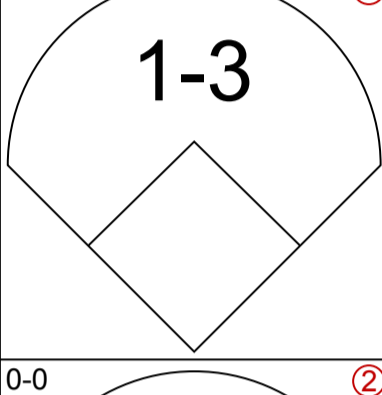
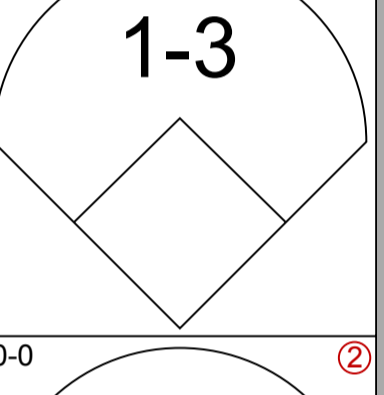
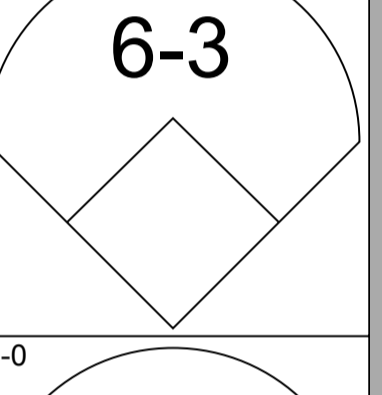
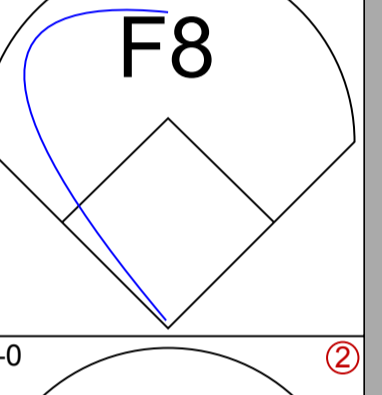
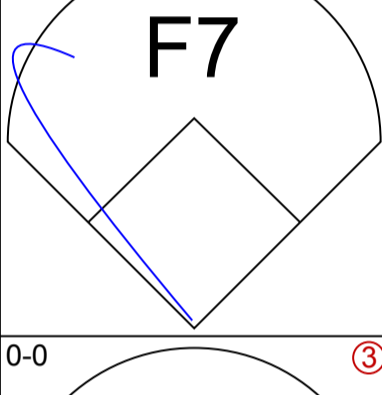
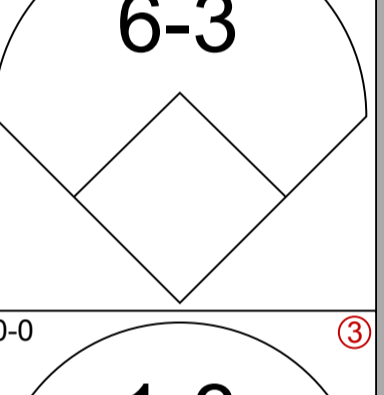
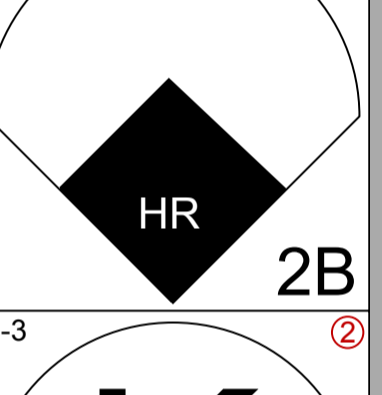
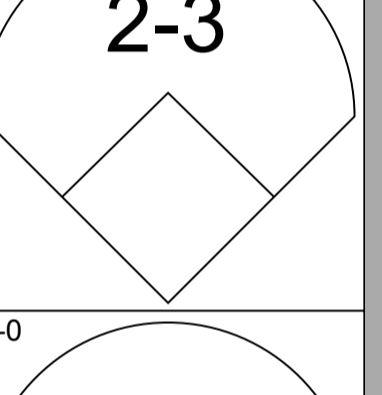
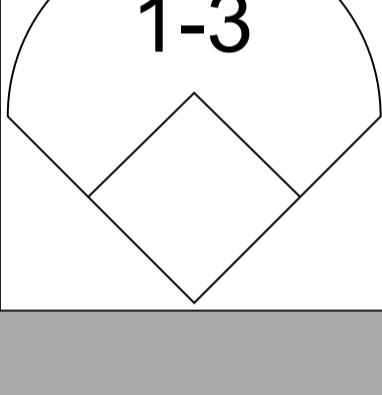
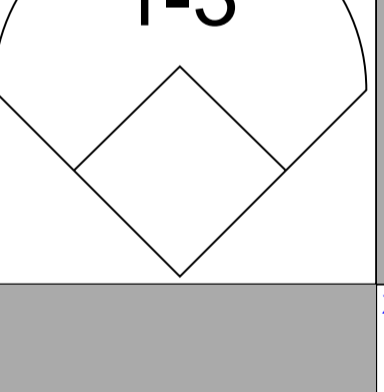
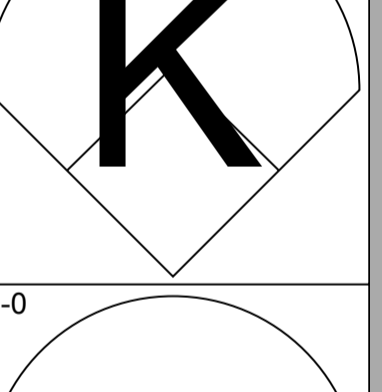
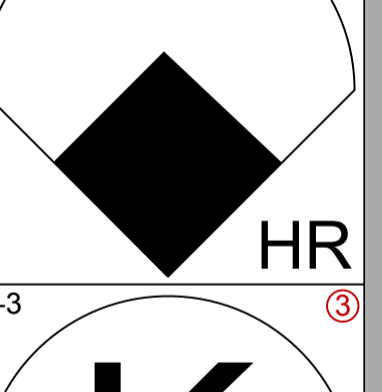
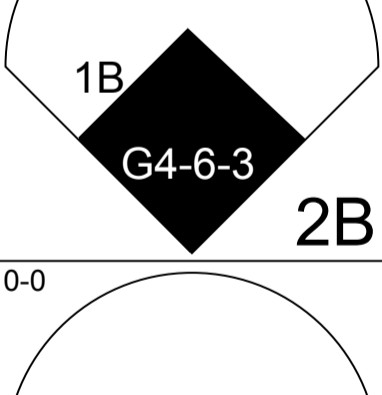
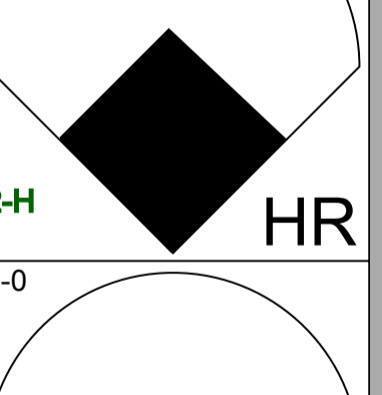

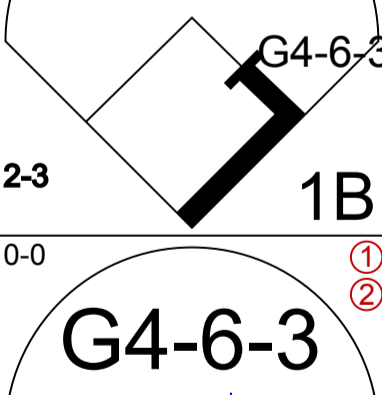
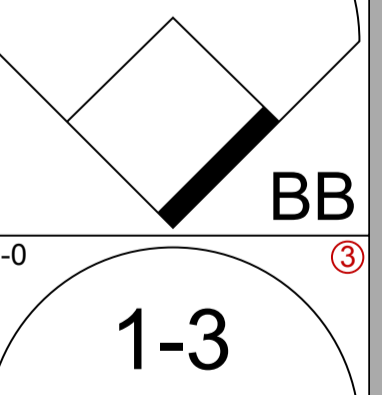
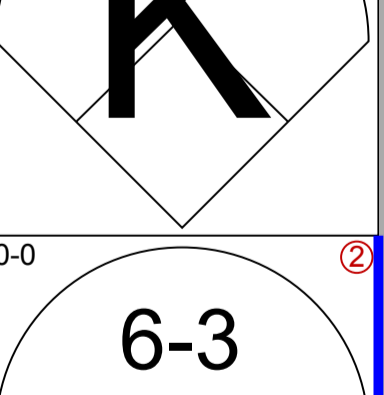
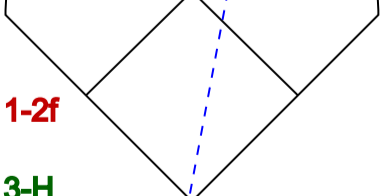
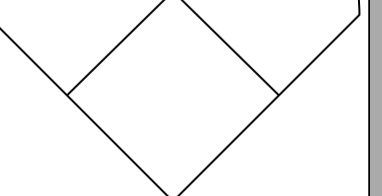
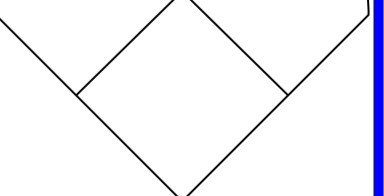
2	1	0	0	0	1	1	4
0	0	0	0	0	0	0	0
0	0	0	0	0	0	0	0
1	0	1	0	0	0	0	0
0	0	0	0	0	0	0	0
0	0	0	0	0	0	0	0

WP: 0	PA: 43
PB: 0	
SB: 0	
CS: 0	



Batter	1	2	3	4	5	6	7	8	9	AB R H RBI BB SO LOB	TOP											
Harvey Kuenn, R (1, 7) OBP: 0.472, SLG: 0.477	0-0 2B		0-0 FC8-6 2-3			0-0 2B 1B		0-0 F7		4 1 2 0 0 0 2	San Francisco Giants @ Cincinnati Reds Crosley Field, Cincinnati, OH Sun Apr 22 1962, 3:33 AM EST Att. 6,583 - Unknown livebaseballscorecards.com											
Chuck Hiller, L (1, 4) OBP: 0.333, SLG: 0.319	0-0 F6			0-0 F8		0-0 F9		0-0 F6		4 0 0 0 0 0 3												
Willie Mays, R (1, 8) OBP: 0.346, SLG: 0.512	0-3 K			0-0 6-3		0-0 F7		0-0 1B		4 0 1 1 0 1 2												
Orlando Cepeda, R (1, 3) OBP: 0.407, SLG: 0.587	0-0 F7			0-0 E8		0-0 2B		0-0 F8		4 0 1 1 0 0 2												
Felipe Alou, R (1, 9) OBP: 0.462, SLG: 0.792		0-0 5-3			0-0 HR 2B	0-0 F8		0-0 F9		4 1 1 0 0 0 1												
Jose Pagan, R (1, 6) OBP: 0.340, SLG: 0.479		0-3 K			0-3 K		0-0 5-3	4-0 1B BB		3 0 0 0 1 2 1												
Jim Davenport, R (1, 5) OBP: 0.348, SLG: 0.500		0-0 F8			0-0 F9		0-0 F7	0-0 1-2 FC6-4 1B		4 0 1 0 0 0 1												
Tom Haller, L (1, 2) OBP: 0.429, SLG: 1.286			0-0 FC8-6 SH3-4 1B		0-0 HR		0-3 K	0-0 F8		3 1 2 2 0 1 0												
Jim Duffalo, R (7, 1)					0-0 HR					0 0 0 0 0 0 0												
Willie McCovey, L (9, PH)					2-H					0 0 0 0 0 0 0												
Don Larsen, R (9, PH)										1 0 0 0 0 0 2												
Jack Sanford, R (1, 1) OBP: 0.286, SLG: 0.333		0-0 SH3-4			0-3 K			0-0 1B 2B		0 0 0 0 0 0 0												
Dick Phillips, L (5, PH)										1 0 0 0 0 1 0												
Richard LeMay, L (5, 1)										0 0 0 0 0 0 0												
Ed Bailey, L (7, 2) OBP: 0.409, SLG: 0.576			1-2							1 1 1 0 0 0 0												
Manny Mota, R (9, PH) OBP: 0.125, SLG: 0.125								1-2f		1 0 0 0 0 0 2												
Inning Stats	R: 0 E: 0 K: 1 S: 6	H: 1 LOB: 1 BB: 0 P: 6	R: 0 E: 0 K: 1 S: 5	H: 0 LOB: 0 BB: 0 P: 5	R: 0 E: 0 K: 0 S: 3	H: 1 LOB: 0 BB: 0 P: 3	R: 0 E: 1 K: 0 S: 3	H: 0 LOB: 1 BB: 0 P: 3	R: 2 E: 0 K: 2 S: 9	H: 2 LOB: 0 BB: 0 P: 9	R: 1 E: 0 K: 0 S: 5	H: 2 LOB: 1 BB: 0 P: 5	R: 0 E: 0 K: 1 S: 5	H: 0 LOB: 0 BB: 0 P: 5	R: 1 E: 0 K: 0 S: 5	H: 2 LOB: 1 BB: 0 P: 5	R: 0 E: 0 K: 0 S: 4	H: 1 LOB: 2 BB: 1 P: 8	1B: 4 2B: 5 3B: 0 HR: 1	SF: 0 SAC: 1 DP: 1 HBP: 0	WP: 0 PB: 0 SB: 0 CS: 0	PA: 36
PITCHER	IP WLS BF H R ER SO BB IBB HBP BLK WP HR S P ERA WHIP																					
Joey Jay, R (1, 1) ERA: 5.64	7.0 W 27 7 4 4 5 0 0 0 0 0 0 1 37 37 5.14 1.000																					
Dave Sisler, R (8, 1) ERA: 2.7	1.1 7 2 0 0 0 1 0 0 0 0 0 0 6 10 0.00 2.250																					
Bill Henry, L (9, 1) ERA: 3.6	0.2 S 2 0 0 0 0 0 0 0 0 0 0 0 2 2 0.00 0.000																					



Batter	1	2	3	4	5	6	7	8	9
Don Blasingame, L (1, 4) OBP: 0.382, SLG: 0.308	0-3 		0-0 		0-0 		0-0 		
Eddie Kasko, R (1, 5) OBP: 0.327, SLG: 0.358	0-0 			0-0 	0-0 		0-0 		
Vada Pinson, L (1, 8) OBP: 0.370, SLG: 0.633	0-0 			0-0 	0-0 			0-0 	
Frank Robinson, R (1, 9) OBP: 0.302, SLG: 0.295		0-0 		0-0 		0-0 		0-0 	
Gordy Coleman, L (1, 3) OBP: 0.314, SLG: 0.370		0-0 		0-0 		0-0 		0-0 	
Wally Post, R (1, 7) OBP: 0.364, SLG: 0.579		0-0 		0-3 		0-0 			
Johnny Edwards, L (1, 2) OBP: 0.341, SLG: 0.382			0-0 	0-0 		0-3 			
Leo Cardenas, R (1, 6) OBP: 0.370, SLG: 0.261			0-0 	4-0 		0-3 			
Joey Jay, S (1, 1) OBP: 0.250, SLG: 0.143			0-0 	0-0 			0-0 		
Dave Sisler, R (8, 1)									
Bill Henry, L (9, 1)									

AB	R	H	RBI	BB	SO	LOB
4	0	1	0	0	1	0
4	1	2	0	0	0	1
4	1	1	2	0	0	1
4	0	0	0	0	0	0
4	1	1	0	0	0	0
3	1	1	1	0	1	1
3	2	2	2	0	1	0
2	0	1	0	1	1	0
3	0	0	0	0	0	2
0	0	0	0	0	0	0
0	0	0	0	0	0	0

BOTTOM

San Francisco Giants @ Cincinnati Reds
 Crosley Field, Cincinnati, OH
 Sun Apr 22 1962, 3:33 AM EST
 Att. 6,583 - Unknown

AB	31
R	6
H	9
RBI	5
BB	1
SO	4
LOB	5



Inning Stats	R: 0	H: 1	E: 0	K: 1	S: 5	LOB: 0	BB: 0	P: 5									
Jack Sanford, R (1, 1) ERA: 5.5	IP: 4.0	WLS: 0	BF: 18	H: 7	R: 5	ER: 5	SO: 2	BB: 1	IBB: 0	HBP: 0	BLK: 0	WP: 0	HR: 2	S: 21	P: 25	ERA: 11.25	WHIP: 2.000
Richard LeMay, L (5, 1) ERA: 2.25	IP: 2.2	WLS: 0	BF: 10	H: 2	R: 1	ER: 1	SO: 2	BB: 0	IBB: 0	HBP: 0	BLK: 0	WP: 0	HR: 1	S: 14	P: 14	ERA: 3.38	WHIP: 0.750
Jim Duffalo, R (7, 1) ERA:	IP: 1.1	WLS: 0	BF: 4	H: 0	R: 0	ER: 0	SO: 0	BB: 0	IBB: 0	HBP: 0	BLK: 0	WP: 0	HR: 0	S: 4	P: 4	ERA: 0.00	WHIP: 0.000

WP	HR	S	P	ERA	WHIP
0	0	0	0	0	0
0	0	0	0	0	0
0	0	0	0	0	0

Batter	1	2	3	4	5	6	7	8	9	AB R H RBI BB SO LOB	TOP											
Harvey Kuenn, R (1, 7) OBP: 0.500, SLG: 0.500	0-0 BB PB BB 1B	0-0 E2 2-H BB 1B		4-0 BB BB BB BB			0-0 1-3 1		0-0 1B 1B	4 2 3 0 1 0 0												
Chuck Hiller, L (1, 4) OBP: 0.321, SLG: 0.308	0-0 F8 1	0-0 F4 2		0-0 3-1 3			0-0 F2 2		0-0 1B 1B	5 0 1 0 0 0 3												
Willie Mays, R (1, 8) OBP: 0.368, SLG: 0.500	4-0 PB BB 1-2 BB	4-0 1-2 BB			0-3 K 1		0-3 K 3		0-0 1B 1B	3 0 1 1 2 2 0												
Orlando Cepeda, R (1, 3) OBP: 0.373, SLG: 0.529	0-0 F9 2	0-0 F9 3			0-0 F2 2			0-0 6-3 1	0-3 K 2	5 0 0 0 0 1 6												
Felipe Alou, R (1, 9) OBP: 0.439, SLG: 0.731	4-0 PB BB 1-2 2-3		0-3 K 1		0-0 6-3 3			0-0 F8 2	0-0 5-3 3	4 0 0 0 1 1 2												
Jose Pagan, R (1, 6) OBP: 0.370, SLG: 0.480	4-0 1-2 2-3 3-H BB		4-0 F9 BB			0-0 F5 1		0-0 S 1B		2 0 1 0 2 0 0												
Ed Bailey, L (1, 2) OBP: 0.417, SLG: 0.639	0-3 K 3		0-0 F9 2 3 1-2			0-0 HR 2		4-0 FC6-4 1B 1-2		3 1 1 1 1 1 4												
Jim Davenport, R (1, 5) OBP: 0.340, SLG: 0.467		4-0 SH1-4 E BB		0-0 F9 1		0-0 6-3 2		0-0 FC6-4 3 1-2f		3 1 0 0 1 0 2												
Billy Pierce, L (1, 1) OBP: 0.167, SLG: 0.167		0-0 SH1-4 1-2		0-3 K 2		0-0 6-3 3		0-3 K 1		3 0 0 0 0 2 0												
Inning Stats	R: 1 E: 0 K: 1 S: 6	H: 1 LOB: 3 BB: 3 P: 18	R: 1 E: 1 K: 0 S: 4	H: 1 LOB: 2 BB: 2 P: 12	R: 0 E: 0 K: 1 S: 4	H: 0 LOB: 0 BB: 1 P: 8	R: 0 E: 0 K: 1 S: 5	H: 0 LOB: 1 BB: 1 P: 9	R: 0 E: 0 K: 1 S: 5	H: 0 LOB: 0 BB: 0 P: 5	R: 1 E: 0 K: 0 S: 4	H: 1 LOB: 0 BB: 0 P: 4	R: 0 E: 0 K: 1 S: 5	H: 0 LOB: 0 BB: 0 P: 5	R: 0 E: 0 K: 0 S: 4	H: 1 LOB: 2 BB: 1 P: 8	R: 1 E: 0 K: 2 S: 10	H: 3 LOB: 2 BB: 0 P: 10	1B: 6 2B: 0 3B: 0 HR: 1	SF: 0 SAC: 1 DP: 0 HBP: 0	WP: 1 PB: 1 SB: 1 CS: 0	PA: 41
PITCHER	IP WLS BF H R ER SO BB IBB HBP BLK WP HR S P ERA WHIP																					
Jim O'Toole, L (1, 1) ERA: 3.13	7.0 L 30 3 3 2 5 7 0 0 0 1 1 33 61 2.57 1.429																					
Jim Brosnan, R (8, 1) ERA: 6.0	2.0 11 4 1 1 2 0 1 0 0 0 0 14 18 4.50 2.000																					

San Francisco Giants @ Cincinnati Reds
Crosley Field, Cincinnati, OH

Mon Apr 23 1962, 6:05 PM EST
Att. 6,483 - Unknown

livebaseballscorecards.com

AB 32
R 4
H 7
RBI 2
BB 8
SO 7
LOB 17



Batter	1	2	3	4	5	6	7	8	9	AB	R	H	RBI	BB	SO	LOB
Leo Cardenas, R (1, 6) OBP: 0.323, SLG: 0.222	0-0 F8	0-0 F8			0-0 F7		0-3 K			4	0	0	0	0	1	2
Eddie Kasko, R (1, 5) OBP: 0.305, SLG: 0.333	0-0 F3		0-3 K		0-0 F9			0-0 L1		4	0	0	0	0	1	0
Vada Pinson, L (1, 8) OBP: 0.379, SLG: 0.660	0-0 1B 2B		0-0 2B		0-0 F9			0-0 F7		4	1	2	0	0	0	0
Frank Robinson, R (1, 9) OBP: 0.298, SLG: 0.292	0-0 1B		0-0 F3		0-0 5-3			0-0 F3		4	0	1	1	0	0	1
Wally Post, R (1, 7) OBP: 0.354, SLG: 0.548	0-0 F8		0-0 F8		0-0 E5 1B			0-0 1-3 1B		4	0	1	0	0	0	2
Gordy Coleman, L (1, 3) OBP: 0.327, SLG: 0.380		0-0 1B 1B		0-3 K		0-0 E9 1B		0-0 1-3		4	0	2	0	0	1	1
Hank Foiles, R (1, 2)		0-0 F8		0-0 F4		0-3 K		0-3 K		4	0	0	0	0	2	4
Cookie Rojas, R (1, 4) OBP: 0.136, SLG: 0.050		0-0 L6		0-0 F3			0-0 F7		0-0 F7	4	0	0	0	0	0	2
Jim O'Toole, S (1, 1) OBP: 0.375, SLG: 0.375 Cliff Cook, R (7, PH) Jim Brosnan, R (8, 1)		0-0 1-2 1B			0-0 F4		0-3 K			2	0	1	0	0	0	0
										1	0	0	0	0	1	0
										0	0	0	0	0	0	0
Inning Stats	R: 1 H: 2 E: 0 LOB: 1 K: 0 BB: 0 S: 5 P: 5	R: 0 H: 2 E: 0 LOB: 2 K: 0 BB: 0 S: 5 P: 5	R: 0 H: 1 E: 0 LOB: 1 K: 1 BB: 0 S: 6 P: 6	R: 0 H: 0 E: 0 LOB: 0 K: 1 BB: 0 S: 5 P: 5	R: 0 H: 0 E: 0 LOB: 0 K: 0 BB: 0 S: 3 P: 3	R: 0 H: 1 E: 2 LOB: 2 K: 1 BB: 0 S: 7 P: 7	R: 0 H: 0 E: 0 LOB: 0 K: 2 BB: 0 S: 7 P: 7	R: 0 H: 0 E: 0 LOB: 0 K: 0 BB: 0 S: 3 P: 3	R: 0 H: 1 E: 0 LOB: 1 K: 1 BB: 0 S: 6 P: 6	1B: 5 SF: 0 2B: 2 SAC: 0 3B: 0 DP: 0 HR: 0 HBP: 0	WP: 0 PA: 35 PB: 0 SB: 0 CS: 0					
PITCHER Billy Pierce, L (1, 1) ERA: 1.65	IP 9.0 WLS W BF 35 H 7 R 1 ER 1 SO 6 BB 0 IBB 0 HBP 0 BLK 0 WP 0 HR 0 S 47 P 47 ERA 1.00 WHIP 0.778															

BOTTOM

San Francisco Giants @ Cincinnati Reds

Crosley Field, Cincinnati, OH

Mon Apr 23 1962, 6:05 PM EST
Att. 6,483 - Unknown

livebaseballscorecards.com

AB	35
R	1
H	7
RBI	1
BB	0
SO	6
LOB	12



Batter	1	2	3	4	5	6	7	8	9	AB R H RBI BB SO LOB	TOP
Harvey Kuenn, R (1, 7) OBP: 0.468, SLG: 0.462	0-3 K		0-0 5-3			0-0 E4		0-0 4-3		4 0 0 0 0 1 0	San Francisco Giants @ Pittsburgh Pirates Forbes Field, Pittsburgh, PA Tue Apr 24 1962, 6:05 PM EST Att. 18,620 - Unknown
Chuck Hiller, L (1, 4) OBP: 0.350, SLG: 0.315	4-0 BB			1-0 HBP		0-0 G4-6-3		0-0 1B		2 0 1 0 1 0 1	
Willie Mays, R (1, 8) OBP: 0.377, SLG: 0.500	0-0 G5-4-3			0-0 G6-4-3		0-0 1B		0-0 1B		4 1 2 0 0 0 2	
Orlando Cepeda, R (1, 3) OBP: 0.371, SLG: 0.519 Willie McCovey, L (8, PH)		0-3 K		0-0 1-3		0-0 E7		0-3 K		3 0 1 0 0 1 0 1 0 0 0 0 1 2	
Felipe Alou, R (1, 9) OBP: 0.426, SLG: 0.696		0-0 1-3			0-0 HR	0-0 4-3		0-0 6-3		4 1 1 0 0 0 2	
Ed Bailey, L (1, 2) OBP: 0.423, SLG: 0.692		0-0 G3			0-0 HR		0-3 K	4-0 FC5		3 1 1 2 1 1 1	
Jose Pagan, R (1, 6) OBP: 0.362, SLG: 0.463		0-0 5-3			0-3 K		0-0 5-3	0-0 FC5		4 0 1 0 0 1 1	
Jim Davenport, R (1, 5) OBP: 0.315, SLG: 0.429			0-0 F9		0-0 F8		0-0 F9	0-0 FC5		4 0 0 0 0 0 2	
Juan Marichal, R (1, 1) OBP: 0.400, SLG: 0.375 Jim Duffalo, R (4, 1) Matty Alou, L (8, PH) Bobby Bolin, R (8, 1) Tom Haller, L (9, PH) OBP: 0.375, SLG: 1.125			0-3 K		0-3 K			0-0 G3	0-0 F7	1 0 0 0 0 1 0 1 0 0 0 0 1 0 1 0 0 0 0 0 0 0 0 0 0 0 0 0 1 0 0 0 0 0 2	
Inning Stats	R: 0 H: 0 E: 0 LOB: 0 K: 1 BB: 1 S: 4 P: 8	R: 0 H: 0 E: 0 LOB: 1 K: 1 BB: 0 S: 6 P: 6	R: 0 H: 0 E: 0 LOB: 0 K: 1 BB: 0 S: 5 P: 5	R: 0 H: 0 E: 0 LOB: 0 K: 0 BB: 0 S: 2 P: 3	R: 2 H: 2 E: 0 LOB: 0 K: 2 BB: 0 S: 9 P: 9	R: 1 H: 2 E: 2 LOB: 1 K: 0 BB: 0 S: 5 P: 5	R: 0 H: 0 E: 0 LOB: 0 K: 1 BB: 0 S: 5 P: 5	R: 0 H: 2 E: 0 LOB: 2 K: 1 BB: 0 S: 7 P: 7	R: 0 H: 1 E: 0 LOB: 2 K: 0 BB: 1 S: 4 P: 8	1B: 6 SF: 0 2B: 0 SAC: 0 3B: 0 DP: 3 HR: 1 HBP: 1	WP: 0 PA: 36 PB: 1 SB: 0 CS: 0
PITCHER	IP WLS BF H R ER SO BB IBB HBP BLK WP HR S P ERA WHIP										
Al McBean, R (1, 1) ERA: 2.7	8.1 W 34 7 3 2 7 2 0 1 0 0 0 1 45 54 2.16 1.080										
Roy Face, R (9, 1) ERA: 3.0	0.2 S 2 0 0 0 0 0 0 0 0 0 0 0 2 2 0.00 0.000										

livebaseballscorecards.com

AB	33
R	3
H	7
RBI	2
BB	2
SO	7
LOB	13



Batter	1	2	3	4	5	6	7	8	9
Bill Virdon, L OBP: 0.296, SLG: 0.313 (1, 8)	0-0 F7		0-0 4-3	0-0 SF8			0-0 1-3		
Dick Groat, R OBP: 0.396, SLG: 0.408 (1, 6)	0-0 F8		0-0 F8	0-0 1B			0-0 4-3		
Bob Skinner, L OBP: 0.326, SLG: 0.513 (1, 7)	K			1B			F3		
Howie Goss, R OBP: 1.000, SLG: 1.000 (8, 7)				5-3					
Dick Stuart, R OBP: 0.327, SLG: 0.404 (1, 3)		0-3 K		0-0 E6 1B	0-3 K		0-0 G3		
Roberto Clemente, R OBP: 0.404, SLG: 0.556 (1, 9)		0-0 4-3		0-0 1B	0-0 G3		0-0 6-3		
Don Hoak, R OBP: 0.412, SLG: 0.425 (1, 5)		0-0 HR 1B		0-0 F3	4-0 CS BB		0-3 K		
Don Leppert, R OBP: 0.364, SLG: 0.667 (1, 2)		0-0 HR		4-0 1B	0-0 CS	0-3 K			
Bill Mazerolis, R OBP: 0.383, SLG: 0.705 (1, 4)		0-0 1-3		0-0 1B		0-0 F8			
Al McBean, R OBP: 0.400, SLG: 0.400 (1, 1)			0-3 K	0-0 1B		0-3 K			
Roy Face, R (9, 1)				1-2 2-3 1B					

Inning Stats	R: 0	H: 0	E: 0	K: 1	S: 5	R: 2	H: 2	E: 0	K: 1	S: 7	R: 0	H: 0	E: 0	K: 1	S: 5	R: 5	H: 5	E: 1	K: 0	S: 9	R: 0	H: 0	E: 0	K: 1	S: 4	R: 0	H: 0	E: 0	K: 2	S: 7	R: 0	H: 0	E: 0	K: 0	S: 3	R: 0	H: 0	E: 0	K: 1	S: 5	
	0	0	0	1	5	2	2	0	1	7	0	0	0	1	5	5	2	2	0	0	13	0	0	0	1	8	0	0	0	0	7	0	0	0	0	5	0	0	0	1	2

PITCHER															PITCHER																										
IP	WLS	BF	H	R	ER	SO	BB	IBB	HBP	BLK	WP	HR	S	P	ERA	WHIP	IP	WLS	BF	H	R	ER	SO	BB	IBB	HBP	BLK	WP	HR	S	P	ERA	WHIP								
Juan Marichal, R ERA: 3.77 (1, 1)	3.2	L	19	6	7	4	3	1	0	0	0	1	24	28	9.82	1.909																									
Jim Duffalo, R ERA: (4, 1)	3.1		11	1	0	0	3	1	0	0	0	0	16	20	0.00	0.600																									
Bobby Bolin, R ERA: (8, 1)	1.0		3	0	0	0	1	0	0	0	0	0	5	5	0.00	0.000																									

BOTTOM

San Francisco Giants @ Pittsburgh Pirates
 Forbes Field, Pittsburgh, PA
 Tue Apr 24 1962, 6:05 PM EST
 Att. 18,620 - Unknown

livebaseballscorecards.com

AB	30
R	7
H	7
RBI	7
BB	2
SO	7
LOB	5



1B:	6	SF:	1	WP:	0	PA:	34
2B:	0	SAC:	0	PB:	0		
3B:	0	DP:	0	SB:	0		
HR:	1	HBP:	0	CS:	1		

Batter	1	2	3	4	5	6	7	8	9	AB R H RBI BB SO LOB	TOP												
Harvey Kuenn, R (1, 7) <small>OBP: 0.462, SLG: 0.473</small> Matty Alou, L (7, PH) <small>OBP: 0.417, SLG: 0.400</small> (7, 9)	0-0 F9		0-0 F9			0-0 1B HR 2B	0-3 K	0-0 1-3 2B		3 1 1 0 0 0 0 2 0 1 1 0 1 1	San Francisco Giants @ Pittsburgh Pirates Forbes Field, Pittsburgh, PA Wed Apr 25 1962, 6:05 PM EST Att. 21,652 - Unknown livebaseballscorecards.com												
Chuck Hiller, L (1, 4) <small>OBP: 0.354, SLG: 0.339</small>	0-0 F7		0-0 F5			0-0 2-3 HR 1B	0-0 1-3 2B	0-0 F5		5 1 2 0 0 0 2													
Willie Mays, R (1, 8) <small>OBP: 0.379, SLG: 0.472</small>	4-0 2B BB				0-3 K	0-0 F8	4-0 L4-3 IBB		0-3 K2-3	3 1 0 0 2 2 2													
Orlando Cepeda, R (1, 3) <small>OBP: 0.373, SLG: 0.576</small>	0-0 1-H 2B				0-0 6-3	0-0 1-H 3-H HR	0-0 L4-3		0-3 K	5 1 2 4 0 1 3													
Felipe Alou, R (1, 9) <small>OBP: 0.409, SLG: 0.650</small> (7, 7)	0-0 6-3				0-0 F3	0-0 6-3		4-0 BB E BB	0-0 5-3	4 1 0 0 1 0 1													
Ed Bailey, L (1, 2) <small>OBP: 0.446, SLG: 0.762</small>		0-3 K				0-0 G6-4-3 1B 1B	0-0 HR	4-0 E 2B BB		3 2 2 1 1 1 0													
Jose Pagan, R (1, 6) <small>OBP: 0.355, SLG: 0.448</small>		0-0 5-3				0-0 G6-4-3 1B	0-0 F7	0-3 K		4 0 1 0 0 1 2													
Jim Davenport, R (1, 5) <small>OBP: 0.310, SLG: 0.434</small>		0-0 6-3				0-0 G6-4-3 1-2 2-3		0-0 E4 2B		4 1 1 0 0 0 3													
Gaylord Perry, R (1, 1) Don Larsen, R (6, 1) <small>OBP: 0.167, SLG: 0.167</small>			0-3 K			0-0 F4	0-0 2-H 2B 1B	0-3 K		2 0 0 0 0 1 1 2 0 1 1 0 1 2													
Inning Stats	R: 1 E: 0 K: 0 S: 4	H: 1 LOB: 1 BB: 1 P: 8	R: 0 E: 0 K: 1 S: 5	H: 0 LOB: 0 BB: 0 P: 5	R: 0 E: 0 K: 1 S: 5	H: 0 LOB: 0 BB: 0 P: 5	R: 0 E: 0 K: 0 S: 4	H: 2 LOB: 1 BB: 0 P: 4	R: 4 E: 0 K: 0 S: 7	H: 4 LOB: 0 BB: 0 P: 7	R: 1 E: 0 K: 1 S: 7	H: 3 LOB: 2 BB: 1 P: 11	R: 2 E: 1 K: 2 S: 9	H: 1 LOB: 2 BB: 2 P: 17	R: 0 E: 0 K: 2 S: 7	H: 0 LOB: 0 BB: 0 P: 7	1B: 4 2B: 6 3B: 0 HR: 2	SF: 0 SAC: 0 DP: 2 HBP: 0	WP: 0 PA: 41 PB: 0 SB: 0 CS: 0				
PITCHER	IP WLS BF H R ER SO BB IBB HBP BLK WP HR S P ERA WHIP																						
Bob Friend, R (1, 1) <small>ERA: 2.67</small> Jack Lamabe, R (7, 1) <small>ERA: 3.27</small> Diomedes Olivo, L (8, 1) <small>ERA: 1.74</small> Tom Sturdivant, R (9, 1) <small>ERA: 10.8</small>	6.0 L 25 7 5 5 3 1 0 0 0 0 2 30 34 7.50 1.333	1.0 7 3 2 1 1 1 1 0 0 0 0 7 15 9.00 4.000	1.0 6 1 1 0 2 1 0 0 0 0 0 9 13 0.00 2.000	1.0 3 0 0 0 2 0 0 0 0 0 0 7 7 0.00 0.000																			



Batter	1	2	3	4	5	6	7	8	9	AB R H RBI BB SO LOB
Bill Virdon, L (1, 8) OBP: 0.271, SLG: 0.283	0-0 6-3		0-0 F4	0-0 F5			0-3 K		0-3 K	5 0 0 0 0 2 2
Dick Groat, R (1, 6) OBP: 0.414, SLG: 0.444	0-0 5-3		0-0 1B		0-0 F9		0-0 WP 1B 2B		0-0 1B	5 1 3 0 0 0 0
Bob Skinner, L (1, 7) OBP: 0.333, SLG: 0.512	0-0 WP 2B		0-0 G3		0-0 4-3		4-0 WP 1B BB		0-0 F8	4 0 1 0 1 0 2
Dick Stuart, R (1, 3) OBP: 0.351, SLG: 0.412	4-0 2-3 BB			0-0 FC3-6 1B	0-0 F3		0-0 1-H 2-H 1B		0-3 K	4 0 2 1 1 1 1
Larry Elliot, L (1, 9) OBP: 0.200, SLG: 0.200	0-0 F8			0-0 FC3-6 3B		0-0 1B 1B	0-3 K			4 1 1 0 0 1 4
Don Hoak, R (1, 5) OBP: 0.418, SLG: 0.477		0-0 4-3		0-0 1-H 1B 3B		0-0 1-2 1B		0-0 6-3		4 1 2 1 0 0 0
Don Leppert, R (1, 2) OBP: 0.346, SLG: 0.591		0-0 5-3		0-0 4-3		0-3 K		0-0 1B		4 0 1 0 0 1 3
Bill Mazerowski, R (1, 4) OBP: 0.373, SLG: 0.660		0-0 F8		4-0 1B IBB		0-3 K		0-0 F6		3 0 0 0 1 1 3
Bob Friend, R (1, 1) Roberto Clemente, R (6, PH) Jack Lamade, R (7, 1) Diomedes Olivo, L (8, 1) Dick Schofield, S (8, PH) Tom Sturdivant, L (9, 1)			0-3 K	0-0 1-2 3-H 1B		0-3 K		0-3 K		2 0 1 1 0 1 0 1 0 0 0 0 1 2 0 0 0 0 0 0 0 0 0 0 0 0 0 0 1 0 0 0 0 1 1 0 0 0 0 0 0 0


Inning Stats	R: 0 E: 0 K: 0 S: 4	H: 1 LOB: 2 BB: 1 P: 8	R: 0 E: 0 K: 0 S: 3	H: 0 LOB: 0 BB: 0 P: 3	R: 0 E: 0 K: 1 S: 6	H: 1 LOB: 1 BB: 0 P: 6	R: 2 E: 0 K: 0 S: 6	H: 3 LOB: 2 BB: 1 P: 10	R: 0 E: 0 K: 0 S: 3	H: 0 LOB: 0 BB: 0 P: 3	R: 0 E: 0 K: 3 S: 11	H: 2 LOB: 2 BB: 0 P: 11	R: 1 E: 0 K: 2 S: 8	H: 2 LOB: 1 BB: 1 P: 12	R: 0 E: 0 K: 1 S: 6	H: 1 LOB: 1 BB: 0 P: 6	R: 0 E: 0 K: 2 S: 8	H: 1 LOB: 1 BB: 0 P: 8	1B: 8 2B: 2 3B: 1 HR: 0	SF: 0 SAC: 0 DP: 0 HBP: 0	WP: 2 PB: 0 SB: 0 CS: 0	PA: 40	
PITCHER	IP	WLS	BF	H	R	ER	SO	BB	IBB	HBP	BLK	WP	HR	S	P	ERA	WHIP						
Gaylord Perry, R (1, 1) ERA: 7.04	5.0	W	24	7	2	2	1	1	1	0	0	1	0	24	32	3.60	1.600						
Don Larsen, R (6, 1) ERA: 2.38	4.0	S	16	4	1	1	8	1	0	0	0	1	0	31	35	2.25	1.250						


BOTTOM

San Francisco Giants @ Pittsburgh Pirates
Forbes Field, Pittsburgh, PA

Wed Apr 25 1962, 6:05 PM EST
Att. 21,652 - Unknown

AB	37
R	3
H	11
RBI	3
BB	3
SO	9
LOB	18




Batter	1	2	3	4	5	6	7	8	9	AB R H RBI BB SO LOB	TOP																
Bobby Gene Smith, R OBP: 0.276, SLG: 0.385 (1, 8)	0-0 HR		0-0 1B		0-0 6-3		0-3 K			4 1 2 1 0 1 1																	
Ken Hubbs, R OBP: 0.301, SLG: 0.366 (1, 4)	0-3 K		0-0 1B		0-0 F9		0-3 K			4 0 1 0 0 2 1																	
Ron Santo, R OBP: 0.324, SLG: 0.492 (1, 5)	0-3 K		0-0 F9		0-0 4-3		0-0 L6			4 0 0 0 0 1 2																	
14 Ernie Banks, R OBP: 0.338, SLG: 0.600 (1, 3)	0-3 K			0-0 6-3		0-3 K		0-3 K		4 0 0 0 0 3 0																	
Billy Williams, L OBP: 0.389, SLG: 0.508 (1, 7)		0-0 4-3		0-0 HR		1-0 HBP		0-0 1B		3 1 2 0 0 0 0																	
George Altman, L OBP: 0.291, SLG: 0.286 (1, 9)		0-0 F8		0-0 HR		0-0 F9		0-0 4-1		4 1 1 2 0 0 2																	
Andre Rodgers, R OBP: 0.308, SLG: 0.458 (1, 6)		0-0 L4		0-0 5-3		4-0 SH1-4 1B BB		0-0 5-3		3 1 0 0 1 0 0	AB 33 R 4 H 7 RBI 4 BB 1 SO 9 LOB 6																
Dick Bertell, R (1, 2)			0-0 F9	0-0 F3		0-0 SH1-4		0-0 P6		3 0 0 0 0 0 0																	
Cal Koonce, R OBP: 0.100, SLG: 0.100 (1, 1)			0-3 K		0-3 K		0-0 2-H 1B		0-0 5-3	3 0 1 1 0 2 0																	
Bob Anderson, R (8, 1)									1 0 0 0 0 0 0																		
Inning Stats	R: 1 E: 0 K: 3 S: 10	H: 1 LOB: 0 BB: 0 P: 10	R: 0 E: 0 K: 0 S: 3	H: 0 LOB: 0 BB: 0 P: 3	R: 0 E: 0 K: 1 S: 7	H: 2 LOB: 2 BB: 0 P: 7	R: 2 E: 0 K: 0 S: 5	H: 2 LOB: 0 BB: 0 P: 5	R: 0 E: 0 K: 1 S: 5	H: 0 LOB: 0 BB: 0 P: 5	R: 0 E: 0 K: 1 S: 5	H: 0 LOB: 1 BB: 0 P: 6	R: 1 E: 0 K: 2 S: 8	H: 1 LOB: 1 BB: 1 P: 12	R: 0 E: 0 K: 1 S: 6	H: 1 LOB: 1 BB: 0 P: 6	R: 0 E: 0 K: 0 S: 3	H: 0 LOB: 0 BB: 0 P: 3	1B: 5 2B: 0 3B: 0 HR: 2	SF: 0 SAC: 1 DP: 0 HBP: 1	WP: 0 PB: 0 SB: 0 CS: 0	PA: 36					
PITCHER	IP WLS BF H R ER SO BB IBB HBP BLK WP HR S P ERA WHIP																										
Billy O'Dell, L (1, 1) ERA: 5.14	6.1		27	6	4	4	6	1	0	1	0	0	2	37	42	5.68	1.105										
Bobby Bolin, R (7, 1) ERA:	0.2		2	0	0	0	2	0	0	0	0	0	0	6	6	0.00	0.000										
Stu Miller, R (8, 1) ERA: 2.7	2.0	W	7	1	0	0	1	0	0	0	0	0	0	9	9	0.00	0.500										

Chicago Cubs @ San Francisco Giants
Candlestick Park, San Francisco, CA
Fri Apr 27 1962, 9:05 PM EST
Att. 8,710 - Cloudy

livebaseballscorecards.com

Batter	1	2	3	4	5	6	7	8	9	AB R H RBI BB SO LOB	BOTTOM											
Chuck Hiller, L (1, 4) <small>OBP: 0.343, SLG: 0.323</small>	4-0 		0-0 		0-0 		0-0 		0-0 	3 1 0 1 1 0 0	Chicago Cubs @ San Francisco Giants Candlestick Park, San Francisco, CA Fri Apr 27 1962, 9:05 PM EST Att. 8,710 - Cloudy livebaseballscorecards.com											
Willie Mays, R (1, 8) <small>OBP: 0.357, SLG: 0.439</small>	0-3 		0-0 		0-0 			0-0 		4 0 0 0 0 1 1												
Matty Alou, L (1, 7) <small>OBP: 0.438, SLG: 0.462</small>	0-0 		0-0 			0-0 		4-0 		3 0 1 0 1 0 0												
Orlando Cepeda, R (1, 3) <small>OBP: 0.366, SLG: 0.613</small>	0-0 			0-0 		0-0 		0-0 		3 1 1 2 0 0 1												
Felipe Alou, R (1, 9) <small>OBP: 0.414, SLG: 0.629</small>	0-0 			4-0 		0-3 		4-0 		2 0 0 0 2 1 1												
Ed Bailey, L (1, 2) <small>OBP: 0.433, SLG: 0.717</small>		0-0 		0-0 			0-0 	0-0 		4 0 1 0 0 0 2												
Jose Pagan, R (1, 6) <small>OBP: 0.333, SLG: 0.419</small>		0-3 		0-0 		0-3 		0-3 		4 0 0 0 0 3 2												
Jim Davenport, R (1, 5) <small>OBP: 0.323, SLG: 0.429</small>		4-0 		0-0 			0-0 		0-0 			3 2 1 0 1 0 1										
Billy O'Dell, S (1, 1) <small>OBP: 0.200, SLG: 0.111</small> Bobby Bolin, R (7, 1) <small>OBP: 0.250, SLG: 1.000</small> Willie McCovey, L (7, PH) <small>OBP: 0.500, SLG: 0.500</small> Stu Miller, R (8, 1)		0-3 		0-0 			0-0 		0-0 			2 0 0 0 0 1 1										
Inning Stats	R: 1 E: 0 K: 1 S: 6	H: 1 LOB: 1 BB: 1 P: 10	R: 0 E: 0 K: 2 S: 7	H: 0 LOB: 1 BB: 1 P: 11	R: 0 E: 0 K: 0 S: 3	H: 0 LOB: 0 BB: 0 P: 3	R: 1 E: 0 K: 0 S: 4	H: 2 LOB: 1 BB: 1 P: 8	R: 0 E: 0 K: 0 S: 3	H: 0 LOB: 0 BB: 0 P: 3		R: 0 E: 0 K: 1 S: 5	H: 0 LOB: 0 BB: 0 P: 5	R: 2 E: 1 K: 1 S: 7	H: 1 LOB: 0 BB: 0 P: 7	R: 0 E: 0 K: 0 S: 3	H: 0 LOB: 2 BB: 2 P: 11	R: 1 E: 0 K: 1 S: 6	H: 2 LOB: 1 BB: 0 P: 6	1B: 3 2B: 2 3B: 0 HR: 2	SF: 2 SAC: 0 DP: 1 HBP: 0	WP: 0 PB: 1 SB: 1 CS: 0
PITCHER Cal Koonce, R (1, 1) <small>ERA: 2.31</small> Bob Anderson, R (8, 1) <small>ERA: 4.5</small>	IP: 7.1 WLS: L BF: 30	H: 4 R: 4 ER: 2	R: 4 IBB: 0 HBP: 0 BLK: 0	WP: 0 HR: 2 S: 36 P: 52	ERA: 2.46 WHIP: 1.091	IP: 1.1 WLS: L BF: 7	H: 2 R: 1 ER: 1	R: 1 IBB: 0 HBP: 0 BLK: 0	WP: 0 HR: 0 S: 8 P: 12	ERA: 6.75 WHIP: 2.250												



Batter	1	2	3	4	5	6	7	8	9	AB R H RBI BB SO LOB	TOP														
Lou Brock, L (1, 8) OBP: 0.316, SLG: 0.519	0-0 F9		0-0 F4			0-0 F7		4-0 HR BB	0-0 1B	4 1 1 0 1 0 1	Chicago Cubs @ San Francisco Giants Candlestick Park, San Francisco, CA Sat Apr 28 1962, 6:33 AM EST Att. 14,427 - Sunny - 43 F livebaseballscorecards.com <table> <tr><td>AB</td><td>36</td></tr> <tr><td>R</td><td>2</td></tr> <tr><td>H</td><td>9</td></tr> <tr><td>RBI</td><td>2</td></tr> <tr><td>BB</td><td>3</td></tr> <tr><td>SO</td><td>5</td></tr> <tr><td>LOB</td><td>17</td></tr> </table> 	AB	36	R	2	H	9	RBI	2	BB	3	SO	5	LOB	17
AB	36																								
R	2																								
H	9																								
RBI	2																								
BB	3																								
SO	5																								
LOB	17																								
Ken Hubbs, R (1, 4) OBP: 0.295, SLG: 0.355	0-0 5-3		0-0 F7			0-0 FC1-6 1B		0-0 F4	0-0 F8	5 0 1 0 0 0 3															
Billy Williams, L (1, 7) OBP: 0.377, SLG: 0.529	0-0 1-3			0-3 K		0-0 FC1-6		0-0 HR	0-0 F7	5 1 1 2 0 1 2															
14 Ernie Banks, R (1, 3) OBP: 0.320, SLG: 0.565		0-0 4-3		0-0 4-3		0-3 K		0-0 F9		4 0 0 0 0 1 1															
George Altman, L (1, 9) OBP: 0.305, SLG: 0.308		0-0 2B		0-0 F4			0-0 5-3	4-0 2B BB		3 0 1 0 1 0 0															
Ron Santo, R (1, 5) OBP: 0.333, SLG: 0.508		0-0 F7			0-0 5-3		0-0 1B 1B	0-0 1-3 2B		4 0 2 0 0 0 1															
Andre Rodgers, R (1, 6) OBP: 0.300, SLG: 0.407		0-0 F6			0-0 6-3		0-3 K	4-0 FC6-4 BB		3 0 0 0 1 1 2															
Dick Bertell, R (1, 2) OBP: 0.375, SLG: 0.375			0-0 1B		0-0 1B		0-0 1-3 1B	0-0 FC6-4		4 0 3 0 0 0 3															
Al Lary, R (1, 1) Moe Morhardt, L (3, PH) Dave Gerard, R (3, 1) Elder White, R (5, PH) Jack Warner, R (5, 1) Bob Will, L (7, PH) Barney Schultz, R (7, 1) Jim McKnight, R (9, PH)			0-3 K		0-3 K		0-0 F5		0-0 F8	0 0 0 0 0 0 0 1 0 0 0 0 1 1 0 0 0 0 0 0 0 1 0 0 0 0 1 1 0 0 0 0 0 0 0 1 0 0 0 0 0 2 0 0 0 0 0 0 0 1 0 0 0 0 0 0															
Inning Stats	R: 0 E: 0 K: 0 S: 3	H: 0 LOB: 0 BB: 0 P: 3	R: 0 E: 0 K: 0 S: 4	H: 1 LOB: 1 BB: 0 P: 4	R: 0 E: 0 K: 1 S: 6	H: 1 LOB: 1 BB: 0 P: 6	R: 0 E: 0 K: 1 S: 5	H: 0 LOB: 0 BB: 0 P: 5	R: 0 E: 0 K: 1 S: 6	H: 1 LOB: 1 BB: 0 P: 6	R: 0 E: 0 K: 1 S: 7	H: 2 LOB: 2 BB: 0 P: 7	R: 2 E: 0 K: 1 S: 5	H: 2 LOB: 3 BB: 3 P: 17	R: 0 E: 0 K: 0 S: 4	H: 1 LOB: 1 BB: 0 P: 4	1B: 6 2B: 2 3B: 0 HR: 1	SF: 0 SAC: 0 DP: 0 HBP: 0	WP: 0 PB: 0 SB: 0 CS: 0	PA: 39					
PITCHER Juan Marichal, R (1, 1) ERA: 3.35	IP 9.0 WLS W BF 39 H 9 R 2 ER 2 SO 5 BB 3 IBB 0 HBP 0 BLK 0 WP 0 HR 1 S 46 P 58 ERA 2.00 WHIP 1.333																				PITCHER IP WLS BF H R ER SO BB IBB HBP BLK WP HR S P ERA WHIP				

Batter	1	2	3	4	5	6	7	8	9	AB	R	H	RBI	BB	SO	LOB
Chuck Hiller, L <small>OBP: 0.347, SLG: 0.318</small> (1, 4)	0-0 G3 	4-0 HR BB <small>1-2 2-3</small>		0-0 F7 	0-0 E8 <small>2-H</small>			0-0 		4	1	1	0	1	0	1
Willie Mays, R <small>OBP: 0.360, SLG: 0.484</small> (1, 8)	0-0 F9 	0-0 HR <small>1-H 2-H 3-H</small>		0-0 6-3 <small>2-3</small>	0-0 6-3			0-0 		5	1	2	4	0	0	2
Matty Alou, L <small>OBP: 0.381, SLG: 0.389</small> (1, 7)	0-0 1-3 	0-0 G3 		0-0 			0-0 1-3	0-0 F3 		5	0	1	1	0	0	2
Orlando Cepeda, R <small>OBP: 0.368, SLG: 0.597</small> (1, 3)		0-0 BB 1B <small>BB</small>	0-3 K <small>SS</small>	0-0 			0-0 6-3	0-0 F7 		5	1	2	0	0	1	2
Felipe Alou, R <small>OBP: 0.387, SLG: 0.582</small> (1, 9)		0-3 K <small>SS</small>	0-0 E6 <small>G4-6-3</small>	0-0 4-3			0-0 F8 	0-0 FC5-4 <small>1-2f</small>		5	0	0	0	0	1	5
Ed Bailey, L <small>OBP: 0.422, SLG: 0.673</small> (1, 2)		4-0 1B BB <small>1-2</small>	0-0 G4-6-3 <small>1-2f</small>	0-0 4-3			0-3 K <small>SS</small>			3	1	0	0	1	1	1
Jose Pagan, R <small>OBP: 0.357, SLG: 0.446</small> (1, 6)		0-0 		4-0 1B BB <small>1-2 2-H</small>	0-0 E BB		0-0 1B 2B	0-0 F7 		3	2	2	1	1	0	0
Jim Davenport, R <small>OBP: 0.364, SLG: 0.458</small> (1, 5)		4-0 BB 1B HR BB		0-0 	0-0 E 1B <small>2-H</small>		0-0 SH1-4 E 1B	0-0 		3	3	3	1	1	0	0
Juan Marichal, R <small>OBP: 0.385, SLG: 0.364</small> (1, 1)		0-0 BB HR 1B <small>1-2 2-H</small>		0-0 E1 1B <small>6-3 1-H 2-H</small>	0-0 SH1-4 <small>1-2</small>		0-0 1-3			3	2	1	1	0	0	1

Inning Stats	R: 0	H: 0	E: 0	K: 3	S: 3	R: 6	H: 4	E: 0	K: 1	S: 8	R: 0	H: 0	E: 1	K: 1	S: 5	R: 3	H: 3	E: 1	K: 0	S: 7	R: 2	H: 2	E: 1	K: 0	S: 6	R: 0	H: 0	E: 0	K: 1	S: 6	R: 0	H: 1	E: 0	K: 1	S: 6	R: 0	H: 2	E: 0	K: 0	S: 5
	LOB: 0	BB: 0	P: 3	LOB: 0	BB: 3	LOB: 0	BB: 0	LOB: 0	BB: 0	P: 20	LOB: 0	BB: 0	LOB: 0	BB: 0	P: 5	LOB: 2	BB: 1	LOB: 1	BB: 0	P: 6	LOB: 0	BB: 0	LOB: 0	BB: 0	P: 3	LOB: 1	BB: 1	LOB: 1	BB: 0	P: 6	LOB: 2	BB: 0	LOB: 2	BB: 0	P: 5					

PITCHER	IP	WLS	BF	H	R	ER	SO	BB	IBB	HBP	BLK	WP	HR	S	P	ERA	WHIP
Al Lary, R <small>ERA: 27.0</small>	(1, 1)	2.0	L	12	4	6	6	1	3	0	0	0	1	11	23	27.00	3.500
Dave Gerard, R <small>ERA: 4.32</small>	(3, 1)	2.0		11	3	3	0	1	1	0	0	0	0	12	16	0.00	2.000
Jack Warner, R <small>ERA: 7.71</small>	(5, 1)	2.0		9	2	2	1	0	0	0	0	0	0	9	9	4.50	1.000
Barney Schultz, R <small>ERA: 13.5</small>	(7, 1)	2.0		9	3	0	0	1	0	0	0	0	0	11	11	0.00	1.500

BOTTOM

Chicago Cubs @ San Francisco Giants
 Candlestick Park, San Francisco, CA

Sat Apr 28 1962, 6:33 AM EST
 Att. 14,427 - Sunny - 43 F

AB	36
R	11
H	12
RBI	8
BB	4
SO	3
LOB	14

1B: 10	SF: 0	WP: 0	PA: 41
2B: 1	SAC: 1	PB: 0	
3B: 0	DP: 1	SB: 0	
HR: 1	HBP: 0	CS: 0	

PITCHER	IP	WLS	BF	H	R	ER	SO	BB	IBB	HBP	BLK	WP	HR	S	P	ERA	WHIP
Al Lary, R <small>ERA: 27.0</small>	(1, 1)	2.0	L	12	4	6	6	1	3	0	0	0	1	11	23	27.00	3.500
Dave Gerard, R <small>ERA: 4.32</small>	(3, 1)	2.0		11	3	3	0	1	1	0	0	0	0	12	16	0.00	2.000
Jack Warner, R <small>ERA: 7.71</small>	(5, 1)	2.0		9	2	2	1	0	0	0	0	0	0	9	9	4.50	1.000
Barney Schultz, R <small>ERA: 13.5</small>	(7, 1)	2.0		9	3	0	0	1	0	0	0	0	0	11	11	0.00	1.500

Batter	1	2	3	4	5	6	7	8	9	AB R H RBI BB SO LOB	TOP	
Lou Brock, L (1, 8) OBP: 0.295, SLG: 0.482	0-3 K		0-0 1-3		0-0 4-3			0-0 F9		4 0 0 0 0 1 1		
Ken Hubbs, R (1, 4) OBP: 0.304, SLG: 0.355 Elder White, R (1, PR) OBP: 0.311, SLG: 0.216	1-0 FC4-6 HBP		0-3 K		0-0 6-3			0-0 6-3		0 0 0 0 0 0 0 3 0 0 0 0 1 1		
Billy Williams, L (1, 7) OBP: 0.383, SLG: 0.548	4-0 FC4-6 BB		0-0 4-3					0-0 F9		3 0 1 0 1 0 0		
14 Ernie Banks, R (1, 3) OBP: 0.329, SLG: 0.556	0-0 FC4-6			4-0 BB				0-0 K		3 0 1 0 1 1 3		
George Altman, L (1, 9) OBP: 0.286, SLG: 0.286	0-0 4-3			0-3 K				0-0 F8		4 0 0 0 0 1 4		
Ron Santo, R (1, 5) OBP: 0.329, SLG: 0.485		0-3 K		0-0 1-3				0-0 F8		3 0 0 0 1 1 2		
Andre Rodgers, R (1, 6) OBP: 0.294, SLG: 0.387		0-0 1B		0-0 5-3				0-0 2-3		4 0 1 0 0 0 2		
Dick Bertell, R (1, 2) OBP: 0.250, SLG: 0.250		0-0 F9			0-0 1-3			0-0 K		4 0 0 0 0 1 2		
Glen Hobbie, R (1, 1) OBP: 0.400, SLG: 0.250 Tony Balsamo, R (3, 1) Moe Morhardt, L (5, PH) Barney Schultz, R (5, 1)		0-3 K			4-0 BB			0-3 K		1 0 0 0 0 1 1 0 0 0 0 0 0 0 0 0 0 0 1 0 0 1 0 0 0 0 1 0		
Inning Stats	R: 0 H: 0 E: 0 LOB: 2 K: 1 BB: 1 S: 5 P: 10	R: 0 H: 1 E: 0 LOB: 1 K: 2 BB: 0 S: 8 P: 8	R: 0 H: 0 E: 0 LOB: 0 K: 1 BB: 0 S: 5 P: 5	R: 0 H: 0 E: 0 LOB: 1 K: 1 BB: 1 S: 5 P: 9	R: 0 H: 0 E: 0 LOB: 1 K: 0 BB: 1 S: 3 P: 7	R: 0 H: 1 E: 0 LOB: 1 K: 0 BB: 0 S: 4 P: 4	R: 0 H: 0 E: 0 LOB: 0 K: 2 BB: 0 S: 7 P: 7	R: 0 H: 1 E: 0 LOB: 1 K: 1 BB: 0 S: 6 P: 6	R: 0 H: 0 E: 0 LOB: 1 K: 0 BB: 1 S: 3 P: 7	1B: 2 SF: 0 2B: 0 SAC: 0 3B: 1 DP: 0 HR: 0 HBP: 1	WP: 0 PA: 35 PB: 0 SB: 1 CS: 0	
PITCHER Jack Sanford, R (1, 1) ERA: 3.67	IP WLS BF H R ER SO BB IBB HBP BLK WP HR S P ERA WHIP	9.0 W 35 3 0 0 8 4 0 1 0 0 0 0 46 63 0.00 0.778										

Chicago Cubs @ San Francisco Giants
 Candlestick Park, San Francisco, CA
 Sun Apr 29 1962, 6:33 AM EDT
 Sunny - 45 F

AB	30
R	0
H	3
RBI	0
BB	4
SO	8
LOB	16



Batter	1	2	3	4	5	6	7	8	9	AB R H RBI BB SO LOB
Chuck Hiller, L (1, 4) <small>OBP: 0.350, SLG: 0.324</small>	0-0 F6		0-0 4-1	0-0 HR 1B		0-0 F3		0-0 1B		5 1 2 2 0 0 0
Willie Mays, R (1, 8) <small>OBP: 0.363, SLG: 0.515</small>	0-3 K		4-0 1B 4-3 1B BB	0-0 HR		0-0 F5		0-0 F7		4 2 1 2 1 1 1
Matty Alou, L (1, 7) Manny Mota, R (7, PR) <small>OBP: 0.125, SLG: 0.125</small>	0-0 F8		0-0 4-3	0-0 F6			0-0 6-3 S 1B			4 0 1 0 0 0 1 0 0 0 0 0 0 0
Orlando Cepeda, R (1, 3) <small>OBP: 0.388, SLG: 0.600</small>		4-0 1B 1B BB	0-0 1B 2-3 1B	0-0 1B		0-3 K		1-2 1B		3 1 2 0 1 1 1
Felipe Alou, R (1, 9) <small>OBP: 0.392, SLG: 0.577</small>		0-0 1B 1B	0-0 1B 1-3 BB 1B	0-0 L1		0-0 6-3		2-3 1B		4 1 2 1 0 0 3
Tom Haller, L (1, 2) <small>OBP: 0.500, SLG: 1.000</small>		0-0 1B 1-3 2-H 1B	4-0 1-2 BB		4-0 L1-3 BB	0-0 4-3				2 0 1 1 2 0 2
Jose Pagan, R (1, 6) <small>OBP: 0.365, SLG: 0.478</small>		0-0 CS 1B	0-0 F9		0-0 L1-3		0-0 1B 3B			4 1 2 1 0 0 4
Jim Davenport, R (1, 5) <small>OBP: 0.371, SLG: 0.476</small>		0-0 2B		0-0 WP 1B 1B		0-0 F8		0-0 F3		4 1 2 0 0 0 1
Jack Sanford, R (1, 1) <small>OBP: 0.182, SLG: 0.200</small>	0-3 K		0-3 K			0-0 5-3		0-0 6-3		4 0 0 0 0 2 3

Inning Stats		R: 0	H: 0	E: 0	K: 1	S: 5	R: 2	H: 4	E: 0	K: 1	S: 7	R: 1	H: 2	E: 0	K: 0	S: 5	R: 3	H: 4	E: 0	K: 1	S: 9	R: 0	H: 0	E: 0	K: 0	S: 2	R: 0	H: 0	E: 0	K: 1	S: 3	R: 0	H: 1	E: 0	K: 1	S: 6	R: 1	H: 2	E: 0	K: 0	S: 5	1B: 10	SF: 0	2B: 2	SAC: 0	3B: 1	DP: 1	HR: 1	HBP: 0
PITCHER Glen Hobbie, R (1, 1) <small>ERA: 6.48</small> Tony Balsamo, R (3, 1) <small>ERA: 5.59</small> Barney Schultz, R (5, 1) <small>ERA: 7.88</small>		2.2	WLS L	BF 15	H 6	R 3	ER 3	SO 2	BB 3	IBB 0	HBP 0	BLK 0	WP 0	HR 0	S 16	P 28	ERA 10.12	WHIP 3.375																															
		1.1	WLS L	BF 8	H 4	R 3	ER 3	SO 1	BB 0	IBB 0	HBP 0	BLK 0	WP 1	HR 1	S 10	P 10	ERA 20.25	WHIP 3.000																															
		4.0	WLS L	BF 15	H 3	R 1	ER 1	SO 1	BB 1	IBB 0	HBP 0	BLK 0	WP 0	HR 0	S 16	P 20	ERA 2.25	WHIP 1.000																															
PITCHER Glen Hobbie, R (1, 1) <small>ERA: 6.48</small> Tony Balsamo, R (3, 1) <small>ERA: 5.59</small> Barney Schultz, R (5, 1) <small>ERA: 7.88</small>		2.2	WLS L	BF 15	H 6	R 3	ER 3	SO 2	BB 3	IBB 0	HBP 0	BLK 0	WP 0	HR 0	S 16	P 28	ERA 10.12	WHIP 3.375																															

BOTTOM

Chicago Cubs @ San Francisco Giants
 Candlestick Park, San Francisco, CA

Sun Apr 29 1962, 6:33 AM EDT
 Sunny - 45 F

AB	34
R	7
H	13
RBI	7
BB	4
SO	4
LOB	16

WP	1	PA	38
PB	0		
SB	1		
CS	1		

livebaseballscorecards.com

Batter	1	2	3	4	5	6	7	8	9
Jose Pagan, R OBP: 0.346, SLG: 0.452 (1, 6)	0-0 F6		0-0 F7		0-0 G5-3		0-0 1-3		
Jim Davenport, R OBP: 0.365, SLG: 0.478 (1, 5)	0-3 K		0-0 G6-4-3			0-0 WP BB 2B		0-0 F5	
Willie Mays, R OBP: 0.369, SLG: 0.529 (1, 8)	0-0 F3			0-0 FC5-4 1B		0-0 6-3		0-0 1B 2B	
Orlando Cepeda, R OBP: 0.393, SLG: 0.589 (1, 3)		0-0 F7		0-0 FC5-4 CS		4-0 E BB		0-0 WP 1B 2B 1B	
Felipe Alou, R OBP: 0.386, SLG: 0.560 (1, 9)		0-0 F8		0-0 F3		0-3 K		0-0 WP 2B 1B	
Ed Bailey, L OBP: 0.441, SLG: 0.725 (1, 2)		0-0 HR		0-0 CS	0-3 K	4-0 1-3 BB		4-0 2B 1B IBB	
Manny Mota, R OBP: 0.333, SLG: 0.417 (1, 7)		0-0 1B			0-0 1B 1B	0-0 F9		0-0 1-3 2-H 3-H 2B	
Chuck Hiller, L OBP: 0.345, SLG: 0.320 (1, 4)		0-0 F8			0-0 G5-3 1B 1B		0-0 G3	0-0 6-3	
Billy Pierce, L OBP: 0.333, SLG: 0.333 (1, 1)			0-0 G6-4-3 1B		0-0 1-2 3-H 1B		0-0 4-3		

Inning Stats	R: 0 E: 0 K: 1 S: 5	H: 0 LOB: 0 BB: 0 P: 5	R: 1 E: 0 K: 0 S: 5	H: 2 LOB: 1 BB: 0 P: 5	R: 0 E: 0 K: 0 S: 3	H: 1 LOB: 0 BB: 0 P: 3	R: 0 E: 0 K: 0 S: 3	H: 1 LOB: 0 BB: 0 P: 3	R: 1 E: 0 K: 1 S: 7	H: 3 LOB: 1 BB: 0 P: 7	R: 1 E: 0 K: 1 S: 6	H: 1 LOB: 2 BB: 2 P: 14	R: 0 E: 0 K: 0 S: 3	H: 0 LOB: 0 BB: 0 P: 3	R: 3 E: 0 K: 0 S: 6	H: 4 LOB: 1 BB: 1 P: 10
--------------	------------------------------	---------------------------------	------------------------------	---------------------------------	------------------------------	---------------------------------	------------------------------	---------------------------------	------------------------------	---------------------------------	------------------------------	----------------------------------	------------------------------	---------------------------------	------------------------------	----------------------------------

PITCHER															PITCHER																		
IP	WLS	BF	H	R	ER	SO	BB	IBB	HBP	BLK	WP	HR	S	P	ERA	WHIP	IP	WLS	BF	H	R	ER	SO	BB	IBB	HBP	BLK	WP	HR	S	P	ERA	WHIP
Jack Curtis, L ERA: 3.5 (1, 1)	5.2	L	24	8	3	2	3	2	0	0	1	1	28	36	3.18	1.765																	
Don Elston, R ERA: (6, 1)	1.1		4	0	0	0	0	0	0	0	0	0	4	4	0.00	0.000																	
Bob Anderson, R ERA: 6.23 (8, 1)	1.0		7	4	3	3	0	0	1	0	1	0	6	10	27.00	4.000																	

BOTTOM

Chicago Cubs @ San Francisco Giants
Candlestick Park, San Francisco, CA

Sun Apr 29 1962, 6:38 AM EDT
Att. 40,973 - Sunny - 45 F

AB	R	H	RBI	BB	SO	LOB
4	0	0	0	0	0	3
4	1	1	0	0	1	1
4	1	2	0	0	0	1
3	1	1	1	1	0	1
4	1	1	0	0	1	3
2	1	1	1	2	1	0
4	1	3	2	0	0	2
4	0	1	0	0	0	2
3	0	2	1	0	0	0


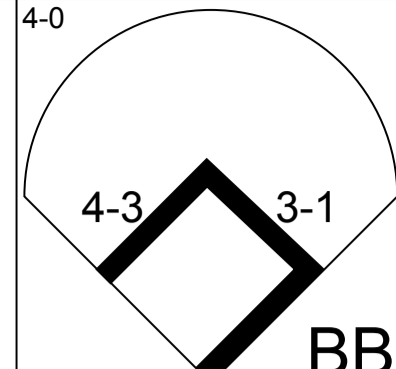

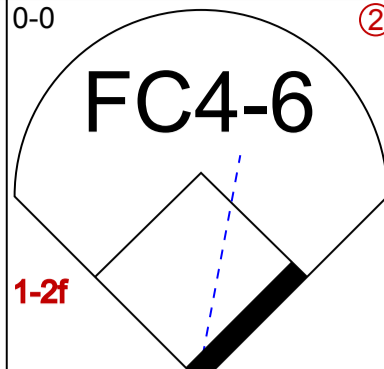
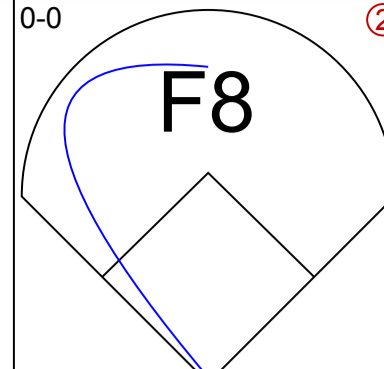
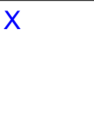
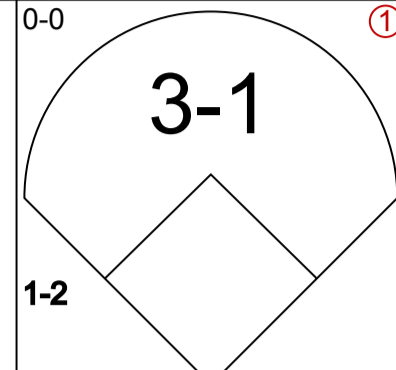

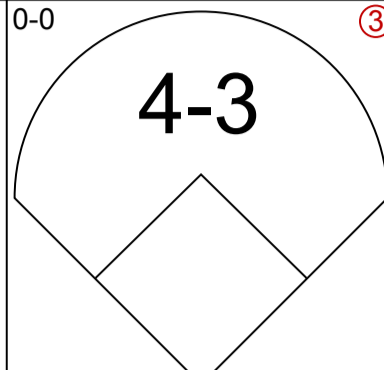
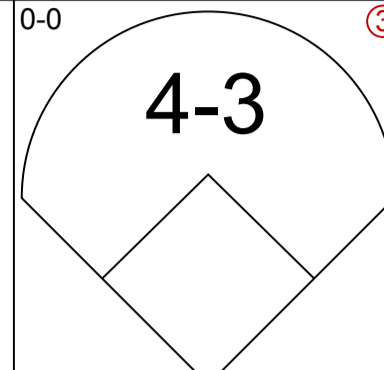
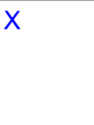
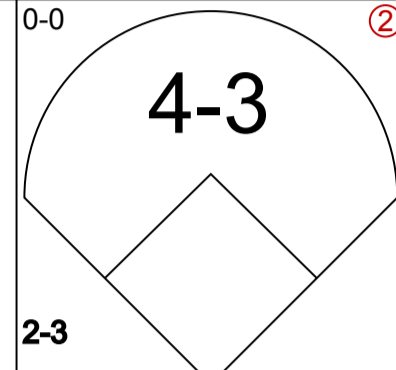

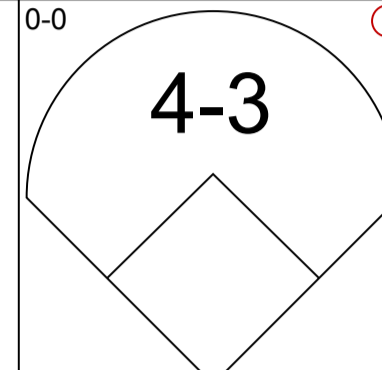

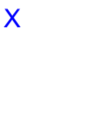
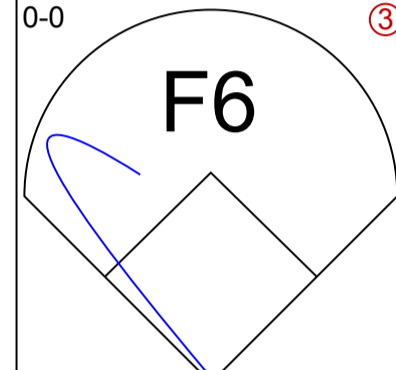

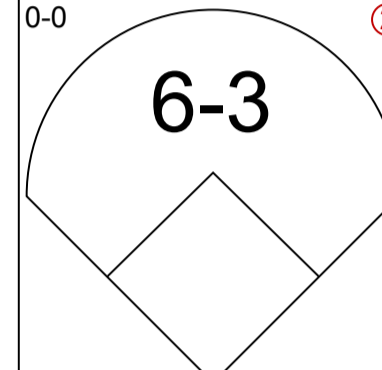


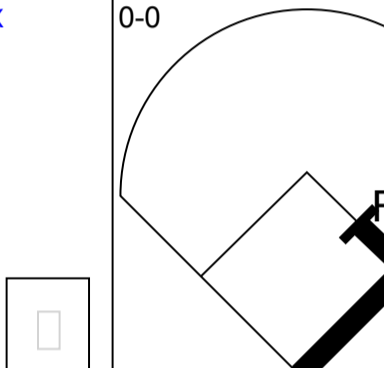
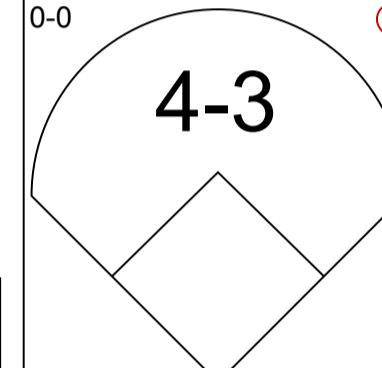
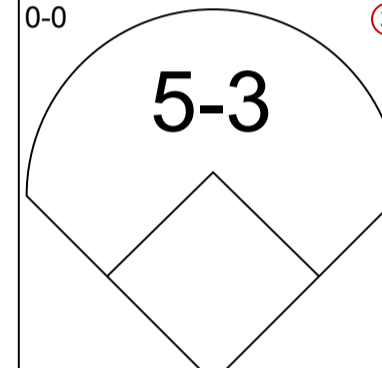
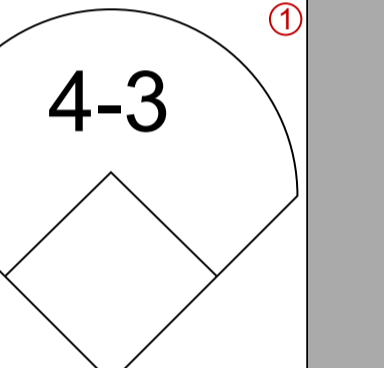

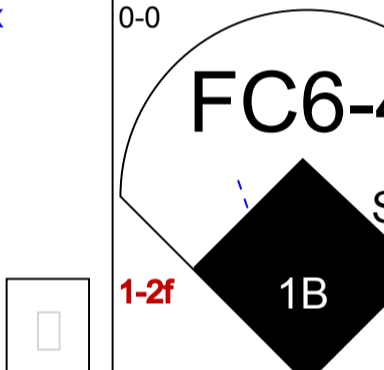
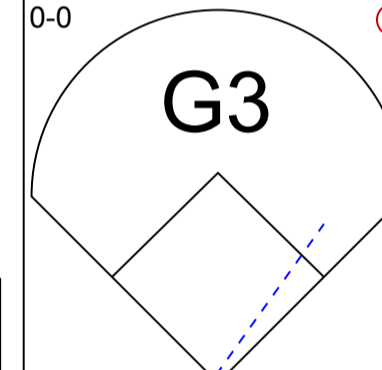
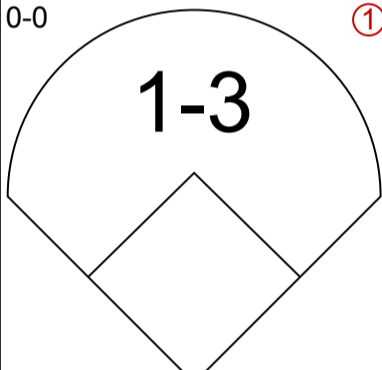

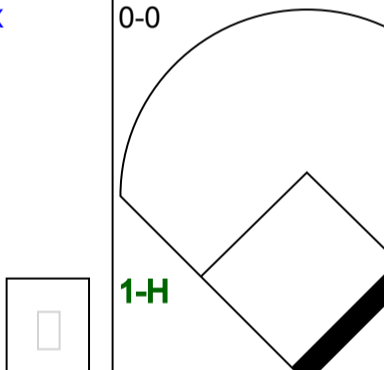
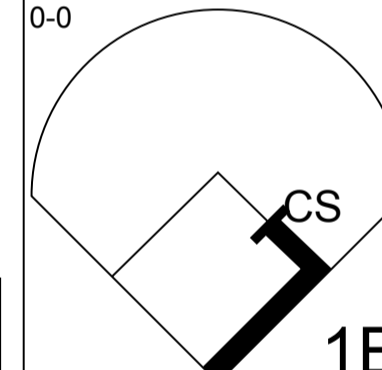
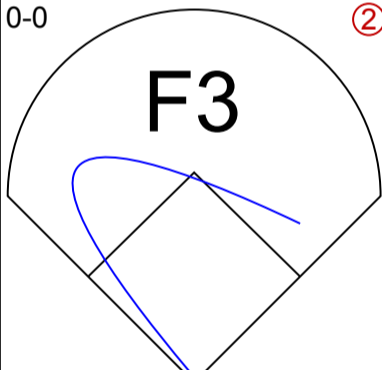

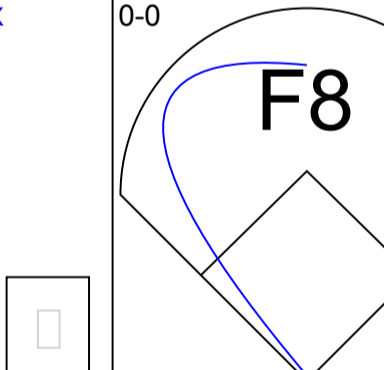
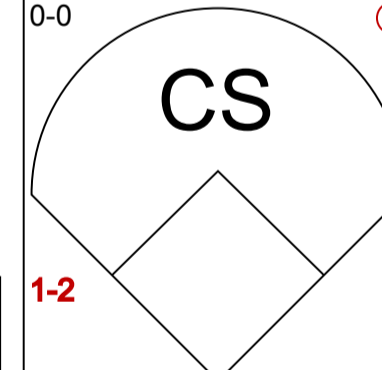
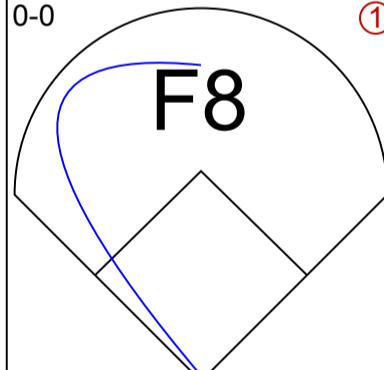
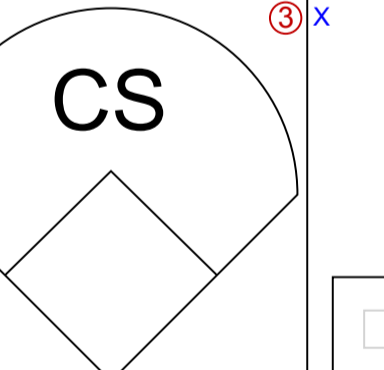
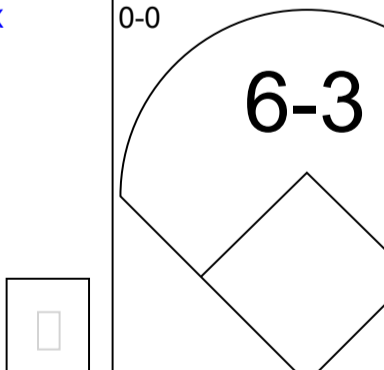
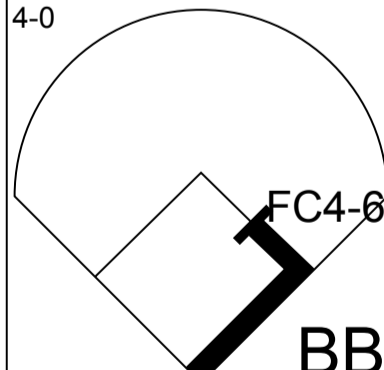
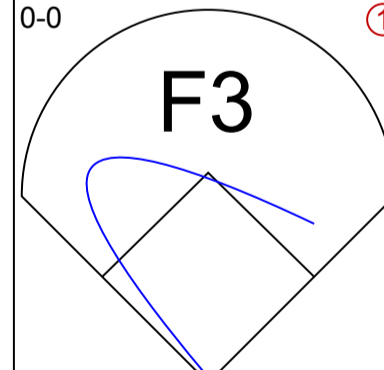
AB	32
R	6
H	12
RBI	5
BB	3
SO	3
LOB	13

livebaseballscorecards.com

GIANTS

1B	8	SF	0
2B	3	SAC	0
3B	0	DP	2
HR	1	HBP	0

WP	2	PA	36
PB	0		
SB	0		
CS	1		

Batter	1	2	3	4	5	6	7	8	9	AB R H RBI BB SO LOB	TOP
Bill Virdon, L (1, 8) <small>OBP: 0.288, SLG: 0.329</small> 	4-0 		0-0 		0-0 			0-0 		3 0 0 0 1 0 1	Pittsburgh Pirates @ San Francisco Giants Candlestick Park, San Francisco, CA <small>Mon Apr 30 1962, 6:33 AM EDT Att. 9,543 - Unknown</small>
Dick Groat, R (1, 6) <small>OBP: 0.367, SLG: 0.392</small> 	0-0 		0-0 		0-0 			0-0 		4 0 0 0 0 0 2	
Bob Skinner, L (1, 7) <small>OBP: 0.317, SLG: 0.473</small> 	0-0 		0-0 			0-0 		0-0 		4 0 1 0 0 0 1	
Dick Stuart, R (1, 3) <small>OBP: 0.321, SLG: 0.394</small> 	0-0 		0-3 			0-0 		0-0 		4 0 0 0 0 1 2	
Don Hoak, R (1, 5) <small>OBP: 0.382, SLG: 0.411</small> 		0-0 		0-0 		0-0 		0-0 		4 0 1 0 0 0 0	
Howie Goss, R (1, 9) <small>OBP: 0.400, SLG: 0.615</small> 		0-0 		0-0 			0-0 			3 1 0 0 0 0 1	
Bill Mazaroski, R (1, 4) <small>OBP: 0.382, SLG: 0.625</small> 		0-0 		0-0 			0-0 			3 0 2 1 0 0 0	
Orlando McFarlane, R (1, 2) <small>OBP: 0.111, SLG: 0.111</small> 		0-0 		0-0 	0-0 			0-0 		3 0 0 0 0 0 1	
Vinegar Bend Mizell, R (1, 1) Dick Schofield, S (5, PH) Jack Lamabe, R (5, 1) Larry Elliot, L (8, PH) Vern Law, R (8, 1)		0-0 		4-0 			0-0 			1 0 0 0 0 0 1	
Inning Stats	R: 0 H: 0 E: 0 LOB: 1 K: 0 BB: 1 S: 3 P: 7	R: 1 H: 2 E: 0 LOB: 1 K: 0 BB: 0 S: 5 P: 5	R: 0 H: 1 E: 0 LOB: 1 K: 1 BB: 0 S: 6 P: 6	R: 0 H: 1 E: 0 LOB: 0 K: 0 BB: 0 S: 3 P: 3	R: 0 H: 0 E: 0 LOB: 1 K: 0 BB: 1 S: 3 P: 7	R: 0 H: 0 E: 0 LOB: 0 K: 0 BB: 0 S: 3 P: 3	R: 0 H: 0 E: 0 LOB: 0 K: 0 BB: 0 S: 3 P: 3	R: 0 H: 0 E: 0 LOB: 0 K: 0 BB: 0 S: 3 P: 3	R: 0 H: 0 E: 0 LOB: 0 K: 0 BB: 0 S: 3 P: 3	1B: 3 SF: 0 2B: 1 SAC: 0 3B: 0 DP: 0 HR: 0 HBP: 0	WP: 0 PA: 33 PB: 0 SB: 1 CS: 1
PITCHER Gaylord Perry, R (1, 1) <small>ERA: 3.78</small>	IP WLS BF H R ER SO BB IBB HBP BLK WP HR S P ERA WHIP 9.0 W 32 4 1 1 1 2 0 0 0 0 0 0 32 40 1.00 0.667										

livebaseballscorecards.com

AB	30
R	1
H	4
RBI	1
BB	2
SO	1
LOB	9



Batter	1	2	3	4	5	6	7	8	9
Manny Mota, R OBP: 0.375, SLG: 0.400 (1, 7)	0-0 F8		0-0 CS 2-H 1B		4-0 BB		0-0 6-3		
Chuck Hiller, L OBP: 0.330, SLG: 0.304 (1, 4)	0-0 F3		0-0 4-3 1-2		0-0 4-3		0-0 1-3		
Willie Mays, R OBP: 0.386, SLG: 0.569 (1, 8)	0-0 HR			4-0 HR BB		4-0 1B FC1-5 BB		0-0 F8	
Orlando Cepeda, R OBP: 0.398, SLG: 0.623 (1, 3)	0-3 K			0-0 HR 1-H		0-0 1-3 FC4-6 1B		0-0 1-3	
Felipe Alou, R OBP: 0.368, SLG: 0.532 (1, 9)		0-0 F3		0-0 F6		0-0 FC4-6 WP FC1-5 1-2		0-0 1-3	
Jose Pagan, R OBP: 0.333, SLG: 0.434 (1, 6)		0-0 6-3		0-0 F8		0-0 FC1-5 WP 1-2 3-H			
Jim Davenport, R OBP: 0.351, SLG: 0.457 (1, 5)		0-0 6-3		0-0 F9		0-0 5-3 1-2 2-3			
Tom Haller, L OBP: 0.533, SLG: 1.083 (1, 2)			4-0 SH1-4 1B BB		0-0 3-1		0-0 3B		
Gaylord Perry, R (1, 1)			0-0 SH1-4 1-2		0-3 K		0-0 1-3		

Inning Stats	R: 1	H: 1	E: 0	K: 1	S: 6	LOB: 0	BB: 0	P: 6
	R: 0	H: 0	E: 0	K: 0	S: 3 <td>LOB: 0</td> <td>BB: 0</td> <td>P: 3 </td>	LOB: 0	BB: 0	P: 3
	R: 1	H: 1	E: 0	K: 0	S: 3 <td>LOB: 0</td> <td>BB: 1</td> <td>P: 7 </td>	LOB: 0	BB: 1	P: 7
	R: 2	H: 1	E: 0	K: 0	S: 4 <td>LOB: 0</td> <td>BB: 1</td> <td>P: 8 </td>	LOB: 0	BB: 1	P: 8
	R: 0	H: 0	E: 0	K: 1	S: 5 <td>LOB: 1</td> <td>BB: 1</td> <td>P: 9 </td>	LOB: 1	BB: 1	P: 9
	R: 0	H: 1	E: 0	K: 0	S: 4 <td>LOB: 2</td> <td>BB: 1</td> <td>P: 8 </td>	LOB: 2	BB: 1	P: 8
	R: 0	H: 1	E: 0	K: 0	S: 4 <td>LOB: 1</td> <td>BB: 0</td> <td>P: 4 </td>	LOB: 1	BB: 0	P: 4
	R: 0	H: 0	E: 0	K: 0	S: 3 <td>LOB: 0</td> <td>BB: 0</td> <td>P: 3 </td>	LOB: 0	BB: 0	P: 3

PITCHER	IP	WLS	BF	H	R	ER	SO	BB	IBB	HBP	BLK	WP	HR	S	P	ERA	WHIP
Vinegar Bend Mizell, L ERA: 4.73 (1, 1)	4.0	L	16	3	4	4	1	2	0	0	0	0	2	16	24	9.00	1.250
Jack Lamabe, R ERA: 2.57 (5, 1)	3.0		13	2	0	0	1	2	0	0	0	1	0	13	21	0.00	1.333
Vern Law, R ERA: (8, 1)	1.0		3	0	0	0	0	0	0	0	0	0	0	3	3	0.00	0.000

BOTTOM

Pittsburgh Pirates @ San Francisco Giants
Candlestick Park, San Francisco, CA

Mon Apr 30 1962, 6:33 AM EDT
Att. 9,543 - Unknown

AB	R	H	RBI	BB	SO	LOB
3	0	1	1	1	0	1
4	0	0	0	0	0	3
2	2	1	1	2	0	0
4	1	2	2	0	1	0
4	0	0	0	0	0	2
3	0	0	0	0	0	2
3	0	0	0	0	0	2
2	1	1	0	1	0	0
2	0	0	0	0	1	1

livebaseballscorecards.com

AB	27
R	4
H	5
RBI	4
BB	4
SO	2
LOB	11



1B:	2	SF:	0	WP:	1	PA:	32
2B:	0	SAC:	1	PB:	0		
3B:	1	DP:	0	SB:	0		
HR:	2	HBP:	0	CS:	1		

Batter	1	2	3	4	5	6	7	8	9	AB R H RBI BB SO LOB	TOP													
Bill Virdon, L (1, 8) OBP: 0.274, SLG: 0.312	0-0 F8		0-0 F4		0-0 4-3			0-3 K		4 0 0 0 0 1 2	Pittsburgh Pirates @ San Francisco Giants Candlestick Park, San Francisco, CA Tue May 01 1962, 10:05 PM EDT Att. 23,657 - Unknown livebaseballscorecards.com													
Dick Groat, R (1, 6) OBP: 0.349, SLG: 0.372	0-0 5-3		0-0 6-3			0-0 F7		0-0 F9		4 0 0 0 0 0 0														
Roberto Clemente, R (1, 9) OBP: 0.385, SLG: 0.491	0-0 F5			0-0 G6-4-3 1B		0-0 4-3			0-0 F7	4 0 1 0 0 0 0														
Dick Stuart, R (1, 3) OBP: 0.305, SLG: 0.373		0-0 F8		0-3 K		0-0 F2		0-3 K		4 0 0 0 0 2 1														
Donn Clendenon, R (1, 7) OBP: 0.350, SLG: 0.444		0-0 1B 1B 1B		0-0 G6-4-3 1-2f		0-0 4-3		0-0 HR		4 2 2 1 0 0 1														
Johnny Logan, R (1, 5) OBP: 0.600, SLG: 0.556		0-0 1B 1-3 1B			0-0 FC5-4 1B 1B		0-0 1B		0-0 1B	4 0 4 0 0 0 0														
Bill Mazeroski, R (1, 4) OBP: 0.375, SLG: 0.603		0-0 G6-4-3 1-2 3-H 1B			0-3 K		0-0 F4		0-0 5-3	4 0 1 1 0 1 3														
Orlando McFarlane, R (1, 2) OBP: 0.167, SLG: 0.167		0-0 G6-4-3 1-2f			0-0 FC5-4 1-2 1B		0-3 K			3 0 1 0 0 1 3														
Bob Veale, S (1, 1) Tom Sturdivant, L (4, 1) Dick Schofield, S (5, PH) Diomedes Olivo, L (5, 1) Howie Goss, R (8, PH) Jack Lamabe, R (8, 1)			0-3 K		0-0 FC5-4 1-2f 2-3			0-3 K		1 0 0 0 0 1 0 0 0 0 0 0 0 0 1 0 0 0 0 0 2 0 0 0 0 0 0 0 1 0 0 0 0 1 0 0 0 0 0 0 0 0														
Inning Stats	R: 0 E: 0 K: 0 S: 3	H: 0 LOB: 0 BB: 0 P: 3	R: 1 E: 0 K: 0 S: 5	H: 3 LOB: 1 BB: 0 P: 5	R: 0 E: 0 K: 1 S: 5	H: 0 LOB: 0 BB: 0 P: 5	R: 0 E: 0 K: 1 S: 5	H: 1 LOB: 0 BB: 0 P: 5	R: 0 E: 0 K: 1 S: 7	H: 2 LOB: 2 BB: 0 P: 7	R: 0 E: 0 K: 1 S: 3	H: 0 LOB: 0 BB: 0 P: 3	R: 0 E: 0 K: 1 S: 6	H: 1 LOB: 1 BB: 0 P: 6	R: 0 E: 0 K: 2 S: 7	H: 0 LOB: 0 BB: 0 P: 7	R: 1 E: 0 K: 1 S: 7	H: 2 LOB: 1 BB: 0 P: 7	1B: 8 2B: 0 3B: 0 HR: 1	SF: 0 SAC: 0 DP: 2 HBP: 0	WP: 0 PB: 0 SB: 0 CS: 0	PA: 34		
PITCHER Billy O'Dell, L (1, 1) ERA: 4.38	IP 9.0	WLS W	BF 34	H 9	R 2	ER 2	SO 7	BB 0	IBB 0	HBP 0	BLK 0	WP 0	HR 1	S 48	P 48	ERA 2.00	WHIP 1.000						ERA 4.38	WHIP 1.000

Batter	1	2	3	4	5	6	7	8	9	AB	R	H	RBI	BB	SO	LOB
Manny Mota, R OBP: 0.350, SLG: 0.333 (1, 7)	4-0 BB	0-0 E4		0-0 FC5-2			0-0 5-3			3	0	0	0	1	0	2
Chuck Hiller, L OBP: 0.326, SLG: 0.301 (1, 4)	0-3 K	0-0 F8		0-0 F9			0-0 FC5 1B			4	0	1	0	0	1	4
Willie Mays, R OBP: 0.391, SLG: 0.560 (1, 8)	0-3 K		0-0 F9		4-0 BB		0-0 1B			3	0	1	0	1	1	1
Orlando Cepeda, R OBP: 0.391, SLG: 0.642 (1, 3)	0-3 K		0-0 HR		0-0 G5-4-3		0-3 K			4	1	1	1	0	2	4
Felipe Alou, R OBP: 0.374, SLG: 0.530 (1, 9)		0-0 1B	0-0 CS		0-0 5-3		0-0 FC5			4	1	2	0	0	0	2
Ed Bailey, L OBP: 0.444, SLG: 0.698 (1, 2)		0-0 F8	0-3 K		4-0 SH5-3		4-0 BB			2	0	0	0	2	1	2
Jose Pagan, R OBP: 0.345, SLG: 0.456 (1, 6)		0-0 1B		0-0 F9		0-0 SH5-3		0-0 F8		3	1	2	0	0	0	1
Jim Davenport, R OBP: 0.346, SLG: 0.446 (1, 5)		0-0 PB		0-0 F9		0-0 6-3		0-0 G1-6-3		4	1	1	1	0	0	3
Billy O'Dell, S OBP: 0.231, SLG: 0.091 (1, 1)		0-3 K		4-0 FC5-2		0-0 4-3				2	0	0	0	1	1	2

Inning Stats	R: 0	H: 0	E: 0	K: 3	S: 9	H: 0	LOB: 1	BB: 1	P: 13	R: 3	H: 3	E: 1	K: 1	S: 9	R: 1	H: 2	E: 0	K: 1	S: 6	R: 0	H: 1	E: 0	K: 0	S: 4	R: 0	H: 0	E: 0	K: 0	S: 2	R: 0	H: 0	E: 0	K: 0	S: 3	R: 0	H: 2	E: 0	K: 1	S: 7	R: 0	H: 0	E: 0	K: 0	S: 2	R: 0	H: 0	E: 0	K: 0	S: 6	

PITCHER	IP	WLS	BF	H	R	ER	SO	BB	IBB	HBP	BLK	WP	HR	S	P	ERA	WHIP
Bob Veale, L ERA: 7.13 (1, 1)	3.1	L	18	6	4	3	5	2	0	0	0	1	1	26	34	8.10	2.400
Tom Sturdivant, R ERA: 8.53 (4, 1)	0.2		2	0	0	0	0	0	0	0	0	0	0	2	2	0.00	0.000
Diomedes Olivo, L ERA: 1.65 (5, 1)	3.0		12	2	0	0	1	2	0	0	0	0	0	12	20	0.00	1.333
Jack Lamabe, R ERA: 2.4 (8, 1)	1.0		3	0	0	0	0	1	0	0	0	0	0	2	6	0.00	1.000

BOTTOM

Pittsburgh Pirates @ San Francisco Giants
 Candlestick Park, San Francisco, CA
 Tue May 01 1962, 10:05 PM EDT
 Att. 23,657 - Unknown

AB	29
R	4
H	8
RBI	2
BB	5
SO	6
LOB	21



1B: 6	SF: 0	WP: 1	PA: 35
2B: 1	SAC: 1	PB: 1	
3B: 0	DP: 2	SB: 2	
HR: 1	HBP: 0	CS: 1	

Batter	1	2	3	4	5	6	7	8	9	AB R H RBI BB SO LOB	TOP	
Dick Schofield, S (1, 5) OBP: 0.429, SLG: 0.462	0-3 K		0-0 F8		0-0 1B			0-0 P3		4 0 1 0 0 1 1	Pittsburgh Pirates @ San Francisco Giants Candlestick Park, San Francisco, CA Wed May 02 1962, 6:33 AM EDT Att. 9,926 - Unknown livebaseballscorecards.com	
Dick Groat, R (1, 6) OBP: 0.345, SLG: 0.366	0-0 HR 1B		0-0 5-3		0-0 1-3			0-0 F8		4 1 1 0 0 0 2		
Bob Skinner, L (1, 7) OBP: 0.313, SLG: 0.508	0-0 HR		0-0 1-3					0-0 4-3		4 1 1 2 0 0 1		
Dick Stuart, R (1, 3) OBP: 0.291, SLG: 0.354	0-0 6-3			0-0 5-3				0-3 K		4 0 0 0 0 2 0		
Roberto Clemente, R (1, 9) OBP: 0.377, SLG: 0.475	0-0 1B			0-0 1-3				0-0 6-3		4 0 1 0 0 0 0		
Bill Virdon, L (1, 8) OBP: 0.284, SLG: 0.321	0-0 P5			0-0 FC6 1B				0-0 1B		4 0 2 0 0 0 1		
Bill Mazeroski, R (1, 4) OBP: 0.355, SLG: 0.569		0-0 F7		0-0 FC6 1-2f				0-0 F9		4 0 0 0 0 0 2		
Orlando McFarlane, R (1, 2) OBP: 0.133, SLG: 0.133		0-3 K			0-3 K			0-3 K		3 0 0 0 0 3 0		
Earl Francis, R (1, 1) OBP: 0.125, SLG: 0.125 Larry Elliot, L (8, PH) OBP: 0.222, SLG: 0.222 Roy Face, R (8, 1)		0-3 K			0-0 6-3			0-0 1B		2 0 0 0 0 1 0 1 0 1 0 0 0 0 0 0 0 0 0 0 0		
Inning Stats	R: 2 H: 3 E: 0 LOB: 1 K: 1 BB: 0 S: 8 P: 8	R: 0 H: 0 E: 0 LOB: 0 K: 2 BB: 0 S: 7 P: 7	R: 0 H: 0 E: 0 LOB: 0 K: 0 BB: 0 S: 3 P: 3	R: 0 H: 1 E: 0 LOB: 1 K: 0 BB: 0 S: 4 P: 4	R: 0 H: 1 E: 0 LOB: 1 K: 1 BB: 0 S: 6 P: 6	R: 0 H: 0 E: 0 LOB: 0 K: 1 BB: 0 S: 5 P: 5	R: 0 H: 0 E: 0 LOB: 0 K: 1 BB: 0 S: 5 P: 5	R: 0 H: 1 E: 0 LOB: 1 K: 0 BB: 0 S: 4 P: 4	R: 0 H: 1 E: 0 LOB: 1 K: 1 BB: 0 S: 6 P: 6	1B: 6 SF: 0 2B: 0 SAC: 0 3B: 0 DP: 0 HR: 1 HBP: 0	WP: 0 PA: 34 PB: 0 SB: 0 CS: 0	
PITCHER Juan Marichal, R (1, 1) ERA: 3.09	IP WLS BF H R ER SO BB IBB HBP BLK WP HR S P ERA WHIP	9.0 W 34 7 2 2 7 0 0 0 0 0 0 1 48 48 2.00 0.778										

AB	34
R	2
H	7
RBI	2
BB	0
SO	7
LOB	7



Batter	1	2	3	4	5	6	7	8	9	AB	R	H	RBI	BB	SO	LOB
Chuck Hiller, L (1, 4) OBP: 0.323, SLG: 0.299	0-3 K			0-0 4-3	0-0 6-3		0-0 2-4 1B			4	0	1	0	0	1	1
Willie Mays, R (1, 8) OBP: 0.406, SLG: 0.597	0-0 F8			4-0 F9 BB BB		0-0 HR	0-0 2-4 1-2	4-0 S BB		2	1	1	1	2	0	0
Willie McCovey, L (1, 7) OBP: 0.286, SLG: 0.667 Manny Mota, R (7, 7) OBP: 0.333, SLG: 0.316	0-0 3-1			4-0 WP 1-2 BB		0-0 F5		0-0 F8		2	0	0	0	1	0	0
Orlando Cepeda, R (1, 3) OBP: 0.375, SLG: 0.612		0-0 6-3		0-0 F9 1-2 2-3		0-0 F8		0-3 K 1-2		4	0	0	0	0	1	3
Felipe Alou, R (1, 9) OBP: 0.379, SLG: 0.529		0-0 5-3			0-0 2B 1B	0-0 1B 1B		0-0 5-3		4	1	2	0	0	0	1
Ed Bailey, L (1, 2) OBP: 0.440, SLG: 0.679		0-0 3-1			0-0 F8 1B	0-0 FC6-4 1B				3	0	1	0	0	0	1
Jose Pagan, R (1, 6) OBP: 0.345, SLG: 0.463			0-0 5-3		0-0 1B 2B	0-0 FC6-4 1-2f				3	1	1	1	0	0	2
Jim Davenport, R (1, 5) OBP: 0.345, SLG: 0.442			0-0 6-3		0-0 5-3 2-H 1B		0-0 4-3			3	0	1	1	0	0	0
Juan Marichal, R (1, 1) OBP: 0.313, SLG: 0.286			0-0 1-3		0-0 5-3 1-2		0-3 K			3	0	0	0	0	1	1

Inning Stats	R: 0	H: 0	E: 0	LOB: 0	K: 1	BB: 0	S: 5	P: 5	R: 0	H: 0	E: 0	LOB: 0	K: 0	BB: 0	S: 3	P: 3	R: 0	H: 0	E: 0	LOB: 0	K: 0	BB: 0	S: 3	P: 3	R: 0	H: 0	E: 0	LOB: 2	K: 0	BB: 2	S: 2	P: 10	R: 2	H: 3	E: 0	LOB: 1	K: 0	BB: 0	S: 6	P: 6	R: 1	H: 3	E: 0	LOB: 2	K: 0	BB: 0	S: 6	P: 6	R: 0	H: 1	E: 0	LOB: 1	K: 1	BB: 0	S: 5	P: 5	R: 0	H: 0	E: 0	LOB: 1	K: 1	BB: 1	S: 5	P: 9
Earl Francis, R (1, 1) ERA: 1.5	IP	WLS	BF	H	R	ER	SO	BB	IBB	HBP	BLK	WP	HR	S	P	ERA	WHIP																																															
Roy Face, R (8, 1) ERA: 2.7	1.0	4	0	0	0	0	1	1	0	0	0	0	0	5	9	0.00	1.000																																															

BOTTOM

Pittsburgh Pirates @ San Francisco Giants
Candlestick Park, San Francisco, CA

Wed May 02 1962, 6:33 AM EDT
Att. 9,926 - Unknown

AB	29
R	3
H	7
RBI	3
BB	3
SO	3
LOB	10

livebaseballscorecards.com



WP	HR	S	P	ERA	WHIP
1	0	0	0	1.5	1.286
0	0	0	0	2.7	1.000

Batter	1	2	3	4	5	6	7	8	9	AB R H RBI BB SO LOB	TOP									
Dick Schofield, S (1, 5) OBP: 0.389, SLG: 0.588	0-0 F9		0-0 HR		0-0 F8		0-0 1-3			4 1 1 2 0 0 1	Pittsburgh Pirates @ San Francisco Giants Candlestick Park, San Francisco, CA Thu May 03 1962, 6:33 AM EDT Att: 10,723 - Unknown livebaseballscorecards.com									
Dick Groat, R (1, 6) OBP: 0.330, SLG: 0.349	0-0 F6		0-3 K			0-0 5-3		0-0 5-3	4 0 0 0 0 1 0											
Bob Skinner, L (1, 7) OBP: 0.324, SLG: 0.500	0-0 FC6-4 1B		0-0 4-3			0-0 E1		4-0 G5-4-3 BB	3 0 1 0 1 0 0											
Dick Stuart, R (1, 3) OBP: 0.289, SLG: 0.341	0-0 FC6-4 1-2f			4-0 FC6-4 BB		0-0 F7		0-0 G5-4-3 1-2f	3 0 0 0 1 0 3											
Roberto Clemente, R (1, 9) OBP: 0.356, SLG: 0.446		0-0 4-3		0-0 FC6-4 1-2f		0-0 6-3		0-0 F6	4 0 0 0 0 0 2											
Bill Virdon, L (1, 8) OBP: 0.272, SLG: 0.306		0-0 3-1		0-0 G6-3 1-2f		0-0 1-3		0-0 4-3	4 0 0 0 0 0 1											
Bill Mazeroski, R (1, 4) OBP: 0.363, SLG: 0.560		0-0 6-3			4-0 BB BB BB	0-0 WP HR 1B		0-0 F4	3 1 1 0 1 0 0											
Orlando McFarlane, R (1, 2) OBP: 0.111, SLG: 0.111			0-0 F9		0-0 F6		0-0 6-3		3 0 0 0 0 0 2											
Al McBean, R (1, 1) OBP: 0.333, SLG: 0.333 Johnny Logan, R (5, PH) OBP: 0.545, SLG: 0.500 Diomedes Olivo, L (5, 1) OBP: 0.667, SLG: 1.000 Larry Elliot, L (7, PH) OBP: 0.300, SLG: 0.600 Harvey Haddix, L (7, 1) Roy Face, R (8, 1)			0-0 E1 HR 1B		0-0 F6		0-0 2-H HR		1 1 1 0 0 0 0 1 0 0 0 0 0 1 0 0 0 0 0 0 0 1 1 1 2 0 0 0 0 0 0 0 0 0 0 0 0 0 0 0 0 0											
Inning Stats	R: 0 E: 0 K: 0 S: 4	H: 1 LOB: 1 BB: 0 P: 4	R: 0 E: 0 K: 0 S: 3	H: 0 LOB: 0 BB: 0 P: 3	R: 2 E: 1 K: 1 S: 7	H: 2 LOB: 0 BB: 0 P: 7	R: 0 E: 0 K: 0 S: 2	H: 0 LOB: 0 BB: 1 P: 6	R: 0 E: 0 K: 0 S: 4	H: 0 LOB: 1 BB: 0 P: 4	R: 2 E: 0 K: 0 S: 5	H: 2 LOB: 0 BB: 0 P: 5	R: 0 E: 0 K: 0 S: 2	H: 0 LOB: 0 BB: 1 P: 6	R: 0 E: 0 K: 0 S: 3	H: 0 LOB: 0 BB: 0 P: 3	1B: 3 2B: 0 3B: 0 HR: 2	SF: 0 SAC: 0 DP: 2 HBP: 0	WP: 1 PB: 0 SB: 0 CS: 0	PA: 34
PITCHER Jack Sanford, R (1, 1) ERA: 3.75	IP 9.0 WLS W BF 34 H 5 R 4 ER 4 SO 1 BB 3 IBB 0 HBP 0 BLK 0 WP 1 HR 2 S 33 P 45 ERA 4.00 WHIP 0.889											PITCHER	IP WLS BF H R ER SO BB IBB HBP BLK WP HR S P ERA WHIP							

AB	31
R	4
H	5
RBI	4
BB	3
SO	1
LOB	10



Batter	1	2	3	4	5	6	7	8	9
Chuck Hiller, L (1, 4) <small>OBP: 0.337, SLG: 0.315</small>	0-0 1B 1B		0-0 4-3	0-0 1-3 1B WP 1B		0-0 3-1		0-0 1-2 2B 1B	
Willie Mays, R (1, 8) <small>OBP: 0.416, SLG: 0.610</small>	0-0 F8		0-0 1B BB 1B	0-0 1-H 3-H 1B		0-0 5-3		0-0 1-H 2-H 1B 2B	
Willie McCovey, L (1, 7) <small>OBP: 0.400, SLG: 0.625</small> Manny Mota, R (5, 7) <small>OBP: 0.304, SLG: 0.286</small>	0-3 K		4-0 1B 2B BB 1B	0-0 1B		0-3 K		0-0 F9 2B	
Orlando Cepeda, R (1, 3) <small>OBP: 0.376, SLG: 0.600</small>	0-0 1-2 1B		0-3 K	0-0 6-3		0-3 K		0-0 2-H FC5-4 1B	
Felipe Alou, R (1, 9) <small>OBP: 0.390, SLG: 0.533</small>		0-0 1B	0-0 2B 1-3 2-H 1B		0-0 SH1-3 1B		0-0 F7	0-0 1-2f FC5-4	
Tom Haller, L (1, 2) <small>OBP: 0.556, SLG: 1.071</small>		4-0 1B BB	0-0 1-3 3-H 2B		0-0 SH1-3		0-3 K		
Jose Pagan, R (1, 6) <small>OBP: 0.330, SLG: 0.442</small>		0-0 F8	0-0 F9		0-0 F8			0-0 E6 1B 1B	
Jim Davenport, R (1, 5) <small>OBP: 0.375, SLG: 0.463</small>		0-0 1-2 1B		0-0 1B WP 1B	4-0 IBB			0-0 1-3 2B 1B	
Jack Sanford, R (1, 1) <small>OBP: 0.133, SLG: 0.143</small>		0-0 4-3		0-3 K	0-0 F8			0-0 F6	

Inning Stats	R: 0 E: 0 K: 1 S: 6	H: 2 LOB: 2 BB: 0 P: 6	R: 0 E: 0 K: 0 S: 4	H: 2 LOB: 2 BB: 1 P: 8	R: 2 E: 0 K: 1 S: 8	H: 3 LOB: 2 BB: 1 P: 12	R: 2 E: 0 K: 1 S: 8	H: 4 LOB: 1 BB: 0 P: 8	R: 0 E: 0 K: 0 S: 4	H: 1 LOB: 2 BB: 1 P: 8	R: 0 E: 0 K: 1 S: 5	H: 0 LOB: 0 BB: 0 P: 5	R: 0 E: 0 K: 2 S: 7	H: 0 LOB: 0 BB: 0 P: 7	R: 4 E: 1 K: 0 S: 8	H: 4 LOB: 1 BB: 0 P: 8
--------------	------------------------------	---------------------------------	------------------------------	---------------------------------	------------------------------	----------------------------------	------------------------------	---------------------------------	------------------------------	---------------------------------	------------------------------	---------------------------------	------------------------------	---------------------------------	------------------------------	---------------------------------

PITCHER	IP	WLS	BF	H	R	ER	SO	BB	IBB	HBP	BLK	WP	HR	S	P	ERA	WHIP
Al McBean, R (1, 1) <small>ERA: 2.73</small>	4.0		22	11	4	4	3	2	0	0	0	1	0	26	34	9.00	3.250
Diomedes Olivo, L (5, 1) <small>ERA: 1.47</small>	2.0		8	1	0	0	1	0	1	0	0	0	0	9	13	0.00	0.500
Harvey Haddix, L (7, 1) <small>ERA: 5.06</small>	1.1	L	7	2	3	2	2	0	0	0	0	0	0	11	11	13.50	1.500
Roy Face, R (8, 1) <small>ERA: 2.53</small>	0.2		4	2	1	0	0	0	0	0	0	0	0	4	4	0.00	3.000

AB R H RBI BB SO LOB

5	2	3	1	0	0	0
5	2	3	3	0	0	1
2	1	1	0	1	1	1
2	0	0	0	0	1	1
5	0	2	1	0	2	3
5	0	3	1	0	0	1
2	0	1	1	1	1	0
4	1	0	0	0	0	4
3	2	3	0	1	0	0
4	0	0	0	0	1	7

1B: 14	SF: 0	WP: 1	PA: 41
2B: 2	SAC: 1	PB: 0	
3B: 0	DP: 0	SB: 0	
HR: 0	HBP: 0	CS: 0	

AB	R	H	RBI	BB	SO	LOB	ERA	WHIP
----	---	---	-----	----	----	-----	-----	------

Pittsburgh Pirates @ San Francisco Giants
 Candlestick Park, San Francisco, CA
 Thu May 03 1962, 6:33 AM EDT
 Att. 10,723 - Unknown

livebaseballscorecards.com

AB	37
R	8
H	16
RBI	7
BB	3
SO	6
LOB	18



Batter	1	2	3	4	5	6	7	8	9	AB R H RBI BB SO LOB	TOP	
Manny Mota, R OBP: 0.357, SLG: 0.320 (1, 7) X	0-0 F8		4-0 1B 2B BB	0-0 2B 1B	0-0 G6-4-3			0-0 1B 1B		4 3 2 0 1 0 2		
Chuck Hiller, L OBP: 0.349, SLG: 0.340 (1, 4) SSS	0-3 K		0-0 2B 1B BB	0-0 3B 2B 1-H		0-0 F6		0-0 E 1B 2B 1B		5 3 3 2 0 1 0		
Willie Mays, R OBP: 0.415, SLG: 0.616 (1, 8) SSS	0-3 K		4-0 2B BB	0-0 1B 3B 2-H		0-0 5-3		0-3 K		4 1 1 1 1 2 3		
Orlando Cepeda, R OBP: 0.396, SLG: 0.649 (1, 3) X		0-0 HR	0-0 2B 1B 1-3 2-H 3-H	4-0 1B IBB		0-3 K		0-0 E7 2B 1B 1-3 2-H 3-H		4 2 3 5 1 1 0		
Felipe Alou, R OBP: 0.390, SLG: 0.536 (1, 9) X		0-0 5-3	0-3 K	0-0 1B 1-2 3-H			0-0 F8	0-0 2B		5 0 2 3 0 1 2		
Ed Bailey, L OBP: 0.425, SLG: 0.633 (1, 2) X		0-0 F9	4-0 IBB	0-0 3-1			0-3 K	0-0 F4		4 0 0 0 1 1 3		
Jose Pagan, R OBP: 0.323, SLG: 0.429 (1, 6) SSS		0-3 K	0-3 K		0-0 FC2-5 WP 1B		0-0 F7		0-0 6-3	5 0 1 0 0 2 3		
Jim Davenport, R OBP: 0.385, SLG: 0.476 Ernie Bowman, R (7, 5)			0-0 BB 1B 2B	0-0 F9	4-0 FC2-5 BB			0-0 5-3	0-0 4-3	2 1 1 0 1 0 0 2 0 0 0 0 0 0		
Billy Pierce, L OBP: 0.333, SLG: 0.273 Don Larsen, R OBP: 0.250, SLG: 0.250 (7, 1) SSS			4-0 1B BB	0-0 6-3	0-0 FC2-5 G6-4-3			0-0 1B 1B	0-0 5-3	2 0 0 0 1 0 2 2 1 1 0 0 0 0		
Inning Stats	R: 0 E: 0 K: 2 S: 7 H: 0 LOB: 0 P: 7	R: 1 E: 0 K: 1 S: 6 H: 1 LOB: 0 P: 6	R: 3 E: 0 K: 2 S: 9 H: 3 LOB: 3 BB: 4 P: 25	R: 3 E: 0 K: 0 S: 7 H: 4 LOB: 2 BB: 1 P: 11	R: 0 E: 0 K: 1 S: 3 H: 1 LOB: 1 BB: 1 P: 7	R: 0 E: 0 K: 1 S: 5 H: 0 LOB: 0 P: 5	R: 0 E: 0 K: 1 S: 5 H: 0 LOB: 0 P: 5	R: 4 E: 1 K: 1 S: 10 H: 5 LOB: 1 BB: 0 P: 10	R: 0 E: 0 K: 0 S: 3 H: 0 LOB: 0 P: 3	1B: 8 2B: 4 3B: 1 HR: 1 SF: 0 SAC: 0 DP: 1 HBP: 0	WP: 1 PB: 0 SB: 0 CS: 0 PA: 45	
PITCHER	IP WLS BF H R ER SO BB IBB HBP BLK WP HR S P ERA WHIP											
Dick Ellsworth, L ERA: 5.45 (1, 1)	2.1 L 12 3 4 4 3 3 0 0 0 0 1 15 27 15.43 2.571											
Tony Balsamo, R ERA: 6.75 (3, 1)	1.2 13 6 3 3 2 0 2 0 0 0 0 0 15 23 16.20 3.600											
Jim Brewer, L ERA: (5, 1)	1.0 3 0 0 0 0 1 0 0 0 1 0 2 6 0.00 1.000											
Barney Schultz, R ERA: 6.23 (6, 1)	2.0 6 0 0 0 2 0 0 0 0 0 0 10 10 0.00 0.000											
Glen Hobbie, R ERA: 6.67 (8, 1)	2.0 11 5 4 3 1 0 0 0 0 0 0 13 13 13.50 2.500											

San Francisco Giants @ Chicago Cubs
 Wrigley Field, Chicago, IL
 Fri May 04 1962, 3:33 AM CDT
 Att: 5,011 - Unknown - 41 F

livebaseballscorecards.com

AB	39
R	11
H	14
RBI	11
BB	6
SO	8
LOB	15



Batter	1	2	3	4	5	6	7	8	9	AB	R	H	RBI	BB	SO	LOB
Bobby Gene Smith, R (1, 8) OBP: 0.268, SLG: 0.324 Moe Morhardt, L (7, PH) OBP: 0.182, SLG: 0.100 Glen Hobbie, R (8, 1) OBP: 0.400, SLG: 0.250 Ken Hubbs, R (9, PH) OBP: 0.274, SLG: 0.326	0-0 4-3		0-0 1-3			0-0 FC3-6 1B	0-0 FC5 1B		0-0 F7	3	0	1	0	0	0	0
Ron Santo, R (1, 5) OBP: 0.280, SLG: 0.375	0-3 K		0-0 F8			0-0 F8	0-0 FC5 1-2 2-H 3-H 2-3f		0-3 K	5	0	0	0	0	2	5
Billy Williams, L (1, 7) OBP: 0.371, SLG: 0.532	0-0 HR		0-0 4-3			0-0 FC3-6 1-2f	0-0 4-3		0-0 3B 1-H 2-H	5	1	2	3	0	0	3
14 Ernie Banks, R (1, 3) OBP: 0.294, SLG: 0.463	0-0 BB 1B			0-0 5-3		0-0 F7		0-3 K	0-0 F8	5	0	1	0	0	1	2
George Altman, L (1, 9) OBP: 0.329, SLG: 0.325	4-0 BB			0-0 F6			0-0 1B BB 1B	0-3 K		3	1	1	0	1	1	0
Andre Rodgers, R (1, 6) OBP: 0.321, SLG: 0.423	0-3 K			0-0 F9			0-0 BB 1B 1B	0-0 1B		4	1	2	0	0	1	2
Jim McKnight, R (1, 4) OBP: 0.219, SLG: 0.281		0-0 F4			0-0 FC6-4 1B		0-0 BB 1B 1B	0-3 K		4	1	2	0	0	1	1
Moe Thacker, R (1, 2) OBP: 0.345, SLG: 0.308 Bob Will, L (7, PH) OBP: 0.412, SLG: 0.308 Dick Bertell, R (8, 2) OBP: 0.286, SLG: 0.250		0-0 5-3			0-0 FC6-4 L6-3 1-2f		4-0 FC5 1B BB 1-2 2-3 3-H		0-0 1B 3B 1B	2	0	0	0	0	0	1
Dick Ellsworth, L (1, 1) OBP: 0.313, SLG: 0.154 Tony Balsamo, R (3, 1) OBP: 0.182, SLG: 0.100 Jim Brewer, L (5, 1) Daryl Robertson, R (6, PH) Barney Schultz, R (6, 1) Lou Brock, L (7, PH) OBP: 0.297, SLG: 0.448		0-0 6-3			0-0 L6-3 1-2		0-3 K		0-0 1B 3B 1B	1	0	0	0	0	0	0

Inning Stats	R: 1	H: 2	E: 0	K: 2	S: 9	LOB: 2	BB: 1	P: 13	R: 0	H: 0	E: 0	K: 0	S: 3	LOB: 0	BB: 0	P: 3	R: 0	H: 0	E: 0	K: 0	S: 3	LOB: 0	BB: 0	P: 3	R: 0	H: 1	E: 0	K: 0	S: 3	LOB: 1	BB: 0	P: 4	R: 3	H: 4	E: 0	K: 1	S: 9	LOB: 2	BB: 1	P: 13	R: 0	H: 1	E: 0	K: 3	S: 10	LOB: 1	BB: 0	P: 10	R: 2	H: 3	E: 0	K: 1	S: 8	LOB: 1	BB: 0	P: 8	1B: 10	SF: 0	2B: 1	SAC: 0	3B: 1	DP: 1	HR: 1	HBP: 0	WP: 0	PA: 40
--------------	------	------	------	------	------	--------	-------	-------	------	------	------	------	------	--------	-------	------	------	------	------	------	------	--------	-------	------	------	------	------	------	------	--------	-------	------	------	------	------	------	------	--------	-------	-------	------	------	------	------	-------	--------	-------	-------	------	------	------	------	------	--------	-------	------	--------	-------	-------	--------	-------	-------	-------	--------	-------	--------


PITCHER	IP	WLS	BF	H	R	ER	SO	BB	IBB	HBP	BLK	WP	HR	S	P	ERA	WHIP
Billy Pierce, L (1, 1) ERA: 1.72	6.0	W	24	6	3	3	2	1	0	0	0	0	1	27	31	4.50	1.167
Don Larsen, R (7, 1) ERA: 3.77	3.0	S	16	6	3	3	5	1	0	0	0	0	0	25	29	9.00	2.333

BOTTOM

San Francisco Giants @ Chicago Cubs
Wrigley Field, Chicago, IL

Fri May 04 1962, 3:33 AM CDT
Att. 5,011 - Unknown - 41 F

AB	38
R	6
H	12
RBI	6
BB	2
SO	7
LOB	20



PITCHER	IP	WLS	BF	H	R	ER	SO	BB	IBB	HBP	BLK	WP	HR	S	P	ERA	WHIP
Billy Pierce, L (1, 1) ERA: 1.72	6.0	W	24	6	3	3	2	1	0	0	0	0	1	27	31	4.50	1.167
Don Larsen, R (7, 1) ERA: 3.77	3.0	S	16	6	3	3	5	1	0	0	0	0	0	25	29	9.00	2.333

Batter	1	2	3	4	5	6	7	8	9	AB R H RBI BB SO LOB	TOP									
Harvey Kuenn, R OBP: 0.457, SLG: 0.517 (1, 7) X	0-0 FC5-4 1B		0-0 HR		0-0 4-3	0-0 2-6-2	0-0 F6			4 1 2 1 0 0 0										
Chuck Hiller, L OBP: 0.339, SLG: 0.340 (1, 4) X	0-0 FC5-4 1-2f HR		0-0 F4			0-0 4-3	0-0 F3			4 1 0 0 0 0 1										
Willie Mays, R OBP: 0.435, SLG: 0.691 (1, 8) X	0-0 1-H HR		0-0 1B			0-0 1B 2B	0-0 F7			4 2 3 2 0 0 0										
Orlando Cepeda, R OBP: 0.374, SLG: 0.604 (1, 3) X	0-0 F8		0-0 F7			4-0 1B 1B IBB	0-0 F6			3 1 0 0 1 0 1										
Felipe Alou, R OBP: 0.381, SLG: 0.514 (1, 9) S S S	0-3 K			0-0 F8		0-0 1B 1-2 2-H 1B	0-0 6-3			4 1 1 1 0 1 0										
Ed Bailey, L OBP: 0.430, SLG: 0.667 (1, 2) X		0-0 L4-3 1B		0-0 F9		0-0 1-3 2-H 1B WP 1B	0-0 6-3			4 1 2 1 0 0 0										
Jose Pagan, R OBP: 0.337, SLG: 0.439 (1, 6) X		0-0 F9		0-0 CS 1B		4-0 1B 1-2 2-6-2 BB		0-3 K		3 0 1 0 1 1 1										
Manny Mota, R OBP: 0.361, SLG: 0.333 (1, 5) X		0-0 L4-3 1-2		0-0 CS 1-2		0-0 6-3	0-0 1-3 2-H 3-H 1B		0-0 6-3	4 0 1 2 0 0 1										
Billy O'Dell, S OBP: 0.176, SLG: 0.067 (1, 1) S S S			0-3 K		0-0 1-3		0-0 F6		0-0 F6	4 0 0 0 0 1 2										
Inning Stats	R: 2 E: 0 K: 1 S: 7	H: 2 LOB: 0 BB: 0 P: 7	R: 0 E: 0 K: 0 S: 3	H: 1 LOB: 0 BB: 0 P: 3	R: 1 E: 0 K: 1 S: 7	H: 2 LOB: 1 BB: 0 P: 7	R: 0 E: 0 K: 0 S: 3	H: 1 LOB: 0 BB: 0 P: 3	R: 0 E: 0 K: 0 S: 3	H: 0 LOB: 0 BB: 0 P: 3	R: 4 E: 0 K: 0 S: 6	H: 4 LOB: 2 BB: 2 P: 14	R: 0 E: 0 K: 0 S: 3	H: 0 LOB: 0 BB: 0 P: 3	R: 0 E: 0 K: 1 S: 5	H: 0 LOB: 0 BB: 0 P: 5	1B: 7 2B: 2 3B: 0 HR: 2	SF: 0 SAC: 0 DP: 1 HBP: 0	WP: 1 PB: 0 SB: 0 CS: 1	PA: 37
PITCHER	IP WLS BF H R ER SO BB IBB HBP BLK WP HR S P ERA WHIP																			
Bob Buhl, R ERA: 8.78 (1, 1)	5.1 L 24 9 7 7 2 0 0 0 0 0 0 2 27 31 11.81 1.688																			
Barney Schultz, R ERA: 5.6 (6, 1)	2.2 10 1 0 0 0 1 0 0 0 1 0 8 12 0.00 0.750																			
Glen Hobbie, R ERA: 6.46 (9, 1)	1.0 3 0 0 0 0 1 0 0 0 0 0 0 5 5 0.00 0.000																			

San Francisco Giants @ Chicago Cubs
 Wrigley Field, Chicago, IL
 Sun May 06 1962, 3:33 AM CDT
 Att. 14,090 - Sunny - 41 F

livebaseballscorecards.com

AB	34
R	7
H	10
RBI	7
BB	2
SO	3
LOB	6




Batter	1	2	3	4	5	6	7	8	9	AB R H RBI BB SO LOB
Bobby Gene Smith, R OBP: 0.267, SLG: 0.317 (1, 8) X	0-0 5-3 ①		0-0 FC1-5 ② 1-2 2-3f		0-0 F8 ③			0-0 2B 1B		4 1 1 0 0 0 3
Ron Santo, R OBP: 0.284, SLG: 0.392 (1, 5) X	0-0 F5 ②		0-0 F9 ③			0-0 6-3 ①		0-0 1B 2B 1-H		4 1 1 1 0 0 2
Billy Williams, L OBP: 0.395, SLG: 0.618 (1, 7) X	0-0 1-3 ③			0-0 E7 ① 14 SF7 2B		0-3 K ② S S S		0-0 1B 2-H		4 1 2 1 0 1 0
14 Ernie Banks, R OBP: 0.288, SLG: 0.475 (1, 3) X		0-0 F8 ①		0-0 SF7 ① 3-H		0-0 F3 ③		0-0 F3 ③		3 0 0 1 0 0 1
George Altman, L OBP: 0.330, SLG: 0.349 (1, 9) X		0-0 4-3 ②		0-3 K ② S S S		0-0 G6-4-3 1B		0-3 K ① S S S		4 0 1 0 0 2 0
Andre Rodgers, R OBP: 0.323, SLG: 0.400 (1, 6) X		0-0 F9 ③		0-0 F4 ③		0-0 F7 ①		0-0 F9 ②		4 0 0 0 0 0 1
Ken Hubbs, R OBP: 0.269, SLG: 0.317 (1, 4) X			0-0 5-3 ①		0-0 6-3 ①		0-0 G6-4-3 ② 1-2f ③		0-3 K ③ S S S	4 0 0 0 0 1 1
Dick Bertell, R OBP: 0.379, SLG: 0.346 (1, 2) X			0-0 FC1-5 ① 2B		0-0 FC1-6 ① 1B		0-3 K ① S S S			3 0 2 0 0 1 0
Bob Buhl, R (1, 1) Barney Schultz, R (6, 1) Daryl Robertson, R (8, PH) Glen Hobbie, R (9, 1)			1-0 FC1-5 ② HBP		0-0 FC1-6 ② 1-2f		0-3 K ② S S S			1 0 0 0 0 0 1 0 0 0 0 0 0 0 1 0 0 0 0 1 0 0 0 0 0 0 0 0

Inning Stats	R: 0 H: 0 E: 0 K: 0 S: 3	H: 0 LOB: 0 BB: 0 P: 3	R: 0 H: 0 E: 0 K: 0 S: 3	H: 0 LOB: 0 BB: 0 P: 3	R: 0 H: 1 E: 0 K: 0 S: 4	H: 1 LOB: 2 BB: 0 P: 5	R: 1 H: 1 E: 1 K: 1 S: 6	H: 1 LOB: 0 BB: 0 P: 6	R: 0 H: 1 E: 0 K: 0 S: 4	H: 1 LOB: 1 BB: 0 P: 4	R: 0 H: 0 E: 0 K: 1 S: 5	H: 0 LOB: 0 BB: 0 P: 5	R: 0 H: 1 E: 0 K: 0 S: 3	H: 1 LOB: 0 BB: 0 P: 3	R: 2 H: 3 E: 0 K: 2 S: 10	H: 3 LOB: 1 BB: 0 P: 10	R: 0 H: 0 E: 0 K: 2 S: 7	H: 0 LOB: 0 BB: 0 P: 7	1B: 4 2B: 3 3B: 0 HR: 0	SF: 1 SAC: 0 DP: 1 HBP: 1
PITCHER Billy O'Dell, L ERA: 3.91 (1, 1)	IP 9.0 WLS W BF 34 H 7 R 3 ER 2 SO 6 BB 0 IBB 0 HBP 1 BLK 0 WP 0 HR 0 S 45 P 46 ERA 2.00 WHIP 0.778																			PITCHER IP WLS BF H R ER SO BB IBB HBP BLK WP HR S P ERA WHIP

BOTTOM

San Francisco Giants @ Chicago Cubs
Wrigley Field, Chicago, IL
Sun May 06 1962, 3:33 AM CDT
Att. 14,090 - Sunny - 41 F

AB	32
R	3
H	7
RBI	3
BB	0
SO	6
LOB	9



WP: 0 PA: 34
PB: 0
SB: 0
CS: 0

Batter	1	2	3	4	5	6	7	8	9	AB R H RBI BB SO LOB	TOP
Harvey Kuenn, R (1, 7) OBP: 0.459, SLG: 0.508 Tom Haller, L (8, 2) OBP: 0.455, SLG: 0.833	0-0 		4-0 		0-0 		0-0 		0-3 	3 1 1 0 1 0 1 1 0 0 0 0 1 0	
Chuck Hiller, L (1, 4) OBP: 0.342, SLG: 0.342	0-0 		0-0 		0-0 		0-0 		0-0 	5 1 2 0 0 0 1	
Willie Mays, R (1, 8) OBP: 0.429, SLG: 0.670	0-0 		0-0 			4-0 		0-0 		3 0 0 0 1 0 4	
Orlando Cepeda, R (1, 3) OBP: 0.378, SLG: 0.619	0-0 		0-0 			0-0 		0-0 		4 1 2 2 0 0 3	
Felipe Alou, R (1, 9) OBP: 0.385, SLG: 0.523	0-0 		0-0 			0-0 		0-0 		4 1 2 1 0 0 3	
Ed Bailey, L (1, 2) OBP: 0.422, SLG: 0.643 Manny Mota, R (8, PR) OBP: 0.361, SLG: 0.333 (8, 7)	0-3 			0-0 		0-3 		0-0 		4 0 1 1 0 2 3 0 0 0 0 0 0 0	
Jose Pagan, R (1, 6) OBP: 0.324, SLG: 0.422		0-0 		0-3 		0-0 		0-0 		4 0 0 0 0 1 3	
Jim Davenport, R (1, 5) OBP: 0.379, SLG: 0.465		0-3 		0-0 			0-0 	0-0 		4 0 1 0 0 1 2	
Juan Marichal, R (1, 1) OBP: 0.263, SLG: 0.235		0-3 			0-0 		0-0 		0-0 	3 0 0 0 0 1 0	
Inning Stats	R: 2 H: 3 E: 0 LOB: 1 K: 1 BB: 0 S: 8 P: 8	R: 0 H: 0 E: 0 LOB: 0 K: 2 BB: 0 S: 7 P: 7	R: 0 H: 1 E: 0 LOB: 2 K: 0 BB: 1 S: 4 P: 8	R: 0 H: 0 E: 0 LOB: 0 K: 1 BB: 0 S: 5 P: 5	R: 0 H: 0 E: 0 LOB: 0 K: 0 BB: 0 S: 3 P: 3	R: 0 H: 1 E: 0 LOB: 2 K: 1 BB: 1 S: 6 P: 10	R: 0 H: 1 E: 0 LOB: 1 K: 0 BB: 0 S: 4 P: 4	R: 2 H: 3 E: 0 LOB: 2 K: 0 BB: 0 S: 6 P: 6	R: 0 H: 0 E: 0 LOB: 0 K: 1 BB: 0 S: 5 P: 5	1B: 6 SF: 0 2B: 3 SAC: 1 3B: 0 DP: 0 HR: 0 HBP: 0	WP: 0 PA: 38 PB: 0 SB: 0 CS: 0
PITCHER Larry Jackson, R (1, 1) ERA: 3.86 Ed Bauta, R (8, 1) ERA:	IP WLS BF H R ER SO BB IBB HBP BLK WP HR S P ERA WHIP 7.1 L 33 9 4 4 5 2 0 0 0 0 0 0 41 49 4.91 1.500 1.2 5 0 0 0 1 0 0 0 0 1 0 0 7 7 0.00 0.000	PITCHER IP WLS BF H R ER SO BB IBB HBP BLK WP HR S P ERA WHIP									

San Francisco Giants @ St. Louis Cardinals
 Sportsman's Park, St. Louis, MO
 Tue May 08 1962, 8:05 PM EDT
 Att. 14,618 - Unknown - 71 F

AB	35
R	4
H	9
RBI	4
BB	2
SO	6
LOB	20



Batter	1	2	3	4	5	6	7	8	9	AB R H RBI BB SO LOB
Curt Flood, R OBP: 0.356, SLG: 0.520 (1, 8) X	0-0 6-3 ①		0-0 5-3 ②		0-0 SF7 ②③		0-0 F2 ③		0-3 K ③	4 0 0 1 0 1 1
Julian Javier, R OBP: 0.336, SLG: 0.375 (1, 4) X	0-0 6-3 ②		0-0 1-3 ③			0-0 6-3 ①		4-0 FC6-5-4 BLK BB		3 0 0 0 1 0 0
Bill White, L OBP: 0.350, SLG: 0.446 (1, 3) B B B	4-0 BB BB			0-0 F6 ①		0-0 F8 ②		0-0 F7 ①		3 0 0 0 1 0 1
Stan Musial, L OBP: 0.457, SLG: 0.642 (1, 9) B B B	4-0 1-2 BB			0-0 PB 2B		0-0 HR		0-0 F5 ②		3 1 2 1 1 0 1
Ken Boyer, R OBP: 0.391, SLG: 0.588 (1, 5) S S S	0-3 K ③			0-0 F8 ②		0-0 2B		0-0 FC6-5-4 ③		4 0 1 0 0 1 4
Minnie Minoso, R OBP: 0.286, SLG: 0.293 (1, 7) X		0-0 F9 ①		0-0 F2 ③		4-0 BB		0-0 5-3 ①		3 0 0 0 1 0 1
Carl Sawatski, L OBP: 0.447, SLG: 0.656 (1, 2) X		0-0 F3 ②			0-0 G3 ①	0-0 F6 ③		0-0 HR		4 1 1 1 0 0 2
Julio Gotay, R OBP: 0.358, SLG: 0.387 (1, 6) X		0-0 F9 ③			4-0 E S SF7 BB		0-0 F8 ①		0-0 1B	2 1 0 0 1 0 0 1 0 1 0 0 0 0
Doug Clemens, L OBP: 0.391, SLG: 0.316 (9, PH) X					4-0 BB BB		0-0 F8 ②		0-0 F7 ②	2 0 0 0 1 0 0 0 0 0 0 0 0 0 1 0 0 0 0 0 1
Larry Jackson, R OBP: 0.300, SLG: 0.176 (1, 1) X			0-0 F8 ①							
Ed Bauta, R OBP: 0.333, SLG: 0.333 (8, 1) X					1-3 SF7 BB					
Red Schoendienst, S OBP: 0.455, SLG: 0.400 (9, PH) X										

Inning Stats	R: 0 E: 0 K: 1 S: 5	H: 0 LOB: 2 BB: 2 P: 13	R: 0 E: 0 K: 0 S: 3	H: 0 LOB: 0 BB: 0 P: 3	R: 0 E: 0 K: 0 S: 3	H: 0 LOB: 0 BB: 0 P: 3	R: 0 E: 0 K: 0 S: 4	H: 1 LOB: 1 BB: 0 P: 4	R: 1 E: 0 K: 0 S: 2	H: 0 LOB: 1 BB: 2 P: 10	R: 1 E: 0 K: 0 S: 5	H: 2 LOB: 2 BB: 1 P: 9	R: 0 E: 0 K: 0 S: 3	H: 0 LOB: 0 BB: 0 P: 3	R: 0 E: 0 K: 0 S: 3	H: 0 LOB: 1 BB: 1 P: 7	R: 1 E: 0 K: 1 S: 7	H: 2 LOB: 1 BB: 0 P: 7	1B: 1 2B: 2 3B: 0 HR: 2	SF: 1 SAC: 0 DP: 0 HBP: 0
PITCHER Juan Marichal, R ERA: 2.91 (1, 1)	IP: 9.0 WLS: W BF: 37 H: 5 R: 3 ER: 2 SO: 2 BB: 6 IBB: 0 HBP: 0 BLK: 1 WP: 0 HR: 2 S: 35 P: 59 ERA: 2.00 WHIP: 1.222																		WP: 0 PB: 1 SB: 1 CS: 0	PA: 37 ERA WHIP


BOTTOM

San Francisco Giants @ St. Louis Cardinals
Sportsman's Park, St. Louis, MO

Tue May 08 1962, 8:05 PM EDT
Att: 14,618 - Unknown - 71 F

livebaseballscorecards.com

AB	30
R	3
H	5
RBI	3
BB	6
SO	2
LOB	11



Batter	1	2	3	4	5	6	7	8	9	AB R H RBI BB SO LOB	TOP	
Harvey Kuenn, R (1, 7) OBP: 0.436, SLG: 0.478	0-0 4-3		0-0 F7		0-0 4-3			0-0 4-3		4 0 0 0 0 0 2	San Francisco Giants @ St. Louis Cardinals Sportsman's Park, St. Louis, MO Wed May 09 1962, 8:05 PM EDT Att. 12,421 - Unknown - 65 F	
Chuck Hiller, L (1, 4) OBP: 0.339, SLG: 0.339	0-0 1B		0-0 G4-6-3			0-0 G3		0-0 G3		4 0 1 0 0 0 1		
Willie Mays, R (1, 8) OBP: 0.423, SLG: 0.653	0-0 F8			0-3 K		0-0 F9		0-0 1B		4 0 1 0 0 1 1		
Orlando Cepeda, R (1, 3) OBP: 0.374, SLG: 0.633	0-0 F2			0-0 HR		0-3 K		0-3 K		4 1 1 1 0 2 2		
Felipe Alou, R (1, 9) OBP: 0.380, SLG: 0.522		0-0 FC1-5 2B		0-0 F8			0-0 F5		0-0 F9	4 0 1 0 0 0 0		
Tom Haller, L (1, 2) OBP: 0.417, SLG: 0.750 Jim Duffalo, R (4, 1) Mike McCormick, L (5, 1) OBP: 0.500, SLG: 2.000 Bob Nieman, R (9, PH)		0-0 FC1-5 1B		0-3 K					0-0 F8	2 0 0 0 0 1 1 0 0 0 0 0 0 0 1 1 1 1 0 0 0 1 0 0 0 0 0 0		
Jose Pagan, R (1, 6) OBP: 0.321, SLG: 0.415		0-0 G6-4-3 1B			0-0 5-3		0-0 F8		0-0 F6	4 0 1 0 0 0 0		
Jim Davenport, R (1, 5) OBP: 0.388, SLG: 0.506		0-0 G6-4-3			0-0 FC4-6 1B					3 1 2 1 0 0 2		
Jack Sanford, R (1, 1) OBP: 0.188, SLG: 0.200 Ed Bailey, L (4, 2) OBP: 0.413, SLG: 0.625			0-0 G4-6-3 1B			0-0 FC4-6 PB		0-0 4-3		1 0 1 0 0 0 0 2 0 0 0 0 0 1		
Inning Stats	R: 0 H: 1 E: 0 LOB: 1 K: 0 BB: 0 S: 4 P: 4	R: 0 H: 2 E: 0 LOB: 1 K: 0 BB: 0 S: 4 P: 4	R: 0 H: 1 E: 0 LOB: 0 K: 0 BB: 0 S: 3 P: 3	R: 1 H: 1 E: 0 LOB: 0 K: 2 BB: 0 S: 8 P: 8	R: 0 H: 1 E: 0 LOB: 1 K: 0 BB: 0 S: 4 P: 4	R: 0 H: 0 E: 0 LOB: 0 K: 1 BB: 0 S: 5 P: 5	R: 2 H: 2 E: 0 LOB: 0 K: 0 BB: 0 S: 5 P: 5	R: 0 H: 1 E: 0 LOB: 1 K: 1 BB: 0 S: 6 P: 6	R: 0 H: 0 E: 0 LOB: 0 K: 0 BB: 0 S: 3 P: 3	1B: 5 SF: 0 2B: 1 SAC: 0 3B: 0 DP: 2 HR: 3 HBP: 0		WP: 0 PA: 34 PB: 1 SB: 0 CS: 0
PITCHER Curt Simmons, L (1, 1) ERA: 1.6	IP WLS BF H R ER SO BB IBB HBP BLK WP HR S P ERA WHIP											PITCHER IP WLS BF H R ER SO BB IBB HBP BLK WP HR S P ERA WHIP

livebaseballscorecards.com

AB	34
R	3
H	9
RBI	3
BB	0
SO	4
LOB	10



Batter	1	2	3	4	5	6	7	8	9	AB	R	H	RBI	BB	SO	LOB	BOTTOM
Curt Flood, R OBP: 0.367, SLG: 0.544 (1, 8) X	0-0 4-3 3B	0-0 1-3		0-3 K		0-0 WP 2-H 1B		0-0 1B		5	1	3	1	0	1	1	San Francisco Giants @ St. Louis Cardinals Sportsman's Park, St. Louis, MO Wed May 09 1962, 8:05 PM EDT Att: 12,421 - Unknown - 65 F
Julian Javier, R OBP: 0.322, SLG: 0.358 (1, 4) X	0-0 4-3 3-H		0-3 K	0-0 F9		0-0 F7		0-0 F5		5	0	0	1	0	1	3	
Bill White, L OBP: 0.364, SLG: 0.447 (1, 3) X	0-0 4-3		0-0 1B		4-0 G4-3 E 1B BB	4-0 S BB				2	1	1	0	2	0	0	
Stan Musial, L OBP: 0.459, SLG: 0.634 (1, 9) X	0-0 WP BB 1B		0-0 G4-3 1B		0-0 E4 G4-3 1-2	0-0 F9				4	1	2	0	0	0	3	
Ken Boyer, R OBP: 0.386, SLG: 0.570 (1, 5) B B B	4-0 1-2 WP 1B BB		0-0 G4-3		0-0 G4-3 1-2 2-3		0-0 F8			3	1	0	0	1	0	4	
Carl Sawatski, L OBP: 0.476, SLG: 0.750 (1, 2) X	0-0 1B		0-0 HR		0-0 1B		0-0 F9			4	1	3	4	0	0	0	
Jimmie Schaffer, R OBP: 0.500, SLG: 0.500 (8, 2)	1-H 2-H 1B									0	0	0	0	0	0	0	
Minnie Minoso, R OBP: 0.269, SLG: 0.274 (1, 7) S S	0-3 K		0-0 F7		0-0 F8		0-3 K			4	0	0	0	0	2	2	
Julio Gotay, R OBP: 0.365, SLG: 0.392 (1, 6) X		0-0 F8		0-0 S 2B 1B		0-0 SH1-4 1B		0-0 5-3		4	2	2	0	0	0	0	
Curt Simmons, L OBP: 0.474, SLG: 0.438 (1, 1) X		0-0 5-3		0-0 1-H 2B		0-0 SH1-4		0-0 4-3		3	0	1	1	0	0	0	
Inning Stats	R: 3 E: 0 K: 1 S: 8	H: 3 LOB: 1 BB: 1 P: 12	R: 0 E: 0 K: 0 S: 3	H: 0 LOB: 0 BB: 0 P: 3	R: 0 E: 0 K: 1 S: 6	H: 2 LOB: 1 BB: 0 P: 6	R: 2 E: 0 K: 1 S: 8	H: 3 LOB: 1 BB: 0 P: 8	R: 1 E: 1 K: 0 S: 4	H: 1 LOB: 1 BB: 1 P: 8	R: 1 E: 0 K: 0 S: 5	H: 2 LOB: 2 BB: 1 P: 9	R: 0 E: 0 K: 1 S: 5	H: 0 LOB: 0 BB: 0 P: 5	R: 0 E: 0 K: 0 S: 4	H: 1 LOB: 1 BB: 0 P: 4	1B: 9 2B: 1 3B: 1 HR: 1 SF: 0 SAC: 1 DP: 2 HBP: 0 WP: 3 PB: 0 SB: 2 CS: 0 PA: 38 ERA WHIP
PITCHER	IP WLS L	BF H R	ER SO	BB IBB HBP BLK	WP HR S P	ERA WHIP	PITCHER	IP WLS L	BF H R	ER SO	BB IBB HBP BLK	WP HR S P	ERA WHIP				
Jack Sanford, R ERA: 4.58 (1, 1)	3.1	17	5	1	0	13.50											
Jim Duffalo, R ERA: 2.51 (4, 1)	0.2	3	0	0	0	0.00											
Mike McCormick, L ERA: 8.53 (5, 1)	4.0	18	2	2	1	2.25											

livebaseballscorecards.com

AB 34
R 7
H 12
RBI 7
BB 3
SO 4
LOB 13



Batter	1	2	3	4	5	6	7	8	9	AB R H RBI BB SO LOB	TOP														
Chuck Hiller, L (1, 4) OBP: 0.349, SLG: 0.345	0-0 F7		0-0 1-6-3		1-0 HR HBP		0-0 S BB 1B		0-0 1-2 2-H 1B	4 1 2 1 0 0 1															
Willie Mays, R (1, 8) OBP: 0.414, SLG: 0.629	0-0 F8			0-0 F3	0-0 F4		4-0 1-2 BB		0-0 F9	4 0 0 0 1 0 4															
Willie McCovey, L (1, 9) OBP: 0.529, SLG: 1.000 Manny Mota, R (7, PH) OBP: 0.342, SLG: 0.314	0-0 3-1			0-0 2B 1B	0-0 1-H 2-H HR		0-3 2-3 K		0-0 2-3f G5-3	3 2 2 3 0 0 0 2 0 0 0 0 1 4															
Orlando Cepeda, R (1, 3) OBP: 0.378, SLG: 0.637		0-0 G4-6-3 1B		0-0 1-3 2B	0-0 1-3		0-0 F7			4 1 2 0 0 0 2															
Felipe Alou, R (1, 7) OBP: 0.376, SLG: 0.521		0-3 K		0-0 4-3 2B		0-0 6-3		0-3 K		4 0 1 2 0 2 1															
Ed Bailey, L (1, 2) OBP: 0.406, SLG: 0.600		0-0 G4-6-3		0-0 4-3		4-0 S BB		0-3 K		3 0 0 0 1 1 2															
Jose Pagan, R (1, 6) OBP: 0.319, SLG: 0.409			0-0 F8	0-0 6-3		0-3 1-2 K		0-0 CS 1B		4 0 1 0 0 1 2															
Jim Davenport, R (1, 5) OBP: 0.382, SLG: 0.500			4-0 SH5-4 BB		0-0 F9	0-0 F8		0-0 1-2 CS	0-0 1B 1B	3 1 1 0 1 0 1															
Billy O'Dell, S (1, 1) OBP: 0.250, SLG: 0.167			0-0 SH5-4		0-0 E7 HR 1B		0-3 K		0-0 G5-3 1B 1B	3 1 2 0 0 1 0															
Inning Stats	R: 0 E: 0 K: 0 S: 3	H: 0 LOB: 0 BB: 0 P: 3	R: 0 E: 0 K: 1 S: 5	H: 1 LOB: 0 BB: 0 P: 5	R: 0 E: 0 K: 0 S: 3	H: 0 LOB: 1 BB: 1 P: 7	R: 2 E: 0 K: 0 S: 6	H: 3 LOB: 1 BB: 0 P: 6	R: 3 E: 1 K: 0 S: 5	H: 2 LOB: 0 BB: 0 P: 6	R: 0 E: 0 K: 1 S: 5	H: 0 LOB: 1 BB: 1 P: 9	R: 0 E: 0 K: 2 S: 8	H: 1 LOB: 2 BB: 1 P: 12	R: 0 E: 0 K: 2 S: 7	H: 1 LOB: 0 BB: 0 P: 7	R: 1 E: 0 K: 0 S: 5	H: 3 LOB: 1 BB: 0 P: 5	1B: 8 2B: 2 3B: 0 HR: 1	SF: 0 SAC: 1 DP: 2 HBP: 1	WP: 0 PB: 0 SB: 2 CS: 1	PA: 40			
PITCHER	IP	WLS	BF	H	R	ER	SO	BB	IBB	HBP	BLK	WP	HR	S	P	ERA	WHIP								
Bob Gibson, R (1, 1) ERA: 4.02	4.2	L	21	6	5	5	1	1	0	1	0	0	1	21	26	9.64	1.500								
Ray Washburn, R (5, 1) ERA: 4.46	1.1		5	0	0	0	1	1	0	0	0	0	0	6	10	0.00	0.750								
Bobby Shantz, L (7, 1) ERA: 1.19	2.0		8	2	0	0	4	1	0	0	0	0	0	15	19	0.00	1.500								
Lindy McDaniel, R (9, 1) ERA: 2.04	1.0		5	3	1	1	0	0	0	0	0	0	0	5	5	9.00	3.000								

San Francisco Giants @ St. Louis Cardinals
Sportsman's Park, St. Louis, MO

Thu May 10 1962, 8:05 PM EDT
Att. 15,567 - Unknown - 85 F

livebaseballscorecards.com

AB	34
R	6
H	11
RBI	6
BB	3
SO	6
LOB	17



Batter	1	2	3	4	5	6	7	8	9	AB	R	H	RBI	BB	SO	LOB
Curt Flood, R OBP: 0.372, SLG: 0.538 (1, 8)	0-0 E4 G4-6-3		0-3 K			0-0 FC4 1-2 1B		4-0 BB		3	0	1	0	1	1	1
Julian Javier, R OBP: 0.312, SLG: 0.345 (1, 4)	0-0 G4-6-3 1-2f		0-0 5-3			0-0 F4		0-0 F8		4	0	0	0	0	0	5
Ken Boyer, R OBP: 0.381, SLG: 0.558 (1, 5)	0-0 S 1B				0-0 F9		0-0 FC4 1-2f 2-3		0-3 K	4	0	1	0	0	1	2
Stan Musial, L OBP: 0.438, SLG: 0.600 (1, 9)	0-3 K 1-2				0-0 F3		0-0 5-3		0-0	4	0	0	0	0	1	3
Gene Oliver, R OBP: 0.343, SLG: 0.492 (1, 2)					0-0 F8				0-0 F7	3	0	0	0	0	0	0
Minnie Minoso, R OBP: 0.257, SLG: 0.262 (1, 7)					0-0 F4		0-0 F7		0-0 F9	3	0	0	0	0	0	0
Bill White, L OBP: 0.355, SLG: 0.434 (1, 3)					0-3 K		0-0 F8		0-0 4-3	3	0	0	0	0	1	0
Julio Gotay, R OBP: 0.352, SLG: 0.378 (1, 6)					0-3 K		0-0 F8		0-3 K	3	0	0	0	0	2	0
Bob Gibson, R OBP: 0.273, SLG: 0.200 (5, 1) Ray Washburn, R OBP: 0.287, SLG: 0.214 (6, PH) Charlie James, R OBP: 0.300, SLG: 0.316 (7, 1) Red Schoendienst, S OBP: 0.417, SLG: 0.364 (8, PH) Lindy McDaniel, R (9, 1)					0-0 1B				0-3 K2-3	1	0	1	0	0	0	0

Inning Stats	R: 0	H: 1	E: 1	LOB: 1	K: 1	BB: 0	S: 6	P: 6	R: 0	H: 0	E: 0	LOB: 0	K: 1	BB: 0	S: 5	P: 5	R: 0	H: 1	E: 0	LOB: 1	K: 2	BB: 0	S: 8	P: 8	R: 0	H: 0	E: 0	LOB: 0	K: 0	BB: 0	S: 3	P: 3	R: 0	H: 2	E: 0	LOB: 2	K: 0	BB: 0	S: 5	P: 5	R: 0	H: 0	E: 0	LOB: 0	K: 0	BB: 0	S: 3	P: 3	R: 0	H: 0	E: 0	LOB: 1	K: 2	BB: 1	S: 7	P: 11	R: 0	H: 0	E: 0	LOB: 0	K: 1	BB: 0	S: 4	P: 4	1B: 4	SF: 0	2B: 0	SAC: 0	3B: 0	DP: 1	HR: 0	HBP: 0	WP: 0	PA: 31	PB: 0	SB: 1	CS: 0	ERA	WHIP
PITCHER Billy O'Dell, L ERA: 3.29 (1, 1)	IP: 8.2	WLS: W	BF: 31	H: 4	R: 0	ER: 0	SO: 7	BB: 1	IBB: 0	HBP: 0	BLK: 0	WP: 0	HR: 0	S: 44	P: 48	ERA: 0.00	WHIP: 0.577																																																														


BOTTOM

San Francisco Giants @ St. Louis Cardinals
Sportsman's Park, St. Louis, MO

Thu May 10 1962, 8:05 PM EDT
Att: 15,567 - Unknown - 85 F

livebaseballscorecards.com

AB	30
R	0
H	4
RBI	0
BB	1
SO	7
LOB	11



Batter	1	2	3	4	5	6	7	8	9	AB R H RBI BB SO LOB	TOP
Chuck Hiller, L (1, 4) <small>OBP: 0.346, SLG: 0.341</small>	0-0 F8	0-0 F6			0-0 G4-6-3		0-0 1B			4 0 1 0 0 0 2	San Francisco Giants @ Houston Colt 45's Colt Stadium, Houston, TX Fri May 11 1962, 8:05 PM EDT Att. 19,003 - Unknown - 76 F
Willie Mays, R (1, 8) <small>OBP: 0.417, SLG: 0.630</small>	4-0 1B BB		0-3 K		0-0 2B		0-0 F8		3 0 1 0 1 1 1		
Willie McCovey, L (1, 7) <small>OBP: 0.476, SLG: 0.833</small>	0-0 1B		0-3 K		0-0 4-3		0-0 1-3		4 0 1 0 0 1 1		
Orlando Cepeda, R (1, 3) <small>OBP: 0.366, SLG: 0.615</small>	0-3 K		0-0 6-3		0-3 K		0-3 K		4 0 0 0 0 3 2		
Felipe Alou, R (1, 9) <small>OBP: 0.380, SLG: 0.517</small>	4-0 BB			0-0 1B	0-3 K		0-0 6-3		3 0 1 0 1 1 0		
Tom Haller, L (1, 2) <small>OBP: 0.393, SLG: 0.652</small>	0-0 P5		0-3 K		4-0 BB		0-0 F6		3 0 0 0 1 1 4		
Jose Pagan, R (1, 6) <small>OBP: 0.308, SLG: 0.395</small>		0-0 6-3		0-0 5-3	0-0 F8		0-0 F4		4 0 0 0 0 0 2		
Jim Davenport, R (1, 5) <small>OBP: 0.387, SLG: 0.490</small>		0-0 1B	0-3 K		0-0 F8		0-0 F9		4 0 1 0 0 1 1		
Gaylord Perry, R (1, 1) Don Larsen, R (2, 1) Mike McCormick, L (7, PH)	0-0 SH1-4	0-0 SH1-4		0-0 1B		0-3 K				0 0 0 0 0 0 0	
Inning Stats	R: 0 H: 1 E: 0 LOB: 3 K: 1 BB: 2 S: 6 P: 14	R: 0 H: 1 E: 0 LOB: 1 K: 0 BB: 0 S: 4 P: 4	R: 0 H: 0 E: 0 LOB: 0 K: 2 BB: 0 S: 7 P: 7	R: 0 H: 1 E: 0 LOB: 1 K: 2 BB: 0 S: 8 P: 8	R: 0 H: 2 E: 0 LOB: 1 K: 0 BB: 0 S: 4 P: 4	R: 0 H: 0 E: 0 LOB: 1 K: 2 BB: 1 S: 7 P: 11	R: 0 H: 1 E: 0 LOB: 1 K: 1 BB: 0 S: 6 P: 6	R: 0 H: 0 E: 0 LOB: 0 K: 1 BB: 0 S: 5 P: 5	R: 0 H: 0 E: 0 LOB: 0 K: 0 BB: 0 S: 3 P: 3	1B: 5 SF: 0 2B: 1 SAC: 1 3B: 0 DP: 1 HR: 0 HBP: 0	WP: 0 PA: 35 PB: 0 SB: 2 CS: 0
PITCHER Turk Farrell, R (1, 1) <small>ERA: 1.22</small>	IP: 9.0 WLS: W BF: 35 H: 6 R: 0 ER: 0 SO: 9 BB: 3 IBB: 0 HBP: 0 BLK: 0 WP: 0 HR: 0 S: 50 P: 62 ERA: 0.00 WHIP: 1.000					PITCHER					ERA: 1.22 WHIP: 1.000



Batter	1	2	3	4	5	6	7	8	9	AB	R	H	RBI	BB	SO	LOB
Bob Lillis, R (1, 6) OBP: 0.225, SLG: 0.203	0-0 G3		0-3 K2-3		0-0 F6		0-0 SF7			3	0	0	1	0	1	0
Joey Amalfitano, R (1, 4) OBP: 0.266, SLG: 0.212	0-0 F8		0-0 F9		0-0 1-3		0-0 F2			4	0	0	0	0	0	0
Roman Mejias, R (1, 9) OBP: 0.307, SLG: 0.549	0-0 G3		0-0 F6			0-3 K		0-0 E6		4	0	0	0	0	1	0
Norm Larker, L (1, 7) OBP: 0.372, SLG: 0.500		4-0 BB 2B BB		0-0 F9		0-3 K		0-0 FC1-6		2	1	0	0	1	1	0
Jim Pendleton, R (7, 7) OBP: 0.292, SLG: 0.451										1	0	0	0	0	0	1
Pidge Browne, L (1, 3) OBP: 0.341, SLG: 0.436		4-0 BB BB 2B BB		0-3 K		0-0 FC6-4 1B		0-0 F8		3	1	1	0	1	1	1
Carl Warwick, R (1, 8) OBP: 0.349, SLG: 0.487					0-3 K		0-0 FC6-4		0-3 K	4	1	1	2	0	2	2
Merritt Ranew, L (1, 2) OBP: 0.327, SLG: 0.596		0-0 4-3							4-0 E S 2B BB	2	2	1	1	1	0	1
Bob Aspromonte, R (1, 5) OBP: 0.342, SLG: 0.380									0-0 F8	3	1	2	2	0	0	0
Turk Farrell, R (1, 1) OBP: 0.182, SLG: 0.455		0-0 B1-4-6 1B							0-0 F8	3	1	1	1	0	0	2

Inning Stats	R: 0	H: 0	E: 0	K: 0	S: 3	R: 3	H: 2	E: 0	K: 0	S: 4	R: 0	H: 0	E: 0	K: 1	S: 5	R: 0	H: 0	E: 0	K: 2	S: 7	R: 2	H: 2	E: 0	K: 0	S: 5	R: 0	H: 1	E: 0	K: 2	S: 8	R: 2	H: 1	E: 0	K: 0	S: 4	R: 0	H: 0	E: 1	K: 1	S: 6
	LOB: 0	BB: 0	P: 3	ER: 3	LOB: 0	BB: 2	P: 12	LOB: 0	BB: 0	P: 5	LOB: 0	BB: 0	P: 7	LOB: 0	BB: 0	LOB: 1	BB: 0	P: 8	LOB: 0	BB: 1	P: 6	LOB: 1	BB: 0	P: 6	1B: 2	SF: 1	2B: 2	SAC: 0	3B: 0	DP: 1	HR: 2	HBP: 0								

PITCHER	IP	WLS	BF	H	R	ER	SO	BB	IBB	HBP	BLK	WP	HR	S	P	ERA	WHIP
Gaylord Perry, R (1, 1) ERA: 6.0	1.1	L	8	2	3	3	0	2	0	0	0	0	0	6	14	20.25	3.000
Don Larsen, R (2, 1) ERA: 3.79	4.2		16	3	2	2	5	0	0	0	0	0	2	26	26	3.86	0.643
Mike McCormick, L (7, 1) ERA: 8.64	2.0		9	1	2	2	1	1	0	0	0	0	0	10	14	9.00	1.000

BOTTOM

San Francisco Giants @ Houston Colt 45's
 Colt Stadium, Houston, TX
 Fri May 11 1962, 8:05 PM EDT
 Att: 19,003 - Unknown - 76 F

livebaseballscorecards.com

AB	29
R	7
H	6
RBI	7
BB	3
SO	6
LOB	7



WP	HR	S	P	ERA	WHIP
0	0	0	0	0	0

Batter	1	2	3	4	5	6	7	8	9	AB	R	H	RBI	BB	SO	LOB	TOP										
Manny Mota, R OBP: 0.302, SLG: 0.275 (1, 7) (6, 8)	0-0 1-3	0-0 6-3		0-0 E4 1B	0-0 6-3			0-0 4-3		5	1	0	0	0	0	1											
Chuck Hiller, L OBP: 0.348, SLG: 0.339 (1, 4)	0-0 F3	4-0 PB BB		0-0 1B 1-2 1B			0-0 1-3	0-0 G3		4	1	1	0	1	0	0											
Willie Mays, R OBP: 0.404, SLG: 0.607 Willie McCovey, L OBP: 0.500, SLG: 0.842 (1, 8) (6, 7)	0-0 F9	0-0 6-3		0-0 F7			0-0 F7	0-0 1B 1B		4	0	0	0	0	0	4											
Orlando Cepeda, R OBP: 0.375, SLG: 0.612 (1, 3)		4-0 BB 1B BB		0-0 5-3			0-0 F9	0-0 1B 1-2 1B		4	2	2	1	1	0	0											
Felipe Alou, R OBP: 0.388, SLG: 0.520 (1, 9)		0-0 1B 1-2 1B		0-0 K			0-0 1B 1-3 HR	0-0 2B G3 1B		5	3	3	1	0	1	2											
Jim Davenport, R OBP: 0.387, SLG: 0.510 (1, 5)		4-0 1B 1-2 2-3 E BB		0-0 E3			0-0 2B 3-H HR	0-0 F8		4	2	1	3	1	0	1											
Jose Pagan, R OBP: 0.312, SLG: 0.403 (1, 6)		0-0 E 1-2 2-H 3-H 1B		0-3 K			0-0 5-3	0-0 1-3 2B		5	1	2	2	0	1	1											
Ed Bailey, L OBP: 0.396, SLG: 0.575 (1, 2)		0-3 K		0-0 E8 1B			0-0 F8	0-0 G3		5	1	1	1	0	1	3											
Juan Marichal, R OBP: 0.304, SLG: 0.286 (1, 1)		0-0 E2 PB 1B		0-0 1B			0-0 4-3	0-3 K		4	0	2	1	0	1	1											
Inning Stats	R: 0 E: 0 K: 0 S: 3	H: 0 LOB: 0 BB: 0 P: 3	R: 4 E: 1 K: 1 S: 8	H: 3 LOB: 2 BB: 3 P: 20	R: 0 E: 1 K: 2 S: 8	H: 0 LOB: 1 BB: 0 P: 8	R: 6 E: 2 K: 0 S: 9	H: 6 LOB: 0 BB: 0 P: 9	R: 0 E: 0 K: 0 S: 3	H: 0 LOB: 0 BB: 0 P: 3	R: 1 E: 0 K: 1 S: 7	H: 2 LOB: 1 BB: 0 P: 7	R: 0 E: 0 K: 0 S: 5	H: 2 LOB: 2 BB: 0 P: 5	R: 0 E: 0 K: 0 S: 3	H: 0 LOB: 0 BB: 0 P: 3	1B: 11 2B: 1 3B: 0 HR: 1	SF: 0 SAC: 0 DP: 0 HBP: 0	WP: 0 PB: 1 SB: 0 CS: 0	PA: 44							
PITCHER	IP	WLS	BF	H	R	ER	SO	BB	IBB	HBP	BLK	WP	HR	S	P	ERA	WHIP										
Hal Woodeshick, L ERA: 2.82 (1, 1)	1.2	L	11	3	4	2	1	3	0	0	0	0	0	10	22	10.80	3.600										
Jim Golden, R ERA: 2.25 (2, 1)	3.1		17	6	6	1	2	0	0	0	0	0	1	21	21	2.70	1.800										
John Anderson, R ERA: 2.16 (6, 1)	2.0		8	2	1	1	1	0	0	0	0	0	0	10	10	4.50	1.000										
Don McMahon, R ERA: 3.0 (8, 1)	2.0		8	2	0	0	0	0	0	0	0	0	0	8	8	0.00	1.000										

San Francisco Giants @ Houston Colt 45's
Colt Stadium, Houston, TX
Sat May 12 1962, 8:05 PM EDT
Att. 26,311 - Unknown - 77 F

livebaseballscorecards.com

AB	41
R	11
H	13
RBI	9
BB	3
SO	4
LOB	13



Batter	1	2	3	4	5	6	7	8	9	AB	R	H	RBI	BB	SO	LOB	BOTTOM																			
Bob Lillis, R OBP: 0.226, SLG: 0.205 (1, 6) (7, 4)	0-3 K		0-0 FC6-4			0-0 1-3 1B		0-0 F4		4	0	1	0	0	1	1	San Francisco Giants @ Houston Colt 45's Colt Stadium, Houston, TX Sat May 12 1962, 8:05 PM EDT Att. 26,311 - Unknown - 77 F																			
Joey Amalfitano, R OBP: 0.260, SLG: 0.207 Don Buddin, R OBP: 0.381, SLG: 0.258 (1, 4) (7, 6)	0-0 F5			0-0 F6		0-0 F6		4-0 FC8-8 BB		3	0	0	0	0	0	1																				
Roman Mejias, R OBP: 0.305, SLG: 0.538 Jim Busby, R (1, 9) (9, 9)	0-3 K			0-0 1B		0-0 1-3		0-0 FC8-6 1-2f		4	0	1	0	0	1	2																				
Norm Larker, L OBP: 0.366, SLG: 0.478 (1, 7)		0-0 4-3		0-0 F9		4-0 BB		0-0 F4		3	0	0	0	1	0	2																				
Pidge Browne, L OBP: 0.313, SLG: 0.395 (1, 3)		0-0 F7		0-0 3-1		0-0 4-3			0-0 F5	4	0	0	0	0	0	3																				
Carl Warwick, R OBP: 0.319, SLG: 0.442 (1, 8)		0-0 F8			0-0 F6		0-0 4-3		0-0 F7	4	0	0	0	0	0	0																				
Merritt Ranew, L OBP: 0.305, SLG: 0.554 (1, 2)			0-3 K		0-0 F7		0-3 K		0-0 F7	4	0	0	0	0	2	0																				
Bob Aspromonte, R OBP: 0.359, SLG: 0.392 (1, 5)			0-0 FC6-4 1B		0-0 1B		4-0 BB			2	0	2	0	1	0	0																				
Hal Woodeshick, R Jim Golden, L Hal Smith, R John Anderson, R Johnny Weekly, R Don McMahon, R (1, 1) (2, 1) (5, PH) (6, 1) (7, PH) (8, 1)			0-0 F8		0-0 P3		0-0 F8			0	0	0	0	0	0	0																				
Inning Stats	R: 0 E: 0 K: 2 S: 7	H: 0 LOB: 0 BB: 0 P: 7	R: 0 E: 0 K: 0 S: 3	H: 0 LOB: 0 BB: 0 P: 3	R: 0 E: 0 K: 1 S: 6	H: 1 LOB: 1 BB: 0 P: 6	R: 0 E: 0 K: 0 S: 4	H: 1 LOB: 1 BB: 0 P: 4	R: 0 E: 0 K: 0 S: 4	H: 1 LOB: 2 BB: 1 P: 8	R: 0 E: 0 K: 1 S: 5	H: 0 LOB: 1 BB: 1 P: 9	R: 0 E: 0 K: 0 S: 3	H: 0 LOB: 1 BB: 1 P: 7	R: 0 E: 0 K: 0 S: 3	H: 0 LOB: 0 BB: 0 P: 3	1B: 4 2B: 0 3B: 0 HR: 0	SF: 0 SAC: 0 DP: 0 HBP: 0	WP: 0 PB: 0 SB: 0 CS: 0	PA: 34																
PITCHER Juan Marichal, R ERA: 2.51 (1, 1)	IP 9.0	WLS W	BF 34	H 4	R 0	ER 0	SO 4	BB 3	IBB 0	HBP 0	BLK 0	WP 0	HR 0	S 39	P 51	ERA 0.00	WHIP 0.778	PITCHER		IP 9.0	WLS W	BF 34	H 4	R 0	ER 0	SO 4	BB 3	IBB 0	HBP 0	BLK 0	WP 0	HR 0	S 39	P 51	ERA 0.00	WHIP 0.778

livebaseballscorecards.com

AB	31
R	0
H	4
RBI	0
BB	3
SO	4
LOB	12



Batter	1	2	3	4	5	6	7	8	9	AB R H RBI BB SO LOB	TOP
Chuck Hiller, L (1, 4) <small>OBP: 0.350, SLG: 0.341</small>	0-0 			0-0 	0-0 		0-0 		0-0 	5 1 2 0 0 0 3	
Willie Mays, R (1, 8) <small>OBP: 0.390, SLG: 0.581</small>	0-0 			0-0 		0-3 	0-0 		0-3 	5 0 0 0 0 2 3	
Willie McCovey, L (1, 7) Manny Mota, R (7, 7) <small>OBP: 0.500, SLG: 0.773</small> <small>OBP: 0.295, SLG: 0.268</small>	0-0 			0-0 		4-0 	0-0 		0-0 	3 1 1 0 1 0 2 1 0 0 0 0 0 1	
Orlando Cepeda, R (1, 3) <small>OBP: 0.383, SLG: 0.627</small>			0-0 	0-0 		0-0 		0-0 	0-0 	5 2 3 1 0 0 1	
Felipe Alou, R (1, 9) <small>OBP: 0.381, SLG: 0.504</small>			0-0 		4-0 	0-3 		0-3 	0-0 	4 1 0 0 1 2 4	
Jim Davenport, R (1, 5) <small>OBP: 0.400, SLG: 0.529</small>			0-3 		0-0 	0-0 		0-0 		4 1 3 2 0 1 0	
Jose Pagan, R (1, 6) <small>OBP: 0.318, SLG: 0.431</small>			0-3 		0-0 	0-0 		0-0 		4 1 2 2 0 1 2	
Tom Haller, L (1, 2) <small>OBP: 0.375, SLG: 0.593</small>			0-0 		0-0 	0-0 		0-0 		4 0 1 1 0 0 2	
Jack Sanford, R (1, 1) <small>OBP: 0.200, SLG: 0.211</small>			0-3 		0-3 		0-0 	0-0 		4 0 1 0 0 2 4	
Inning Stats	R: 0 H: 1 E: 0 LOB: 0 K: 0 BB: 0 S: 3 P: 3	R: 0 H: 0 E: 0 LOB: 0 K: 1 BB: 0 S: 5 P: 5	R: 0 H: 0 E: 0 LOB: 0 K: 2 BB: 0 S: 7 P: 7	R: 0 H: 1 E: 0 LOB: 1 K: 0 BB: 0 S: 4 P: 4	R: 1 H: 2 E: 0 LOB: 2 K: 1 BB: 1 S: 7 P: 11	R: 4 H: 3 E: 0 LOB: 0 K: 2 BB: 1 S: 10 P: 14	R: 0 H: 1 E: 0 LOB: 1 K: 0 BB: 0 S: 4 P: 4	R: 1 H: 3 E: 0 LOB: 2 K: 1 BB: 0 S: 8 P: 8	R: 1 H: 2 E: 0 LOB: 1 K: 1 BB: 0 S: 7 P: 7	1B: 9 SF: 0 2B: 3 SAC: 0 3B: 0 DP: 1 HR: 1 HBP: 0	WP: 2 PA: 41 PB: 0 SB: 1 CS: 0
PITCHER Ken Johnson, R (1, 1) <small>ERA: 4.15</small> Dave Giusti, R (7, 1) <small>ERA: 6.75</small>	IP WLS BF H R ER SO BB IBB HBP BLK WP HR S P ERA WHIP 6.0 L 26 7 5 5 6 2 0 0 0 0 1 1 36 44 7.50 1.500 3.0 15 6 2 2 2 0 0 0 0 1 0 19 19 6.00 2.000										

San Francisco Giants @ Houston Colt 45's
 Colt Stadium, Houston, TX
 Sun May 13 1962, 4:33 AM EDT
 Att. 19,879 - Unknown - 86 F

AB	39
R	7
H	13
RBI	6
BB	2
SO	8
LOB	22



Batter	1	2	3	4	5	6	7	8	9	AB R H RBI BB SO LOB
--------	---	---	---	---	---	---	---	---	---	----------------------

Bob Lillis, R (1, 6) <small>OBP: 0.241, SLG: 0.213</small> Al Spangler, L (9, PH) <small>OBP: 0.314, SLG: 0.295</small>	0-0 L6-3 1B			4-0 FC1-6 BB		0-0 1-3			4-0 1B BB	2 0 1 0 1 0 1 0 0 0 0 1 0 0
Joey Amalfitano, R (1, 4) <small>OBP: 0.254, SLG: 0.202</small> Pidge Browne, L (9, PH) <small>OBP: 0.327, SLG: 0.409</small>	0-0 F3			0-0 FC1-6 G5-4-3 1-2f		0-0 F7			0-0 1-3 2B 1B	3 0 0 0 0 0 2 1 1 1 0 0 0 0
Roman Mejias, R (1, 9) <small>OBP: 0.303, SLG: 0.537</small>	0-0 L6-3 1-2			0-0 G5-4-3 1-2f		0-0 6-3			0-0 1-H 1B 2B	4 1 1 1 0 0 2
Norm Larker, L (1, 3) <small>OBP: 0.360, SLG: 0.465</small>		0-0 F8			0-0 F3		0-0 3-1		0-0 2-H 1B	4 0 1 1 0 0 0
Jim Pendleton, R (1, 7) <small>OBP: 0.290, SLG: 0.442</small>		0-0 4-3			0-3 K			0-0 BB 1B	0-0 4-3	4 0 1 0 0 1 1
Carl Warwick, R (1, 8) <small>OBP: 0.320, SLG: 0.422</small>		0-0 F8			0-3 K			4-0 1-2 BB		2 0 0 0 1 1 0
Hal Smith, R (1, 2) <small>OBP: 0.282, SLG: 0.418</small>			0-0 5-3		0-0 5-3			0-0 F7		3 0 0 0 0 0 2
Bob Aspromonte, R (1, 5) <small>OBP: 0.350, SLG: 0.381</small>			0-0 F8		0-0 5-3			0-0 G6-4-3 1-2f		3 0 0 0 0 0 2
Ken Johnson, R (1, 1) Johnny Weekly, R (6, PH) <small>OBP: 0.364, SLG: 0.462</small> Dave Giusti, R (7, 1) <small>OBP: 0.500, SLG: 0.429</small> Merritt Ranew, L (9, PH) <small>OBP: 0.300, SLG: 0.544</small>			0-0 6-3		0-0 1B			0-0 4-3		1 0 0 0 0 0 0 1 0 1 0 0 0 0 0 0 0 0 0 0 0 1 0 0 0 0 0 0

Inning Stats	R: 0 E: 0 K: 0 S: 3	H: 1 LOB: 0 BB: 0 P: 3	R: 0 E: 0 K: 0 S: 3	H: 0 LOB: 0 BB: 0 P: 3	R: 0 E: 0 K: 0 S: 3	H: 0 LOB: 0 BB: 0 P: 3	R: 0 E: 0 K: 0 S: 2	H: 0 LOB: 0 BB: 1 P: 6	R: 0 E: 0 K: 2 S: 7	H: 0 LOB: 0 BB: 0 P: 7	R: 0 E: 0 K: 0 S: 4	H: 1 LOB: 1 BB: 0 P: 4	R: 0 E: 0 K: 0 S: 3	H: 0 LOB: 0 BB: 0 P: 3	R: 0 E: 0 K: 0 S: 3	H: 1 LOB: 1 BB: 1 P: 7	R: 2 E: 0 K: 0 S: 5	H: 3 LOB: 1 BB: 1 P: 9	1B: 5 2B: 2 3B: 0 HR: 0	SF: 0 SAC: 0 DP: 3 HBP: 0	WP: 0 PB: 0 SB: 0 CS: 0	PA: 32
--------------	------------------------------	---------------------------------	------------------------------	---------------------------------	------------------------------	---------------------------------	------------------------------	---------------------------------	------------------------------	---------------------------------	------------------------------	---------------------------------	------------------------------	---------------------------------	------------------------------	---------------------------------	------------------------------	---------------------------------	----------------------------------	------------------------------------	----------------------------------	--------

PITCHER	IP	WLS	BF	H	R	ER	SO	BB	IBB	HBP	BLK	WP	HR	S	P	ERA	WHIP	PITCHER	IP	WLS	BF	H	R	ER	SO	BB	IBB	HBP	BLK	WP	HR	S	P	ERA	WHIP		
Jack Sanford, R (1, 1) <small>ERA: 4.1</small>	9.0	W	32	6	2	2	2	3	0	0	0	0	0	33	45	2.00	1.000																				


BOTTOM

San Francisco Giants @ Houston Colt 45's
 Colt Stadium, Houston, TX
 Sun May 13 1962, 4:33 AM EDT
 Att: 19,879 - Unknown - 86 F

livebaseballscores.com

AB	29
R	2
H	6
RBI	2
BB	3
SO	2
LOB	10



Batter	1	2	3	4	5	6	7	8	9	AB R H RBI BB SO LOB	TOP											
Curt Flood, R (1, 8) OBP: 0.341, SLG: 0.480	0-0 G6-4-3 1B			0-0 F7	0-0 1-H 2B		0-0 5-3		0-3 K	5 0 2 1 0 1 0												
Doug Clemens, L (1, 9) OBP: 0.395, SLG: 0.353	0-0 G6-4-3 1-2f			0-0 4-3	0-0 F6			0-0 1B 1B	0-0 4-3	5 1 1 0 0 0 2												
Ken Boyer, R (1, 5) OBP: 0.384, SLG: 0.529	0-0 F3			0-0 BB 1B		0-0 FC4-6 1B 1B		0-0 BB 1B 1-2		4 0 3 0 0 0 0												
Gene Oliver, R (1, 2) OBP: 0.393, SLG: 0.500		0-0 L4-3 1B		4-0 1-2 BB		0-0 1-2 FC4-6 1B		0-0 1-2 2-H BB 1B		3 0 3 1 1 0 0												
Charlie James, R (1, 7) OBP: 0.323, SLG: 0.400 Carl Sawatski, L (8, PH) OBP: 0.510, SLG: 0.762 Alex Grammas, R (8, 6) OBP: 0.111, SLG: 0.111		0-0 L4-3		0-0 F3		0-0 F8		0-0 F9		3 0 0 0 0 0 5 1 0 0 0 0 0 2 0 0 0 0 0 0 0												
Bill White, L (1, 3) OBP: 0.343, SLG: 0.444		0-0 4-3			0-0 HR	0-0 FC4-6 1-2f 2-3		0-3 K		4 1 1 1 0 1 4												
Julio Gotay, R (1, 6) OBP: 0.390, SLG: 0.400 Stan Musial, L (8, PH) OBP: 0.430, SLG: 0.549 Don Landrum, L (8, PR) OBP: 0.438, SLG: 0.370			0-0 1-3		0-0 F9	0-3 K		4-0 1-2 2-3 BB		3 0 0 0 0 0 1 2 0 0 0 0 0 1 0 0 0 0 0 0 0 0 0 0	AB 36 R 3 H 11 RBI 3 BB 2 SO 4 LOB 18											
Julian Javier, R (1, 4) OBP: 0.290, SLG: 0.316 Red Schoendienst, S (8, PH) OBP: 0.375, SLG: 0.333			0-0 4-3		0-0 F4		0-0 6-3	0-0 F8		3 0 0 0 0 0 0 0 1 0 0 0 0 0 0 3												
Curt Simmons, L (1, 1) OBP: 0.450, SLG: 0.412 Ray Washburn, R (3, 1) OBP: 0.294, SLG: 0.250 Ray Sadecki, L (9, PH) OBP: 0.286, SLG: 0.286			0-0 6-3		0-0 2B 1B		0-3 K		0-0 G3	1 0 0 0 0 0 0 0 2 1 1 0 0 1 0 1 0 0 0 0 0 0 0												
Inning Stats	R: 0 E: 0 K: 0 S: 3	H: 1 LOB: 0 BB: 0 P: 3	R: 0 E: 0 K: 0 S: 3	H: 1 LOB: 0 BB: 0 P: 3	R: 0 E: 0 K: 0 S: 3	H: 0 LOB: 0 BB: 0 P: 3	R: 0 E: 0 K: 0 S: 4	H: 1 LOB: 2 BB: 1 P: 8	R: 2 E: 0 K: 1 S: 6	H: 3 LOB: 1 BB: 0 P: 6	R: 0 E: 0 K: 1 S: 7	H: 2 LOB: 2 BB: 0 P: 7	R: 0 E: 0 K: 1 S: 5	H: 0 LOB: 0 BB: 0 P: 5	R: 1 E: 0 K: 1 S: 8	H: 3 LOB: 3 BB: 1 P: 12	R: 0 E: 0 K: 1 S: 5	H: 0 LOB: 0 BB: 0 P: 5	1B: 9 2B: 2 3B: 0 HR: 1	SF: 0 SAC: 0 DP: 2 HBP: 0	WP: 0 PB: 0 SB: 0 CS: 0	PA: 38
PITCHER	IP WLS BF H R ER SO BB IBB HBP BLK WP HR S P ERA WHIP																					
Billy Pierce, L (1, 1) ERA: 2.11	7.0 W 30 10 3 3 2 1 0 0 0 0 0 1 33 37 3.86 1.571																					
Stu Miller, R (8, 1) ERA: 2.13	2.0 S 8 1 0 0 2 1 0 0 0 0 0 0 11 15 0.00 1.000																					

St. Louis Cardinals @ San Francisco Giants
 Candlestick Park, San Francisco, CA
 Tue May 15 1962, 10:05 PM EDT
 Att: 30,484 - Unknown

livebaseballscorecards.com

Batter	1	2	3	4	5	6	7	8	9	AB	R	H	RBI	BB	SO	LOB
--------	---	---	---	---	---	---	---	---	---	----	---	---	-----	----	----	-----

Harvey Kuenn, R OBP: 0.427, SLG: 0.479 (1, 7)	0-0 1B 2B	0-0 F9		0-3 K		0-0 FC6 1-2f				4	1	1	0	0	1	2
Chuck Hiller, L OBP: 0.347, SLG: 0.338 (1, 4)	0-0 F8 BB E 2-H 1B		0-0 F9	0-0 5-3			0-0 F8			4	1	1	1	0	0	0
Willie Mays, R OBP: 0.393, SLG: 0.583 (1, 8)	4-0 E S 1-2 BB		0-0 1B 2B		0-0 5-3		0-3 K			3	1	1	0	1	1	0
Orlando Cepeda, R OBP: 0.379, SLG: 0.615 (1, 3)	0-0 F8 2-3		0-0 2B 1B		0-0 F3		0-0 6-3			4	1	1	1	0	0	2
Felipe Alou, R OBP: 0.378, SLG: 0.504 (1, 9)	0-0 F2		0-0 2B 2B 1-H		0-0 5-3		0-0 6-3			4	1	1	1	0	0	2
Jim Davenport, R OBP: 0.403, SLG: 0.537 (1, 5)	0-3 K 1-3 3-H		0-0 2B		0-0 6-3		0-0 CS 1B			4	0	2	1	0	1	1
Jose Pagan, R OBP: 0.316, SLG: 0.433 (1, 6)		0-0 SH5-4 2B	0-3 K		0-0 4-3		0-0 F9 1-2			4	1	1	0	0	1	2
Ed Bailey, L OBP: 0.394, SLG: 0.561 (1, 2)		0-0 4-3 2-3	0-3 K		1-0 WP HBP					2	0	0	0	0	1	2
Billy Pierce, L OBP: 0.357, SLG: 0.250 Stu Miller, R OBP: 0.500, SLG: 0.500 (8, 1)		0-0 SH5-4 3-H		0-0 6-3		4-0 FC6 BB 1-2				1	0	0	1	1	0	0
										0	0	0	0	0	0	0

Inning Stats	R: 2	H: 2	E: 0	LOB: 1	K: 1	P: 11	R: 1	H: 1	E: 0	LOB: 0	K: 0	P: 4	R: 3	H: 4	E: 0	LOB: 1	K: 2	P: 11	R: 0	H: 0	E: 0	LOB: 0	K: 1	P: 5	R: 0	H: 0	E: 0	LOB: 0	K: 0	P: 3	R: 0	H: 0	E: 0	LOB: 2	K: 0	P: 8	R: 0	H: 0	E: 0	LOB: 0	K: 1	P: 5	R: 0	H: 1	E: 0	LOB: 0	K: 0	P: 3
	1B: 3	SF: 0	2B: 5	SAC: 1	3B: 0	DP: 0	HR: 0	HBP: 1	WP: 1	PA: 34																																						

PITCHER	IP	WLS	BF	H	R	ER	SO	BB	IBB	HBP	BLK	WP	HR	S	P	ERA	WHIP
Curt Simmons, L ERA: 2.47 (1, 1)	2.1	L	14	6	6	5	1	1	0	0	0	0	0	15	19	19.29	3.000
Ray Washburn, R ERA: 3.79 (3, 1)	5.2		20	2	0	0	4	1	0	1	0	1	0	26	31	0.00	0.529

BOTTOM

St. Louis Cardinals @ San Francisco Giants
Candlestick Park, San Francisco, CA
 Tue May 15 1962, 10:05 PM EDT
 Att. 30,484 - Unknown

livebaseballscorecards.com

AB	30
R	6
H	8
RBI	5
BB	2
SO	5
LOB	11



Batter	1	2	3	4	5	6	7	8	9	AB R H RBI BB SO LOB	TOP
Curt Flood, R (1, 8) OBP: 0.343, SLG: 0.500	0-3 K		0-0 4-3			0-0 HR		0-0 1B	0-0 G4-3	5 1 2 1 0 1 4	St. Louis Cardinals @ San Francisco Giants Candlestick Park, San Francisco, CA Wed May 16 1962, 6:33 AM EDT Att. 12,925 - Unknown
Doug Clemens, L (1, 9) OBP: 0.357, SLG: 0.316	0-0 6-3		0-0 F7			0-0 F6		0-0 G4-6-3		4 0 0 0 0 0 2	
Stan Musial, L (1, 7) OBP: 0.433, SLG: 0.541 Charlie James, R (8, PR) OBP: 0.323, SLG: 0.400 (8, 7)	0-0 F3				0-0 F7		0-0 1B	4-0 1B BB		3 0 1 0 1 0 0 0 0 0 0 0 0 0	
Ken Boyer, R (1, 5) OBP: 0.394, SLG: 0.532		4-0 1B BB			0-0 1B	0-3 K		0-0 1B		3 1 2 0 1 1 1	
Bill White, L (1, 3) OBP: 0.333, SLG: 0.430		0-0 F8			0-0 G4-6-3	0-0 4-3		0-0 4-3		4 0 0 0 0 0 5	
Carl Sawatski, L (1, 2) OBP: 0.528, SLG: 0.750 Alex Grammas, R (9, PR) OBP: 0.111, SLG: 0.111		0-0 1-3			4-0 FC6-4 BB		4-0 BB		0-0 BB 1B 1B	2 0 1 0 2 0 1 0 0 0 0 0 0 0	
Red Schoendienst, S (1, 4) OBP: 0.400, SLG: 0.368		0-0 PO 1B			0-0 F9		0-0 F5		0-0 BB 1B	4 0 2 1 0 0 2	
Julio Gotay, R (1, 6) OBP: 0.385, SLG: 0.394		0-0 PO	0-0 4-3 SH5-4 1B		0-0 FC6-4		0-0 F8		0-0 F8	4 0 1 0 0 0 4	
Ernie Broglio, R (1, 1) Don Landrum, L (7, PH) OBP: 0.424, SLG: 0.357 Lindy McDaniel, R (7, 1) Gene Oliver, R (9, PH) OBP: 0.400, SLG: 0.500			0-0 SH5-4		0-0 F9		0-0 F8		4-0 BB 1B	1 0 0 0 0 0 1 1 0 0 0 0 0 1 0 0 0 0 0 0 0 0 0 0 0 1 0 0	
Inning Stats	R: 0 H: 0 E: 0 LOB: 0 K: 1 BB: 0 S: 5 P: 5	R: 1 H: 1 E: 0 LOB: 0 K: 0 BB: 1 S: 3 P: 7	R: 0 H: 1 E: 0 LOB: 1 K: 0 BB: 0 S: 4 P: 4	R: 0 H: 1 E: 0 LOB: 0 K: 0 BB: 0 S: 3 P: 3	R: 0 H: 0 E: 0 LOB: 1 K: 0 BB: 1 S: 3 P: 7	R: 1 H: 2 E: 0 LOB: 1 K: 1 BB: 0 S: 7 P: 7	R: 0 H: 0 E: 0 LOB: 1 K: 0 BB: 1 S: 3 P: 7	R: 0 H: 2 E: 0 LOB: 2 K: 0 BB: 1 S: 4 P: 8	R: 0 H: 2 E: 0 LOB: 3 K: 0 BB: 1 S: 4 P: 8	1B: 8 SF: 0 2B: 0 SAC: 1 3B: 0 DP: 3 HR: 1 HBP: 0	
PITCHER Juan Marichal, R (1, 1) ERA: 2.44	IP WLS BF H R ER SO BB IBB HBP BLK WP HR S P ERA WHIP										

livebaseballscorecards.com

AB	31
R	2
H	9
RBI	2
BB	5
SO	2
LOB	21



Batter	1	2	3	4	5	6	7	8	9	AB	R	H	RBI	BB	SO	LOB
Harvey Kuenn, R OBP: 0.430, SLG: 0.480 (1, 7)	0-0 FC4-6 1B		0-0 F3		0-0 F9		0-0 1B HR 1B			4	1	2	1	0	0	2
Chuck Hiller, L OBP: 0.344, SLG: 0.336 (1, 4)	0-0 FC4-6 1-2f		0-0 G3			0-0 F7	0-0 1B HR 1B			4	1	1	1	0	0	2
Willie Mays, R OBP: 0.389, SLG: 0.569 (1, 8)	0-0 F4			4-0 S S BB		0-0 F8	0-3 K			3	0	0	0	1	1	4
Orlando Cepeda, R OBP: 0.383, SLG: 0.634 (1, 3)	0-3 K			0-0 F4 1-2		0-0 HR 1B	0-0 HR			4	2	2	3	0	1	2
Felipe Alou, R OBP: 0.374, SLG: 0.518 (1, 9)		0-0 4-3		0-0 5-3		0-0 HR	0-0 F7			4	1	1	2	0	0	2
Jim Davenport, R OBP: 0.390, SLG: 0.518 (1, 5)		0-3 K		0-3 K 2-3		0-0 F6		0-0 5-3		4	0	0	0	0	2	1
Jose Pagan, R OBP: 0.307, SLG: 0.420 (1, 6)		0-0 F9			0-0 F8		0-0 F8	0-0 6-3		4	0	0	0	0	0	0
Ed Bailey, L OBP: 0.411, SLG: 0.578 Ernie Bowman, R (7, PR) Tom Haller, L OBP: 0.364, SLG: 0.571 (8, 2)			4-0 SH1-4 BB		4-0 BB		0-0 1B 1B 2B	0-0 4-3		1	0	1	0	2	0	0
Juan Marichal, R OBP: 0.320, SLG: 0.304 (1, 1)			0-0 SH1-4 1-2		0-3 K		0-0 1B 1B 1B			0	1	0	0	0	0	0
Inning Stats	R: 0 E: 0 K: 1 S: 6	H: 1 LOB: 1 BB: 0 P: 6	R: 0 E: 0 K: 1 S: 5	H: 0 LOB: 0 BB: 0 P: 5	R: 0 E: 0 K: 0 S: 3	H: 0 LOB: 1 BB: 1 P: 7	R: 0 E: 0 K: 1 S: 5	H: 0 LOB: 1 BB: 1 P: 9	R: 2 E: 0 K: 0 S: 5	H: 2 LOB: 0 BB: 0 P: 5	R: 5 E: 0 K: 1 S: 10	H: 5 LOB: 1 BB: 0 P: 10	R: 0 E: 0 K: 0 S: 3	H: 0 LOB: 0 BB: 0 P: 3	1B: 5 2B: 1 3B: 0 HR: 2	SF: 0 SAC: 1 DP: 0 HBP: 0
PITCHER	IP WLS BF H R ER SO	IP WLS BF H R ER SO	IP WLS BF H R ER SO	IP WLS BF H R ER SO	IP WLS BF H R ER SO	IP WLS BF H R ER SO	IP WLS BF H R ER SO	IP WLS BF H R ER SO	IP WLS BF H R ER SO	IP WLS BF H R ER SO	IP WLS BF H R ER SO	IP WLS BF H R ER SO	IP WLS BF H R ER SO	IP WLS BF H R ER SO	IP WLS BF H R ER SO	IP WLS BF H R ER SO
Ernie Broglio, R ERA: 3.45 (1, 1)	6.0	L	24	3	2	2	4	3	0	0	0	0	0	0	0	0
Lindy McDaniel, R ERA: 3.92 (7, 1)	2.0	L	11	5	5	5	1	0	0	0	0	0	0	0	0	0

BOTTOM

St. Louis Cardinals @ San Francisco Giants
Candlestick Park, San Francisco, CA
Wed May 16 1962, 6:33 AM EDT
Att. 12,925 - Unknown

livebaseballscorecards.com

AB	31
R	7
H	8
RBI	7
BB	3
SO	5
LOB	14



WP: 0	PA: 35
PB: 0	
SB: 2	
CS: 0	

Batter	1	2	3	4	5	6	7	8	9	AB R H RBI BB SO LOB	TOP									
Curt Flood, R OBP: 0.333, SLG: 0.485 (1, 8) X	0-0 F4		0-0 F6			0-3 K		0-0 6-3		4 0 0 0 0 1 1										
Red Schoendienst, S OBP: 0.417, SLG: 0.391 (1, 4) X Julian Javier, R OBP: 0.290, SLG: 0.316 (9, PR) Alex Grammas, R OBP: 0.111, SLG: 0.111 (9, 4)	0-0 6-3			0-0 G5-4-3 1B		0-0 F9			0-0 E S 1B 1B	4 0 2 0 0 0 1 0 1 0 0 0 0 0 0 0 0 0 0 0 0										
Ken Boyer, R OBP: 0.390, SLG: 0.520 (1, 5) X	0-0 F8			0-0 G5-4-3 1-2f			4-0 SH BB		0-0 B1	3 0 0 0 1 0 2										
Gene Oliver, R OBP: 0.386, SLG: 0.481 (1, 2) X		0-0 4-3		0-0 5-3			0-0 SH 1-2		0-3 K	3 0 0 0 0 1 1										
Charlie James, R OBP: 0.343, SLG: 0.412 (1, 7) X		0-0 CS 1B 1B			0-0 F4		0-0 B3		0-0 1B	4 0 2 1 0 0 2										
Bill White, L OBP: 0.331, SLG: 0.424 (1, 3) X		0-0 1-2 1B			0-0 4-3		0-0 F8		0-0 3-H 4-3	4 0 1 0 0 0 3										
Julio Gotay, R OBP: 0.375, SLG: 0.382 (1, 6) X		0-3 K 2-3			0-3 K		0-0 F7			3 0 0 0 0 2 4										
Doug Clemens, L OBP: 0.356, SLG: 0.317 (1, 9) X			0-3 K			0-0 SH1-4 1B		0-3 K		3 0 1 0 0 2 0										
Bob Gibson, R OBP: 0.267, SLG: 0.154 (1, 1) X			0-0 F9			0-0 SH1-4 1-2		0-0 F6		2 0 0 0 0 0 0										
Inning Stats	R: 0 E: 0 K: 0 S: 3	H: 0 LOB: 0 BB: 0 P: 3	R: 0 E: 0 K: 1 S: 6	H: 2 LOB: 2 BB: 0 P: 6	R: 0 E: 0 K: 1 S: 5	H: 0 LOB: 0 BB: 0 P: 5	R: 0 E: 0 K: 1 S: 3	H: 1 LOB: 0 BB: 0 P: 3	R: 0 E: 0 K: 1 S: 5	H: 0 LOB: 0 BB: 0 P: 5	R: 0 E: 1 K: 0 S: 4	H: 0 LOB: 2 BB: 1 P: 8	R: 0 E: 0 K: 1 S: 5	H: 0 LOB: 0 BB: 0 P: 5	R: 1 E: 0 K: 1 S: 7	H: 2 LOB: 1 BB: 0 P: 7	1B: 6 2B: 1 3B: 0 HR: 0	SF: 0 SAC: 2 DP: 2 HBP: 0	WP: 0 PB: 0 SB: 1 CS: 1	PA: 33
PITCHER Billy O'Dell, L ERA: 2.83 (1, 1)	IP: 9.0 WLS: L BF: 33 H: 6 R: 1 ER: 0 SO: 6 BB: 1 IBB: 0 HBP: 0 BLK: 0 WP: 0 HR: 0 S: 44 P: 48 ERA: 0.00 WHIP: 0.778																			

St. Louis Cardinals @ San Francisco Giants
Candlestick Park, San Francisco, CA

Thu May 17 1962, 6:33 AM EDT
Att. 10,976 - Unknown

livebaseballscorecards.com

AB	30
R	1
H	6
RBI	1
BB	1
SO	6
LOB	14



Batter	1	2	3	4	5	6	7	8	9	AB R H RBI BB SO LOB
Harvey Kuenn, R (1, 7) OBP: 0.444, SLG: 0.487	4-0 1B BB		0-0 5-3			0-0 1B 1B		0-0 2B 1B		3 0 2 0 1 0 0
Chuck Hiller, L (1, 4) OBP: 0.348, SLG: 0.343	0-3 K		1-0 HBP			0-0 F7		0-0 1-3 2B		3 0 1 0 0 1 2
Willie Mays, R (1, 8) OBP: 0.399, SLG: 0.571	0-0 1-2 1B		0-0 F7			0-0 1-2 1B		4-0 G6-4-3 IBB		3 0 2 0 1 0 1
Orlando Cepeda, R (1, 3) OBP: 0.373, SLG: 0.616	0-3 K			0-0 F2		0-0 F2		0-0 G6-4-3 1-2f		4 0 0 0 0 1 7
Felipe Alou, R (1, 9) OBP: 0.364, SLG: 0.504	0-3 K			0-3 K		0-0 F3			0-3 K	4 0 0 0 0 3 4
Ed Bailey, L (1, 2) OBP: 0.396, SLG: 0.552		0-3 K		0-3 K			0-0 4-3		0-0 F7	4 0 0 0 0 2 0
Jim Davenport, R (1, 5) OBP: 0.389, SLG: 0.522		0-0 F3			0-0 F3		0-0 L4 2B		0-0 1-3	3 0 1 0 0 0 0 1 0 0 0 0 0 0
Willie McCovey, L (9, PH) OBP: 0.481, SLG: 0.739										
Jose Pagan, R (1, 6) OBP: 0.300, SLG: 0.410		0-0 6-3			0-3 K		0-0 L4 2-3			3 0 0 0 0 1 1
Billy O'Dell, S (1, 1) OBP: 0.217, SLG: 0.143			0-0 G3		0-3 K			0-3 K		3 0 0 0 0 2 0

Inning Stats	R: 0 E: 0 K: 3 S: 10	H: 1 LOB: 2 BB: 1 P: 14	R: 0 E: 0 K: 1 S: 5	H: 0 LOB: 0 BB: 0 P: 5	R: 0 E: 0 K: 0 S: 3	H: 0 LOB: 1 BB: 0 P: 4	R: 0 E: 0 K: 2 S: 7	H: 0 LOB: 0 BB: 0 P: 7	R: 0 E: 0 K: 2 S: 7	H: 0 LOB: 0 BB: 0 P: 7	R: 0 E: 0 K: 0 S: 5	H: 2 LOB: 2 BB: 0 P: 5	R: 0 E: 0 K: 0 S: 3	H: 1 LOB: 0 BB: 0 P: 3	R: 0 E: 0 K: 1 S: 6	H: 2 LOB: 2 BB: 1 P: 10	R: 0 E: 0 K: 1 S: 5	H: 0 LOB: 0 BB: 0 P: 5	1B: 4 2B: 3 3B: 0 HR: 0	SF: 0 SAC: 0 DP: 2 HBP: 1	WP: 0 PB: 0 SB: 0 CS: 0	PA: 34
PITCHER Bob Gibson, R (1, 1) ERA: 2.98	IP 9.0 WLS W BF 34 H 6 R 0 ER 0 SO 10 BB 1 IBB 1 HBP 1 BLK 0 WP 0 HR 0 S 51 P 60 ERA 0.00 WHIP 0.778																					


BOTTOM

St. Louis Cardinals @ San Francisco Giants
Candlestick Park, San Francisco, CA

Thu May 17 1962, 6:33 AM EDT
Att. 10,976 - Unknown

livebaseballscorecards.com

AB	31
R	0
H	6
RBI	0
BB	2
SO	10
LOB	15



Batter	1	2	3	4	5	6	7	8	9	10	AB R H RBI BB SO LOB	TOP												
Al Spangler, L (1, 7) OBP: 0.344, SLG: 0.314	0-3 K			0-3 K		X 0-0 E 1-2 1B		X 0-0 4-3		B B B 4-0 1-2 2-3 BB	4 0 1 0 1 2 0	Houston Colt 45's @ San Francisco Giants Candlestick Park, San Francisco, CA Fri May 18 1962, 10:05 PM EDT Att. 18,544 - Unknown - 54 F												
Billy Goodman, L (1, 5) OBP: 0.188, SLG: 0.188	0-0 F5			0-0 6-3		X 0-0 E7 1-2 2-3		X 0-0 1-3	X 0-0 1-3	5 0 0 0 0 0 5														
Roman Mejias, R (1, 9) OBP: 0.312, SLG: 0.518	0-0 4-3			0-3 K		X 0-0 SF7 3-H		X 0-0 F9-3 1B	X 0-0 F9-3 1-2	3 0 1 1 0 1 0														
Norm Larker, L (1, 3) OBP: 0.371, SLG: 0.494		X 0-0 4-3			X 0-0 HR	X 0-0 4-3		X 0-0 F9-3 1-2		4 1 1 1 0 0 3														
Carl Warwick, R (1, 8) OBP: 0.309, SLG: 0.435		B B B 4-0 CS BB			X 0-0 F3		X 0-0 6-3		X 0-0 4-3 SH3-4 1B	3 1 1 0 1 0 0														
Hal Smith, R (1, 2) OBP: 0.286, SLG: 0.413 Merritt Ranew, L (10, PH) OBP: 0.277, SLG: 0.500		S S S 0-3 K			S S S 0-3 K		X 0-0 4-3		X 0-0 SH3-4 1-2	3 0 0 0 0 2 1 0 0 0 0 0 0 0														
Bob Aspromonte, R (1, 6) OBP: 0.346, SLG: 0.356		0-0 CS 1-2	X 0-0 F9		X 0-0 1-3		X 0-0 1-3		X 0-0 4-3 2-3	4 0 0 0 0 0 1														
Joey Amalfitano, R (1, 4) OBP: 0.259, SLG: 0.208			X 0-0 6-3			B B B 4-0 E SF7 1B BB		X 0-0 1-3		4-0 BB 1B IBB	2 1 0 0 2 0 0													
Ken Johnson, R (1, 1) OBP: 0.077, SLG: 0.077			0-3 K			X 0-0 F2		X 0-0 F8	X 0-0 BB 1-2 3-H 1B	4 0 1 1 0 1 1														
Inning Stats	R: 0 E: 0 K: 1 S: 5	H: 0 LOB: 0 BB: 0 P: 5	R: 0 E: 0 K: 1 S: 4	H: 0 LOB: 0 BB: 1 P: 8	R: 0 E: 0 K: 1 S: 5	H: 0 LOB: 0 BB: 0 P: 5	R: 0 E: 0 K: 2 S: 7	H: 0 LOB: 0 BB: 0 P: 7	R: 1 E: 0 K: 1 S: 6	H: 1 LOB: 0 BB: 0 P: 6	R: 1 E: 1 K: 0 S: 5		H: 1 LOB: 2 BB: 1 P: 9	R: 0 E: 0 K: 0 S: 3	H: 0 LOB: 0 BB: 0 P: 3	R: 0 E: 0 K: 0 S: 3	H: 0 LOB: 0 BB: 0 P: 3	R: 0 E: 0 K: 0 S: 3	H: 1 LOB: 0 BB: 0 P: 3	R: 1 E: 0 K: 0 S: 5	H: 2 LOB: 3 BB: 2 P: 13	1B: 4 2B: 1 3B: 0 HR: 1	SF: 1 SAC: 1 DP: 1 HBP: 0	WP: 0 PB: 0 SB: 0 CS: 1
PITCHER Jack Sanford, R (1, 1) ERA: 3.7	IP 10.0	WLS L	BF 38	H 5	R 3	ER 2	SO 6	BB 3	IBB 1	HBP 0	BLK 0	WP 0	HR 1	S 46	P 62	ERA 1.80	WHIP 0.800							

livebaseballscorecards.com

AB	32
R	3
H	5
RBI	3
BB	4
SO	6
LOB	11



Batter	1	2	3	4	5	6	7	8	9	10	AB R H RBI BB SO LOB
Harvey Kuenn, R (1, 9) OBP: 0.432, SLG: 0.463	0-0 F9	0-0 F9			4-0 FC5-4 BB			0-0 F9		0-0 6-3	4 0 0 0 1 0 3
Chuck Hiller, L (1, 4) OBP: 0.344, SLG: 0.333	4-0 WP BB		0-0 F8		0-0 FC5-4 FC6-4			0-0 4-3		0-0 1-4-3	4 0 0 0 1 0 3
Willie Mays, R (1, 8) OBP: 0.389, SLG: 0.554	0-0 F6		0-3 K		0-0 FC6-4			0-3 K			4 0 0 0 0 2 2
Orlando Cepeda, R (1, 3) OBP: 0.363, SLG: 0.599	0-0 6-3		0-3 K			0-3 K			0-3 K		4 0 0 0 0 3 1
Willie McCovey, L (1, 7) OBP: 0.484, SLG: 0.808		4-0 E 1B BB		0-0 3-1		0-0 F3			0-0 HR		3 2 1 1 1 0 0
Jim Davenport, R (1, 5) OBP: 0.385, SLG: 0.513		0-0 CS 1B		0-3 K		0-3 K			0-3 K		4 0 1 1 0 3 0
Jose Pagan, R (1, 6) OBP: 0.299, SLG: 0.401		0-0 F3		4-0 S BB			0-0 F4		0-0 5-3		3 0 0 0 1 0 1
Tom Haller, L (1, 2) OBP: 0.378, SLG: 0.548 Ernie Bowman, R (10, PR)		4-0 1B BB		0-0 F8			0-0 3-1			0-0 FC5-6 1B	3 0 1 0 1 0 1 0 0 0 0 0 0 0
Jack Sanford, R (1, 1) OBP: 0.217, SLG: 0.227 Matty Alou, L (10, PH) OBP: 0.346, SLG: 0.348		0-0 1B		0-0 5-3			0-0 F7			0-0 FC5-6 6-3	3 0 1 0 0 0 0 1 0 0 0 0 0 1

Inning Stats	R: 0	H: 0	E: 0	K: 0	S: 3	H: 0	LOB: 1	BB: 1	P: 7	R: 1	H: 2	E: 1	K: 0	S: 4	H: 2	LOB: 2	BB: 2	P: 12	R: 0	H: 0	E: 0	K: 2	S: 7	H: 0	LOB: 0	BB: 0	P: 7	R: 0	H: 0	E: 0	K: 1	S: 5	H: 0	LOB: 1	BB: 1	P: 9	R: 0	H: 0	E: 0	K: 0	S: 3	H: 0	LOB: 0	BB: 1	P: 7	R: 0	H: 0	E: 0	K: 2	S: 7	H: 0	LOB: 0	BB: 0	P: 7	R: 0	H: 0	E: 0	K: 0	S: 3	H: 0	LOB: 0	BB: 0	P: 3	R: 0	H: 0	E: 0	K: 1	S: 5	H: 0	LOB: 0	BB: 0	P: 5	R: 1	H: 1	E: 0	K: 2	S: 8	H: 0	LOB: 0	BB: 0	P: 8	R: 0	H: 1	E: 0	K: 0	S: 4	H: 2	LOB: 2	BB: 0	P: 4	1B: 3	SF: 0	2B: 0	3B: 0	HR: 1	SAC: 0	DP: 0	HBP: 0	WP: 1	PA: 38
--------------	------	------	------	------	------	------	--------	-------	------	------	------	------	------	------	------	--------	-------	-------	------	------	------	------	------	------	--------	-------	------	------	------	------	------	------	------	--------	-------	------	------	------	------	------	------	------	--------	-------	------	------	------	------	------	------	------	--------	-------	------	------	------	------	------	------	------	--------	-------	------	------	------	------	------	------	------	--------	-------	------	------	------	------	------	------	------	--------	-------	------	------	------	------	------	------	------	--------	-------	------	-------	-------	-------	-------	-------	--------	-------	--------	-------	--------

PITCHER	IP	WLS	BF	H	R	ER	SO	BB	IBB	HBP	BLK	WP	HR	S	P	ERA	WHIP
Ken Johnson, R (1, 1) ERA: 3.67	10.0	W	38	4	2	2	8	5	0	0	0	1	1	49	69	1.80	0.900


BOTTOM


Houston Colt 45's @ San Francisco Giants
Candlestick Park, San Francisco, CA

Fri May 18 1962, 10:05 PM EDT
Att. 18,544 - Unknown - 54 F

livebaseballscorecards.com

AB	33
R	2
H	4
RBI	2
BB	5
SO	8
LOB	12



Batter	1	2	3	4	5	6	7	8	9	AB R H RBI BB SO LOB	TOP							
Bob Lillis, R (1, 6) OBP: 0.206, SLG: 0.179	0-0 6-3		0-0 F9		0-0 F9		0-0 1-3	0-0 1-3		5 0 0 0 0 0 2	Houston Colt 45's @ San Francisco Giants Candlestick Park, San Francisco, CA Sat May 19 1962, 6:33 AM EDT Att. 16,701 - Unknown - 54 F AB 38 R 2 H 9 RBI 2 BB 2 SO 6 LOB 22 							
Joey Amalfitano, R (1, 4) OBP: 0.264, SLG: 0.215	0-0 4-3		0-0 1B		0-0 FC4-6 1B		0-0 F9		0-0 1-3	5 0 2 0 0 0 0								
Roman Mejias, R (1, 9) OBP: 0.308, SLG: 0.507	0-0 1B		0-3 K		0-3 K		0-0 E6		0-3 K	5 0 1 0 0 3 3								
Norm Larker, L (1, 3) OBP: 0.355, SLG: 0.468	0-0 F9		0-3 K		0-0 FC4-6 1-2f		0-0 4-3		0-0 F5	5 0 0 0 0 1 5								
Carl Warwick, R (1, 8) OBP: 0.319, SLG: 0.439		0-0 BB 1B		0-0 G3		0-0 FC5-4 1B		0-0 F8		4 0 2 0 0 0 0								
Jim Pendleton, R (1, 7) OBP: 0.294, SLG: 0.433		0-0 F9		0-0 F8		0-0 F8		0-0 3B 1B		4 1 1 0 0 0 2								
Bob Aspromonte, R (1, 5) OBP: 0.357, SLG: 0.375		4-0 BB 1-2 BB		4-0 BB		0-0 FC5-4 E 1-2f		0-0 1B 3B		2 1 1 1 2 0 1								
Merritt Ranew, L (1, 2) OBP: 0.265, SLG: 0.477		0-0 F8		0-3 K		0-0 E4		0-0 1B		3 0 0 0 0 1 4								
Jim Busby, R (8, PH) OBP: 0.500, SLG: 0.500		0-0 F8		0-3 K		0-0 K		0-0 F4		1 0 1 1 0 0 0								
George Witt, R (1, 1) OBP: 0.250, SLG: 0.250		0-0 F8			0-0 1B 2B					1 0 0 0 0 0 2								
Dave Giusti, R (3, 1) OBP: 0.500, SLG: 0.556										2 0 1 0 0 1 2								
Pidge Browne, L (8, PH) OBP: 0.364, SLG: 0.417										1 0 0 0 0 0 1								
Don McMahon, R (8, 1)										0 0 0 0 0 0 0								
Inning Stats	R: 0 E: 0 K: 0 S: 4	H: 1 LOB: 1 BB: 0 P: 4	R: 0 E: 0 K: 0 S: 4	H: 1 LOB: 2 BB: 1 P: 8	R: 0 E: 0 K: 2 S: 8	H: 0 LOB: 1 BB: 0 P: 9	R: 0 E: 0 K: 1 S: 5	H: 2 LOB: 2 BB: 0 P: 7	R: 0 E: 1 K: 0 S: 4	H: 0 LOB: 1 BB: 0 P: 4	R: 2 E: 0 K: 0 S: 6	H: 3 LOB: 1 BB: 0 P: 6	R: 0 E: 0 K: 1 S: 5	H: 0 LOB: 0 BB: 0 P: 5	1B: 7 2B: 1 3B: 1 HR: 0	SF: 0 SAC: 0 DP: 0 HBP: 0	WP: 0 PB: 0 SB: 0 CS: 0	PA: 40
PITCHER	IP WLS BF H R ER SO BB IBB HBP BLK WP HR S P ERA WHIP																	
Mike McCormick, L (1, 1) ERA: 5.51	8.0 W 37 9 2 2 5 2 0 0 0 0 0 0 45 53 2.25 1.375																	
Don Larsen, R (9, 1) ERA: 3.6	1.0 S 3 0 0 0 1 0 0 0 0 0 0 0 5 5 0.00 0.000																	

Batter	1	2	3	4	5	6	7	8	9
Harvey Kuenn, R OBP: 0.434, SLG: 0.465 (1, 9) (4, 7)	0-0 E9 S 1B		0-0 SH3-4 1-2		0-0 F9		0-0 F9	0-0 FC8-5 1B 1-2	
Willie Mays, R OBP: 0.401, SLG: 0.593 (1, 8)	0-0 5-3		0-0 1B 2B 2-H		0-0 BB 1B		0-0 HR	0-0 1B FC8-5 1B 1-2 2-H	
Chuck Hiller, L OBP: 0.352, SLG: 0.333 (1, 4)	1-0 S HBP		0-0 1B G3 1B		0-0 F8		4-0 HR BB	0-0 FC8-5 1B 1-2 2-3f	
Orlando Cepeda, R OBP: 0.377, SLG: 0.623 (1, 3)	0-3 K 1-2 2-3		0-0 WP G3 1B		4-0 FC6-4 BB 1-2		0-0 HR	0-0 1B 1-2 2-3	
Willie McCovey, L OBP: 0.455, SLG: 0.750 Matty Alou, L OBP: 0.345, SLG: 0.346 (1, 7) (4, 9)	0-0 4-3		0-0 G3 1-2 3-H		0-0 FC6-4 1-2f		0-0 E5 HR 1B	0-0 5-3	
Ed Bailey, L OBP: 0.400, SLG: 0.582 (1, 2)		0-0 G4-6-3 1B	0-0 3-1 2-H		0-0 F5		0-0 HR 3-H		
Jim Davenport, R OBP: 0.373, SLG: 0.496 (1, 5)		0-0 G4-6-3 1-2f		0-3 K		0-0 6-3	0-3 K		
Jose Pagan, R OBP: 0.291, SLG: 0.390 (1, 6)		0-0 1-3		0-0 1-3		0-3 K		0-0 6-3	
Mike McCormick, L OBP: 0.333, SLG: 0.800 Bob Nieman, R OBP: 0.250, SLG: 0.333 Felipe Alou, R OBP: 0.364, SLG: 0.504 Don Larsen, R OBP: 0.333, SLG: 0.333 (1, 1) (8, PH) (8, PR) (9, 1)			4-0 SH3-4 2B BB		0-0 F2		0-0 4-3	0-0 1B 1B	

Inning Stats	R: 0	H: 1	E: 1	K: 1	S: 6	LOB: 2	BB: 0	P: 7
	R: 0	H: 1	E: 0	K: 0	S: 3	LOB: 0	BB: 0	P: 3
	R: 4	H: 3	E: 0	K: 0	S: 6	LOB: 0	BB: 1	P: 10
	R: 0	H: 0	E: 0	K: 1	S: 5	LOB: 0	BB: 0	P: 5
	R: 0	H: 1	E: 0	K: 0	S: 4	LOB: 2	BB: 1	P: 8
	R: 0	H: 0	E: 0	K: 1	S: 5	LOB: 0	BB: 0	P: 5
	R: 5	H: 4	E: 1	K: 1	S: 9	LOB: 0	BB: 1	P: 13
	R: 1	H: 4	E: 0	K: 0	S: 7	LOB: 3	BB: 0	P: 7

AB	R	H	RBI	BB	SO	LOB
4	0	2	0	0	0	0
5	2	4	3	0	0	1
3	2	1	0	1	0	3
4	2	3	3	1	1	2
2	0	0	1	0	0	3
3	1	1	0	0	0	5
4	1	2	2	0	0	0
4	0	0	0	0	2	1
4	0	0	0	0	1	0
2	1	0	0	1	0	0
1	0	1	0	0	0	0
0	1	0	0	0	0	0
0	0	0	0	0	0	0


BOTTOM

Houston Colt 45's @ San Francisco Giants
Candlestick Park, San Francisco, CA

Sat May 19 1962, 6:33 AM EDT
Att: 16,701 - Unknown - 54 F

livebaseballscorecards.com

AB	36
R	10
H	14
RBI	9
BB	3
SO	4
LOB	15



WP: 2	PA: 41
PB: 0	
SB: 2	
CS: 0	

PITCHER	IP	WLS	BF	H	R	ER	SO	BB	IBB	HBP	BLK	WP	HR	S	P	ERA	WHIP
George Witt, R ERA: 9.49 (1, 1)	2.1	L	13	5	4	4	1	1	0	0	0	0	0	13	18	15.43	2.571
Dave Giusti, R ERA: 7.18 (3, 1)	4.2		21	5	5	5	3	2	0	0	0	1	3	25	33	9.64	1.500
Don McMahon, R ERA: 3.24 (8, 1)	1.0		7	4	1	1	0	0	0	0	0	0	0	7	7	9.00	4.000

Batter	1	2	3	4	5	6	7	8	9	AB	R	H	RBI	BB	SO	LOB
Chuck Hiller, L (1, 4) OBP: 0.341, SLG: 0.327	0-0 5-3		0-0 F2		0-0 SF7		0-3 K		0-0 SF7	3	0	0	2	0	1	2
Willie Mays, R (1, 8) OBP: 0.401, SLG: 0.580	4-0 G4-6-3 BB		4-0 3-1 WP 1-2 BB		0-0 1-3		0-0 5-3		0-3 3-H K	3	0	0	0	2	1	2
Matty Alou, L (1, 9) OBP: 0.303, SLG: 0.300	0-0 G4-6-3 1-2f		0-0 3-1		0-0 F5		0-0 F9		0-0 F9	4	0	0	1	0	0	2
Orlando Cepeda, R (1, 3) OBP: 0.367, SLG: 0.607		0-0 F7	0-0 5-3		0-0 5-3		0-0 5-3		0-0 5-3	4	0	0	0	0	0	1
Willie McCovey, L (1, 7) OBP: 0.486, SLG: 0.833		0-0 HR		4-0 G6-3 BB		4-0 1B BB		0-0 F2		2	1	1	1	2	0	0
Jim Davenport, R (1, 5) OBP: 0.370, SLG: 0.488		0-3 K		0-0 G6-3 1-2f		0-0 1B		0-0 E5 FC6-4 1B 1B		4	1	1	0	0	1	1
Tom Haller, L (1, 2) OBP: 0.390, SLG: 0.529		4-0 FC6-4 BB		0-3 K		0-3 K		0-0 FC6-4 1B		3	0	1	0	1	2	2
Jose Pagan, R (1, 6) OBP: 0.296, SLG: 0.396		0-0 FC6-4 1-2f		0-0 SH5-3 SF7 2B		4-0 BB		0-0 FC6-4 1B SF7		3	2	1	0	1	0	3
Juan Marichal, R (1, 1) OBP: 0.346, SLG: 0.333			0-0 WP BB 3-1 1B		0-0 SH5-3		0-3 K		0-0 K	1	1	1	0	0	0	0
Ed Bailey, L (7, PH) OBP: 0.397, SLG: 0.576										1	0	0	0	0	1	1
Bobby Bolin, R (8, 1)										0	0	0	0	0	0	0
Harvey Kuenn, R (9, PH) OBP: 0.440, SLG: 0.471										1	0	1	1	0	0	0
Ernie Bowman, R (9, PR)										0	0	0	0	0	0	0

Inning Stats	R: 0	H: 0	E: 0	K: 0	S: 2	R: 1	H: 1	E: 0	K: 1	S: 6	R: 1	H: 1	E: 0	K: 0	S: 4	R: 0	H: 0	E: 0	K: 1	S: 4	R: 1	H: 1	E: 0	K: 0	S: 4	R: 0	H: 1	E: 0	K: 1	S: 6	R: 0	H: 0	E: 0	K: 0	S: 3	R: 2	H: 2	E: 1	K: 1	S: 8	1B: 4	SF: 2	2B: 1	3B: 0	HR: 1					
PITCHER	IP	WLS	BF	H	R	ER	SO	BB	IBB	HBP	BLK	WP	HR	S	P	ERA	WHIP													IP	WLS	BF	H	R	ER	SO	BB	IBB	HBP	BLK	WP	HR	S	P	ERA	WHIP				
Bob Bruce, R (1, 1) ERA: 3.57	8.1	W	36	6	5	3	5	6	0	0	0	1	1	40	64	3.24	1.440																																	
Turk Farrell, R (9, 1) ERA: 1.85	0.2	S	2	0	0	0	1	0	0	0	0	0	0	4	4	0.00	0.000																																	

BOTTOM

Houston Colt 45's @ San Francisco Giants
 Candlestick Park, San Francisco, CA

Sun May 20 1962, 6:33 AM EDT
 Unknown

AB	29
R	5
H	6
RBI	5
BB	6
SO	6
LOB	14



Batter	1	2	3	4	5	6	7	8	9	AB R H RBI BB SO LOB	TOP	
Bob Lillis, R (1, 4) OBP: 0.193, SLG: 0.167	0-0 F2		0-0 6-3		0-0 5-3			0-0 6-3		4 0 0 0 0 0 1	Houston Colt 45's @ San Francisco Giants Candlestick Park, San Francisco, CA Sun May 20 1962, 6:38 AM EDT Att: 40,932 - Unknown livebaseballscorecards.com	
Roman Mejias, R (1, 9) OBP: 0.310, SLG: 0.497	0-0 P3		0-0 L6		0-0 F8			0-0 FC4-6 1B		4 0 1 0 0 0 1		
Jim Pendleton, R (1, 7) OBP: 0.283, SLG: 0.417	0-0 4-3				0-0 F8			0-3 K		4 0 0 0 0 1 1		
Norm Larker, L (1, 3) OBP: 0.345, SLG: 0.447		0-0 5-3		0-0 4-3		0-0 F8		0-0 FC4-6 1-2f		4 0 0 0 0 0 1		
Carl Warwick, R (1, 8) OBP: 0.321, SLG: 0.419		0-0 F7		0-0 F7		0-0 6-3		0-0 F4		4 0 0 0 0 0 0		
Hal Smith, R (1, 2) OBP: 0.295, SLG: 0.422		4-0 HR BB			0-0 4-3 1B 2B		0-0 1-3	0-0 F4		3 2 1 0 1 0 0		
Bob Aspromonte, R (1, 5) OBP: 0.372, SLG: 0.414		0-0 HR			0-0 4-3 2-3		0-0 1B	0-0 1B		4 1 3 2 0 0 1		
Don Buddin, R (1, 6) OBP: 0.370, SLG: 0.257		0-0 F5			0-0 2B 1B		0-0 P3	0-0 F3		4 1 1 1 0 0 2		
Hal Woodeshick, R (1, 1) John Anderson, R (1, 1) Pidge Browne, L (5, PH) Don McMahon, R (5, 1) Dave Giusti, R (7, PH) Dean Stone, L (7, 1) OBP: 0.455, SLG: 0.500 OBP: 0.308, SLG: 0.308			0-3 K		0-0 1-H 2B		0-3 K			0 0 0 0 0 0 0 1 0 0 0 0 1 0 1 0 1 1 0 0 0 0 0 0 0 0 0 0 1 0 0 0 0 1 1 0 0 0 0 0 0 0		
Inning Stats	R: 0 H: 0 E: 0 LOB: 0 K: 0 BB: 0 S: 3 P: 3	R: 2 H: 1 E: 0 LOB: 0 K: 0 BB: 1 S: 4 P: 8	R: 0 H: 0 E: 0 LOB: 0 K: 1 BB: 0 S: 5 P: 5	R: 0 H: 0 E: 0 LOB: 0 K: 0 BB: 0 S: 3 P: 3	R: 2 H: 3 E: 0 LOB: 1 K: 0 BB: 0 S: 6 P: 6	R: 0 H: 0 E: 0 LOB: 0 K: 0 BB: 0 S: 3 P: 3	R: 0 H: 1 E: 0 LOB: 1 K: 1 BB: 0 S: 6 P: 6	R: 0 H: 1 E: 0 LOB: 1 K: 1 BB: 0 S: 6 P: 6	R: 0 H: 1 E: 0 LOB: 1 K: 0 BB: 0 S: 4 P: 4	1B: 4 SF: 0 2B: 2 SAC: 0 3B: 0 DP: 0 HR: 1 HBP: 0	WP: 0 PA: 35 PB: 0 SB: 0 CS: 0	
PITCHER Billy Pierce, L (1, 1) ERA: 2.47	IP WLS BF H R ER SO BB IBB HBP BLK WP HR S P ERA WHIP	9.0 W 35 7 4 4 3 1 0 0 0 0 1 40 44 4.00 0.889										



Batter	1	2	3	4	5	6	7	8	9
Harvey Kuenn, R OBP: 0.429, SLG: 0.457 (1, 7)				6-3		4-3		F6	
Chuck Hiller, L OBP: 0.339, SLG: 0.321 (1, 4)				1-3			K		
Willie Mays, R OBP: 0.398, SLG: 0.567 (1, 8)			K	K			4-3		
Orlando Cepeda, R OBP: 0.371, SLG: 0.601 (1, 3)			F4		6-3			BB	
Jim Davenport, R OBP: 0.366, SLG: 0.477 (1, 5)			F4		K			K	
Manny Mota, R OBP: 0.292, SLG: 0.267 (1, 9)			F9		K			1B	
Ed Bailey, L OBP: 0.400, SLG: 0.583 (1, 2)			L3					F2	
Jose Pagan, R OBP: 0.308, SLG: 0.405 (1, 6)						K		1B	
Billy Pierce, L OBP: 0.389, SLG: 0.313 (1, 1)			F8			K		1B	

Inning Stats	R: 6 E: 0 K: 0 S: 8	H: 5 LOB: 2 BB: 3 P: 20	R: 0 E: 0 K: 1 S: 5	H: 0 LOB: 0 BB: 0 P: 5	R: 0 E: 0 K: 0 S: 4	H: 1 LOB: 1 BB: 0 P: 4	R: 0 E: 0 K: 1 S: 5	H: 0 LOB: 0 BB: 0 P: 5	R: 0 E: 0 K: 2 S: 7	H: 0 LOB: 0 BB: 0 P: 7	R: 0 E: 0 K: 2 S: 8	H: 1 LOB: 1 BB: 0 P: 8	R: 0 E: 0 K: 2 S: 7	H: 0 LOB: 1 BB: 1 P: 11	R: 1 E: 0 K: 0 S: 5	H: 3 LOB: 1 BB: 0 P: 5
--------------	------------------------------	----------------------------------	------------------------------	---------------------------------	------------------------------	---------------------------------	------------------------------	---------------------------------	------------------------------	---------------------------------	------------------------------	---------------------------------	------------------------------	----------------------------------	------------------------------	---------------------------------

PITCHER	IP	WLS	BF	H	R	ER	SO	BB	IBB	HBP	BLK	WP	HR	S	P	ERA	WHIP
Hal Woodeshick, L ERA: 3.92 (1, 1)	0.2	L	7	2	5	5	0	3	0	0	0	0	0	4	16	67.50	7.500
John Anderson, R ERA: 2.31 (1, 1)	3.1		14	4	1	1	2	0	0	0	0	0	0	18	18	2.70	1.200
Don McMahon, R ERA: 2.61 (5, 1)	2.0		7	1	0	0	4	0	0	0	0	0	0	15	15	0.00	0.500
Dean Stone, L ERA: 4.05 (7, 1)	2.0		9	3	1	1	2	1	0	0	0	0	0	12	16	4.50	2.000

BOTTOM

AB R H RBI BB SO LOB

5 0 1 2 0 0 2

3 1 0 0 1 1 2

3 1 0 0 1 2 0

3 1 1 1 1 0 0

3 0 0 0 1 2 1

4 1 1 1 0 1 2

4 1 2 1 0 0 1

4 2 3 1 0 1 1

4 0 2 1 0 1 2

AB 33
R 7
H 10
RBI 7
BB 4
SO 8
LOB 11

WP: 0 PA: 37
PB: 0
SB: 0
CS: 0

Houston Colt 45's @ San Francisco Giants
Candlestick Park, San Francisco, CA

Sun May 20 1962, 6:38 AM EDT
Att. 40,932 - Unknown

livebaseballscorecards.com

Batter	1	2	3	4	5	6	7	8	9	AB R H RBI BB SO LOB	TOP											
Harvey Kuenn, R (1, 7) OBP: 0.413, SLG: 0.438	2-3 K		1-0 F9			1-1 6-3		0-3 K		4 0 0 0 0 2 0	<p>San Francisco Giants @ Los Angeles Dodgers Dodger Stadium, Los Angeles, CA Mon May 21 1962, 7:05 PM PDT Att: 45,192 - Unknown</p>											
Chuck Hiller, L (1, 4) OBP: 0.331, SLG: 0.313	0-3 K			1-3 K		0-3 K		1-1 F6		4 0 0 0 0 3 0												
Willie Mays, R (1, 8) OBP: 0.389, SLG: 0.552	1-1 5-3			0-0 E7		1-0 5-3		3-2 F2		4 0 0 0 0 0 0												
Orlando Cepeda, R (1, 3) OBP: 0.374, SLG: 0.618		3-2 1B		0-1 G5-4-3			2-2 HR		1-1 F6	4 1 2 1 0 0 1												
Manny Mota, R (1, 9) OBP: 0.269, SLG: 0.245		0-0 F9			3-2 L7		2-2 F8		0-0 L1	4 0 0 0 0 0 1												
Ed Bailey, L (1, 2) OBP: 0.387, SLG: 0.560		2-2 F9			0-0 F5		1-3 K		2-2 1-3	4 0 0 0 0 1 1												
Jose Pagan, R (1, 6) OBP: 0.314, SLG: 0.407		0-3 K			4-2 1B BB		1-1 1B 1B			2 0 1 0 1 1 1												
Jim Davenport, R (1, 5) OBP: 0.372, SLG: 0.481			0-1 F9		1-1 1-2 1B		0-2 1-2 1B			3 0 2 0 0 0 0												
Billy O'Dell, S (1, 1) OBP: 0.200, SLG: 0.130 Bob Nieman, R (7, PH) OBP: 0.200, SLG: 0.250 Bobby Bolin, R (7, 1) Don Larsen, R (7, 1) OBP: 0.333, SLG: 0.333			2-3 K		1-3 K		2-3 K			2 0 0 0 0 2 2 1 0 0 0 0 1 2 0 0 0 0 0 0 0 0 0 0 0 0 0 0												
Inning Stats	R: 0 E: 0 K: 2 S: 8	H: 0 LOB: 0 BB: 0 P: 11	R: 0 E: 0 K: 1 S: 13	H: 1 LOB: 1 BB: 0 P: 18	R: 0 E: 0 K: 1 S: 6	H: 0 LOB: 0 BB: 0 P: 9	R: 0 E: 1 K: 1 S: 6	H: 0 LOB: 0 BB: 0 P: 7	R: 0 E: 0 K: 1 S: 15	H: 1 LOB: 2 BB: 1 P: 24	R: 0 E: 0 K: 1 S: 6	H: 0 LOB: 0 BB: 0 P: 8	R: 1 E: 0 K: 2 S: 18	H: 3 LOB: 2 BB: 0 P: 26	R: 0 E: 0 K: 1 S: 10	H: 0 LOB: 0 BB: 0 P: 14	R: 0 E: 0 K: 0 S: 7	H: 0 LOB: 0 BB: 0 P: 10	1B: 4 2B: 0 3B: 0 HR: 1	SF: 0 SAC: 0 DP: 1 HBP: 0	WP: 0 PB: 0 SB: 0 CS: 0	PA: 33
PITCHER Sandy Koufax, L (1, 1) ERA: 2.8	IP: 9.0 WLS: W BF: 33 H: 5 R: 1 ER: 1 SO: 10 BB: 1 IBB: 0 HBP: 0 BLK: 0 WP: 0 HR: 1 S: 89 P: 127 ERA: 1.00 WHIP: 0.667											PITCHER	IP: 9.0 WLS: W BF: 33 H: 5 R: 1 ER: 1 SO: 10 BB: 1 IBB: 0 HBP: 0 BLK: 0 WP: 0 HR: 1 S: 89 P: 127 ERA: 1.00 WHIP: 0.667									

livebaseballscorecards.com

AB	32
R	1
H	5
RBI	1
BB	1
SO	10
LOB	8



Batter	1	2	3	4	5	6	7	8	9
Maury Wills, S OBP: 0.293, SLG: 0.276 (1, 6)	1-1 L4		1-2 G3-6			3-2 L8		2B 1B	
Jim Gilliam, S OBP: 0.319, SLG: 0.298 (1, 5)	0-1 F6			0-2 F2		1-0 E7 2B		3-2 F9	
Willie Davis, L OBP: 0.400, SLG: 0.538 (1, 8)	2-0 4-3			0-0 HR 1B		0-0 F2		0-1 1B 2B	
Tommy Davis, R OBP: 0.344, SLG: 0.596 (1, 7)		0-0 2B		2-0 HR		2-1 2B		4-2 1B BB	
Frank Howard, R OBP: 0.303, SLG: 0.361 (1, 9)		2-2 6-3		0-0 6-3		1-3 K		2-1 1B 1B	
Duke Snider, L OBP: 0.467, SLG: 0.593 (8, PH)								1-2 1B 1B	
Tim Harkness, L OBP: 0.324, SLG: 0.387 (9, 3)								3-H	
Lee Walls, R OBP: 0.316, SLG: 0.273 (1, 3)		3-3 K		1-3 K		4-0 G5-4-3 BB		0-1 1B 1B	
Ron Fairly, L OBP: 0.394, SLG: 0.283 (8, 3)								1-2 2-H	
(9, 9)									
John Roseboro, L OBP: 0.385, SLG: 0.372 (1, 2)		2-3 K		4-2 B3-6-4 BB		0-0 G5-4-3 1B		1-2 F8	
Larry Burreight, R OBP: 0.385, SLG: 0.567 (1, 4)			1-3 K		1-3 K		3-1 G5-4-3	1-2 1B 1B	
Sandy Koufax, R OBP: 0.133, SLG: 0.071 (1, 1)			4-2 G3-6 BB		2-1 B3-6-4		1-3 K	1-2 1B	
								1-3 2-H	


AB	R	H	RBI	BB	SO	LOB
5	1	1	0	0	0	3
4	1	0	0	0	0	1
4	2	2	1	0	0	1
3	2	3	3	1	0	0
3	0	0	0	0	1	2
1	1	1	1	0	0	0
0	0	0	0	0	0	0
2	0	0	0	0	2	1
1	1	1	1	1	0	0
3	0	1	0	1	1	3
4	0	1	1	0	2	3
3	0	1	1	1	1	2

BOTTOM

San Francisco Giants @ Los Angeles Dodgers
Dodger Stadium, Los Angeles, CA
 Mon May 21 1962, 7:05 PM PDT
 Att. 45,192 - Unknown

AB	33
R	8
H	11
RBI	8
BB	4
SO	7
LOB	16

livebaseballscorecards.com



WP: 0	PA: 37
PB: 0	
SB: 2	
CS: 0	

Inning Stats	R: 0	H: 0	E: 0	K: 5	S: 5	R: 0	H: 1	E: 0	K: 2	S: 14	R: 0	H: 0	E: 0	K: 1	S: 9	R: 2	H: 2	E: 0	K: 1	S: 10	R: 0	H: 0	E: 0	K: 1	S: 7	R: 1	H: 1	E: 1	K: 1	S: 12	R: 0	H: 1	E: 0	K: 1	S: 6	R: 5	H: 6	E: 0	K: 0	S: 24
	LOB: 0	BB: 0	P: 8	LOB: 1	BB: 0	P: 21	LOB: 0	BB: 1	P: 15	LOB: 0	BB: 0	P: 13	LOB: 0	BB: 1	P: 14	LOB: 1	BB: 0	P: 19	LOB: 1	BB: 1	P: 14	LOB: 2	BB: 1	P: 39	SF: 0	SAC: 0	DP: 3	HBP: 0												

PITCHER	IP	WLS	BF	H	R	ER	SO	BB	IBB	HBP	BLK	WP	HR	S	P	ERA	WHIP
Billy O'Dell, L ERA: 2.84 (1, 1)	6.0	L	23	4	3	2	6	2	0	0	0	0	1	57	90	3.00	1.000
Bobby Bolin, R ERA: 3.68 (7, 1)	0.0		2	1	0	0	0	1	0	0	0	0	0	1	5	∞	∞
Don Larsen, R ERA: 5.32 (7, 1)	2.0		12	6	5	5	1	1	0	0	0	0	0	29	48	22.50	3.500

Batter	1	2	3	4	5	6	7	8	9	AB R H RBI BB SO LOB	TOP											
Harvey Kuenn, R (1, 7) OBP: 0.416, SLG: 0.434	2-2 1B		2-1 F8		0-1 5-3			4-1 FC5-4 BB		3 0 1 0 1 0 1	San Francisco Giants @ Los Angeles Dodgers Dodger Stadium, Los Angeles, CA Tue May 22 1962, 7:05 PM PDT Att. 46,636 - Unknown											
Willie Mays, R (1, 8) OBP: 0.391, SLG: 0.554	3-2 F8		4-0 1-2 IBB			1-0 E 2B		0-0 FC5-4 L6-3		3 1 1 0 1 0 2												
Chuck Hiller, L (1, 4) OBP: 0.330, SLG: 0.311	0-0 F8		2-0 L7			0-0 E9 PB 2H 1B		1-1 L6-3		4 0 1 1 0 0 4												
Orlando Cepeda, R (1, 3) OBP: 0.371, SLG: 0.609	0-1 F8			0-1 F7		3-2 F8		1-1 G6-3 1B		4 0 1 0 0 0 2												
Matty Alou, L (1, 9) OBP: 0.324, SLG: 0.303		3-2 F3		4-1 S BB		0-1 F3		1-0 G6-3 1B		3 0 1 0 1 0 1												
Jose Pagan, R (1, 6) OBP: 0.307, SLG: 0.396		1-0 F3		1-3 K 1-2		2-1 6-3 2-3		1-2 G6-3 1-2f 2-3		4 0 0 0 0 1 4												
Tom Haller, L (1, 2) OBP: 0.364, SLG: 0.486		0-3 K		2-1 F5			0-3 K		2-1 G3	3 0 0 0 0 2 1												
Stu Miller, R (7, 1) OBP: 0.500, SLG: 0.500										0 0 0 0 0 0 0												
Willie McCovey, L (9, PH) OBP: 0.474, SLG: 0.806										1 0 0 0 0 0 1												
Jim Davenport, R (1, 5) OBP: 0.385, SLG: 0.471			0-1 5-3		0-1 4-3		2-3 K			3 0 0 0 0 1 0												
Jack Sanford, R (1, 1) OBP: 0.240, SLG: 0.217			4-1 BLK BB		0-3 K		1-0 4-3			1 0 0 0 1 1 0												
Ed Bailey, L (7, PH) OBP: 0.384, SLG: 0.554										1 0 0 0 0 0 0												
Inning Stats	R: 0 E: 0 K: 0 S: 9	H: 1 LOB: 1 BB: 0 P: 14	R: 0 E: 0 K: 1 S: 7	H: 0 LOB: 0 BB: 0 P: 11	R: 0 E: 0 K: 0 S: 6	H: 0 LOB: 2 BB: 2 P: 18	R: 0 E: 0 K: 1 S: 8	H: 0 LOB: 1 BB: 1 P: 15	R: 0 E: 0 K: 1 S: 7	H: 0 LOB: 0 BB: 0 P: 7	R: 1 E: 1 K: 0 S: 9	H: 2 LOB: 1 BB: 0 P: 15	R: 0 E: 0 K: 2 S: 7	H: 0 LOB: 0 BB: 0 P: 10	R: 0 E: 0 K: 0 S: 4	H: 0 LOB: 0 BB: 1 P: 9	R: 0 E: 0 K: 0 S: 8	H: 2 LOB: 1 BB: 0 P: 13	1B: 4 2B: 2 3B: 0 HR: 0	SF: 0 SAC: 0 DP: 2 HBP: 0	WP: 0 PB: 1 SB: 1 CS: 0	PA: 34
PITCHER	IP WLS BF H R ER SO BB IBB HBP BLK WP HR S P ERA WHIP																					
Stan Williams, R (1, 1) ERA: 5.14	8.0 W 32 5 1 1 5 3 1 0 1 0 0 60 104 1.12 1.000																					
Larry Sherry, R (9, 1) ERA: 3.51	1.0 S 2 0 0 0 0 0 0 0 0 0 0 5 8 0.00 0.000																					

livebaseballscorecards.com

AB	30
R	1
H	5
RBI	1
BB	4
SO	5
LOB	16



Batter	1	2	3	4	5	6	7	8	9
Maury Wills, S OBP: 0.292, SLG: 0.276 (1, 6)	1-1 5-3		0-0 6-3		0-2 F5		2-1 BB E 1B		
Jim Gilliam, S OBP: 0.335, SLG: 0.307 (1, 5)	4-1 G4-3-6 BB		1-1 S 1B			2-2 1B	4-0 E 1-2 BB		
Willie Davis, L OBP: 0.403, SLG: 0.537 (1, 8)	0-0 G4-3-6 1-2f		0-1 1-3			0-0 HR 1B	2-2 E9 1-3 2-H 3-H 1B		
Duke Snider, L OBP: 0.456, SLG: 0.565 (1, 9)		3-2 3-1		2-1 F8		2-1 F7	4-2 BB		
Tim Harkness, L OBP: 0.324, SLG: 0.387 (8, 3)									
Tommy Davis, R OBP: 0.341, SLG: 0.606 (1, 7)		1-3 K		1-0 6-3		1-0 HR	0-2 1-3		
Ron Fairly, L OBP: 0.413, SLG: 0.291 (1, 3)		4-2 BB		4-0 BB		3-3 K	1-2 WP SH1-3 1B		
John Roseboro, L OBP: 0.383, SLG: 0.371 (1, 2)		0-2 G3		2-2 F9			2-2 1B SH1-3 E 1B	0-1 SH1-3	
Larry Burreight, R OBP: 0.382, SLG: 0.556 (1, 4)			1-0 6-3 SH5-4 1B 1B		2-2 F3		1-1 SH1-3	3-3 K	
Stan Williams, R (1, 1)			1-1 SH5-4		2-2 6-3		1-3 K	0-3 K	
Larry Sherry, R (9, 1)									

Inning Stats	R: 0	H: 0	E: 0	LOB: 0	K: 0	S: 4	P: 9	R: 0	H: 0	E: 0	LOB: 1	K: 1	S: 13	R: 0	H: 2	E: 0	LOB: 1	K: 0	S: 8	R: 0	H: 0	E: 0	LOB: 1	K: 0	S: 7	R: 0	H: 0	E: 0	LOB: 0	K: 0	S: 9	R: 2	H: 3	E: 0	LOB: 0	K: 1	S: 10	R: 2	H: 3	E: 1	LOB: 3	K: 1	S: 20	R: 0	H: 1	E: 0	LOB: 1	K: 2	S: 12
	0	0	0	0	0	4	9	0	0	0	1	1	13	0	2	0	1	0	8	0	0	0	0	0	7	0	0	3	0	0	0	0	0	10	2	3	0	0	1	20	0	1	0	0	12				

PITCHER	IP	WLS	BF	H	R	ER	SO	BB	IBB	HBP	BLK	WP	HR	S	P	ERA	WHIP
Jack Sanford, R (1, 1)	6.0	L	24	5	3	3	2	3	0	0	0	0	1	51	88	4.50	1.333
Stu Miller, R (7, 1)	2.0		12	4	2	2	3	2	0	0	0	1	0	32	52	9.00	3.000

BOTTOM

AB	R	H	RBI	BB	SO	LOB
4	1	1	0	0	0	1
2	0	2	1	2	0	0
4	1	2	2	0	0	2
3	0	0	0	1	0	1
0	0	0	0	0	0	0
4	1	1	2	0	1	3
2	0	1	0	2	1	0
3	1	1	0	0	0	2
3	1	1	0	0	1	1
3	0	0	0	0	2	2
0	0	0	0	0	0	0

AB	28
R	5
H	9
RBI	5
BB	5
SO	5
LOB	12



WP	HR	S	P	ERA	WHIP
1	0	1	36		

San Francisco Giants @ Los Angeles Dodgers
 Dodger Stadium, Los Angeles, CA
 Tue May 22 1962, 7:05 PM PDT
 Att. 46,636 - Unknown

livebaseballscorecards.com

Batter	1	2	3	4	5	6	7	8	9	AB R H RBI BB SO LOB	TOP	
Tony Taylor, R OBP: 0.353, SLG: 0.355 (1, 4) X	0-0 1B E 1B	0-0 4-3			0-0 4-3 2B 1B		0-0 1B 2B	0-0 4-3 1-2		5 3 3 0 0 0 1	Philadelphia Phillies @ San Francisco Giants Candlestick Park, San Francisco, CA Wed May 23 1962, 10:05 PM EDT Att. 7,314 - Unknown	
Johnny Callison, L OBP: 0.370, SLG: 0.526 (1, 9) X	0-0 1-3 1B 1B		0-0 E4 F9 S		0-0 4-3	0-3 K	0-0 1B BB	4-0 1B BB	4 2 1 0 1 1 2			
Ted Savage, R OBP: 0.396, SLG: 0.479 (1, 7) X	0-0 1-2 3-H SF7 1B		0-0 B2		0-0 2B 2B	0-0 2B E 1B	0-0 1B 1B	0-0 1-2 2-H 1B 1B	5 3 3 3 0 0 2			
Roy Sievers, R OBP: 0.302, SLG: 0.242 (1, 3) X	0-0 1-3 2-H 1B		0-0 F9		0-0 F5	0-0 E 2B	0-0 E 2B	0-3 K	5 0 2 2 0 1 4			
Don Demeter, R OBP: 0.350, SLG: 0.524 (1, 5) X	0-0 3-H SF7		0-0 F8		0-0 2B	4-0 E IBB	0-0 1B	0-0 1-H 2-H 1B	3 0 2 3 1 0 1			
Jacke Davis, R OBP: 0.378, SLG: 0.400 (1, 8) X	0-0 P5		0-0 6-3		0-3 K	0-3 K		0-3 K	5 0 0 0 0 3 4			
Clay Dalrymple, L OBP: 0.412, SLG: 0.495 (1, 2) X	0-0 F7		0-0 1B		4-0 CS BB	0-0 G3		0-0 4-3	4 0 1 0 1 0 3			
Bobby Wine, R OBP: 0.200, SLG: 0.250 (1, 6) X		0-3 K	0-3 K		0-3 K		0-0 E 2B	0-0 6-3	5 1 1 0 0 3 2			
Art Mahaffey, R OBP: 0.227, SLG: 0.300 (1, 1) Frank Sullivan, R (7, 1) Jack Baldschun, R (7, 1)		0-0 6-3	0-0 F7		0-3 K		0-0 E5 4-3 1B		3 0 0 0 0 1 1 0 0 0 0 0 0 0 1 1 0 0 0 0 0			
Inning Stats	R: 3 H: 3 E: 1 LOB: 1 K: 0 BB: 0 S: 7 P: 7	R: 0 H: 0 E: 0 LOB: 0 K: 1 BB: 0 S: 5 P: 5	R: 0 H: 0 E: 1 LOB: 1 K: 0 BB: 0 S: 4 P: 4	R: 0 H: 1 E: 0 LOB: 1 K: 1 BB: 0 S: 6 P: 6	R: 2 H: 3 E: 0 LOB: 1 K: 1 BB: 0 S: 8 P: 8	R: 0 H: 0 E: 0 LOB: 0 K: 2 BB: 1 S: 6 P: 10	R: 2 H: 3 E: 1 LOB: 2 K: 2 BB: 1 S: 10 P: 14	R: 3 H: 3 E: 1 LOB: 2 K: 1 BB: 1 S: 8 P: 12	R: 0 H: 0 E: 0 LOB: 0 K: 1 BB: 0 S: 5 P: 5	1B: 8 SF: 1 2B: 6 SAC: 0 3B: 0 DP: 1 HR: 0 HBP: 0	WP: 0 PA: 44 PB: 0 SB: 2 CS: 1	
PITCHER	IP WLS BF H R ER SO BB IBB HBP BLK WP HR S P ERA WHIP											
Mike McCormick, L (1, 1) ERA: 6.1	4.1 L 21 6 5 4 2 0 0 0 0 0 0 0 25 25 8.31 1.385											
Gaylord Perry, R (5, 1) ERA: 5.82	0.2 3 1 0 0 1 0 0 0 0 0 0 0 5 5 0.00 1.500											
Bobby Bolin, R (6, 1) ERA: 3.86	2.0 10 3 2 1 4 1 1 0 0 0 0 0 16 24 4.50 2.000											
Jim Duffalo, R (8, 1) ERA: 2.93	1.0 7 3 3 1 1 1 0 0 0 0 0 0 8 12 9.00 4.000											
Stu Miller, R (9, 1) ERA: 2.87	1.0 3 0 0 0 0 1 0 0 0 0 0 0 5 5 0.00 0.000											

livebaseballscorecards.com

AB 40
R 10
H 13
RBI 8
BB 3
SO 9
LOB 20



BOTTOM

Philadelphia Phillies @ San Francisco Giants
Candlestick Park, San Francisco, CA
Wed May 23 1962, 10:05 PM EDT
Att. 7,314 - Unknown

livebaseballscorecards.com

AB 35
R 7
H 8
RBI 7
BB 6
SO 8
LOB 20



WP: 1 PA: 43
PB: 0
SB: 0
CS: 0

AB R H RBI BB SO LOB

4 0 1 2 0 0 1

4 1 3 3 1 1 0

5 0 1 1 0 1 4

0 0 0 0 0 0 0

5 0 2 0 0 0 1

5 2 1 1 0 3 4

3 1 0 0 1 0 2

4 1 0 0 1 1 3

2 1 0 0 2 1 2

1 0 0 0 0 0 0
0 0 0 0 0 0 0
1 0 0 0 0 1 1
0 0 0 0 0 0 0
1 0 0 0 0 0 2
0 0 0 0 0 0 0
0 1 0 0 1 0 0

1B: 6 SF: 1
2B: 1 SAC: 0
3B: 0 DP: 0
HR: 1 HBP: 1

Batter	1	2	3	4	5	6	7	8	9
Harvey Kuenn, R (1, 7) OBP: 0.407, SLG: 0.427	0-0 4-3		0-0 F4		0-0 F9		0-0 SF9	0-0 1B	
Chuck Hiller, L (1, 4) OBP: 0.342, SLG: 0.327	0-0 1B		0-3 K			4-0 FC6-4 BB	0-0 1B 2B	0-0 1B	
Matty Alou, L (1, 8) OBP: 0.310, SLG: 0.289 Stu Miller, R (9, 1) OBP: 0.500, SLG: 0.500	0-0 F5			0-3 K		0-0 FC6-4 1B	0-0 1B	0-0 F7	
Orlando Cepeda, R (1, 3) OBP: 0.372, SLG: 0.602	0-0 1B			0-0 F3		0-0 1B	0-0 F5		0-0 F9
Willie McCovey, L (1, 9) OBP: 0.442, SLG: 0.806	0-3 K			0-0 HR		0-0 F5		0-3 K 1B	0-3 K
Ed Bailey, L (1, 2) OBP: 0.385, SLG: 0.538		0-0 3-1		0-0 F9		0-0 F9		4-0 1B 1B 6-3 BB	1-0 HBP
Manny Mota, R (1, 5) OBP: 0.263, SLG: 0.226		0-3 K			0-0 F4		4-0 F9 BB SF9 BB	0-0 6-3 1B	0-0 F9
Jose Pagan, R (1, 6) OBP: 0.311, SLG: 0.391			0-0 F8			4-0 BB	4-0 2B BB	0-3 K	
Mike McCormick, L (1, 1) OBP: 0.286, SLG: 0.667 Gaylord Perry, R (5, 1) Bob Nieman, R (5, PH) OBP: 0.167, SLG: 0.200 Bobby Bolin, R (6, 1) Jim Davenport, R (7, PH) OBP: 0.082, SLG: 0.467 Jim Duffalo, R (8, 1) Willie Mays, R (8, PH) OBP: 0.394, SLG: 0.554			0-0 4-3		0-3 K		0-0 F9	4-0 1B BB	

Inning Stats	R: 0	H: 2	E: 0	K: 1	S: 7	H: 0	LOB: 2	BB: 0	P: 7	R: 0	H: 0	E: 0	K: 1	S: 5	H: 0	LOB: 0	BB: 0	P: 5	R: 0	H: 0	E: 0	K: 1	S: 5	R: 1	H: 1	E: 0	K: 1	S: 6	H: 0	LOB: 0	BB: 0	P: 6	R: 0	H: 0	E: 0	K: 1	S: 5	R: 0	H: 1	E: 0	K: 0	S: 4	H: 2	LOB: 1	BB: 2	P: 13	R: 3	H: 2	E: 0	K: 2	S: 10	H: 2	LOB: 2	BB: 2	P: 18	R: 0	H: 0	E: 0	K: 1	S: 5	H: 0	LOB: 1	BB: 0	P: 6	1B: 6	SF: 1	2B: 1	SAC: 0	3B: 0	DP: 0	HR: 1	HBP: 1	WP: 1	PA: 43
--------------	------	------	------	------	------	------	--------	-------	------	------	------	------	------	------	------	--------	-------	------	------	------	------	------	------	------	------	------	------	------	------	--------	-------	------	------	------	------	------	------	------	------	------	------	------	------	--------	-------	-------	------	------	------	------	-------	------	--------	-------	-------	------	------	------	------	------	------	--------	-------	------	-------	-------	-------	--------	-------	-------	-------	--------	-------	--------

PITCHER	IP	WLS	BF	H	R	ER	SO	BB	IBB	HBP	BLK	WP	HR	S	P	ERA	WHIP
Art Mahaffey, R (1, 1) ERA: 5.1	6.0	W	25	4	2	2	5	3	0	0	0	0	1	32	44	3.00	1.167
Frank Sullivan, R (7, 1) ERA: 6.41	0.2		5	2	2	0	1	0	0	0	0	0	0	4	8	27.00	4.500
Jack Baldschun, R (7, 1) ERA: 4.75	2.1	S	13	2	3	3	3	2	0	1	0	1	0	16	25	11.57	1.714

Batter	1	2	3	4	5	6	7	8	9	AB R H RBI BB SO LOB	TOP	
Tony Taylor, R (1, 4) OBP: 0.361, SLG: 0.358	0-0 6-3		0-0 5-3		4-0 BB 1B BB		0-3 K		0-3 K	4 0 0 0 1 2 2		
Johnny Callison, L (1, 9) OBP: 0.385, SLG: 0.566	0-0 SF9 3B		0-0 1B		0-0 1-2 1B			0-0 4-3	0-0 1-H 2-H HR	5 2 4 3 0 0 0		
Ted Savage, R (1, 7) OBP: 0.388, SLG: 0.466	0-0 SF9 3-H		0-0 5-3		4-0 1-2 2-3 BB			0-0 1B 2B	0-3 K	3 1 1 1 1 1 2		
Roy Sievers, R (1, 3) OBP: 0.298, SLG: 0.232	0-0 F5			0-0 F7	0-3 K			0-0 F9	4-0 BB	4 0 0 0 1 1 4		
Mel Roach, R (1, 5) OBP: 0.276, SLG: 0.269		0-0 5-3		0-0 F5		0-0 F4		0-0 2-H HR 1B	0-0 1-3	5 1 1 1 0 0 1		
Tony Gonzalez, L (1, 8) OBP: 0.406, SLG: 0.523		0-0 4-3		0-0 1B		0-0 F8		0-0 1-H HR		4 1 2 2 0 0 0		
Sammy White, R (1, 2) OBP: 0.258, SLG: 0.393		0-0 1B		0-0 F5		0-0 F3		0-3 K		4 0 1 0 0 1 1		
Bobby Wine, R (1, 6) OBP: 0.214, SLG: 0.250		0-3 K			0-0 F7		0-0 F6		0-0 WP HR 1B	4 1 1 0 0 1 1		
Jack Hamilton, R (1, 1) OBP: 0.174, SLG: 0.095			0-3 K			0-3 K			0-0 WP HR 1B	2 0 0 0 0 0 2 0		
Frank Sullivan, R (5, 1)										0 0 0 0 0 0 0 0		
Jackie Davis, R (7, PH) OBP: 0.389, SLG: 0.389										1 0 0 0 0 0 1 0		
Jim Owens, R (7, 1)										0 0 0 0 0 0 0 0		
Don Demeter, R (9, PH) OBP: 0.386, SLG: 0.523										1 0 1 0 0 0 0 0		
Dallas Green, L (9, PR) OBP: 0.333, SLG: 0.333										0 1 0 0 0 0 0 0		
Inning Stats	R: 1 H: 1 E: 0 LOB: 0 K: 0 BB: 0 S: 4 P: 4	R: 0 H: 1 E: 0 LOB: 1 K: 1 BB: 0 S: 6 P: 6	R: 0 H: 1 E: 0 LOB: 1 K: 1 BB: 0 S: 6 P: 6	R: 0 H: 1 E: 0 LOB: 1 K: 0 BB: 0 S: 4 P: 4	R: 0 H: 1 E: 0 LOB: 3 K: 2 BB: 2 S: 8 P: 16	R: 0 H: 0 E: 0 LOB: 0 K: 0 BB: 0 S: 3 P: 3	R: 0 H: 0 E: 0 LOB: 0 K: 2 BB: 0 S: 7 P: 7	R: 3 H: 3 E: 0 LOB: 0 K: 1 BB: 0 S: 8 P: 8	R: 3 H: 3 E: 0 LOB: 1 K: 2 BB: 1 S: 10 P: 14	1B: 7 SF: 1 2B: 1 SAC: 0 3B: 1 DP: 0 HR: 2 HBP: 0	WP: 1 PA: 41 PB: 0 SB: 0 CS: 0	
PITCHER	IP WLS BF H R ER SO BB IBB HBP BLK WP HR S P ERA WHIP											
Billy Pierce, L (1, 1) ERA: 3.23	8.1 W 38 11 7 7 8 2 0 0 0 1 2 52 60 7.56 1.560											
Stu Miller, R (9, 1) ERA: 2.33	0.2 S 3 0 0 0 1 1 0 0 0 0 0 4 8 0.00 1.500											

Philadelphia Phillies @ San Francisco Giants
Candlestick Park, San Francisco, CA
Fri May 25 1962, 10:05 PM EDT
Att. 11,538 - Unknown

livebaseballscorecards.com

AB	37
R	7
H	11
RBI	7
BB	3
SO	9
LOB	11



Batter	1	2	3	4	5	6	7	8	9	10	AB	R	H	RBI	BB	SO	LOB
Jim Hickman, R (1, 8) OBP: 0.355, SLG: 0.462	0-0 F8	0-3 K		0-0 1-3 1B		0-0 1-2f G6-4-3			0-0 4-3		5	0	1	0	0	1	2
Charlie Neal, R (1, 4) OBP: 0.327, SLG: 0.396	0-0 1B 1B		0-0 5-3	0-0 SF9			0-0 5-3		0-0 F9		4	1	1	1	0	0	0
Cliff Cook, R (1, 5) OBP: 0.261, SLG: 0.409	0-3 K		0-0 6-3	0-0 F9			0-3 K		0-0 HR		4	0	0	0	0	2	2
Felix Mantilla, R (7, 5) OBP: 0.372, SLG: 0.466											1	1	1	1	0	0	0
Frank Thomas, R (1, 7) OBP: 0.387, SLG: 0.694	0-0 1B 1-2 1B		0-0 2B 1B		0-0 5-3		0-0 6-3		0-0 B1-3		5	1	2	0	0	0	0
Gil Hodges, R (1, 3) OBP: 0.392, SLG: 0.561	0-0 1-3 2-H 1B		0-0 1B 2B		0-3 K			0-0 5-3	0-0 1B		5	1	3	1	0	1	0
Elio Chacon, R (1, 6) OBP: 0.354, SLG: 0.284	0-3 K		0-0 2-H 3-H 1B		0-0 F4			0-0 G3	0-0 F8		5	0	1	2	0	1	3
Joe Christopher, R (1, 9) OBP: 0.125, SLG: 0.292		0-3 K	0-0 F9			0-0 HR		0-0 6-3			4	1	1	1	0	1	1
Harry Chiti, R (1, 2) OBP: 0.409, SLG: 0.400		0-0 F9		0-0 1B SF9 1B		0-0 FC6-5 2B		0-3 K			2	0	1	0	0	0	0
Rod Kanehl, R (4, PR) OBP: 0.353, SLG: 0.375											0	1	0	0	0	0	0
Sammy Taylor, L (4, 2) OBP: 0.284, SLG: 0.246											2	0	1	0	0	1	0
Jay Hook, L (1, 1) OBP: 0.304, SLG: 0.273		0-0 1B		0-3 K		0-0 FC6-5 G6-4-3		0-3 K			4	0	1	0	0	2	2

Inning Stats	R: 1	H: 3	E: 0	K: 2	S: 10	R: 0	H: 1	E: 0	K: 2	S: 8	R: 2	H: 3	E: 0	K: 0	S: 6	R: 1	H: 2	E: 0	K: 1	S: 7	R: 0	H: 0	E: 0	K: 1	S: 5	R: 1	H: 2	E: 0	K: 0	S: 4	R: 0	H: 0	E: 0	K: 1	S: 5	R: 0	H: 0	E: 0	K: 0	S: 3	R: 0	H: 0	E: 0	K: 2	S: 7	R: 1	H: 2	E: 0	K: 0	S: 5	1B: 9	2B: 2	3B: 0	HR: 2	SF: 1	SAC: 0	DP: 1	HBP: 0	WP: 0	PA: 42
--------------	------	------	------	------	-------	------	------	------	------	------	------	------	------	------	------	------	------	------	------	------	------	------	------	------	------	------	------	------	------	------	------	------	------	------	------	------	------	------	------	------	------	------	------	------	------	------	------	------	------	------	-------	-------	-------	-------	-------	--------	-------	--------	-------	--------

PITCHER	IP	WLS	BF	H	R	ER	SO	BB	IBB	HBP	BLK	WP	HR	S	P	ERA	WHIP
Billy O'Dell, L (1, 1) ERA: 3.1	3.0			7	3	3	4	0	0	0	0	0	0	24	24	9.00	2.333
Gaylord Perry, R (4, 1) ERA: 5.61	4.0		15	4	2	2	3	0	0	0	0	0	1	21	21	4.50	1.000
Don Larsen, R (8, 1) ERA: 5.6	3.0	W	11	2	1	1	2	0	0	0	0	0	1	15	15	3.00	0.667


TOP

New York Mets @ San Francisco Giants
Candlestick Park, San Francisco, CA

Sat May 26 1962, 6:33 AM EDT
Att. 18,791 - Unknown

livebaseballscorecards.com

AB	41
R	6
H	13
RBI	6
BB	0
SO	9
LOB	10



BOTTOM

New York Mets @ San Francisco Giants
 Candlestick Park, San Francisco, CA
 Sat May 26 1962, 6:33 AM EDT
 Att: 18,791 - Unknown

livebaseballscorecards.com

AB	37
R	7
H	10
RBI	7
BB	1
SO	1
LOB	10



WP: 0	PA: 39
PB: 0	
SB: 1	
CS: 1	

AB	5	0	2	2	0	0	0
R	0	0	0	0	0	0	0
H	0	0	0	0	0	0	0
RBI	0	0	0	0	0	0	0
BB	0	0	0	0	0	0	0
SO	0	0	0	0	0	0	0
LOB	0	0	0	0	0	0	0

AB	5	1	0	0	0	0	2
R							
H							
RBI							
BB							
SO							
LOB							

AB	4	3	3	3	1	0	0
R							
H							
RBI							
BB							
SO							
LOB							

AB	4	0	1	1	0	1	0
R							
H							
RBI							
BB							
SO							
LOB							

AB	4	1	0	0	0	0	2
R							
H							
RBI							
BB							
SO							
LOB							

AB	4	0	1	0	0	0	1
R							
H							
RBI							
BB							
SO							
LOB							

AB	4	1	3	1	0	0	0
R							
H							
RBI							
BB							
SO							
LOB							

AB	4	1	0	0	0	0	4
R							
H							
RBI							
BB							
SO							
LOB							

AB	0	0	0	0	0	0	0
R							
H							
RBI							
BB							
SO							
LOB							

AB	1	0	0	0	0	0	0
R							
H							
RBI							
BB							
SO							
LOB							

AB	1	0	0	0	0	0	1
R							
H							
RBI							
BB							
SO							
LOB							

1B:	6	SF:	0
2B:	1	SAC:	1
3B:	1	DP:	0
HR:	2	HBP:	0

WP:	0	ERA:	5.79	WHIP:	1.179
PA:	39				

Batter	1	2	3	4	5	6	7	8	9	10
Harvey Kuenn, R (1, 7) OBP: 0.397, SLG: 0.412 Ernie Bowman, R (10, PR)	0-0 6-3	0-0 2-H 3-H 2B			0-0 4-3		0-0 6-3			0-0 FC3-6 1B
Chuck Hiller, L (1, 4) OBP: 0.335, SLG: 0.309	0-0 4-3	0-0 1-3			0-0 F7		0-0 4-3			0-0 FC3-6 HR
Willie Mays, R (1, 8) OBP: 0.423, SLG: 0.679	4-0 1B BB		0-0 6-3 3B		0-0 F9			0-0 HR		0-0 HR
Orlando Cepeda, R (1, 3) OBP: 0.378, SLG: 0.626	0-0 1-3 1B		0-0 6-3		0-3 K			0-0 F9		
Felipe Alou, R (1, 9) OBP: 0.358, SLG: 0.507	0-0 F8		0-0 F4		0-0 E4 G3 1B			0-0 F7		
Ed Bailey, L (1, 2) OBP: 0.369, SLG: 0.513		0-0 1B FC1-2-5 1B	0-0 4-3		0-0 G3 1-3			0-0 F9		
Jim Davenport, R (1, 5) OBP: 0.360, SLG: 0.453 Manny Mota, R (9, PR) (10, 5)		0-0 SH2-3 FC1-2-5 2B 1B		0-0 F5		0-0 1B 3-H			0-0 CS 1B	
Jose Pagan, R (1, 6) OBP: 0.307, SLG: 0.373		0-0 FC1-2-5 SH2-3 2B		0-0 6-3		0-0 1-3			0-0 4-3	
Billy O'Dell, S (1, 1) OBP: 0.200, SLG: 0.130 Gaylord Perry, R (4, 1) Matty Alou, L (7, PH) Don Larsen, R (8, 1) OBP: 0.273, SLG: 0.273		0-0 SH2-3		0-0 1-3		0-0 4-3			0-0 6-3	

Inning Stats	R: 0	H: 1	E: 0	K: 0	S: 4	R: 2	H: 3	E: 0	K: 0	S: 6	R: 1	H: 1	E: 0	K: 0	S: 4	R: 0	H: 0	E: 0	K: 0	S: 3	R: 0	H: 0	E: 0	K: 0	S: 3	R: 1	H: 1	E: 1	K: 1	S: 7	R: 0	H: 0	E: 0	K: 0	S: 3	R: 1	H: 1	E: 0	K: 0	S: 4	R: 0	H: 1	E: 0	K: 0	S: 3	R: 2	H: 2	E: 0	K: 0	S: 3
--------------	------	------	------	------	------	------	------	------	------	------	------	------	------	------	------	------	------	------	------	------	------	------	------	------	------	------	------	------	------	------	------	------	------	------	------	------	------	------	------	------	------	------	------	------	------	------	------	------	------	------

PITCHER	IP	WLS	BF	H	R	ER	SO	BB	IBB	HBP	BLK	WP	HR	S	P	ERA	WHIP
Jay Hook, R (1, 1) ERA: 4.33	9.1	L	39	10	7	6	1	1	0	0	0	0	2	40	44	5.79	1.179

Batter	1	2	3	4	5	6	7	8	9	AB	R	H	RBI	BB	SO	LOB
Harvey Kuenn, R (1, 7) OBP: 0.396, SLG: 0.405	0-0 6-3		4-0 BB		0-0 G3		0-0 SH3-4			2	0	0	0	1	0	0
Chuck Hiller, L (1, 4) OBP: 0.328, SLG: 0.302	0-0 F8		0-0 F7		0-0 1-3		0-0 4-3			4	0	0	0	0	0	2
Willie Mays, R (1, 8) OBP: 0.424, SLG: 0.675	0-0 3-1			0-0 1B 1B	0-0 F4		0-0 E HBP 1B			4	2	2	1	0	0	0
Orlando Cepeda, R (1, 3) OBP: 0.385, SLG: 0.626		0-0 FC5-4 1B		0-0 1B E 1B		0-0 F8	1-0 E HBP 1B			3	2	2	0	0	0	0
Felipe Alou, R (1, 9) OBP: 0.367, SLG: 0.513		0-0 FC5-4 S		0-0 E6 SF7 1B		0-0 FC5 S 1B	0-0 CS 1B			4	1	3	3	0	0	1
Jim Davenport, R (1, 5) OBP: 0.358, SLG: 0.447		0-0 F8		0-0 SF7		4-0 BB	0-0 CS	0-0 F7		2	0	0	1	1	0	1
Tom Haller, L (1, 2) OBP: 0.360, SLG: 0.535		0-0 6-3		0-0 4-3		0-0 F5		0-0 HR		4	1	1	1	0	0	3
Jose Pagan, R (1, 6) OBP: 0.306, SLG: 0.371			0-0 F4	0-0 FC6-4 1B		0-0 FC5		0-3 K2-3		4	0	1	0	0	1	2
Jack Sanford, R (1, 1) OBP: 0.222, SLG: 0.200			0-0 F4	0-0 FC6-4			0-0 SH3-4 1B 1B	0-0 F9		2	0	0	0	0	0	1
Matty Alou, L (7, PH) OBP: 0.333, SLG: 0.300										1	1	1	0	0	0	0
Stu Miller, R (8, 1) OBP: 0.250, SLG: 0.250										1	0	0	0	0	0	0

Inning Stats	R: 0	H: 0	E: 0	K: 0	S: 3	H: 0	LOB: 0	BB: 0	P: 3	R: 0	H: 0	E: 0	K: 0	S: 3	H: 1	LOB: 1	BB: 0	P: 4	R: 0	H: 0	E: 0	K: 0	S: 3	H: 0	LOB: 1	BB: 1	P: 7	R: 3	H: 4	E: 1	K: 0	S: 7	R: 0	H: 0	E: 0	K: 0	S: 3	R: 0	H: 1	E: 0	K: 0	S: 4	R: 3	H: 3	E: 1	K: 0	S: 5	R: 1	H: 1	E: 0	K: 1	S: 6	1B: 9	SF: 1	2B: 0	SAC: 1	3B: 0	DP: 0	HR: 1	HBP: 1	WP: 0	PA: 37
PITCHER	IP	WLS	BF	H	R	ER	SO	BB	IBB	HBP	BLK	WP	HR	S	P	ERA	WHIP											IP	WLS	BF	H	R	ER	SO	BB	IBB	HBP	BLK	WP	HR	S	P	ERA	WHIP																		
Roger Craig, R (1, 1) ERA: 5.62	7.0	L	32	9	6	2	0	2	0	1	0	0	0	29	38	2.57	1.571																																													
Bob Moorhead, R (8, 1) ERA: 5.06	1.0		4	1	1	1	1	0	0	0	0	0	1	6	6	9.00	1.000																																													


BOTTOM

New York Mets @ San Francisco Giants
Candlestick Park, San Francisco, CA

Sun May 27 1962, 6:33 AM EDT
Unknown

livebaseballscorecards.com

AB	31
R	7
H	10
RBI	6
BB	2
SO	1
LOB	10



Batter	1	2	3	4	5	6	7	8	9	AB R H RBI BB SO LOB	TOP																		
Richie Ashburn, L (1, 8) OBP: 0.493, SLG: 0.473	4-0 F8 BB		0-0 6-3		0-0 PO 3B		0-3 K2-3		0-0 1-2 1B	4 0 2 1 1 1 0																			
Rod Kanehl, R (1, 5) OBP: 0.273, SLG: 0.286	0-0 F8 1-2		0-0 6-3		0-0 PO 3-H	0-0 E6 BB	0-0 F4		0-0 F7	5 1 0 0 0 0 3																			
Felix Mantilla, R (1, 4) OBP: 0.358, SLG: 0.439	0-0 6-3		0-0 5-3			4-0 BB E BB		0-0 F3		3 0 0 0 1 0 0																			
Frank Thomas, R (1, 7) OBP: 0.380, SLG: 0.671		0-0 F7		0-0 5-3		0-0 E5 BB 1-2 2-3		0-0 1B		4 0 1 0 0 0 2																			
Gil Hodges, R (1, 3) OBP: 0.377, SLG: 0.536		0-0 F9		0-0 F3		0-3 K		0-0 F8		3 0 0 0 0 1 3																			
Ed Bouchee, L (8, PH) OBP: 0.341, SLG: 0.344										1 0 0 0 0 0 1																			
Harry Chiti, R (1, 2) OBP: 0.385, SLG: 0.375		0-0 BB HR 1B		0-0 6-3		0-3 K		0-0 6-3		4 1 1 0 0 1 4																			
Elio Chacon, R (1, 6) OBP: 0.367, SLG: 0.290		4-0 1-2 HR BB			0-0 1-3	4-0 1-2 2-3 3-H BB			0-0 F2	2 1 0 1 2 0 0																			
Jim Hickman, R (1, 9) OBP: 0.348, SLG: 0.479		0-0 HR			0-0 F8	0-0 F7			0-0 6-3	4 1 1 3 0 0 3																			
Al Jackson, L (1, 1) OBP: 0.111, SLG: 0.059		0-3 K			0-0 3B 1B		0-3 K		0-0 1B 1B	3 1 1 0 0 2 0																			
Craig Anderson, R (8, 1)										0 0 0 0 0 0 0																			
Bob Miller, R (8, 1) OBP: 0.200, SLG: 0.200										0 0 0 0 0 0 0																			
Mary Throneberry, L (9, PH) OBP: 0.303, SLG: 0.115										1 0 1 0 0 0 0																			
Inning Stats	R: 0 E: 0 K: 0 S: 2 H: 0 LOB: 0 BB: 1 P: 6	R: 3 E: 0 K: 1 S: 7 H: 2 LOB: 0 BB: 1 P: 11	R: 0 E: 0 K: 0 S: 3 H: 0 LOB: 0 BB: 0 P: 3	R: 0 E: 0 K: 0 S: 3 H: 0 LOB: 0 BB: 0 P: 3	R: 1 E: 0 K: 0 S: 4 H: 2 LOB: 0 BB: 0 P: 4	R: 1 E: 2 K: 2 S: 9 H: 0 LOB: 3 BB: 2 P: 17	R: 0 E: 0 K: 2 S: 7 H: 0 LOB: 0 BB: 0 P: 7	R: 0 E: 0 K: 0 S: 4 H: 1 LOB: 1 BB: 0 P: 4	R: 0 E: 0 K: 0 S: 5 H: 2 LOB: 2 BB: 0 P: 5	1B: 5 2B: 0 3B: 1 HR: 1 SF: 0 SAC: 0 DP: 0 HBP: 0	WP: 0 PB: 0 SB: 0 CS: 0 PA: 39																		
PITCHER	IP WLS BF H R ER SO BB IBB HBP BLK WP HR S P ERA WHIP												PITCHER	IP WLS BF H R ER SO BB IBB HBP BLK WP HR S P ERA WHIP															
Mike McCormick, L (1, 1) ERA: 6.31	5.0	19	4	4	4	1	2	0	0	0	0	0	1	19	27	7.20	1.200												
Jim Duffalo, R (6, 1) ERA: 2.45	3.0	W	14	1	1	0	4	2	0	0	0	0	0	20	28	0.00	1.000												
Stu Miller, R (9, 1) ERA: 2.01	1.0	S	5	2	0	0	0	0	0	0	0	0	0	5	5	0.00	2.000												

New York Mets @ San Francisco Giants
 Candlestick Park, San Francisco, CA
 Sun May 27 1962, 6:38 AM EDT
 Att: 39,551 - Unknown

livebaseballscores.com

AB 34
R 5
H 7
RBI 5
BB 4
SO 5
LOB 16



Batter	1	2	3	4	5	6	7	8	9	AB R H RBI BB SO LOB	TOP
Chuck Hiller, L (1, 4) <small>OBP: 0.324, SLG: 0.301</small>	0-0 <small>WP 2B</small>	4-0 <small>1B BB</small>		0-0 <small>1B WP</small>			0-0 <small>F9</small>		0-3 <small>K</small>	4 2 2 0 1 1 0	San Francisco Giants @ Philadelphia Phillies Connie Mack Stadium, Philadelphia, PA Wed May 30 1962, 3:38 AM EDT Att: 29,739 - Unknown
Jose Pagan, R (1, 6) <small>OBP: 0.313, SLG: 0.375</small>	0-0 <small>WP 3B</small>	0-0 <small>BB 1B</small>		0-0 <small>WP 1B</small>			0-3 <small>K</small>	0-0 <small>F8</small>	5 1 3 1 0 1 0		
Willie Mays, R (1, 8) <small>OBP: 0.441, SLG: 0.690</small>	0-0 <small>FC5-2 3B</small>	4-0 <small>BB</small>		0-3 <small>K</small>			0-0 <small>1B 1B</small>	4-0 <small>CS BB</small>	3 0 2 1 2 1 1		
Orlando Cepeda, R (1, 3) <small>OBP: 0.393, SLG: 0.622</small>	0-0 <small>FC5-2 F9-3</small>	0-0 <small>F8</small>			0-0 <small>F4</small>		0-0 <small>1B 1B</small>	0-0 <small>CS</small>	4 0 1 0 0 0 4		
Felipe Alou, R (1, 9) <small>OBP: 0.361, SLG: 0.503</small>	0-0 <small>F9-3</small>		0-0 <small>1-3</small>		0-3 <small>K</small>		0-0 <small>F6</small>		4 0 0 0 0 1 3		
Willie McCovey, L (1, 7) Manny Mota, R (8, 7) <small>OBP: 0.396, SLG: 0.707</small> <small>OBP: 0.246, SLG: 0.211</small>		0-0 <small>4-3</small>	0-0 <small>6-3</small>		0-0 <small>F5</small>		0-0 <small>4-3</small>		4 0 0 0 0 0 0 0 0 0 0 0 0 0		
Jim Davenport, R (1, 5) <small>OBP: 0.382, SLG: 0.488</small>		0-0 <small>HR 1B</small>	0-0 <small>F4</small>			0-0 <small>CS 1B</small>		0-3 <small>K</small>	4 1 2 0 0 1 0		
Tom Haller, L (1, 2) <small>OBP: 0.364, SLG: 0.574</small>		0-0 <small>HR</small>		0-0 <small>4-3</small>		0-0 <small>F2</small>		4-0 <small>BB</small>	3 1 1 2 1 0 1		
Mike McCormick, L (1, 1) Don Larsen, R (7, 1) Stu Miller, R (9, 1) <small>OBP: 0.182, SLG: 0.400</small> <small>OBP: 0.250, SLG: 0.250</small> <small>OBP: 0.200, SLG: 0.200</small>		0-0 <small>F8</small>		0-3 <small>K</small>		0-3 <small>K</small>		0-3 <small>K</small>	3 0 0 0 0 2 1 1 0 0 0 0 1 1 0 0 0 0 0 0 0		
Inning Stats	R: 2 H: 3 E: 0 LOB: 0 K: 0 BB: 0 S: 5 P: 5	R: 2 H: 3 E: 0 LOB: 3 K: 0 BB: 2 S: 6 P: 14	R: 0 H: 0 E: 0 LOB: 0 K: 0 BB: 0 S: 3 P: 3	R: 1 H: 2 E: 0 LOB: 1 K: 2 BB: 0 S: 9 P: 9	R: 0 H: 0 E: 0 LOB: 0 K: 1 BB: 0 S: 5 P: 5	R: 0 H: 1 E: 0 LOB: 0 K: 1 BB: 0 S: 5 P: 5	R: 0 H: 2 E: 0 LOB: 2 K: 1 BB: 0 S: 7 P: 7	R: 0 H: 0 E: 0 LOB: 1 K: 2 BB: 1 S: 7 P: 11	R: 0 H: 0 E: 0 LOB: 0 K: 1 BB: 1 S: 4 P: 8	1B: 7 SF: 0 2B: 3 SAC: 0 3B: 1 DP: 1 HR: 1 HBP: 0	WP: 3 PA: 40 PB: 0 SB: 0 CS: 2
PITCHER Jack Hamilton, R (1, 1) <small>ERA: 6.49</small> Dallas Green, R (2, 1) <small>ERA: 3.45</small> Jack Baldschun, R (8, 1) <small>ERA: 4.32</small>	IP WLS BF H R ER SO BB IBB HBP BLK WP HR S P ERA WHIP 1.2 L 11 6 4 4 0 1 0 0 0 2 1 10 14 21.60 4.200 5.1 21 5 1 1 5 1 0 0 0 1 0 30 34 1.69 1.125 2.0 7 0 0 0 3 2 0 0 0 0 0 11 19 0.00 1.000	PITCHER IP WLS BF H R ER SO BB IBB HBP BLK WP HR S P ERA WHIP									

livebaseballscorecards.com

AB	35
R	5
H	11
RBI	4
BB	4
SO	8
LOB	11



Batter	1	2	3	4	5	6	7	8	9	AB	R	H	RBI	BB	SO	LOB
Tony Taylor, R (1, 4) OBP: 0.351, SLG: 0.352	4-0 F7 BB		0-3 K		0-0 F7		0-0 FC1-2 1-2 BB 1B	0-0 1-3		4	0	1	0	1	1	4
Ted Savage, R (1, 7) OBP: 0.370, SLG: 0.421	0-0 F9			0-0 G3		0-0 6-3	4-0 FC1-2 1-2 2-3 BB	1-0 G3-6 HBP		3	0	0	0	1	0	1
Johnny Callison, L (1, 9) OBP: 0.360, SLG: 0.521	0-0 F7 1-2			0-0 BB 1B		0-0 PB HR 1B	0-0 FC1-2 1-2 2-3 3-Hr	0-0 G3-6 1-2f		5	1	2	0	0	0	5
Roy Sievers, R (1, 3) OBP: 0.324, SLG: 0.333 Jack Baldschun, R (8, 1) Wes Covington, L (9, PH) OBP: 0.267, SLG: 0.341	0-0 F4			4-0 1-2 BB		0-0 HR	0-0 F9	0-0 1B 1B		3	1	1	2	1	0	4
Tony Gonzalez, L (1, 8) OBP: 0.413, SLG: 0.531		0-0 F3		0-3 K		0-0 F3		0-0 WP 2B	0-0 1-2 1B	5	0	2	0	0	1	2
Mel Roach, R (1, 5) OBP: 0.268, SLG: 0.289		0-0 6-3		0-0 F2		0-0 2B		0-0 F7	0-0 F5	5	0	1	0	0	0	5
Sammy White, R (1, 2) OBP: 0.216, SLG: 0.324 Clay Dalrymple, L (8, PH) OBP: 0.406, SLG: 0.455		0-3 K			0-0 F4	0-0 F7		4-0 WP BB		3	0	0	0	0	1	1
Bobby Wine, R (1, 6) OBP: 0.225, SLG: 0.256 Billy Klaus, L (7, PH) OBP: 0.308, SLG: 0.299			0-0 F6		0-0 F7		0-0 6-3	0-0 P3 1-2 2-3		2	0	0	0	0	0	0
Jack Hamilton, R (1, 1) OBP: 0.174, SLG: 0.095 Dallas Green, L (2, 1) OBP: 0.286, SLG: 0.167 Frank Torre, L (7, PH) OBP: 0.355, SLG: 0.302			0-0 G3		4-0 BB		0-0 E4 BB FC1-2 1B	4-0 BB		0	0	0	0	0	0	0

Inning Stats	R: 0	H: 0	E: 0	K: 0	S: 3	R: 0	H: 0	E: 0	K: 1	S: 5	R: 0	H: 1	E: 0	K: 1	S: 6	R: 0	H: 0	E: 0	K: 0	S: 3	R: 2	H: 3	E: 0	K: 0	S: 6	R: 0	H: 1	E: 1	K: 0	S: 5	R: 0	H: 1	E: 0	K: 0	S: 4	R: 0	H: 2	E: 0	K: 0	S: 4	1B: 5	SF: 0	2B: 2	SAC: 0	3B: 0	DP: 1	HR: 1	HBP: 1	WP: 1	PA: 42
--------------	------	------	------	------	------	------	------	------	------	------	------	------	------	------	------	------	------	------	------	------	------	------	------	------	------	------	------	------	------	------	------	------	------	------	------	------	------	------	------	------	-------	-------	-------	--------	-------	-------	-------	--------	-------	--------

PITCHER	IP	WLS	BF	H	R	ER	SO	BB	IBB	HBP	BLK	WP	HR	S	P	ERA	WHIP
Mike McCormick, L (1, 1) ERA: 5.68	6.0	W	25	4	2	2	3	3	0	0	0	0	1	28	40	3.00	1.167
Don Larsen, R (7, 1) ERA: 5.22	2.0		13	2	0	0	0	3	0	1	0	1	0	9	22	0.00	2.500
Stu Miller, R (9, 1) ERA: 1.71	1.0	S	4	2	0	0	0	0	0	0	0	0	0	4	4	0.00	2.000

BOTTOM

San Francisco Giants @ Philadelphia Phillies
 Connie Mack Stadium, Philadelphia, PA
 Wed May 30 1962, 3:38 AM EDT
 Att. 29,739 - Unknown

livebaseballscorecards.com

AB	35
R	2
H	8
RBI	2
BB	6
SO	3
LOB	24



Batter	1	2	3	4	5	6	7	8	9	AB R H RBI BB SO LOB	TOP											
Harvey Kuenn, R (1, 7) OBP: 0.383, SLG: 0.388	0-0 F8		0-0 6-3			0-0 4-3		0-0 F9		4 0 0 0 0 0 3												
Chuck Hiller, L (1, 4) OBP: 0.323, SLG: 0.305	0-0 F8 2B		0-3 K			0-0 F8		0-0 F8		4 0 1 0 0 1 3												
Willie Mays, R (1, 8) OBP: 0.433, SLG: 0.674	0-0 F8 2-3			0-0 F9			0-0 F4		0-0 F9	4 0 0 0 0 0 1												
Orlando Cepeda, R (1, 3) OBP: 0.390, SLG: 0.625	0-0 F4			0-0 F3			0-0 F8		0-0 E 3B	4 1 1 0 0 0 1												
Felipe Alou, R (1, 9) OBP: 0.364, SLG: 0.500		0-0 F5		0-0 5-3			4-0 BB		0-0 E7 1B	3 0 1 1 1 0 0												
Jim Davenport, R (1, 5) OBP: 0.374, SLG: 0.476		0-0 F4			0-3 K		0-0 F7		0-0 F8	4 0 0 0 0 1 2												
Jose Pagan, R (1, 6) OBP: 0.310, SLG: 0.371 Matty Alou, L (8, PH) Ernie Bowman, R (8, PR) Ed Bailey, L (9, PH) Manny Mota, R (9, PR)		0-0 F7			0-0 F3			0-0 1B 1B	4-0 BB	2 0 0 0 0 0 0 1 0 1 0 0 0 0 0 0 0 0 0 0 0 0 0 0 0 1 0 0 0 0 0 0 0 0 0												
Tom Haller, L (1, 2) OBP: 0.356, SLG: 0.549			0-0 6-3 SH1-3 1B		0-0 F8			0-0 F3	0-0 F7	4 0 1 0 0 0 3												
Billy O'Dell, S (1, 1) OBP: 0.192, SLG: 0.125 Willie McCovey, L (8, PH) Bobby Bolin, R (8, 1)			0-0 SH1-3			0-3 K		0-0 1B		1 0 0 0 0 1 0 1 0 1 0 0 0 0 0 0 0 0 0 0 0												
Inning Stats	R: 0 E: 0 K: 0 S: 4	H: 1 LOB: 1 BB: 0 P: 4	R: 0 E: 0 K: 0 S: 3	H: 0 LOB: 0 BB: 0 P: 3	R: 0 E: 0 K: 1 S: 6	H: 1 LOB: 1 BB: 0 P: 6	R: 0 E: 0 K: 0 S: 3	H: 0 LOB: 0 BB: 0 P: 3	R: 0 E: 0 K: 1 S: 5	H: 0 LOB: 0 BB: 0 P: 5	R: 0 E: 0 K: 1 S: 5	H: 0 LOB: 0 BB: 0 P: 5	R: 0 E: 0 K: 0 S: 3	H: 0 LOB: 1 BB: 1 P: 7	R: 0 E: 0 K: 0 S: 5	H: 2 LOB: 2 BB: 0 P: 5	R: 1 E: 1 K: 0 S: 5	H: 2 LOB: 2 BB: 1 P: 9	1B: 4 2B: 1 3B: 1 HR: 0	SF: 0 SAC: 1 DP: 0 HBP: 0	WP: 0 PB: 0 SB: 0 CS: 0	PA: 35
PITCHER Art Mahaffey, R (1, 1) ERA: 4.29	IP: 9.0 WLS: W BF: 35 H: 6 R: 1 ER: 1 SO: 3 BB: 2 IBB: 0 HBP: 0 BLK: 0 WP: 0 HR: 0 S: 39 P: 47 ERA: 1.00 WHIP: 0.889																				PITCHER	IP: 9.0 WLS: W BF: 35 H: 6 R: 1 ER: 1 SO: 3 BB: 2 IBB: 0 HBP: 0 BLK: 0 WP: 0 HR: 0 S: 39 P: 47 ERA: 1.00 WHIP: 0.889

San Francisco Giants @ Philadelphia Phillies
 Connie Mack Stadium, Philadelphia, PA
 Thu May 31 1962, 7:05 PM EDT
 Att. 9,393 - Unknown

livebaseballscorecards.com

AB	32
R	1
H	6
RBI	1
BB	2
SO	3
LOB	13



Batter	1	2	3	4	5	6	7	8	9
Tony Taylor, R OBP: 0.349, SLG: 0.355 (1, 4)	0-0 2B	0-0 4-3			0-0 F9			0-0 6-3	
Johnny Callison, L OBP: 0.357, SLG: 0.521 (1, 9)	0-0 2B		0-0 F5		0-3 K			0-0 5-3	
Jacke Davis, R OBP: 0.311, SLG: 0.326 (1, 7)	0-3 K		0-0 F7			0-3 K		0-3 K	
Roy Sievers, R OBP: 0.329, SLG: 0.339 (1, 3)	0-0 F2		0-0			0-0		0-3 K	
Frank Torre, L OBP: 0.355, SLG: 0.302 (9, 3)						G3 1B			
Tony Gonzalez, L OBP: 0.412, SLG: 0.526 (1, 8)	0-0 1B		0-3 K			0-0 G3			
Mel Roach, R OBP: 0.273, SLG: 0.293 (1, 5)	0-0 1B			0-0 5-3		0-0 F6			
Sammy White, R OBP: 0.200, SLG: 0.297 (1, 2)	0-0 1-3			0-0 6-3			0-0 F8		
Bobby Wine, R OBP: 0.209, SLG: 0.238 (1, 6)		0-0 F7		0-0 6-3			0-0 6-3		
Art Mahaffey, R OBP: 0.207, SLG: 0.231 (1, 1)		0-0 F7			0-0 6-3		0-3 K		

Inning Stats	R: 2	H: 4	E: 1	K: 1	S: 9	LOB: 2	BB: 0	P: 9
	R: 0	H: 0	E: 0	K: 0	S: 3	LOB: 0	BB: 0	P: 3
	R: 0	H: 1	E: 0	K: 1	S: 6	LOB: 1	BB: 0	P: 6
	R: 0	H: 0	E: 0	K: 0	S: 3	LOB: 0	BB: 0	P: 3
	R: 0	H: 0	E: 0	K: 1	S: 5	LOB: 0	BB: 0	P: 5
	R: 0	H: 1	E: 0	K: 1	S: 6	LOB: 1	BB: 0	P: 6
	R: 0	H: 0	E: 0	K: 1	S: 5	LOB: 0	BB: 0	P: 5
	R: 0	H: 0	E: 0	K: 2	S: 8	LOB: 1	BB: 0	P: 8

PITCHER	IP	WLS	BF	H	R	ER	SO	BB	IBB	HBP	BLK	WP	HR	S	P	ERA	WHIP
Billy O'Dell, L ERA: 3.05 (1, 1)	7.0	L	27	6	2	2	5	0	0	0	0	0	0	37	37	2.57	0.857
Bobby Bolin, R ERA: 3.48 (8, 1)	1.0		4	0	0	0	2	0	0	0	0	0	0	8	8	0.00	0.000

BOTTOM

AB	R	H	RBI	BB	SO	LOB
4	1	1	0	0	0	0
4	1	1	1	0	1	0
4	0	0	0	0	3	1
4	0	2	0	0	1	2
0	0	0	0	0	0	0
3	0	1	0	0	1	2
3	0	1	0	0	0	1
3	0	0	0	0	0	2
3	0	0	0	0	0	0
3	0	0	0	0	1	0

AB	31
R	2
H	6
RBI	1
BB	0
SO	7
LOB	8



WP	PA
0	31
1	
0	
0	

San Francisco Giants @ Philadelphia Phillies
 Connie Mack Stadium, Philadelphia, PA
 Thu May 31 1962, 7:05 PM EDT
 Att. 9,393 - Unknown

livebaseballscorecards.com

Batter	1	2	3	4	5	6	7	8	9	AB R H RBI BB SO LOB	TOP	
Chuck Hiller, L (1, 4) <small>OBP: 0.327, SLG: 0.303</small>	0-0 		0-0 	0-0 		0-0 	4-0 		4-0 	4 1 1 0 2 0 5		
Willie McCovey, L (1, 9) Harvey Kuenn, R (7, PH) <small>OBP: 0.382, SLG: 0.386</small>	0-0 		0-0 		0-0 				0-0 	3 2 2 3 0 0 0 3 1 1 0 0 1 4		
Willie Mays, R (1, 8) <small>OBP: 0.432, SLG: 0.683</small>	0-0 		0-0 		0-0 		0-0 	0-0 		5 2 2 1 0 0 0		
Orlando Cepeda, R (1, 3) <small>OBP: 0.381, SLG: 0.610</small>	0-0 		0-0 		0-0 			0-0 		5 0 0 0 0 1 2		
Felipe Alou, R (1, 7) <small>OBP: 0.370, SLG: 0.508</small>		0-3 		0-0 	0-0 		0-0 	0-0 		5 1 3 1 0 1 0		
Tom Haller, L (1, 2) <small>OBP: 0.359, SLG: 0.519</small>		0-0 		0-0 		1-0 	4-0 	0-3 		3 1 0 0 1 1 2		
Jim Davenport, R (1, 5) <small>OBP: 0.385, SLG: 0.497</small>		0-0 		0-0 		4-0 	0-0 		4-0 	3 1 2 4 2 0 1	AB 39 R 9 H 13 RBI 9 BB 6 SO 5 LOB 21	
Jose Pagan, R (1, 6) <small>OBP: 0.312, SLG: 0.368</small>		0-0 		4-0 		0-0 	0-0 		0-0 	4 0 1 0 1 0 4		
Billy Pierce, L (1, 1) Bobby Bolin, R (8, 1) Stu Miller, R (9, 1) <small>OBP: 0.200, SLG: 0.200</small>			0-0 	0-0 		0-0 	0-0 		0-3 	3 0 1 0 0 0 2 1 0 0 0 0 1 1 0 0 0 0 0 0 0		
Inning Stats	R: 1 H: 1 E: 0 LOB: 0 K: 0 BB: 0 S: 4 P: 4	R: 0 H: 1 E: 0 LOB: 1 K: 1 BB: 0 S: 6 P: 6	R: 2 H: 2 E: 0 LOB: 0 K: 0 BB: 0 S: 5 P: 5	R: 0 H: 2 E: 0 LOB: 3 K: 0 BB: 1 S: 5 P: 9	R: 1 H: 1 E: 0 LOB: 0 K: 0 BB: 0 S: 4 P: 4	R: 0 H: 0 E: 0 LOB: 2 K: 0 BB: 1 S: 3 P: 8	R: 5 H: 5 E: 0 LOB: 2 K: 2 BB: 2 S: 12 P: 20	R: 0 H: 1 E: 0 LOB: 1 K: 1 BB: 0 S: 6 P: 6	R: 0 H: 0 E: 0 LOB: 2 K: 1 BB: 2 S: 5 P: 13	1B: 8 SF: 0 2B: 1 SAC: 1 3B: 0 DP: 0 HR: 4 HBP: 1	WP: 0 PA: 47 PB: 0 SB: 0 CS: 0	
PITCHER Roger Craig, R (1, 1) <small>ERA: 5.76</small> Willard Hunter, L (6, 1) <small>ERA: 25.2</small> Dave Hillman, R (9, 1) <small>ERA: 8.79</small>	IP WLS BF H R ER SO BB IBB HBP BLK WP HR S P ERA WHIP											PITCHER IP WLS BF H R ER SO BB IBB HBP BLK WP HR S P ERA WHIP

San Francisco Giants @ New York Mets
 Polo Grounds, New York, NY
 Fri Jun 01 1962, 7:05 PM EDT
 Att: 43,742 - Unknown

livebaseballscorecards.com

Batter	1	2	3	4	5	6	7	8	9	AB R H RBI BB SO LOB	TOP
Chuck Hiller, L (1, 4) <small>OBP: 0.328, SLG: 0.301</small>	4-0 	0-0 1-3 	0-0 1-3 		0-0 F8 		0-0 		0-0 E4 	5 1 1 0 1 0 1	
Willie McCovey, L (1, 7) <small>OBP: 0.448, SLG: 0.816</small>	4-0 	4-0 	0-0 FC8-4 			0-3 K 	0-0 		0-0 	4 2 2 0 2 1 1	
Willie Mays, R (1, 8) <small>OBP: 0.434, SLG: 0.691</small> Harvey Kuenn, R (9, 9) <small>OBP: 0.382, SLG: 0.386</small>	0-0 	0-0 		0-0 1-3 		4-0 	0-0 G5-4-3 		0-0 F9 	5 3 2 3 1 0 4 0 0 0 0 0 0 0	
Orlando Cepeda, R (1, 3) <small>OBP: 0.386, SLG: 0.624</small> Ernie Bowman, R (9, 5)	0-0 	0-0 		0-0 F7 		0-0 		0-0 F2 		5 3 3 3 0 0 0 0 0 0 0 0 0 0	
Felipe Alou, R (1, 9) <small>OBP: 0.376, SLG: 0.508</small>	0-0 	0-0 F8 		4-0 		0-0 		0-0 F7 		4 1 2 0 1 0 1	
Jim Davenport, R (1, 5) <small>OBP: 0.386, SLG: 0.500</small> Manny Mota, R (4, PH) <small>OBP: 0.266, SLG: 0.220</small>	0-0 	0-0 		0-0 		1-0 		0-0 E5 		1 0 1 1 0 0 0 2 0 1 0 0 0 0	
Tom Haller, L (1, 2) <small>OBP: 0.362, SLG: 0.500</small>	1-0 	0-0 		0-0 F6 		0-3 K 		0-0 F7 		4 0 1 1 0 1 5	
Jose Pagan, R (1, 6) <small>OBP: 0.310, SLG: 0.364</small>	0-0 	0-0 1-3 			0-0 F7 	0-0 F4 			0-3 K 	5 0 1 2 0 1 4	
Jack Sanford, R (1, 1) <small>OBP: 0.219, SLG: 0.233</small>	0-0 		0-0 FC8-4 		0-3 K 		0-0 5-3 		0-0 F2 	5 0 1 0 0 1 2	
Inning Stats	R: 5 E: 0 K: 0 S: 6 H: 4 LOB: 1 BB: 2 P: 15	R: 3 E: 0 K: 0 S: 7 H: 4 LOB: 2 BB: 1 P: 11	R: 0 E: 0 K: 0 S: 3 H: 1 LOB: 0 BB: 1 P: 3	R: 0 E: 0 K: 0 S: 4 H: 1 LOB: 2 BB: 1 P: 8	R: 0 E: 0 K: 1 S: 5 H: 0 LOB: 0 BB: 0 P: 5	R: 2 E: 0 K: 2 S: 9 H: 2 LOB: 2 BB: 1 P: 14	R: 0 E: 0 K: 0 S: 4 H: 2 LOB: 1 BB: 0 P: 4	R: 0 E: 1 K: 0 S: 4 H: 0 LOB: 1 BB: 0 P: 4	R: 0 E: 1 K: 1 S: 7 H: 1 LOB: 2 BB: 0 P: 7	1B: 12 2B: 2 3B: 0 HR: 2 SF: 1 SAC: 0 DP: 3 HBP: 2	WP: 0 PB: 0 SB: 0 CS: 0 PA: 48
PITCHER Jay Hook, R (1, 1) <small>ERA: 5.6</small> Bob Moorhead, R (1, 1) <small>ERA: 5.31</small> Ken MacKenzie, L (5, 1) <small>ERA: 4.85</small>	IP WLS BF H R ER SO BB IBB HBP BLK WP HR S P ERA WHIP	IP WLS BF H R ER SO BB IBB HBP BLK WP HR S P ERA WHIP	IP WLS BF H R ER SO BB IBB HBP BLK WP HR S P ERA WHIP	IP WLS BF H R ER SO BB IBB HBP BLK WP HR S P ERA WHIP							

San Francisco Giants @ New York Mets
 Polo Grounds, New York, NY
 Sat Jun 02 1962, 3:33 AM EDT
 Unknown

AB	40
R	10
H	15
RBI	10
BB	5
SO	4
LOB	18



livebaseballscorecards.com

Batter	1	2	3	4	5	6	7	8	9	AB R H RBI BB SO LOB	TOP																											
Harvey Kuenn, R (1, 9) OBP: 0.389, SLG: 0.412	0-0 5-3	4-0 1-2 BB		0-0 1B		0-0 F8		0-0 1-H HR		4 1 2 2 1 0 0																												
Jose Pagan, R (1, 6) OBP: 0.302, SLG: 0.355	0-0 6-3	0-0 5-3		0-0 F8		0-0 1-3		0-0 F8		5 0 0 0 0 0 4																												
Willie Mays, R (1, 8) OBP: 0.429, SLG: 0.679	0-0 F2			0-3 G6-4-3 1B		0-3 K			0-3 K	5 0 1 0 0 3 1																												
Orlando Cepeda, R (1, 3) OBP: 0.382, SLG: 0.614		0-0 2B SF9 1B		0-0 G6-4-3 1-2f		0-0 F8		0-0 F7	0-3 K	5 1 1 0 0 1 2																												
Felipe Alou, R (1, 7) OBP: 0.382, SLG: 0.514		0-0 SF9 HR 2B		0-0 BB 1B	4-0 BB FC5 S BB		0-0 F9		0-0 G3	4 2 2 0 1 0 0																												
Manny Mota, R (1, 5) OBP: 0.265, SLG: 0.213		0-0 SF9		4-0 BB 1B BB	0-0 F8		0-3 K			2 0 0 1 1 1 1																												
Chuck Hiller, L (1, 4) OBP: 0.331, SLG: 0.301		0-0 4-3		0-0 BB 1B	0-0 F6			4-0 FC6-4 BB		3 0 1 1 1 0 2																												
Tom Haller, L (1, 2) OBP: 0.384, SLG: 0.550		0-0 HR		4-0 1-2 2-3 BB	4-0 BB		0-0 F2		0-0 F2	2 1 1 2 2 0 1																												
Jim Duffalo, R (1, 1) Don Larsen, R (3, 1) Billy O'Dell, S (7, 1) Ed Bailey, L (8, PH) Stu Miller, R (8, PR)		4-0 3-H BB BB		0-3 K	0-0 FC5		0-0 FC6-4 HR			1 0 0 0 1 1 3 1 0 0 0 0 0 2 0 0 0 0 0 0 0 1 0 0 0 0 0 1 0 1 0 0 0 0 0																												
Inning Stats	R: 0 E: 0 K: 0 S: 3	H: 0 LOB: 0 BB: 0 P: 3	R: 3 E: 0 K: 0 S: 6	H: 3 LOB: 2 BB: 2 P: 14	R: 1 E: 0 K: 1 S: 7	H: 3 LOB: 3 BB: 2 P: 15	R: 0 E: 0 K: 1 S: 6	H: 1 LOB: 1 BB: 0 P: 6	R: 0 E: 0 K: 0 S: 3	H: 0 LOB: 2 BB: 2 P: 11	R: 0 E: 0 K: 1 S: 5	H: 0 LOB: 0 BB: 0 P: 5	R: 0 E: 0 K: 1 S: 5	H: 0 LOB: 0 BB: 0 P: 5	R: 2 E: 0 K: 0 S: 4	H: 1 LOB: 1 BB: 1 P: 8	R: 0 E: 0 K: 2 S: 7	H: 0 LOB: 0 BB: 0 P: 7	1B: 5 2B: 1 3B: 0 HR: 2	SF: 1 SAC: 0 DP: 1 HBP: 0	WP: 0 PB: 0 SB: 1 CS: 0	PA: 41																
PITCHER	IP WLS BF H R ER SO BB IBB HBP BLK WP HR S P ERA WHIP																					PITCHER	IP WLS BF H R ER SO BB IBB HBP BLK WP HR S P ERA WHIP															
Vinegar Bend Mizell, L (1, 1) ERA: 5.67	2.2		17	6	4	4	0	4	0	0	0	0	1	13	29	13.50	3.750																					
Craig Anderson, R (3, 1) ERA: 3.69	5.1	L	21	2	2	2	4	3	0	0	0	0	1	26	38	3.38	0.938																					
Al Jackson, L (9, 1) ERA: 5.62	1.0		3	0	0	0	2	0	0	0	0	0	0	7	7	0.00	0.000																					

San Francisco Giants @ New York Mets
 Polo Grounds, New York, NY
 Sat Jun 02 1962, 3:38 AM EDT
 Att: 41,001 - Unknown

AB	33
R	6
H	8
RBI	6
BB	7
SO	6
LOB	17



BOTTOM

San Francisco Giants @ New York Mets
Polo Grounds, New York, NY
Sun Jun 03 1962, 3:33 AM EDT
Att. 34,102 - Unknown

livebaseballscores.com

AB	32
R	1
H	6
RBI	1
BB	1
SO	5
LOB	10



WP:	0	PA:	33
PB:	0	SB:	0
CS:	1		

AB R H RBI BB SO LOB

4 0 0 0 0 1 0

4 1 2 0 0 1 0

4 0 1 0 0 0 2

4 0 2 1 0 0 2

4 0 1 0 0 1 2

4 0 0 0 0 0 3

3 0 0 0 0 0 0

1 0 0 0 1 1 0

1 0 0 0 0 0 0

2 0 0 0 0 1 1

0 0 0 0 0 0 0

1 0 0 0 0 0 0

0 0 0 0 0 0 0

1B:	5	SF:	0
2B:	1	SAC:	0
3B:	0	DP:	0
HR:	0	HBP:	0

WP:	0	PA:	33
PB:	0	SB:	0
CS:	1		

1B:	5	SF:	0
2B:	1	SAC:	0
3B:	0	DP:	0
HR:	0	HBP:	0

0:	0	0:	0
0:	0	0:	0
0:	0	0:	0
0:	0	0:	0

2:	0	0:	0
0:	0	0:	0
0:	0	0:	0
0:	0	0:	0

0:	0	0:	0
0:	0	0:	0
0:	0	0:	0
0:	0	0:	0

R:	0	H:	0
E:	0	LOB:	0
K:	0	BB:	0
S:	3	P:	3

R:	0	H:	0
E:	0	LOB:	2
K:	0	BB:	0
S:	5	P:	5

R:	0	H:	2
E:	0	LOB:	2
K:	0	BB:	0
S:	5	P:	5

R:	0	H:	0
E:	0	LOB:	0
K:	0	BB:	0
S:	3	P:	3

R:	0	H:	0
E:	0	LOB:	0
K:	0	BB:	0
S:	3	P:	3

R:	0	H:	0
E:	0	LOB:	0
K:	0	BB:	0
S:	3	P:	3

R:	0	H:	0
E:	0	LOB:	0
K:	0	BB:	0
S:	3	P:	3

R:	0	H:	2
E:	0	LOB:	2
K:	0	BB:	0
S:	5	P:	5

R:	0	H:	0
E:	0	LOB:	0
K:	0	BB:	0
S:	3	P:	3

R:	0	H:	0
E:	0	LOB:	0
K:	0	BB:	0
S:	3	P:	3

R:	0	H:	0
E:	0	LOB:	0
K:	0	BB:	0
S:	3	P:	3

R:	0	H:	0
E:	0	LOB:	0
K:	0	BB:	0
S:	3	P:	3

R:	0	H:	0
E:	0	LOB:	0
K:	0	BB:	0
S:	3	P:	3

R:	0	H:	2
E:	0	LOB:	2
K:	0	BB:	0
S:	5	P:	5

R:	0	H:	0
E:	0	LOB:	0
K:	0	BB:	0
S:	3	P:	3

R:	0	H:	0
E:	0	LOB:	0
K:	0	BB:	0
S:	3	P:	3

R:	0	H:	0
E:	0	LOB:	0
K:	0	BB:	0
S:	3	P:	3

R:	0	H:	0
E:	0	LOB:	0
K:	0	BB:	0
S:	3	P:	3

R:	0	H:	0
E:	0	LOB:	0
K:	0	BB:	0
S:	3	P:	3

R:	0	H:	2
E:	0	LOB:	2
K:	0	BB:	0
S:	5	P:	5

R:	0	H:	0
E:	0	LOB:	0
K:	0	BB:	0
S:	3	P:	3

R:	0	H:	0
E:	0	LOB:	0
K:	0	BB:	0
S:	3	P:	3

R:	0	H:	0
E:	0	LOB:	0
K:	0	BB:	0
S:	3	P:	3

R:	0	H:	0
E:	0	LOB:	0
K:	0	BB:	0
S:	3	P:	3

R:	0	H:	0
E:	0	LOB:	0
K:	0	BB:	0
S:	3	P:	3

R:	0	H:	2
E:	0	LOB:	2
K:	0	BB:	0
S:	5	P:	5

R:	0	H:	0
E:	0	LOB:	0
K:	0	BB:	0
S:	3	P:	3

R:	0	H:	0
E:	0	LOB:	0
K:	0	BB:	0
S:	3	P:	3

R:	0	H:	0
E:	0	LOB:	0
K:	0	BB:	0
S:	3	P:	3

R:	0	H:	0
E:	0	LOB:	0
K:	0	BB:	0
S:	3	P:	3

R:	0	H:	0
E:	0	LOB:	0
K:	0	BB:	0
S:	3	P:	3

R:	0	H:	2
E:	0	LOB:	2
K:	0	BB:	0
S:	5	P:	5

R:	0	H:	0
E:	0	LOB:	0
K:	0	BB:	0
S:	3	P:	3

R:	0	H:	0
E:	0	LOB:	0
K:	0	BB:	0
S:	3	P:	3

R:	0	H:	0
E:	0	LOB:	0
K:	0	BB:	0
S:	3	P:	3

R:	0	H:	0
E:	0	LOB:	0
K:	0	BB:	0
S:	3	P:	3

R:	0	H:	0
E:	0	LOB:	0
K:	0	BB:	0
S:	3	P:	3

R:	0	H:	2
E:	0	LOB:	2
K:	0	BB:	0
S:	5	P:	5

R:	0	H:	0
E:	0	LOB:	0
K:	0	BB:	0
S:	3	P:	3

R:	0	H:	0
E:	0	LOB:	0
K:	0	BB:	0
S:	3	P:	3

R:	0	H:	0
E:	0	LOB:	0
K:	0	BB:	0
S:	3	P:	3

R:	0	H:	0
E:	0	LOB:	0
K:	0	BB:	0
S:	3	P:	3

R:	0	H:	0
E:	0	LOB:	0
K:	0	BB:	0
S:	3	P:	3

R:	0	H:	2
E:	0	LOB:	2
K:	0	BB:	0
S:	5	P:	5

R:	0	H:	0
E:	0	LOB:	0
K:	0	BB:	0
S:	3	P:	3

R:	0	H:	0
E:	0	LOB:	0
K:	0	BB:	0
S:	3	P:	3

R:	0	H:	0
E:	0	LOB:	0
K:	0	BB:	0
S:	3	P:	3

R:	0	H:	0
E:	0	LOB:	0
K:	0	BB:	0
S:	3	P:	3

R:	0	H:	0
E:	0	LOB:	0
K:	0	BB:	0
S:	3	P:	3

R:	0	H:	2
E:	0	LOB:	2
K:	0	BB:	0
S:	5	P:	5

R:	0	H:	0
E:	0	LOB:	0
K:	0	BB:	0
S:	3	P:	3

R:	0	H:	0
E:	0	LOB:	0
K:	0	BB:	0
S:	3	P:	3

R:	0	H:	0
E:	0	LOB:	0
K:	0	BB:	0
S:	3	P:	3

R:	0	H:	0
E:	0	LOB:	0
K:	0	BB:	0
S:	3	P:	3

R:	0	H:	0
E:	0	LOB:	0
K:	0	BB:	0
S:	3	P:	3

R:	0	H:	2
E:	0	LOB:	2
K:	0	BB:	0
S:	5	P:	5

R:	0	H:	0
E:	0	LOB:	0
K:	0	BB:	0
S:	3	P:	3

R:	0	H:	0
E:	0	LOB:	0
K:	0	BB:	0
S:	3	P:	3

R:	0	H:	0
E:	0	LOB:	0
K:	0	BB:	0
S:	3	P:	3

R:	0	H:	0
E:	0	LOB:	0
K:	0	BB:	0
S:	3	P:	3

R:	0	H:	0
E:	0	LOB:	0
K:	0	BB:	0
S:	3	P:	3

R:	0	H:	2
E:	0	LOB:	2
K:	0	BB:	0
S:	5	P:	5

R:	0	H:	0
E:	0	LOB:	0
K:	0	BB:	0
S:	3	P:	3

R:	0	H:	0
E:	0	LOB:	0
K:	0	BB:	0
S:	3	P:	3

R:	0	H:	0
E:	0	LOB:	0
K:	0	BB:	0
S:	3	P:	3

R:	0	H:	0
E:	0	LOB:	0
K:	0	BB:	0
S:	3	P:	3

R:	0	H:	0
E:	0	LOB:	0
K:	0	BB:	0
S:	3	P:	3

R:	0	H:	2
E:	0	LOB:	2
K:	0	BB:	0
S:	5	P:	5

R:	0	H:
----	---	----

Batter	1	2	3	4	5	6	7	8	9	AB R H RBI BB SO LOB	TOP											
Harvey Kuenn, R (1, 7) OBP: 0.395, SLG: 0.425	0-0 F9		0-0 BB 1B 1B	0-0 G6-4-3			0-0 F9	0-0 1B 2B		5 2 2 2 0 0 1	<p>San Francisco Giants @ Chicago Cubs</p> <p>Wrigley Field, Chicago, IL</p> <p>Tue Jun 05 1962, 3:33 AM CDT</p> <p>Att: 6,087 - Unknown - 46 F</p>											
Chuck Hiller, L (1, 4) OBP: 0.347, SLG: 0.318	0-0 F7		0-0 BB 1B 1B	0-0 F9			0-0 FC6-4 1B	0-0 2B 1B		5 2 3 1 0 0 0												
Willie Mays, R (1, 8) OBP: 0.424, SLG: 0.678	0-0 6-3		4-0 1B E 1-2 2-3		0-0 F6		0-0 F8	0-0 1-H 2B		4 1 1 1 1 0 1												
Orlando Cepeda, R (1, 3) OBP: 0.374, SLG: 0.596		0-0 F7	0-0 E 1B 1-3 2-H 3-H		0-0 6-3		0-0 FC6-4	0-3 K		5 1 1 2 0 1 2												
Felipe Alou, R (1, 9) OBP: 0.377, SLG: 0.518		0-0 5-3	0-0 F4 1-3 3-H		0-0 5-3			0-0 HR	0-0 F8 SH3-4 CS 1B	5 2 2 1 0 0 1												
Jim Davenport, R (1, 5) OBP: 0.394, SLG: 0.503		0-0 1B 1B	0-0 1B 3-H		0-0 F4		0-0 E BB G1-2-3 BB	0-0 SH3-4		3 0 2 1 1 0 0												
Tom Haller, L (1, 2) OBP: 0.402, SLG: 0.530		0-0 1B	0-0 F9 1-3		4-0 FC4-6 BB		0-0 G1-2-3 E 2B BB	0-0 F8		3 1 1 0 2 0 2												
Jose Pagan, R (1, 6) OBP: 0.304, SLG: 0.356		0-0 F9		0-0 SH G6-4-3 2B		0-0 FC4-6	0-0 E6 G1-2-3 1-2 2-3 2B	4-0 CS IBB		4 2 1 0 1 0 5												
Billy O'Dell, S (1, 1) OBP: 0.172, SLG: 0.111			0-0 4-3	0-0 SH G6-4-3		0-0 4-3	0-0 G1-2-3 1-2 2-3 3-H	0-0 CS		3 0 0 0 0 0 4												
Inning Stats	R: 0 E: 0 K: 0 S: 3	H: 0 LOB: 0 BB: 0 P: 3	R: 0 E: 0 K: 0 S: 5	H: 2 LOB: 2 BB: 0 P: 5	R: 4 E: 1 K: 0 S: 7	H: 4 LOB: 1 BB: 1 P: 11	R: 1 E: 0 K: 0 S: 4	H: 1 LOB: 0 BB: 0 P: 4	R: 0 E: 0 K: 0 S: 3	H: 0 LOB: 0 BB: 0 P: 3	R: 0 E: 0 K: 0 S: 3	H: 0 LOB: 1 BB: 1 P: 7	R: 0 E: 0 K: 0 S: 4	H: 1 LOB: 1 BB: 0 P: 4	R: 5 E: 1 K: 1 S: 9	H: 4 LOB: 1 BB: 2 P: 17	R: 1 E: 0 K: 0 S: 3	H: 1 LOB: 0 BB: 1 P: 7	1B: 9 2B: 3 3B: 0 HR: 1	SF: 0 SAC: 2 DP: 2 HBP: 0	WP: 0 PB: 0 SB: 0 CS: 2	PA: 45
PITCHER	IP WLS BF H R ER SO BB IBB HBP BLK WP HR S P ERA WHIP																					
Bob Buhl, R (1, 1) ERA: 5.07	7.0 L 33 9 7 5 0 3 0 0 0 0 0 1 30 42 6.43 1.714																					
Bob Anderson, R (8, 1) ERA: 4.71	0.2 6 3 3 0 0 1 0 0 0 0 0 0 5 9 0.00 6.000																					
Don Elston, R (8, 1) ERA: 1.95	1.1 5 1 1 1 1 0 1 0 0 0 0 0 6 10 6.75 0.750																					

livebaseballscorecards.com

AB	37
R	11
H	13
RBI	8
BB	5
SO	1
LOB	16



Batter	1	2	3	4	5	6	7	8	9	AB	R	H	RBI	BB	SO	LOB
Ron Santo, R (1, 5) OBP: 0.323, SLG: 0.395	0-0 6-3		0-0 G4-3 1B		0-0 1-H HR			0-3 K		4	1	2	3	0	1	0
Lou Brock, L (1, 8) OBP: 0.325, SLG: 0.475	0-0 G3		0-0 G4-3 1-2f		0-0 1-3			0-0 4-3		4	0	0	0	0	0	2
Billy Williams, L (1, 7) OBP: 0.425, SLG: 0.604	0-0 F7			0-0 F7	0-0 6-3			0-0 F9		4	0	0	0	0	0	0
14 Ernie Banks, R (1, 3) OBP: 0.296, SLG: 0.515		0-3 K		0-0 6-3		0-0 6-3		0-0 6-3		4	0	0	0	0	1	0
George Altman, L (1, 9) OBP: 0.386, SLG: 0.548		0-3 K		0-0 2B 1B		0-0 1-3		0-3 K		4	1	1	0	0	2	0
Ken Hubbs, R (1, 4) OBP: 0.308, SLG: 0.392		0-0 1-3		0-0 1-H 2B		0-3 K		4-0 BB		3	0	1	1	1	1	0
Cuno Barragan, R (1, 2) OBP: 0.290, SLG: 0.268			0-0 E4 4-3 1B BB		0-3 K		0-3 K		0-3 K	4	1	0	0	0	3	2
Andre Rodgers, R (1, 6) OBP: 0.323, SLG: 0.369			4-0 1B 1-2 4-3 BB		0-0 HR 1B		0-0 F5			2	1	1	0	1	0	0
Bob Buhl, R (1, 1)			0-0 4-3		0-3 K			0-3 K		3	0	0	0	0	2	3
Bob Anderson, R (8, 1)										0	0	0	0	0	0	0
Don Elston, R (8, 1)			1-2 2-3							0	0	0	0	0	0	0


Inning Stats	R: 0	H: 0	E: 0	LOB: 0	K: 0	BB: 0	S: 3	P: 3
	R: 0	H: 0	E: 0	LOB: 0	K: 2	BB: 0	S: 7	P: 7
	R: 1	H: 1	E: 1	LOB: 1	K: 0	BB: 1	S: 4	P: 8
	R: 1	H: 2	E: 0	LOB: 1	K: 1	BB: 0	S: 7	P: 7
	R: 2	H: 2	E: 0	LOB: 0	K: 1	BB: 0	S: 7	P: 7
	R: 0	H: 0	E: 0	LOB: 0	K: 1	BB: 0	S: 5	P: 5
	R: 0	H: 0	E: 0	LOB: 0	K: 2	BB: 0	S: 7	P: 7
	R: 0	H: 0	E: 0	LOB: 0	K: 1	BB: 0	S: 5	P: 5
	R: 0	H: 0	E: 0	LOB: 1	K: 2	BB: 1	S: 7	P: 11

PITCHER	IP	WLS	BF	H	R	ER	SO	BB	IBB	HBP	BLK	WP	HR	S	P	ERA	WHIP
Billy O'Dell, L (1, 1) ERA: 3.02	9.0	W	34	5	4	3	10	2	0	0	0	0	1	52	60	3.00	0.778

BOTTOM

San Francisco Giants @ Chicago Cubs
 Wrigley Field, Chicago, IL
 Tue Jun 05 1962, 3:33 AM CDT
 Att. 6,087 - Unknown - 46 F

AB	32
R	4
H	5
RBI	4
BB	2
SO	10
LOB	7



1B	2B	3B	HR	SF	SAC	DP	HBP	WP	PA
3	1	0	1	0	0	1	0	0	34

WP	HR	S	P	ERA	WHIP
0	1	52	60	3.00	0.778

Batter	1	2	3	4	5	6	7	8	9	AB R H RBI BB SO LOB	TOP																						
Harvey Kuenn, R OBP: 0.398, SLG: 0.423 (1, 7) X	0-0 6-3 1B			0-0 SH2-4 1B	4-0 1B BB		0-0 4-3 2-3			3 1 1 0 1 0 1																							
Chuck Hiller, L OBP: 0.351, SLG: 0.323 (1, 4) X	0-0 G6-4-3 1B			0-0 SH2-4 1-2	0-0 1-2 2-3 1B		0-0 5-3			3 0 2 0 0 0 2																							
Willie Mays, R OBP: 0.417, SLG: 0.665 (1, 8) X	0-0 G6-4-3 1-2f			0-0 L7	0-0 F8			0-3 K		4 0 0 0 0 1 5																							
Orlando Cepeda, R OBP: 0.372, SLG: 0.590 (1, 3)		0-0 F9		0-0 2B 1B		0-0 F7		0-0 F8		4 1 1 1 0 0 0																							
Felipe Alou, R OBP: 0.379, SLG: 0.523 (1, 9) X		0-0 5-3		0-0 1-H 2B		0-0 E6 1B		0-0 F8		4 0 2 1 0 0 0																							
Jim Davenport, R OBP: 0.391, SLG: 0.508 (1, 5) X		0-0 6-3		0-0 5-3		0-0 L6			0-0 1B 3B	4 1 1 0 0 0 2																							
Jose Pagan, R OBP: 0.311, SLG: 0.363 (1, 6)			0-0 FC7-4 WP 1B		0-0 CS 1B	0-0 1-3			0-0 CS 1B	4 0 3 1 0 0 1																							
Tom Haller, L OBP: 0.385, SLG: 0.507 (1, 2) X			0-0 FC7-4 1-3		4-0 FC2-6 BB		0-0 F8		0-3 K 1-2	3 0 0 0 1 1 2																							
Mike McCormick, L OBP: 0.154, SLG: 0.333 (1, 1)			0-3 K		0-0 FC2-6 1B BB 1-2f		0-0 4-3 2B		0-0 6-3	2 0 0 0 0 1 1																							
Bob Nieman, R OBP: 0.250, SLG: 0.429 (7, PH)										1 0 1 0 0 0 0																							
Billy O'Dell, S OBP: 0.172, SLG: 0.111 (7, PR)										0 0 0 0 0 0 0																							
Don Larsen, R OBP: 0.214, SLG: 0.214 (7, 1)										1 0 0 0 0 0 0																							
Inning Stats	R: 0 E: 0 K: 0 S: 3	H: 1 LOB: 0 BB: 0 P: 3	R: 0 E: 0 K: 0 S: 3	H: 0 LOB: 0 BB: 0 P: 3	R: 0 E: 0 K: 1 S: 5	H: 1 LOB: 0 BB: 0 P: 5	R: 2 E: 0 K: 0 S: 6	H: 3 LOB: 1 BB: 0 P: 6	R: 0 E: 0 K: 0 S: 4	H: 2 LOB: 3 BB: 2 P: 12	R: 0 E: 1 K: 0 S: 4	H: 1 LOB: 1 BB: 0 P: 4	R: 0 E: 0 K: 0 S: 4	H: 1 LOB: 2 BB: 0 P: 4	R: 0 E: 0 K: 1 S: 5	H: 0 LOB: 0 BB: 0 P: 5	R: 1 E: 0 K: 1 S: 6	H: 2 LOB: 0 BB: 0 P: 6	1B: 8 2B: 4 3B: 1 HR: 0	SF: 0 SAC: 1 DP: 3 HBP: 0	WP: 1 PB: 0 SB: 0 CS: 2	PA: 36											
PITCHER Dick Ellsworth, L ERA: 5.84 (1, 1)	IP 9.0	WLS W	BF 36	H 11	R 3	ER 3	SO 3	BB 2	IBB 0	HBP 0	BLK 0	WP 1	HR 0	S 40	P 48	ERA 3.00	WHIP 1.444																
											PITCHER	IP	WLS	BF	H	R	ER	SO	BB	IBB	HBP	BLK	WP	HR	S	P	ERA	WHIP					

San Francisco Giants @ Chicago Cubs
Wrigley Field, Chicago, IL
Wed Jun 06 1962, 3:33 AM CDT
Att: 3,783 - Cloudy - 43 F

livebaseballscorecards.com

AB	33
R	3
H	11
RBI	3
BB	2
SO	3
LOB	14



Batter	1	2	3	4	5	6	7	8	9	AB R H RBI BB SO LOB	TOP
Chuck Hiller, L (1, 4) <small>OBP: 0.345, SLG: 0.317</small>	0-0 F8		0-0 4-3			0-0 F7		0-0 E4 BB		4 0 0 0 0 0 2	San Francisco Giants @ Chicago Cubs Wrigley Field, Chicago, IL Thu Jun 07 1962, 3:33 AM CDT Att: 6,656 - Unknown - 45 F
Harvey Kuenn, R (1, 7) Ernie Bowman, R (8, PR) Stu Miller, R (8, 1) <small>OBP: 0.200, SLG: 0.200</small>	0-0 6-3			0-0 F8		0-0 1B 3B		4-0 BB	3 1 1 1 1 0 0 0 0 0 0 0 0 0 0 0 0 0 0 0 0		
Willie Mays, R (1, 8) <small>OBP: 0.414, SLG: 0.657</small>	0-3 K			0-0 L7		0-0 1B		0-0 F5	4 0 1 1 0 1 2		
Orlando Cepeda, R (1, 3) <small>OBP: 0.367, SLG: 0.579</small>		0-0 P4		0-0 4-3		0-0 1-3		0-0 P4	4 0 0 0 0 0 3		
Felipe Alou, R (1, 9) <small>OBP: 0.377, SLG: 0.532</small>		0-0 5-3			0-0 1-3		0-0 F8		4 1 1 1 0 0 0		
Jim Davenport, R (1, 5) <small>OBP: 0.368, SLG: 0.508</small>		0-0 F3			0-0 F7		0-0 2B	0-0 F8 HR	4 0 1 0 0 0 0		
Jose Pagan, R (1, 6) Willie McCovey, L (9, PH) <small>OBP: 0.413, SLG: 0.741</small>			0-0 SH1-4 1B		0-0 6-3		0-0 B1	0-0 F9	3 0 1 0 0 0 1 1 0 0 0 0 0 0		
Tom Haller, L (1, 2) <small>OBP: 0.389, SLG: 0.493</small>		0-0 P5			0-0 3B 1B		0-0 3-1	0-0 G3	4 1 1 0 0 0 2		
Billy Pierce, L (1, 1) Matty Alou, L (8, PH) <small>OBP: 0.333, SLG: 0.302</small>			0-0 SH1-4		0-3 K		0-0 L7		1 0 0 0 0 1 1 1 0 0 0 0 0 0		
Inning Stats	R: 0 H: 0 E: 0 LOB: 0 K: 1 BB: 0 S: 5 P: 5	R: 0 H: 0 E: 0 LOB: 0 K: 0 BB: 0 S: 3 P: 3	R: 0 H: 1 E: 0 LOB: 1 K: 0 BB: 0 S: 4 P: 4	R: 0 H: 0 E: 0 LOB: 0 K: 0 BB: 0 S: 3 P: 3	R: 0 H: 0 E: 0 LOB: 0 K: 0 BB: 0 S: 3 P: 3	R: 2 H: 3 E: 0 LOB: 1 K: 1 BB: 0 S: 8 P: 8	R: 0 H: 1 E: 0 LOB: 1 K: 0 BB: 0 S: 4 P: 4	R: 0 H: 0 E: 1 LOB: 2 K: 0 BB: 1 S: 4 P: 8	R: 1 H: 1 E: 0 LOB: 0 K: 0 BB: 0 S: 4 P: 4	1B: 3 SF: 0 2B: 1 SAC: 1 3B: 1 DP: 0 HR: 1 HBP: 0	
PITCHER Don Cardwell, R (1, 1) <small>ERA: 6.08</small>	IP WLS BF H R ER SO BB IBB HBP BLK WP HR S P ERA WHIP 9.0 W 35 6 3 3 2 1 0 0 0 0 1 38 42 3.00 0.778										

livebaseballscorecards.com

AB	33
R	3
H	6
RBI	3
BB	1
SO	2
LOB	11




Batter	1	2	3	4	5	6	7	8	9	AB	R	H	RBI	BB	SO	LOB
Ron Santo, R OBP: 0.325, SLG: 0.401 (1, 5)	0-0 5-3		0-0 G5-4-3	4-0 BB		0-0 P4				3	0	0	0	1	0	1
Ken Hubbs, R OBP: 0.302, SLG: 0.379 (1, 4)	0-0 F8		0-0 F9	0-0 FC5				0-0 F9		4	0	0	0	0	0	3
Billy Williams, L OBP: 0.419, SLG: 0.593 (1, 7)	0-0 4-3			0-0 14 2B 1B				0-0 1B		4	1	2	0	0	0	0
14 Ernie Banks, R OBP: 0.299, SLG: 0.515 (1, 3)		0-0 FC3-6 FC5-2 1B		0-0 1B 2B				0-0 L7		4	1	3	0	0	0	1
Don Landrum, L OBP: 0.378, SLG: 0.289 (1, 9)		4-0 FC3-6 BB		0-0 1-3				0-0 F8		3	0	0	0	1	1	4
Lou Brock, L OBP: 0.332, SLG: 0.471 (1, 8)		0-0 FC3-6 PB FC5-2		4-0 1B BB				0-0 SH1-4 1B		3	1	1	0	1	0	3
El Tappe, R OBP: 0.400, SLG: 0.348 (1, 2)		0-0 FC5-2 PB		0-0 FC1-5 1B				0-0 5-3		3	0	1	1	0	0	2
Andre Rodgers, R OBP: 0.333, SLG: 0.415 (1, 6)		0-3 K		0-0 BB FC1-5 1B				0-0 HR		4	1	2	3	0	1	3
Don Cardwell, R OBP: 0.136, SLG: 0.050 (1, 1)			4-0 G5-4-3 BB	0-0 FC1-5 FC5 BB				0-0 F7		3	0	0	0	1	1	3

Inning Stats	R: 0	H: 0	E: 0	K: 0	S: 3	R: 0	H: 1	E: 0	K: 1	S: 6	R: 0	H: 0	E: 0	K: 0	S: 2	R: 3	H: 4	E: 0	K: 0	S: 7	R: 0	H: 1	E: 0	K: 1	S: 6	R: 1	H: 1	E: 0	K: 0	S: 4	R: 0	H: 1	E: 0	K: 0	S: 4	R: 0	H: 1	E: 0	K: 1	S: 6	R: 0	H: 1	E: 0	K: 1	S: 6					
	LOB: 0	BB: 0	P: 3	LOB: 2	BB: 1	P: 10	LOB: 0	BB: 1	P: 6	LOB: 3	BB: 2	P: 15	LOB: 1	BB: 0	P: 6	LOB: 0	BB: 0	P: 4	LOB: 1	BB: 0	P: 6	LOB: 1	BB: 0	P: 6	LOB: 1	BB: 0	P: 6	LOB: 0	BB: 0	P: 4	LOB: 1	BB: 0	P: 6	LOB: 1	BB: 0	P: 6	LOB: 1	BB: 0	P: 6	LOB: 1	BB: 0	P: 6	LOB: 1	BB: 0	P: 6					
PITCHER	IP	WLS	BF	H	R	ER	SO	BB	IBB	HBP	BLK	WP	HR	S	P	ERA	WHIP													IP	WLS	BF	H	R	ER	SO	BB	IBB	HBP	BLK	WP	HR	S	P	ERA	WHIP				
Billy Pierce, L ERA: 3.6 (1, 1)	7.0	L	32	8	4	4	2	4	0	0	0	0	1	32	48	5.14	1.714																																	
Stu Miller, R ERA: 1.48 (8, 1)	1.0		4	1	0	0	1	0	0	0	0	0	0	6	6	0.00	1.000																																	

BOTTOM

San Francisco Giants @ Chicago Cubs
 Wrigley Field, Chicago, IL
 Thu Jun 07 1962, 3:33 AM CDT
 Att. 6,656 - Unknown - 45 F

AB	31
R	4
H	9
RBI	4
BB	4
SO	3
LOB	20



WP: 0	PA: 36
PB: 1	CS: 0
SB: 0	
1B: 7	SF: 0
2B: 1	SAC: 1
3B: 0	DP: 1
HR: 1	HBP: 0

livebaseballscorecards.com

Batter	1	2	3	4	5	6	7	8	9
Curt Flood, R OBP: 0.358, SLG: 0.434 (1, 8) X	0-0 F5 1B	0-0 6-3 1B			0-0 F6 1B		0-0 5-3 1B	0-0 F6 1B	
Julian Javier, R OBP: 0.295, SLG: 0.320 (1, 4) X	0-0 BLK 2B 1B		0-0 F2 1B		0-0 HR 1B		0-0 2B 2B	0-0 1B	
Bill White, L OBP: 0.364, SLG: 0.500 (1, 3) X	0-0 F5 1B		0-0 G3 1B		0-0 HR 1B		0-0 1B 2B	0-0 F7 1B	
Stan Musial, L OBP: 0.401, SLG: 0.489 (1, 7) X Doug Clemens, L OBP: 0.344, SLG: 0.275 (7, PR) (8, 9) X	0-0 2B 2B		0-0 G3 1B		0-0 F2 1B		0-0 1B 1B		
Ken Boyer, R OBP: 0.377, SLG: 0.498 (1, 5) B B B B	4-0 2B BB		0-0 F8 1B		0-0 F8 1B		0-0 1B 1B		
Carl Sawatski, L OBP: 0.436, SLG: 0.588 (1, 2) X	0-0 2B 1-H 2-H			0-3 K 1B		0-0 3-1 1B	0-0 F5 1B		
Julio Gotay, R OBP: 0.372, SLG: 0.392 (1, 6) X	0-0 F8 1B		0-0 F8 1B		0-0 F8 1B		0-0 1B 1-2 2-3		
Bobby Gene Smith, R OBP: 0.234, SLG: 0.263 (1, 9) X Red Schoendienst, S OBP: 0.371, SLG: 0.433 (7, PH) X Charlie James, R OBP: 0.329, SLG: 0.347 (8, 7) X		0-0 5-3 1B		4-0 BB 1B		0-0 F6 1B	0-0 F7 1B		
Ray Sadecki, L OBP: 0.167, SLG: 0.333 (1, 1) X		0-0 F8 1B		0-0 F4 1B			0-0 HR 1B	0-0 6-3 1B	

AB	R	H	RBI	BB	SO	LOB
5	0	0	0	0	0	0
5	3	4	0	0	0	0
5	2	3	3	0	0	2
4	1	2	2	0	0	1
0	0	0	0	0	0	0
3	1	1	0	1	0	1
4	0	1	2	0	1	2
4	0	1	0	0	0	1
2	0	0	0	1	0	0
1	0	0	0	0	0	3
0	0	0	0	0	0	0
4	1	1	1	0	0	1

BOTTOM

San Francisco Giants @ St. Louis Cardinals
Sportsman's Park, St. Louis, MO
Sat Jun 09 1962, 4:33 AM EDT
Att: 17,368 - Unknown - 85 F

livebaseballscorecards.com

AB	37
R	8
H	13
RBI	8
BB	2
SO	1
LOB	11



1B: 7	SF: 0	WP: 0	PA: 39
2B: 4	SAC: 0	PB: 0	
3B: 0	DP: 0	SB: 0	
HR: 2	HBP: 0	CS: 0	

Inning Stats	R	H	E	K	S	P	WLS	BF	H	R	ER	SO	BB	IBB	HBP	BLK	WP	HR	S	P	ERA	WHIP
Jack Sanford, R ERA: 3.48 (1, 1)	3	3	0	0	6	5	5	23	6	5	5	1	2	0	0	1	0	1	23	31	9.00	1.600
Gaylord Perry, R ERA: 6.33 (6, 1)	0	0	0	0	3	3	0	7	3	3	0	0	0	0	0	0	0	1	7	7	20.25	2.250
Bobby Bolin, R ERA: 3.46 (7, 1)	0	0	0	0	3	0	0	5	0	0	0	0	0	0	0	0	0	0	5	5	0.00	4.500
Don Larsen, R ERA: 4.7 (8, 1)	0	0	0	0	1	0	0	4	0	0	0	0	0	0	0	0	0	0	4	4	0.00	1.000

PITCHER	IP	WLS	BF	H	R	ER	SO	BB	IBB	HBP	BLK	WP	HR	S	P	ERA	WHIP
Jack Sanford, R ERA: 3.48 (1, 1)	5.0	L	23	6	5	5	1	2	0	0	1	0	1	23	31	9.00	1.600
Gaylord Perry, R ERA: 6.33 (6, 1)	1.1		7	3	3	0	0	0	0	0	0	0	1	7	7	20.25	2.250
Bobby Bolin, R ERA: 3.46 (7, 1)	0.2		5	3	0	0	0	0	0	0	0	0	0	5	5	0.00	4.500
Don Larsen, R ERA: 4.7 (8, 1)	1.0		4	1	0	0	0	0	0	0	0	0	0	4	4	0.00	1.000

Batter	1	2	3	4	5	6	7	8	9	AB R H RBI BB SO LOB	TOP
Chuck Hiller, L (1, 4) <small>OBP: 0.346, SLG: 0.328</small>	0-3 K		0-0 4-3 2B	0-0 G3-2-3			0-0 F9			4 1 1 0 0 1 3	San Francisco Giants @ St. Louis Cardinals Sportsman's Park, St. Louis, MO Sun Jun 10 1962, 4:38 AM EDT Att. 33,679 - Unknown
Matty Alou, L (1, 7) Gaylord Perry, R (7, 1)	0-0 HR		0-0 4-3	3-H		0-0 F3	0-0 4-3			4 1 1 1 0 0 1 0 0 0 0 0 0 0	
Willie Mays, R (1, 8) Manny Mota, R (8, 8)	0-3 K		0-0 E 2B	3-H		0-0 F4		0-0 F9		4 1 1 1 0 1 0 0 0 0 0 0 0 0	
Willie McCovey, L (1, 9) <small>OBP: 0.419, SLG: 0.734</small>	4-0 BB		0-0 E9 1B	2-H		0-0 G3		0-0 F8		3 0 1 1 1 0 0	
Orlando Cepeda, R (1, 3) <small>OBP: 0.351, SLG: 0.551</small>	0-0 F9		0-0 F8			0-0 F8		0-0 6-3		4 0 0 0 0 0 2	
Jim Davenport, R (1, 5) <small>OBP: 0.357, SLG: 0.508</small>		0-0 G3		0-0 6-3		0-0 F9		0-0 F2		4 0 0 0 0 0 0	
Ed Bailey, L (1, 2) <small>OBP: 0.380, SLG: 0.535</small>		0-0 F2		4-0 SH G3-2-3 1B BB		0-0 3B		0-0 F8		3 0 1 0 1 0 0	
Jose Pagan, R (1, 6) <small>OBP: 0.306, SLG: 0.353</small>	0-3 K		0-0 SH 1B	1-2		0-0 F9		0-0 F7		4 0 1 0 0 1 1	
Jim Duffalo, R (1, 1) Stu Miller, R (4, 1) Billy Pierce, L (6, 1) Bob Nieman, R (7, PH)		0-3 K	0-0 SH	1-2 2-3		0-3 K				1 0 0 0 0 1 0 0 0 0 0 0 0 0 0 0 0 0 0 0 0 1 0 0 0 0 1 0	
Inning Stats	R: 1 H: 1 E: 0 LOB: 1 K: 2 BB: 1 S: 8 P: 12	R: 0 H: 0 E: 0 LOB: 0 K: 1 BB: 0 S: 5 P: 5	R: 2 H: 3 E: 1 LOB: 1 K: 1 BB: 0 S: 8 P: 8	R: 0 H: 1 E: 1 LOB: 2 K: 0 BB: 1 S: 4 P: 8	R: 0 H: 0 E: 0 LOB: 0 K: 0 BB: 0 S: 3 P: 3	R: 0 H: 1 E: 0 LOB: 1 K: 0 BB: 0 S: 4 P: 4	R: 0 H: 0 E: 0 LOB: 0 K: 1 BB: 0 S: 5 P: 5	R: 0 H: 0 E: 0 LOB: 0 K: 0 BB: 0 S: 3 P: 3	R: 0 H: 0 E: 0 LOB: 0 K: 0 BB: 0 S: 3 P: 3	1B: 2 SF: 0 2B: 2 SAC: 1 3B: 1 DP: 1 HR: 1 HBP: 0	WP: 0 PA: 35 PB: 0 SB: 0 CS: 0
PITCHER Ray Washburn, R (1, 1) <small>ERA: 3.63</small>	IP WLS BF H R ER SO BB IBB HBP BLK WP HR S P ERA WHIP 9.0 W 35 6 3 3 5 2 0 0 0 0 1 43 51 3.00 0.889	PITCHER IP WLS BF H R ER SO BB IBB HBP BLK WP HR S P ERA WHIP									

livebaseballscorecards.com

AB	32
R	3
H	6
RBI	3
BB	2
SO	5
LOB	7



Batter	1	2	3	4	5	6	7	8	9	AB R H RBI BB SO LOB	TOP																								
Harvey Kuenn, R (1, 7) OBP: 0.386, SLG: 0.422	0-0 F8		0-0 G4		0-0 1-3		0-0 FC5-4			4 0 0 0 0 0 3																									
Chuck Hiller, L (1, 4) OBP: 0.341, SLG: 0.322	0-0 F8		0-0 FC5		0-0 G3		0-0 F3			4 0 0 0 0 0 3																									
Willie Mays, R (1, 8) OBP: 0.412, SLG: 0.667	0-0 2B		0-0 F9			0-0 5-3		0-0 1B		4 0 2 0 0 0 2																									
Orlando Cepeda, R (1, 3) OBP: 0.349, SLG: 0.546	0-3 K			0-0 4-3		0-0 F5		0-0 1B		4 0 1 0 0 1 1																									
Felipe Alou, R (1, 9) OBP: 0.380, SLG: 0.542		0-3 K		0-0 1B		0-0 6-3		0-3 K		4 0 1 0 0 2 1																									
Jim Davenport, R (1, 5) OBP: 0.359, SLG: 0.522		0-3 K		0-0 2B		0-0 SF9		0-0 5-3		4 1 2 0 0 1 1																									
Ed Bailey, L (1, 2) OBP: 0.377, SLG: 0.527		0-0 5-3		4-0 BB		0-0 SF9		0-0 3-1		2 0 0 1 1 0 0																									
Jose Pagan, R (1, 6) OBP: 0.313, SLG: 0.364			0-0 G4 1B FC5 1B		0-0 F7		0-0 1B 2B		0-0 L4-3 1B	4 1 3 0 0 0 2																									
Juan Marichal, R (1, 1) OBP: 0.325, SLG: 0.297			0-0 G4 1B		0-0 L1		0-0 FC5-4 1B		0-0 L4-3	4 0 2 1 0 0 1																									
Inning Stats	R: 0 E: 0 K: 1 S: 6	H: 1 LOB: 1 BB: 0 P: 6	R: 0 E: 0 K: 2 S: 7	H: 0 LOB: 0 BB: 0 P: 7	R: 0 E: 0 K: 0 S: 5	H: 2 LOB: 2 BB: 0 P: 5	R: 0 E: 0 K: 0 S: 4	H: 2 LOB: 2 BB: 1 P: 8	R: 0 E: 0 K: 0 S: 3	H: 0 LOB: 0 BB: 0 P: 3	R: 0 E: 0 K: 0 S: 3	H: 0 LOB: 0 BB: 0 P: 3	R: 2 E: 0 K: 0 S: 6	H: 3 LOB: 1 BB: 0 P: 6	R: 0 E: 0 K: 1 S: 6	H: 2 LOB: 1 BB: 0 P: 6	R: 0 E: 0 K: 0 S: 3	H: 1 LOB: 0 BB: 0 P: 3	1B: 7 2B: 4 3B: 1 HR: 0	SF: 1 SAC: 0 DP: 1 HBP: 0	WP: 0 PB: 0 SB: 0 CS: 1	PA: 36													
PITCHER Jim O'Toole, L (1, 1) ERA: 4.01	IP 9.0	WLS L	BF 36	H 11	R 2	ER 2	SO 4	BB 1	IBB 0	HBP 0	BLK 0	WP 0	HR 0	S 43	P 47	ERA 2.00	WHIP 1.333	PITCHER	IP 9.0	WLS L	BF 36	H 11	R 2	ER 2	SO 4	BB 1	IBB 0	HBP 0	BLK 0	WP 0	HR 0	S 43	P 47	ERA 2.00	WHIP 1.333

San Francisco Giants @ Cincinnati Reds
Crosley Field, Cincinnati, OH
Tue Jun 12 1962, 7:05 PM EDT
Unknown

livebaseballscorecards.com

AB 34
R 2
H 11
RBI 2
BB 1
SO 4
LOB 14



Batter	1	2	3	4	5	6	7	8	9	AB R H RBI BB SO LOB	TOP											
Chuck Hiller, L (1, 4) <small>OBP: 0.345, SLG: 0.327</small>	0-0 4-1	0-0 SF9		4-0 BB			0-0 1B		0-0 1B	3 0 2 2 1 0 0	San Francisco Giants @ Cincinnati Reds Crosley Field, Cincinnati, OH Tue Jun 12 1962, 7:05 PM EDT Att. 18,215 - Unknown livebaseballscorecards.com											
Matty Alou, L (1, 9) <small>OBP: 0.310, SLG: 0.340</small>	0-0 G3	0-0 FC3-6		0-3 K		0-3 K	0-3 K	0-3 K	5 0 0 0 0 3 5													
Willie Mays, R (1, 8) <small>OBP: 0.412, SLG: 0.661</small>	0-0 E HR 1B	0-0 F3			0-3 K	0-3 K	0-0 1-3	0-0 1-3	5 1 2 0 0 2 2													
Willie McCovey, L (1, 7) Felipe Alou, R (9, PH) <small>OBP: 0.423, SLG: 0.712</small> <small>OBP: 0.378, SLG: 0.540</small>	4-0 1-3 HR BB		4-0 CS BB	0-0 G3	0-0 G3	0-0 1-3	0-0 1-3	0-0 1-3	2 1 0 0 2 0 1 1 0 0 0 0 0 2													
Orlando Cepeda, R (1, 3) <small>OBP: 0.352, SLG: 0.569</small>	0-0 1-H 3-H HR		0-0 F8	0-0 HR	0-3 K	0-3 K	0-3 K		4 2 2 4 0 1 1													
Ed Bailey, L (1, 2) <small>OBP: 0.367, SLG: 0.511</small>	0-3 K		0-3 K	0-0 G3	0-0 G3	0-0 5-3	0-0 5-3		4 0 0 0 0 2 1													
Jim Davenport, R (1, 5) <small>OBP: 0.387, SLG: 0.515</small>		4-0 1B SF9 BB		0-0 E4 SH5-3		0-3 K	0-0 6-3		3 1 0 0 1 1 0													
Jose Pagan, R (1, 6) <small>OBP: 0.318, SLG: 0.366</small>		4-0 1-2 E BB		0-0 SH5-3		0-0 F9	0-0 SH2-4 1B	0-0 SH2-4 1B	2 2 1 0 1 0 0													
Mike McCormick, L (1, 1) Stu Miller, R (8, 1) Don Larsen, R (9, 1) <small>OBP: 0.188, SLG: 0.333</small> <small>OBP: 0.200, SLG: 0.200</small> <small>OBP: 0.214, SLG: 0.214</small>		0-0 1-2 2-3 FC3-6 1B		0-0 1-3		0-0 F9	0-0 SH2-4	0-0 SH2-4	3 0 1 0 0 0 1 0 0 0 0 0 0 0 0 0 0 0 0 0 0													
Inning Stats	R: 3 E: 1 K: 1 S: 7	H: 2 LOB: 0 BB: 1 P: 11	R: 2 E: 1 K: 0 S: 4	H: 1 LOB: 1 BB: 2 P: 12	R: 0 E: 0 K: 1 S: 4	H: 0 LOB: 0 BB: 1 P: 8	R: 0 E: 1 K: 1 S: 6	H: 0 LOB: 2 BB: 1 P: 10	R: 1 E: 0 K: 1 S: 6	H: 1 LOB: 0 BB: 0 P: 6	R: 0 E: 0 K: 1 S: 5	H: 0 LOB: 0 BB: 0 P: 5	R: 0 E: 0 K: 2 S: 8	H: 1 LOB: 1 BB: 0 P: 8	R: 0 E: 0 K: 1 S: 5	H: 0 LOB: 0 BB: 0 P: 5	R: 1 E: 0 K: 1 S: 8	H: 3 LOB: 2 BB: 0 P: 8	1B: 6 2B: 0 3B: 0 HR: 2	SF: 1 SAC: 2 DP: 0 HBP: 0	WP: 0 PB: 0 SB: 0 CS: 1	PA: 40
PITCHER	IP WLS BF H R ER SO BB IBB HBP BLK WP HR S P ERA WHIP																					
Moe Drabowsky, R (1, 1) <small>ERA: 6.14</small>	3.0 L 15 3 5 4 2 4 0 0 0 0 1 15 31 12.00 2.333																					
Johnny Klippstein, R (4, 1) <small>ERA: 4.35</small>	2.0 9 1 1 1 2 1 0 0 0 0 1 12 16 4.50 1.000																					
Dave Sisler, R (6, 1) <small>ERA: 4.11</small>	2.0 7 1 0 0 3 0 0 0 0 0 0 13 13 0.00 0.500																					
Ted Wills, L (8, 1) <small>ERA: 5.52</small>	2.0 9 3 1 1 2 0 0 0 0 0 0 13 13 4.50 1.500																					



BOTTOM

San Francisco Giants @ Cincinnati Reds

Crosley Field, Cincinnati, OH

Tue Jun 12 1962, 7:05 PM EDT

Att. 18,215 - Unknown

livebaseballscorecards.com

AB	35
R	5
H	8
RBI	4
BB	4
SO	5
LOB	17



WP:	0	PA:	40
PB:	0		
SB:	0		
CS:	0		

AB R H RBI BB SO LOB

4 0 1 1 0 0 2
4 0 0 0 0 2 3
1 0 0 0 0 0 2

5 1 1 0 0 0 2

5 0 1 0 0 0 3

4 0 1 1 0 0 0

3 1 0 0 1 1 2

3 0 0 0 0 1 1
1 1 1 0 0 0 0

2 1 2 2 1 0 0
1 1 1 0 0 0 0

0 0 0 0 0 0 0
1 0 0 0 0 0 1 1
0 0 0 0 0 0 0 0
0 0 0 0 0 1 0 0
0 0 0 0 0 0 0 0
1 0 0 0 0 0 0 1
0 0 0 0 0 0 0 0
0 0 0 0 0 1 0 0

1B: 6 SF: 1
2B: 1 SAC: 0
3B: 0 DP: 0
HR: 1 HBP: 0

Batter	1	2	3	4	5	6	7	8	9
Eddie Kasko, R (1, 5) OBP: 0.295, SLG: 0.333	0-0 1B		0-0 F9		0-0 F9			0-0 F9	0-0 SF8
Don Zimmer, R (1, 4) OBP: 0.252, SLG: 0.295 Marty Keough, L (9, PH) OBP: 0.385, SLG: 0.386	0-3 K		0-3 K		0-0 F9			0-0 F2	0-0 F3
Vada Pinson, L (1, 8) OBP: 0.340, SLG: 0.569	0-0 F7			0-0 6-3				0-0 1B 1B	0-0 E4
Frank Robinson, R (1, 9) OBP: 0.371, SLG: 0.502	0-0 F4			0-0 5-3				0-0 1B 1B	0-0 6-3
Wally Post, R (1, 7) OBP: 0.346, SLG: 0.503		0-0 F2		0-0 F2				0-0 1B 1B	
Leo Cardenas, R (1, 6) OBP: 0.315, SLG: 0.371		0-0 F7			4-0 HR BB			0-0 K	
Don Pavletich, R (1, 3) OBP: 0.375, SLG: 0.231 Gordy Coleman, L (9, PH) OBP: 0.337, SLG: 0.443		0-3 K			0-0 F8				0-0 BB 1B SF8 1B
Hank Foiles, R (1, 2) OBP: 0.387, SLG: 0.536 Jerry Lynch, L (9, PH) OBP: 0.345, SLG: 0.455			4-0 BB		0-0 HR				0-0 BB 1B E
Moe Drabowsky, R (1, 1) Cookie Rojas, R (3, PH) OBP: 0.303, SLG: 0.224 Johnny Klippstein, R (4, 1) Joe Gaines, R (5, PH) OBP: 0.529, SLG: 0.692 Dave Sisler, R (6, 1) Don Blasingame, L (7, PH) OBP: 0.349, SLG: 0.368 Ted Willis, L (8, 1) Johnny Edwards, L (9, PH) OBP: 0.328, SLG: 0.396			0-3 K		4-0 BB				4-0 BB 1B E BB

Inning Stats	R: 0	H: 1	E: 0	K: 1	S: 6	R: 0	H: 0	E: 0	K: 1	S: 5	R: 0	H: 0	E: 0	K: 2	S: 7	R: 0	H: 0	E: 0	K: 0	S: 3	R: 2	H: 1	E: 0	K: 0	S: 4	R: 0	H: 0	E: 0	K: 0	S: 3	R: 0	H: 1	E: 0	K: 0	S: 4	R: 1	H: 3	E: 0	K: 1	S: 8	R: 2	H: 2	E: 1	K: 0	S: 6	1B: 6	SF: 1	2B: 1	SAC: 0	3B: 0	DP: 0	HR: 1	HBP: 0	WP: 0	PA: 40
--------------	------	------	------	------	------	------	------	------	------	------	------	------	------	------	------	------	------	------	------	------	------	------	------	------	------	------	------	------	------	------	------	------	------	------	------	------	------	------	------	------	------	------	------	------	------	-------	-------	-------	--------	-------	-------	-------	--------	-------	--------

PITCHER	IP	WLS	BF	H	R	ER	SO	BB	IBB	HBP	BLK	WP	HR	S	P	ERA	WHIP
Mike McCormick, L (1, 1) ERA: 5.16	7.2	W	32	6	3	3	4	3	0	0	0	0	1	37	49	3.52	1.174
Stu Miller, R (8, 1) ERA: 2.94	1.0		7	2	2	1	1	1	0	0	0	0	0	8	12	9.00	3.000
Don Larsen, R (9, 1) ERA: 4.66	0.1	S	1	0	0	0	0	0	0	0	0	0	0	1	1	0.00	0.000

Batter	1	2	3	4	5	6	7	8	9	AB R H RBI BB SO LOB	TOP	
Harvey Kuenn, R (1, 7) OBP: 0.383, SLG: 0.418	0-0 1-3		0-0 4-3			0-0 F7			0-0 1B	4 0 1 0 0 0 0		
Chuck Hiller, L (1, 4) OBP: 0.340, SLG: 0.321	0-0 1-4-3		0-3 K2-3			0-3 K			0-0 F8	4 0 0 0 0 2 1		
Willie Mays, R (1, 8) OBP: 0.409, SLG: 0.653	4-0 S S BB								0-0 F8	3 0 0 0 1 0 1		
Orlando Cepeda, R (1, 3) OBP: 0.350, SLG: 0.562	4-0 1-2 BB								0-3 K	3 0 0 0 1 1 1		
Felipe Alou, R (1, 9) OBP: 0.382, SLG: 0.544	0-0 F2									2 0 1 0 1 0 2		
Ed Bailey, L (1, 2) OBP: 0.361, SLG: 0.500										3 0 0 0 0 0 1		
Jim Davenport, R (1, 5) OBP: 0.382, SLG: 0.507										3 0 0 0 0 1 0		
Jose Pagan, R (1, 6) OBP: 0.318, SLG: 0.365										3 0 1 0 0 0 0		
Jack Sanford, R (1, 1) OBP: 0.229, SLG: 0.242										1 0 0 0 0 0 0		
Matty Alou, L (6, PH) OBP: 0.305, SLG: 0.333										1 0 0 0 0 0 0		
Richard LeMay, L (6, 1)										0 0 0 0 0 0 0		
Willie McCovey, L (8, PH) OBP: 0.418, SLG: 0.701										1 0 0 0 0 0 1		
Bobby Bolin, R (8, 1)										0 0 0 0 0 0 0		
Inning Stats	R: 0 H: 0 E: 0 LOB: 2 K: 0 BB: 2 S: 3 P: 11	R: 0 H: 0 E: 1 LOB: 0 K: 0 BB: 0 S: 3 P: 3	R: 0 H: 0 E: 0 LOB: 0 K: 1 BB: 0 S: 5 P: 5	R: 0 H: 0 E: 0 LOB: 1 K: 0 BB: 1 S: 2 P: 6	R: 0 H: 0 E: 0 LOB: 0 K: 1 BB: 0 S: 5 P: 5	R: 0 H: 0 E: 0 LOB: 0 K: 1 BB: 0 S: 5 P: 5	R: 0 H: 1 E: 0 LOB: 1 K: 0 BB: 0 S: 4 P: 4	R: 0 H: 1 E: 0 LOB: 0 K: 0 BB: 0 S: 3 P: 3	R: 0 H: 1 E: 0 LOB: 1 K: 1 BB: 0 S: 6 P: 6	1B: 2 SF: 0 2B: 1 SAC: 0 3B: 0 DP: 1 HR: 0 HBP: 0	WP: 0 PA: 31 PB: 0 SB: 2 CS: 0	
PITCHER Bob Purkey, R (1, 1) ERA: 2.82	IP WLS BF H R ER SO BB IBB HBP BLK WP HR S P ERA WHIP	9.0 W 32 3 0 0 4 3 0 0 0 0 0 0 36 48 0.00 0.667										
PITCHER	IP WLS BF H R ER SO BB IBB HBP BLK WP HR S P ERA WHIP											

San Francisco Giants @ Cincinnati Reds
Crosley Field, Cincinnati, OH
Wed Jun 13 1962, 7:05 PM EDT
Att. 15,837 - Unknown

livebaseballscorecards.com

AB	28
R	0
H	3
RBI	0
BB	3
SO	4
LOB	7



Batter	1	2	3	4	5	6	7	8	9
Leo Cardenas, R (1, 6) OBP: 0.317, SLG: 0.382	0-0 5-3		0-3 K		0-0 1B 2B	0-0 2B		0-3 K	
Don Blasingame, L (1, 4) OBP: 0.353, SLG: 0.367	0-0 F8		0-0 4-3		0-0 1B	4-0 BB			
Vada Pinson, L (1, 8) OBP: 0.338, SLG: 0.563	0-3 K			0-0 1B 2B	0-0 F8	0-0 F4			
Frank Robinson, R (1, 9) OBP: 0.373, SLG: 0.505		0-0 F8		0-0 1B 2B	4-0 BB		0-0 4-3		
Jerry Lynch, L (1, 7) OBP: 0.352, SLG: 0.450		4-0 BB		0-0 F9	0-0 F5		0-0		
Marty Keough, L (7, PR) OBP: 0.385, SLG: 0.386				2-3			FC3-6 1B		
Gordy Coleman, L (1, 3) OBP: 0.340, SLG: 0.459		0-0 F9		0-0 G3 1B		0-0 HR	0-0 FC3-6		
Johnny Edwards, L (1, 2) OBP: 0.326, SLG: 0.389		0-3 K		0-0 G3		4-0 SH1-4 2B BB	0-0 F5		
Don Zimmer, R (1, 5) OBP: 0.245, SLG: 0.287			0-0 F8	0-0 F2		0-3 K	0-3 K		
Bob Purkey, R (1, 1) OBP: 0.157, SLG: 0.200			0-0		0-3 K	0-0 SH1-4	0-0 F5		

Inning Stats	R: 0	H: 0	E: 0	K: 1	S: 5	LOB: 0	BB: 0	P: 5
	R: 0	H: 0	E: 0	K: 1	S: 5	LOB: 1	BB: 1	P: 9
	R: 0	H: 1	E: 0	K: 1	S: 6	LOB: 1	BB: 0	P: 6
	R: 2	H: 3	E: 0	K: 0	S: 6	LOB: 1	BB: 0	P: 6
	R: 1	H: 2	E: 0	K: 1	S: 7	LOB: 2	BB: 1	P: 11
	R: 2	H: 2	E: 0	K: 1	S: 7	LOB: 2	BB: 2	P: 15
	R: 0	H: 1	E: 0	K: 0	S: 4	LOB: 1	BB: 0	P: 4
	R: 0	H: 0	E: 0	K: 2	S: 7	LOB: 0	BB: 0	P: 7

PITCHER	IP	WLS	BF	H	R	ER	SO	BB	IBB	HBP	BLK	WP	HR	S	P	ERA	WHIP
Jack Sanford, R (1, 1) ERA: 3.59	5.0	L	23	6	3	3	4	2	0	0	0	0	0	29	37	5.40	1.600
Richard LeMay, L (6, 1) ERA: 4.5	2.0		11	3	2	2	1	2	0	0	0	0	1	11	19	9.00	2.500
Bobby Bolin, R (8, 1) ERA: 3.21	1.0		3	0	0	0	2	0	0	0	0	0	0	7	7	0.00	0.000

AB R H RBI BB SO LOB

5	1	2	1	0	2	1
3	0	1	1	1	0	1
4	1	1	0	0	1	3
3	1	1	1	1	0	0
3	0	1	0	1	0	3
0	0	0	0	0	0	0
4	1	2	2	0	0	2
3	1	0	0	1	1	3
4	0	0	0	0	2	2
3	0	1	0	0	1	0


AB	32
R	5
H	9
RBI	5
BB	4
SO	7
LOB	15



PITCHER	IP	WLS	BF	H	R	ER	SO	BB	IBB	HBP	BLK	WP	HR	S	P	ERA	WHIP
WP: 0	PA: 37																
PB: 0																	
SB: 2																	
CS: 0																	

San Francisco Giants @ Cincinnati Reds
Crosley Field, Cincinnati, OH
Wed Jun 13 1962, 7:05 PM EDT
Att. 15,837 - Unknown

livebaseballscorecards.com

Batter	1	2	3	4	5	6	7	8	9	AB R H RBI BB SO LOB	TOP	
Harvey Kuenn, R (1, 7) OBP: 0.376, SLG: 0.408	0-0 4-3		0-0 6-3			0-0 F9			0-0 F8	4 0 0 0 0 0 1	San Francisco Giants @ Cincinnati Reds Crosley Field, Cincinnati, OH Thu Jun 14 1962, 7:05 PM EDT Att: 16,756 - Unknown AB 30 R 0 H 3 RBI 0 BB 1 SO 5 LOB 9 	
Chuck Hiller, L (1, 4) OBP: 0.339, SLG: 0.320	0-0 WP 1B		0-0 4-3			0-0 F7			0-0 E4 FC5-4	4 0 1 0 0 0 1		
Willie Mays, R (1, 8) OBP: 0.404, SLG: 0.642	0-3 K 1-2		0-0 F9			0-3 K			0-0 FC5-4 FC5-4 1-2f	4 0 0 0 0 2 3		
Orlando Cepeda, R (1, 3) OBP: 0.349, SLG: 0.557	0-0 4-3			0-0 G6-4-3 1B					0-0 FC5-4 FC5-4 1-2f	4 0 1 0 0 0 2		
Felipe Alou, R (1, 9) OBP: 0.377, SLG: 0.536		0-0 6-3		0-0 G6-4-3 1-2f					0-0 5-3	3 0 0 0 0 0 1		
Jim Davenport, R (1, 5) OBP: 0.377, SLG: 0.500		0-0 F7		0-3 K					0-0 5-3	3 0 0 0 0 1 0		
Tom Haller, L (1, 2) OBP: 0.374, SLG: 0.450		4-0 BB BB			0-0 F9				0-3 K	2 0 0 0 1 1 0		
Jose Pagan, R (1, 6) OBP: 0.314, SLG: 0.361		0-0 4-3			0-0 5-3				0-0 F4	3 0 0 0 0 0 1		
Billy Pierce, L (1, 1) OBP: 0.360, SLG: 0.273 Don Larsen, R (1, 1) OBP: 0.267, SLG: 0.400 Bobby Bolin, R (3, 1) Ed Bailey, L (8, PH) OBP: 0.359, SLG: 0.496 Richard LeMay, L (8, 1) Stu Miller, R (8, 1) OBP: 0.200, SLG: 0.200			0-0 K 3B		0-3 K				0-0 3-1	0 0 0 0 0 0 0 1 0 1 0 0 0 0 1 0 0 0 0 1 0 1 0		
Inning Stats	R: 0 E: 0 K: 1 S: 6 H: 1 LOB: 1 BB: 0 P: 6	R: 0 E: 0 K: 0 S: 3 H: 0 LOB: 1 BB: 1 P: 7	R: 0 E: 0 K: 0 S: 4 H: 1 LOB: 1 BB: 0 P: 4	R: 0 E: 0 K: 1 S: 5 H: 1 LOB: 0 BB: 0 P: 5	R: 0 E: 0 K: 1 S: 5 H: 0 LOB: 0 BB: 0 P: 5	R: 0 E: 0 K: 1 S: 5 H: 0 LOB: 0 BB: 0 P: 5	R: 0 E: 0 K: 0 S: 3 H: 0 LOB: 0 BB: 0 P: 3	R: 0 E: 0 K: 1 S: 5 H: 0 LOB: 0 BB: 0 P: 5	R: 0 E: 1 K: 0 S: 4 H: 0 LOB: 1 BB: 0 P: 4	1B: 2 2B: 0 3B: 1 HR: 0 SF: 0 SAC: 0 DP: 1 HBP: 0	WP: 1 PB: 0 SB: 0 CS: 0 PA: 31	
PITCHER Joey Jay, R (1, 1) ERA: 3.71	IP 9.0 WLS W BF 31 H 3 R 0 ER 0 SO 5 BB 1 IBB 0 HBP 0 BLK 0 WP 1 HR 0 S 40 P 44 ERA 0.00 WHIP 0.444											PITCHER IP WLS BF H R ER SO BB IBB HBP BLK WP HR S P ERA WHIP

livebaseballscorecards.com

Batter	1	2	3	4	5	6	7	8	9
Vada Pinson, L OBP: 0.335, SLG: 0.559 (1, 8)	0-0 1-3 1B 2B		0-0 F2	0-0 FC4-6 G4-6-3 1-2f			0-0 F8	0-0 F9	
Don Blasingame, L OBP: 0.350, SLG: 0.359 (1, 4)	0-0 1-3 2-3		4-0 HR BB	0-0 G4-6-3 1-2f			0-0 F9		
Frank Robinson, R OBP: 0.383, SLG: 0.525 (1, 9)	0-0 3-H 1B		0-0 HR		0-0 CS 1B		4-0 1B WP BB		
Wally Post, R OBP: 0.349, SLG: 0.500 (1, 7)	0-0 F8		4-0 F8 WP BB		0-3 K 1-2		0-0 BB BB FC4-2 1B		
Hank Foiles, R OBP: 0.400, SLG: 0.500 (1, 2)	0-0 F7		4-0 BB		0-0 F2		4-0 FC4-2 BB 1B BB		
Leo Cardenas, R OBP: 0.321, SLG: 0.381 (1, 6)		0-0 5-3	0-0 F8 2-3			0-0 CS 1B	4-0 1B BB FC4-2		
Gordy Coleman, L OBP: 0.333, SLG: 0.450 (1, 3)		0-0 F5	0-0 4-3			0-3 K 1-2	0-0 FC4-2 1B		
Don Zimmer, R OBP: 0.252, SLG: 0.306 (1, 5)		0-0 F2		0-0 1B 3B		0-0 F3	0-0 1B		
Joey Jay, S OBP: 0.238, SLG: 0.350 (1, 1)			0-0 HR BB 1B	0-0 FC4-6 3-H 1B			0-0 F8	0-3 K	

Inning Stats	R: 1 E: 0 K: 0 S: 5	H: 2 LOB: 1 BB: 0 P: 5	R: 0 E: 0 K: 0 S: 3	H: 0 LOB: 0 BB: 0 P: 3	R: 3 E: 0 K: 0 S: 5	H: 2 LOB: 2 BB: 3 P: 17	R: 1 E: 0 K: 0 S: 4	H: 2 LOB: 0 BB: 0 P: 4	R: 0 E: 0 K: 1 S: 5	H: 1 LOB: 0 BB: 0 P: 5	R: 0 E: 0 K: 1 S: 3	H: 0 LOB: 0 BB: 0 P: 3	R: 3 E: 0 K: 1 S: 7	H: 2 LOB: 2 BB: 3 P: 19
1B: 7 2B: 3 3B: 1 HR: 1	SF: 0 SAC: 0 DP: 3 HBP: 0	WP: 2 PB: 0 SB: 0 CS: 2	PA: 37											

PITCHER	IP	WLS	BF	H	R	ER	SO	BB	IBB	HBP	BLK	WP	HR	S	P	ERA	WHIP
Billy Pierce, L ERA: 3.8 (1, 1)	0.1	L	2	1	1	1	0	0	0	0	0	0	0	2	2	27.00	3.000
Don Larsen, R ERA: 5.09 (1, 1)	2.0		12	3	3	3	0	3	0	0	0	1	1	9	21	13.50	3.000
Bobby Bolin, R ERA: 2.89 (3, 1)	4.2		15	4	1	1	2	0	0	0	0	0	0	19	19	1.93	0.857
Richard LeMay, L ERA: 9.0 (8, 1)	0.0		3	1	3	3	0	2	0	0	0	1	0	1	9	∞	∞
Stu Miller, R ERA: 2.86 (8, 1)	1.0		5	1	0	0	1	1	0	0	0	0	0	6	10	0.00	2.000

BOTTOM

San Francisco Giants @ Cincinnati Reds

Crosley Field, Cincinnati, OH

Thu Jun 14 1962, 7:05 PM EDT
Att. 16,756 - Unknown

livebaseballscorecards.com

AB	31
R	8
H	10
RBI	8
BB	6
SO	3
LOB	19



Batter	1	2	3	4	5	6	7	8	9	AB R H RBI BB SO LOB	TOP									
Curt Flood, R OBP: 0.364, SLG: 0.441 (1, 8) X	0-0 1B HR 1B	0-0 F9			0-0 F9			0-0 F8		4 1 1 0 0 0 1										
Julian Javier, R OBP: 0.297, SLG: 0.321 (1, 4) S S S	0-3 K		0-0 F9		0-0 5-3			0-0 G3 S WP 1B		4 1 1 0 0 1 2										
Fred Whitfield, L OBP: 0.406, SLG: 0.645 (1, 3) X	0-0 HR 1B		0-0 F8				0-0 F8	0-0 G3		3 1 1 0 0 0 0										
Bill White, L OBP: 0.354, SLG: 0.484 (7, 3) X	1-3 HR 1B							1-3 G3		1 0 0 0 0 0 1										
Ken Boyer, R OBP: 0.379, SLG: 0.478 (1, 5) X	0-0 F5		0-0 6-3				0-0 F6	0-0 E5		4 0 0 0 0 0 2										
Charlie James, R OBP: 0.360, SLG: 0.405 (1, 9) X	0-0 HR				0-0 G5-4-3 1B		0-0 S 1B	0-3 K		4 2 3 3 0 1 1										
Gene Oliver, R OBP: 0.360, SLG: 0.395 (1, 2) B B B B	4-0 FC6-4 BB				0-0 G5-4-3		0-0 CS 1B		0-0 6-3	3 0 1 1 1 0 1										
Julio Gotay, R OBP: 0.364, SLG: 0.369 (1, 6) X	0-0 FC6-4				0-0 F8		0-0 CS	0-0 4-3	0-0 2-3	4 0 0 0 0 0 1										
Bobby Gene Smith, R OBP: 0.256, SLG: 0.274 (1, 7) X		0-0 5-3			4-0 SH1-4 BB		0-0 F3	0-0 1B	0-0 6-3	3 0 1 0 1 0 0										
Ray Sadecki, L OBP: 0.143, SLG: 0.286 (1, 1) X		0-0 4-3			0-0 SH1-4		0-3 K		0-0 6-3	3 0 0 0 0 1 1										
Inning Stats	R: 3 E: 0 K: 1 S: 8	H: 3 LOB: 1 BB: 1 P: 12	R: 0 E: 0 K: 0 S: 3	H: 0 LOB: 0 BB: 0 P: 3	R: 0 E: 0 K: 0 S: 3	H: 1 LOB: 0 BB: 0 P: 3	R: 0 E: 0 K: 0 S: 3	H: 0 LOB: 1 BB: 1 P: 7	R: 1 E: 0 K: 0 S: 4	H: 2 LOB: 0 BB: 0 P: 4	R: 0 E: 0 K: 1 S: 5	H: 0 LOB: 0 BB: 0 P: 5	R: 1 E: 1 K: 1 S: 7	H: 1 LOB: 1 BB: 0 P: 7	R: 0 E: 0 K: 0 S: 4	H: 1 LOB: 1 BB: 0 P: 4	1B: 7 2B: 0 3B: 0 HR: 1	SF: 0 SAC: 1 DP: 1 HBP: 0	WP: 1 PB: 0 SB: 3 CS: 1	PA: 37
PITCHER	IP WLS BF H R ER SO BB IBB HBP BLK WP HR S P ERA WHIP																			
Billy O'Dell, L ERA: 3.44 (1, 1)	7.0 L 27 6 4 4 2 2 0 0 0 0 0 1 29 37 5.14 1.143																			
Stu Miller, R ERA: 2.95 (8, 1)	2.0 9 2 1 1 1 0 0 0 0 1 0 11 11 4.50 1.000																			

St. Louis Cardinals @ San Francisco Giants
 Candlestick Park, San Francisco, CA
 Fri Jun 15 1962, 10:05 PM EDT
 Att: 23,427 - Unknown

livebaseballscorecards.com

AB	33
R	5
H	8
RBI	4
BB	2
SO	3
LOB	10



Batter	1	2	3	4	5	6	7	8	9	AB R H RBI BB SO LOB
Harvey Kuenn, R (1, 7) OBP: 0.371, SLG: 0.399	0-3 K ①		0-0 1-3 ②		4-0 1B BB ②		0-0 F7 ①		0-0 6-3 ③	4 0 0 0 1 1 1
Jose Pagan, R (1, 6) OBP: 0.313, SLG: 0.359	0-0 4-3 ②		0-0 BB 1B ②		0-0 F8 ②		0-0 F8 ②			4 1 1 0 0 0 2
Willie Mays, R (1, 8) OBP: 0.408, SLG: 0.646	0-0 E6		4-0 1B 2B BB ②		0-0 1-3 1B ③		0-0 1-3 2B ③			3 1 2 0 1 0 0
Orlando Cepeda, R (1, 3) OBP: 0.350, SLG: 0.557 Willie McCovey, L (4, 3) OBP: 0.407, SLG: 0.681	0-0 F2 ③		0-0 1-3 2B 1B ③		0-0 F8 ③		0-3 K ③			2 0 1 1 0 0 1 2 0 0 0 0 1 4
Felipe Alou, R (1, 9) OBP: 0.379, SLG: 0.538		0-0 1-3 ①	0-0 1-H 2B ③		4-0 G1-6-3 BB ③		0-0 F2 ①			3 0 1 1 1 0 0
Jim Davenport, R (1, 5) OBP: 0.374, SLG: 0.495		0-0 L3-6 BB 1B ①		0-0 6-3 ①		0-0 G1-6-3 ③		0-0 F3 ②		4 0 1 0 0 0 1
Joe Pignatano, R (1, 2) OBP: 0.571, SLG: 0.250		4-0 1-2 BB ②		4-0 G6-3 BB ②		0-0 1B ③		0-0 5-3 ③		2 0 1 0 2 0 0
Chuck Hiller, L (1, 4) OBP: 0.336, SLG: 0.317 Bob Nieman, R (9, PH) OBP: 0.182, SLG: 0.300		0-0 L3-6 ② ③		0-0 G6-3 ② ③		0-0 F9 ③		0-0 F8 ①		3 0 0 0 0 0 4 1 0 0 0 0 0 0
Billy O'Dell, S (1, 1) OBP: 0.182, SLG: 0.129 Manny Mota, R (7, PH) OBP: 0.264, SLG: 0.203 Stu Miller, R (8, 1) OBP: 0.200, SLG: 0.200 Ernie Bowman, R (9, PH) OBP: 0.167, SLG: 0.167			0-0 1-3 ①		0-0 6-3 ①		4-0 2B BB ②		0-0 F7 ②	2 0 0 0 0 0 0 0 0 0 0 1 0 0 0 0 0 0 0 0 0 1 0 0 0 0 0 0

Inning Stats	R: 0	H: 0	E: 1	K: 1	S: 6	LOB: 1	BB: 0	P: 6	R: 0	H: 1	E: 0	K: 0	S: 3	LOB: 1	BB: 1	P: 7	R: 2	H: 3	E: 0	K: 0	S: 5	LOB: 2	BB: 1	P: 9	R: 0	H: 0	E: 0	K: 0	S: 2	LOB: 0	BB: 1	P: 6	R: 0	H: 1	E: 0	K: 0	S: 4	LOB: 2	BB: 1	P: 8	R: 0	H: 1	E: 0	K: 0	S: 3	LOB: 1	BB: 1	P: 7	R: 0	H: 1	E: 0	K: 1	S: 6	LOB: 2	BB: 1	P: 10	R: 0	H: 0	E: 0	K: 0	S: 3	LOB: 0	BB: 0	P: 3	R: 0	H: 0	E: 0	K: 0	S: 3	LOB: 0	BB: 0	P: 3	R: 0	H: 0	E: 0	K: 0	S: 3	LOB: 0	BB: 0	P: 3
1B: 5	2B: 3	3B: 0	HR: 0	SF: 0	SAC: 0	DP: 3	HBP: 0	WP: 0	HR: 0	S: 35	P: 59	ERA: 2.00	WHIP: 1.444	1B: 5	2B: 3	3B: 0	HR: 0	SF: 0	SAC: 0	DP: 3	HBP: 0	WP: 0	HR: 0	S: 3	P: 37	ERA: 5.9	WHIP: 1.444	WP: 0	PA: 37																																																			


BOTTOM

St. Louis Cardinals @ San Francisco Giants
Candlestick Park, San Francisco, CA

Fri Jun 15 1962, 10:05 PM EDT
Att. 23,427 - Unknown

livebaseballscorecards.com

AB	31
R	2
H	7
RBI	2
BB	6
SO	2
LOB	13



Batter	1	2	3	4	5	6	7	8	9	AB R H RBI BB SO LOB	TOP																						
Curt Flood, R (1, 8) OBP: 0.358, SLG: 0.434	0-0 5-3		0-0 6-3			0-0 3-1		0-0 1-3		4 0 0 0 0 0 1																							
Julian Javier, R (1, 4) OBP: 0.292, SLG: 0.315	0-0 6-3		0-0 4-3			0-0 F9		0-0 6-3		4 0 0 0 0 0 0																							
Fred Whitfield, L (1, 3) OBP: 0.389, SLG: 0.588 Julio Gotay, R (9, PR) OBP: 0.364, SLG: 0.369	0-0 F8				0-0 F7		0-0 F5	4-0 BB		3 0 0 0 1 0 0 0 0 0 0 0 0 0																							
Stan Musial, L (1, 7) OBP: 0.402, SLG: 0.494		0-0 F3		0-0 5-3		0-0 F6		0-0 F9		4 0 0 0 0 0 1																							
Ken Boyer, R (1, 5) OBP: 0.373, SLG: 0.470		0-3 K		0-3 K		0-0 6-3		0-0 F5		4 0 0 0 0 2 1																							
Carl Sawatski, L (1, 2) OBP: 0.432, SLG: 0.550		0-0 PB 1B			4-0 BB		0-0 F3			2 0 1 0 1 0 0																							
Charlie James, R (1, 9) OBP: 0.370, SLG: 0.419		4-0 BB 1-2 BB			0-0 F8		0-0 6-3 2B			2 0 1 0 1 0 1																							
Dal Maxvill, R (1, 6) OBP: 0.333, SLG: 0.318		0-3 K			0-0 F9		0-0 6-3 2-3			3 0 0 0 0 1 4																							
Larry Jackson, R (1, 1) OBP: 0.308, SLG: 0.294 Red Schoendienst, S (8, PH) OBP: 0.403, SLG: 0.453 Ray Washburn, R (8, 1) OBP: 0.333, SLG: 0.318			0-0 F3		0-3 K		0-0 F6			2 0 0 0 0 1 1 1 0 0 0 0 0 1 0 0 0 0 0 0 0																							
Inning Stats	R: 0 E: 0 K: 0 S: 3	H: 0 LOB: 0 BB: 0 P: 3	R: 0 E: 0 K: 2 S: 8	H: 1 LOB: 2 BB: 1 P: 12	R: 0 E: 0 K: 0 S: 3	H: 0 LOB: 0 BB: 0 P: 3	R: 0 E: 0 K: 1 S: 5	H: 0 LOB: 0 BB: 0 P: 5	R: 0 E: 0 K: 1 S: 5	H: 0 LOB: 1 BB: 1 P: 9	R: 0 E: 0 K: 0 S: 3	H: 0 LOB: 0 BB: 0 P: 3	R: 0 E: 0 K: 0 S: 3	H: 0 LOB: 0 BB: 0 P: 3	R: 0 E: 0 K: 0 S: 4	H: 1 LOB: 1 BB: 0 P: 4	R: 0 E: 0 K: 0 S: 3	H: 0 LOB: 1 BB: 1 P: 7	1B: 1 2B: 1 3B: 0 HR: 0	SF: 0 SAC: 0 DP: 0 HBP: 0	WP: 0 PB: 1 SB: 0 CS: 0	PA: 32											
PITCHER Juan Marichal, R (1, 1) ERA: 2.52	IP 9.0	WLS W	BF 32	H 2	R 0	ER 0	SO 4	BB 3	IBB 0	HBP 0	BLK 0	WP 0	HR 0	S 37	P 49	ERA 0.00	WHIP 0.556																
											PITCHER	IP	WLS	BF	H	R	ER	SO	BB	IBB	HBP	BLK	WP	HR	S	P	ERA	WHIP					

St. Louis Cardinals @ San Francisco Giants
 Candlestick Park, San Francisco, CA
 Sat Jun 16 1962, 6:33 AM EDT
 Att. 24,844 - Unknown

livebaseballscorecards.com

AB 29
 R 0
 H 2
 RBI 0
 BB 3
 SO 4
 LOB 10



Batter	1	2	3	4	5	6	7	8	9	AB	R	H	RBI	BB	SO	LOB
Chuck Hiller, L (1, 4) <small>OBP: 0.334, SLG: 0.316</small>	0-3 		0-0 4-3		0-0 2B 1B		0-0 F7			4	1	1	0	0	1	0
Willie Mays, R (1, 8) <small>OBP: 0.413, SLG: 0.655</small>	4-0 		0-0 2B		0-0 2B		0-0 5-3			3	1	2	2	1	0	0
Matty Alou, L (1, 7) <small>OBP: 0.286, SLG: 0.310</small>	0-0 F3		0-0 4-3		0-0 F8			0-0 G3		4	0	0	0	0	0	3
Felipe Alou, R (1, 9) <small>OBP: 0.381, SLG: 0.551</small>	0-0 			0-0 6-3		0-0 1B		0-0 6-3		4	2	2	2	0	0	0
Willie McCovey, L (1, 3) <small>OBP: 0.412, SLG: 0.667</small>	0-0 G3			0-0 F8		0-0 1B		4-0 		3	0	1	1	1	0	0
Jim Davenport, R (1, 5) <small>OBP: 0.368, SLG: 0.486</small>		0-0 F4		0-3 K		0-0 6-3		0-3 		4	0	0	0	0	2	2
Tom Haller, L (1, 2) <small>OBP: 0.363, SLG: 0.434</small>		0-0 6-3			0-0 F5		0-3 			3	0	0	0	0	1	1
Jose Pagan, R (1, 6) <small>OBP: 0.310, SLG: 0.355</small>		0-0 6-3			0-0 5-3		0-0 F9			3	0	0	0	0	0	1
Juan Marichal, R (1, 1) <small>OBP: 0.310, SLG: 0.282</small>			0-0 4-3		0-1 CI 1B 2B		0-0 F9			2	1	0	0	0	0	0

Inning Stats	R: 2	H: 1	E: 0	K: 1	S: 6	LOB: 0	BB: 1	P: 10	R: 0	H: 0	E: 0	K: 0	S: 3	LOB: 0	BB: 0	P: 3	R: 0	H: 1	E: 0	K: 0	S: 4	LOB: 1	BB: 0	P: 4	R: 0	H: 0	E: 0	K: 1	S: 5	LOB: 0	BB: 0	P: 5	R: 2	H: 2	E: 1	K: 0	S: 6	LOB: 1	BB: 0	P: 6	R: 1	H: 2	E: 0	K: 1	S: 7	LOB: 1	BB: 0	P: 7	R: 0	H: 0	E: 0	K: 0	S: 3	LOB: 0	BB: 0	P: 3	R: 0	H: 0	E: 0	K: 1	S: 5	LOB: 1	BB: 1	P: 9
--------------	------	------	------	------	------	--------	-------	-------	------	------	------	------	------	--------	-------	------	------	------	------	------	------	--------	-------	------	------	------	------	------	------	--------	-------	------	------	------	------	------	------	--------	-------	------	------	------	------	------	------	--------	-------	------	------	------	------	------	------	--------	-------	------	------	------	------	------	------	--------	-------	------

PITCHER	IP	WLS	BF	H	R	ER	SO	BB	IBB	HBP	BLK	WP	HR	S	P	ERA	WHIP
Larry Jackson, R (1, 1) <small>ERA: 4.44</small>	7.0	L	29	6	5	4	3	1	0	0	0	0	1	34	38	5.14	1.000
Ray Washburn, R (8, 1) <small>ERA: 3.57</small>	1.0		4	0	0	0	1	1	0	0	0	0	0	5	9	0.00	1.000

BOTTOM

St. Louis Cardinals @ San Francisco Giants
Candlestick Park, San Francisco, CA

Sat Jun 16 1962, 6:33 AM EDT
 Att. 24,844 - Unknown

AB	30
R	5
H	6
RBI	5
BB	2
SO	4
LOB	7

livebaseballscorecards.com

WP	HR	S	P	ERA	WHIP
0	1	3	3	5.14	1.000
0	0	1	1	0.00	1.000

Batter	1	2	3	4	5	6	7	8	9	AB R H RBI BB SO LOB	TOP																													
Curt Flood, R OBP: 0.360, SLG: 0.437 (1, 8) X	0-0 2B		0-3 K		0-0 G1			4-0 HR BB		3 1 1 0 1 1 1																														
Red Schoendienst, S OBP: 0.394, SLG: 0.485 (1, 4) S S S	0-3 K			0-0 F9	0-0 F5			0-0 HR		4 1 1 2 0 1 2																														
Bill White, L OBP: 0.356, SLG: 0.489 (1, 3) S S S	0-3 K			0-0 1B 2B			0-0 F8	0-0 BB 1B		4 1 2 0 0 1 1																														
Stan Musial, L OBP: 0.399, SLG: 0.484 (1, 7) X	0-0 F8			4-0 1B BB			0-0 6-3	0-3 K		3 0 0 0 1 1 2																														
Ken Boyer, R OBP: 0.379, SLG: 0.470 (1, 5) B B B B		4-0 BB G6-4-3		0-0 1B FC4-6			0-0 4-3	4-0 BB 1-2		2 0 1 1 2 0 0																														
Carl Sawatski, L OBP: 0.422, SLG: 0.536 (1, 2) X	0-0 F8			0-0 F8			0-0 E1 F6	0-0 F2		3 0 0 0 0 0 3																														
Julian Javier, R OBP: 0.292, SLG: 0.315 (7, PR)										0 0 0 0 0 0 0																														
Gene Oliver, R OBP: 0.358, SLG: 0.392 (7, 2)										1 0 0 0 0 0 2																														
Charlie James, R OBP: 0.354, SLG: 0.400 (1, 9) X	0-0 G6-4-3			0-0 FC4-6			0-0 F4		0-0 F6	4 0 0 0 0 0 4																														
Julio Gotay, R OBP: 0.362, SLG: 0.363 (1, 6) X			0-0 4-3		4-0 G1 SH1-3 BB		0-0 F6		0-0 6-3	3 0 0 0 1 0 1																														
Ernie Broglio, R OBP: 0.150, SLG: 0.105 (1, 1) S S S			0-3 K					0-0 F4		0 0 0 0 0 0 0																														
Lindy McDaniel, R OBP: 0.378, SLG: 0.571 (2, 1) S S S					0-0 SH1-3				0-0 F7	1 0 0 0 0 0 1																														
Fred Whitfield, L OBP: 0.333, SLG: 0.333 (8, PH)										1 0 0 0 0 0 0																														
Ed Bauta, R OBP: 0.347, SLG: 0.259 (8, 1) S S S										0 0 0 0 0 0 0																														
Doug Clemens, L OBP: 0.347, SLG: 0.259 (9, PH)										1 0 0 0 0 0 0																														
Ray Washburn, R OBP: 0.333, SLG: 0.318 (9, 1) S S S										0 0 0 0 0 0 0																														
Inning Stats	R: 0 E: 0 K: 2 S: 8	H: 1 LOB: 1 BB: 0 P: 8	R: 0 E: 0 K: 0 S: 2	H: 0 LOB: 0 BB: 1 P: 6	R: 0 E: 0 K: 2 S: 7	H: 0 LOB: 0 BB: 0 P: 7	R: 1 E: 0 K: 0 S: 5	H: 2 LOB: 2 BB: 1 P: 9	R: 0 E: 0 K: 0 S: 3	H: 0 LOB: 1 BB: 1 P: 7	R: 0 E: 0 K: 0 S: 3	H: 0 LOB: 0 BB: 0 P: 3	R: 0 E: 1 K: 0 S: 3	H: 0 LOB: 1 BB: 0 P: 3	R: 2 E: 0 K: 1 S: 7	H: 2 LOB: 2 BB: 2 P: 15	R: 0 E: 0 K: 0 S: 3	H: 0 LOB: 0 BB: 0 P: 3	1B: 2 2B: 2 3B: 0 HR: 1	SF: 0 SAC: 1 DP: 1 HBP: 0	WP: 0 PB: 0 SB: 0 CS: 0	PA: 36																		
PITCHER Jack Sanford, R ERA: 3.53 (1, 1)	IP 9.0	WLS W	BF 36	H 5	R 3	ER 3	SO 5	BB 5	IBB 0	HBP 0	BLK 0	WP 0	HR 1	S 41	P 61	ERA 3.00	WHIP 1.111						PITCHER	IP	WLS	BF	H	R	ER	SO	BB	IBB	HBP	BLK	WP	HR	S	P	ERA	WHIP

St. Louis Cardinals @ San Francisco Giants
 Candlestick Park, San Francisco, CA
 Sun Jun 17 1962, 6:33 AM EDT
 Att. 40,533 - Unknown

livebaseballscorecards.com

AB	30
R	3
H	5
RBI	3
BB	5
SO	5
LOB	16



Batter	1	2	3	4	5	6	7	8	9	AB	R	H	RBI	BB	SO	LOB
Chuck Hiller, L OBP: 0.333, SLG: 0.312 (1, 4)	0-0 G3 BB	4-0 2B BB			0-0 F7		0-0 3-1			3	1	0	0	1	0	0
Willie Mays, R OBP: 0.414, SLG: 0.656 (1, 8)	0-3 K	0-0 2B 1-H 2-H			0-0 FC6-4 1B			0-3 K		4	0	2	2	0	2	0
Matty Alou, L OBP: 0.299, SLG: 0.300 (1, 7)	4-0 1B BB	0-0 G3			0-0 F6			4-0 BB		2	1	0	0	2	0	2
Felipe Alou, R OBP: 0.379, SLG: 0.543 (1, 9)	4-0 1B 1-2 BB				0-0 FC6-4 1-2f			0-0 F5		3	0	0	0	1	0	2
Willie McCovey, L OBP: 0.404, SLG: 0.645 (1, 3)	0-0 1B 1-3 2-H				0-0 6-3			0-0 F8		4	0	1	1	0	1	1
Jim Davenport, R OBP: 0.366, SLG: 0.480 (1, 5) Ernie Bowman, R OBP: 0.167, SLG: 0.167 (9, PR)	0-0 F6				0-0 F9			0-3 K		3	0	0	0	1	1	2
Jose Pagan, R OBP: 0.313, SLG: 0.357 (1, 6)		0-0 F7			0-0 F9			0-0 CS 1B		0	1	0	0	0	0	0
Tom Haller, L OBP: 0.368, SLG: 0.471 (1, 2)		0-0 BB 2B 1B			0-3 K			0-0 CS 1-2		0-3 K						
Jack Sanford, R OBP: 0.211, SLG: 0.222 (1, 1)		0-3 K			0-0 1-3			0-0 F8		4	2	2	3	0	2	0

Inning Stats	R: 1	H: 1	E: 0	K: 1	S: 6	LOB: 2	BB: 2	P: 14	R: 2	H: 2	E: 0	K: 1	S: 7	LOB: 1	BB: 1	P: 11	R: 0	H: 0	E: 0	K: 0	S: 3	LOB: 0	BB: 0	P: 3	R: 0	H: 0	E: 0	K: 1	S: 5	LOB: 0	BB: 0	P: 5	R: 0	H: 1	E: 0	K: 1	S: 5	LOB: 1	BB: 0	P: 4	R: 0	H: 0	E: 0	K: 1	S: 5	LOB: 0	BB: 0	P: 5	R: 0	H: 0	E: 0	K: 2	S: 7	LOB: 1	BB: 1	P: 11	R: 3	H: 2	E: 0	K: 0	S: 2	LOB: 1	BB: 1	P: 6	1B: 5	2B: 1	3B: 0	HR: 1	SF: 0	SAC: 0	DP: 0	HBP: 0	WP: 0	PB: 0	SB: 0	CS: 1	PA: 36
--------------	------	------	------	------	------	--------	-------	-------	------	------	------	------	------	--------	-------	-------	------	------	------	------	------	--------	-------	------	------	------	------	------	------	--------	-------	------	------	------	------	------	------	--------	-------	------	------	------	------	------	------	--------	-------	------	------	------	------	------	------	--------	-------	-------	------	------	------	------	------	--------	-------	------	-------	-------	-------	-------	-------	--------	-------	--------	-------	-------	-------	-------	--------

PITCHER	IP	WLS	BF	H	R	ER	SO	BB	IBB	HBP	BLK	WP	HR	S	P	ERA	WHIP
Ernie Broglio, R ERA: 3.19 (1, 1)	1.2		11	3	3	3	2	3	0	0	0	0	0	12	24	16.20	3.600
Lindy McDaniel, R ERA: 2.83 (2, 1)	5.1		17	2	0	0	3	0	0	0	0	0	0	23	23	0.00	0.375
Ed Bauta, R ERA: 3.04 (8, 1)	1.0		4	0	0	0	2	1	0	0	0	0	0	7	11	0.00	1.000
Ray Washburn, R ERA: 4.0 (9, 1)	0.0	L	3	2	3	3	0	1	0	0	0	0	1	2	6	∞	∞


BOTTOM

St. Louis Cardinals @ San Francisco Giants
 Candlestick Park, San Francisco, CA

Sun Jun 17 1962, 6:33 AM EDT
 Att. 40,533 - Unknown

livebaseballscorecards.com

AB	30
R	6
H	7
RBI	6
BB	5
SO	7
LOB	8



Batter	1	2	3	4	5	6	7	8	9	AB R H RBI BB SO LOB	TOP											
Bob Lillis, R (1, 6) OBP: 0.284, SLG: 0.270	0-0 F2	0-0 BB 1B		0-0 FC4-6 S		0-0 2B SF9 1B		0-0 F7		5 1 2 3 0 0 1												
Joey Amalfitano, R (1, 4) OBP: 0.303, SLG: 0.282	0-0 1-3	4-0 FC5-4 BB		0-0 F8		0-0 SF9 1-3 2B		4-0 BB		3 0 1 0 2 0 1												
Roman Mejias, R (1, 9) OBP: 0.331, SLG: 0.535	0-0 1B	0-0 FC5-4		0-0 6-3		0-0 SF9		0-3 K		4 0 1 1 0 1 4												
Norm Larker, L (1, 3) OBP: 0.356, SLG: 0.388	0-0 6-3		0-3 K		0-0 F6		0-0 G3		0-0 SH1-4 1B	5 0 1 0 0 1 2												
Carl Warwick, R (1, 8) OBP: 0.320, SLG: 0.417		0-0 F8	0-0 2B 1B		0-0 FC6-4 1B		0-3 K		0-0 SH1-4 1-2	4 0 2 0 0 1 0												
Jim Pendleton, R (1, 7) OBP: 0.306, SLG: 0.432		0-0 1B 2B	0-0 1-3 2B		0-0 FC6-4 1-2f		0-3 K		0-3 K	5 1 2 0 0 2 2												
Hal Smith, R (1, 2) OBP: 0.298, SLG: 0.408		0-0 2B 1B 1B	0-0 P4		0-0 6-3		0-0 HR		0-3 K	5 2 2 2 0 1 4												
Bob Aspromonte, R (1, 5) OBP: 0.355, SLG: 0.402		0-0 1B 2B	0-3 K			0-0 SH3 1B 1B		0-3 K		4 2 2 0 0 2 2												
Hal Woodeshick, R (1, 1) Dave Giusti, R (5, 1) Turk Farrell, R (9, 1) OBP: 0.318, SLG: 0.300 OBP: 0.192, SLG: 0.308		0-3 K		4-0 FC4-6 BB		0-0 SH3		0-0 F9		1 0 0 0 1 1 2 1 0 0 0 0 0 0 0 0 0 0 0 0 0												
Inning Stats	R: 0 E: 0 K: 0 S: 4	H: 1 LOB: 1 BB: 0 P: 4	R: 3 E: 0 K: 1 S: 9	H: 4 LOB: 2 BB: 1 P: 13	R: 0 E: 0 K: 2 S: 9	H: 2 LOB: 2 BB: 0 P: 9	R: 0 E: 0 K: 0 S: 3	H: 0 LOB: 1 BB: 1 P: 7	R: 0 E: 0 K: 0 S: 4	H: 1 LOB: 1 BB: 0 P: 4	R: 2 E: 0 K: 0 S: 6	H: 3 LOB: 1 BB: 0 P: 6	R: 1 E: 0 K: 3 S: 10	H: 1 LOB: 0 BB: 0 P: 10	R: 0 E: 0 K: 1 S: 5	H: 0 LOB: 1 BB: 1 P: 9	R: 0 E: 0 K: 2 S: 8	H: 1 LOB: 1 BB: 0 P: 8	1B: 8 2B: 4 3B: 0 HR: 1	SF: 1 SAC: 2 DP: 0 HBP: 0	WP: 0 PB: 0 SB: 1 CS: 0	PA: 43
PITCHER	IP WLS BF H R ER SO BB IBB HBP BLK WP HR S P ERA WHIP																					
Billy O'Dell, L (1, 1) ERA: 3.62	2.1 L 15 7 3 3 2 1 0 0 0 0 0 0 18 22 11.57 3.429																					
Don Larsen, R (3, 1) ERA: 5.08	3.2 16 4 2 2 1 1 0 0 0 0 0 0 17 21 4.91 1.364																					
Bobby Bolin, R (7, 1) ERA: 2.91	3.0 12 2 1 1 6 1 0 0 0 0 0 1 23 27 3.00 1.000																					

Houston Colt 45's @ San Francisco Giants
 Candlestick Park, San Francisco, CA
 Tue Jun 19 1962, 10:05 PM EDT
 Att. 18,749 - Unknown - 75 F

AB	37
R	6
H	13
RBI	6
BB	3
SO	9
LOB	18



BOTTOM

Houston Colt 45's @ San Francisco Giants
Candlestick Park, San Francisco, CA
Tue Jun 19 1962, 10:05 PM EDT
Att: 18,749 - Unknown - 75 F

livebaseballscorecards.com

AB 34
R 4
H 9
RBI 4
BB 7
SO 7
LOB 22



WP: 2 PA: 42
PB: 0
SB: 1
CS: 0

AB R H RBI BB SO LOB

1 0 0 0 0 0 1
1 0 0 0 0 1 2
1 0 0 0 0 1 0
1 0 1 0 0 0 0
0 0 0 0 0 0 0

5 0 2 3 0 0 1

2 0 1 0 3 0 0

5 0 0 0 0 2 8

5 0 0 0 0 1 4

3 1 1 0 1 1 1

4 0 2 1 0 0 1

1 0 0 0 0 0 1 1
1 1 1 0 0 0 0 0
1 0 0 0 0 0 0 1
0 0 0 0 0 0 0 0
0 0 0 0 0 1 0 0
0 1 0 0 0 0 0 0

1B: 7 SF: 0
2B: 2 SAC: 1
3B: 0 DP: 1
HR: 0 HBP: 0

Batter	1	2	3	4	5	6	7	8	9
Harvey Kuenn, R (1, 7) OBP: 0.377, SLG: 0.398	4-0 G3 SH5-3 BB		4-0 G6-4-3 BB		0-0 WP 1B	0-0 F2			0-0 F8
Chuck Hiller, L (1, 4) OBP: 0.332, SLG: 0.311	0-0 SH5-3		0-0 G6-4-3		0-3 K				0-0 1B
Bob Nieman, R (5, PH) OBP: 0.167, SLG: 0.273									
Ernie Bowman, R (6, 4) OBP: 0.143, SLG: 0.143	1-2		1-2f						1-2
Willie McCovey, L (9, PH) OBP: 0.411, SLG: 0.649									
Manny Mota, R (9, PR) OBP: 0.264, SLG: 0.203									
Willie Mays, R (1, 8) OBP: 0.414, SLG: 0.651	0-0 G3		0-0 F9		0-0 WP 1B				0-0 S 1B
Orlando Cepeda, R (1, 3) OBP: 0.358, SLG: 0.556	4-0 FC6-4 BB			4-0 BB	0-0 WP 1B				4-0 F8
Felipe Alou, R (1, 9) OBP: 0.372, SLG: 0.532	0-0 FC6-4			0-0 F8	0-3 K				0-3 K
Jim Davenport, R (1, 5) OBP: 0.359, SLG: 0.469		0-0 6-3		0-0 F9					0-3 K
Tom Haller, L (1, 2) OBP: 0.373, SLG: 0.478		0-0 F8		0-3 K		4-0 2B BB			0-0 2B
Jose Pagan, R (1, 6) OBP: 0.315, SLG: 0.363		0-0 1B			0-0 5-3	0-0 4-1 2B			0-0 5-3
Billy O'Dell, S (1, 1) OBP: 0.178, SLG: 0.125		0-3 K			0-0 WP 1B	0-0 4-1			4-0 1B BB
Don Larsen, R (3, 1) OBP: 0.313, SLG: 0.438									
Matty Alou, L (6, PH) OBP: 0.284, SLG: 0.295									
Bobby Bolin, R (7, 1) OBP: 0.393, SLG: 0.496									
Ed Bailey, L (9, PH) OBP: 0.200, SLG: 0.200									

Inning Stats	R: 0	H: 0	E: 0	K: 0	S: 3	R: 0	H: 1	E: 0	K: 1	S: 6	R: 0	H: 0	E: 0	K: 0	S: 2	R: 0	H: 0	E: 0	K: 1	S: 5	R: 2	H: 4	E: 0	K: 2	S: 11	R: 1	H: 1	E: 0	K: 0	S: 4	R: 0	H: 0	E: 0	K: 1	S: 5	R: 0	H: 1	E: 0	K: 0	S: 4	R: 1	H: 2	E: 0	K: 2	S: 9				
	LOB: 2	BB: 2				LOB: 1	BB: 0				LOB: 1	BB: 1				LOB: 2	BB: 0				LOB: 1	BB: 1	LOB: 0	BB: 0		LOB: 1	BB: 0		LOB: 3	BB: 2																			

PITCHER	IP	WLS	BF	H	R	ER	SO	BB	IBB	HBP	BLK	WP	HR	S	P	ERA	WHIP
Hal Woodeshick, L (1, 1) ERA: 4.07	4.2		22	5	2	2	3	4	0	0	0	1	0	24	40	3.86	1.929
Dave Giusti, R (5, 1) ERA: 6.14	3.2	W	17	4	2	2	2	2	0	0	0	1	0	19	27	4.91	1.636
Turk Farrell, R (9, 1) ERA: 2.47	0.2	S	3	0	0	0	2	1	0	0	0	0	0	6	10	0.00	1.500

Batter	1	2	3	4	5	6	7	8	9	AB R H RBI BB SO LOB	TOP																
Al Spangler, L (1, 7) OBP: 0.374, SLG: 0.351	0-0 5-3		0-3 K		0-0 FC6-4 BB 1B		4-0 SH5-4 1B 2B BB	0-0 F4		4 1 1 0 1 1 1	Houston Colt 45's @ San Francisco Giants Candlestick Park, San Francisco, CA Wed Jun 20 1962, 6:33 AM EDT Att. 10,430 - Unknown - 80 F																
Joey Amalfitano, R (1, 4) OBP: 0.313, SLG: 0.296	0-0 6-3		4-0 BB HR BB		4-0 FC6-4 1-2 BB		0-0 SH5-4 1-2 2B 1B	0-0 PB 3B		3 3 2 0 2 0 0																	
Roman Mejias, R (1, 9) OBP: 0.333, SLG: 0.545	0-0 HR		4-0 HR BB 1-2 2-3		0-0 FC6-4 BB 1-2f 2-3		0-0 SH5-4 1-2 2-3	0-0 E5 E 3-H		3 2 1 1 1 0 2																	
Norm Larker, L (1, 3) OBP: 0.361, SLG: 0.401	0-0 F9		0-0 HR 1-H 2-H 3-H		4-0 FC6-4 BB 1-2		4-0 2B BB IBB	0-0 E4 1-2		3 2 1 4 2 0 1																	
Carl Warwick, R (1, 8) OBP: 0.315, SLG: 0.411		0-0 F7	0-0 5-3		0-0 FC6-4 1-2f		0-0 BB 1-3 2-H 3-H	0-3 K		3 0 0 0 0 0 3																	
Pidge Browne, L (7, PH) OBP: 0.360, SLG: 0.439										1 0 1 2 0 0 0																	
Jim Busby, R (7, PR) OBP: 0.364, SLG: 0.222										1 0 0 0 0 0 12																	
Merritt Ranew, L (1, 2) OBP: 0.300, SLG: 0.417		0-0 F5		0-0 4-3		4-0 BB IBB			0-0 F7	3 0 0 0 2 0 0																	
Bob Aspromonte, R (1, 5) OBP: 0.352, SLG: 0.394		0-0 6-3		0-0 6-3		0-0 F9 BB	4-0 G6-3 BB 1-2 2-3 3-H		0-0 F4	4 0 0 1 1 0 1																	
Bob Lillis, R (1, 6) OBP: 0.286, SLG: 0.274			0-0 BB SH1-3 HR 1B	0-0 F7		0-0 F8 1-2f	0-0 G6-3 1-2f		0-0 1B	5 1 2 0 0 0 4																	
Bob Bruce, R (1, 1) OBP: 0.469, SLG: 0.227			0-0 SH1-3		0-3 K	0-0 6-3		0-3 K	0-0 F9	0 0 0 0 0 0 0																	
Dean Stone, L (1, 1) OBP: 0.313, SLG: 0.267										2 0 0 0 0 1 1																	
Don McMahon, R (7, 1)										2 0 0 0 0 1 1																	
Inning Stats	R: 1 E: 0 K: 0 S: 4	H: 1 LOB: 0 BB: 0 P: 4	R: 0 E: 0 K: 0 S: 3	H: 0 LOB: 0 BB: 0 P: 3	R: 4 E: 0 K: 1 S: 7	H: 2 LOB: 0 BB: 2 P: 15	R: 0 E: 0 K: 0 S: 3	H: 0 LOB: 0 BB: 0 P: 3	R: 0 E: 0 K: 1 S: 6	H: 1 LOB: 3 BB: 2 P: 14	R: 0 E: 0 K: 0 S: 3	H: 0 LOB: 1 BB: 1 P: 7	R: 3 E: 0 K: 0 S: 4	H: 2 LOB: 2 BB: 4 P: 20	R: 1 E: 2 K: 2 S: 10	H: 1 LOB: 2 BB: 0 P: 10	R: 0 E: 0 K: 0 S: 4	H: 1 LOB: 1 BB: 0 P: 4	1B: 4 2B: 1 3B: 1 HR: 2	SF: 0 SAC: 2 DP: 1 HBP: 0	WP: 0 PB: 1 SB: 0 CS: 0	PA: 45					
PITCHER	IP WLS BF H R ER SO BB IBB HBP BLK WP HR S P ERA WHIP																										
Juan Marichal, R (1, 1) ERA: 2.75	6.0		27	4	5	5	2	5	0	0	0	0	2	26	46	7.50	1.500										
Stu Miller, R (7, 1) ERA: 3.49	2.0	L	14	3	4	3	2	2	2	0	0	0	0	14	30	13.50	2.500										
Jim Duffalo, R (9, 1) ERA: 4.38	1.0		4	1	0	0	0	0	0	0	0	0	0	4	4	0.00	1.000										

AB	34
R	9
H	8
RBI	8
BB	9
SO	4
LOB	16



WP: 0	PA: 45
PB: 1	
SB: 0	
CS: 0	

ERA	WHIP

Batter	1	2	3	4	5	6	7	8	9	AB	R	H	RBI	BB	SO	LOB
Harvey Kuenn, R OBP: 0.387, SLG: 0.402 (1, 5) BB (4, 7)	4-0 BB 1B	4-0 BB		x 0-0 FC4-6 1B		x 0-0 E S 1B		x 0-0 5-3	3 1 2 1 2 0 0							
Chuck Hiller, L OBP: 0.330, SLG: 0.306 (1, 4) BB BB	4-0 1B 1-2 3-1 BB	x 0-0 4-3		x 0-0 FC4-6 1-2f		SS 0-3 K 1-3		x 0-0 F5	4 1 0 0 1 1 3							
Willie Mays, R OBP: 0.417, SLG: 0.650 (1, 8) x	0-0 1-3 2-H 1B		x 0-0 F3		x 0-0 S SH3-4 1B		x 0-0 F5	5 0 3 1 0 0 0								
Willie McCovey, L OBP: 0.407, SLG: 0.641 Manny Mota, R OBP: 0.270, SLG: 0.212 (3, PH) (4, 5) Matty Alou, L OBP: 0.304, SLG: 0.306 (9, PH)	0-0 3-1	SS 0-3 K	x 0-0 SH3-4		x 0-0 SH3-4		x 0-0 1B	1 0 0 1 0 0 0 2 0 1 0 0 1 0 1 0 1 0 0 0 0								
Orlando Cepeda, R OBP: 0.355, SLG: 0.548 (1, 3) H	1-0 1B HBP		x 0-0 6-3		SS 0-3 K		SS 0-3 K	4 0 0 0 0 2 4								
Felipe Alou, R OBP: 0.370, SLG: 0.527 (1, 9) x	0-0 1-3 FC6-4 1B		x 0-0 4-3		x 0-0 5-3		x 0-0 F4	4 0 1 0 0 0 2								
Jose Pagan, R OBP: 0.318, SLG: 0.360 (1, 6) x	0-0 1-2f FC6-4		SS 4-0 HR BB		SS 4-0 SH1-4 BB		x 0-0 F3	2 2 0 0 2 0 2								
Tom Haller, L OBP: 0.372, SLG: 0.505 (1, 2) SS		SS 0-3 K	x 0-0 HR		x 0-0 SH1-4		x 0-0 F9	3 1 1 2 0 1 0								
Juan Marichal, R OBP: 0.295, SLG: 0.268 Bob Nieman, R OBP: 0.154, SLG: 0.250 (6, PH) Stu Miller, R OBP: 0.200, SLG: 0.200 Ernie Bowman, R OBP: 0.125, SLG: 0.125 Jim Duffalo, R (9, 1)	0-0 1-3	SS 0-3 K	SS 0-3 K		x 0-0 1-3		x 0-0 6-3	2 0 0 0 0 1 0 1 0 0 0 0 0 1 0 0 0 0 0 0 0 1 0 0 0 0 0 0 0 0 0 0 0 0 0								

Inning Stats	R: 2	H: 2	E: 0	K: 0	S: 4	LOB: 2	BB: 2	P: 13	R: 0	H: 0	E: 0	K: 1	S: 5	LOB: 1	BB: 1	P: 9	R: 0	H: 0	E: 0	K: 1	S: 5	LOB: 0	BB: 0	P: 5	R: 0	H: 1	E: 0	K: 1	S: 6	LOB: 1	BB: 0	P: 6	R: 1	H: 1	E: 0	K: 1	S: 6	LOB: 1	BB: 1	P: 10	R: 0	H: 1	E: 0	K: 1	S: 6	LOB: 1	BB: 0	P: 6	R: 0	H: 0	E: 0	K: 0	S: 3	LOB: 0	BB: 0	P: 3	R: 0	H: 2	E: 0	K: 0	S: 5	LOB: 2	BB: 0	P: 5	1B: 8	2B: 0	3B: 0	HR: 1	SF: 0	SAC: 2	DP: 0	HBP: 1	WP: 0	PA: 41
--------------	------	------	------	------	------	--------	-------	-------	------	------	------	------	------	--------	-------	------	------	------	------	------	------	--------	-------	------	------	------	------	------	------	--------	-------	------	------	------	------	------	------	--------	-------	-------	------	------	------	------	------	--------	-------	------	------	------	------	------	------	--------	-------	------	------	------	------	------	------	--------	-------	------	-------	-------	-------	-------	-------	--------	-------	--------	-------	--------

PITCHER	IP	WLS	BF	H	R	ER	SO	BB	IBB	HBP	BLK	WP	HR	S	P	ERA	WHIP
Bob Bruce, R ERA: 3.29 (1, 1)	0.2		6	2	2	2	0	2	0	0	0	0	0	3	12	27.00	6.000
Dean Stone, L ERA: 3.99 (1, 1)	5.1	W	23	4	3	3	5	3	0	0	0	0	1	30	42	5.06	1.312
Don McMahon, R ERA: 1.37 (7, 1)	3.0	S	12	3	0	0	1	0	0	0	0	0	0	14	14	0.00	1.000

BOTTOM

Houston Colt 45's @ San Francisco Giants
Candlestick Park, San Francisco, CA

Wed Jun 20 1962, 6:33 AM EDT
Att: 10,430 - Unknown - 80 F

AB	33
R	5
H	9
RBI	5
BB	5
SO	6
LOB	12



WP	HR	S	P	ERA	WHIP
0	0	0	0	0	0

livebaseballscores.com

Batter	1	2	3	4	5	6	7	8	9	AB R H RBI BB SO LOB	TOP																
Roy McMillan, R (1, 6) OBP: 0.348, SLG: 0.376	0-0 F7	0-0 HR		0-0 6-3			0-0 6-3		0-0 1B	5 2 2 3 0 0 0																	
Mack Jones, L (1, 9) OBP: 0.378, SLG: 0.461	0-0 F6	0-3 K		0-3 K			0-0 F5		0-0 F2	5 0 0 0 0 2 1																	
Eddie Mathews, L (1, 5) OBP: 0.376, SLG: 0.481	0-0 1B	0-0 F3					4-0 1B		4-0 1B	3 3 2 1 2 0 0																	
Hank Aaron, R (1, 8) OBP: 0.398, SLG: 0.615	0-0 F8		0-0 F6				0-3 K		0-0 1B	5 2 2 1 0 1 1																	
Joe Adcock, R (1, 3) OBP: 0.333, SLG: 0.459		0-0 1B	0-0 E5				0-3 K2-3		4-0 1B	4 1 1 2 0 1 0																	
Tommie Aaron, R (7, PR) OBP: 0.277, SLG: 0.340										0 0 0 0 0 0 0																	
Gus Bell, L (9, PH) OBP: 0.280, SLG: 0.345							1-2 2B		1-2 IBB	0 0 0 0 1 0 0																	
Lee Maye, L (1, 7) OBP: 0.241, SLG: 0.250		0-0 F5		0-0 1B			0-0 4-3		0-0 FC4-6	5 0 2 2 0 1 2																	
Del Crandall, R (1, 2) OBP: 0.350, SLG: 0.424		0-0 1B	0-0 F4				0-0 5-3		0-0 F3	5 1 1 0 0 0 4																	
Frank Bolling, R (1, 4) OBP: 0.358, SLG: 0.468		0-0 1B	0-0 1-3				0-0 F8		0-0 G3	5 1 1 1 0 0 4																	
Lew Burdette, R (1, 1) OBP: 0.259, SLG: 0.259		0-0 1B		0-0 F6			0-3 K		0-0 F6	2 1 1 1 0 0 0																	
Ron Fliche, R (4, 1) OBP: 0.111, SLG: 0.059										0 0 0 0 0 0 0																	
Howie Bedell, L (6, PH) OBP: 0.250, SLG: 0.231										1 0 0 0 0 1 0																	
Don Nottebart, R (6, 1) OBP: 0.750, SLG: 0.667										0 0 0 0 0 0 0																	
Jack Curtis, L (7, 1) OBP: 0.222, SLG: 0.176										0 0 0 0 0 0 0																	
Arnold Satriani, R (8, PH) OBP: 0.228, SLG: 0.230										1 0 0 0 0 0 0																	
Hank Fischer, R (8, 1)										0 0 0 0 0 0 0																	
Inning Stats	R: 0 E: 0 K: 0 S: 4	H: 1 LOB: 1 BB: 0 P: 4	R: 5 E: 1 K: 1 S: 10	H: 4 LOB: 0 BB: 0 P: 10	R: 0 E: 1 K: 0 S: 5	H: 1 LOB: 2 BB: 0 P: 5	R: 0 E: 0 K: 1 S: 5	H: 0 LOB: 0 BB: 0 P: 5	R: 1 E: 0 K: 2 S: 8	H: 1 LOB: 0 BB: 0 P: 8	R: 0 E: 0 K: 1 S: 5	H: 0 LOB: 0 BB: 0 P: 5	R: 2 E: 0 K: 1 S: 7	H: 2 LOB: 1 BB: 1 P: 11	R: 0 E: 0 K: 0 S: 3	H: 0 LOB: 0 BB: 0 P: 3	R: 3 E: 1 K: 0 S: 6	H: 3 LOB: 2 BB: 2 P: 14	1B: 9 2B: 1 3B: 0 HR: 2	SF: 0 SAC: 0 DP: 0 HBP: 0	WP: 0 PB: 0 SB: 0 CS: 0	PA: 44					
PITCHER	IP WLS BF H R ER SO BB IBB HBP BLK WP HR S P ERA WHIP																										
Jack Sanford, R (1, 1) ERA: 3.75	4.0		20	6	5	4	2	0	0	0	0	0	1	24	24	9.00	1.500										
Stu Miller, R (5, 1) ERA: 4.4	4.1	L	20	5	6	6	4	2	0	0	0	0	1	26	34	12.46	1.615										
Bobby Bolin, R (9, 1) ERA: 2.91	0.0		1	0	0	0	0	0	1	0	0	0	0	0	4	∞	∞										
Billy O'Dell, L (9, 1) ERA: 3.59	0.2		3	1	0	0	0	0	0	0	0	0	0	3	3	0.00	1.500										

Milwaukee Braves @ San Francisco Giants
Candlestick Park, San Francisco, CA

AB 41
R 11
H 12
RBI 11
BB 3
SO 6
LOB 12



Fri Jun 22 1962, 10:05 PM EDT
Att: 20,513 - Unknown

livebaseballscorecards.com

Batter	1	2	3	4	5	6	7	8	9	AB	R	H	RBI	BB	SO	LOB
Harvey Kuenn, R (1, 7) OBP: 0.390, SLG: 0.402	0-3 K		0-0 1B	0-0 F8	0-0 FC6-4 1B		4-0 FC6-4 BB	0-3 K		5	0	2	1	1	2	4
Chuck Hiller, L (1, 4) OBP: 0.330, SLG: 0.307	0-0 F6		0-0 FC4-6 1B	0-0 1B	0-0 FC6-4 1B		0-0 FC6-4 1B		0-3 K	6	1	2	2	0	1	3
Willie Mays, R (1, 8) OBP: 0.422, SLG: 0.654	0-0 F5		0-0 FC4-6 1B	0-0 1B			0-0 1B		0-0 1B	6	0	4	1	0	0	2
Orlando Cepeda, R (1, 3) OBP: 0.355, SLG: 0.547		0-0 F2		0-0 HR			0-0 K		0-0 F9	6	1	2	1	0	1	4
Felipe Alou, R (1, 9) OBP: 0.369, SLG: 0.535		0-0 1-3		0-0 HR			0-0 F4		0-0 1-3	6	1	2	2	0	0	4
Jim Davenport, R (1, 5) OBP: 0.360, SLG: 0.470		0-0 F7		0-0 1B			4-0 FC5-4 1B		0-0 F4	4	2	1	0	1	0	1
Jose Pagan, R (1, 6) OBP: 0.319, SLG: 0.356			0-3 K	0-0 6-3			4-0 1B		0-0 F4	3	1	0	0	2	1	1
Tom Haller, L (1, 2) OBP: 0.390, SLG: 0.521			0-0 1B	4-0 1B			0-0 G3		4-0 BB	3	2	2	1	2	0	3
Jack Sanford, R (1, 1) OBP: 0.205, SLG: 0.216			0-3 K	0-0 1B			0-0 B1-4		4-0 BB	1	0	0	0	0	1	1
Matty Alou, L (4, PH) OBP: 0.314, SLG: 0.317				1-3 1B						1	1	1	1	0	0	0
Stu Miller, R (5, 1) OBP: 0.250, SLG: 0.143										2	0	0	0	1	0	2
Bobby Bolin, R (9, 1)										0	0	0	0	0	0	0
Billy O'Dell, S (9, 1) OBP: 0.176, SLG: 0.125										0	0	0	0	0	0	0

Inning Stats	R: 0	H: 0	E: 0	K: 1	S: 5	LOB: 0	BB: 0	P: 5	R: 0	H: 0	E: 0	K: 0	S: 3	LOB: 0	BB: 0	P: 3	R: 1	H: 3	E: 0	K: 2	S: 10	LOB: 2	BB: 0	P: 10	R: 5	H: 6	E: 0	K: 0	S: 9	LOB: 2	BB: 1	P: 13	R: 2	H: 3	E: 0	K: 1	S: 6	LOB: 2	BB: 1	P: 10	R: 0	H: 1	E: 0	K: 1	S: 6	LOB: 3	BB: 2	P: 14	R: 1	H: 2	E: 0	K: 0	S: 5	LOB: 2	BB: 1	P: 9	R: 0	H: 0	E: 0	K: 1	S: 5	LOB: 2	BB: 2	P: 13	R: 0	H: 1	E: 0	K: 1	S: 6	LOB: 1	BB: 0	P: 6	1B: 11	SF: 0	2B: 4	SAC: 0	3B: 0	DP: 0	HR: 1	HBP: 0	WP: 0	PA: 50
PITCHER	IP	WLS	BF	H	R	ER	SO	BB	IBB	HBP	BLK	WP	HR	S	P	ERA	WHIP																																																																	
Lew Burdette, R (1, 1) ERA: 4.88	3.1		18	7	6	6	3	1	0	0	0	0	0	23	27	16.20	2.400																																																																	
Ron Piche, R (4, 1) ERA: 4.97	1.2		11	5	2	2	0	1	0	0	0	0	0	10	14	10.80	3.600																																																																	
Don Nottebart, R (6, 1) ERA: 4.26	1.2		11	3	1	1	1	3	0	0	0	0	0	10	22	5.40	3.600																																																																	
Jack Curtis, L (7, 1) ERA: 4.02	0.1		1	0	0	0	0	0	0	0	0	0	0	1	1	0.00	0.000																																																																	
Hank Fischer, R (8, 1) ERA: 2.22	2.0	W	9	1	0	0	2	2	0	0	0	0	0	11	19	0.00	1.500																																																																	

BOTTOM

Milwaukee Braves @ San Francisco Giants
Candlestick Park, San Francisco, CA

livebaseballscorecards.com

AB	43
R	9
H	16
RBI	9
BB	7
SO	6
LOB	25



WP: 0	PA: 50
PB: 0	
SB: 0	
CS: 0	

Fri Jun 22 1962, 10:05 PM EDT
Att. 20,513 - Unknown

Batter	1	2	3	4	5	6	7	8	9	AB R H RBI BB SO LOB	TOP
Denis Menke, R (1, 6) <small>OBP: 0.255, SLG: 0.262</small>	0-0 			0-0 		0-0 		0-0 		4 1 1 0 0 0 1	Milwaukee Braves @ San Francisco Giants Candlestick Park, San Francisco, CA Sat Jun 23 1962, 6:33 AM EDT Att. 17,345 - Unknown livebaseballscorecards.com
Lee Maye, L (1, 9) <small>OBP: 0.303, SLG: 0.387</small>	0-3 		4-0 		0-0 		0-0 		3 1 2 2 1 1 0		
Eddie Mathews, L (1, 5) <small>OBP: 0.370, SLG: 0.472</small>	0-3 		0-0 		0-0 		0-3 		4 0 0 0 0 2 2		
Hank Aaron, R (1, 8) <small>OBP: 0.393, SLG: 0.605</small>		0-0 		0-0 		0-0 		0-0 		4 0 0 0 0 0 2	
Gus Bell, L (1, 7) <small>OBP: 0.274, SLG: 0.337</small>		0-0 		0-0 		0-0 		0-0 		4 0 0 0 0 0 1	
Joe Adcock, R (1, 3) <small>OBP: 0.328, SLG: 0.450</small>		0-3 		0-0 		0-0 				3 0 0 0 0 1 0	
Del Crandall, R (1, 2) <small>OBP: 0.350, SLG: 0.429</small>			0-0 		0-0 		0-0 			3 0 1 0 0 0 0	
Frank Bolling, R (1, 4) <small>OBP: 0.352, SLG: 0.459</small>			0-0 		0-0 		0-0 			3 0 0 0 0 0 2	
Bob Shaw, R (1, 1) <small>OBP: 0.234, SLG: 0.182</small>			0-0 		0-0 		0-0 			2 0 0 0 0 0 1	
Jack Curtis, L (7, 1) <small>OBP: 0.222, SLG: 0.176</small>										0 0 0 0 0 0 0	
Tommie Aaron, R (8, PH) <small>OBP: 0.275, SLG: 0.338</small>										1 0 0 0 0 0 1	
Carl Willey, R (8, 1) <small>OBP: 0.429, SLG: 0.500</small>										0 0 0 0 0 0 0	
Inning Stats	R: 0 H: 0 E: 0 LOB: 0 K: 2 BB: 0 S: 7 P: 7	R: 0 H: 0 E: 0 LOB: 0 K: 1 BB: 0 S: 5 P: 5	R: 0 H: 0 E: 1 LOB: 0 K: 0 BB: 0 S: 3 P: 3	R: 0 H: 0 E: 0 LOB: 1 K: 0 BB: 1 S: 3 P: 7	R: 0 H: 0 E: 0 LOB: 0 K: 0 BB: 0 S: 3 P: 3	R: 2 H: 2 E: 0 LOB: 0 K: 0 BB: 0 S: 5 P: 5	R: 0 H: 0 E: 0 LOB: 0 K: 0 BB: 0 S: 3 P: 3	R: 0 H: 1 E: 0 LOB: 1 K: 0 BB: 0 S: 4 P: 4	R: 0 H: 1 E: 0 LOB: 1 K: 1 BB: 0 S: 6 P: 6	1B: 2 SF: 0 2B: 2 SAC: 0 3B: 0 DP: 1 HR: 1 HBP: 0	WP: 0 PA: 32 PB: 0 SB: 0 CS: 0
PITCHER Mike McCormick, L (1, 1) <small>ERA: 4.64</small>	IP WLS BF H R ER SO BB IBB HBP BLK WP HR S P ERA WHIP 9.0 W 32 4 2 2 4 1 0 0 0 0 1 39 43 2.00 0.556										



Batter	1	2	3	4	5	6	7	8	9	AB	R	H	RBI	BB	SO	LOB
Chuck Hiller, L (1, 4) OBP: 0.335, SLG: 0.313	0-0 FC5-4 1B		0-0 4-3 1B		0-0 6-3 1B		0-0 3-1			4	0	3	0	0	0	0
Willie Mays, R (1, 8) OBP: 0.420, SLG: 0.652	0-0 FC5-4 1-2f		0-3 K		0-0 6-3		0-0 E 2B			4	1	1	0	0	1	3
Matty Alou, L (1, 7) OBP: 0.324, SLG: 0.328	0-0 F9		0-0 4-3 1-2			0-0 1B 1B	0-0 E6 1B			4	2	2	0	0	0	2
Orlando Cepeda, R (1, 3) OBP: 0.356, SLG: 0.545	0-3 K		0-0 6-3			0-0 1B 1B	4-0 1B BB			3	1	1	0	1	1	2
Felipe Alou, R (1, 9) OBP: 0.367, SLG: 0.530		0-0 5-3		0-0 F6		0-3 K 1-2	0-0 FC6-4 1B			4	0	1	1	0	1	2
Ed Bailey, L (1, 2) OBP: 0.356, SLG: 0.486 Bob Nieman, R (7, PH) OBP: 0.143, SLG: 0.231 Tom Haller, L (8, 2) OBP: 0.390, SLG: 0.521		0-0 P5		0-0 L4		0-3 K	0-0 FC6-4 1-2f			3	0	0	0	0	1	2
Jim Davenport, R (1, 5) OBP: 0.362, SLG: 0.470		0-0 BB 1B		0-0 F7		0-0 2-H 3-H 1B		0-0 6-3		4	0	2	2	0	0	0
Jose Pagan, R (1, 6) OBP: 0.318, SLG: 0.352		4-0 BB		0-0 F3		0-3 K		0-0 1-3		3	0	0	0	1	1	1
Mike McCormick, L (1, 1) OBP: 0.150, SLG: 0.263		0-3 K		0-0 F8			0-0 1-3	0-3 K		4	0	0	0	0	2	2

Inning Stats	R: 0	H: 1	E: 0	LOB: 1	K: 1	BB: 0	S: 6	P: 6	R: 0	H: 1	E: 0	LOB: 2	K: 1	BB: 1	S: 6	P: 10	R: 0	H: 1	E: 0	LOB: 1	K: 1	BB: 0	S: 6	P: 6	R: 0	H: 0	E: 0	LOB: 0	K: 0	BB: 0	S: 3	P: 3	R: 0	H: 1	E: 0	LOB: 1	K: 0	BB: 0	S: 4	P: 4	R: 2	H: 3	E: 0	LOB: 1	K: 3	BB: 0	S: 12	P: 12	R: 2	H: 3	E: 1	LOB: 2	K: 0	BB: 1	S: 6	P: 10	R: 0	H: 0	E: 0	LOB: 0	K: 1	BB: 0	S: 5	P: 5
--------------	------	------	------	--------	------	-------	------	------	------	------	------	--------	------	-------	------	-------	------	------	------	--------	------	-------	------	------	------	------	------	--------	------	-------	------	------	------	------	------	--------	------	-------	------	------	------	------	------	--------	------	-------	-------	-------	------	------	------	--------	------	-------	------	-------	------	------	------	--------	------	-------	------	------

PITCHER	IP	WLS	BF	H	R	ER	SO	BB	IBB	HBP	BLK	WP	HR	S	P	ERA	WHIP
Bob Shaw, R (1, 1) ERA: 2.04	6.2	L	32	10	4	4	6	2	0	0	0	0	0	42	50	5.40	1.800
Jack Curtis, L (7, 1) ERA: 4.0	0.1		1	0	0	0	0	0	0	0	0	0	0	1	1	0.00	0.000
Carl Willey, R (8, 1) ERA: 6.68	1.0		3	0	0	0	1	0	0	0	0	0	0	5	5	0.00	0.000

BOTTOM

Milwaukee Braves @ San Francisco Giants
Candlestick Park, San Francisco, CA


Sat Jun 23 1962, 6:33 AM EDT
Att. 17,345 - Unknown

AB	34
R	4
H	10
RBI	3
BB	2
SO	7
LOB	16

WP: 0 PA: 36
PB: 0
SB: 1
CS: 0



PITCHER	IP	WLS	BF	H	R	ER	SO	BB	IBB	HBP	BLK	WP	HR	S	P	ERA	WHIP
---------	----	-----	----	---	---	----	----	----	-----	-----	-----	----	----	---	---	-----	------

Batter	1	2	3	4	5	6	7	8	9	AB R H RBI BB SO LOB	TOP
Roy McMillan, R (1, 6) Gus Bell, L (9, PH) OBP: 0.344, SLG: 0.371 OBP: 0.273, SLG: 0.335	0-0 P6			0-0 F5		0-0 5-3			0-0 F6	3 0 0 0 0 0 0 1 0 0 0 0 0 0	
Lee Maye, L (1, 9) OBP: 0.324, SLG: 0.382 (8, 7)	0-0 F5			0-0 F9		0-0 1B			4-0 BB	3 0 1 0 1 0 0	
Eddie Mathews, L (1, 5) OBP: 0.365, SLG: 0.463	0-0 4-3			0-0 3-1		0-0 6-3			0-0 P4	4 0 0 0 0 0 2	
Hank Aaron, R (1, 8) OBP: 0.391, SLG: 0.600		0-3 K			0-0 1-3				0-0 F9	4 0 1 0 0 1 1	
Frank Bolling, R (1, 4) OBP: 0.346, SLG: 0.451		0-0 P6			0-0 F8					3 0 0 0 0 1 1	
Joe Adcock, R (1, 3) OBP: 0.328, SLG: 0.467		0-3 K				0-0 HR				3 1 1 1 0 1 1	
Howie Bedell, L (1, 7) Bob Uecker, R (8, 2) OBP: 0.252, SLG: 0.234 OBP: 0.381, SLG: 0.188			0-0 4-3						0-3 K2-3	3 0 1 0 0 1 0 0 0 0 0 0 0 0	AB 30 R 1 H 4 RBI 1 BB 1 SO 4 LOB 6
Joe Torre, R (1, 2) Mack Jones, L (8, PH) OBP: 0.330, SLG: 0.316 OBP: 0.377, SLG: 0.459			0-0 F8						0-0 F9	2 0 0 0 0 0 1 1 0 0 0 0 0 0	
Warren Spahn, L (1, 1) OBP: 0.244, SLG: 0.263			0-0 5-3						0-0 F7	3 0 0 0 0 0 0	
Inning Stats	R: 0 H: 0 E: 0 LOB: 0 K: 0 BB: 0 S: 3 P: 3	R: 0 H: 0 E: 0 LOB: 0 K: 2 BB: 0 S: 7 P: 7	R: 0 H: 0 E: 0 LOB: 0 K: 0 BB: 0 S: 3 P: 3	R: 0 H: 0 E: 0 LOB: 0 K: 0 BB: 0 S: 3 P: 3	R: 1 H: 2 E: 0 LOB: 1 K: 0 BB: 0 S: 5 P: 5	R: 0 H: 1 E: 0 LOB: 1 K: 0 BB: 0 S: 4 P: 4	R: 0 H: 1 E: 0 LOB: 0 K: 1 BB: 0 S: 5 P: 5	R: 0 H: 0 E: 0 LOB: 0 K: 1 BB: 0 S: 5 P: 5	R: 0 H: 0 E: 0 LOB: 1 K: 0 BB: 1 S: 3 P: 7	1B: 3 SF: 0 2B: 0 SAC: 0 3B: 0 DP: 1 HR: 1 HBP: 0	WP: 0 PA: 31 PB: 0 SB: 0 CS: 0
PITCHER Juan Marichal, R (1, 1) ERA: 2.64	IP WLS BF H R ER SO BB IBB HBP BLK WP HR S P ERA WHIP										
	9.0 W 31 4 1 1 4 1 0 0 0 0 0 1 38 42 1.00 0.556										

Milwaukee Braves @ San Francisco Giants
 Candlestick Park, San Francisco, CA
 Sun Jun 24 1962, 6:33 AM EDT
 Att. 26,130 - Unknown

livebaseballscorecards.com

Batter	1	2	3	4	5	6	7	8	9	AB	R	H	RBI	BB	SO	LOB
Harvey Kuenn, R (1, 7) OBP: 0.392, SLG: 0.404	0-0 5-3		0-0 4-3		0-0 1B 2B 1B		0-0 CS 1B			4	1	2	0	0	0	0
Chuck Hiller, L (1, 4) OBP: 0.338, SLG: 0.316	0-0 F2		0-0 1B		0-0 1B 2B 1B		0-0 CS 1-2	0-0 F9		4	1	2	1	0	0	0
Willie Mays, R (1, 8) OBP: 0.417, SLG: 0.650	0-0 F4		0-0 P5		0-0 1-H 3-H 2B			0-0 F3		4	0	1	2	0	0	1
Orlando Cepeda, R (1, 3) OBP: 0.352, SLG: 0.537		0-0 6-3		0-0 F3	0-0 4-3			0-0 4-3		4	0	0	0	0	0	1
Felipe Alou, R (1, 9) OBP: 0.363, SLG: 0.524		0-0 6-3		0-0 4-3		0-0 1-3				3	0	0	0	0	0	0
Jim Davenport, R (1, 5) OBP: 0.362, SLG: 0.468		0-0 BB 1B		0-0 F9		0-0 5-3				3	0	1	0	0	0	0
Tom Haller, L (1, 2) OBP: 0.388, SLG: 0.510		4-0 BB 1-2 BB			0-0 F2	0-0 F7				2	0	0	0	1	0	0
Jose Pagan, R (1, 6) OBP: 0.315, SLG: 0.348		0-0 F4			0-0 5-3		0-0 P4			3	0	0	0	0	0	2
Juan Marichal, R (1, 1) OBP: 0.298, SLG: 0.273			0-0 1-3		0-0 1B 1B 1B		0-0 4-3			3	1	1	0	0	0	0

Inning Stats	R: 0	H: 0	E: 0	K: 0	S: 3	R: 0	H: 1	E: 0	K: 0	S: 4	R: 0	H: 1	E: 0	K: 0	S: 4	R: 0	H: 0	E: 0	K: 0	S: 3	R: 3	H: 4	E: 0	K: 0	S: 7	R: 0	H: 0	E: 0	K: 0	S: 3	R: 0	H: 1	E: 0	K: 0	S: 3	R: 0	H: 0	E: 0	K: 0	S: 3
	LOB: 0	BB: 0	P: 3	LOB: 2	BB: 1	P: 8	LOB: 1	BB: 0	P: 4		LOB: 0	BB: 0	P: 3	LOB: 1	BB: 0	P: 7	LOB: 0	BB: 0	P: 3	LOB: 0	BB: 0	LOB: 0	BB: 0	P: 3	LOB: 0	BB: 0	P: 3	LOB: 0	BB: 0	P: 3	LOB: 0	BB: 0	P: 3	LOB: 0	BB: 0	P: 3	LOB: 0	BB: 0	P: 3	

PITCHER	IP	WLS	BF	H	R	ER	SO	BB	IBB	HBP	BLK	WP	HR	S	P	ERA	WHIP	PITCHER	IP	WLS	BF	H	R	ER	SO	BB	IBB	HBP	BLK	WP	HR	S	P	ERA	WHIP					
Warren Spahn, L (1, 1) ERA: 3.26	8.0	L	31	7	3	3	0	1	0	0	0	0	0	30	34	3.38	1.000																							


BOTTOM

Milwaukee Braves @ San Francisco Giants
 Candlestick Park, San Francisco, CA
 Sun Jun 24 1962, 6:33 AM EDT
 Att. 26,130 - Unknown

AB	30
R	3
H	7
RBI	3
BB	1
SO	0
LOB	4



1B: 6	SF: 0	WP: 0	PA: 32
2B: 1	SAC: 0	PB: 0	
3B: 0	DP: 0	SB: 0	
HR: 0	HBP: 0	CS: 1	

Batter	1	2	3	4	5	6	7	8	9	AB R H RBI BB SO LOB	TOP														
Leo Cardenas, R (1, 6) OBP: 0.323, SLG: 0.386	0-3 K2-3		0-3 K			0-0 P4		0-0 6-3		4 0 0 0 0 2 1	<p>Cincinnati Reds @ San Francisco Giants Candlestick Park, San Francisco, CA</p> <p>Mon Jun 25 1962, 6:33 AM EDT Att. 9,195 - Unknown</p> <p>livebaseballscorecards.com</p> <table border="1"> <tr><td>AB</td><td>30</td></tr> <tr><td>R</td><td>1</td></tr> <tr><td>H</td><td>5</td></tr> <tr><td>RBI</td><td>1</td></tr> <tr><td>BB</td><td>1</td></tr> <tr><td>SO</td><td>6</td></tr> <tr><td>LOB</td><td>9</td></tr> </table> 	AB	30	R	1	H	5	RBI	1	BB	1	SO	6	LOB	9
AB	30																								
R	1																								
H	5																								
RBI	1																								
BB	1																								
SO	6																								
LOB	9																								
Don Zimmer, R (1, 5) OBP: 0.281, SLG: 0.324	0-0 F8		0-0 F7			0-0 5-3		0-3 K	4 0 0 0 0 1 0																
Vada Pinson, L (1, 8) OBP: 0.343, SLG: 0.548	0-0 1B		0-0 CS 1B			0-0 4-3		0-0 F8	4 0 2 0 0 0 0																
Frank Robinson, R (1, 9) OBP: 0.389, SLG: 0.541	0-3 K		0-0 CS 1-2	0-0 F7			0-0 P6	4-0 BB	3 0 0 0 1 1 1																
Wally Post, R (1, 7) OBP: 0.339, SLG: 0.487		0-0 E9 1B		0-0 5-3			0-0 P4	0-0 1-3	4 1 0 0 0 0 1																
Hank Foiles, R (1, 2) OBP: 0.358, SLG: 0.468		0-0 1-3		0-0 L5			0-3 K		3 0 0 0 0 1 1																
Marty Keough, L (1, 3) OBP: 0.406, SLG: 0.452		0-0 1B 2-H			0-0 F7			1-0 4-1 HBP	2 0 1 1 0 0 0																
Don Blasingame, L (1, 4) OBP: 0.344, SLG: 0.349		0-0 G4-3 1-2 1B			0-0 F7-3 1B			0-3 K	3 0 2 0 0 1 1																
Jim Maloney, L (1, 1) OBP: 0.222, SLG: 0.222 Moe Drabowsky, R (6, 1) Jerry Lynch, L (8, PH) OBP: 0.357, SLG: 0.522 Jim Brosnan, R (8, 1)		0-0 G4-3 1-2f			0-0 F7-3 1-2			0-0 4-1 1-2	2 0 0 0 0 0 3 0 0 0 0 0 0 0 1 0 0 0 0 0 1 0 0 0 0 0 0 0																
Inning Stats	R: 0 E: 0 K: 2 S: 8 H: 1 LOB: 1 BB: 0 P: 8	R: 1 E: 1 K: 0 S: 5 H: 2 LOB: 1 BB: 0 P: 5	R: 0 E: 0 K: 1 S: 5 H: 1 LOB: 0 BB: 0 P: 5	R: 0 E: 0 K: 0 S: 3 H: 0 LOB: 0 BB: 0 P: 3	R: 0 E: 0 K: 0 S: 3 H: 1 LOB: 0 BB: 0 P: 3	R: 0 E: 0 K: 0 S: 3 H: 0 LOB: 0 BB: 0 P: 3	R: 0 E: 0 K: 1 S: 5 H: 0 LOB: 0 BB: 0 P: 5	R: 0 E: 0 K: 1 S: 5 H: 0 LOB: 1 BB: 0 P: 6	R: 0 E: 0 K: 1 S: 5 H: 0 LOB: 1 BB: 1 P: 9	1B: 5 2B: 1 3B: 0 HR: 0 SF: 0 SAC: 0 DP: 2 HBP: 1	WP: 0 PB: 0 SB: 0 CS: 1 PA: 33														
PITCHER Billy O'Dell, L (1, 1) ERA: 3.32	IP: 9.0 WLS: W BF: 32 H: 5 R: 1 ER: 0 SO: 6 BB: 1 IBB: 0 HBP: 1 BLK: 0 WP: 0 HR: 0 S: 42 P: 47 ERA: 0.00 WHIP: 0.667																								

Batter	1	2	3	4	5	6	7	8	9
Harvey Kuenn, R OBP: 0.389, SLG: 0.401 (1, 9) (9, 7)	0-3 K	0-3 K			0-0 4-3 1B		0-0 FC4 CS 1-2f		
Chuck Hiller, L OBP: 0.340, SLG: 0.316 (1, 4) X	0-0 P6		4-0 FC5-4 BB		0-0 F8		0-0 CS 1-2	0-0 1B E 1B	
Willie Mays, R OBP: 0.415, SLG: 0.644 (1, 8) S S	0-3 K		0-0 FC5-4 S 1B SF7 1-2f		0-0 4-3 1-2			0-0 FC4-6 1B	
Willie McCovey, L OBP: 0.411, SLG: 0.630 Felipe Alou, R OBP: 0.363, SLG: 0.524 (1, 7) (8, PR) (9, 9)		4-0 1B 1B BB	0-0 1-2 1B		0-0 F5			0-0 FC4-6 1-2f 2-H	
Orlando Cepeda, R OBP: 0.350, SLG: 0.535 (1, 3) X		0-0 BB 1B 1-3 1B	0-0 SF7 2-H		0-0 P4			0-0 5-3	
Ed Bailey, L OBP: 0.354, SLG: 0.476 (1, 2) S S	0-3 K		0-0 F8		0-0 F7			4-0 IBB	
Jim Davenport, R OBP: 0.360, SLG: 0.465 (1, 5) X	0-0 BB 1-2 3-H 1B			0-0 P4		0-3 K		0-3 K	
Jose Pagan, R OBP: 0.315, SLG: 0.346 (1, 6) S S	4-0 1-2 2-3 BB		0-0 F8				0-3 K		
Billy O'Dell, S OBP: 0.189, SLG: 0.118 (1, 1) S S	0-3 K		0-3 K				4-0 FC4 BB		

Inning Stats	R: 0	H: 0	E: 0	K: 2	S: 7	LOB: 0	BB: 0	P: 7
	R: 1	H: 2	E: 0	K: 3	S: 11	LOB: 3	BB: 2	P: 19
	R: 1	H: 1	E: 0	K: 0	S: 4	LOB: 1	BB: 1	P: 8
	R: 0	H: 0	E: 0	K: 1	S: 5	LOB: 0	BB: 0	P: 5
	R: 0	H: 1	E: 0	K: 0	S: 4	LOB: 1	BB: 0	P: 4
	R: 0	H: 0	E: 0	K: 1	S: 5	LOB: 0	BB: 0	P: 5
	R: 0	H: 0	E: 0	K: 1	S: 4	LOB: 0	BB: 1	P: 8
	R: 1	H: 2	E: 1	K: 1	S: 7	LOB: 2	BB: 1	P: 11

PITCHER															PITCHER																			
IP	WLS	BF	H	R	ER	SO	BB	IBB	HBP	BLK	WP	HR	S	P	ERA	WHIP	IP	WLS	BF	H	R	ER	SO	BB	IBB	HBP	BLK	WP	HR	S	P	ERA	WHIP	
Jim Maloney, R ERA: 5.31 (1, 1)	5.0	L	22	4	2	2	6	3	0	0	0	0	31	43	3.60	1.400																		
Moe Drabowsky, R ERA: 5.61 (6, 1)	2.0		6	0	0	0	2	1	0	0	0	0	9	13	0.00	0.500																		
Jim Brosnan, R ERA: 3.72 (8, 1)	1.0		6	2	1	0	1	0	1	0	0	0	7	11	0.00	2.000																		

BOTTOM

Cincinnati Reds @ San Francisco Giants
Candlestick Park, San Francisco, CA

Mon Jun 25 1962, 6:33 AM EDT
Att. 9,195 - Unknown

AB	R	H	RBI	BB	SO	LOB
4	0	1	0	0	2	4
3	1	1	0	1	0	1
4	1	1	0	0	1	2
3	1	1	0	1	0	2
0	0	0	0	0	0	0
3	0	1	1	0	0	1
3	0	0	0	1	1	3
4	0	1	1	0	2	2
2	0	0	0	1	1	0
2	0	0	0	1	2	3

AB	28
R	3
H	6
RBI	2
BB	5
SO	9
LOB	18

WP: 0 PA: 35
PB: 0
SB: 1
CS: 1




Batter	1	2	3	4	5	6	7	8	9	10	AB R H RBI BB SO LOB	TOP												
Leo Cardenas, R (1, 6) OBP: 0.317, SLG: 0.378	0-0 P6		0-0 6-3	0-0 P5		0-3 K		0-0 F8			5 0 0 0 0 1 5	Cincinnati Reds @ San Francisco Giants Candlestick Park, San Francisco, CA Tue Jun 26 1962, 10:05 PM EDT Att. 15,967 - Unknown												
Don Blasingame, L (1, 4) OBP: 0.341, SLG: 0.342	0-3 K		4-0 BB		0-0 F7	0-0 F9			0-0 4-3		4 0 0 0 1 1 2													
Vada Pinson, L (1, 8) OBP: 0.341, SLG: 0.541	0-3 K		0-0 F8		0-0 FC1-4 1B		0-0 6-3		0-3 K		5 0 1 0 0 2 2													
Frank Robinson, R (1, 9) OBP: 0.389, SLG: 0.554		0-0 5-3		0-0 4-3 1B	0-0 FC1-4 WP 1B		0-0 HR		0-0 F8		5 2 2 1 0 0 1													
Marty Keough, L (1, 7) OBP: 0.406, SLG: 0.443		4-0 BB		0-0 4-3	0-0 WP 1B		0-0 P5		0-3 K		4 0 1 0 1 1 1													
Gordy Coleman, L (1, 3) OBP: 0.319, SLG: 0.421		0-0 P6		0-0 HR 1B	0-3 K		0-0 G3		0-3 K		5 1 1 1 0 2 3													
Johnny Edwards, L (1, 2) OBP: 0.326, SLG: 0.398		0-0 F7		0-0 HR		4-0 FC1-5 1B BB		0-0 1B 3B		0-0 1B	4 2 3 2 1 0 1													
Don Zimmer, R (1, 5) OBP: 0.289, SLG: 0.333			4-0 6-3 SH2-4 BB		0-0 2B	0-0 FC1-5 1B		0-0 6-3		0-0 F4	4 0 2 0 1 0 2													
Joey Jay, S (1, 1) OBP: 0.229, SLG: 0.326			0-0 SH2-4		0-3 K	0-0 FC1-5		0-0 CS 1B			2 0 0 0 0 1 3													
Jerry Lynch, L (8, PH) OBP: 0.362, SLG: 0.526			1-2			1-2 2-3f					1 0 1 1 0 0 0													
Dave Sisler, R (8, 1)											0 0 0 0 0 0 0													
Inning Stats	R: 0 E: 0 K: 2 S: 7	H: 0 LOB: 0 BB: 0 P: 7	R: 0 E: 0 K: 0 S: 3	H: 0 LOB: 1 BB: 1 P: 7	R: 0 E: 0 K: 0 S: 3	H: 0 LOB: 2 BB: 2 P: 11	R: 3 E: 0 K: 1 S: 9	H: 4 LOB: 1 BB: 0 P: 9	R: 0 E: 0 K: 1 S: 7	H: 2 LOB: 2 BB: 0 P: 7	R: 1 E: 0 K: 0 S: 4	H: 1 LOB: 0 BB: 0 P: 4	R: 1 E: 0 K: 0 S: 5	H: 2 LOB: 0 BB: 0 P: 5	R: 0 E: 0 K: 1 S: 8	H: 1 LOB: 1 BB: 0 P: 8	1B: 6 2B: 2 3B: 1 HR: 2	SF: 0 SAC: 1 DP: 0 HBP: 0	WP: 1 PB: 0 SB: 0 CS: 1	PA: 44				
PITCHER	IP WLS BF H R ER SO BB IBB HBP BLK WP HR S P ERA WHIP	IP WLS BF H R ER SO BB IBB HBP BLK WP HR S P ERA WHIP	IP WLS BF H R ER SO BB IBB HBP BLK WP HR S P ERA WHIP	IP WLS BF H R ER SO BB IBB HBP BLK WP HR S P ERA WHIP	IP WLS BF H R ER SO BB IBB HBP BLK WP HR S P ERA WHIP	IP WLS BF H R ER SO BB IBB HBP BLK WP HR S P ERA WHIP	IP WLS BF H R ER SO BB IBB HBP BLK WP HR S P ERA WHIP	IP WLS BF H R ER SO BB IBB HBP BLK WP HR S P ERA WHIP	IP WLS BF H R ER SO BB IBB HBP BLK WP HR S P ERA WHIP	IP WLS BF H R ER SO BB IBB HBP BLK WP HR S P ERA WHIP	IP WLS BF H R ER SO BB IBB HBP BLK WP HR S P ERA WHIP	IP WLS BF H R ER SO BB IBB HBP BLK WP HR S P ERA WHIP	IP WLS BF H R ER SO BB IBB HBP BLK WP HR S P ERA WHIP	IP WLS BF H R ER SO BB IBB HBP BLK WP HR S P ERA WHIP	IP WLS BF H R ER SO BB IBB HBP BLK WP HR S P ERA WHIP	IP WLS BF H R ER SO BB IBB HBP BLK WP HR S P ERA WHIP	IP WLS BF H R ER SO BB IBB HBP BLK WP HR S P ERA WHIP	IP WLS BF H R ER SO BB IBB HBP BLK WP HR S P ERA WHIP	IP WLS BF H R ER SO BB IBB HBP BLK WP HR S P ERA WHIP	IP WLS BF H R ER SO BB IBB HBP BLK WP HR S P ERA WHIP				
Jack Sanford, R (1, 1) ERA: 3.83	7.0																							
Stu Miller, R (8, 1) ERA: 4.3	3.0	W	11	3	1	1	3	0	0	0	0	0	0	0	0	0	0	0	0	0	0	0	0	

livebaseballscorecards.com

AB	39
R	5
H	11
RBI	5
BB	4
SO	8
LOB	20



Batter	1	2	3	4	5	6	7	8	9	AB R H RBI BB SO LOB	TOP														
Eddie Kasko, R (1, 5) OBP: 0.282, SLG: 0.322	0-0 5-3		0-0 2B		0-0 F5		0-0 P5			4 0 1 0 0 0 0	<p>Cincinnati Reds @ San Francisco Giants Candlestick Park, San Francisco, CA</p> <p>Wed Jun 27 1962, 6:33 AM EDT Att: 12,537 - Unknown</p> <p>livebaseballscorecards.com</p> <table border="1"> <tr><td>AB</td><td>35</td></tr> <tr><td>R</td><td>3</td></tr> <tr><td>H</td><td>8</td></tr> <tr><td>RBI</td><td>2</td></tr> <tr><td>BB</td><td>1</td></tr> <tr><td>SO</td><td>5</td></tr> <tr><td>LOB</td><td>10</td></tr> </table> 	AB	35	R	3	H	8	RBI	2	BB	1	SO	5	LOB	10
AB	35																								
R	3																								
H	8																								
RBI	2																								
BB	1																								
SO	5																								
LOB	10																								
Don Zimmer, R (1, 4) OBP: 0.284, SLG: 0.326	0-0 5-3		0-0 5-3		0-0 F7		0-0 F5			4 0 0 0 0 0 1															
Vada Pinson, L (1, 8) OBP: 0.339, SLG: 0.536	0-0 4-3			0-0 FC6-4 1B		0-0 F8	0-0 4-3			4 0 1 0 0 0 0															
Frank Robinson, R (1, 9) OBP: 0.387, SLG: 0.549		0-3 K		0-0 FC6-4 1B E		0-0 1B 2B 1B		0-0 F5		4 2 1 0 0 1 1															
Wally Post, R (1, 7) OBP: 0.348, SLG: 0.512		0-0 HR		0-0 E9 1B 1B		0-0 2B 1B		0-3 K		4 1 3 1 0 1 0															
Hank Foiles, R (1, 2) OBP: 0.351, SLG: 0.471		0-0 F2		0-0 P4		0-0 2B		0-0 F8		4 0 1 1 0 0 1															
Leo Cardenas, R (1, 6) OBP: 0.317, SLG: 0.377		0-0 F3		0-0 1B		0-3 K		0-0 P6		3 0 1 0 0 1 2															
Gordy Coleman, L (9, PH) OBP: 0.318, SLG: 0.419										1 0 0 0 0 0 0															
Marty Keough, L (1, 3) OBP: 0.400, SLG: 0.429			0-0 P6	0-0 P3		4-0 BB		0-0 P6		3 0 0 0 1 0 2															
Ted Wills, L (1, 1) OBP: 0.143, SLG: 0.143			0-0 F9		0-3 K	0-0 1-3		0-3 K		3 0 0 0 0 1 3															
Johnny Klippstein, R (7, 1) OBP: 0.222, SLG: 0.125										0 0 0 0 0 0 0															
Jerry Lynch, L (9, PH) OBP: 0.359, SLG: 0.522										1 0 0 0 0 1 0															
Inning Stats	R: 0 E: 0 K: 0 S: 3	H: 0 LOB: 0 BB: 0 P: 3	R: 1 E: 0 K: 1 S: 6	H: 1 LOB: 0 BB: 0 P: 6	R: 0 E: 0 K: 0 S: 4	H: 1 LOB: 1 BB: 0 P: 4	R: 1 E: 1 K: 0 S: 6	H: 3 LOB: 2 BB: 0 P: 6	R: 0 E: 0 K: 1 S: 5	H: 0 LOB: 0 BB: 0 P: 5	R: 1 E: 0 K: 1 S: 8	H: 3 LOB: 3 BB: 1 P: 12	R: 0 E: 0 K: 0 S: 3	H: 0 LOB: 0 BB: 0 P: 3	R: 0 E: 0 K: 1 S: 5	H: 0 LOB: 0 BB: 0 P: 5	R: 0 E: 0 K: 1 S: 5	H: 0 LOB: 0 BB: 0 P: 5	R: 0 E: 0 K: 1 S: 5	H: 0 LOB: 0 BB: 0 P: 5	1B: 5 2B: 2 3B: 0 HR: 1	SF: 0 SAC: 0 DP: 0 HBP: 0	WP: 0 PB: 0 SB: 0 CS: 0	PA: 36	
PITCHER Mike McCormick, L (1, 1) ERA: 4.68	IP: 5.1	WLS: 0	BF: 24	H: 8	R: 3	ER: 3	SO: 2	BB: 0	IBB: 0	HBP: 0	BLK: 0	WP: 0	HR: 1	S: 28	P: 28	ERA: 5.06	WHIP: 1.500								
Bobby Bolin, R (6, 1) ERA: 2.49	3.2	W	12	0	0	0	3	1	0	0	0	0	0	17	21	0.00	0.273								

Batter	1	2	3	4	5	6	7	8	9	AB R H RBI BB SO LOB
Tony Taylor, R (1, 4) OBP: 0.368, SLG: 0.383	0-3 K		0-0 F9			0-3 K	0-0 F8		0-0 1-2 1B	5 0 1 0 0 2 1
Johnny Callison, L (1, 9) OBP: 0.370, SLG: 0.485	4-0 G6-3 BB			0-0 4-3		0-0 2B		0-0 P5	0-0 F8	4 0 1 0 1 0 2
Tony Gonzalez, L (1, 8) OBP: 0.370, SLG: 0.470	0-0 G6-3 1-2f			0-0 6-3		0-0 G1		0-0 6-3	0-0 3-1	5 0 0 0 0 0 4
Roy Sievers, R (1, 3) OBP: 0.335, SLG: 0.405		0-0 F9		0-0 F2			0-0 4-3 HR 1B	4-0 FC5-4 BB		3 1 1 0 1 0 0
Wes Covington, L (1, 7) OBP: 0.301, SLG: 0.392		0-0 F7			0-0 3-1		0-0 4-3	0-0 FC5-4		3 0 0 0 0 0 1
Jacke Davis, R (7, 7) OBP: 0.273, SLG: 0.317							1-2	1-2f		1 0 0 0 0 0 1
Don Demeter, R (1, 5) OBP: 0.355, SLG: 0.539		0-0 HR			0-0 F8		0-0 2-H HR		0-0 HR 1B	4 3 3 3 0 0 0
Clay Dalrymple, L (1, 2) OBP: 0.427, SLG: 0.447		0-0 5-3			0-0 F8		0-0 6-3		0-0 1-H HR	4 1 1 2 0 0 0
Bobby Wine, R (1, 6) OBP: 0.252, SLG: 0.321			0-0 F4			0-0 HR	0-0 PB 2B 1B		0-3 K	4 2 2 1 0 1 0
Jim Owens, R (1, 1) OBP: 0.200, SLG: 0.111			0-0 3-1			0-0 4-3			4-0 1B BB	0 0 0 0 0 0 0
Bill Smith, L (2, 1) OBP: 0.400, SLG: 0.500							1-H 2B			3 0 1 1 1 0 0

TOP	
Philadelphia Phillies @ San Francisco Giants Candlestick Park, San Francisco, CA	Thu Jun 28 1962, 6:33 AM EDT Att. 7,174 - Unknown
AB 36 R 7 H 10 RBI 7 BB 3 SO 3 LOB 9	WP: 0 PA: 39 PB: 1 SB: 0 CS: 0

Inning Stats	R: 0	H: 0	E: 0	K: 1	S: 4	P: 8	R: 1	H: 1	E: 0	K: 0	S: 4	P: 4	R: 0	H: 0	E: 0	K: 0	S: 3	P: 3	R: 0	H: 0	E: 0	K: 0	S: 3	P: 3	R: 0	H: 0	E: 0	K: 0	S: 3	P: 3	R: 1	H: 2	E: 0	K: 1	S: 7	P: 7	R: 3	H: 4	E: 0	K: 0	S: 7	P: 7	R: 0	H: 0	E: 0	K: 0	S: 3	P: 7	R: 2	H: 3	E: 0	K: 1	S: 8	P: 12	1B: 4	2B: 2	3B: 0	HR: 4	SF: 0	SAC: 0	DP: 1	HBP: 0
--------------	------	------	------	------	------	------	------	------	------	------	------	------	------	------	------	------	------	------	------	------	------	------	------	------	------	------	------	------	------	------	------	------	------	------	------	------	------	------	------	------	------	------	------	------	------	------	------	------	------	------	------	------	------	-------	-------	-------	-------	-------	-------	--------	-------	--------

PITCHER	IP	WLS	BF	H	R	ER	SO	BB	IBB	HBP	BLK	WP	HR	S	P	ERA	WHIP
Juan Marichal, R (1, 1) ERA: 2.82	7.0	L	28	7	5	5	2	1	0	0	0	0	3	31	35	6.43	1.143
Don Larsen, R (8, 1) ERA: 5.24	2.0		11	3	2	2	1	2	0	0	0	0	1	11	19	9.00	2.500



Batter	1	2	3	4	5	6	7	8	9	AB	R	H	RBI	BB	SO	LOB
Chuck Hiller, L (1, 4) OBP: 0.331, SLG: 0.311	0-0 1-3	0-0 F3			0-0 3-1		0-0 F7			4	0	0	0	0	0	3
Harvey Kuenn, R (1, 7) OBP: 0.399, SLG: 0.424	0-0 L3 1B	0-0 FC5-4			0-0 1B 1B			4-0 FC6-4 BB		3	0	2	0	1	0	3
Willie Mays, R (1, 8) OBP: 0.405, SLG: 0.622	0-0 L3			0-0 F6		0-0 G5-4-3 1B		0-0 F8		4	0	1	0	0	0	2
Orlando Cepeda, R (1, 3) OBP: 0.346, SLG: 0.525		0-0 1B FC6-4 2B	0-0 1B K 1B		0-0 G5-4-3 1B		0-0 FC6-4			4	1	2	0	0	0	3
Felipe Alou, R (1, 9) OBP: 0.367, SLG: 0.535		0-0 FC6-4 BB 1B	0-0 K 1B		0-0 F9		0-0 F8			4	1	2	0	0	0	1
Tom Haller, L (1, 2) OBP: 0.391, SLG: 0.490 Bob Nieman, R (9, PH) OBP: 0.200, SLG: 0.357		4-0 FC6-4 BB 1B	0-3 K		0-0 F7		0-0 F7		0-0 K 2B	2	0	0	0	1	1	2
Jim Davenport, R (1, 5) OBP: 0.355, SLG: 0.468		0-0 FC6-4 1B 1B		0-0 1-3		0-0 4-3		0-3 K		4	0	0	1	0	1	2
Jose Pagan, R (1, 6) OBP: 0.320, SLG: 0.345		0-0 1B 1B		0-0 F8		0-0 P3		0-0 1B		4	0	2	1	0	0	0
Juan Marichal, R (1, 1) OBP: 0.306, SLG: 0.283 Manny Mota, R (7, PH) OBP: 0.267, SLG: 0.209 Don Larsen, R (8, 1) OBP: 0.294, SLG: 0.412		0-0 FC5-4 1B		0-3 K		0-0 P4		0-0 2-3		2	0	1	0	0	1	0

Inning Stats	R: 0	H: 1	E: 0	K: 0	S: 3	R: 2	H: 4	E: 0	K: 0	S: 7	R: 0	H: 2	E: 0	K: 1	S: 6	R: 0	H: 0	E: 0	K: 0	S: 5	R: 0	H: 2	E: 0	K: 0	S: 4	R: 0	H: 0	E: 0	K: 0	S: 3	R: 0	H: 0	E: 0	K: 0	S: 3	R: 0	H: 0	E: 0	K: 0	S: 3	R: 0	H: 2	E: 0	K: 1	S: 6	R: 0	H: 2	E: 0	K: 1	S: 6	R: 0	H: 0	E: 0	K: 0	S: 3	R: 0	H: 2	E: 0	K: 1	S: 6	1B: 9	2B: 3	3B: 0	HR: 0	SF: 0	SAC: 0	DP: 2	HBP: 0	WP: 0	PB: 0	SB: 0	CS: 0	PA: 36
--------------	------	------	------	------	------	------	------	------	------	------	------	------	------	------	------	------	------	------	------	------	------	------	------	------	------	------	------	------	------	------	------	------	------	------	------	------	------	------	------	------	------	------	------	------	------	------	------	------	------	------	------	------	------	------	------	------	------	------	------	------	-------	-------	-------	-------	-------	--------	-------	--------	-------	-------	-------	-------	--------

PITCHER	IP	WLS	BF	H	R	ER	SO	BB	IBB	HBP	BLK	WP	HR	S	P	ERA	WHIP
Jim Owens, R (1, 1) ERA: 6.42	1.1		9	5	2	2	0	1	0	0	0	0	0	8	12	13.50	4.500
Bill Smith, L (2, 1) ERA: 2.13	7.2	W	27	6	0	0	3	1	0	0	0	0	0	32	36	0.00	0.913

BOTTOM

Philadelphia Phillies @ San Francisco Giants
Candlestick Park, San Francisco, CA
Thu Jun 28 1962, 6:33 AM EDT
Att. 7,174 - Unknown

AB	34
R	2
H	11
RBI	2
BB	2
SO	3
LOB	17



PITCHER	IP	WLS	BF	H	R	ER	SO	BB	IBB	HBP	BLK	WP	HR	S	P	ERA	WHIP
---------	----	-----	----	---	---	----	----	----	-----	-----	-----	----	----	---	---	-----	------

Batter	1	2	3	4	5	6	7	8	9	10	11	12	AB R H RBI BB SO LOB	TOP															
Tony Taylor, R OBP: 0.362, SLG: 0.376 (1, 4)	0-3 K		0-3 K		0-0 5-3			0-0 6-3		0-3 K		0-3 K	6 0 0 0 0 4 3	Philadelphia Phillies @ San Francisco Giants Candlestick Park, San Francisco, CA Fri Jun 29 1962, 10:05 PM EDT Att: 11,088 - Unknown															
Johnny Callison, L OBP: 0.367, SLG: 0.480 (1, 9)	0-3 K		0-3 K		0-3 K2-3			0-0 1B		0-0 F9			5 0 1 0 0 3 0																
Ted Savage, R OBP: 0.371, SLG: 0.400 (1, 7)	4-0 BB		0-3 K					0-0 5-3		0-0 4-3			4 0 0 0 1 2 1																
Roy Sievers, R OBP: 0.336, SLG: 0.405 (1, 3)	0-0 F9				0-0 4-3 1B 1B			0-0 6-3		0-0 5-3			5 1 2 0 0 0 1																
Don Demeter, R OBP: 0.356, SLG: 0.534 (1, 5)		1-0 1B E HBP			0-0 1B 4-3 1B			0-0 P4		0-3 K			4 2 1 0 0 1 1																
Tony Gonzalez, L OBP: 0.367, SLG: 0.464 (1, 8)		0-0 FC5-4 E 1B			0-0 4-3			0-0 F4		0-0 4-3			5 0 1 0 0 0 2																
Sammy White, R OBP: 0.242, SLG: 0.355 Bob Oldis, R OBP: 0.300, SLG: 0.176 (1, 2) (5, 2)		0-0 E5 FC5-4 1B			0-0 4-3 1B			0-0 6-3		0-0 F6			2 0 1 2 0 0 1 3 0 1 0 0 0 0																
Bobby Wine, R OBP: 0.250, SLG: 0.319 (1, 6)		0-0 FC5-4 1B			0-0 SF9-3-4 1B			0-0 F8		0-0 F6			4 0 1 1 0 0 3																
Dennis Bennett, L OBP: 0.167, SLG: 0.091 Jacke Davis, R OBP: 0.269, SLG: 0.313 Jack Baldschun, R (10, 1) (10, 1)		0-0 5-3			0-3 K			0-3 K		0-0 F9			3 0 0 0 0 2 1 1 0 0 0 0 0 1 0 0 0 0 1 0 0																
Inning Stats	R: 0 E: 0 K: 2 S: 7	H: 0 LOB: 1 BB: 1 P: 11	R: 1 E: 1 K: 0 S: 4	H: 1 LOB: 1 BB: 0 P: 5	R: 0 E: 0 K: 3 S: 9	H: 0 LOB: 0 BB: 0 P: 9	R: 2 E: 0 K: 0 S: 5	H: 3 LOB: 0 BB: 0 P: 5	R: 0 E: 0 K: 2 S: 7	H: 0 LOB: 0 BB: 0 P: 7	R: 0 E: 0 K: 1 S: 5	H: 0 LOB: 0 BB: 0 P: 5	R: 0 E: 0 K: 1 S: 5		H: 0 LOB: 0 BB: 0 P: 5	R: 0 E: 0 K: 1 S: 6	H: 1 LOB: 1 BB: 0 P: 6	R: 0 E: 0 K: 1 S: 5	H: 0 LOB: 0 BB: 0 P: 5	R: 0 E: 0 K: 1 S: 6	H: 1 LOB: 1 BB: 0 P: 6	R: 0 E: 0 K: 0 S: 4	H: 1 LOB: 1 BB: 0 P: 4	R: 0 E: 0 K: 1 S: 6	H: 1 LOB: 2 BB: 1 P: 10	1B: 8 2B: 1 3B: 0 HR: 0	SF: 1 SAC: 0 DP: 2 HBP: 1	WP: 0 PB: 0 SB: 0 CS: 0	PA: 46
PITCHER Billy O'Dell, L ERA: 3.22 (1, 1)	IP 12.0	WLS W	BF 46	H 8	R 3	ER 3	SO 12	BB 2	IBB 0	HBP 1	BLK 0	WP 0	HR 0		S 67	P 76	ERA 2.25	WHIP 0.833											

AB	42
R	3
H	8
RBI	3
BB	2
SO	12
LOB	14



livebaseballscorecards.com

Batter	1	2	3	4	5	6	7	8	9	10	11	12
Jose Pagan, R OBP: 0.324, SLG: 0.344 (1, 6)	4-0 WP BB SF9 BB	0-0 4-3		0-0 1-2 1B		0-0 5-3		0-0 5-3		4-0 FC6-4 BB		
Harvey Kuenn, R OBP: 0.397, SLG: 0.415 (1, 7)	4-0 SF9 WP 1B BB		4-0 FC5-4 BB	0-0 3-1		0-0 F7		0-0 F7		0-0 FC6-4 1-2f		
Willie Mays, R OBP: 0.398, SLG: 0.612 (1, 8)	0-0 SF9 1-3 2-H		0-0 FC5-4 FC4 1-2f		0-3 K	0-3 K			0-0 F8		0-0 F7	
Orlando Cepeda, R OBP: 0.343, SLG: 0.520 (1, 3)	0-1 CI 1B		0-0 FC4 1-2f		0-0 BB 1B BB 1B		0-3 K		0-0 F9		0-0 F7	
Felipe Alou, R OBP: 0.373, SLG: 0.540 (1, 9)	0-0 1-2 3-H 1B		4-0 IBB		0-0 F7		0-0 2B		0-0 WP 1B		0-0 F7	
Ed Bailey, L OBP: 0.354, SLG: 0.526 (1, 2)	0-0 P4		0-3 K		0-0 BB 1B 1-2		0-0 F9		0-0 F9 1-2			0-0 HR
Jim Davenport, R OBP: 0.359, SLG: 0.467 (1, 5)	0-0 F8			0-0 F9 1-2 2-3 BB	4-0 BB		4-0 BB			0-0 SH2-3 1B		
Chuck Hiller, L OBP: 0.329, SLG: 0.309 (1, 4)		0-0 P6		0-3 K	4-0 BB		0-0 F3			0-0 SH2-3 1-2		
Bob Nieman, R OBP: 0.250, SLG: 0.357 (5, PH)					1-2 2-3 3-H BB							
Ernie Bowman, R OBP: 0.111, SLG: 0.111 (5, PR) (6, 4)					0-3 K							
Billy O'Dell, S OBP: 0.190, SLG: 0.105 (1, 1)		0-3 K		4-0 1B BB	0-3 K			0-0 F4		0-0 F5		

Inning Stats	R: 2	H: 1	E: 1	K: 0	S: 5	LOB: 2	P: 13	R: 0	H: 0	E: 0	K: 1	S: 5	LOB: 0	P: 5	R: 0	H: 0	E: 1	K: 1	S: 5	LOB: 2	P: 13	R: 0	H: 1	E: 0	K: 1	S: 6	LOB: 2	P: 10	R: 1	H: 0	E: 0	K: 2	S: 9	LOB: 3	P: 17	R: 0	H: 1	E: 0	K: 1	S: 6	LOB: 0	P: 5	R: 0	H: 1	E: 0	K: 1	S: 6	LOB: 2	P: 10	R: 0	H: 0	E: 0	K: 0	S: 3	LOB: 0	P: 3	R: 0	H: 1	E: 0	K: 0	S: 4	LOB: 1	P: 4	R: 0	H: 1	E: 0	K: 0	S: 4	LOB: 2	P: 8	R: 0	H: 0	E: 0	K: 0	S: 3	LOB: 0	P: 3	R: 1	H: 1	E: 0	K: 0	S: 1	LOB: 0	P: 1
1B: 6	2B: 1	3B: 0	HR: 1	SF: 1	SAC: 1	DP: 0	HBP: 0	WP: 2	PA: 51																																																																											

PITCHER	IP	WLS	BF	H	R	ER	SO	BB	IBB	HBP	BLK	WP	HR	S	P	ERA	WHIP
Dennis Bennett, L ERA: 4.68 (1, 1)	9.0		42	6	3	3	7	7	1	0	0	2	0	48	80	3.00	1.444
Jack Baldschun, R ERA: 3.67 (10, 1)	2.0	L	9	2	1	1	0	1	0	0	0	0	1	8	12	4.50	1.500


BOTTOM

Philadelphia Phillies @ San Francisco Giants
Candlestick Park, San Francisco, CA

Fri Jun 29 1962, 10:05 PM EDT
Att: 11,088 - Unknown

livebaseballscorecards.com

AB	39
R	4
H	8
RBI	4
BB	9
SO	7
LOB	21



Batter	1	2	3	4	5	6	7	8	9	AB R H RBI BB SO LOB	TOP											
Billy Klaus, L (1, 4) OBP: 0.273, SLG: 0.253	0-0 G3		0-0 F8		0-0 E4		0-0 F5		0-3 K	5 0 0 0 0 1 0	Philadelphia Phillies @ San Francisco Giants Candlestick Park, San Francisco, CA Sat Jun 30 1962, 6:33 AM EDT Att: 11,716 - Unknown livebaseballscorecards.com											
Johnny Callison, L (1, 9) OBP: 0.368, SLG: 0.477	0-0 E 1B		0-3 K		0-0 F9		4-0 F9 1B BB		0-0 F7	4 0 1 0 1 1 1												
Tony Gonzalez, L (1, 8) OBP: 0.371, SLG: 0.467	0-0 E7 1-3 1B		0-0 F5		0-0 1B 1B		0-0 1-2 1B		0-0 F9	5 1 3 0 0 0 0												
Wes Covington, L (1, 7) OBP: 0.300, SLG: 0.388	0-0 P6			0-0 4-3		0-0 1B 1-3 1B		0-0 F9 2-3		4 1 1 0 0 0 4												
Clay Dalrymple, L (1, 2) OBP: 0.429, SLG: 0.448	0-0 F9			0-0 1B		0-0 F9 1B 1-3 3-H 1B		0-0 4-3		4 0 2 1 0 0 4												
Don Demeter, R (1, 5) OBP: 0.358, SLG: 0.546		0-0 6-3		0-3 K		0-0 F9 1-2 3-H 1B		0-0 HR		4 1 2 2 0 1 1												
Frank Torre, L (1, 3) OBP: 0.402, SLG: 0.359		0-0 1B		0-3 K		0-0 F9 1-2 2-3		0-0 G3		4 0 1 0 0 1 3												
Bobby Wine, R (1, 6) OBP: 0.243, SLG: 0.310		0-0 F3			0-0 4-3		0-3 K		0-0 5-3	4 0 0 0 0 1 3												
Cal McLish, S (1, 1) OBP: 0.192, SLG: 0.087 Ted Savage, R (5, PH) OBP: 0.369, SLG: 0.398 Dallas Green, L (5, 1) OBP: 0.333, SLG: 0.111 Roy Sievers, R (6, PH) OBP: 0.336, SLG: 0.403 Chris Short, R (6, 1) OBP: 0.143, SLG: 0.231 Paul Brown, R (7, 1) OBP: 0.300, SLG: 0.333 Mel Roach, R (8, PH) OBP: 0.241, SLG: 0.259 Jack Baldschun, R (8, 1)		0-3 K			0-0 F9		0-3 K		0-3 K	1 0 0 0 0 1 1 1 0 0 0 0 0 0 0 0 0 0 0 0 0 1 0 0 0 0 0 1 2 0 0 0 0 0 0 0 0 0 0 0 0 0 0 1 0 0 0 0 0 1 0 0 0 0 0 0 0 0												
Inning Stats	R: 0 E: 1 K: 0 S: 5	H: 2 LOB: 2 BB: 0 P: 5	R: 0 E: 0 K: 1 S: 6	H: 1 LOB: 1 BB: 0 P: 6	R: 0 E: 0 K: 1 S: 5	H: 0 LOB: 0 BB: 0 P: 5	R: 0 E: 0 K: 2 S: 8	H: 1 LOB: 1 BB: 0 P: 8	R: 0 E: 1 K: 0 S: 4	H: 0 LOB: 1 BB: 0 P: 4	R: 2 E: 0 K: 2 S: 11	H: 4 LOB: 2 BB: 0 P: 11	R: 0 E: 0 K: 0 S: 4	H: 1 LOB: 2 BB: 1 P: 8	R: 1 E: 0 K: 1 S: 6	H: 1 LOB: 0 BB: 0 P: 6	R: 0 E: 0 K: 1 S: 5	H: 0 LOB: 0 BB: 0 P: 5	1B: 9 2B: 0 3B: 0 HR: 1	SF: 0 SAC: 0 DP: 0 HBP: 0	WP: 0 PB: 0 SB: 0 CS: 0	PA: 39
PITCHER	IP WLS BF H R ER SO BB IBB HBP BLK WP HR S P ERA WHIP												PITCHER	IP WLS BF H R ER SO BB IBB HBP BLK WP HR S P ERA WHIP								
Bobby Bolin, R (1, 1) ERA: 2.56	6.1 W 30 9 2 2 6 1 0 0 0 0 0 0 41 45 2.84 1.579																					
Stu Miller, R (7, 1) ERA: 4.25	2.2 S 9 1 1 1 2 0 0 0 0 0 0 1 13 13 3.38 0.375																					



Batter	1	2	3	4	5	6	7	8	9
Jose Pagan, R OBP: 0.325, SLG: 0.346 (1, 6)	0-0 FC9-6 2B		4-0 FC7-5 1B BB	0-3 K			0-0 F9	0-3 K	
Chuck Hiller, L OBP: 0.327, SLG: 0.307 (1, 4)	0-0 FC9-6 2-3		0-0 FC7-5 1B 1-2 2-3f		0-0 F8		0-0 F5	0-0 FC1-4 1B	
Willie Mays, R OBP: 0.398, SLG: 0.609 (1, 8)	0-0 P6		0-0 1B 1-2 2-H		0-0 F9		0-0 BB HR 1B	0-0 FC1-4 BB 1-2f	
Willie McCovey, L OBP: 0.413, SLG: 0.640 (1, 7)		0-0 HR	0-0 4-3		0-0 F9		4-0 BB HR BB	4-0 BB	
Manny Mota, R OBP: 0.276, SLG: 0.209 (7, PR) (8, 7)							1-2 HR BB	1-2 BB	
Felipe Alou, R OBP: 0.374, SLG: 0.559 (1, 9)		0-0 F8		0-0 HR		0-0 F2	0-0 1-H 2-H HR	0-3 K	
Orlando Cepeda, R OBP: 0.348, SLG: 0.532 (1, 3)		0-0 F8		0-0 1B 4-3 1B		0-0 BB 1B	0-0 HR		
Ed Bailey, L OBP: 0.358, SLG: 0.522 (1, 2)		0-0 6-3		0-0 1B 4-3 1-3 1B		0-0 F2	1-0 1B HBP		
Jim Davenport, R OBP: 0.361, SLG: 0.465 (1, 5)			0-0 6-3	0-0 5-3		4-0 BB 1-2	0-0 1-2 1B		
Bobby Bolin, R OBP: 0.167, SLG: 0.167 (1, 1)			0-0 FC7-5 BB 1B	0-0 4-3		0-3 K	0-0 6-3		
Stu Miller, R OBP: 0.300, SLG: 0.222 (7, 1)				2-3 3-H					

Inning Stats	R: 0 E: 0 K: 0 S: 3	H: 1 LOB: 0 BB: 0 P: 3	R: 1 E: 0 K: 0 S: 4	H: 1 LOB: 0 BB: 0 P: 4	R: 1 E: 0 K: 0 S: 5	H: 2 LOB: 2 BB: 1 P: 9	R: 2 E: 0 K: 1 S: 8	H: 3 LOB: 1 BB: 0 P: 8	R: 0 E: 0 K: 0 S: 3	H: 0 LOB: 0 BB: 0 P: 3	R: 0 E: 0 K: 1 S: 6	H: 1 LOB: 2 BB: 1 P: 10	R: 4 E: 0 K: 0 S: 7	H: 4 LOB: 2 BB: 1 P: 12	R: 0 E: 0 K: 2 S: 8	H: 1 LOB: 2 BB: 1 P: 12
--------------	------------------------------	---------------------------------	------------------------------	---------------------------------	------------------------------	---------------------------------	------------------------------	---------------------------------	------------------------------	---------------------------------	------------------------------	----------------------------------	------------------------------	----------------------------------	------------------------------	----------------------------------

PITCHER	IP	WLS	BF	H	R	ER	SO	BB	IBB	HBP	BLK	WP	HR	S	P	ERA	WHIP
Cal McLish, R ERA: 4.92 (1, 1)	4.0	L	19	7	4	4	1	1	0	0	0	0	2	20	24	9.00	2.000
Dallas Green, R ERA: 3.62 (5, 1)	1.0		3	0	0	0	0	0	0	0	0	0	0	3	3	0.00	0.000
Chris Short, L ERA: 3.84 (6, 1)	1.2		12	4	4	4	1	2	0	1	0	0	2	11	20	21.60	3.600
Paul Brown, R ERA: 6.15 (7, 1)	0.1		2	1	0	0	0	0	0	0	0	0	0	2	2	0.00	3.000
Jack Baldschun, R ERA: 3.61 (8, 1)	1.0		5	1	0	0	2	1	0	0	0	0	0	8	12	0.00	2.000

AB	R	H	RBI	BB	SO	LOB
4	1	1	0	1	2	1
5	0	1	0	0	0	3
5	1	2	1	0	0	1
3	1	1	1	1	0	2
0	1	0	0	1	0	0
5	2	2	4	0	1	2
4	2	3	1	0	0	0
3	0	1	0	0	0	1
3	0	1	0	1	0	2
3	0	1	1	0	1	3
1	0	0	0	0	0	2

WP	PA	ERA	WHIP
0	41		

Philadelphia Phillies @ San Francisco Giants
 Candlestick Park, San Francisco, CA
 Sat Jun 30 1962, 6:33 AM EDT
 Att. 11,716 - Unknown

livebaseballscores.com

AB	36
R	8
H	13
RBI	8
BB	4
SO	4
LOB	17



Batter	1	2	3	4	5	6	7	8	9	AB R H RBI BB SO LOB	TOP
Mel Roach, R (1, 4) OBP: 0.226, SLG: 0.241 Billy Klaus, L (7, 4) OBP: 0.280, SLG: 0.295	0-3 K		0-0 F4	0-0 5-3		0-0 F8		0-0 HR		4 0 0 0 0 1 2 1 1 1 1 0 0 0	
Johnny Callison, L (1, 9) OBP: 0.368, SLG: 0.476	0-0 L6		0-0 1B SF9 1B	0-3 K		0-0 FC6 1B		0-0 F6		5 1 2 0 0 1 1	
Ted Savage, R (1, 7) OBP: 0.377, SLG: 0.424 Clay Dalrymple, L (9, PH) OBP: 0.427, SLG: 0.446	0-0 FC6-4 1B		0-0 1B 1-3 1B		0-0 HR	0-0 FC6 1-2f			0-3 K2-3	4 1 3 1 0 0 2 1 0 0 0 0 1 0	
Roy Sievers, R (1, 3) OBP: 0.333, SLG: 0.402 Wes Covington, L (9, PH) OBP: 0.304, SLG: 0.392 Jacke Davis, R (9, PR) OBP: 0.269, SLG: 0.313	0-0 FC6-4 1-2f		0-0 SF9 3-H		0-3 K		0-0 SH1-4 1B		0-0 FC6-4 1B	3 0 1 1 0 1 1 1 0 1 0 0 0 0 0 0 0 0 0 0 0	
Don Demeter, R (1, 5) OBP: 0.364, SLG: 0.551		0-0 FC5 2B	0-0 1-3 1B		4-0 1B BB		0-0 SH1-4 1-2		0-0 FC6-4 1B 1-2f	3 0 2 0 1 0 1	
Tony Gonzalez, L (1, 8) OBP: 0.371, SLG: 0.466		0-3 K	0-0 5-3		0-0 G5-4-3 1B		0-3 K		0-0 1-3 1B	5 0 2 0 0 2 4	
Bob Oldis, R (1, 2) OBP: 0.292, SLG: 0.150 Frank Torre, L (9, PH) OBP: 0.398, SLG: 0.354		0-0 6-3		4-0 2B BB	0-0 G5-4-3 1-2f		0-0 5-3		0-0 F4	3 1 0 0 1 0 4 1 0 0 0 0 0 2	
Bobby Wine, R (1, 6) OBP: 0.250, SLG: 0.317		4-0 BB		0-0 1-H 2B		0-0 F6		0-0 5-3		3 0 1 1 1 0 0	
Art Mahaffey, R (1, 1) OBP: 0.213, SLG: 0.227		0-0 FC5 2-3f		0-3 K		0-0 1B 1B		0-0 F8		4 0 1 0 0 1 3	
Inning Stats	R: 0 H: 1 E: 0 LOB: 1 K: 1 BB: 0 S: 6 P: 6	R: 0 H: 1 E: 0 LOB: 2 K: 1 BB: 1 S: 6 P: 10	R: 1 H: 3 E: 0 LOB: 2 K: 0 BB: 0 S: 6 P: 6	R: 1 H: 1 E: 0 LOB: 1 K: 2 BB: 1 S: 8 P: 12	R: 1 H: 2 E: 0 LOB: 1 K: 1 BB: 1 S: 6 P: 10	R: 0 H: 2 E: 0 LOB: 2 K: 0 BB: 0 S: 5 P: 5	R: 0 H: 1 E: 0 LOB: 1 K: 1 BB: 0 S: 6 P: 6	R: 1 H: 1 E: 0 LOB: 0 K: 0 BB: 0 S: 4 P: 4	R: 0 H: 2 E: 0 LOB: 2 K: 1 BB: 0 S: 7 P: 7	1B: 10 SF: 1 2B: 2 SAC: 1 3B: 0 DP: 1 HR: 2 HBP: 0	WP: 0 PA: 43 PB: 0 SB: 0 CS: 0
PITCHER Mike McCormick, L (1, 1) ERA: 4.68 Don Larsen, R (6, 1) ERA: 5.18 Stu Miller, R (9, 1) ERA: 4.17	IP WLS BF H R ER SO BB IBB HBP BLK WP HR S P ERA WHIP	5.2 0 29 10 3 3 5 3 0 0 0 0 1 36 48 4.76 2.294	2.1 W 9 2 1 1 1 0 0 0 0 0 0 1 11 11 3.86 0.857	1.0 S 5 2 0 0 0 1 0 0 0 0 0 0 7 7 0.00 2.000	PITCHER IP WLS BF H R ER SO BB IBB HBP BLK WP HR S P ERA WHIP						

Philadelphia Phillies @ San Francisco Giants
 Candlestick Park, San Francisco, CA
 Sun Jul 01 1962, 6:33 AM EDT
 Att: 17,612 - Unknown

livebaseballscorecards.com

AB	38
R	4
H	14
RBI	4
BB	3
SO	7
LOB	20



New York Mets @ San Francisco Giants
 Candlestick Park, San Francisco, CA

Mon Jul 02 1962, 10:05 PM EDT
 Att: 11,058 - Unknown

livebaseballscorecards.com



WP: 0 PA: 43
 PB: 0
 SB: 0
 CS: 0

Batter	1	2	3	4	5	6	7	8	9	AB	R	H	RBI	BB	SO	LOB	TOP				
Richie Ashburn, L (1, 9) OBP: 0.414, SLG: 0.459	4-0 G3 1B BB	0-0 P5		0-0 F7		0-0 F9		0-0 FC6-2 2B BB		4	2	0	0	1	0	4					
Felix Mantilla, R (1, 5) OBP: 0.307, SLG: 0.383	0-0 G3 1B 1B		0-0 F8	0-3 K			0-0 F7	4-0 2B BB		4	2	1	1	1	1	0					
Gene Woodling, L (1, 7) OBP: 0.402, SLG: 0.434	0-0 G3		0-3 K		0-0 FC1-5 1B		0-0 F9	0-0 2B		5	0	2	4	0	1	1					
Sammy Taylor, L (1, 2) OBP: 0.321, SLG: 0.300	0-0 1-3		4-0 BB 1B BB		0-0 E1 FC1-5 1B		4-0 BB	0-3 K		3	1	0	0	2	1	4					
Charlie Neal, R (1, 4) OBP: 0.337, SLG: 0.381	0-0 1B		4-0 1B BB		0-0 FC1-5		0-3 K		0-0 5-3	4	1	1	1	1	1	3					
Mary Throneberry, L (1, 3) OBP: 0.311, SLG: 0.336	0-0 G3		0-0 1B 1B		0-3 K			0-0 E 1B FC6-2 1B	0-3 K	5	0	2	1	0	2	3					
Jim Hickman, R (1, 8) OBP: 0.338, SLG: 0.438		0-3 K	0-0 1B		0-3 K			0-0 FC6-2 E BB 1B	0-3 K	3	0	1	1	0	2	2					
Frank Thomas, R (8, PH) OBP: 0.359, SLG: 0.511			1-2 3-H 1B							1	0	1	0	0	0	0					
Joe Christopher, R (8, PR) OBP: 0.250, SLG: 0.320										1	1	0	0	0	1	0					
Elio Chacon, R (1, 6) OBP: 0.358, SLG: 0.276		0-0 G3	0-0 F8		0-3 K			0-0 F5		4	0	0	0	0	1	4					
Craig Anderson, R (1, 1) Ken MacKenzie, R (7, 1)		0-0 E6		0-0 6-3		0-0 5-3		0-0 E5 BB FC6-2 2B		3	0	0	0	0	0	0					
Rod Kanehl, R (8, PH) OBP: 0.364, SLG: 0.393										0	0	0	0	0	0	0					
Vinegar Bend Mizell, R (8, 1) OBP: 0.200, SLG: 0.143										1	1	0	0	0	0	2					
Bob Miller, R (8, 1) OBP: 0.238, SLG: 0.333										0	0	0	0	0	0	0					
Inning Stats	R: 2 E: 0 K: 0 S: 5	H: 2 LOB: 1 BB: 1 P: 9	R: 0 E: 1 K: 1 S: 6	H: 0 LOB: 1 BB: 0 P: 6	R: 2 E: 0 K: 1 S: 7	H: 2 LOB: 2 BB: 2 P: 15	R: 0 E: 0 K: 1 S: 5	H: 0 LOB: 0 BB: 0 P: 5	R: 0 E: 1 K: 2 S: 9	H: 1 LOB: 2 BB: 0 P: 9	R: 0 E: 0 K: 1 S: 5	H: 0 LOB: 0 BB: 0 P: 5	R: 0 E: 0 K: 1 S: 5	H: 0 LOB: 1 BB: 1 P: 9	R: 4 E: 1 K: 1 S: 9	H: 3 LOB: 2 BB: 1 P: 13	R: 0 E: 0 K: 2 S: 7	H: 0 LOB: 0 BB: 0 P: 7	1B: 7 2B: 1 3B: 0 HR: 0	SF: 0 SAC: 0 DP: 0 HBP: 0	WP: 0 PB: 0 SB: 0 CS: 0
PITCHER	IP	WLS	BF	H	R	ER	SO	BB	IBB	HBP	BLK	WP	HR	S	P	ERA	WHIP				
Juan Marichal, R (1, 1) ERA: 2.98	4.0		22	5	4	4	3	3	0	0	0	0	0	25	37	9.00	2.000				
Jim Duffalo, R (5, 1) ERA: 3.9	3.0		10	0	0	0	4	1	0	0	0	0	0	17	21	0.00	0.333				
Stu Miller, R (8, 1) ERA: 4.01	2.0	L	11	3	4	0	3	1	0	0	0	0	0	16	20	0.00	2.000				

Batter	1	2	3	4	5	6	7	8	9	AB	R	H	RBI	BB	SO	LOB
Chuck Hiller, L (1, 4) OBP: 0.330, SLG: 0.311	0-0 FC1-4 1B		0-0 F8		0-3 K		0-0 3B 1B	0-0 FC5-4		5	1	2	0	0	1	2
Jim Davenport, R (1, 5) OBP: 0.362, SLG: 0.481	0-0 F2		0-3 K			0-0 HR	0-0 HR 3B	0-0 F2		5	2	2	3	0	1	3
Willie Mays, R (1, 8) OBP: 0.394, SLG: 0.607	0-0 F9		0-0 1-3			0-0 F8	0-0 HR		0-0 4-3	5	1	1	2	0	0	1
Willie McCovey, L (1, 7) OBP: 0.396, SLG: 0.604	0-0 FC1-4			0-0 G6-4-3 1B		0-0 F8	0-0 F8		0-0 1-3	3	0	1	0	0	0	1
Bob Nieman, R (7, PH) OBP: 0.235, SLG: 0.333										1	0	0	0	0	0	0
Stu Miller, R (8, 1) OBP: 0.300, SLG: 0.222										0	0	0	0	0	0	0
Harvey Kuenn, R (9, PH) OBP: 0.394, SLG: 0.411										1	0	0	0	0	0	0
Felipe Alou, R (1, 9) OBP: 0.370, SLG: 0.547		0-0 6-3		0-0 G6-4-3 1B		4-0 1B BB	4-0 BB		0-0 F6	3	0	0	0	2	0	1
Orlando Cepeda, R (1, 3) OBP: 0.353, SLG: 0.533		0-0 1B		0-0 1B		0-0 1B	0-3 K			4	0	3	0	0	1	1
Ed Bailey, L (1, 2) OBP: 0.357, SLG: 0.530		0-0 L4		0-0 1-3		0-3 K		4-0 FC5-4 BB		3	0	0	0	0	1	4
Joe Pignatano, R (8, PH) OBP: 0.625, SLG: 0.250										0	0	0	0	1	0	0
Jose Pagan, R (1, 6) OBP: 0.324, SLG: 0.342		4-0 BB		0-0 6-3		0-0 6-3	0-0 FC5-4 1B	0-0 F8		3	0	1	0	1	0	1
Juan Marichal, R (1, 1) OBP: 0.300, SLG: 0.277		0-0 5-3		0-3 K		0-0 FC5-4 1B 3B		0-0 E3 FC5-4		1	0	0	0	0	0	2
Jim Duffalo, R (5, 1)										1	0	0	0	0	1	0
Matty Alou, L (7, PH) OBP: 0.329, SLG: 0.324										2	1	0	0	0	0	2

Inning Stats	R: 0	H: 1	E: 0	LOB: 1	K: 0	BB: 0	S: 4	P: 4
	R: 0	H: 1	E: 0	LOB: 2	K: 0	BB: 1	S: 4	P: 8
	R: 0	H: 0	E: 0	LOB: 0	K: 1	BB: 0	S: 5	P: 5
	R: 0	H: 2	E: 0	LOB: 1	K: 0	BB: 0	S: 4	P: 4
	R: 0	H: 0	E: 0	LOB: 0	K: 2	BB: 0	S: 7	P: 7
	R: 1	H: 2	E: 0	LOB: 2	K: 1	BB: 1	S: 7	P: 11
	R: 4	H: 4	E: 0	LOB: 1	K: 1	BB: 1	S: 9	P: 13
	R: 0	H: 0	E: 1	LOB: 2	K: 0	BB: 1	S: 4	P: 8
	R: 0	H: 0	E: 0	LOB: 0	K: 0	BB: 0	S: 3	P: 3

PITCHER	IP	WLS	BF	H	R	ER	SO	BB	IBB	HBP	BLK	WP	HR	S	P	ERA	WHIP
Craig Anderson, R (1, 1) ERA: 4.56	6.1		30	10	5	5	4	2	0	0	0	0	2	36	44	7.11	1.895
Ken MacKenzie, L (7, 1) ERA: 4.1	0.2	W	3	0	0	0	1	1	0	0	0	0	0	4	8	0.00	1.500
Vinegar Bend Mizell, L (8, 1) ERA: 5.85	0.0		1	0	0	0	0	1	0	0	0	0	0	0	4	∞	∞
Bob Miller, R (8, 1) ERA: 4.79	2.0	S	7	0	0	0	0	0	0	0	0	0	0	7	7	0.00	0.000


BOTTOM

New York Mets @ San Francisco Giants
Candlestick Park, San Francisco, CA

Mon Jul 02 1962, 10:05 PM EDT
Att. 11,058 - Unknown

AB	37
R	5
H	10
RBI	5
BB	4
SO	5
LOB	18

livebaseballscorecards.com



WP	HR	S	P	ERA	WHIP
0	2	44	41	7.11	1.895
0	0	8	8	0.00	1.500
0	0	4	4	∞	∞
0	0	7	7	0.00	0.000

New York Mets @ San Francisco Giants
 Candlestick Park, San Francisco, CA

Tue Jul 03 1962, 6:33 AM EDT
 Att. 7,083 - Unknown

AB	33
R	1
H	9
RBI	1
BB	1
SO	0
LOB	16



WP	0	PA	34
PB	0		
SB	0		
CS	0		

AB R H RBI BB SO LOB

3	0	1	0	1	0	1
4	0	0	0	0	0	4
3	0	0	0	0	0	1
1	0	1	0	0	0	0
4	0	0	0	0	0	3
4	0	2	0	0	0	0
4	0	1	0	0	0	1
4	1	2	0	0	0	2
3	0	1	0	0	0	2
2	0	0	1	0	0	2
0	0	0	0	0	0	0
1	0	1	0	0	0	0
0	0	0	0	0	0	0

Batter	1	2	3	4	5	6	7	8	9
Richie Ashburn, L (1, 9) OBP: 0.416, SLG: 0.456	0-0 F5		0-0 5-3			0-0 FC1-6 1B		4-0 2B BB	
Rod Kanehl, R (1, 8) OBP: 0.343, SLG: 0.369	0-0 4-3		0-0 4-3			0-0 FC1-6 1-2f		0-0 L6-4 2-3	
Gene Woodling, L (1, 7) OBP: 0.396, SLG: 0.426 Jim Hickman, R (6, 7) OBP: 0.342, SLG: 0.446	0-0 6-3			0-0 F8		0-0 F8		0-0 1-3 2B	
Sammy Taylor, L (1, 2) OBP: 0.314, SLG: 0.292		0-0 F4		0-0 G3		0-0 F8		0-0 F9	
Charlie Neal, R (1, 4) OBP: 0.339, SLG: 0.383		0-0 F8		0-0 1B			0-0 G5-4-3 1B		0-0 F9
Mary Throneberry, L (1, 3) OBP: 0.309, SLG: 0.333		0-0 F5		0-0 F3			0-0 1-2 1B		0-0 F4
Felix Mantilla, R (1, 5) OBP: 0.310, SLG: 0.386			0-0 2B G3 1B		0-0 FC5-4 1B		0-0 G5-4-3 1-2f 2-3		0-0 4-3
Elio Chacon, R (1, 6) OBP: 0.358, SLG: 0.281			0-0 G3 1-3 2B		0-0 FC5-4 1-2f G4-6-3		0-0 F7		
Al Jackson, L (1, 1) OBP: 0.135, SLG: 0.114 Bob Moorhead, R (5, 1) Cliff Cook, R (8, PH) OBP: 0.255, SLG: 0.362 Vinegar Bend Mizell, R (8, 1) OBP: 0.200, SLG: 0.143			0-0 G3 2-3 3-H		0-0 G4-6-3 1-2f			0-0 L6-4 2B	

Inning Stats	R: 0	H: 0	E: 0	K: 0	S: 3	R: 0	H: 0	E: 0	K: 0	S: 3	R: 1	H: 2	E: 0	K: 0	S: 5	R: 0	H: 1	E: 0	K: 0	S: 4	R: 0	H: 1	E: 0	K: 0	S: 3	R: 0	H: 1	E: 0	K: 0	S: 4	R: 0	H: 2	E: 0	K: 0	S: 4	R: 0	H: 2	E: 0	K: 0	S: 4	R: 0	H: 0	E: 0	K: 0	S: 3
--------------	------	------	------	------	------	------	------	------	------	------	------	------	------	------	------	------	------	------	------	------	------	------	------	------	------	------	------	------	------	------	------	------	------	------	------	------	------	------	------	------	------	------	------	------	------

PITCHER	IP	WLS	BF	H	R	ER	SO	BB	IBB	HBP	BLK	WP	HR	S	P	ERA	WHIP
Jack Sanford, R (1, 1) ERA: 3.62	9.0	W	34	9	1	1	0	1	0	0	0	0	0	33	37	1.00	1.111

PITCHER	IP	WLS	BF	H	R	ER	SO	BB	IBB	HBP	BLK	WP	HR	S	P	ERA	WHIP
---------	----	-----	----	---	---	----	----	----	-----	-----	-----	----	----	---	---	-----	------

Batter	1	2	3	4	5	6	7	8	9	AB	R	H	RBI	BB	SO	LOB
Harvey Kuenn, R OBP: 0.398, SLG: 0.416 (1, 7)	0-0 1B SF8 1B	0-0 1-3 3-H 3B 1B		0-0 FC4-6 1B		0-0 F8		0-0 F9		5	2	3	1	0	0	1
Jim Davenport, R OBP: 0.366, SLG: 0.491 (1, 5)	0-0 1-3 1B	0-0 1-H FC1-5-2-1 3B 1B		0-0 FC4-6 1-2f 1B		0-0 F8		0-0 WP 1B 1B		5	1	3	2	0	0	2
Willie Mays, R OBP: 0.391, SLG: 0.606 (1, 8)	0-0 SF8 3-H	0-0 FC1-5-2-1 3-H 1B			0-0 4-3 1B 2B		0-0 F6		0-0 5-3 1-2	4	1	1	1	0	0	3
Orlando Cepeda, R OBP: 0.351, SLG: 0.528 (1, 3)	0-3 K 3-H	0-0 5-3			0-0 4-3 2-3		0-0 F7		0-0 HR 1B	5	1	1	1	0	1	3
Felipe Alou, R OBP: 0.374, SLG: 0.559 (1, 9)	0-0 F4		0-0 6-3		0-0 1B WP 1B		0-0 E 1B		0-0 1-H HR	5	2	3	3	0	0	1
Ed Bailey, L OBP: 0.358, SLG: 0.524 (1, 2)		4-0 1B BB 1B	0-0 4-3		0-0 1-3 WP 1B 1B		0-0 F7		0-0 4-3	4	1	1	0	1	0	1
Jose Pagan, R OBP: 0.326, SLG: 0.344 (1, 6)		0-0 1B 1-2 1B 1B	0-0 F9		0-0 1-H 3-H 1B		0-0 E6			4	1	2	0	0	0	1
Chuck Hiller, L OBP: 0.332, SLG: 0.311 (1, 4)		0-0 1B 1-3 2-H 3B 1B		0-0 4-3		0-0 F9		4-0 FC6-4 IBB		3	1	1	1	1	0	1
Jack Sanford, R OBP: 0.222, SLG: 0.214 (1, 1)		0-3 K		0-0 5-3		4-0 BB		0-0 FC6-4 1-2f		3	0	0	0	1	1	5

Inning Stats	R: 1	H: 2	E: 0	K: 1	S: 7	LOB: 1	BB: 0	P: 7	R: 4	H: 4	E: 0	K: 1	S: 9	LOB: 1	BB: 1	P: 13	R: 0	H: 0	E: 0	K: 0	S: 3	LOB: 0	BB: 0	P: 3	R: 0	H: 1	E: 0	K: 0	S: 4	LOB: 1	BB: 0	P: 4	R: 2	H: 4	E: 0	K: 0	S: 6	LOB: 1	BB: 0	P: 6	R: 0	H: 0	E: 0	K: 0	S: 3	LOB: 1	BB: 1	P: 7	R: 0	H: 1	E: 1	K: 0	S: 5	LOB: 3	BB: 1	P: 9	R: 3	H: 3	E: 0	K: 0	S: 6	LOB: 0	BB: 0	P: 6
--------------	------	------	------	------	------	--------	-------	------	------	------	------	------	------	--------	-------	-------	------	------	------	------	------	--------	-------	------	------	------	------	------	------	--------	-------	------	------	------	------	------	------	--------	-------	------	------	------	------	------	------	--------	-------	------	------	------	------	------	------	--------	-------	------	------	------	------	------	------	--------	-------	------

PITCHER	IP	WLS	BF	H	R	ER	SO	BB	IBB	HBP	BLK	WP	HR	S	P	ERA	WHIP
Al Jackson, L ERA: 4.59 (1, 1)	4.1	L	24	10	7	7	2	1	0	0	0	0	0	27	31	14.54	2.538
Bob Moorhead, R ERA: 4.34 (5, 1)	2.2		12	2	0	0	0	1	1	0	0	1	0	10	18	0.00	1.125
Vinegar Bend Mizell, L ERA: 6.29 (8, 1)	1.0		6	3	3	3	0	0	0	0	0	1	1	6	6	27.00	3.000

BOTTOM

New York Mets @ San Francisco Giants
Candlestick Park, San Francisco, CA

Tue Jul 03 1962, 6:33 AM EDT
Att. 7,083 - Unknown

livebaseballscorecards.com

AB	38
R	10
H	15
RBI	9
BB	3
SO	2
LOB	18

GIANTS

1B: 12	SF: 1	WP: 2	PA: 42
2B: 1	SAC: 0	PB: 0	
3B: 1	DP: 0	SB: 0	
HR: 1	HBP: 0	CS: 0	

Batter	1	2	3	4	5	6	7	8	9	AB R H RBI BB SO LOB	TOP									
Richie Ashburn, L (1, 9) OBP: 0.423, SLG: 0.457	0-0 F8		4-0 G6-4-3 BB		4-0 BB BB BB			0-0 1B 1B 1B		2 1 1 0 2 0 0	<p>New York Mets @ San Francisco Giants Candlestick Park, San Francisco, CA</p> <p>Wed Jul 04 1962, 10:05 PM EDT Unknown</p> <p>livebaseballscorecards.com</p>									
Rod Kanehl, R (1, 8) OBP: 0.324, SLG: 0.348	0-0 F4		0-0 G6-4-3 1-2f		0-0 F8			0-0 F8		4 0 0 0 0 0 3										
Gene Woodling, L (1, 7) Joe Christopher, R (7, 7) OBP: 0.390, SLG: 0.418 OBP: 0.257, SLG: 0.327	0-0 F8		0-0 F6		0-0 F2			0-0 4-3 1-3 1B 1B		3 0 0 0 0 0 0 1 0 1 0 0 0 0										
Frank Thomas, R (1, 5) OBP: 0.361, SLG: 0.521		0-0 HR		0-0 F6		0-0 5-3		0-0 4-3 1-2 3-H 1B		4 1 2 2 0 0 0										
Charlie Neal, R (1, 4) OBP: 0.338, SLG: 0.381		0-0 HR 1B		0-3 K		0-0 F8		0-0 4-3 1-2 2-3		4 1 1 0 0 1 2										
Sammy Taylor, L (1, 2) Chris Cannizzaro, R (7, 2) OBP: 0.320, SLG: 0.301 OBP: 0.364, SLG: 0.214		0-0 F5		4-0 BB		0-0 G3 2B		0-0 F8		2 0 1 0 1 0 1 1 0 0 0 0 0 2										
Mary Throneberry, L (1, 3) OBP: 0.300, SLG: 0.322		0-0 F5		0-0 F9		0-0 G3 2-3		0-3 K		4 0 0 0 0 1 3										
Elio Chacon, R (1, 6) Ken MacKenzie, R (7, 1) Jim Hickman, R (9, PH) OBP: 0.357, SLG: 0.294 OBP: 0.340, SLG: 0.444		0-0 1-H HR		0-0 5-3		0-0 F9		0-0 5-3		3 1 1 2 0 0 1 0 0 0 0 0 0 0 1 0 0 0 0 0 0										
Jay Hook, L (1, 1) Bob Miller, R (1, 1) Gil Hodges, R (5, PH) Bob Moorhead, R (5, 1) Felix Mantilla, R (7, PH) OBP: 0.361, SLG: 0.281 OBP: 0.227, SLG: 0.318 OBP: 0.336, SLG: 0.505		0-3 K		0-0 F7		0-3 K		0-3 K		0 0 0 0 0 0 0 1 0 0 0 0 1 0 1 0 0 0 0 0 0 0 0 0 0 0 0 0 2 0 0 0 0 2 1										
Inning Stats	R: 0 E: 0 K: 0 S: 3	H: 0 LOB: 0 BB: 0 P: 3	R: 3 E: 0 K: 1 S: 8	H: 3 LOB: 0 BB: 0 P: 8	R: 0 E: 0 K: 0 S: 2	H: 0 LOB: 0 BB: 1 P: 6	R: 0 E: 0 K: 1 S: 5	H: 0 LOB: 1 BB: 1 P: 9	R: 0 E: 0 K: 0 S: 3	H: 0 LOB: 1 BB: 1 P: 7		R: 0 E: 0 K: 1 S: 6	H: 1 LOB: 1 BB: 0 P: 6	R: 1 E: 0 K: 0 S: 6	H: 3 LOB: 2 BB: 0 P: 6	R: 0 E: 0 K: 2 S: 7	H: 0 LOB: 0 BB: 0 P: 7	1B: 4 2B: 1 3B: 0 HR: 2	SF: 0 SAC: 0 DP: 1 HBP: 0	WP: 0 PB: 0 SB: 0 CS: 0
PITCHER Bobby Bolin, R (1, 1) ERA: 2.88	IP: 9.0 WLS: W BF: 36 H: 7 R: 4 ER: 4 SO: 5 BB: 3 IBB: 0 HBP: 0 BLK: 0 WP: 0 HR: 2 S: 43 P: 55 ERA: 4.00 WHIP: 1.111											PITCHER	IP: 9.0 WLS: W BF: 36 H: 7 R: 4 ER: 4 SO: 5 BB: 3 IBB: 0 HBP: 0 BLK: 0 WP: 0 HR: 2 S: 43 P: 55 ERA: 4.00 WHIP: 1.111							



Batter	1	2	3	4	5	6	7	8	9	AB	R	H	RBI	BB	SO	LOB
Chuck Hiller, L OBP: 0.336, SLG: 0.314 (1, 4)	0-0 1B 3B 1B	0-0 SH1-4 1-2 1B		0-0 4-3 1-2 HBP	1-0 FC9-2 2-3 HBP		0-0 F7 3-2			4	1	2	0	0	0	2
Jim Davenport, R OBP: 0.371, SLG: 0.504 (1, 5)	0-0 1-2 3B 1B	0-0 SH1-4 1-2 2-3		0-0 HR	0-0 FC9-2 3-H			4-0 E HR BB		3	3	2	1	1	0	2
Willie Mays, R OBP: 0.394, SLG: 0.611 Matty Alou, L OBP: 0.329, SLG: 0.324 (1, 8) (9, 8)	0-0 1-H 2-H SF8 3B	4-0 FC6-4 BB		0-0 E7 HR		0-0 3-1		0-0 E8 1-3 HR 1B		4	3	2	2	1	0	0
Willie McCovey, L OBP: 0.405, SLG: 0.677 (1, 7) (9, 3)	0-0 SF8 3-H	0-0 SF7 3-H		0-0 HR		0-0 CS 1B		0-0 HR		3	2	3	7	0	0	0
Felipe Alou, R OBP: 0.371, SLG: 0.552 (1, 9)	0-0 1B 1B	0-0 FC6-4 1-2f		0-0 F5		0-0 F3 1-2		0-0 F8		5	0	1	0	0	0	3
Orlando Cepeda, R OBP: 0.351, SLG: 0.528 Manny Mota, R OBP: 0.276, SLG: 0.209 (1, 3) (9, 7)	0-0 F9		0-0 G3 2B	0-0 5-3			1-0 FC4-6 HBP	0-0 6-3		4	0	1	0	0	0	1
Ed Bailey, L OBP: 0.359, SLG: 0.538 (1, 2)	0-0 1-3 1B		0-0 G3 2-3		0-0 HR		0-0 FC4-6 1-2f E	0-0 1-3		5	1	2	1	0	0	2
Jose Pagan, R OBP: 0.326, SLG: 0.342 Ernie Bowman, R OBP: 0.100, SLG: 0.100 (1, 6) (7, 6)	0-0 1-3		0-0 6-3		4-0 S F3 FC9-2 BB		0-0 F7			2	0	0	0	1	0	3
Bobby Bolin, R OBP: 0.200, SLG: 0.111 (1, 1)		4-0 SH1-4 1B SF7 BB	0-0 G3		0-0 F3 1-2		0-0 E1			1	0	0	0	1	0	3

Inning Stats	R: 3	H: 5	E: 0	K: 0	S: 8	LOB: 2	BB: 0	P: 8	R: 1	H: 1	E: 0	K: 0	S: 4	LOB: 2	BB: 2	P: 12	R: 0	H: 1	E: 0	K: 0	S: 4	LOB: 1	BB: 0	P: 4	R: 3	H: 2	E: 1	K: 0	S: 6	LOB: 0	BB: 0	P: 6	R: 1	H: 1	E: 0	K: 0	S: 3	LOB: 1	BB: 1	P: 8	R: 0	H: 1	E: 0	K: 0	S: 3	LOB: 0	BB: 0	P: 3	R: 0	H: 0	E: 1	K: 0	S: 4	LOB: 2	BB: 0	P: 5	R: 3	H: 2	E: 1	K: 0	S: 5	LOB: 0	BB: 1	P: 9
--------------	------	------	------	------	------	--------	-------	------	------	------	------	------	------	--------	-------	-------	------	------	------	------	------	--------	-------	------	------	------	------	------	------	--------	-------	------	------	------	------	------	------	--------	-------	------	------	------	------	------	------	--------	-------	------	------	------	------	------	------	--------	-------	------	------	------	------	------	------	--------	-------	------

PITCHER	IP	WLS	BF	H	R	ER	SO	BB	IBB	HBP	BLK	WP	HR	S	P	ERA	WHIP
Jay Hook, R ERA: 5.7 (1, 1)	0.2		7	5	3	3	0	0	0	0	0	0	0	7	7	40.50	7.500
Bob Miller, R ERA: 4.94 (1, 1)	3.1	L	17	4	4	3	0	2	0	0	0	0	2	15	23	8.10	1.800
Bob Moorhead, R ERA: 4.35 (5, 1)	2.0		8	2	1	1	0	1	0	1	0	0	1	6	11	4.50	1.500
Ken MacKenzie, L ERA: 4.53 (7, 1)	2.0		11	2	3	3	0	1	0	1	0	0	1	9	14	13.50	1.500

BOTTOM

New York Mets @ San Francisco Giants
Candlestick Park, San Francisco, CA

Wed Jul 04 1962, 10:05 PM EDT
Unknown

AB	34
R	11
H	13
RBI	11
BB	4
SO	0
LOB	17

WP: 0 PA: 43
PB: 0
SB: 1
CS: 1

GIANTS

WP	HR	S	P	ERA	WHIP
0	0	0	0	0	0

Batter	1	2	3	4	5	6	7	8	9	AB R H RBI BB SO LOB	TOP
Richie Ashburn, L (1, 9) OBP: 0.423, SLG: 0.454 Cliff Cook, R (4, 9) OBP: 0.257, SLG: 0.355	0-0 			4-0 	0-0 		1-0 		0-0 	1 1 0 0 1 0 0 2 0 0 0 0 0 2	New York Mets @ San Francisco Giants Candlestick Park, San Francisco, CA Wed Jul 04 1962, 10:10 PM EDT Att: 33,253 - Unknown
Felix Mantilla, R (1, 6) OBP: 0.314, SLG: 0.387	0-0 			0-0 		0-0 	0-0 		0-0 	5 0 3 1 0 0 2	
Charlie Neal, R (1, 4) OBP: 0.336, SLG: 0.378	0-0 			0-0 		0-0 		0-3 	0-0 	5 1 1 0 0 1 3	
Frank Thomas, R (1, 3) OBP: 0.362, SLG: 0.521		0-0 		0-0 		0-0 		0-0 		4 0 2 0 0 0 3	
Joe Christopher, R (1, 7) OBP: 0.274, SLG: 0.336				4-0 		0-0 		0-0 		3 0 2 2 1 0 1	
Jim Hickman, R (1, 8) OBP: 0.338, SLG: 0.440		0-0 		0-0 		0-0 		0-0 		4 0 1 0 0 1 6	
Rod Kanehl, R (1, 5) OBP: 0.308, SLG: 0.329			0-0 	0-0 			0-0 	0-0 		4 0 0 0 0 0 5	
Chris Cannizzaro, R (1, 2) OBP: 0.345, SLG: 0.200 Gene Woodling, L (9, PH) OBP: 0.393, SLG: 0.418			0-0 		0-3 		0-0 		4-0 	3 0 0 0 0 1 0 0 1 0 0 1 0 0	
Willard Hunter, R (1, 1) OBP: 0.273, SLG: 0.273 Gil Hodges, R (7, PH) OBP: 0.342, SLG: 0.509 Al Jackson, L (7, PR) OBP: 0.136, SLG: 0.114 Ray Daviault, R (7, 1) Vinegar Bend Mizell, R (8, 1) OBP: 0.200, SLG: 0.143 Marv Throneberry, L (9, PH) OBP: 0.298, SLG: 0.320			0-3 		0-3 		0-0 		0-0 	2 0 0 0 0 2 0 1 0 1 0 1 0 0 0 0 0 1	
Inning Stats	R: 0 H: 1 E: 0 LOB: 0 K: 0 BB: 0 S: 3 P: 3	R: 0 H: 1 E: 0 LOB: 0 K: 0 BB: 0 S: 3 P: 3	R: 0 H: 0 E: 0 LOB: 0 K: 1 BB: 0 S: 5 P: 5	R: 1 H: 2 E: 0 LOB: 3 K: 1 BB: 2 S: 7 P: 15	R: 0 H: 0 E: 0 LOB: 0 K: 2 BB: 0 S: 7 P: 7	R: 1 H: 2 E: 1 LOB: 1 K: 0 BB: 0 S: 5 P: 5	R: 0 H: 1 E: 0 LOB: 2 K: 0 BB: 0 S: 4 P: 5	R: 0 H: 2 E: 0 LOB: 2 K: 1 BB: 0 S: 7 P: 7	R: 1 H: 1 E: 1 LOB: 1 K: 0 BB: 1 S: 4 P: 8	1B: 10 SF: 0 2B: 0 SAC: 0 3B: 0 DP: 4 HR: 0 HBP: 1	
PITCHER Billy O'Dell, L (1, 1) ERA: 3.14	IP WLS BF H R ER SO BB IBB HBP BLK WP HR S P ERA WHIP 9.0 W 39 10 3 2 5 3 0 1 0 0 0 0 45 58 2.00 1.444										

AB	35
R	3
H	10
RBI	3
BB	3
SO	5
LOB	23



Batter	1	2	3	4	5	6	7	8	9
Harvey Kuenn, R OBP: 0.394, SLG: 0.411 (1, 7)	0-0 E3 BB HR	0-3 K		0-0 1B 1-2 1B		0-0 G4-3 1-2f		0-0 E2 5-3 1B	
Jim Davenport, R OBP: 0.378, SLG: 0.507 (1, 5)	4-0 HR BB		0-0 HR 1B	0-0 G6-4-3 1-3 2-3 1B		0-3 K		0-0 5-3 1B 1B	
Willie Mays, R OBP: 0.394, SLG: 0.626 (1, 8)	0-0 HR		0-0 HR	0-0 G6-4-3 1-2f			0-0 F7	0-0 5-3	
Felipe Alou, R OBP: 0.375, SLG: 0.550 (1, 9)	0-0 F8		0-0 FC4-6 1B		4-0 4-3 S BB		4-0 BB SF7 BB	0-0 F5	
Orlando Cepeda, R OBP: 0.352, SLG: 0.526 (1, 3)	0-0 F7		0-0 FC4-6 1B 1-2f		0-0 F6		0-0 SF7 BB 1B	0-0 BB 1B	
Ed Bailey, L OBP: 0.360, SLG: 0.528 (1, 2)	0-0 G3		0-3 K		0-0 4-3		4-0 SF7 BB	4-0 BB 1B BB	
Jose Pagan, R OBP: 0.333, SLG: 0.347 (1, 6)		4-0 SH5-4 BB	0-0 1-2 1B		4-0 BB BB		0-0 SF7	0-0 BB 1B	
Chuck Hiller, L OBP: 0.334, SLG: 0.310 (1, 4)		0-0 F8	0-0 4-3		0-0 4-3		0-3 K	4-0 BB	
Ernie Bowman, R OBP: 0.100, SLG: 0.100 (9, 4)									
Billy O'Dell, S OBP: 0.217, SLG: 0.100 (1, 1)		0-0 SH5-4 1-2		4-0 1B 1B BB		4-0 G4-3 BB		0-0 E9 1B	

Inning Stats	R: 3	H: 1	E: 1	K: 0	S: 5	LOB: 0	BB: 1	P: 9	R: 0	H: 0	E: 0	K: 1	S: 5	LOB: 1	BB: 1	P: 9	R: 2	H: 4	E: 0	K: 1	S: 9	LOB: 2	BB: 0	P: 9	R: 0	H: 2	E: 0	K: 0	S: 3	LOB: 1	BB: 1	P: 7	R: 0	H: 0	E: 0	K: 0	S: 3	LOB: 2	BB: 2	P: 11	R: 0	H: 0	E: 0	K: 1	S: 4	LOB: 0	BB: 1	P: 8	R: 1	H: 1	E: 0	K: 1	S: 6	LOB: 2	BB: 2	P: 14	R: 4	H: 3	E: 2	K: 0	S: 8	LOB: 3	BB: 2	P: 16
--------------	------	------	------	------	------	--------	-------	------	------	------	------	------	------	--------	-------	------	------	------	------	------	------	--------	-------	------	------	------	------	------	------	--------	-------	------	------	------	------	------	------	--------	-------	-------	------	------	------	------	------	--------	-------	------	------	------	------	------	------	--------	-------	-------	------	------	------	------	------	--------	-------	-------

PITCHER	IP	WLS	BF	H	R	ER	SO	BB	IBB	HBP	BLK	WP	HR	S	P	ERA	WHIP
Willard Hunter, L ERA: 8.83 (1, 1)	6.0	L	29	7	5	4	3	6	0	0	0	0	2	29	53	6.00	2.167
Ray Daviault, R ERA: 6.14 (7, 1)	1.2		14	4	5	1	1	3	0	0	0	0	0	13	25	5.40	4.200
Vinegar Bend Mizell, L ERA: 6.24 (8, 1)	0.1		2	0	0	0	0	1	0	0	0	0	0	1	5	0.00	3.000

BOTTOM


New York Mets @ San Francisco Giants
Candlestick Park, San Francisco, CA

Wed Jul 04 1962, 10:10 PM EDT
Att. 33,253 - Unknown

AB	R	H	RBI	BB	SO	LOB
5	2	1	0	0	1	3
4	3	3	1	1	1	0
5	2	2	5	0	0	4
3	1	1	0	2	0	2
5	1	2	2	0	0	2
3	0	0	0	2	1	2
2	0	2	2	2	0	0
4	0	0	0	1	1	7
0	0	0	0	0	0	0
2	1	0	0	2	0	3

AB	33
R	10
H	11
RBI	10
BB	10
SO	4
LOB	23

WP: 0 PA: 45
PB: 0
SB: 1
CS: 0



Batter	1	2	3	4	5	6	7	8	9	AB R H RBI BB SO LOB	TOP	
Maury Wills, S OBP: 0.332, SLG: 0.351 (1, 6) X	0-0 E 1B		4-1 S HR BB	1-0 F3		1-0 F2		0-0 S 1B 1B		4 2 2 1 1 0 0		
Jim Gilliam, S OBP: 0.369, SLG: 0.341 (1, 5) X SAFE	0-0 F3		1-3 K	0-2 F7			1-1 F8	2-1 F7		5 0 0 0 0 1 3		
Willie Davis, L OBP: 0.364, SLG: 0.500 (1, 8) X	0-0 G3		2-2 HR		3-2 F8		2-2 E4 1B S SF7	0-1 CS 1B		5 2 2 3 0 0 1		
Tommy Davis, R OBP: 0.377, SLG: 0.557 (1, 7) X	2-0 5-3		2-0 F3		0-0 HR		2-1 SF7 1B S 1B	1-0 CS 1-2	1-1 F8	5 2 2 1 0 0 1		
Frank Howard, R OBP: 0.357, SLG: 0.516 Tim Harkness, L OBP: 0.392, SLG: 0.409 (1, 9) (9, 3)		0-1 6-3	1-2 BB 1B 1B		2-1 HR		1-1 SF7		0-3 K	4 2 2 2 0 1 0 0 0 0 0 0 0 0		
Ron Fairly, L OBP: 0.395, SLG: 0.475 (1, 3) (9, 9)		3-2 HR	4-1 1B 1-2 BB		2-2 6-3		3-1 3-H 1B	3-1 1B	3-1 2B 1B	4 2 3 2 1 0 0		
John Roseboro, L OBP: 0.372, SLG: 0.404 (1, 2)		4-2 FC6-4 BB	3-2 FC6-4 1-3 2-H 1B		1-1 F8		1-0 4-3	2-2 2B	2-2 2B	4 0 2 2 1 0 1		
Larry Burright, R OBP: 0.283, SLG: 0.380 (1, 4)		0-0 FC6-4 1-2f	0-0 FC6-4 1-2f			0-0 G3		0-2 1B 3B	0-0 5-3	5 1 1 0 0 0 4		
Don Drysdale, R OBP: 0.279, SLG: 0.293 (1, 1)		1-2 FC5-4 1-2f		0-2 6-3		0-1 5-3		1-3 K		4 0 0 0 0 1 2		
Inning Stats	R: 0 E: 1 K: 0 S: 4 H: 1 LOB: 1 BB: 0 P: 6	R: 1 E: 0 K: 0 S: 13 H: 1 LOB: 1 BB: 1 P: 21	R: 3 E: 0 K: 1 S: 17 H: 3 LOB: 2 BB: 2 P: 34	R: 0 E: 0 K: 0 S: 7 H: 0 LOB: 0 BB: 0 P: 8	R: 2 E: 0 K: 0 S: 15 H: 2 LOB: 0 BB: 0 P: 23	R: 0 E: 0 K: 0 S: 4 H: 0 LOB: 0 BB: 0 P: 5	R: 2 E: 1 K: 0 S: 12 H: 2 LOB: 1 BB: 0 P: 22	R: 2 E: 0 K: 1 S: 11 H: 3 LOB: 0 BB: 0 P: 15	R: 1 E: 0 K: 1 S: 12 H: 2 LOB: 1 BB: 0 P: 18	1B: 8 2B: 1 3B: 1 HR: 4 SF: 1 SAC: 0 DP: 0 HBP: 0	WP: 0 PB: 0 SB: 4 CS: 1 PA: 45	
PITCHER	IP WLS BF H R ER SO BB IBB HBP BLK WP HR S P ERA WHIP											
Mike McCormick, L ERA: 5.12 (1, 1)	5.0 L 25 7 6 6 1 3 0 0 0 0 0 4 56 92 10.80 2.000											
Jim Duffalo, R ERA: 3.64 (6, 1)	2.0 9 2 2 0 0 0 0 0 0 0 0 16 27 0.00 1.000											
Don Larsen, R ERA: 5.51 (8, 1)	2.0 10 5 3 3 2 0 0 0 0 0 0 23 33 13.50 2.500											

Los Angeles Dodgers @ San Francisco Giants
 Candlestick Park, San Francisco, CA
 Thu Jul 05 1962, 6:33 AM EDT
 Att. 24,915 - Unknown

livebaseballscorecards.com

AB	40
R	11
H	14
RBI	11
BB	3
SO	3
LOB	12



Batter	1	2	3	4	5	6	7	8	9	AB	R	H	RBI	BB	SO	LOB
Chuck Hiller, L <small>OBP: 0.339, SLG: 0.313</small> (1, 4)	1-1 6-3 		4-1 CS BB 		2-2 2-H 1B 			2-2 FC1-4 1B 		3	0	2	1	1	0	0
Jim Davenport, R <small>OBP: 0.376, SLG: 0.504</small> (1, 5)	2-2 F6 		0-0 S 1B <small>1-3 2-H</small> 		1-1 L7 			2-2 FC1-4 FC5 <small>1-2f</small> 		4	0	1	1	0	0	1
Willie Mays, R <small>OBP: 0.390, SLG: 0.618</small> (1, 8)	3-3 K 		3-3 K <small>1-2 3-H</small> 			0-2 1-3 		0-0 F7 		4	0	0	0	0	2	3
Willie McCovey, L <small>OBP: 0.408, SLG: 0.699</small> (1, 7)		0-1 1B 		3-1 F8 		1-0 HR 		2-2 FC5 <small>1-2f</small> 		4	1	2	1	0	0	1
Felipe Alou, R <small>OBP: 0.373, SLG: 0.546</small> (1, 9)		2-3 K 		1-0 1B 		1-2 1-3 		0-1 F9 		4	0	1	0	0	1	1
Orlando Cepeda, R <small>OBP: 0.348, SLG: 0.520</small> (1, 3)		0-3 K 		0-3 K 		1-3 K 		0-0 F6 		4	0	0	0	0	3	2
Ed Bailey, L <small>OBP: 0.353, SLG: 0.517</small> (1, 2)		2-1 4-3 		0-0 F7 			0-0 F7 		2-2 F7 		4	0	0	0	0	2
Jose Pagan, R <small>OBP: 0.336, SLG: 0.356</small> (1, 6)			0-0 1B 2B 		0-1 WP 1B 2B 		1-3 K 			3	2	2	0	0	1	0
Mike McCormick, L <small>OBP: 0.208, SLG: 0.273</small> Manny Mota, R <small>OBP: 0.273, SLG: 0.206</small> (5, PH) Jim Duffalo, R (6, 1) Tom Haller, L <small>OBP: 0.388, SLG: 0.485</small> (7, PH) Don Larsen, R <small>OBP: 0.278, SLG: 0.389</small> (8, 1)			1-3 K 		0-0 1-3 		2-2 G3 			1	0	0	0	0	1	1
										1	0	0	0	0	0	1
										0	0	0	0	0	0	0
										1	0	0	0	0	0	0
										0	0	0	0	0	0	0

Inning Stats	R: 0	H: 0	E: 0	K: 1	S: 13	R: 0	H: 1	E: 0	K: 2	S: 10	R: 1	H: 2	E: 0	K: 2	S: 10	R: 0	H: 1	E: 0	K: 1	S: 7	R: 1	H: 2	E: 0	K: 0	S: 10	R: 1	H: 1	E: 0	K: 1	S: 12	R: 0	H: 0	E: 0	K: 1	S: 9	R: 0	H: 1	E: 0	K: 0	S: 14	R: 0	H: 0	E: 0	K: 0	S: 6	1B: 5	2B: 3	3B: 0	HR: 1	SF: 0	SAC: 0	DP: 1	HBP: 0	WP: 1	PB: 0	SB: 1	CS: 1	PA: 34
Don Drysdale, R <small>ERA: 2.89</small> (1, 1)	IP	WLS	BF	H	R	ER	SO	BB	IBB	HBP	BLK	WP	HR	S	P	ERA	WHIP																																									
	9.0	W	34	8	3	3	8	1	0	0	0	1	1	91	130	3.00	1.000																																									

BOTTOM

Los Angeles Dodgers @ San Francisco Giants
 Candlestick Park, San Francisco, CA
 Thu Jul 05 1962, 6:33 AM EDT
 Att. 24,915 - Unknown

livebaseballscorecards.com

AB	33
R	3
H	8
RBI	3
BB	1
SO	8
LOB	12



Batter	1	2	3	4	5	6	7	8	9	AB	R	H	RBI	BB	SO	LOB
Chuck Hiller, L OBP: 0.340, SLG: 0.312 (1, 4)	E4		2B BLK BB	F9	2B 1B	4-3				4	2	1	1	1	0	1
Jim Davenport, R OBP: 0.380, SLG: 0.510 (1, 5)	L5		BLK SF8 2B	E5	2B					4	1	2	1	1	0	1
Willie Mays, R OBP: 0.385, SLG: 0.609 Manny Mota, R OBP: 0.273, SLG: 0.206 (1, 8) (9, 7)	F8		F2	G5-4-3	6-3					5	0	0	0	0	1	6
Willie McCovey, L OBP: 0.408, SLG: 0.679 Matty Alou, L OBP: 0.329, SLG: 0.324 (1, 7) (8, 7) (9, 8)	L7		SF8 BLK E BB		S 1B WP BB	4-3				3	2	0	0	2	1	2
Felipe Alou, R OBP: 0.371, SLG: 0.542 (1, 9)			SF8		S 1B E	K				4	1	1	1	0	3	1
Orlando Cepeda, R OBP: 0.354, SLG: 0.522 (1, 3)			E8 2B 1B		SH1-3 E SF8 BB	E 1B				4	3	3	1	1	0	0
Tom Haller, L OBP: 0.388, SLG: 0.491 (1, 2)			FC5-4 1B		E3 SF8 SH1-3 1B	E4 1B 1B				5	2	2	2	0	1	2
Jose Pagan, R OBP: 0.338, SLG: 0.356 (1, 6)			FC5-4		SH1-3	1B				3	1	1	1	1	0	2
Juan Marichal, R OBP: 0.296, SLG: 0.280 (1, 1)			K		SF8	1B				3	0	1	3	0	2	4

Inning Stats	R: 0	H: 0	E: 1	K: 0	S: 7	R: 0	H: 2	E: 0	K: 2	S: 19	R: 4	H: 3	E: 1	K: 1	S: 16	R: 0	H: 0	E: 1	K: 0	S: 6	R: 5	H: 3	E: 1	K: 0	S: 18	R: 3	H: 3	E: 1	K: 3	S: 14	R: 0	H: 0	E: 0	K: 3	S: 9	R: 0	H: 0	E: 0	K: 1	S: 8	1B: 8	2B: 3	3B: 0	HR: 0	SF: 2	SAC: 1	DP: 1	HBP: 0	WP: 1	PB: 0	SB: 3	CS: 0	PA: 44
--------------	------	------	------	------	------	------	------	------	------	-------	------	------	------	------	-------	------	------	------	------	------	------	------	------	------	-------	------	------	------	------	-------	------	------	------	------	------	------	------	------	------	------	-------	-------	-------	-------	-------	--------	-------	--------	-------	-------	-------	-------	--------

PITCHER	IP	WLS	BF	H	R	ER	SO	BB	IBB	HBP	BLK	WP	HR	S	P	ERA	WHIP
Stan Williams, R ERA: 5.36 (1, 1)	3.0	L	18	5	4	4	3	2	1	0	1	0	0	42	69	12.00	2.333
Ed Roebuck, R ERA: 3.1 (4, 1)	2.2		18	6	8	2	1	2	0	0	0	1	0	36	63	6.75	3.000
Ron Perranoski, L ERA: 2.42 (6, 1)	0.1		1	0	0	0	0	0	0	0	0	0	0	2	4	0.00	0.000
Phil Ortega, R ERA: 7.77 (7, 1)	2.0		7	0	0	0	4	1	0	0	0	0	0	17	30	0.00	0.500

BOTTOM

Los Angeles Dodgers @ San Francisco Giants
Candlestick Park, San Francisco, CA
 Fri Jul 06 1962, 10:05 PM EDT
 Att. 41,569 - Unknown

livebaseballscorecards.com

AB	35
R	12
H	11
RBI	10
BB	6
SO	8
LOB	19



Batter	1	2	3	4	5	6	7	8	9	AB R H RBI BB SO LOB	TOP									
Maury Wills, S (1, 6) OBP: 0.328, SLG: 0.344	0-3 K			2-2 6-3		0-0 5-3		0-3 K		4 0 0 0 0 2 1	Los Angeles Dodgers @ San Francisco Giants Candlestick Park, San Francisco, CA Sat Jul 07 1962, 6:33 AM EDT Att: 40,186 - Unknown livebaseballscorecards.com									
Jim Gilliam, S (1, 5) OBP: 0.367, SLG: 0.342	2-0 F8			2-3 K			1-1 3B 2B	0-0 4-3		4 1 1 0 0 1 1										
Willie Davis, L (1, 8) OBP: 0.362, SLG: 0.500	3-2 4-3			1-1 4-3			0-0 1B 3B	0-3 K2-3		4 1 1 1 0 1 0										
Tommy Davis, R (1, 7) OBP: 0.380, SLG: 0.564			1-3 K		1-0 F6		2-0 1B L4-3	0-0 3B		4 0 2 1 0 1 0										
Ron Fairly, L (1, 3) OBP: 0.394, SLG: 0.467			2-3 K		4-1 BB		0-2 L4-3	0-0 1-3		3 0 0 0 1 1 2										
Frank Howard, R (1, 9) OBP: 0.353, SLG: 0.518			1-2 5-3		0-1 F8		0-0 6-3	2-1 L5		4 0 0 0 0 0 2										
John Roseboro, L (1, 2) OBP: 0.364, SLG: 0.411			1-3 K		3-2 G3			0-1 HR		3 1 1 1 0 1 1										
Larry Burright, R (1, 4) OBP: 0.279, SLG: 0.374			1-3 K			2-1 F8		0-2 G3		1 0 0 0 0 1 0										
Wally Moon, L (6, PH) OBP: 0.363, SLG: 0.355										2 0 0 0 0 0 0										
Johnny Podres, L (1, 1) OBP: 0.200, SLG: 0.211			1-0 4-3			2-1 F2		4-2 BB		1 0 0 0 0 0 0										
Tim Harkness, L (6, PH) OBP: 0.377, SLG: 0.391										1 0 0 0 0 0 0										
Larry Sherry, R (6, 1) OBP: 0.200, SLG: 0.200										0 0 0 0 0 0 0										
Ron Perranoski, L (6, 1) OBP: 0.448, SLG: 0.539										0 0 0 0 0 1 0										
Duke Snider, L (8, PH) OBP: 0.448, SLG: 0.539										0 0 0 0 0 0 0										
Phil Ortega, R (8, 1) OBP: 0.448, SLG: 0.539										0 0 0 0 0 0 0										
Inning Stats	R: 0 E: 0 K: 1 S: 7	H: 0 LOB: 0 BB: 0 P: 12	R: 0 E: 0 K: 2 S: 9	H: 0 LOB: 0 BB: 0 P: 13	R: 0 E: 0 K: 2 S: 7	H: 0 LOB: 0 BB: 0 P: 10	R: 0 E: 0 K: 1 S: 10	H: 0 LOB: 0 BB: 0 P: 15	R: 0 E: 0 K: 0 S: 7	H: 0 LOB: 1 BB: 1 P: 15	R: 2 E: 0 K: 0 S: 8	H: 3 LOB: 0 BB: 0 P: 11	R: 1 E: 0 K: 1 S: 11	H: 1 LOB: 1 BB: 1 P: 15	R: 0 E: 0 K: 1 S: 8	H: 1 LOB: 1 BB: 0 P: 10	1B: 1 2B: 2 3B: 2 HR: 1	SF: 0 SAC: 0 DP: 1 HBP: 0	WP: 0 PB: 0 SB: 0 CS: 0	PA: 33
PITCHER	IP WLS BF H R ER SO BB IBB HBP BLK WP HR S P ERA WHIP																			
Jack Sanford, R (1, 1) ERA: 3.59	6.0 W 22 3 2 2 6 1 0 0 0 0 0 0 49 81 3.00 0.667																			
Stu Miller, R (7, 1) ERA: 3.95	3.0 S 11 2 1 1 2 1 0 0 0 0 0 1 23 29 3.00 1.000																			



Batter	1	2	3	4	5	6	7	8	9	AB R H RBI BB SO LOB	TOP	
Maury Wills, S OBP: 0.329, SLG: 0.345 (1, 6)	1-2 5-3		0-0 L4		2-2 1B BB		3-1 6-3		0-0 1B	5 0 2 0 0 0 2		
Jim Gilliam, S OBP: 0.367, SLG: 0.341 (1, 4) (7, 5)	0-2 F6			1-2 1B	4-0 1B BB			2-1 5-3	1-1 F8	4 0 1 0 1 0 1		
Willie Davis, L OBP: 0.360, SLG: 0.500 (1, 8)	0-0 B2-3			1-2 F8	2-1 F9			0-0 1B 2B		4 1 1 0 0 0 4		
Tommy Davis, R OBP: 0.384, SLG: 0.566 (1, 7)		1-2 1B G5-4-3		1-2 F7		0-0 1B G6-4-3		2-0 1B 2B S 2-H		4 1 3 1 0 0 1		
Frank Howard, R OBP: 0.356, SLG: 0.522 (1, 9)		0-1 G5-4-3		2-2 1B		0-0 G6-4-3		1-1 2B 1B 4-3 1-H		4 0 2 1 0 0 2		
Ron Fairly, L OBP: 0.388, SLG: 0.459 (1, 3)		1-3 K		2-3 K		0-2 F7		1-2 4-3		4 0 0 0 0 2 3		
Daryl Spencer, R OBP: 0.386, SLG: 0.355 Larry Burright, R OBP: 0.277, SLG: 0.371 (1, 5) (7, PR) (7, 4)			2-2 F9		3-2 6-3		4-2 1B BB B2-5-4	3-2 6-3		2 0 0 0 1 0 0 1 0 0 0 0 0 1		
John Roseboro, L OBP: 0.367, SLG: 0.413 (1, 2)			2-2 F5		2-2 1B 1B		0-0 1B B2-5-4		0-0 F8	4 0 2 0 0 0 0		
Sandy Koufax, R OBP: 0.121, SLG: 0.141 Don Drysdale, R OBP: 0.279, SLG: 0.293 (1, 1) (9, 1)			2-2 1B		1-3 K		1-0 B2-5-4		1-0 5-3	4 0 1 0 0 1 3 0 0 0 0 0 0 0		
Inning Stats	R: 0 E: 0 K: 0 S: 10 H: 0 LOB: 0 BB: 0 P: 11	R: 0 E: 0 K: 1 S: 8 H: 1 LOB: 0 BB: 0 P: 10	R: 0 E: 0 K: 0 S: 12 H: 1 LOB: 1 BB: 0 P: 18	R: 0 E: 0 K: 1 S: 16 H: 2 LOB: 2 BB: 0 P: 23	R: 0 E: 0 K: 1 S: 14 H: 2 LOB: 3 BB: 1 P: 28	R: 0 E: 0 K: 0 S: 9 H: 1 LOB: 0 BB: 0 P: 9	R: 0 E: 0 K: 0 S: 6 H: 1 LOB: 1 BB: 1 P: 14	R: 2 E: 0 K: 0 S: 14 H: 3 LOB: 1 BB: 0 P: 23	R: 0 E: 0 K: 0 S: 5 H: 1 LOB: 1 BB: 0 P: 7	1B: 10 2B: 2 3B: 0 HR: 0 SF: 0 SAC: 0 DP: 3 HBP: 0	WP: 0 PB: 0 SB: 1 CS: 0 PA: 38	
PITCHER Billy O'Dell, L ERA: 3.07 (1, 1)	IP 9.0 WLS L BF 38 H 12 R 2 ER 2 SO 3 BB 2 IBB 0 HBP 0 BLK 0 WP 0 HR 0 S 94 P 143 ERA 2.00 WHIP 1.556											PITCHER IP WLS BF H R ER SO BB IBB HBP BLK WP HR S P ERA WHIP

Los Angeles Dodgers @ San Francisco Giants
Candlestick Park, San Francisco, CA
Sun Jul 08 1962, 6:33 AM EDT
Att: 41,717 - Unknown

livebaseballscorecards.com

AB 36
R 2
H 12
RBI 2
BB 2
SO 3
LOB 17



Batter	1	2	3	4	5	6	7	8	9	AB	R	H	RBI	BB	SO	LOB
Harvey Kuenn, R OBP: 0.392, SLG: 0.417 (1, 7)	2-2 5-3 ①			0-0 G3 ①			1-2 F7 ①		3-3 C K ①	4	0	0	0	0	1	1
Jim Davenport, R OBP: 0.383, SLG: 0.519 (1, 5)	0-1 F3 ②			2-1 F9 ②			0-2 1B 1B ②		4-2 BB BB 1-2 ②	3	0	1	0	1	0	0
Willie Mays, R OBP: 0.386, SLG: 0.611 (1, 8)	1-0 5-3 ③			3-3 K ③			2-3 K ②		4-0 FC6-4 BB 1-2 2-3 ②	3	0	0	0	1	2	1
Orlando Cepeda, R OBP: 0.349, SLG: 0.512 (1, 3)			2-1 F9 ①		0-1 4-3 ①		0-1 1-3 1B ①		1-1 F2 ②	4	0	1	0	0	0	3
Felipe Alou, R OBP: 0.368, SLG: 0.534 (1, 9)			1-2 F8 ②		1-3 K ②		3-3 K ③		0-0 FC6-4 1-2f ③	4	0	0	0	0	2	5
Ed Bailey, L OBP: 0.350, SLG: 0.511 Manny Mota, R OBP: 0.269, SLG: 0.203 (8, PH) (9, 4)			1-0 F4 ③		1-2 4-3 ③				3-3 K ①	2	0	0	0	0	0	0
Jose Pagan, R OBP: 0.334, SLG: 0.349 (1, 6)			3-3 K ①		4-1 B5-4 BB ①				0-1 F8 ②	2	0	0	0	1	1	0
Chuck Hiller, L OBP: 0.340, SLG: 0.311 Joe Pignatano, R OBP: 0.556, SLG: 0.200 (8, PH) (9, 2)			2-3 K ②		2-3 K ①				2-2 F7 ③	2	0	0	0	0	2	1
Billy O'Dell, S OBP: 0.208, SLG: 0.095 Bob Nieman, R OBP: 0.278, SLG: 0.375 Mike McCormick, L OBP: 0.208, SLG: 0.273 (9, PH) (9, PR)			2-2 5-3 ③		1-0 B5-4 1-2f ② ③				1-2 BB BB 1B ①	2	0	0	0	0	0	1

Inning Stats	R: 0	H: 0	E: 0	K: 0	S: 9	R: 0	H: 0	E: 0	K: 0	S: 8	R: 0	H: 0	E: 0	K: 2	S: 11	R: 0	H: 0	E: 0	K: 1	S: 6	R: 0	H: 0	E: 0	K: 1	S: 8	R: 0	H: 2	E: 0	K: 2	S: 14	R: 0	H: 0	E: 0	K: 1	S: 11	R: 0	H: 1	E: 0	K: 1	S: 15	1B: 3	2B: 1	3B: 0	HR: 0	SF: 0	SAC: 0	DP: 1	HBP: 0	WP: 0	PB: 0	SB: 0	CS: 0	PA: 32
--------------	------	------	------	------	------	------	------	------	------	------	------	------	------	------	-------	------	------	------	------	------	------	------	------	------	------	------	------	------	------	-------	------	------	------	------	-------	------	------	------	------	-------	-------	-------	-------	-------	-------	--------	-------	--------	-------	-------	-------	-------	--------

PITCHER	IP	WLS	BF	H	R	ER	SO	BB	IBB	HBP	BLK	WP	HR	S	P	ERA	WHIP
Sandy Koufax, L ERA: 2.15 (1, 1)	8.1	W	29	3	0	0	9	2	0	0	0	0	0	85	132	0.00	0.600
Don Drysdale, R ERA: 2.88 (9, 1)	0.2	S	3	0	0	0	0	1	0	0	0	0	0	3	8	0.00	1.500

BOTTOM

Los Angeles Dodgers @ San Francisco Giants
Candlestick Park, San Francisco, CA
Sun Jul 08 1962, 6:33 AM EDT
Att. 41,717 - Unknown

AB	29
R	0
H	3
RBI	0
BB	3
SO	9
LOB	12



PITCHER	IP	WLS	BF	H	R	ER	SO	BB	IBB	HBP	BLK	WP	HR	S	P	ERA	WHIP
---------	----	-----	----	---	---	----	----	----	-----	-----	-----	----	----	---	---	-----	------

Batter	1	2	3	4	5	6	7	8	9	AB R H RBI BB SO LOB	TOP											
Chuck Hiller, L (1, 4) <small>OBP: 0.338, SLG: 0.308</small>	0-0 4-3	0-0 SF8		0-3 K		0-3 K		4-0 BB		3 0 0 1 1 2 1												
Jim Davenport, R (1, 5) <small>OBP: 0.383, SLG: 0.517</small>	0-0 PB 1B	0-0 1B		0-0 F7		0-3 K		0-0 5-3		5 1 2 0 0 1 2												
Willie Mays, R (1, 8) <small>OBP: 0.389, SLG: 0.611</small>	0-0 1B	0-3 K			0-0 E S 6-3 1B		0-0 BB 1B		0-0 F9	5 1 3 1 0 1 2												
Willie McCovey, L (1, 7) Manny Mota, R (9, 7) <small>OBP: 0.392, SLG: 0.649</small> <small>OBP: 0.269, SLG: 0.203</small>	0-0 F9		0-0 3-1		0-0 F7		0-0 F8		0-0 F3	5 0 0 0 0 0 3 0 0 0 0 0 0 0												
Felipe Alou, R (1, 9) <small>OBP: 0.365, SLG: 0.528</small>	0-3 K		0-0 F8		0-0 6-3		4-0 BB 1B		0-0 F8	4 0 0 1 1 1 1												
Orlando Cepeda, R (1, 3) <small>OBP: 0.353, SLG: 0.513</small>		4-0 1B SF9 BB	0-0 BB 1B		0-0 1-3		0-0 FC6-4 1B		0-0 F8	3 1 2 0 1 0 0												
Tom Haller, L (1, 2) <small>OBP: 0.401, SLG: 0.487</small>		0-0 SF9 SF8 1B	4-0 BB 1B			0-0 F7	0-0 FC6-4		0-0 F8	3 1 1 0 1 0 2												
Jose Pagan, R (1, 6) <small>OBP: 0.339, SLG: 0.362</small>		0-0 1B 1B	0-0 BB		0-0 1-3		0-0 HR	4-0 CS BB		3 1 2 1 1 0 2												
Jack Sanford, R (1, 1) Stu Miller, R (8, 1) <small>OBP: 0.212, SLG: 0.208</small> <small>OBP: 0.273, SLG: 0.200</small>		0-0 SF9	0-0 1-3		0-0 1-3		0-0 1B	0-3 K		3 0 1 1 0 1 1 0 0 0 0 0 0 0												
Inning Stats	R: 1 E: 0 K: 1 S: 7	H: 2 LOB: 1 BB: 0 P: 7	R: 2 E: 0 K: 1 S: 8	H: 3 LOB: 2 BB: 1 P: 12	R: 0 E: 0 K: 0 S: 4	H: 1 LOB: 2 BB: 1 P: 8	R: 0 E: 0 K: 1 S: 5	H: 0 LOB: 0 BB: 0 P: 5	R: 1 E: 1 K: 0 S: 4	H: 1 LOB: 0 BB: 0 P: 4	R: 1 E: 0 K: 2 S: 9	H: 2 LOB: 1 BB: 0 P: 9	R: 0 E: 0 K: 0 S: 4	H: 2 LOB: 2 BB: 1 P: 8	R: 0 E: 0 K: 1 S: 4	H: 0 LOB: 1 BB: 2 P: 12	R: 0 E: 0 K: 0 S: 3	H: 0 LOB: 0 BB: 0 P: 3	1B: 10 2B: 0 3B: 0 HR: 1	SF: 2 SAC: 0 DP: 0 HBP: 0	WP: 0 PB: 1 SB: 1 CS: 1	PA: 41
PITCHER Jack Hamilton, R (1, 1) <small>ERA: 5.0</small> Paul Brown, R (6, 1) <small>ERA: 5.96</small> Jim Owens, R (8, 1) <small>ERA: 6.85</small>	IP	WLS	BF	H	R	ER	SO	BB	IBB	HBP	BLK	WP	HR	S	P	ERA	WHIP					
	5.0	L	24	7	4	2	3	2	0	0	0	0	0	28	36	3.60	1.800					
	2.0		10	4	1	1	2	1	0	0	0	0	1	13	17	4.50	2.500					
	2.0		7	0	0	0	1	2	0	0	0	0	0	7	15	0.00	1.000					

San Francisco Giants @ Philadelphia Phillies
 Connie Mack Stadium, Philadelphia, PA

Thu Jul 12 1962, 7:05 PM EDT
 Att: 17,151 - Unknown

livebaseballscorecards.com

AB	34
R	5
H	11
RBI	5
BB	5
SO	6
LOB	14



BOTTOM

San Francisco Giants @ Philadelphia Phillies
Connie Mack Stadium, Philadelphia, PA

Thu Jul 12 1962, 7:05 PM EDT
Att. 17,151 - Unknown

livebaseballscorecards.com

AB	34
R	3
H	9
RBI	3
BB	2
SO	3
LOB	17



WP:	0	PA:	37
PB:	0	SB:	1
CS:	0		

AB R H RBI BB SO LOB

5	0	1	0	0	0	1
4	0	0	0	0	0	1
4	0	2	0	0	0	0
4	1	1	1	0	0	3
4	1	2	0	0	0	2
3	1	2	1	0	1	0
3	0	0	0	1	0	4
2	0	0	0	0	1	3
1	0	1	1	1	0	0
1	0	0	0	0	0	0
1	0	0	0	0	0	1
0	0	0	0	0	0	0
1	0	0	0	0	0	1

Batter	1	2	3	4	5	6	7	8	9
Tony Taylor, R (1, 4) OBP: 0.362, SLG: 0.382	0-0 1B 1B		0-0 F9		0-0 4-3		0-0 6-3		0-0 F9
Johnny Callison, L (1, 9) OBP: 0.368, SLG: 0.480	0-0 F9		0-0 4-3		0-0 F7			0-0 G3	
Tony Gonzalez, L (1, 8) OBP: 0.368, SLG: 0.451	0-0 1-2 1B		0-0 F8			0-0 G6-4-3 1B		0-0 6-3	
Roy Sievers, R (1, 3) OBP: 0.334, SLG: 0.422	0-0 F9			0-0 F9		0-0 G6-4-3 1-2f		0-0 HR	
Clay Dalrymple, L (1, 2) OBP: 0.418, SLG: 0.450	0-0 6-3			0-0 FC4-6 HBP 1B		0-0 3-1		0-0 1B 2B	
Don Demeter, R (1, 5) OBP: 0.351, SLG: 0.505		0-3 K		1-0 FC4-6 1-2 HBP			0-0 2B 1B	0-0 2-H 1B	
Ted Savage, R (1, 7) OBP: 0.364, SLG: 0.433		4-0 S BB		0-0 FC4-6 1-2f 2-3			0-0 F9	0-0 F8	
Bobby Wine, R (1, 6) OBP: 0.245, SLG: 0.318		0-0 F9		0-3 K			0-0 1-H 2B	4-0 G5-4-3 BB	
Billy Klaus, L (7, PH) OBP: 0.291, SLG: 0.313 (8, 6)		0-0 F9		0-0 K			0-0 F7	0-0 G5-4-3 1-2f	
Jack Hamilton, R (1, 1) OBP: 0.111, SLG: 0.059 (5, PH)		0-3 K				0-0 G3			
Frank Torres, L (6, 1) OBP: 0.390, SLG: 0.360 (6, 1)									
Paul Brown, R (7, PH) OBP: 0.273, SLG: 0.300 (7, PH)									
Wes Covington, L (8, 1) OBP: 0.306, SLG: 0.387 (8, 1)									
Jim Owens, R (9, PH) OBP: 0.200, SLG: 0.111 (9, PH)									
Jacke Davis, R (9, PH) OBP: 0.253, SLG: 0.282 (9, PH)									

Inning Stats	R: 0 E: 0 K: 0 S: 5	H: 2 LOB: 2 BB: 0 P: 5	R: 0 E: 0 K: 2 S: 7	H: 0 LOB: 1 BB: 1 P: 11	R: 0 E: 0 K: 0 S: 3	H: 0 LOB: 0 BB: 0 P: 3	R: 0 E: 0 K: 1 S: 6	H: 1 LOB: 2 BB: 0 P: 7	R: 0 E: 0 K: 0 S: 3	H: 0 LOB: 0 BB: 0 P: 3	R: 0 E: 0 K: 0 S: 3	H: 1 LOB: 0 BB: 0 P: 3	R: 1 E: 0 K: 0 S: 5	H: 2 LOB: 1 BB: 0 P: 5	R: 2 E: 0 K: 0 S: 6	H: 3 LOB: 1 BB: 0 P: 6	R: 0 E: 0 K: 0 S: 2	H: 0 LOB: 0 BB: 1 P: 6	1B: 6 2B: 2 3B: 0 HR: 1	SF: 0 SAC: 0 DP: 2 HBP: 1	WP: 0 PB: 0 SB: 1 CS: 0	PA: 37
--------------	------------------------------	---------------------------------	------------------------------	----------------------------------	------------------------------	---------------------------------	------------------------------	---------------------------------	------------------------------	---------------------------------	------------------------------	---------------------------------	------------------------------	---------------------------------	------------------------------	---------------------------------	------------------------------	---------------------------------	----------------------------------	------------------------------------	----------------------------------	--------

PITCHER	IP	WLS	BF	H	R	ER	SO	BB	IBB	HBP	BLK	WP	HR	S	P	ERA	WHIP
Jack Sanford, R (1, 1) ERA: 3.59	7.2	W	32	8	3	3	3	1	0	1	0	0	1	36	41	3.52	1.174
Stu Miller, R (8, 1) ERA: 3.86	1.1	S	5	1	0	0	0	1	0	0	0	0	0	4	8	0.00	1.500

1B:	6	SF:	0
2B:	2	SAC:	0
3B:	0	DP:	2
HR:	1	HBP:	1

WP:	0	PA:	37
PB:	0	SB:	1
CS:	0		

Batter	1	2	3	4	5	6	7	8	9	AB R H RBI BB SO LOB	TOP																						
Harvey Kuenn, R (1, 7) OBP: 0.390, SLG: 0.422	0-0 F8		0-0 6-3			0-0 6-3			0-0 1B	4 1 1 0 0 0 0																							
Jim Davenport, R (1, 5) OBP: 0.384, SLG: 0.515	4-0 HBP BB		0-0 F7			0-0 6-3			0-0 G6-4-3 1B	3 0 1 1 1 0 0																							
Willie Mays, R (1, 8) OBP: 0.385, SLG: 0.604	0-0 F7			0-0 6-3		0-0 6-3			0-0 G6-4-3 1-2f	4 0 0 0 0 0 2																							
Felipe Alou, R (1, 9) OBP: 0.369, SLG: 0.529	1-0			0-0			0-0 5-3		0-0	1 0 1 0 0 0 0																							
Manny Mota, R (7, PH) OBP: 0.266, SLG: 0.200				G6-3						1 0 0 0 0 0 0																							
Bob Nieman, R (9, PH) OBP: 0.316, SLG: 0.412	1-2 HBP			1B						1 0 1 0 0 0 0																							
Matty Alou, L (9, PR) OBP: 0.329, SLG: 0.324										0 0 0 0 0 0 0																							
Orlando Cepeda, R (1, 3) OBP: 0.349, SLG: 0.507	0-3 K			G6-3 1-2f			0-0 F8		0-0 P3	4 0 0 0 0 1 4																							
Ed Bailey, L (1, 2) OBP: 0.345, SLG: 0.503		0-3 K			0-3 K		0-3 K			3 0 0 0 0 3 0																							
Jose Pagan, R (1, 6) OBP: 0.336, SLG: 0.358		0-0 4-3			0-0 F9			0-0 F7		3 0 0 0 0 0 0																							
Chuck Hiller, L (1, 4) OBP: 0.338, SLG: 0.317		0-0 F2			0-0			0-0 F9		3 1 1 1 0 0 0																							
Billy O'Dell, S (1, 1) OBP: 0.200, SLG: 0.091			0-0 3-1		0-3 K			0-3 K		2 0 0 0 0 1 0																							
Don Larsen, R (8, PH) OBP: 0.263, SLG: 0.368 (8, 1)										1 0 0 0 0 1 0																							
Inning Stats	R: 0 E: 0 K: 1 S: 5	H: 0 LOB: 2 BB: 1 P: 10	R: 0 E: 0 K: 1 S: 5	H: 0 LOB: 0 BB: 0 P: 5	R: 0 E: 0 K: 0 S: 3	H: 0 LOB: 0 BB: 0 P: 3	R: 0 E: 0 K: 0 S: 3	H: 1 LOB: 0 BB: 0 P: 3	R: 1 E: 0 K: 2 S: 8	H: 1 LOB: 0 BB: 0 P: 8	R: 0 E: 0 K: 1 S: 5	H: 0 LOB: 0 BB: 0 P: 5	R: 0 E: 0 K: 1 S: 5	H: 0 LOB: 0 BB: 0 P: 5	R: 0 E: 0 K: 1 S: 5	H: 0 LOB: 0 BB: 0 P: 5	R: 1 E: 0 K: 0 S: 5	H: 3 LOB: 1 BB: 0 P: 5	1B: 3 2B: 0 3B: 1 HR: 1	SF: 0 SAC: 0 DP: 2 HBP: 1	WP: 0 PB: 0 SB: 0 CS: 0	PA: 32											
PITCHER Dennis Bennett, L (1, 1) ERA: 4.76	IP 9.0	WLS W	BF 32	H 5	R 2	ER 2	SO 6	BB 1	IBB 0	HBP 1	BLK 0	WP 0	HR 1	S 42	P 47	ERA 2.00	WHIP 0.667																
											PITCHER	IP	WLS	BF	H	R	ER	SO	BB	IBB	HBP	BLK	WP	HR	S	P	ERA	WHIP					

San Francisco Giants @ Philadelphia Phillies
 Connie Mack Stadium, Philadelphia, PA

Fri Jul 13 1962, 7:05 PM EDT
 Att. 18,693 - Unknown

livebaseballscorecards.com

AB	30
R	2
H	5
RBI	2
BB	1
SO	6
LOB	6



Batter	1	2	3	4	5	6	7	8	9
Tony Taylor, R (1, 4) OBP: 0.361, SLG: 0.378	0-3 K		0-0 FC3-2 1B		0-0 6-3		4-0 BB		
Johnny Callison, L (1, 9) OBP: 0.364, SLG: 0.474	0-0 F7		0-0 P4		0-0 4-3		0-0 F7		
Ted Savage, R (1, 7) OBP: 0.363, SLG: 0.429	0-0 6-3		0-0 1B		0-0 F7		0-0 4-3		
Roy Sievers, R (1, 3) OBP: 0.337, SLG: 0.423		0-0 F8	0-0 1B		0-0 F9		0-0 1B		
Jacke Davis, R (8, PR) OBP: 0.253, SLG: 0.282			1-2 3-H						
Frank Torre, L (9, 3) OBP: 0.390, SLG: 0.360									
Don Demeter, R (1, 5) OBP: 0.350, SLG: 0.505		0-0 6-3	0-0 F8		0-0 2B		0-3 K		
Tony Gonzalez, L (1, 8) OBP: 0.366, SLG: 0.448		0-0 6-3		0-0 4-3		0-0 F7		0-0 1B	
Sammy White, R (1, 2) OBP: 0.247, SLG: 0.348			0-0 1B	0-0 F4		0-0 4-3		0-0 FC6-4 1B	
Bobby Wine, R (1, 6) OBP: 0.255, SLG: 0.333			0-0 FC3-2 1B	0-0 1B		0-0 FC1-5 2B		0-0 FC6-4 1B	
Dennis Bennett, L (1, 1) OBP: 0.233, SLG: 0.179			0-0 1B	0-0 F7		0-0 FC1-5 BB			

AB	R	H	RBI	BB	SO	LOB
3	1	0	0	1	1	3
4	0	0	0	0	0	5
4	0	1	2	0	0	2
4	0	2	1	0	0	0
0	0	0	0	0	0	0
0	0	0	0	0	0	0
4	0	1	0	0	1	3
4	0	1	0	0	0	1
4	0	2	0	0	0	1
4	1	3	0	0	0	2
3	1	1	0	0	0	2

BOTTOM

San Francisco Giants @ Philadelphia Phillies
 Connie Mack Stadium, Philadelphia, PA

Fri Jul 13 1962, 7:05 PM EDT
 Att. 18,693 - Unknown

livebaseballscorecards.com

AB	34
R	3
H	11
RBI	3
BB	1
SO	2
LOB	19



Inning Stats		R: 0	H: 0	E: 0	LOB: 0	K: 1	BB: 0	S: 5	P: 5
Inning Stats		R: 0	H: 0	E: 0	LOB: 0	K: 0	BB: 0	S: 3	P: 3
Inning Stats		R: 3	H: 5	E: 0	LOB: 2	K: 0	BB: 0	S: 8	P: 8
Inning Stats		R: 0	H: 1	E: 0	LOB: 1	K: 0	BB: 0	S: 4	P: 4
Inning Stats		R: 0	H: 0	E: 0	LOB: 0	K: 0	BB: 0	S: 3	P: 3
Inning Stats		R: 0	H: 1	E: 0	LOB: 1	K: 0	BB: 0	S: 4	P: 4
Inning Stats		R: 0	H: 1	E: 0	LOB: 2	K: 0	BB: 1	S: 4	P: 8
Inning Stats		R: 0	H: 3	E: 0	LOB: 2	K: 1	BB: 0	S: 7	P: 7

PITCHER	IP	WLS	BF	H	R	ER	SO	BB	IBB	HBP	BLK	WP	HR	S	P	ERA	WHIP
Billy O'Dell, L (1, 1) ERA: 3.1	7.0	L	30	8	3	3	1	1	0	0	0	0	0	31	35	3.86	1.286
Don Larsen, R (8, 1) ERA: 5.4	1.0		5	3	0	0	1	0	0	0	0	0	0	7	7	0.00	3.000

PITCHER	IP	WLS	BF	H	R	ER	SO	BB	IBB	HBP	BLK	WP	HR	S	P	ERA	WHIP

WP	PA	3B	SF	SAC	DP	HBP	CS
0	35	0	0	0	0	0	0

Batter	1	2	3	4	5	6	7	8	9	10	AB R H RBI BB SO LOB	TOP													
Chuck Hiller, L (1, 4) <small>OBP: 0.333, SLG: 0.312</small>	0-0 4-3		0-0 F6			0-0 G3	0-0 4-3		0-0 F5		5 0 0 0 0 0 3	San Francisco Giants @ Philadelphia Phillies Connie Mack Stadium, Philadelphia, PA Sat Jul 14 1962, 3:33 AM EDT Att: 7,716 - Unknown													
Jim Davenport, R (1, 5) <small>OBP: 0.391, SLG: 0.518</small>	0-0 F9			0-0 FC1-5 1B		4-0 BB	0-0 2-H 1B		0-0 6-3 1B	4 0 3 1 1 0 0															
Matty Alou, L (1, 9) <small>OBP: 0.326, SLG: 0.321</small>	0-0 F8			0-0 FC1-5 1B		0-0 F5	0-0 G3		0-0 6-3 1-2	4 0 1 0 0 0 3															
Stu Miller, R (7, 1) <small>OBP: 0.250, SLG: 0.182</small>										1 0 0 0 0 0 1															
Willie Mays, R (1, 8) <small>OBP: 0.368, SLG: 0.602</small>		0-0 F9		0-0 FC1-5 G4-6-3 1-2 2-3f			0-0 F9 1B	4-0 G4-6-3 BB	4-0 1B IBB	3 1 1 0 2 0 2															
Willie McCovey, L (1, 3) <small>OBP: 0.385, SLG: 0.629</small>		0-0 F7		0-0 G4-6-3 1-2f			0-0 1B 1B	0-0 G4-6-3	0-0 F4	5 1 1 0 0 0 5															
Felipe Alou, R (10, 9) <small>OBP: 0.369, SLG: 0.529</small>							0-0 1B 1B	0-0 1-2f		0 0 0 0 0 0 0															
Harvey Kuenn, R (1, 7) <small>OBP: 0.387, SLG: 0.422</small>		0-0 2B			0-0 5-3		0-0 F9 2-3	0-0 6-3	0-0 5-3	5 0 1 0 0 0 4															
Tom Haller, L (1, 2) <small>OBP: 0.404, SLG: 0.487</small>		0-0 1-3			0-0 F9		0-0 1B 1B			4 1 2 1 0 0 1															
Jose Pagan, R (1, 6) <small>OBP: 0.334, SLG: 0.356</small>			0-3 K		0-0 4-3		0-0 1B 1B		0-0 FC3-6 1B	2 0 0 0 0 1 0															
Ed Bailey, L (7, PH) <small>OBP: 0.348, SLG: 0.505</small>							0-0 2-3 3-H		0-0 FC3-6 FC4	1 0 1 1 0 0 0															
Ernie Bowman, R (7, PR) <small>OBP: 0.091, SLG: 0.091</small>							0-0 1B 1B		0-0 1-2f	1 1 0 0 0 0 1															
Juan Marichal, R (1, 1) <small>OBP: 0.291, SLG: 0.275</small>			0-0 F9			0-0 F4	0-0 2-H 3-H 1B 4-3 1B		0-0 FC4	1 0 0 0 0 0 0															
Don Larsen, R (4, 1) <small>OBP: 0.293, SLG: 0.368</small>									0-0 1-2f	0 0 0 0 0 0 0															
Manny Mota, R (6, PH) <small>OBP: 0.293, SLG: 0.197</small>										1 0 0 0 0 0 0															
Mike McCormick, L (6, 1) <small>OBP: 0.298, SLG: 0.273</small>										0 0 0 0 0 0 0															
Orlando Cepeda, R (7, PH) <small>OBP: 0.350, SLG: 0.507</small>										2 1 1 2 0 0 1															
Inning Stats	R: 0 E: 0 K: 0 S: 3	H: 0 LOB: 0 BB: 0 P: 3	R: 0 E: 0 K: 0 S: 4	H: 1 LOB: 1 BB: 0 P: 4	R: 0 E: 0 K: 1 S: 5	H: 0 LOB: 0 BB: 0 P: 5	R: 0 E: 0 K: 0 S: 4	H: 2 LOB: 1 BB: 0 P: 4	R: 0 E: 0 K: 0 S: 3	H: 0 LOB: 0 BB: 0 P: 3	R: 0 E: 0 K: 0 S: 3	H: 0 LOB: 1 BB: 1 P: 7	R: 5 E: 0 K: 0 S: 9	H: 6 LOB: 2 BB: 0 P: 9	R: 0 E: 0 K: 0 S: 2	H: 0 LOB: 0 BB: 1 P: 6	R: 0 E: 1 K: 0 S: 4	H: 1 LOB: 1 BB: 0 P: 4	R: 0 E: 0 K: 0 S: 4	H: 1 LOB: 2 BB: 1 P: 8	1B: 10 2B: 1 3B: 0 HR: 0	SF: 0 SAC: 0 DP: 2 HBP: 0	WP: 0 PB: 0 SB: 0 CS: 0	PA: 42	
PITCHER Dallas Green, R (1, 1) <small>ERA: 3.8</small>	IP: 6.1 WLS: 26 BF: 7	H: 7 R: 4	ER: 4 SO: 1	BB: 1 IBB: 0	HBP: 0 BLK: 0	WP: 0 HR: 0	S: 27 P: 31	ERA: 5.68 WHIP: 1.263	PITCHER Jack Baldschun, R (7, 1) <small>ERA: 3.14</small>	IP: 3.2 WLS: 16 BF: 4	H: 1 R: 1	ER: 1 SO: 0	BB: 1 IBB: 0	HBP: 0 BLK: 0	WP: 0 HR: 0	S: 14 P: 22	ERA: 2.46 WHIP: 1.364								

livebaseballscores.com

AB	39
R	5
H	11
RBI	5
BB	3
SO	1
LOB	21



BOTTOM

San Francisco Giants @ Philadelphia Phillies
Connie Mack Stadium, Philadelphia, PA

Sat Jul 14 1962, 3:33 AM EDT
Att. 7,716 - Unknown

livebaseballscorecards.com

AB 37
R 6
H 10
RBI 6
BB 5
SO 7
LOB 16



WP: 0 PA: 44
PB: 0
SB: 0
CS: 1

AB R H RBI BB SO LOB

4 0 0 0 1 2 2

4 2 1 0 1 0 2

5 2 2 2 0 0 1

4 1 2 2 1 1 1

4 0 0 0 1 1 2

4 0 2 1 0 1 1

3 0 0 0 1 1 3

5 0 2 1 0 0 1

2 0 1 0 0 1 1
1 0 0 0 0 0 0

Batter	1	2	3	4	5	6	7	8	9	10
Tony Taylor, R (1, 4) OBP: 0.359, SLG: 0.373	0-3 K		0-0 4-3	0-0 6-3		4-0 G4-6-3 BB			0-3 K	
Johnny Callison, L (1, 9) OBP: 0.364, SLG: 0.472	4-0 HR BB		0-0 G3 HR 1B		0-0 3-1	0-0 G4-6-3 1-2f			0-0 F3	
Tony Gonzalez, L (1, 8) OBP: 0.367, SLG: 0.457	0-0 1-H HR		0-0 G3 1-2		0-0 BB 1B 1B		0-0 4-3		0-0 G3	
Roy Sievers, R (1, 3) OBP: 0.341, SLG: 0.436 Billy Klaus, L (10, PR) OBP: 0.291, SLG: 0.313	0-3 K		0-0 HR		0-0 F8		4-0 G3 BB		0-0 FC1-6 1B	
Clay Dalrymple, L (1, 2) OBP: 0.414, SLG: 0.441 Jacke Davis, R (10, PR) OBP: 0.253, SLG: 0.282	0-3 K		0-0 G3		4-0 1B BB		0-0 G3 1-2		0-0 FC1-6 HBP 1B	
Don Demeter, R (1, 5) OBP: 0.354, SLG: 0.505		0-0 F7		0-0 1B 1B		0-0 1-2 2-H 1B		0-3 K	1-0 1B HBP	
Ted Savage, R (1, 7) OBP: 0.361, SLG: 0.423 Wes Covington, L (10, PH) OBP: 0.306, SLG: 0.385		4-0 CS BB		0-0 F7		0-3 K		0-0 6-3	0-0 F8	
Bobby Wine, R (1, 6) OBP: 0.259, SLG: 0.340		0-0 1-2 2B		0-0 F8		0-0 E6 SH3-4		0-0 6-3	0-0 1-2 2-H 1B	
Dallas Green, L (1, 1) OBP: 0.313, SLG: 0.154 Jack Baldschun, R (7, 1)		0-3 K		0-0 1B		0-0 SH3-4		0-0 2-3		

Inning Stats	R: 2	H: 1	E: 0	LOB: 0	K: 3	S: 10	P: 14	R: 0	H: 1	E: 0	LOB: 1	K: 1	S: 5	P: 9	R: 2	H: 2	E: 0	LOB: 0	K: 0	S: 5	P: 5	R: 0	H: 2	E: 0	LOB: 2	K: 0	S: 5	P: 5	R: 1	H: 2	E: 0	LOB: 2	K: 1	S: 7	P: 11	R: 0	H: 0	E: 1	LOB: 1	K: 0	S: 3	P: 7	R: 0	H: 0	E: 0	LOB: 1	K: 1	S: 5	P: 9	R: 0	H: 0	E: 0	LOB: 0	K: 0	S: 3	P: 3	R: 0	H: 0	E: 0	LOB: 0	K: 1	S: 5	P: 5	R: 1	H: 2	E: 0	LOB: 2	K: 0	S: 4	P: 5	1B: 7	2B: 1	3B: 0	HR: 2	SF: 0	SAC: 1	DP: 1	HBP: 1
--------------	------	------	------	--------	------	-------	-------	------	------	------	--------	------	------	------	------	------	------	--------	------	------	------	------	------	------	--------	------	------	------	------	------	------	--------	------	------	-------	------	------	------	--------	------	------	------	------	------	------	--------	------	------	------	------	------	------	--------	------	------	------	------	------	------	--------	------	------	------	------	------	------	--------	------	------	------	-------	-------	-------	-------	-------	--------	-------	--------

PITCHER	IP	WLS	BF	H	R	ER	SO	BB	IBB	HBP	BLK	WP	HR	S	P	ERA	WHIP
Juan Marichal, R (1, 1) ERA: 3.13	3.2		18	6	4	4	4	2	0	0	0	0	2	24	32	9.82	2.182
Don Larsen, R (4, 1) ERA: 5.43	1.1		7	2	1	1	1	1	0	0	0	0	0	8	12	6.75	2.250
Mike McCormick, L (6, 1) ERA: 5.05	1.0		4	0	0	0	0	1	0	0	0	0	0	3	7	0.00	1.000
Stu Miller, R (7, 1) ERA: 3.77	3.2	L	15	2	1	1	2	1	0	1	0	0	0	17	22	2.46	0.818

Batter	1	2	3	4	5	6	7	8	9	AB R H RBI BB SO LOB	TOP
Chuck Hiller, L (1, 4) <small>OBP: 0.332, SLG: 0.314</small>	0-0 		0-0 			0-0 		0-0 		4 0 1 0 0 0 1	
Jim Davenport, R (1, 5) <small>OBP: 0.392, SLG: 0.524</small>	0-0 		0-0 			0-0 		0-0 		4 1 2 0 0 0 1	
Matty Alou, L (1, 9) <small>OBP: 0.344, SLG: 0.333</small>	1-0 			0-0 		0-0 		0-0 		3 1 2 0 0 0 1	
Willie Mays, R (1, 8) <small>OBP: 0.384, SLG: 0.597</small>	0-0 			0-0 		0-3 		0-0 		3 0 0 1 0 1 4	
Willie McCovey, L (1, 3) <small>OBP: 0.381, SLG: 0.617</small>	0-0 			0-0 		0-0 		0-0 		4 0 1 1 0 0 1	
Felipe Alou, R (1, 7) <small>OBP: 0.365, SLG: 0.522</small>	0-0 	0-0 		0-0 		0-3 		0-0 		4 0 0 0 0 1 1	
Tom Haller, L (1, 2) <small>OBP: 0.413, SLG: 0.517</small>		0-0 			0-0 	4-0 		0-0 		3 1 2 1 1 0 0	AB 32 R 3 H 9 RBI 3 BB 1 SO 4 LOB 11
Jose Pagan, R (1, 6) <small>OBP: 0.331, SLG: 0.353</small> Ed Bailey, L (9, PH) <small>OBP: 0.347, SLG: 0.503</small>		0-0 			0-0 	0-0 		0-3 		3 0 0 0 0 0 2 1 0 0 0 0 1 0	
Billy Pierce, L (1, 1) <small>OBP: 0.385, SLG: 0.304</small> Jim Duffalo, R (4, 1) <small>OBP: 0.263, SLG: 0.368</small> Don Larsen, R (4, 1) <small>OBP: 0.390, SLG: 0.389</small> Bob Nieman, R (5, PH) <small>OBP: 0.390, SLG: 0.389</small> Mike McCormick, L (5, 1) <small>OBP: 0.298, SLG: 0.273</small> Harvey Kuenn, R (8, PH) <small>OBP: 0.385, SLG: 0.420</small> Bob Garibaldi, L (8, 1)			0-0 		0-3 		0-0 		1 0 1 0 0 0 0 0 0 0 0 0 0 0 0 0 0 0 0 0 0 1 0 0 0 0 1 0 0 0 0 0 0 0 0 0 0 0 0 0 0 0 1 0 0 0 0 0 0 0 0 0 0 0 0 0		
Inning Stats	R: 2 H: 2 E: 0 LOB: 0 K: 0 BB: 0 S: 4 P: 5	R: 0 H: 0 E: 0 LOB: 0 K: 0 BB: 0 S: 3 P: 3	R: 0 H: 1 E: 0 LOB: 0 K: 0 BB: 0 S: 3 P: 3	R: 0 H: 1 E: 0 LOB: 1 K: 0 BB: 0 S: 4 P: 4	R: 0 H: 1 E: 0 LOB: 0 K: 1 BB: 0 S: 5 P: 5	R: 0 H: 1 E: 0 LOB: 1 K: 1 BB: 0 S: 6 P: 6	R: 0 H: 0 E: 0 LOB: 1 K: 1 BB: 1 S: 5 P: 9	R: 0 H: 2 E: 0 LOB: 2 K: 0 BB: 0 S: 5 P: 5	R: 1 H: 1 E: 0 LOB: 0 K: 1 BB: 0 S: 6 P: 6	1B: 5 SF: 1 2B: 3 SAC: 0 3B: 0 DP: 2 HR: 1 HBP: 1	WP: 1 PA: 36 PB: 1 SB: 0 CS: 0
PITCHER Jay Hook, R (1, 1) <small>ERA: 5.6</small>	IP 9.0 WLS W BF 35 H 9 R 3 ER 3 SO 4 BB 1 IBB 0 HBP 1 BLK 0 WP 1 HR 1 S 41 P 46 ERA 3.00 WHIP 1.111					PITCHER					IP WLS BF H R ER SO BB IBB HBP BLK WP HR S P ERA WHIP

San Francisco Giants @ New York Mets
 Polo Grounds, New York, NY
 Sun Jul 15 1962, 3:33 AM EDT
 Unknown

livebaseballscorecards.com

Batter	1	2	3	4	5	6	7	8	9	AB	R	H	RBI	BB	SO	LOB
Richie Ashburn, L OBP: 0.413, SLG: 0.438 (1, 8)	4-0 BB G4-6-3		0-0 1-2f G4-3	4-0 1-2 2-3 3-H BB G5-4-3		4-0 BB BB BB E BB				1	0	0	1	3	0	2
Charlie Neal, R OBP: 0.326, SLG: 0.372 (1, 4)	0-0 1-2f G4-6-3			1B BB G5-4-3		0-3 1-2 K				3	1	0	0	1	1	5
Cliff Cook, R OBP: 0.260, SLG: 0.345 (1, 9)	0-0 F3			0-0 1-2 2B 1B	0-0 6-3				0-0 5-3	4	1	1	0	0	0	0
Frank Thomas, R OBP: 0.358, SLG: 0.514 (1, 3)		0-0 4-3		0-0 1B 1B 2B	0-0 1B G1-2-3 2B			0-0 G4-6-3 1B		4	1	3	2	0	0	0
Felix Mantilla, R OBP: 0.327, SLG: 0.411 (1, 5)		4-0 BB FC5-4 BB		0-0 2-3 1B	4-0 1B BB			0-0 G4-6-3 1B		2	1	1	0	2	0	1
Joe Christopher, R OBP: 0.283, SLG: 0.321 (1, 7)		0-0 FC5-4		4-0 E 1B FC4-2 IBB	0-0 1-2 2-3 1B			0-0 B2-3		1	0	0	0	0	0	1
Gene Woodling, L OBP: 0.384, SLG: 0.404 (4, PH)		0-0 CS							0-0 F9	0	0	0	0	1	0	0
Rod Kanehl, R OBP: 0.309, SLG: 0.352 (5, 7)		1-2f CS		0-0 1-2 2-3 3-H BB 1B	0-0 G1-2-3				0-0 K2-3	2	0	1	0	0	0	0
Elio Chacon, R OBP: 0.351, SLG: 0.282 (1, 6)		0-0 1-2 CS		0-0 1-3 1B	0-0 E1 BB FC4-2			0-0 6-3		3	1	1	2	1	0	3
Chris Cannizzaro, R OBP: 0.338, SLG: 0.211 (1, 2)				0-0 1-2 2-3 3-H BB 1B				0-0 B1-3		4	0	1	0	0	1	2
Jay Hook, L OBP: 0.317, SLG: 0.243 (1, 1)				0-3 K	0-0 FC4-2 BB					3	0	0	0	0	1	5

Inning Stats	R: 0	H: 0	E: 0	LOB: 0	K: 0	BB: 1	S: 2	P: 6	R: 0	H: 0	E: 0	LOB: 0	K: 0	BB: 1	S: 2	P: 6	R: 0	H: 1	E: 0	LOB: 1	K: 1	BB: 1	S: 5	P: 9	R: 5	H: 4	E: 1	LOB: 2	K: 0	BB: 3	S: 7	P: 19	R: 0	H: 2	E: 0	LOB: 2	K: 0	BB: 1	S: 4	P: 8	R: 0	H: 0	E: 1	LOB: 1	K: 1	BB: 1	S: 5	P: 9	R: 0	H: 1	E: 0	LOB: 0	K: 0	BB: 0	S: 3	P: 3	R: 0	H: 0	E: 0	LOB: 0	K: 1	BB: 0	S: 5	P: 5
--------------	------	------	------	--------	------	-------	------	------	------	------	------	--------	------	-------	------	------	------	------	------	--------	------	-------	------	------	------	------	------	--------	------	-------	------	-------	------	------	------	--------	------	-------	------	------	------	------	------	--------	------	-------	------	------	------	------	------	--------	------	-------	------	------	------	------	------	--------	------	-------	------	------


PITCHER	IP	WLS	BF	H	R	ER	SO	BB	IBB	HBP	BLK	WP	HR	S	P	ERA	WHIP
Billy Pierce, L ERA: 4.14 (1, 1)	3.0	L	14	4	4	4	1	4	0	0	0	0	0	12	28	12.00	2.667
Jim Duffalo, R ERA: 3.6 (4, 1)	0.1		5	1	1	0	0	1	1	0	0	0	0	3	11	0.00	6.000
Don Larsen, R ERA: 5.37 (4, 1)	0.2		1	0	0	0	0	0	0	0	0	0	0	1	1	0.00	0.000
Mike McCormick, L ERA: 4.84 (5, 1)	3.0		12	3	0	0	1	2	0	0	0	0	0	12	20	0.00	1.667
Bob Garibaldi, R ERA: (8, 1)	1.0		3	0	0	0	1	0	0	0	0	0	0	5	5	0.00	0.000

BOTTOM

San Francisco Giants @ New York Mets
Polo Grounds, New York, NY
Sun Jul 15 1962, 3:33 AM EDT
Unknown

AB	27
R	5
H	8
RBI	5
BB	8
SO	3
LOB	19

livebaseballscorecards.com



WP: 0	PA: 36
PB: 0	
SB: 1	
CS: 1	

San Francisco Giants @ New York Mets
 Polo Grounds, New York, NY

Sun Jul 15 1962, 3:38 AM EDT
 Att: 35,463 - Unknown



Batter	1	2	3	4	5	6	7	8	9	AB	R	H	RBI	BB	SO	LOB	TOP								
Harvey Kuenn, R (1, 9) OBP: 0.385, SLG: 0.432	0-0 4-3	0-0 2-H HR		0-0 F6		0-0 F4		0-0 WP 1B		5	1	2	2	0	0	0									
Jim Davenport, R (1, 5) OBP: 0.389, SLG: 0.519	0-0 5-3	0-0 5-3		0-0 F8			0-0 WP 1B	0-3 K		5	1	1	0	0	1	2									
Willie Mays, R (1, 8) OBP: 0.386, SLG: 0.596	0-0 1B		4-0 S 1B BB		0-3 K		0-0 F2 1-2	0-0 1B		4	1	2	0	1	1	1									
Orlando Cepeda, R (1, 3) OBP: 0.351, SLG: 0.514		0-0 F8	0-0 F3		0-0 E 1B		0-0 2-H HR	0-0 F4		5	2	2	2	0	0	4									
Felipe Alou, R (1, 7) OBP: 0.368, SLG: 0.527		0-0 BB FC5-4 1B	0-0 F8		0-0 E4 1-H 2B		0-0 F8 E 1B		0-0 F8	5	1	3	1	0	0	1									
John Orsino, R (1, 2) OBP: 0.400, SLG: 0.250		4-0 FC5-4 BB 1-2	0-0 1B 1-H		0-3 K		0-0 F8 1-3	0-0 F3		4	0	1	1	1	1	2									
Jose Pagan, R (1, 6) OBP: 0.332, SLG: 0.353		0-0 FC5-4 1B 2B 1-2 2-H	0-0 1B 1-2		0-0 6-3		0-0 F9		0-0 1B	5	1	2	1	0	0	3									
Ernie Bowman, R (1, 4) OBP: 0.133, SLG: 0.133		0-0 2B 1B	0-0 F7		0-0 F5			0-0 F7		4	1	1	0	0	0	2									
Willie McCovey, L (9, PH) OBP: 0.379, SLG: 0.612		1-3 2B 1B							0-0 G3	1	0	0	0	0	0	1									
Chuck Hiller, L (9, 4) OBP: 0.332, SLG: 0.314										0	0	0	0	0	0	0									
Bobby Bolin, R (1, 1) OBP: 0.286, SLG: 0.308		0-0 1-H 3-H HR 2B		0-0 F6		0-3 K		0-0 WP 1B 1B		4	1	2	2	0	1	0									
Stu Miller, R (8, 1) OBP: 0.250, SLG: 0.182										0	0	0	0	0	0	0									
Juan Marichal, R (8, 1) OBP: 0.291, SLG: 0.275										0	0	0	0	0	0	0									
Inning Stats	R: 0 E: 0 K: 0 S: 3	H: 1 LOB: 1 BB: 0 P: 3	R: 5 E: 0 K: 0 S: 7	H: 4 LOB: 0 BB: 1 P: 11	R: 1 E: 0 K: 0 S: 5	H: 2 LOB: 2 BB: 1 P: 9	R: 0 E: 0 K: 0 S: 3	H: 0 LOB: 0 BB: 0 P: 3	R: 1 E: 1 K: 2 S: 9	H: 2 LOB: 1 BB: 0 P: 9	R: 0 E: 0 K: 1 S: 5	H: 0 LOB: 0 BB: 0 P: 5	R: 2 E: 1 K: 0 S: 6	H: 3 LOB: 1 BB: 0 P: 6	R: 0 E: 0 K: 1 S: 8	H: 3 LOB: 3 BB: 0 P: 8	R: 0 E: 0 K: 0 S: 4	H: 1 LOB: 1 BB: 0 P: 4	1B: 12 2B: 2 3B: 0 HR: 2	SF: 0 SAC: 0 DP: 0 HBP: 0	WP: 2 PB: 0 SB: 1 CS: 0	PA: 44			
PITCHER	IP	WLS	BF	H	R	ER	SO	BB	IBB	HBP	BLK	WP	HR	S	P	ERA	WHIP								
Willard Hunter, L (1, 1) ERA: 9.08	2.0	L	11	5	5	5	0	1	0	0	0	0	1	10	14	22.50	3.000								
Ray Daviault, R (3, 1) ERA: 6.96	1.0		6	2	1	1	0	1	0	0	0	0	0	5	9	9.00	3.000								
Bob Moorhead, R (4, 1) ERA: 4.52	4.0		17	5	3	3	3	0	0	0	0	1	1	23	23	6.75	1.250								
Vinegar Bend Mizell, L (8, 1) ERA: 5.88	1.0		6	3	0	0	1	0	0	0	0	1	0	8	8	0.00	3.000								
Bob Miller, R (9, 1) ERA: 5.1	1.0		4	1	0	0	0	0	0	0	0	0	0	4	4	0.00	1.000								

livebaseballscorecards.com

AB	42
R	9
H	16
RBI	9
BB	2
SO	4
LOB	16

Batter	1	2	3	4	5	6	7	8	9	AB R H RBI BB SO LOB	TOP	
Chuck Hiller, L (1, 4) <small>OBP: 0.332, SLG: 0.319</small>	0-0 		0-0 			0-0 		0-0 		4 1 1 0 0 0 0		
Jim Davenport, R (1, 5) <small>OBP: 0.390, SLG: 0.519</small>	0-0 			0-0 		0-0 		0-0 		4 0 2 1 0 0 1		
Willie McCovey, L (1, 7) <small>OBP: 0.375, SLG: 0.600</small> Manny Mota, R (9, PR) <small>OBP: 0.263, SLG: 0.197</small>	0-3 			0-3 		0-0 		0-0 		4 0 1 0 0 2 3 0 1 0 0 0 0 0		
Willie Mays, R (1, 8) <small>OBP: 0.385, SLG: 0.592</small>	0-0 			0-0 			0-0 		0-0 		4 0 1 0 0 0 2	
Orlando Cepeda, R (1, 3) <small>OBP: 0.352, SLG: 0.512</small>		0-0 			0-0 		0-0 		4-0 		3 1 1 0 1 0 0	
Felipe Alou, R (1, 9) <small>OBP: 0.367, SLG: 0.523</small>		0-3 			0-0 		0-0 		0-0 		4 0 1 0 0 1 2	
Tom Haller, L (1, 2) <small>OBP: 0.416, SLG: 0.512</small>		0-0 			0-0 		0-3 		4-0 		3 0 1 0 1 1 1	
Jose Pagan, R (1, 6) <small>OBP: 0.329, SLG: 0.349</small>			0-0 		0-0 		0-3 		0-0 		4 0 0 0 0 1 4	
Jack Sanford, R (1, 1) <small>OBP: 0.204, SLG: 0.200</small> Don Larsen, R (7, 1) <small>OBP: 0.250, SLG: 0.350</small> Stu Miller, R (9, 1) <small>OBP: 0.250, SLG: 0.182</small> Bob Garibaldi, L (9, 1)			0-0 			0-3 		0-0 		2 0 0 0 0 1 0 1 0		
Inning Stats	R: 1 H: 2 E: 0 LOB: 0 K: 1 BB: 0 S: 6 P: 6	R: 0 H: 0 E: 0 LOB: 0 K: 1 BB: 0 S: 5 P: 5	R: 0 H: 0 E: 0 LOB: 0 K: 0 BB: 0 S: 3 P: 3	R: 0 H: 1 E: 0 LOB: 0 K: 1 BB: 0 S: 5 P: 5	R: 0 H: 1 E: 0 LOB: 1 K: 0 BB: 0 S: 4 P: 4	R: 0 H: 0 E: 1 LOB: 1 K: 1 BB: 0 S: 6 P: 6	R: 1 H: 3 E: 1 LOB: 1 K: 2 BB: 0 S: 9 P: 9	R: 0 H: 0 E: 0 LOB: 0 K: 0 BB: 0 S: 3 P: 3	R: 1 H: 1 E: 0 LOB: 2 K: 0 BB: 2 S: 4 P: 12	1B: 7 SF: 0 2B: 1 SAC: 0 3B: 1 DP: 2 HR: 0 HBP: 0	WP: 2 PA: 35 PB: 0 SB: 1 CS: 0	
PITCHER Roger Craig, R (1, 1) <small>ERA: 4.38</small> Bob Miller, R (8, 1) <small>ERA: 5.08</small>	IP WLS BF H R ER SO BB IBB HBP BLK WP HR S P ERA WHIP 7.0 L 26 7 2 1 6 0 0 0 0 0 0 0 38 38 1.29 1.000 2.0 9 1 1 1 0 1 1 0 0 2 0 7 15 4.50 1.000											

San Francisco Giants @ New York Mets
 Polo Grounds, New York, NY
 Mon Jul 16 1962, 7:05 PM EDT
 Att. 23,280 - Unknown

AB	33
R	3
H	8
RBI	1
BB	2
SO	6
LOB	13



BOTTOM

San Francisco Giants @ New York Mets
Polo Grounds, New York, NY
Mon Jul 16 1962, 7:05 PM EDT
Att. 23,280 - Unknown

livebaseballscores.com

AB 32
R 2
H 8
RBI 2
BB 4
SO 9
LOB 20



WP: 1 PA: 38
PB: 1
SB: 0
CS: 0

AB R H RBI BB SO LOB

5 0 1 1 0 1 3

5 0 2 0 0 1 2

4 0 0 0 0 0 2

4 0 0 0 0 2 2

3 1 2 0 0 0 0

0 0 0 0 0 0 0

1 0 0 0 0 0 1

2 1 2 0 1 0 0

2 0 1 1 1 1 1

1B: 7 SF: 0
2B: 2 SAC: 2
3B: 0 DP: 1
HR: 0 HBP: 0

1B: 7 SF: 0
2B: 2 SAC: 2
3B: 0 DP: 1
HR: 0 HBP: 0

Batter	1	2	3	4	5	6	7	8	9
Richie Ashburn, L (1, 9) OBP: 0.413, SLG: 0.433	0-3 K ①		0-0 6-3 ③			0-0 F9 ①	0-0 F3 ③		0-0 1B ①
Rod Kanehl, R (1, 8) OBP: 0.318, SLG: 0.366	0-3 K ②			0-0 F9 ①		0-0 1B ②		0-0 1B ①	0-0 F8 ③
Felix Mantilla, R (1, 5) OBP: 0.324, SLG: 0.406	0-0 5-3 ③			0-0 6-3 ②		0-0 F7 ②		0-0 F9 ①	
Frank Thomas, R (1, 7) OBP: 0.355, SLG: 0.505		0-3 K ①		0-0 F3 ③		0-0 G3 ③		0-3 K ②	
Mary Throneberry, L (1, 3) OBP: 0.313, SLG: 0.384		0-0 F8 ②			0-0 SH3-4 ①		0-0 SH1-3 ①		0-0 6-3 ③
Joe Christopher, R (7, PR) OBP: 0.281, SLG: 0.318									
Chris Cannizzaro, R (8, 2) OBP: 0.342, SLG: 0.220									
Charlie Neal, R (1, 4) OBP: 0.328, SLG: 0.376					0-0 SH3-4 ①		0-0 SH1-3 ①		4-0 BB ①
Elio Chacon, R (1, 6) OBP: 0.354, SLG: 0.281					0-0 WP ①		0-0 SH1-3 ①		4-0 BB ①
Joe Pignatano, R (1, 2) OBP: 0.444, SLG: 0.385			0-3 K ①			4-0 B1-4 ①		4-0 IBB ①	0-0 B2 ①
Gene Woodling, L (7, PH) OBP: 0.389, SLG: 0.408									
Al Jackson, L (7, PR) OBP: 0.143, SLG: 0.150									
Bob Miller, R (8, 1) OBP: 0.227, SLG: 0.318									
Choo-Choo Coleman, L (9, PH)									
Roger Craig, R (1, 1) OBP: 0.119, SLG: 0.051			0-3 K ②			0-0 B1-4 ②			0-3 K ②
Jim Hickman, R (7, PH) OBP: 0.335, SLG: 0.433									

Inning Stats	R: 0	H: 0	E: 0	K: 2	S: 7	H: 0	LOB: 0	BB: 0	P: 7	R: 0	H: 1	E: 0	K: 2	S: 8	R: 0	H: 0	E: 0	K: 2	S: 7	R: 0	H: 0	E: 0	K: 0	S: 3	R: 1	H: 2	E: 0	K: 0	S: 4	R: 0	H: 1	E: 0	K: 0	S: 4	R: 0	H: 2	E: 0	K: 1	S: 7	R: 0	H: 1	E: 0	K: 1	S: 6	R: 1	H: 1	E: 0	K: 1	S: 6	R: 1	H: 1	E: 0	K: 1	S: 6	1B: 7	2B: 2	3B: 0	HR: 0	SF: 0	SAC: 2	DP: 1	HBP: 0	WP: 1	PB: 1	SB: 0	CS: 0	PA: 38
--------------	------	------	------	------	------	------	--------	-------	------	------	------	------	------	------	------	------	------	------	------	------	------	------	------	------	------	------	------	------	------	------	------	------	------	------	------	------	------	------	------	------	------	------	------	------	------	------	------	------	------	------	------	------	------	------	-------	-------	-------	-------	-------	--------	-------	--------	-------	-------	-------	-------	--------

PITCHER	IP	WLS	BF	H	R	ER	SO	BB	IBB	HBP	BLK	WP	HR	S	P	ERA	WHIP
Jack Sanford, R (1, 1) ERA: 3.5	6.0		24	6	1	1	6	1	0	0	0	1	0	35	39	1.50	1.167
Don Larsen, R (7, 1) ERA: 5.34	2.0		10	1	1	1	2	2	1	0	0	0	0	11	23	4.50	1.500
Stu Miller, R (9, 1) ERA: 3.73	0.2		3	1	0	0	1	0	0	0	0	0	0	5	5	0.00	1.500
Bob Garibaldi, R (9, 1) ERA:	0.1	S	1	0	0	0	0	0	0	0	0	0	0	1	1	0.00	0.000

Batter	1	2	3	4	5	6	7	8	9	AB R H RBI BB SO LOB	TOP	
Chuck Hiller, L (1, 4) <small>OBP: 0.331, SLG: 0.319</small>	0-0 		0-0 		0-0 			0-0 		4 0 1 0 0 0 1	San Francisco Giants @ Milwaukee Braves Milwaukee County Stadium, Milwaukee, WI Tue Jul 17 1962, 8:05 PM EDT Att. 14,584 - Unknown livebaseballscorecards.com	
Jim Davenport, R (1, 5) <small>OBP: 0.386, SLG: 0.512</small>	0-0 		0-0 			0-0 		0-0 		4 0 0 0 0 0 1		
Willie Mays, R (1, 8) <small>OBP: 0.384, SLG: 0.591</small>	0-0 		0-0 			0-0 		0-0 		4 1 1 0 0 0 1		
Orlando Cepeda, R (1, 3) <small>OBP: 0.354, SLG: 0.519</small>	0-0 			0-0 		0-0 		4-0 		3 2 1 2 1 0 0		
Felipe Alou, R (1, 9) <small>OBP: 0.369, SLG: 0.534</small>	0-0 			0-0 			0-0 	0-0 		3 1 2 1 0 0 0		
Harvey Kuenn, R (1, 7) <small>OBP: 0.380, SLG: 0.425</small>		0-0 		0-0 			0-0 	0-0 		4 0 0 0 0 0 1		
Tom Haller, L (1, 2) <small>OBP: 0.411, SLG: 0.500</small>		0-0 		0-0 			4-0 	0-0 		3 0 0 0 1 0 2		
Jose Pagan, R (1, 6) <small>OBP: 0.325, SLG: 0.345</small>		0-3 			0-3 		0-0 	0-0 		4 0 0 0 0 2 3		
Billy O'Dell, S (1, 1) <small>OBP: 0.208, SLG: 0.106</small> Bobby Bolin, R (9, 1) <small>OBP: 0.286, SLG: 0.308</small>			0-0 		0-0 		0-0 			3 0 1 0 0 0 1 0 0 0 0 0 0 0		
Inning Stats	R: 2 H: 2 E: 0 LOB: 0 K: 0 BB: 0 S: 5 P: 5	R: 0 H: 0 E: 0 LOB: 0 K: 1 BB: 0 S: 5 P: 5	R: 0 H: 1 E: 0 LOB: 1 K: 0 BB: 0 S: 4 P: 4	R: 0 H: 1 E: 0 LOB: 1 K: 0 BB: 0 S: 4 P: 4	R: 0 H: 1 E: 0 LOB: 0 K: 1 BB: 0 S: 5 P: 5	R: 0 H: 0 E: 0 LOB: 0 K: 0 BB: 0 S: 3 P: 3	R: 1 H: 1 E: 0 LOB: 1 K: 0 BB: 1 S: 4 P: 8	R: 0 H: 0 E: 2 LOB: 1 K: 0 BB: 1 S: 4 P: 8	R: 1 H: 0 E: 2 LOB: 1 K: 0 BB: 1 S: 4 P: 8	1B: 3 SF: 0 2B: 1 SAC: 1 3B: 0 DP: 1 HR: 2 HBP: 0	WP: 0 PA: 35 PB: 1 SB: 0 CS: 0	
PITCHER Warren Spahn, L (1, 1) <small>ERA: 3.34</small> Claude Raymond, R (9, 1) <small>ERA: 2.53</small>	IP WLS BF H R ER SO BB IBB HBP BLK WP HR S P ERA WHIP 8.0 0 30 6 3 3 2 1 0 0 0 0 2 33 37 3.38 0.875											PITCHER IP WLS BF H R ER SO BB IBB HBP BLK WP HR S P ERA WHIP 1.0 L 5 0 1 0 0 1 0 0 0 0 0 0 4 8 0.00 1.000



Batter	1	2	3	4	5	6	7	8	9	AB R H RBI BB SO LOB	TOP	
Chuck Hiller, L (1, 4) <small>OBP: 0.333, SLG: 0.323</small>	0-0 3-1		0-0 1B			0-0 6-3			0-0 2B	4 0 2 0 0 0 0	San Francisco Giants @ Milwaukee Braves Milwaukee County Stadium, Milwaukee, WI Wed Jul 18 1962, 8:05 PM EDT Att: 15,324 - Unknown livebaseballscorecards.com	
Jim Davenport, R (1, 5) <small>OBP: 0.384, SLG: 0.508</small>	4-0 BB		0-3 K			0-0 5-3		0-0 5-3	3 0 0 0 1 1 2			
Willie Mays, R (1, 8) <small>OBP: 0.380, SLG: 0.584</small>	0-0 F3		0-0 F9			0-0 6-3		0-0 6-3	4 0 0 0 0 0 3			
Willie McCovey, L (1, 7) <small>OBP: 0.372, SLG: 0.586</small>	4-0 BB			0-0 G3		0-0 F8		0-0 F7	3 0 0 0 1 0 1			
Orlando Cepeda, R (1, 3) <small>OBP: 0.351, SLG: 0.515</small>	0-3 K			0-3 K		0-0 F8			3 0 0 0 0 2 2			
Felipe Alou, R (1, 9) <small>OBP: 0.366, SLG: 0.529</small>		0-3 K		0-0 1-3		0-0 5-3			3 0 0 0 0 1 0			
Tom Haller, L (1, 2) <small>OBP: 0.404, SLG: 0.488</small> Ernie Bowman, R (8, 6) <small>OBP: 0.133, SLG: 0.133</small>		0-0 1-3			0-0 F8		0-0 4-3		3 0 0 0 0 0 0 0 0 0 0 0 0 0			
Jose Pagan, R (1, 6) <small>OBP: 0.324, SLG: 0.343</small> Ed Bailey, L (8, PH) <small>OBP: 0.345, SLG: 0.500</small>		0-0 5-3			0-3 K		0-0 G3		2 0 0 0 0 1 0 1 0 0 0 0 0 0			
Juan Marichal, R (1, 1) <small>OBP: 0.281, SLG: 0.264</small> Matty Alou, L (8, PH) <small>OBP: 0.341, SLG: 0.329</small> Bob Garibaldi, L (8, 1)			0-0 F8		0-0 G3		0-0 4-3		2 0 0 0 0 0 0 1 0 0 0 0 0 0 0 0 0 0 0 0 0			
Inning Stats	R: 0 H: 0 E: 1 LOB: 2 K: 1 BB: 2 S: 5 P: 13	R: 0 H: 0 E: 0 LOB: 0 K: 1 BB: 0 S: 5 P: 5	R: 0 H: 1 E: 0 LOB: 1 K: 1 BB: 0 S: 6 P: 6	R: 0 H: 0 E: 0 LOB: 0 K: 1 BB: 0 S: 5 P: 5	R: 0 H: 0 E: 0 LOB: 0 K: 1 BB: 0 S: 5 P: 5	R: 0 H: 0 E: 0 LOB: 0 K: 0 BB: 0 S: 3 P: 3	R: 0 H: 0 E: 0 LOB: 0 K: 0 BB: 0 S: 3 P: 3	R: 0 H: 0 E: 0 LOB: 0 K: 0 BB: 0 S: 3 P: 3	R: 0 H: 1 E: 0 LOB: 1 K: 0 BB: 0 S: 4 P: 4	1B: 1 SF: 0 2B: 1 SAC: 0 3B: 0 DP: 0 HR: 0 HBP: 0		WP: 0 PA: 31 PB: 0 SB: 0 CS: 0
PITCHER Bob Shaw, R (1, 1) <small>ERA: 2.19</small>	IP WLS BF H R ER SO BB IBB HBP BLK WP HR S P ERA WHIP 9.0 W 31 2 0 0 5 2 0 0 0 0 0 0 39 47 0.00 0.444											PITCHER IP WLS BF H R ER SO BB IBB HBP BLK WP HR S P ERA WHIP

Batter	1	2	3	4	5	6	7	8	9	AB	R	H	RBI	BB	SO	LOB
Roy McMillan, R OBP: 0.350, SLG: 0.371 (1, 6)	0-0 HR 1B	4-0 BB	0-0 F3		4-0 1-2 2-3 BB		0-0 FC6 1-2f			3	1	1	0	2	0	4
Lee Maye, L OBP: 0.276, SLG: 0.324 (1, 8)	0-0 HR 1B	0-0 F8		0-0 G3	0-0 4-3			4-0 1B SF7 BB		4	2	1	2	1	0	4
Eddie Mathews, L OBP: 0.377, SLG: 0.495 (1, 5)	0-0 1B 1B		0-0 1B 2B 1B	0-0 F9		0-0 3-1		0-0 1-3 WP 1B		5	1	3	0	0	0	0
Hank Aaron, R OBP: 0.380, SLG: 0.606 (1, 9)	0-0 F2		0-3 K	0-0 E S 1B		0-0 F3		0-0 SF7		4	0	1	1	0	1	2
Gus Bell, L OBP: 0.258, SLG: 0.308 (1, 7)	0-0 1-3 1B		0-0 1-2 2B 1B	0-0 F8		0-0 6-3		0-0 3-H F7		5	1	2	0	0	0	2
Joe Adcock, R OBP: 0.312, SLG: 0.435 Tommie Aaron, R OBP: 0.263, SLG: 0.331 (1, 3) (5, PR) (6, 3)	0-3 K		0-3 K		4-0 BB BB BB		0-0 5-3	0-0 F9 1-2		2	0	0	0	1	2	4
Frank Bolling, R OBP: 0.346, SLG: 0.447 (1, 4)	0-0 F9		0-0 1-H 2-H 1B 2B		0-0 F9		0-0 4-3 2B			4	1	2	2	0	0	3
Del Crandall, R OBP: 0.335, SLG: 0.377 (1, 2)		0-0 5-3	0-0 2-H 1B 1B		0-0 F9		0-0 4-3			4	0	1	1	0	0	2
Bob Shaw, R OBP: 0.262, SLG: 0.182 (1, 1)		0-0 1-3	0-0 1-2 1B		4-0 1-2 BB BB		4-0 BB FC6 BB			2	0	1	0	2	0	0

Inning Stats	R: 2	H: 4	E: 0	LOB: 2	K: 1	S: 9	P: 9	R: 0	H: 0	E: 0	LOB: 1	K: 0	BB: 1	S: 3	P: 7	R: 3	H: 5	E: 0	LOB: 2	K: 2	BB: 0	S: 12	P: 12	R: 0	H: 1	E: 0	LOB: 1	K: 0	BB: 0	S: 4	P: 4	R: 0	H: 0	E: 0	LOB: 3	K: 0	BB: 3	S: 3	P: 15	R: 0	H: 0	E: 0	LOB: 0	K: 0	BB: 0	S: 3	P: 3	R: 0	H: 1	E: 0	LOB: 2	K: 0	BB: 1	S: 4	P: 8	R: 1	H: 1	E: 0	LOB: 1	K: 0	BB: 1	S: 4	P: 8
--------------	------	------	------	--------	------	------	------	------	------	------	--------	------	-------	------	------	------	------	------	--------	------	-------	-------	-------	------	------	------	--------	------	-------	------	------	------	------	------	--------	------	-------	------	-------	------	------	------	--------	------	-------	------	------	------	------	------	--------	------	-------	------	------	------	------	------	--------	------	-------	------	------

PITCHER	IP	WLS	BF	H	R	ER	SO	BB	IBB	HBP	BLK	WP	HR	S	P	ERA	WHIP
Juan Marichal, R ERA: 3.24 (1, 1)	7.0	L	37	11	5	5	3	5	0	0	0	0	1	38	58	6.43	2.286
Bob Garibaldi, R ERA: 3.86 (8, 1)	1.0		5	1	1	1	0	1	0	0	0	1	0	4	8	9.00	2.000

BOTTOM

San Francisco Giants @ Milwaukee Braves
Milwaukee County Stadium, Milwaukee, WI

Wed Jul 18 1962, 8:05 PM EDT
Att. 15,324 - Unknown

AB	35
R	6
H	12
RBI	6
BB	6
SO	3
LOB	22



WP	HR	S	P	ERA	WHIP
1B: 9	SF: 1	WP: 1	PA: 42		
2B: 2	SAC: 0	PB: 0			
3B: 0	DP: 0	SB: 1			
HR: 1	HBP: 0	CS: 0			

Batter	1	2	3	4	5	6	7	8	9	AB R H RBI BB SO LOB	TOP																	
Harvey Kuenn, R (1, 7) OBP: 0.373, SLG: 0.417	0-0 5-3			0-0 5-3	0-3 K			0-0 F6	0-0 F3	5 0 0 0 0 1 4	San Francisco Giants @ Milwaukee Braves Milwaukee County Stadium, Milwaukee, WI Thu Jul 19 1962, 4:33 AM EDT Att. 14,158 - Unknown livebaseballscorecards.com																	
Jim Davenport, R (1, 5) OBP: 0.383, SLG: 0.508	0-3 K			0-0 F7	0-0 F8			0-0 3-1 1B 2B		4 1 1 0 0 1 3																		
Willie Mays, R (1, 8) OBP: 0.381, SLG: 0.590	0-3 K			0-0 HR				4-0 3-1 1B IBB		3 2 1 1 1 1 0																		
Orlando Cepeda, R (1, 3) OBP: 0.349, SLG: 0.512 Willie McCovey, L (4, 3) OBP: 0.367, SLG: 0.577			0-0 F3	0-0 5-3			0-0 F9	0-0 3-1		2 0 0 0 0 0 0 2 0 0 0 0 0 2																		
Felipe Alou, R (1, 9) OBP: 0.368, SLG: 0.529			0-0 F8		0-0 HBP 1B BB		0-0 P4	0-0 1B		4 1 2 2 0 0 0																		
John Orsino, R (1, 2) OBP: 0.333, SLG: 0.143			0-0 F7		4-0 HBP 1B BB		0-0 5-3			3 1 0 0 1 1 0																		
Chuck Hiller, L (1, 4) OBP: 0.333, SLG: 0.322 Ernie Bowman, R (5, PR) OBP: 0.235, SLG: 0.294			0-3 K		1-0 1B HBP		0-0 WP SH1-3 2B			1 0 0 0 0 1 0 2 1 2 0 0 0 0																		
Jose Pagan, R (1, 6) OBP: 0.326, SLG: 0.346			0-0 5-3		0-0 1B		0-0 SH1-3			3 1 2 3 0 0 0																		
Mike McCormick, L (1, 1) OBP: 0.200, SLG: 0.261 Don Larsen, R (4, 1) OBP: 0.250, SLG: 0.350 Matty Alou, L (5, PH) OBP: 0.337, SLG: 0.325 Bobby Bolin, R (5, 1) OBP: 0.313, SLG: 0.333			0-0 4-3		0-0 1-3		0-0 P3			1 0 0 0 0 0 0 0 0 0 0 0 0 0 1 0 0 0 0 0 3 2 0 1 1 0 0 0																		
Inning Stats	R: 0 E: 0 K: 2 S: 7	H: 0 LOB: 0 BB: 0 P: 7	R: 0 E: 0 K: 0 S: 3	H: 0 LOB: 0 BB: 0 P: 3	R: 0 E: 0 K: 1 S: 5	H: 0 LOB: 0 BB: 0 P: 5	R: 1 E: 0 K: 0 S: 4	H: 1 LOB: 0 BB: 0 P: 4	R: 2 E: 0 K: 1 S: 7	H: 2 LOB: 3 BB: 1 P: 12		R: 0 E: 0 K: 0 S: 3	H: 0 LOB: 0 BB: 0 P: 3	R: 1 E: 0 K: 0 S: 4	H: 1 LOB: 0 BB: 0 P: 4	R: 2 E: 0 K: 0 S: 4	H: 2 LOB: 1 BB: 1 P: 8	R: 1 E: 0 K: 1 S: 7	H: 3 LOB: 1 BB: 0 P: 7	1B: 6 2B: 2 3B: 0 HR: 1	SF: 0 SAC: 1 DP: 0 HBP: 1	WP: 1 PB: 0 SB: 0 CS: 2	PA: 37					
PITCHER	IP WLS BF H R ER SO BB IBB HBP BLK WP HR S P ERA WHIP																											
Denny Lemaster, L (1, 1) ERA: 3.46	4.0		17	3	3	3	3	1	0	1	0	0	0	1	21	26	6.75	1.000										
Carl Willey, R (5, 1) ERA: 5.84	4.2	L	19	6	4	4	2	0	1	0	0	1	0	22	26	7.71	1.286											
Hank Fischer, R (9, 1) ERA: 4.36	0.1		1	0	0	0	0	0	0	0	0	0	0	1	1	0.00	0.000											



BOTTOM

San Francisco Giants @ Milwaukee Braves
 Milwaukee County Stadium, Milwaukee, WI

Thu Jul 19 1962, 4:33 AM EDT
 Att. 14,158 - Unknown

livebaseballscorecards.com

AB	32
R	3
H	8
RBI	3
BB	3
SO	1
LOB	13



AB	R	H	RBI	BB	SO	LOB
2	0	1	0	0	0	0
2	0	0	0	0	0	2
3	0	0	0	0	0	1
2	0	0	0	2	0	0
4	1	1	1	0	0	4
4	0	1	0	0	0	2
4	1	1	0	0	0	1
3	1	3	1	1	0	0
4	0	0	1	0	1	2
2	0	0	0	0	0	1
1	0	1	0	0	0	0
0	0	0	0	0	0	0
1	0	0	0	0	0	0

Batter	1	2	3	4	5	6	7	8	9
Lou Johnson, R (1, 8) OBP: 0.667, SLG: 0.500 Tommie Aaron, R (5, PR) OBP: 0.260, SLG: 0.328 (6, 7)	0-0 L5		0-0 BB 1B		1-0 SH1-4 HBP	0-0 FC5-4 1-2f			0-0 F8
Roy McMillan, R (1, 6) OBP: 0.347, SLG: 0.367	0-0 P3		0-0 F8		0-0 SH1-4 1-2		0-0 6-3		
Eddie Mathews, L (1, 5) OBP: 0.379, SLG: 0.492	0-0 F8		4-0 BB		4-0 IBB		0-0 G3		
Hank Aaron, R (1, 9) OBP: 0.379, SLG: 0.610		0-0 HR	0-0 F4		0-0 F8		0-0 5-3		
Joe Adcock, R (1, 3) OBP: 0.311, SLG: 0.432		0-0 G6-4-3 1B		0-0 F8	0-0 F8			0-0 F8	
Frank Bolling, R (1, 4) OBP: 0.344, SLG: 0.443		0-0 G6-4-3 1-2f		0-0 1B 1-3 1B		0-0 F6		0-0 F6	
Lee Maye, L (1, 7) OBP: 0.300, SLG: 0.370 (6, 8)		0-0 HR		0-0 1B 1-3 1B		4-0 1B S BB		0-0 CS 1B	
Joe Torre, R (1, 2) OBP: 0.324, SLG: 0.328		0-3 K		0-0 1-3 1-2 3-H		0-0 F3		0-0 CS 1-2	0-0 F9
Denny Lemaster, R (1, 1) Carl Willey, R (5, 1) Hank Fischer, R (9, 1) Gus Bell, L (9, PH) OBP: 0.256, SLG: 0.307			0-0 F9	0-0 L3		0-0 FC5-4 1B 2-3			0-0 F8

Inning Stats	R: 0	H: 0	E: 0	K: 0	S: 3	R: 2	H: 3	E: 0	K: 1	S: 7	R: 0	H: 1	E: 0	K: 0	S: 4	R: 1	H: 2	E: 0	K: 0	S: 5	R: 0	H: 0	E: 0	K: 0	S: 3	R: 0	H: 1	E: 0	K: 0	S: 4	R: 0	H: 1	E: 0	K: 0	S: 3	R: 0	H: 1	E: 0	K: 0	S: 3	R: 0	H: 0	E: 0	K: 0	S: 3	R: 0	H: 0	E: 0	K: 0	S: 3
	LOB: 0	BB: 0	P: 3	LOB: 0	BB: 0	P: 7	LOB: 2	BB: 1	P: 8	LOB: 1	BB: 1	P: 5	LOB: 2	BB: 1	P: 8	LOB: 2	BB: 1	P: 8	LOB: 0	BB: 0	P: 3	LOB: 0	BB: 0	P: 3	LOB: 0	BB: 0	P: 3	LOB: 0	BB: 0	P: 3	LOB: 0	BB: 0	P: 3	LOB: 0	BB: 0	P: 3	LOB: 0	BB: 0	P: 3	LOB: 0	BB: 0	P: 3	LOB: 0	BB: 0	P: 3	LOB: 0	BB: 0	P: 3		

PITCHER	IP	WLS	BF	H	R	ER	SO	BB	IBB	HBP	BLK	WP	HR	S	P	ERA	WHIP
Mike McCormick, L (1, 1) ERA: 4.96	3.2		17	6	3	3	1	1	0	0	0	0	2	18	22	7.36	1.909
Don Larsen, R (4, 1) ERA: 5.3	0.1		1	0	0	0	0	0	0	0	0	0	1	1	1	0.00	0.000
Bobby Bolin, R (5, 1) ERA: 3.5	5.0	W	19	2	0	0	0	1	1	1	0	0	0	16	25	0.00	0.600

1B	2B	3B	HR	SF	SAC	DP	HBP
6	0	0	2	0	1	1	1
0	0	0	0	0	0	0	0
0	0	0	0	0	0	0	0
0	0	0	0	0	0	0	0

WP	PA	ERA	WHIP
0	38		
0			
1			
1			

Batter	1	2	3	4	5	6	7	8	9	AB R H RBI BB SO LOB	TOP		
Chuck Hiller, L (1, 4) <small>OBP: 0.333, SLG: 0.322</small> Bob Nieman, R (8, PH) <small>OBP: 0.286, SLG: 0.368</small> Ernie Bowman, R (8, 4) <small>OBP: 0.235, SLG: 0.294</small>	0-0 FC4-6 1B	0-0 F7			0-0 5-3			0-0 F7		3 0 1 0 0 0 1 1 0 0 0 0 0 0 0 0 0 0 0 0 0	San Francisco Giants @ Pittsburgh Pirates Forbes Field, Pittsburgh, PA Fri Jul 20 1962, 7:05 PM EDT Att: 37,705 - Unknown livebaseballscorecards.com		
Jim Davenport, R (1, 5) <small>OBP: 0.381, SLG: 0.503</small>	0-0 FC4-6 1-2f HR		0-0 6-3		0-0 1-3			4-0 2B E BB		3 2 0 0 1 0 1			
Willie Mays, R (1, 8) <small>OBP: 0.382, SLG: 0.600</small>	0-0 1-H HR		0-0 5-3		0-0 1-3			0-0 1-3 E 2B		4 2 2 2 0 0 0			
Willie McCovey, L (1, 7) <small>OBP: 0.373, SLG: 0.598</small> Harvey Kuenn, R (8, PH) <small>OBP: 0.375, SLG: 0.417</small> (8, 7)	0-0 F6		0-0 HR			4-0 G3 E FC9-2 BB		4-0 E3 IBB		2 1 1 1 1 0 0 0 0 0 0 1 0 0			
Felipe Alou, R (1, 9) <small>OBP: 0.364, SLG: 0.522</small>	0-0 6-3		0-0 F6			0-0 G3		0-3 K		4 0 0 0 0 1 4			
Orlando Cepeda, R (1, 3) <small>OBP: 0.348, SLG: 0.512</small>		0-0 F2		0-0 FC6-5-4 2B		0-0 FC9-2		0-0 E3		4 0 1 0 0 0 2			
Tom Haller, L (1, 2) <small>OBP: 0.406, SLG: 0.496</small>		0-0 1B 2B		0-0 F7			0-0 CS 1B	0-0 1-3		4 1 2 0 0 0 1			
Jose Pagan, R (1, 6) <small>OBP: 0.323, SLG: 0.342</small>		0-0 6-3		0-0 FC6-5-4 FC6-4		0-3 K		0-0 F4		4 0 0 0 0 1 3			
Jack Sanford, R (1, 1) <small>OBP: 0.211, SLG: 0.208</small> Don Larsen, R (7, 1) <small>OBP: 0.238, SLG: 0.333</small>		0-0 2-H 1B		0-0 FC6-4		0-0 F9		0-3 K		3 0 1 1 0 0 1 1 0 0 0 0 1 0			
Inning Stats	R: 2 H: 2 E: 0 LOB: 0 K: 0 BB: 0 S: 5 P: 5	R: 1 H: 2 E: 0 LOB: 1 K: 0 BB: 0 S: 5 P: 5	R: 1 H: 1 E: 0 LOB: 0 K: 0 BB: 0 S: 4 P: 4	R: 0 H: 1 E: 0 LOB: 1 K: 0 BB: 0 S: 4 P: 4	R: 0 H: 0 E: 0 LOB: 0 K: 0 BB: 0 S: 3 P: 3	R: 0 H: 0 E: 1 LOB: 0 K: 0 BB: 1 S: 2 P: 6	R: 0 H: 1 E: 0 LOB: 0 K: 1 BB: 0 S: 5 P: 5	R: 2 H: 1 E: 1 LOB: 1 K: 1 BB: 2 S: 6 P: 14	R: 0 H: 0 E: 0 LOB: 0 K: 1 BB: 0 S: 5 P: 5	1B: 3 SF: 0 2B: 4 SAC: 0 3B: 0 DP: 1 HR: 2 HBP: 0	WP: 0 PA: 36 PB: 0 SB: 0 CS: 1		
PITCHER	IP WLS BF H R ER SO BB IBB HBP BLK WP HR S P ERA WHIP											PITCHER	IP WLS BF H R ER SO BB IBB HBP BLK WP HR S P ERA WHIP
Vern Law, R (1, 1) <small>ERA: 3.51</small> Jack Lamabe, R (4, 1) <small>ERA: 2.38</small> Tom Sturdivant, R (5, 1) <small>ERA: 5.22</small> Diomedes Olivo, L (8, 1) <small>ERA: 2.45</small> Earl Francis, R (8, 1) <small>ERA: 3.24</small>	3.0 L 14 5 4 4 0 0 0 0 0 0 0 2 14 14 12.00 1.667												

Batter	1	2	3	4	5	6	7	8	9	AB	R	H	RBI	BB	SO	LOB
Bill Virdon, L OBP: 0.293, SLG: 0.385 (1, 8)	0-0 F7		0-0 6-3		0-3 K		0-0 6-3		0-0 6-3	4	1	1	1	0	1	0
Dick Groat, R OBP: 0.354, SLG: 0.354 (1, 6)	0-3 K		0-0 1B		4-0 G6-4-3 BB		0-0 6-3		0-0 6-3	3	0	1	1	1	1	0
Bob Skinner, L OBP: 0.411, SLG: 0.527 (1, 7)	4-0 BB		0-3 K		0-0 G6-4-3		0-0 6-3		0-0 6-3	3	0	0	0	1	1	2
Dick Stuart, R OBP: 0.291, SLG: 0.415 (1, 3)	0-3 K		0-3 K		4-0 FC3-6 BB		0-3 K		0-3 K	3	0	0	0	1	3	1
Roberto Clemente, R OBP: 0.383, SLG: 0.503 (1, 9)		0-0 G6-4-3 2B		0-0 1B SF8		0-0 F9		0-0 4-3		4	1	2	0	0	0	1
Smoky Burgess, L OBP: 0.406, SLG: 0.527 (1, 2)		4-0 G6-4-3 BB		0-0 1B 1B		0-0 FC3-6		0-0 F6		3	0	1	0	1	0	1
Don Hoak, R OBP: 0.334, SLG: 0.391 (1, 5)		0-0 G6-4-3		0-0 SF8		0-0 1-3		0-0 F8		3	0	0	1	0	0	3
Bill Mazerowski, R OBP: 0.284, SLG: 0.421 (1, 4)		0-0 F2		0-0 FC6 1B		0-0 F8		0-0 4-3		4	0	1	0	0	0	1
Vern Law, R Dick Schofield, S Jack Lamabe, R Jim Marshall, L Tom Sturdivant, L Howie Goswami, R Diomedes Olivo, L Earl Francis, R Johnny Logan, R			0-0 1-6-3		0-0 FC6		0-0 3B 2B		0-0 5-3	0	0	0	0	0	0	0

Inning Stats	R: 0	H: 0	E: 0	K: 2	S: 7	LOB: 1	BB: 1	P: 11	R: 0	H: 1	E: 0	K: 0	S: 3	LOB: 1	BB: 1	P: 7	R: 0	H: 1	E: 0	K: 1	S: 6	LOB: 1	BB: 0	P: 6	R: 1	H: 3	E: 0	K: 1	S: 8	LOB: 2	BB: 0	P: 8	R: 0	H: 0	E: 0	K: 1	S: 4	LOB: 0	BB: 1	P: 8	R: 0	H: 0	E: 0	K: 0	S: 3	LOB: 1	BB: 1	P: 7	R: 2	H: 2	E: 0	K: 0	S: 5	LOB: 0	BB: 0	P: 5	R: 0	H: 0	E: 0	K: 1	S: 5	LOB: 0	BB: 0	P: 5	R: 0	H: 0	E: 0	K: 0	S: 3	LOB: 0	BB: 0	P: 3	1B: 4	SF: 1	2B: 2	SAC: 0	3B: 1	DP: 2	HR: 0	HBP: 0	WP: 0	PA: 36	PB: 0	SB: 0	CS: 0
PITCHER	IP	WLS	BF	H	R	ER	SO	BB	IBB	HBP	BLK	WP	HR	S	P	ERA	WHIP																																																																				
Jack Sanford, R ERA: 3.53 (1, 1)	6.1	W	28	7	3	3	5	4	0	0	0	0	0	34	50	4.26	1.737																																																																				
Don Larsen, R ERA: 5.06 (7, 1)	2.2	S	8	0	0	0	1	0	0	0	0	0	0	10	10	0.00	0.000																																																																				

BOTTOM

San Francisco Giants @ Pittsburgh Pirates
 Forbes Field, Pittsburgh, PA
 Fri Jul 20 1962, 7:05 PM EDT
 Att. 37,705 - Unknown

AB	31
R	3
H	7
RBI	3
BB	4
SO	6
LOB	11

livebaseballscorecards.com

Batter	1	2	3	4	5	6	7	8	9	10	11	AB R H RBI BB SO LOB	TOP																
Chuck Hiller, L OBP: 0.333, SLG: 0.321 (1, 4)	0-3 K	4-0 FC4-6 BB		0-0 6-3		0-0 1B 1B		0-3 K			0-3 K	5 1 1 0 1 3 0	San Francisco Giants @ Pittsburgh Pirates Forbes Field, Pittsburgh, PA Sat Jul 21 1962, 3:33 AM EDT Att. 23,917 - Unknown																
Matty Alou, L OBP: 0.327, SLG: 0.315 (1, 7)	0-3 K	0-0 FC4-6		0-0 6-3		0-0 1B 1-3 1B			0-3 K		0-3 K	6 0 1 1 0 3 2																	
Willie Mays, R OBP: 0.384, SLG: 0.603 (1, 8)	4-0 1B PB BB	0-0 F9		0-0 6-3		0-0 1-3 3-H 1B			0-0 F7		0-0 3B	5 1 2 1 1 0 2																	
Willie McCovey, L OBP: 0.372, SLG: 0.593 Bob Nieman, R OBP: 0.273, SLG: 0.350 Manny Mota, R OBP: 0.256, SLG: 0.192 (1, 9)	0-0 1-3 1B 1B		0-0 F7		0-0 4-3	0-3 K			0-0 6-3		0-0 F9	3 0 1 0 0 0 0 1 0 0 0 0 1 2 2 0 0 0 0 0 1																	
Orlando Cepeda, R OBP: 0.348, SLG: 0.518 (1, 3)	0-0 1-1 3-H 1B		0-0 HR		0-0 F3		0-0 F8			0-0 F7		5 1 2 1 0 0 0																	
Tom Haller, L OBP: 0.418, SLG: 0.519 (1, 2)		1-0 FC6-4 1B HBP	0-0 HR		4-0 FC5-4 BB		0-0 F5			4-0 1B BB		2 2 1 1 2 0 0																	
Jim Davenport, R OBP: 0.362, SLG: 0.501 (1, 5)		0-0 FC6-4 1-2 1B	0-0 E6		0-0 FC5-4 1-2f		0-0 F9			0-0 1-3 1B		5 0 2 0 0 0 1																	
Jose Pagan, R OBP: 0.320, SLG: 0.338 Harvey Kuenn, R OBP: 0.378, SLG: 0.417 Ernie Bowman, R OBP: 0.235, SLG: 0.294 (1, 6)		0-0 FC6-4 1B FC4-6	0-0 F9			0-0 F7		0-0 6-3		4-0 1B IBB		4 1 0 0 0 0 3 0 0 0 0 1 0 0 0 0 0 0 0 0 0																	
Billy O'Dell, S OBP: 0.218, SLG: 0.122 Stu Miller, R OBP: 0.214, SLG: 0.154 Ed Bailey, L OBP: 0.344, SLG: 0.497 Don Larsen, R OBP: 0.236, SLG: 0.333 Billy Pierce, L OBP: 0.385, SLG: 0.304 Bobby Bolin, R OBP: 0.313, SLG: 0.333 (1, 1)	0-0 FC4-6 1-3 3-H 1B	0-0 K	0-3 K			0-0 6-3		0-3 K		0-0 F5		2 0 1 1 0 1 1 2 0 0 0 0 1 0 1 0 0 0 0 0 2 0																	
Inning Stats	R: 1 E: 0 K: 2 S: 8	H: 2 LOB: 2 BB: 1 P: 12	R: 2 E: 0 K: 0 S: 5	H: 2 LOB: 1 BB: 1 P: 10	R: 2 E: 1 K: 1 S: 8	H: 2 LOB: 1 BB: 0 P: 8	R: 0 E: 0 K: 0 S: 3	H: 0 LOB: 0 BB: 0 P: 3	R: 0 E: 0 K: 0 S: 3	H: 0 LOB: 1 BB: 1 P: 7	R: 1 E: 0 K: 1 S: 8	H: 3 LOB: 2 BB: 0 P: 8		R: 0 E: 0 K: 2 S: 7	H: 0 LOB: 0 BB: 0 P: 7	R: 0 E: 0 K: 1 S: 5	H: 0 LOB: 0 BB: 0 P: 5	R: 0 E: 0 K: 0 S: 3	H: 1 LOB: 2 BB: 2 P: 11	R: 0 E: 0 K: 2 S: 8	H: 1 LOB: 1 BB: 0 P: 8	1B: 8 2B: 0 3B: 1 HR: 2	SF: 0 SAC: 0 DP: 0 HBP: 1	WP: 0 PB: 1 SB: 0 CS: 0	PA: 49				
PITCHER	IP WLS BF H R ER SO BB IBB HBP BLK WP HR S P ERA WHIP													PITCHER	IP WLS BF H R ER SO BB IBB HBP BLK WP HR S P ERA WHIP														
Al McBean, R ERA: 3.14 (1, 1)	2.1		15	6	5	5	2	2	0	1	0	0	0	2	16	25	19.29	3.429											
Jack Lamabe, R ERA: 2.4 (3, 1)	3.1		15	3	1	1	1	1	0	0	0	0	0	0	16	20	2.70	1.200											
Diomedes Olivo, L ERA: 2.31 (6, 1)	3.1		10	0	0	0	4	0	0	0	0	0	0	0	18	18	0.00	0.000											
Roy Face, R ERA: 1.4 (10, 1)	2.0	W	9	2	0	0	2	1	1	0	0	0	0	0	11	19	0.00	1.500											

AB	43
R	6
H	11
RBI	5
BB	5
SO	9
LOB	14



Batter	1	2	3	4	5	6	7	8	9	AB R H RBI BB SO LOB	TOP		
Jose Pagan, R (1, 6) OBP: 0.319, SLG: 0.346	0-0 5-3		0-0 F8		0-0 HR		0-0 F9			4 1 1 1 0 0 0	San Francisco Giants @ Pittsburgh Pirates Forbes Field, Pittsburgh, PA Sun Jul 22 1962, 3:33 AM EDT Att: 27,973 - Unknown livebaseballscorecards.com		
Harvey Kuenn, R (1, 7) OBP: 0.376, SLG: 0.414	0-0 E5 FC5-4		0-0 4-3		0-0 FC1-4 1B		0-0 3-1			4 0 1 0 0 0 0			
Willie Mays, R (1, 8) OBP: 0.383, SLG: 0.607	0-0 F2		0-0 HR		0-0 F8		0-0 6-3			4 1 1 1 0 0 2			
Orlando Cepeda, R (1, 3) OBP: 0.345, SLG: 0.513	0-0 FC5-4 1-2f		0-0 F9		0-0 FC1-4 2B		0-0 F6			4 1 0 0 0 0 2			
Felipe Alou, R (1, 9) OBP: 0.365, SLG: 0.534		0-0 HR		0-0 6-3		0-0 2B 1-H	0-0 F8			4 1 2 2 0 0 0			
Jim Davenport, R (1, 5) OBP: 0.380, SLG: 0.507		0-0 6-3		0-0 HR		0-0 F9	0-0 5-3			4 1 1 1 0 0 1			
John Orsino, R (1, 2) OBP: 0.385, SLG: 0.200		0-0 FC6-4 1B		4-0 BB		0-0 5-3		0-3 K		3 0 1 0 1 1 0			
Ernie Bowman, R (1, 4) OBP: 0.190, SLG: 0.238		0-3 K		0-0 F9		0-3 K		0-0 6-3		4 0 0 0 0 2 2			
Juan Marichal, R (1, 1) OBP: 0.262, SLG: 0.246		0-0 FC6-4 1-2f		0-0 3-1		0-0 4-3		0-0 F8		4 0 0 0 0 0 2			
Inning Stats	R: 0 E: 1 K: 0 S: 4 H: 0 LOB: 1 P: 4	R: 1 E: 0 K: 1 S: 7 H: 2 LOB: 1 P: 7	R: 1 E: 0 K: 0 S: 4 H: 1 LOB: 0 P: 4	R: 1 E: 0 K: 0 S: 4 H: 1 LOB: 1 P: 8	R: 2 E: 0 K: 0 S: 6 H: 3 LOB: 1 P: 6	R: 0 E: 0 K: 1 S: 5 H: 0 LOB: 0 P: 5	R: 0 E: 0 K: 0 S: 3 H: 0 LOB: 0 P: 3	R: 0 E: 0 K: 0 S: 3 H: 0 LOB: 0 P: 3	R: 0 E: 0 K: 1 S: 5 H: 0 LOB: 0 P: 5	1B: 2 2B: 1 3B: 0 HR: 4 SF: 0 SAC: 0 DP: 0 HBP: 0	WP: 0 PB: 0 SB: 1 CS: 0 PA: 36		
PITCHER	IP WLS BF H R ER SO BB IBB HBP BLK WP HR S P ERA WHIP											PITCHER	IP WLS BF H R ER SO BB IBB HBP BLK WP HR S P ERA WHIP
Harvey Haddix, L (1, 1) ERA: 4.43	4.0 L 20 6 5 5 1 1 0 0 0 0 0 4 21 25 11.25 1.750												
Tom Sturdivant, R (5, 1) ERA: 5.14	1.0 4 1 0 0 0 0 0 0 0 0 0 0 4 4 0.00 1.000												
Tommie Sisk, R (6, 1) ERA: 5.4	2.0 6 0 0 0 0 1 0 0 0 0 0 0 8 8 0.00 0.000												
Roy Face, R (8, 1) ERA: 1.36	2.0 6 0 0 0 0 1 0 0 0 0 0 0 8 8 0.00 0.000												



Batter	1	2	3	4	5	6	7	8	9	AB R H RBI BB SO LOB	TOP
Harvey Kuenn, R (1, 7) OBP: 0.373, SLG: 0.418	0-0 2B 3B		0-0 E4 FC1-8	0-0 FC6-4 1-2f			0-0 4-3		0-0 4-3	5 1 1 0 0 0 1	
Jim Davenport, R (1, 5) OBP: 0.378, SLG: 0.506	0-0 6-3		0-0 FC1-6 2B	0-0 F7			0-0 F7		0-0 2B	5 1 1 0 0 0 3	
Willie Mays, R (1, 8) OBP: 0.383, SLG: 0.614	0-0 1-3		0-0 2B 1-H				0-0 HR		0-3 K	5 2 2 2 0 1 2	
Orlando Cepeda, R (1, 3) OBP: 0.348, SLG: 0.519	0-0 2B 3-H		0-0 E 2B 2-H				0-0 4-3 K		0-3 K	5 1 3 2 0 1 1	
Felipe Alou, R (1, 9) OBP: 0.364, SLG: 0.529	0-0 4-3		0-0 5-3				1-0 HBP K		0-0 6-3	3 0 0 0 0 0 2	
John Orsino, R (1, 2) OBP: 0.353, SLG: 0.286			0-0 F3	0-0 E9 2-H			0-3 K 1-2 2-3		0-0 2B	4 0 1 0 0 1 2	
Jose Pagan, R (1, 6) OBP: 0.318, SLG: 0.344			0-0 F8	0-0 5-3			0-0 4-3		0-0 1B	4 0 1 0 0 0 1	
Ernie Bowman, R (1, 4) OBP: 0.240, SLG: 0.250			0-0 1B				0-0 4-3		0-3 K	3 0 1 0 1 1 2	
Bobby Bolin, R (1, 1) OBP: 0.250, SLG: 0.263			0-3 K				0-3 K		0-0 1-3	4 0 0 0 0 3 4	
Inning Stats	R: 1 E: 0 K: 0 S: 5 H: 2 LOB: 1 BB: 0 P: 5	R: 0 E: 0 K: 1 S: 6 H: 1 LOB: 1 BB: 0 P: 6	R: 3 E: 2 K: 0 S: 7 H: 2 LOB: 1 BB: 0 P: 7	R: 0 E: 0 K: 1 S: 5 H: 0 LOB: 1 BB: 1 P: 9	R: 0 E: 1 K: 1 S: 5 H: 1 LOB: 2 BB: 0 P: 6	R: 0 E: 0 K: 1 S: 5 H: 0 LOB: 0 BB: 0 P: 5	R: 1 E: 0 K: 0 S: 4 H: 1 LOB: 0 BB: 0 P: 4	R: 0 E: 0 K: 1 S: 7 H: 2 LOB: 2 BB: 0 P: 7	R: 0 E: 0 K: 2 S: 8 H: 1 LOB: 1 BB: 0 P: 8	1B: 3 2B: 5 3B: 1 HR: 1 SF: 0 SAC: 0 DP: 0 HBP: 1	WP: 0 PB: 0 SB: 0 CS: 0 PA: 40
PITCHER Hal Woodeshick, L (1, 1) ERA: 3.65 Russ Kemmerer, R (4, 1) ERA: 4.13 Jim Umbricht, R (8, 1) ERA: 3.43	IP 3.0 WLS L BF 16 H 5 R 4 ER 2 SO 1 BB 0 IBB 0 HBP 0 BLK 0 WP 0 HR 0 S 18 P 18 ERA 6.00 WHIP 1.667	IP 4.0 WLS L BF 15 H 2 R 1 ER 1 SO 3 BB 1 IBB 0 HBP 1 BLK 0 WP 0 HR 1 S 19 P 24 ERA 2.25 WHIP 0.750	IP 2.0 WLS L BF 9 H 3 R 0 ER 0 SO 3 BB 0 IBB 0 HBP 0 BLK 0 WP 0 HR 0 S 15 P 15 ERA 0.00 WHIP 1.500	PITCHER IP WLS BF H R ER SO BB IBB HBP BLK WP HR S P ERA WHIP	PITCHER IP WLS BF H R ER SO BB IBB HBP BLK WP HR S P ERA WHIP						

San Francisco Giants @ Houston Colt 45's
 Colt Stadium, Houston, TX
 Mon Jul 23 1962, 8:05 PM EDT
 Att. 12,096 - Cloudy - 84 F

AB	38
R	5
H	10
RBI	4
BB	1
SO	7
LOB	18



Batter	1	2	3	4	5	6	7	8	9	AB	R	H	RBI	BB	SO	LOB
Joey Amalfitano, R OBP: 0.299, SLG: 0.286 (1, 4)	4-0 K2-6-2 BB		0-0 E8 3B		0-0 F3		0-0 F9			3	1	1	0	1	0	1
Al Spangler, L OBP: 0.369, SLG: 0.385 (1, 7)	0-3 K2-6-2 1-2f		0-3 K			0-0 F9 HBP 1B		0-0 1B		4	0	2	0	0	2	1
Roman Mejias, R OBP: 0.340, SLG: 0.511 (1, 9)	0-0 E5		0-0 F7			1-0 F8 HBP		0-0 1B		3	0	1	0	0	0	0
Norm Larker, L OBP: 0.349, SLG: 0.379 (1, 3)	0-0 F5			0-0 F3		0-0 F9		0-0 F9		4	0	0	0	0	0	5
Bob Aspromonte, R OBP: 0.370, SLG: 0.427 (1, 5)		0-0 FC5-4 1B		0-0 1B		0-0 F8		0-0 F8		4	0	2	0	0	0	4
Carl Warwick, R OBP: 0.294, SLG: 0.393 (1, 8)		0-0 F6		0-0 F9		0-0 6-3		0-0 F3		4	0	0	0	0	0	6
Hal Smith, R OBP: 0.276, SLG: 0.378 (1, 2)		0-0 F8		0-0 6-3			0-3 K		0-0 F7	4	0	0	0	0	1	2
Bob Lillis, R OBP: 0.255, SLG: 0.234 Billy Goodman, L OBP: 0.309, SLG: 0.304 (1, 6) (9, PH)		0-0 FC5-4 1-2f		0-0 F2		0-0 4-3		0-0 F8		3	0	0	0	0	0	1
Hal Woodeshick, R OBP: 0.131, SLG: 0.077 J C Hartman, R OBP: 0.667, SLG: 0.500 Russ Kemmerer, R OBP: 0.299, SLG: 0.416 Jim Pendleton, R OBP: 0.299, SLG: 0.416 Jim Umbricht, R OBP: 0.304, SLG: 0.327 (1, 1) (3, PH) (4, 1) (7, PH) (8, 1) (9, PH)			0-0 F5		0-3 K		0-0 1B		0-3 K	1	0	0	0	0	0	0

Inning Stats	R: 0	H: 0	E: 1	LOB: 1	K: 1	BB: 1	S: 5	P: 9	R: 0	H: 1	E: 0	LOB: 1	K: 0	BB: 0	S: 4	P: 4	R: 1	H: 1	E: 1	LOB: 0	K: 1	BB: 0	S: 6	P: 6	R: 0	H: 1	E: 0	LOB: 1	K: 0	BB: 0	S: 4	P: 4	R: 0	H: 0	E: 0	LOB: 0	K: 1	BB: 0	S: 5	P: 5	R: 0	H: 1	E: 0	LOB: 2	K: 0	BB: 0	S: 4	P: 5	R: 0	H: 1	E: 0	LOB: 1	K: 1	BB: 0	S: 6	P: 6	R: 0	H: 2	E: 0	LOB: 2	K: 0	BB: 0	S: 5	P: 5	R: 0	H: 0	E: 0	LOB: 0	K: 1	BB: 0	S: 5	P: 5	1B: 6	SF: 0	2B: 1	SAC: 0	3B: 1	DP: 1	HR: 0	HBP: 1	WP: 0	PA: 36	ERA	WHIP
PITCHER Bobby Bolin, R ERA: 3.0 (1, 1)	IP	WLS	BF	H	R	ER	SO	BB	IBB	HBP	BLK	WP	HR	S	P	ERA	WHIP	IP	WLS	BF	H	R	ER	SO	BB	IBB	HBP	BLK	WP	HR	S	P	ERA	WHIP																																																		

San Francisco Giants @ Houston Colt 45's
 Colt Stadium, Houston, TX
 Mon Jul 23 1962, 8:05 PM EDT
 Att: 12,096 - Cloudy - 84 F

AB	34
R	1
H	7
RBI	0
BB	1
SO	5
LOB	20



Batter	1	2	3	4	5	6	7	8	9	AB R H RBI BB SO LOB	TOP	
Chuck Hiller, L (1, 4) <small>OBP: 0.336, SLG: 0.325</small>	0-0 F6		0-0 4-3		0-0 1B		0-0 BB 1B		0-0 F9 SH3-4 1B	5 0 3 0 0 0 0	San Francisco Giants @ Houston Colt 45's Colt Stadium, Houston, TX Tue Jul 24 1962, 8:05 PM EDT Att. 11,289 - Unknown - 90 F livebaseballscorecards.com	
Jim Davenport, R (1, 5) <small>OBP: 0.377, SLG: 0.501</small>	0-3 K		0-0 F5		0-0 5-3		4-0 BB BB BB BB	0-0 SH3-4	3 0 0 0 1 1 1			
Willie Mays, R (1, 8) <small>OBP: 0.385, SLG: 0.628</small>	0-0 HR			0-0 HR		1-0 1B SF8 HBP		0-0 F9	4 3 2 2 0 1 4			
Willie McCovey, L (1, 7) Manny Mota, R (9, 7) <small>OBP: 0.256, SLG: 0.192</small>	0-0 E8		0-0 F7		0-0 F8			0-0 2B	0-3 K	5 0 1 0 0 1 2 0 0 0 0 0 0 0		
Orlando Cepeda, R (1, 3) <small>OBP: 0.350, SLG: 0.519</small>	0-0 4-3		0-0 6-3		0-0 CS 1B			0-0 BB BB	1B	4 0 2 0 0 0 1		
Felipe Alou, R (1, 9) <small>OBP: 0.363, SLG: 0.527</small>		0-0 F3		0-0 1B		0-0 SF8		0-0 F8		3 0 1 1 0 0 1		
Tom Haller, L (1, 2) <small>OBP: 0.414, SLG: 0.507</small>		0-3 K		0-3 K		0-0 CS	0-0 G3	4-0 BB BB	BB	3 0 0 0 1 2 1		
Jose Pagan, R (1, 6) <small>OBP: 0.320, SLG: 0.344</small>		0-0 4-3				0-0 G3-6-4 1B		4-0 6-3	BB BB	3 0 1 0 1 0 0		
Jack Sanford, R (1, 1) Don Larsen, R (7, 1) <small>OBP: 0.200, SLG: 0.196 OBP: 0.227, SLG: 0.318</small>			0-3 K		0-0 G3-6-4		0-3 K BB 1B	0-0 3-1		3 0 0 0 0 2 1 1 0 0 0 0 0 3		
Inning Stats	R: 1 E: 1 K: 1 S: 7 H: 1 LOB: 1 BB: 0 P: 7	R: 0 E: 0 K: 1 S: 5 H: 0 LOB: 0 BB: 0 P: 5	R: 0 E: 0 K: 1 S: 5 H: 0 LOB: 0 BB: 0 P: 5	R: 1 E: 0 K: 1 S: 7 H: 2 LOB: 1 BB: 0 P: 7	R: 0 E: 0 K: 0 S: 4 H: 2 LOB: 1 BB: 0 P: 4	R: 1 E: 0 K: 0 S: 3 H: 1 LOB: 0 BB: 0 P: 4	R: 0 E: 0 K: 2 S: 9 H: 1 LOB: 3 BB: 1 P: 13	R: 0 E: 0 K: 0 S: 4 H: 2 LOB: 3 BB: 2 P: 12	R: 0 E: 0 K: 1 S: 6 H: 1 LOB: 1 BB: 0 P: 6	1B: 7 2B: 1 3B: 0 HR: 2 SF: 1 SAC: 1 DP: 1 HBP: 1	WP: 1 PB: 0 SB: 0 CS: 1 PA: 41	
PITCHER Turk Farrell, R (1, 1) <small>ERA: 2.9</small> Don McMahon, R (8, 1) <small>ERA: 1.48</small>	IP: 7.0 WLS: L BF: 30 H: 7 R: 3 ER: 3 SO: 6 BB: 1			IP: 2.0 WLS: BF: 10 H: 3 R: 0 ER: 0 SO: 1 BB: 2				IP: 8.0 WLS: BF: 30 H: 10 R: 2 ER: 40 SO: 45 BB: 18			ERA: 3.86 WHIP: 1.143	ERA: 0.00 WHIP: 2.500



Batter	1	2	3	4	5	6	7	8	9	AB R H RBI BB SO LOB
Joey Amalfitano, R (1, 4) <small>OBP: 0.301, SLG: 0.287</small> Don McMahon, R (8, 1) <small>OBP: 0.167, SLG: 0.167</small>	0-0 1B		4-0 BB		0-0 F7		0-3 K			3 0 1 0 1 1 2 0 0 0 0 0 0 0
Al Spangler, L (1, 8) <small>OBP: 0.364, SLG: 0.380</small>	0-0 F9		0-0 F7		0-0 F8			0-0 F7		4 0 0 0 0 0 3
Norm Larker, L (1, 3) <small>OBP: 0.346, SLG: 0.374</small>	0-0 F8		0-3 K			0-0 3-1		0-3 K		4 0 0 0 0 2 2
Bob Cerv, R (1, 7) <small>OBP: 0.261, SLG: 0.357</small>	0-3 K		0-0 5-3			0-0 4-3		0-3 K		4 0 0 0 0 2 2
Bob Aspromonte, R (1, 5) <small>OBP: 0.365, SLG: 0.421</small>		0-0 F4		0-0 F8		0-0 F8		0-0 F8		4 0 0 0 0 0 0
Jim Pendleton, R (1, 9) <small>OBP: 0.281, SLG: 0.408</small>		0-3 K		0-0 F8		0-0 G3		0-3 K		4 0 0 0 0 2 0
Hal Smith, R (1, 2) <small>OBP: 0.280, SLG: 0.378</small>		4-0 1B BB		0-0 F7		0-0 5-3 1B		0-0 F8		3 1 1 0 1 0 0
Bob Lillis, R (1, 6) <small>OBP: 0.256, SLG: 0.235</small>		0-0 1-2 1B			0-0 F7		0-0 5-3			3 0 1 0 0 0 1
Turk Farrell, R (1, 1) <small>OBP: 0.143, SLG: 0.214</small> Billy Goodman, L (7, PH) <small>OBP: 0.315, SLG: 0.310</small> (8, 4)		0-3 K					0-0 2-H 1B			2 0 1 0 0 1 2 1 0 1 1 0 0 0

BOTTOM

San Francisco Giants @ Houston Colt 45's
 Colt Stadium, Houston, TX
 Tue Jul 24 1962, 8:05 PM EDT
 Att. 11,289 - Unknown - 90 F

livebaseballscorecards.com

AB	32
R	1
H	5
RBI	1
BB	2
SO	8
LOB	12



Inning Stats	R: 0	H: 1	E: 0	LOB: 1	K: 1	S: 6	P: 6	R: 0	H: 1	E: 0	LOB: 2	K: 2	S: 8	P: 12	R: 0	H: 0	E: 0	LOB: 1	K: 1	S: 5	P: 9	R: 0	H: 0	E: 0	LOB: 0	K: 0	S: 3	P: 3	R: 0	H: 1	E: 0	LOB: 1	K: 0	S: 4	P: 4	R: 0	H: 0	E: 0	LOB: 0	K: 0	S: 3	P: 3	R: 1	H: 2	E: 0	LOB: 1	K: 1	S: 7	P: 7	R: 0	H: 0	E: 0	LOB: 0	K: 2	S: 7	P: 7	R: 0	H: 0	E: 0	LOB: 0	K: 1	S: 5	P: 5	1B: 5	SF: 0	2B: 0	SAC: 0	3B: 0	DP: 0	HR: 0	HBP: 0	WP: 0	PA: 34
--------------	------	------	------	--------	------	------	------	------	------	------	--------	------	------	-------	------	------	------	--------	------	------	------	------	------	------	--------	------	------	------	------	------	------	--------	------	------	------	------	------	------	--------	------	------	------	------	------	------	--------	------	------	------	------	------	------	--------	------	------	------	------	------	------	--------	------	------	------	-------	-------	-------	--------	-------	-------	-------	--------	-------	--------

PITCHER	IP	WLS	BF	H	R	ER	SO	BB	IBB	HBP	BLK	WP	HR	S	P	ERA	WHIP
Jack Sanford, R (1, 1) <small>ERA: 3.43</small>	6.2	W	27	5	1	1	4	2	0	0	0	0	0	33	41	1.35	1.050
Don Larsen, R (7, 1) <small>ERA: 4.91</small>	2.1	S	7	0	0	0	4	0	0	0	0	0	0	15	15	0.00	0.000

Batter	1	2	3	4	5	6	7	8	9	AB R H RBI BB SO LOB	TOP											
Chuck Hiller, L (1, 4) <small>OBP: 0.335, SLG: 0.323</small>	0-0 6-3	0-0 1-3 2-H 1B		0-0 F8			0-0 F4		0-0 1-3	5 0 1 1 0 0 2	San Francisco Giants @ Houston Colt 45's Colt Stadium, Houston, TX Wed Jul 25 1962, 8:05 PM EDT Att. 12,344 - Unknown - 87 F											
Jim Davenport, R (1, 5) <small>OBP: 0.374, SLG: 0.506</small>	0-0 HR	0-3 K			0-0 F6		0-0 E3	0-3 K	5 1 1 1 0 2 3													
Willie Mays, R (1, 8) <small>OBP: 0.386, SLG: 0.627</small>	0-0 1-6-3 1B		0-0 1B		0-0 F3		0-0 F7		4 0 2 0 0 0 1													
Willie McCovey, L (1, 7) <small>OBP: 0.364, SLG: 0.583</small>	0-0 1-6-3 1-2		0-0 2B		0-0 F5		0-0 4-3		4 0 1 0 0 0 2													
Orlando Cepeda, R (1, 3) <small>OBP: 0.347, SLG: 0.514</small>	0-0 6-3		0-0 F8		0-3 K		0-0 4-3		4 0 0 0 0 1 2													
Felipe Alou, R (1, 9) <small>OBP: 0.364, SLG: 0.533</small>		0-0 1B 1B	0-3 K		0-0 1B 3B		0-0 F8		4 2 2 0 0 1 1													
Tom Haller, L (1, 2) <small>OBP: 0.410, SLG: 0.500</small> Stu Miller, R (8, 1) <small>OBP: 0.214, SLG: 0.154</small>		0-0 F8	0-3 K		0-0 1B		0-0 F9		4 0 1 1 0 1 1 0 0 0 0 0 0 0													
Jose Pagan, R (1, 6) <small>OBP: 0.319, SLG: 0.343</small>		0-0 F8	0-3 K		0-0 F7		0-0 1-3 1B		4 0 1 0 0 1 2													
Billy O'Dell, S (1, 1) <small>OBP: 0.241, SLG: 0.154</small> Don Larsen, R (7, 1) <small>OBP: 0.227, SLG: 0.318</small> Ed Bailey, L (8, 2) <small>OBP: 0.342, SLG: 0.495</small>		0-0 1B 1-2 1B	0-0 1B		0-0 1B		0-0 F4	0-0 F9	3 0 2 0 0 0 1 0 0 0 0 0 0 0 1 0 0 0 0 0 1													
Inning Stats	R: 1 E: 0 K: 0 S: 5	H: 2 LOB: 1 BB: 0 P: 5	R: 1 E: 0 K: 1 S: 8	H: 3 LOB: 2 BB: 0 P: 8	R: 0 E: 0 K: 1 S: 6	H: 2 LOB: 1 BB: 0 P: 6	R: 0 E: 0 K: 2 S: 8	H: 1 LOB: 1 BB: 0 P: 8	R: 0 E: 0 K: 0 S: 3	H: 0 LOB: 0 BB: 0 P: 3	R: 1 E: 0 K: 1 S: 7	H: 2 LOB: 1 BB: 0 P: 7	R: 0 E: 1 K: 0 S: 4	H: 0 LOB: 1 BB: 0 P: 4	R: 0 E: 0 K: 0 S: 3	H: 0 LOB: 0 BB: 0 P: 3	R: 0 E: 0 K: 1 S: 6	H: 1 LOB: 1 BB: 0 P: 6	1B: 8 2B: 1 3B: 1 HR: 1	SF: 0 SAC: 0 DP: 0 HBP: 0	WP: 0 PB: 0 SB: 0 CS: 0	PA: 38
PITCHER	IP WLS BF H R ER SO BB IBB HBP BLK WP HR S P ERA WHIP																					
Jim Golden, R (1, 1) <small>ERA: 3.67</small>	2.1 L 13 7 2 2 1 0 0 0 0 0 0 1 15 15 7.71 3.000																					
Ken Johnson, R (3, 1) <small>ERA: 4.09</small>	4.2 18 3 1 1 4 0 0 0 0 0 0 0 26 26 1.93 0.643																					
Bob Bruce, R (8, 1) <small>ERA: 4.6</small>	1.0 3 0 0 0 0 0 0 0 0 0 0 0 3 3 0.00 0.000																					
Don McMahon, R (9, 1) <small>ERA: 1.44</small>	1.0 4 1 0 0 1 0 0 0 0 0 0 0 6 6 0.00 1.000																					

AB	38
R	3
H	11
RBI	3
BB	0
SO	6
LOB	16



Batter	1	2	3	4	5	6	7	8	9	AB R H RBI BB SO LOB
Joey Amalfitano, R (1, 4) OBP: 0.303, SLG: 0.290 Pidge Browne, L (9, PH) OBP: 0.301, SLG: 0.323	0-0 1B 2B		0-0 5-3		0-0 F9		4-0 BB 1-2 2-3		0-3 K	3 1 1 0 1 0 1 1 0 0 0 0 1 1
Jim Pendleton, R (1, 9) OBP: 0.280, SLG: 0.404	0-0 F8 1B 2-H 1B		0-0 6-3		0-0 F9		0-0 F9		0-0 F3	5 0 1 1 0 0 5
Bob Aspromonte, R (1, 5) OBP: 0.364, SLG: 0.429	0-3 K		0-0 1-3			0-0 4-3		0-0 HR		4 1 1 1 0 1 1
Bob Cerv, R (1, 7) OBP: 0.260, SLG: 0.348 Don McMahon, R (9, 1) OBP: 0.167, SLG: 0.167	0-0 1-2 1B			0-3 K		0-3 K		0-3 K		4 0 1 0 0 3 0 0 0 0 0 0 0 0
Norm Larker, L (1, 3) OBP: 0.347, SLG: 0.374	0-0 F8 2-3			0-0 FC6-4 1B		0-3 K		4-0 BB		3 0 1 0 1 1 2
Carl Warwick, R (1, 8) OBP: 0.291, SLG: 0.389 Bob Bruce, R (8, 1) OBP: 0.405, SLG: 0.194 Al Spangler, L (8, PH) OBP: 0.363, SLG: 0.378	0-0 F2			0-0 FC6-4 1-2f		0-0 F4		0-0 F8		3 0 0 0 0 0 3 0 0 0 0 0 0 0 1 0 0 0 0 0 1
Hal Smith, R (1, 2) OBP: 0.275, SLG: 0.370		0-3 K		0-3 K		0-0 5-3		0-0 F5		4 0 0 0 0 2 2
Bob Lillis, R (1, 6) OBP: 0.264, SLG: 0.244 Billy Goodman, L (9, PH) OBP: 0.312, SLG: 0.308		0-0 L5-3 1B			0-0 SH2-4 WP 1B		0-0 BB PB 1B		0-0 F7	3 0 3 0 0 0 0 1 0 0 0 0 0 0
Jim Golden, L (1, 1) OBP: 0.220, SLG: 0.341 Ken Johnson, R (3, 1) OBP: 0.108, SLG: 0.135 Roman Mejias, R (7, PH) OBP: 0.343, SLG: 0.511		0-0 L5-3			0-0 SH2-4		4-0 BB 1-2 BB		4-0 BB	1 0 0 0 0 0 1 0 0 0 0 0 0 0 0 0 0 0 2 0 0

Inning Stats	R: 1 E: 0 K: 1 S: 8	H: 3 LOB: 2 BB: 0 P: 8	R: 0 E: 0 K: 1 S: 5	H: 1 LOB: 0 BB: 0 P: 5	R: 0 E: 0 K: 0 S: 3	H: 0 LOB: 0 BB: 0 P: 3	R: 0 E: 0 K: 2 S: 8	H: 1 LOB: 1 BB: 0 P: 8	R: 0 E: 0 K: 0 S: 4	H: 1 LOB: 1 BB: 0 P: 4	R: 0 E: 0 K: 2 S: 7	H: 0 LOB: 0 BB: 0 P: 7	R: 0 E: 0 K: 0 S: 4	H: 1 LOB: 3 BB: 2 P: 12	R: 1 E: 0 K: 1 S: 6	H: 1 LOB: 1 BB: 1 P: 10	R: 0 E: 0 K: 1 S: 5	H: 0 LOB: 1 BB: 1 P: 9	1B: 6 2B: 2 3B: 0 HR: 1	SF: 0 SAC: 1 DP: 1 HBP: 0
--------------	------------------------------	---------------------------------	------------------------------	---------------------------------	------------------------------	---------------------------------	------------------------------	---------------------------------	------------------------------	---------------------------------	------------------------------	---------------------------------	------------------------------	----------------------------------	------------------------------	----------------------------------	------------------------------	---------------------------------	----------------------------------	------------------------------------

PITCHER	IP	WLS	BF	H	R	ER	SO	BB	IBB	HBP	BLK	WP	HR	S	P	ERA	WHIP
Billy O'Dell, L (1, 1) ERA: 3.32	6.2	W	28	7	1	1	6	2	0	0	0	1	0	38	46	1.35	1.350
Don Larsen, R (7, 1) ERA: 4.88	0.1		1	0	0	0	0	0	0	0	0	0	0	1	1	0.00	0.000
Stu Miller, R (8, 1) ERA: 3.38	2.0	S	9	1	1	1	2	2	0	0	0	0	1	11	19	4.50	1.500


BOTTOM

San Francisco Giants @ Houston Colt 45's
Colt Stadium, Houston, TX

Wed Jul 25 1962, 8:05 PM EDT
Att: 12,344 - Unknown - 87 F

AB	33
R	2
H	8
RBI	2
BB	4
SO	8
LOB	17

WP: 1 PA: 38
PB: 1 SB: 0 CS: 0



PITCHER	IP	WLS	BF	H	R	ER	SO	BB	IBB	HBP	BLK	WP	HR	S	P	ERA	WHIP
---------	----	-----	----	---	---	----	----	----	-----	-----	-----	----	----	---	---	-----	------

Batter	1	2	3	4	5	6	7	8	9	AB R H RBI BB SO LOB	TOP		
Harvey Kuenn, R OBP: 0.375, SLG: 0.419 (1, 7) B X	1-1 1-6-3 ①		0-1 FC5-4 ③ 1-2f			2-1 1B		0-1 G5-4-3 1B		4 0 2 0 0 0 1			
Jim Davenport, R OBP: 0.371, SLG: 0.500 (1, 5) X	0-0 F9 ②			1-2 L6 ①		1-0 F7 ②		2-2 G5-4-3 ①② 1-2f		4 0 0 0 0 0 2			
Willie Mays, R OBP: 0.383, SLG: 0.621 (1, 8) X	0-0 L9 ③			0-1 F8 ②		0-0 F9 ③		0-1 6-3 ③		4 0 0 0 0 0 1			
Orlando Cepeda, R OBP: 0.346, SLG: 0.510 (1, 3) C S B		1-3 K ①		1-1 F2 ③			4-2 F8 E 1B BB		0-3 K ①	3 1 0 0 1 2 0			
Felipe Alou, R OBP: 0.363, SLG: 0.528 (1, 9) C S B B B		2-3 K ②			0-0 E5 FC6-5		1-2 E4 1B 1B		4-1 G4-6-3 BB	3 0 0 0 1 1 1			
Jose Pagan, R OBP: 0.316, SLG: 0.340 (1, 6) C S B B B		2-3 K ③			0-1 FC6-5 ① 2-3		0-0 F8 ①		1-2 G4-6-3 ②③ 1-2f	4 0 0 0 0 1 4			
Chuck Hiller, L OBP: 0.336, SLG: 0.324 (1, 4) X			0-0 FC5-4 1B		0-1 F7 ②		2-0 1B 1B			2 0 1 0 0 0 1			
Bob Nieman, R OBP: 0.304, SLG: 0.381 (7, PH) Ernie Bowman, R OBP: 0.240, SLG: 0.250 (7, PR) (7, 4)							1-2 3-H 1B			1 0 1 1 0 0 0			
Tom Haller, L OBP: 0.409, SLG: 0.497 (1, 2) B X			1-1 L9 ①		3-2 L3 ③		1-2 1B			0 0 0 0 0 0 0			
Juan Marichal, R OBP: 0.254, SLG: 0.237 (1, 1) C S B B B S T T B S C			1-3 K ②			0-1 G3 ①		2-3 K ③		3 0 1 0 0 0 2			
John Orsino, R OBP: 0.333, SLG: 0.267 (7, PH) Stu Miller, R OBP: 0.214, SLG: 0.154 (7, 1) Billy Pierce, L OBP: 0.385, SLG: 0.304 (8, 1)										2 0 0 0 0 1 1			
										1 0 0 0 0 1 2			
										0 0 0 0 0 0 0			
										0 0 0 0 0 0 0			
Inning Stats	R: 0 E: 0 K: 0 S: 4 H: 0 LOB: 0 BB: 0 P: 5	R: 0 E: 0 K: 3 S: 11 H: 0 LOB: 0 BB: 0 P: 16	R: 0 E: 0 K: 1 S: 11 H: 1 LOB: 1 BB: 0 P: 13	R: 0 E: 0 K: 0 S: 7 H: 0 LOB: 0 BB: 0 P: 9	R: 0 E: 1 K: 0 S: 8 H: 0 LOB: 1 BB: 0 P: 11	R: 0 E: 0 K: 0 S: 6 H: 1 LOB: 1 BB: 0 P: 9	R: 1 E: 1 K: 1 S: 16 H: 2 LOB: 2 BB: 1 P: 26	R: 0 E: 0 K: 0 S: 7 H: 1 LOB: 0 BB: 0 P: 9	R: 0 E: 0 K: 1 S: 7 H: 0 LOB: 0 BB: 1 P: 12	1B: 5 2B: 0 3B: 0 HR: 0 SF: 0 SAC: 0 DP: 2 HBP: 0	WP: 0 PB: 0 SB: 0 CS: 0 PA: 33		
PITCHER Johnny Podres, L ERA: 4.0 (1, 1)	IP: 9.0 WLS: W BF: 33 H: 5 R: 1 ER: 0 SO: 6 BB: 2 IBB: 0 HBP: 0 BLK: 0 WP: 0 HR: 0 S: 77 P: 110 ERA: 0.00 WHIP: 0.778											PITCHER	IP: WLS: BF: H: R: ER: SO: BB: IBB: HBP: BLK: WP: HR: S: P: ERA: WHIP:

San Francisco Giants @ Los Angeles Dodgers
 Dodger Stadium, Los Angeles, CA
 Fri Jul 27 1962, 7:05 PM PDT
 Att: 54,095 - Unknown

livebaseballscorecards.com

AB 31
 R 1
 H 5
 RBI 1
 BB 2
 SO 6
 LOB 15



Batter	1	2	3	4	5	6	7	8	9	AB	R	H	RBI	BB	SO	LOB
Maury Wills, S OBP: 0.330, SLG: 0.377 (1, 6)	1-1 F8		3-2 4-3		2-1 FC6-2			1-1 FC4-6 1B		4	0	1	0	0	0	2
Jim Gilliam, S OBP: 0.378, SLG: 0.365 (1, 5)	3-3 K		1-1 L3 1B		1-2 3-H 0-0 F7			4-1 FC4-6 1-2 BB		3	0	1	0	1	1	2
Willie Davis, L OBP: 0.345, SLG: 0.492 (1, 8)	1-0 F6		2-2 L3		0-1 CS 1B			1-2 FC4-6 1-2f 2-3		4	0	1	0	0	0	3
Tommy Davis, R OBP: 0.378, SLG: 0.530 (1, 7)		0-1 HR 1B		0-0 5-3		1-1 F8		4-1 BB		3	1	1	0	1	0	1
Ron Fairly, L OBP: 0.403, SLG: 0.484 (1, 3)		1-2 HR 1B		2-0 6-3		2-2 F8		2-2 F5		4	1	1	0	0	0	4
Frank Howard, R OBP: 0.366, SLG: 0.593 (1, 9)		1-1 HR		0-2 5-3		0-0 6-3				3	1	1	3	0	0	0
John Roseboro, L OBP: 0.357, SLG: 0.408 (1, 2)		0-2 5-3		0-0 E3 1B FC6-2		0-0 L9				3	0	0	0	0	0	0
Larry Burrett, R OBP: 0.265, SLG: 0.342 (1, 4)		1-1 6-3		0-1 FC6-2 1B		0-1 6-3				3	0	1	0	0	0	0
Johnny Podres, L OBP: 0.185, SLG: 0.192 (1, 1)		0-2 F7		3-3 K		2-1 1-3				3	0	0	0	0	1	2

Inning Stats	R: 0	H: 0	E: 0	K: 1	S: 6	R: 3	H: 3	E: 0	K: 0	S: 16	R: 0	H: 1	E: 0	K: 0	S: 11	R: 0	H: 0	E: 0	K: 0	S: 5	R: 0	H: 1	E: 1	K: 1	S: 11	R: 0	H: 1	E: 0	K: 0	S: 7	R: 0	H: 0	E: 0	K: 0	S: 4	R: 0	H: 1	E: 0	K: 0	S: 12	1B: 6	SF: 0	2B: 1	SAC: 0	3B: 0	DP: 1	HR: 1	HBP: 0
	0	0	0	1	11	3	3	0	0	16	0	1	0	0	11	0	0	0	0	5	0	1	1	0	1	11	0	1	0	0	7	0	0	0	4	0	1	0	3	26	6	0	1	0	0	1	0	

PITCHER	IP	WLS	BF	H	R	ER	SO	BB	IBB	HBP	BLK	WP	HR	S	P	ERA	WHIP
Juan Marichal, R ERA: 3.32 (1, 1)	6.0	L	23	6	3	3	2	0	0	0	0	0	1	56	80	4.50	1.000
Stu Miller, R ERA: 3.3 (7, 1)	1.2		8	1	0	0	0	2	0	0	0	0	0	13	25	0.00	1.800
Billy Pierce, L ERA: 4.12 (8, 1)	0.1		1	0	0	0	0	0	0	0	0	0	0	3	5	0.00	0.000

BOTTOM

San Francisco Giants @ Los Angeles Dodgers
 Dodger Stadium, Los Angeles, CA

Fri Jul 27 1962, 7:05 PM PDT
 Att. 54,095 - Unknown

AB 30
 R 3
 H 7
 RBI 3
 BB 2
 SO 2
 LOB 14



WP	HR	S	P	ERA	WHIP
0	0	0	0	0.00	1.000
0	0	0	0	0.00	1.800
0	0	0	0	0.00	0.000

Batter	1	2	3	4	5	6	7	8	9	AB R H RBI BB SO LOB
Maury Wills, S OBP: 0.326, SLG: 0.373 (1, 6)	0-1 1-3		2-3 K	0-2 L7	3-2 4-3		0-3 K			5 0 0 0 0 2 6
Jim Gilliam, S OBP: 0.378, SLG: 0.366 (1, 5) (5, 4)	1-2 FC5-4 1B			3-2 L7	3-2 F8	2-3 K	0-1 1B			5 0 2 0 0 1 0
Willie Davis, L OBP: 0.346, SLG: 0.493 (1, 8)	0-0 FC5-4 FC6 1-2f			0-1 1B 2B	1-3 K	0-2 6-3 1B	1-2 6-3			5 2 2 0 0 1 3
Tommy Davis, R OBP: 0.380, SLG: 0.538 (1, 7)	0-1 FC6 1-2f			1-1 1B 1B 2-H	1-0 HR	3-2 6-3 1B		0-0 CS 1B		5 2 3 2 0 0 2
Ron Fairly, L OBP: 0.406, SLG: 0.484 (1, 3)		0-0 1-4-3		1-0 1B 1B	3-1 HR 1B	4-0 1B BB		1-0 F5		4 2 2 0 1 0 1
Frank Howard, R OBP: 0.370, SLG: 0.605 (1, 9)		0-0 6-3		3-2 1B 1B 1-2 3-H	0-1 HR	1-2 1B 1-2 3-H		2-2 F8 1-2		5 1 3 4 0 0 1
John Roseboro, L OBP: 0.359, SLG: 0.407 (1, 2)		2-2 F9		0-2 1B 1B 1-2 2-H	4-0 S 1B BB	0-0 F7				3 1 1 1 1 0 2
Larry Burrett, R OBP: 0.264, SLG: 0.341 Wally Moon, L OBP: 0.365, SLG: 0.368 Daryl Spencer, R OBP: 0.394, SLG: 0.377 (1, 4) (4, PH) (5, 5)			1-0 4-3	2-3 K	4-0 1B 1B		2-0 FC1-6 1B			1 0 0 0 0 0 0 1 0 0 0 0 1 2 1 0 1 0 1 0 0
Stan Williams, R OBP: 0.150, SLG: 0.263 Ed Roebuck, R OBP: 0.333, SLG: 0.333 Ron Perranoski, L (9, 1)			1-3 K	3-2 1B	2-2 1B		0-0 FC1-6 1B			2 0 1 0 0 1 0 2 0 1 1 0 0 1 0 0 0 0 0 0 0

Inning Stats	R: 0 E: 0 K: 8 S: 8	H: 1 LOB: 1 BB: 0 P: 9	R: 0 E: 0 K: 5 S: 5	H: 0 LOB: 0 BB: 0 P: 7	R: 0 E: 0 K: 2 S: 7	H: 0 LOB: 0 BB: 0 P: 11	R: 3 E: 0 K: 1 S: 25	H: 6 LOB: 3 BB: 0 P: 38	R: 4 E: 0 K: 1 S: 20	H: 4 LOB: 2 BB: 2 P: 41	R: 1 E: 0 K: 1 S: 16	H: 2 LOB: 2 BB: 1 P: 26	R: 0 E: 0 K: 1 S: 10	H: 2 LOB: 2 BB: 0 P: 13	R: 0 E: 0 K: 5 S: 5	H: 1 LOB: 0 BB: 0 P: 8
--------------	------------------------------	---------------------------------	------------------------------	---------------------------------	------------------------------	----------------------------------	-------------------------------	----------------------------------	-------------------------------	----------------------------------	-------------------------------	----------------------------------	-------------------------------	----------------------------------	------------------------------	---------------------------------

PITCHER	IP	WLS	BF	H	R	ER	SO	BB	IBB	HBP	BLK	WP	HR	S	P	ERA	WHIP
Jack Sanford, R ERA: 3.53 (1, 1)	3.1		16	6	3	3	2	0	0	0	0	0	0	34	49	8.10	1.800
Bobby Bolin, R ERA: 3.5 (4, 1)	1.1	L	10	4	4	4	2	1	1	0	0	0	2	24	45	27.00	3.750
Jim Duffalo, R ERA: 3.56 (5, 1)	0.1		2	1	0	0	0	0	0	0	0	0	0	7	12	0.00	3.000
Bob Garibaldi, R ERA: 4.15 (6, 1)	2.0		11	4	1	1	2	1	0	0	0	0	0	26	39	4.50	2.500
Stu Miller, R ERA: 3.25 (8, 1)	1.0		3	1	0	0	0	0	0	0	0	0	0	5	8	0.00	1.000

BOTTOM

San Francisco Giants @ Los Angeles Dodgers
Dodger Stadium, Los Angeles, CA
 Sat Jul 28 1962, 3:33 AM PDT
 Att. 49,228 - Unknown

AB	39
R	8
H	16
RBI	8
BB	3
SO	6
LOB	18

livebaseballscorecards.com



1B:	13	SF:	0	WP:	0	PA:	42
2B:	1	SAC:	0	PB:	0		
3B:	0	DP:	0	SB:	2		
HR:	2	HBP:	0	CS:	1		

Batter	1	2	3	4	5	6	7	8	9	AB R H RBI BB SO LOB	TOP	
Harvey Kuenn, R (1, 7) OBP: 0.374, SLG: 0.415	2-0 4-3		2-2 F8			2-1 F8		1-2 F3		4 0 0 0 0 0 0		
Chuck Hiller, L (1, 4) OBP: 0.333, SLG: 0.324	2-2 F5			0-0 G6-4-3 1B		0-0 F8			0-0 F8	4 0 1 0 0 0 0		
Willie Mays, R (1, 8) OBP: 0.380, SLG: 0.619	2-2 1-3		1-1 G6-4-3 1-2f				1-1 HR		2-1 E4	4 1 1 1 0 0 1		
Orlando Cepeda, R (1, 3) OBP: 0.352, SLG: 0.513		0-2 1B		3-2 1B			0-2 1B		1-2 6-3	4 0 3 0 0 0 1		
Tom Haller, L (1, 2) OBP: 0.402, SLG: 0.500		1-2 F8		3-3 K			2-2 F4		1-1 3-1	4 0 0 0 0 1 4		
Felipe Alou, R (1, 9) OBP: 0.359, SLG: 0.524		0-3 K			1-3 K		0-1 G6-3 1B			2 0 0 0 0 2 1		
Mike McCormick, L (5, 1) OBP: 0.200, SLG: 0.261										0 0 0 0 0 0 0		
Ed Bailey, L (7, PH) OBP: 0.345, SLG: 0.497										1 0 1 0 0 0 0		
Stu Miller, R (7, 1) OBP: 0.214, SLG: 0.154										0 0 0 0 0 0 0		
Jim Davenport, R (1, 5) OBP: 0.368, SLG: 0.493		3-3 K			2-1 F8		2-1 G6-3 1-2f			3 0 0 0 0 1 3		
Jose Pagan, R (1, 6) OBP: 0.313, SLG: 0.334			0-0 F8		0-0 F8			0-3 K		3 0 0 0 0 1 0		
Billy O'Dell, S (1, 1) OBP: 0.241, SLG: 0.154			1-2 F8			0-1 4-3		0-2 6-3		0 0 0 0 0 0 0		
Don Larsen, R (1, 1) OBP: 0.227, SLG: 0.318										0 0 0 0 0 0 0		
Billy Pierce, L (2, 1) OBP: 0.370, SLG: 0.292										1 0 0 0 0 0 0		
Matty Alou, L (5, 9) OBP: 0.317, SLG: 0.304										2 0 0 0 0 0 0		
Inning Stats	R: 0 E: 0 K: 0 S: 7 H: 0 LOB: 0 BB: 0 P: 13	R: 0 E: 0 K: 2 S: 14 H: 1 LOB: 1 BB: 0 P: 18	R: 0 E: 0 K: 0 S: 8 H: 0 LOB: 0 BB: 0 P: 11	R: 0 E: 0 K: 1 S: 12 H: 2 LOB: 1 BB: 0 P: 19	R: 0 E: 0 K: 1 S: 6 H: 0 LOB: 0 BB: 0 P: 9	R: 0 E: 0 K: 0 S: 5 H: 0 LOB: 0 BB: 0 P: 7	R: 1 E: 0 K: 0 S: 12 H: 3 LOB: 1 BB: 0 P: 17	R: 0 E: 0 K: 1 S: 11 H: 0 LOB: 0 BB: 0 P: 12	R: 0 E: 1 K: 0 S: 8 H: 0 LOB: 1 BB: 0 P: 12	1B: 5 2B: 0 3B: 0 HR: 1 SF: 0 SAC: 0 DP: 2 HBP: 0	WP: 0 PB: 0 SB: 0 CS: 0 PA: 32	
PITCHER Don Drysdale, R (1, 1) ERA: 2.8	IP WLS BF H R ER SO BB IBB HBP BLK WP HR S P ERA WHIP	9.0 W 32 6 1 1 5 0 0 0 0 0 1 83 118 1.00 0.667										
PITCHER	IP WLS BF H R ER SO BB IBB HBP BLK WP HR S P ERA WHIP											

San Francisco Giants @ Los Angeles Dodgers
 Dodger Stadium, Los Angeles, CA
 Sun Jul 29 1962, 3:33 AM PDT
 Att: 53,792 - Unknown

livebaseballscorecards.com

AB 32
 R 1
 H 6
 RBI 1
 BB 0
 SO 5
 LOB 10



Batter	1	2	3	4	5	6	7	8	9
Maury Wills, S OBP: 0.329, SLG: 0.375 (1, 6)									
Jim Gilliam, S OBP: 0.380, SLG: 0.370 (1, 4)									
Willie Davis, L OBP: 0.347, SLG: 0.491 (1, 8)									
Tommy Davis, R OBP: 0.383, SLG: 0.541 (1, 7)									
Frank Howard, R OBP: 0.377, SLG: 0.619 (1, 9)									
Ron Fairly, L OBP: 0.403, SLG: 0.479 (1, 3)									
John Roseboro, L OBP: 0.363, SLG: 0.406 (1, 2)									
Daryl Spencer, R OBP: 0.390, SLG: 0.381 (1, 5)									
Don Drysdale, R OBP: 0.256, SLG: 0.280 (1, 1)									

AB	R	H	RBI	BB	SO	LOB
5	2	3	0	0	1	0
4	1	2	0	1	0	3
2	2	0	1	2	0	2
5	1	3	1	0	0	2
5	2	4	5	0	0	1
5	1	1	0	0	0	3
3	1	1	1	2	0	3
4	1	1	2	0	1	2
4	0	1	1	0	3	1

BOTTOM

San Francisco Giants @ Los Angeles Dodgers
Dodger Stadium, Los Angeles, CA
 Sun Jul 29 1962, 3:33 AM PDT
 Att. 53,792 - Unknown

AB	37
R	11
H	16
RBI	11
BB	5
SO	5
LOB	17



Inning Stats	R	H	E	K	S	WLS	BF	H	R	ER	SO	BB	IBB	HBP	BLK	WP	HR	S	P	ERA	WHIP
	6	7	0	27	9		8	5	6	6	0	1	0	0	0	0	0	18	32	81.00	9.000
	1	1	0	6	5		3	1	1	0	0	1	0	0	0	0	0	12	23	13.50	6.000
	1	1	0	5	2		9	2	0	0	3	0	0	0	0	0	0	18	27	0.00	0.750
	0	0	0	6	8		1	0	0	0	1	1	0	0	0	0	0	17	28	0.00	1.000
	0	0	0	6	12		5	4	4	4	1	2	0	0	0	1	1	26	42	18.00	3.500

PITCHER	IP	WLS	BF	H	R	ER	SO	BB	IBB	HBP	BLK	WP	HR	S	P	ERA	WHIP
Billy O'Dell, L ERA: 3.62 (1, 1)	0.2	L	8	5	6	6	0	1	0	0	0	0	0	12	23	13.50	6.000
Don Larsen, R ERA: 4.97 (1, 1)	0.2		6	3	1	1	0	1	0	0	0	0	0	18	27	0.00	0.750
Billy Pierce, L ERA: 3.97 (2, 1)	2.2		9	2	0	0	3	0	0	0	0	0	0	17	28	0.00	1.000
Mike McCormick, L ERA: 4.84 (5, 1)	2.0		8	1	0	0	1	1	0	0	0	0	0	26	42	18.00	3.500
Stu Miller, R ERA: 3.65 (7, 1)	2.0		12	5	4	4	1	2	0	0	0	1	1	26	42	18.00	3.500

1B	2B	3B	HR	SF	SAC	DP	HBP	WP	HR	S	P	ERA	WHIP
12	3	0	1	1	2	0	0	1	0	0	0	18.00	3.500

WP	PA
1	43

Batter	1	2	3	4	5	6	7	8	9	10	AB R H RBI BB SO LOB	TOP										
Don Landrum, L (1, 8) OBP: 0.379, SLG: 0.301	0-0 1-3		0-0 4-3		0-0 4-3		0-3 K			0-3 K	5 0 0 0 0 2 1	Chicago Cubs @ San Francisco Giants Candlestick Park, San Francisco, CA Wed Aug 01 1962, 6:33 AM EDT Att: 8,930 - Unknown										
Ken Hubbs, R (1, 4) OBP: 0.301, SLG: 0.366	4-0 BB		0-0 1B			0-0 4-3 14 1B 2B		0-0 3-1		0-0 HR 1B	4 2 3 0 1 0 0											
Ron Santo, R (1, 5) OBP: 0.311, SLG: 0.386	4-0 1-2 BB		0-0 F5			0-0 5-3		0-0 1-3		0-0 F9	4 0 0 0 1 0 3											
George Altman, L (1, 9) OBP: 0.405, SLG: 0.520	0-3 K		0-0 F5			0-0 4-3		0-0 2B		0-0 HR	5 1 2 2 0 1 4											
14 Ernie Banks, R (1, 3) OBP: 0.306, SLG: 0.512	0-0 L5			0-0 F8		0-0 1B		4-0 IBB		0-0 F9	4 0 1 1 1 0 2											
Billy Williams, L (1, 7) OBP: 0.377, SLG: 0.510		0-0 4-3		0-0 F5		0-0 F8		0-0 4-3			4 0 0 0 0 0 3											
Andre Rodgers, R (1, 6) OBP: 0.355, SLG: 0.410		4-0 BB		0-3 K			0-0 F8		0-0 F4		3 0 0 0 1 1 0											
Cuno Barragan, R (1, 2) OBP: 0.281, SLG: 0.238		0-0 F9			0-3 K		0-0 SH1-4 1B		0-0 F4		4 0 1 0 0 1 1											
Bob Buhl, R (1, 1) Don Cardwell, R (10, 1) OBP: 0.163, SLG: 0.077		0-3 K			0-3 K		0-0 SH1-4 1-2		0-0 6-3		3 0 0 0 0 2 1 0 0 0 0 0 0 0											
Inning Stats	R: 0 E: 0 K: 1 S: 5	H: 0 LOB: 2 BB: 2 P: 13	R: 0 E: 0 K: 1 S: 5	H: 0 LOB: 1 BB: 1 P: 9	R: 0 E: 0 K: 0 S: 4	H: 1 LOB: 1 BB: 0 P: 4	R: 0 E: 0 K: 1 S: 5	H: 0 LOB: 0 BB: 0 P: 5	R: 0 E: 0 K: 2 S: 7	H: 2 LOB: 1 BB: 0 P: 5	R: 0 E: 0 K: 1 S: 6		H: 1 LOB: 1 BB: 0 P: 6	R: 0 E: 0 K: 0 S: 4	H: 1 LOB: 2 BB: 1 P: 8	R: 0 E: 0 K: 0 S: 3	H: 0 LOB: 0 BB: 0 P: 3	R: 2 E: 0 K: 1 S: 7	H: 2 LOB: 0 BB: 0 P: 7	1B: 4 2B: 2 3B: 0 HR: 1	SF: 0 SAC: 1 DP: 0 HBP: 0	WP: 0 PB: 0 SB: 0 CS: 0
PITCHER Billy O'Dell, L (1, 1) ERA: 3.57	IP 10.0	WLS L	BF 41	H 7	R 3	ER 3	SO 7	BB 3	IBB 1	HBP 0	BLK 0	WP 0	HR 1	S 51	P 67	ERA 2.70	WHIP 1.000					

livebaseballscorecards.com

AB	36
R	3
H	7
RBI	3
BB	4
SO	7
LOB	15



BOTTOM

Chicago Cubs @ San Francisco Giants
 Candlestick Park, San Francisco, CA
 Wed Aug 01 1962, 6:33 AM EDT
 Att. 8,930 - Unknown

livebaseballscorecards.com

AB	38
R	2
H	8
RBI	2
BB	2
SO	5
LOB	17



AB	R	H	RBI	BB	SO	LOB
5	1	1	0	0	0	0
5	0	2	0	0	0	1
5	0	1	1	0	1	2
5	0	2	0	0	0	3
4	0	0	0	0	1	3
3	1	1	0	1	1	1
4	0	0	0	0	1	4
3	0	1	1	0	1	1
0	0	0	0	1	0	0
0	0	0	0	0	0	0
4	0	0	0	0	0	2
1B: 4	SF: 0	2B: 4	SAC: 0	3B: 0	DP: 0	HR: 0
BB: 2	HBP: 1	SO: 5				
WP: 0	PA: 41	FB: 0				
SB: 0		CS: 0				

Batter	1	2	3	4	5	6	7	8	9	10
Harvey Kuenn, R OBP: 0.371, SLG: 0.411 (1, 5)	0-0 5-3		0-0 F7		0-0 4-3		0-0 F8			0-0 2B 1B
Matty Alou, L OBP: 0.321, SLG: 0.320 (1, 7)	0-0 FC5-4 1B		0-0 2B		0-0 F9			0-0 6-3		0-0 F8
Willie Mays, R OBP: 0.378, SLG: 0.617 (1, 8)	0-0 F8		0-3 K			0-0 6-3		0-0 5-3		0-0 1-H 2B
Orlando Cepeda, R OBP: 0.353, SLG: 0.514 (1, 3)	0-0 FC5-4 1-2f		0-0 5-3			0-0 BB 1B		0-0 2B		0-0 F2
Felipe Alou, R OBP: 0.357, SLG: 0.518 (1, 9)		0-0 6-3		1-0 FC1-6 HBP		0-3 K		0-0 F7		0-0 F7
Tom Haller, L OBP: 0.404, SLG: 0.503 (1, 2)		0-0 4-3 1B 2B		0-0 FC1-6 FC6-4 1-2f		4-0 1-2 BB		0-3 K		
Chuck Hiller, L OBP: 0.330, SLG: 0.321 (1, 4)		0-0 4-3 2-3		0-0 F7		0-3 K		0-0 F8		
Jose Pagan, R OBP: 0.313, SLG: 0.334 (1, 6)		0-0 1B		0-0 FC6-4 1-2f		0-3 K		4-0 BB BB		4-0 BB
Willie McCovey, L OBP: 0.367, SLG: 0.585 (9, PH)										
Ernie Bowman, R OBP: 0.240, SLG: 0.250 (9, PR)										
Billy O'Dell, S OBP: 0.226, SLG: 0.143 (1, 1)		0-0 3-H F5			0-0 6-3		0-0 F6		0-0 F4	

Inning Stats	R: 0	H: 1	E: 0	K: 0	S: 4	P: 4	R: 1	H: 2	E: 0	K: 0	S: 5	P: 5	R: 0	H: 1	E: 0	K: 1	S: 6	R: 0	H: 0	E: 0	K: 0	S: 3	P: 4	R: 0	H: 1	E: 0	K: 2	S: 8	P: 12	R: 0	H: 0	E: 0	K: 1	S: 5	P: 5	R: 0	H: 1	E: 0	K: 0	S: 4	P: 4	R: 0	H: 0	E: 0	K: 1	S: 5	P: 9	R: 1	H: 2	E: 0	K: 0	S: 5	P: 5	1B: 4	SF: 0	2B: 4	SAC: 0	3B: 0	DP: 0	HR: 0	WP: 0	PA: 41
--------------	------	------	------	------	------	------	------	------	------	------	------	------	------	------	------	------	------	------	------	------	------	------	------	------	------	------	------	------	-------	------	------	------	------	------	------	------	------	------	------	------	------	------	------	------	------	------	------	------	------	------	------	------	------	-------	-------	-------	--------	-------	-------	-------	-------	--------

PITCHER	IP	WLS	BF	H	R	ER	SO	BB	IBB	HBP	BLK	WP	HR	S	P	ERA	WHIP
Bob Buhl, R ERA: 4.4 (1, 1)	9.1	W	39	8	2	2	5	2	0	1	0	0	0	46	55	1.93	1.071
Don Cardwell, R ERA: 5.29 (10, 1)	0.2	S	2	0	0	0	0	0	0	0	0	0	0	2	2	0.00	0.000

Batter	1	2	3	4	5	6	7	8	9	AB R H RBI BB SO LOB	TOP											
Don Landrum, L (1, 8) OBP: 0.389, SLG: 0.315	0-0 6-3 1B		0-0 F7		0-0 FC6-4 1B			0-0 G3 1B		4 1 3 0 0 0 0												
Ken Hubbs, R (1, 4) OBP: 0.298, SLG: 0.363	0-0 6-3 1-2		0-0 4-3		0-0 FC6-4 1-2f			0-0 G3 1-2		4 0 0 0 0 0 3												
Ron Santo, R (1, 5) OBP: 0.311, SLG: 0.385	0-0 2-H 1B			0-0 F6		0-0 5-3		0-3 K		4 0 1 1 0 1 1												
George Altman, L (1, 9) OBP: 0.404, SLG: 0.517	0-3 K			0-0 1B 1B		0-0 6-3		0-0 F9		4 0 1 0 0 1 1												
14 Ernie Banks, R (1, 3) OBP: 0.304, SLG: 0.507	0-3 K			0-0 F9		0-3 K		0-0 5-3		4 0 0 0 0 2 2												
Billy Williams, L (1, 7) OBP: 0.381, SLG: 0.519		0-0 G3		0-0 1-2 1B		0-0 G6-4-3 1B		0-0 HR		4 1 3 1 0 0 0												
Andre Rodgers, R (1, 6) OBP: 0.354, SLG: 0.418		0-3 K		0-0 6-3		0-3 K		0-0 HR		4 1 1 1 0 2 3												
Cuno Barragan, R (1, 2) OBP: 0.273, SLG: 0.230		0-0 F9			0-0 F7		0-0 G6-4-3	0-3 K		3 0 0 0 0 0 1												
Bob Will, L (9, PH) OBP: 0.329, SLG: 0.358										1 0 0 0 0 1 0												
Dick Ellsworth, L (1, 1) OBP: 0.275, SLG: 0.143			0-3 K		0-0 1-3			0-0 F7		1 0 0 0 0 0 0												
Al Lary, R (4, 1)										1 0 0 0 0 0 0												
Jim McKnight, R (8, PH) OBP: 0.289, SLG: 0.276										1 0 0 0 0 0 0												
Don Elston, R (8, 1)										0 0 0 0 0 0 0												
Inning Stats	R: 1 E: 0 K: 2 S: 9	H: 2 LOB: 1 BB: 0 P: 9	R: 0 E: 0 K: 1 S: 5	H: 0 LOB: 0 BB: 0 P: 5	R: 0 E: 0 K: 1 S: 5	H: 0 LOB: 0 BB: 0 P: 5	R: 0 E: 0 K: 0 S: 5	H: 2 LOB: 2 BB: 0 P: 5	R: 0 E: 0 K: 1 S: 4	H: 1 LOB: 1 BB: 0 P: 4	R: 0 E: 0 K: 1 S: 5	H: 0 LOB: 0 BB: 0 P: 5	R: 0 E: 0 K: 1 S: 5	H: 1 LOB: 0 BB: 0 P: 5	R: 0 E: 0 K: 1 S: 6	H: 1 LOB: 1 BB: 0 P: 6	R: 2 E: 0 K: 1 S: 7	H: 2 LOB: 0 BB: 0 P: 7	1B: 7 2B: 0 3B: 0 HR: 2	SF: 0 SAC: 0 DP: 1 HBP: 0	WP: 0 PB: 0 SB: 0 CS: 0	PA: 35
PITCHER	IP WLS BF H R ER SO BB IBB HBP BLK WP HR S P ERA WHIP																					
Billy Pierce, L (1, 1) ERA: 3.89	8.2 W 34 9 3 3 7 0 0 0 0 0 2 48 48 3.12 1.038																					
Don Larsen, R (9, 1) ERA: 4.95	0.1 S 1 0 0 0 1 0 0 0 0 0 0 0 3 3 0.00 0.000																					

Chicago Cubs @ San Francisco Giants
 Candlestick Park, San Francisco, CA
 Thu Aug 02 1962, 6:33 AM EDT
 Att. 7,454 - Unknown

livebaseballscorecards.com

AB	35
R	3
H	9
RBI	3
BB	0
SO	8
LOB	11



Batter	1	2	3	4	5	6	7	8	9	AB	R	H	RBI	BB	SO	LOB
Jose Pagan, R OBP: 0.318, SLG: 0.335 (1, 6)	0-0 5-3		0-0 2B 1B	4-0 1-2 BB			4-0 S 6-3 BB			2	1	1	0	2	0	0
Felipe Alou, R OBP: 0.356, SLG: 0.518 (1, 9)	0-3 K		0-0 1B 2B	0-0 F7			0-0 6-3			4	1	1	1	0	1	3
Willie Mays, R OBP: 0.375, SLG: 0.611 (1, 8)	0-0 F5		0-0 P3				0-0 F3			4	0	0	0	0	0	2
Orlando Cepeda, R OBP: 0.356, SLG: 0.516 (1, 3)		0-0 1B 1B	0-0 S 2-H 1B				0-3 K			3	1	2	1	1	1	0
John Orsino, R OBP: 0.333, SLG: 0.278 (1, 2)		0-0 1B FC3-2 1B	0-0 6-3				0-0 F3			3	0	1	0	0	0	1
Tom Haller, L OBP: 0.402, SLG: 0.500 (7, PH) (8, 2)		1-2 FC3-2 1B	0-0 6-3				0-0 F3			1	0	0	0	0	0	2
Carl Boles, R Matty Alou, L OBP: 0.324, SLG: 0.316 (1, 7) (6, PH) (7, 7)	0-3 K	0-3 K	0-0 F8				0-0 4-3			2	0	0	0	0	1	3
Jim Davenport, R OBP: 0.371, SLG: 0.496 (1, 5)		0-0 FC3-2 1B		0-0 G6-4-3 1B			0-0 4-3			2	0	2	1	0	0	0
Chuck Hiller, L OBP: 0.329, SLG: 0.319 (5, 4)		1-3 2-H FC3-2 1B		0-0 G6-4-3 1B			0-0 4-3			2	0	0	0	0	0	1
Ernie Bowman, R OBP: 0.250, SLG: 0.259 (1, 4) (5, 5)		0-0 FC3-2		0-0 G6-4-3			0-0 1B			3	0	1	1	0	0	3
Billy Pierce, L OBP: 0.355, SLG: 0.286 (1, 1)		0-0 6-3		0-0 WP 1B			0-0 G1			4	0	1	0	0	0	3
Don Larsen, R OBP: 0.227, SLG: 0.318 (9, 1)										0	0	0	0	0	0	0

Inning Stats	R: 0	H: 0	E: 0	K: 1	S: 5	LOB: 0	BB: 0	P: 5	R: 1	H: 3	E: 0	K: 1	S: 8	LOB: 2	BB: 0	P: 8	R: 2	H: 3	E: 0	K: 0	S: 6	LOB: 1	BB: 0	P: 6	R: 0	H: 2	E: 0	K: 0	S: 4	LOB: 2	BB: 1	P: 8	R: 0	H: 0	E: 0	K: 1	S: 5	LOB: 0	BB: 0	P: 5	R: 0	H: 1	E: 0	K: 0	S: 4	LOB: 1	BB: 0	P: 4	R: 0	H: 0	E: 0	K: 0	S: 3	LOB: 2	BB: 2	P: 11	R: 1	H: 0	E: 0	K: 0	S: 3	LOB: 0	BB: 1	P: 7
1B: 8	SF: 0	2B: 1	SAC: 1	3B: 0	DP: 1	HR: 0	HBP: 0																																																									


BOTTOM

Chicago Cubs @ San Francisco Giants
Candlestick Park, San Francisco, CA

Thu Aug 02 1962, 6:33 AM EDT
Att. 7,454 - Unknown

livebaseballscorecards.com

AB	31
R	4
H	9
RBI	4
BB	4
SO	3
LOB	18



PITCHER	IP	WLS	BF	H	R	ER	SO	BB	IBB	HBP	BLK	WP	HR	S	P	ERA	WHIP
Dick Ellsworth, L ERA: 5.25 (1, 1)	3.2	L	19	8	3	3	2	1	0	0	0	1	0	22	26	7.36	2.455
Al Lary, R ERA: 7.65 (4, 1)	3.1		13	1	0	0	1	2	0	0	0	0	0	13	21	0.00	0.900
Don Elston, R ERA: 2.66 (8, 1)	1.0		4	0	1	1	0	1	0	0	0	1	0	3	7	9.00	1.000


Batter	1	2	3	4	5	6	7	8	9	AB R H RBI BB SO LOB	TOP		
Bill Virdon, L (1, 8) OBP: 0.292, SLG: 0.377	0-0 1-3		0-0 G4-6-3 1B	0-0 F7		0-0 2B		0-0 F6		5 0 2 0 0 0 2	Pittsburgh Pirates @ San Francisco Giants Candlestick Park, San Francisco, CA Fri Aug 03 1962, 10:05 PM EDT Att: 15,910 - Unknown		
Dick Groat, R (1, 6) OBP: 0.346, SLG: 0.353	0-0 6-3		0-0 G4-6-3 1B	0-0 1B		0-0 F8		0-3 K		5 0 1 1 0 1 3			
Bob Skinner, L (1, 7) OBP: 0.407, SLG: 0.524	0-0 3-1		0-0 E3 1B	0-0 1B			0-0 F7		0-0 4-3 WP 1B	5 1 2 0 0 0 0			
Smoky Burgess, L (1, 2) OBP: 0.412, SLG: 0.565		0-0 1B	0-0 1B	0-0 F8			0-0 1B		0-0 4-3	5 0 3 1 0 0 3			
Jim Marshall, L (1, 3) OBP: 0.328, SLG: 0.471		0-0 1B 2B	0-3 K		0-0 4-3		0-0 1B		4-0 G6-4-3 BB	4 1 2 0 1 1 1			
Don Hoak, R (1, 5) OBP: 0.313, SLG: 0.362		0-0 4-3 1B		0-0 HR 1B	0-0 6-3		0-0 F4		0-0 G6-4-3	5 1 2 0 0 0 4			
Howie Goss, R (1, 9) OBP: 0.333, SLG: 0.413		0-0 1B		0-0 HR	0-0 K		0-0 F2			4 1 2 3 0 1 2			
Bill Mazaroski, R (1, 4) OBP: 0.290, SLG: 0.417		0-0 4-3		0-0 SH3-4 1B			0-0 F3		0-0 SH2-3 1B	4 1 2 0 0 0 2			
Al McBean, R (1, 1) OBP: 0.213, SLG: 0.277 Diomedes Olivo, L (6, 1) OBP: 0.250, SLG: 0.273 Roy Face, R (9, 1)		0-0 F6		0-0 SH3-4			0-3 K		0-0 SH2-3	2 0 0 0 0 1 2 0 0 0 0 0 0 0 0 0 0 0 0 0 0			
Inning Stats	R: 0 H: 0 E: 0 LOB: 0 K: 0 BB: 0 S: 3 P: 3	R: 1 H: 4 E: 0 LOB: 2 K: 0 BB: 0 S: 6 P: 6	R: 1 H: 2 E: 1 LOB: 1 K: 1 BB: 0 S: 7 P: 7	R: 3 H: 5 E: 0 LOB: 2 K: 0 BB: 0 S: 8 P: 8	R: 0 H: 0 E: 0 LOB: 0 K: 1 BB: 0 S: 5 P: 5	R: 0 H: 1 E: 0 LOB: 1 K: 1 BB: 0 S: 6 P: 6	R: 0 H: 2 E: 0 LOB: 2 K: 0 BB: 0 S: 5 P: 5	R: 0 H: 1 E: 0 LOB: 1 K: 1 BB: 0 S: 6 P: 6	R: 0 H: 1 E: 0 LOB: 1 K: 0 BB: 1 S: 3 P: 7	1B: 13 SF: 0 2B: 2 SAC: 2 3B: 0 DP: 2 HR: 1 HBP: 0	WP: 2 PA: 42 PB: 0 SB: 0 CS: 0		
PITCHER	IP WLS BF H R ER SO BB IBB HBP BLK WP HR S P ERA WHIP											PITCHER	IP WLS BF H R ER SO BB IBB HBP BLK WP HR S P ERA WHIP
Juan Marichal, R (1, 1) ERA: 3.41	3.0 L 16 8 4 3 1 0 0 0 0 1 1 18 18 9.00 2.667												
Stu Miller, R (4, 1) ERA: 3.67	2.0 9 3 1 1 1 0 0 0 0 0 0 11 11 4.50 1.500												
Jim Duffalo, R (6, 1) ERA: 3.24	3.0 13 4 0 0 2 0 0 0 0 0 0 17 17 0.00 1.333												
Don Larsen, R (9, 1) ERA: 4.87	1.0 4 1 0 0 0 1 0 0 0 1 0 3 7 0.00 2.000												

AB	39
R	5
H	16
RBI	5
BB	1
SO	4
LOB	19



WP: 2	PA: 42
PB: 0	
SB: 0	
CS: 0	

WP: 2	PA: 42
PB: 0	
SB: 0	
CS: 0	

Batter	1	2	3	4	5	6	7	8	9	AB R H RBI BB SO LOB	TOP																					
Bill Virdon, L (1, 8) OBP: 0.291, SLG: 0.375	0-0 4-3	0-0 G4-3 1-3 3-H 1B			0-0 4-3		0-0 FC3-6 1-2f HR		0-0 5-3	5 1 1 1 0 0 1	Pittsburgh Pirates @ San Francisco Giants Candlestick Park, San Francisco, CA Sat Aug 04 1962, 6:33 AM EDT Att: 29,370 - Unknown livebaseballscorecards.com AB 37 R 5 H 11 RBI 5 BB 1 SO 6 LOB 17 																					
Dick Groat, R (1, 6) OBP: 0.344, SLG: 0.352	0-0 F5	0-0 G4-3 1-2f			0-0 1B		0-0 F7		0-0 4-3	5 0 1 0 0 0 3																						
Bob Skinner, L (1, 7) OBP: 0.408, SLG: 0.530	4-0 BB			0-0 4-3	0-3 K		0-0 1-H HR			3 1 1 2 1 1 1																						
Smoky Burgess, L (1, 2) OBP: 0.406, SLG: 0.556	0-0 4-3			0-0 6-3	0-0 4-3		0-0 4-3			4 0 0 0 0 0 3																						
Jim Marshall, L (1, 3) OBP: 0.342, SLG: 0.491		0-0 3B 2B		0-3 K		0-0 FC6-4 1B		0-0 1B		4 1 3 0 0 1 0																						
Don Hoak, R (1, 5) OBP: 0.312, SLG: 0.367		0-0 1B 3B		0-0 F5		0-0 F9		0-0 F8		4 1 1 1 0 0 2																						
Howie Goss, R (1, 9) OBP: 0.330, SLG: 0.405		0-0 1B 1B 1B		0-3 K		0-0 FC6-4 FC5-4 1-2f		0-3 K		4 1 1 1 0 2 2																						
Bill Mazaroski, R (1, 4) OBP: 0.292, SLG: 0.418		0-0 1B 1-3 1B		0-0 1B		0-0 FC5-4 1-2f		0-0 F8		4 0 2 0 0 0 2																						
Harvey Haddix, L (1, 1) OBP: 0.222, SLG: 0.400 Tom Sturdivant, L (6, 1) OBP: 0.071, SLG: 0.071 Dick Schofield, S (7, PH) OBP: 0.397, SLG: 0.418 Roberto Clemente, R (7, PR) OBP: 0.367, SLG: 0.484 Jack Lamabe, R (7, 1) Diomedes Olivo, L (7, 1) OBP: 0.250, SLG: 0.273 Roy Face, R (7, 1) Donn Clendenon, R (9, PH) OBP: 0.326, SLG: 0.382		0-3 K		0-0 F4		0-0 FC3-6 1B		0-3 K		2 0 0 0 0 0 1 3 0 0 0 0 0 0 0 0 1 0 1 0 1 0 0 0 0 0 1 0																						
Inning Stats	R: 0 E: 0 K: 0 S: 3	H: 0 LOB: 1 BB: 1 P: 7	R: 3 E: 0 K: 1 S: 9	H: 5 LOB: 1 BB: 0 P: 9	R: 0 E: 0 K: 1 S: 5	H: 0 LOB: 0 BB: 0 P: 5	R: 0 E: 0 K: 1 S: 6	H: 1 LOB: 1 BB: 0 P: 6	R: 0 E: 0 K: 0 S: 4	H: 1 LOB: 1 BB: 0 P: 4	R: 2 E: 0 K: 0 S: 5	H: 2 LOB: 1 BB: 0 P: 5	R: 0 E: 0 K: 1 S: 6	H: 1 LOB: 1 BB: 0 P: 6	R: 0 E: 0 K: 1 S: 5	H: 0 LOB: 0 BB: 0 P: 5	1B: 8 2B: 1 3B: 1 HR: 1	SF: 0 SAC: 0 DP: 1 HBP: 0	WP: 0 PB: 0 SB: 0 CS: 0	PA: 38												
PITCHER Jack Sanford, R (1, 1) ERA: 3.66 Bobby Bolin, R (8, 1) ERA: 3.39	IP 7.0	WLS W	BF 31	H 10	R 5	ER 5	SO 4	BB 1	IBB 0	HBP 0	BLK 0	WP 0	HR 1	S 38	P 42	ERA 6.43	WHIP 1.571															
											PITCHER	IP	WLS	BF	H	R	ER	SO	BB	IBB	HBP	BLK	WP	HR	S	P	ERA	WHIP				

BOTTOM

Pittsburgh Pirates @ San Francisco Giants
Candlestick Park, San Francisco, CA

livebaseballscorecards.com

AB 28
R 6
H 10
RBI 5
BB 2
SO 3
LOB 9



WP: 2 PA: 34
PB: 1
SB: 0
CS: 0

Sat Aug 04 1962, 6:33 AM EDT
Att. 29,370 - Unknown

Batter	1	2	3	4	5	6	7	8	9	AB	R	H	RBI	BB	SO	LOB					
Harvey Kuenn, R (1, 7)	0-0 1B 2B		0-0 4-3			0-0 SH3-4 1B	4-0 1B IBB			4	2	3	2	0	0	0					
Jose Pagan, R (1, 6)	0-3 K		0-3 K			0-0 SH3-4 1-2	0-0 FC6-4 1B			3	0	0	0	0	2	3					
Willie Mays, R (1, 8)	0-0 G1-4-3 1B			0-0 4-3 WP 1B		4-0 1B IBB	0-0 FC6-4 1-2f			3	1	2	1	1	0	0					
Orlando Cepeda, R (1, 3)	0-0 G1-4-3 1-2f			0-0 4-3 1-3		0-0 WP 1B		0-0 6-3		4	0	2	1	0	0	2					
Felipe Alou, R (1, 9)		0-0 F7		0-3 K		0-0 WP		0-0 PO 1B		5	1	1	0	0	1	3					
Jim Davenport, R (1, 5)		0-0 F3		0-0 6-3			0-0 SH1-3 PB 1B	0-0 F7		2	0	0	0	0	0	0					
Tom Haller, L (1, 2)		0-0 F2			0-0 F9		0-0 SH1-3 1-3	0-0 PO		2	0	0	0	0	0	0					
John Orsino, R (7, PH)										1	1	1	1	0	0	0					
Chuck Hiller, L (1, 4)			0-0 SH1-3 4-3 2B		0-0 1-3		0-0 G3 1B			3	1	1	0	0	0	1					
Jack Sanford, R (1, 1)			0-0 SH1-3		0-0 F8		0-0 G3			1	0	0	0	0	0	0					
Don Larsen, R (7, PH)										0	0	0	0	0	0	0					
Willie McCovey, L (7, PH)										0	0	0	0	1	0	0					
Billy O'Dell, S (7, PR)										0	0	0	0	0	0	0					
Bobby Bolin, R (8, 1)			2-3				1-2			0	0	0	0	0	0	0					
Inning Stats	R: 1 E: 0 K: 1 S: 6	H: 2 LOB: 0 BB: 0 P: 6	R: 0 E: 0 K: 0 S: 3	H: 0 LOB: 0 BB: 0 P: 3	R: 1 E: 0 K: 1 S: 6	H: 1 LOB: 0 BB: 0 P: 6	R: 1 E: 0 K: 1 S: 6	H: 1 LOB: 0 BB: 0 P: 6	R: 0 E: 0 K: 0 S: 3	H: 0 LOB: 0 BB: 0 P: 3	R: 1 E: 0 K: 0 S: 3	H: 2 LOB: 0 BB: 1 P: 7	R: 2 E: 0 K: 0 S: 6	H: 3 LOB: 2 BB: 1 P: 10	R: 0 E: 0 K: 0 S: 3	H: 1 LOB: 0 BB: 0 P: 3	1B: 8 2B: 2 3B: 0 HR: 0	SF: 0 SAC: 3 DP: 1 HBP: 0	WP: 2 PB: 1 SB: 0 CS: 0	PA: 34 ERA WHIP	
PITCHER	IP	WLS	BF	H	R	ER	SO	BB	IBB	HBP	BLK	WP	HR	S	P	ERA	WHIP				
Harvey Haddix, L (1, 1)	5.1		21	5	4	4	3	0	1	0	0	1	0	26	30	6.75	0.938				
Tom Sturdivant, R (6, 1)	0.2		2	1	0	0	0	0	0	0	0	1	0	1	1	0.00	1.500				
Jack Lamabe, R (7, 1)	0.1		2	1	1	1	0	0	0	0	0	0	0	2	2	27.00	3.000				
Diomedes Olivo, L (7, 1)	0.1	L	2	1	0	0	0	0	0	0	0	0	0	2	2	0.00	3.000				
Roy Face, R (7, 1)	1.1		6	2	1	1	0	0	1	0	0	0	0	5	9	6.75	1.500				

Batter	1	2	3	4	5	6	7	8	9	AB R H RBI BB SO LOB	TOP
Bill Virdon, L (1, 8) OBP: 0.289, SLG: 0.372	0-0 F6		0-0 F7		0-3 K			0-0 3-1		4 0 0 0 0 1 0	Pittsburgh Pirates @ San Francisco Giants Candlestick Park, San Francisco, CA Sun Aug 05 1962, 6:33 AM EDT Att: 25,532 - Unknown livebaseballscorecards.com
Dick Groat, R (1, 6) OBP: 0.343, SLG: 0.353	0-0 4-3			0-0 L5		0-0 2B		0-3 K		4 0 1 0 0 1 0	
Don Hoak, R (1, 5) OBP: 0.311, SLG: 0.366	0-0 L5			0-0 1B SF8 1B		0-0 1-3		0-0 5-3		4 1 1 0 0 0 1	
Donn Clendenon, R (1, 3) OBP: 0.333, SLG: 0.380		0-0 F4		0-0 SF8 S 1B		4-0 FC4-6 BB		0-3 K		3 0 1 0 1 1 0	
Bob Skinner, L (1, 7) OBP: 0.409, SLG: 0.532		0-0 1B		0-0 SF8		0-0 F6		0-0 1B		3 0 2 1 0 0 2	
Bill Mazaroski, R (1, 4) OBP: 0.291, SLG: 0.414		0-0 F7		4-0 BB		0-0 FC4-6		0-0 F3		3 0 0 0 1 0 4	
Howie Goss, R (1, 9) OBP: 0.319, SLG: 0.390 Dick Stuart, R (9, PH) OBP: 0.286, SLG: 0.398		0-0 P1		0-3 K		0-0 F4		0-0 4-3		3 0 0 0 0 1 3 1 0 0 0 0 0 1	
Don Leppert, R (1, 2) OBP: 0.299, SLG: 0.333			0-3 K		0-0 F8		0-0 5-3			3 0 0 0 0 1 0	
Bob Friend, R (1, 1) OBP: 0.113, SLG: 0.129			0-0 6-3		0-0 F4		0-0 5-3			3 0 0 0 0 0 0	
Inning Stats	R: 0 H: 0 E: 0 LOB: 0 K: 0 BB: 0 S: 3 P: 3	R: 0 H: 1 E: 0 LOB: 1 K: 0 BB: 0 S: 4 P: 4	R: 0 H: 0 E: 0 LOB: 0 K: 1 BB: 0 S: 5 P: 5	R: 1 H: 2 E: 0 LOB: 2 K: 1 BB: 1 S: 7 P: 11	R: 0 H: 0 E: 0 LOB: 0 K: 1 BB: 0 S: 5 P: 5	R: 0 H: 1 E: 0 LOB: 2 K: 0 BB: 1 S: 4 P: 8	R: 0 H: 0 E: 0 LOB: 0 K: 0 BB: 0 S: 3 P: 3	R: 0 H: 0 E: 0 LOB: 0 K: 1 BB: 0 S: 5 P: 5	R: 0 H: 1 E: 0 LOB: 1 K: 1 BB: 0 S: 6 P: 6	1B: 4 SF: 1 2B: 1 SAC: 0 3B: 0 DP: 0 HR: 0 HBP: 0	WP: 0 PA: 34 PB: 0 SB: 1 CS: 0
PITCHER Billy O'Dell, L (1, 1) ERA: 3.45	IP WLS BF H R ER SO BB IBB HBP BLK WP HR S P ERA WHIP										
	9.0 W 34 5 1 1 5 2 0 0 0 0 0 0 42 50 1.00 0.778										

AB	31
R	1
H	5
RBI	1
BB	2
SO	5
LOB	11



Batter	1	2	3	4	5	6	7	8	9
Harvey Kuenn, R OBP: 0.377, SLG: 0.420 (1, 7)	0-0 FC6-4 1B	0-0 CS	0-0 4-3		0-0 6-3		0-0 1-2 1B		
Chuck Hiller, L OBP: 0.332, SLG: 0.328 (1, 4)	0-0 FC6-4 1-2f E		0-0 G6-3 1B			0-0 4-3	0-0 F7		
Willie Mays, R OBP: 0.378, SLG: 0.607 (1, 8)	0-0 E5 1-2		0-0 G6-3 1-2f			0-0 F7		0-0 1B 1B	
Orlando Cepeda, R OBP: 0.358, SLG: 0.513 (1, 3)	0-3 K			0-0 FC5-4 1B		0-0 1B		0-0 F3	
Ed Bailey, L OBP: 0.342, SLG: 0.490 (1, 2)	0-0 4-3			0-0 F8		0-0 G3		0-0 1-3 1B	
Felipe Alou, R OBP: 0.355, SLG: 0.512 (1, 9)		0-0 1B G6-4-3 1B		0-0 FC5-4 1-2f		0-0 4-3 1B		0-0 F6	
Jim Davenport, R OBP: 0.368, SLG: 0.489 (1, 5)		0-0 G6-4-3 1-3 1B		0-0 6-3		0-0 4-3		0-0 F2	
Jose Pagan, R OBP: 0.312, SLG: 0.329 (1, 6)		0-0 G6-4-3 1-2f 3-H			0-0 6-3		0-0 F8		
Billy O'Dell, S OBP: 0.246, SLG: 0.169 (1, 1)		0-0 CS 1B			0-0 F7		0-0 1B 2-H 1B		

Inning Stats	R: 0	H: 1	E: 1	LOB: 2	K: 1	BB: 0	S: 7	P: 7
	R: 1	H: 3	E: 0	LOB: 0	K: 0	BB: 0	S: 4	P: 4
	R: 0	H: 1	E: 0	LOB: 0	K: 0	BB: 0	S: 3	P: 3
	R: 0	H: 1	E: 0	LOB: 1	K: 0	BB: 0	S: 4	P: 4
	R: 0	H: 0	E: 0	LOB: 0	K: 0	BB: 0	S: 3	P: 3
	R: 0	H: 1	E: 0	LOB: 1	K: 0	BB: 0	S: 4	P: 4
	R: 1	H: 3	E: 0	LOB: 2	K: 0	BB: 0	S: 6	P: 6
	R: 0	H: 2	E: 0	LOB: 2	K: 0	BB: 0	S: 5	P: 5

PITCHER	IP	WLS	BF	H	R	ER	SO	BB	IBB	HBP	BLK	WP	HR	S	P	ERA	WHIP
Bob Friend, R ERA: 3.26 (1, 1)	8.0	L	34	12	2	2	1	0	0	0	0	0	0	36	36	2.25	1.500

AB R H RBI BB SO LOB

4	0	2	0	0	0	0
4	0	1	0	0	0	3
4	0	1	0	0	0	2
4	0	2	0	0	1	3
4	0	1	0	0	0	4
4	2	2	0	0	0	3
4	0	1	0	0	0	4
3	0	0	0	0	0	2
3	0	2	1	0	0	0

AB	34
R	2
H	12
RBI	1
BB	0
SO	1
LOB	21



Pittsburgh Pirates @ San Francisco Giants
 Candlestick Park, San Francisco, CA
 Sun Aug 05 1962, 6:33 AM EDT
 Att. 25,532 - Unknown

livebaseballscores.com

AB	34
R	2
H	12
RBI	1
BB	0
SO	1
LOB	21

WP	0	PA	35
PB	0		
SB	0		
CS	1		

Batter	1	2	3	4	5	6	7	8	9	AB R H RBI BB SO LOB	TOP																					
Tony Taylor, R OBP: 0.336, SLG: 0.354 (1, 4) X	0-0 6-3 ①		0-0 1-3 ③			0-0 F4 ③		0-0 BLK 1B		4 0 1 0 0 0 0	Philadelphia Phillies @ San Francisco Giants Candlestick Park, San Francisco, CA Mon Aug 06 1962, 6:33 AM EDT Att. 6,222 - Unknown																					
Tony Gonzalez, L OBP: 0.385, SLG: 0.512 (1, 8) X	0-0 6-3 ②			0-0 F6 ①			0-0 2B 1B	0-0 1-3 ③		4 1 1 0 0 0 1																						
Ted Savage, R OBP: 0.337, SLG: 0.395 (1, 9) X	0-0 FC3-6 1B			0-0 4-3 ②			0-0 1-H 2B 2B		0-0 F2 ①	4 1 2 1 0 0 0																						
Roy Sievers, R OBP: 0.345, SLG: 0.471 (1, 3) X	0-0 FC3-6 1-2f			0-0 F3 ③			0-0 G4-6-3 2-H 2B		0-0 6-3 ②	4 0 1 1 0 0 1																						
Don Demeter, R OBP: 0.337, SLG: 0.475 (1, 7)		0-0 F9 ①			0-0 F7 ①		4-0 G4-6-3 BB		0-0 F8 ③	3 0 0 0 1 0 0																						
Mel Roach, R OBP: 0.253, SLG: 0.259 John Boozer, R (5, 1)		0-0 5-3 ②			0-0 5-3 ②		0-0 G4-6-3 ① ②			2 0 0 0 0 0 0																						
Johnny Callison, L OBP: 0.362, SLG: 0.455 Chris Short, R OBP: 0.125, SLG: 0.200 (7, 1)							1-2f 2-3			0 0 0 0 0 0 0																						
Sammy White, R OBP: 0.240, SLG: 0.323 (1, 2)		0-0 F4 ③			0-0 F8 ③		0-0 F8 ③			3 0 0 0 0 0 1																						
Ruben Amaro, R OBP: 0.377, SLG: 0.348 (1, 6)			0-3 K ①			0-0 G6-4-3 1B		0-0 F8 ①		3 0 1 0 0 1 0																						
Dallas Green, L OBP: 0.200, SLG: 0.091 Bill Smith, L OBP: 0.308, SLG: 0.273 Bobby Wine, R OBP: 0.267, SLG: 0.338 (5, 5)			0-0 F9 ②			0-0 G6-4-3 ① ②		0-0 F2 ②		0 0 0 0 0 0 0																						
Inning Stats	R: 0 E: 0 K: 0 S: 4	H: 1 LOB: 1 BB: 0 P: 4	R: 0 E: 0 K: 0 S: 3	H: 0 LOB: 0 BB: 0 P: 3	R: 0 E: 0 K: 1 S: 5	H: 0 LOB: 0 BB: 0 P: 5	R: 0 E: 0 K: 0 S: 3	H: 0 LOB: 0 BB: 0 P: 3	R: 0 E: 0 K: 0 S: 3	H: 1 LOB: 0 BB: 0 P: 3	R: 2 E: 0 K: 0 S: 5	H: 3 LOB: 1 BB: 1 P: 9	R: 0 E: 0 K: 0 S: 4	H: 1 LOB: 1 BB: 0 P: 4	R: 0 E: 0 K: 0 S: 3	H: 0 LOB: 0 BB: 0 P: 3	1B: 4 2B: 2 3B: 0 HR: 0	SF: 0 SAC: 0 DP: 2 HBP: 0	WP: 0 PB: 0 SB: 0 CS: 0	PA: 32												
PITCHER Billy Pierce, L ERA: 3.71 (1, 1)	IP 9.0	WLS W	BF 32	H 6	R 2	ER 2	SO 1	BB 1	IBB 0	HBP 0	BLK 1	WP 0	HR 0	S 33	P 37	ERA 2.00	WHIP 0.778															
											PITCHER	IP	WLS	BF	H	R	ER	SO	BB	IBB	HBP	BLK	WP	HR	S	P	ERA	WHIP				

livebaseballscorecards.com

AB	31
R	2
H	6
RBI	2
BB	1
SO	1
LOB	6



Batter	1	2	3	4	5	6	7	8	9	AB	R	H	RBI	BB	SO	LOB
Harvey Kuenn, R (1, 7) OBP: 0.378, SLG: 0.422	0-0 6-3	0-0 L4	0-0 SF9		0-0 1B		0-0 1B			4	1	2	2	0	0	2
Chuck Hiller, L (1, 4) OBP: 0.335, SLG: 0.334	0-0 HR	0-0 HR	0-0 F9		0-0 1B		0-3 K			5	2	3	2	0	1	3
Willie Mays, R (1, 8) OBP: 0.384, SLG: 0.625	0-0 HR	0-0 HR			0-0 1B					5	2	5	5	0	0	0
Orlando Cepeda, R (1, 3) OBP: 0.358, SLG: 0.510	0-0 FC6	1-0 HBP			0-0 F9		0-0 G6-4-3			4	0	1	0	0	0	4
Ed Bailey, L (1, 2) OBP: 0.339, SLG: 0.480	0-0 F9	0-0 4-3			4-0 BB		0-0 4-3			4	0	0	0	1	1	2
Felipe Alou, R (1, 9) OBP: 0.357, SLG: 0.512	0-0 FC6		0-0 SF9		0-0 F9		0-0 G6-4-3			4	1	2	0	0	0	2
Jim Davenport, R (1, 5) OBP: 0.369, SLG: 0.489		0-0 SH3-4	0-0 SF9		0-3 K		0-0 G6-4-3			4	1	2	0	0	1	1
Jose Pagan, R (1, 6) OBP: 0.316, SLG: 0.332		4-0 SH3-4	0-0 F8		0-0 6-3		0-0 CS			3	2	2	0	1	0	2
Billy Pierce, L (1, 1) OBP: 0.324, SLG: 0.258		0-0 SH3-4	0-0 E4		0-0 6-3		0-3 K			3	0	0	0	0	1	4

Inning Stats	R: 2	H: 3	E: 0	LOB: 1	K: 0	S: 6	R: 4	H: 3	E: 0	LOB: 1	K: 0	S: 6	R: 1	H: 2	E: 1	LOB: 2	K: 0	S: 6	R: 0	H: 1	E: 0	LOB: 1	K: 0	S: 3	R: 2	H: 4	E: 0	LOB: 2	K: 1	S: 9	R: 0	H: 1	E: 0	LOB: 0	K: 0	S: 3	R: 0	H: 2	E: 0	LOB: 1	K: 2	S: 8	R: 0	H: 1	E: 0	LOB: 0	K: 1	S: 5
1B: 14	SF: 1	3B: 0	DP: 4	HR: 2	HBP: 1	WP: 0	PA: 41																																									

PITCHER	IP	WLS	BF	H	R	ER	SO	BB	IBB	HBP	BLK	WP	HR	S	P	ERA	WHIP
Dallas Green, R (1, 1) ERA: 4.65	1.2		10	4	4	4	0	1	0	0	0	0	1	9	13	21.60	3.000
Bill Smith, L (2, 1) ERA: 4.7	2.1		14	5	3	2	0	1	0	1	0	0	1	12	17	7.71	2.571
John Boozer, R (5, 1) ERA: 7.88	2.0		10	5	2	2	1	0	0	0	0	0	0	12	12	9.00	2.500
Chris Short, L (7, 1) ERA: 3.83	2.0		7	3	0	0	3	0	0	0	0	0	0	13	13	0.00	1.500

BOTTOM

Philadelphia Phillies @ San Francisco Giants
Candlestick Park, San Francisco, CA
Mon Aug 06 1962, 6:33 AM EDT
Att. 6,222 - Unknown

livebaseballscores.com

AB	36
R	9
H	17
RBI	9
BB	2
SO	4
LOB	20



Batter	1	2	3	4	5	6	7	8	9	AB R H RBI BB SO LOB	TOP											
Tony Taylor, R (1, 4) OBP: 0.333, SLG: 0.350	0-0 F7		0-0 4-3		0-0 F9		0-0 6-3		0-0 6-3	5 0 0 0 0 0 1												
Johnny Callison, L (1, 9) OBP: 0.364, SLG: 0.462	0-0 HR		0-3 K		0-0 1B		0-0 4-3			4 1 2 1 0 1 0												
Tony Gonzalez, L (1, 8) OBP: 0.381, SLG: 0.506	0-3 K			0-0 4-3	0-0 F8		0-0 E1			4 0 0 0 0 1 2												
Roy Sievers, R (1, 3) OBP: 0.344, SLG: 0.469	0-0 1B			0-3 K		0-0 F8	0-3 K			4 0 1 0 0 2 1												
Wes Covington, L (1, 7) OBP: 0.311, SLG: 0.401	0-0 5-3			0-0 1B		0-0 F8		0-0 F7		4 0 1 0 0 0 1												
Don Demeter, R (1, 5) OBP: 0.338, SLG: 0.475		0-0 6-3		0-0 1B		0-0 1B		0-3 K		4 1 2 0 0 1 0												
Clay Dalrymple, L (1, 2) OBP: 0.417, SLG: 0.439		0-0 G3		0-0 F7		0-0 FC5		0-0 G3		4 0 1 0 0 0 2												
Ruben Amaro, R (1, 6) OBP: 0.381, SLG: 0.353		0-0 F6			0-0 1B	0-0 1B			0-0 6-3	4 0 2 1 0 0 0												
Art Mahaffey, R (1, 1) OBP: 0.203, SLG: 0.271			0-3 K		0-3 K		0-0 FC5		0-0 4-3	3 0 0 0 0 2 3												
Frank Torre, L (9, PH) OBP: 0.395, SLG: 0.390										1 0 0 0 0 0 0												
Inning Stats	R: 1 E: 0 K: 1 S: 7	H: 2 LOB: 1 BB: 0 P: 7	R: 0 E: 0 K: 0 S: 3	H: 0 LOB: 0 BB: 0 P: 3	R: 0 E: 0 K: 2 S: 7	H: 0 LOB: 0 BB: 0 P: 7	R: 0 E: 0 K: 1 S: 7	H: 2 LOB: 2 BB: 0 P: 7	R: 0 E: 0 K: 1 S: 7	H: 2 LOB: 2 BB: 0 P: 7	R: 1 E: 0 K: 0 S: 6	H: 3 LOB: 2 BB: 0 P: 6	R: 0 E: 1 K: 1 S: 6	H: 0 LOB: 1 BB: 0 P: 6	R: 0 E: 0 K: 1 S: 5	H: 0 LOB: 0 BB: 0 P: 5	R: 0 E: 0 K: 0 S: 3	H: 0 LOB: 0 BB: 0 P: 3	1B: 8 2B: 0 3B: 0 HR: 1	SF: 0 SAC: 0 DP: 0 HBP: 0	WP: 0 PB: 0 SB: 0 CS: 0	PA: 37
PITCHER Juan Marichal, R (1, 1) ERA: 3.35	IP: 9.0 WLS: W BF: 37 H: 9 R: 2 ER: 2 SO: 7 BB: 0 IBB: 0 HBP: 0 BLK: 0 WP: 0 HR: 1 S: 51 P: 51 ERA: 2.00 WHIP: 1.000											PITCHER	IP: 9.0 WLS: W BF: 37 H: 9 R: 2 ER: 2 SO: 7 BB: 0 IBB: 0 HBP: 0 BLK: 0 WP: 0 HR: 1 S: 51 P: 51 ERA: 2.00 WHIP: 1.000									

Philadelphia Phillies @ San Francisco Giants
 Candlestick Park, San Francisco, CA
 Tue Aug 07 1962, 6:33 AM EDT
 Att. 8,531 - Unknown

livebaseballscorecards.com

AB	37
R	2
H	9
RBI	2
BB	0
SO	7
LOB	10



Batter	1	2	3	4	5	6	7	8	9
Harvey Kuenn, R OBP: 0.376, SLG: 0.430 (1, 7)	F9		F6			HR	G5-4-3		
Chuck Hiller, L OBP: 0.336, SLG: 0.338 (1, 4)	F6			5-3 1B		E 2B		F7	
Willie Mays, R OBP: 0.381, SLG: 0.619 (1, 8)	5-3			5-3 1-2		F8		F2	
Orlando Cepeda, R OBP: 0.360, SLG: 0.513 (1, 3)		F7		F2		E6 SF7 2B		1B	
Ed Bailey, L OBP: 0.342, SLG: 0.478 (1, 2)		G6-4-3 1B		3-1		BB BB BB BB		F8	
Felipe Alou, R OBP: 0.356, SLG: 0.517 (1, 9)		G6-4-3			SF7 3B	SF7			
Jim Davenport, R OBP: 0.369, SLG: 0.490 (1, 5)			FC1-6 1B		SF7	F8			
Jose Pagan, R OBP: 0.314, SLG: 0.329 (1, 6)			FC1-6 CS S		6-3		K		
Juan Marichal, R OBP: 0.254, SLG: 0.238 (1, 1)			1-3 1B		6-3		E4 G5-4-3		

Inning Stats	R: 0	H: 0	E: 0	K: 0	S: 3	R: 0	H: 1	E: 0	K: 0	S: 3	R: 0	H: 2	E: 0	K: 0	S: 4	R: 0	H: 1	E: 0	K: 0	S: 4	R: 1	H: 1	E: 0	K: 0	S: 4	R: 3	H: 3	E: 1	K: 0	S: 6	R: 0	H: 0	E: 1	K: 1	S: 5	R: 0	H: 1	E: 0	K: 0	S: 4
	LOB: 0	BB: 0	P: 3	LOB: 0	BB: 0	P: 3	LOB: 1	BB: 0	P: 4	LOB: 0	BB: 0	LOB: 0	BB: 0	P: 4	LOB: 0	BB: 0	LOB: 1	BB: 1	P: 10	LOB: 0	BB: 0	LOB: 0	BB: 0	P: 5	LOB: 0	BB: 0	LOB: 1	BB: 0	P: 4	LOB: 0	BB: 0	LOB: 1	BB: 0	P: 4	LOB: 1	BB: 0	P: 4	LOB: 0	BB: 0	P: 4

PITCHER	IP	WLS	BF	H	R	ER	SO	BB	IBB	HBP	BLK	WP	HR	S	P	ERA	WHIP	PITCHER	IP	WLS	BF	H	R	ER	SO	BB	IBB	HBP	BLK	WP	HR	S	P	ERA	WHIP							
Art Mahaffey, R ERA: 3.36 (1, 1)	8.0	L	32	9	4	3	1	1	0	0	0	0	1	33	37	3.38	1.250																									

BOTTOM

AB	R	H	RBI	BB	SO	LOB
4	1	1	1	0	0	2
4	1	2	0	0	0	0
4	0	0	0	0	0	2
4	1	2	1	0	0	1
3	0	1	0	1	0	2
2	1	1	1	0	0	1
2	0	1	1	0	0	1
3	0	0	0	0	1	1
3	0	1	0	0	0	0

AB	29
R	4
H	9
RBI	4
BB	1
SO	1
LOB	10



WP	PA
0	32

Philadelphia Phillies @ San Francisco Giants
Candlestick Park, San Francisco, CA
Tue Aug 07 1962, 6:33 AM EDT
Att. 8,531 - Unknown

livebaseballscorecards.com

Batter	1	2	3	4	5	6	7	8	9	AB R H RBI BB SO LOB	TOP	
Richie Ashburn, L OBP: 0.426, SLG: 0.403 (1, 8) (7, 9)	0-0 6-3		0-0 F8	0-0 1-3		0-0 5-3			0-0 F7	5 0 0 0 0 0 1		
Charlie Neal, R OBP: 0.321, SLG: 0.396 (1, 6)	0-3 K		0-0 F9		0-0 F8	0-3 K			0-0 E3 1B	5 0 0 0 0 2 0		
Gene Woodling, L OBP: 0.387, SLG: 0.413 Jim Hickman, R OBP: 0.335, SLG: 0.437 (1, 9) (7, 8)	4-0 HBP BB		0-0 1B 2B 1B		0-0 HR 1B		0-0 G3		0-0 1-2 1B	3 2 2 0 1 0 0 1 0 1 0 0 0 0		
Frank Thomas, R OBP: 0.340, SLG: 0.540 Joe Christopher, R OBP: 0.280, SLG: 0.306 (1, 7) (9, 7)	1-0 1-2 HBP		0-0 2B 1B		0-0 HR		0-0 F5		0-0 F6	4 1 2 2 0 0 2 0 0 0 0 0 0 0		
Mary Throneberry, L OBP: 0.324, SLG: 0.432 (1, 3)	0-0 F9		0-0 2B		4-0 HR BB		0-3 K			3 1 1 1 1 1 2		
Choo-Choo Coleman, L OBP: 0.314, SLG: 0.576 (1, 2)		0-3 K	0-0 G3		0-0 F9			0-0 F4		4 0 0 0 0 1 3		
Felix Mantilla, R OBP: 0.332, SLG: 0.414 (1, 5)		0-0 1B		0-0 F3	0-0 HR		0-0 5-3			4 1 2 2 0 0 0		
Rod Kanehl, R OBP: 0.327, SLG: 0.375 (1, 4)		0-0 F3		0-3 K	0-3 K		0-0 1-3			4 0 0 0 0 2 1		
Roger Craig, R OBP: 0.121, SLG: 0.056 (1, 1)		0-0 6-3		0-0 1B		0-3 K		0-0 5-3		4 0 1 0 0 1 1		
Inning Stats	R: 0 E: 0 K: 1 S: 5 H: 0 LOB: 2 BB: 1 P: 10	R: 0 E: 0 K: 1 S: 6 H: 1 LOB: 1 BB: 0 P: 6	R: 1 E: 0 K: 0 S: 6 H: 3 LOB: 2 BB: 0 P: 6	R: 0 E: 0 K: 1 S: 6 H: 1 LOB: 1 BB: 0 P: 6	R: 4 E: 0 K: 1 S: 8 H: 3 LOB: 0 BB: 1 P: 12	R: 0 E: 0 K: 2 S: 7 H: 0 LOB: 0 BB: 0 P: 7	R: 0 E: 0 K: 1 S: 5 H: 0 LOB: 0 BB: 0 P: 5	R: 0 E: 0 K: 0 S: 3 H: 0 LOB: 0 BB: 0 P: 3	R: 0 E: 1 K: 0 S: 5 H: 1 LOB: 2 BB: 0 P: 5	1B: 6 2B: 1 3B: 0 HR: 2 SF: 0 SAC: 0 DP: 0 HBP: 1	WP: 0 PB: 0 SB: 0 CS: 0 PA: 40	
PITCHER	IP WLS BF H R ER SO BB IBB HBP BLK WP HR S P ERA WHIP											
Bobby Bolin, R ERA: 3.8 (1, 1)	4.2 L 25 8 5 5 3 2 0 1 0 0 2 28 37 9.64 2.143											
Jim Duffalo, R ERA: 3.21 (5, 1)	0.1 1 0 0 0 1 0 0 0 0 0 0 3 3 0.00 0.000											
Bob Garibaldi, R ERA: 2.45 (6, 1)	3.0 9 0 0 0 3 0 0 0 0 0 0 15 15 0.00 0.000											
Mike McCormick, L ERA: 4.78 (9, 1)	1.0 5 1 0 0 0 0 0 0 0 0 0 5 5 0.00 1.000											

New York Mets @ San Francisco Giants
Candlestick Park, San Francisco, CA
 Wed Aug 08 1962, 10:05 PM EDT
 Att: 11,411 - Unknown

livebaseballscorecards.com

AB 37
R 5
H 9
RBI 5
BB 2
SO 7
LOB 10



Batter	1	2	3	4	5	6	7	8	9	AB R H RBI BB SO LOB
Harvey Kuenn, R (1, 7) OBP: 0.378, SLG: 0.441	0-0 HR		0-0 G4-6-3 1-2f			0-0 G5-4-3 1B		0-0 G6-4-3 1-2f		4 1 2 1 0 0 2
Chuck Hiller, L (1, 4) OBP: 0.335, SLG: 0.337	0-0 F7			0-0 F7		0-0 G5-4-3 1B		0-0 G3		4 0 1 0 0 0 0
Willie Mays, R (1, 8) OBP: 0.378, SLG: 0.614	0-3 K			0-0 E6		0-0 G5-4-3 1-2f 2-3		0-0 1-3		4 0 0 0 0 1 2
Orlando Cepeda, R (1, 3) OBP: 0.359, SLG: 0.517	0-0 F4			0-0 6-3		0-0 4-3		0-0 HR		4 1 1 1 0 0 2
Ed Bailey, L (1, 2) OBP: 0.344, SLG: 0.476		0-0 F8		4-0 BB		0-0 G6-3 1B		0-0 F7		3 0 1 0 1 0 0
Matty Alou, L (1, 9) OBP: 0.313, SLG: 0.304		0-0 F4		0-0 G3		0-0 G6-3 1-2f				3 0 0 0 0 0 3
Jim Davenport, R (1, 5) OBP: 0.366, SLG: 0.486		0-0 5-3			0-0 5-3		0-0 F7			3 0 0 0 0 0 0
Jose Pagan, R (1, 6) OBP: 0.314, SLG: 0.327			0-0 4-3		4-0 G4-6-3 BB		0-0 F7			2 0 0 0 1 0 0
Bobby Bolin, R (1, 1) OBP: 0.288, SLG: 0.300			0-0 G4-6-3 1B		0-0 G4-6-3 1-2f		0-0 G6-4-3 1B			1 0 1 0 0 0 0
Jim Duffalo, R (5, 1)										0 0 0 0 0 0 0
Tom Haller, L (5, PH) OBP: 0.359, SLG: 0.479										1 0 0 0 0 0 1
Bob Garibaldi, L (8, 1)										0 0 0 0 0 0 0
Carl Boles, R (8, PH) OBP: 0.250, SLG: 0.250										1 0 1 0 0 0 0
Mike McCormick, L (9, 1) OBP: 0.200, SLG: 0.261										0 0 0 0 0 0 0

Inning Stats	R: 1	H: 1	E: 0	K: 1	S: 6	LOB: 0	BB: 0	P: 6	R: 0	H: 0	E: 0	K: 0	S: 3	LOB: 0	BB: 0	P: 3	R: 0	H: 1	E: 0	K: 0	S: 3	LOB: 0	BB: 0	P: 3	R: 0	H: 2	E: 0	K: 0	S: 4	LOB: 1	BB: 0	P: 4	R: 0	H: 1	E: 0	K: 0	S: 3	LOB: 0	BB: 0	P: 3	R: 0	H: 1	E: 0	K: 0	S: 4	LOB: 0	BB: 0	P: 4	R: 1	H: 1	E: 0	K: 0	S: 4	LOB: 0	BB: 0	P: 4
	1	1	0	1	6	0	0	6	0	0	0	0	3	0	0	3	0	2	0	0	3	0	0	0	3	0	1	0	1	4	1	0	0	0	1	0	0	0	3	0	0	0	3	0	0	0	4	1	0	0	4	1	0	0	4	
PITCHER	IP	WLS	BF	H	R	ER	SO	BB	IBB	HBP	BLK	WP	HR	S	P	ERA	WHIP	IP	WLS	BF	H	R	ER	SO	BB	IBB	HBP	BLK	WP	HR	S	P	ERA	WHIP	IP	WLS	BF	H	R	ER	SO	BB	IBB	HBP	BLK	WP	HR	S	P	ERA	WHIP					
Roger Craig, R (1, 1) ERA: 4.3	9.0	W	32	7	2	2	1	2	0	0	0	0	2	32	40	2.00	1.000																																							


BOTTOM

New York Mets @ San Francisco Giants
Candlestick Park, San Francisco, CA

Wed Aug 08 1962, 10:05 PM EDT
Att. 11,411 - Unknown

livebaseballscorecards.com

AB	30
R	2
H	7
RBI	2
BB	2
SO	1
LOB	10



Batter	1	2	3	4	5	6	7	8	9
Harvey Kuenn, R (1, 7) OBP: 0.381, SLG: 0.443	0-0 CS 4-3 1B		0-0 SF 6-3 1B		0-0 G3-6-1 1B	0-0 F4		0-0 G3	
Chuck Hiller, L (1, 4) OBP: 0.333, SLG: 0.335	0-0 4-3 1-2		0-0 SF 1-3		0-0 G3-6-1 1-2f		0-0 F7		
Willie Mays, R (1, 8) OBP: 0.379, SLG: 0.612	4-0 BB		0-0 6-3 3-H			0-3 K	0-0 1B		
Orlando Cepeda, R (1, 3) OBP: 0.358, SLG: 0.521	0-0 F7 2-3		0-0 F7 3-H			0-0 HR	0-0 F3		
Matty Alou, L (1, 9) OBP: 0.310, SLG: 0.302		0-0 F2	0-0 5-3			0-0 E4 1B HR	0-0 1B		
Jim Davenport, R (1, 5) OBP: 0.368, SLG: 0.491		0-0 3B		0-0 F8		0-0 HR 1B	0-3 K		
Tom Haller, L (1, 2) OBP: 0.395, SLG: 0.506		0-3 K		4-0 CS BB		0-0 HR	0-0 1B G1-4-3 2B		
Jose Pagan, R (1, 6) OBP: 0.316, SLG: 0.329		0-3 K		0-0 6-3 1-2		0-0 SH2-4 1B	0-0 1B G1-4-3 1B		
Jack Sanford, R (1, 1) OBP: 0.227, SLG: 0.242			0-0 1B SF 1B		0-0 F4	0-0 SH2-4 1-2	0-0 G1-4-3		

Inning Stats	R: 0	H: 1	E: 0	K: 3	S: 3	LOB: 1	BB: 1	P: 7
	R: 0	H: 1	E: 0	K: 2	S: 8	LOB: 1	BB: 0	P: 8
	R: 2	H: 2	E: 1	K: 0	S: 6	LOB: 1	BB: 0	P: 6
	R: 0	H: 0	E: 0	K: 0	S: 2	LOB: 0	BB: 1	P: 6
	R: 0	H: 1	E: 0	K: 3	S: 3	LOB: 0	BB: 0	P: 3
	R: 4	H: 4	E: 1	K: 1	S: 10	LOB: 1	BB: 0	P: 10
	R: 0	H: 2	E: 0	K: 1	S: 7	LOB: 2	BB: 0	P: 7
	R: 1	H: 2	E: 0	K: 0	S: 4	LOB: 0	BB: 0	P: 4

PITCHER	IP	WLS	BF	H	R	ER	SO	BB	IBB	HBP	BLK	WP	HR	S	P	ERA	WHIP
Bob Miller, R (1, 1) ERA: 4.95	5.1	L	25	8	6	4	3	2	0	0	0	0	2	29	37	6.75	1.875
Bob Moorhead, R (6, 1) ERA: 4.26	1.2		8	3	0	0	1	0	0	0	0	0	0	10	10	0.00	1.800
Bob Miller, R (8, 1) ERA: 4.95	5.1	L	25	8	6	4	3	2	0	0	0	0	2	29	37	6.75	1.875

BOTTOM

New York Mets @ San Francisco Giants
Candlestick Park, San Francisco, CA

Thu Aug 09 1962, 6:33 AM EDT
Att. 9,988 - Unknown

AB	33
R	7
H	13
RBI	6
BB	2
SO	4
LOB	15

livebaseballscorecards.com

GIANTS

1B: 9	SF: 1	WP: 0	PA: 37
2B: 1	SAC: 1	PB: 0	
3B: 1	DP: 2	SB: 0	
HR: 2	HBP: 0	CS: 2	

Batter	1	2	3	4	5	6	7	8	9	AB R H RBI BB SO LOB	TOP											
Maury Wills, S OBP: 0.330, SLG: 0.368 (1, 6)	0-2 6-3 1B	1-1 FC3-6			1-0 6-3			1-2 1-3		4 1 1 0 0 0 1	<p>Los Angeles Dodgers @ San Francisco Giants</p> <p>Candlestick Park, San Francisco, CA</p> <p>Fri Aug 10 1962, 10:05 PM EDT</p> <p>Att: 40,304 - Unknown</p>											
Jim Gilliam, S OBP: 0.379, SLG: 0.358 (1, 4)	3-2 6-3	1-2 F8			1-0 1-3			0-0 5-3		4 0 0 0 0 0 2												
Willie Davis, L OBP: 0.350, SLG: 0.479 (1, 8)	3-2 1B				1-0 F4			0-0 F3		4 1 1 1 0 1 0												
Tommy Davis, R OBP: 0.377, SLG: 0.528 (1, 7)	3-1 F8				1-1 3-1			0-1 F7		4 0 0 0 0 0 1												
Frank Howard, R OBP: 0.365, SLG: 0.585 (1, 9)	1-0 1B				2-1 4-3			0-0 1-3		4 0 1 1 0 0 0												
Ron Fairly, L OBP: 0.408, SLG: 0.482 (1, 3)	0-0 1B				1-3 K			0-0 F2		4 0 1 0 0 1 0												
John Roseboro, L OBP: 0.362, SLG: 0.430 (1, 2)	0-3 K				1-3 K					3 0 0 0 0 3 2												
Daryl Spencer, R OBP: 0.382, SLG: 0.343 (1, 5)		3-1 FC3-6 1B			2-2 L7			4-2 BB		2 0 1 0 1 0 0												
Johnny Podres, L OBP: 0.164, SLG: 0.169 (1, 1)		0-0 B1-4			0-2 F3			1-2 6-3		2 0 0 0 0 0 1												
Ed Roebuck, R OBP: 0.333, SLG: 0.333 (6, 1)										0 0 0 0 0 0 0												
Lee Walls, R OBP: 0.295, SLG: 0.304 (7, PH)										1 0 0 0 0 0 1												
Phil Ortega, R (7, 1)										0 0 0 0 0 0 0												
Inning Stats	R: 2 E: 0 K: 1 S: 16	H: 4 LOB: 2 BB: 0 P: 26	R: 0 E: 0 K: 0 S: 8	H: 1 LOB: 1 BB: 0 P: 13	R: 0 E: 0 K: 0 S: 5	H: 0 LOB: 0 BB: 0 P: 9	R: 0 E: 0 K: 2 S: 12	H: 0 LOB: 0 BB: 0 P: 16	R: 0 E: 0 K: 0 S: 5	H: 0 LOB: 0 BB: 0 P: 7	R: 0 E: 0 K: 1 S: 6	H: 0 LOB: 0 BB: 0 P: 10	R: 0 E: 0 K: 1 S: 11	H: 0 LOB: 1 BB: 1 P: 19	R: 0 E: 0 K: 0 S: 7	H: 0 LOB: 0 BB: 0 P: 8	R: 0 E: 0 K: 0 S: 4	H: 0 LOB: 0 BB: 0 P: 4	1B: 5 2B: 0 3B: 0 HR: 0	SF: 0 SAC: 0 DP: 0 HBP: 0	WP: 0 PB: 0 SB: 0 CS: 0	PA: 33
PITCHER Billy O'Dell, L ERA: 3.39 (1, 1)	IP: 9.0 WLS: W BF: 33 H: 5 R: 2 ER: 2 SO: 5 BB: 1 IBB: 0 HBP: 0 BLK: 0 WP: 0 HR: 0 S: 74 P: 112 ERA: 2.00 WHIP: 0.667											PITCHER	IP: 9.0 WLS: W BF: 33 H: 5 R: 2 ER: 2 SO: 5 BB: 1 IBB: 0 HBP: 0 BLK: 0 WP: 0 HR: 0 S: 74 P: 112 ERA: 2.00 WHIP: 0.667									

AB	32
R	2
H	5
RBI	2
BB	1
SO	5
LOB	8



WP: 0	PA: 33
PB: 0	
SB: 0	
CS: 0	

Batter	1	2	3	4	5	6	7	8	9	AB	R	H	RBI	BB	SO	LOB
Harvey Kuenn, R (1, 7) OBP: 0.378, SLG: 0.443	1-2 F7		1-0 F8		0-1 F9	3-2 2B		1-1 F7		5	0	1	1	0	0	0
Chuck Hiller, L (1, 4) OBP: 0.329, SLG: 0.331	3-2 F8		0-1 4-3			4-3		0-0 F8		5	0	0	0	0	0	1
Willie Mays, R (1, 8) OBP: 0.381, SLG: 0.620	1-2 HR		0-2 6-3			3-2 1B 2B	4-2 1B BB	0-1 F2		4	3	2	1	1	0	0
Orlando Cepeda, R (1, 3) OBP: 0.359, SLG: 0.520	1-1 1B			0-0 L8		4-0 1B 1B 1B	0-2 F4			3	1	1	0	1	0	1
Felipe Alou, R (1, 9) OBP: 0.360, SLG: 0.522	0-0 F5			2-2 1B		0-2 1B 1B	0-0 1B 2B			4	2	3	1	0	0	1
Jim Davenport, R (1, 5) OBP: 0.367, SLG: 0.489		0-3 K		2-1 L7		0-0 1B 1B	3-2 F6			4	1	1	0	0	1	3
Tom Haller, L (1, 2) OBP: 0.397, SLG: 0.506		2-1 E5 SF9		2-3 K		1-0 1B BB	1-1 3B 1B			4	3	2	4	0	1	1
Jose Pagan, R (1, 6) OBP: 0.318, SLG: 0.335		1-2 SF9			2-2 L9	4-0 1B 2B	0-0 3B			2	1	1	2	1	0	0
Billy O'Dell, S (1, 1) OBP: 0.246, SLG: 0.175		0-0 G3			0-0 B1-3	0-2 1B	1-1 4-3			4	0	1	2	0	0	1

Inning Stats	R: 1	H: 2	E: 0	K: 0	S: 13	LOB: 1	BB: 0	P: 19	R: 1	H: 0	E: 1	K: 1	S: 11	LOB: 0	BB: 0	P: 14	R: 0	H: 0	E: 0	K: 0	S: 6	LOB: 0	BB: 0	P: 7	R: 0	H: 1	E: 0	K: 1	S: 11	LOB: 1	BB: 0	P: 17	R: 0	H: 0	E: 0	K: 0	S: 6	LOB: 0	BB: 0	P: 8	R: 6	H: 6	E: 0	K: 0	S: 20	LOB: 1	BB: 2	P: 37	R: 3	H: 3	E: 0	K: 0	S: 14	LOB: 1	BB: 1	P: 23	R: 0	H: 0	E: 0	K: 0	S: 5	LOB: 0	BB: 0	P: 6
--------------	------	------	------	------	-------	--------	-------	-------	------	------	------	------	-------	--------	-------	-------	------	------	------	------	------	--------	-------	------	------	------	------	------	-------	--------	-------	-------	------	------	------	------	------	--------	-------	------	------	------	------	------	-------	--------	-------	-------	------	------	------	------	-------	--------	-------	-------	------	------	------	------	------	--------	-------	------

PITCHER	IP	WLS	BF	H	R	ER	SO	BB	IBB	HBP	BLK	WP	HR	S	P	ERA	WHIP
Johnny Podres, L (1, 1) ERA: 4.05	5.1	L	25	7	7	6	2	0	0	0	0	0	1	58	85	10.12	1.312
Ed Roebuck, R (6, 1) ERA: 3.6	0.2		4	2	1	1	0	1	0	0	0	0	0	9	17	13.50	4.500
Phil Ortega, R (7, 1) ERA: 6.92	2.0		10	3	3	3	0	1	0	0	0	0	0	19	29	13.50	2.000

BOTTOM

Los Angeles Dodgers @ San Francisco Giants
Candlestick Park, San Francisco, CA

Fri Aug 10 1962, 10:05 PM EDT
Att. 40,304 - Unknown

AB	35
R	11
H	12
RBI	11
BB	3
SO	2
LOB	8

WP: 0 PA: 39
PB: 0 SB: 1
CS: 0



PITCHER	IP	WLS	BF	H	R	ER	SO	BB	IBB	HBP	BLK	WP	HR	S	P	ERA	WHIP
---------	----	-----	----	---	---	----	----	----	-----	-----	-----	----	----	---	---	-----	------

Batter	1	2	3	4	5	6	7	8	9	AB R H RBI BB SO LOB	TOP
Maury Wills, S (1, 6) <small>OBP: 0.330, SLG: 0.367</small> Andy Carey, R (3, PH) <small>OBP: 0.353, SLG: 0.392</small> (3, 5) Duke Snider, L (8, PH) <small>OBP: 0.422, SLG: 0.488</small> Larry Burright, R (8, 4) <small>OBP: 0.282, SLG: 0.333</small>	1-0 1B		0-2 1B			1-0 1B		2-3 1B		1 0 0 0 0 0 2 0 1 0 0 0 1 0 0 0 0 1 0 0 0 0 0 0	Los Angeles Dodgers @ San Francisco Giants Candlestick Park, San Francisco, CA Sat Aug 11 1962, 6:33 AM EDT Att: 41,268 - Unknown
Jim Gilliam, S (1, 4) <small>OBP: 0.376, SLG: 0.355</small> (8, 5)	2-2 HR		2-2 1-2f			2-2 1B		1-1 1B		4 1 0 0 0 1	
Willie Davis, L (1, 8) <small>OBP: 0.352, SLG: 0.478</small>	1-2 HBP		0-0 1B			0-0 1B		0-0 1B		3 1 1 0 0 0	
Tommy Davis, R (1, 7) <small>OBP: 0.378, SLG: 0.534</small>	0-1 1-H 2-H			0-0 1B		0-0 1-2f			1-2 1B	4 1 2 3 0 0 1	
Frank Howard, R (1, 9) <small>OBP: 0.360, SLG: 0.578</small>	2-2 1B			2-2 1B			1-1 1B		0-0 1-2f	4 0 0 0 0 1	
Ron Fairly, L (1, 3) <small>OBP: 0.406, SLG: 0.479</small>	1-0 1B			3-2 1B			3-2 1B		1-2 1B	4 1 1 0 0 0	
John Roseboro, L (1, 2) <small>OBP: 0.358, SLG: 0.425</small>		2-1 1B			2-0 1B		1-2 1-2			3 0 0 0 0 1	
Daryl Spencer, R (1, 5) <small>OBP: 0.381, SLG: 0.342</small> (3, 6)		0-3 1B			0-0 1B			1-1 1B		3 0 1 1 0 1 0	
Don Drysdale, R (1, 1) <small>OBP: 0.253, SLG: 0.289</small> Wally Moon, L (7, PH) <small>OBP: 0.359, SLG: 0.362</small> Larry Sherry, R (7, 1) <small>OBP: 0.214, SLG: 0.154</small>		2-3 1B			2-2 1B		1-0 1B			2 0 0 0 0 1 0 1 0 0 0 0 0 1 0 0 0 0 0 0 0	
Inning Stats	R: 3 H: 1 E: 1 LOB: 0 K: 0 BB: 0 S: 12 P: 19	R: 0 H: 0 E: 0 LOB: 0 K: 2 BB: 0 S: 9 P: 13	R: 0 H: 1 E: 0 LOB: 0 K: 0 BB: 0 S: 9 P: 11	R: 0 H: 0 E: 0 LOB: 0 K: 0 BB: 0 S: 7 P: 12	R: 0 H: 0 E: 0 LOB: 0 K: 0 BB: 0 S: 5 P: 9	R: 0 H: 1 E: 0 LOB: 1 K: 0 BB: 0 S: 10 P: 13	R: 1 H: 2 E: 0 LOB: 1 K: 0 BB: 0 S: 13 P: 20	R: 0 H: 0 E: 0 LOB: 0 K: 1 BB: 0 S: 6 P: 9	R: 0 H: 1 E: 0 LOB: 0 K: 0 BB: 0 S: 7 P: 9	1B: 5 SF: 0 2B: 0 SAC: 0 3B: 0 DP: 2 HR: 1 HBP: 1	
PITCHER Billy Pierce, L (1, 1) <small>ERA: 3.67</small> Stu Miller, R (7, 1) <small>ERA: 3.65</small>	IP WLS BF H R ER SO BB IBB HBP BLK WP HR S P ERA WHIP 6.0 W 22 3 3 2 2 0 0 1 0 0 1 52 77 3.00 0.500						IP WLS BF H R ER SO BB IBB HBP BLK WP HR S P ERA WHIP 3.0 S 11 3 1 1 1 0 0 0 0 1 0 26 38 3.00 1.000				

AB	32
R	4
H	6
RBI	4
BB	0
SO	3
LOB	5



Batter	1	2	3	4	5	6	7	8	9	AB R H RBI BB SO LOB	TOP																				
Maury Wills, S OBP: 0.327, SLG: 0.365 (1, 6)	0-1 4-3		0-3 K			0-1 6-3		2-1 F7		4 0 0 0 0 1 0																					
Jim Gilliam, S OBP: 0.375, SLG: 0.354 (1, 4)	2-0 4-3		0-2 4-3			0-1 4-3		1-1 4-3 SH1-3 1B		4 0 1 0 0 0 0																					
Willie Davis, L OBP: 0.349, SLG: 0.474 (1, 8)	1-1 F6			0-0 G3		1-3 K		0-0 SH1-3		3 0 0 0 0 1 0																					
Tommy Davis, R OBP: 0.377, SLG: 0.532 (1, 7) (8, 5)		0-0 1B		1-1 F7			0-1 5-3	2-1 4-3		4 0 1 0 0 0 1																					
Ron Fairly, L OBP: 0.405, SLG: 0.485 (1, 3)		3-3 1-2 K		3-2 HR		0-3 K		0-1 4-3		4 1 1 1 0 2 2																					
Frank Howard, R OBP: 0.360, SLG: 0.575 (1, 9)		0-0 L8		1-3 K		2-0 1B				3 0 1 0 0 1 1																					
John Roseboro, L OBP: 0.358, SLG: 0.422 (1, 2)		4-0 FC6-4 IBB			0-0 F2		2-1 F4			2 0 0 0 1 0 1																					
Daryl Spencer, R OBP: 0.376, SLG: 0.338 (1, 5)		2-1 FC6-4			1-2 6-3			2-3 K		2 0 0 0 0 0 2																					
Wally Moon, L OBP: 0.358, SLG: 0.360 (8, PH) (8, 7)										1 0 0 0 0 1 0																					
Stan Williams, R OBP: 0.125, SLG: 0.217 (1, 1)			0-3 K		1-1 6-3			3-3 K		2 0 0 0 0 1 0																					
Duke Snider, L OBP: 0.418, SLG: 0.483 (8, PH)										1 0 0 0 0 1 0																					
Larry Sherry, R OBP: 0.214, SLG: 0.154 (8, 1)										0 0 0 0 0 0 0																					
Inning Stats	R: 0 E: 0 K: 0 S: 5	H: 0 LOB: 0 BB: 0 P: 8	R: 0 E: 0 K: 1 S: 8	H: 1 LOB: 2 BB: 1 P: 17	R: 0 E: 0 K: 2 S: 9	H: 0 LOB: 0 BB: 0 P: 9	R: 1 E: 0 K: 1 S: 9	H: 1 LOB: 0 BB: 0 P: 14	R: 0 E: 0 K: 0 S: 8	H: 0 LOB: 0 BB: 0 P: 10	R: 0 E: 0 K: 1 S: 7	H: 0 LOB: 1 BB: 0 P: 8	R: 0 E: 0 K: 1 S: 8	H: 1 LOB: 1 BB: 0 P: 12	R: 0 E: 0 K: 2 S: 8	H: 0 LOB: 0 BB: 0 P: 15	R: 0 E: 0 K: 0 S: 7	H: 1 LOB: 1 BB: 0 P: 10	1B: 3 2B: 0 3B: 0 HR: 1	SF: 0 SAC: 1 DP: 0 HBP: 0	WP: 0 PB: 0 SB: 1 CS: 0	PA: 32									
PITCHER Juan Marichal, R ERA: 3.25 (1, 1)	IP 9.0	WLS W	BF 32	H 4	R 1	ER 1	SO 8	BB 0	IBB 1	HBP 0	BLK 0	WP 0	HR 1	S 69	P 103	ERA 1.00	WHIP 0.444														
											PITCHER	IP	WLS	BF	H	R	ER	SO	BB	IBB	HBP	BLK	WP	HR	S	P	ERA	WHIP			

Los Angeles Dodgers @ San Francisco Giants
 Candlestick Park, San Francisco, CA
 Sun Aug 12 1962, 6:33 AM EDT
 Att: 41,812 - Unknown

livebaseballscorecards.com

AB	30
R	1
H	4
RBI	1
BB	1
SO	8
LOB	7



Batter	1	2	3	4	5	6	7	8	9
Harvey Kuenn, R (1, 5) OBP: 0.369, SLG: 0.430 Ernie Bowman, R (9, 5) OBP: 0.233, SLG: 0.241	0-1 F6		2-1 F8		1-1 F7		0-0 F7	2-1 FC6-4	
Matty Alou, L (1, 7) OBP: 0.308, SLG: 0.309	2-2 1-3 2B		2-1 F9		3-2 4-3		2-2 F2		
Willie Mays, R (1, 8) OBP: 0.383, SLG: 0.618	2-0 1-3		1-1 1B		4-2 WP E BB		0-0 6-3		
Orlando Cepeda, R (1, 3) OBP: 0.355, SLG: 0.512 Willie McCovey, L (9, 3) OBP: 0.376, SLG: 0.627	2-3 4-3		2-1 L7		2-1 E5 1-H		3-2 6-3		
Felipe Alou, R (1, 9) OBP: 0.365, SLG: 0.526		1-0 F8 PB SF7 1B		1-2 3B 1B		0-0 5-3		1-1 1B 1B	
Tom Haller, L (1, 2) OBP: 0.396, SLG: 0.500		3-2 F8 1-3		2-0 F8 1B		0-0 FC4-6 1B		0-0 1B E 1B	
Chuck Hiller, L (1, 4) OBP: 0.332, SLG: 0.331		4-0 IBB		2-3 K		0-0 L9		2-1 E 1B 1-3 2-H 1B	
Jose Pagan, R (1, 6) OBP: 0.316, SLG: 0.337		0-1 SF7		1-0 1-H 3B		0-2 F7		3-2 F4	
Juan Marichal, R (1, 1) OBP: 0.254, SLG: 0.239		1-2 L8		0-0 6-3		1-1 FC4-6 1-2f		0-0 E7 FC6-4 1-3 1B	

AB	R	H	RBI	BB	SO	LOB
5	0	0	0	0	0	2
0	0	0	0	0	0	0
4	0	1	0	0	0	0
3	1	1	0	1	0	1
4	0	0	0	0	0	2
0	0	0	0	0	0	0
4	3	3	0	0	0	1
4	1	2	0	0	0	2
3	0	1	1	1	1	2
3	0	1	2	0	0	2
4	0	1	0	0	0	3


Inning Stats		R: 0	H: 1	R: 1	H: 1	R: 0	H: 1	R: 1	H: 0	R: 0	H: 1	R: 0	H: 0	R: 2	H: 4
		E: 0	LOB: 1	E: 0	LOB: 1	E: 0	LOB: 1	E: 1	LOB: 1	E: 0	LOB: 1	E: 0	LOB: 0	E: 2	LOB: 2
		K: 0	BB: 0	K: 0	BB: 1	K: 0	BB: 0	K: 0	BB: 1	K: 0	BB: 0	K: 0	BB: 0	K: 0	BB: 0
		S: 8	P: 14	S: 9	P: 18	S: 7	P: 13	S: 10	P: 20	S: 7	P: 8	S: 5	P: 7	S: 14	P: 25

PITCHER	IP	WLS	BF	H	R	ER	SO	BB	IBB	HBP	BLK	WP	HR	S	P	ERA	WHIP
Stan Williams, R (1, 1) ERA: 4.29	7.0	L	30	6	3	1	1	1	1	0	0	1	0	55	95	1.29	1.000
Larry Sherry, R (8, 1) ERA: 2.47	1.0		7	4	2	1	0	0	0	0	0	0	0	14	25	9.00	4.000

PITCHER	IP	WLS	BF	H	R	ER	SO	BB	IBB	HBP	BLK	WP	HR	S	P	ERA	WHIP

Los Angeles Dodgers @ San Francisco Giants
Candlestick Park, San Francisco, CA
 Sun Aug 12 1962, 6:33 AM EDT
 Att. 41,812 - Unknown

AB	34
R	5
H	10
RBI	3
BB	2
SO	1
LOB	15



1B	2B	3B	HR	SF	SAC	DP	HBP	WP	PA
8	1	1	0	1	0	0	0	1	37

Batter	1	2	3	4	5	6	7	8	9	AB R H RBI BB SO LOB	TOP	
Harvey Kuenn, R OBP: 0.372, SLG: 0.436 (1, 5) (3, 7)	0-0 G4-6-3 1B		0-0 6-3	0-0 2B			0-0 HR 1B	0-0 F8		5 1 3 0 0 0 0		
Chuck Hiller, L OBP: 0.333, SLG: 0.339 (1, 4)	0-0 G4-6-3 1-2f		0-0 HR	0-0 1-3			0-0 1-2 HR 1B	0-0 1-3		5 2 2 1 0 0 2		
Willie Mays, R OBP: 0.383, SLG: 0.622 (1, 8)	0-0 F9		4-0 2B BB				0-0 1-H 2-H HR			4 2 1 3 1 1 0		
Willie McCovey, L OBP: 0.377, SLG: 0.632 Ernie Bowman, R OBP: 0.212, SLG: 0.219 (3, PR) (3, 5)		0-0 G3	0-0 4-3 1-H WP 2B				0-0 F6	0-0 6-3		2 0 1 1 0 0 0 3 1 0 0 0 0 0		
Orlando Cepeda, R OBP: 0.356, SLG: 0.511 (1, 3)		0-0 F8	0-0 4-3 2-3				0-0 FC5-4 1B	0-0 FC6-4 1B		5 0 2 0 0 0 1		
Felipe Alou, R OBP: 0.364, SLG: 0.526 Matty Alou, L OBP: 0.308, SLG: 0.309 (1, 9) (9, 9)		0-0 2B	0-0 5-3 3-H				0-0 FC5-4 1-2f	0-0 FC6-4 BB 1-2f		4 1 1 0 0 0 3 0 0 0 0 0 0 0		
Tom Haller, L OBP: 0.398, SLG: 0.503 (1, 2)		0-0 2-H 1B 2B					0-0 F5	4-0 1-2 BB		3 1 1 1 1 0 0		
Jose Pagan, R OBP: 0.316, SLG: 0.337 (1, 6)		0-0 2-H PB 1B					0-0 E3 S SF9	0-0 4-3		4 1 1 1 0 0 2		
Jack Sanford, R OBP: 0.214, SLG: 0.231 (1, 1)		0-0 6-3 1-2					0-0 SF9 2-H	0-3 K		3 0 0 1 0 2 1		
Inning Stats	R: 0 H: 1 E: 0 LOB: 0 K: 0 BB: 0 S: 3 P: 3	R: 2 H: 3 E: 0 LOB: 1 K: 0 BB: 0 S: 6 P: 6	R: 3 H: 2 E: 0 LOB: 1 K: 0 BB: 1 S: 5 P: 9	R: 1 H: 1 E: 1 LOB: 1 K: 0 BB: 0 S: 5 P: 5	R: 0 H: 1 E: 0 LOB: 1 K: 0 BB: 0 S: 4 P: 4	R: 0 H: 0 E: 0 LOB: 0 K: 1 BB: 0 S: 5 P: 5	R: 3 H: 4 E: 0 LOB: 2 K: 0 BB: 1 S: 7 P: 11	R: 0 H: 0 E: 0 LOB: 0 K: 1 BB: 0 S: 5 P: 5	R: 0 H: 0 E: 0 LOB: 0 K: 1 BB: 0 S: 5 P: 5	1B: 6 SF: 1 2B: 4 SAC: 0 3B: 0 DP: 1 HR: 2 HBP: 0	WP: 1 PA: 41 PB: 1 SB: 1 CS: 0	
PITCHER Glen Hobbie, R ERA: 5.39 Bob Anderson, R ERA: 4.67 Dave Gerard, R ERA: 4.86 Al Lary, R ERA: 6.67	IP WLS BF H R ER SO BB IBB HBP BLK WP HR S P ERA WHIP											PITCHER IP WLS BF H R ER SO BB IBB HBP BLK WP HR S P ERA WHIP
(1, 1)	2.1 L 13 6 5 5 0 1 0 0 0 0 0 1 12 16 19.29 3.000											
(3, 1)	2.2 11 2 1 0 0 0 0 0 0 0 1 0 11 11 0.00 0.750											
(6, 1)	2.0 11 4 3 3 1 1 0 0 0 0 0 1 12 16 13.50 2.500											
(8, 1)	2.0 6 0 0 0 0 2 0 0 0 0 0 0 10 10 0.00 0.000											

San Francisco Giants @ Chicago Cubs
Wrigley Field, Chicago, IL
Tue Aug 14 1962, 3:33 AM CDT
Att: 13,609 - Cloudy

livebaseballscorecards.com

AB	38
R	9
H	12
RBI	8
BB	2
SO	3
LOB	9



Batter	1	2	3	4	5	6	7	8	9	AB R H RBI BB SO LOB	TOP																	
Harvey Kuenn, R (1, 5) OBP: 0.372, SLG: 0.435	0-0 F8		0-0 FC6-4 1B	0-0 1-3			0-0 BB 1B		0-0 FC6-4	5 0 2 0 0 0 2	San Francisco Giants @ Chicago Cubs Wrigley Field, Chicago, IL Wed Aug 15 1962, 3:33 AM CDT Att. 13,131 - Sunny																	
Chuck Hiller, L (1, 4) OBP: 0.335, SLG: 0.340	0-0 F9 PB 1B		0-0 FC6-4 HR			0-0 WP F7 FC6-4 1B	4-0 BB BB BB G4-6-3 BB		0-0 F8	4 2 2 0 1 0 2																		
Willie Mays, R (1, 8) OBP: 0.382, SLG: 0.625	0-0 F9 1-3		0-0 HR			0-0 F7	0-0 F4			4 1 1 2 0 0 5																		
Matty Alou, L (1, 7) OBP: 0.315, SLG: 0.336 Stu Miller, R (7, 1) OBP: 0.214, SLG: 0.154 Don Larsen, R (7, 1) OBP: 0.217, SLG: 0.304	0-0 4-3		0-0 HR			4-0 BB BB BB FC6-4 BB	0-0 G4-6-3			3 1 1 1 1 0 4 0 0 0 0 0 0 0 0 0 0 0 0 0 0																		
Orlando Cepeda, R (1, 3) OBP: 0.355, SLG: 0.511		0-0 BLK 1B 2B	0-0 F9			0-0 FC6-4 CS	0-0 F6			4 1 1 1 0 0 1																		
Felipe Alou, R (1, 9) OBP: 0.361, SLG: 0.521		0-0 6-3	0-0 F9			0-0 CS	0-0 6-3			4 0 0 0 0 0 1																		
Tom Haller, L (1, 2) OBP: 0.391, SLG: 0.492		0-3 K 2-3		0-0 F8		0-0 F7	0-0 4-3			4 0 0 0 0 1 1																		
Jose Pagan, R (1, 6) OBP: 0.317, SLG: 0.338		0-0 SH3-4 1B		0-0 SH3-4 1B		0-0 F7			0-0 F5	4 0 2 1 0 0 0																		
Billy O'Dell, S (1, 1) OBP: 0.243, SLG: 0.172 Ed Bailey, L (7, PH) OBP: 0.347, SLG: 0.476 Carl Boles, R (7, PR) OBP: 0.400, SLG: 0.400	0-0 5-3		0-0 SH3-4	0-0 SH3-4		4-0 BB BB BB 1B BB			0-0 FC6-4 1B	1 0 0 0 0 0 1 0 0 0 0 1 0 0 1 0 1 0 0 0 0																		
Inning Stats	R: 0 H: 1 E: 0 LOB: 1 K: 0 BB: 0 S: 4 P: 4	R: 1 H: 2 E: 0 LOB: 1 K: 1 BB: 0 S: 7 P: 7	R: 3 H: 3 E: 0 LOB: 0 K: 0 BB: 0 S: 6 P: 6	R: 0 H: 1 E: 0 LOB: 1 K: 0 BB: 0 S: 4 P: 4	R: 1 H: 1 E: 0 LOB: 0 K: 0 BB: 1 S: 3 P: 7	R: 0 H: 0 E: 0 LOB: 0 K: 0 BB: 0 S: 3 P: 3	R: 0 H: 1 E: 0 LOB: 3 K: 0 BB: 2 S: 3 P: 11	R: 0 H: 0 E: 0 LOB: 0 K: 0 BB: 0 S: 3 P: 3	R: 0 H: 1 E: 0 LOB: 1 K: 0 BB: 0 S: 4 P: 4	1B: 7 SF: 0 2B: 1 SAC: 1 3B: 0 DP: 1 HR: 2 HBP: 0	WP: 1 PA: 39 PB: 1 SB: 0 CS: 1																	
PITCHER	IP WLS BF H R ER SO BB IBB HBP BLK WP HR S P ERA WHIP											PITCHER	IP WLS BF H R ER SO BB IBB HBP BLK WP HR S P ERA WHIP															
Bob Buhl, R (1, 1) ERA: 4.31	4.0	19	7	4	4	1	0	0	0	1	0	2	21	21	9.00	1.750												
Bob Anderson, R (5, 1) ERA: 4.52	5.0	W	19	3	1	1	0	3	0	0	0	1	0	16	28	1.80	1.200											

livebaseballscorecards.com

AB	34
R	5
H	10
RBI	5
BB	3
SO	1
LOB	17



Batter	1	2	3	4	5	6	7	8	9	AB	R	H	RBI	BB	SO	LOB
Don Landrum, L (1, 8) OBP: 0.383, SLG: 0.329	0-0 G3 14 SF7 2B		0-3 K		0-0 E3 FC5-4	0-0 F7		0-0 SH1-4 1B		5	1	2	0	0	1	2
Ken Hubbs, R (1, 4) OBP: 0.301, SLG: 0.358	0-0 G3 2-3		0-0 5-3		0-0 FC5-4 14 HR 1B	0-0 FC6-4		0-0 SH1-4 1-2		4	1	0	0	0	0	4
Billy Williams, L (1, 7) OBP: 0.377, SLG: 0.502	4-0 BB		0-0 4-3		0-0 14 HR 1B		4-0 14 FC5-4 BB	0-0 F8		3	1	1	0	2	0	1
14 Ernie Banks, R (1, 3) OBP: 0.312, SLG: 0.526	0-0 SF7 3-H			0-0 F8	0-0 HR		0-0 FC5-4 1B 1-2f	0-0 F8		4	2	1	4	0	0	2
George Altman, L (1, 9) OBP: 0.397, SLG: 0.534	0-3 K			0-0 1B 2B 1B	0-3 K		0-0 6-3			4	1	1	0	0	2	2
Ron Santo, R (1, 5) OBP: 0.307, SLG: 0.394		0-3 K		0-0 2B 1B	0-0 F9		4-0 1B BB			3	1	1	0	1	1	0
Andre Rodgers, R (1, 6) OBP: 0.355, SLG: 0.405		0-3 K		0-0 1-3 2-H 2B		0-3 K	0-0 1B 1-2 2-3			4	0	2	1	0	2	0
Dick Bertell, R (1, 2) OBP: 0.325, SLG: 0.358			0-0 1B		0-0 F8	0-0 E7 1B	0-0 1-2 2-H 3-H 1B			4	0	3	2	0	0	2
Bob Buhl, R (1, 1)		0-3 K		0-3 K		4-0 FC6-4 BB	0-0 F7			1	0	0	0	0	1	1
Jim McAnany, R (4, PH)										1	0	0	0	0	1	2
Bob Anderson, R (5, 1) OBP: 0.167, SLG: 0.217										1	0	0	0	1	0	2


Inning Stats	R: 1	H: 1	E: 0	LOB: 1	K: 1	BB: 1	S: 6	R: 0	H: 1	E: 0	LOB: 1	K: 3	BB: 0	S: 10	R: 0	H: 0	E: 0	LOB: 0	K: 1	BB: 0	S: 5	R: 1	H: 3	E: 0	LOB: 2	K: 1	BB: 0	S: 8	R: 3	H: 2	E: 1	LOB: 0	K: 1	BB: 0	S: 8	R: 0	H: 1	E: 1	LOB: 2	K: 1	BB: 1	S: 6	R: 2	H: 2	E: 0	LOB: 2	K: 0	BB: 2	S: 5	R: 0	H: 1	E: 0	LOB: 1	K: 0	BB: 0	S: 4
PITCHER	IP	WLS	BF	H	R	ER	SO	BB	IBB	HBP	BLK	WP	HR	S	P	ERA	WHIP																																							
Billy O'Dell, L (1, 1) ERA: 3.46	6.0		29	8	5	4	8	2	0	0	0	0	0	43	51	6.00	1.667																																							
Stu Miller, R (7, 1) ERA: 3.84	0.2	L	4	0	2	2	0	2	0	0	0	0	0	2	10	27.00	3.000																																							
Don Larsen, R (7, 1) ERA: 4.77	1.1		7	3	0	0	0	0	0	0	0	0	0	7	7	0.00	2.250																																							

BOTTOM

San Francisco Giants @ Chicago Cubs
 Wrigley Field, Chicago, IL
 Wed Aug 15 1962, 3:33 AM CDT
 Att. 13,131 - Sunny

AB	34
R	7
H	11
RBI	7
BB	4
SO	8
LOB	18

livebaseballscorecards.com



WP: 0	PA: 40
PB: 0	
SB: 0	
CS: 0	

Batter	1	2	3	4	5	6	7	8	9	AB R H RBI BB SO LOB	TOP									
Harvey Kuenn, R (1, 5) OBP: 0.374, SLG: 0.436	0-0 1B		0-0 1B			0-0 F8		0-0 6-3		4 0 2 0 0 0 0	San Francisco Giants @ Chicago Cubs Wrigley Field, Chicago, IL Thu Aug 16 1962, 3:33 AM CDT Att: 11,780 - Unknown									
Chuck Hiller, L (1, 4) OBP: 0.335, SLG: 0.339	0-3 K		0-0 4-3			0-0 HBP 1B		0-0 4-3		4 0 1 0 0 1 2										
Willie Mays, R (1, 8) OBP: 0.383, SLG: 0.622	0-3 K				0-0 F2	1-0 1-2 HBP		4-0 BB		2 0 0 0 1 1 1										
Orlando Cepeda, R (1, 3) OBP: 0.352, SLG: 0.506	0-3 K				0-3 K	0-3 K		0-0 F6		4 0 0 0 0 3 4										
Ed Bailey, L (1, 2) OBP: 0.341, SLG: 0.467		0-3 K			0-0 G3	0-0 F7		0-0 4-3		4 0 0 0 0 1 2										
Felipe Alou, R (1, 9) OBP: 0.360, SLG: 0.518		0-0 4-3			0-0 5-3	0-0 F7		0-0 1B 1B		4 0 1 0 0 0 0										
Matty Alou, L (1, 7) OBP: 0.328, SLG: 0.345		0-0 P1			0-0 1-3 1B	1-0 HBP		0-0 1-2 1B		3 0 2 0 0 0 0										
Jose Pagan, R (1, 6) OBP: 0.315, SLG: 0.335			0-0 1-3		0-0 1-3	0-3 K		0-0 G4-6-3		4 0 0 0 0 1 4										
Billy Pierce, L (1, 1) OBP: 0.324, SLG: 0.265			0-0 6-3		0-0 P3	0-3 K				1 0 0 0 0 0 0										
Tom Haller, L (5, PH) OBP: 0.389, SLG: 0.489										1 0 0 0 0 0 1										
Bob Garibaldi, L (5, 1)										0 0 0 0 0 0 0										
Carl Boles, R (7, PH) OBP: 0.333, SLG: 0.333										1 0 0 0 0 1 1										
Stu Miller, R (7, 1) OBP: 0.214, SLG: 0.154										0 0 0 0 0 0 0										
Inning Stats	R: 0 E: 0 K: 3 S: 10	H: 1 LOB: 1 BB: 0 P: 10	R: 0 E: 0 K: 1 S: 5	H: 0 LOB: 0 BB: 0 P: 5	R: 0 E: 0 K: 0 S: 4	H: 1 LOB: 1 BB: 0 P: 4	R: 0 E: 0 K: 1 S: 5	H: 0 LOB: 0 BB: 0 P: 5	R: 0 E: 0 K: 1 S: 4	H: 1 LOB: 2 BB: 0 P: 7	R: 0 E: 0 K: 2 S: 7	H: 0 LOB: 1 BB: 0 P: 8	R: 0 E: 0 K: 0 S: 3	H: 0 LOB: 1 BB: 1 P: 7	R: 0 E: 0 K: 0 S: 4	H: 2 LOB: 1 BB: 0 P: 4	1B: 6 2B: 0 3B: 0 HR: 0	SF: 0 SAC: 0 DP: 1 HBP: 2	WP: 0 PB: 0 SB: 0 CS: 0	PA: 35
PITCHER Don Cardwell, R (1, 1) ERA: 4.81	IP: 9.0 WLS: W BF: 35 H: 6 R: 0 ER: 0 SO: 8 BB: 1 IBB: 0 HBP: 2 BLK: 0 WP: 0 HR: 0 S: 48 P: 54 ERA: 0.00 WHIP: 0.778											PITCHER	IP: 9.0 WLS: W BF: 35 H: 6 R: 0 ER: 0 SO: 8 BB: 1 IBB: 0 HBP: 2 BLK: 0 WP: 0 HR: 0 S: 48 P: 54 ERA: 0.00 WHIP: 0.778							


livebaseballscorecards.com

AB	32
R	0
H	6
RBI	0
BB	1
SO	8
LOB	15



Batter	1	2	3	4	5	6	7	8	9	AB R H RBI BB SO LOB	TOP												
Harvey Kuenn, R (1, 5) <small>OBP: 0.372, SLG: 0.433</small> Ernie Bowman, R (9, PR) <small>OBP: 0.212, SLG: 0.219</small> (9, 5)	0-0 6-3		0-0 F9		0-3 K		4-0 FC1-6 BB		0-0 1B 2B	4 0 1 1 1 1 1 0 1 0 0 0 0 0	San Francisco Giants @ Milwaukee Braves Milwaukee County Stadium, Milwaukee, WI Sat Aug 18 1962, 4:33 AM EDT Att. 20,162 - Unknown livebaseballscorecards.com												
Chuck Hiller, L (1, 4) <small>OBP: 0.340, SLG: 0.346</small>	0-0 4-3		0-0 F9		0-0 1B		0-0 FC1-6 G5-4-3 1-2f		0-0 1B	5 0 2 1 0 0 2													
Willie Mays, R (1, 8) <small>OBP: 0.386, SLG: 0.626</small>	0-0 1B			0-0 1B 2B	0-0 F8		0-0 G5-4-3 1-2f		0-0 1-6-3	5 1 2 0 0 0 4													
Orlando Cepeda, R (1, 3) <small>OBP: 0.352, SLG: 0.513</small>	0-0 1-3			0-0 2B 1B	0-0 F8			0-0 F7		4 1 1 0 0 0 2													
Felipe Alou, R (1, 9) <small>OBP: 0.359, SLG: 0.517</small>		0-0 G5-4-3 1B		0-0 1-3 1B 2B		0-0 1B G3-6-3		0-0 F8		4 1 3 1 0 0 0													
Carl Boles, R (1, 7) <small>OBP: 0.375, SLG: 0.375</small> Matty Alou, L (6, PH) <small>OBP: 0.328, SLG: 0.344</small> (6, 7)		0-0 G5-4-3 1-2f		0-0 G3 3B 1B		0-0 G3-6-3 1B		0-0 4-3		2 1 1 1 0 0 1 2 0 1 0 0 0 0													
Tom Haller, L (1, 2) <small>OBP: 0.386, SLG: 0.482</small>		0-3 K		0-0 G3		0-0 G3-6-3		0-0 F5		4 0 0 0 0 1 2													
Jose Pagan, R (1, 6) <small>OBP: 0.314, SLG: 0.338</small>			0-0 6-3		0-0 3B		0-0 1B		0-0 F4	4 0 2 1 0 0 0													
Jack Sanford, R (1, 1) <small>OBP: 0.219, SLG: 0.235</small> Bobby Bolin, R (6, 1) <small>OBP: 0.318, SLG: 0.381</small>			0-0 1B		0-0 5-3		0-0 F9		0-0 2B 2B	3 0 1 0 0 0 2 1 1 1 0 0 0 0													
Inning Stats	R: 0 E: 0 K: 0 S: 4	H: 1 LOB: 1 BB: 0 P: 4	R: 0 E: 0 K: 1 S: 5	H: 1 LOB: 0 BB: 0 P: 5	R: 0 E: 0 K: 0 S: 4	H: 1 LOB: 1 BB: 0 P: 4	R: 3 E: 0 K: 0 S: 7	H: 5 LOB: 1 BB: 0 P: 7	R: 0 E: 0 K: 1 S: 6	H: 1 LOB: 1 BB: 0 P: 6	R: 1 E: 0 K: 0 S: 5	H: 3 LOB: 1 BB: 0 P: 5	R: 0 E: 0 K: 0 S: 2	H: 0 LOB: 0 BB: 1 P: 6	R: 0 E: 0 K: 0 S: 3	H: 0 LOB: 0 BB: 0 P: 3	R: 2 E: 0 K: 0 S: 6	H: 3 LOB: 2 BB: 0 P: 6	1B: 11 2B: 3 3B: 1 HR: 0	SF: 0 SAC: 0 DP: 3 HBP: 0	WP: 0 PB: 0 SB: 0 CS: 0	PA: 39	
PITCHER	IP WLS BF H R ER SO BB IBB HBP BLK WP HR S P ERA WHIP																						
Bob Hendley, L (1, 1) <small>ERA: 3.66</small> Carl Willey, R (4, 1) <small>ERA: 5.9</small> Jack Curtis, L (7, 1) <small>ERA: 3.59</small> Lew Burdette, R (9, 1) <small>ERA: 4.97</small>	3.2 L 17 8 3 3 1 0 0 0 0 0 0 0 19 19 7.36 2.182																						
<table border="0"> <tr> <td> Bob Hendley, L (1, 1) <small>ERA: 3.66</small> Carl Willey, R (4, 1) <small>ERA: 5.9</small> Jack Curtis, L (7, 1) <small>ERA: 3.59</small> Lew Burdette, R (9, 1) <small>ERA: 4.97</small> </td> <td> IP WLS BF H R ER SO BB IBB HBP BLK WP HR S P ERA WHIP 2.1 10 4 1 1 1 0 0 0 0 0 0 12 12 3.86 1.714 2.0 6 0 0 0 0 1 0 0 0 0 0 5 9 0.00 0.500 1.0 6 3 2 2 0 0 0 0 0 0 0 6 6 18.00 3.000 </td> </tr> </table>																						Bob Hendley, L (1, 1) <small>ERA: 3.66</small> Carl Willey, R (4, 1) <small>ERA: 5.9</small> Jack Curtis, L (7, 1) <small>ERA: 3.59</small> Lew Burdette, R (9, 1) <small>ERA: 4.97</small>	IP WLS BF H R ER SO BB IBB HBP BLK WP HR S P ERA WHIP 2.1 10 4 1 1 1 0 0 0 0 0 0 12 12 3.86 1.714 2.0 6 0 0 0 0 1 0 0 0 0 0 5 9 0.00 0.500 1.0 6 3 2 2 0 0 0 0 0 0 0 6 6 18.00 3.000
Bob Hendley, L (1, 1) <small>ERA: 3.66</small> Carl Willey, R (4, 1) <small>ERA: 5.9</small> Jack Curtis, L (7, 1) <small>ERA: 3.59</small> Lew Burdette, R (9, 1) <small>ERA: 4.97</small>	IP WLS BF H R ER SO BB IBB HBP BLK WP HR S P ERA WHIP 2.1 10 4 1 1 1 0 0 0 0 0 0 12 12 3.86 1.714 2.0 6 0 0 0 0 1 0 0 0 0 0 5 9 0.00 0.500 1.0 6 3 2 2 0 0 0 0 0 0 0 6 6 18.00 3.000																						



Batter	1	2	3	4	5	6	7	8	9	AB R H RBI BB SO LOB	TOP	
Harvey Kuenn, R (1, 5) OBP: 0.370, SLG: 0.435	0-0 FC6-5 2B		0-3 K			0-0 F7	0-0 SF8			3 0 1 1 0 1 0	San Francisco Giants @ Milwaukee Braves Milwaukee County Stadium, Milwaukee, WI Sun Aug 19 1962, 4:33 AM EDT Att: 20,005 - Unknown livebaseballscorecards.com	
Chuck Hiller, L (1, 4) OBP: 0.339, SLG: 0.345	0-0 P3		0-0 G3			0-0 HR 1B	0-0 F8			4 1 1 0 0 0 2		
Willie Mays, R (1, 8) OBP: 0.383, SLG: 0.621	0-0 FC6-5 HR				0-0 F9	0-0 E4 HR		0-3 K		4 2 0 0 0 1 2		
Willie McCovey, L (1, 3) OBP: 0.378, SLG: 0.662	0-0 HR				0-3 K	0-3 K		0-0 HR		4 2 2 3 0 2 2		
Felipe Alou, R (1, 9) OBP: 0.358, SLG: 0.521	0-0 5-3				0-0 F9	0-0 HR		0-0 F4		4 1 1 3 0 0 0		
Matty Alou, L (1, 7) OBP: 0.326, SLG: 0.336		0-0 F8			4-0 1B SF9 BB	0-3 K		0-3 K		3 1 0 0 1 2 0		
Tom Haller, L (1, 2) OBP: 0.392, SLG: 0.485		0-3 K			0-0 G1-6-3 1B		4-0 FC6-4 BB SF8 BB		0-0 G4-6-3 1B	3 1 2 0 1 1 0		
Jose Pagan, R (1, 6) OBP: 0.313, SLG: 0.336		0-0 F9			0-0 SF9		4-0 FC6-4 BB		0-0 G4-6-3	2 0 0 1 1 0 1		
Billy O'Dell, S (1, 1) OBP: 0.239, SLG: 0.169 Jim Duffalo, R (3, 1) Ed Bailey, L (5, PH) Mike McCormick, L (5, 1) Carl Boles, R (7, PH) Stu Miller, R (7, 1) Orlando Cepeda, R (9, PH) OBP: 0.214, SLG: 0.154 OBP: 0.352, SLG: 0.512			0-0 F8		0-0 G1-6-3		0-0 FC6-4		0-0 4-3	1 0 0 0 0 0 0 0 0 0 0 0 0 0 0 0 1 0 0 0 0 0 0 1 0 0 0 0 0 0 0 0 1 0 0 0 0 0 0 2 0 0 0 0 0 0 0 0 1 0 0 0 0 0 0 0		
Inning Stats	R: 2 H: 2 E: 0 LOB: 0 K: 0 BB: 0 S: 5 P: 5	R: 0 H: 0 E: 0 LOB: 0 K: 1 BB: 0 S: 5 P: 5	R: 0 H: 0 E: 0 LOB: 0 K: 1 BB: 0 S: 5 P: 5	R: 0 H: 0 E: 0 LOB: 0 K: 1 BB: 0 S: 5 P: 5	R: 1 H: 1 E: 0 LOB: 0 K: 0 BB: 1 S: 3 P: 7	R: 3 H: 2 E: 1 LOB: 0 K: 2 BB: 0 S: 10 P: 10	R: 1 H: 0 E: 0 LOB: 1 K: 0 BB: 2 S: 3 P: 11	R: 1 H: 1 E: 0 LOB: 0 K: 2 BB: 0 S: 8 P: 8	R: 0 H: 1 E: 0 LOB: 0 K: 0 BB: 0 S: 3 P: 3	1B: 3 SF: 2 2B: 1 SAC: 0 3B: 0 DP: 2 HR: 3 HBP: 0	WP: 0 PA: 36 PB: 0 SB: 0 CS: 0	
PITCHER Tony Cloninger, R (1, 1) ERA: 4.72 Claude Raymond, R (7, 1) ERA: 1.8	IP WLS BF H R ER SO BB IBB HBP BLK WP HR S P ERA WHIP	6.0 W 25 5 7 4 5 2 0 0 0 0 0 2 33 41 6.00 1.167	3.0 S 11 2 1 1 2 1 0 0 0 0 0 1 14 18 3.00 1.000	PITCHER								IP WLS BF H R ER SO BB IBB HBP BLK WP HR S P ERA WHIP

BOTTOM

San Francisco Giants @ Milwaukee Braves
Milwaukee County Stadium, Milwaukee, WI

Sun Aug 19 1962, 4:33 AM EDT
Att. 20,005 - Unknown

livebaseballscorecards.com

AB	35
R	13
H	14
RBI	13
BB	7
SO	3
LOB	13



WP:	0	PA:	43
PB:	0		
SB:	1		
CS:	0		

AB R H RBI BB SO LOB

4 1 1 0 1 0 3

5 0 2 1 0 1 1

4 2 1 0 1 0 3

2 4 2 3 3 0 0

5 1 1 3 0 0 3

5 2 3 1 0 0 1

4 2 1 1 1 0 1

3 1 2 2 1 1 0

3 0 1 2 0 1 1

0 0 0 0 0 0 0

1B: 7 SF: 0
2B: 2 SAC: 1
3B: 1 DP: 1
HR: 4 HBP: 0

Batter	1	2	3	4	5	6	7	8	9
Roy McMillan, R OBP: 0.338, SLG: 0.368 (1, 6)	0-0 F6 1-2f	0-0 FC6-4 1-2f		0-0 3B 1B		4-0 1-3 BB	0-0 F2		
Lou Johnson, R OBP: 0.319, SLG: 0.371 (1, 7)	0-0 G4-6-3 1B		0-0 F6	0-0 1-H 3B		0-3 K		0-0 F2	
Eddie Mathews, L OBP: 0.371, SLG: 0.475 (1, 5)	0-0 G4-6-3 1-2f		4-0 HR BB	0-0 F5		0-0 1-3 1-2		0-0 BB HR 1B	
Hank Aaron, R OBP: 0.401, SLG: 0.631 (1, 9)		0-0 HR	0-0 1-H HR		4-0 6-3 2B BB	4-0 IBB		4-0 1-2 HR BB	
Lee Maye, L OBP: 0.301, SLG: 0.402 (1, 8)		0-0 F6	0-0 F7		0-0 F2	0-0 F9		0-0 1-H 2-H HR	
Del Crandall, R OBP: 0.347, SLG: 0.407 (1, 2)		0-0 2B 1B	0-0 HR		0-0 6-3 1-2		0-0 FC6-4 1B	0-0 F9	
Tommie Aaron, R OBP: 0.298, SLG: 0.353 (1, 3)		0-0 1-H 1B 2B	0-0 5-3		4-0 2B 1B BB		0-0 FC6-4 SH1-4 1-2f	0-0 1-3	
Frank Bolling, R OBP: 0.323, SLG: 0.395 (1, 4)		0-0 FC6-4 1B		0-3 K	0-0 1-3 2-H 3-H 1B 2B		4-0 SH1-4 1-2 BB		
Tony Cloninger, R OBP: 0.080, SLG: 0.080 (1, 1)		0-3 K		0-0 6-3			0-0 SH1-4 1-2 2-3		
Claude Raymond, R (7, 1)									

Inning Stats	R: 0	H: 1	E: 0	LOB: 0	K: 0	S: 3	P: 3	R: 3	H: 4	E: 0	LOB: 1	K: 1	S: 9	R: 3	H: 2	E: 0	LOB: 0	K: 0	S: 5	R: 1	H: 2	E: 0	LOB: 1	K: 1	S: 7	R: 3	H: 2	E: 0	LOB: 1	K: 0	S: 4	R: 0	H: 0	E: 0	LOB: 2	K: 1	S: 5	R: 0	H: 1	E: 0	LOB: 2	K: 0	S: 4	R: 3	H: 2	E: 0	LOB: 0	K: 0	S: 5
--------------	------	------	------	--------	------	------	------	------	------	------	--------	------	------	------	------	------	--------	------	------	------	------	------	--------	------	------	------	------	------	--------	------	------	------	------	------	--------	------	------	------	------	------	--------	------	------	------	------	------	--------	------	------

PITCHER	IP	WLS	BF	H	R	ER	SO	BB	IBB	HBP	BLK	WP	HR	S	P	ERA	WHIP
Billy O'Dell, L ERA: 3.63 (1, 1)	2.2	L	14	6	5	5	1	1	0	0	0	0	2	15	19	16.88	2.625
Jim Duffalo, R ERA: 3.6 (3, 1)	1.1		7	3	2	2	1	0	0	0	0	0	1	9	9	13.50	2.250
Mike McCormick, L ERA: 4.99 (5, 1)	2.0		11	2	3	3	1	3	1	0	0	0	0	9	25	13.50	2.500
Stu Miller, R ERA: 4.09 (7, 1)	2.0		11	3	3	3	0	2	0	0	0	0	1	9	17	13.50	2.500

WP	HR	S	P	ERA	WHIP
0	1	0	1		

Batter	1	2	3	4	5	6	7	8	9	AB R H RBI BB SO LOB	TOP										
Harvey Kuenn, R (1, 5) OBP: 0.369, SLG: 0.442	0-0 F7		0-0 F2			0-0 HR		0-0 F2		4 1 1 1 0 0 1	San Francisco Giants @ Milwaukee Braves Milwaukee County Stadium, Milwaukee, WI Mon Aug 20 1962, 8:05 PM EDT Att: 15,906 - Unknown livebaseballscorecards.com										
Chuck Hiller, L (1, 4) OBP: 0.337, SLG: 0.342	0-0 4-3			0-0 4-1		0-0 F8		0-0 FC4-6 FC6-4	4 0 0 0 0 0 1												
Willie Mays, R (1, 8) OBP: 0.380, SLG: 0.616	0-0 F5			0-0 F3			0-0 6-3	0-0 FC6-4	4 0 0 0 0 0 1												
Orlando Cepeda, R (1, 9) OBP: 0.353, SLG: 0.524		0-0 HR		0-0 F7			0-0 HR		0-0 F7	4 2 2 2 0 0 0											
Felipe Alou, R (1, 7) OBP: 0.357, SLG: 0.526		0-0 5-3			0-0 F9		0-0 HR		0-0 F4	4 1 1 1 0 0 0											
Willie McCovey, L (1, 3) OBP: 0.375, SLG: 0.650		0-3 K			0-0 G3		4-0 FC6-4 BB		0-0 F8	3 0 0 0 1 1 0											
John Orsino, R (1, 2) OBP: 0.320, SLG: 0.273		0-3 K			0-0 5-3		0-0 F8			3 0 0 0 0 1 1											
Jose Pagan, R (1, 6) OBP: 0.313, SLG: 0.336			0-0 5-3			0-0 G4-6-3 1B		0-0 FC6-4		3 0 1 0 0 0 1											
Billy Pierce, L (1, 1) OBP: 0.316, SLG: 0.257 Carl Boles, R (8, PH) OBP: 0.300, SLG: 0.300 Don Larsen, R (6, 1) OBP: 0.217, SLG: 0.304 Bobby Bolin, R (7, 1) OBP: 0.318, SLG: 0.381 Bob Nieman, R (8, PH) OBP: 0.308, SLG: 0.375 Bob Garibaldi, L (8, 1)			0-0 F7			0-0 G4-6-3 1B		0-0 FC4-6 1B		1 0 0 0 0 0 0 1 0 0 0 0 0 1 0 0 0 0 0 0 0 0 0 0 0 0 0 0 1 0 1 0 0 0 0 0 0 0 0 0 0 0											
Inning Stats	R: 0 E: 0 K: 0 S: 3	H: 0 LOB: 0 BB: 0 P: 3	R: 1 E: 0 K: 2 S: 8	H: 1 LOB: 0 BB: 0 P: 8	R: 0 E: 0 K: 0 S: 3	H: 0 LOB: 0 BB: 0 P: 3	R: 0 E: 0 K: 0 S: 3	H: 0 LOB: 0 BB: 0 P: 3	R: 1 E: 0 K: 0 S: 4	H: 2 LOB: 0 BB: 0 P: 4	R: 2 E: 0 K: 0 S: 5	H: 2 LOB: 1 BB: 1 P: 9	R: 0 E: 0 K: 0 S: 4	H: 1 LOB: 1 BB: 0 P: 4	R: 0 E: 0 K: 0 S: 3	H: 0 LOB: 0 BB: 0 P: 3	1B: 2 2B: 0 3B: 0 HR: 4	SF: 0 SAC: 0 DP: 1 HBP: 0	WP: 0 PB: 0 SB: 0 CS: 0	PA: 33	
PITCHER Warren Spahn, L (1, 1) ERA: 3.09	IP 9.0	WLS W	BF 33	H 6	R 4	ER 4	SO 2	BB 1	IBB 0	HBP 0	BLK 0	WP 0	HR 4	S 36	P 40	ERA 4.00	WHIP 0.778				



Batter	1	2	3	4	5	6	7	8	9
Roy McMillan, R OBP: 0.338, SLG: 0.366 (1, 6)	0-0 F9		0-0 F9	0-0 FC6-4		0-0 1B	1-0 E		
Lou Johnson, R OBP: 0.324, SLG: 0.418 (1, 7)	0-0 F8		0-0 F4		0-0 HR	0-0 1B	0-0 F4		
Lee Mays, L OBP: 0.299, SLG: 0.402 (1, 8)	0-0 E9			0-3 K	0-0 1-3	0-3 K	0-0 E4		
Hank Aaron, R OBP: 0.401, SLG: 0.627 (1, 9)	0-3 K			4-0 1B	0-0 F7		0-0 HR		
Joe Adcock, R OBP: 0.337, SLG: 0.524 (1, 3)		0-0 F6		0-0 1B	0-0		0-0 HR	4-0 E	
Tommie Aaron, R OBP: 0.306, SLG: 0.372 (5, 3)				1-2 1B				6-3 BB	
Del Crandall, R OBP: 0.348, SLG: 0.405 (1, 2)		0-0 F6		0-0 1B	0-0 F7		4-0 1B	0-3 K	
Ken Aspromonte, R OBP: 0.368, SLG: 0.329 (1, 5)		0-0 F8		0-0 1B		0-0 4-3	0-0 HBP	0-0 6-3	
Frank Bolling, R OBP: 0.327, SLG: 0.399 (1, 4)			0-0 SH2-4	0-0 FC6-4		0-0 4-3	0-0 HBP	0-0 F7	
Warren Spahn, L OBP: 0.243, SLG: 0.275 (1, 1)			0-0 SH2-4	0-3 K		0-0 G3	0-3 K		

Inning Stats	R: 0	H: 1	E: 1	K: 1	S: 6	LOB: 1	BB: 0	P: 6
	R: 0	H: 0	E: 0	K: 0	S: 3	LOB: 0	BB: 0	P: 3
	R: 0	H: 1	E: 0	K: 0	S: 4	LOB: 1	BB: 0	P: 4
	R: 2	H: 4	E: 0	K: 2	S: 11	LOB: 3	BB: 1	P: 15
	R: 1	H: 2	E: 0	K: 0	S: 5	LOB: 1	BB: 0	P: 5
	R: 1	H: 3	E: 0	K: 1	S: 8	LOB: 2	BB: 0	P: 8
	R: 5	H: 4	E: 1	K: 1	S: 10	LOB: 2	BB: 1	P: 15
	R: 0	H: 0	E: 1	K: 1	S: 5	LOB: 1	BB: 1	P: 9

PITCHER	IP	WLS	BF	H	R	ER	SO	BB	IBB	HBP	BLK	WP	HR	S	P	ERA	WHIP
Billy Pierce, L ERA: 3.86 (1, 1)	5.0		24	8	3	3	3	1	0	0	0	0	1	29	33	5.40	1.800
Don Larsen, R ERA: 5.24 (6, 1)	1.0	L	9	5	4	4	1	1	0	0	0	0	1	10	14	36.00	6.000
Bobby Bolin, R ERA: 3.69 (7, 1)	1.0		7	2	2	0	1	0	0	1	0	0	0	8	9	0.00	2.000
Bob Garibaldi, R ERA: 2.61 (8, 1)	1.0		4	0	0	0	1	1	0	0	0	0	0	5	9	0.00	1.000

AB R H RBI BB SO LOB

4	0	1	1	0	0	4
5	1	2	1	0	0	4
5	0	1	0	0	2	3
4	2	1	0	1	1	3
2	1	1	0	0	0	0
2	1	2	2	1	0	0
4	1	1	1	1	1	2
5	2	3	0	0	0	1
5	1	3	2	0	0	2
3	0	0	0	0	2	6

1B: 11	SF: 0	WP: 0	PA: 44
2B: 2	SAC: 1	PB: 0	
3B: 0	DP: 0	SB: 0	
HR: 2	HBP: 1	CS: 0	



San Francisco Giants @ Milwaukee Braves
 Milwaukee County Stadium, Milwaukee, WI
 Mon Aug 20 1962, 8:05 PM EDT
 Att. 15,906 - Unknown

AB	39
R	9
H	15
RBI	7
BB	3
SO	6
LOB	25



Batter	1	2	3	4	5	6	7	8	9	AB R H RBI BB SO LOB	TOP																									
Harvey Kuenn, R (1, 5) OBP: 0.370, SLG: 0.440	0-0 1B		0-0 G3		0-0 1-3			4-0 FC4-6 BB	0-0 5-3	4 0 1 0 1 0 0																										
Chuck Hiller, L (1, 4) OBP: 0.336, SLG: 0.340	0-0 G3		4-0 1B BB		0-0 G3			0-0 FC4-6 1B		3 1 0 0 1 0 2																										
Willie Mays, R (1, 8) OBP: 0.381, SLG: 0.615	0-3 K		0-0 FC6-4 1B		0-0 5-3			0-0 1B FC6-4 1B		4 1 2 1 0 1 0																										
Orlando Cepeda, R (1, 3) OBP: 0.352, SLG: 0.522		0-3 K	0-0 FC6-4		0-3 K			0-0 FC6-4 1B		4 0 1 1 0 2 2																										
Felipe Alou, R (1, 9) OBP: 0.359, SLG: 0.524		0-0 E8 G3 WP 1B		4-0 BB		0-0 1-3		0-0 FC6-4 1B		3 1 1 1 1 0 1																										
Matty Alou, L (1, 7) OBP: 0.326, SLG: 0.336	0-0 G3				0-0 F7			0-0		3 0 1 0 0 0 2																										
Carl Boles, R (8, PH) OBP: 0.364, SLG: 0.364							0-0 G5-4-3 1B	0-0 1B		1 0 1 0 0 0 0																										
Tom Haller, L (1, 2) OBP: 0.390, SLG: 0.477		4-0 FC5-4 BB		0-3 K			0-3 K	0-0 4-3		3 0 0 0 1 2 4																										
Jose Pagan, R (1, 6) OBP: 0.313, SLG: 0.336		0-0 FC5-4		0-0 F3			0-0 G5-4-3		0-0 G3-6-3 1B	4 0 1 0 0 0 3																										
Jack Sanford, R (1, 1) OBP: 0.213, SLG: 0.229			0-3 K		0-3 K			4-0 FC4-6 BB	0-0 G3-6-3	2 0 0 0 0 0 2 0																										
Ed Bailey, L (8, PH) OBP: 0.341, SLG: 0.462										0 0 0 0 0 1 0 0 0																										
Jim Davenport, R (8, PR) OBP: 0.289, SLG: 0.491										0 1 0 0 0 0 0 0 0																										
Don Larsen, R (8, 1) OBP: 0.217, SLG: 0.304										0 0 0 0 0 0 0 0 0																										
Bob Garibaldi, L (8, 1) OBP: 0.373, SLG: 0.646										0 0 0 0 0 0 0 0 0																										
Willie McCovey, L (9, PH)										1 0 0 0 0 0 0 1																										
Inning Stats	R: 0 E: 0 K: 1 S: 5	H: 1 LOB: 0 BB: 0 P: 5	R: 1 E: 1 K: 1 S: 6	H: 1 LOB: 1 BB: 1 P: 10	R: 0 E: 0 K: 1 S: 6	H: 1 LOB: 2 BB: 1 P: 10	R: 0 E: 0 K: 1 S: 5	H: 0 LOB: 1 BB: 1 P: 9	R: 0 E: 0 K: 1 S: 5	H: 0 LOB: 0 BB: 0 P: 5	R: 0 E: 0 K: 1 S: 5	H: 1 LOB: 0 BB: 0 P: 5	R: 3 E: 0 K: 0 S: 6	H: 3 LOB: 2 BB: 2 P: 14	R: 0 E: 0 K: 0 S: 3	H: 1 LOB: 0 BB: 0 P: 3	1B: 8 2B: 0 3B: 0 HR: 0	SF: 0 SAC: 0 DP: 2 HBP: 0	WP: 1 PB: 0 SB: 0 CS: 0	PA: 37																
PITCHER	IP WLS BF H R ER SO BB IBB HBP BLK WP HR S P ERA WHIP																																			
Bob Miller, R (1, 1) ERA: 5.15	7.1		30	5	4	3	7	5	0	0	0	1	0	39	59	3.68	1.364																			
Ken MacKenzie, L (8, 1) ERA: 4.91	0.2	W	4	2	0	0	0	0	0	0	0	0	0	4	4	0.00	3.000																			
Roger Craig, R (9, 1) ERA: 4.48	1.0	S	3	1	0	0	0	0	0	0	0	0	0	3	3	0.00	1.000																			

San Francisco Giants @ New York Mets
Polo Grounds, New York, NY
Wed Aug 22 1962, 7:05 PM EDT
Att: 33,569 - Unknown

livebaseballscorecards.com

AB	32
R	4
H	8
RBI	3
BB	5
SO	7
LOB	15



Batter	1	2	3	4	5	6	7	8	9
Richie Ashburn, L (1, 8) <small>OBP: 0.428, SLG: 0.403</small>	0-0 	0-0 PO <small>1-2</small>	0-0 6-3			0-0 		4-0 	
Charlie Neal, R (1, 6) <small>OBP: 0.322, SLG: 0.393</small>	0-0 		0-0 4-3			0-0 6-3 <small>1-2</small>		0-0 	
Felix Mantilla, R (1, 5) <small>OBP: 0.327, SLG: 0.405</small> Rick Herscher, R (9, 5) <small>OBP: 0.242, SLG: 0.355</small>	0-0 1-3 <small>1-2, 2-3</small>		0-0 F3			0-0 		0-0 B1	
Frank Thomas, R (1, 7) <small>OBP: 0.329, SLG: 0.513</small> Roger Craig, R (9, 1) <small>OBP: 0.111, SLG: 0.051</small>	0-3 K			0-0 F6		0-3 K		0-3 K	
Mary Throneberry, L (1, 3) <small>OBP: 0.309, SLG: 0.438</small>	0-0 			0-0 4-3			0-0 3-1	0-0 6-3	
Choo-Choo Coleman, L (1, 2) <small>OBP: 0.292, SLG: 0.533</small>		0-0 		0-0 F7			0-0 E3		
Rod Kanehl, R (1, 4) <small>OBP: 0.327, SLG: 0.352</small>		0-0 			0-3 K		0-0 F8		
Jim Hickman, R (1, 9) <small>OBP: 0.325, SLG: 0.416</small>		0-0 F6			0-3 K2-3		0-0 F7		
Bob Miller, R (1, 1) <small>OBP: 0.156, SLG: 0.219</small> Ken MacKenzie, R (8, 1) <small>OBP: 0.091, SLG: 0.091</small> Joe Christopher, R (8, PR) <small>OBP: 0.294, SLG: 0.299</small> (9, 7)		0-0 F8			0-3 K			0-0 	

Inning Stats	R: 2	H: 3	E: 0	K: 1	S: 7	LOB: 1	BB: 0	P: 7
	R: 1	H: 1	E: 0	K: 0	S: 4	LOB: 0	BB: 0	P: 4
	R: 0	H: 0	E: 0	K: 0	S: 3	LOB: 0	BB: 0	P: 3
	R: 0	H: 0	E: 0	K: 3	S: 9	LOB: 0	BB: 0	P: 9
	R: 1	H: 2	E: 0	K: 1	S: 6	LOB: 0	BB: 0	P: 6
	R: 0	H: 0	E: 1	K: 0	S: 4	LOB: 1	BB: 0	P: 4
	R: 1	H: 1	E: 1	K: 1	S: 7	LOB: 2	BB: 1	P: 11

PITCHER	IP	WLS	BF	H	R	ER	SO	BB	IBB	HBP	BLK	WP	HR	S	P	ERA	WHIP
Jack Sanford, R (1, 1) <small>ERA: 3.5</small>	7.0		26	6	4	4	5	0	0	0	0	0	1	36	36	5.14	0.857
Don Larsen, R (8, 1) <small>ERA: 5.24</small>	0.0	L	2	0	1	0	0	1	0	0	0	0	0	1	5	∞	∞
Bob Garibaldi, R (8, 1) <small>ERA: 2.38</small>	1.0		4	1	0	0	1	0	0	0	0	0	0	6	6	0.00	1.000

BOTTOM

San Francisco Giants @ New York Mets
 Polo Grounds, New York, NY

Wed Aug 22 1962, 7:05 PM EDT
 Att. 33,569 - Unknown

AB	R	H	RBI	BB	SO	LOB
3	1	2	0	1	0	0
4	1	2	1	0	0	1
4	1	1	1	0	0	4
0	0	0	0	0	0	0
4	0	0	0	0	3	4
0	0	0	0	0	0	0
4	0	1	2	0	0	2
3	1	1	0	0	0	0
3	0	0	1	0	1	1
3	0	0	0	0	1	2
2	0	0	0	0	1	1
1	0	0	0	0	0	0
0	1	0	0	0	0	0

AB	31
R	5
H	7
RBI	5
BB	1
SO	6
LOB	15

livebaseballscorecards.com

WP	PA
0	33
PB	0
SB	0
CS	0

TOP

San Francisco Giants @ New York Mets
Polo Grounds, New York, NY

Thu Aug 23 1962, 3:33 AM EDT
Att. 18,815 - Unknown

livebaseballscorecards.com

AB	41
R	2
H	13
RBI	2
BB	4
SO	2
LOB	25



WP:	0	PA:	45
PB:	0		
SB:	0		
CS:	0		

AB R H RBI BB SO LOB

3	0	0	0	2	1	1
5	0	2	0	0	1	2
5	0	1	0	0	0	6
5	0	1	0	0	0	3
5	0	2	0	0	0	1
4	1	3	0	1	0	1
4	0	1	0	1	0	4
5	1	2	2	0	0	5
5	0	1	0	0	0	2

Batter	1	2	3	4	5	6	7	8	9	10
Harvey Kuenn, R (1, 5) OBP: 0.370, SLG: 0.436	0-0 F8		0-3 K		0-0 1-3		4-0 BB		4-0 1B BB	
Carl Boles, R (1, 7) OBP: 0.375, SLG: 0.375	0-0 G6-4-3 1B		0-0 E6 FC4-6		0-3 K		0-0 F7		0-0 1-3 1B	
Willie Mays, R (1, 8) OBP: 0.380, SLG: 0.611	0-0 G6-4-3 1-2f		0-0 FC4-6 FC6-4 1-2f		0-0 G6-4-3 1B		0-0 F4		0-0 F8	
Orlando Cepeda, R (1, 3) OBP: 0.350, SLG: 0.520		0-0 2B	0-0 FC6-4 1-2f		0-0 G6-4-3 1-2f		0-0 F8		0-0 F8	
Felipe Alou, R (1, 9) OBP: 0.359, SLG: 0.523		0-0 P5		0-0 G5-4-3 1B		0-0 BB 1B		0-0 6-3		0-0 F8
John Orsino, R (1, 2) OBP: 0.400, SLG: 0.385		4-0 BB		0-0 F8		0-0 BB 1B		0-0 2B		0-0 1B 1B
Jose Pagan, R (1, 6) OBP: 0.314, SLG: 0.335		0-0 F7		0-0 G5-4-3 1-2f		4-0 BB 1-2 2-3 BB		0-0 6-3		0-0 1B 1-2 1B
Ernie Bowman, R (1, 4) OBP: 0.237, SLG: 0.324		0-0 G3			0-0 HR		0-0 F7		0-0 3-1	0-0 1-3 2-H 1B
Juan Marichal, R (1, 1) OBP: 0.244, SLG: 0.230			0-0 E E 1B		0-0 6-3		0-0 1-3		0-0 6-3	0-0 4-3

Inning Stats	R: 0 E: 0 K: 0 S: 3	H: 1 LOB: 0 BB: 0 P: 3	R: 0 E: 0 K: 0 S: 4	H: 1 LOB: 2 BB: 1 P: 8	R: 0 E: 1 K: 1 S: 7	H: 1 LOB: 2 BB: 0 P: 7	R: 0 E: 0 K: 0 S: 3	H: 1 LOB: 0 BB: 0 P: 3	R: 1 E: 0 K: 1 S: 6	H: 1 LOB: 0 BB: 0 P: 6	R: 0 E: 0 K: 0 S: 5	H: 3 LOB: 3 BB: 1 P: 9	R: 0 E: 0 K: 0 S: 3	H: 0 LOB: 1 BB: 1 P: 7	R: 0 E: 0 K: 0 S: 4	H: 1 LOB: 1 BB: 0 P: 4	R: 0 E: 0 K: 0 S: 4	H: 1 LOB: 2 BB: 1 P: 8	R: 1 E: 0 K: 0 S: 6	H: 3 LOB: 2 BB: 0 P: 6	1B: 10 2B: 2 3B: 0 HR: 1	SF: 0 SAC: 0 DP: 3 HBP: 0	WP: 0 PB: 0 SB: 0 CS: 0	PA: 45
---------------------	------------------------------	---------------------------------	------------------------------	---------------------------------	------------------------------	---------------------------------	------------------------------	---------------------------------	------------------------------	---------------------------------	------------------------------	---------------------------------	------------------------------	---------------------------------	------------------------------	---------------------------------	------------------------------	---------------------------------	------------------------------	---------------------------------	-----------------------------------	------------------------------------	----------------------------------	--------

PITCHER	IP	WLS	BF	H	R	ER	SO	BB	IBB	HBP	BLK	WP	HR	S	P	ERA	WHIP
Al Jackson, L (1, 1) ERA: 4.34	10.0	L	45	13	2	2	2	4	0	0	0	0	1	45	61	1.80	1.700

BOTTOM

San Francisco Giants @ New York Mets
Polo Grounds, New York, NY
Thu Aug 23 1962, 3:33 AM EDT
Att: 18,815 - Unknown

livebaseballscorecards.com

AB 34
R 1
H 5
RBI 0
BB 5
SO 6
LOB 16



WP: 0 PA: 39
PB: 0
SB: 0
CS: 1

AB R H RBI BB SO LOB

3 1 1 0 2 0 0

5 0 1 0 0 1 2

5 0 2 0 0 1 2

3 0 0 0 1 0 2

4 0 0 0 0 0 2

3 0 1 0 1 1 1

3 0 0 0 1 0 3

3 0 0 0 0 1 2

1 0 0 0 0 1 0

3 0 0 0 0 0 2

1 0 0 0 0 1 0

1B

BB

1B

1B

1B

BB

BB

BB

BB

BB

BB

BB

BB

BB

BB

BB

BB

BB

BB

BB

BB

BB

BB

BB

BB

BB

BB

BB

BB

BB

BB

BB

BB

BB

BB

BB

BB

BB

BB

BB

BB

BB

BB

BB

BB

BB

BB

BB

BB

BB

BB

BB

BB

BB

BB

BB

BB

BB

BB

BB

BB

BB

BB

BB

BB

BB

BB

BB

BB

BB

BB

BB

BB

BB

BB

BB

BB

BB

BB

BB

BB

BB

BB

BB

BB

BB

BB

BB

BB

BB

BB

BB

BB

BB

BB

BB

BB

BB

BB

BB

BB

BB

BB

BB

BB

BB

BB

BB

BB

BB

BB

BB

BB

BB

BB

BB

BB

BB

BB

BB

BB

BB

BB

BB

BB

BB

BB

BB

BB

BB

BB

BB

BB

BB

BB

BB

BB

BB

BB

BB

BB

BB

BB

BB

BB

BB

BB

BB

BB

BB

BB

BB

BB

BB

BB

BB

BB

BB

BB

BB

BB

BB

BB

BB

BB

BB

BB

BB

BB

BB

BB

BB

BB

BB

BB

BB

BB

BB

BB

BB

BB

BB

BB

BB

BB

BB

BB

BB

BB

BB

BB

BB

BB

BB

BB

BB

BB

BB

BB

BB

BB

BB

BB

BB

BB

BB

BB

BB

BB

BB

BB

BB

BB

BB

BB

BB

BB

BB

BB

BB

BB

BB

BB

BB

BB

BB

BB

BB

BB

BB

BB

BB

BB

BB

BB

BB

BB

BB

BB

BB

BB

BB

BB

BB

BB

BB

BB

BB

BB

BB

BB

BB

BB

BB

BB

BB

BB

BB

BB

BB

BB

BB

BB

BB

BB

BB

BB

BB

BB

BB

BB

BB

BB

BB

BB

BB

BB

BB

BB

BB

BB

BB

BB

BB

BB

BB

BB

BB

BB

BB

BB

BB

BB

BB

BB

BB

BB

BB

BB

BB

BB

BB

BB

BB

BB

BB

BB

BB

BB

BB

BB

Batter	1	2	3	4	5	6	7	8	9	AB R H RBI BB SO LOB	TOP											
Harvey Kuenn, R OBP: 0.375, SLG: 0.446 (1, 5) X	0-0 1B 1B		0-0 F9		0-0 HR	4-0 BB		4-0 BB	4-0 FC6 BB	3 2 2 2 2 0 0												
Matty Alou, L OBP: 0.329, SLG: 0.346 (1, 7) X	0-0 1-3 1B		0-0 2B		0-0 F7	0-0 F9		0-0 FC6 1B	0-0 FC6 1B	5 1 2 0 0 0 4												
Willie Mays, R OBP: 0.376, SLG: 0.605 (1, 8) X	0-0 F3		0-0 5-3		0-0 F6		0-0 5-3	0-0 6-3	0-0 6-3	5 0 0 0 0 0 3												
Orlando Cepeda, R OBP: 0.357, SLG: 0.537 (1, 3) X	0-0 FC6-4 1B			0-0 E S 1B		0-0 HR		0-0 HR	0-0 1B	5 2 5 4 0 0 0												
Felipe Alou, R OBP: 0.357, SLG: 0.519 (1, 9) X	0-0 FC6-4 1-2f			0-0 F3 1-3		0-0 1B FC4-2 1B		0-0 F7	0-0 F4	5 0 1 0 0 0 3												
Chuck Hiller, L OBP: 0.337, SLG: 0.340 (1, 4) X		0-0 F2		4-0 IBB		0-0 FC4-2 BB 1B		0-0 F9		3 1 1 0 1 0 0												
John Orsino, R OBP: 0.412, SLG: 0.379 (1, 2) X		0-0 L5-3 1B		0-0 F5		4-0 BB FC4-2 BB 1B		0-3 K		3 0 1 0 1 1 2												
Jose Pagan, R OBP: 0.313, SLG: 0.334 (1, 6) X		0-0 L5-3		0-0 6-3		0-0 FC4-2 BB		0-0 B2-4 1B		4 0 1 0 0 0 6												
Billy O'Dell, S OBP: 0.227, SLG: 0.159 (1, 1) X			0-3 K		0-0 F4	0-3 K		0-0 B2-4		4 0 0 0 0 2 4												
Inning Stats	R: 1 E: 0 K: 0 S: 5	H: 3 LOB: 1 BB: 0 P: 5	R: 0 E: 0 K: 0 S: 3	H: 1 LOB: 0 BB: 0 P: 3	R: 0 E: 0 K: 1 S: 6	H: 1 LOB: 1 BB: 0 P: 6	R: 0 E: 0 K: 0 S: 4	H: 1 LOB: 2 BB: 1 P: 8	R: 1 E: 0 K: 0 S: 4	H: 1 LOB: 0 BB: 0 P: 4	R: 2 E: 0 K: 1 S: 8	H: 3 LOB: 3 BB: 2 P: 16	R: 1 E: 0 K: 0 S: 4	H: 1 LOB: 0 BB: 0 P: 4	R: 0 E: 0 K: 1 S: 5	H: 1 LOB: 0 BB: 0 P: 5	R: 1 E: 0 K: 0 S: 4	H: 1 LOB: 1 BB: 1 P: 8	1B: 9 2B: 3 3B: 0 HR: 3	SF: 0 SAC: 0 DP: 2 HBP: 0	WP: 0 PB: 0 SB: 1 CS: 0	PA: 41
PITCHER	IP WLS BF H R ER SO BB IBB HBP BLK WP HR S P ERA WHIP																					
Cal McLish, R ERA: 4.62 (1, 1)	5.0 L 24 10 4 4 1 0 0 0 0 0 2 25 29 7.20 2.000																					
John Boozer, R ERA: 7.53 (6, 1)	3.0 12 2 1 1 2 2 0 0 0 0 1 14 22 3.00 1.333																					
Jim Owens, R ERA: 6.15 (9, 1)	1.0 5 1 1 1 0 1 0 0 0 0 0 4 8 9.00 2.000																					

San Francisco Giants @ Philadelphia Phillies
 Connie Mack Stadium, Philadelphia, PA

Fri Aug 24 1962, 7:05 PM EDT
 Att: 19,454 - Unknown

livebaseballscorecards.com

AB	37
R	6
H	13
RBI	6
BB	4
SO	3
LOB	22



Batter	1	2	3	4	5	6	7	8	9	AB	R	H	RBI	BB	SO	LOB
Tony Taylor, R (1, 4) OBP: 0.336, SLG: 0.352	0-0 F8			0-3 K		0-0 WP 1B		0-0 6-3		4	0	1	0	0	1	0
Johnny Callison, L (1, 9) OBP: 0.371, SLG: 0.491	0-0 G3			0-0 BB BB 1B		0-0 F8 1-2			0-3 K	4	0	1	0	0	1	1
Ted Savage, R (1, 7) OBP: 0.339, SLG: 0.372	0-0 4-3			4-0 BB BB 1-2		0-0 5-3			0-3 K	3	0	0	0	1	1	1
Roy Sievers, R (1, 3) OBP: 0.336, SLG: 0.444		0-0 F6		0-0 F7		0-0 6-3			0-0 1B	4	0	1	0	0	0	3
Don Demeter, R (1, 8) OBP: 0.362, SLG: 0.510		0-0 F2		4-0 BB BB 1-2 2-3 BB			0-0 5-3		0-0 F9	3	0	0	0	1	0	1
Bob Oldis, R (1, 2) OBP: 0.367, SLG: 0.324		0-0 F4		0-0 3-1			0-0 F8			3	0	0	0	0	0	3
Bobby Wine, R (1, 5) OBP: 0.279, SLG: 0.351			0-0 L4-3 1B		0-0 G4-6-3 1B		0-0 F3			3	0	2	0	0	0	0
Ruben Amaro, R (1, 6) OBP: 0.361, SLG: 0.315			0-0 L4-3 1-2		0-0 F2			0-3 K		3	0	0	0	0	1	2
Cal McLish, S (1, 1) OBP: 0.167, SLG: 0.114			0-3 K		0-0 G4-6-3 1-2			0-0 4-3		2	0	0	0	0	1	1
John Boozer, R (6, 1)										0	0	0	0	0	0	0
Mel Roach, R (8, PH) OBP: 0.245, SLG: 0.250										1	0	0	0	0	0	0
Jim Owens, R (9, 1) OBP: 0.231, SLG: 0.250										0	0	0	0	0	0	0

Inning Stats	R: 0	H: 0	E: 0	K: 0	S: 3	R: 0	H: 0	E: 0	K: 0	S: 3	R: 0	H: 1	E: 0	K: 1	S: 5	R: 0	H: 1	E: 0	K: 1	S: 6	R: 0	H: 1	E: 0	K: 0	S: 3	R: 0	H: 1	E: 0	K: 0	S: 4	R: 0	H: 0	E: 0	K: 0	S: 3	R: 0	H: 0	E: 0	K: 1	S: 5	R: 0	H: 0	E: 0	K: 2	S: 8	R: 0	H: 1	E: 0	K: 2	S: 8
	LOB: 0	BB: 0	P: 3	LOB: 0	BB: 0	LOB: 0	BB: 0	LOB: 0	BB: 0	P: 3	LOB: 3	BB: 2	LOB: 0	BB: 0	P: 3	LOB: 1	BB: 0	LOB: 0	BB: 0	P: 4	LOB: 0	BB: 0	LOB: 0	BB: 0	P: 3	LOB: 0	BB: 0	LOB: 0	BB: 0	P: 3	LOB: 1	BB: 0	LOB: 0	BB: 0	P: 5	LOB: 0	BB: 0	LOB: 0	BB: 0	P: 8	LOB: 1	BB: 0	LOB: 1	BB: 0	P: 8					
	1B: 5	2B: 1	3B: 0	HR: 0	SF: 0	SAC: 0	DP: 2	HBP: 0	WP: 1	PA: 32																																								
PITCHER Billy O'Dell, L (1, 1) ERA: 3.48	IP: 9.0	WLS: W	BF: 32	H: 5	R: 0	ER: 0	SO: 5	BB: 2	IBB: 0	HBP: 0	BLK: 0	WP: 1	HR: 0	S: 40	P: 48	ERA: 0.00	WHIP: 0.778																																	


BOTTOM

San Francisco Giants @ Philadelphia Phillies
 Connie Mack Stadium, Philadelphia, PA

Fri Aug 24 1962, 7:05 PM EDT
 Att. 19,454 - Unknown

livebaseballscorecards.com

AB	30
R	0
H	5
RBI	0
BB	2
SO	5
LOB	12



Batter	1	2	3	4	5	6	7	8	9	AB R H RBI BB SO LOB	TOP	
Harvey Kuenn, R (1, 5) OBP: 0.373, SLG: 0.441	0-0 5-3	0-0 5-3			4-0 HR	0-0 FC6-4			0-0 6-3	4 1 0 0 1 0 3		
Matty Alou, L (1, 7) OBP: 0.325, SLG: 0.341	0-0 B1		0-0 4-3		0-3 K		0-0 G6-4-3 1B		0-0 L1	5 0 1 0 0 1 1		
Willie Mays, R (1, 8) OBP: 0.375, SLG: 0.600	0-0 F8		1-0 HBP		0-0 F8		0-0 G6-4-3 1B		0-0 F8	4 0 0 0 0 0 2		
Orlando Cepeda, R (1, 3) OBP: 0.358, SLG: 0.545		0-0 6-3	0-0 F8		0-0 1-H HR		0-0 2B			4 1 2 2 0 0 1		
Felipe Alou, R (1, 9) OBP: 0.358, SLG: 0.526		0-0 1B 1B	0-0 6-3		0-0 F7			0-0 HR		4 2 2 1 0 0 1		
Chuck Hiller, L (1, 4) OBP: 0.338, SLG: 0.340		0-0 1B FC5-2 1B		4-0 BB		0-0 F8		0-0 4-3		3 0 1 0 1 0 0		
John Orsino, R (1, 2) OBP: 0.421, SLG: 0.394		0-0 FC5-2 1B 1B		0-0 G6-4-3		0-0 F7		0-0 G5-3 1B 1B		4 1 2 1 0 0 1		
Jose Pagan, R (1, 6) OBP: 0.317, SLG: 0.342		0-0 FC5-2 1B		0-0 1B		0-0 1B 3B		0-0 1B 1B		4 1 3 0 0 0 2		
Billy Pierce, L (1, 1) OBP: 0.333, SLG: 0.282		0-0 1B		0-0 6-3		0-0 FC6-4 1B		0-0 G5-3		4 0 2 2 0 0 3		
Inning Stats	R: 0 H: 0 E: 0 LOB: 0 K: 0 BB: 0 S: 3 P: 3	R: 2 H: 4 E: 0 LOB: 2 K: 0 BB: 0 S: 7 P: 7	R: 0 H: 0 E: 0 LOB: 1 K: 0 BB: 0 S: 3 P: 4	R: 0 H: 1 E: 0 LOB: 1 K: 0 BB: 1 S: 3 P: 7	R: 2 H: 1 E: 0 LOB: 0 K: 1 BB: 1 S: 6 P: 10	R: 1 H: 2 E: 0 LOB: 1 K: 0 BB: 0 S: 5 P: 5	R: 0 H: 2 E: 0 LOB: 1 K: 0 BB: 0 S: 3 P: 3	R: 1 H: 3 E: 0 LOB: 1 K: 0 BB: 0 S: 5 P: 5	R: 0 H: 0 E: 0 LOB: 0 K: 0 BB: 0 S: 3 P: 3	1B: 9 SF: 0 2B: 1 SAC: 0 3B: 1 DP: 3 HR: 2 HBP: 1	WP: 0 PA: 39 PB: 0 SB: 0 CS: 0	
PITCHER Dallas Green, R (1, 1) ERA: 4.05 Jack Hamilton, R (6, 1) ERA: 5.3 Bill Smith, L (8, 1) ERA: 4.95	IP WLS BF H R ER SO BB IBB HBP BLK WP HR S P ERA WHIP											PITCHER IP WLS BF H R ER SO BB IBB HBP BLK WP HR S P ERA WHIP
	5.0 L 23 6 4 4 1 2 0 1 0 0 1 22 31 7.20 1.600											

San Francisco Giants @ Philadelphia Phillies
 Connie Mack Stadium, Philadelphia, PA

Sat Aug 25 1962, 7:05 PM EDT
 Att: 16,738 - Unknown

livebaseballscorecards.com

AB	36
R	6
H	13
RBI	6
BB	2
SO	1
LOB	14



Batter	1	2	3	4	5	6	7	8	9	AB R H RBI BB SO LOB
Tony Taylor, R (1, 4) OBP: 0.337, SLG: 0.353	0-0 F8		0-0 1B		0-0 E6			0-0 F8 1B		4 0 2 0 0 0 0
Johnny Callison, L (1, 9) OBP: 0.370, SLG: 0.488	0-0 4-3		0-0 F6		4-0 BB			0-0 F8 1-2		3 0 0 0 1 0 2
Ted Savage, R (1, 7) OBP: 0.338, SLG: 0.370	0-0 6-3		0-0 1B		0-0 1-6-3			0-0 6-3		4 0 1 0 0 0 3
Roy Sievers, R (1, 3) OBP: 0.333, SLG: 0.440		0-0 F2	0-0 6-3		0-0 5-3			0-0 5-3		4 0 0 0 0 0 3
Don Demeter, R (1, 8) OBP: 0.363, SLG: 0.512		0-0 E5 1B		0-0 F9		0-0 G5-4-3 1B		0-0 1B 2B		4 1 2 0 0 0 0
Bob Oldis, R (1, 2) OBP: 0.361, SLG: 0.319		0-0 FC6-4 1B		0-0 F8		0-0 G5-4-3 1-2f		0-0 F8		4 0 1 1 0 0 2
Bobby Wine, R (1, 5) OBP: 0.279, SLG: 0.350		0-0 F9		0-0 6-3		0-3 K		0-0 2-3 1B		4 0 1 0 0 1 1
Ruben Amaro, R (1, 6) OBP: 0.354, SLG: 0.308		0-0 FC6-4 1-2f		0-0 F9		0-0 F7		0-0 F9		4 0 0 0 0 0 3
Dallas Green, L (1, 1) OBP: 0.152, SLG: 0.067		0-3 K		0-3 K		0-3 K		0-0 F7		1 0 0 0 0 0 1 0
Billy Klauis, L (5, PH) OBP: 0.289, SLG: 0.343										1 0 0 0 0 0 1 0
Jack Hamilton, R (6, 1) OBP: 0.096, SLG: 0.090										0 0 0 0 0 0 0 0
Mel Roach, R (7, PH) OBP: 0.242, SLG: 0.247										1 0 0 0 0 0 1 0
Bill Smith, L (8, 1) OBP: 0.308, SLG: 0.273										0 0 0 0 0 0 0 0
Wes Covington, L (9, PH) OBP: 0.309, SLG: 0.402										1 0 0 0 0 0 0 2

BOTTOM

San Francisco Giants @ Philadelphia Phillies
 Connie Mack Stadium, Philadelphia, PA

Sat Aug 25 1962, 7:05 PM EDT
 Att. 16,738 - Unknown

livebaseballscorecards.com

AB	35
R	1
H	7
RBI	1
BB	1
SO	4
LOB	16



Inning Stats	R: 0	H: 0	E: 0	K: 0	S: 3	R: 1	H: 1	E: 1	K: 0	S: 5	R: 0	H: 2	E: 0	K: 1	S: 7	R: 0	H: 0	E: 0	K: 0	S: 3	R: 0	H: 0	E: 1	K: 1	S: 6	R: 0	H: 1	E: 0	K: 0	S: 3	R: 0	H: 0	E: 0	K: 2	S: 7	R: 0	H: 1	E: 0	K: 0	S: 4	R: 0	H: 2	E: 0	K: 0	S: 5	1B: 6	SF: 0	2B: 1	SAC: 0	3B: 0	DP: 1	HR: 0	HBP: 0	WP: 0	PA: 36
PITCHER Billy Pierce, L (1, 1) ERA: 3.56	IP	WLS	BF	H	R	ER	SO	BB	IBB	HBP	BLK	WP	HR	S	P	ERA	WHIP																																						
																	PITCHER	IP	WLS	BF	H	R	ER	SO	BB	IBB	HBP	BLK	WP	HR	S	P	ERA	WHIP																					

Batter	1	2	3	4	5	6	7	8	9	AB R H RBI BB SO LOB	TOP																
Harvey Kuenn, R OBP: 0.373, SLG: 0.442 (1, 5) (3, 7) (8, 5)	0-0 F8	0-0 6-3		0-0 2B			4-0 FC6-4 BB		0-3 K	4 0 1 1 1 1 1																	
Chuck Hiller, L OBP: 0.339, SLG: 0.338 (1, 4) BB BB	4-0 PB HR BB		0-0 F7	0-0 F5			0-0 F8		4-0 WP BB	3 1 0 0 2 0 2																	
Felipe Alou, R OBP: 0.357, SLG: 0.529 (1, 8) (8, 9)	0-0 F8 1-2		0-0 HR				0-0 F9		0-3 K 1-2	5 1 1 1 0 1 3																	
Orlando Cepeda, R OBP: 0.359, SLG: 0.553 (1, 3) 2-H	0-0 HR		0-0 G3-1 2B				0-0 FC6-4 1-2f			4 2 2 2 0 0 1																	
Willie McCovey, L OBP: 0.369, SLG: 0.638 Ernie Bowman, R OBP: 0.231, SLG: 0.316 Willie Mays, R OBP: 0.376, SLG: 0.600 (1, 7) (3, 5) (8, PH) (8, 8)	0-3 K		0-0 G3-1 2-H				0-0 1-3		4-0 5-3 1B BB	2 0 0 1 0 1 0 1 0 0 0 0 0 0 0 1 0 0 1 0 0																	
Matty Alou, L OBP: 0.323, SLG: 0.333 (1, 9) (8, 7)		4-0 CS 1B BB	0-0 F8				0-0 F8		0-0 5-3 1-2	3 0 0 0 1 0 1																	
Tom Haller, L OBP: 0.400, SLG: 0.483 (1, 2)		0-0 CS 2B 1B		4-0 SH1-3 2B BB			4-0 BB		0-0 G6-4-3 1B 2-H	2 2 2 1 2 0 0																	
Jose Pagan, R OBP: 0.317, SLG: 0.344 (1, 6)		0-0 S 2B 1-H 2-3		0-0 SH1-3 1-2			0-0 F2		0-0 G6-4-3 1-2f	3 0 1 1 0 0 2																	
Jack Sanford, R OBP: 0.205, SLG: 0.219 Mike McCormick, L OBP: 0.200, SLG: 0.261 Bobby Bolin, R OBP: 0.304, SLG: 0.364 (1, 1) (7, 1) (8, 1)		0-3 K 2-3		0-0 F2			0-3 K		0-3 K	3 0 0 0 0 2 3 0 0 0 0 0 0 0 1 0 0 0 0 1 0																	
Inning Stats	R: 2 E: 0 K: 1 S: 6	H: 1 LOB: 0 BB: 1 P: 10	R: 1 E: 0 K: 1 S: 6	H: 2 LOB: 1 BB: 1 P: 10	R: 2 E: 0 K: 0 S: 5	H: 2 LOB: 0 BB: 0 P: 5	R: 1 E: 0 K: 0 S: 4	H: 1 LOB: 1 BB: 1 P: 8	R: 0 E: 0 K: 0 S: 3	H: 0 LOB: 0 BB: 0 P: 3	R: 0 E: 0 K: 1 S: 5	H: 0 LOB: 1 BB: 1 P: 9	R: 0 E: 0 K: 0 S: 3	H: 0 LOB: 1 BB: 1 P: 7	R: 1 E: 0 K: 0 S: 3	H: 1 LOB: 0 BB: 1 P: 7	R: 0 E: 0 K: 3 S: 9	H: 0 LOB: 1 BB: 1 P: 13	1B: 2 2B: 3 3B: 0 HR: 2	SF: 0 SAC: 1 DP: 1 HBP: 0	WP: 1 PB: 1 SB: 1 CS: 2	PA: 39					
PITCHER	IP	WLS	BF	H	R	ER	SO	BB	IBB	HBP	BLK	WP	HR	S	P	ERA	WHIP										
Art Mahaffey, R ERA: 3.57 (1, 1)	5.0	L	23	6	6	6	2	3	0	0	0	0	2	24	36	10.80	1.800										
Jim Owens, R ERA: 5.95 (6, 1)	2.0		8	0	0	0	1	2	0	0	0	0	0	8	16	0.00	1.000										
Jack Baldschun, R ERA: 3.2 (8, 1)	2.0		8	1	1	1	3	2	0	0	0	1	0	12	20	4.50	1.500										

San Francisco Giants @ Philadelphia Phillies
 Connie Mack Stadium, Philadelphia, PA

Sun Aug 26 1962, 3:33 AM EDT
 Att: 14,855 - Unknown

livebaseballscorecards.com

AB 31
 R 7
 H 7
 RBI 7
 BB 7
 SO 6
 LOB 13



Batter	1	2	3	4	5	6	7	8	9	AB	R	H	RBI	BB	SO	LOB
Tony Taylor, R (1, 4) OBP: 0.334, SLG: 0.349	0-0 6-3		0-0 6-3		0-3 K		0-0 G6-3		0-0 F9	5	0	0	0	0	1	1
Billy Klaus, L (1, 5) OBP: 0.286, SLG: 0.339	0-0 F7		0-0 F8		0-0 4-3		0-0 1B		0-3 K	5	0	1	0	0	1	0
Johnny Callison, L (1, 9) OBP: 0.371, SLG: 0.492	0-0 3-1		0-0 F6				0-0 2B		0-0 1B	4	1	2	0	0	0	0
Wes Covington, L (1, 7) OBP: 0.312, SLG: 0.405		0-0 4-3		0-0 1B		4-0 2B		0-0 F4		3	1	1	0	1	0	2
Jack Baldschun, R (8, 1)										0	0	0	0	0	0	0
Don Demeter, R (1, 8) OBP: 0.366, SLG: 0.516		0-0 1B		4-0 1B		0-0 4-3		0-0 F9		3	2	2	1	1	0	0
Frank Torre, L (1, 3) OBP: 0.427, SLG: 0.426		0-0 1B		0-0 1B		0-0 4-3		0-0 5-3		4	0	3	1	0	0	1
Clay Dalrymple, L (1, 2) OBP: 0.404, SLG: 0.442		0-0 F6		0-0 F7		0-0 4-3		0-0 5-3		4	0	0	1	0	0	5
Bobby Wine, R (1, 6) OBP: 0.278, SLG: 0.348		0-0 1B		0-0 6-3		0-0 5-3		0-0 F9		4	0	1	1	0	0	3
Art Mahaffey, R (1, 1) OBP: 0.181, SLG: 0.241		0-3 K				0-0 F9			0-3 K	1	0	0	0	0	1	2
Mel Roach, R (5, PH) OBP: 0.240, SLG: 0.245										1	0	0	0	0	0	0
Jim Owens, R (6, 1) OBP: 0.231, SLG: 0.250										0	0	0	0	0	0	0
Roy Sievers, R (7, PH) OBP: 0.333, SLG: 0.440							0-0 G6-3			2	0	1	0	0	1	0

Inning Stats	R: 0	H: 0	E: 0	K: 0	S: 3	R: 1	H: 3	E: 0	K: 1	S: 8	R: 0	H: 0	E: 0	K: 0	S: 3	R: 0	H: 2	E: 0	K: 0	S: 4	R: 0	H: 0	E: 0	K: 1	S: 5	R: 3	H: 2	E: 0	K: 0	S: 5	R: 0	H: 3	E: 0	K: 0	S: 5	R: 0	H: 1	E: 0	K: 0	S: 4	R: 0	H: 0	E: 0	K: 2	S: 7	1B: 8	2B: 2	3B: 1	HR: 0	SF: 0	SAC: 0	DP: 1	HBP: 0	WP: 0	PA: 38
--------------	------	------	------	------	------	------	------	------	------	------	------	------	------	------	------	------	------	------	------	------	------	------	------	------	------	------	------	------	------	------	------	------	------	------	------	------	------	------	------	------	------	------	------	------	------	-------	-------	-------	-------	-------	--------	-------	--------	-------	--------

PITCHER	IP	WLS	BF	H	R	ER	SO	BB	IBB	HBP	BLK	WP	HR	S	P	ERA	WHIP
Jack Sanford, R (1, 1) ERA: 3.57	6.2	W	29	9	4	4	2	2	0	0	0	0	0	31	39	5.40	1.650
Mike McCormick, L (7, 1) ERA: 4.97	0.1		2	1	0	0	0	0	0	0	0	0	0	2	2	0.00	3.000
Bobby Bolin, R (8, 1) ERA: 3.59	2.0	S	7	1	0	0	2	0	0	0	0	0	0	11	11	0.00	0.500

BOTTOM

San Francisco Giants @ Philadelphia Phillies
Connie Mack Stadium, Philadelphia, PA
 Sun Aug 26 1962, 3:33 AM EDT
 Att. 14,855 - Unknown

AB	36
R	4
H	11
RBI	4
BB	2
SO	4
LOB	14



PITCHER	IP	WLS	BF	H	R	ER	SO	BB	IBB	HBP	BLK	WP	HR	S	P	ERA	WHIP
Jack Sanford, R (1, 1) ERA: 3.57	6.2	W	29	9	4	4	2	2	0	0	0	0	0	31	39	5.40	1.650
Mike McCormick, L (7, 1) ERA: 4.97	0.1		2	1	0	0	0	0	0	0	0	0	0	2	2	0.00	3.000
Bobby Bolin, R (8, 1) ERA: 3.59	2.0	S	7	1	0	0	2	0	0	0	0	0	0	11	11	0.00	0.500

Batter	1	2	3	4	5	6	7	8	9	AB R H RBI BB SO LOB	TOP
Roy McMillan, R OBP: 0.335, SLG: 0.362 (1, 6) BB	4-0 1B BB		0-3 K			0-0 6-3		0-0 P3		3 0 0 0 1 1 1	
Lou Johnson, R OBP: 0.333, SLG: 0.443 (1, 7) X	0-0 1-2 1B		0-3 K			0-0 E3 PO		0-3 K		4 0 1 0 0 2 1	
Eddie Mathews, L OBP: 0.379, SLG: 0.479 (1, 5) SS	0-3 K			0-0 4-3		0-0 PO 1-2	0-0 1B HR 1B	0-0 F8		4 1 1 0 0 1 3	
Hank Aaron, R OBP: 0.401, SLG: 0.622 (1, 9) X	0-0 F7			1-0 F8-6 HBP		0-0 F7		0-0 F6		3 0 0 0 0 0 3	
Lee Maye, L OBP: 0.288, SLG: 0.388 (1, 8) X	0-0 F7			0-0 F8-6 1-2		0-0 F7		0-0 6-3		4 0 0 0 0 0 4	
Tommie Aaron, R OBP: 0.314, SLG: 0.386 (1, 3) SS		0-3 K			0-0 F8		0-0 1-2 HR 1B	0-0 1B 1B		4 1 2 0 0 1 0	
Del Crandall, R OBP: 0.349, SLG: 0.415 (1, 2) Amado Samuel, R (9, PR) OBP: 0.232, SLG: 0.285		0-0 F2			0-0 F6		0-0 1-1 2-H HR	0-0 1-2 1B		4 1 2 3 0 0 0 0 0 0 0 0 0 0	
Frank Bolling, R OBP: 0.326, SLG: 0.391 (1, 4) Joe Torre, R (9, PH) OBP: 0.348, SLG: 0.353		0-0 5-3			0-0 F8		0-3 K	0-3 K		3 0 0 0 0 1 0 1 0 0 0 0 1 2	
Bob Shaw, R OBP: 0.247, SLG: 0.147 (1, 1) Don Nottlebart, R OBP: 0.429, SLG: 0.333 (5, 1) Hawk Taylor, R (6, PH) OBP: 0.167, SLG: 0.167 Carl Willey, R (6, 1) OBP: 0.333, SLG: 0.364 Gus Bell, L (8, PH) OBP: 0.286, SLG: 0.355 Lew Burdette, R (8, 1) OBP: 0.208, SLG: 0.176			0-3 K			0-0 F4		4-0 BB		1 0 0 0 0 0 1 0 0 0 0 0 0 0 0 0 1 0 1 0 0 0 0 0 0 0 0 0 0	
Inning Stats	R: 0 E: 0 K: 1 S: 6 H: 1 LOB: 2 BB: 1 P: 10	R: 0 E: 0 K: 1 S: 5 H: 0 LOB: 0 BB: 0 P: 5	R: 0 E: 0 K: 3 S: 9 H: 0 LOB: 0 BB: 0 P: 9	R: 0 E: 0 K: 0 S: 2 H: 0 LOB: 0 BB: 0 P: 3	R: 0 E: 0 K: 0 S: 3 H: 0 LOB: 0 BB: 0 P: 3	R: 0 E: 1 K: 0 S: 3 H: 0 LOB: 0 BB: 0 P: 3	R: 3 E: 0 K: 1 S: 8 H: 3 LOB: 0 BB: 0 P: 8	R: 0 E: 0 K: 1 S: 5 H: 0 LOB: 1 BB: 1 P: 9	R: 0 E: 0 K: 1 S: 7 H: 2 LOB: 2 BB: 0 P: 7	1B: 5 2B: 1 3B: 0 HR: 1 SF: 0 SAC: 0 DP: 1 HBP: 1	WP: 0 PB: 0 SB: 0 CS: 0 PA: 36
PITCHER Juan Marichal, R (1, 1) ERA: 3.14	IP WLS BF H R ER SO BB IBB HBP BLK WP HR S P ERA WHIP										
	9.0 W 35 6 3 3 8 2 0 1 0 0 1 48 57 3.00 0.889										

Milwaukee Braves @ San Francisco Giants
Candlestick Park, San Francisco, CA
Tue Aug 28 1962, 10:05 PM EDT
Att. 24,027 - Unknown

AB	32
R	3
H	6
RBI	3
BB	2
SO	8
LOB	14



Batter	1	2	3	4	5	6	7	8	9
Harvey Kuenn, R (1, 5) OBP: 0.374, SLG: 0.452 Ernie Bowman, R (9, 5) OBP: 0.231, SLG: 0.316	0-0 F9		0-0 2B		0-0 1-H HR	0-0 F6		0-0 G3	
Chuck Hiller, L (1, 4) OBP: 0.342, SLG: 0.338	4-0 FC6 BB		0-0 F9		0-0 HBP 5-3 1B		4-0 1B FC6-4 BB		
Willie Mays, R (1, 8) OBP: 0.375, SLG: 0.603	0-0 FC6 1-2f			0-0 HR	0-0 5-3 1-2		0-0 F8		
Orlando Cepeda, R (1, 3) OBP: 0.360, SLG: 0.551	0-0 5-3			0-0 6-3	1-0 HBP HBP		0-0 FC6-4 1B		
Felipe Alou, R (1, 9) OBP: 0.358, SLG: 0.530		0-0 5-3		0-0 G3 2B	1-0 FC3-6 HBP		0-0 FC6-4 CS 1-2f 3-H		
Matty Alou, L (1, 7) OBP: 0.314, SLG: 0.324		0-0 6-3		0-0 G3 2-3	0-0 FC3-6 1-2f		0-0 CS 1-2	0-0 6-3	
Tom Haller, L (1, 2) OBP: 0.394, SLG: 0.473		0-0 3-1		0-3 K		0-3 K		0-3 K	
Jose Pagan, R (1, 6) OBP: 0.316, SLG: 0.344			0-3 K		0-0 F2	0-0 5-3		0-0 1B 1B	
Juan Marichal, R (1, 1) OBP: 0.268, SLG: 0.247			0-0 5-3		0-0 HR 1B		4-0 BB 1B	0-0 1-3 1B	

Inning Stats	R: 0	H: 0	E: 1	LOB: 1	K: 0	BB: 1	S: 3	P: 7
	R: 0	H: 0	E: 0	LOB: 0	K: 0	BB: 0	S: 3	P: 3
	R: 0	H: 1	E: 0	LOB: 1	K: 1	BB: 0	S: 6	P: 6
	R: 1	H: 2	E: 0	LOB: 1	K: 1	BB: 0	S: 7	P: 7
	R: 2	H: 3	E: 0	LOB: 3	K: 0	BB: 0	S: 6	P: 8
	R: 0	H: 0	E: 0	LOB: 1	K: 1	BB: 1	S: 5	P: 9
	R: 1	H: 1	E: 0	LOB: 0	K: 0	BB: 1	S: 3	P: 7
	R: 0	H: 2	E: 0	LOB: 2	K: 1	BB: 0	S: 7	P: 7

PITCHER	IP	WLS	BF	H	R	ER	SO	BB	IBB	HBP	BLK	WP	HR	S	P	ERA	WHIP
Bob Shaw, R (1, 1) ERA: 2.4	4.2		23	6	3	3	2	1	0	0	0	0	2	24	30	5.79	1.500
Don Nottebart, R (5, 1) ERA: 3.38	0.1		1	0	0	0	0	0	0	0	0	0	0	1	1	0.00	0.000
Carl Willey, R (6, 1) ERA: 5.78	2.0	L	8	1	1	1	1	2	0	0	0	0	0	8	16	4.50	1.500
Lew Burdette, R (8, 1) ERA: 4.97	1.0		5	2	0	0	1	0	0	0	0	0	0	7	7	0.00	2.000

AB R H RBI BB SO LOB

5 1 2 2 0 0 3
0 0 0 0 0 0 0

2 1 1 0 2 0 1

4 1 1 1 0 0 3

3 0 1 0 0 0 1

3 0 1 1 0 0 1

4 0 0 0 0 0 4

4 0 0 0 0 3 1

4 0 1 0 0 1 0

3 1 2 0 1 0 0

AB	R	H	RBI	BB	SO	LOB
32	4	9	4	3	4	14

Milwaukee Braves @ San Francisco Giants
Candlestick Park, San Francisco, CA

WP: 0 PA: 38
PB: 0
SB: 0
CS: 1

1B: 5 SF: 0
2B: 2 SAC: 0
3B: 0 DP: 0
HR: 2 HBP: 2



Tue Aug 28 1962, 10:05 PM EDT
Att. 24,027 - Unknown

Batter	1	2	3	4	5	6	7	8	9	AB R H RBI BB SO LOB	TOP									
Roy McMillan, R OBP: 0.335, SLG: 0.362 (1, 6)	0-0 1B	0-0 5-3		0-0 HR	0-0 5-3		0-0 5-3		0-0 F8	6 1 2 1 0 0 2	Milwaukee Braves @ San Francisco Giants Candlestick Park, San Francisco, CA Wed Aug 29 1962, 6:33 AM EDT Att: 14,399 - Unknown livebaseballscorecards.com									
Lou Johnson, R OBP: 0.355, SLG: 0.494 (1, 7)	0-0 1B	0-0 3-H		0-0 HR	0-3 K			0-0 1B	0-0 4-3	6 2 4 3 0 1 0										
Eddie Mathews, L OBP: 0.379, SLG: 0.478 (1, 5)	0-0 F8	0-0 G3		0-0 1B	0-0 G3			0-0 1B		5 1 2 1 0 0 3										
Hank Aaron, R OBP: 0.401, SLG: 0.625 (1, 9)	0-0 F8			0-0 HR	0-0 1B			0-0 1B	0-0 FC5-4	5 2 2 1 0 0 3										
Tommie Aaron, R OBP: 0.316, SLG: 0.384 (1, 3)	0-0 4-3			0-0 1B	0-0 1B		0-3 K	0-0 F6		4 1 1 0 1 1 3										
Joe Torre, R OBP: 0.349, SLG: 0.362 (1, 2)		0-0 1B		0-0 F9	0-0 SF8		0-0 5-3	0-0 2B		4 1 2 1 0 0 1										
Lee Maye, L OBP: 0.294, SLG: 0.389 (1, 8)		0-0 1B		0-0 S	0-3 K		0-0 F5	4-0 IBB		4 1 2 1 1 1 2										
Frank Bolling, R OBP: 0.330, SLG: 0.391 (1, 4)		4-0 1B		0-3 K	0-0 1B		4-0 SH1-4	0-0 FC6-4		3 1 1 1 2 1 4										
Bob Hendley, R OBP: 0.228, SLG: 0.200 (1, 1)		0-0 6-3		0-0 F5	0-0 F7		0-0 SH1-4		0-0 6-3	4 0 0 1 0 0 5										
Inning Stats	R: 0 E: 0 K: 0 S: 5	H: 2 LOB: 2 BB: 0 P: 5	R: 3 E: 0 K: 0 S: 6	H: 3 LOB: 1 BB: 1 P: 10	R: 2 E: 0 K: 1 S: 7	H: 2 LOB: 1 BB: 1 P: 11	R: 4 E: 0 K: 1 S: 11	H: 6 LOB: 2 BB: 0 P: 11	R: 0 E: 0 K: 1 S: 5	H: 0 LOB: 0 BB: 0 P: 5	R: 0 E: 0 K: 0 S: 3	H: 0 LOB: 1 BB: 1 P: 7	R: 1 E: 0 K: 0 S: 6	H: 3 LOB: 3 BB: 1 P: 10	R: 0 E: 0 K: 0 S: 3	H: 0 LOB: 0 BB: 0 P: 3	1B: 13 2B: 1 3B: 0 HR: 2	SF: 1 SAC: 1 DP: 0 HBP: 0	WP: 0 PB: 0 SB: 3 CS: 0	PA: 47
PITCHER	IP WLS BF H R ER SO BB IBB HBP BLK WP HR S P ERA WHIP																			
Billy O'Dell, L ERA: 3.62 (1, 1)	2.0 L 13 6 4 4 0 1 0 0 0 0 1 12 16 18.00 3.500																			
Bob Garibaldi, R ERA: 5.11 (3, 1)	1.0 8 4 4 4 1 1 0 0 0 0 1 9 13 36.00 5.000																			
Stu Miller, R ERA: 4.05 (4, 1)	3.0 12 3 1 1 3 0 0 0 0 0 0 18 18 3.00 1.000																			
Jim Duffalo, R ERA: 3.65 (7, 1)	2.0 11 3 1 1 0 1 1 0 0 0 0 9 17 4.50 2.000																			
Don Larsen, R ERA: 5.16 (9, 1)	1.0 3 0 0 0 0 0 0 0 0 0 0 3 3 0.00 0.000																			



Batter	1	2	3	4	5	6	7	8	9	AB R H RBI BB SO LOB	TOP		
Amado Samuel, R (1, 6) OBP: 0.243, SLG: 0.296	0-0 BB 2B		0-3 K		4-0 BB		0-0 6-3		0-0 BB FC5-2 1B	4 0 2 0 1 1 0			
Gus Bell, L (1, 7) OBP: 0.291, SLG: 0.357	4-0 BB BB		0-0 F5		0-0 F8		0-0 1B		0-0 FC5-2 BB 1-2 1B	4 0 2 0 1 0 1			
Eddie Mathews, L (1, 5) OBP: 0.381, SLG: 0.476	4-0 FC6-4 BB 1-2 2-3		4-0 BB		0-0 F8		0-0 1-3		4-0 FC5-2 BB 1-2 2-3	2 0 0 0 3 0 1			
Hank Aaron, R (1, 9) OBP: 0.397, SLG: 0.619	0-0 F5		0-0 F7		0-0 E6		0-0 F3		0-0 FC5-2 L1-3 1-2 2-3 3-Hf	5 0 0 0 0 0 7			
Tommie Aaron, R (1, 3) OBP: 0.314, SLG: 0.381	0-3 K				0-0 3-1		0-0 F9		0-0 BB 1B L1-3 1-2	5 0 1 0 0 1 7			
Del Crandall, R (1, 2) OBP: 0.348, SLG: 0.413	0-0 FC6-4 1-2f				0-0 6-3		0-0 6-3		0-0 BB 1B 1-2 1B	4 0 1 0 0 0 4 0 0 0 0 0 0 0			
Lou Johnson, R (8, PR) OBP: 0.355, SLG: 0.494 (8, 8)													
Lee Maye, L (1, 8) OBP: 0.291, SLG: 0.385					0-0 F9		0-0 F8		0-0 F8 BB 1-2 2-3	3 0 0 0 0 0 0 0 0 0 0 1 0 0			
Joe Torre, R (8, PH) OBP: 0.352, SLG: 0.362 (8, 2)													
Frank Bolling, R (1, 4) OBP: 0.329, SLG: 0.398					0-0 6-3		0-0 6-3 HR		0-0 K K 0-3	4 1 1 1 0 2 3			
Warren Spahn, L (1, 1) OBP: 0.256, SLG: 0.325					0-0 F9		0-0 4-3 HR		0-0 F9	4 1 1 1 0 0 3			
Inning Stats	R: 0 E: 0 K: 1 S: 6 H: 1 LOB: 3 BB: 2 P: 14	R: 0 E: 0 K: 1 S: 5 H: 0 LOB: 0 BB: 0 P: 5	R: 0 E: 0 K: 1 S: 5 H: 0 LOB: 1 BB: 1 P: 9	R: 0 E: 0 K: 0 S: 3 H: 0 LOB: 0 BB: 0 P: 3	R: 0 E: 0 K: 0 S: 3 H: 0 LOB: 1 BB: 1 P: 7	R: 0 E: 1 K: 0 S: 4 H: 0 LOB: 1 BB: 0 P: 4	R: 2 E: 0 K: 0 S: 6 H: 3 LOB: 1 BB: 0 P: 6	R: 0 E: 0 K: 1 S: 7 H: 2 LOB: 3 BB: 1 P: 11	R: 0 E: 0 K: 0 S: 4 H: 2 LOB: 2 BB: 1 P: 8	1B: 5 2B: 2 3B: 0 HR: 2 SF: 0 SAC: 0 DP: 1 HBP: 0	WP: 0 PB: 0 SB: 0 CS: 0 PA: 41		
PITCHER	IP WLS BF H R ER SO BB IBB HBP BLK WP HR S P ERA WHIP											PITCHER	IP WLS BF H R ER SO BB IBB HBP BLK WP HR S P ERA WHIP
Jack Sanford, R (1, 1) ERA: 3.54	6.2 W 29 4 2 2 3 4 0 0 0 0 2 31 47 2.70 1.200											Don Larsen, R (9, 1) ERA: 5.09	1.0 S 2 0 0 0 0 0 0 0 0 0 0 2 2 0.00 0.000
Bobby Bolin, R (7, 1) ERA: 3.56	0.2 4 2 0 0 0 0 0 0 0 0 0 0 4 4 0.00 3.000												
Billy O'Dell, L (8, 1) ERA: 3.62	0.0 1 0 0 0 0 0 1 0 0 0 0 0 0 4 ∞ ∞												
Stu Miller, R (8, 1) ERA: 4.02	0.2 4 2 0 0 0 1 0 0 0 0 0 0 6 6 0.00 3.000												
Mike McCormick, L (9, 1) ERA: 4.97	0.0 1 0 0 0 0 0 1 0 0 0 0 0 0 4 ∞ ∞												

Milwaukee Braves @ San Francisco Giants
Candlestick Park, San Francisco, CA
 Thu Aug 30 1962, 6:33 AM EDT
 Att: 12,496 - Unknown

AB	35
R	2
H	8
RBI	2
BB	6
SO	4
LOB	26



Batter	1	2	3	4	5	6	7	8	9	AB	R	H	RBI	BB	SO	LOB
Harvey Kuenn, R OBP: 0.371, SLG: 0.448 (1, 7)	0-0 F7		0-0 6-3			0-0 4-3		0-0 K2-4-2 1B		4	0	1	0	0	0	0
Jim Davenport, R OBP: 0.369, SLG: 0.498 (1, 5)	0-0 F4		0-0 F7			0-0 HR		0-3 K2-4-2 1-2f		4	1	1	1	0	1	1
Willie Mays, R OBP: 0.372, SLG: 0.603 (1, 8)	0-0 HR			0-0 6-3		0-0 4-3				3	1	1	1	0	0	0
Orlando Cepeda, R OBP: 0.361, SLG: 0.563 (1, 3)	0-0 HR			0-0 F7		0-0 2B				3	1	2	1	0	0	0
Felipe Alou, R OBP: 0.353, SLG: 0.522 (1, 9)	0-0 6-3			0-0 F7		0-0 F5				3	0	0	0	0	0	1
Tom Haller, L OBP: 0.393, SLG: 0.471 (1, 2)		0-3 K			0-0 FC5-4 1B		0-3 K			3	0	1	0	0	2	0
Jose Pagan, R OBP: 0.312, SLG: 0.338 (1, 6)		0-0 6-3			0-0 FC5-4 1-2f		0-0 F4			3	0	0	0	0	0	1
Chuck Hiller, L OBP: 0.336, SLG: 0.334 (1, 4)		0-0 F9			0-0 F8		0-0 F8			3	0	0	0	0	0	1
Jack Sanford, R OBP: 0.200, SLG: 0.213 (1, 1)			0-0 6-3		0-0 F3			0-0 F3		2	0	0	0	0	0	1
Bobby Bolin, R OBP: 0.304, SLG: 0.364 (7, 1)										0	0	0	0	0	0	0
Billy O'Dell, S OBP: 0.227, SLG: 0.159 (8, 1)										0	0	0	0	0	0	0
Stu Miller, R OBP: 0.200, SLG: 0.143 (8, 1)										1	0	0	0	0	0	0
Mike McCormick, L OBP: 0.200, SLG: 0.261 (9, 1)										0	0	0	0	0	0	0
Don Larsen, R OBP: 0.217, SLG: 0.304 (9, 1)										0	0	0	0	0	0	0

Inning Stats	R: 2	H: 2	R: 0	H: 0	R: 0	H: 0	R: 0	H: 1	R: 1	H: 2	R: 0	H: 0	R: 0	H: 1
	E: 0	LOB: 0	E: 0	LOB: 0	E: 0	LOB: 0	E: 0	LOB: 1	E: 0	LOB: 1	E: 0	LOB: 0	E: 0	LOB: 1
	K: 0	BB: 0	K: 1	BB: 0	K: 0	BB: 0	K: 0	BB: 0	K: 0	BB: 0	K: 1	BB: 0	K: 1	BB: 0
	S: 5	P: 5	S: 5	P: 5	S: 3	P: 3	S: 4	P: 4	S: 5	P: 5	S: 5	P: 5	S: 5	P: 5

PITCHER	IP	WLS	BF	H	R	ER	SO	BB	IBB	HBP	BLK	WP	HR	S	P	ERA	WHIP
Warren Spahn, L ERA: 3.01 (1, 1)	8.0	L	29	6	3	3	3	0	0	0	0	0	3	35	35	3.38	0.750

BOTTOM

Milwaukee Braves @ San Francisco Giants
Candlestick Park, San Francisco, CA

Thu Aug 30 1962, 6:33 AM EDT
Att. 12,496 - Unknown

AB	29
R	3
H	6
RBI	3
BB	0
SO	3
LOB	5



1B: 2	SF: 0	WP: 0	PA: 29
2B: 2	SAC: 0	PB: 0	
3B: 0	DP: 1	SB: 0	
HR: 3	HBP: 0	CS: 0	

Batter	1	2	3	4	5	6	7	8	9	AB R H RBI BB SO LOB	TOP									
Eddie Kasko, R (1, 5) OBP: 0.312, SLG: 0.342	0-0 HR		0-0 5-3		0-0 4-3			0-0 5-3		4 1 1 1 0 0 2	Cincinnati Reds @ San Francisco Giants Candlestick Park, San Francisco, CA Fri Aug 31 1962, 10:05 PM EDT Att: 26,547 - Unknown livebaseballscorecards.com									
Don Blasingame, L (1, 4) OBP: 0.353, SLG: 0.332	0-0 4-3		0-0 4-3		0-0 P1			4-0 BB		3 0 0 0 1 0 0										
Frank Robinson, R (1, 9) OBP: 0.413, SLG: 0.619	0-0 F4			0-0 F7		0-0 F2		0-0 F8		4 0 0 0 0 0 1										
Wally Post, R (1, 7) OBP: 0.318, SLG: 0.475	0-3 K			0-3 K		0-3 K			0-0 F8	4 0 0 0 0 3 0										
Leo Cardenas, R (1, 6) OBP: 0.331, SLG: 0.409		0-0 F7		0-0 4-3			0-0 HR		0-0 1B	4 1 2 1 0 0 0										
Hank Foiles, R (1, 2) OBP: 0.345, SLG: 0.508		0-0 F6			0-3 K		0-0 F8		0-0 F7	4 0 0 0 0 1 1										
Gordy Coleman, L (1, 3) OBP: 0.328, SLG: 0.481		4-0 BB			0-0 1B		0-3 K		0-0 F9	3 0 1 0 1 1 1										
Marty Keough, L (1, 8) OBP: 0.360, SLG: 0.430		0-0 4-3			0-3 K		0-0 4-3			3 0 0 0 0 1 2										
Jim Maloney, L (1, 1) OBP: 0.235, SLG: 0.242			0-0 4-3		0-0 1B			0-0 6-3		1 0 0 0 0 0 0										
Joe Gaines, R (5, PH) OBP: 0.396, SLG: 0.439										1 0 1 0 0 0 0										
Johnny Klippstein, R (5, 1) OBP: 0.217, SLG: 0.286										0 0 0 0 0 0 0										
Gene Fresse, R (8, PH) OBP: 0.400, SLG: 0.250										1 0 0 0 0 0 0										
Dave Sisler, R (8, 1)										0 0 0 0 0 0 0										
Inning Stats	R: 1 E: 0 K: 1 S: 6	H: 1 LOB: 0 BB: 0 P: 6	R: 0 E: 0 K: 0 S: 3	H: 0 LOB: 1 BB: 1 P: 7	R: 0 E: 0 K: 0 S: 3	H: 0 LOB: 0 BB: 0 P: 3	R: 0 E: 0 K: 1 S: 5	H: 0 LOB: 0 BB: 0 P: 5	R: 0 E: 0 K: 1 S: 5	H: 0 LOB: 0 BB: 0 P: 5	R: 1 E: 0 K: 1 S: 6	H: 1 LOB: 0 BB: 0 P: 6	R: 0 E: 0 K: 0 S: 3	H: 0 LOB: 1 BB: 1 P: 7	R: 0 E: 0 K: 0 S: 4	H: 1 LOB: 1 BB: 0 P: 4	1B: 3 2B: 0 3B: 0 HR: 2	SF: 0 SAC: 0 DP: 0 HBP: 0	WP: 0 PB: 0 SB: 0 CS: 0	PA: 34
PITCHER Billy Pierce, L (1, 1) ERA: 3.45	IP: 9.0 WLS: W BF: 34 H: 5 R: 2 ER: 2 SO: 6 BB: 2 IBB: 0 HBP: 0 BLK: 0 WP: 0 HR: 2 S: 44 P: 52 ERA: 2.00 WHIP: 0.778																			



Batter	1	2	3	4	5	6	7	8	9
Matty Alou, L OBP: 0.317, SLG: 0.322 (1, 9)	0-0 5-3 1B		0-3 K		0-0 F7	4-0 1B E BB		0-0 F2	
Chuck Hiller, L OBP: 0.339, SLG: 0.334 (1, 4)	0-0 5-3 1-2		4-0 E BB		0-3 K	0-0 E8 1B			
Willie Mays, R OBP: 0.373, SLG: 0.604 (1, 8)	0-0 5-3		0-0 E4 SF7 2B		0-0 HR 1B	0-0 4-3			
Willie McCovey, L OBP: 0.374, SLG: 0.661 (1, 7)	0-0 1B		0-0 SF7		0-0 HR		0-3 K		
Carl Boles, R OBP: 0.368, SLG: 0.368 (6, 7)			0-0 F2		0-0 4-3		0-0 6-3		
Orlando Cepeda, R OBP: 0.358, SLG: 0.559 (1, 3)	0-0 F8								
Ed Bailey, L OBP: 0.340, SLG: 0.472 (1, 2)		0-0 3-1		0-0 HR		0-0 F3	0-0 F4		
Jim Davenport, R OBP: 0.370, SLG: 0.496 (1, 5)		0-3 K		0-0 F4		0-0 BB E 1B	4-0 SH5-3 BB		
Jose Pagan, R OBP: 0.309, SLG: 0.335 (1, 6)		0-3 K		0-3 K		0-0 E4 BB 1B	0-3 K		
Billy Pierce, L OBP: 0.333, SLG: 0.286 (1, 1)			0-0 BB E 1B		0-0 F4	0-3 K	0-0 SH5-3		

Inning Stats	R: 1	H: 2	E: 0	LOB: 1	K: 0	S: 5	R: 0	H: 0	E: 0	LOB: 0	K: 2	S: 7	R: 3	H: 2	E: 1	LOB: 0	K: 1	S: 7	R: 1	H: 1	E: 0	LOB: 0	K: 1	S: 6	R: 2	H: 2	E: 0	LOB: 0	K: 1	S: 7	R: 3	H: 2	E: 2	LOB: 1	K: 1	S: 8	R: 0	H: 0	E: 0	LOB: 0	K: 1	S: 5	R: 0	H: 0	E: 0	LOB: 1	K: 1	S: 5	R: 0	H: 0	E: 0	LOB: 1	K: 1	S: 9
	1	2	0	1	0	5	0	0	0	0	0	7	3	2	1	0	1	7	1	1	0	0	0	6	2	0	2	0	0	0	7	3	2	0	1	1	8	0	0	0	0	0	5	0	0	0	1	1	9	0	0	0	1	9

PITCHER	IP	WLS	BF	H	R	ER	SO	BB	IBB	HBP	BLK	WP	HR	S	P	ERA	WHIP
Jim Maloney, R ERA: 4.12 (1, 1)	4.0	L	18	5	5	4	4	1	0	0	0	0	1	25	29	9.00	1.500
Johnny Klippstein, R ERA: 4.73 (5, 1)	3.0		15	4	5	2	3	1	0	0	0	0	1	20	24	6.00	1.667
Dave Sisler, R ERA: 4.54 (8, 1)	1.0		4	0	0	0	1	1	0	0	0	0	0	5	9	0.00	1.000

AB R H RBI BB SO LOB

4	2	1	0	1	1	2
3	1	1	2	1	1	1
4	2	2	2	0	0	2
2	1	2	4	0	0	0
1	0	0	0	0	1	0
4	0	0	0	0	0	1
4	1	1	1	0	0	0
3	1	1	0	1	1	0
4	1	0	0	0	3	2
3	1	1	0	0	1	2

AB	R	H	RBI	BB	SO	LOB
32	10	9	9	3	8	10



Cincinnati Reds @ San Francisco Giants
 Candlestick Park, San Francisco, CA
 Fri Aug 31 1962, 10:05 PM EDT
 Att. 26,547 - Unknown

WP: 0 PA: 37
 PB: 0
 SB: 0
 CS: 0

1B: 6 SF: 1
 2B: 1 SAC: 1
 3B: 0 DP: 0
 HR: 2 HBP: 0

ERA: 4.12
 WHIP: 1.500

ERA: 6.00
 WHIP: 1.667

ERA: 0.00
 WHIP: 1.000

Batter	1	2	3	4	5	6	7	8	9	AB	R	H	RBI	BB	SO	LOB	TOP					
Eddie Kasko, R OBP: 0.313, SLG: 0.341 (1, 5) X	0-0 6-3	0-0 F8		0-0 F7		4-0 1B BB		0-0 1B IBB WP 1B		4	1	1	0	1	0	0						
Don Blasingame, L OBP: 0.358, SLG: 0.334 (1, 4) X	0-0 2B 1B	4-0 1B BB			0-0 F9	0-0 1B 1-3 2-H		4-0 WP 1B IBB		3	2	2	1	2	0	0						
Vada Pinson, L OBP: 0.339, SLG: 0.479 (1, 8) X	0-0 1B 2B	0-0 1-2 1B			0-0 1B		0-0 1B 1B	0-0 4-3 WP 1-2 2-3 1B		5	2	5	1	0	0	0						
Frank Robinson, R OBP: 0.411, SLG: 0.615 (1, 9) X	0-0 F4	0-0 F3			0-3 K		0-0 F8 1-2 1B 1B	0-0 6-3 1-2 2-3 3-H		5	1	1	0	0	1	6						
Gordy Coleman, L OBP: 0.329, SLG: 0.481 (1, 3) X	0-0 2B 1B 2-H		0-0 1-3		0-3 K		0-0 E 1B 1-2 2-H 1B	0-0 4-3 2-3 3-H		5	1	2	3	0	1	2						
Marty Keough, L OBP: 0.361, SLG: 0.451 (1, 7) X	0-0 1B 2B 1-3		0-0 F4			0-0 HR	0-0 F8 2-3	0-0 F3		5	2	2	1	0	0	3						
Leo Cardenas, R OBP: 0.331, SLG: 0.409 (1, 6) X	0-0 1B 2-H 3-H		0-0 6-3		0-0 F9		0-0 E9 1-3 3-H 1B		0-0 F7	5	0	2	3	0	0	0						
Johnny Edwards, L OBP: 0.313, SLG: 0.373 (1, 2) X	0-0 6-3		0-0 K	0-3 K		0-0 SH1-4 1B 1B	0-3 K		0-0 F8	5	1	1	0	0	2	3						
Joe Nuxhall, L OBP: 0.278, SLG: 0.294 Jim Brosnan, R (9, 1)		0-3 K		0-0 4-3		0-0 SH1-4 1-2	0-0 4-3		0-0 F3	4	0	0	0	0	1	2						
Inning Stats	R: 4 E: 0 K: 0 S: 8	H: 5 LOB: 1 BB: 0 P: 8	R: 0 E: 0 K: 1 S: 6	H: 1 LOB: 2 BB: 1 P: 10	R: 0 E: 0 K: 0 S: 3	H: 0 LOB: 0 BB: 0 P: 3	R: 0 E: 0 K: 1 S: 5	H: 0 LOB: 0 BB: 0 P: 5	R: 0 E: 0 K: 2 S: 8	H: 1 LOB: 1 BB: 0 P: 8	R: 2 E: 0 K: 0 S: 5	H: 3 LOB: 2 BB: 1 P: 9	R: 2 E: 1 K: 1 S: 9	H: 4 LOB: 2 BB: 0 P: 9	R: 2 E: 0 K: 0 S: 5	H: 2 LOB: 1 BB: 1 P: 9	R: 0 E: 0 K: 0 S: 3	H: 0 LOB: 0 BB: 0 P: 3	1B: 13 2B: 2 3B: 0 HR: 1	SF: 0 SAC: 1 DP: 0 HBP: 0	WP: 1 PB: 0 SB: 0 CS: 0	PA: 45
PITCHER	IP WLS BF H R ER SO BB IBB HBP BLK WP HR S P ERA WHIP																	PITCHER	IP WLS BF H R ER SO BB IBB HBP BLK WP HR S P ERA WHIP			
Juan Marichal, R ERA: 3.3 (1, 1)	5.1 L 26 9 6 6 4 1 0 0 0 0 1 33 37 10.12 1.875																					
Mike McCormick, L ERA: 5.08 (6, 1)	1.2 10 5 2 2 1 1 0 0 0 0 0 0 11 15 10.80 3.600																					
Jim Duffalo, R ERA: 4.03 (8, 1)	1.0 6 2 2 2 0 0 0 1 0 0 1 0 5 9 18.00 2.000																					
Stu Miller, R ERA: 3.97 (9, 1)	1.0 3 0 0 0 0 0 0 0 0 0 0 0 3 3 0.00 0.000																					

Cincinnati Reds @ San Francisco Giants
 Candlestick Park, San Francisco, CA
 Sat Sep 01 1962, 6:33 AM EDT
 Att: 26,498 - Unknown

AB	41
R	10
H	16
RBI	9
BB	3
SO	5
LOB	16



BOTTOM

Cincinnati Reds @ San Francisco Giants
Candlestick Park, San Francisco, CA

livebaseballscorecards.com

AB 38
R 5
H 11
RBI 5
BB 3
SO 5
LOB 19



WP: 0 PA: 41
PB: 0
SB: 0
CS: 0

ERA WHIP

ERA 2.59 WHIP 1.615

ERA 2.89 WHIP 0.000

Sat Sep 01 1962, 6:33 AM EDT
Att. 26,498 - Unknown

AB R H RBI BB SO LOB

4 2 3 3 1 0 0

5 0 1 1 0 1 3

3 0 0 0 2 0 2

5 0 2 1 0 0 2

5 0 1 0 0 0 6

4 0 0 0 0 3 3

4 2 2 0 0 1 0

4 0 0 0 0 0 2

2 0 1 0 0 0 0
0 0 0 0 0 0 0
1 0 0 0 0 0 1
0 0 0 0 0 0 0
0 0 0 0 0 0 0
0 0 0 0 0 0 0
1 1 1 0 0 0 0

1B: 9 SF: 0
2B: 1 SAC: 0
3B: 0 DP: 1
HR: 1 HBP: 0

WP HR S P

WP HR S P

WP HR S P

0-0

1B

0-0

1B

0-0

F3

0-0

1B

0-0

F7

0-3

K

0-0

F3

0-0

4-3

0-0

F9

R: 3 H: 5
E: 0 LOB: 2
K: 0 BB: 0
S: 8 P: 8

R: 3 H: 5
E: 0 LOB: 2
K: 0 BB: 0
S: 8 P: 8

R: 3 H: 5
E: 0 LOB: 2
K: 0 BB: 0
S: 8 P: 8

0-0

HR

0-0

F5

4-0

G6-4-3 1B

0-0

G6-4-3 1B

0-0

G6-4-3

0-0

F9

0-0

G3

0-0

G3

0-0

F4

R: 2 H: 2
E: 0 LOB: 0
K: 0 BB: 0
S: 5 P: 5

R: 2 H: 2
E: 0 LOB: 0
K: 0 BB: 0
S: 5 P: 5

R: 2 H: 2
E: 0 LOB: 0
K: 0 BB: 0
S: 5 P: 5

4-0

1-2

BB

0-0

F8

0-0

F8

0-0

F7

0-0

E4

0-3

K

0-3

K

0-0

G3

0-0

BB

R: 1 H: 0
E: 1 LOB: 1
K: 1 BB: 0
S: 6 P: 6

R: 1 H: 0
E: 1 LOB: 1
K: 1 BB: 0
S: 6 P: 6

R: 1 H: 0
E: 1 LOB: 1
K: 1 BB: 0
S: 6 P: 6

0-0

BB

0-0

F8

0-0

F8

0-0

F5

0-0

F8

0-0

F7

0-0

F8

0-0

5-3

0-0

E4

R: 0 H: 1
E: 0 LOB: 2
K: 1 BB: 1
S: 6 P: 10

R: 0 H: 1
E: 0 LOB: 2
K: 1 BB: 1
S: 6 P: 10

R: 0 H: 1
E: 0 LOB: 2
K: 1 BB: 1
S: 6 P: 10

0-0

BB

0-0

F8

0-0

F8

0-0

F8

0-0

F8

0-0

F8

0-0

F8

0-0

F8

0-0

F8

R: 0 H: 1
E: 0 LOB: 1
K: 1 BB: 0
S: 6 P: 6

R: 0 H: 1
E: 0 LOB: 1
K: 1 BB: 0
S: 6 P: 6

R: 0 H: 1
E: 0 LOB: 1
K: 1 BB: 0
S: 6 P: 6

0-0

F8

0-0

4-3

0-0

6-3

0-0

1-2

0-0

BB

0-0

F6

0-0

F6

0-0

F6

0-0

F6

R: 0 H: 0
E: 0 LOB: 0
K: 1 BB: 0
S: 5 P: 5

R: 0 H: 0
E: 0 LOB: 0
K: 1 BB: 0
S: 5 P: 5

R: 0 H: 0
E: 0 LOB: 0
K: 1 BB: 0
S: 5 P: 5

0-0

F8

0-0

4-3

0-0

4-3

0-0

BB

0-0

5-3

0-3

K

0-0

F3

0-0

F9

0-0

F9

R: 0 H: 0
E: 0 LOB: 0
K: 1 BB: 0
S: 5 P: 5

R: 0 H: 0
E: 0 LOB: 0
K: 1 BB: 0
S: 5 P: 5

R: 0 H: 0
E: 0 LOB: 0
K: 1 BB: 0
S: 5 P: 5

0-0

F8

0-0

4-3

0-0

6-3

0-0

F7

0-0

1B

0-3

K

0-0

F3

0-0

F9

0-0

F9

R: 0 H: 0
E: 0 LOB: 0
K: 1 BB: 0
S: 5 P: 5

R: 0 H: 0
E: 0 LOB: 0
K: 1 BB: 0
S: 5 P: 5

R: 0 H: 0
E: 0 LOB: 0
K: 1 BB: 0
S: 5 P: 5

0-0

BB

0-0

4-3

4-0

1-2

BB

0-0

F6

0-0

5-3

0-3

K

0-0

F3

0-0

F9

0-0

F9

R: 0 H: 0
E: 0 LOB: 0
K: 1 BB: 0
S: 5 P: 5

R: 0 H: 0
E: 0 LOB: 0
K: 1 BB: 0
S: 5 P: 5

R: 0 H: 0
E: 0 LOB: 0
K: 1 BB: 0
S: 5 P: 5

0-0

BB

0-3

K

4-0

1-2

BB

0-0

F6

0-0

5-3

0-3

K

0-0

F3

0-0

F9

0-0

F9

R: 0 H: 1
E: 0 LOB: 2
K: 1 BB: 1
S: 6 P: 10

R: 0 H: 1
E: 0 LOB: 2
K: 1 BB: 1
S: 6 P: 10

R: 0 H: 1
E: 0 LOB: 2
K: 1 BB: 1
S: 6 P: 10

0-0

BB

0-3

K

4-0

1-2

BB

0-0

F6

0-0

5-3

0-3

K

0-0

F3

0-0

F9

0-0

F9

R: 0 H: 1
E: 0 LOB: 2
K: 1 BB: 1
S: 6 P: 10

R: 0 H: 1
E: 0 LOB: 2
K: 1 BB: 1
S: 6 P: 10

R: 0 H: 1
E: 0 LOB: 2
K: 1 BB: 1
S: 6 P: 10

Harvey Kuenn, R (1, 7)
OBP: 0.376, SLG: 0.459

Jim Davenport, R (1, 5)
OBP: 0.368, SLG: 0.493

Willie Mays, R (1, 8)
OBP: 0.373, SLG: 0.600

Orlando Cepeda, R (1, 3)
OBP: 0.358, SLG: 0.557

Felipe Alou, R (1, 9)
OBP: 0.351, SLG: 0.518

John Orsino, R (1, 2)
OBP: 0.370, SLG: 0.341

Jose Pagan, R (1, 6)
OBP: 0.311, SLG: 0.339

Chuck Hiller, L (1, 4)
OBP: 0.337, SLG: 0.331

Juan Marichal, R (1, 1)
OBP: 0.274, SLG: 0.253
Mike McCormick, L (6, 1)
OBP: 0.200, SLG: 0.281
Bob Niemann, R (7, PH)
OBP: 0.345, SLG: 0.519
Jim Duffalo, R (8, 1)
Stu Miller, R (9, 1)
OBP: 0.260, SLG: 0.143
Carl Boles, R (9, PH)
OBP: 0.400, SLG: 0.400

Joe Nuxhall, L (1, 1)
ERA: 2.59

Jim Brosnan, R (9, 1)
ERA: 2.89

R: 0 H: 1
E: 0 LOB: 2
K: 1 BB: 1
S: 6 P: 10

R: 0 H: 1
E: 0 LOB: 2
K: 1 BB: 1
S: 6 P: 10

R: 0 H: 1
E: 0 LOB: 2
K: 1 BB: 1
S: 6 P: 10

R: 0 H: 0
E: 0 LOB: 1
K: 1 BB: 0
S: 6 P: 6

R: 0 H: 0
E: 0 LOB: 1
K: 1 BB: 0
S: 6 P: 6

R: 0 H: 0
E: 0 LOB: 1
K: 1 BB: 0
S: 6 P: 6

R: 0 H: 1
E: 0 LOB: 2
K: 1 BB: 1
S: 6 P: 10

R: 0 H: 1
E: 0 LOB: 2
K: 1 BB: 1
S: 6 P: 10

R: 0 H: 1
E: 0 LOB: 2
K: 1 BB: 1
S: 6 P: 10

Batter	1	2	3	4	5	6	7	8	9	AB R H RBI BB SO LOB	TOP												
Eddie Kasko, R OBP: 0.316, SLG: 0.346 (1, 5) X	0-0 F9 ①		0-0 F9 ③			0-0 2B 1B		0-0 E FC4-6 2B	0-0 1B	5 2 3 0 0 0 1													
Don Blasingame, L OBP: 0.388, SLG: 0.337 (1, 4) S S S	0-3 K ②			0-0 FC4 1B		0-0 1H 2B		0-0 E4 FC4-6 2B	0-0 G3 ③	5 0 2 1 0 1 2													
Vada Pinson, L OBP: 0.337, SLG: 0.475 (1, 8) X	0-0 F7 ③			0-0 FC4 1-2f		0-3 K ②		0-0 FC4-6 1B 2B 1-2f		4 1 0 1 0 1 3													
Frank Robinson, R OBP: 0.413, SLG: 0.616 (1, 9)		0-0 CS 1B		0-0 L5 ②		0-0 1B		0-0 2B 1B 1-2		4 1 3 0 0 0 1													
Wally Post, R OBP: 0.314, SLG: 0.467 (1, 7)		0-0 F8 ①		0-3 K ③		0-0 F3 ③		0-0 F8 ②		4 0 0 0 0 1 6													
Leo Cardenas, R OBP: 0.331, SLG: 0.409 (1, 6)		0-0 F9 ②			0-0 F2 ①		0-0 F9 ①	0-0 WP 1-H 2-H 2B		4 0 1 2 0 0 1													
Hank Foiles, R OBP: 0.343, SLG: 0.500 (1, 2)		0-0 CS 1-2	0-0 1B		0-3 K ②		0-3 K ②	0-0 F4 ③		4 0 1 0 0 2 1													
Gordy Coleman, L OBP: 0.328, SLG: 0.478 (1, 3)			0-3 K ①		0-3 K ③		0-0 1B		0-3 K ①	4 0 1 0 0 3 1													
Bob Purkey, R OBP: 0.135, SLG: 0.196 (1, 1)			0-3 K ②			0-3 K ①	0-3 K ③		0-0 5-3 ②	2 0 0 0 0 2 1													
Joe Gaines, R OBP: 0.388, SLG: 0.429 (7, PH)										1 0 0 0 0 1 1													
Ted Wills, L OBP: 0.313, SLG: 0.313 (7, 1)										0 0 0 0 0 0 0													
Gene Freese, R OBP: 0.375, SLG: 0.231 (9, PH)										1 0 0 0 0 0 0													
Jim Brosnan, R (9, 1)										0 0 0 0 0 0 0													
Inning Stats	R: 0 E: 0 K: 1 S: 5	H: 0 LOB: 0 BB: 0 P: 5	R: 0 E: 0 K: 0 S: 3	H: 1 LOB: 0 BB: 0 P: 3	R: 0 E: 0 K: 2 S: 8	H: 1 LOB: 1 BB: 0 P: 8	R: 0 E: 0 K: 1 S: 6	H: 1 LOB: 1 BB: 0 P: 6	R: 0 E: 0 K: 2 S: 7	H: 0 LOB: 0 BB: 0 P: 7	R: 1 E: 0 K: 2 S: 10	H: 3 LOB: 2 BB: 0 P: 10	R: 0 E: 0 K: 2 S: 8	H: 1 LOB: 1 BB: 0 P: 8	R: 3 E: 1 K: 0 S: 7	H: 3 LOB: 1 BB: 0 P: 7	R: 0 E: 0 K: 1 S: 6	H: 1 LOB: 1 BB: 0 P: 6	1B: 8 2B: 3 3B: 0 HR: 0	SF: 0 SAC: 0 DP: 0 HBP: 0	WP: 1 PB: 0 SB: 0 CS: 1	PA: 39	
PITCHER Billy O'Dell, L ERA: 3.55 (1, 1)	IP 9.0	WLS W	BF 38	H 11	R 4	ER 2	SO 11	BB 0	IBB 0	HBP 0	BLK 0	WP 1	HR 0	S 60	P 60	ERA 2.00	WHIP 1.222						PITCHER IP WLS BF H R ER SO BB IBB HBP BLK WP HR S P ERA WHIP

Cincinnati Reds @ San Francisco Giants
Candlestick Park, San Francisco, CA
Sun Sep 02 1962, 6:33 AM EDT
Att. 34,312 - Unknown

livebaseballscorecards.com

AB	38
R	4
H	11
RBI	4
BB	0
SO	11
LOB	18



Batter	1	2	3	4	5	6	7	8	9	AB	R	H	RBI	BB	SO	LOB
Harvey Kuenn, R OBP: 0.375, SLG: 0.457 (1, 5) X	0-0 F6			0-0 F8	0-0 6-3			0-0 1B		4	0	1	0	0	0	0
Chuck Hiller, L OBP: 0.337, SLG: 0.331 Bob Nieman, R OBP: 0.333, SLG: 0.500 Ernie Bowman, R OBP: 0.231, SLG: 0.316 (1, 4) X (8, PH) (9, 4)	0-0 F8			0-0 WP 1B 1B		0-0 G3		0-3 K		3	1	1	0	0	0	0
Orlando Cepeda, R OBP: 0.358, SLG: 0.555 (1, 3) S S S	0-3 K			0-0 WP 1-2 1B		0-0 6-3		0-0 5-3		4	1	1	0	0	1	1
Willie McCovey, L OBP: 0.371, SLG: 0.651 (1, 7) S S S		0-3 K		0-0 1B 1-H 2-H		0-0 G3			0-0 4-3	4	0	1	2	0	1	0
Willie Mays, R OBP: 0.374, SLG: 0.605 (1, 8) X		0-0 F2		0-0 F2			0-0 HR		0-0 HR 1B	4	2	2	1	0	0	1
Felipe Alou, R OBP: 0.351, SLG: 0.522 (1, 9) X		0-0 6-3		0-0 L7			0-0 F8		0-0 HR 1-H	4	1	1	2	0	0	1
Ed Bailey, L OBP: 0.336, SLG: 0.466 (1, 2) X			0-0 F8		0-0 3-1		0-0 4-3			3	0	0	0	0	0	0
Jose Pagan, R OBP: 0.313, SLG: 0.349 (1, 6) X			0-0 PB B1-5 2B		0-0 HR		0-0 6-3			3	1	2	1	0	0	0
Billy O'Dell, S OBP: 0.218, SLG: 0.153 (1, 1) X			0-0 B1-5 2-H		0-0 F8			0-3 K		3	0	0	0	0	1	1

Inning Stats	R: 0	H: 0	E: 0	K: 1	S: 5	LOB: 0	BB: 0	P: 5	R: 0	H: 0	E: 0	K: 1	S: 5	LOB: 0	BB: 0	P: 5	R: 0	H: 1	E: 0	K: 0	S: 3	LOB: 0	BB: 0	P: 3	R: 2	H: 3	E: 0	K: 0	S: 6	LOB: 1	BB: 0	P: 6	R: 1	H: 1	E: 0	K: 0	S: 4	LOB: 0	BB: 0	P: 4	R: 0	H: 0	E: 0	K: 0	S: 3	LOB: 0	BB: 0	P: 3	R: 1	H: 1	E: 0	K: 0	S: 4	LOB: 0	BB: 0	P: 4	R: 0	H: 1	E: 0	K: 2	S: 8	LOB: 1	BB: 0	P: 8	R: 2	H: 2	E: 0	K: 0	S: 3	LOB: 0	BB: 0	P: 3	1B: 5	SF: 0	2B: 2	SAC: 0	3B: 0	DP: 1	HR: 3	HBP: 0	WP: 1	PA: 33
--------------	------	------	------	------	------	--------	-------	------	------	------	------	------	------	--------	-------	------	------	------	------	------	------	--------	-------	------	------	------	------	------	------	--------	-------	------	------	------	------	------	------	--------	-------	------	------	------	------	------	------	--------	-------	------	------	------	------	------	------	--------	-------	------	------	------	------	------	------	--------	-------	------	------	------	------	------	------	--------	-------	------	-------	-------	-------	--------	-------	-------	-------	--------	-------	--------

PITCHER	IP	WLS	BF	H	R	ER	SO	BB	IBB	HBP	BLK	WP	HR	S	P	ERA	WHIP
Bob Purkey, R ERA: 2.94 (1, 1)	6.0		22	5	3	3	2	0	0	0	0	1	1	26	26	4.50	0.833
Ted Wills, L ERA: 5.49 (7, 1)	2.0		8	2	1	1	2	0	0	0	0	0	1	12	12	4.50	1.000
Jim Brosnan, R ERA: 3.2 (9, 1)	0.1	L	3	2	2	2	0	0	0	0	0	0	1	3	3	54.00	6.000

BOTTOM

Cincinnati Reds @ San Francisco Giants
Candlestick Park, San Francisco, CA

Sun Sep 02 1962, 6:33 AM EDT
Att. 34,312 - Unknown

AB	33
R	6
H	9
RBI	6
BB	0
SO	4
LOB	5



PITCHER	IP	WLS	BF	H	R	ER	SO	BB	IBB	HBP	BLK	WP	HR	S	P	ERA	WHIP
---------	----	-----	----	---	---	----	----	----	-----	-----	-----	----	----	---	---	-----	------

Batter	1	2	3	4	5	6	7	8	9	AB R H RBI BB SO LOB	TOP											
Harvey Kuenn, R OBP: 0.373, SLG: 0.452 (1, 5) (7, 7)	2-2 F9	0-1 FC6-4		4-1 1B BB		1-3 K		0-2 F5		4 1 0 0 1 1 2												
Chuck Hiller, L OBP: 0.338, SLG: 0.331 (1, 4)	4-2 BB		3-2 1B HR	4-3 1B		0-2 4-3		2-0 4-3		4 1 1 0 1 0 2												
Felipe Alou, R OBP: 0.351, SLG: 0.521 (1, 9)	2-2 F4		1-1 1B HR	0-0 1B		2-0 L7		0-0 6-3		5 1 2 2 0 0 1												
Willie McCovey, L OBP: 0.364, SLG: 0.636 Jim Davenport, R OBP: 0.370, SLG: 0.493 (1, 7) (7, 5)	0-0 1-3		3-3 K	4-3 1B		1-2 4-3		4-2 BB		4 0 0 0 0 1 4 0 0 0 0 1 0 0												
Willie Mays, R OBP: 0.374, SLG: 0.608 (1, 8)		4-0 2B SF9 BB	0-0 1-H 3-H HR		1-0 5-3		0-0 F9		0-0 4-3	4 2 1 3 1 0 1												
Orlando Cepeda, R OBP: 0.357, SLG: 0.552 (1, 3)		0-0 F7	1-0 F9		0-1 4-3		4-2 BB			3 0 0 0 1 0 1												
Tom Haller, L OBP: 0.395, SLG: 0.491 (1, 2)		1-0 SF9 2B	1-1 4-3		2-0 HR		1-2 F7			4 1 2 1 0 0 1												
Jose Pagan, R OBP: 0.314, SLG: 0.354 (1, 6)		0-1 SF9		0-2 FC1-5 2B	1-0 1B		0-0 L7			3 0 2 1 0 0 0												
Jack Sanford, R OBP: 0.202, SLG: 0.205 (1, 1)		4-1 FC6-4 BB		0-0 FC1-5 1B	0-3 K		2-2 F9			3 1 0 0 1 1 2												
Inning Stats	R: 0 E: 0 K: 0 S: 10	H: 0 LOB: 1 BB: 1 P: 18	R: 1 E: 0 K: 0 S: 7	H: 1 LOB: 2 BB: 2 P: 16	R: 3 E: 0 K: 1 S: 12	H: 3 LOB: 0 BB: 0 P: 21	R: 2 E: 0 K: 0 S: 10	H: 2 LOB: 1 BB: 1 P: 17	R: 1 E: 0 K: 1 S: 8	H: 2 LOB: 1 BB: 0 P: 12	R: 0 E: 0 K: 1 S: 7	H: 0 LOB: 0 BB: 0 P: 10	R: 0 E: 0 K: 0 S: 10	H: 0 LOB: 1 BB: 1 P: 16	R: 0 E: 0 K: 0 S: 7	H: 0 LOB: 0 BB: 0 P: 9	R: 0 E: 0 K: 0 S: 6	H: 0 LOB: 1 BB: 1 P: 12	1B: 4 2B: 2 3B: 0 HR: 2	SF: 1 SAC: 0 DP: 0 HBP: 0	WP: 0 PB: 0 SB: 0 CS: 0	PA: 41
PITCHER	IP WLS BF H R ER SO BB IBB HBP BLK WP HR S P ERA WHIP																					
Stan Williams, R ERA: 4.37 (1, 1)	3.2 L 21 6 6 6 1 4 0 0 0 0 0 1 37 67 14.73 2.727																					
Ed Roebuck, R ERA: 3.28 (4, 1)	1.1 6 2 1 1 1 0 0 0 0 0 0 1 10 17 6.75 1.500																					
Phil Ortega, R ERA: 7.26 (6, 1)	3.0 10 0 0 0 1 1 0 0 0 0 0 0 24 35 0.00 0.333																					
Ron Perranoski, L ERA: 1.79 (9, 1)	1.0 4 0 0 0 0 1 0 0 0 0 0 0 6 12 0.00 1.000																					

San Francisco Giants @ Los Angeles Dodgers
 Dodger Stadium, Los Angeles, CA
 Mon Sep 03 1962, 3:33 AM PDT
 Att: 54,418 - Unknown

livebaseballscorecards.com

AB	34
R	7
H	8
RBI	7
BB	6
SO	3
LOB	14



Batter	1	2	3	4	5	6	7	8	9	AB R H RBI BB SO LOB
Maury Wills, S OBP: 0.330, SLG: 0.362 (1, 6)	2-3 K2-3		1-0 5-3		3-1 1-3			0-0 BLK 1B		4 0 1 0 0 1 0
Jim Gilliam, S OBP: 0.373, SLG: 0.351 (1, 4)	2-1 F9		2-2 1B 1B			3-2 4-3		0-2 F9 1-2		4 0 1 0 0 0 1
Willie Davis, L OBP: 0.353, SLG: 0.495 (1, 8)	1-2 F7		1-2 1-3 1B			1-1 F3		1-3 K		4 0 1 0 0 1 1
Tommy Davis, R OBP: 0.372, SLG: 0.532 (1, 5)		2-0 1B 2B	0-0 F6			1-2 E 1B		0-1 2B 3B		4 2 3 0 0 0 2
Ron Fairly, L OBP: 0.406, SLG: 0.487 (1, 3)		0-1 FC6-4 2-H 1B		3-2 G3		1-3 SAFE K		0-0 F7 G3 2B		4 1 2 2 0 1 1
Frank Howard, R OBP: 0.362, SLG: 0.578 (1, 9)		0-2 FC6-4 1-2f		1-2 5-3			0-0 6-3	0-0 F7 2-3		4 0 0 0 0 0 2
Duke Snider, L OBP: 0.429, SLG: 0.488 (1, 7)		2-2 F8		1-0 3-1			1-0 F8	1-2 G3 3-H		4 0 0 1 0 0 1
John Roseboro, L OBP: 0.350, SLG: 0.399 (1, 2)		0-0 F8			3-2 F7		3-2 F7	0-1 4-3		4 0 0 0 0 0 1
Stan Williams, R OBP: 0.117, SLG: 0.190 (1, 1)			0-0 5-3		0-3 K			3-3 K		1 0 0 0 0 0 0
Ed Roebuck, R OBP: 0.286, SLG: 0.286 (4, 1)										0 0 0 0 0 0 0
Tim Harkness, L OBP: 0.354, SLG: 0.404 (5, PH)										1 0 0 0 0 1 0
Phil Ortega, R OBP: 0.354, SLG: 0.404 (6, 1)										0 0 0 0 0 0 0
Wally Moon, L OBP: 0.344, SLG: 0.356 (8, PH)										1 0 0 0 0 1 0
Ron Perranoski, L OBP: 0.344, SLG: 0.356 (9, 1)										0 0 0 0 0 0 0


Inning Stats	R: 0	H: 0	E: 0	K: 1	S: 8	R: 1	H: 2	E: 0	K: 0	S: 10	R: 0	H: 2	E: 0	K: 0	S: 10	R: 0	H: 0	E: 0	K: 1	S: 9	R: 0	H: 0	E: 0	K: 1	S: 9	R: 0	H: 1	E: 1	K: 1	S: 12	R: 0	H: 0	E: 0	K: 0	S: 7	R: 0	H: 1	E: 0	K: 2	S: 10	R: 2	H: 2	E: 0	K: 0	S: 9	1B: 5	2B: 2	3B: 1	SF: 0	SAC: 0	DP: 0	HBP: 0	WP: 0	PB: 0	SB: 0	CS: 0	PA: 35
PITCHER Jack Sanford, R ERA: 3.52 (1, 1)	IP	WLS	BF	H	R	ER	SO	BB	IBB	HBP	BLK	WP	HR	S	P	ERA	WHIP													IP	WLS	BF	H	R	ER	SO	BB	IBB	HBP	BLK	WP	HR	S	P	ERA	WHIP											


BOTTOM

San Francisco Giants @ Los Angeles Dodgers
 Dodger Stadium, Los Angeles, CA
 Mon Sep 03 1962, 3:33 AM PDT
 Att. 54,418 - Unknown

livebaseballscores.com

AB 35
R 3
H 8
RBI 3
BB 0
SO 5
LOB 9



Batter	1	2	3	4	5	6	7	8	9	AB R H RBI BB SO LOB	TOP															
Harvey Kuenn, R (1, 7) OBP: 0.378, SLG: 0.455	0-1 FC1-6 1B		4-1 BB BB	1-2 F4			0-1 PB 6-3 1B		2-2 HR 1B	4 1 3 0 1 0 1	<p>San Francisco Giants @ Los Angeles Dodgers Dodger Stadium, Los Angeles, CA</p> <p>Tue Sep 04 1962, 7:05 PM PDT Att: 51,567 - Unknown</p> <p>livebaseballscorecards.com</p> <table border="1"> <tr><td>AB</td><td>34</td></tr> <tr><td>R</td><td>4</td></tr> <tr><td>H</td><td>8</td></tr> <tr><td>RBI</td><td>4</td></tr> <tr><td>BB</td><td>6</td></tr> <tr><td>SO</td><td>8</td></tr> <tr><td>LOB</td><td>15</td></tr> </table> 	AB	34	R	4	H	8	RBI	4	BB	6	SO	8	LOB	15	
AB	34																									
R	4																									
H	8																									
RBI	4																									
BB	6																									
SO	8																									
LOB	15																									
Jose Pagan, R (1, 6) OBP: 0.313, SLG: 0.358	0-0 FC1-6 FC6-4 1-2f		0-0 F8		0-0 L5		0-1 6-3 1-2	1-0 1-H HR	5 1 1 2 0 0 3																	
Willie Mays, R (1, 8) OBP: 0.375, SLG: 0.605	2-0 FC6-4 1-2f		4-2 BB 1-2 BB		4-2 1B 2B BB		3-1 F8	3-3 K	3 1 0 0 2 1 2																	
Orlando Cepeda, R (1, 3) OBP: 0.359, SLG: 0.551	2-3 K 1-2		4-2 BB 1-2 2-3 BB		1-0 2B 1B 1-2		4-2 FC6-4 2-3 BB	0-3 K	3 0 1 0 2 2 1																	
Felipe Alou, R (1, 9) OBP: 0.350, SLG: 0.521		1-0 F3	1-0 5-3		0-0 2B 1-H 2-H		0-2 FC6-4 1-2f		4 0 1 1 0 0 5																	
Jim Davenport, R (1, 5) OBP: 0.366, SLG: 0.488		1-0 F9		0-3 K	1-2 4-3			2-3 K	4 0 0 0 0 2 1																	
Tom Haller, L (1, 2) OBP: 0.396, SLG: 0.502		4-2 BB		3-1 HR		0-1 6-3		1-1 L8	3 1 1 1 1 0 0																	
Chuck Hiller, L (1, 4) OBP: 0.337, SLG: 0.330		2-3 K		0-1 1B		1-2 G3		0-0 4-3	4 0 1 0 0 1 1																	
Billy Pierce, L (1, 1) OBP: 0.319, SLG: 0.273			0-3 K	1-3 K		0-0 6-3		0-1 5-3	2 0 0 0 0 2 1																	
Don Larsen, R (5, 1) OBP: 0.208, SLG: 0.292									1 0 0 0 0 0 0																	
John Orsino, R (9, PH) OBP: 0.362, SLG: 0.333									1 0 0 0 0 0 0																	
Inning Stats	R: 0 E: 0 K: 1 S: 7 H: 1 LOB: 1 BB: 0 P: 11	R: 0 E: 0 K: 1 S: 9 H: 0 LOB: 1 BB: 1 P: 17	R: 0 E: 0 K: 1 S: 11 H: 0 LOB: 3 BB: 3 P: 24	R: 1 E: 0 K: 2 S: 13 H: 2 LOB: 1 BB: 0 P: 18	R: 1 E: 0 K: 0 S: 8 H: 2 LOB: 1 BB: 1 P: 14	R: 0 E: 0 K: 0 S: 7 H: 0 LOB: 0 BB: 0 P: 8	R: 0 E: 0 K: 0 S: 13 H: 1 LOB: 2 BB: 1 P: 20	R: 0 E: 0 K: 1 S: 6 H: 0 LOB: 0 BB: 0 P: 9	R: 2 E: 0 K: 2 S: 12 H: 2 LOB: 0 BB: 0 P: 18	1B: 5 2B: 1 3B: 0 HR: 2 SF: 0 SAC: 0 DP: 0 HBP: 0	WP: 0 PB: 1 SB: 1 CS: 0 PA: 40															
PITCHER	IP WLS BF H R ER SO BB IBB HBP BLK WP HR S P ERA WHIP											PITCHER	IP WLS BF H R ER SO BB IBB HBP BLK WP HR S P ERA WHIP													
Pete Richert, L (1, 1) ERA: 4.41	4.1	22	4	2	2	5	5	0	0	0	0	1	44	79	4.15	2.077										
Ron Perranoski, L (5, 1) ERA: 1.89	4.2	W	18	4	2	2	3	1	0	0	0	1	42	60	3.86	1.071										

Batter	1	2	3	4	5	6	7	8	9	AB	R	H	RBI	BB	SO	LOB
Maury Wills, S OBP: 0.329, SLG: 0.364 (1, 6)	0-1 FC5-2 3B	2-1 F8		1-3 K			1-0 4-3			4	0	1	0	0	1	1
Jim Gilliam, S OBP: 0.372, SLG: 0.349 (1, 4)	1-1 F9	4-1 BB		3-2 L9			3-2 L3			3	0	0	0	1	0	1
Willie Davis, L OBP: 0.351, SLG: 0.491 (1, 8)	1-1 FC5-2 E	1-3 K		3-H		0-0 G3	0-0 F6			4	1	0	0	0	1	2
Tommy Davis, R OBP: 0.371, SLG: 0.530 (1, 5)	3-2 E1 2B		2-0 5-3			3-1 F9		2-1 F3		4	1	1	1	0	0	0
Frank Howard, R OBP: 0.364, SLG: 0.579 (1, 9)	0-0 1B		4-0 G4-6-3 BB			0-3 K		2-0 4-3		3	1	1	1	1	1	0
Ron Fairly, L OBP: 0.406, SLG: 0.486 (1, 3)	0-0 BB		0-0 G4-6-3				4-2 1B	2-1 F8		3	0	1	1	1	0	1
Lee Walls, R OBP: 0.341, SLG: 0.329 (1, 7)	4-2 BB			1-0 WP			1-3 K			2	1	1	0	1	1	1
John Roseboro, L OBP: 0.350, SLG: 0.405 (1, 2)	2-0 1-3			3-2 S			0-2 F8			3	1	1	1	0	0	3
Pete Richert, L OBP: 0.150, SLG: 0.105 (1, 1)		0-1 5-3		0-0 B1-3			0-0 1B			2	0	0	0	0	0	1
Ron Perranoski, L OBP: 0.154, SLG: 0.083 (5, 1)										1	0	1	0	0	0	0

Inning Stats	R: 3	H: 4	E: 1	LOB: 2	K: 0	S: 14	P: 25	R: 0	H: 0	E: 0	LOB: 1	K: 1	S: 8	R: 0	H: 0	E: 0	LOB: 0	K: 0	S: 2	R: 2	H: 2	E: 0	LOB: 0	K: 1	S: 15	R: 0	H: 0	E: 0	LOB: 0	K: 1	S: 6	R: 0	H: 1	E: 0	LOB: 2	K: 1	S: 12	R: 0	H: 0	E: 0	LOB: 0	K: 0	S: 5	R: 0	H: 0	E: 0	LOB: 0	K: 0	S: 5	R: 0	H: 0	E: 0	LOB: 0	K: 0	S: 5	R: 0	H: 0	E: 0	LOB: 0	K: 0	S: 11
--------------	------	------	------	--------	------	-------	-------	------	------	------	--------	------	------	------	------	------	--------	------	------	------	------	------	--------	------	-------	------	------	------	--------	------	------	------	------	------	--------	------	-------	------	------	------	--------	------	------	------	------	------	--------	------	------	------	------	------	--------	------	------	------	------	------	--------	------	-------

PITCHER	IP	WLS	BF	H	R	ER	SO	BB	IBB	HBP	BLK	WP	HR	S	P	ERA	WHIP
Billy Pierce, L ERA: 3.69 (1, 1)	4.0	L	20	6	5	5	2	3	0	0	0	1	0	39	71	11.25	2.250
Don Larsen, R ERA: 4.81 (5, 1)	4.0		13	1	0	0	2	1	0	0	0	0	0	28	46	0.00	0.500

BOTTOM

San Francisco Giants @ Los Angeles Dodgers
Dodger Stadium, Los Angeles, CA

Tue Sep 04 1962, 7:05 PM PDT
Att. 51,567 - Unknown

livebaseballscorecards.com

AB	29
R	5
H	7
RBI	4
BB	4
SO	4
LOB	10



WP: 1	PA: 33
PB: 0	
SB: 1	
CS: 0	

Batter	1	2	3	4	5	6	7	8	9	AB R H RBI BB SO LOB
Maury Wills, S OBP: 0.330, SLG: 0.365 (1, 6)	0-2 F8 1B		0-0 1-2 1B			1-1 G3			0-0 4-3	4 0 2 0 0 0 0
Jim Gilliam, S OBP: 0.371, SLG: 0.348 (1, 4)	0-0 F8 1-2		1-1 F6			1-0 4-3			0-1 1B 1B	4 0 1 0 0 0 3
Willie Davis, L OBP: 0.348, SLG: 0.488 (1, 8)	2-3 K				0-0 F7	0-0 G1			1-0 F2	4 0 0 0 0 1 1
Tommy Davis, R OBP: 0.371, SLG: 0.528 (1, 5)		2-2 F8		0-1 4-1		1-0 5-3			0-1 1-3 1B	4 0 1 0 0 0 0
Ron Fairly, L OBP: 0.405, SLG: 0.484 (1, 3)		0-0 6-3		2-0 1B		1-0 F7			1-1 G3	4 0 1 0 0 0 2
Frank Howard, R OBP: 0.361, SLG: 0.575 (1, 9)		3-3 K		2-3 K		2-2 F8				3 0 0 0 0 2 1
Duke Snider, L OBP: 0.420, SLG: 0.476 (1, 7)			1-0 4-3		1-1 5-3			2-3 K		3 0 0 0 0 1 0
John Roseboro, L OBP: 0.349, SLG: 0.404 (1, 2)			2-1 1B 1B		3-1 F5			1-3 K		3 0 1 0 0 1 0
Johnny Podres, L OBP: 0.189, SLG: 0.236 (1, 1)			0-0 F8		3-2 4-3			0-0 F8		2 0 0 0 0 0 1
Wally Moon, L OBP: 0.343, SLG: 0.355 (8, PH)										1 0 0 0 0 0 0
Ed Roebuck, R OBP: 0.286, SLG: 0.286 (9, 1)										0 0 0 0 0 0 0

Inning Stats	R: 0	H: 1	E: 0	K: 1	S: 7	LOB: 0	BB: 0	P: 9	R: 0	H: 0	E: 0	K: 1	S: 7	LOB: 0	BB: 0	P: 12	R: 0	H: 2	E: 0	K: 0	S: 7	LOB: 2	BB: 0	P: 11	R: 0	H: 1	E: 0	K: 1	S: 7	LOB: 1	BB: 0	P: 11	R: 0	H: 0	E: 0	K: 0	S: 7	LOB: 0	BB: 0	P: 14	R: 0	H: 0	E: 0	K: 0	S: 4	LOB: 0	BB: 0	P: 6	R: 0	H: 0	E: 0	K: 0	S: 5	LOB: 0	BB: 0	P: 9	R: 0	H: 0	E: 0	K: 2	S: 8	LOB: 0	BB: 11	R: 0	H: 2	E: 0	K: 0	S: 8	LOB: 2	BB: 0	P: 10	1B: 6	SF: 0	2B: 0	SAC: 0	3B: 0	DP: 0	HR: 0	HBP: 0	WP: 0	PA: 32
PITCHER	IP	WLS	BF	H	R	ER	SO	BB	IBB	HBP	BLK	WP	HR	S	P	ERA	WHIP																																																																
Juan Marichal, R ERA: 3.22 (1, 1)	6.0	W	21	4	0	0	3	0	0	0	0	0	0	39	63	0.00	0.667																																																																
Bobby Bolin, R ERA: 3.43 (7, 1)	3.0	S	11	2	0	0	2	0	0	0	0	0	0	21	30	0.00	0.667																																																																

BOTTOM

San Francisco Giants @ Los Angeles Dodgers
Dodger Stadium, Los Angeles, CA

Wed Sep 05 1962, 7:05 PM PDT
Att. 54,395 - Unknown

AB	32
R	0
H	6
RBI	0
BB	0
SO	5
LOB	8

livebaseballscorecards.com

Batter	1	2	3	4	5	6	7	8	9	AB R H RBI BB SO LOB	TOP
Chuck Hiller, L (1, 4) <small>OBP: 0.337, SLG: 0.329</small> Ernie Bowman, R (9, PR) <small>OBP: 0.233, SLG: 0.293</small> (9, 4)	5-2 	0-1 L9 		3-2 F7 			1-1 F7 		0-1 SH FC5-2 1B 	4 1 1 0 1 0 1 0 0 0 0 0 0 0	
Jim Davenport, R (1, 5) <small>OBP: 0.369, SLG: 0.487</small>	1-3 K 1-2 		1-0 2B 1B 	1-0 F8 			1-0 5-3 		0-0 SH FC5-2 BB 	4 2 1 0 0 1 1	
Felipe Alou, R (1, 9) <small>OBP: 0.349, SLG: 0.517</small>	3-1 		0-3 		0-0 6-3 			1-0 F4 	4-0 BB FC5-2 E IBB 	4 2 1 1 1 1 1	
Willie McCovey, L (1, 7) <small>OBP: 0.371, SLG: 0.644</small> Matty Alou, L (8, PR) <small>OBP: 0.317, SLG: 0.322</small> Bobby Bolin, R (8, 1) <small>OBP: 0.292, SLG: 0.348</small> Carl Boles, R (9, PH) <small>OBP: 0.381, SLG: 0.381</small> Don Larsen, R (9, 1) <small>OBP: 0.298, SLG: 0.292</small> Stu Miller, R (9, 1) <small>OBP: 0.200, SLG: 0.143</small>	2-2 E7 		0-0 		1-0 F4 			0-1 2B FC5-4 1B 	0-2 F2 	4 1 3 1 0 0 0 0 1 0 0 0 0 0 0 0 0 0 0 0 0 1 0 0 0 0 0 3 0 0 0 0 0 0 0 0 0 0 0 0 0 0	
Willie Mays, R (1, 8) <small>OBP: 0.377, SLG: 0.609</small>	0-1 E7 		4-0 		3-2 6-3 			0-0 FC5-4 2B 	1-0 FC5-2 BB E 	4 1 1 0 1 0 4	
Orlando Cepeda, R (1, 3) <small>OBP: 0.360, SLG: 0.546</small>	0-2 F7 		2-2 			0-0 L1 		4-0 FC5-4 IBB 	4-2 	3 1 1 3 2 0 1	
Tom Haller, L (1, 2) <small>OBP: 0.390, SLG: 0.489</small> Harvey Kuenn, R (8, PH) <small>OBP: 0.381, SLG: 0.458</small> (8, 7)			0-1 F2 	0-2 F5 		3-1 F8 		0-1 FC5-4 IBB 	1-2 E6 	3 0 0 0 0 0 2 2 0 1 4 0 0 2	AB 35 R 9 H 9 RBI 9 BB 7 SO 2 LOB 22
Jose Pagan, R (1, 6) <small>OBP: 0.314, SLG: 0.355</small>			4-2 SH2-4 BB 	1-0 F4 		0-0 G3 		4-0 	3-2 1-3 	3 0 0 0 2 0 4	
Billy O'Dell, S (1, 1) <small>OBP: 0.213, SLG: 0.149</small> Bob Nieman, R (8, PH) <small>OBP: 0.323, SLG: 0.483</small> Ed Bailey, L (8, 2) <small>OBP: 0.336, SLG: 0.466</small>			0-0 SH2-4 	2-2 1-3 			0-0 F7 	0-1 F8 		2 0 0 0 0 0 0 1 0 0 0 0 0 3 0 0 0 0 0 0 0	
Inning Stats	R: 2 H: 2 E: 1 LOB: 1 K: 1 BB: 1 S: 17 P: 28	R: 0 H: 0 E: 0 LOB: 1 K: 0 BB: 1 S: 7 P: 11	R: 2 H: 3 E: 0 LOB: 2 K: 1 BB: 1 S: 12 P: 20	R: 0 H: 0 E: 0 LOB: 0 K: 0 BB: 0 S: 9 P: 15	R: 0 H: 0 E: 0 LOB: 0 K: 0 BB: 0 S: 6 P: 10	R: 0 H: 0 E: 0 LOB: 0 K: 0 BB: 0 S: 4 P: 7	R: 0 H: 0 E: 0 LOB: 0 K: 0 BB: 0 S: 4 P: 6	R: 1 H: 2 E: 0 LOB: 3 K: 0 BB: 2 S: 8 P: 17	R: 4 H: 2 E: 2 LOB: 2 K: 0 BB: 2 S: 15 P: 28	1B: 5 SF: 0 2B: 4 SAC: 2 3B: 0 DP: 0 HR: 0 HBP: 0	WP: 1 PA: 44 PB: 0 SB: 0 CS: 0
PITCHER Don Drysdale, R (1, 1) <small>ERA: 3.0</small> Ron Perranoski, L (8, 1) <small>ERA: 2.25</small>	IP WLS BF H R ER SO BB IBB HBP BLK WP HR S P ERA WHIP 7.1 0 33 7 5 5 2 2 2 0 0 1 0 63 106 6.14 1.227					PITCHER IP WLS BF H R ER SO BB IBB HBP BLK WP HR S P ERA WHIP 1.2 L 11 2 4 4 0 1 2 0 0 0 0 0 19 36 21.60 1.800					

San Francisco Giants @ Los Angeles Dodgers
 Dodger Stadium, Los Angeles, CA
 Thu Sep 06 1962, 7:05 PM PDT
 Att: 54,263 - Unknown

livebaseballscorecards.com



Batter	1	2	3	4	5	6	7	8	9	AB R H RBI BB SO LOB
Maury Wills, S OBP: 0.331, SLG: 0.364 (1, 6)	1-1 4-3			0-2 F8	0-1 E1		0-2 1B		4-1 1B BB	4 0 1 0 1 0 0
Jim Gilliam, S OBP: 0.371, SLG: 0.346 (1, 4) (9, 5)	1-1 F6			4-2 2B E BB	2-1 F7		4-0 1-2 BB		1-1 F7	3 1 0 0 2 0 3
Willie Davis, L OBP: 0.349, SLG: 0.489 (1, 8)	0-1 F8			0-0 E9 1B 2B	1-0 3-1		0-2 4-3		1-2 1-2 2-3 1B	5 1 2 0 0 0 3
Tommy Davis, R OBP: 0.373, SLG: 0.537 (1, 5) (9, 7)			1-1 4-3	2-1 HR 1B		0-1 L8 2B		0-2 HR	2-2 SF7	4 2 3 3 0 0 0
Frank Howard, R OBP: 0.359, SLG: 0.578 (1, 9)			1-3 K	1-2 HR		1-0 L8		3-3 K	0-2 F5	5 1 1 2 0 2 3
Ron Fairly, L OBP: 0.406, SLG: 0.481 (1, 3)			1-1 G3	4-0 BB		0-2 G3		4-2 FC4-6 BB		2 0 0 0 2 0 1
Lee Walls, R OBP: 0.330, SLG: 0.318 (1, 7)			0-0 5-3	0-3 K		1-0 F9		0-0 FC4-6		3 0 0 0 0 1 2
Wally Moon, L OBP: 0.341, SLG: 0.353 (8, PH) (9, 7)										1 0 0 0 0 0 1
Larry Burright, R OBP: 0.257, SLG: 0.322 (9, 4)										0 0 0 0 0 0 0
John Roseboro, L OBP: 0.346, SLG: 0.399 (1, 2)			2-2 4-3	0-1 4-3			0-1 L7	1-1 F3		4 0 0 0 0 0 2
Don Drysdale, R OBP: 0.252, SLG: 0.276 (1, 1)			0-0 F3		2-3 K		0-0 F7		1-1 1B BB SF7 1B	3 0 0 0 0 1 0
Ron Perranoski, L OBP: 0.154, SLG: 0.083 (8, 1)										0 0 0 0 0 0 0
Tim Harkness, L OBP: 0.364, SLG: 0.414 (9, PH)										1 1 1 0 0 0 0

Inning Stats	R: 0 E: 0 K: 0 S: 6	H: 0 LOB: 0 BB: 0 P: 8	R: 0 E: 0 K: 1 S: 7	H: 0 LOB: 0 BB: 0 P: 10	R: 0 E: 0 K: 0 S: 5	H: 0 LOB: 0 BB: 0 P: 7	R: 4 E: 1 K: 1 S: 16	H: 3 LOB: 1 BB: 2 P: 27	R: 0 E: 1 K: 1 S: 8	H: 0 LOB: 1 BB: 0 P: 13	R: 0 E: 0 K: 0 S: 7	H: 1 LOB: 1 BB: 0 P: 9	R: 0 E: 0 K: 0 S: 10	H: 1 LOB: 2 BB: 1 P: 14	R: 1 E: 0 K: 1 S: 13	H: 1 LOB: 1 BB: 1 P: 21	R: 1 E: 0 K: 0 S: 15	H: 2 LOB: 2 BB: 1 P: 24	1B: 4 2B: 2 3B: 0 HR: 2	SF: 1 SAC: 0 DP: 0 HBP: 0	WP: 0 PB: 0 SB: 2 CS: 0	PA: 41
--------------	------------------------------	---------------------------------	------------------------------	----------------------------------	------------------------------	---------------------------------	-------------------------------	----------------------------------	------------------------------	----------------------------------	------------------------------	---------------------------------	-------------------------------	----------------------------------	-------------------------------	----------------------------------	-------------------------------	----------------------------------	----------------------------------	------------------------------------	----------------------------------	--------

PITCHER	IP	WLS	BF	H	R	ER	SO	BB	IBB	HBP	BLK	WP	HR	S	P	ERA	WHIP
Billy O'Dell, L ERA: 3.6 (1, 1)	7.0		30	5	4	4	3	3	0	0	0	0	1	59	88	5.14	1.143
Bobby Bolin, R ERA: 3.5 (8, 1)	1.0	W	5	1	1	1	1	1	0	0	0	0	1	13	21	9.00	2.000
Don Larsen, R ERA: 4.93 (9, 1)	0.0		2	1	1	1	0	1	0	0	0	0	0	3	8	∞	∞
Stu Miller, R ERA: 3.93 (9, 1)	1.0	S	4	1	0	0	0	0	0	0	0	0	0	12	16	0.00	1.000

BOTTOM

San Francisco Giants @ Los Angeles Dodgers
 Dodger Stadium, Los Angeles, CA
 Thu Sep 06 1962, 7:05 PM PDT
 Att. 54,263 - Unknown

livebaseballscorecards.com

AB	35
R	6
H	8
RBI	5
BB	5
SO	4
LOB	15



Chicago Cubs @ San Francisco Giants
 Candlestick Park, San Francisco, CA
 Fri Sep 07 1962, 10:05 PM EDT
 Att. 14,652 - Unknown

livebaseballscorecards.com

AB	34
R	5
H	8
RBI	5
BB	1
SO	5
LOB	9



WP:	0	PA:	35
PB:	0		
SB:	0		
CS:	0		

AB	R	H	RBI	BB	SO	LOB
4	0	1	0	0	0	1
4	1	0	0	0	0	1
4	2	1	0	0	0	0
4	1	2	4	0	1	0
4	1	1	0	0	1	1
3	0	1	1	1	0	0
4	0	1	0	0	0	1
2	0	1	0	0	0	0
1	0	0	0	0	0	1
0	0	0	0	0	0	0
2	0	0	0	0	0	1
1	0	0	0	0	1	2
0	0	0	0	0	0	0
0	0	0	0	0	0	0
1	0	0	0	0	0	1
1	0	0	0	0	1	2
0	0	0	0	0	0	0

R	H	ER	SO	BB	IBB	HBP	BLK	WP	HR	S	P	ERA	WHIP
0	0	0	0	0	0	0	0	0	0	7	7	0.00	0.600
0	0	0	0	0	0	0	0	0	0	7	7	0.00	0.600

R	H	ER	SO	BB	IBB	HBP	BLK	WP	HR	S	P	ERA	WHIP
2	3	0	5	0	0	0	0	0	0	14	14	3.68	1.091
0	0	0	0	0	0	0	0	0	0	7	7	0.00	0.600

R	H	ER	SO	BB	IBB	HBP	BLK	WP	HR	S	P	ERA	WHIP
0	1	0	10	3	0	0	0	0	0	14	14	3.68	1.091
0	0	0	0	0	0	0	0	0	0	7	7	0.00	0.600

R	H	ER	SO	BB	IBB	HBP	BLK	WP	HR	S	P	ERA	WHIP
0	0	0	3	0	0	0	0	0	0	7	7	0.00	0.600
0	0	0	0	0	0	0	0	0	0	7	7	0.00	0.600

R	H	ER	SO	BB	IBB	HBP	BLK	WP	HR	S	P	ERA	WHIP
0	1	0	3	0	0	0	0	0	0	7	7	0.00	0.600
0	0	0	0	0	0	0	0	0	0	7	7	0.00	0.600

R	H	ER	SO	BB	IBB	HBP	BLK	WP	HR	S	P	ERA	WHIP
0	0	0	3	0	0	0	0	0	0	7	7	0.00	0.600
0	0	0	0	0	0	0	0	0	0	7	7	0.00	0.600

R	H	ER	SO	BB	IBB	HBP	BLK	WP	HR	S	P	ERA	WHIP
0	0	0	3	0	0	0	0	0	0	7	7	0.00	0.600
0	0	0	0	0	0	0	0	0	0	7	7	0.00	0.600

R	H	ER	SO	BB	IBB	HBP	BLK	WP	HR	S	P	ERA	WHIP
0	0	0	3	0	0	0	0	0	0	7	7	0.00	0.600
0	0	0	0	0	0	0	0	0	0	7	7	0.00	0.600

R	H	ER	SO	BB	IBB	HBP	BLK	WP	HR	S	P	ERA	WHIP
2	1	0	5	0	0	0	0	0	0	14	14	3.68	1.091
0	0	0	0	0	0	0	0	0	0	7	7	0.00	0.600

Batter	1	2	3	4	5	6	7	8	9
Don Landrum, L (1, 8) OBP: 0.379, SLG: 0.339	G1		4-3		G1-6-3			FC5-4 1B	
Ken Hubbs, R (1, 4) OBP: 0.291, SLG: 0.345	6-3		1-3			6-3		FC5-4 1B	
Billy Williams, L (1, 7) OBP: 0.378, SLG: 0.491	E6 HR			4-3		F7		1B	
George Altman, L (1, 9) OBP: 0.389, SLG: 0.519	1-H HR			K		F7		14 L3 1B	
14 Ernie Banks, R (1, 3) OBP: 0.308, SLG: 0.508	5-3			1B 2B			K	L3 1-2	
Ron Santo, R (1, 5) OBP: 0.304, SLG: 0.372		4-3		2-H 1B			1B BB	F8	
Andre Rodgers, R (1, 6) OBP: 0.342, SLG: 0.383		6-3		1-3			1-2 1B	4-3	
Moe Thacker, R (1, 2) OBP: 0.305, SLG: 0.265			F8				K	K	
Billy Ott, S (7, PH) OBP: 0.143, SLG: 0.143									
Barney Schultz, R (7, 1)									
Lou Brock, L (9, PH) OBP: 0.323, SLG: 0.423									
Bob Buhl, R (1, 1)			F4						
Bob Will, L (7, PH) OBP: 0.333, SLG: 0.341									
Cuno Barragan, R (7, 2) OBP: 0.297, SLG: 0.258									

PITCHER	IP	WLS	BF	H	R	ER	SO	BB	IBB	HBP	BLK	WP	HR	S	P	ERA	WHIP
Jack Sanford, R (1, 1) ERA: 3.52	7.1	W	30	7	5	3	4	1	0	0	0	0	1	37	41	3.68	1.091
Stu Miller, R (8, 1) ERA: 3.86	1.2	S	5	1	0	0	1	0	0	0	0	0	0	7	7	0.00	0.600

Batter	1	2	3	4	5	6	7	8	9
Harvey Kuenn, R (1, 7) OBP: 0.378, SLG: 0.455	0-0 F8		0-0 F7		0-0 SF9		0-0 1-5-3		
Chuck Hiller, L (1, 4) OBP: 0.337, SLG: 0.329	0-0 4-3		0-0 1B		0-0 F7		0-0 4-3		
Felipe Alou, R (1, 9) OBP: 0.350, SLG: 0.522	0-3 K2-3		0-0 F3		4-0 2B BB		0-0 HR		
Willie Mays, R (1, 8) OBP: 0.378, SLG: 0.612		0-0 6-3		0-0 F5		0-0 2B		0-0 2B	
Orlando Cepeda, R (1, 3) OBP: 0.358, SLG: 0.542		0-3 K		0-0 F4		0-0 F9		0-0 6-3	
Tom Haller, L (1, 2) OBP: 0.387, SLG: 0.498		0-3 K		0-0 HR		0-0 4-3		0-3 K	
Jim Davenport, R (1, 5) OBP: 0.366, SLG: 0.482			0-0 E6 HR		0-0 F8		0-0 F4		0-0 6-3
Jose Pagan, R (1, 6) OBP: 0.317, SLG: 0.364			0-0 HR		0-0 E8 1B SF9 1B		0-0 1B		0-3 K
Jack Sanford, R (1, 1) OBP: 0.207, SLG: 0.210			0-0 L1		0-0 2B 1B		0-3 K		
Stu Miller, R (8, 1) OBP: 0.200, SLG: 0.143									

Inning Stats	R: 0	H: 0	E: 0	LOB: 0	K: 1	P: 5	R: 0	H: 0	E: 0	LOB: 0	K: 2	P: 7	R: 2	H: 2	E: 1	LOB: 1	K: 0	P: 6	R: 1	H: 1	E: 0	LOB: 0	K: 0	P: 4	R: 2	H: 3	E: 1	LOB: 2	K: 0	P: 10	R: 0	H: 1	E: 0	LOB: 1	K: 1	P: 6	R: 1	H: 2	E: 0	LOB: 1	K: 0	P: 5	R: 0	H: 0	E: 0	LOB: 0	K: 2	P: 7	
	1B: 4	SF: 1	3B: 0	SAC: 0	HR: 3	DP: 0	HBP: 0	WP: 0	PA: 35	SB: 0	CS: 0																																						

PITCHER	IP	WLS	BF	H	R	ER	SO	BB	IBB	HBP	BLK	WP	HR	S	P	ERA	WHIP
Bob Buhl, R (1, 1) ERA: 4.17	6.0	L	27	7	5	4	4	1	0	0	0	0	2	34	38	6.00	1.333
Barney Schultz, R (7, 1) ERA: 3.93	2.0		8	2	1	1	2	0	0	0	0	0	1	12	12	4.50	1.000

BOTTOM

Chicago Cubs @ San Francisco Giants
Candlestick Park, San Francisco, CA

AB	33
R	6
H	9
RBI	6
BB	1
SO	6
LOB	6



PITCHER	IP	WLS	BF	H	R	ER	SO	BB	IBB	HBP	BLK	WP	HR	S	P	ERA	WHIP

Fri Sep 07 1962, 10:05 PM EDT
Att. 14,652 - Unknown

livebaseballscorecards.com

Batter	1	2	3	4	5	6	7	8	9	AB R H RBI BB SO LOB	TOP									
Ron Santo, R (1, 5) OBP: 0.301, SLG: 0.368	0-0 F9		0-0 F4		0-0 F8			0-0 6-3	0-0 G3-6-1	5 0 0 0 0 0 2										
Ken Hubbs, R (1, 4) OBP: 0.292, SLG: 0.344	0-0 F9		0-0 1B 14 SF8 1B		0-0 G5-4-3			0-0 3B 1B		4 2 2 0 0 0 1										
Billy Williams, L (1, 7) OBP: 0.379, SLG: 0.493	0-0 3-1		0-0 1B					0-0 14 1B 3B		4 1 3 1 0 0 0										
14 Ernie Banks, R (1, 3) OBP: 0.312, SLG: 0.516		0-0 HR	0-0 SF8					0-0 1B 1B		3 1 2 3 0 1 1										
Billy Ott, S (1, 9) OBP: 0.167, SLG: 0.167		0-3 K	0-0 F6					0-0 F5		4 0 0 0 0 2 3										
Lou Brock, L (1, 8) George Altman, L (8, PH) Don Landrum, L (8, PR)		0-0 G3		0-0 1-3				0-0 1B		3 0 0 0 0 1 1 1 0 1 0 0 0 0 0 0 0 0 0 0 0										
Andre Rodgers, R (1, 6) OBP: 0.345, SLG: 0.388		0-0 1B 1B		0-0 4-3				0-0 K2-3		4 0 2 0 0 1 2										
Dick Bertell, R (1, 2) OBP: 0.332, SLG: 0.378		0-0 1B		0-0 5-3				0-0 F8	0-0 5-3	4 0 1 0 0 0 1										
Glen Hobbie, R (1, 1) Bob Anderson, R (3, 1) Jim McKnight, R (7, PH) Cal Koonce, R (7, 1) Bob Will, L (9, PH) Al Lary, R (9, PR)		0-3 K		4-0 BB				0-0 G4-3-6-3	4-0 G3-6-1 BB	1 0 0 0 0 1 2 0 0 0 0 1 0 0 1 0 0 0 0 0 1 0 0 0 0 0 0 0 0 0 0 0 1 0 0 0 0 0 0 0 0 0										
Inning Stats	R: 0 E: 0 K: 0 S: 3	H: 0 LOB: 0 BB: 0 P: 3	R: 1 E: 0 K: 2 S: 10	H: 3 LOB: 2 BB: 0 P: 10	R: 1 E: 0 K: 0 S: 5	H: 2 LOB: 1 BB: 0 P: 5	R: 0 E: 0 K: 0 S: 3	H: 0 LOB: 0 BB: 0 P: 3	R: 0 E: 0 K: 3 S: 10	H: 1 LOB: 1 BB: 0 P: 10	R: 0 E: 0 K: 0 S: 3	H: 1 LOB: 0 BB: 0 P: 3	R: 2 E: 0 K: 1 S: 9	H: 4 LOB: 2 BB: 0 P: 9	R: 0 E: 0 K: 0 S: 2	H: 0 LOB: 1 BB: 1 P: 6	1B: 9 2B: 0 3B: 1 HR: 1	SF: 1 SAC: 0 DP: 3 HBP: 0	WP: 0 PB: 0 SB: 0 CS: 0	PA: 37
PITCHER	IP WLS BF H R ER SO BB IBB HBP BLK WP HR S P ERA WHIP																			
Mike McCormick, L (1, 1) ERA: 5.07	7.1 W 30 9 4 4 5 1 0 0 0 0 1 39 43 4.91 1.364																			
Don Larsen, R (8, 1) ERA: 4.82	1.2 S 7 2 0 0 1 1 0 0 0 0 0 8 12 0.00 1.800																			

Chicago Cubs @ San Francisco Giants
 Candlestick Park, San Francisco, CA
 Sun Sep 09 1962, 6:33 AM EDT
 Att. 26,049 - Sunny

AB	34
R	4
H	11
RBI	4
BB	2
SO	6
LOB	14



WP: 0	PA: 37
-------	--------

ERA	WHIP
-----	------

ERA	WHIP
-----	------

Batter	1	2	3	4	5	6	7	8	9	AB	R	H	RBI	BB	SO	LOB
--------	---	---	---	---	---	---	---	---	---	----	---	---	-----	----	----	-----

Harvey Kuenn, R <small>OBP: 0.381, SLG: 0.458</small> (1, 5) (6, 7)	0-0 1B 3B		4-0 2B BB		0-0 F8		0-0 F9			3	2	1	0	1	0	0
Chuck Hiller, L <small>OBP: 0.337, SLG: 0.330</small> (1, 4)	0-0 1B		0-0 F3		4-0 HR BB		0-0 F8			3	1	1	1	1	0	1
Felipe Alou, R <small>OBP: 0.358, SLG: 0.535</small> (1, 9)	0-0 1B BB		0-0 2B 1-H		0-0 HR 1-H		0-0 1B			4	2	4	3	0	0	0
Willie McCovey, L <small>OBP: 0.375, SLG: 0.637</small> Jim Davenport, R <small>OBP: 0.368, SLG: 0.484</small> (1, 7) (6, 5)	4-0 1B BB		0-0 F3		0-0 6-3		0-0 FC6-4 1B			2	0	0	0	1	0	1
Willie Mays, R <small>OBP: 0.376, SLG: 0.605</small> (1, 8)	0-0 1B		0-0 F9		0-0 4-3		0-0 FC6-4 1-2			4	0	1	1	0	0	3
Orlando Cepeda, R <small>OBP: 0.356, SLG: 0.538</small> (1, 3)	0-0 6-3			0-0 F5		0-0 5-3		0-3 K		4	0	0	0	0	1	1
Tom Haller, L <small>OBP: 0.384, SLG: 0.489</small> (1, 2)		4-0 G4-6-3 BB		0-0 F5		0-0 F9		0-0 3-1		3	0	0	0	1	0	0
Jose Pagan, R <small>OBP: 0.317, SLG: 0.364</small> (1, 6)		0-0 G4-6-3 1-2f		0-0 1B		0-0 1B		0-0 F7		4	0	2	0	0	0	1
Mike McCormick, L <small>OBP: 0.179, SLG: 0.231</small> Don Larsen, R <small>OBP: 0.208, SLG: 0.292</small> (1, 1) (8, 1)		0-0 G3		0-3 K		0-3 K				3	0	0	0	0	2	2
										0	0	0	0	0	0	0

Inning Stats	R: 2	H: 4	E: 0	LOB: 1	K: 0	P: 9	R: 0	H: 0	E: 0	LOB: 0	K: 0	P: 6	R: 1	H: 1	E: 0	LOB: 1	K: 0	P: 8	R: 0	H: 1	E: 0	LOB: 1	K: 1	P: 6	R: 2	H: 1	E: 0	LOB: 0	K: 0	P: 8	R: 0	H: 1	E: 0	LOB: 1	K: 1	P: 6	R: 0	H: 2	E: 0	LOB: 2	K: 0	P: 5	R: 0	H: 0	E: 0	LOB: 0	K: 1	P: 5
--------------	------	------	------	--------	------	------	------	------	------	--------	------	------	------	------	------	--------	------	------	------	------	------	--------	------	------	------	------	------	--------	------	------	------	------	------	--------	------	------	------	------	------	--------	------	------	------	------	------	--------	------	------

PITCHER	IP	WLS	BF	H	R	ER	SO	BB	IBB	HBP	BLK	WP	HR	S	P	ERA	WHIP
Glen Hobbie, R <small>ERA: 5.38</small>	(1, 1)	2.1	L	12	5	3	3	0	3	0	0	0	0	9	21	11.57	3.429
Bob Anderson, R <small>ERA: 4.9</small>	(3, 1)	3.2		15	3	2	2	1	0	0	0	0	1	18	22	4.91	1.091
Cal Koonce, R <small>ERA: 4.16</small>	(7, 1)	2.0		8	2	0	1	0	0	0	0	0	0	10	10	0.00	1.000

BOTTOM

Chicago Cubs @ San Francisco Giants
 Candlestick Park, San Francisco, CA
 Sun Sep 09 1962, 6:33 AM EDT
 Att. 26,049 - Sunny

AB	31
R	5
H	10
RBI	5
BB	4
SO	3
LOB	9

livebaseballscorecards.com

WP : 0	PA : 35
PB : 0	
SB : 0	
CS : 0	

Batter	1	2	3	4	5	6	7	8	9	AB R H RBI BB SO LOB	TOP
Bill Virdon, L (1, 8) <small>OBP: 0.274, SLG: 0.348</small>	0-0 F8		0-3 K			0-0 FC5-4 1B		0-0 F6		4 0 1 0 0 1 0	Pittsburgh Pirates @ San Francisco Giants Candlestick Park, San Francisco, CA Mon Sep 10 1962, 6:33 AM EDT Att: 19,498 - Unknown
Dick Groat, R (1, 6) <small>OBP: 0.334, SLG: 0.368</small>	0-0 F3			0-0 F5		0-0 FC5-4 1B		0-0 F9		4 0 1 0 0 0 0	
Roberto Clemente, R (1, 9) <small>OBP: 0.349, SLG: 0.448</small>	0-0 G3			0-0 E6 1B		0-0 FC5-4 1-2 2-3		0-0 E5		4 0 0 0 0 0 2	
Smoky Burgess, L (1, 2) <small>OBP: 0.377, SLG: 0.501</small>		0-0 F9		0-0 F9		0-0 F6		0-0 4-3		4 0 0 0 0 0 3	
Donn Clendenon, R (1, 3) <small>OBP: 0.372, SLG: 0.482</small>		0-0 1-3		0-0 FC6 1-3 1B		0-0 4-3 WP 1-3 1B		0-0 F8		4 1 2 0 0 0 0	
Bill Mazeroski, R (1, 4) <small>OBP: 0.324, SLG: 0.434</small>		4-0 BB		0-0 FC6 1-2f		0-0 1-3 1-2		0-0 3-1 1B		3 0 1 0 1 0 3	
Bob Skinner, L (1, 7) <small>OBP: 0.400, SLG: 0.526</small>		0-0 G3		0-0 F6		0-0 4-3 2-3		0-0 3-1 1-2		4 0 0 0 0 0 3	
Johnny Logan, R (1, 5) <small>OBP: 0.341, SLG: 0.351</small>			0-3 K		0-0 F7	4-0 BB		0-0 F7		3 0 0 0 1 1 1	
Harvey Haddix, L (1, 1) <small>OBP: 0.259, SLG: 0.404</small> Dick Stuart, R (7, PH) <small>OBP: 0.289, SLG: 0.403</small> Roy Face, R (7, 1) <small>OBP: 0.083, SLG: 0.083</small>			0-0 6-3		0-3 K	0-0 3-H BB		0-0 F8		2 0 0 0 0 1 0 1 0 0 0 0 0 1 0 0 0 0 0 0 0	
Inning Stats	R: 0 E: 0 K: 0 S: 3 H: 0 LOB: 0 BB: 0 P: 3	R: 0 E: 0 K: 0 S: 3 H: 0 LOB: 1 BB: 1 P: 7	R: 0 E: 0 K: 2 S: 7 H: 0 LOB: 0 BB: 0 P: 7	R: 0 E: 1 K: 0 S: 5 H: 1 LOB: 2 BB: 0 P: 5	R: 0 E: 0 K: 1 S: 5 H: 0 LOB: 0 BB: 0 P: 5	R: 0 E: 0 K: 0 S: 4 H: 2 LOB: 1 BB: 0 P: 4	R: 1 E: 0 K: 0 S: 4 H: 1 LOB: 1 BB: 1 P: 8	R: 0 E: 1 K: 0 S: 4 H: 0 LOB: 1 BB: 0 P: 4	R: 0 E: 0 K: 0 S: 4 H: 1 LOB: 1 BB: 0 P: 4	1B: 5 2B: 0 3B: 0 HR: 0 SF: 0 SAC: 0 DP: 1 HBP: 0	WP: 1 PB: 0 SB: 0 CS: 0 PA: 35
PITCHER Billy O'Dell, L (1, 1) <small>ERA: 3.5</small>	IP: 9.0 WLS: W BF: 35 H: 5 R: 1 ER: 1 SO: 3 BB: 2 IBB: 0 HBP: 0 BLK: 0 WP: 1 HR: 0 S: 39 P: 47 ERA: 1.00 WHIP: 0.778										

AB	33
R	1
H	5
RBI	0
BB	2
SO	3
LOB	13



livebaseballscorecards.com

Batter	1	2	3	4	5	6	7	8	9	AB R H RBI BB SO LOB
Harvey Kuenn, R OBP: 0.380, SLG: 0.456 (1, 7)	0-0 F9 ①		0-0 FC4 1B		0-0 F7 ①		0-3 K ②			4 0 1 0 0 1 0
Chuck Hiller, L OBP: 0.337, SLG: 0.335 (1, 4)	0-0 G3 ②		0-0 FC4 WP S 1-2f		0-0 4-3 ②		0-0 HR			4 1 1 1 0 0 1
Felipe Alou, R OBP: 0.362, SLG: 0.537 (1, 9)	0-0 HR 1B		4-0 FC6-4 BB 1-3		0-0 1B		4-0 1B BB			2 1 2 0 2 0 0
Willie Mays, R OBP: 0.377, SLG: 0.609 (1, 8)	0-0 HR 1-H		0-0 FC6-4 1-2f		0-0 4-3 ③		0-0 1B 1-2			4 1 2 2 0 0 3
Orlando Cepeda, R OBP: 0.355, SLG: 0.538 (1, 3)	0-3 K ③			0-0 3-1 1B 2B		0-0 G3	0-0 F8 ③			4 1 1 0 0 1 2
Jim Davenport, R OBP: 0.364, SLG: 0.479 (1, 5)		0-3 K ①		0-3 K ①		0-3 K ②		0-0 5-3 ①		4 0 0 0 0 3 1
Ed Bailey, L OBP: 0.339, SLG: 0.460 (1, 2)		0-0 F9 ②		0-0 3-1 2-3		0-0 1B		0-0 F8 ②		4 0 1 0 0 0 1
Jose Pagan, R OBP: 0.317, SLG: 0.363 (1, 6)		0-0 5-3 ③		0-0 1B 3-H		0-0 F9 ③		0-0 6-3 ③		4 0 1 1 0 0 1
Billy O'Dell, S OBP: 0.205, SLG: 0.143 (1, 1)			0-0 F7 ①	0-3 K ③			0-0 F5 ①			3 0 0 0 0 1 1

Inning Stats	R: 2 E: 0 K: 1 S: 7	H: 2 LOB: 0 BB: 0 P: 7	R: 0 E: 0 K: 1 S: 5	H: 0 LOB: 0 BB: 0 P: 5	R: 0 E: 0 K: 0 S: 4	H: 1 LOB: 2 BB: 1 P: 8	R: 1 E: 0 K: 2 S: 9	H: 2 LOB: 1 BB: 0 P: 9	R: 0 E: 0 K: 0 S: 4	H: 1 LOB: 1 BB: 0 P: 4	R: 1 E: 0 K: 1 S: 7	H: 2 LOB: 2 BB: 1 P: 11	R: 0 E: 0 K: 0 S: 3	H: 0 LOB: 0 BB: 0 P: 3	1B: 6 2B: 1 3B: 0 HR: 2	SF: 0 SAC: 0 DP: 0 HBP: 0	WP: 1 PB: 0 SB: 1 CS: 0	PA: 35
--------------	------------------------------	---------------------------------	------------------------------	---------------------------------	------------------------------	---------------------------------	------------------------------	---------------------------------	------------------------------	---------------------------------	------------------------------	----------------------------------	------------------------------	---------------------------------	----------------------------------	------------------------------------	----------------------------------	--------

PITCHER	IP	WLS	BF	H	R	ER	SO	BB	IBB	HBP	BLK	WP	HR	S	P	ERA	WHIP
Harvey Haddix, L ERA: 4.25 (1, 1)	6.0	L	26	7	3	3	5	1	0	0	0	1	1	35	39	4.50	1.333
Roy Face, R ERA: 1.79 (7, 1)	2.0		9	2	1	1	1	1	0	0	0	0	1	10	14	4.50	1.500

BOTTOM

Pittsburgh Pirates @ San Francisco Giants
Candlestick Park, San Francisco, CA
 Mon Sep 10 1962, 6:33 AM EDT
 Att. 19,498 - Unknown

livebaseballscorecards.com

AB	33
R	4
H	9
RBI	4
BB	2
SO	6
LOB	10



Batter	1	2	3	4	5	6	7	8	9	AB R H RBI BB SO LOB	TOP											
Bill Virdon, L (1, 8) OBP: 0.275, SLG: 0.349	0-0 4-3		0-0 1B			0-0 F7		0-0 1B		4 0 2 0 0 0 0	Pittsburgh Pirates @ San Francisco Giants Candlestick Park, San Francisco, CA Tue Sep 11 1962, 6:33 AM EDT Att: 10,283 - Unknown livebaseballscorecards.com											
Dick Groat, R (1, 6) OBP: 0.333, SLG: 0.370	0-0 F8		0-0 1-3			0-0 3B		0-0 F5		4 0 1 0 0 0 3												
Bob Skinner, L (1, 7) OBP: 0.400, SLG: 0.525	0-0 F6				0-0 G1-4-3 1B	4-0 G6-3 BB		0-3 K		3 0 1 0 1 1 2												
Smoky Burgess, L (1, 2) OBP: 0.376, SLG: 0.499		0-0 FC4-6 1B		0-0 G1-4-3 1-2f		0-0 G6-3 1-2f		0-0 F8		4 0 1 0 0 0 3												
Roberto Clemente, R (1, 9) OBP: 0.348, SLG: 0.447		0-0 FC4-6 FC5-4 1-2f		0-0 1B			0-0 6-3		0-0 F9	4 0 1 0 0 0 1												
Donn Clendenon, R (1, 3) OBP: 0.369, SLG: 0.476		0-0 FC5-4 S 1-2f		0-0 F3			0-0 6-3		0-0 1B	4 0 1 0 0 0 2												
Dick Schofield, S (1, 5) OBP: 0.383, SLG: 0.375		0-3 K 1-2			0-0 5-3		0-0 3-1		0-0 3-1	4 0 0 0 0 1 2												
Bill Mazaroski, R (1, 4) OBP: 0.324, SLG: 0.434			0-0 F8		0-3 K			0-0 1B 1B		3 0 1 0 0 1 0												
Tom Sturdivant, L (1, 1) OBP: 0.161, SLG: 0.200 Jim Marshall, L (8, PH) OBP: 0.336, SLG: 0.441 Bob Friend, R (8, 1) OBP: 0.095, SLG: 0.107			0-0 6-3		0-0 F6			0-0 F5		2 0 0 0 0 0 0 1 0 0 0 0 0 1 0 0 0 0 0 0 0												
Inning Stats	R: 0 E: 0 K: 0 S: 3	H: 0 LOB: 0 BB: 0 P: 3	R: 0 E: 0 K: 1 S: 6	H: 1 LOB: 1 BB: 0 P: 6	R: 0 E: 0 K: 0 S: 4	H: 1 LOB: 1 BB: 0 P: 4	R: 0 E: 0 K: 0 S: 4	H: 2 LOB: 1 BB: 0 P: 4	R: 0 E: 0 K: 1 S: 5	H: 0 LOB: 0 BB: 0 P: 5	R: 0 E: 0 K: 0 S: 3	H: 1 LOB: 1 BB: 1 P: 7	R: 0 E: 0 K: 0 S: 3	H: 0 LOB: 0 BB: 0 P: 3	R: 0 E: 0 K: 1 S: 7	H: 2 LOB: 2 BB: 0 P: 7	R: 0 E: 0 K: 0 S: 4	H: 1 LOB: 1 BB: 0 P: 4	1B: 7 2B: 0 3B: 1 HR: 0	SF: 0 SAC: 0 DP: 2 HBP: 0	WP: 0 PB: 0 SB: 1 CS: 0	PA: 34
PITCHER Jack Sanford, R (1, 1) ERA: 3.38	IP 9.0	WLS W	BF 34	H 8	R 0	ER 0	SO 3	BB 1	IBB 0	HBP 0	BLK 0	WP 0	HR 0	S 39	P 43	ERA 0.00	WHIP 1.000					



Batter	1	2	3	4	5	6	7	8	9
Harvey Kuenn, R OBP: 0.377, SLG: 0.452 (1, 5) (7, 7)	0-0 6-3		0-0 5-3		0-0 F8			0-0 6-3	
Chuck Hiller, L OBP: 0.336, SLG: 0.336 (1, 4)	0-0 2B		0-0 1-3			0-0 G3		0-0 4-3	
Felipe Alou, R OBP: 0.364, SLG: 0.544 (1, 9)	0-0 5-3			0-0 1B		0-0 HR			
Willie McCovey, L OBP: 0.374, SLG: 0.632 Jim Davenport, R OBP: 0.364, SLG: 0.479 (1, 7) (7, 5)	0-0 G3			0-0 1B		0-0 F6			
Willie Mays, R OBP: 0.375, SLG: 0.606 (1, 8)		0-0 F5		0-0 F3		0-0 F8			
Orlando Cepeda, R OBP: 0.353, SLG: 0.535 (1, 3)		0-3 K		0-0 F7			0-0 F5		
Tom Haller, L OBP: 0.380, SLG: 0.483 (1, 2)		0-0 F9		0-0 4-3			0-0 F8		
Jose Pagan, R OBP: 0.315, SLG: 0.361 (1, 6)		0-0 1-3			0-0 5-3		0-0 F8		
Jack Sanford, R OBP: 0.200, SLG: 0.202 (1, 1)			0-0 F9		0-0 F5			0-0 1-3	

Inning Stats		R: 0	H: 1	E: 0	LOB: 1	K: 0	BB: 0	S: 4	P: 4
Inning Stats		R: 0	H: 0	E: 0	LOB: 1	K: 1	BB: 0	S: 6	P: 6
Inning Stats		R: 1	H: 2	E: 1	LOB: 1	K: 0	BB: 0	S: 5	P: 5
Inning Stats		R: 0	H: 0	E: 0	LOB: 0	K: 0	BB: 0	S: 3	P: 3
Inning Stats		R: 1	H: 1	E: 0	LOB: 0	K: 0	BB: 0	S: 4	P: 4
Inning Stats		R: 0	H: 0	E: 0	LOB: 0	K: 0	BB: 0	S: 3	P: 3
Inning Stats		R: 0	H: 0	E: 0	LOB: 0	K: 0	BB: 0	S: 3	P: 3
Inning Stats		R: 0	H: 0	E: 0	LOB: 0	K: 0	BB: 0	S: 3	P: 3
Inning Stats		R: 3	H: 0	E: 0	LOB: 0	K: 0	BB: 0	S: 0	P: 0

BOTTOM

Pittsburgh Pirates @ San Francisco Giants
Candlestick Park, San Francisco, CA

Tue Sep 11 1962, 6:33 AM EDT
Att. 10,283 - Unknown

AB	29
R	2
H	4
RBI	2
BB	0
SO	1
LOB	7

1B: 2	SF: 0	WP: 0	PA: 29
2B: 1	SAC: 0	PB: 1	
3B: 0	DP: 0	SB: 1	
HR: 1	HBP: 0	CS: 0	

PITCHER	IP	WLS	BF	H	R	ER	SO	BB	IBB	HBP	BLK	WP	HR	S	P	ERA	WHIP
Tom Sturdivant, R ERA: 4.12	(1, 1)	7.0	L 26	4	2	2	1	0	0	0	0	0	0	28	28	2.57	0.571
Bob Friend, R ERA: 3.05	(8, 1)	1.0	3	0	0	0	0	0	0	0	0	0	0	3	3	0.00	0.000

Batter	1	2	3	4	5	6	7	8	9	AB R H RBI BB SO LOB	TOP	
Chuck Hiller, L (1, 4) <small>OBP: 0.337, SLG: 0.336</small>	0-0 		0-0 		0-0 			4-0 		3 0 1 0 1 0 1	San Francisco Giants @ Cincinnati Reds Crosley Field, Cincinnati, OH Wed Sep 12 1962, 7:05 PM EDT Att. 17,564 - Unknown	
Willie Mays, R (1, 8) <small>OBP: 0.374, SLG: 0.605</small> Matty Alou, L (1, 8) <small>OBP: 0.318, SLG: 0.318</small>	0-3 			4-0 	0-0 		0-0 		1 0 0 0 0 1 0 2 0 1 0 1 0 1			
Felipe Alou, R (1, 9) <small>OBP: 0.361, SLG: 0.539</small>	0-3 			0-0 	0-0 		0-3 		4 0 0 0 0 2 4			
Willie McCovey, L (1, 7) <small>OBP: 0.372, SLG: 0.624</small>		0-3 		0-0 		0-0 	0-3 		4 0 1 0 0 2 2			
Orlando Cepeda, R (1, 3) <small>OBP: 0.351, SLG: 0.531</small>		0-0 		0-0 		0-3 	0-3 		4 0 0 0 0 2 4			
Ed Bailey, L (1, 2) <small>OBP: 0.335, SLG: 0.452</small>		0-0 		0-3 		0-3 		0-0 	4 0 0 0 0 2 3			
Jim Davenport, R (1, 5) <small>OBP: 0.366, SLG: 0.477</small>			4-0 	0-3 		4-0 	0-0 		2 0 0 0 2 1 3			
Jose Pagan, R (1, 6) <small>OBP: 0.315, SLG: 0.361</small> Harvey Kuenn, R (9, PH) <small>OBP: 0.376, SLG: 0.451</small>			0-0 		0-0 	0-0 	0-0 		3 1 1 0 0 0 2 1 0 0 0 0 0 0			
Billy Pierce, L (1, 1) <small>OBP: 0.288, SLG: 0.245</small> Cap Peterson, R (7, PH) <small>OBP: 0.208, SLG: 0.292</small> Don Larsen, R (7, 1) <small>OBP: 0.208, SLG: 0.292</small>			0-3 		0-0 	0-3 			2 0 0 0 0 1 2 1 0 0 0 0 1 0 0 0 0 0 0 0 0			
Inning Stats	R: 0 H: 0 E: 0 LOB: 0 K: 2 BB: 0 S: 7 P: 7	R: 0 H: 0 E: 0 LOB: 0 K: 1 BB: 0 S: 5 P: 5	R: 0 H: 0 E: 0 LOB: 1 K: 1 BB: 1 S: 5 P: 9	R: 0 H: 1 E: 1 LOB: 3 K: 2 BB: 1 S: 9 P: 13	R: 1 H: 2 E: 0 LOB: 1 K: 0 BB: 0 S: 5 P: 5	R: 0 H: 0 E: 0 LOB: 0 K: 2 BB: 0 S: 7 P: 7	R: 0 H: 0 E: 0 LOB: 0 K: 1 BB: 1 S: 4 P: 8	R: 0 H: 1 E: 0 LOB: 2 K: 3 BB: 1 S: 10 P: 14	R: 0 H: 0 E: 0 LOB: 0 K: 0 BB: 0 S: 3 P: 3	1B: 4 SF: 0 2B: 1 SAC: 0 3B: 0 DP: 1 HR: 0 HBP: 0		WP: 1 PA: 35 PB: 0 SB: 0 CS: 0
PITCHER Joey Jay, R (1, 1) <small>ERA: 3.5</small> Jim Maloney, R (5, 1) <small>ERA: 4.08</small>	IP WLS BF H R ER SO BB IBB HBP BLK WP HR S P ERA WHIP 4.1 0 19 3 1 1 6 2 0 0 0 0 0 29 37 2.08 1.154											PITCHER IP WLS BF H R ER SO BB IBB HBP BLK WP HR S P ERA WHIP 4.2 W 16 1 0 0 6 2 0 0 0 1 0 26 34 0.00 0.643

livebaseballscorecards.com

AB	31
R	1
H	4
RBI	0
BB	4
SO	12
LOB	22



Batter	1	2	3	4	5	6	7	8	9	AB	R	H	RBI	BB	SO	LOB
Eddie Kasko, R OBP: 0.321, SLG: 0.357 (1, 5)	0-0 5-3 HR 1B		0-0 5-3		0-0 5-3			4-0 FC1-6 E BB		3	1	1	0	1	0	0
Don Blasingame, L OBP: 0.360, SLG: 0.344 (1, 4)	0-0 5-3 1-2		4-0 G4-6-3 BB			0-0 4-3		0-0 E3 FC1-6 1-2		3	0	0	0	1	0	2
Leo Cardenas, R OBP: 0.337, SLG: 0.417 (1, 6)	0-0 F9		0-0 G4-6-3 1-2f			0-0 6-3		0-0 FC1-6 1-2f 2-3		4	0	0	0	0	0	4
Frank Robinson, R OBP: 0.415, SLG: 0.630 (1, 9)	0-0 2-H HR			0-0 5-3		0-0 HR		0-0 5-3		4	2	2	3	0	0	2
Wally Post, R OBP: 0.316, SLG: 0.479 (1, 7)	0-0 HR			0-0 5-3		0-0 5-3				3	1	1	1	0	0	0
Rogelio Alvarez, R OBP: 0.286, SLG: 0.286 (1, 3)	0-3 K			0-0 1B		0-0 5-3				3	0	1	0	0	1	0
Vada Pinson, L OBP: 0.331, SLG: 0.467 (1, 8)		0-0 6-3		0-3 K		0-0 4-3				3	0	0	0	0	1	1
Johnny Edwards, L OBP: 0.321, SLG: 0.401 (1, 2)		0-0 G3			0-0 F9		0-0 F9			3	0	0	0	0	0	0
Joey Jay, S OBP: 0.237, SLG: 0.236 Jim Maloney, L OBP: 0.237, SLG: 0.243 (5, 1)		0-0 6-3			0-0 4-3			0-0 4-3		1	0	0	0	0	0	0
										2	0	0	0	0	0	0

Inning Stats	R: 3	H: 3	E: 0	LOB: 0	K: 1	P: 8	R: 0	H: 0	E: 0	LOB: 0	K: 0	P: 8	R: 0	H: 0	E: 0	LOB: 0	K: 0	P: 8	R: 0	H: 0	E: 0	LOB: 0	K: 0	P: 8	R: 0	H: 0	E: 1	LOB: 2	K: 0	P: 8	
	3	3	0	0	1	8	0	0	0	0	0	8	0	0	0	0	0	0	8	0	0	0	0	0	8	0	0	1	2	0	8

PITCHER	IP	WLS	BF	H	R	ER	SO	BB	IBB	HBP	BLK	WP	HR	S	P	ERA	WHIP
Billy Pierce, L ERA: 3.73 Don Larsen, R ERA: 4.7	(1, 1)	6.0	23	5	4	4	2	1	0	0	0	0	3	26	30	6.00	1.000
	(7, 1)	2.0	8	0	0	0	0	1	0	0	0	0	0	7	11	0.00	0.500


BOTTOM

San Francisco Giants @ Cincinnati Reds
Crosley Field, Cincinnati, OH

Wed Sep 12 1962, 7:05 PM EDT
Att. 17,564 - Unknown

AB	29
R	4
H	5
RBI	4
BB	2
SO	2
LOB	9

livebaseballscorecards.com



1B:	2	SF:	0	WP:	0	PA:	31
2B:	0	SAC:	0	PB:	0		
3B:	0	DP:	1	SB:	0		
HR:	3	HBP:	0	CS:	0		

Batter	1	2	3	4	5	6	7	8	9	AB R H RBI BB SO LOB	TOP									
Jose Pagan, R (1, 6) Billy O'Dell, S (8, PR) Gaylord Perry, R (8, 1) Jim Duffalo, R (7, 1) Carl Boles, R (8, PH) Stu Miller, R (8, 1) Richard LeMay, L (8, 1)	0-0 F2		0-0 F8			4-0 BB BB		0-0 1-2 1B 4-3 1B		2 0 0 0 1 0 1 1 1 0 0 0 0 0 0 0 0 0 0 0 0 0 0 0 0 0 0	San Francisco Giants @ Cincinnati Reds Crosley Field, Cincinnati, OH Thu Sep 13 1962, 7:05 PM EDT Att. 16,421 - Unknown livebaseballscorecards.com									
Matty Alou, L (1, 8) OBP: 0.316, SLG: 0.312	0-0 F5		0-0 6-3			4-0 1-2 BB		0-0 4-3 1-2 2-3		3 0 0 0 1 0 2										
Harvey Kuenn, R (1, 7) OBP: 0.377, SLG: 0.453	0-0 2B			0-0 F9		0-0 F3		0-0 1B 2-H 3-H		4 0 2 2 0 0 2										
Felipe Alou, R (1, 9) OBP: 0.359, SLG: 0.535	0-0 4-3			0-0 F5		0-0 F3		0-3 K		4 0 0 0 0 1 4										
Orlando Cepeda, R (1, 3) OBP: 0.350, SLG: 0.529		0-0 F2		0-3 K			0-0 1-3		0-0 FC6-4 1B	4 0 1 0 0 1 0										
Jim Davenport, R (1, 5) OBP: 0.363, SLG: 0.472		0-0 E4			0-0 E6 G5-4-3		0-3 K		0-0 FC6-4 1-2f	4 0 0 0 0 1 1										
John Orsino, R (1, 2) OBP: 0.333, SLG: 0.304		0-0 F7			0-0 G5-4-3 1-2f		0-0 F7		0-0 F3	4 0 0 0 0 0 3										
Chuck Hiller, L (1, 4) OBP: 0.335, SLG: 0.334		0-3 K			0-0 F9			0-0 4-3 1-3	0-0 1-3	4 0 0 0 0 1 2										
Mike McCormick, L (1, 1) OBP: 0.172, SLG: 0.222 Don Larsen, R (5, 1) OBP: 0.208, SLG: 0.292 Cap Peterson, R (6, PH) (6, 6)			0-3 K			0-0 F8		4-0 1B 1B BB		1 0 0 0 0 1 0 0 0 0 0 0 0 0 1 1 0 0 1 0 0										
Inning Stats	R: 0 E: 0 K: 0 S: 4	H: 1 LOB: 1 BB: 0 P: 4	R: 0 E: 1 K: 1 S: 6	H: 0 LOB: 1 BB: 0 P: 6	R: 0 E: 0 K: 1 S: 5	H: 0 LOB: 0 BB: 0 P: 5	R: 0 E: 0 K: 1 S: 5	H: 0 LOB: 0 BB: 0 P: 5	R: 0 E: 1 K: 0 S: 3	H: 0 LOB: 2 BB: 2 P: 11	R: 0 E: 0 K: 1 S: 5	H: 0 LOB: 0 BB: 0 P: 5	R: 2 E: 0 K: 1 S: 7	H: 2 LOB: 1 BB: 1 P: 11	R: 0 E: 0 K: 0 S: 4	H: 1 LOB: 1 BB: 0 P: 4	1B: 3 2B: 1 3B: 0 HR: 0	SF: 0 SAC: 0 DP: 1 HBP: 0	WP: 0 PB: 0 SB: 0 CS: 0	PA: 35
PITCHER Jim O'Toole, L (1, 1) ERA: 3.53	IP: 9.0 WLS: W BF: 35 H: 4 R: 2 ER: 2 SO: 5 BB: 3 IBB: 0 HBP: 0 BLK: 0 WP: 0 HR: 0 S: 42 P: 54 ERA: 2.00 WHIP: 0.778											PITCHER	IP: 9.0 WLS: W BF: 35 H: 4 R: 2 ER: 2 SO: 5 BB: 3 IBB: 0 HBP: 0 BLK: 0 WP: 0 HR: 0 S: 42 P: 54 ERA: 2.00 WHIP: 0.778							



Batter	1	2	3	4	5	6	7	8	9
Eddie Kasko, R OBP: 0.325, SLG: 0.358 (1, 5)	4-0 L6-3 BB		0-0 F7		0-0 FC5-2 1B	4-0 BB		0-0 E3 1B WP 1B	
Don Blasingame, L OBP: 0.361, SLG: 0.345 (1, 4)	0-0 L6-3 1-2		0-0 F4		0-0 E 1B	0-3 K		0-0 IBB WP 1B	
Leo Cardenas, R OBP: 0.336, SLG: 0.414 (1, 6)	0-0 4-3		0-0 F7		0-0 E 1B		0-0 G3	0-0 F9 1-2 3-H	
Frank Robinson, R OBP: 0.417, SLG: 0.631 (1, 9)		0-0 HR 2B		0-0 FC1-5 BB 1B	0-0 FC5-2 1-H 2-H 3-H		0-0 F3	4-0 IBB IBB	
Wally Post, R OBP: 0.324, SLG: 0.491 (1, 7)		0-0		4-0 BB FC1-5 1B	0-0 L5		4-0	4-0 IBB	
Cookie Rojas, R OBP: 0.299, SLG: 0.221 (8, PR)		2-H HR		1-2 BB			BB	1-2 2-3 IBB	
Marty Keough, L OBP: 0.353, SLG: 0.443 (9, 7)				0-0 FC1-5 BB	0-0 F8		0-3 K	0-3 K	
Rogelio Alvarez, R OBP: 0.167, SLG: 0.167 (1, 3)		0-3 K		1-2 2-3f BB			0-3 K	0-3 K	
Vada Pinson, L OBP: 0.333, SLG: 0.468 (1, 8)		4-0 BB		0-3 K		0-0 S 1B		0-0 S 1B	
Johnny Edwards, L OBP: 0.320, SLG: 0.399 (1, 2)		0-0 F5		4-0 BB		0-0 F7		0-0 F4	
Jim O'Toole, S OBP: 0.124, SLG: 0.114 (1, 1)		0-0 4-3		1-2 2-3 BB		0-3 K		0-0 E 1B 1B	

Inning Stats	R: 0	H: 0	E: 0	K: 0	S: 2	LOB: 0	BB: 1	P: 6
	R: 2	H: 2	E: 0	K: 1	S: 7	LOB: 1	BB: 1	P: 11
	R: 0	H: 0	E: 0	K: 0	S: 3	LOB: 0	BB: 0	P: 3
	R: 0	H: 1	E: 0	K: 1	S: 6	LOB: 3	BB: 2	P: 14
	R: 2	H: 3	E: 1	K: 0	S: 6	LOB: 1	BB: 0	P: 6
	R: 0	H: 1	E: 0	K: 2	S: 8	LOB: 2	BB: 1	P: 12
	R: 0	H: 0	E: 0	K: 1	S: 5	LOB: 1	BB: 1	P: 9
	R: 3	H: 4	E: 1	K: 1	S: 9	LOB: 3	BB: 2	P: 17

AB	R	H	RBI	BB	SO	LOB
3	1	2	0	2	0	0
5	1	2	1	0	1	3
5	1	1	0	0	0	1
4	1	2	0	1	0	1
2	1	1	2	3	0	1
0	0	0	0	0	0	0
0	0	0	0	0	0	0
5	0	0	0	0	3	7
3	1	2	0	1	1	2
3	0	0	0	1	0	3
4	1	1	1	0	1	5

WP	PA
1	42
0	
2	
0	

PITCHER	IP	WLS	BF	H	R	ER	SO	BB	IBB	HBP	BLK	WP	HR	S	P	ERA	WHIP
Mike McCormick, L ERA: 5.04 (1, 1)	4.0	L	20	5	4	2	2	4	0	0	0	0	0	4	4	4.50	2.250
Don Larsen, R ERA: 4.64 (5, 1)	1.0		4	1	0	0	0	0	0	0	0	0	0	4	4	0.00	1.000
Gaylord Perry, R ERA: 5.7 (6, 1)	1.0		5	1	0	0	2	1	0	0	0	0	0	8	12	0.00	2.000
Jim Duffalo, R ERA: 3.92 (7, 1)	1.0		4	0	0	0	1	1	0	0	0	0	0	5	9	0.00	1.000
Stu Miller, R ERA: 4.14 (8, 1)	0.1		5	4	3	3	0	0	0	0	0	0	0	5	5	81.00	12.000

PITCHER	IP	WLS	BF	H	R	ER	SO	BB	IBB	HBP	BLK	WP	HR	S	P	ERA	WHIP
Richard LeMay, L ERA: 8.1 (8, 1)	0.2		4	0	0	0	1	0	2	0	0	1	0	4	12	0.00	0.000

San Francisco Giants @ Cincinnati Reds
Crosley Field, Cincinnati, OH
Thu Sep 13 1962, 7:05 PM EDT
Att. 16,421 - Unknown

livebaseballscorecards.com

AB	34
R	7
H	11
RBI	4
BB	8
SO	6
LOB	23



Batter	1	2	3	4	5	6	7	8	9	AB R H RBI BB SO LOB	TOP									
Matty Alou, L (1, 8) OBP: 0.309, SLG: 0.304	0-0 6-3		0-0 4-3		0-0 F9			0-0 F6		4 0 0 0 0 0 0	San Francisco Giants @ Pittsburgh Pirates Forbes Field, Pittsburgh, PA Fri Sep 14 1962, 7:05 PM EDT Att. 14,354 - Unknown livebaseballscorecards.com									
Chuck Hiller, L (1, 4) OBP: 0.334, SLG: 0.332	4-0 BB S BB		0-0 F7			0-3 K		0-0 F6		3 0 0 0 1 1 0										
Felipe Alou, R (1, 7) OBP: 0.358, SLG: 0.532	0-3 K 1-2			0-0 5-3		0-0 F9			4-0 FC3-6 BB	3 0 0 0 1 1 1										
Willie McCovey, L (1, 9) OBP: 0.374, SLG: 0.622	0-3 K			0-0 F9 E WP 1B		0-0 FC6-4 1B		0-0 FC3-6 BB 1-2f	4-0 FC3-6 BB	4 1 2 0 0 1 2										
Orlando Cepeda, R (1, 3) OBP: 0.351, SLG: 0.528		0-0 L4-6 1B 1B		0-0 E5 WP 1-2		0-0 FC6-4 1-2f		4-0 BB 1-2	4-0 BB	3 0 1 0 1 0 2										
Ed Bailey, L (1, 2) OBP: 0.333, SLG: 0.449		0-0 1-2 1B		0-0 F9 2-3		0-0 F4		0-0 F8	0-0 F8	4 0 1 0 0 0 4										
Jim Davenport, R (1, 5) OBP: 0.360, SLG: 0.468		0-0 L4-6 2-3		0-0 5-3 1-2 3-H		0-0 F8		0-0 F9	0-0 F9	4 0 0 0 0 0 5										
Jose Pagan, R (1, 6) OBP: 0.313, SLG: 0.357		0-0 1-3			0-0 6-3		0-0 F4			3 0 0 0 0 0 1										
Billy O'Dell, S (1, 1) OBP: 0.200, SLG: 0.139			0-0 4-3		0-0 5-3			0-3 K		2 0 0 0 0 0 0										
Carl Boles, R (8, PH) OBP: 0.391, SLG: 0.391										1 0 0 0 0 1 0										
Bobby Bolin, R (8, 1) OBP: 0.292, SLG: 0.348										0 0 0 0 0 0 0										
Inning Stats	R: 0 E: 0 K: 2 S: 7	H: 0 LOB: 1 BB: 1 P: 11	R: 0 E: 0 K: 0 S: 4	H: 2 LOB: 1 BB: 0 P: 4	R: 0 E: 0 K: 0 S: 3	H: 0 LOB: 0 BB: 0 P: 3	R: 1 E: 1 K: 0 S: 5	H: 1 LOB: 1 BB: 0 P: 5	R: 0 E: 0 K: 1 S: 6	H: 1 LOB: 1 BB: 0 P: 6	R: 0 E: 0 K: 0 S: 3	H: 0 LOB: 0 BB: 0 P: 3	R: 0 E: 0 K: 1 S: 5	H: 0 LOB: 0 BB: 0 P: 5	R: 0 E: 0 K: 0 S: 3	H: 0 LOB: 2 BB: 2 P: 11	1B: 4 2B: 1 3B: 0 HR: 0	SF: 0 SAC: 0 DP: 1 HBP: 0	WP: 1 PB: 0 SB: 1 CS: 0	PA: 34
PITCHER Earl Francis, R (1, 1) ERA: 3.22	IP: 9.0 WLS: W BF: 34 H: 4 R: 1 ER: 0 SO: 4 BB: 3 IBB: 0 HBP: 0 BLK: 0 WP: 1 HR: 0 S: 39 P: 51 ERA: 0.00 WHIP: 0.778																			



Batter	1	2	3	4	5	6	7	8	9
Bill Virdon, L OBP: 0.275, SLG: 0.347 (1, 8)	0-3 K		0-0 1B	0-0 F7			0-0 4-3	0-0 3-1	
Dick Groat, R OBP: 0.337, SLG: 0.374 (1, 6)	0-0 FC5-4 1B		0-0 1B		0-0 1B		0-0 1B		
Roberto Clemente, R OBP: 0.349, SLG: 0.447 (1, 9)	0-0 FC5-4 1-2f		0-0 1B		0-0 F4		0-0 1B		
Dick Stuart, R OBP: 0.286, SLG: 0.398 Howie Goss, R OBP: 0.304, SLG: 0.359 (1, 3) (8, 7)	0-0 F4		0-3 K		0-3 K		0-3 K		
Donn Clendenon, R OBP: 0.377, SLG: 0.485 (1, 7) (8, 3)		0-0 1B	4-0 IBB		0-3 K		0-0 F8 SH1-3 HR 1B		
Bill Mazeroski, R OBP: 0.324, SLG: 0.433 (1, 4)		0-0 4-3 2-H 1B	0-0 P5		0-0 F7		0-0 SH1-3		
Bob Bailey, R (1, 5)		0-0 4-3	0-3 K		0-3 K		0-0 F8		
Don Leppert, R OBP: 0.320, SLG: 0.383 Smoky Burgess, L OBP: 0.374, SLG: 0.494 (1, 2) (2, 2)		0-0 6-3		0-0 6-3		0-3 K	4-0 HR IBB		
Earl Francis, R OBP: 0.164, SLG: 0.273 (1, 1)		0-0 6-3		0-3 K			0-0 1-H 3-H HR		

Inning Stats	R: 0	H: 1	E: 0	K: 1	S: 6	LOB: 1	BB: 0	P: 6
	R: 1	H: 2	E: 0	K: 0	S: 5	LOB: 1	BB: 0	P: 5
	R: 1	H: 3	E: 0	K: 2	S: 10	LOB: 3	BB: 1	P: 14
	R: 0	H: 0	E: 0	K: 1	S: 5	LOB: 0	BB: 0	P: 5
	R: 0	H: 1	E: 0	K: 2	S: 8	LOB: 1	BB: 0	P: 8
	R: 0	H: 0	E: 0	K: 2	S: 7	LOB: 0	BB: 0	P: 7
	R: 0	H: 2	E: 0	K: 1	S: 7	LOB: 2	BB: 0	P: 7
	R: 3	H: 2	E: 0	K: 0	S: 5	LOB: 0	BB: 1	P: 9

PITCHER	IP	WLS	BF	H	R	ER	SO	BB	IBB	HBP	BLK	WP	HR	S	P	ERA	WHIP
Billy O'Dell, L ERA: 3.48 (1, 1)	7.0	L	31	9	2	2	9	0	0	0	0	0	0	48	52	2.57	1.286
Bobby Bolin, R ERA: 3.69 (8, 1)	1.0		6	2	3	3	0	0	1	0	0	0	1	5	9	27.00	2.000

AB	R	H	RBI	BB	SO	LOB
5	1	1	0	0	1	0
4	0	4	0	0	0	0
4	0	2	1	0	0	2
4	0	0	0	0	3	6
0	0	0	0	0	0	0
3	2	2	0	1	1	1
3	0	1	1	0	0	3
4	0	0	0	0	2	5
0	0	0	0	0	0	0
3	1	0	0	1	1	1
4	1	1	3	0	1	1

WP	PA
0	37

AB	34
R	5
H	11
RBI	5
BB	2
SO	9
LOB	19



San Francisco Giants @ Pittsburgh Pirates
 Forbes Field, Pittsburgh, PA
 Fri Sep 14 1962, 7:05 PM EDT
 Att. 14,354 - Unknown

livebaseballscorecards.com

Batter	1	2	3	4	5	6	7	8	9	AB R H RBI BB SO LOB	TOP																				
Harvey Kuenn, R OBP: 0.376, SLG: 0.452 (1, 7) X	0-0 4-3 ①		X 0-0 1B		X 0-0 F2 ③			X 0-0 F9 ①		4 0 1 0 0 0 1																					
Chuck Hiller, L OBP: 0.336, SLG: 0.333 (1, 4) X	0-0 1B		X 0-0 F7 ③			X 0-0 FC4 1B		X 0-0 G3 ②		4 0 2 0 0 0 1																					
Felipe Alou, R OBP: 0.355, SLG: 0.528 (1, 8) X	0-0 F6 ②			X 0-0 E5 F8 4-3		X 0-0 FC4 PB 1-2f		X 0-0 F3 ③		4 1 0 0 0 0 2																					
Willie McCovey, L OBP: 0.368, SLG: 0.609 (1, 9) S S S	0-3 K ③			X 0-0 F8 2-3		S S S 0-3 K ②		X 0-0 F9 ①		4 0 0 0 0 2 3																					
Orlando Cepeda, R OBP: 0.351, SLG: 0.525 (1, 3) S S S		0-3 K ①		X 0-0 4-3 ②		X 0-0 5-3 ③		B B B B 4-0 G3 WP BB		3 0 0 1 1 1 1																					
Tom Haller, L OBP: 0.375, SLG: 0.475 (1, 2) X		0-0 6-3 ②		X 0-0 G3 ③		S S S 0-3 K ①		X 0-0 G3 ②		4 0 0 0 0 1 1																					
Jim Davenport, R OBP: 0.359, SLG: 0.466 (1, 5) S S S		0-3 K ③			X 0-0 SH5-4 1B		X 0-0 F5 ②		S S S 0-3 K ③	4 0 1 0 0 2 1																					
Cap Peterson, R OBP: 0.333, SLG: 0.200 (1, 6) S S S			0-3 K ①		0-3 K ①		X 0-0 1B			3 0 1 0 0 2 1																					
Jack Sanford, R OBP: 0.196, SLG: 0.198 (1, 1) S S S			0-3 K ②		X 0-0 SH5-4 ②		X 0-0 F9 ③			2 0 0 0 0 1 1																					
Inning Stats	R: 0 E: 0 K: 1 S: 6	H: 1 LOB: 1 BB: 0 P: 6	R: 0 E: 0 K: 2 S: 7	H: 0 LOB: 0 BB: 0 P: 7	R: 0 E: 0 K: 2 S: 8	H: 1 LOB: 1 BB: 0 P: 8	R: 1 E: 1 K: 0 S: 4	H: 0 LOB: 0 BB: 0 P: 4	R: 0 E: 0 K: 1 S: 6	H: 1 LOB: 1 BB: 0 P: 6	R: 0 E: 0 K: 1 S: 6	H: 1 LOB: 1 BB: 0 P: 6	R: 0 E: 0 K: 1 S: 3	H: 0 LOB: 0 BB: 0 P: 3	R: 0 E: 0 K: 1 S: 5	H: 0 LOB: 1 BB: 1 P: 9	1B: 5 2B: 0 3B: 0 HR: 0	SF: 0 SAC: 1 DP: 0 HBP: 0	WP: 1 PB: 1 SB: 0 CS: 0	PA: 34											
PITCHER Bob Friend, R ERA: 2.94 (1, 1)	IP 9.0	WLS W	BF 34	H 5	R 1	ER 0	SO 9	BB 1	IBB 0	HBP 0	BLK 0	WP 1	HR 0	S 51	P 55	ERA 0.00	WHIP 0.667														
PITCHER											IP	WLS	BF	H	R	ER	SO	BB	IBB	HBP	BLK	WP	HR	S	P	ERA	WHIP				

San Francisco Giants @ Pittsburgh Pirates
 Forbes Field, Pittsburgh, PA
 Sat Sep 15 1962, 3:33 AM EDT
 Att: 10,340 - Unknown

AB	32
R	1
H	5
RBI	1
BB	1
SO	9
LOB	12



Batter	1	2	3	4	5	6	7	8	9	10	AB	R	H	RBI	BB	SO	LOB	TOP						
Matty Alou, L (1, 9) OBP: 0.317, SLG: 0.313	0-0 4-3		0-0 G6-4-3 1B		0-0 2-H 1B			0-0 1B HR 1B		0-3 K	5	1	3	1	0	1	0							
Harvey Kuenn, R (1, 7) OBP: 0.376, SLG: 0.451	0-0 1B		0-0 G6-4-3 1-2f		0-3 K			0-0 1-3 HR 1B		0-0 4-3	5	1	2	0	0	1	3							
Willie McCovey, L (1, 3) OBP: 0.363, SLG: 0.600	0-0 F9			0-0 3-1				0-0 F4		0-0 F8	3	0	0	0	0	0	1							
Orlando Cepeda, R (8, PH) OBP: 0.350, SLG: 0.524	0-0 F9							0-0 F8			2	0	0	0	0	0	2							
Willie Mays, R (1, 8) OBP: 0.375, SLG: 0.609	0-3 K			4-0 BB				0-0 F8		0-0 1-H 3-H HR	3	1	1	3	1	1	1							
Ed Bailey, L (1, 2) OBP: 0.332, SLG: 0.450		0-0 F7		0-0 F8				0-0 G3		0-0 2B	4	0	1	0	0	0	1							
Carl Boles, R (8, PR) OBP: 0.391, SLG: 0.391											0	0	0	0	0	0	0							
Bobby Bolin, R (8, 1) OBP: 0.292, SLG: 0.348											0	0	0	0	0	0	0							
Stu Miller, R (8, 1) OBP: 0.200, SLG: 0.143											0	0	0	0	0	0	0							
Jim Davenport, R (1, 5) OBP: 0.356, SLG: 0.462		0-3 K		0-0 4-3				0-0 5-3		0-0 F9	4	0	0	0	0	1	2							
Chuck Hiller, L (1, 4) OBP: 0.335, SLG: 0.333		0-0 4-3			0-0 WP 1B 1B			0-0 3-1		0-0 4-3	4	1	1	0	0	0	0							
Jose Pagan, R (1, 6) OBP: 0.311, SLG: 0.354			0-0 6-3		0-3 K			0-0 6-3		0-0 F9	4	0	0	0	0	1	1							
Gaylord Perry, R (1, 1) OBP: 0.111, SLG: 0.111			0-0 1B 1B		0-3 K			0-0 6-3		0-0 F6	1	0	1	0	0	0	0							
Tom Haller, L (5, PH) OBP: 0.373, SLG: 0.473											1	0	0	0	0	1	1							
Don Larsen, R (5, 1) OBP: 0.208, SLG: 0.292											0	0	0	0	0	0	0							
Felipe Alou, R (8, PH) OBP: 0.355, SLG: 0.527											1	0	0	0	0	0	0							
John Orsino, R (8, 2) OBP: 0.327, SLG: 0.298											1	0	0	0	0	0	0							
Inning Stats	R: 0 E: 0 K: 1 S: 6	H: 1 LOB: 1 BB: 0 P: 6	R: 0 E: 0 K: 1 S: 5	H: 0 LOB: 0 BB: 0 P: 5	R: 0 E: 0 K: 0 S: 4	H: 2 LOB: 1 BB: 0 P: 4	R: 0 E: 0 K: 0 S: 3	H: 0 LOB: 1 BB: 1 P: 7	R: 1 E: 0 K: 3 S: 11	H: 2 LOB: 1 BB: 0 P: 11	R: 0 E: 0 K: 0 S: 3	H: 0 LOB: 0 BB: 0 P: 3	R: 0 E: 0 K: 0 S: 3	H: 0 LOB: 0 BB: 0 P: 3	R: 3 E: 0 K: 0 S: 7	H: 4 LOB: 1 BB: 0 P: 7	R: 0 E: 0 K: 0 S: 3	H: 0 LOB: 0 BB: 0 P: 3	R: 0 E: 0 K: 1 S: 5	H: 0 LOB: 0 BB: 0 P: 5	1B: 7 2B: 1 3B: 0 HR: 1	SF: 0 SAC: 0 DP: 1 HBP: 0	WP: 1 PB: 0 SB: 0 CS: 0	PA: 39
PITCHER	IP	WLS	BF	H	R	ER	SO	BB	IBB	HBP	BLK	WP	HR	S	P	ERA	WHIP							
Al McBean, R (1, 1) ERA: 3.49	7.1		29	7	3	3	5	1	0	0	0	1	0	38	42	3.68	1.091							
Diomedes Olivo, L (8, 1) ERA: 2.7	0.1		1	0	0	0	0	0	0	0	0	0	0	1	1	0.00	0.000							
Roy Face, R (8, 1) ERA: 1.89	0.1		3	2	1	1	0	0	0	0	0	0	1	3	3	27.00	6.000							
Joe Gibbon, L (9, 1) ERA: 3.69	2.0	W	6	0	0	0	1	0	0	0	0	0	0	8	8	0.00	0.000							

San Francisco Giants @ Pittsburgh Pirates
 Forbes Field, Pittsburgh, PA
 Sun Sep 16 1962, 3:33 AM EDT
 Att. 14,216 - Unknown

AB	38
R	4
H	9
RBI	4
BB	1
SO	6
LOB	12



BOTTOM

San Francisco Giants @ Pittsburgh Pirates
Forbes Field, Pittsburgh, PA
Sun Sep 16 1962, 3:33 AM EDT
Att: 14,216 - Unknown

livebaseballscorecards.com

AB 36
R 6
H 11
RBI 6
BB 4
SO 9
LOB 19



WP: 2 PA: 45
PB: 0
SB: 0
CS: 0

AB R H RBI BB SO LOB

4 1 2 0 0 0 0

3 0 0 1 0 0 1

4 0 1 0 0 0 2

1 0 0 0 0 1 1

3 1 2 0 2 1 1

5 0 1 1 0 1 4

4 2 2 1 1 0 2

4 0 1 1 0 2 2

4 0 1 1 0 2 2

3 1 1 0 0 1 1

0 0 0 0 1 0 0

0 0 0 0 0 0 0

1 0 0 0 0 1 1

2 0 0 0 0 2 1

0 0 0 0 0 0 0

0 0 0 0 0 0 0

2 1 1 2 0 0 3

1B: 9 SF: 1
2B: 0 SAC: 4
3B: 1 DP: 0
HR: 1 HBP: 0

Batter	1	2	3	4	5	6	7	8	9	10
Bill Virdon, L (1, 8) OBP: 0.274, SLG: 0.346	F5		SH2-3		1-3 1B		F8		SH1-4 1B	
Dick Groat, R (1, 6) OBP: 0.333, SLG: 0.370	6-3		SF7		1-3		6-3		SH1-4	
Bob Skinner, L (1, 7) OBP: 0.398, SLG: 0.520 Howie Goss, R (9, PH) OBP: 0.301, SLG: 0.355	1B		G3		F9		4-3		K	
Roberto Clemente, R (1, 9) OBP: 0.354, SLG: 0.451	K			3B 1B	1B IBB		BB BB 1B		IBB	
Donn Clendenon, R (1, 3) OBP: 0.380, SLG: 0.475		5-3		F8	FC6 1B		F9		K	
Bill Mazeroski, R (1, 4) OBP: 0.327, SLG: 0.436	F9		F9	1B 3B	FC6		BB BB 1-2 BB		WP SH1-4 HR 1B	
Bob Bailey, R (1, 5) OBP: 0.250, SLG: 0.364	K		K	WP 1B		6-3		K	SH1-4	
Cal Neeman, R (1, 2) OBP: 0.296, SLG: 0.500 Jim Marshall, L (8, PH) OBP: 0.340, SLG: 0.441 Joe Gibbon, R (9, 1) OBP: 0.176, SLG: 0.176 Willie Stargell, L (10, PH)			SH2-3 SH SF7 1B		K	6-3		BB BB BB 1-2 2-3 BB	K	
Al McBean, R (1, 1) OBP: 0.200, SLG: 0.246 Diomedes Olivo, L (8, 1) OBP: 0.267, SLG: 0.286 Roy Face, R (8, 1) OBP: 0.083, SLG: 0.083 Smoky Burgess, L (8, PH) OBP: 0.376, SLG: 0.501			SH SH2-3		K	K		G3	K	HR

Inning Stats	R: 0	H: 1	R: 0	H: 0	R: 1	H: 1	R: 2	H: 3	R: 1	H: 2	R: 0	H: 0	R: 0	H: 0	R: 0	H: 1	R: 0	H: 1	R: 2	H: 2
	E: 0	LOB: 1	E: 0	LOB: 0	E: 1	LOB: 1	E: 0	LOB: 1	E: 0	LOB: 2	E: 0	LOB: 0	E: 0	LOB: 0	E: 0	LOB: 3	E: 0	LOB: 2	E: 0	LOB: 0
	K: 1	BB: 0	K: 1	BB: 0	K: 0	BB: 0	K: 2	BB: 0	K: 0	BB: 1	K: 1	BB: 0	K: 0	BB: 0	K: 1	BB: 2	K: 1	BB: 1	K: 1	BB: 0
	S: 6	P: 6	S: 5	P: 5	S: 5	P: 5	S: 10	P: 10	S: 5	P: 9	S: 5	P: 5	S: 3	P: 3	S: 6	P: 14	S: 8	P: 12	S: 6	P: 6

PITCHER	IP	WLS	BF	H	R	ER	SO	BB	IBB	HBP	BLK	WP	HR	S	P	ERA	WHIP
Gaylord Perry, R (1, 1) ERA: 5.56	4.0		18	5	3	2	4	0	0	0	0	1	0	26	26	4.50	1.250
Don Larsen, R (5, 1) ERA: 4.57	3.0		12	2	1	1	1	0	1	0	0	0	0	13	17	3.00	0.667
Bobby Bolin, R (8, 1) ERA: 3.68	0.1		3	1	0	0	0	1	0	0	0	0	0	2	6	0.00	6.000
Stu Miller, R (8, 1) ERA: 4.23	2.1	L	12	3	2	2	4	1	1	0	0	1	1	18	26	7.71	1.714

PITCHER IP WLS BF H R ER SO BB IBB HBP BLK WP HR S P ERA WHIP

Batter	1	2	3	4	5	6	7	8	9	AB R H RBI BB SO LOB	TOP																						
Harvey Kuenn, R (1, 7) OBP: 0.377, SLG: 0.451	0-0 6-3		0-0 1-3 1B		0-0 F9		0-0 FC4-6 1B			4 0 2 1 0 0 1	San Francisco Giants @ Pittsburgh Pirates Forbes Field, Pittsburgh, PA Mon Sep 17 1962, 7:05 PM EDT Att. 8,364 - Unknown livebaseballscorecards.com																						
Chuck Hiller, L (1, 4) OBP: 0.333, SLG: 0.330	0-0 F7		0-0 4-3			0-0 F7	0-0 FC4-6 1-2f			4 0 0 0 0 0 3																							
Willie Mays, R (1, 8) OBP: 0.373, SLG: 0.605	0-0 4-3			0-3 K		0-0 F5		0-3 K		4 0 0 0 0 2 0																							
Orlando Cepeda, R (1, 3) OBP: 0.349, SLG: 0.521		0-3 K		0-0 F4		4-0 BB		0-0 1-3		3 0 0 0 1 1 0																							
Felipe Alou, R (1, 9) OBP: 0.354, SLG: 0.525		0-0 F4		0-0 WP 1B		0-0 F3		0-0 F8		4 0 1 0 0 0 1																							
Tom Haller, L (1, 2) OBP: 0.372, SLG: 0.473		0-0 F9		0-0 4-3 1-2			0-0 F5		0-0 2B	4 0 1 0 0 0 1																							
Jim Davenport, R (1, 5) OBP: 0.357, SLG: 0.463			0-0 5-3		0-0 SH1-3 2B		4-0 2B BB		0-0 F5	3 1 1 0 1 0 1																							
Jose Pagan, R (1, 6) OBP: 0.313, SLG: 0.357			0-0 1B 1B		0-0 5-3		0-0 4-3 1-H 1B 2B		0-0 F7	4 1 2 1 0 0 2																							
Mike McCormick, L (1, 1) OBP: 0.167, SLG: 0.214 Richard LeMay, L (3, 1) Matty Alou, L (5, PH) Don Larsen, R (5, 1) Jim Duffalo, R (6, 1) Willie McCovey, L (7, PH) Bobby Bolin, R (7, 1) Ed Bailey, L (9, PH)		0-3 K		0-0 SH1-3 2-3		0-0 4-3		0-0 F9		1 0 0 0 0 0 1 1 0 1 0 0 0 0 0 0 1 0 0 0 0 0 0 0 0 1 0 0 0 0 0 0 1																							
Inning Stats	R: 0 E: 0 K: 0 S: 3	H: 0 LOB: 0 BB: 0 P: 3	R: 0 E: 0 K: 1 S: 5	H: 0 LOB: 0 BB: 0 P: 5	R: 0 E: 0 K: 1 S: 7	H: 2 LOB: 2 BB: 0 P: 7	R: 0 E: 0 K: 1 S: 6	H: 1 LOB: 1 BB: 0 P: 6	R: 0 E: 0 K: 0 S: 4	H: 1 LOB: 1 BB: 0 P: 4		R: 0 E: 0 K: 0 S: 3	H: 0 LOB: 1 BB: 1 P: 7	R: 2 E: 0 K: 0 S: 5	H: 2 LOB: 1 BB: 1 P: 9	R: 0 E: 0 K: 1 S: 5	H: 0 LOB: 0 BB: 0 P: 5	R: 0 E: 0 K: 0 S: 4	H: 1 LOB: 1 BB: 0 P: 4	1B: 4 2B: 3 3B: 0 HR: 0	SF: 0 SAC: 1 DP: 0 HBP: 0	WP: 1 PB: 0 SB: 0 CS: 0	PA: 36										
PITCHER Tom Sturdivant, R (1, 1) ERA: 3.95	IP 9.0	WLS W	BF 36	H 7	R 2	ER 2	SO 4	BB 2	IBB 0	HBP 0	BLK 0	WP 1	HR 0	S 42	P 50	ERA 2.00	WHIP 1.000																
											PITCHER	IP	WLS	BF	H	R	ER	SO	BB	IBB	HBP	BLK	WP	HR	S	P	ERA	WHIP					



Batter	1	2	3	4	5	6	7	8	9	AB R H RBI BB SO LOB	TOP												
Harvey Kuenn, R OBP: 0.380, SLG: 0.452 (1, 5) (7, 9)	0-0 WP 1B	0-0 6-3		4-0 SH1-4 BB		0-0 1B 1B		0-0 F5		4 1 2 0 1 0 1													
Chuck Hiller, L OBP: 0.334, SLG: 0.332 (1, 4)	0-0 5-3 1-2		0-0 BB HR 1B	0-0 SH1-4 1-2		0-0 FC5-4 1B		0-0 F9		4 1 2 0 0 0 1													
Felipe Alou, R OBP: 0.353, SLG: 0.522 (1, 7)	0-0 2-H 1B		0-3 K	0-3 K2-3		0-0 FC5-4 1-2f				5 0 1 1 0 3 4													
Willie McCovey, L OBP: 0.361, SLG: 0.591 Jim Davenport, R OBP: 0.355, SLG: 0.461 (7, PH) (7, 5)	0-0 F8		4-0 1-2 HR BB	0-3 K			0-0 F3		0-0 6-3	2 1 0 0 1 1 2 2 0 0 0 0 0 0													
Willie Mays, R OBP: 0.374, SLG: 0.609 (1, 8)	0-0 F9		0-0 1-H 2-H HR		0-0 G6-4-3 1B		4-0 BB BB		0-0 F7	4 1 2 3 1 0 1													
Orlando Cepeda, R OBP: 0.348, SLG: 0.519 (1, 3)		0-0 6-3	0-0 HR 1B		0-0 G6-4-3 1-2f		0-0 F3			4 1 1 0 0 0 2													
Tom Haller, L OBP: 0.380, SLG: 0.502 (1, 2)		0-0 HR	0-0 1-H HR		4-0 BB CS		4-0 1-2 BB			2 2 2 3 2 0 0													
Jose Pagan, R OBP: 0.312, SLG: 0.357 (1, 6)		0-0 1B	0-0 5-3		0-0 CS 1-2		0-0 F9	0-0 F8		4 0 1 0 0 0 2													
Billy O'Dell, S OBP: 0.191, SLG: 0.133 (1, 1)		0-3 K	0-3 K			0-0 5-3		0-3 K		4 0 0 0 0 3 1													
Inning Stats	R: 1 E: 0 K: 0 S: 5	H: 2 LOB: 1 BB: 0 P: 5	R: 1 E: 0 K: 1 S: 7	H: 2 LOB: 1 BB: 0 P: 7	R: 5 E: 0 K: 2 S: 11	H: 4 LOB: 0 BB: 1 P: 15	R: 0 E: 0 K: 2 S: 7	H: 0 LOB: 1 BB: 1 P: 11	R: 0 E: 0 K: 0 S: 2	H: 1 LOB: 0 BB: 1 P: 6	R: 0 E: 0 K: 0 S: 5	H: 2 LOB: 2 BB: 0 P: 5	R: 0 E: 0 K: 0 S: 3	H: 0 LOB: 2 BB: 2 P: 11	R: 0 E: 0 K: 1 S: 5	H: 0 LOB: 0 BB: 0 P: 5	R: 0 E: 0 K: 1 S: 5	H: 0 LOB: 0 BB: 0 P: 5	1B: 8 2B: 0 3B: 0 HR: 3	SF: 0 SAC: 1 DP: 1 HBP: 0	WP: 1 PB: 0 SB: 0 CS: 1	PA: 42	
PITCHER Larry Jackson, R ERA: 3.93 Don Ferrarese, L ERA: 3.3 Curt Simmons, L ERA: 3.84	IP WLS BF H R ER SO BB IBB HBP BLK WP HR S P ERA WHIP	2.2 L 17 8 7 7 2 1 0 0 0 1 3 20 24 23.62 3.375	4.1 18 3 0 0 3 4 0 0 0 0 0 0 20 36 0.00 1.615	2.0 6 0 0 0 0 2 0 0 0 0 0 0 10 10 0.00 0.000	PITCHER IP WLS BF H R ER SO BB IBB HBP BLK WP HR S P ERA WHIP																		

San Francisco Giants @ St. Louis Cardinals
Sportsman's Park, St. Louis, MO
Wed Sep 19 1962, 8:05 PM EDT
Att: 8,314 - Unknown - 65 F

livebaseballscorecards.com

AB 35
R 7
H 11
RBI 7
BB 5
SO 7
LOB 14



Batter	1	2	3	4	5	6	7	8	9	AB R H RBI BB SO LOB	TOP																										
Harvey Kuenn, R OBP: 0.378, SLG: 0.449 (1, 5) (8, 9)	0-3 K	0-0 1-2 3-H 1B			0-0 5-3		0-0 6-3		0-0 FC1-6 CS	5 0 1 1 0 1 1																											
Chuck Hiller, L OBP: 0.332, SLG: 0.329 (1, 4)	0-0 F4	0-0 F8			0-0 F8		0-0 F5		0-0 CS	4 0 0 0 0 0 2																											
Felipe Alou, R OBP: 0.354, SLG: 0.521 (1, 7)	0-0 BB 1B			0-0 F8	4-0 CS BB		0-0 F5			3 0 1 0 1 0 0																											
Willie McCovey, L OBP: 0.368, SLG: 0.590 Jim Davenport, R OBP: 0.355, SLG: 0.461 (1, 9) (8, 5)	4-0 1-2 BB			0-0	0-0 CS	4-0 1B SH BB		0-3 K		2 1 1 0 2 1 0 0 0 0 0 0 0 0																											
Willie Mays, R OBP: 0.375, SLG: 0.608 (1, 8)	0-0 F9			0-0 F9		0-0 SH 1B		0-0 E S 1B		4 1 2 0 0 0 3																											
Orlando Cepeda, R OBP: 0.347, SLG: 0.516 (1, 3)		0-0 F3		0-0 6-3		0-0 SH SF8		0-3 K		3 1 0 0 0 1 2																											
Tom Haller, L OBP: 0.378, SLG: 0.498 (1, 2)		4-0 1B 1B BB		0-0 L1		0-0 SF8		0-3 K		2 1 0 1 1 1 1																											
Jose Pagan, R OBP: 0.312, SLG: 0.356 (1, 6)		0-3 K		0-0 F8		0-0 B1-6-4 1B		0-0 K		4 0 1 0 0 1 1																											
Jack Sanford, R OBP: 0.200, SLG: 0.202 Billy Pierce, L OBP: 0.288, SLG: 0.245 Bobby Bolin, R OBP: 0.292, SLG: 0.348 Richard LeMay, L Don Larsen, R OBP: 0.208, SLG: 0.292 (1, 1) (7, 1) (7, 1) (8, 1) (9, 1)		0-0 1-3 1B		0-0 F9		0-0 B1-6-4		4-0 FC1-6 BB		3 0 1 0 0 0 1 0 0 0 0 0 0 0 0 0 0 0 0 0 0 0 0 0 0 1 0 0 0 0 0 0 0 0 0																											
Inning Stats	R: 0 E: 0 K: 1 S: 6	H: 1 LOB: 2 BB: 1 P: 10	R: 1 E: 0 K: 1 S: 7	H: 2 LOB: 2 BB: 1 P: 11	R: 0 E: 0 K: 0 S: 4	H: 1 LOB: 1 BB: 0 P: 4	R: 0 E: 0 K: 0 S: 3	H: 0 LOB: 0 BB: 0 P: 3	R: 0 E: 0 K: 0 S: 2	H: 0 LOB: 0 BB: 1 P: 6	R: 3 E: 1 K: 0 S: 5	H: 2 LOB: 0 BB: 1 P: 9	R: 0 E: 0 K: 0 S: 3	H: 0 LOB: 0 BB: 0 P: 3	R: 0 E: 0 K: 3 S: 10	H: 1 LOB: 1 BB: 0 P: 10	R: 0 E: 0 K: 0 S: 2	H: 0 LOB: 0 BB: 1 P: 6	1B: 7 2B: 0 3B: 0 HR: 0	SF: 1 SAC: 1 DP: 1 HBP: 0	WP: 0 PB: 0 SB: 1 CS: 2	PA: 39															
PITCHER	IP WLS BF H R ER SO BB IBB HBP BLK WP HR S P ERA WHIP																				PITCHER	IP WLS BF H R ER SO BB IBB HBP BLK WP HR S P ERA WHIP															
Ernie Broglio, R ERA: 3.1 (1, 1)	7.0		30	6	4	2	2	4	0	0	0	0	0	30	46	2.57	1.429																				
Lindy McDaniel, R ERA: 4.08 (8, 1)	1.0		4	1	0	0	3	0	0	0	0	0	0	10	10	0.00	1.000																				
Bob Duliba, R ERA: 1.66 (9, 1)	1.0	W	3	0	0	0	0	1	0	0	0	0	0	2	6	0.00	1.000																				

San Francisco Giants @ St. Louis Cardinals
Sportsman's Park, St. Louis, MO
Thu Sep 20 1962, 8:05 PM EDT
Att. 6,497 - Unknown

livebaseballscorecards.com

AB 30
R 4
H 7
RBI 2
BB 5
SO 5
LOB 11



BOTTOM

San Francisco Giants @ St. Louis Cardinals
Sportsman's Park, St. Louis, MO

Thu Sep 20 1962, 8:05 PM EDT
Att. 6,497 - Unknown

livebaseballscorecards.com

AB	31
R	5
H	7
RBI	3
BB	7
SO	4
LOB	19



WP:	0	PA:	41
PB:	0		
SB:	0		
CS:	0		

AB R H RBI BB SO LOB

5	0	1	0	0	0	3
2	1	1	0	2	0	0
2	0	1	2	2	0	1
0	1	0	0	0	0	0
4	0	0	0	1	0	6
5	0	2	1	0	1	2
3	0	0	0	0	1	1
1	0	0	0	0	0	3
0	0	0	0	0	0	0
3	0	1	0	1	1	1
3	1	1	0	0	0	1
2	1	0	0	0	1	0
0	1	0	0	1	0	0
0	0	0	0	0	0	0
0	0	0	0	0	0	0
1	0	0	0	0	0	1
0	0	0	0	0	0	0

Batter	1	2	3	4	5	6	7	8	9
Julian Javier, R (1, 4) OBP: 0.320, SLG: 0.365	0-0 F8		0-0 HBP 1B		0-0 1-3		0-0 F3	0-0 5-3	
Curt Flood, R (1, 8) OBP: 0.345, SLG: 0.420	0-0 5-3		1-0 HBP		4-0 E BB		4-0 E BB	0-0 1B BLK 1B	
Stan Musial, L (1, 7) OBP: 0.414, SLG: 0.504 Mike Shannon, R (9, PR) OBP: 0.100, SLG: 0.100	4-0 BB		0-0 SF9		0-0 G3		4-0 E BB	0-0 1B BLK 1B	
Bill White, L (1, 3) OBP: 0.380, SLG: 0.481	0-0 G3		0-0 3-H		0-0 6-3		0-0 1-2 2-3 3-H	4-0 1B IBB	
Ken Boyer, R (1, 5) OBP: 0.376, SLG: 0.482		0-0 6-3		0-3 K		0-0 1B	0-0 1-2 2-3 3-H	0-0 1B	
Gene Oliver, R (1, 2) OBP: 0.347, SLG: 0.429 Fred Whitfield, L (7, PH) OBP: 0.299, SLG: 0.477 Jimmie Schaffer, R (8, 2) OBP: 0.301, SLG: 0.303		0-3 K		0-0 F7		0-0 F9	0-0 F8		
Gary Kolb, L (1, 9) OBP: 0.571, SLG: 0.500		0-3 K		0-0 1B		0-0 4-3		4-0 F8 SH1-4 BB	
Julio Gotay, R (1, 6) OBP: 0.317, SLG: 0.310			0-0 F4		0-0 5-3		0-0 BB BB 1B	0-0 SH1-4	
Ernie Broglio, R (1, 1) OBP: 0.143, SLG: 0.118 Red Schoendienst, S (7, PH) OBP: 0.349, SLG: 0.373 Lindy McDaniel, R (8, 1) OBP: 0.174, SLG: 0.095 Carl Sawatski, L (8, PH) OBP: 0.359, SLG: 0.488 Charlie James, R (8, PH) OBP: 0.304, SLG: 0.394 Bob Duliba, R (9, 1)			0-0 E4 HBP 1B SF9		0-3 K		4-0 BB BB 1B	0-0 F8	

Inning Stats	R: 0 H: 0 E: 0 K: 3	H: 0 LOB: 1 BB: 1 P: 7	R: 0 H: 0 E: 0 K: 2 S: 7	H: 0 LOB: 0 BB: 0 P: 7	R: 1 H: 1 E: 1 K: 0 S: 5	H: 1 LOB: 2 BB: 0 P: 6	R: 0 H: 1 E: 0 K: 1 S: 6	H: 1 LOB: 1 BB: 0 P: 6	R: 0 H: 0 E: 1 K: 5 S: 5	H: 0 LOB: 1 BB: 1 P: 9	R: 0 H: 1 E: 0 K: 4 S: 4	H: 1 LOB: 1 BB: 0 P: 4	R: 2 H: 1 E: 1 K: 0 S: 5	H: 1 LOB: 3 BB: 3 P: 17	R: 0 H: 0 E: 0 K: 3 S: 3	H: 0 LOB: 1 BB: 1 P: 7	R: 2 H: 3 E: 0 K: 0 S: 3	H: 3 LOB: 2 BB: 1 P: 7	1B: 7 2B: 0 3B: 0 HR: 0	SF: 1 SAC: 1 DP: 0 HBP: 1
--------------	---------------------	------------------------	--------------------------	------------------------	--------------------------	------------------------	--------------------------	------------------------	--------------------------	------------------------	--------------------------	------------------------	--------------------------	-------------------------	--------------------------	------------------------	--------------------------	------------------------	-------------------------	---------------------------

PITCHER	IP	WLS	BF	H	R	ER	SO	BB	IBB	HBP	BLK	WP	HR	S	P	ERA	WHIP
Jack Sanford, R (1, 1) ERA: 3.41	6.1		29	4	3	1	4	4	0	1	0	0	0	32	49	1.42	1.263
Billy Pierce, L (7, 1) ERA: 3.72	0.1		2	0	0	0	0	1	0	0	0	0	0	1	5	0.00	3.000
Bobby Bolin, R (7, 1) ERA: 3.57	0.2		4	0	0	0	0	1	0	0	0	0	0	3	7	0.00	1.500
Richard LeMay, L (8, 1) ERA: 7.71	0.2	L	4	2	2	2	0	0	0	0	0	0	0	4	4	27.00	3.000
Don Larsen, R (9, 1) ERA: 4.52	0.0		2	1	0	0	0	0	1	0	1	0	0	1	5	∞	∞

PITCHER	IP	WLS	BF	H	R	ER	SO	BB	IBB	HBP	BLK	WP	HR	S	P	ERA	WHIP
---------	----	-----	----	---	---	----	----	----	-----	-----	-----	----	----	---	---	-----	------

Batter	1	2	3	4	5	6	7	8	9	AB R H RBI BB SO LOB	TOP			
Harvey Kuenn, R (1, 7) OBP: 0.376, SLG: 0.446	0-0 1B 1B		0-0 F8 1B	0-0 F3 1B		0-0 FC6-4 1B 1-2f	0-0 6-3			5 2 1 0 0 0 3	San Francisco Giants @ Houston Colt 45's Colt Stadium, Houston, TX Fri Sep 21 1962, 8:05 PM EDT Att. 12,180 - Unknown - 74 F			
Chuck Hiller, L (1, 4) Ernie Bowman, R (9, 4) OBP: 0.334, SLG: 0.332 OBP: 0.233, SLG: 0.293	0-0 1B 1-2 1B		0-0 1B 1B	0-0 3-1		0-0 1B 1-2 1B		0-0 F7		5 3 3 0 0 0 0 0 0 0 0 0 0 0				
Felipe Alou, R (1, 9) OBP: 0.356, SLG: 0.521	0-0 E9 1-2 1B		0-0 1B 1-2 1B	0-0 F9		0-0 1B 1-2 2-3 1B		0-3 K		5 1 3 1 0 1 0				
Willie Mays, R (1, 8) Matty Alou, L (6, 8) OBP: 0.379, SLG: 0.613 OBP: 0.321, SLG: 0.329	0-0 1B		0-0 1B 1-2 2-H 1B		0-0 F7 1B 2B	0-0 G3-6-3 1-3 2-H 3-H 1B		0-0 3B		4 2 4 3 0 0 0 1 0 1 0 0 0 0				
Orlando Cepeda, R (1, 3) OBP: 0.345, SLG: 0.514	0-3 K		0-0 1B 1-3 2-H 1B		0-0 F7 2-3	0-0 G3-6-3 1-2f		0-3 K		5 1 1 1 0 2 5				
Jim Davenport, R (1, 5) OBP: 0.358, SLG: 0.461	0-0 F8		4-0 1B 4-3 BB		0-0 WP 3-H 1B		4-0 FC3-6 BB		0-0 F7	3 1 1 1 2 0 1				
Tom Haller, L (1, 2) OBP: 0.375, SLG: 0.492		0-0 F7	0-0 1B 1-3 2-H 3-H 1B		0-0 4-3		0-0 FC3-6 1-2f 1B		0-0 F7	5 1 1 2 0 0 2				
Jose Pagan, R (1, 6) OBP: 0.311, SLG: 0.354		0-0 F7	0-0 4-3 1-2 3-H 1B		0-0 6-3		0-0 1B 1-3 1B		0-0 1-3	5 0 1 1 0 0 2				
Gaylord Perry, R (1, 1) Stu Miller, R (9, 1) OBP: 0.231, SLG: 0.231 OBP: 0.200, SLG: 0.143		0-3 K	0-0 1B 2-H			0-0 FC6-4 1B		0-3 K		4 0 2 1 0 2 2 0 0 0 0 0 0 0				
Inning Stats	R: 2 E: 1 K: 1 S: 8 H: 4 LOB: 1 BB: 0 P: 8	R: 0 E: 0 K: 1 S: 5 H: 0 LOB: 0 BB: 0 P: 5	R: 6 E: 0 K: 0 S: 8 H: 6 LOB: 1 BB: 1 P: 12	R: 0 E: 0 K: 0 S: 3 H: 0 LOB: 0 BB: 0 P: 3	R: 1 E: 0 K: 0 S: 5 H: 2 LOB: 1 BB: 0 P: 5	R: 2 E: 0 K: 0 S: 6 H: 4 LOB: 1 BB: 0 P: 6	R: 0 E: 0 K: 1 S: 6 H: 1 LOB: 2 BB: 1 P: 10	R: 0 E: 0 K: 2 S: 8 H: 1 LOB: 1 BB: 0 P: 8	R: 0 E: 0 K: 0 S: 3 H: 0 LOB: 0 BB: 0 P: 3	1B: 16 2B: 1 3B: 1 HR: 0 SF: 0 SAC: 0 DP: 1 HBP: 0	WP: 2 PB: 0 SB: 0 CS: 0 PA: 44			
PITCHER	IP WLS BF H R ER SO BB IBB HBP BLK WP HR S P ERA WHIP												PITCHER	IP WLS BF H R ER SO BB IBB HBP BLK WP HR S P ERA WHIP
George Brunet, L (1, 1) ERA: 3.97	0.1 L 4 4 2 2 0 0 0 0 0 0 0 0 4 4 54.00 12.000													
Dick Drott, R (1, 1) ERA: 8.03	2.0 12 5 6 6 2 1 0 0 0 0 0 0 15 19 27.00 3.000													
Bobby Tiefenauer, R (3, 1) ERA: 3.38	1.2 5 1 0 0 0 0 0 0 0 0 0 0 5 5 0.00 0.600													
Hal Woodeshick, L (5, 1) ERA: 4.39	3.0 16 7 3 3 1 1 0 0 0 1 0 17 21 9.00 2.667													
Jim Umbricht, R (8, 1) ERA: 2.29	2.0 7 1 0 0 2 0 0 0 0 0 0 0 11 11 0.00 0.500													

livebaseballscorecards.com

AB	42
R	11
H	18
RBI	10
BB	2
SO	5
LOB	15



Batter	1	2	3	4	5	6	7	8	9	AB R H RBI BB SO LOB	TOP																
Harvey Kuenn, R OBP: 0.376, SLG: 0.450 (1, 5) (6, 7)	0-3 K		0-0 1B 3B	0-0 1B			0-0 G3		0-0 F2	5 1 2 0 0 1 0																	
Chuck Hiller, L OBP: 0.333, SLG: 0.329 (1, 4)	4-0 L4-3 BB		0-0 F7	0-0 5-3			0-0 4-3		0-0 F8	4 0 0 0 1 0 2																	
Felipe Alou, R OBP: 0.355, SLG: 0.518 (1, 9)	0-0 L4-3 1-2		4-0 1B 1B BB				0-0 6-3		0-0 1-3	4 1 0 0 1 0 1																	
Willie McCovey, L OBP: 0.371, SLG: 0.591 Jim Davenport, R OBP: 0.357, SLG: 0.460 (1, 7) (6, 5)		0-0 PB 1B SF7 1B	0-0 F4				0-0 CS 1B		0-0 L1	3 1 2 0 0 0 2 1 0 0 0 0 0 0																	
Willie Mays, R OBP: 0.381, SLG: 0.619 (1, 8)		0-0 SF7 PB 2B 1B 1-2	0-0 1B 1B	1-3 1B		0-3 K 1-2			0-0 HR	4 2 3 2 0 1 1																	
Orlando Cepeda, R OBP: 0.346, SLG: 0.514 (1, 3)		0-0 SF7	0-0 1B	1-3 3-H 1B			0-0 FC5-6 1B		0-0 E6 1B	3 0 2 2 0 0 0																	
Tom Haller, L OBP: 0.377, SLG: 0.496 (1, 2)		0-0 3-H 2B	0-0 K	0-3 K			0-0 FC5-6 1-2		0-0 1B	4 0 2 1 0 1 3																	
Jose Pagan, R OBP: 0.309, SLG: 0.352 (1, 6)		0-0 F7		0-0 5-3			0-0 F9		0-0 F4	4 0 0 0 0 0 4																	
Juan Marichal, R OBP: 0.256, SLG: 0.235 Bobby Bolin, R OBP: 0.292, SLG: 0.348 Stu Miller, R OBP: 0.188, SLG: 0.133 Billy Pierce, L OBP: 0.288, SLG: 0.245 Jack Sanford, R OBP: 0.200, SLG: 0.202 (1, 1) (6, 1) (6, 1) (9, 1) (9, 1)	0-3 K		0-0 F2				0-3 K		0-0 F2	3 0 0 0 0 2 2 0 0 0 0 0 0 0 1 0 0 0 0 0 2 0 0 0 0 0 0 0 0 0 0 0 0 0 0																	
Inning Stats	R: 0 E: 0 K: 1 S: 4	H: 0 LOB: 0 BB: 1 P: 8	R: 2 E: 0 K: 1 S: 8	H: 3 LOB: 1 BB: 0 P: 8	R: 2 E: 0 K: 1 S: 8	H: 3 LOB: 2 BB: 1 P: 12	R: 0 E: 0 K: 0 S: 4	H: 1 LOB: 1 BB: 0 P: 4	R: 0 E: 0 K: 1 S: 5	H: 1 LOB: 0 BB: 0 P: 5	R: 0 E: 0 K: 1 S: 6	H: 1 LOB: 1 BB: 0 P: 6	R: 0 E: 0 K: 0 S: 3	H: 0 LOB: 0 BB: 0 P: 3	R: 1 E: 1 K: 0 S: 6	H: 2 LOB: 2 BB: 0 P: 6	R: 0 E: 0 K: 0 S: 3	H: 0 LOB: 0 BB: 0 P: 3	1B: 8 2B: 2 3B: 1 HR: 1	SF: 1 SAC: 0 DP: 1 HBP: 0	WP: 0 PB: 1 SB: 0 CS: 1	PA: 39					
PITCHER	IP	WLS	BF	H	R	ER	SO	BB	IBB	HBP	BLK	WP	HR	S	P	ERA	WHIP										
Ken Johnson, R ERA: 3.73 (1, 1)	2.2		15	6	4	4	2	2	0	0	0	0	0	17	25	13.50	3.000										
Bobby Tiefenauer, R ERA: 3.27 (3, 1)	2.1		8	2	0	0	2	0	0	0	0	0	0	12	12	0.00	0.857										
George Brunet, L ERA: 3.96 (6, 1)	2.1		11	3	1	1	1	0	0	0	0	0	1	13	13	3.86	1.286										
Don McMahon, R ERA: 1.69 (8, 1)	0.2		2	0	0	0	0	0	0	0	0	0	0	2	2	0.00	0.000										
Jim Umbricht, R ERA: 2.25 (9, 1)	1.0	W	3	0	0	0	0	0	0	0	0	0	0	3	3	0.00	0.000										

San Francisco Giants @ Houston Colt 45's
Colt Stadium, Houston, TX

AB	36
R	5
H	11
RBI	5
BB	2
SO	5
LOB	17



Sat Sep 22 1962, 8:05 PM EDT
Att. 17,125 - Unknown - 82 F

livebaseballscorecards.com

BOTTOM

San Francisco Giants @ Houston Colt 45's
Colt Stadium, Houston, TX
Sat Sep 22 1962, 8:05 PM EDT
Att: 17,125 - Unknown - 82 F

livebaseballscores.com

AB 34
R 6
H 11
RBI 5
BB 5
SO 7
LOB 14



WP: 0 PA: 41
PB: 0
SB: 0
CS: 0

AB R H RBI BB SO LOB

4 3 3 1 1 0 0

2 1 0 0 2 0 1

3 1 1 0 2 0 1

4 0 1 0 0 1 4
0 0 0 0 0 0 0

5 1 2 3 0 0 1

4 0 1 0 0 1 0

4 0 2 1 0 2 1

2 0 0 0 0 0 1
2 0 1 0 0 0 2

0 0 0 0 0 0 0
1 0 0 0 0 0 1
1 0 0 0 0 0 1
1 0 0 0 0 0 1
0 0 0 0 0 0 0
1 0 0 0 0 1 2
0 0 0 0 0 0 0

1B: 10 SF: 0
2B: 1 SAC: 1
3B: 0 DP: 2
HR: 1 HBP: 1

Batter	1	2	3	4	5	6	7	8	9
Carl Warwick, R OBP: 0.313, SLG: 0.415 (1, 8)	0-0 HR		0-0 1-3			0-0 1B BB G4-6-3 1B	4-0 BB BB		0-0 HBP SH3-4 1B
Joey Amalfitano, R OBP: 0.321, SLG: 0.307 (1, 4) (7, 5)	0-0 1-3		4-0 BB			4-0 G4-6-3 1B 1-2 BB	0-0 F9		0-0 SH3-4 1-2
Dave Roberts, L OBP: 0.298, SLG: 0.325 (1, 7)	0-0 F7		0-0 G3			0-0 G4-6-3 1B 1-2 2-3	4-0 BB		4-0 HBP 1B BB
Norm Larker, L OBP: 0.360, SLG: 0.369 (1, 3) Jim Pendleton, R OBP: 0.276, SLG: 0.370 (9, PH)	0-0 FC6-4 1B			0-0 6-3		0-0 G4-6-3 1-2 2-3 3-H	0-3 K		1-0 HBP 1B
Roman Mejias, R OBP: 0.327, SLG: 0.445 (1, 9)	0-0 FC6-4 1-2f			0-0 6-3		0-0 1B 1B 3-H		0-0 F8	0-0 1-2 2-H 3-H 1B
Bob Aspromonte, R OBP: 0.340, SLG: 0.389 (1, 5) (7, 6)		0-3 K		0-0 F3		0-0 1B 1B 1-2		0-0 E6 1B	
Merritt Ranew, L OBP: 0.298, SLG: 0.407 (1, 2)		0-3 K			0-0 L3 1B	0-0 1-3 2-H 1B		0-3 K	
J C Hartman, R OBP: 0.238, SLG: 0.246 Billy Goodman, L OBP: 0.304, SLG: 0.289 (6, PH) (7, 4)		0-0 F3			0-0 F7	0-0 G3		0-0 1B	
Ken Johnson, R OBP: 0.094, SLG: 0.098 Bobby Tiefenauer, R (3, 1) Al Spangler, L OBP: 0.391, SLG: 0.374 George Brunet, R OBP: 0.118, SLG: 0.063 Don McMahon, R OBP: 0.083, SLG: 0.083 Hal Smith, R OBP: 0.280, SLG: 0.379 Jim Umbricht, R OBP: 0.111, SLG: 0.111 (8, PH) (9, 1)		0-3 K			0-0 L3 1-2		0-3 K	0-3 K	

Inning Stats	R: 1	H: 2	E: 0	K: 5	H: 0	LOB: 1	BB: 0	P: 5	R: 0	H: 0	E: 0	K: 2	S: 7	R: 0	H: 0	E: 0	K: 1	S: 5	R: 0	H: 0	E: 0	K: 0	S: 3	R: 0	H: 1	E: 0	K: 0	S: 3	R: 3	H: 5	E: 0	K: 0	S: 7	R: 0	H: 0	E: 0	K: 2	S: 7	R: 0	H: 1	E: 1	K: 2	S: 9	R: 2	H: 2	E: 0	K: 0	S: 3
--------------	------	------	------	------	------	--------	-------	------	------	------	------	------	------	------	------	------	------	------	------	------	------	------	------	------	------	------	------	------	------	------	------	------	------	------	------	------	------	------	------	------	------	------	------	------	------	------	------	------

PITCHER	IP	WLS	BF	H	R	ER	SO	BB	IBB	HBP	BLK	WP	HR	S	P	ERA	WHIP
Juan Marichal, R ERA: 3.26 (1, 1)	5.0		21	5	4	4	3	2	0	0	0	0	1	25	33	7.20	1.400
Bobby Bolin, R ERA: 3.64 (6, 1)	0.2		4	3	0	0	0	0	0	0	0	0	0	4	4	0.00	4.500
Stu Miller, R ERA: 4.28 (6, 1)	2.2	L	14	2	2	2	4	3	0	0	0	0	0	19	31	6.75	1.875
Billy Pierce, L ERA: 3.72 (9, 1)	0.0		1	0	0	0	0	0	0	1	0	0	0	0	1	∞	∞
Jack Sanford, R ERA: 3.41 (9, 1)	0.0		1	0	0	0	0	0	0	0	0	0	0	1	1	∞	∞

PITCHER	IP	WLS	BF	H	R	ER	SO	BB	IBB	HBP	BLK	WP	HR	S	P	ERA	WHIP
---------	----	-----	----	---	---	----	----	----	-----	-----	-----	----	----	---	---	-----	------

Batter	1	2	3	4	5	6	7	8	9	AB	R	H	RBI	BB	SO	LOB	TOP					
Harvey Kuenn, R (1, 5) OBP: 0.375, SLG: 0.448 Jim Davenport, R (6, 5) OBP: 0.356, SLG: 0.459	0-0 5-3	0-0 6-3			0-0 SH 1B	0-3 K	0-0 6-3			4 1	1 1	0 0	0 0	1 0	1 0	3 0						
Chuck Hiller, L (1, 4) OBP: 0.335, SLG: 0.331	4-0 1B BB		0-0 F8		0-0 SH 1B PB	0-0 2B 1B		0-0 1B		3 2	2 2	1 1	1 0	0 0	0 0							
Matty Alou, L (1, 7) OBP: 0.333, SLG: 0.349	0-0 1-3 1B		0-0 G4-6-3 1B		0-0 1-2 2-H 1B	0-0 1-H 3-H 1B HR		0-0 F5		5 1	4 4	3 3	0 0	0 0	1 1							
Willie Mays, R (1, 8) OBP: 0.380, SLG: 0.615	0-0 F5		0-0 G4-6-3 1-2f		0-0 G4-6-3 1-2f 2-3	0-0 HR 1B		0-3 K		5 1	1 1	0 0	0 0	1 1	6 6							
Willie McCovey, L (1, 9) OBP: 0.369, SLG: 0.599 Felipe Alou, R (6, 9) OBP: 0.354, SLG: 0.517	0-0 F8			0-3 K	0-0 F7 3-H	0-0 1-H 3-H HR		0-3 K2-3		4 1	1 0	3 0	0 0	1 0	2 1							
Orlando Cepeda, R (1, 3) OBP: 0.347, SLG: 0.513		0-0 WP 2B 1B		0-0 F3		0-0 K 1B		0-0 6-3		5 1	2 2	0 0	0 0	1 1	0 0							
Ed Bailey, L (1, 2) OBP: 0.336, SLG: 0.450		0-0 1-H 2B		4-0 1B BB		0-0 2B 1B BB 4-3		0-0 F9		3 1	1 1	1 1	2 2	0 0	1 1							
Jose Pagan, R (1, 6) OBP: 0.309, SLG: 0.354		0-0 5-3		0-0 K 1 BB 1		0-0 1-2 1B		0-0 5-3		5 1	2 2	0 0	0 0	0 0	1 1							
Billy O'Dell, S (1, 1) OBP: 0.194, SLG: 0.138		0-3 K		0-0 4-3		0-0 1B 2B 1B		0-0 F7		4 1	1 1	1 1	0 0	1 1	3 3							
Inning Stats	R: 0 E: 0 K: 0 S: 4	H: 1 LOB: 2 BB: 1 P: 8	R: 1 E: 0 K: 1 S: 7	H: 2 LOB: 1 BB: 0 P: 7	R: 0 E: 0 K: 0 S: 3	H: 1 LOB: 0 BB: 0 P: 3	R: 0 E: 0 K: 1 S: 6	H: 1 LOB: 2 BB: 1 P: 10	R: 2 E: 0 K: 0 S: 5	H: 2 LOB: 0 BB: 0 P: 5	R: 7 E: 0 K: 2 S: 14	H: 7 LOB: 1 BB: 1 P: 18	R: 0 E: 0 K: 0 S: 3	H: 0 LOB: 0 BB: 0 P: 3	R: 0 E: 0 K: 2 S: 8	H: 1 LOB: 1 BB: 0 P: 8	R: 0 E: 0 K: 0 S: 3	H: 0 LOB: 0 BB: 0 P: 3	1B: 11 2B: 3 3B: 0 HR: 1	SF: 0 SAC: 1 DP: 2 HBP: 0	WP: 1 PB: 1 SB: 0 CS: 0	PA: 44
PITCHER	IP WLS BF H R ER SO BB IBB HBP BLK WP HR S P ERA WHIP																	PITCHER	IP WLS BF H R ER SO BB IBB HBP BLK WP HR S P ERA WHIP			
Bob Bruce, R (1, 1) ERA: 4.17	5.1 L 26 8 5 4 3 3 0 0 0 1 0 29 41 6.75 2.062																					
Bobby Tiefenauer, R (6, 1) ERA: 3.62	0.1 4 3 2 2 1 0 0 0 0 0 0 0 6 6 54.00 9.000																					
Russ Kemmerer, R (6, 1) ERA: 3.78	0.1 4 3 3 3 0 0 0 0 0 0 0 1 4 4 81.00 9.000																					
Jim Umbricht, R (7, 1) ERA: 2.14	3.0 10 1 0 0 2 0 0 0 0 0 0 0 14 14 0.00 0.333																					

San Francisco Giants @ Houston Colt 45's
 Colt Stadium, Houston, TX
 Sun Sep 23 1962, 4:33 AM EDT
 Att: 9,623 - Unknown - 88 F

AB	40
R	10
H	15
RBI	9
BB	3
SO	6
LOB	18



livebaseballscorecards.com

Batter	1	2	3	4	5	6	7	8	9	AB R H RBI BB SO LOB
Carl Warwick, R OBP: 0.312, SLG: 0.413 (1, 8) (7, 9)	0-3 K ①		0-0 6-3 ②			0-0 G3 ②	0-0 5-3-5 ② ③		0-0 1B ③ 2-H	5 0 1 1 0 1 3
Joey Amalfitano, R OBP: 0.321, SLG: 0.307 Al Heist, R OBP: 0.257, SLG: 0.227 (1, 4) (7, 8)	0-0 F7 ②		0-0 4-3 ③			0-0 BB 1B 1B		0-0 F8 ①	0-0 F9 ③	3 0 1 0 0 0 0 2 0 0 0 0 0 1
Jim Pendleton, R OBP: 0.275, SLG: 0.368 (1, 7)	0-3 K ③			0-0 F7 ①		0-0 BB 1B 1-2		0-0 6-3 ②		4 0 1 0 0 1 0
Norm Larker, L OBP: 0.359, SLG: 0.367 (1, 3)		0-3 K ①		0-0 F7 ②		4-0 BB 1B 1-2 2-3		0-0 F5 ③		3 0 0 0 1 1 0
Roman Mejias, R OBP: 0.327, SLG: 0.445 Jim Umbricht, R OBP: 0.111, SLG: 0.111 Johnny Temple, R OBP: 0.347, SLG: 0.317 (1, 9) (7, 1) (9, PH)		0-0 FC5 1-3 1B		0-0 5-3 ③		0-3 K ③		0-0 E6 ③ 2B		3 0 1 0 0 1 3 0 0 0 0 0 0 0 1 1 0 0 0 0 0
Bob Aspromonte, R OBP: 0.338, SLG: 0.386 (1, 5)		0-0 1-3 ②			0-0 F3 ①		0-0 F9 ①		0-0 F3 ①	4 0 0 0 0 0 2
Hal Smith, R OBP: 0.283, SLG: 0.377 (1, 2)		4-0 BB			0-0 F8 ②		4-0 1B 1B 5-3-5 BB		0-0 E5 ② 2B	2 1 0 0 2 0 1
J C Hartman, R OBP: 0.238, SLG: 0.246 (1, 6)		0-0 FC5 ③ 2-3f			0-3 K ③		0-0 1B 1B 1-2		0-0 F2 ②	4 0 1 0 0 1 4
Bob Bruce, R OBP: 0.349, SLG: 0.216 Bobby Tiefenauer, R Russ Kemmerer, R OBP: 0.462, SLG: 0.364 George Williams, R OBP: 0.429, SLG: 0.571 (1, 1) (6, 1) (6, 1) (6, PH) (7, 4)			0-0 4-3 ①			0-3 K ①	0-0 1B 1B 1-2 2-3		0-0 1B 2B ① 1-H 2-H	1 0 3 1 2 2 0 1 0

Inning Stats	R: 0 E: 0 K: 2 S: 7	H: 0 LOB: 0 BB: 0 P: 7	R: 0 E: 0 K: 1 S: 6	H: 1 LOB: 2 BB: 1 P: 10	R: 0 E: 0 K: 0 S: 3	H: 0 LOB: 0 BB: 0 P: 3	R: 0 E: 0 K: 0 S: 3	H: 0 LOB: 0 BB: 0 P: 3	R: 0 E: 0 K: 1 S: 5	H: 0 LOB: 0 BB: 0 P: 5	R: 0 E: 0 K: 2 S: 9	H: 2 LOB: 3 BB: 1 P: 13	R: 0 E: 0 K: 0 S: 4	H: 2 LOB: 2 BB: 1 P: 8	R: 0 E: 0 K: 0 S: 3	H: 0 LOB: 0 BB: 0 P: 3	R: 3 E: 2 K: 0 S: 7	H: 2 LOB: 1 BB: 0 P: 7	1B: 6 2B: 2 3B: 0 HR: 0	SF: 0 SAC: 0 DP: 1 HBP: 0	WP: 0 PB: 0 SB: 0 CS: 0	PA: 38
PITCHER Billy O'Dell, L ERA: 3.38 (1, 1)	IP 9.0	WLS W	BF 38	H 7	R 3	ER 0	SO 6	BB 3	IBB 0	HBP 0	BLK 0	WP 0	HR 0	S 47	P 59	ERA 0.00	WHIP 1.111	IP WLS BF H R ER SO BB IBB HBP BLK WP HR S P ERA WHIP				

BOTTOM

San Francisco Giants @ Houston Colt 45's
Colt Stadium, Houston, TX

Sun Sep 23 1962, 4:33 AM EDT
Att. 9,623 - Unknown - 88 F

livebaseballscorecards.com

AB	35
R	3
H	7
RBI	3
BB	3
SO	6
LOB	14



Batter	1	2	3	4	5	6	7	8	9	AB R H RBI BB SO LOB	TOP											
Julian Javier, R (1, 4) OBP: 0.324, SLG: 0.367	0-0 F9		0-0 F9			0-0 F6		0-0 F9		4 0 0 0 0 0 3	St. Louis Cardinals @ San Francisco Giants Candlestick Park, San Francisco, CA Tue Sep 25 1962, 10:05 PM EDT Att: 10,965 - Unknown livebaseballscorecards.com											
Curt Flood, R (1, 8) OBP: 0.349, SLG: 0.421	0-0 CS 1B			0-0 F4		0-0 F5		0-0 5-3	4 0 1 0 0 0 0													
Stan Musial, L (1, 7) OBP: 0.414, SLG: 0.502	0-0 F6			0-0 F3			0-0 F6	0-0 F4	4 0 0 0 0 0 1													
Bill White, L (1, 3) OBP: 0.385, SLG: 0.488	0-0 CS 1-2	0-0 F9		0-0 6-3			0-0 1B	0-0 HR	4 1 2 1 0 0 0													
Ken Boyer, R (1, 5) OBP: 0.376, SLG: 0.479			0-0 F9		0-0 1B G6-4-3		0-3 K	0-0 4-3	3 1 1 0 0 1 1													
Julio Gotay, R (8, 5) OBP: 0.316, SLG: 0.309									1 0 0 0 0 0 0													
Gary Kolb, L (1, 9) OBP: 0.400, SLG: 0.357			0-0 F7		0-0 1B G6-4-3		0-3 K		3 0 1 0 0 1 1													
Gene Oliver, R (1, 2) OBP: 0.344, SLG: 0.424				0-0 6-3		0-0 1B G6-4-3		0-0 F7	3 0 0 0 0 0 1													
Dal Maxvill, R (1, 6) OBP: 0.288, SLG: 0.272			4-0 SH3-4 BB		0-0 F4			0-0 1B F9	2 0 1 0 1 0 0													
Ernie Broglio, R (1, 1) OBP: 0.141, SLG: 0.116			0-0 SH3-4					0-0 1B	1 0 0 0 0 0 0													
Fred Whitfield, L (8, PH) OBP: 0.301, SLG: 0.478									1 0 1 0 0 0 0													
Mike Shannon, R (8, PR) OBP: 0.154, SLG: 0.083									0 0 0 0 0 0 0													
Lindy McDaniel, R (8, 1) OBP: 0.174, SLG: 0.095			1-2					1-3 1B	0 0 0 0 0 0 0													
Inning Stats	R: 0 E: 0 K: 0 S: 3	H: 1 LOB: 0 BB: 0 P: 3	R: 0 E: 0 K: 0 S: 3	H: 0 LOB: 0 BB: 0 P: 3	R: 0 E: 0 K: 0 S: 3	H: 0 LOB: 1 BB: 1 P: 7	R: 0 E: 0 K: 0 S: 3	H: 0 LOB: 0 BB: 0 P: 3	R: 1 E: 0 K: 2 S: 4	H: 2 LOB: 0 BB: 0 P: 4	R: 0 E: 0 K: 0 S: 3	H: 0 LOB: 0 BB: 0 P: 3	R: 0 E: 0 K: 2 S: 8	H: 1 LOB: 1 BB: 0 P: 8	R: 0 E: 0 K: 0 S: 4	H: 2 LOB: 2 BB: 0 P: 4	R: 1 E: 0 K: 0 S: 4	H: 1 LOB: 0 BB: 0 P: 4	1B: 6 2B: 0 3B: 0 HR: 1	SF: 0 SAC: 1 DP: 1 HBP: 0	WP: 0 PB: 0 SB: 0 CS: 1	PA: 33
PITCHER Jack Sanford, R (1, 1) ERA: 3.36	IP 9.0	WLS W	BF 32	H 7	R 2	ER 2	SO 2	BB 1	IBB 0	HBP 0	BLK 0	WP 0	HR 1	S 35	P 39	ERA 2.00	WHIP 0.889					



Batter	1	2	3	4	5	6	7	8	9
Harvey Kuenn, R (1, 5) OBP: 0.374, SLG: 0.447 Jim Davenport, R (8, 5) OBP: 0.356, SLG: 0.459	0-0 F8			0-0 F4		0-0 5-3	0-0 1B		
Chuck Hiller, L (1, 4) OBP: 0.336, SLG: 0.331	0-0 F4			4-0 WP 3-1 BB		0-0 1B 1B	0-0 3-1		
Matty Alou, L (1, 9) OBP: 0.337, SLG: 0.352 (9, 7)	0-0 1-3			0-0 3-1		0-0 1B 1B		0-0 G3 1B FC3-6-1-2	
Willie Mays, R (1, 8) OBP: 0.382, SLG: 0.616		0-0 F9		4-0 2-3 BB		0-0 1B 1B		0-0 FC3-6-1-2 G3 1B	
Willie McCovey, L (1, 7) OBP: 0.363, SLG: 0.588 Felipe Alou, R (9, 9) OBP: 0.354, SLG: 0.517		0-3 K		0-0 F7		0-0 F9		0-0 G3	
Orlando Cepeda, R (1, 3) OBP: 0.348, SLG: 0.513		0-0 4-3			0-0 F9	0-0 1B		4-0 FC3-6-1-2 IBB	
Tom Haller, L (1, 2) OBP: 0.382, SLG: 0.502			0-0 L4-3 1B		4-0 FC1-6 BB		0-0 SH5-4 1B 2B	0-0 FC3-6-1-2	
Jose Pagan, R (1, 6) OBP: 0.308, SLG: 0.353			0-0 L4-3		0-0 FC1-6		0-0 SH5-4		
Jack Sanford, R (1, 1) OBP: 0.194, SLG: 0.196			0-0 F3		0-0 F3		0-3 K		


AB	R	H	RBI	BB	SO	LOB
4	0	1	1	0	0	0
0	0	0	0	0	0	0
3	1	1	0	1	0	1
4	2	2	0	0	0	1
3	0	2	1	1	0	0
4	0	0	0	0	1	6
0	0	0	0	0	0	0
3	0	1	1	1	0	0
3	1	2	1	1	0	2
2	0	0	0	0	0	2
3	0	0	0	0	1	2

BOTTOM

St. Louis Cardinals @ San Francisco Giants
Candlestick Park, San Francisco, CA

Tue Sep 25 1962, 10:05 PM EDT
Att. 10,965 - Unknown

AB	29
R	4
H	9
RBI	4
BB	4
SO	2
LOB	14



Inning Stats		R: 0	H: 0	E: 0	LOB: 0	K: 0	BB: 0	S: 3	P: 3
R: 0	H: 0	E: 0	LOB: 0	K: 0	BB: 0	S: 3	P: 3		
R: 0	H: 0	E: 0	LOB: 0	K: 1	BB: 0	S: 5	P: 5		
R: 0	H: 1	E: 0	LOB: 0	K: 0	BB: 0	S: 3	P: 3		
R: 0	H: 0	E: 0	LOB: 2	K: 0	BB: 2	S: 3	P: 11		
R: 0	H: 0	E: 0	LOB: 1	K: 0	BB: 1	S: 3	P: 7		
R: 2	H: 4	E: 0	LOB: 2	K: 0	BB: 0	S: 6	P: 6		
R: 1	H: 2	E: 0	LOB: 1	K: 1	BB: 0	S: 7	P: 7		
R: 1	H: 2	E: 0	LOB: 1	K: 0	BB: 1	S: 4	P: 8		

PITCHER		IP	WLS	BF	H	R	ER	SO	BB	IBB	HBP	BLK	WP	HR	S	P	ERA	WHIP
Ernie Broglio, R (1, 1) ERA: 3.12	7.0	L	29	7	3	3	3	2	3	0	0	0	1	0	30	42	3.86	1.429
Lindy McDaniel, R (8, 1) ERA: 4.12	1.0		5	2	1	1	0	0	0	1	0	0	0	0	4	8	9.00	2.000

WP	HR	S	P	ERA	WHIP
1	0	0	34		
0	0	0	0		
0	0	0	0		
0	0	0	0		
0	0	0	0		

Batter	1	2	3	4	5	6	7	8	9	AB R H RBI BB SO LOB	TOP							
Julian Javier, R (1, 4) OBP: 0.322, SLG: 0.364	0-0 F3		0-0 F7			0-0 F8		0-0 F5		4 0 0 0 0 0 1								
Curt Flood, R (1, 8) OBP: 0.348, SLG: 0.419	0-0 5-3			0-0 E5 FC6-4		0-0 F4		4-0 BB		3 0 0 0 1 0 0								
Charlie James, R (1, 9) OBP: 0.301, SLG: 0.396 Fred Whitfield, L (8, PH) OBP: 0.299, SLG: 0.475 Gary Kolb, L (8, 9) OBP: 0.400, SLG: 0.357	0-0 6-3			0-0 FC6-4 1B 1-2f			0-0 4-3	0-0 G3		3 0 0 0 0 0 1 1 0 0 0 0 0 1 0 0 0 0 0 0 0								
Ken Boyer, R (1, 5) OBP: 0.376, SLG: 0.477		0-0 F9		0-0 G1-6-3 1B 1-2			0-3 K		0-0 6-3	4 0 1 0 0 1 0								
Bill White, L (1, 3) OBP: 0.386, SLG: 0.487		0-0 G5-4-3 1B		0-0 G1-6-3 1-2f			0-0 F9		4-0 BB	3 0 1 0 1 0 2								
Gene Oliver, R (1, 2) OBP: 0.340, SLG: 0.419		0-0 G5-4-3 1-2f			0-0 F3			0-0 5-3	0-0 F4	4 0 0 0 0 0 2								
Mike Shannon, R (1, 7) OBP: 0.188, SLG: 0.133 Carl Sawatski, L (9, PH) OBP: 0.351, SLG: 0.477			0-0 5-3		0-0 4-3			0-0 BB HR 1B	0-3 K	3 1 1 0 0 0 0 1 0 0 0 0 1 1								
Dal Maxvill, R (1, 6) OBP: 0.294, SLG: 0.274			0-0 SH5-4 1B		0-0 5-3			4-0 BB HR BB		2 1 1 0 1 0 0								
Curt Simmons, L (1, 1) OBP: 0.245, SLG: 0.191 Stan Musial, L (8, PH) OBP: 0.415, SLG: 0.511 Bob Duliba, R (8, 1)			0-0 SH5-4 1-2			0-0 6-3		0-0 1-H 2-H HR		1 0 0 0 0 0 0 1 1 1 3 0 0 0 0 0 0 0 0 0 0								
Inning Stats	R: 0 E: 0 K: 0 S: 3	H: 0 LOB: 0 BB: 0 P: 3	R: 0 E: 0 K: 0 S: 3	H: 1 LOB: 0 BB: 0 P: 3	R: 0 E: 0 K: 0 S: 4	H: 1 LOB: 1 BB: 0 P: 4	R: 0 E: 0 K: 0 S: 3	H: 0 LOB: 0 BB: 0 P: 3	R: 0 E: 0 K: 1 S: 5	H: 0 LOB: 0 BB: 0 P: 5	R: 3 E: 0 K: 0 S: 5	H: 2 LOB: 1 BB: 2 P: 13	R: 0 E: 0 K: 1 S: 5	H: 0 LOB: 1 BB: 1 P: 9	1B: 4 2B: 0 3B: 0 HR: 1	SF: 0 SAC: 1 DP: 2 HBP: 0	WP: 0 PB: 0 SB: 0 CS: 0	PA: 34
PITCHER	IP WLS BF H R ER SO BB IBB HBP BLK WP HR S P ERA WHIP																	
Billy Pierce, L (1, 1) ERA: 3.72	7.1 W 27 5 3 3 1 1 0 0 0 0 0 1 28 32 3.68 0.818																	
Don Larsen, R (8, 1) ERA: 4.43	1.2 S 7 0 0 0 1 2 0 0 0 0 0 0 7 15 0.00 1.200																	

St. Louis Cardinals @ San Francisco Giants
 Candlestick Park, San Francisco, CA
 Wed Sep 26 1962, 6:33 AM EDT
 Att. 6,247 - Unknown

livebaseballscorecards.com

AB 30
 R 3
 H 5
 RBI 3
 BB 3
 SO 2
 LOB 8



Batter	1	2	3	4	5	6	7	8	9	AB	R	H	RBI	BB	SO	LOB
Harvey Kuenn, R (1, 7) OBP: 0.371, SLG: 0.443	0-0 F9		0-0 5-3		0-0 6-3		0-0 F9			4	0	0	0	0	0	0
Chuck Hiller, L (1, 4) OBP: 0.336, SLG: 0.330	0-0 F3		0-0 4-3		0-0 E4 1B		0-0 1B			4	1	1	0	0	0	0
Felipe Alou, R (1, 9) OBP: 0.355, SLG: 0.516	0-0 5-3		0-0 FC4-6 1B		0-0 1B		0-0 1-4-3			4	0	2	1	0	0	1
Willie Mays, R (1, 8) OBP: 0.381, SLG: 0.612		4-0 1B 2B BB	0-0 FC4-6 1-2f		0-0 F8			0-0 6-3		3	1	0	0	1	0	2
Orlando Cepeda, R (1, 3) OBP: 0.349, SLG: 0.517		0-0 F6		0-0 F9		0-0 HR		0-0 HR 1B		4	2	2	1	0	0	1
Jim Davenport, R (1, 5) OBP: 0.358, SLG: 0.458		0-0 2B 1B		4-0 BB		0-0 5-3		0-3 K		3	1	1	0	1	1	1
Tom Haller, L (1, 2) OBP: 0.383, SLG: 0.517		0-0 2B		0-3 K		0-3 K		0-0 HR		4	1	2	4	0	2	1
Jose Pagan, R (1, 6) OBP: 0.308, SLG: 0.354		0-0 6-3		0-0 F7		0-0 5-3		0-0 2B		4	0	1	0	0	0	2
Billy Pierce, L (1, 1) OBP: 0.273, SLG: 0.231		0-0 F3			0-0 F7			0-0 6-3		3	0	0	0	0	0	1
Don Larsen, R (8, 1) OBP: 0.200, SLG: 0.280								0-0 4-3		1	0	0	0	0	0	1

Inning Stats		R: 0	H: 0	E: 0	K: 0	S: 3	R: 2	H: 2	E: 0	K: 0	S: 5	R: 0	H: 1	E: 0	K: 0	S: 4	R: 0	H: 0	E: 0	K: 1	S: 5	R: 1	H: 1	E: 1	K: 0	S: 5	R: 1	H: 1	E: 0	K: 1	S: 6	R: 0	H: 1	E: 0	K: 0	S: 4	R: 2	H: 3	E: 0	K: 1	S: 8
PITCHER		IP	WLS	BF	H	R	ER	SO	BB	IBB	HBP	BLK	WP	HR	S	P	ERA	WHIP																							
Curt Simmons, L (1, 1) ERA: 3.72	(1, 1)	7.0	L	30	6	4	3	2	2	0	0	0	0	0	32	40	3.86	1.143																							
Bob Duliba, R (8, 1) ERA: 2.06	(8, 1)	1.0		6	3	2	2	1	0	0	0	0	0	1	8	8	18.00	3.000																							

BOTTOM

St. Louis Cardinals @ San Francisco Giants
Candlestick Park, San Francisco, CA

Wed Sep 26 1962, 6:33 AM EDT
Att. 6,247 - Unknown

livebaseballscorecards.com

AB	34
R	6
H	9
RBI	6
BB	2
SO	3
LOB	10

GIANTS

WP: 0	PA: 36
PB: 0	
SB: 1	
CS: 0	

Batter	1	2	3	4	5	6	7	8	9	AB R H RBI BB SO LOB	TOP
Carl Warwick, R (1, 8) <small>OBP: 0.316, SLG: 0.409</small>	4-0 	0-0 		4-0 		0-0 		4-0 		2 1 1 0 3 0 0	Houston Colt 45's @ San Francisco Giants Candlestick Park, San Francisco, CA Sat Sep 29 1962, 6:33 AM EDT Unknown - 64 F
Al Spangler, L (1, 7) <small>OBP: 0.391, SLG: 0.388</small>	0-0 		4-0 	0-0 		0-0 		0-0 	4 2 1 0 1 0 5		
Johnny Temple, R (1, 4) <small>OBP: 0.351, SLG: 0.319</small> Joey Amalfitano, R (6, PR) <small>OBP: 0.317, SLG: 0.303</small>	0-0 		4-0 		0-0 	4-0 		0-0 	2 2 1 1 2 0 1 1 0 0 0 0 0 2		
Norm Larker, L (1, 3) <small>OBP: 0.360, SLG: 0.371</small>	0-0 		0-0 	0-0 		0-0 		0-0 	5 0 2 2 0 0 3		
Bob Aspromonte, R (1, 5) <small>OBP: 0.334, SLG: 0.379</small>	0-0 		0-0 		0-0 		0-0 	0-0 	5 0 0 0 0 0 3		
Dave Roberts, L (1, 9) <small>OBP: 0.316, SLG: 0.327</small>	0-0 		0-0 		0-0 		0-3 	1-0 	4 0 2 1 0 1 0		
Merritt Ranew, L (1, 2) <small>OBP: 0.288, SLG: 0.392</small>	0-0 			0-0 	0-0 		0-0 	0-0 	5 0 0 0 0 0 4		
J C Hartman, R (1, 6) <small>OBP: 0.253, SLG: 0.262</small>		0-0 		0-0 	0-0 		0-3 		4 0 0 0 0 1 2		
Ken Johnson, R (1, 1) <small>OBP: 0.094, SLG: 0.096</small> George Williams, R (2, PH) <small>OBP: 0.375, SLG: 0.500</small> Bobby Tiefenauer, R (2, 1) <small>OBP: 0.200, SLG: 0.222</small> Billy Goodman, L (8, PH) <small>OBP: 0.308, SLG: 0.294</small> George Brunet, R (8, 1) <small>OBP: 0.111, SLG: 0.059</small>		0-0 		0-0 		0-0 		0-0 	0 0 0 0 0 0 0 1 0 0 0 0 0 0 2 0 1 0 0 0 0 1 0 1 0 0 0 0 0 0 0 0 0 0 0		
Inning Stats	R: 2 H: 3 E: 0 LOB: 2 K: 0 BB: 1 S: 6 P: 10	R: 0 H: 0 E: 0 LOB: 0 K: 0 BB: 0 S: 3 P: 3	R: 2 H: 1 E: 0 LOB: 0 K: 0 BB: 2 S: 3 P: 11	R: 0 H: 1 E: 0 LOB: 2 K: 0 BB: 1 S: 4 P: 8	R: 1 H: 2 E: 1 LOB: 2 K: 0 BB: 0 S: 6 P: 6	R: 0 H: 1 E: 0 LOB: 2 K: 0 BB: 1 S: 4 P: 8	R: 0 H: 0 E: 0 LOB: 0 K: 1 BB: 0 S: 5 P: 5	R: 0 H: 1 E: 0 LOB: 2 K: 1 BB: 1 S: 6 P: 10	R: 0 H: 0 E: 0 LOB: 1 K: 0 BB: 0 S: 3 P: 4	1B: 6 SF: 0 2B: 3 SAC: 0 3B: 0 DP: 1 HR: 0 HBP: 1	WP: 0 PA: 43 PB: 0 SB: 0 CS: 0
PITCHER Jack Sanford, R (1, 1) <small>ERA: 3.46</small> Stu Miller, R (6, 1) <small>ERA: 4.06</small>	IP WLS BF H R ER SO BB IBB HBP BLK WP HR S P ERA WHIP 5.2 W 30 8 5 5 0 5 0 0 0 0 0 0 25 45 7.94 2.294										

AB	36
R	5
H	9
RBI	4
BB	6
SO	2
LOB	20



Batter	1	2	3	4	5	6	7	8	9
Chuck Hiller, L OBP: 0.340, SLG: 0.332 (1, 4)	4-0 BB 1B SF9 BB	0-3 K	0-0 F5			4-0 FC6-4 BB		0-0 FC6-4 BB 1B	
Matty Alou, L OBP: 0.340, SLG: 0.355 (1, 9) (7, 7)	0-0 BB 1-2 1B 1B	0-0 E S 1B 1B		0-0 4-3		0-0 FC6-4 FC4-6 S 1-2f		0-3 K	
Willie Mays, R OBP: 0.380, SLG: 0.608 (1, 8)	0-0 F4	0-0 F8 1-3		0-0 6-3		0-0 E4 FC4-6 1-2		4-0 FC6-4 BB 1-2	
Willie McCovey, L OBP: 0.369, SLG: 0.604 Felipe Alou, R OBP: 0.354, SLG: 0.515 (1, 7) (6, PR) (7, 9)	4-0 1B 1-2 2-3 BB	0-0 HR 1B		0-0 HR		0-0 FC4-6 1-2f 2-3		0-0 FC6-4	
Orlando Cepeda, R OBP: 0.349, SLG: 0.520 (1, 3)	0-0 SF9 3-H	0-0 HR 1-2 1B		0-0 HR		0-3 K		0-0 5-3	
Tom Haller, L OBP: 0.386, SLG: 0.524 (1, 2)	0-0 1B 1-3 2-H E 1B	0-0 HR 1-H 2-H HR		0-3 K			0-0 F8		
Jim Davenport, R OBP: 0.357, SLG: 0.456 (1, 5)	0-0 E 1-3 3-H 1B	0-0 6-3			0-3 K		0-3 K		
Jose Pagan, R OBP: 0.307, SLG: 0.352 (1, 6)	0-0 E5 1-H 3-H		0-3 K		0-0 F9		0-0 1B		
Jack Sanford, R OBP: 0.188, SLG: 0.189 Stu Miller, R OBP: 0.176, SLG: 0.125 (1, 1) (6, 1)	0-3 K		0-0 6-3		0-0 6-3		0-0 F6		


Inning Stats	R: 5	H: 3	LOB: 1	K: 1	S: 9	R: 4	H: 4	LOB: 0	K: 1	S: 9	R: 0	H: 0	LOB: 0	K: 1	S: 5	R: 2	H: 2	LOB: 0	K: 1	S: 7	R: 0	H: 0	LOB: 0	K: 1	S: 5	R: 0	H: 0	LOB: 2	K: 1	S: 6	R: 0	H: 1	LOB: 1	K: 1	S: 6	R: 0	H: 1	LOB: 2	K: 1	S: 6
	E: 1	BB: 2	P: 17	E: 0	BB: 0	P: 9	E: 0	LOB: 0	BB: 0	P: 9	E: 0	LOB: 0	BB: 0	P: 5	E: 0	LOB: 0	BB: 0	P: 7	E: 1	LOB: 2	BB: 1	E: 0	LOB: 1	BB: 0	P: 6	E: 0	LOB: 1	BB: 0	P: 10	E: 0	LOB: 1	BB: 1	P: 10	E: 0	LOB: 2	BB: 1	P: 10			

PITCHER	IP	WLS	BF	H	R	ER	SO	BB	IBB	HBP	BLK	WP	HR	S	P	ERA	WHIP
Ken Johnson, R ERA: 3.84 (1, 1)	1.0	L	9	3	5	3	1	2	0	0	0	0	0	9	17	27.00	5.000
Bobby Tiefenauer, R ERA: 4.34 (2, 1)	6.0		27	7	6	6	6	1	0	0	0	0	3	38	42	9.00	1.333
George Brunet, L ERA: 4.5 (8, 1)	1.0		5	1	0	0	1	1	0	0	0	0	0	6	10	0.00	2.000

AB R H RBI BB SO LOB

3	1	1	0	2	1	0
5	2	2	0	0	1	2
4	0	0	0	1	0	4
3	3	2	2	1	0	2
1	0	0	0	0	0	2
4	2	2	2	0	1	4
4	2	2	4	0	1	0
4	1	1	1	0	2	0
4	0	1	0	0	1	0
3	0	0	0	0	1	1
1	0	0	0	0	0	1

AB 36
R 11
H 11
RBI 9
BB 4
SO 8
LOB 16



WP	HR	S	P	ERA	WHIP
0	0	0	0	0	0
0	0	0	0	0	0
0	0	0	0	0	0
0	0	0	0	0	0

PA: 41

Houston Colt 45's @ San Francisco Giants
Candlestick Park, San Francisco, CA
Sat Sep 29 1962, 6:33 AM EDT
Unknown - 64 F

Batter	1	2	3	4	5	6	7	8	9	AB R H RBI BB SO LOB	TOP
Carl Warwick, R (1, 8) <small>OBP: 0.317, SLG: 0.407</small> 	4-0 		4-0 		0-0 		0-0 		0-3 	2 1 0 0 2 1 2	Houston Colt 45's @ San Francisco Giants Candlestick Park, San Francisco, CA Sat Sep 29 1962, 6:38 AM EDT Att: 26,268 - Unknown livebaseballscorecards.com
Johnny Temple, R (1, 4) <small>OBP: 0.347, SLG: 0.316</small> 	0-3 		0-0 		0-0 		0-0 			4 0 0 0 0 1 4	
Dave Roberts, L (1, 7) <small>OBP: 0.344, SLG: 0.365</small> 	0-0 		4-0 		0-0 		0-3 			3 1 2 2 1 1 1	
Norm Larker, L (1, 3) <small>OBP: 0.359, SLG: 0.376</small> 	0-0 		0-0 		0-0 		0-0 			4 1 1 2 0 0 3	
Bob Aspromonte, R (1, 5) <small>OBP: 0.332, SLG: 0.376</small> 	0-0 		0-0 		0-0 		0-3 			4 0 0 0 0 1 2	
Roman Mejias, R (1, 9) <small>OBP: 0.323, SLG: 0.444</small> 	0-0 			0-3 		0-0 		0-0 		4 0 0 0 0 1 2	
Hal Smith, R (1, 2) <small>OBP: 0.286, SLG: 0.383</small> 		0-0 		0-0 		0-0 		0-3 		4 0 1 0 0 1 0	
J C Hartman, R (1, 6) <small>OBP: 0.247, SLG: 0.255</small> 		0-0 		0-0 		0-0 		0-0 		4 0 0 0 0 0 1	
Bob Bruce, R (1, 1) <small>OBP: 0.343, SLG: 0.218</small> 		0-0 			0-0 		0-0 		0-0 	4 1 1 0 0 0 1	
Inning Stats	R: 1 H: 1 E: 0 LOB: 2 K: 1 BB: 1 S: 7 P: 11	R: 0 H: 0 E: 0 LOB: 0 K: 0 BB: 0 S: 3 P: 3	R: 2 H: 1 E: 0 LOB: 0 K: 0 BB: 2 S: 3 P: 11	R: 0 H: 0 E: 0 LOB: 0 K: 1 BB: 0 S: 5 P: 5	R: 1 H: 2 E: 1 LOB: 1 K: 0 BB: 0 S: 5 P: 5	R: 0 H: 1 E: 0 LOB: 1 K: 0 BB: 0 S: 4 P: 4	R: 0 H: 0 E: 1 LOB: 1 K: 1 BB: 0 S: 6 P: 6	R: 0 H: 0 E: 0 LOB: 0 K: 1 BB: 0 S: 5 P: 5	R: 0 H: 0 E: 1 LOB: 1 K: 2 BB: 0 S: 8 P: 8	1B: 2 SF: 0 2B: 2 SAC: 1 3B: 0 DP: 2 HR: 1 HBP: 0	WP: 0 PA: 37 PB: 0 SB: 0 CS: 0
PITCHER Juan Marichal, R (1, 1) <small>ERA: 3.34</small> Stu Miller, R (5, 1) <small>ERA: 3.96</small> Bobby Bolin, R (8, 1) <small>ERA: 3.56</small>	IP WLS BF H R ER SO BB IBB HBP BLK WP HR S P ERA WHIP 4.1 L 21 4 4 4 2 3 0 0 0 0 0 1 22 34 8.31 1.615 2.2 9 1 0 0 1 0 0 0 0 0 0 0 11 11 0.00 0.375 2.0 7 0 0 0 3 0 0 0 0 0 0 0 13 13 0.00 0.000	PITCHER IP WLS BF H R ER SO BB IBB HBP BLK WP HR S P ERA WHIP									

Batter	1	2	3	4	5	6	7	8	9	AB	R	H	RBI	BB	SO	LOB
Harvey Kuenn, R (1, 7) OBP: 0.369, SLG: 0.441	0-0 1-3 1-3	0-0 FC5-2 FC5-2			0-0 F4 F4		0-0 6-3 6-3			4	0	0	0	0	0	4
Chuck Hiller, L (1, 4) OBP: 0.338, SLG: 0.329	0-0 1-3 1-3	0-0 F9 F9			0-3 K K			0-0 F2 F2		4	0	0	0	0	1	3
Matty Alou, L (1, 9) OBP: 0.343, SLG: 0.379	0-0 HR HR		0-0 F8 F8		0-0 3-1 3-1			0-0 2B 2B		4	1	2	1	0	0	0
Willie Mays, R (1, 8) OBP: 0.379, SLG: 0.605	0-0 1-3 1-3		0-0 F7 F7		0-3 K K			4-0 BB BB		3	0	0	0	1	1	0
Orlando Cepeda, R (1, 3) OBP: 0.349, SLG: 0.520		0-0 SH5-4 1B SH5-4 1B	0-0 1B 1B		0-3 K K			0-0 F7 F7		4	1	2	0	0	1	2
Tom Haller, L (1, 2) OBP: 0.385, SLG: 0.519		1-0 1B SH5-4 1B SH5-4	0-3 K K		0-3 K K			0-0 F7 F7		3	0	0	0	0	2	3
Jim Davenport, R (1, 5) OBP: 0.355, SLG: 0.453		0-0 SH5-4 SH5-4		0-3 K K			0-0 F7 F7		0-3 K K	3	0	0	0	0	2	0
Jose Pagan, R (1, 6) OBP: 0.309, SLG: 0.353		4-0 FC5-2 1B FC5-2 1B		0-0 K S K S			0-3 K K		0-0 F8 F8	2	0	1	0	1	1	0
Felipe Alou, R (9, PH) OBP: 0.353, SLG: 0.514		0-0 IBB IBB		0-3 K K					0-0 4-3 4-3	1	0	0	0	0	0	0
Juan Marichal, R (1, 1) OBP: 0.293, SLG: 0.241		0-0 FC5-2 1B FC5-2 1B		0-3 K K			1-0 WP WP			2	0	1	1	0	1	1
Stu Miller, R (5, 1) OBP: 0.176, SLG: 0.125										0	0	0	0	0	0	0
Ed Bailey, L (7, PH) OBP: 0.340, SLG: 0.465										0	0	0	0	0	0	0
Billy O'Dell, S (7, PR) OBP: 0.191, SLG: 0.136										0	0	0	0	0	0	0
Bobby Bolin, R (8, 1) OBP: 0.292, SLG: 0.348										0	0	0	0	0	0	0
Willie McCovey, L (9, PH) OBP: 0.368, SLG: 0.601										1	0	0	0	0	0	0

Inning Stats	R: 1	H: 1	E: 0	LOB: 0	K: 0	BB: 0	S: 4	P: 4	R: 1	H: 2	E: 0	LOB: 3	K: 0	BB: 1	S: 5	P: 10	R: 0	H: 1	E: 0	LOB: 1	K: 1	BB: 0	S: 6	P: 6	R: 0	H: 1	E: 0	LOB: 0	K: 2	BB: 0	S: 7	P: 7	R: 0	H: 0	E: 0	LOB: 0	K: 1	BB: 0	S: 5	P: 5	R: 0	H: 0	E: 0	LOB: 0	K: 3	BB: 0	S: 9	P: 9	R: 0	H: 0	E: 0	LOB: 2	K: 1	BB: 0	S: 5	P: 6	R: 0	H: 1	E: 0	LOB: 2	K: 0	BB: 1	S: 4	P: 8	R: 0	H: 0	E: 0	LOB: 0	K: 1	BB: 0	S: 5	P: 5	R: 0	H: 0	E: 0	LOB: 0	K: 1	BB: 0	S: 5	P: 5	1B: 4	SF: 0	2B: 1	SAC: 1	3B: 0	DP: 0	HR: 1	HBP: 2	WP: 1	PA: 36	PB: 0	SB: 1	CS: 0	ERA	WHIP
PITCHER Bob Bruce, R (1, 1) ERA: 4.06	IP	WLS	BF	H	R	ER	SO	BB	IBB	HBP	BLK	WP	HR	S	P	ERA	WHIP	IP	WLS	BF	H	R	ER	SO	BB	IBB	HBP	BLK	WP	HR	S	P	ERA	WHIP																																																													


BOTTOM

Houston Colt 45's @ San Francisco Giants
Candlestick Park, San Francisco, CA

Sat Sep 29 1962, 6:38 AM EDT
Att. 26,268 - Unknown

livebaseballscorecards.com

AB	31
R	2
H	6
RBI	2
BB	2
SO	9
LOB	13



Batter	1	2	3	4	5	6	7	8	9	AB R H RBI BB SO LOB	TOP						
Carl Warwick, R (1, 8) OBP: 0.315, SLG: 0.404	0-0 6-3		0-3 K		0-0 F9		0-0 B1			4 0 0 0 0 1 2	Houston Colt 45's @ San Francisco Giants Candlestick Park, San Francisco, CA Sun Sep 30 1962, 6:33 AM EDT Att. 41,327 - Unknown - 70 F livebaseballscorecards.com						
Johnny Temple, R (1, 4) OBP: 0.344, SLG: 0.312	0-0 F4		0-0 F9		0-0 F2		0-0 5-3			4 0 0 0 0 0 2							
Roman Mejias, R (1, 9) OBP: 0.325, SLG: 0.444	0-0 1B		0-0 F2			0-0 1B	0-0 4-3			4 1 2 0 0 0 1							
Norm Larker, L (1, 3) OBP: 0.358, SLG: 0.374	0-0 4-3			4-0 BB	0-0 P6		0-0 P4			3 0 0 0 1 0 2							
Bob Aspromonte, R (1, 5) OBP: 0.333, SLG: 0.377		0-0 SH1-3 1B		0-0 F9		0-0 1B	0-0 6-3			4 0 2 0 0 0 1							
Jim Pendleton, R (1, 7) OBP: 0.276, SLG: 0.368		0-0 SH1-3		0-0 5-3		0-0 1B	0-0 4-3			2 0 1 1 0 0 1							
Dave Roberts, L (8, PH) OBP: 0.339, SLG: 0.358		1-2		1-2		1-2 2-H 1B				1 0 0 0 0 0 0							
Hal Smith, R (1, 2) OBP: 0.286, SLG: 0.380		4-0 BB		0-0 F6		0-0 F3		0-0 F7		3 0 0 0 1 0 3							
J C Hartman, R (1, 6) OBP: 0.248, SLG: 0.257		0-3 K			0-0 S 1B		0-0 F7			3 0 1 0 0 1 4							
Merritt Ranew, L (9, PH) OBP: 0.287, SLG: 0.390										1 0 0 0 0 0 0							
Turk Farrell, R (1, 1) OBP: 0.190, SLG: 0.269		0-3 K			0-3 K		0-0 2B			3 0 1 0 0 2 3							
Billy Goodman, L (9, PH) OBP: 0.306, SLG: 0.292					1-2 K					1 0 0 0 0 1 0							
Inning Stats	R: 0 H: 1 E: 0 LOB: 1 K: 0 BB: 0 S: 4 P: 4	R: 0 H: 1 E: 0 LOB: 2 K: 2 BB: 1 S: 8 P: 12	R: 0 H: 0 E: 0 LOB: 0 K: 1 BB: 0 S: 5 P: 5	R: 0 H: 0 E: 0 LOB: 1 K: 0 BB: 1 S: 3 P: 7	R: 0 H: 1 E: 0 LOB: 1 K: 1 BB: 0 S: 6 P: 6	R: 1 H: 3 E: 0 LOB: 2 K: 0 BB: 0 S: 6 P: 6	R: 0 H: 1 E: 0 LOB: 1 K: 0 BB: 0 S: 4 P: 4	R: 0 H: 0 E: 0 LOB: 0 K: 0 BB: 0 S: 3 P: 3	R: 0 H: 0 E: 0 LOB: 0 K: 1 BB: 0 S: 5 P: 5	1B: 6 SF: 0 2B: 1 SAC: 1 3B: 0 DP: 0 HR: 0 HBP: 0	WP: 0 PA: 36 PB: 0 SB: 1 CS: 0						
PITCHER	IP WLS BF H R ER SO BB IBB HBP BLK WP HR S P ERA WHIP																
Billy O'Dell, L (1, 1) ERA: 3.46	7.0	30	7	1	1	4	2	0	0	0	0	0	0	36	44	1.29	1.286
Stu Miller, R (8, 1) ERA: 3.88	2.0	W	6	0	0	0	1	0	0	0	0	0	0	8	8	0.00	0.000

Batter	1	2	3	4	5	6	7	8	9
Harvey Kuenn, R (1, 7) Felipe Alou, R (8, 9) OBP: 0.370, SLG: 0.440 OBP: 0.353, SLG: 0.514	0-0 L1		0-0 G6-3 1B		0-0 F7		1-0 HBP		
Matty Alou, L (1, 9) OBP: 0.346, SLG: 0.387 (8, 7)	0-0 2B		0-0 G6-3 1-2f			0-0 FC1-6 1B	0-0 P4		
Willie Mays, R (1, 8) OBP: 0.380, SLG: 0.608	4-0 BB		0-3 K			0-0 P6		0-0 HR	
Willie McCovey, L (1, 3) Orlando Cepeda, R (9, 3) OBP: 0.362, SLG: 0.590 OBP: 0.349, SLG: 0.520	0-0 P6			0-0 P5		0-0 FC1-6 1-2f		0-0 F8	
Ed Bailey, L (1, 2) OBP: 0.339, SLG: 0.474	0-0 P6			0-0 HR		0-0 F3		0-0 F9	
Jim Davenport, R (1, 5) OBP: 0.354, SLG: 0.451		0-0 F3		0-0 G1-6-3 1B			0-0 5-3	0-0 5-3	
Chuck Hiller, L (1, 4) OBP: 0.339, SLG: 0.333		0-0 2B		0-0 G1-6-3 1-2f			0-0 1B 1B		
Jose Pagan, R (1, 6) OBP: 0.309, SLG: 0.353		0-0 F6			0-3 K		0-0 F9 1B		
Billy O'Dell, S (1, 1) Tom Haller, L (7, PH) Stu Miller, R (8, 1) OBP: 0.188, SLG: 0.133 OBP: 0.383, SLG: 0.517 OBP: 0.176, SLG: 0.125		0-3 K			0-3 K		0-0 F9		

Inning Stats	R: 0	H: 1	E: 0	LOB: 2	K: 0	BB: 1	S: 4	P: 8
	R: 0	H: 1	E: 0	LOB: 1	K: 1	BB: 0	S: 6	P: 6
	R: 0	H: 1	E: 0	LOB: 0	K: 1	BB: 0	S: 5	P: 5
	R: 1	H: 2	E: 0	LOB: 0	K: 0	BB: 0	S: 4	P: 4
	R: 0	H: 0	E: 0	LOB: 0	K: 2	BB: 0	S: 7	P: 7
	R: 0	H: 1	E: 0	LOB: 1	K: 0	BB: 0	S: 4	P: 4
	R: 0	H: 2	E: 0	LOB: 3	K: 0	BB: 0	S: 5	P: 6
	R: 1	H: 1	E: 0	LOB: 0	K: 0	BB: 0	S: 4	P: 4

PITCHER	IP	WLS	BF	H	R	ER	SO	BB	IBB	HBP	BLK	WP	HR	S	P	ERA	WHIP
Turk Farrell, R (1, 1) ERA: 3.02	8.0	L	33	9	2	2	4	1	0	1	0	0	2	39	44	2.25	1.250

AB R H RBI BB SO LOB

3	0	1	0	0	0	0
0	0	0	0	0	0	0
4	0	2	0	0	0	4
3	1	1	1	1	1	1
4	0	0	0	0	0	3
0	0	0	0	0	0	0
4	1	1	1	0	0	3
4	0	1	0	0	0	0
3	0	2	0	0	0	1
3	0	1	0	0	1	1
2	0	0	0	0	2	1
1	0	0	0	0	0	2
0	0	0	0	0	0	0

AB	31
R	2
H	9
RBI	2
BB	1
SO	4
LOB	16



Houston Colt 45's @ San Francisco Giants
Candlestick Park, San Francisco, CA

livebaseballscores.com

WP	0	PA	33
PB	0	SB	0
CS	0	ERA	WHIP

Sun Sep 30 1962, 6:33 AM EDT
Att: 41,327 - Unknown - 70 F

Batter	1	2	3	4	5	6	7	8	9	AB R H RBI BB SO LOB	TOP
Maury Wills, S OBP: 0.345, SLG: 0.372 (1, 6)	3-2 F6		1-1 F9			0-0 F6		0-0 6-3		4 0 0 0 0 0 3	<p>Los Angeles Dodgers @ San Francisco Giants Candlestick Park, San Francisco, CA</p> <p>Mon Oct 01 1962, 6:33 AM EDT Att: 32,652 - Unknown</p> <p>livebaseballscorecards.com</p>
Jim Gilliam, S OBP: 0.372, SLG: 0.340 (1, 4)	1-0 F3			1-1 6-3		4-1 BB		2-2 6-3	3 0 0 0 1 0 0		
Tommy Davis, R OBP: 0.372, SLG: 0.531 (1, 7)	2-2 F4			0-1 F7		2-1 L9		3-1 F8	4 0 0 0 0 0 2		
Frank Howard, R OBP: 0.348, SLG: 0.566 (1, 9)		2-3 K		1-1 F6		1-3 K		1-3 K	4 0 0 0 0 3 0		
Lee Walls, R OBP: 0.322, SLG: 0.299 (1, 3)		1-1 F6			1-1 F9		0-0 F8		3 0 0 0 0 0 0		
John Roseboro, L OBP: 0.344, SLG: 0.385 (1, 2)		0-3 K			0-0 F9		0-0 F9		3 0 0 0 0 1 0		
Andy Carey, R OBP: 0.328, SLG: 0.351 (1, 5)			1-2 FC6-4 1B		2-3 K		2-1 F3		3 0 1 0 0 1 0		
Willie Davis, L OBP: 0.335, SLG: 0.457 (1, 8)			0-2 L7		0-0 G3		0-3 K		3 0 0 0 0 1 1		
Sandy Koufax, R Ed Roebuck, R Ken McMullen, R Dick Tracewski, R Larry Sherry, R Jack Smith, R Doug Camilli, R Phil Ortega, R Ron Perranoski, L			0-1 FC6-4 1-2		0-1 BB 1B		3-2 2B		0 0 0 0 0 0 0 1 0 0 0 0 0 0 1 1 0 0 1 0 1 0 0 1 0		
Inning Stats	R: 0 H: 0 E: 0 LOB: 0 K: 0 BB: 0 S: 9 P: 15	R: 0 H: 0 E: 0 LOB: 0 K: 2 BB: 0 S: 8 P: 11	R: 0 H: 1 E: 0 LOB: 1 K: 0 BB: 0 S: 10 P: 12	R: 0 H: 0 E: 0 LOB: 0 K: 0 BB: 0 S: 6 P: 8	R: 0 H: 0 E: 0 LOB: 0 K: 1 BB: 0 S: 6 P: 9	R: 0 H: 1 E: 0 LOB: 2 K: 0 BB: 1 S: 7 P: 13	R: 0 H: 0 E: 0 LOB: 0 K: 1 BB: 0 S: 5 P: 6	R: 0 H: 1 E: 0 LOB: 1 K: 1 BB: 0 S: 12 P: 17	R: 0 H: 0 E: 0 LOB: 0 K: 1 BB: 0 S: 8 P: 14	1B: 2 SF: 0 2B: 1 SAC: 0 3B: 0 DP: 0 HR: 0 HBP: 0	
PITCHER Billy Pierce, L ERA: 3.51 (1, 1)	IP WLS BF H R ER SO BB IBB HBP BLK WP HR S P ERA WHIP										



Batter	1	2	3	4	5	6	7	8	9
Harvey Kuenn, R (1, 7) OBP: 0.366, SLG: 0.435	0-2 F9	1-3 K			3-2 5-3		2-2 4-3	2-1 L9	
Chuck Hiller, L (1, 4) OBP: 0.339, SLG: 0.332	1-1 F5		0-1 L8		0-1 F8		3-2 1B		
Felipe Alou, R (1, 9) OBP: 0.352, SLG: 0.514	1-2 HR 2B		3-2 5-3			1-1 F3	0-0 F6		
Willie Mays, R (1, 8) OBP: 0.384, SLG: 0.620	2-1 HR		3-1 FC6-4 1B			2-2 HR		4-1 BB 2B BB	
Orlando Cepeda, R (1, 3) OBP: 0.344, SLG: 0.523	3-2 G3		0-0 FC6-4			3-2 HR		2-1 F8	
Jim Davenport, R (1, 5) OBP: 0.357, SLG: 0.459		3-2 HR			3-2 F8		1-1 CS BB 1B	4-2 BB 2B BB	
Ed Bailey, L (1, 2) OBP: 0.344, SLG: 0.474		2-1 4-3 SH5-3 1B			1-0 F9		4-1 BB 1-2 2-3 E BB		
Jose Pagan, R (1, 6) OBP: 0.309, SLG: 0.354		0-0 SH5-3			1-3 K		3-3 K 2-3	3-2 E9 1-H 2-H 3-H 2B	
Billy Pierce, L (1, 1) OBP: 0.254, SLG: 0.214		1-0 4-3			0-0 1-3		2-3 K	1-1 6-3	

Inning Stats	R: 2	H: 2	E: 0	K: 13	LOB: 0	BB: 20	S: 20	R: 1	H: 2	E: 0	K: 10	LOB: 1	BB: 0	S: 17	R: 0	H: 1	E: 0	K: 9	LOB: 0	BB: 0	S: 14	R: 0	H: 0	E: 0	K: 6	LOB: 0	BB: 9	R: 2	H: 3	E: 0	K: 14	LOB: 2	BB: 28	R: 0	H: 1	E: 0	K: 12	LOB: 1	BB: 19	R: 3	H: 1	E: 1	K: 13	LOB: 1	BB: 33
--------------	------	------	------	-------	--------	--------	-------	------	------	------	-------	--------	-------	-------	------	------	------	------	--------	-------	-------	------	------	------	------	--------	-------	------	------	------	-------	--------	--------	------	------	------	-------	--------	--------	------	------	------	-------	--------	--------

PITCHER															PITCHER																																			
Sandy Koufax, L (1, 1) ERA: 2.54	IP: 1.0	WLS: 0	BF: 7	H: 4	R: 3	ER: 3	SO: 0	BB: 0	IBB: 0	HBP: 0	BLK: 0	WP: 0	HR: 2	S: 18	P: 30	ERA: 27.00	WHIP: 4.000	Ron Perranoski, L (8, 1) ERA: 2.8	IP: 0.2	WLS: 0	BF: 4	H: 1	R: 1	ER: 0	SO: 0	BB: 1	IBB: 0	HBP: 0	BLK: 0	WP: 0	HR: 0	S: 8	P: 18	ERA: 0.00	WHIP: 3.000															
Ed Roebuck, R (2, 1) ERA: 2.97	4.0		13	1	0	0	2	0	0	0	0	0	0	29	45	0.00	0.250																																	
Larry Sherry, R (6, 1) ERA: 3.2	0.1		4	3	2	2	0	0	0	0	0	0	0	2	10	17	54.00	9.000																																
Jack Smith, R (6, 1) ERA: 4.66	1.2		6	1	0	0	2	1	0	0	0	0	0	0	16	30	0.00	1.200																																
Phil Ortega, R (8, 1) ERA: 6.88	0.1		3	0	2	2	0	2	0	0	0	0	0	0	5	15	54.00	6.000																																

BOTTOM

Los Angeles Dodgers @ San Francisco Giants
Candlestick Park, San Francisco, CA

Mon Oct 01 1962, 6:33 AM EDT
Att. 32,652 - Unknown

AB	R	H	RBI	BB	SO	LOB
5	0	0	0	0	1	2
4	0	1	0	0	0	0
4	1	1	0	0	0	1
3	3	3	3	1	0	0
4	1	1	1	0	0	2
3	2	2	1	1	0	0
2	1	1	0	2	0	0
3	0	1	2	0	2	2
4	0	0	0	0	1	2

AB	32
R	8
H	10
RBI	7
BB	4
SO	4
LOB	9

WP: 0 PA: 37
PB: 0
SB: 1
CS: 1



BOTTOM

San Francisco Giants @ Los Angeles Dodgers
Dodger Stadium, Los Angeles, CA
Tue Oct 02 1962, 3:33 AM PDT
Att. 25,321 - Unknown

livebaseballscorecards.com

AB 29
R 8
H 7
RBI 7
BB 8
SO 7
LOB 11



WP: 0 PA: 42
PB: 0
SB: 1
CS: 1

AB R H RBI BB SO LOB

4	1	0	0	1	1	1
3	1	0	0	2	1	1
3	1	1	0	1	0	0
0	0	0	0	0	0	0
3	0	1	1	1	1	1
2	1	1	0	1	0	0
1	0	1	1	0	0	0
3	1	1	1	1	1	3
2	0	0	0	0	1	3
2	1	1	0	0	1	0
0	0	0	1	0	0	0
0	1	0	0	1	0	0
2	0	0	0	0	0	0
0	0	0	0	0	0	0
1	1	1	3	0	0	0
0	0	0	0	0	0	0
0	0	0	0	0	0	0
1	0	0	0	0	1	1

1B: 5 SF: 2
2B: 2 SAC: 1
3B: 0 DP: 0
HR: 0 HBP: 1

WP: 0	PA: 42
PB: 0	ERA: ∞
SB: 1	WHIP: ∞
CS: 1	

Batter	1	2	3	4	5	6	7	8	9
Maury Wills, S OBP: 0.344, SLG: 0.370 (1, 6)	2-3 K		2-1 4-3		3-2 6-3	1-2 FC3 F9 S		1-2 CS	4-2 SH1-4 BB SF8 BB
Jim Gilliam, S OBP: 0.372, SLG: 0.338 (1, 4) (7, 5)	2-3 K		0-1 F7			2B SF8 BB F9			4-1 SH1-4 BB 1-2 BB
Duke Snider, L OBP: 0.415, SLG: 0.471 Daryl Spencer, R OBP: 0.365, SLG: 0.318 (1, 7) (9, PH)	4-2 BB			1-2 F7		1-1 SF8 1B 2B	1-0 F3		0-0 SH1-4 1-2 2-3
Tommy Davis, R OBP: 0.372, SLG: 0.530 (1, 5) (7, 8)	2-3 K			1-0 1B 1B		2-1 SF8 2-3 3-H	2-2 5-3		4-0 IBB
Wally Moon, L OBP: 0.330, SLG: 0.340 Ron Fairly, L OBP: 0.379, SLG: 0.433 (1, 3) (7, 3)		0-0 F8		1-1 1B 1-2 1B		4-2 1B 1B HBP BB	0-1 1B		0-2 SF8 3-H
Frank Howard, R OBP: 0.349, SLG: 0.564 (1, 9)		4-2 FC4-6 BB		0-0 L8		2-2 HBP 1B 1-2 2B 1B 3-H	1-3 K		
John Roseboro, L OBP: 0.342, SLG: 0.383 Doug Camilli, R OBP: 0.366, SLG: 0.523 (1, 2) (6, PH) (7, 2)		2-2 FC4-6 1-2		1-3 K		3-2 2B HBP 1-2 2B 1B 2-3		1-3 K	
Willie Davis, L OBP: 0.334, SLG: 0.456 Andy Carey, R OBP: 0.333, SLG: 0.351 Larry Burright, R OBP: 0.265, SLG: 0.319 (1, 8) (6, PH) (6, PR) (7, 4)		0-0 L9			0-0 1-3	3-2 2B HBP 1-2 2-3 3-H		4-2 CS BB	
Don Drysdale, R OBP: 0.246, SLG: 0.252 Ed Roebuck, S OBP: 0.231, SLG: 0.231 Lee Walls, R OBP: 0.328, SLG: 0.315 Ron Ferranski, L OBP: 0.153, SLG: 0.071 Jack Smith, R OBP: 0.103, SLG: 0.167 (1, 1) (6, 1) (6, PH) (7, 1) (8, 1) (8, 1)			2-1 F9		1-1 4-3	1-2 E 1-H 2-H 3-H		0-3 K	

Inning Stats	R: 0	H: 0	E: 0	K: 3	S: 13	R: 0	H: 0	E: 0	K: 0	S: 8	R: 0	H: 0	E: 0	K: 0	S: 6	R: 0	H: 2	E: 0	K: 1	S: 12	R: 0	H: 0	E: 0	K: 0	S: 6	R: 7	H: 4	E: 1	K: 0	S: 29	R: 0	H: 1	E: 0	K: 1	S: 10	R: 0	H: 0	E: 0	K: 2	S: 11	R: 1	H: 0	E: 0	K: 0	S: 8	1B: 5	SF: 2	2B: 2	SAC: 1	3B: 0	DP: 0	HR: 0	HBP: 1
--------------	------	------	------	------	-------	------	------	------	------	------	------	------	------	------	------	------	------	------	------	-------	------	------	------	------	------	------	------	------	------	-------	------	------	------	------	-------	------	------	------	------	-------	------	------	------	------	------	-------	-------	-------	--------	-------	-------	-------	--------

PITCHER	IP	WLS	BF	H	R	ER	SO	BB	IBB	HBP	BLK	WP	HR	S	P	ERA	WHIP
Jack Sanford, R ERA: 3.43 (1, 1)	5.0		20	2	1	1	4	3	0	0	0	0	0	47	79	1.80	1.000
Stu Miller, R ERA: 4.12 (6, 1)	0.1		4	2	1	1	0	1	0	0	0	0	0	10	19	27.00	9.000
Billy O'Dell, L ERA: 3.53 (6, 1)	0.0		3	2	4	4	0	0	0	1	0	0	0	11	18	∞	∞
Don Larsen, R ERA: 4.43 (6, 1)	1.2		6	1	1	0	1	0	0	0	0	0	0	16	22	0.00	0.600
Bobby Bolin, R ERA: 3.62 (8, 1)	1.0	L	4	0	1	1	2	2	0	0	0	0	0	14	23	9.00	2.000
PITCHER	IP	WLS	BF	H	R	ER	SO	BB	IBB	HBP	BLK	WP	HR	S	P	ERA	WHIP
Richard LeMay, L ERA: 7.71 (9, 1)	0.0		1	0	0	0	0	1	0	0	0	0	0	1	5	∞	∞
Gaylord Perry, R ERA: 5.23 (9, 1)	0.1		1	0	0	0	0	0	0	0	0	0	0	1	1	0.00	0.000
Mike McCormick, L ERA: 5.38 (9, 1)	0.1		2	0	0	0	0	0	1	0	0	0	0	3	7	0.00	0.000

Batter	1	2	3	4	5	6	7	8	9	AB	R	H	RBI	BB	SO	LOB
Maury Wills, S OBP: 0.347, SLG: 0.373 (1, 6)	0-1 E1 1B		1-0 S 1B		1-0 1B		2-1 S S E 1B		0-2 5-3	5	1	4	0	0	0	0
Jim Gilliam, S OBP: 0.370, SLG: 0.335 (1, 4) (7, 5)	0-0 F4		3-2 F9 1-2		0-0 F8		2-1 F7 1-2		1-2 F8	5	0	0	0	0	0	4
Duke Snider, L OBP: 0.418, SLG: 0.481 (1, 7) Larry Burrett, R OBP: 0.264, SLG: 0.317 (7, 4) Lee Walls, R OBP: 0.325, SLG: 0.312 (9, PH)	0-1 F5			1-1 1B FC5-4 2B		1-2 HR 1B		1-0 F5 2-H	1-1 L8	3	2	2	0	0	0	1
Tommy Davis, R OBP: 0.374, SLG: 0.535 (1, 5) (7, 7)	1-2 F6			2-0 FC5-4 1B		3-1 HR 1-H		4-0 S SH1-4 BB		3	1	2	2	1	0	1
Wally Moon, L OBP: 0.326, SLG: 0.336 (1, 3) Ron Fairly, L OBP: 0.379, SLG: 0.433 (8, 3) (9, 9)		1-0 F3		2-1 F9		0-1 L7		0-0 SH1-4		3	0	0	0	0	0	2
Frank Howard, R OBP: 0.346, SLG: 0.560 (1, 9) Tim Harkness, L OBP: 0.370, SLG: 0.387 (9, 3)		1-0 6-3		3-2 FC5-4 1-2f 3-H		1-1 E6		3-3 K		4	0	0	1	0	1	2
John Roseboro, L OBP: 0.341, SLG: 0.380 (1, 2)		0-0 F4		1-3 K		2-1 F9		4-0 IBB IBB		3	0	0	0	1	1	2
Willie Davis, L OBP: 0.334, SLG: 0.453 (1, 8)			0-1 5-3		1-0 L9		2-2 L3		4-0 IBB	3	0	0	0	1	0	1
Johnny Podres, L OBP: 0.187, SLG: 0.216 (1, 1) Ed Roebuck, R OBP: 0.214, SLG: 0.214 (6, 1) Stan Williams, R OBP: 0.103, SLG: 0.167 (9, 1) Ron Perranoski, L OBP: 0.133, SLG: 0.071 (9, 1)			0-1 4-3		1-3 K		1-0 F3		0-2 5-3	2	0	0	0	0	1	0
										2	0	0	0	0	0	3
										0	0	0	0	0	0	0
										0	0	0	0	0	0	0

Inning Stats	R: 0	H: 1	E: 1	K: 0	S: 8	LOB: 1	BB: 0	P: 9	R: 0	H: 0	E: 0	K: 0	S: 3	LOB: 0	BB: 0	P: 5	R: 0	H: 1	E: 0	K: 0	S: 8	LOB: 1	BB: 0	P: 12	R: 1	H: 2	E: 0	K: 1	S: 11	LOB: 1	BB: 0	P: 20	R: 0	H: 1	E: 0	K: 1	S: 7	LOB: 1	BB: 0	P: 10	R: 2	H: 2	E: 1	K: 0	S: 14	LOB: 1	BB: 0	P: 23	R: 1	H: 1	E: 0	K: 0	S: 6	LOB: 0	BB: 0	P: 12	R: 0	H: 0	E: 0	K: 1	S: 7	LOB: 3	BB: 3	P: 22	R: 0	H: 0	E: 0	K: 0	S: 10	LOB: 0	BB: 0	P: 12	1B: 6	SF: 0	2B: 1	SAC: 1	3B: 0	DP: 0	HR: 1	HBP: 0	WP: 0	PA: 39
--------------	------	------	------	------	------	--------	-------	------	------	------	------	------	------	--------	-------	------	------	------	------	------	------	--------	-------	-------	------	------	------	------	-------	--------	-------	-------	------	------	------	------	------	--------	-------	-------	------	------	------	------	-------	--------	-------	-------	------	------	------	------	------	--------	-------	-------	------	------	------	------	------	--------	-------	-------	------	------	------	------	-------	--------	-------	-------	-------	-------	-------	--------	-------	-------	-------	--------	-------	--------

PITCHER	IP	WLS	BF	H	R	ER	SO	BB	IBB	HBP	BLK	WP	HR	S	P	ERA	WHIP
Juan Marichal, R ERA: 3.36 (1, 1)	7.0		30	8	4	3	2	0	0	0	0	0	1	57	91	3.86	1.143
Don Larsen, R ERA: 4.38 (8, 1)	1.0	W	6	0	0	0	1	1	2	0	0	0	0	7	22	0.00	1.000
Billy Pierce, L ERA: 3.49 (9, 1)	1.0	S	3	0	0	0	0	0	0	0	0	0	0	10	12	0.00	0.000


BOTTOM

San Francisco Giants @ Los Angeles Dodgers
Dodger Stadium, Los Angeles, CA
 Wed Oct 03 1962, 3:33 AM PDT
 Att. 45,693 - Unknown

livebaseballscorecards.com

AB	35
R	4
H	8
RBI	3
BB	3
SO	3
LOB	16



Batter	1	2	3	4	5	6	7	8	9	AB R H RBI BB SO LOB	TOP											
Tony Kubek, L (1, 6) OBP: 0.400, SLG: 0.400	0-3 K	0-0 FC6-4 1B		0-0 F7			0-0 FC5-4 1B	0-0 6-3		5 0 2 0 0 1 2												
Bobby Richardson, R (1, 4) OBP: 0.200, SLG: 0.200	0-0 1B 2B 1B	0-0 FC6-4		0-0 F7			0-0 F7		0-0 F7	5 1 1 0 0 0 3												
Tom Tresh, S (1, 7) OBP: 0.400, SLG: 0.400	0-0 2B 1B		0-0 F9			0-0 4-3	0-0 FC5-4		0-0 S 1B	5 2 2 0 0 0 1												
Mickey Mantle, S (1, 8)	0-3 K		4-0 S BB			0-3 K		0-0 F7	0-0 F7	4 0 0 0 1 2 3												
Roger Maris, L (1, 9) OBP: 0.600, SLG: 0.750	0-0 2B		0-3 K			0-0 4-3		0-0 HBP 1B	4-0 1B BB	4 1 2 2 1 1 1												
Elston Howard, R (1, 2) OBP: 0.800, SLG: 0.667	0-0 P4		4-0 BB			0-0 G5-4-3 1B		1-0 1B SF6 HBP	0-0 1-2 2-H 1B	3 1 2 1 1 0 1												
Bill Skowron, R (1, 3) Dale Long, L (7, 3) OBP: 0.500, SLG: 0.500			4-0 S BB		0-3 K	0-0 G5-4-3		0-0 SF6 1B	0-0 G1-3	2 0 0 0 1 1 3 2 0 1 1 0 0 2	AB 36 R 6 H 11 RBI 6 BB 5 SO 8 LOB 18											
Clete Boyer, R (1, 5) OBP: 0.250, SLG: 1.333		0-3 K		0-0 F8			0-0 HR	0-0 SF6		3 1 1 2 0 1 1												
Whitey Ford, L (1, 1)		0-3 K		0-0 4-3			0-3 K	4-0 BB		3 0 0 0 1 2 1												
Inning Stats	R: 2 E: 0 K: 2 S: 10	H: 3 LOB: 1 BB: 0 P: 10	R: 0 E: 0 K: 2 S: 8	H: 1 LOB: 2 BB: 1 P: 12	R: 0 E: 0 K: 2 S: 7	H: 0 LOB: 2 BB: 2 P: 15	R: 0 E: 0 K: 0 S: 3	H: 0 LOB: 0 BB: 0 P: 3	R: 0 E: 0 K: 1 S: 5	H: 0 LOB: 0 BB: 0 P: 5	R: 0 E: 0 K: 0 S: 3	H: 1 LOB: 0 BB: 0 P: 3	R: 1 E: 0 K: 1 S: 7	H: 2 LOB: 1 BB: 0 P: 7	R: 2 E: 0 K: 0 S: 5	H: 2 LOB: 2 BB: 1 P: 10	R: 1 E: 0 K: 0 S: 5	H: 2 LOB: 2 BB: 1 P: 9	1B: 9 2B: 1 3B: 0 HR: 1	SF: 1 SAC: 0 DP: 1 HBP: 1	WP: 0 PB: 0 SB: 2 CS: 0	PA: 43
PITCHER	IP WLS BF H R ER SO BB IBB HBP BLK WP HR S P ERA WHIP																					
Billy O'Dell, L (1, 1) ERA: 6.14	7.1 L 34 9 5 5 8 3 0 1 0 0 0 1 46 59 6.14 1.636																					
Don Larsen, R (8, 1) ERA: 9.0	1.0 5 1 1 1 0 1 0 0 0 0 0 0 4 8 9.00 2.000																					
Stu Miller, R (9, 1) ERA:	0.2 4 1 0 0 0 1 0 0 0 0 0 0 3 7 0.00 3.000																					

New York Yankees @ San Francisco Giants
 Candlestick Park, San Francisco, CA
 Thu Oct 04 1962, 6:33 AM EDT
 Att: 43,852 - Unknown

AB	36
R	6
H	11
RBI	6
BB	5
SO	8
LOB	18



Batter	1	2	3	4	5	6	7	8	9	AB	R	H	RBI	BB	SO	LOB
Harvey Kuenn, R (1, 7) SS	0-3 K		0-0 5-3	0-0 G1-3			0-0 G1-3		0-0 F8	5	0	0	0	0	1	2
Chuck Hiller, L (1, 4) OBP: 0.250, SLG: 0.500	0-0 P6		0-0 1B 1B 2B		0-3 K		0-0 P5			4	1	1	0	0	1	0
Felipe Alou, R (1, 9) OBP: 0.250, SLG: 0.250	0-0 G1-3		0-0 1B 2-3 1B		0-3 K		0-3 K			4	0	1	0	0	2	0
Willie Mays, R (1, 8) OBP: 0.750, SLG: 0.750		0-0 1B 1B	0-0 1-2 3-H 1B	0-0 G4-6-3 1B	0-0 1B			0-3 K		4	1	3	1	0	1	0
Orlando Cepeda, R (1, 3)		0-3 K	0-0 G4-6-3 1-2f		0-0 F4			0-0 6-3		4	0	0	0	0	1	4
Jim Davenport, R (1, 5) OBP: 0.750, SLG: 0.500		0-0 1B 1-3 1B		4-0 1B BB		0-0 6-3		4-0 BB BB		2	0	1	0	2	0	0
Ed Bailey, L (1, 2)		0-0 F4		0-0 F9		0-0 6-3		0-0 F9		4	0	0	0	0	0	4
Stu Miller, R (9, 1)										0	0	0	0	0	0	0
Jose Pagan, R (1, 6) OBP: 0.750, SLG: 0.750		0-0 FC6 1-2 3-H 1B		0-0 P4		0-0 1B		0-0 G5-4-3 1B		4	0	3	1	0	0	1
Billy O'Dell, S (1, 1) OBP: 0.333, SLG: 0.333		0-0 FC6		0-0 1B		0-0 G1-3			0-0 G5-4-3	3	0	1	0	0	0	3
Don Larsen, R (8, 1)										0	0	0	0	0	0	0
John Orsino, R (9, 2)				1-2 1B					1-2f	1	0	0	0	0	0	1

Inning Stats	R: 0	H: 0	E: 0	K: 1	S: 5	R: 1	H: 3	E: 0	K: 1	S: 8	R: 1	H: 3	E: 0	K: 0	S: 5	R: 0	H: 1	E: 0	K: 0	S: 4	R: 0	H: 1	E: 0	K: 2	S: 8	R: 0	H: 1	E: 0	K: 1	S: 5	R: 0	H: 0	E: 0	K: 1	S: 5	R: 0	H: 0	E: 0	K: 1	S: 3	R: 0	H: 1	E: 0	K: 0	S: 3	1B: 9	2B: 1	3B: 0	HR: 0	SF: 0	SAC: 0	DP: 2	HBP: 0	WP: 0	PA: 37
PITCHER Whitey Ford, L (1, 1) ERA: 2.0	IP	WLS	BF	H	R	ER	SO	BB	IBB	HBP	BLK	WP	HR	S	P	ERA	WHIP															IP	WLS	BF	H	R	ER	SO	BB	IBB	HBP	BLK	WP	HR	S	P	ERA	WHIP							

BOTTOM

New York Yankees @ San Francisco Giants
Candlestick Park, San Francisco, CA

Thu Oct 04 1962, 6:33 AM EDT
Att. 43,852 - Unknown

livebaseballscorecards.com

AB	35
R	2
H	10
RBI	2
BB	2
SO	6
LOB	15



Batter	1	2	3	4	5	6	7	8	9	AB R H RBI BB SO LOB	TOP
Tony Kubek, L (1, 6) OBP: 0.222, SLG: 0.222	0-0 4-3		0-0 F8			0-3 K		0-0 4-3		4 0 0 0 0 1 0	New York Yankees @ San Francisco Giants Candlestick Park, San Francisco, CA Fri Oct 05 1962, 6:33 AM EDT Att: 43,910 - Unknown livebaseballscorecards.com
Bobby Richardson, R (1, 4) OBP: 0.111, SLG: 0.111	0-0 6-3			0-0 6-3		0-0 F8		0-0 G1-3	4 0 0 0 0 0 0		
Tom Tresh, S (1, 7) OBP: 0.444, SLG: 0.375	4-0 BB			0-0 S 1B		0-3 K2-3		0-0 4-3	3 0 1 0 1 1 0		
Mickey Mantle, S (1, 8) OBP: 0.222, SLG: 0.250	0-0 P6			0-0 F5			0-0 3-1	0-0 2B	4 0 1 0 0 0 2		
Roger Maris, L (1, 9) OBP: 0.444, SLG: 0.429		4-0 BB BB BB		0-0 F2			0-0 4-3	0-0 4-3	3 0 0 0 1 0 2		
Yogi Berra, L (1, 2)		0-0 G4-6-3 1-2f		0-0 F7			4-0 BB		2 0 0 0 1 0 1		
Dale Long, L (1, 3) OBP: 0.200, SLG: 0.200		0-3 K		0-0 F2			0-0 F2		3 0 0 0 0 1 1		
Clete Boyer, R (1, 5) OBP: 0.286, SLG: 0.833			0-0 F8		0-0 1B		0-3 K		3 0 1 0 0 1 0		
Ralph Terry, R (1, 1) Johnny Blanchard, L (8, PH) Bud Daley, L (8, 1)			0-3 K		0-0 6-3		0-3 K		2 0 0 0 0 1 1 1 0 0 0 0 1 0 0 0 0 0 0 0 0		
Inning Stats	R: 0 H: 0 E: 0 LOB: 1 K: 0 BB: 1 S: 3 P: 7	R: 0 H: 0 E: 0 LOB: 0 K: 1 BB: 1 S: 4 P: 8	R: 0 H: 0 E: 0 LOB: 0 K: 1 BB: 0 S: 5 P: 5	R: 0 H: 1 E: 0 LOB: 1 K: 0 BB: 0 S: 4 P: 4	R: 0 H: 1 E: 0 LOB: 1 K: 0 BB: 0 S: 4 P: 4	R: 0 H: 0 E: 0 LOB: 0 K: 2 BB: 0 S: 7 P: 7	R: 0 H: 0 E: 0 LOB: 1 K: 0 BB: 1 S: 3 P: 7	R: 0 H: 0 E: 0 LOB: 0 K: 2 BB: 0 S: 7 P: 7	R: 0 H: 1 E: 0 LOB: 1 K: 0 BB: 0 S: 4 P: 4	1B: 2 SF: 0 2B: 1 SAC: 0 3B: 0 DP: 1 HR: 0 HBP: 0	
PITCHER Jack Sanford, R (1, 1) ERA:	IP WLS BF H R ER SO BB IBB HBP BLK WP HR S P ERA WHIP										
	9.0 W 32 3 0 0 6 3 0 0 0 0 0 0 41 53 0.00 0.667										

New York Yankees @ San Francisco Giants
 Candlestick Park, San Francisco, CA
 Fri Oct 05 1962, 6:33 AM EDT
 Att: 43,910 - Unknown

AB	29
R	0
H	3
RBI	0
BB	3
SO	6
LOB	7



Batter	1	2	3	4	5	6	7	8	9	AB R H RBI BB SO LOB	TOP																						
Felipe Alou, R OBP: 0.273, SLG: 0.200 (1, 7) X	0-0 L8		0-0 5-3		0-0 F9			0-0 G1-3		4 0 0 0 0 0 1																							
Chuck Hiller, L OBP: 0.333, SLG: 0.400 (1, 4) BBB	4-0 BB BB		0-3 K			0-0 F9		0-0 4-3		3 0 0 0 1 1 1																							
Willie Mays, R OBP: 0.333, SLG: 0.417 (1, 8) X	0-0 P6		0-0 6-3			0-3 K			0-0 4-3 HR 2B	4 1 1 0 0 1 1																							
Willie McCovey, L OBP: 0.250, SLG: 0.571 (1, 9) BBB	4-0 1-2 BB			0-3 K		0-0 F7			0-0 4-3 2-3	3 0 0 0 1 1 1																							
Orlando Cepeda, R (1, 3) X	0-0 4-3			0-0 E5 FC6-4			0-0 P2		0-0 F9	4 0 0 0 0 0 3																							
Ed Bailey, L OBP: 0.125, SLG: 0.500 (1, 2) X		0-0 F8		0-0 FC6-4 1-2f			0-0 P5		0-0 HR	4 1 1 2 0 0 1																							
Jim Davenport, R OBP: 0.364, SLG: 0.333 (1, 5) X		0-0 4-3 2B		0-0 F7			0-3 K		0-0 F7 3-H	4 0 1 0 0 1 1																							
Jose Pagan, R OBP: 0.556, SLG: 0.500 (1, 6) X		0-0 4-3 2-3			0-0 F2			0-0 FC5-4 1B		3 0 1 0 0 0 1																							
Billy Pierce, L (1, 1) X		0-0 F7			0-3 K			0-0 FC5-4 G1-3 1-2f		2 0 0 0 0 1 1																							
Don Larsen, R (7, 1)										0 0 0 0 0 0 0																							
Matty Alou, L OBP: 0.200, SLG: 0.200 (8, PH)										1 0 0 0 0 0 1																							
Bobby Bolin, R (8, 1)										0 0 0 0 0 0 0																							
Inning Stats	R: 0 E: 0 K: 0 S: 3	H: 0 LOB: 2 BB: 2 P: 11	R: 0 E: 0 K: 0 S: 4	H: 1 LOB: 1 BB: 0 P: 4	R: 0 E: 0 K: 1 S: 5	H: 0 LOB: 0 BB: 0 P: 5	R: 0 E: 1 K: 1 S: 6	H: 0 LOB: 1 BB: 0 P: 6	R: 0 E: 0 K: 1 S: 5	H: 0 LOB: 0 BB: 0 P: 5	R: 0 E: 0 K: 1 S: 5	H: 0 LOB: 0 BB: 0 P: 5	R: 0 E: 0 K: 1 S: 5	H: 0 LOB: 0 BB: 0 P: 5	R: 0 E: 0 K: 0 S: 4	H: 1 LOB: 1 BB: 0 P: 4	R: 2 E: 0 K: 0 S: 5	H: 2 LOB: 0 BB: 0 P: 5	1B: 1 2B: 2 3B: 0 HR: 1	SF: 0 SAC: 0 DP: 0 HBP: 0	WP: 0 PB: 0 SB: 0 CS: 0	PA: 34											
PITCHER Bill Stafford, R ERA: 2.0 (1, 1)	IP 9.0	WLS W	BF 34	H 4	R 2	ER 2	SO 5	BB 2	IBB 0	HBP 0	BLK 0	WP 0	HR 1	S 42	P 50	ERA 2.00	WHIP 0.667																
											PITCHER	IP	WLS	BF	H	R	ER	SO	BB	IBB	HBP	BLK	WP	HR	S	P	ERA	WHIP					

San Francisco Giants @ New York Yankees
Yankee Stadium, Bronx, NY

AB	32
R	2
H	4
RBI	2
BB	2
SO	5
LOB	12



Sun Oct 07 1962, 3:33 AM EDT
Att: 71,434 - Unknown

WP: 0	PA: 34
-------	--------

Batter	1	2	3	4	5	6	7	8	9
Tony Kubek, L OBP: 0.231, SLG: 0.308 (1, 6)	0-0 L7 ①		0-0 2B ②			0-0 P6 ②		0-0 P4 ①	
Bobby Richardson, R OBP: 0.077, SLG: 0.077 (1, 4)	0-0 F9 ②		0-0 L3 ③			0-0 6-3 ③		0-0 F8 ②	
Tom Tresh, S OBP: 0.385, SLG: 0.333 (1, 7)	0-3 K ③			0-0 F8 ①			0-0 E 1B E 1B	0-3 K ③	
Mickey Mantle, S OBP: 0.250, SLG: 0.273 (1, 8)		0-0 E5 ①		0-0 L7 ②			0-0 E7 1-3 E 1B		
Roger Maris, L OBP: 0.417, SLG: 0.400 (1, 9)		0-0 F9 ①		0-0 G3 ③			0-0 E9 F8 FC6-4 1B 2-H 3-H		
Elston Howard, R OBP: 0.625, SLG: 0.667 (1, 2)		0-0 L7 ②			0-0 L5-4 2B		0-0 F8 ①		
Bill Skowron, R (1, 3)		0-3 K ③			0-0 L5-4 ① ②		1-0 FC6-4 HBP		
Clete Boyer, R OBP: 0.200, SLG: 0.556 (1, 5)			0-0 F8 ①		0-0 F8 ③		0-0 FC6-4 ②		
Bill Stafford, R (1, 1)			0-0 F8 ②			0-3 K ①	0-0 G3 ③		

AB	R	H	RBI	BB	SO	LOB
4	0	1	0	0	0	0
4	0	0	0	0	0	1
4	1	1	0	0	2	0
3	1	1	0	0	0	0
3	1	1	2	0	0	1
3	0	1	0	0	0	2
2	0	0	0	0	1	2
3	0	0	1	0	0	1
3	0	0	0	0	1	1

BOTTOM

San Francisco Giants @ New York Yankees
 Yankee Stadium, Bronx, NY
 Sun Oct 07 1962, 3:33 AM EDT
 Att. 71,434 - Unknown

AB	29
R	3
H	5
RBI	3
BB	0
SO	4
LOB	8



1B: 3	SF: 0
2B: 3	SAC: 0
3B: 0	DP: 1
HR: 0	HBP: 1

WP: 0	PA: 30
PB: 0	
SB: 0	
CS: 0	

Inning Stats	R	H	E	K	S	P	IP	WLS	BF	H	R	ER	SO	BB	IBB	HBP	BLK	WP	HR	S	P	ERA	WHIP
	0	0	0	1	5	3	6.0		23	5	3	2	3	0	0	0	0	0	0	29	29	3.00	0.833
	0	0	0	0	1	0	1.0		4	0	0	0	0	0	0	1	0	0	0	3	4	0.00	0.000
	0	0	0	0	6	0	1.0		3	0	0	0	1	0	0	0	0	0	0	5	5	0.00	0.000

PITCHER	IP	WLS	BF	H	R	ER	SO	BB	IBB	HBP	BLK	WP	HR	S	P	ERA	WHIP
Billy Pierce, L ERA: 3.0 (1, 1)	6.0		23	5	3	2	3	0	0	0	0	0	0	29	29	3.00	0.833
Don Larsen, R ERA: 4.5 (7, 1)	1.0		4	0	0	0	0	0	0	1	0	0	0	3	4	0.00	0.000
Bobby Bolin, R ERA: (8, 1)	1.0		3	0	0	0	1	0	0	0	0	0	0	5	5	0.00	0.000

San Francisco Giants @ New York Yankees
 Yankee Stadium, Bronx, NY

Mon Oct 08 1962, 3:33 AM EDT
 Att: 66,607 - Unknown

AB	34
R	7
H	9
RBI	6
BB	4
SO	7
LOB	16



AB R H RBI BB SO LOB

3	0	0	0	1	0	3
0	0	0	0	0	0	0
5	1	2	4	0	1	3
5	0	1	0	0	1	2
4	1	1	0	0	0	1
4	0	0	0	0	1	1
2	1	0	0	2	1	1
4	1	2	2	0	2	2
2	0	1	0	0	0	0
2	2	2	0	0	0	0
2	0	0	0	0	1	2
0	0	0	0	0	0	0
0	0	0	0	0	0	0
0	0	0	0	1	0	0
1	1	0	0	0	0	1

WP:	0	PA:	39
PB:	0		
SB:	0		
CS:	0		

Batter	1	2	3	4	5	6	7	8	9
Harvey Kuenn, R (1, 9) Billy O'Dell, S (7, 1) OBP: 0.333, SLG: 0.333	0-0 F7		0-0 5-3		4-0 BB		0-0 P5		0-0 SH1-4
Chuck Hiller, L (1, 4) OBP: 0.353, SLG: 0.600	0-0 L6		0-0 4-3		0-3 K		0-0 HR		0-0 E4 1B
Willie Mays, R (1, 8) OBP: 0.294, SLG: 0.353	0-0 5-3			0-0 1B		0-0 6-3	0-0 5-3		0-3 K
Felipe Alou, R (1, 7) OBP: 0.267, SLG: 0.286		0-0 HR 2B		0-0 G5-4-3 1-2f		0-0 6-3		0-0 4-3	
Orlando Cepeda, R (1, 3)		0-0 6-3		0-0 F9		0-0 G3		0-3 K	
Jim Davenport, R (1, 5) OBP: 0.400, SLG: 0.273		0-3 K			0-0 6-3		4-0 2B HR BB	4-0 BB	
Tom Haller, L (1, 2) OBP: 0.429, SLG: 0.857		0-0 HR 2-H			0-0 1B		0-3 K	0-3 K	
Jose Pagan, R (1, 6) Matty Alou, L (7, PH) OBP: 0.545, SLG: 0.500 OBP: 0.429, SLG: 0.571		0-0 G3			0-0 BB 1B		0-0 HR 2B		0-0 SH1-4 E 1B
Juan Marichal, R (1, 1) Bobby Bolin, R (5, 1) Don Larsen, R (6, 1) Ed Bailey, L (7, PH) Bob Nieman, R (7, PH) Ernie Bowman, R (7, PH)			0-0 F9		0-3 K		4-0 HR IBB		0-0 F9

Inning Stats	R: 0	H: 0	E: 0	K: 0	S: 3	P: 3	R: 2	H: 2	E: 0	K: 1	S: 7	P: 7	R: 0	H: 0	E: 0	K: 0	S: 3	P: 3	R: 0	H: 1	E: 0	K: 0	S: 3	P: 3	R: 0	H: 2	E: 0	K: 2	S: 9	P: 13	R: 0	H: 0	E: 0	K: 0	S: 3	P: 3	R: 4	H: 2	E: 0	K: 1	S: 7	P: 15	R: 0	H: 0	E: 0	K: 2	S: 7	P: 11	R: 1	H: 2	E: 1	K: 1	S: 7	P: 7	1B: 5	SF: 0	2B: 2	SAC: 1	3B: 0	DP: 1	HR: 2	HBP: 0	WP: 0	PA: 39
--------------	------	------	------	------	------	------	------	------	------	------	------	------	------	------	------	------	------	------	------	------	------	------	------	------	------	------	------	------	------	-------	------	------	------	------	------	------	------	------	------	------	------	-------	------	------	------	------	------	-------	------	------	------	------	------	------	-------	-------	-------	--------	-------	-------	-------	--------	-------	--------

PITCHER	IP	WLS	BF	H	R	ER	SO	BB	IBB	HBP	BLK	WP	HR	S	P	ERA	WHIP
Whitey Ford, L (1, 1) ERA: 2.4	6.0		23	5	2	2	3	1	0	0	0	0	1	28	32	3.00	1.000
Jim Coates, R (7, 1) ERA: 54.0	0.1	L	3	1	2	2	1	1	0	0	0	0	0	4	8	54.00	6.000
Marshall Bridges, L (7, 1) ERA: 6.75	2.2		13	3	3	2	3	1	1	0	0	0	1	17	25	6.75	1.500

PITCHER	IP	WLS	BF	H	R	ER	SO	BB	IBB	HBP	BLK	WP	HR	S	P	ERA	WHIP
---------	----	-----	----	---	---	----	----	----	-----	-----	-----	----	----	---	---	-----	------

Batter	1	2	3	4	5	6	7	8	9	AB R H RBI BB SO LOB
Tony Kubek, L OBP: 0.278, SLG: 0.294 (1, 6)	4-0 CS BB		0-0 F8		0-0 E5 G4-3	0-0 3-1			0-0 1B 1B	4 1 1 0 1 0 5
Bobby Richardson, R OBP: 0.167, SLG: 0.118 (1, 4)	0-3 K 1-2		4-0 BB		0-0 G4-3 1-2f		0-0 F7		0-0 1B 1B	4 0 1 0 1 1 4
Tom Tresh, S OBP: 0.389, SLG: 0.353 (1, 7)	0-0 1B		0-0 F7			0-3 K	0-0 F4		0-0 FC6-4 1B 1-2 2-H	5 0 2 1 0 1 1
Mickey Mantle, S OBP: 0.235, SLG: 0.200 (1, 8)	0-3 K			0-3 K		4-0 BB 1B BB	0-0 P3		0-0 FC6-4 1-2f	4 1 0 0 1 2 3
Roger Maris, L OBP: 0.375, SLG: 0.308 (1, 9)		0-0 F8		0-0 G3		4-0 1B 1-2 1B BB		0-0 F2		3 1 0 0 1 0 0
Elston Howard, R OBP: 0.417, SLG: 0.400 (1, 2)		0-0 6-3		0-3 K		0-0 F9		0-0 6-3		4 0 0 0 0 1 2
Bill Skowron, R OBP: 0.500, SLG: 0.625 (1, 3)		0-0 3B				0-0 1B FC3-5 1B	0-0 BB 1B 1-3 2-H	0-0 5-3		4 0 3 1 0 0 0
Clete Boyer, R OBP: 0.286, SLG: 0.538 (1, 5)		0-0 F9				0-0 FC3-5 1B 1-3	0-0 BB 1B 1-2 3-H		0-0 6-3	4 0 2 1 0 0 1
Whitey Ford, L (1, 1)			0-0 F9			0-0 FC3-5 1-3 3-H	4-0 BB 1-2 2-3		0-0 6-3	2 0 0 0 0 0 2
Yogi Berra, L (6, PH)										0 0 0 0 1 0 0
Jim Coates, R (7, 1)										0 0 0 0 0 0 0
Marshall Bridges, S (7, 1)										0 0 0 0 0 0 0
Hector Lopez, R (9, PH)										1 0 0 0 0 0 0

Inning Stats	R: 0 E: 0 K: 2 S: 7	H: 1 LOB: 1 BB: 1 P: 11	R: 0 E: 0 K: 0 S: 4	H: 1 LOB: 1 BB: 0 P: 4	R: 0 E: 0 K: 0 S: 3	H: 0 LOB: 1 BB: 1 P: 7	R: 0 E: 0 K: 2 S: 7	H: 0 LOB: 0 BB: 0 P: 7	R: 0 E: 1 K: 0 S: 5	H: 2 LOB: 2 BB: 0 P: 5	R: 2 E: 0 K: 1 S: 7	H: 2 LOB: 3 BB: 3 P: 19	R: 0 E: 0 K: 0 S: 3	H: 0 LOB: 0 BB: 0 P: 3	R: 0 E: 0 K: 0 S: 3	H: 0 LOB: 0 BB: 0 P: 3	R: 1 E: 0 K: 0 S: 6	H: 3 LOB: 2 BB: 0 P: 6	1B: 8 2B: 1 3B: 1 HR: 0	SF: 0 SAC: 0 DP: 2 HBP: 0	WP: 0 PB: 0 SB: 0 CS: 1	PA: 40
--------------	------------------------------	----------------------------------	------------------------------	---------------------------------	------------------------------	---------------------------------	------------------------------	---------------------------------	------------------------------	---------------------------------	------------------------------	----------------------------------	------------------------------	---------------------------------	------------------------------	---------------------------------	------------------------------	---------------------------------	----------------------------------	------------------------------------	----------------------------------	--------

PITCHER	IP	WLS	BF	H	R	ER	SO	BB	IBB	HBP	BLK	WP	HR	S	P	ERA	WHIP
Juan Marichal, R ERA: 6.75	(1, 1)		15	2	0	0	4	2	0	0	0	0	0	21	29	0.00	1.000
Bobby Bolin, R ERA: 6.75	(5, 1)	1.2	11	4	2	2	1	2	0	0	0	0	0	11	19	10.80	3.600
Don Larsen, R ERA: 3.86	(6, 1)	0.1	W 2	0	0	0	0	1	0	0	0	0	0	1	5	0.00	3.000
Billy O'Dell, L ERA: 5.23	(7, 1)	3.0	S 12	3	1	1	0	0	0	0	0	0	0	12	12	3.00	1.000


BOTTOM

San Francisco Giants @ New York Yankees
 Yankee Stadium, Bronx, NY

Mon Oct 08 1962, 3:33 AM EDT
 Att. 66,607 - Unknown

livebaseballscorecards.com

AB	35
R	3
H	9
RBI	3
BB	5
SO	5
LOB	18



Batter	1	2	3	4	5	6	7	8	9	AB R H RBI BB SO LOB	TOP	
Chuck Hiller, L (1, 4) <small>OBP: 0.381, SLG: 0.611</small> 	4-0 		0-0 		0-0 		0-0 			3 0 1 1 1 0 2	San Francisco Giants @ New York Yankees Yankee Stadium, Bronx, NY Wed Oct 10 1962, 3:33 AM EDT Att: 63,165 - Unknown San Francisco Giants R: 3 H: 8 RBI: 3 BB: 1 SO: 7 LOB: 13 	
Jim Davenport, R (1, 5) <small>OBP: 0.316, SLG: 0.200</small> 	0-3 		0-0 		0-3 			0-3 		4 0 0 0 0 3 2		
Matty Alou, L (1, 9) <small>OBP: 0.273, SLG: 0.364</small> 	0-3 		0-0 			0-0 		0-0 		4 0 0 0 0 1 2		
Willie Mays, R (1, 8) <small>OBP: 0.238, SLG: 0.286</small> 	0-0 			0-3 		0-0 		0-0 		4 0 0 0 0 1 1		
Willie McCovey, L (1, 3) <small>OBP: 0.250, SLG: 0.455</small> 		0-3 		0-0 		0-0 		0-0 		4 1 1 0 0 1 0		
Felipe Alou, R (1, 7) <small>OBP: 0.316, SLG: 0.444</small> 		0-0 		0-0 		0-0 		0-3 		4 0 2 0 0 1 1		
Tom Haller, L (1, 2) <small>OBP: 0.364, SLG: 0.727</small> 		0-0 		0-0 		0-0 		0-0 		4 0 1 1 0 0 2		
Jose Pagan, R (1, 6) <small>OBP: 0.533, SLG: 0.714</small> 			0-0 		0-0 		0-0 		0-0 			4 2 2 1 0 0 2
Jack Sanford, R (1, 1) <small>OBP: 0.400, SLG: 0.400</small> Stu Miller, R (8, 1) Ed Bailey, L (9, PH) <small>OBP: 0.111, SLG: 0.444</small> 			0-0 		0-0 		0-0 		0-0 			2 0 1 0 0 0 0 0 0 0 0 0 0 0 1 0 0 0 0 0 1
Inning Stats	R: 0 H: 0 E: 0 LOB: 1 K: 2 BB: 1 S: 7 P: 11	R: 0 H: 0 E: 0 LOB: 0 K: 1 BB: 0 S: 5 P: 5	R: 1 H: 2 E: 0 LOB: 1 K: 0 BB: 0 S: 5 P: 5	R: 0 H: 1 E: 0 LOB: 1 K: 1 BB: 0 S: 6 P: 6	R: 1 H: 1 E: 0 LOB: 0 K: 1 BB: 0 S: 6 P: 6	R: 0 H: 0 E: 0 LOB: 0 K: 0 BB: 0 S: 3 P: 3	R: 0 H: 2 E: 0 LOB: 2 K: 0 BB: 0 S: 5 P: 5	R: 0 H: 0 E: 0 LOB: 0 K: 1 BB: 0 S: 5 P: 5	R: 1 H: 2 E: 0 LOB: 1 K: 1 BB: 0 S: 7 P: 7	1B: 4 SF: 0 2B: 2 SAC: 1 3B: 1 DP: 0 HR: 1 HBP: 0	WP: 0 PA: 36 PB: 0 SB: 0 CS: 0	
PITCHER Ralph Terry, R (1, 1) <small>ERA: 2.81</small>	IP: 9.0 WLS: W BF: 36 H: 8 R: 3 ER: 3 SO: 7 BB: 1 IBB: 0 HBP: 0 BLK: 0 WP: 0 HR: 1 S: 49 P: 53 ERA: 3.00 WHIP: 1.000											

Batter	1	2	3	4	5	6	7	8	9	AB	R	H	RBI	BB	SO	LOB
Tony Kubek, L OBP: 0.318, SLG: 0.333 (1, 6)	0-0 E E 1B		0-0 P6		0-3 K			0-0 HR 1B		4	1	2	0	0	1	0
Bobby Richardson, R OBP: 0.227, SLG: 0.190 (1, 4)	0-0 E4 L1-3 1-2		0-0 P3			0-0 4-3 SH3-4 PB 1B		0-0 HR 1B		4	2	2	0	0	0	1
Tom Tresh, S OBP: 0.429, SLG: 0.600 (1, 7)	0-0 L1-3 1-2			0-0 FC3-6 WP 2B		0-0 SH3-4 1-2		0-0 HR 1-H 2-H		3	2	2	3	0	0	2
Mickey Mantle, S OBP: 0.238, SLG: 0.167 (1, 8)	0-0 E3 S 2-3			4-0 FC3-6 BB		0-0 4-3 2-3		0-0 4-3		3	0	0	0	1	0	2
Roger Maris, L OBP: 0.350, SLG: 0.250 (1, 9)	0-0 F7 1-2			0-0 FC3-6 WP 1-2f 2-3		0-0 4-3 3-H		4-0 BB BB BB BB		3	0	0	0	1	0	4
Elston Howard, R OBP: 0.313, SLG: 0.286 (1, 2)		0-3 K		0-3 K		0-0 6-3		0-0 F8		4	0	0	0	0	2	3
Bill Skowron, R OBP: 0.385, SLG: 0.455 (1, 3)		0-3 K		0-3 K 1-2 3-H		0-3 K				3	0	0	0	0	3	1
Clete Boyer, R OBP: 0.235, SLG: 0.438 (1, 5)		0-0 6-3			0-0 3-1		0-3 K			3	0	0	0	0	1	0
Ralph Terry, R (1, 1)			0-3 K		0-3 K			0-3 K		3	0	0	0	0	3	0

Inning Stats	R: 0	H: 1	E: 2	K: 0	S: 5	LOB: 2	BB: 0	P: 5	R: 0	H: 0	E: 0	K: 2	S: 7	LOB: 0	BB: 0	P: 7	R: 0	H: 0	E: 0	K: 1	S: 5	LOB: 0	BB: 0	P: 5	R: 1	H: 1	E: 0	K: 2	S: 8	LOB: 1	BB: 1	P: 12	R: 0	H: 0	E: 0	K: 2	S: 7	LOB: 0	BB: 0	P: 7	R: 1	H: 1	E: 0	K: 0	S: 4	LOB: 0	BB: 0	P: 4	R: 0	H: 0	E: 0	K: 2	S: 7	LOB: 0	BB: 0	P: 7	R: 3	H: 3	E: 0	K: 1	S: 8	LOB: 1	BB: 1	P: 12
--------------	------	------	------	------	------	--------	-------	------	------	------	------	------	------	--------	-------	------	------	------	------	------	------	--------	-------	------	------	------	------	------	------	--------	-------	-------	------	------	------	------	------	--------	-------	------	------	------	------	------	------	--------	-------	------	------	------	------	------	------	--------	-------	------	------	------	------	------	------	--------	-------	-------

PITCHER	IP	WLS	BF	H	R	ER	SO	BB	IBB	HBP	BLK	WP	HR	S	P	ERA	WHIP
Jack Sanford, R ERA: 2.2 (1, 1)	7.1	L	30	6	5	4	10	1	0	0	0	1	1	49	53	4.91	0.955
Stu Miller, R ERA: (8, 1)	0.2		3	0	0	0	0	1	0	0	0	0	0	2	6	0.00	1.500

BOTTOM


San Francisco Giants @ New York Yankees
 Yankee Stadium, Bronx, NY

Wed Oct 10 1962, 3:33 AM EDT
 Att. 63,165 - Unknown

livebaseballscorecards.com


AB	30
R	5
H	6
RBI	3
BB	2
SO	10
LOB	13

WP: 1 PA: 33
 PB: 1
 SB: 1
 CS: 0



Batter	1	2	3	4	5	6	7	8	9	AB R H RBI BB SO LOB	TOP									
Tony Kubek, L (1, 6) OBP: 0.308, SLG: 0.320	0-0 4-3			0-0 5-3		0-0 3-1		0-0 2-H 1B		4 0 1 1 0 0 0	New York Yankees @ San Francisco Giants Candlestick Park, San Francisco, CA Mon Oct 15 1962, 6:33 AM EDT Att: 43,948 - Unknown livebaseballscorecards.com									
Bobby Richardson, R (1, 4) OBP: 0.192, SLG: 0.160	0-0 P6			0-0 5-3		0-0 5-3		0-0 F7		4 0 0 0 0 0 1										
Tom Tresh, S (1, 7) OBP: 0.360, SLG: 0.500	0-0 6-3			0-0 P4		0-0 4-3			0-0 F7	4 0 0 0 0 0 0										
Mickey Mantle, S (1, 8) OBP: 0.200, SLG: 0.136		0-0 F8			0-0 F8		0-0 P4		0-0 F8	4 0 0 0 0 0 0										
Roger Maris, L (1, 9) OBP: 0.375, SLG: 0.421		0-0 4-3			0-0 HR		4-0 G5-4-3 BB		0-3 K	3 1 1 1 1 1 0										
Elston Howard, R (1, 2) OBP: 0.263, SLG: 0.235		0-0 P3			0-0 E5		0-0 G5-4-3 1-2f			3 0 0 0 0 0 1										
Bill Skowron, R (1, 3) OBP: 0.313, SLG: 0.357			0-0 F8		0-0 F8			0-0 F7		3 0 0 0 0 0 1										
Clete Boyer, R (1, 5) OBP: 0.300, SLG: 0.500			0-0 F2		4-0 IBB			0-0 1B 2B		2 1 1 0 1 0 0										
Whitey Ford, L (1, 1) Jim Coates, R (5, 1) Hector Lopez, R (8, PH) Marshall Bridges, S (8, 1)		0-3 K		0-0 P4				0-0 F9		2 0 0 0 0 1 2 0 0 0 0 0 0 0 1 0 0 0 0 0 1 0 0 0 0 0 0 0										
Inning Stats	R: 0 E: 0 K: 0 S: 3	H: 0 LOB: 0 BB: 0 P: 3	R: 0 E: 0 K: 0 S: 3	H: 0 LOB: 0 BB: 0 P: 3	R: 0 E: 0 K: 1 S: 5	H: 0 LOB: 0 BB: 0 P: 5	R: 0 E: 0 K: 0 S: 3	H: 0 LOB: 0 BB: 0 P: 3	R: 1 E: 1 K: 0 S: 5	H: 1 LOB: 2 BB: 1 P: 9	R: 0 E: 0 K: 0 S: 3	H: 0 LOB: 0 BB: 1 P: 6	R: 1 E: 0 K: 0 S: 5	H: 2 LOB: 1 BB: 0 P: 5	R: 0 E: 0 K: 1 S: 5	H: 0 LOB: 0 BB: 0 P: 5	1B: 1 2B: 1 3B: 0 HR: 1	SF: 0 SAC: 0 DP: 1 HBP: 0	WP: 0 PB: 0 SB: 0 CS: 0	PA: 32
PITCHER Billy Pierce, L (1, 1) ERA: 2.4	IP: 9.0 WLS: W BF: 32 H: 3 R: 2 ER: 2 SO: 2 BB: 1 IBB: 1 HBP: 0 BLK: 0 WP: 0 HR: 1 S: 34 P: 42 ERA: 2.00 WHIP: 0.444											PITCHER	IP: WLS: BF: H: R: ER: SO: BB: IBB: HBP: BLK: WP: HR: S: P: ERA: WHIP:							



Batter	1	2	3	4	5	6	7	8	9	AB R H RBI BB SO LOB	TOP														
Tony Kubek, L (1, 6) OBP: 0.300, SLG: 0.310	0-0 F8		0-0 BB 1B		0-0 G6-4-3		0-0 F7			4 0 1 0 0 0 4	<p>New York Yankees @ San Francisco Giants Candlestick Park, San Francisco, CA</p> <p>Tue Oct 16 1962, 6:33 AM EDT Att: 43,948 - Unknown</p> <p>livebaseballscores.com</p> <table border="1"> <tr><td>AB</td><td>32</td></tr> <tr><td>R</td><td>1</td></tr> <tr><td>H</td><td>7</td></tr> <tr><td>RBI</td><td>0</td></tr> <tr><td>BB</td><td>4</td></tr> <tr><td>SO</td><td>4</td></tr> <tr><td>LOB</td><td>16</td></tr> </table> 	AB	32	R	1	H	7	RBI	0	BB	4	SO	4	LOB	16
AB	32																								
R	1																								
H	7																								
RBI	0																								
BB	4																								
SO	4																								
LOB	16																								
Bobby Richardson, R (1, 4) OBP: 0.233, SLG: 0.148	4-0 BB		4-0 BB		0-0 F3			0-0 E6 1B FC4-2	2 0 0 0 2 0 1																
Tom Tresh, S (1, 7) OBP: 0.345, SLG: 0.464	0-0 F5		0-0 4-3		0-0 F3			0-0 FC4-2 1B	4 0 1 0 0 0 3																
Mickey Mantle, S (1, 8) OBP: 0.241, SLG: 0.160	0-0 F7			0-3 K	4-0 G3 BB			0-0 G5-3 FC4-2 1B	3 0 1 0 1 1 1																
Roger Maris, L (1, 9) OBP: 0.321, SLG: 0.348		0-0 L5		0-0 5-3	0-0 G3			0-0 FC4-2	4 0 0 0 0 0 4																
Elston Howard, R (1, 2) OBP: 0.217, SLG: 0.190		0-0 5-3		0-0 P6			0-3 K	0-0 G5-3	4 0 0 0 0 1 3																
Bill Skowron, R (1, 3) OBP: 0.300, SLG: 0.333		0-0 6-3			0-0 1B G6-4-3 1B		0-0 F7		4 1 1 0 0 0 0																
Clete Boyer, R (1, 5) OBP: 0.333, SLG: 0.500			0-0 L9		0-0 G6-4-3 BB 1B		0-0 1B		4 0 2 0 0 0 0																
Ralph Terry, R (1, 1) OBP: 0.222, SLG: 0.125			0-3 K		4-0 G6-4-3 BB		0-0 1B	0-3 K	3 0 1 0 1 2 0																
Inning Stats	R: 0 E: 0 K: 0 S: 3	H: 0 LOB: 1 BB: 1 P: 7	R: 0 E: 0 K: 0 S: 3	H: 0 LOB: 0 BB: 0 P: 3	R: 0 E: 0 K: 1 S: 6	H: 1 LOB: 2 BB: 1 P: 10	R: 0 E: 0 K: 1 S: 5	H: 0 LOB: 0 BB: 0 P: 5	R: 1 E: 0 K: 0 S: 4	H: 2 LOB: 1 BB: 1 P: 8	R: 0 E: 0 K: 0 S: 2	H: 0 LOB: 0 BB: 1 P: 6	R: 0 E: 0 K: 1 S: 7	H: 2 LOB: 2 BB: 0 P: 7	R: 0 E: 1 K: 0 S: 5	H: 2 LOB: 2 BB: 0 P: 5	R: 0 E: 0 K: 1 S: 5	H: 0 LOB: 0 BB: 0 P: 5	1B: 7 2B: 0 3B: 0 HR: 0	SF: 0 SAC: 0 DP: 2 HBP: 0	WP: 0 PB: 0 SB: 0 CS: 0	PA: 36			
PITCHER	IP WLS BF H R ER SO BB IBB HBP BLK WP HR S P ERA WHIP																								
Jack Sanford, R (1, 1) ERA: 1.93	7.0 L 31 7 1 1 3 4 0 0 0 0 0 0 33 49 1.29 1.571																								
Billy O'Dell, L (8, 1) ERA: 4.38	2.0 5 0 0 0 1 0 0 0 0 0 0 7 7 0.00 0.000																								

Batter	1	2	3	4	5	6	7	8	9	AB R H RBI BB SO LOB
Felipe Alou, R OBP: 0.296, SLG: 0.385 (1, 9)	0-0 F3			0-0 F7		0-0 5-3			0-3 K	4 0 0 0 0 1 2
Chuck Hiller, L OBP: 0.345, SLG: 0.500 (1, 4)	0-0 G3			0-0 F8			0-0 B1		0-3 K	4 0 0 0 0 1 1
Willie Mays, R OBP: 0.276, SLG: 0.321 (1, 8)	0-0 F7			0-0 F8			0-0 L7		0-0 2B	4 0 1 0 0 0 0
Willie McCovey, L OBP: 0.250, SLG: 0.533 (1, 7)		0-0 F2			0-0 F7		0-0 3B		0-0 L4	4 0 1 0 0 0 2
Orlando Cepeda, R OBP: 0.158, SLG: 0.211 (1, 3)		0-3 K			0-0 P4		0-3 K			3 0 0 0 0 2 1
Tom Haller, L OBP: 0.286, SLG: 0.571 (1, 2)		0-0 P6			0-0 G1-3			0-0 F7		3 0 0 0 0 0 0
Jim Davenport, R OBP: 0.269, SLG: 0.182 (1, 5)			0-0 P4			0-0 F7		0-0 F5		3 0 0 0 0 0 0
Jose Pagan, R OBP: 0.400, SLG: 0.526 (1, 6)			0-0 5-3			0-0 F5		0-0 F3		2 0 0 0 0 0 0
Ed Bailey, L OBP: 0.071, SLG: 0.286 (8, PH)										1 0 0 0 0 0 0
Ernie Bowman, R (9, 6)										0 0 0 0 0 0 0
Jack Sanford, R OBP: 0.429, SLG: 0.429 (1, 1)			0-0 F8			0-0 1B			0-0 2B	2 0 1 0 0 0 0
Billy O'Dell, S OBP: 0.333, SLG: 0.333 (8, 1)										0 0 0 0 0 0 0
Matty Alou, L OBP: 0.333, SLG: 0.417 (9, PH)										1 0 1 0 0 0 0

Inning Stats	R: 0	H: 0	E: 0	K: 0	S: 3	R: 0	H: 0	E: 0	K: 1	S: 5	R: 0	H: 0	E: 0	K: 0	S: 3	R: 0	H: 0	E: 0	K: 0	S: 3	R: 0	H: 1	E: 0	K: 1	S: 6	R: 0	H: 0	E: 0	K: 0	S: 3	R: 0	H: 2	E: 0	K: 2	S: 9	1B: 2	2B: 1	3B: 1	HR: 0	SF: 0	SAC: 0	DP: 0	HBP: 0	WP: 0	PB: 0	SB: 0	CS: 0	PA: 31
	0	0	0	0	3	0	0	0	1	5	0	0	0	0	3	0	1	0	0	0	3	0	1	0	6	0	0	0	0	3	0	2	0	9	2	1	1	0	0	0	0	0	0	0	31			

PITCHER	IP	WLS	BF	H	R	ER	SO	BB	IBB	HBP	BLK	WP	HR	S	P	ERA	WHIP
Ralph Terry, R ERA: 1.8 (1, 1)	9.0	W	31	4	0	0	4	0	0	0	0	0	0	39	39	0.00	0.444

BOTTOM

New York Yankees @ San Francisco Giants
 Candlestick Park, San Francisco, CA

Tue Oct 16 1962, 6:33 AM EDT
 Att. 43,948 - Unknown

livebaseballscorecards.com

AB	31
R	0
H	4
RBI	0
BB	0
SO	4
LOB	6

