

San Francisco Giants - 1962

Batter	1	2	3	4	5	6	7	8	9	AB	R	H	RBI	BB	SO	LOB	TOP			
Howie Bedell, L (1,7) OBP: 0.250, SLG: 0.250	F8		1B			K		F8		4	0	1	0	0	1	0	Milwaukee Braves @ San Francisco Giants Candlestick Park, San Francisco, CA Tue Apr 10 1962, 6:33 AM EST Att: 39,177 - Unknown AB 29 R 0 H 3 RBI 0 BB 6 SO 10 LOB 15			
Mack Jones, L (1,9)	1-3		F6			F4		BB		3	0	0	0	1	0					
Hank Aaron, R (1,8)	F7			K		K		K		4	0	0	0	0	3					
Eddie Mathews, L (1,5)		K		BB		K		G3		3	0	0	0	1	2					
Joe Adcock, R (1,3)		K		BB						2	0	0	0	1	2					
Tommie Aaron, R (7, PR) OBP: 1.000, SLG: 1.000		K		K						1	0	1	0	0	0					
Frank Bolling, R (1,4) OBP: 0.750, SLG: 0.500		BB		F2						2	0	1	0	2	0					
Joe Torre, R (1,2)	1-3					F9				3	0	0	0	1	0					
Roy McMillan, R (1,6)			F5			F4				2	0	0	0	0	0					
Lee Maye, L (7, PH)										1	0	0	0	1	3					
Amado Samuel, R (7,6)								F7		1	0	0	0	0	1					
Warren Spahn, L (1,1)										1	0	0	0	0	1					
Don Nottebart, R (4,1)										1	0	0	0	0	0					
Lou Klimchok, L (7, PH)										1	0	0	0	0	3					
Bob Shaw, R (7,1)										0	0	0	0	0	0					
Inning Stats	R: 0 E: 0 K: 0 S: 3	H: 0 LOB: 0 BB: 0 P: 3	R: 0 E: 0 K: 2 S: 7	H: 0 LOB: 1 BB: 1 P: 11	R: 0 E: 0 K: 1 S: 6	H: 1 LOB: 1 BB: 0 P: 6	R: 0 E: 0 K: 2 S: 7	H: 0 LOB: 0 BB: 0 P: 11	R: 0 E: 0 K: 2 S: 7	H: 0 LOB: 0 BB: 0 P: 3	R: 0 E: 0 K: 2 S: 7	H: 0 LOB: 0 BB: 0 P: 7	R: 0 E: 0 K: 2 S: 7	H: 0 LOB: 3 BB: 3 P: 19	R: 0 E: 0 K: 1 S: 5	H: 2 LOB: 1 BB: 1 P: 9	1B: 3 2B: 0 3B: 0 HR: 0	SF: 0 SAC: 0 DP: 1 HBP: 0	WP: 0 PB: 1 SB: 0 CS: 0	PA: 35
PITCHER Juan Marichal, R (1,1) ERA:	IP: 9.0 WLS: W BF: 35 H: 3 R: 0 ER: 0 SO: 10 BB: 6 IBB: 0 HBP: 0 BLK: 0 WP: 0 HR: 0 S: 49 P: 73 ERA: 0.00 WHIP: 1.000																			

Batter	1	2	3	4	5	6	7	8	9	AB	R	H	RBI	BB	SO	LOB	BOTTOM	
Harvey Kuenn, R (1,7)	F6		SH4-3	SH4-3		4-3				2	0	0	1	0	0	0	Milwaukee Braves @ San Francisco Giants Candlestick Park, San Francisco, CA Tue Apr 10 1962, 6:33 AM EST Att: 39,177 - Unknown AB 30 R 6 H 8 RBI 5 BB 1 SO 6 LOB 9	
Jose Pagan, R (1,6) OBP: 0.250, SLG: 0.250	K		E6	E7		F8				4	0	1	1	0	1			
Willie Mays, R (1,8) OBP: 0.250, SLG: 1.000	HR		F8	4-3		5-3				4	1	1	1	0	2			
Orlando Cepeda, R (1,3) OBP: 0.250, SLG: 0.250	K		1B			6-3				4	0	1	0	0	2			
Felipe Alou, R (1,9) OBP: 0.500, SLG: 0.500		1B		2B		F8		5-3		4	0	2	0	0	0			
Ed Bailey, L (1,2) OBP: 0.500, SLG: 0.667	K		FC3-2	1B		K		K		3	1	1	0	0	2			
Jim Davenport, R (1,5)			F9	1B		F8		5-3		3	1	0	0	1	0			
Chuck Hiller, L (1,4)		4-3		FC3-2		6-3				3	1	0	0	0	4			
Juan Marichal, R (1,1) OBP: 0.667, SLG: 1.000			SH4-3	SH4-3		K				3	2	2	2	0	1			
Inning Stats	R: 1 E: 0 K: 2 S: 8	H: 1 LOB: 0 BB: 0 P: 8	R: 0 E: 0 K: 1 S: 6	H: 1 LOB: 1 BB: 0 P: 6	R: 1 E: 1 K: 0 S: 5	H: 2 LOB: 2 BB: 0 P: 5	R: 4 E: 1 K: 0 S: 7	H: 4 LOB: 1 BB: 1 P: 11	R: 0 E: 0 K: 1 S: 5	H: 0 LOB: 0 BB: 0 P: 5	R: 0 E: 0 K: 1 S: 3	H: 0 LOB: 0 BB: 0 P: 3	R: 0 E: 0 K: 1 S: 5	H: 0 LOB: 0 BB: 0 P: 5	1B: 5 2B: 2 3B: 0 HR: 1	SF: 0 SAC: 2 DP: 0 HBP: 1		WP: 1 PB: 0 SB: 1 CS: 0
PITCHER Warren Spahn, L (1,1) ERA: 12.27 Don Nottebart, R (4,1) ERA: Bob Shaw, R (7,1) ERA:	IP: 3.2 WLS: L BF: 20 H: 8 R: 0 ER: 0 SO: 3 BB: 0 IBB: 0 HBP: 1 BLK: 0 WP: 1 HR: 0 S: 25 P: 29 ERA: 12.27 WHIP: 2.182																	



Batter	1	2	3	4	5	6	7	8	9	AB	R	H	RBI	BB	SO	LOB	TOP			
Howie Bedell, L (1, 7) OBP: 0.250, SLG: 0.250	0-0 4-3		0-3 K		0-0 1-3			0-0 1-3 1B		4	0	1	0	0	1	0				
Roy McMillan, R (1, 6) Del Crandall, R (8, PH) Tony Cloninger, R (8, 1)	0-0 F4		0-0 F6			0-0 1B		0-0 1-3 1-2		3	0	1	0	0	0	0				
Hank Aaron, R (1, 8) Eddie Mathews, L (1, 5) Joe Adcock, R (1, 3)	4-0 BB			0-0 F6		0-0 F8		0-0 F2		3	0	0	0	1	0	2				
Joe Adcock, R (1, 3)				0-0 F4		0-0 5-3		0-0 K		4	0	0	0	0	2	2				
Mack Jones, L (1, 9) Frank Bolling, R (1, 4) Joe Torre, R (1, 2)				0-3 K		0-0 2B		0-0 1-6-3		4	0	1	0	0	1	1				
Joe Torre, R (1, 2)				0-0 BB		0-0 F8		0-0 F9		3	0	0	0	1	1	2				
Joe Torre, R (1, 2)				0-0 1-3				0-0 F9		3	0	0	0	0	0	1				
Carl Willey, R (1, 1) Bob Hendley, R (2, 1) Mike Krsnich, R (8, PH) Amado Samuel, R (8, 6)				0-0 6-3		0-3 K		0-3 K		0	0	0	0	0	0	0				
Inning Stats	R: 0 E: 0 K: 1 S: 5	H: 0 LOB: 1 BB: 1 P: 9	R: 0 E: 0 K: 1 S: 5	H: 0 LOB: 1 BB: 1 P: 9	R: 0 E: 0 K: 1 S: 5	H: 0 LOB: 0 BB: 0 P: 5	R: 1 E: 0 K: 0 S: 5	H: 2 LOB: 1 BB: 0 P: 5	R: 0 E: 0 K: 2 S: 8	H: 1 LOB: 1 BB: 0 P: 8	R: 0 E: 0 K: 0 S: 3	H: 0 LOB: 0 BB: 0 P: 3	R: 0 E: 0 K: 1 S: 6	H: 1 LOB: 1 BB: 0 P: 6	R: 0 E: 0 K: 2 S: 7	H: 0 LOB: 1 BB: 1 P: 11	1B: 2 2B: 1 3B: 0 HR: 1	SF: 0 SAC: 0 DP: 0 HBP: 0	WP: 0 PB: 0 SB: 0 CS: 0	PA: 34
PITCHER Billy O'Dell, L (1, 1) ERA: 1.0	IP: 9.0 WLS: W BF: 34 H: 4 R: 1 ER: 1 SO: 9 BB: 3 IBB: 0 HBP: 0 BLK: 0 WP: 0 HR: 1 S: 49 P: 61 ERA: 1.00 WHIP: 0.778															PITCHER				

Milwaukee Braves @ San Francisco Giants
Candlestick Park, San Francisco, CA
Wed Apr 11 1962, 9:05 PM EST
Att: 16,721 - Unknown

AB	31
R	1
H	4
RBI	1
BB	3
SO	9
LOB	11



Batter	1	2	3	4	5	6	7	8	9	AB	R	H	RBI	BB	SO	LOB	BOTTOM			
Harvey Kuenn, R (1, 7) Chuck Hillier, L (1, 4) Willie Mays, R (1, 8) Orlando Cepeda, R (1, 3) Felipe Alou, R (1, 9) Ed Bailey, L (1, 2) Jose Pagan, R (1, 6) Jim Davenport, R (1, 5) Billy O'Dell, S (1, 1)	0-0 1-6-3	4-0 G3 BB			0-0 5-3		0-0 1B		0-0 1B	3	0	1	0	1	0	0				
Willie Mays, R (1, 8)	0-0 HR	0-0 G3			0-0 F8		0-0 1B		0-0 1B	4	1	1	0	0	0	2				
Willie Mays, R (1, 8)	0-0 2H HR	0-0 F8			0-0 F7		0-0 FC3		0-0 FC3	4	1	1	2	0	0	4				
Orlando Cepeda, R (1, 3)	0-3 K			0-0 5-3		0-0 5-3		0-0 WP 2B		4	0	1	0	0	1	0				
Felipe Alou, R (1, 9)	0-0 2B			0-0 F8		0-0 4-3		0-3 K		4	0	1	0	0	1	1				
Ed Bailey, L (1, 2)	0-0 F8			0-0 F8		4-0 BB		0-0 G3		3	0	0	0	1	0	2				
Jose Pagan, R (1, 6)				0-0 6-3		0-3 K		0-0 F7		4	1	1	1	0	1	2				
Jim Davenport, R (1, 5)				0-3 K		0-0 F4		0-0 5-3		3	0	0	0	0	1	0				
Billy O'Dell, S (1, 1)				0-0 G3 BB 1B		0-0 4-3		0-3 K		3	0	1	0	0	1	0				
Inning Stats	R: 2 E: 1 K: 1 S: 8	H: 2 LOB: 1 BB: 0 P: 8	R: 1 E: 0 K: 1 S: 7	H: 2 LOB: 2 BB: 1 P: 11	R: 0 E: 0 K: 0 S: 3	H: 0 LOB: 0 BB: 0 P: 3	R: 0 E: 0 K: 0 S: 3	H: 0 LOB: 0 BB: 0 P: 3	R: 0 E: 0 K: 1 S: 5	H: 0 LOB: 1 BB: 1 P: 9	R: 0 E: 0 K: 1 S: 7	H: 2 LOB: 2 BB: 0 P: 7	R: 0 E: 0 K: 1 S: 6	H: 1 LOB: 1 BB: 0 P: 6	R: 0 E: 0 K: 1 S: 6	H: 1 LOB: 1 BB: 0 P: 6	1B: 3 2B: 2 3B: 0 HR: 2	SF: 0 SAC: 0 DP: 0 HBP: 0	WP: 1 PB: 0 SB: 0 CS: 0	PA: 34
PITCHER Carl Willey, R (1, 1) ERA: 13.5 Bob Hendley, L (2, 1) Tony Cloninger, R (8, 1) ERA:	IP: 1.1 WLS: L BF: 9 H: 4 R: 3 ER: 2 SO: 2 BB: 2 IBB: 0 HBP: 0 BLK: 0 WP: 0 HR: 2 S: 13 P: 13 ERA: 13.50 WHIP: 3.000															PITCHER				

Milwaukee Braves @ San Francisco Giants
Candlestick Park, San Francisco, CA
Wed Apr 11 1962, 9:05 PM EST
Att: 16,721 - Unknown

AB	32
R	3
H	7
RBI	3
BB	2
SO	5
LOB	11



Batter	1	2	3	4	5	6	7	8	9	AB	R	H	RBI	BB	SO	LOB	TOP										
Howie Bedell, L (1,7) OBP: 0.308, SLG: 0.308	0-0 1B		0-0 F7		0-0 4-3		0-0 1-3		0-0 E 1B	5	0	2	0	0	0	2	Milwaukee Braves @ San Francisco Giants Candlestick Park, San Francisco, CA Thu Apr 12 1962, 6:33 AM EST Att: 9,177 - Unknown livebaseballscorecards.com										
Mack Jones, L (1,9) OBP: 0.395, SLG: 0.400	0-0 F5		4-0 FC6-4 BB		4-0 G3 BB		0-0 E HR 2B	0-3 K 2B	3	1	1	0	2	1	2												
Hank Aaron, R (1,8) OBP: 0.154, SLG: 0.083	0-0 1B		0-0 FC6-4		0-0 L7		0-0 E6 HR	0-0 E6	5	1	1	0	0	0	4												
Eddie Mathews, L (1,5) OBP: 0.308, SLG: 0.400	0-3 K			0-0 4-3		0-0 G3		4-0 HR BB	0-0 3-1	4	1	0	0	1	4												
Joe Adcock, R (1,3) OBP: 0.273, SLG: 0.444		0-0 5-3		0-0 F7		4-0 FC6-4 BB		0-0 HR		3	1	1	4	1	0												
Del Crandall, R (1,2) OBP: 0.200, SLG: 0.400				0-0 F3		0-0 FC6-4		0-0 F6		4	0	1	0	0	2												
Frank Bolling, R (1,4) OBP: 0.417, SLG: 0.125					0-0 6-3		4-0 3-1 G3 BB	0-0 6-3		3	0	0	0	1	0												
Amado Samuel, R (1,6)		0-3 K			0-0 6-3		0-0 G3	0-3 K		4	0	0	0	2	2												
Bob Buhl, R (1,1)			0-3 K				0-0 3-1		0-0 F4	1	0	0	0	0	1												
Don Nottebart, R (3,1) OBP: 0.500, SLG: 0.500 Lou Klimchok, L (7,PH) Don McMahon, R (7,1) Joe Torre, R (9,PH)							0-0 1B			1	0	0	0	0	1												
Inning Stats	R: 0 E: 0 K: 1 S: 6	H: 2 LOB: 1 BB: 0 P: 6	R: 0 E: 0 K: 1 S: 6	H: 1 LOB: 1 BB: 0 P: 6	R: 0 E: 0 K: 1 S: 5	H: 0 LOB: 1 BB: 1 P: 9	R: 0 E: 0 K: 0 S: 3	H: 0 LOB: 0 BB: 0 P: 3	R: 0 E: 0 K: 0 S: 4	H: 1 LOB: 1 BB: 0 P: 4	R: 0 E: 0 K: 0 S: 3	H: 0 LOB: 2 BB: 2 P: 11	R: 0 E: 0 K: 0 S: 3	H: 0 LOB: 1 BB: 1 P: 7	R: 4 E: 1 K: 1 S: 8	H: 2 LOB: 0 BB: 1 P: 12	R: 0 E: 1 K: 1 S: 7	H: 1 LOB: 2 BB: 0 P: 7	1B: 4 2B: 2 3B: 0 HR: 1	SF: 0 SAC: 0 DP: 0 HBP: 0	WP: 0 PB: 0 SB: 0 CS: 0	PA: 40					
PITCHER	IP	WLS	BF	H	R	ER	SO	BB	IBB	HBP	BLK	WP	HR	S	P	ERA	WHIP										
Jack Sanford, R (1,1) ERA: 3.86	7.0	W	32	6	4	3	3	5	0	0	0	0	1	33	53	3.86	1.571										
Stu Miller, R (8,1) ERA:	2.0	S	8	1	0	0	2	0	0	0	0	0	0	12	12	0.00	0.500										

Batter	1	2	3	4	5	6	7	8	9	AB	R	H	RBI	BB	SO	LOB	BOTTOM										
Harvey Kuenn, R (1,7) OBP: 0.455, SLG: 0.444	0-0 BB SF8 1B			4-0 E BB	0-0 G1-6-3			0-0 5-3		4	2	2	0	1	0	1	Milwaukee Braves @ San Francisco Giants Candlestick Park, San Francisco, CA Thu Apr 12 1962, 6:33 AM EST Att: 9,177 - Unknown livebaseballscorecards.com										
Chuck Hillier, L (1,4) OBP: 0.187, SLG: 0.091	4-0 PB 3B BB	0-0 F8		0-0 F8		0-0 F8		0-0 F7		4	1	0	0	1	0	2											
Willie Mays, R (1,8) OBP: 0.308, SLG: 0.727	4-0 1-2 2-3 3B BB	4-0 IBB		0-0 E9 BB SF8		0-0 F8		0-0 5-3		3	2	0	0	2	0	1											
Orlando Cepeda, R (1,3) OBP: 0.250, SLG: 0.300	0-0 SF8	0-0 5-3		4-0 SF8 BB IBB		0-0 6-3				2	0	0	1	1	0	2											
Felipe Alou, R (1,9) OBP: 0.500, SLG: 0.500	4-0 1-2 2-3 3B BB		0-0 1B	4-0 1-2 2-3 3H BB		0-0 F8		0-0 F8		2	2	1	1	2	0	0											
Ed Bailey, L (1,2) OBP: 0.333, SLG: 0.333	0-0 P4		0-0 L6-4 1B	0-0 SF8		0-0 F8		0-0 F8		3	0	1	1	0	0	3											
Jose Pagan, R (1,6) OBP: 0.417, SLG: 0.917	0-0 1-2 2-3 3H 3B		0-0 1B	0-0 F9		0-0 1B		0-0 2B		4	1	3	4	0	0	2											
Jim Davenport, R (1,5) OBP: 0.182, SLG: 0.100	0-0 F9		0-0 L6-4	0-0 1-3	0-0 1-3	0-0 1-3		0-0 1B		4	0	1	1	0	0	3											
Jack Sanford, R (1,1) Stu Miller, R (8,1)		0-3 K	0-3 K	4-0 G1-6-3 BB		0-0 K				3	0	0	0	1	3	2											
Inning Stats	R: 4 E: 0 K: 0 S: 5	H: 2 LOB: 3 BB: 3 P: 17	R: 0 E: 0 K: 1 S: 6	H: 1 LOB: 1 BB: 1 P: 10	R: 1 E: 0 K: 1 S: 7	H: 3 LOB: 0 BB: 0 P: 7	R: 2 E: 0 K: 0 S: 4	H: 0 LOB: 2 BB: 3 P: 16	R: 0 E: 0 K: 0 S: 2	H: 0 LOB: 0 BB: 1 P: 6	R: 0 E: 0 K: 0 S: 3	H: 0 LOB: 0 BB: 0 P: 3	R: 1 E: 0 K: 1 S: 7	H: 2 LOB: 1 BB: 0 P: 7	R: 0 E: 0 K: 0 S: 3	H: 0 LOB: 0 BB: 0 P: 3		1B: 5 2B: 3 3B: 1 HR: 0	SF: 2 SAC: 0 DP: 2 HBP: 0	WP: 0 PB: 1 SB: 0 CS: 0	PA: 39						
PITCHER	IP	WLS	BF	H	R	ER	SO	BB	IBB	HBP	BLK	WP	HR	S	P	ERA	WHIP										
Bob Buhl, R (1,1) ERA: 22.5	2.0	L	16	6	5	5	1	3	1	0	0	0	0	14	30	22.50	4.500										
Don Nottebart, R (3,1) ERA:	4.0		15	0	2	0	1	3	1	0	0	0	0	13	29	0.00	0.750										
Don McMahon, R (7,1) ERA: 4.5	2.0		8	2	1	1	1	0	0	0	0	0	0	10	10	4.50	1.000										



Batter	1	2	3	4	5	6	7	8	9	AB	R	H	RBI	BB	SO	LOB	TOP		
Eddie Kasko, R (1,6) OBP: 0.292, SLG: 0.417	F7			F8		F7		4-3	K	5	0	0	0	0	1	2	Cincinnati Reds @ San Francisco Giants Candlestick Park, San Francisco, CA Fri Apr 13 1962, 9:05 PM EST Att: 23,775 - Unknown livebaseballscorecards.com		
Cookie Rojas, R (1,4)	6-3			F5		FC1-4 BB		1B		2	0	0	0	2	0				
Vada Pinson, L (1,8) OBP: 0.391, SLG: 0.476	K			K		E4		BB		4	0	1	1	0	2	1			
Frank Robinson, R (1,9) OBP: 0.227, SLG: 0.158				F8		FC1-4		BB		3	0	0	0	1	0	2			
Wally Post, R (1,7) OBP: 0.471, SLG: 1.000	K			K		F7		K		4	1	1	1	0	2	5			
Gordy Coleman, L (1,3) OBP: 0.286, SLG: 0.263	F5			F5		E3		F8		4	0	0	0	0	0	3			
Tommy Harper, R (1,5) OBP: 0.238, SLG: 0.200				F9		FC6-4		G3		4	0	0	0	0	0	1			
Darrell Johnson, R (1,2)				5-3		FC6-4		5-3		2	0	0	0	1	0	0			
Johnny Edwards, L (9, PH) OBP: 0.143, SLG: 0.077				5-3		IBB		F8		1	0	1	0	0	0	0			
Jim O'Toole, S (1,1)				F8		K		G3		2	0	0	0	0	1	2			
Leo Cardenas, R (8, PH)								4-3		0	1	0	0	0	0	0			
Howie Nunn, R (8, 1)								1B		0	0	0	0	0	0	0			
Marty Keough, L (9, PH) OBP: 0.333, SLG: 0.333								HBP		1	0	0	0	0	0	1			
Inning Stats	R: 0 E: 0 K: 1 S: 5	H: 0 LOB: 0 BB: 0 P: 5	R: 0 E: 0 K: 1 S: 5	H: 0 LOB: 0 BB: 0 P: 5	R: 0 E: 0 K: 0 S: 3	H: 0 LOB: 0 BB: 0 P: 3	R: 0 E: 0 K: 1 S: 5	H: 0 LOB: 0 BB: 0 P: 5	R: 1 E: 1 K: 0 S: 4	H: 1 LOB: 2 BB: 1 P: 8	R: 0 E: 0 K: 0 S: 3	H: 0 LOB: 0 BB: 0 P: 3	R: 1 E: 0 K: 1 S: 6	H: 1 LOB: 3 BB: 2 P: 15	R: 0 E: 0 K: 1 S: 6	H: 1 LOB: 1 BB: 0 P: 6	1B: 2 2B: 0 3B: 0 HR: 1	SF: 0 SAC: 0 DP: 0 HBP: 1	WP: 0 PA: 37 PB: 0 SB: 1 CS: 0
PITCHER	IP WLS BF H R ER SO BB IBB HBP BLK WP HR S P ERA WHIP																		
Billy Pierce, L (1,1) ERA: 2.45	7.1 W 30 2 2 2 4 2 1 1 0 0 1 34 47 2.46 0.545																		
Stu Miller, R (8,1) ERA:	1.2 S 7 1 0 0 2 1 0 0 0 0 0 0 10 14 0.00 1.200																		



Batter	1	2	3	4	5	6	7	8	9	AB	R	H	RBI	BB	SO	LOB	BOTTOM		
Harvey Kuenn, R (1,7) OBP: 0.438, SLG: 0.462	K							5-3	K	4	0	1	1	1	2	2	Cincinnati Reds @ San Francisco Giants Candlestick Park, San Francisco, CA Fri Apr 13 1962, 9:05 PM EST Att: 23,775 - Unknown livebaseballscorecards.com		
Jose Pagan, R (1,6) OBP: 0.353, SLG: 0.706	5-3							HR	6-3	5	1	1	0	0	1	6			
Willie Mays, R (1,8) OBP: 0.353, SLG: 0.857	CS							F7		3	1	1	1	1	0	4			
Orlando Cepeda, R (1,3) OBP: 0.313, SLG: 0.538	CS							1B		3	2	1	2	1	1	0			
Felipe Alou, R (1,9) OBP: 0.438, SLG: 0.429								F8		4	0	1	0	0	1	0			
Ed Bailey, L (1,2) OBP: 0.313, SLG: 0.250	F3							K		3	1	0	0	1	1	2			
Jim Davenport, R (1,5) OBP: 0.267, SLG: 0.214								1B		4	1	2	1	0	1	1			
Chuck Hiller, L (1,4) OBP: 0.313, SLG: 0.267								1B		4	0	3	2	0	0	0			
Billy Pierce, L (1,1) OBP: 0.333, SLG: 0.333								1B		3	1	1	0	0	0	3			
Stu Miller, R (8,1) ERA:								1-3		1	0	0	0	0	0	2			
Inning Stats	R: 0 E: 0 K: 1 S: 4	H: 0 LOB: 1 BB: 1 P: 8	R: 0 E: 0 K: 2 S: 7	H: 0 LOB: 0 BB: 0 P: 7	R: 0 E: 0 K: 1 S: 7	H: 2 LOB: 3 BB: 1 P: 11	R: 0 E: 0 K: 0 S: 3	H: 0 LOB: 0 BB: 0 P: 3	R: 1 E: 0 K: 1 S: 7	H: 2 LOB: 1 BB: 0 P: 7	R: 3 E: 0 K: 1 S: 8	H: 3 LOB: 1 BB: 1 P: 12	R: 2 E: 0 K: 0 S: 5	H: 2 LOB: 0 BB: 0 P: 5	R: 1 E: 0 K: 1 S: 7	H: 2 LOB: 2 BB: 1 P: 11	1B: 8 2B: 1 3B: 0 HR: 2	SF: 0 SAC: 0 DP: 0 HBP: 0	WP: 0 PA: 39 PB: 0 SB: 1 CS: 1
PITCHER	IP WLS BF H R ER SO BB IBB HBP BLK WP HR S P ERA WHIP																		
Jim O'Toole, L (1,1) ERA: 7.71	7.0 L 32 9 6 6 6 3 0 0 0 0 0 2 41 53 7.71 1.714																		
Howie Nunn, R (8,1) ERA: 9.0	1.0 6 2 1 1 1 1 0 0 0 0 0 0 7 11 9.00 3.000																		




Batter	1	2	3	4	5	6	7	8	9	AB	R	H	RBI	BB	SO	LOB	TOP																	
Don Blasingame, L (1.4)	F4		SF7			6-3			G3	3	1	1	1	1	0	0	Cincinnati Reds @ San Francisco Giants Candlestick Park, San Francisco, CA Sat Apr 14 1962, 6:33 AM EST Att: 18,086 - Unknown																	
Eddie Kasko, R (1.6)	5-3		SF9				F3		F9	5	1	1	0	0	1	3																		
Vada Pinson, L (1.8)	G3		SF9						G3	3	0	0	1	1	1	3																		
Frank Robinson, R (1.9)		2B	F6						F9	5	1	2	0	0	0	3																		
Gordy Coleman, L (1.3)		1B							HR	4	2	3	3	0	0	1																		
Wally Post, R (1.7)	6-3		F4				F7		F2	4	0	0	0	0	0	3																		
Johnny Edwards, L (1.2)		1B								2	1	1	1	2	1	1																		
Tommy Harper, R (1.5)		K							K	3	0	0	0	1	2	2																		
Sammy Ellis, L (1.1)		F7							F7	1	0	0	0	0	0	1																		
Johnny Klippstein, R (3.1)										0	0	0	0	0	0	0																		
Joe Gaines, R (4. PH)										0	0	0	0	0	0	0																		
Moe Drabowsky, R (4.1)										0	0	0	0	0	0	0																		
Cliff Cook, R (6. PH)										0	0	0	0	0	0	0																		
Dave Sisler, R (6.1)										0	0	0	0	0	0	0																		
Jerry Lynch, SLG: 0.500 (8. PH)										1	0	0	0	0	0	1																		
Bob Miller, R (8.1)										0	0	0	0	0	0	0																		
Inning Stats	R: 0 E: 0 K: 0 S: 3	H: 0 LOB: 0 BB: 0 P: 3	R: 2 E: 0 K: 1 S: 8	H: 3 LOB: 1 BB: 0 P: 8	R: 2 E: 0 K: 0 S: 5	H: 2 LOB: 1 BB: 1 P: 9	R: 1 E: 0 K: 2 S: 7	H: 0 LOB: 2 BB: 3 P: 19	R: 0 E: 0 K: 1 S: 6	H: 1 LOB: 1 BB: 0 P: 6	R: 0 E: 0 K: 0 S: 3	H: 0 LOB: 0 BB: 1 P: 6	R: 1 E: 0 K: 1 S: 6	H: 1 LOB: 1 BB: 1 P: 10	R: 0 E: 0 K: 0 S: 4	H: 1 LOB: 1 BB: 0 P: 4	1B: 5 2B: 2 3B: 0 HR: 1	SF: 2 SAC: 0 DP: 1 HBP: 0	WP: 1 PB: 0 SB: 0 CS: 0	PA: 40														
PITCHER	IP WLS BF H R ER SO BB IBB HBP BLK WP HR S P ERA WHIP																																	
Gaylord Perry, R (1.1)	2.2		14	5	4	4	1	1	0	0	0	0	1	0	15	19	13.50	2.250																
Don Larsen, R (3.1)	6.1	W	26	3	2	2	4	5	0	0	0	0	0	1	29	49	2.84	1.263																


Batter	1	2	3	4	5	6	7	8	9	AB	R	H	RBI	BB	SO	LOB	BOTTOM																
Harvey Kuenn, R (1.7)		SF8							F4	3	2	3	4	0	0	0	Cincinnati Reds @ San Francisco Giants Candlestick Park, San Francisco, CA Sat Apr 14 1962, 6:33 AM EST Att: 18,086 - Unknown																
Matty Alou, L (7. PH)	1B									1	0	0	0	0	0	0																	
Chuck Hillier, L (1.4)	F5									5	0	2	1	0	0	3																	
Willie Mays, R (1.8)	K									4	0	0	0	1	2	3																	
Orlando Cepeda, R (1.3)	1B									5	3	3	2	0	1	2																	
Felipe Alou, R (1.9)	E1									5	3	3	3	0	0	1																	
Ed Bailey, L (1.2)	K									2	1	0	0	2	1	0																	
Jose Pagan, R (1.6)		E6								4	1	0	0	0	0	2																	
Jim Davenport, R (1.5)		F9								4	2	2	0	0	0	1																	
Gaylord Perry, R (1.1)		E1								1	0	0	0	0	0	1																	
Don Larsen, R (3.1)		E5								2	1	0	0	0	0	1																	
Inning Stats	R: 3 E: 1 K: 2 S: 10	H: 3 LOB: 0 BB: 0 P: 10	R: 1 E: 2 K: 0 S: 5	H: 0 LOB: 1 BB: 0 P: 5	R: 2 E: 2 K: 1 S: 11	H: 5 LOB: 1 BB: 1 P: 15	R: 1 E: 0 K: 1 S: 6	H: 1 LOB: 0 BB: 0 P: 6	R: 1 E: 0 K: 0 S: 5	H: 2 LOB: 1 BB: 0 P: 5	R: 1 E: 0 K: 0 S: 3	H: 1 LOB: 0 BB: 1 P: 7	R: 0 E: 0 K: 0 S: 3	H: 0 LOB: 0 BB: 0 P: 3	R: 0 E: 0 K: 0 S: 3	H: 1 LOB: 1 BB: 1 P: 7	1B: 8 2B: 1 3B: 0 HR: 4	SF: 1 SAC: 1 DP: 2 HBP: 0	WP: 0 PB: 0 SB: 0 CS: 0	PA: 41													
PITCHER	IP WLS BF H R ER SO BB IBB HBP BLK WP HR S P ERA WHIP																																
Sammy Ellis, R (1.1)	2.1	L	15	5	7	3	2	1	0	0	0	1	1	11	22	11.57	2.571																
Johnny Klippstein, R (3.1)	0.2		6	3	3	0	1	0	0	0	0	0	0	8	8	0.00	4.500																
Moe Drabowsky, R (4.1)	2.0		9	3	2	2	1	0	0	0	1	0	1	11	11	9.00	1.500																
Dave Sisler, R (6.1)	2.0		7	1	1	1	0	1	0	0	0	0	1	6	10	4.50	1.000																
Bob Miller, L (8.1)	1.0		4	1	0	0	0	1	0	0	0	0	0	3	7	0.00	2.000																

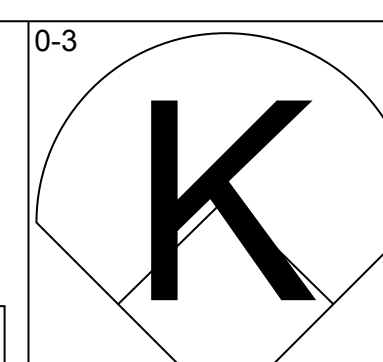
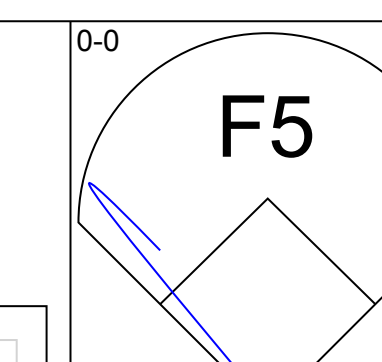
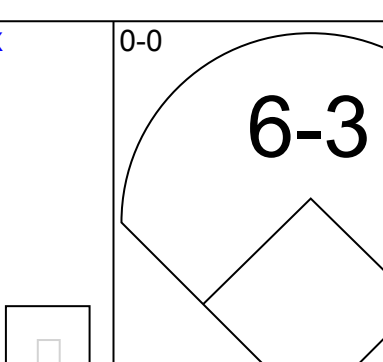
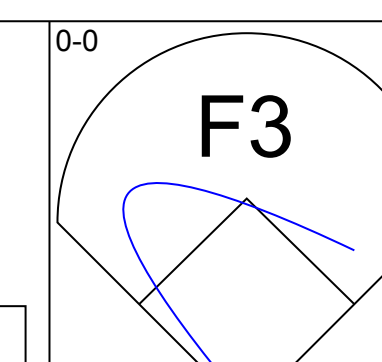
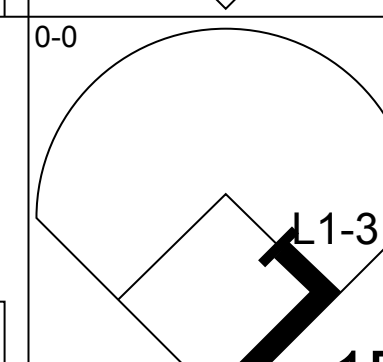
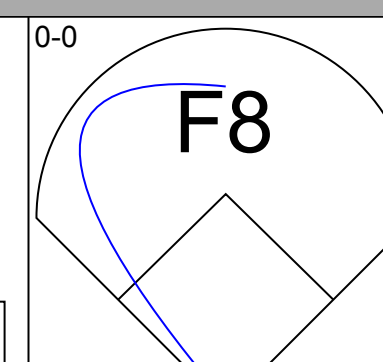
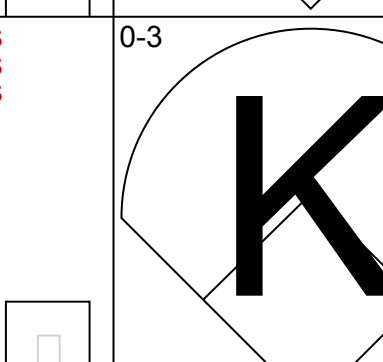
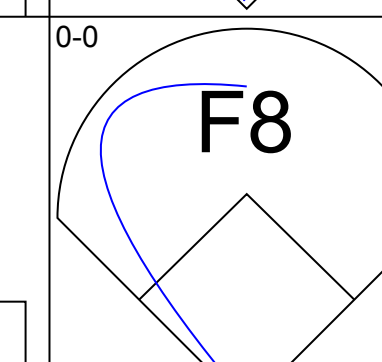
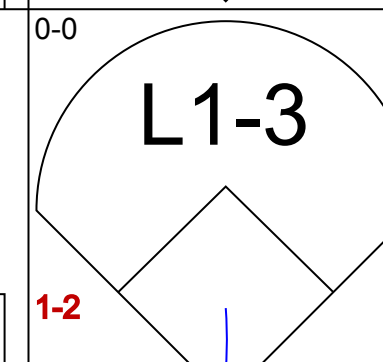
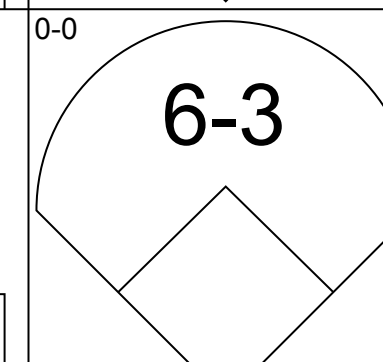
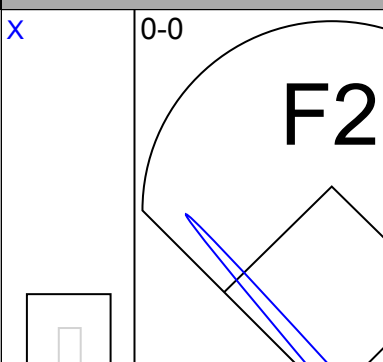
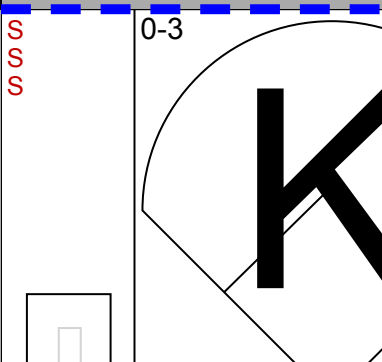
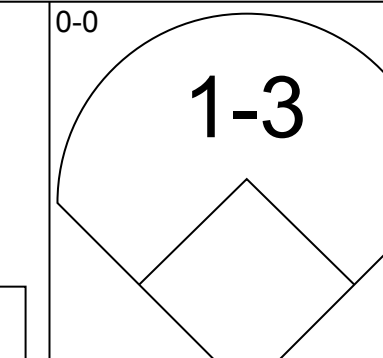
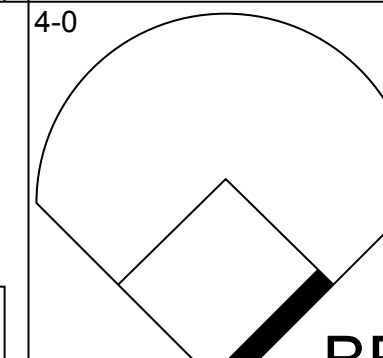
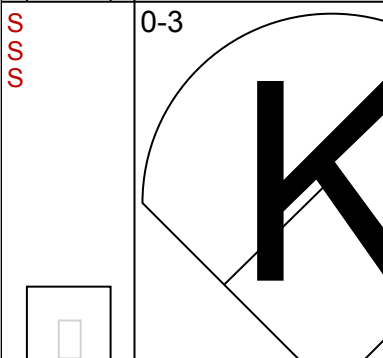
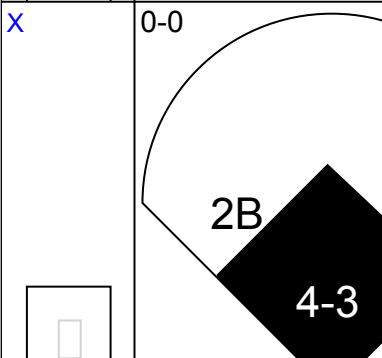
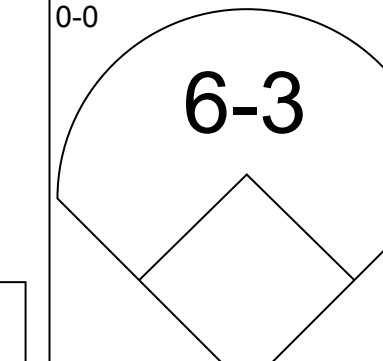
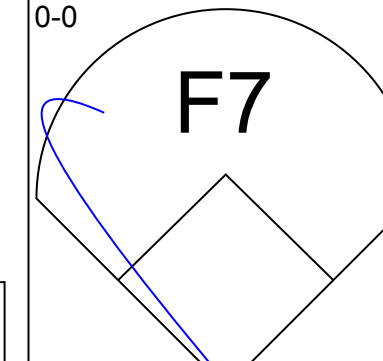
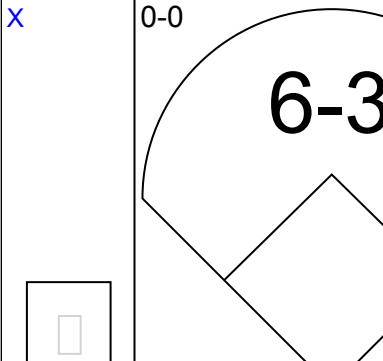
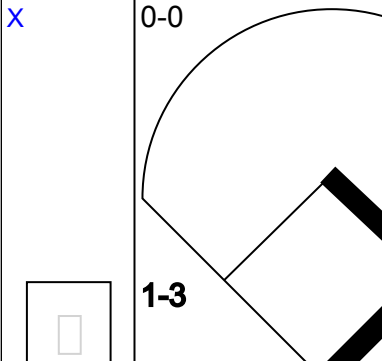
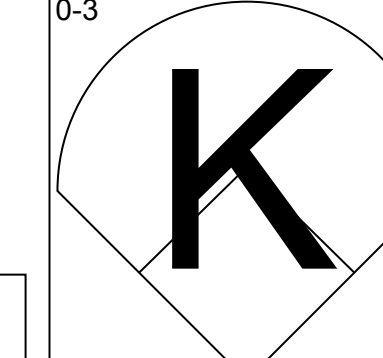
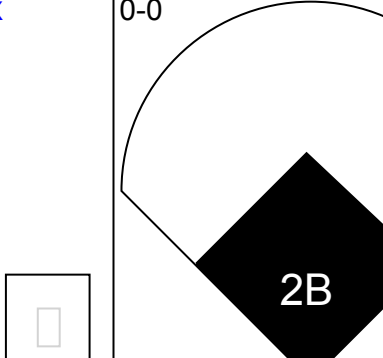
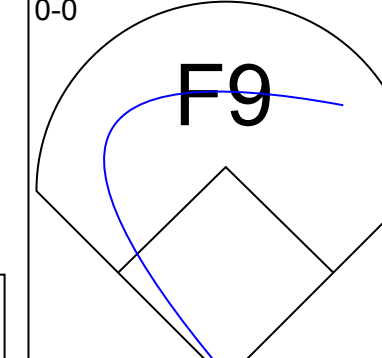
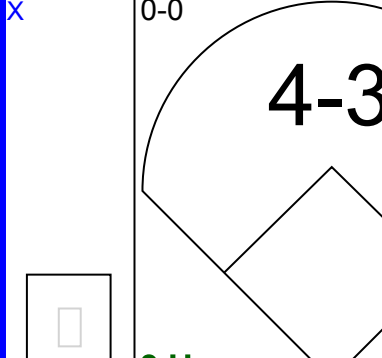
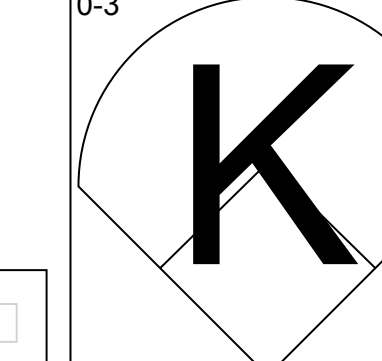
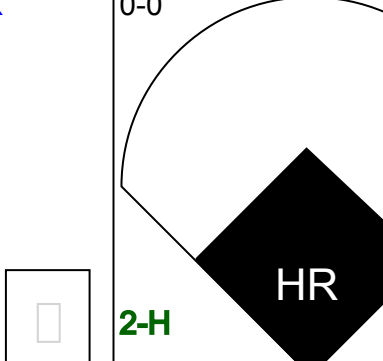
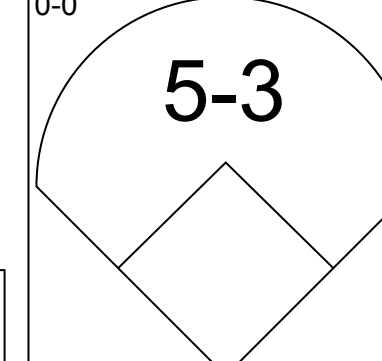
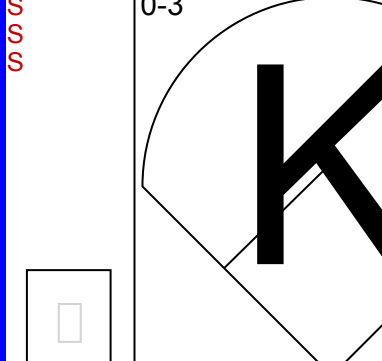
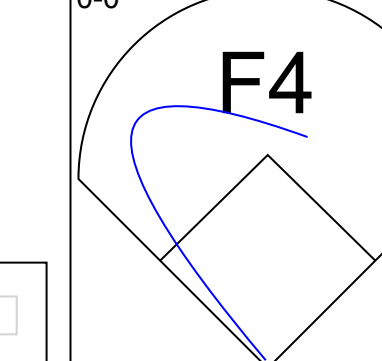
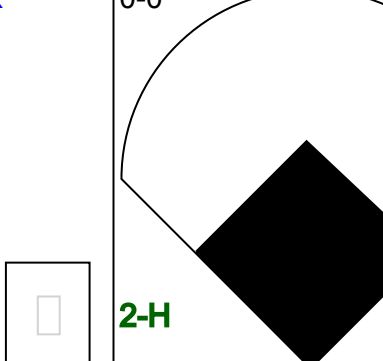
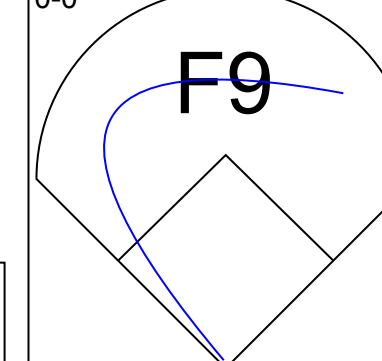
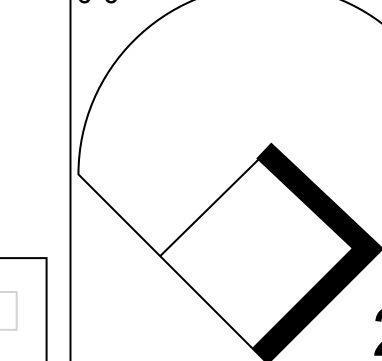
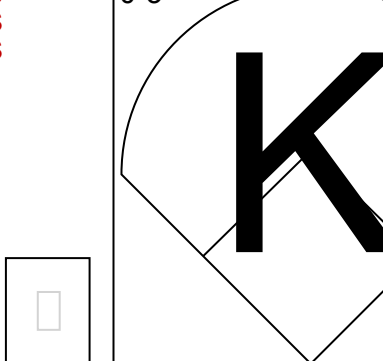
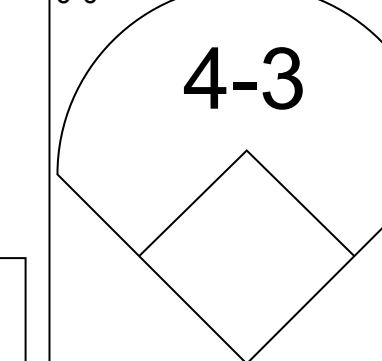
Batter	1	2	3	4	5	6	7	8	9	AB	R	H	RBI	BB	SO	LOB	TOP		
Don Blasingame, L (1,4) OBP: 0.350, SLG: 0.143										4	1	0	0	1	1	3	Cincinnati Reds @ San Francisco Giants Candlestick Park, San Francisco, CA Sun Apr 15 1962, 6:33 AM EST Att: 28,697 - Unknown		
Eddie Kasko, R (1,5) OBP: 0.295, SLG: 0.333										4	1	0	0	1	0	1			
Vada Pinson, L (1,8) OBP: 0.375, SLG: 0.500										4	1	2	1	0	0	0			
Frank Robinson, R (1,9) OBP: 0.290, SLG: 0.269										2	1	1	1	0	0	1			
Gordy Coleman, L (1,3) OBP: 0.345, SLG: 0.481										4	0	1	1	0	0	3			
Wally Post, R (1,7) OBP: 0.320, SLG: 0.652										4	0	0	0	0	0	3			
Marty Keough, L (9,7) OBP: 0.333, SLG: 0.333										0	0	0	0	0	0	0			
Leo Cardenas, R (1,6)										4	0	0	0	0	1	1			
Johnny Edwards, L (1,2) OBP: 0.318, SLG: 0.222										3	0	1	0	1	0	0			
Bob Purkey, R (1,1) OBP: 0.333, SLG: 0.333										2	0	1	0	0	0	1			
Jim Brosnan, R (8,1)										1	0	0	0	0	0	0			
Inning Stats	R: 2 E: 0 K: 0 S: 4	H: 1 LOB: 1 BB: 2 P: 12	R: 0 E: 0 K: 1 S: 5	H: 0 LOB: 1 BB: 1 P: 9	R: 2 E: 2 K: 0 S: 6	H: 2 LOB: 1 BB: 0 P: 6	R: 0 E: 0 K: 0 S: 4	H: 1 LOB: 1 BB: 0 P: 4	R: 0 E: 0 K: 1 S: 6	H: 1 LOB: 1 BB: 0 P: 6	R: 0 E: 0 K: 0 S: 3	H: 0 LOB: 0 BB: 0 P: 4	R: 0 E: 0 K: 0 S: 3	H: 0 LOB: 0 BB: 0 P: 3	R: 0 E: 0 K: 0 S: 3	H: 0 LOB: 0 BB: 0 P: 3	1B: 4 2B: 1 3B: 1 HR: 0	SF: 1 SAC: 1 DP: 0 HBP: 1	WP: 0 PA: 38 PB: 0 SB: 1 CS: 0
PITCHER	IP WLS BF H R ER SO BB IBB HBP BLK WP HR S P ERA WHIP																		
Juan Marichal, R (1,1) ERA: 1.13	7.0 L 32 6 4 2 2 3 0 1 0 0 0 0 32 45 2.57 1.286																		
Jim Duffalo, R (8,1) ERA:	1.0 3 0 0 0 0 0 0 0 0 0 0 0 3 3 0.00 0.000																		
Stu Miller, R (9,1) ERA:	1.0 3 0 0 0 0 0 0 0 0 0 0 0 3 3 0.00 0.000																		

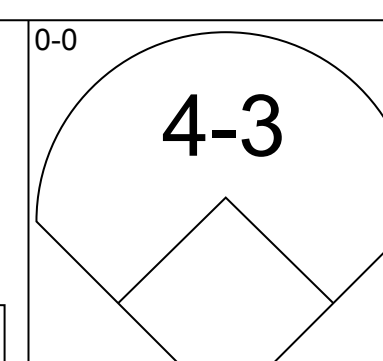
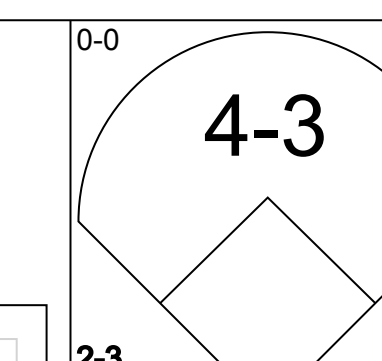
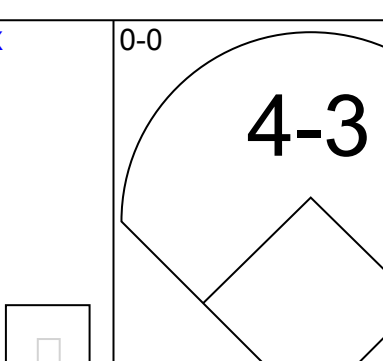
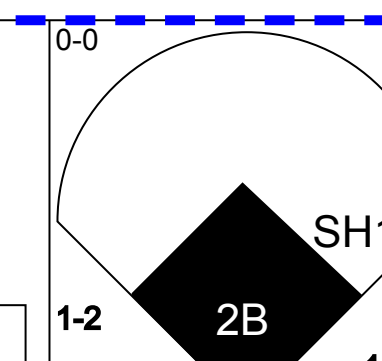
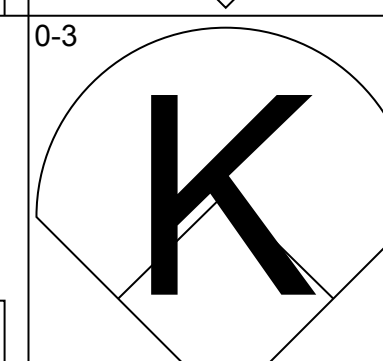
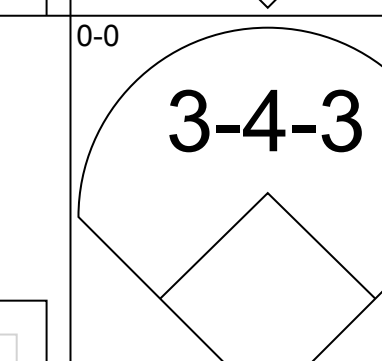
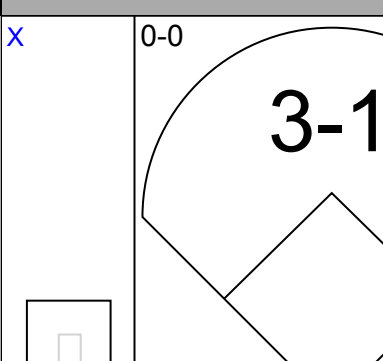
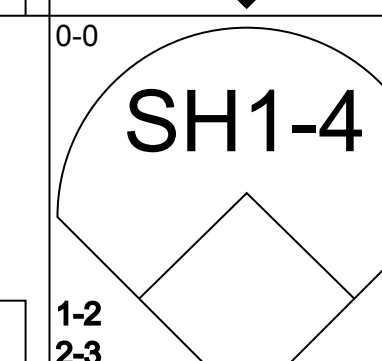
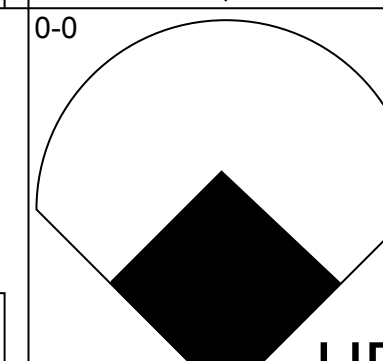
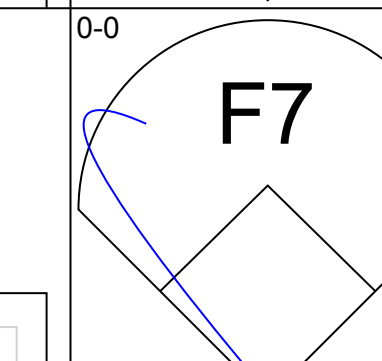
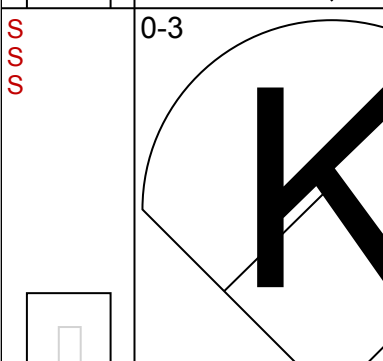
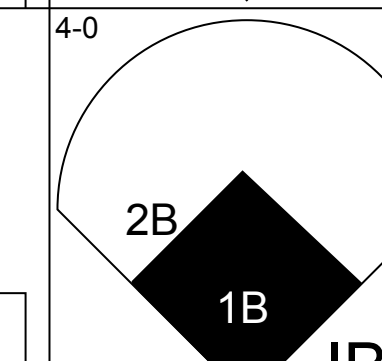
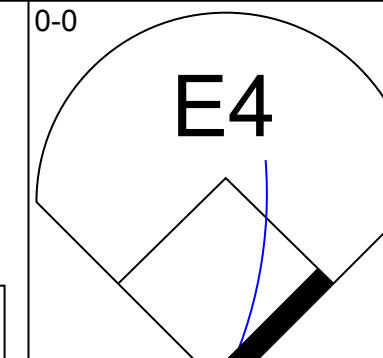
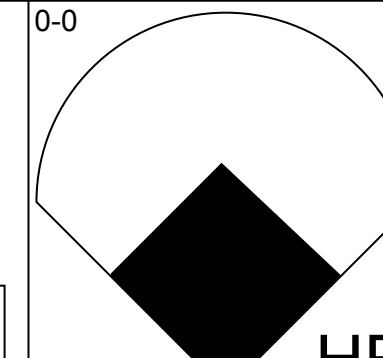
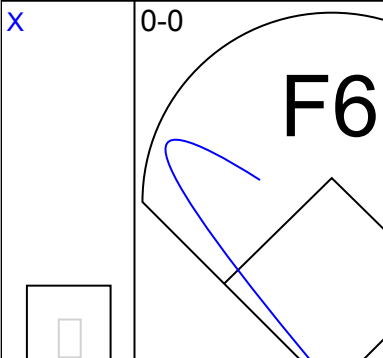
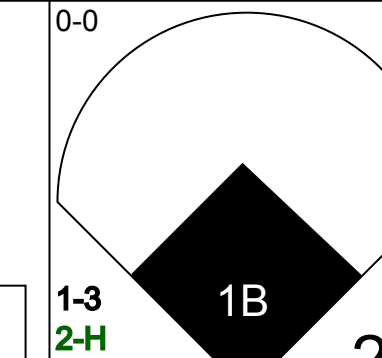
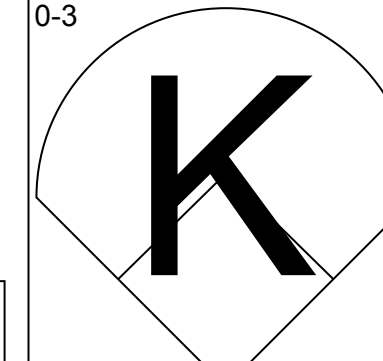
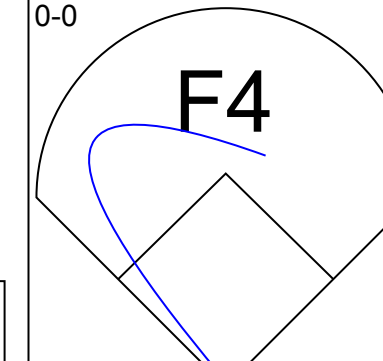
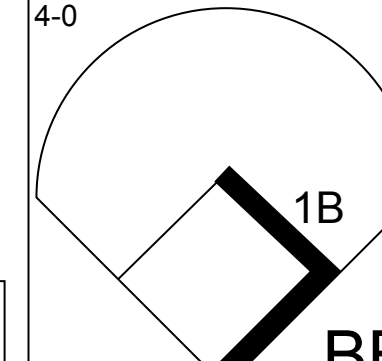
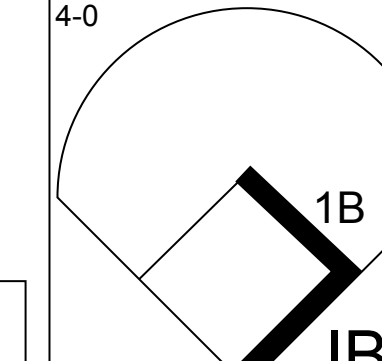
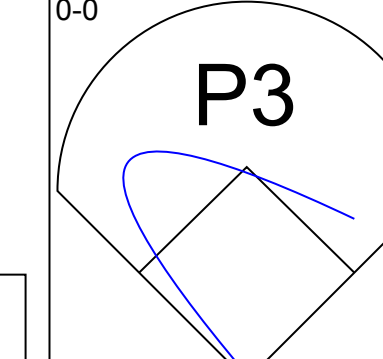
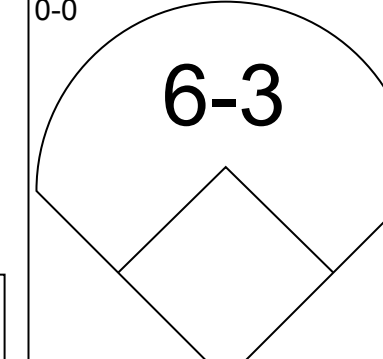
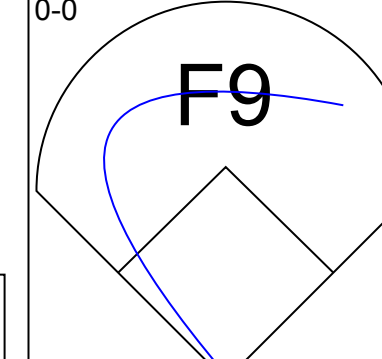
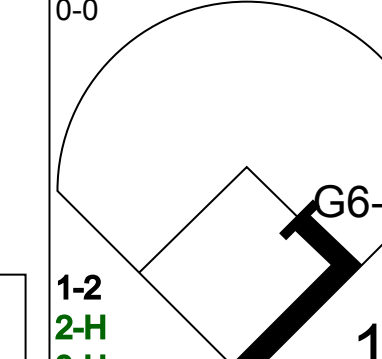
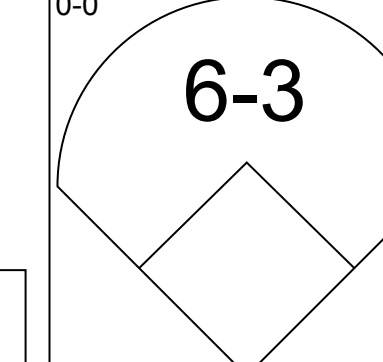
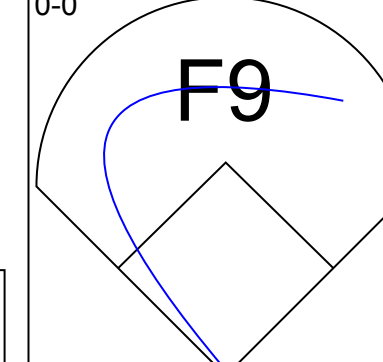
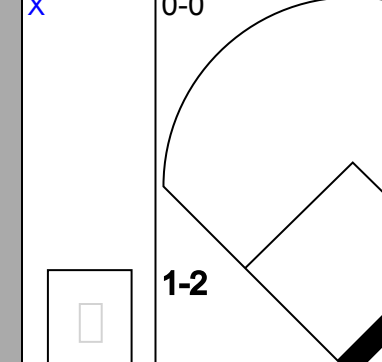
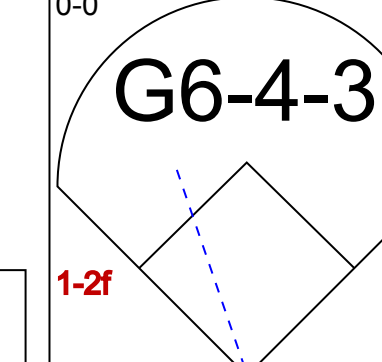
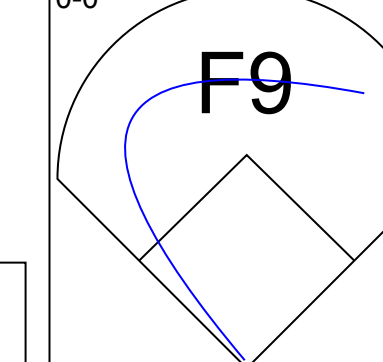
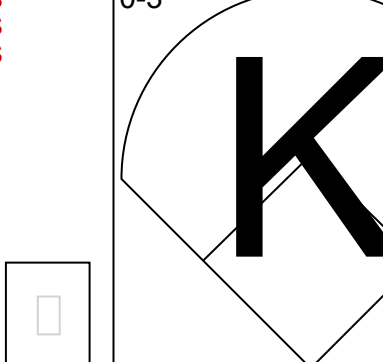
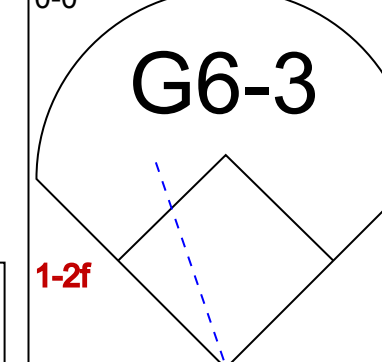
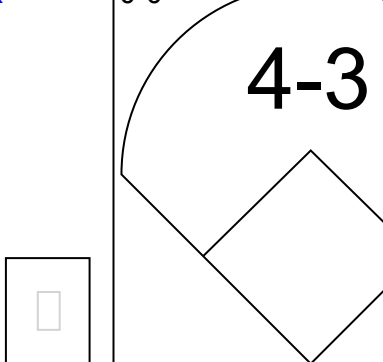
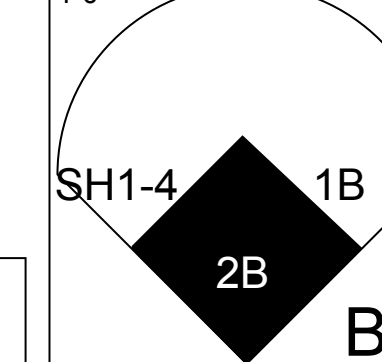
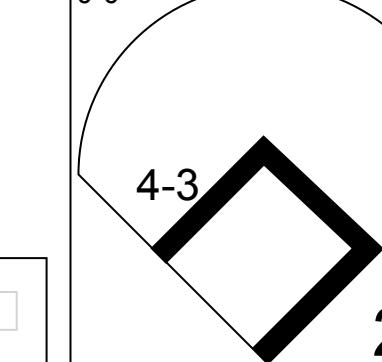
Batter	1	2	3	4	5	6	7	8	9	AB	R	H	RBI	BB	SO	LOB	BOTTOM		
Harvey Kuenn, R (1,7) OBP: 0.480, SLG: 0.524										5	0	2	0	0	0	0	Cincinnati Reds @ San Francisco Giants Candlestick Park, San Francisco, CA Sun Apr 15 1962, 6:33 AM EST Att: 28,697 - Unknown		
Chuck Hillier, L (1,4) OBP: 0.308, SLG: 0.280										5	0	1	0	0	1	2			
Willie Mays, R (1,8) OBP: 0.370, SLG: 0.652											5	1	3	0	0	2			
Orlando Cepeda, R (1,3) OBP: 0.308, SLG: 0.696										5	0	0	0	1	4				
Felipe Alou, R (1,9) OBP: 0.520, SLG: 0.783											4	1	3	1	0	2			
Ed Bailey, L (1,2) OBP: 0.333, SLG: 0.278											4	1	1	1	0	2			
Jose Pagan, R (1,6) OBP: 0.360, SLG: 0.600											4	0	3	1	0	0			
Jim Davenport, R (1,5) OBP: 0.304, SLG: 0.318											4	0	1	0	0	4			
Juan Marichal, R (1,1) OBP: 0.400, SLG: 0.600										2	0	0	0	0	0	0			
Dick Phillips, L (7,PH)										1	0	0	0	0	0	0			
Jim Duffalo, R (8,1)										0	0	0	0	0	0	0			
Matty Alou, L (8,PH)										1	0	0	0	0	1				
Stu Miller, R (9,1)										0	0	0	0	0	0	0			
Inning Stats	R: 0 E: 0 K: 0 S: 5	H: 2 LOB: 2 BB: 0 P: 5	R: 0 E: 0 K: 0 S: 3	H: 0 LOB: 0 BB: 0 P: 3	R: 0 E: 0 K: 0 S: 4	H: 1 LOB: 1 BB: 0 P: 4	R: 0 E: 0 K: 0 S: 5	H: 2 LOB: 2 BB: 0 P: 5	R: 0 E: 0 K: 0 S: 3	H: 0 LOB: 0 BB: 0 P: 3	R: 3 E: 1 K: 1 S: 9	H: 5 LOB: 1 BB: 0 P: 9	R: 0 E: 0 K: 0 S: 4	H: 1 LOB: 1 BB: 0 P: 4	R: 0 E: 0 K: 0 S: 4	H: 1 LOB: 1 BB: 0 P: 4	1B: 13 2B: 1 3B: 0 HR: 0	SF: 0 SAC: 0 DP: 0 HBP: 0	WP: 0 PA: 40 PB: 0 SB: 0 CS: 0
PITCHER	IP WLS BF H R ER SO BB IBB HBP BLK WP HR S P ERA WHIP																		
Bob Purkey, R (1,1) ERA: 3.07	7.1 W 33 11 3 3 2 0 0 0 0 0 0 0 37 37 3.68 1.500																		
Jim Brosnan, R (8,1) ERA: 3.0	1.2 S 7 3 0 0 0 0 0 0 0 0 0 0 7 7 0.00 1.800																		



Batter	1	2	3	4	5	6	7	8	9	AB	R	H	RBI	BB	SO	LOB	TOP										
Maury Wills, S OBP: 0.395, SLG: 0.438	1-0 6-3	1-2 1-H 3B		0-0 2B 1B		1-2 L4			0-2 G3 SH1-4 1B	5	1	3	1	0	0	0	Los Angeles Dodgers @ San Francisco Giants Candlestick Park, San Francisco, CA Tue Apr 17 1962, 6:33 AM EST Att: 25,841 - Unknown AB 34 R 8 H 9 RBI 8 BB 5 SO 7 LOB 12 										
Jim Gilliam, S OBP: 0.382, SLG: 0.516	3-2 F8	3-1 B1-3		2-0 E3 2B		0-1 F4			1-0 SH1-4	4	1	0	0	0	0	3											
Lee Walls, R OBP: 0.471, SLG: 0.429	1-1 FC6-4 1B		1-2 L7	3-1 F6		2-2			2-2 G3	2	0	1	0	0	0	0											
Duke Snider, L OBP: 0.625, SLG: 0.667									1-2		1	0	0	0	0	3											
Willie Davis, L OBP: 0.412, SLG: 0.563									2-3		2	0	1	0	0	1											
Tommy Davis, R OBP: 0.448, SLG: 0.889	2-1 FC6-4		4-2 HR	2-2					1-2 6-3	4	1	1	3	1	0	2											
Frank Howard, R OBP: 0.214, SLG: 0.385		1-2 L8	1-2	4-0 IBB		2-3 K				3	1	1	2	1	1	0											
Ron Fairly, L OBP: 0.286, SLG: 0.412			1-H HR							0	0	0	0	0	0	0											
Daryl Spencer, R OBP: 0.406, SLG: 0.346		4-1 HR	4-1 L6-3 BB	2-3 K		1-3 K				2	1	0	0	2	2	2											
Tim Harkness, L OBP: 0.375, SLG: 0.750		2-1 1-H HR	2-0 L6-3		3-1 G3				0-3 K	4	1	1	2	0	1	1											
Norm Sherry, R OBP: 0.167, SLG: 0.091		0-0 F4		2-3 K		0-3 K			1-0 F6	4	0	0	0	0	2	0											
Don Drysdale, R OBP: 0.667, SLG: 0.800		1-2 3B 1B		4-0 E 2B BB		1-0 L7			1-3 K	2	2	1	0	1	0	0											
Larry Sherry, R OBP: 0.412, SLG: 0.563										1	0	0	0	0	1	0											
Inning Stats	R: 0 E: 0 K: 0 S: 10	H: 1 LOB: 1 BB: 0 P: 17	R: 3 E: 0 K: 0 S: 16	H: 3 LOB: 1 BB: 1 P: 28	R: 2 E: 0 K: 0 S: 10	H: 1 LOB: 0 BB: 2 P: 22	R: 3 E: 1 K: 2 S: 16	H: 2 LOB: 2 BB: 2 P: 35	R: 0 E: 0 K: 1 S: 6	H: 0 LOB: 0 BB: 0 P: 10	R: 0 E: 0 K: 2 S: 8	H: 0 LOB: 0 BB: 0 P: 13	R: 0 E: 0 K: 2 S: 9	H: 0 LOB: 0 BB: 0 P: 11	R: 0 E: 0 K: 0 S: 11	H: 1 LOB: 1 BB: 0 P: 15	1B: 4 2B: 3 3B: 1 HR: 2	SF: 0 SAC: 1 DP: 1 HBP: 0	WP: 0 PB: 0 SB: 0 CS: 0	PA: 40							
PITCHER	IP	WLS	BF	H	R	ER	SO	BB	IBB	HBP	BLK	WP	HR	S	P	ERA	WHIP										
Mike McCormick, L ERA: 15.43	2.1	L	14	5	5	4	0	2	0	0	0	0	2	34	59	15.43	3.000										
Jim Duffalo, R ERA:	2.2		13	2	3	0	3	2	1	0	0	0	0	24	53	0.00	1.500										
Richard LeMay, L ERA:	1.0		3	1	0	0	0	0	0	0	0	0	0	8	11	0.00	1.000										
Bobby Bolin, R ERA:	2.0		6	0	0	0	4	0	0	0	0	0	0	17	24	0.00	0.000										
Stu Miller, R ERA:	1.0		4	1	0	0	0	0	0	0	0	0	0	11	15	0.00	1.000										

Batter	1	2	3	4	5	6	7	8	9	AB	R	H	RBI	BB	SO	LOB	BOTTOM										
Harvey Kuenn, R OBP: 0.543, SLG: 0.500	1-3 K	2-0 G4-6-3			4-1 1B 1B BB		2-1 HBP 1B	4-1		3	1	1	0	2	1	1	Los Angeles Dodgers @ San Francisco Giants Candlestick Park, San Francisco, CA Tue Apr 17 1962, 6:33 AM EST Att: 25,841 - Unknown AB 35 R 7 H 9 RBI 7 BB 7 SO 6 LOB 24 										
Chuck Hillier, L OBP: 0.351, SLG: 0.324	1-1 1B 3B		0-1 L4		2-1 L8		1-1 1B	1-0 F8		5	2	2	0	0	0	3											
Matty Alou, L OBP: 0.375, SLG: 0.286	0-0 1B		0-0 6-3		1-0 1B		1-1 1B	2-1 4-3		4	2	2	0	0	0	1											
Orlando Cepeda, R OBP: 0.361, SLG: 0.633	2-3 K		0-1 4-3		1-0 F9		0-0 2B		4-1 FC6-4 BB	4	0	1	3	1	1	5											
Felipe Alou, R OBP: 0.514, SLG: 0.871	1-1 1-H 2-H 3B			0-3 K	1-2 1B		0-3 E BB		0-1 FC6-4 FC5-4	4	0	2	3	1	1	1											
Ed Bailey, L OBP: 0.364, SLG: 0.462				0-1 1B	1-2 2-3 3-H 1B		2-1 E4 BB		3-2 FC5-4	3	1	1	1	1	0	4											
Ernie Bowman, R OBP: 0.333, SLG: 0.462									1-2 FC5-4	0	0	0	0	0	0	0											
Manny Mota, R OBP: 0.382, SLG: 0.679									1-2 1B	1	0	0	0	0	0	1											
Jose Pagan, R OBP: 0.333, SLG: 0.531	1-3 K			0-0 5-3		0-1 G3	1-3 K		1-0 F5	3	0	0	0	0	1	2											
Willie Mays, R OBP: 0.382, SLG: 0.679										2	0	0	0	0	1	3											
Jim Davenport, R OBP: 0.323, SLG: 0.393		4-2 FC2-6 BB			1-0 F6		1-2 F4	0-2 F7		2	0	0	0	1	0	0											
Willie McCovey, L OBP: 0.382, SLG: 0.679										1	0	0	0	0	0	2											
Joe Pignatano, R OBP: 0.382, SLG: 0.679										0	0	0	0	0	0	0											
Mike McCormick, L ERA: 15.43		0-0 FC2-6			4-0 1B BB		0-1 F7		2-3 K	1	0	0	0	0	0	1											
Jim Duffalo, R ERA:										0	0	0	0	0	0	0											
Dick Phillips, L ERA:										0	1	0	0	1	0	0											
Richard LeMay, L ERA:										0	0	0	0	0	0	0											
Tom Haller, L ERA:										0	0	0	0	0	0	0											
Bobby Bolin, R ERA:										0	0	0	0	0	0	0											
Don Larsen, R ERA:										1	0	0	0	0	1	0											
Stu Miller, R ERA:										0	0	0	0	0	0	0											
Inning Stats	R: 2 E: 0 K: 3 S: 15	H: 3 LOB: 2 BB: 1 P: 25	R: 0 E: 0 K: 0 S: 4	H: 0 LOB: 0 BB: 1 P: 10	R: 0 E: 0 K: 0 S: 5	H: 0 LOB: 0 BB: 0 P: 5	R: 1 E: 0 K: 1 S: 7	H: 1 LOB: 0 BB: 0 P: 8	R: 1 E: 0 K: 0 S: 11	H: 2 LOB: 3 BB: 2 P: 24	R: 0 E: 0 K: 0 S: 9	H: 0 LOB: 0 BB: 0 P: 10	R: 3 E: 1 K: 1 S: 14	H: 3 LOB: 2 BB: 1 P: 25	R: 0 E: 0 K: 1 S: 8	H: 0 LOB: 1 BB: 1 P: 17	R: 0 E: 0 K: 0 S: 9	H: 0 LOB: 1 BB: 1 P: 17	1B: 6 2B: 1 3B: 1 HR: 1	SF: 0 SAC: 0 DP: 1 HBP: 1	WP: 0 PB: 0 SB: 0 CS: 0	PA: 43					
PITCHER	IP	WLS	BF	H	R	ER	SO	BB	IBB	HBP	BLK	WP	HR	S	P	ERA	WHIP										
Don Drysdale, R ERA: 5.87	6.1	W	31	9	7	7	4	4	0	1	0	0	0	57	92	9.95	2.053										
Larry Sherry, R ERA:	2.2	S	12	0	0	0	2	3	0	0	0	0	0	25	49	0.00	1.125										

Batter	1	2	3	4	5	6	7	8	9	AB	R	H	RBI	BB	SO	LOB	TOP					
Harvey Kuenn, R OBP: 0.497, SLG: 0.433										4	0	0	0	0	1	1	San Francisco Giants @ Milwaukee Braves Milwaukee County Stadium, Milwaukee, WI Wed Apr 18 1962, 4:33 AM EST Att: 30,001 - Unknown livebaseballscores.com					
Chuck Hiller, L OBP: 0.341, SLG: 0.316										4	0	1	0	0	1	0						
Willie Mays, R OBP: 0.342, SLG: 0.594										4	0	0	0	0	1	1						
Orlando Cepeda, R OBP: 0.375, SLG: 0.606										3	1	1	0	1	1	0						
Felipe Alou, R OBP: 0.487, SLG: 0.829										4	0	1	0	0	0	1						
Jim Davenport, R OBP: 0.324, SLG: 0.419 Dick Phillips, L (9, FH)										3	1	1	0	0	1	0						
Jose Pagan, R OBP: 0.333, SLG: 0.543 Willie McCovey, L (9, FH) Manny Mota, R (9, FH)									3	1	1	1	0	1	0	0						
Tom Haller, L OBP: 0.250, SLG: 1.000									3	1	1	2	0	0	0	0						
Jack Sanford, R OBP: 0.286, SLG: 0.333 Stu Miller, R (8, 1)									3	0	1	0	0	1	0	0						
Inning Stats	R: 0 E: 0 K: 1 S: 5	H: 1 LOB: 0 BB: 0 P: 5	R: 0 E: 0 K: 1 S: 5	H: 0 LOB: 0 BB: 0 P: 5	R: 0 E: 0 K: 1 S: 6	H: 1 LOB: 0 BB: 0 P: 6	R: 0 E: 0 K: 0 S: 3	H: 0 LOB: 1 BB: 1 P: 7	R: 3 E: 0 K: 2 S: 10	H: 3 LOB: 0 BB: 0 P: 10	R: 0 E: 0 K: 0 S: 3	H: 0 LOB: 0 BB: 0 P: 3	R: 0 E: 0 K: 0 S: 3	H: 0 LOB: 0 BB: 0 P: 3	R: 1 E: 0 K: 2 S: 9	H: 2 LOB: 1 BB: 0 P: 9		1B: 2 2B: 5 3B: 0 HR: 1	SF: 0 SAC: 0 DP: 1 HBP: 0	WP: 0 PB: 0 SB: 0 CS: 0	PA: 34	
PITCHER	IP	WLS	BF	H	R	ER	SO	BB	IBB	HBP	BLK	WP	HR	S	P	ERA	WHIP					
Warren Spahn, L ERA: 5.95	(1, 1)	8.0	W	29	5	3	3	6	1	0	0	0	0	1	40	44	3.38	0.750				
Don Nottebart, R ERA: 1.29	(9, 1)	0.2		4	2	1	1	1	0	0	0	0	0	0	6	6	13.50	3.000				
Bob Hendley, L ERA: 1.8	(9, 1)	0.1	S	1	0	0	0	1	0	0	0	0	0	0	3	3	0.00	0.000				

Batter	1	2	3	4	5	6	7	8	9	AB	R	H	RBI	BB	SO	LOB	BOTTOM					
Howie Bedell, L OBP: 0.306, SLG: 0.314										4	1	1	0	0	0	1	San Francisco Giants @ Milwaukee Braves Milwaukee County Stadium, Milwaukee, WI Wed Apr 18 1962, 4:33 AM EST Att: 30,001 - Unknown livebaseballscores.com					
Mack Jones, L OBP: 0.314, SLG: 0.267										3	0	0	0	0	1	1						
Hank Aaron, R OBP: 0.333, SLG: 0.452										3	2	1	1	1	1	1						
Eddie Mathews, L OBP: 0.382, SLG: 0.481										4	2	2	3	0	0	0						
Joe Adcock, R OBP: 0.300, SLG: 0.250 Tommye Aaron, R OBP: 0.667, SLG: 0.500 (8, PR) (9, 3)										2	0	0	0	2	1	1						
Frank Bolling, R OBP: 0.345, SLG: 0.250										4	0	1	2	0	0	1						
Del Crandall, R OBP: 0.231, SLG: 0.250										4	0	1	0	0	0	2						
Roy McMillan, R OBP: 0.320, SLG: 0.381										3	0	0	0	0	1	2						
Warren Spahn, L OBP: 0.429, SLG: 0.400 Amado Samuel, R (8, PR)										2	0	1	0	1	0	0						
Don Nottebart, R OBP: 0.500, SLG: 0.500 Bob Hendley, R (9, 1)										0	1	0	0	0	0	0						
Inning Stats	R: 1 E: 1 K: 2 S: 9	H: 1 LOB: 1 BB: 0 P: 9	R: 0 E: 0 K: 0 S: 3	H: 0 LOB: 0 BB: 0 P: 3	R: 0 E: 0 K: 0 S: 4	H: 1 LOB: 1 BB: 0 P: 4	R: 1 E: 0 K: 0 S: 4	H: 1 LOB: 0 BB: 0 P: 4	R: 0 E: 0 K: 1 S: 5	H: 0 LOB: 0 BB: 0 P: 5	R: 0 E: 0 K: 0 S: 3	H: 1 LOB: 1 BB: 1 P: 7	R: 0 E: 0 K: 0 S: 5	H: 3 LOB: 2 BB: 3 P: 17	R: 4 E: 0 K: 0 S: 5	H: 3 LOB: 2 BB: 3 P: 17	1B: 3 2B: 2 3B: 0 HR: 2	SF: 0 SAC: 1 DP: 2 HBP: 0	WP: 0 PB: 0 SB: 0 CS: 0	PA: 34		
PITCHER	IP	WLS	BF	H	R	ER	SO	BB	IBB	HBP	BLK	WP	HR	S	P	ERA	WHIP					
Jack Sanford, R ERA: 3.86	(1, 1)	7.0	L	7	3	3	3	4	0	0	0	0	0	5	13	27.00	3.000					
Stu Miller, R ERA: 4.05	(8, 1)	1.0		7	3	3	3	0	0	2	0	0	0	0	5	13	27.00	3.000				

Batter	1	2	3	4	5	6	7	8	9	AB	R	H	RBI	BB	SO	LOB	TOP					
Harvey Kuenn, R OBP: 0.455, SLG: 0.400	F4		F2		WP BB BB 1B	6-3		4-3		5	1	1	0	0	0	1	San Francisco Giants @ Milwaukee Braves Milwaukee County Stadium, Milwaukee, WI Thu Apr 19 1962, 4:33 AM EST Att: 4,570 - Unknown livebaseballscorecards.com					
Chuck Hiller, L OBP: 0.345, SLG: 0.333			F4		BB WP 1B BB	4-3		F8		4	1	1	0	1	0	1						
Willie Mays, R OBP: 0.372, SLG: 0.600	2B		K		1B BB			1-3		3	2	1	0	2	1	1						
Orlando Cepeda, R OBP: 0.378, SLG: 0.579	F8				K			SH3 1B		5	1	2	0	0	1	5						
Felipe Alou, R OBP: 0.488, SLG: 0.795	G1				F2			SH3		4	0	2	1	0	0	5						
Ed Bailey, L OBP: 0.368, SLG: 0.429		FC3-6 BB			F8			F6		2	0	0	2	2	0	2						
Jose Pagan, R OBP: 0.341, SLG: 0.525		FC3-6 G4-6-3			F7			5-3		5	0	2	2	0	0	3						
Jim Davenport, R OBP: 0.342, SLG: 0.500		G4-6-3								3	1	1	1	1	0	3						
Juan Marichal, R OBP: 0.444, SLG: 0.429					BB WP BB	F8		F9		2	1	0	0	2	0	2						
Inning Stats	R: 0 E: 0 K: 0 S: 4	H: 1 LOB: 2 BB: 1 P: 8	R: 0 E: 0 K: 0 S: 2	H: 0 LOB: 0 BB: 1 P: 6	R: 0 E: 0 K: 1 S: 5	H: 0 LOB: 1 BB: 1 P: 9	R: 0 E: 0 K: 0 S: 4	H: 1 LOB: 1 BB: 0 P: 4	R: 5 E: 0 K: 1 S: 8	H: 3 LOB: 2 BB: 4 P: 24	R: 0 E: 0 K: 0 S: 3	H: 0 LOB: 0 BB: 0 P: 3	R: 2 E: 0 K: 0 S: 6	H: 4 LOB: 1 BB: 1 P: 10	R: 0 E: 0 K: 0 S: 3	H: 0 LOB: 0 BB: 0 P: 3	R: 0 E: 0 K: 0 S: 4	H: 1 LOB: 1 BB: 0 P: 4	1B: 7 2B: 2 3B: 0 HR: 1	SF: 1 SAC: 1 DP: 1 HBP: 0	WP: 2 PB: 0 CS: 1	PA: 43
PITCHER	IP WLS BF H R ER SO BB IBB HBP BLK WP HR S P ERA WHIP																					
Lew Burdette, R ERA: 9.0	(1, 1) 4.0 L 21 4 5 5 1 6 0 0 0 0 1 1 17 41 11.25 2.500																					
Ron Piche, R ERA:	(5, 1) 2.0 8 1 0 0 1 1 0 0 0 0 0 0 9 13 0.00 1.000																					
Tony Cloninger, R ERA: 6.0	(7, 1) 2.0 10 4 2 2 0 0 0 1 0 0 0 1 0 9 13 9.00 2.000																					
Hank Fischer, R ERA:	(9, 1) 1.0 4 1 0 0 0 0 0 0 0 0 0 0 4 4 0.00 1.000																					

Batter	1	2	3	4	5	6	7	8	9	AB	R	H	RBI	BB	SO	LOB	BOTTOM					
Howie Bedell, L OBP: 0.268, SLG: 0.275	4-3	F6		F7			K2-3		3-1	5	0	0	0	0	1	2	San Francisco Giants @ Milwaukee Braves Milwaukee County Stadium, Milwaukee, WI Thu Apr 19 1962, 4:33 AM EST Att: 4,570 - Unknown livebaseballscorecards.com					
Mack Jones, L OBP: 0.375, SLG: 0.324	E9 WP HR 1B			G6-3				HR 1B		4	2	3	0	0	0	1						
Hank Aaron, R OBP: 0.317, SLG: 0.400	HR BB		K		1-3		F8		K	4	1	0	0	1	2	4						
Eddie Mathews, L OBP: 0.385, SLG: 0.656	HR		F4		F8		F7		HR	5	2	2	5	0	0	1						
Joe Adcock, R OBP: 0.314, SLG: 0.414	F2				F7				F9	5	1	2	1	0	0	0						
Frank Bolling, R OBP: 0.364, SLG: 0.296				5-3		G5-4-3 BB		F9		3	0	1	0	1	0	1						
Bob Uecker, R	K					G5-4-3		K		3	0	0	0	1	2	2						
Roy McMillan, R OBP: 0.379, SLG: 0.417				F3						3	0	2	0	1	0	2						
Lew Burdette, R BP: 0.560, SLG: 0.550	(1, 1) 9.0 W 41 11 6 6 6 4 0 0 1 0 1 3 48 65 6.00 1.667																					
Ron Piche, R	(5, 1) 2.0 8 1 0 0 1 1 0 0 0 0 0 0 9 13 0.00 1.000																					
Lou Klimchok, L	(6, PH) 0.0 0 0 0 0 0 0 0 0 0 0 0 0 0 0 0 0 0																					
Tony Cloninger, R	(7, 1) 2.0 10 4 2 2 0 0 0 1 0 0 0 1 0 9 13 9.00 2.000																					
Tommie Aaron, R	(8, PH) 0.0 0 0 0 0 0 0 0 0 0 0 0 0 0 0 0 0 0																					
Hank Fischer, R	(9, 1) 1.0 4 1 0 0 0 0 0 0 0 0 0 0 4 4 0.00 1.000																					
Inning Stats	R: 3 E: 1 K: 1 S: 8	H: 3 LOB: 1 BB: 1 P: 12	R: 0 E: 0 K: 1 S: 6	H: 1 LOB: 2 BB: 0 P: 7	R: 0 E: 0 K: 0 S: 4	H: 1 LOB: 2 BB: 1 P: 8	R: 0 E: 0 K: 0 S: 3	H: 1 LOB: 0 BB: 0 P: 3	R: 0 E: 0 K: 0 S: 3	H: 0 LOB: 0 BB: 0 P: 3	R: 0 E: 0 K: 0 S: 3	H: 1 LOB: 1 BB: 1 P: 7	R: 0 E: 0 K: 1 S: 6	H: 1 LOB: 1 BB: 0 P: 6	R: 1 E: 0 K: 2 S: 8	H: 1 LOB: 1 BB: 1 P: 12	R: 2 E: 0 K: 1 S: 7	H: 2 LOB: 0 BB: 0 P: 7	1B: 6 2B: 2 3B: 0 HR: 3	SF: 0 SAC: 0 DP: 2 HBP: 1	WP: 1 PB: 0 CS: 0	PA: 41
PITCHER	IP WLS BF H R ER SO BB IBB HBP BLK WP HR S P ERA WHIP																					
Juan Marichal, R ERA: 2.88	(1, 1) 9.0 W 41 11 6 6 6 4 0 0 1 0 1 3 48 65 6.00 1.667																					



Batter	1	2	3	4	5	6	7	8	9	AB	R	H	RBI	BB	SO	LOB	TOP			
Harvey Kuenn, R OBP: 0.500, SLG: 0.500										4	2	3	0	1	0	0	San Francisco Giants @ Cincinnati Reds Crosley Field, Cincinnati, OH Mon Apr 23 1962, 6:05 PM EST Att: 6,483 - Unknown			
Chuck Hiller, L OBP: 0.321, SLG: 0.308										5	0	1	0	0	0	3				
Willie Mays, R OBP: 0.368, SLG: 0.500										3	0	1	1	2	2	0				
Orlando Cepeda, R OBP: 0.373, SLG: 0.529										5	0	0	0	0	1	6				
Felipe Alou, R OBP: 0.439, SLG: 0.731										4	0	0	0	1	1	2				
Jose Pagan, R OBP: 0.370, SLG: 0.480										2	0	1	0	2	0	0				
Ed Bailey, L OBP: 0.417, SLG: 0.639										3	1	1	1	1	1	4				
Jim Davenport, R OBP: 0.340, SLG: 0.467										3	1	0	0	1	0	2				
Billy Pierce, L OBP: 0.167, SLG: 0.167										3	0	0	0	0	2	0				
Inning Stats	R: 1 E: 0 K: 1 S: 6	H: 1 LOB: 3 BB: 3 P: 18	R: 1 E: 1 K: 0 S: 4	H: 1 LOB: 2 BB: 2 P: 12	R: 0 E: 0 K: 1 S: 4	H: 0 LOB: 0 BB: 1 P: 8	R: 0 E: 0 K: 1 S: 5	H: 0 LOB: 1 BB: 1 P: 9	R: 0 E: 0 K: 1 S: 5	H: 1 LOB: 0 BB: 0 P: 4	R: 0 E: 0 K: 1 S: 5	H: 0 LOB: 0 BB: 0 P: 5	R: 0 E: 0 K: 0 S: 4	H: 1 LOB: 2 BB: 1 P: 8	R: 1 E: 0 K: 2 S: 10	H: 3 LOB: 2 BB: 0 P: 10	1B: 6 2B: 0 3B: 0 HR: 1	SF: 0 SAC: 1 DP: 0 HBP: 0	WP: 1 PB: 1 SB: 1 CS: 0	PA: 41
PITCHER	IP WLS BF L	H R ER SO	BB IBB HBP BLK	WP HR S P	ERA WHIP	PITCHER										ERA WHIP				
Jim O'Toole, L ERA: 3.13	(1, 1) 7.0	3 3 2 5	7 0 0 0	1 1 33 61	2.57 1.429															
Jim Brosnan, R ERA: 6.0	(8, 1) 2.0	4 1 1 2	0 1 0 0	0 0 14 18	4.50 2.000															

Batter	1	2	3	4	5	6	7	8	9	AB	R	H	RBI	BB	SO	LOB	BOTTOM					
Leo Cardenas, R OBP: 0.323, SLG: 0.222										4	0	0	0	0	1	2	San Francisco Giants @ Cincinnati Reds Crosley Field, Cincinnati, OH Mon Apr 23 1962, 6:05 PM EST Att: 6,483 - Unknown					
Eddie Kasko, R OBP: 0.305, SLG: 0.333										4	0	0	0	0	1	0						
Vada Pinson, L OBP: 0.379, SLG: 0.660										4	1	2	0	0	0	0						
Frank Robinson, R OBP: 0.298, SLG: 0.292										4	0	1	1	0	0	1						
Wally Post, R OBP: 0.354, SLG: 0.548										4	0	1	0	0	0	2						
Gordy Coleman, L OBP: 0.327, SLG: 0.380										4	0	2	0	0	1	1						
Hank Foiles, R										4	0	0	0	0	2	4						
Cookie Rojas, R OBP: 0.136, SLG: 0.050										4	0	0	0	0	0	2						
Jim O'Toole, S OBP: 0.375, SLG: 0.375	(1, 1)									2	0	1	0	0	0	0						
Cliff Cook, R (7, PH)										1	0	0	0	0	1	0						
Jim Brosnan, R (8, 1)										0	0	0	0	0	0	0						
Inning Stats	R: 1 E: 0 K: 0 S: 5	H: 2 LOB: 1 BB: 0 P: 5	R: 0 E: 0 K: 0 S: 5	H: 2 LOB: 2 BB: 0 P: 5	R: 0 E: 0 K: 1 S: 6	H: 1 LOB: 1 BB: 0 P: 6	R: 0 E: 0 K: 1 S: 5	H: 0 LOB: 0 BB: 0 P: 5	R: 0 E: 0 K: 1 S: 3	H: 0 LOB: 0 BB: 0 P: 3	R: 0 E: 2 K: 1 S: 7	H: 1 LOB: 2 BB: 0 P: 7	R: 0 E: 0 K: 2 S: 7	H: 0 LOB: 0 BB: 0 P: 7	R: 0 E: 0 K: 0 S: 3	H: 0 LOB: 0 BB: 0 P: 3	R: 0 E: 0 K: 1 S: 6	H: 1 LOB: 1 BB: 0 P: 6	1B: 5 2B: 2 3B: 0 HR: 0	SF: 0 SAC: 0 DP: 0 HBP: 0	WP: 0 PB: 0 SB: 0 CS: 0	PA: 35
PITCHER	IP WLS BF W	H R ER SO	BB IBB HBP BLK	WP HR S P	ERA WHIP	PITCHER										ERA WHIP						
Billy Pierce, L ERA: 1.65	(1, 1) 9.0	7 1 1 6	0 0 0 0	0 0 47 47	1.00 0.778																	



Batter	1	2	3	4	5	6	7	8	9	AB	R	H	RBI	BB	SO	LOB	TOP				
Bobby Gene Smith, R OBP: 0.276, SLG: 0.385 (1, 8)	0-0 HR		0-0 1B		0-0 6-3		0-3 K			4	1	2	1	0	1	1	Chicago Cubs @ San Francisco Giants Candlestick Park, San Francisco, CA Fri Apr 27 1962, 9:05 PM EST Att: 8,710 - Cloudy				
Ken Hubbs, R OBP: 0.301, SLG: 0.366 (1, 4)	0-3 K		0-0 1B		0-0 F9		0-3 K			4	0	1	0	0	2	1					
Ron Santo, R OBP: 0.324, SLG: 0.492 (1, 5)	0-3 K		0-0 F9		0-0 4-3		0-0 L6			4	0	0	0	0	1	2					
14 Ernie Banks, R OBP: 0.338, SLG: 0.600 (1, 3)	0-3 K			0-0 6-3		0-3 K		0-3 K		4	0	0	0	0	3	0					
Billy Williams, L OBP: 0.389, SLG: 0.508 (1, 7)		0-0 4-3		0-0 HR 1B		1-0 HBP		0-0 1B		3	1	2	0	0	0	0					
George Altman, L OBP: 0.291, SLG: 0.286 (1, 9)		0-0 F8		0-0 HR 1B		0-0 F9		0-0 4-1		4	1	1	2	0	0	2					
Andre Rodgers, R OBP: 0.308, SLG: 0.458 (1, 6)		0-0 L4		0-0 5-3		4-0 SH1-4 1B BB		0-0 5-3		3	1	0	0	1	0	0					
Dick Bertell, R (1, 2)			0-0 F9	0-0 F3		0-0 SH1-4		0-0 P6		3	0	0	0	0	0	0					
Cal Koonce, R OBP: 0.100, SLG: 0.100 Bob Anderson, R (8, 1)			0-3 K		0-3 K		0-0 1B		0-0 5-3	3	0	1	1	0	2	0					
										1	0	0	0	0	0	0					
Inning Stats	R: 1 E: 0 K: 3 S: 10	H: 1 LOB: 0 BB: 0 P: 10	R: 0 E: 0 K: 0 S: 3	H: 0 LOB: 0 BB: 0 P: 3	R: 0 E: 0 K: 1 S: 7	H: 2 LOB: 2 BB: 0 P: 7	R: 2 E: 0 K: 0 S: 5	H: 2 LOB: 0 BB: 0 P: 5	R: 0 E: 0 K: 1 S: 5	H: 0 LOB: 1 BB: 0 P: 6	R: 1 E: 0 K: 2 S: 8	H: 1 LOB: 1 BB: 1 P: 12	R: 0 E: 0 K: 1 S: 6	H: 1 LOB: 1 BB: 0 P: 6	R: 0 E: 0 K: 0 S: 3	H: 0 LOB: 0 BB: 0 P: 3	1B: 5 2B: 0 3B: 0 HR: 2	SF: 0 ZB: 0 3B: 0 HBP: 1	WP: 0 PB: 0 SB: 0 CS: 0	PA: 36	
PITCHER	IP	WLS	BF	H	R	ER	SO	BB	IBB	HBP	BLK	WP	HR	S	P	ERA	WHIP				
Billy O'Dell, L ERA: 5.14 Bobby Bolin, R ERA: 2.7 Stu Miller, R ERA: 2.7	(1, 1)	6.1	27	6	4	4	6	1	0	1	0	0	2	37	42	5.68	1.105				
	(7, 1)	0.2	2	0	0	0	2	0	0	0	0	0	0	6	6	0.00	0.000				
	(8, 1)	2.0	W	7	1	0	1	0	0	0	0	0	0	9	9	0.00	0.500				

AB	33
R	4
H	7
RBI	4
BB	1
SO	9
LOB	6



Batter	1	2	3	4	5	6	7	8	9	AB	R	H	RBI	BB	SO	LOB	BOTTOM					
Chuck Hiller, L OBP: 0.343, SLG: 0.323 (1, 4)	4-0 2B SF7 BB		0-0 1-3		0-0 1-3		0-0 4-3		0-0 SF8	3	1	0	1	1	0	0	Chicago Cubs @ San Francisco Giants Candlestick Park, San Francisco, CA Fri Apr 27 1962, 9:05 PM EST Att: 8,710 - Cloudy					
Willie Mays, R OBP: 0.357, SLG: 0.439 (1, 8)	0-3 K		0-0 F7		0-0 P3		0-0 6-3		3-H	4	0	0	0	0	1	1						
Matty Alou, L OBP: 0.438, SLG: 0.462 (1, 7)	0-0 1-3 2B		0-0 4-3		0-0 L1		4-0 PB BB			3	0	1	0	1	0	0						
Orlando Cepeda, R OBP: 0.366, SLG: 0.613 (1, 3)	0-0 SF7			0-0 HR		0-0 F8		0-0 6-3		3	1	1	2	0	0	1						
Felipe Alou, R OBP: 0.414, SLG: 0.629 (1, 9)	0-0 5-3			4-0 1B FCS-2-5-6 BB		0-3 K		4-0 BB		2	0	0	0	2	1	1						
Ed Bailey, L OBP: 0.433, SLG: 0.717 (1, 2)		0-0 G3		0-0 1B		0-0 F9		0-0 4-3		4	0	1	0	0	0	2						
Jose Pagan, R OBP: 0.333, SLG: 0.419 (1, 6)		0-3 K		0-0 FC5-2-5-6 1-2 3-H BB		0-3 K			0-3 K	4	0	0	0	0	3	2						
Jim Davenport, R OBP: 0.323, SLG: 0.429 (1, 5)		4-0 BB		0-0 F2		0-0 E6 HR		0-0 1B SF8 1B		3	2	1	0	1	0	1						
Billy O'Dell, S OBP: 0.200, SLG: 0.111 Bobby Bolin, R Willie McCovey, L OBP: 0.250, SLG: 1.000 Stu Miller, R OBP: 0.500, SLG: 0.500 (7, PH) (8, 1)		0-3 K			0-0 P4		0-0 HR		1-3 1B	2	0	0	0	0	1	1						
										1	1	1	2	0	0	0						
										1	0	1	0	0	0	0						
Inning Stats	R: 1 E: 0 K: 1 S: 6	H: 1 LOB: 1 BB: 1 P: 10	R: 0 E: 0 K: 2 S: 7	H: 0 LOB: 1 BB: 1 P: 11	R: 0 E: 0 K: 0 S: 3	H: 0 LOB: 0 BB: 0 P: 3	R: 1 E: 0 K: 0 S: 4	H: 2 LOB: 1 BB: 1 P: 8	R: 0 E: 0 K: 0 S: 3	H: 0 LOB: 0 BB: 0 P: 3	R: 0 E: 0 K: 1 S: 5	H: 0 LOB: 0 BB: 0 P: 5	R: 2 E: 1 K: 1 S: 7	H: 1 LOB: 0 BB: 0 P: 7	R: 0 E: 0 K: 0 S: 3	H: 0 LOB: 2 BB: 2 P: 11	R: 1 E: 0 K: 1 S: 6	H: 2 LOB: 1 BB: 0 P: 6	1B: 3 2B: 2 3B: 0 HR: 2	SF: 2 ZB: 0 3B: 0 HBP: 0	WP: 0 PB: 1 SB: 1 CS: 0	PA: 37
PITCHER	IP	WLS	BF	H	R	ER	SO	BB	IBB	HBP	BLK	WP	HR	S	P	ERA	WHIP					
Cal Koonce, R ERA: 2.31 Bob Anderson, R ERA: 4.5	(1, 1)	7.1	30	4	4	2	5	4	0	0	0	0	0	8	12	2.46	1.091					
	(8, 1)	1.1	L	7	2	1	1	1	0	0	0	0	0	8	12	6.75	2.250					

AB	30
R	5
H	6
RBI	5
BB	5
SO	6
LOB	9



Batter	1	2	3	4	5	6	7	8	9	AB	R	H	RBI	BB	SO	LOB	TOP			
Lou Brock, L OBP: 0.316, SLG: 0.519 (1, 8)	F9		F4			F7		HR	1B	4	1	1	0	1	0	1	Chicago Cubs @ San Francisco Giants Candlestick Park, San Francisco, CA Sat Apr 28 1962, 6:33 AM EST Att: 14,427 - Sunny - 43 F			
Ken Hubbs, R OBP: 0.295, SLG: 0.355 (1, 4)	5-3		F7			FC1-6 1B		F4	F8	5	0	1	0	0	0	3				
Billy Williams, L OBP: 0.377, SLG: 0.529 (1, 7)	1-3			K		FC1-6 1-2		HR	F7	5	1	1	2	0	1	2				
14 Ernie Banks, R OBP: 0.320, SLG: 0.565 (1, 3)		4-3		4-3		K		F9		4	0	0	0	0	1	1				
George Altman, L OBP: 0.305, SLG: 0.308 (1, 9)				F4				5-3	2B	3	0	1	0	1	0	0				
Ron Santo, R OBP: 0.333, SLG: 0.508 (1, 5)		F7			5-3			1B	1B	4	0	2	0	0	0	1				
Andre Rodgers, R OBP: 0.300, SLG: 0.407 (1, 6)		F6			6-3			K	FC6-4 BB	3	0	0	0	1	1	2				
Dick Bertell, R OBP: 0.375, SLG: 0.375 (1, 2)									FC6-4 1-2	4	0	3	0	0	0	3				
Al Lary, R Moe Morhardt, L Dave Gerard, R Elder White, R Jack Warner, R Bob Will, L Barney Schultz, R Jim McKnight, R			K		K			F5	F8	0	0	0	0	0	0	0				
Inning Stats	R: 0 E: 0 K: 0 S: 3	H: 0 LOB: 0 BB: 0 P: 3	R: 0 E: 0 K: 0 S: 4	H: 1 LOB: 1 BB: 0 P: 4	R: 0 E: 0 K: 1 S: 6	H: 1 LOB: 1 BB: 0 P: 6	R: 0 E: 0 K: 1 S: 5	H: 0 LOB: 0 BB: 0 P: 5	R: 0 E: 0 K: 1 S: 6	H: 1 LOB: 1 BB: 0 P: 6	R: 0 E: 0 K: 1 S: 7	H: 2 LOB: 2 BB: 0 P: 7	R: 2 E: 0 K: 0 S: 5	H: 2 LOB: 3 BB: 3 P: 17	R: 0 E: 0 K: 0 S: 4	H: 1 LOB: 1 BB: 0 P: 4		1B: 6 2B: 2 3B: 0 HR: 1	SF: 0 SAC: 0 DP: 0 HBP: 0	WP: 0 PB: 0 SB: 0 CS: 0
PITCHER Juan Marichal, R ERA: 3.35 (1, 1)	IP: 9.0 WLS: W BF: 39 H: 9 R: 2 ER: 2 SO: 5 BB: 3 IBB: 0 HBP: 0 BLK: 0 WP: 0 HR: 1 S: 46 P: 58 ERA: 2.00 WHIP: 1.333															PITCHER	IP: 9.0 WLS: W BF: 39 H: 9 R: 2 ER: 2 SO: 5 BB: 3 IBB: 0 HBP: 0 BLK: 0 WP: 0 HR: 1 S: 46 P: 58 ERA: 2.00 WHIP: 1.333			

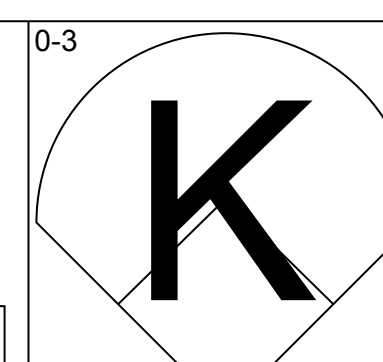
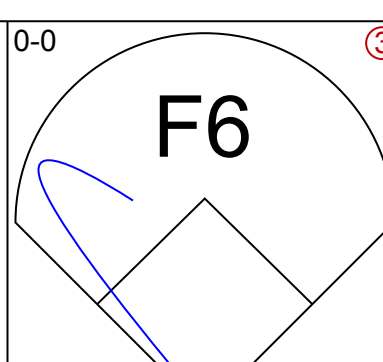
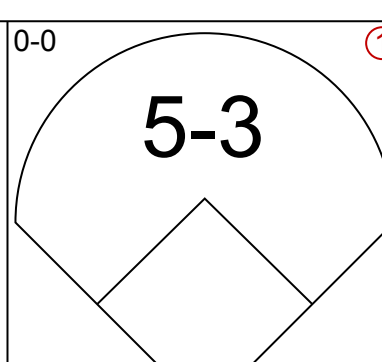
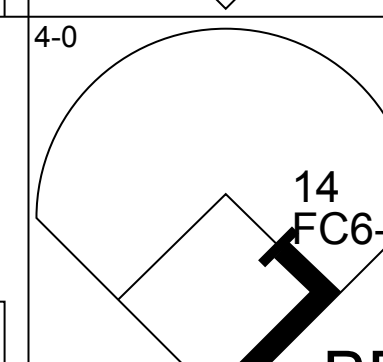
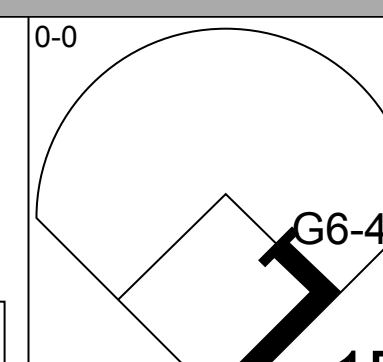
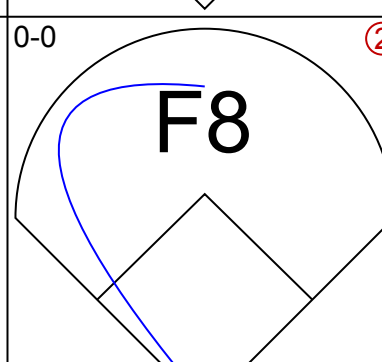
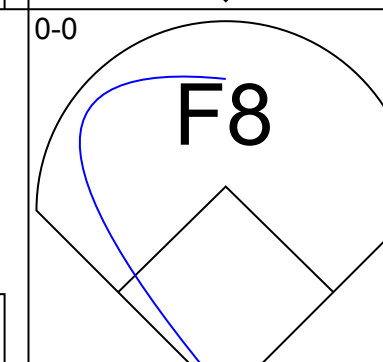
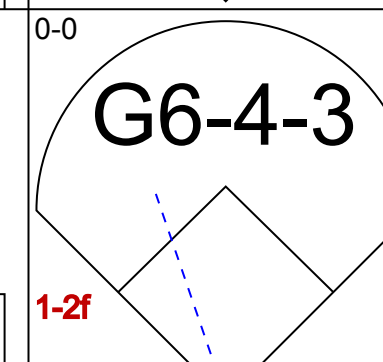
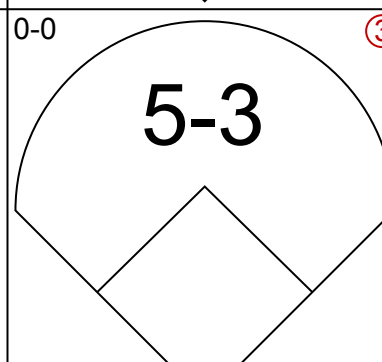
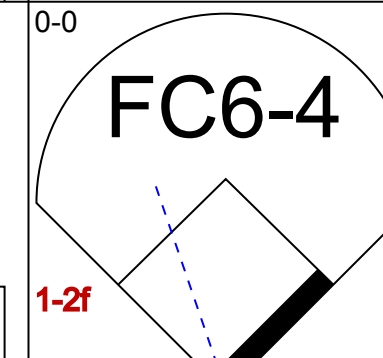
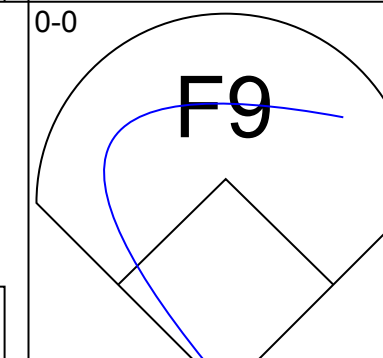
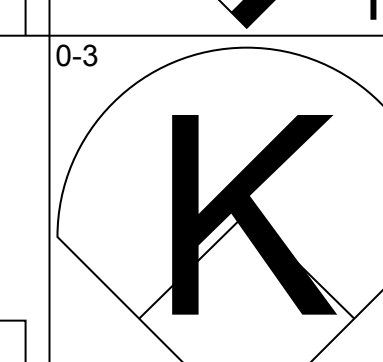
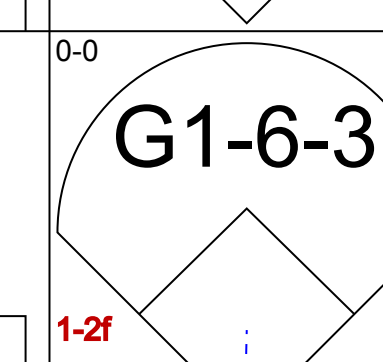
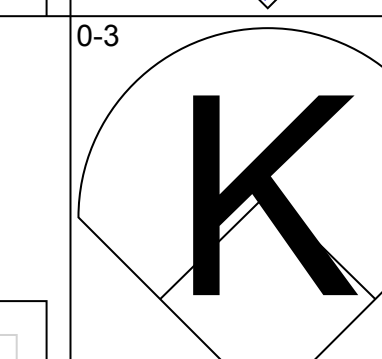


Batter	1	2	3	4	5	6	7	8	9	AB	R	H	RBI	BB	SO	LOB	BOTTOM			
Chuck Hiller, L OBP: 0.347, SLG: 0.318 (1, 4)	G3	HR		F7	E8			1B		4	1	1	0	1	0	1	Chicago Cubs @ San Francisco Giants Candlestick Park, San Francisco, CA Sat Apr 28 1962, 6:33 AM EST Att: 14,427 - Sunny - 43 F			
Willie Mays, R OBP: 0.360, SLG: 0.484 (1, 8)	F9	HR		6-3	6-3			FC5-4 1B		5	1	2	4	0	0	2				
Matty Alou, L OBP: 0.381, SLG: 0.389 (1, 7)	1-3	G3		1B		1-3		F3		5	0	1	1	0	0	2				
Orlando Cepeda, R OBP: 0.368, SLG: 0.597 (1, 3)		BB	K		1B	6-3		F7		5	1	2	0	0	1	2				
Felipe Alou, R OBP: 0.387, SLG: 0.582 (1, 9)		K	E6	4-3		F8		FC5-4 1-2		5	0	0	0	0	1	5				
Ed Bailey, L OBP: 0.422, SLG: 0.673 (1, 2)		1B	G4-6-3		4-3			K		3	1	0	0	1	1	1				
Jose Pagan, R OBP: 0.357, SLG: 0.446 (1, 6)		1B		1B	BB	F7		1B		3	2	2	1	1	0	0				
Jim Davenport, R OBP: 0.364, SLG: 0.458 (1, 5)		1B		BB	1B	SH1-4		1B		3	3	3	1	1	0	0				
Juan Marichal, R OBP: 0.385, SLG: 0.364 (1, 1)		BB	E1	SH1-4		1-3				3	2	1	1	0	0	1				
Inning Stats	R: 0 E: 0 K: 0 S: 3	H: 0 LOB: 0 BB: 0 P: 3	R: 6 E: 0 K: 1 S: 8	H: 4 LOB: 3 BB: 3 P: 20	R: 0 E: 1 K: 1 S: 5	H: 0 LOB: 0 BB: 0 P: 5	R: 3 E: 1 K: 0 S: 7	H: 3 LOB: 2 BB: 1 P: 11	R: 2 E: 0 K: 0 S: 6	H: 2 LOB: 1 BB: 0 P: 6	R: 0 E: 0 K: 1 S: 6	H: 1 LOB: 1 BB: 0 P: 6	R: 0 E: 0 K: 0 S: 5	H: 2 LOB: 2 BB: 0 P: 5	R: 0 E: 0 K: 0 S: 4	H: 1 LOB: 1 BB: 0 P: 4		1B: 10 2B: 1 3B: 0 HR: 1	SF: 0 SAC: 1 DP: 1 HBP: 0	WP: 0 PB: 0 SB: 0 CS: 0
PITCHER Al Lary, R ERA: 27.0 Dave Gerard, R ERA: 4.32 Jack Warner, R ERA: 7.71 Barney Schultz, R ERA: 13.5	IP: 2.0 WLS: L BF: 12 H: 4 R: 6 ER: 6 SO: 1 BB: 3 IBB: 0 HBP: 0 BLK: 0 WP: 0 HR: 1 S: 11 P: 23 ERA: 27.00 WHIP: 3.500															PITCHER	IP: 2.0 WLS: L BF: 12 H: 4 R: 6 ER: 6 SO: 1 BB: 3 IBB: 0 HBP: 0 BLK: 0 WP: 0 HR: 1 S: 11 P: 23 ERA: 27.00 WHIP: 3.500			



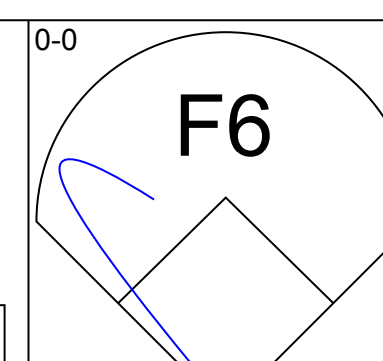
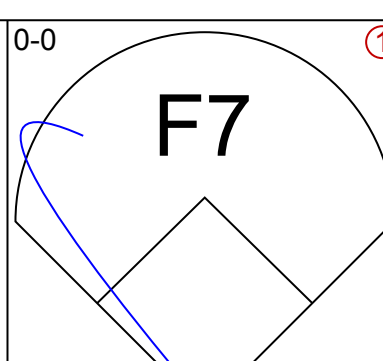

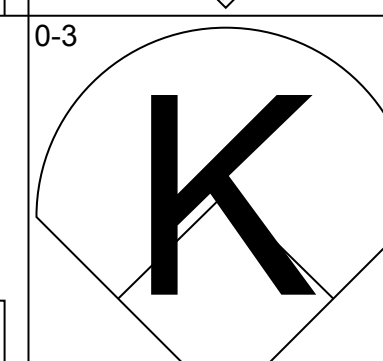
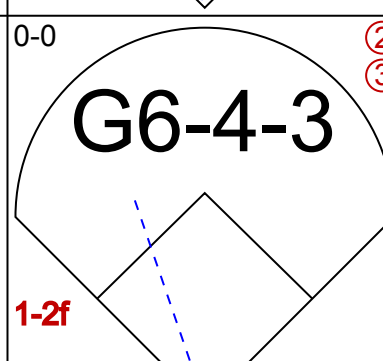

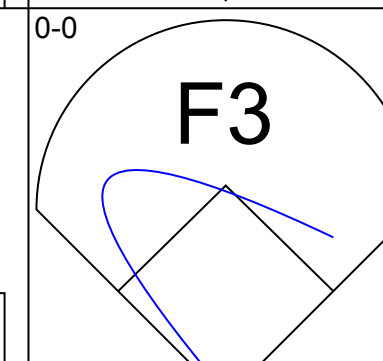
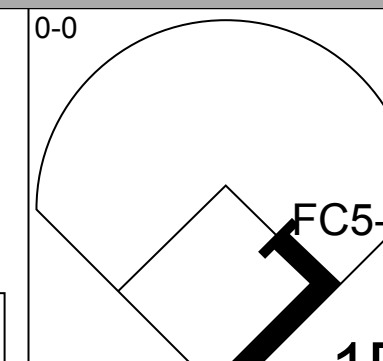

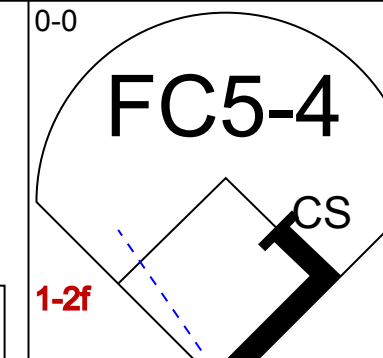

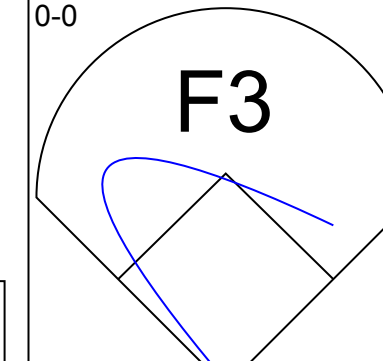

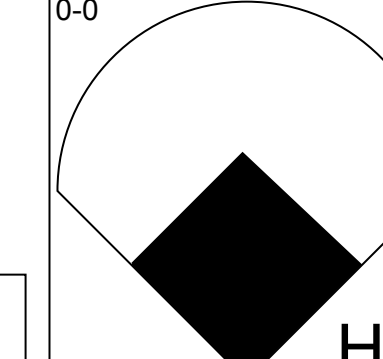
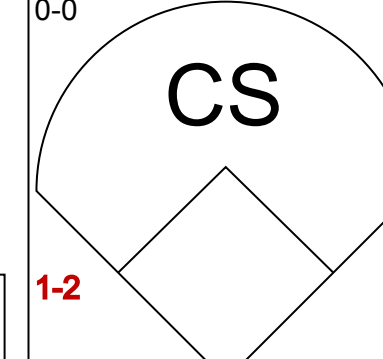

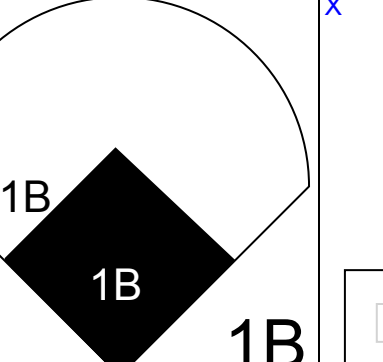



Batter	1	2	3	4	5	6	7	8	9	AB	R	H	RBI	BB	SO	LOB	TOP			
Lou Brock, L (1, 8) OBP: 0.295, SLG: 0.482			1-3		4-3			F9		4	0	0	0	0	1	1	Chicago Cubs @ San Francisco Giants Candlestick Park, San Francisco, CA Sun Apr 29 1962, 6:33 AM EDT Sunny - 45 F livebaseballscorecards.com			
Ken Hubbs, R (1, 4) OBP: 0.304, SLG: 0.355 Elder White, R (1, PR) OBP: 0.311, SLG: 0.216			K		6-3			6-3		0	0	0	0	0	0	0				
Billy Williams, L (1, 7) OBP: 0.383, SLG: 0.548			4-3					F9		3	0	1	0	1	0	0				
14 Ernie Banks, R (1, 3) OBP: 0.329, SLG: 0.556			4-3							3	0	1	0	1	1	3				
George Altman, L (1, 9) OBP: 0.286, SLG: 0.286	4-3							F8		4	0	0	0	0	1	4				
Ron Santo, R (1, 5) OBP: 0.329, SLG: 0.485			K		1-3			F8		3	0	0	0	1	1	2				
Andre Rodgers, R (1, 6) OBP: 0.294, SLG: 0.387					5-3					4	0	1	0	0	0	2				
Dick Bertell, R (1, 2) OBP: 0.250, SLG: 0.250			F9							4	0	0	0	0	1	2				
Glen Hobbie, R (1, 1) OBP: 0.400, SLG: 0.250 Tony Balsamo, R (3, 1) Moe Morhardt, L (5, PH) Barney Schultz, R (5, 1)			K							1	0	0	0	0	1	1				
										0	0	0	0	0	0	0				
										0	0	0	0	1	0	0				
										1	0	0	0	1	0	0				
Inning Stats	R: 0 E: 0 K: 1 S: 5	H: 0 LOB: 2 BB: 1 P: 10	R: 0 E: 0 K: 2 S: 8	H: 1 LOB: 1 BB: 0 P: 8	R: 0 E: 0 K: 1 S: 5	H: 0 LOB: 0 BB: 0 P: 5	R: 0 E: 0 K: 1 S: 5	H: 0 LOB: 1 BB: 1 P: 9	R: 0 E: 0 K: 0 S: 3	H: 1 LOB: 1 BB: 0 P: 4	R: 0 E: 0 K: 2 S: 7	H: 0 LOB: 0 BB: 0 P: 7	R: 0 E: 0 K: 1 S: 6	H: 1 LOB: 1 BB: 1 P: 6	R: 0 E: 0 K: 0 S: 3	H: 0 LOB: 1 BB: 1 P: 7	1B: 2 2B: 0 3B: 1 HR: 0	SF: 0 SAC: 0 DP: 0 HBP: 1	WP: 0 PB: 0 SB: 1 CS: 0	PA: 35
PITCHER Jack Sanford, R (1, 1) ERA: 3.67	IP: 9.0 WLS: W BF: 35 H: 3 R: 0 ER: 0 SO: 8 BB: 4 IBB: 0 HBP: 1 BLK: 0 WP: 0 HR: 0 S: 46 P: 63 ERA: 0.00 WHIP: 0.778															PITCHER IP: 9.0 WLS: W BF: 35 H: 3 R: 0 ER: 0 SO: 8 BB: 4 IBB: 0 HBP: 1 BLK: 0 WP: 0 HR: 0 S: 46 P: 63 ERA: 0.00 WHIP: 0.778				


Batter	1	2	3	4	5	6	7	8	9	AB	R	H	RBI	BB	SO	LOB	BOTTOM			
Chuck Hiller, L (1, 4) OBP: 0.350, SLG: 0.324	F6		4-1			F3				5	1	2	2	0	0	0	Chicago Cubs @ San Francisco Giants Candlestick Park, San Francisco, CA Sun Apr 29 1962, 6:33 AM EDT Sunny - 45 F livebaseballscorecards.com			
Willie Mays, R (1, 8) OBP: 0.383, SLG: 0.515	K		1B			F5		F7		4	2	1	2	1	1	1				
Matty Alou, L (1, 7) OBP: 0.360, SLG: 0.364 Manny Mota, R (7, PR) OBP: 0.125, SLG: 0.125	F8		4-3							4	0	1	0	0	0	1				
Orlando Cepeda, R (1, 3) OBP: 0.388, SLG: 0.600			1B							3	1	2	0	1	1	1				
Felipe Alou, R (1, 9) OBP: 0.392, SLG: 0.577			1B							4	1	2	1	0	0	3				
Tom Haller, L (1, 2) OBP: 0.500, SLG: 1.000			1B							2	0	1	1	2	0	2				
Jose Pagan, R (1, 6) OBP: 0.365, SLG: 0.478			1B							4	1	2	1	0	0	4				
Jim Davenport, R (1, 5) OBP: 0.371, SLG: 0.476			1B							4	1	2	0	0	0	1				
Jack Sanford, R (1, 1) OBP: 0.182, SLG: 0.200			K							4	0	0	0	0	2	3				
										1B: 10 2B: 2 3B: 1 HR: 1	SF: 0 SAC: 0 DP: 1 HBP: 0	WP: 1 PB: 0 SB: 1 CS: 1	PA: 38							
Inning Stats	R: 0 E: 0 K: 1 S: 5	H: 0 LOB: 0 BB: 0 P: 5	R: 2 E: 0 K: 1 S: 7	H: 4 LOB: 1 BB: 1 P: 11	R: 1 E: 0 K: 0 S: 5	H: 2 LOB: 3 BB: 2 P: 13	R: 3 E: 0 K: 1 S: 9	H: 4 LOB: 1 BB: 0 P: 9	R: 0 E: 0 K: 0 S: 2	H: 0 LOB: 0 BB: 1 P: 6	R: 0 E: 0 K: 0 S: 3	H: 0 LOB: 0 BB: 0 P: 3	R: 0 E: 0 K: 1 S: 6	H: 1 LOB: 2 BB: 0 P: 6	R: 1 E: 0 K: 0 S: 5	H: 2 LOB: 1 BB: 0 P: 5	1B: 10 2B: 2 3B: 1 HR: 1	SF: 0 SAC: 0 DP: 1 HBP: 0	WP: 1 PB: 0 SB: 1 CS: 1	PA: 38
PITCHER Glen Hobbie, R (1, 1) ERA: 6.48 Tony Balsamo, R (3, 1) ERA: 5.59 Barney Schultz, R (5, 1) ERA: 7.88	IP: 2.2 WLS: L BF: 15 H: 6 R: 3 ER: 3 SO: 2 BB: 3 IBB: 0 HBP: 0 BLK: 0 WP: 1 HR: 0 S: 16 P: 28 ERA: 10.12 WHIP: 3.375															PITCHER IP: 2.2 WLS: L BF: 15 H: 6 R: 3 ER: 3 SO: 2 BB: 3 IBB: 0 HBP: 0 BLK: 0 WP: 1 HR: 0 S: 16 P: 28 ERA: 10.12 WHIP: 3.375				

Batter	1	2	3	4	5	6	7	8	9	AB	R	H	RBI	BB	SO	LOB	TOP	
Bobby Gene Smith, R OBP: 0.273, SLG: 0.345 (1, 8)										3	0	0	0	1	1	0	Chicago Cubs @ San Francisco Giants Candlestick Park, San Francisco, CA Sun Apr 29 1962, 6:38 AM EDT Att: 40,973 - Sunny - 45 F	
Billy Williams, L OBP: 0.388, SLG: 0.539 (1, 7)										3	0	1	0	1	0	1		
Ron Santo, R OBP: 0.325, SLG: 0.464 (1, 5)										3	0	0	0	1	0	2		
14 Ernie Banks, R OBP: 0.329, SLG: 0.547 (1, 3)										3	0	1	0	0	0	1		
George Altman, L OBP: 0.288, SLG: 0.288 (1, 9)										3	0	1	0	0	0	2		
Andre Rodgers, R OBP: 0.270, SLG: 0.353 (1, 6)										3	0	0	0	0	1	2		
Jim McKnight, R OBP: 0.160, SLG: 0.240 (1, 4)										3	0	0	0	0	0	1		
Cuno Barragan, R OBP: 0.118, SLG: 0.063 Dick Bertell, R OBP: 0.231, SLG: 0.231 (8, PH) (8, 2)										2	0	0	0	0	0	0		
Jack Curtis, L OBP: 0.400, SLG: 0.250 Don Elston, R (6, 1) Elder White, R OBP: 0.304, SLG: 0.211 Bob Anderson, R (8, 1)										0	0	0	0	0	0	0		
Inning Stats	R: 0 E: 0 K: 1 S: 5	H: 0 LOB: 1 BB: 1 P: 9	R: 0 E: 0 K: 1 S: 5	H: 1 LOB: 0 BB: 0 P: 5	R: 0 E: 0 K: 1 S: 5	H: 0 LOB: 0 BB: 0 P: 5	R: 0 E: 0 K: 0 S: 3	H: 1 LOB: 0 BB: 0 P: 3	R: 0 E: 0 K: 0 S: 3	H: 0 LOB: 0 BB: 0 P: 3	R: 0 E: 0 K: 0 S: 3	H: 1 LOB: 1 BB: 1 P: 7	R: 0 E: 0 K: 0 S: 3	H: 0 LOB: 0 BB: 0 P: 5	R: 0 E: 0 K: 1 S: 5	H: 0 LOB: 0 BB: 0 P: 3		1B: 3 SF: 0 2B: 0 SAC: 0 3B: 0 DP: 3 HR: 0 HBP: 0
PITCHER Billy Pierce, L ERA: 1.07 (1, 1)	IP: 9.0 WLS: W BF: 30 H: 3 R: 0 ER: 0 SO: 4 BB: 3 IBB: 0 HBP: 0 BLK: 0 WP: 0 HR: 0 S: 35 P: 47 ERA: 0.00 WHIP: 0.667																	

AB	27
R	0
H	3
RBI	0
BB	3
SO	4
LOB	9



Batter	1	2	3	4	5	6	7	8	9	AB	R	H	RBI	BB	SO	LOB	BOTTOM	
Jose Pagan, R OBP: 0.346, SLG: 0.452 (1, 6)										4	0	0	0	0	0	3	Chicago Cubs @ San Francisco Giants Candlestick Park, San Francisco, CA Sun Apr 29 1962, 6:38 AM EDT Att: 40,973 - Sunny - 45 F	
Jim Davenport, R OBP: 0.365, SLG: 0.478 (1, 5)										4	1	1	0	0	1	1		
Willie Mays, R OBP: 0.369, SLG: 0.529 (1, 8)										4	1	2	0	0	0	1		
Orlando Cepeda, R OBP: 0.393, SLG: 0.589 (1, 3)										3	1	1	1	1	0	1		
Felipe Alou, R OBP: 0.386, SLG: 0.560 (1, 9)										4	1	1	0	0	1	3		
Ed Bailey, L OBP: 0.441, SLG: 0.725 (1, 2)										2	1	1	1	2	1	0		
Manny Mota, R OBP: 0.333, SLG: 0.417 (1, 7)										4	1	3	2	0	0	2		
Chuck Hiller, L OBP: 0.345, SLG: 0.320 (1, 4)										4	0	1	0	0	0	2		
Billy Pierce, L OBP: 0.333, SLG: 0.333 (1, 1)										3	0	2	1	0	0	0		
Inning Stats	R: 0 E: 0 K: 1 S: 5	H: 0 LOB: 0 BB: 0 P: 5	R: 1 E: 0 K: 0 S: 5	H: 2 LOB: 1 BB: 0 P: 5	R: 0 E: 0 K: 0 S: 3	H: 1 LOB: 0 BB: 0 P: 3	R: 0 E: 0 K: 0 S: 3	H: 1 LOB: 0 BB: 0 P: 3	R: 1 E: 0 K: 1 S: 7	H: 3 LOB: 1 BB: 0 P: 7	R: 1 E: 0 K: 0 S: 6	H: 1 LOB: 2 BB: 2 P: 14	R: 0 E: 0 K: 0 S: 3	H: 0 LOB: 0 BB: 0 P: 3	R: 3 E: 0 K: 0 S: 6	H: 4 LOB: 1 BB: 1 P: 10		1B: 8 SF: 0 2B: 3 SAC: 0 3B: 0 DP: 2 HR: 1 HBP: 0
PITCHER Jack Curtis, L ERA: 3.5 Don Elston, R ERA Bob Anderson, R ERA: 6.23 (1, 1) (6, 1) (8, 1)	IP: 5.2 WLS: L BF: 24 H: 8 R: 3 ER: 2 SO: 3 BB: 2 IBB: 0 HBP: 0 BLK: 0 WP: 1 HR: 1 S: 28 P: 36 ERA: 3.18 WHIP: 1.765																	



Batter	1	2	3	4	5	6	7	8	9	AB	R	H	RBI	BB	SO	LOB	TOP		
Bill Virdon, L OBP: 0.288, SLG: 0.329 (1, 8)	4-0 BB 3-1		F8		FC4-6			F8		3	0	0	0	1	0	1	Pittsburgh Pirates @ San Francisco Giants Candlestick Park, San Francisco, CA Mon Apr 30 1962, 6:33 AM EDT Att: 9,543 - Unknown livebaseballscorecards.com		
Dick Groat, R OBP: 0.387, SLG: 0.392 (1, 6)	0-0 3-1		1-3		4-3			4-3		4	0	0	0	0	0	2			
Bob Skinner, L OBP: 0.317, SLG: 0.473 (1, 7)	0-0 4-3		2B		4-3			4-3		4	0	1	0	0	0	1			
Dick Stuart, R OBP: 0.321, SLG: 0.394 (1, 3)	0-0 F6		K		6-3			6-3		4	0	0	0	0	1	2			
Don Hoak, R OBP: 0.382, SLG: 0.411 (1, 5)		FC6-4 1B		4-3				5-3		4	0	1	0	0	0	0			
Howie Goss, R OBP: 0.400, SLG: 0.615 (1, 9)		FC6-4 1B		G3				1-3		3	1	0	0	0	0	1			
Bill Mazerowski, R OBP: 0.382, SLG: 0.625 (1, 4)		1B		CS 1B				F3		3	0	2	1	0	0	0			
Orlando McFarlane, R OBP: 0.111, SLG: 0.111 (1, 2)		F8		CS	F8			F9		3	0	0	0	0	0	1			
Vinegar Bend Mizell, R (5, PH)		6-3						F3		1	0	0	0	0	0	1			
Dick Schofield, S OBP: 0.556, SLG: 0.625 (5, 1)										0	0	0	0	1	0	0			
Jack Lamabe, R (5, 1)										0	0	0	0	0	0	0			
Larry Elliot, L OBP: 0.125, SLG: 0.125 (8, PH)										1	0	0	0	0	0	0			
Vern Law, R (8, 1)										0	0	0	0	0	0	0			
Inning Stats	R: 0 E: 0 K: 0 S: 3	H: 0 LOB: 1 BB: 1 P: 7	R: 1 E: 0 K: 0 S: 5	H: 2 LOB: 1 BB: 0 P: 5	R: 0 E: 0 K: 1 S: 6	H: 1 LOB: 1 BB: 0 P: 6	R: 0 E: 0 K: 0 S: 3	H: 1 LOB: 0 BB: 0 P: 3	R: 0 E: 0 K: 0 S: 3	H: 0 LOB: 0 BB: 0 P: 7	R: 0 E: 0 K: 0 S: 3	H: 0 LOB: 0 BB: 0 P: 3	R: 0 E: 0 K: 0 S: 3	H: 0 LOB: 0 BB: 0 P: 3	R: 0 E: 0 K: 0 S: 3	H: 0 LOB: 0 BB: 0 P: 3	1B: 3 2B: 1 3B: 0 HR: 0	SF: 0 SAC: 0 DP: 0 HBP: 0	WP: 0 PA: 33 PB: 0 SB: 1 CS: 1
PITCHER Gaylord Perry, R ERA: 3.78 (1, 1)	IP: 9.0 WLS: W BF: 32 H: 4 R: 1 ER: 1 SO: 1 BB: 2 IBB: 0 HBP: 0 BLK: 0 WP: 0 HR: 0 S: 32 P: 40 ERA: 1.00 WHIP: 0.667															PITCHER IP: WLS: BF: H: R: ER: SO: BB: IBB: HBP: BLK: WP: HR: S: P: ERA: WHIP			

Batter	1	2	3	4	5	6	7	8	9	AB	R	H	RBI	BB	SO	LOB	BOTTOM		
Manny Mota, R OBP: 0.375, SLG: 0.400 (1, 7)	0-0 F8		CS 1B		BB			6-3		3	0	1	1	1	0	1	Pittsburgh Pirates @ San Francisco Giants Candlestick Park, San Francisco, CA Mon Apr 30 1962, 6:33 AM EDT Att: 9,543 - Unknown livebaseballscorecards.com		
Chuck Hillier, L OBP: 0.330, SLG: 0.304 (1, 4)	0-0 F3		4-3		4-3			1-3		4	0	0	0	0	0	3			
Willie Mays, R OBP: 0.386, SLG: 0.569 (1, 8)	0-0 HR				HR BB			F8		2	2	1	1	2	0	0			
Orlando Cepeda, R OBP: 0.398, SLG: 0.623 (1, 3)	0-3 K				HR			1-3		4	1	2	2	0	1	0			
Felipe Alou, R OBP: 0.368, SLG: 0.532 (1, 9)		F3		F6		FC4-6 FC1-5		1-3		4	0	0	0	0	0	2			
Jose Pagan, R OBP: 0.333, SLG: 0.434 (1, 6)		6-3		F8		FC1-5 WP		1-3		3	0	0	0	0	0	2			
Jim Davenport, R OBP: 0.351, SLG: 0.457 (1, 5)		6-3		F9		5-3				3	0	0	0	0	0	2			
Tom Haller, L OBP: 0.533, SLG: 1.083 (1, 2)			SH1-4 1B BB		3-1					2	1	1	0	1	0	0			
Gaylord Perry, R (1, 1)			SH1-4		K			1-3		2	0	0	0	0	1	1			
Inning Stats	R: 1 E: 0 K: 1 S: 6	H: 1 LOB: 0 BB: 0 P: 6	R: 0 E: 0 K: 0 S: 3	H: 0 LOB: 0 BB: 0 P: 3	R: 1 E: 0 K: 0 S: 3	H: 1 LOB: 1 BB: 1 P: 7	R: 2 E: 0 K: 0 S: 4	H: 1 LOB: 0 BB: 1 P: 8	R: 0 E: 0 K: 0 S: 4	H: 1 LOB: 2 BB: 1 P: 8	R: 0 E: 0 K: 0 S: 4	H: 1 LOB: 1 BB: 0 P: 4	R: 0 E: 0 K: 0 S: 3	H: 0 LOB: 0 BB: 0 P: 3	R: 0 E: 0 K: 0 S: 3	H: 0 LOB: 0 BB: 0 P: 3		1B: 2 2B: 0 3B: 1 HR: 2	SF: 0 SAC: 1 DP: 0 HBP: 0
PITCHER Vinegar Bend Mizell, L ERA: 4.73 (1, 1)	IP: 4.0 WLS: L BF: 16 H: 3 R: 4 ER: 4 SO: 4 BB: 2 IBB: 0 HBP: 0 BLK: 0 WP: 1 HR: 0 S: 16 P: 24 ERA: 9.00 WHIP: 1.250															PITCHER IP: WLS: BF: H: R: ER: SO: BB: IBB: HBP: BLK: WP: HR: S: P: ERA: WHIP			
Jack Lamabe, R ERA: 2.57 (5, 1)	3.0	13	2	0	0	1	2	0	0	0	0	1	0	13	21	0.00	1.333		
Vern Law, R ERA: (8, 1)	1.0	3	0	0	0	0	0	0	0	0	0	0	0	3	3	0.00	0.000		

Batter	1	2	3	4	5	6	7	8	9	AB	R	H	RBI	BB	SO	LOB	TOP			
Bill Virdon, L OBP: 0.274, SLG: 0.312 (1, 8)										4	0	0	0	0	1	2				
Dick Groat, R OBP: 0.349, SLG: 0.372 (1, 6)										4	0	0	0	0	0	0				
Roberto Clemente, R OBP: 0.383, SLG: 0.491 (1, 9)										4	0	1	0	0	0	0				
Dick Stuart, R OBP: 0.305, SLG: 0.373 (1, 3)										4	0	0	0	0	2	1				
Donn Clendenon, R OBP: 0.350, SLG: 0.444 (1, 7)										4	2	2	1	0	0	1				
Johnny Logan, R OBP: 0.600, SLG: 0.556 (1, 5)										4	0	4	0	0	0	0				
Bill Mazeroski, R OBP: 0.375, SLG: 0.603 (1, 4)										4	0	1	1	0	1	3				
Orlando McFarlane, R OBP: 0.167, SLG: 0.167 (1, 2)										3	0	1	0	0	1	3				
Bob Veale, S Tom Sturdivant, L Dick Schofield, S Diomedes Olivo, L Howie Goss, R Jack Lamabe, R										1	0	0	0	0	1	0				
Inning Stats	R: 0 E: 0 K: 0 S: 3	H: 0 LOB: 0 BB: 0 P: 3	R: 1 E: 0 K: 0 S: 5	H: 3 LOB: 1 BB: 0 P: 5	R: 0 E: 0 K: 1 S: 5	H: 0 LOB: 0 BB: 0 P: 5	R: 0 E: 0 K: 1 S: 5	H: 1 LOB: 2 BB: 0 P: 5	R: 0 E: 0 K: 1 S: 7	H: 0 LOB: 0 BB: 0 P: 3	R: 0 E: 0 K: 1 S: 6	H: 1 LOB: 1 BB: 0 P: 6	R: 0 E: 0 K: 2 S: 7	H: 0 LOB: 0 BB: 0 P: 7	R: 1 E: 0 K: 1 S: 7	H: 2 LOB: 1 BB: 0 P: 7	1B: 8 2B: 0 3B: 0 HR: 1	SF: 0 SAC: 0 DP: 2 HBP: 0	WP: 0 PB: 0 SB: 0 CS: 0	PA: 34
PITCHER Billy O'Dell, L ERA: 4.38 (1, 1)	IP: 9.0 WLS: W BF: 34 H: 9 R: 2 ER: 2 SO: 7 BB: 0 IBB: 0 HBP: 0 BLK: 0 WP: 0 HR: 1 S: 48 P: 48 ERA: 2.00 WHIP: 1.000															PITCHER IP: WLS: BF: H: R: ER: SO: BB: IBB: HBP: BLK: WP: HR: S: P: ERA: WHIP:				

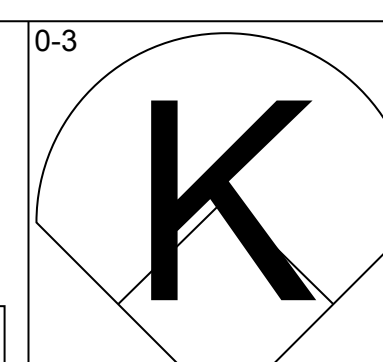
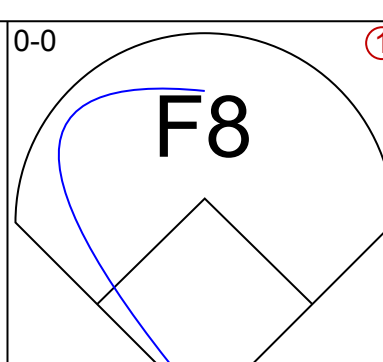
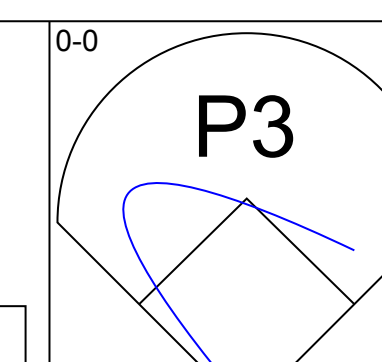
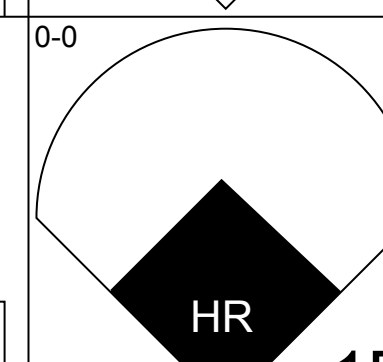
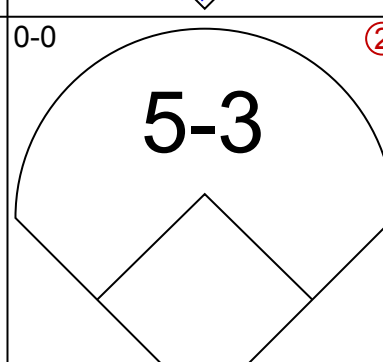
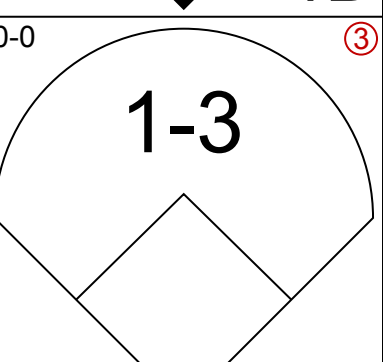
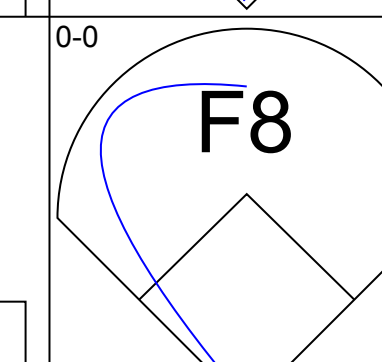
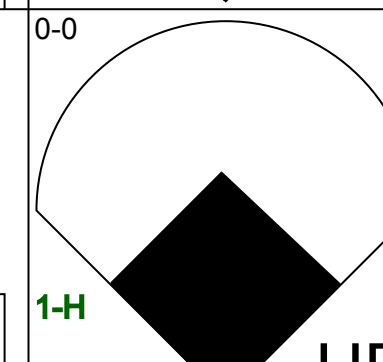
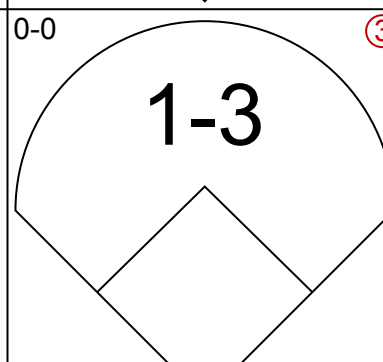
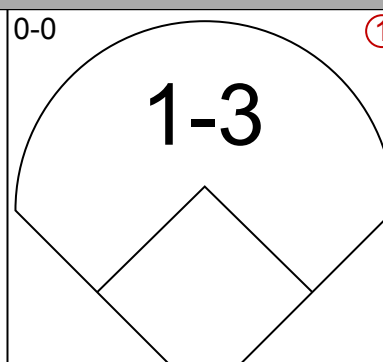
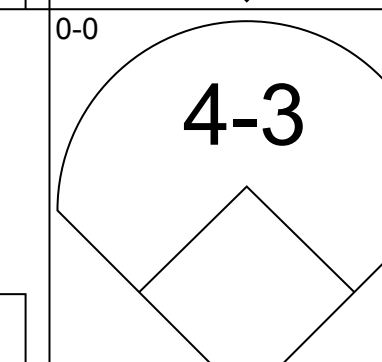
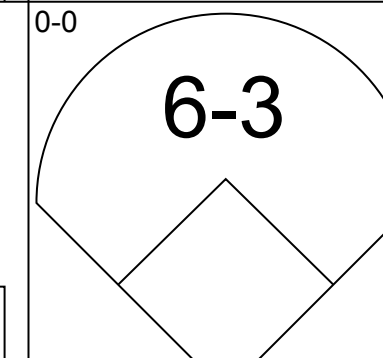
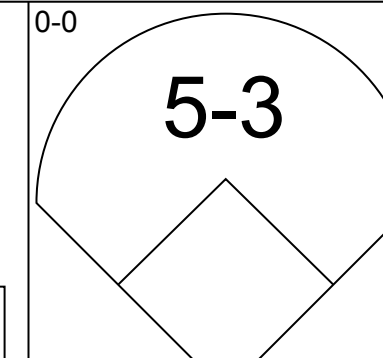
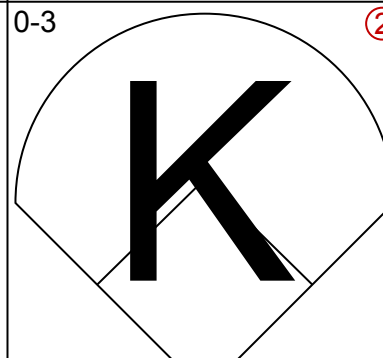
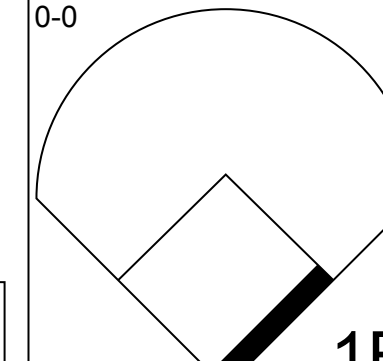
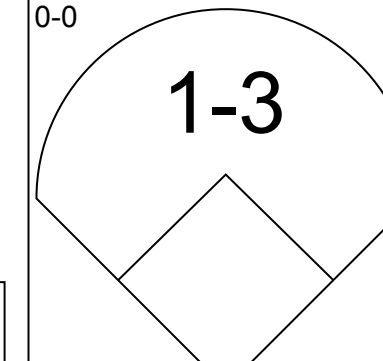
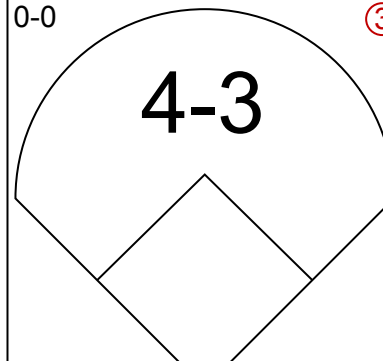
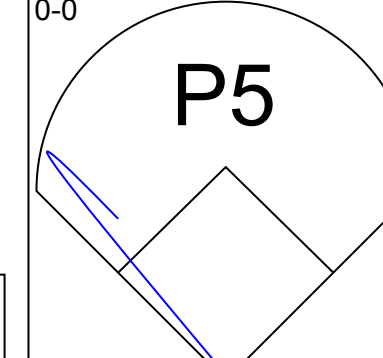
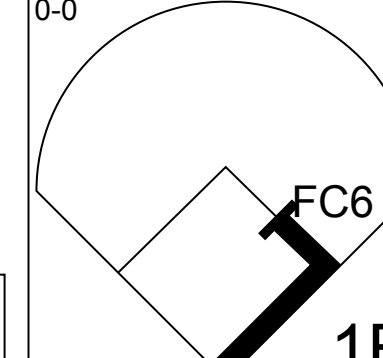
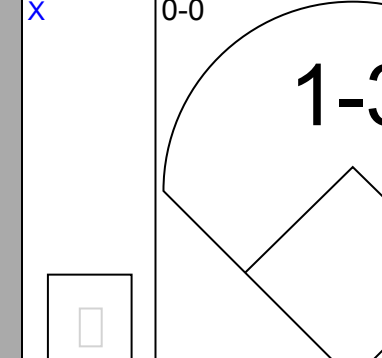
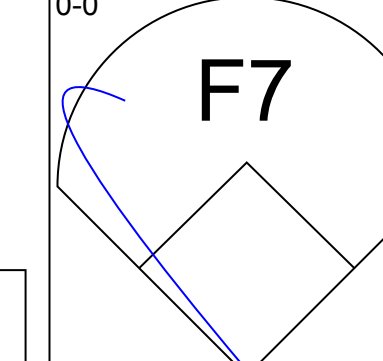
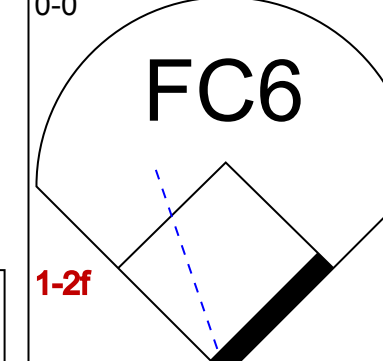
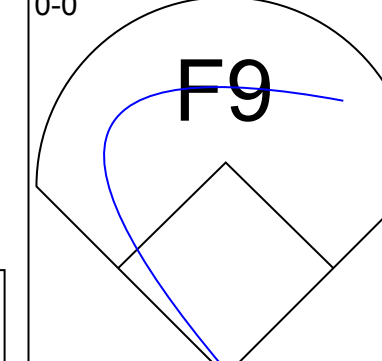
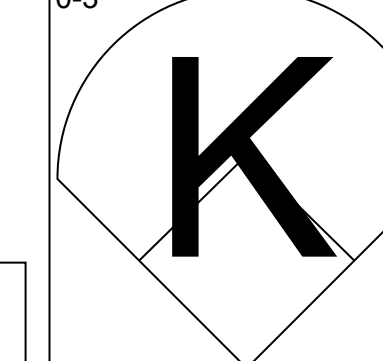
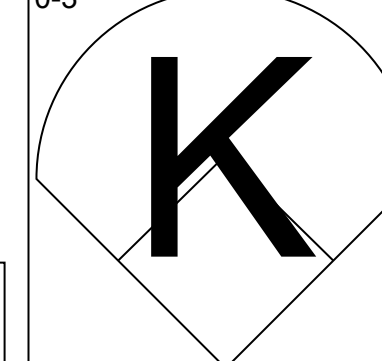
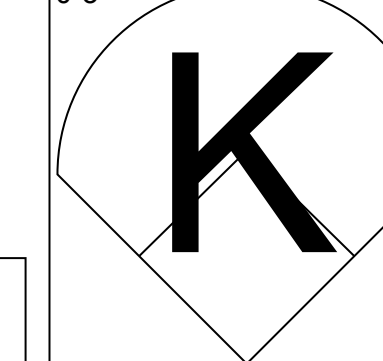
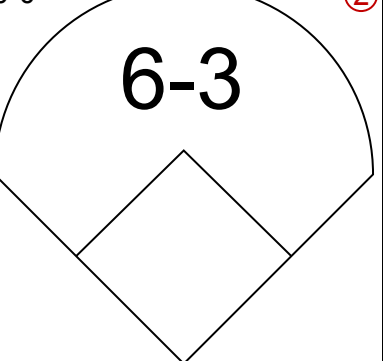
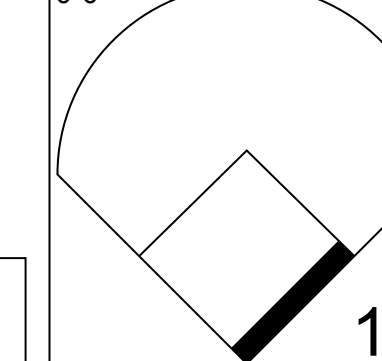
Pittsburgh Pirates @ San Francisco Giants
Candlestick Park, San Francisco, CA
Tue May 01 1962, 10:05 PM EDT
Att: 23,657 - Unknown

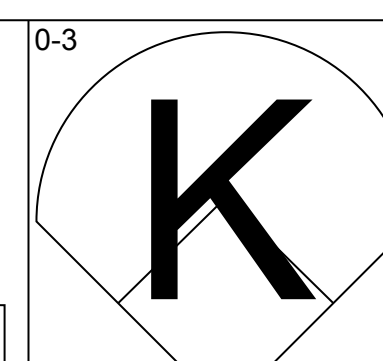
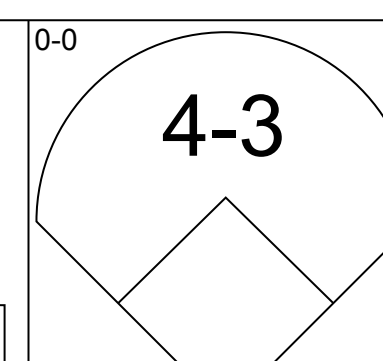
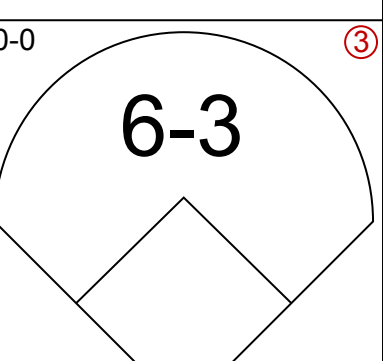
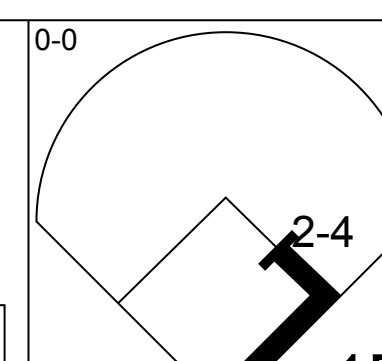
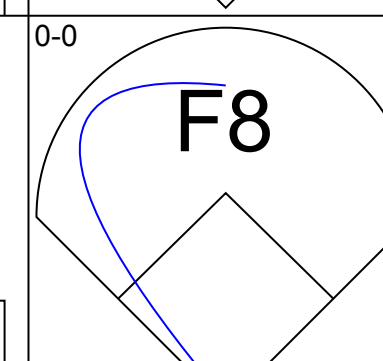
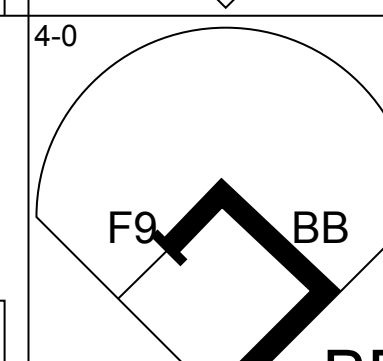
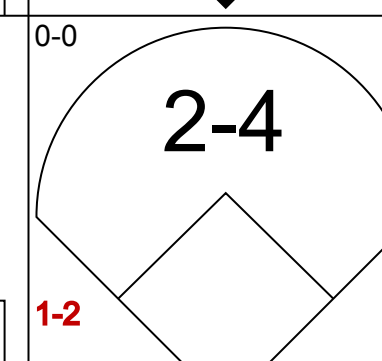
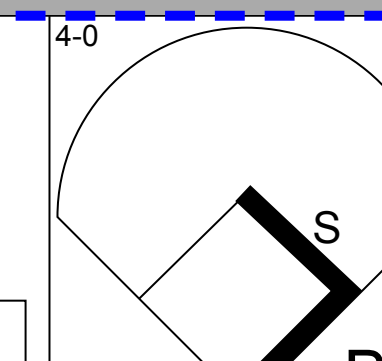
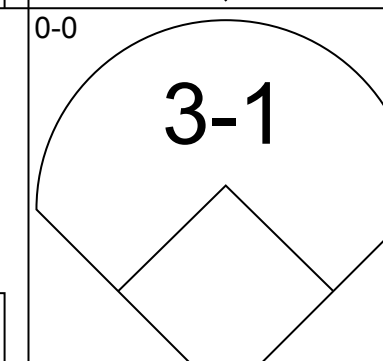
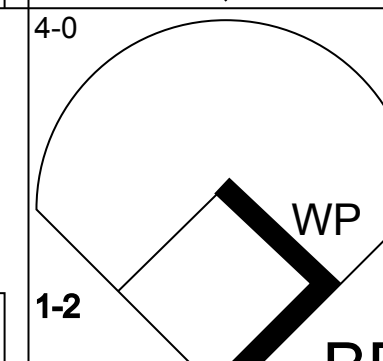
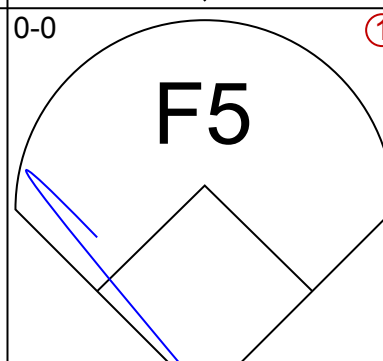
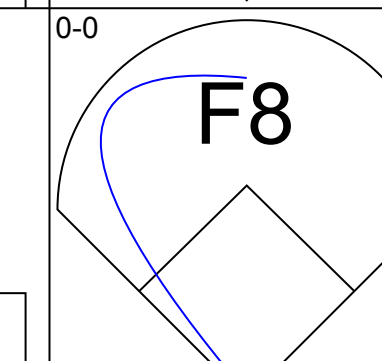
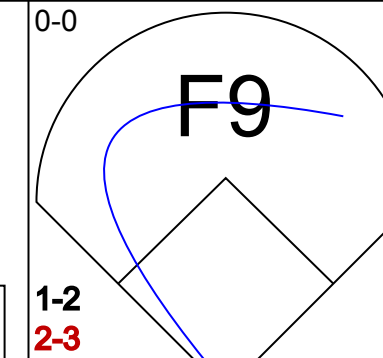
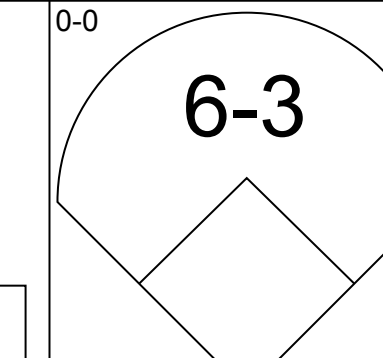
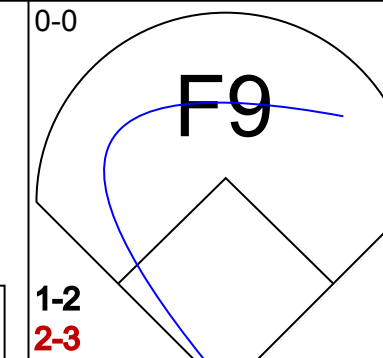
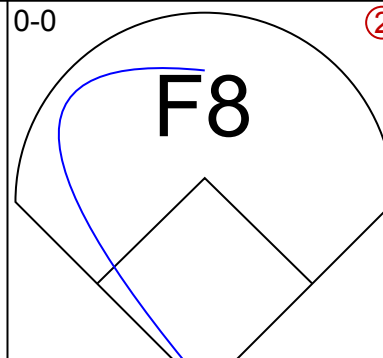
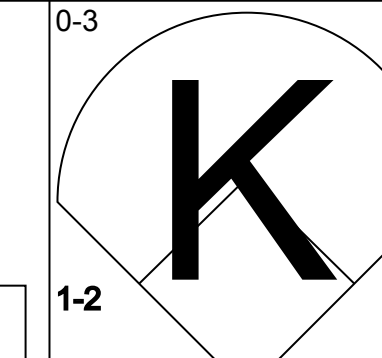
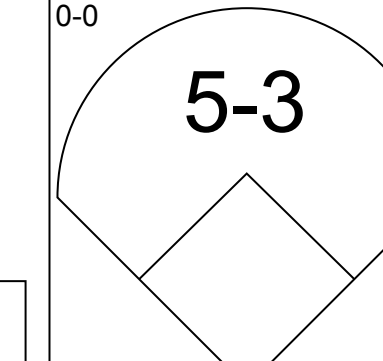
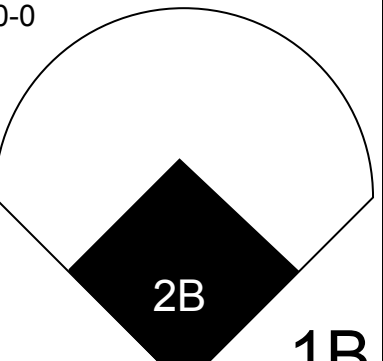
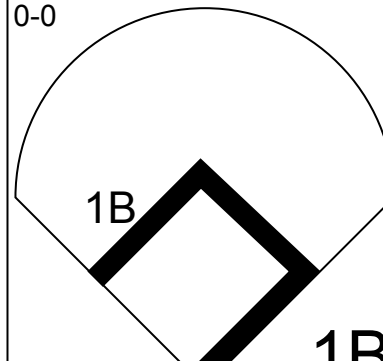
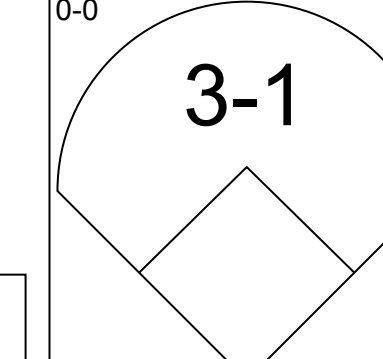
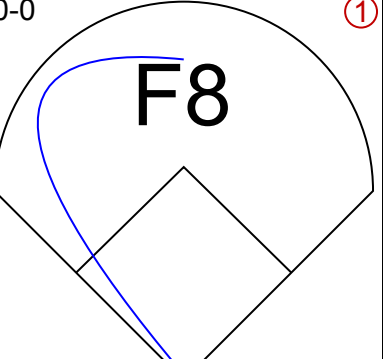
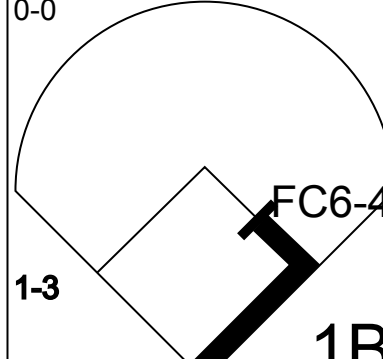
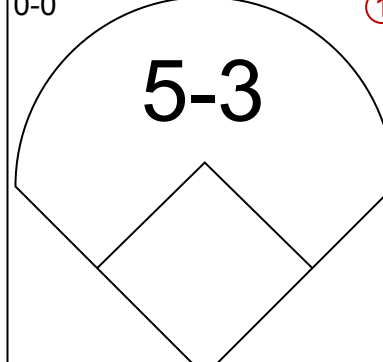
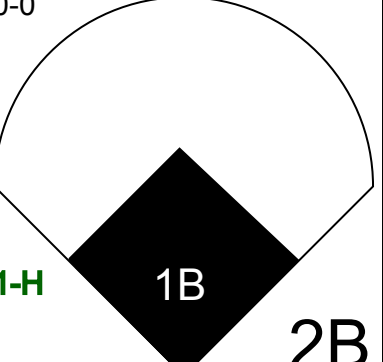
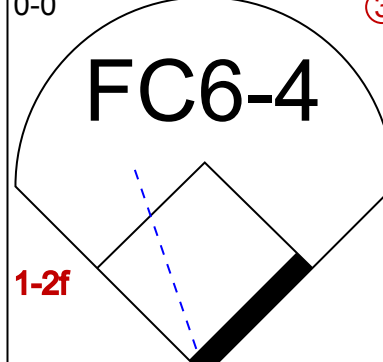
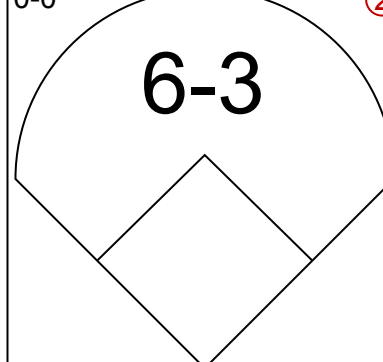
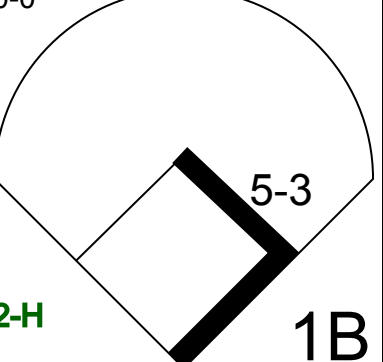
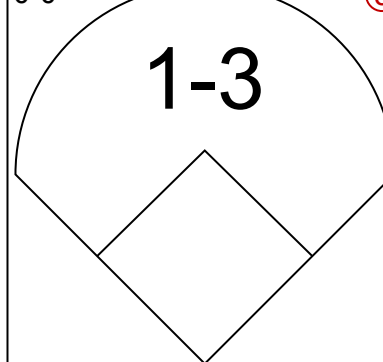
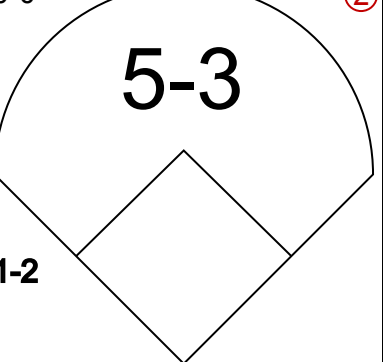
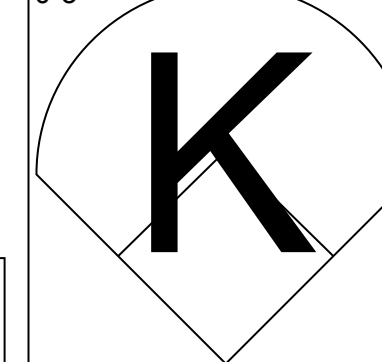
AB 34
R 2
H 9
RBI 2
BB 0
SO 7
LOB 12

Batter	1	2	3	4	5	6	7	8	9	AB	R	H	RBI	BB	SO	LOB	BOTTOM			
Manny Mota, R OBP: 0.350, SLG: 0.333 (1, 7)										3	0	0	0	1	0	2				
Chuck Hillier, L OBP: 0.326, SLG: 0.301 (1, 4)										4	0	1	0	0	1	4				
Willie Mays, R OBP: 0.391, SLG: 0.560 (1, 8)										3	0	1	0	1	1	1				
Orlando Cepeda, R OBP: 0.391, SLG: 0.642 (1, 3)										4	1	1	1	0	2	4				
Felipe Alou, R OBP: 0.374, SLG: 0.530 (1, 9)										4	1	2	0	0	0	2				
Ed Bailey, L OBP: 0.444, SLG: 0.698 (1, 2)										2	0	0	0	2	1	2				
Jose Pagan, R OBP: 0.345, SLG: 0.456 (1, 6)										3	1	2	0	0	0	1				
Jim Davenport, R OBP: 0.346, SLG: 0.446 (1, 5)										4	1	1	1	0	0	3				
Billy O'Dell, S OBP: 0.231, SLG: 0.091 (1, 1)										2	0	0	0	1	1	2				
Inning Stats	R: 0 E: 0 K: 3 S: 9	H: 0 LOB: 1 BB: 1 P: 13	R: 3 E: 1 K: 1 S: 9	H: 3 LOB: 1 BB: 0 P: 9	R: 1 E: 0 K: 1 S: 6	H: 2 LOB: 0 BB: 0 P: 6	R: 0 E: 0 K: 0 S: 4	H: 1 LOB: 2 BB: 1 P: 8	R: 0 E: 0 K: 0 S: 2	H: 0 LOB: 0 BB: 1 P: 6	R: 0 E: 0 K: 0 S: 3	H: 2 LOB: 2 BB: 0 P: 7	R: 0 E: 0 K: 1 S: 7	H: 0 LOB: 0 BB: 1 P: 7	R: 0 E: 0 K: 0 S: 2	H: 0 LOB: 0 BB: 1 P: 6	1B: 6 2B: 1 3B: 0 HR: 1	SF: 0 SAC: 1 DP: 2 HBP: 0	WP: 1 PB: 1 SB: 2 CS: 1	PA: 35
PITCHER Bob Veale, L ERA: 7.13 (1, 1) Tom Sturdivant, R ERA: 8.53 (4, 1) Diomedes Olivo, L ERA: 1.65 (5, 1) Jack Lamabe, R ERA: 2.4 (8, 1)	IP: 3.1 WLS: L BF: 18 H: 4 R: 4 ER: 3 SO: 5 BB: 2 IBB: 0 HBP: 0 BLK: 0 WP: 0 HR: 1 S: 26 P: 34 ERA: 8.10 WHIP: 2.400															PITCHER IP: WLS: BF: H: R: ER: SO: BB: IBB: HBP: BLK: WP: HR: S: P: ERA: WHIP:				

Pittsburgh Pirates @ San Francisco Giants
Candlestick Park, San Francisco, CA
Tue May 01 1962, 10:05 PM EDT
Att: 23,657 - Unknown

AB 29
R 4
H 8
RBI 2
BB 5
SO 6
LOB 21

Batter	1	2	3	4	5	6	7	8	9	AB	R	H	RBI	BB	SO	LOB	TOP					
Dick Schofield, S OBP: 0.428, SLG: 0.462										4	0	1	0	0	1	1	Pittsburgh Pirates @ San Francisco Giants Candlestick Park, San Francisco, CA Wed May 02 1962, 6:33 AM EDT Att: 9,926 - Unknown					
Dick Groat, R OBP: 0.345, SLG: 0.366										4	1	1	0	0	0	2						
Bob Skinner, L OBP: 0.313, SLG: 0.508										4	1	1	2	0	0	1						
Dick Stuart, R OBP: 0.291, SLG: 0.354										4	0	0	0	0	2	0						
Roberto Clemente, R OBP: 0.377, SLG: 0.475										4	0	1	0	0	0	0						
Bill Virdon, L OBP: 0.284, SLG: 0.321										4	0	2	0	0	0	1						
Bill Mazerowski, R OBP: 0.355, SLG: 0.569										4	0	0	0	0	0	2						
Orlando McFarlane, R OBP: 0.133, SLG: 0.133										3	0	0	0	0	3	0						
Earl Francis, R OBP: 0.125, SLG: 0.125										2	0	0	0	0	1	0						
Larry Elliot, L OBP: 0.222, SLG: 0.222										1	0	1	0	0	0	0						
Roy Face, R OBP: 0.222, SLG: 0.222										0	0	0	0	0	0	0						
Inning Stats	R: 2 E: 0 K: 1 S: 8	H: 3 LOB: 1 BB: 0 P: 8	R: 0 E: 0 K: 2 S: 7	H: 0 LOB: 0 BB: 0 P: 7	R: 0 E: 0 K: 0 S: 3	H: 0 LOB: 0 BB: 0 P: 3	R: 0 E: 0 K: 0 S: 4	H: 1 LOB: 1 BB: 0 P: 4	R: 0 E: 0 K: 1 S: 6	H: 1 LOB: 1 BB: 0 P: 6	R: 0 E: 0 K: 1 S: 5	H: 0 LOB: 0 BB: 0 P: 5	R: 0 E: 0 K: 1 S: 5	H: 0 LOB: 0 BB: 0 P: 5	R: 0 E: 0 K: 0 S: 4	H: 1 LOB: 1 BB: 0 P: 4	R: 0 E: 0 K: 1 S: 6	H: 1 LOB: 1 BB: 0 P: 6	1B: 6 2B: 0 3B: 0 HR: 1	SF: 0 SAC: 0 DP: 0 HBP: 0	WP: 0 PB: 0 SB: 0 CS: 0	PA: 34
PITCHER Juan Marichal, R ERA: 3.09	IP: 9.0 WLS: W BF: 34 H: 7 R: 2 ER: 2 SO: 7 BB: 0 IBB: 0 HBP: 0 BLK: 0 WP: 0 HR: 1 S: 48 P: 48 ERA: 2.00 WHIP: 0.778																					

Batter	1	2	3	4	5	6	7	8	9	AB	R	H	RBI	BB	SO	LOB	BOTTOM			
Chuck Hiller, L OBP: 0.323, SLG: 0.299										4	0	1	0	0	1	1	Pittsburgh Pirates @ San Francisco Giants Candlestick Park, San Francisco, CA Wed May 02 1962, 6:33 AM EDT Att: 9,926 - Unknown			
Willie Mays, R OBP: 0.406, SLG: 0.597										2	1	1	1	2	0	0				
Willie McCovey, L OBP: 0.296, SLG: 0.667										2	0	0	0	1	0	0				
Manny Mota, R OBP: 0.333, SLG: 0.316										1	0	0	0	0	0	1				
Orlando Cepeda, R OBP: 0.375, SLG: 0.612										4	0	0	0	0	1	3				
Felipe Alou, R OBP: 0.379, SLG: 0.529										4	1	2	0	0	0	1				
Ed Bailey, L OBP: 0.440, SLG: 0.679										3	0	1	0	0	0	1				
Jose Pagan, R OBP: 0.345, SLG: 0.463										3	1	1	1	0	0	2				
Jim Davenport, R OBP: 0.345, SLG: 0.442										3	0	1	1	0	0	0				
Juan Marichal, R OBP: 0.313, SLG: 0.286										3	0	0	0	0	1	1				
Inning Stats	R: 0 E: 0 K: 1 S: 5	H: 0 LOB: 0 BB: 0 P: 5	R: 0 E: 0 K: 0 S: 3	H: 0 LOB: 0 BB: 0 P: 3	R: 0 E: 0 K: 0 S: 3	H: 0 LOB: 0 BB: 0 P: 3	R: 0 E: 0 K: 0 S: 2	H: 0 LOB: 2 BB: 0 P: 10	R: 2 E: 0 K: 0 S: 6	H: 3 LOB: 1 BB: 0 P: 6	R: 1 E: 0 K: 0 S: 6	H: 3 LOB: 2 BB: 0 P: 6	R: 0 E: 0 K: 1 S: 5	H: 1 LOB: 1 BB: 0 P: 5	R: 0 E: 0 K: 1 S: 5	H: 0 LOB: 1 BB: 1 P: 9	1B: 5 2B: 1 3B: 0 HR: 1	SF: 0 SAC: 0 DP: 0 HBP: 0	WP: 1 PB: 0 SB: 1 CS: 0	PA: 32
PITCHER Earl Francis, R ERA: 1.5 Roy Face, R ERA: 2.7	IP: 7.0 WLS: L BF: 29 H: 7 R: 3 ER: 3 SO: 2 BB: 2 IBB: 0 HBP: 0 BLK: 0 WP: 1 HR: 1 S: 30 P: 38 ERA: 3.86 WHIP: 1.286																			

Batter	1	2	3	4	5	6	7	8	9	AB	R	H	RBI	BB	SO	LOB	TOP																			
Dick Schofield, S OBP: 0.389, SLG: 0.588	F9		2H HR		F8		1-3			4	1	1	2	0	0	1	Pittsburgh Pirates @ San Francisco Giants Candlestick Park, San Francisco, CA Thu May 03 1962, 6:33 AM EDT Att: 10,723 - Unknown																			
Dick Groat, R OBP: 0.330, SLG: 0.349	F6		K			5-3		5-3	4	0	0	0	0	1	0																					
Bob Skinner, L OBP: 0.324, SLG: 0.500	FC6-4 1B		4-3			E1		G5-4-3 BB	3	0	1	0	1	0	0																					
Dick Stuart, R OBP: 0.289, SLG: 0.341	FC6-4			4-0 FC6-4 BB		F7		G5-4-3	3	0	0	0	1	0	3																					
Roberto Clemente, R OBP: 0.356, SLG: 0.446		4-3		FC6-4 G6-3		6-3		F6	4	0	0	0	0	0	2																					
Bill Virdon, L OBP: 0.272, SLG: 0.306		3-1		G6-3			1-3	4-3	4	0	0	0	0	0	1																					
Bill Mazerolski, R OBP: 0.363, SLG: 0.560		6-3			4-0 BB		WP HR 1B	F4	3	1	1	0	1	0	0																					
Orlando McFarlane, R OBP: 0.111, SLG: 0.111			F9		F6		6-3		3	0	0	0	0	0	2																					
Al McBean, R OBP: 0.333, SLG: 0.333 Johnny L. O'Spenny, R OBP: 0.246, SLG: 0.500 Diomedes Olivo, L OBP: 0.347, SLG: 1.000 Larry Elmer, L OBP: 0.312, SLG: 0.600 Harvey Haddix, L OBP: 0.312, SLG: 0.600 Roy Face, R OBP: 0.312, SLG: 0.600	E1 HR 1B				F6		2H HR		1	1	1	0	0	0	0	0	P																			
Inning Stats	R: 0 E: 0 K: 0 S: 4	H: 1 LOB: 1 BB: 0 P: 4	R: 0 E: 0 K: 0 S: 3	H: 0 LOB: 0 BB: 0 P: 3	R: 2 E: 1 K: 1 S: 7	H: 2 LOB: 0 BB: 0 P: 7	R: 0 E: 0 K: 0 S: 2	H: 0 LOB: 1 BB: 0 P: 6	R: 0 E: 1 K: 0 S: 4	H: 0 LOB: 1 BB: 0 P: 4	R: 2 E: 0 K: 0 S: 5	H: 2 LOB: 0 BB: 0 P: 5	R: 0 E: 0 K: 0 S: 2	H: 0 LOB: 0 BB: 1 P: 6	R: 0 E: 0 K: 0 S: 3	H: 0 LOB: 0 BB: 0 P: 3		1B: 3 2B: 0 3B: 0 HR: 2	SF: 0 SAC: 0 DP: 2 HBP: 0	WP: 1 PA: 34 PB: 0 SB: 0 CS: 0																
PITCHER Jack Sanford, R ERA: 3.75	IP: 9.0	WLS: W	BF: 34	H: 5	R: 4	ER: 4	SO: 1	BB: 3	IBB: 0	HBP: 0	BLK: 0	WP: 1	HR: 2	S: 33	P: 45	ERA: 4.00	WHIP: 0.889	PITCHER		IP: 9.0	WLS: W	BF: 34	H: 5	R: 4	ER: 4	SO: 1	BB: 3	IBB: 0	HBP: 0	BLK: 0	WP: 1	HR: 2	S: 33	P: 45	ERA: 4.00	WHIP: 0.889

Batter	1	2	3	4	5	6	7	8	9	AB	R	H	RBI	BB	SO	LOB	BOTTOM																			
Chuck Hillier, L OBP: 0.337, SLG: 0.315	1B		4-3	WP 1B		3-1		2B 1B		5	2	3	1	0	0	0	Pittsburgh Pirates @ San Francisco Giants Candlestick Park, San Francisco, CA Thu May 03 1962, 6:33 AM EDT Att: 10,723 - Unknown																			
Willie Mays, R OBP: 0.416, SLG: 0.610	F8		BB 1B	1-H 3-H 1B		5-3		1-H 2-H 1B 2B	5	2	3	3	0	0	1																					
Willie McCovey, L OBP: 0.400, SLG: 0.625			1B 2B BB					F9	2	1	1	0	1	1	1																					
Manny Mota, R OBP: 0.304, SLG: 0.286	K		1B 2B BB			K			2	0	0	0	0	1	1																					
Orlando Cepeda, R OBP: 0.376, SLG: 0.600	1B		K		6-3		K	FC5-4 1B	5	0	2	1	0	2	3																					
Felipe Alou, R OBP: 0.390, SLG: 0.533			2B 1B	1-3 2-H 1B			F7	FC5-4	5	0	3	1	0	0	1																					
Tom Haller, L OBP: 0.556, SLG: 1.071			1B BB	1-3 3-H 2B		SH1-3		K	2	0	1	1	1	1	0																					
Jose Pagan, R OBP: 0.330, SLG: 0.442	F8		F9			F8		E6 1B 1B	4	1	0	0	0	0	4																					
Jim Davenport, R OBP: 0.375, SLG: 0.463				1B WP 1B				1B 2B 1B	3	2	3	0	1	0	0																					
Jack Sanford, R OBP: 0.133, SLG: 0.143	4-3		K			F8		F6	4	0	0	0	0	1	7																					
Inning Stats	R: 0 E: 0 K: 1 S: 6	H: 2 LOB: 2 BB: 0 P: 6	R: 0 E: 0 K: 0 S: 4	H: 2 LOB: 1 BB: 1 P: 8	R: 2 E: 0 K: 1 S: 8	H: 3 LOB: 2 BB: 1 P: 12	R: 2 E: 0 K: 1 S: 8	H: 4 LOB: 1 BB: 0 P: 8	R: 0 E: 0 K: 0 S: 4	H: 1 LOB: 2 BB: 1 P: 8	R: 0 E: 0 K: 2 S: 7	H: 0 LOB: 0 BB: 0 P: 7	R: 4 E: 1 K: 0 S: 8	H: 4 LOB: 1 BB: 0 P: 8	R: 0 E: 0 K: 0 S: 8	H: 0 LOB: 0 BB: 0 P: 8	1B: 14 2B: 2 3B: 0 HR: 0	SF: 0 SAC: 1 DP: 0 HBP: 0	WP: 1 PA: 41 PB: 0 SB: 0 CS: 0																	
PITCHER Al McBean, R ERA: 2.73 Diomedes Olivo, L ERA: 1.47 Harvey Haddix, L ERA: 5.06 Roy Face, R ERA: 2.53	IP: 4.0	WLS: 8	BF: 22	H: 11	R: 4	ER: 4	SO: 3	BB: 2	IBB: 0	HBP: 0	BLK: 0	WP: 1	HR: 0	S: 26	P: 34	ERA: 9.00	WHIP: 3.250	PITCHER		IP: 4.0	WLS: 8	BF: 22	H: 11	R: 4	ER: 4	SO: 3	BB: 2	IBB: 0	HBP: 0	BLK: 0	WP: 1	HR: 0	S: 26	P: 34	ERA: 9.00	WHIP: 3.250

Batter	1	2	3	4	5	6	7	8	9	AB	R	H	RBI	BB	SO	LOB	TOP										
Chuck Hiller, L (1.4) OBP: 0.351, SLG: 0.353	0-0 4-3		0-0 HR		0-0 1B 3B	0-0 F8		0-0 G3		5	2	2	0	0	0	0											
Willie Mays, R (1.8) OBP: 0.423, SLG: 0.644	0-0 F8		0-0 HR		0-0 1B 3B	4-0 BB		0-0 F3		4	2	2	2	1	0	0											
Willie McCovey, L (1.7) OBP: 0.500, SLG: 0.818	4-0		0-0		0-0	0-0		0-3 K		3	1	2	2	1	0	1											
Mike McCormick, L (6.1)										0	0	0	0	0	0	0											
Jim Duffalo, R (6.1)			1-4-3							0	0	0	0	0	0	0											
Harvey Kuenn, R (9, PH) OBP: 0.455, SLG: 0.464			1B							1	0	0	0	0	1	0											
Orlando Cepeda, R (1.3) OBP: 0.378, SLG: 0.622	0-3 K		0-0 L4-3		0-0 SF8			0-0 G3		4	0	0	1	0	2	2											
Felipe Alou, R (1.9) OBP: 0.385, SLG: 0.525		0-0 F6	0-0 6-3		0-0 1B			0-0 F4		4	0	1	0	0	0	1											
Tom Haller, L (1.2) OBP: 0.476, SLG: 0.882		0-0 F6			0-0 G3	0-3 K		0-3 K		3	0	0	0	0	1	1											
Ernie Bowman, R (6.5)										1	0	0	0	0	1	1											
Jose Pagan, R (1.6) OBP: 0.330, SLG: 0.442		0-0			0-0 F7			0-0 4-3		4	2	2	0	0	0	1											
Manny Mota, R (1.5) OBP: 0.375, SLG: 0.345		0-0			0-0	0-0 F9		0-3 K		4	0	2	1	0	1	1											
Gaylord Perry, R (1.1)		0-0			0-0			0-0		2	0	0	0	0	0	2											
Bobby Bolin, R (4.1)					0-0					0	0	0	0	0	0	0											
Stu Miller, R (5.1) OBP: 0.500, SLG: 0.500		0-0			0-0					0	0	0	0	0	0	0											
Ed Bailey, L (6, PH) OBP: 0.427, SLG: 0.677		1-2			0-0	1-H				2	1	1	2	0	0	0											
Inning Stats	R: 0 E: 0 K: 1 S: 5	H: 0 LOB: 1 BB: 1 P: 9	R: 1 E: 0 K: 0 S: 5	H: 2 LOB: 1 BB: 0 P: 5	R: 2 E: 0 K: 0 S: 5	H: 3 LOB: 0 BB: 0 P: 5	R: 0 E: 0 K: 0 S: 4	H: 1 LOB: 1 BB: 0 P: 4	R: 3 E: 0 K: 1 S: 8	H: 4 LOB: 0 BB: 0 P: 8	R: 2 E: 0 K: 0 S: 5	H: 2 LOB: 1 BB: 1 P: 9	R: 0 E: 0 K: 2 S: 8	H: 0 LOB: 1 BB: 0 P: 8	R: 0 E: 0 K: 1 S: 5	H: 0 LOB: 0 BB: 0 P: 5	R: 0 E: 0 K: 1 S: 5	H: 0 LOB: 0 BB: 0 P: 5	1B: 7 2B: 3 3B: 1 HR: 2	SF: 1 SAC: 0 DP: 1 HBP: 0	WP: 1 PB: 1 SB: 1 CS: 1	PA: 40					
PITCHER	IP	WLS	BF	H	R	ER	SO	BB	IBB	HBP	BLK	WP	HR	S	P	ERA	WHIP										
Cal Koonce, R (1.1) ERA: 3.78	4.0		20	8	5	5	1	1	0	0	0	0	1	21	25	11.25	2.250										
Bob Anderson, R (5.1) ERA: 5.29	1.0		4	2	1	1	1	0	0	0	0	0	0	6	6	9.00	2.000										
Barney Schultz, R (6.1) ERA: 6.6	2.0	W	10	2	2	2	2	1	0	0	0	0	1	13	17	9.00	1.500										
Don Elston, R (8.1) ERA:	2.0	S	6	0	0	0	2	0	0	0	0	0	0	10	10	0.00	0.000										

San Francisco Giants @ Chicago Cubs
Wrigley Field, Chicago, IL
Sat May 05 1962, 3:33 AM CDT
Att: 11,362 - Cloudy - 46 F

AB 37
R 8
H 12
RBI 8
BB 2
SO 6
LOB 10



Batter	1	2	3	4	5	6	7	8	9	AB	R	H	RBI	BB	SO	LOB	BOTTOM										
Lou Brock, L (1.8) OBP: 0.316, SLG: 0.465	0-0 F8	4-0 FC5-4 BB		0-0 3-1 FC2-5 1B	0-3 K		0-0 1B 2B		4 0 2 1 1 1 1																		
Ron Santo, R (1.5) OBP: 0.286, SLG: 0.387	0-0 2B	0-0 FC5-4		0-0 FC2-5 3-1	0-0 F5		0-0 HR 1B		5 2 2 1 0 0 5																		
Billy Williams, L (1.7) OBP: 0.391, SLG: 0.612	0-0 4-3 2B		0-0 HR	0-0 3-1		4-0 1B 14 SF7 BB	0-0 2H HR		4 3 3 4 1 0 2																		
George Altman, L (1.9) OBP: 0.333, SLG: 0.354	0-0 4-3 2-3		0-0 1B 3B	0-0 F7		0-0 BB 1B	0-0 G3		5 1 2 0 0 0 3																		
14 Ernie Banks, R (1.3) OBP: 0.299, SLG: 0.490	4-0 BB		0-0 G3		0-3 K	0-0 SF7		0-0 HR	3 1 1 2 1 1 1																		
Andre Rodgers, R (1.6) OBP: 0.344, SLG: 0.429	0-3 K		0-0 CS 1B		0-0 BB 1B WP	4-0 G1-6-3 BB	0-0 F9		4 1 2 1 1 1 2																		
Ken Hubbs, R (1.4) OBP: 0.280, SLG: 0.330		0-0 6-3	0-0 F8		0-0 WP 1B BB	0-0 G1-6-3		0-0 1B	5 1 2 0 0 0 3																		
Dick Bertell, R (1.2) OBP: 0.346, SLG: 0.261		0-0 BB 1B	0-0 CS	4-0 1B 1B	4-0 WP 1B		0-0 F7	0-0 F7	3 2 1 0 2 0 1																		
Cal Koonce, R (1.1) OBP: 0.143, SLG: 0.143		0-3 K		0-0 FC2-5 1B	0-0 1B		0-0 2B 1B		2 0 1 0 0 1 1																		
Bob Will, L (5.1) OBP: 0.444, SLG: 0.337									0 0 0 0 0 0 0																		
Barney Schultz, R (6.1) ERA: 2.53									1 0 1 2 0 0 0																		
Moe Morhardt, L (7, PH) OBP: 0.250, SLG: 0.142									0 0 0 0 0 0 0																		
Don Elston, R (8.1) ERA: 2.63									1 1 1 0 0 0 0																		
Inning Stats	R: 1 E: 0 K: 1 S: 7	H: 2 LOB: 2 BB: 1 P: 11	R: 0 E: 0 K: 1 S: 6	H: 1 LOB: 1 BB: 1 P: 10	R: 2 E: 0 K: 0 S: 5	H: 3 LOB: 0 BB: 0 P: 5	R: 1 E: 0 K: 0 S: 5	H: 2 LOB: 2 BB: 1 P: 9	R: 3 E: 0 K: 2 S: 10	H: 3 LOB: 1 BB: 1 P: 14	R: 1 E: 0 K: 0 S: 3	H: 1 LOB: 1 BB: 2 P: 11	R: 3 E: 0 K: 0 S: 6	H: 4 LOB: 0 BB: 0 P: 6	R: 1 E: 0 K: 0 S: 5	H: 2 LOB: 1 BB: 0 P: 5	1B: 11 2B: 3 3B: 1 HR: 3	SF: 1 SAC: 0 DP: 1 HBP: 0	WP: 1 PB: 0 SB: 0 CS: 1	PA: 46							
PITCHER	IP	WLS	BF	H	R	ER	SO	BB	IBB	HBP	BLK	WP	HR	S	P	ERA	WHIP										
Gaylord Perry, R (1.1) ERA: 5.03	3.0		19	8	4	4	2	3	0	0	0	0	0	8	12	20.25	2.250										
Bobby Bolin, R (4.1) ERA: 5.96	1.1		7	2	3	3	1	1	0	0	0	0	0	5	5	0.00	1.500										
Stu Miller, R (5.1) ERA: 2.53	0.2		3	1	0	0	1	0	0	0	0	0	0	1	5	∞	∞										
Mike McCormick, L (6.1) ERA: 19.29	0.0	L	2	1	1	1	0	1	0	0	0	0	0	1	5	∞	∞										
Jim Duffalo, R (6.1) ERA: 2.63	3.0	L	14	6	4	4	0	1	0	0	0	0	2	13	17	12.00	2.333										

San Francisco Giants @ Chicago Cubs
Wrigley Field, Chicago, IL
Sat May 05 1962, 3:33 AM CDT
Att: 11,362 - Cloudy - 46 F

AB 38
R 12
H 18
RBI 11
BB 6
SO 4
LOB 20



Batter	1	2	3	4	5	6	7	8	9	AB	R	H	RBI	BB	SO	LOB	TOP					
Harvey Kuenn, R (1,7) OBP: 0.459, SLG: 0.508 Tom Haller, L (8,2) OBP: 0.455, SLG: 0.833	0-0 1B 2B 1B		4-0 FC5 1B BB		0-0 1-3		0-0 6-3		0-3 K	3	1	1	0	1	0	1	San Francisco Giants @ St. Louis Cardinals Sportsman's Park, St. Louis, MO Tue May 08 1962, 8:05 PM EDT Att: 14,618 - Unknown - 71 F					
Chuck Hiller, L (1,4) OBP: 0.342, SLG: 0.342	0-0 1-3 2B 1B		0-0 1-2 1B		0-0 F8		0-0 6-3		0-0 F8	5	1	2	0	0	0	1						
Willie Mays, R (1,8) OBP: 0.429, SLG: 0.670	0-0 F3		0-0 F9			4-0 FC4-6 BB		0-0 F9		3	0	0	0	1	0	4						
Orlando Cepeda, R (1,3) OBP: 0.378, SLG: 0.619	0-0 1-H 3-H 2B		0-0 F8			0-0 FC4-6 1B		0-0 2B 2B		4	1	2	2	0	0	3						
Felipe Alou, R (1,9) OBP: 0.385, SLG: 0.523	0-0 5-3		0-0 FC5 2-SF			0-0 1-2 1B		0-0 2-H 2B		4	1	2	1	0	0	3						
Ed Bailey, L (1,2) OBP: 0.422, SLG: 0.643 Manny Mota, R (8, PR) OBP: 0.361, SLG: 0.333	0-3 K		0-0 F4			0-3 K		0-0 2-H 1B		4	0	1	1	0	2	3						
Jose Pagan, R (1,6) OBP: 0.324, SLG: 0.422		0-0 6-3		0-3 K		0-0 F9		0-0 1-2 F8		4	0	0	0	0	1	3						
Jim Davenport, R (1,5) OBP: 0.379, SLG: 0.465		0-3 K		0-0 6-3			0-0 SH3-4 1B	0-0 4-3		4	0	1	0	0	1	2						
Juan Marichal, R (1,1) OBP: 0.263, SLG: 0.235		0-3 K		0-0 F4			0-0 SH3-4 1-2	0-0 F3		3	0	0	0	0	1	0						
Inning Stats	R: 2 E: 0 K: 1 S: 8	H: 3 LOB: 1 BB: 0 P: 8	R: 0 E: 0 K: 0 S: 7	H: 0 LOB: 0 BB: 0 P: 7	R: 0 E: 0 K: 0 S: 4	H: 1 LOB: 2 BB: 1 P: 8	R: 0 E: 0 K: 1 S: 5	H: 0 LOB: 0 BB: 0 P: 5	R: 0 E: 0 K: 0 S: 3	H: 0 LOB: 0 BB: 0 P: 3	R: 0 E: 0 K: 1 S: 6	H: 1 LOB: 2 BB: 1 P: 10	R: 0 E: 0 K: 0 S: 4	H: 1 LOB: 1 BB: 0 P: 4	R: 2 E: 0 K: 0 S: 6	H: 3 LOB: 3 BB: 0 P: 6	R: 0 E: 0 K: 1 S: 5	H: 0 LOB: 0 BB: 0 P: 5	1B: 6 2B: 3 3B: 0 HR: 0	SF: 0 SAC: 1 DP: 0 HBP: 0	WP: 0 PB: 0 SB: 0 CS: 0	PA: 38
PITCHER	IP WLS BF H R ER SO BB IBB HBP BLK WP HR S P ERA WHIP	IP WLS BF H R ER SO BB IBB HBP BLK WP HR S P ERA WHIP																				
Larry Jackson, R (1,1) ERA: 3.86 Ed Bauta, R (8,1) ERA:	7.1 L 33 9 4 4 5 2 0 0 0 0 0 0 41 49 4.91 1.500	1.2 5 0 0 0 1 0 0 0 0 1 0 0 7 7 0.00 0.000																				

Batter	1	2	3	4	5	6	7	8	9	AB	R	H	RBI	BB	SO	LOB	BOTTOM					
Curt Flood, R (1,8) OBP: 0.356, SLG: 0.520	0-0 6-3		0-0 5-3		0-0 SF7 1-2 3-H		0-0 F2		0-3 K	4	0	0	1	0	1	1	San Francisco Giants @ St. Louis Cardinals Sportsman's Park, St. Louis, MO Tue May 08 1962, 8:05 PM EDT Att: 14,618 - Unknown - 71 F					
Julian Javier, R (1,4) OBP: 0.336, SLG: 0.375	0-0 6-3		0-0 1-3			0-0 6-3		4-0 FC6-4 BLK BB		3	0	0	0	1	0	0						
Bill White, L (1,3) OBP: 0.350, SLG: 0.446	4-0 BB BB			0-0 F6		0-0 F8		0-0 1-2 F7		3	0	0	0	1	0	1						
Stan Musial, L (1,9) OBP: 0.457, SLG: 0.642	4-0 1-2 BB			0-0 PB 2B		0-0 HR		0-0 F5		3	1	2	1	1	0	1						
Ken Boyer, R (1,5) OBP: 0.391, SLG: 0.588	0-3 K			0-0 F8		0-0 2B		0-0 FC6-5-4 2-3		4	0	1	0	0	1	4						
Minnie Minoza, R (1,7) OBP: 0.286, SLG: 0.293		0-0 F9		0-0 F2 2-3		4-0 BB		0-0 5-3		3	0	0	0	1	0	1						
Carl Sawatski, L (1,2) OBP: 0.447, SLG: 0.656	0-0 F3				0-0 G3		0-0 F6		0-0 HR	4	1	1	1	0	0	2						
Julio Gotay, R (1,6) OBP: 0.358, SLG: 0.387 Doug Clemens, L (9, PH) OBP: 0.391, SLG: 0.316	0-0 F9				4-0 E S SF7 BB		0-0 F8		0-0 1B	2	1	0	0	1	0	0						
Larry Jackson, R (1,1) OBP: 0.300, SLG: 0.176 Ed Bauta, R (8,1) OBP: 0.333, SLG: 0.333 Red Schoendienst, S (9, PH) OBP: 0.455, SLG: 0.400	0-0 F8				4-0 1-3 BB		0-0 F8		0-0 F7	2	0	0	0	1	0	0						
Inning Stats	R: 0 E: 0 K: 1 S: 5	H: 0 LOB: 2 BB: 2 P: 13	R: 0 E: 0 K: 0 S: 3	H: 0 LOB: 0 BB: 0 P: 3	R: 0 E: 0 K: 0 S: 3	H: 0 LOB: 0 BB: 0 P: 3	R: 0 E: 0 K: 0 S: 4	H: 1 LOB: 1 BB: 0 P: 4	R: 1 E: 0 K: 0 S: 2	H: 0 LOB: 1 BB: 2 P: 10	R: 1 E: 0 K: 0 S: 5	H: 2 LOB: 2 BB: 1 P: 9	R: 0 E: 0 K: 0 S: 3	H: 0 LOB: 0 BB: 0 P: 3	R: 0 E: 0 K: 0 S: 3	H: 0 LOB: 1 BB: 1 P: 7	R: 1 E: 0 K: 1 S: 7	H: 2 LOB: 1 BB: 0 P: 7	1B: 1 2B: 2 3B: 0 HR: 2	SF: 1 SAC: 0 DP: 0 HBP: 0	WP: 0 PB: 1 SB: 1 CS: 0	PA: 37
PITCHER	IP WLS BF H R ER SO BB IBB HBP BLK WP HR S P ERA WHIP	IP WLS BF H R ER SO BB IBB HBP BLK WP HR S P ERA WHIP																				
Juan Marichal, R (1,1) ERA: 2.91	9.0 W 37 5 3 2 2 6 0 0 1 0 0 2 35 59 2.00 1.222																					



Batter	1	2	3	4	5	6	7	8	9	AB	R	H	RBI	BB	SO	LOB	TOP					
Harvey Kuenn, R OBP: 0.436, SLG: 0.478 (1, 7)	0-0 4-3		0-0 F7		0-0 4-3			0-0 4-3		4	0	0	0	0	0	2	San Francisco Giants @ St. Louis Cardinals Sportsman's Park, St. Louis, MO Wed May 09 1962, 8:05 PM EDT Att: 12,421 - Unknown - 65 F livebaseballscorecards.com					
Chuck Hiller, L OBP: 0.339, SLG: 0.339 (1, 4)	0-0 1B		0-0 G4-6-3			0-0 G3		0-0 G3		4	0	1	0	0	0	1						
Willie Mays, R OBP: 0.423, SLG: 0.653 (1, 8)	0-0 F8			0-3 K		0-0 F9		0-0 1B		4	0	1	0	0	1	1						
Orlando Cepeda, R OBP: 0.374, SLG: 0.633 (1, 3)	0-0 F2			0-0 HR		0-3 K		0-3 K		4	1	1	1	0	2	2						
Felipe Alou, R OBP: 0.380, SLG: 0.522 (1, 9)		0-0 FC1-5 2B		0-0 F8			0-0 F5		0-0 F9	4	0	1	0	0	0	0						
Tom Haller, L OBP: 0.417, SLG: 0.750 Jim Duffalo, R (4, 1)	0-0 FC1-5 1B			0-3 K					0-0 F8	2	0	0	0	0	0	1						
Mike McCormick, L OBP: 0.500, SLG: 2.000 Bob Nieman, R (9, FH)	2-3 1B									1	1	1	1	0	0	0						
Jose Pagan, R OBP: 0.321, SLG: 0.415 (1, 6)		0-0 G6-4-3 1B			0-0 5-3		0-0 F8		0-0 F6	4	0	1	0	0	0	0						
Jim Davenport, R OBP: 0.388, SLG: 0.506 (1, 5)		0-0 G6-4-3				0-0 FC4-6 1B				3	1	2	1	0	0	2						
Jack Sanford, R OBP: 0.188, SLG: 0.200 Ed Bailey, L OBP: 0.413, SLG: 0.625 (4, 2)			0-0 G4-6-3 1B			0-0 FC4-6 PB		0-0 4-3		1	0	1	0	0	0	0						
										2	0	0	0	0	0	1						
Inning Stats	R: 0 E: 0 K: 0 S: 4	H: 1 LOB: 1 BB: 0 P: 4	R: 0 E: 0 K: 0 S: 4	H: 2 LOB: 1 BB: 0 P: 4	R: 0 E: 0 K: 0 S: 3	H: 1 LOB: 0 BB: 0 P: 3	R: 1 E: 0 K: 2 S: 8	H: 1 LOB: 0 BB: 0 P: 8	R: 0 E: 0 K: 0 S: 4	H: 1 LOB: 1 BB: 0 P: 4	R: 0 E: 0 K: 1 S: 5	H: 0 LOB: 0 BB: 0 P: 5	R: 2 E: 0 K: 0 S: 5	H: 2 LOB: 0 BB: 0 P: 5	R: 0 E: 0 K: 1 S: 6	H: 1 LOB: 1 BB: 0 P: 6		R: 0 E: 0 K: 0 S: 3	H: 0 LOB: 0 BB: 0 P: 3	1B: 5 2B: 1 3B: 0 HR: 3	SF: 0 SAC: 0 DP: 2 HBP: 0	WP: 0 PB: 1 SB: 0 CS: 0
PITCHER Curt Simmons, L ERA: 1.6 (1, 1)	IP: 9.0 WLS: W BF: 34 H: 9 R: 3 ER: 3 SO: 4 BB: 0 IBB: 0 HBP: 0 BLK: 0 WP: 0 HR: 3 S: 42 P: 42 ERA: 3.00 WHIP: 1.000															PITCHER						

Batter	1	2	3	4	5	6	7	8	9	AB	R	H	RBI	BB	SO	LOB	BOTTOM				
Curt Flood, R OBP: 0.367, SLG: 0.544 (1, 8)	0-0 4-3 3B	0-0 1-3		0-3 K		0-0 WP 2H 1B		0-0 1B		5	1	3	1	0	1	1	San Francisco Giants @ St. Louis Cardinals Sportsman's Park, St. Louis, MO Wed May 09 1962, 8:05 PM EDT Att: 12,421 - Unknown - 65 F livebaseballscorecards.com				
Julian Javier, R OBP: 0.322, SLG: 0.358 (1, 4)	0-0 4-3		0-3 K	0-0 F9		0-0 F7		0-0 F5		5	0	0	1	0	1	3					
Bill White, L OBP: 0.364, SLG: 0.447 (1, 3)	0-0 4-3		0-0 1B		4-0 G4-3 1B BB	4-0 S BB				2	1	1	0	2	0	0					
Stan Musial, L OBP: 0.459, SLG: 0.634 (1, 9)	0-0 WP 1B BB		0-0 G4-3 1B	0-0 E4	0-0 G4-3	0-0 F9				4	1	2	0	0	0	3					
Ken Boyer, R OBP: 0.386, SLG: 0.570 (1, 5)	4-0 1B WP BB		0-0 G4-3	0-0 G4-3			0-0 F8			3	1	0	0	1	0	4					
Carl Sawatski, L OBP: 0.476, SLG: 0.750 Jimmie Schaffer, R OBP: 0.500, SLG: 0.500 (8, 2)	0-0 1B			0-0 HR	0-0 1B		0-0 F9			4	1	3	4	0	0	0					
Minnie Minoza, R OBP: 0.269, SLG: 0.274 (1, 7)	0-3 K			0-0 F7	0-0 F8		0-3 K			4	0	0	0	0	2	2					
Julio Gotay, R OBP: 0.365, SLG: 0.392 (1, 6)		0-0 F8		0-0 S 2B 1B		0-0 SH1-4 1B 1B		0-0 5-3		4	2	2	0	0	0	0					
Curt Simmons, L OBP: 0.474, SLG: 0.438 (1, 1)		0-0 5-3		0-0 1H 2B		0-0 SH1-4		0-0 4-3		3	0	1	1	0	0	0					
										1B: 9 2B: 1 3B: 1 HR: 1	SF: 0 SAC: 1 DP: 2 HBP: 0	WP: 3 PB: 0 SB: 2 CS: 0	PA: 38								
Inning Stats	R: 3 E: 0 K: 1 S: 8	H: 3 LOB: 1 BB: 1 P: 12	R: 0 E: 0 K: 0 S: 3	H: 0 LOB: 0 BB: 0 P: 3	R: 0 E: 0 K: 1 S: 6	H: 2 LOB: 1 BB: 0 P: 6	R: 2 E: 0 K: 1 S: 8	H: 3 LOB: 1 BB: 0 P: 8	R: 1 E: 1 K: 0 S: 4	H: 1 LOB: 1 BB: 1 P: 8	R: 1 E: 0 K: 0 S: 5	H: 2 LOB: 2 BB: 1 P: 9	R: 0 E: 0 K: 1 S: 5	H: 0 LOB: 0 BB: 0 P: 5	R: 0 E: 0 K: 0 S: 4	H: 1 LOB: 1 BB: 0 P: 4		1B: 9 2B: 1 3B: 1 HR: 1	SF: 0 SAC: 1 DP: 2 HBP: 0	WP: 3 PB: 0 SB: 2 CS: 0	PA: 38
PITCHER Jack Sanford, R ERA: 4.58 Jim Duffalo, R ERA: 2.51 Mike McCormick, L ERA: 8.53 (1, 1)	IP: 3.1 WLS: L BF: 17 H: 7 R: 5 ER: 5 SO: 2 BB: 1 IBB: 0 HBP: 0 BLK: 0 WP: 0 HR: 1 S: 20 P: 24 ERA: 13.50 WHIP: 2.400															PITCHER					

Batter	1	2	3	4	5	6	7	8	9	AB	R	H	RBI	BB	SO	LOB	TOP				
Manny Mota, R OBP: 0.302, SLG: 0.275 (1, 7)	1-3	6-3		E4 1B	6-3			4-3		5	1	0	0	0	0	1					
Chuck Hiller, L OBP: 0.345, SLG: 0.339 (1, 4)	F3			1B 1-2		1-3		G3		4	1	1	0	1	0	0					
Willie Mays, R OBP: 0.404, SLG: 0.607 Willie McCovey, L OBP: 0.500, SLG: 0.842 (6, 7)	F9	6-3		F7		F7		1B		4	0	0	0	0	0	4					
Orlando Cepeda, R OBP: 0.375, SLG: 0.612 (1, 3)				1B HR	5-3			1B		4	2	2	1	1	0	0					
Felipe Alou, R OBP: 0.388, SLG: 0.520 (1, 9)				1B HR	K			F5		5	3	3	1	0	1	2					
Jim Davenport, R OBP: 0.387, SLG: 0.510 (1, 5)				1B HR	E3			F8		4	2	1	3	1	0	1					
Jose Pagan, R OBP: 0.312, SLG: 0.403 (1, 6)				E	K			2B		5	1	2	2	0	1	1					
Ed Bailey, L OBP: 0.396, SLG: 0.575 (1, 2)				E8 1B		F8		G3		5	1	1	1	0	1	3					
Juan Marichal, R OBP: 0.304, SLG: 0.286 (1, 1)	E2 PB				4-3			K		4	0	2	1	0	1	1					
Inning Stats	R: 0 E: 0 K: 0 S: 3	H: 0 LOB: 0 BB: 0 P: 3	R: 4 E: 1 K: 1 S: 8	H: 3 LOB: 2 BB: 3 P: 20	R: 0 E: 1 K: 2 S: 8	H: 0 LOB: 1 BB: 0 P: 8	R: 6 E: 2 K: 0 S: 9	H: 6 LOB: 0 BB: 0 P: 9	R: 0 E: 0 K: 0 S: 3	H: 0 LOB: 0 BB: 0 P: 3	R: 1 E: 0 K: 1 S: 7	H: 2 LOB: 1 BB: 0 P: 7	R: 0 E: 0 K: 0 S: 5	H: 2 LOB: 2 BB: 0 P: 5	R: 0 E: 0 K: 0 S: 3	H: 0 LOB: 0 BB: 0 P: 3	1B: 11 2B: 1 3B: 0 HR: 1	SF: 0 SAC: 0 DP: 0 HBP: 0	WP: 0 PB: 1 SB: 0 CS: 0	PA: 44	
PITCHER	IP	WLS	BF	H	R	ER	SO	BB	IBB	HBP	BLK	WP	HR	S	P	ERA	WHIP				
Hal Woodeshick, L ERA: 2.82 (1, 1)	1.2	L	11	3	4	2	1	3	0	0	0	0	0	10	22	10.80	3.600				
Jim Golden, R ERA: 2.25 (2, 1)	3.1		17	6	6	1	2	0	0	0	0	0	1	21	21	2.70	1.800				
John Anderson, R ERA: 2.16 (6, 1)	2.0		8	2	1	1	1	0	0	0	0	0	0	10	10	4.50	1.000				
Don McMahon, R ERA: 3.0 (8, 1)	2.0		8	2	0	0	0	0	0	0	0	0	0	8	8	0.00	1.000				

San Francisco Giants @ Houston Colt 45's
Colt Stadium, Houston, TX
Sat May 12 1962, 8:05 PM EDT
Att: 26,311 - Unknown - 77 F

AB	41
R	11
H	13
RBI	9
BB	3
SO	4
LOB	13



Batter	1	2	3	4	5	6	7	8	9	AB	R	H	RBI	BB	SO	LOB	BOTTOM				
Bob Lillis, R OBP: 0.226, SLG: 0.205 (7, 4)	K		FC6-4			1-3		F4		4	0	1	0	0	1	1					
Joey Amalfitano, R OBP: 0.280, SLG: 0.207 Don Buddin, R OBP: 0.381, SLG: 0.258 (1, 4)	F5				F6	F6		FC8-6 BB		3	0	0	0	0	0	1					
Roman Mejias, R OBP: 0.305, SLG: 0.538 Jim Busby, R (9, 9)	K					1-3		FC8-6		4	0	1	0	0	1	2					
Norm Larker, L OBP: 0.366, SLG: 0.478 (1, 7)		4-3			F9			F4		3	0	0	0	1	0	2					
Pidge Browne, L OBP: 0.313, SLG: 0.395 (1, 3)		F7			3-1			F5		4	0	0	0	0	0	3					
Carl Warwick, R OBP: 0.319, SLG: 0.442 (1, 8)		F8				F6		F7		4	0	0	0	0	0	0					
Merritt Ranew, L OBP: 0.305, SLG: 0.554 (1, 2)			K			F7		F7		4	0	0	0	0	2	0					
Bob Aspromonte, R OBP: 0.359, SLG: 0.392 (1, 5)			FC6-4							2	0	2	0	1	0	0					
Hal Woodeshick, R Jim Golden, L Hal Smith, R John Anderson, R Johnny Westly, R Don McMahon, R (1, 1)			F8			P3		F8		0	0	0	0	0	0	0					
Inning Stats	R: 0 E: 0 K: 2 S: 7	H: 0 LOB: 0 BB: 0 P: 7	R: 0 E: 0 K: 1 S: 6	H: 1 LOB: 1 BB: 0 P: 6	R: 0 E: 0 K: 0 S: 4	H: 1 LOB: 1 BB: 0 P: 4	R: 0 E: 0 K: 0 S: 4	H: 1 LOB: 2 BB: 1 P: 8	R: 0 E: 0 K: 1 S: 5	H: 0 LOB: 1 BB: 1 P: 9	R: 0 E: 0 K: 0 S: 3	H: 0 LOB: 0 BB: 1 P: 7	R: 0 E: 0 K: 0 S: 3	H: 0 LOB: 0 BB: 0 P: 3	1B: 4 2B: 0 3B: 0 HR: 0	SF: 0 SAC: 0 DP: 0 HBP: 0	WP: 0 PB: 0 SB: 0 CS: 0	PA: 34			
PITCHER	IP	WLS	BF	H	R	ER	SO	BB	IBB	HBP	BLK	WP	HR	S	P	ERA	WHIP				
Juan Marichal, R ERA: 2.51 (1, 1)	9.0	W	34	4	0	0	4	3	0	0	0	0	0	39	51	0.00	0.778				

San Francisco Giants @ Houston Colt 45's
Colt Stadium, Houston, TX
Sat May 12 1962, 8:05 PM EDT
Att: 26,311 - Unknown - 77 F

AB	31
R	0
H	4
RBI	0
BB	3
SO	4
LOB	12



Batter	1	2	3	4	5	6	7	8	9	AB	R	H	RBI	BB	SO	LOB	TOP					
Chuck Hiller, L (1,4) OBP: 0.350, SLG: 0.341										5	1	2	0	0	0	3	San Francisco Giants @ Houston Colt 45's Colt Stadium, Houston, TX Sun May 13 1962, 4:33 AM EDT Att: 19,879 - Unknown - 86 F livebaseballscorecards.com					
Willie Mays, R (1,8) OBP: 0.390, SLG: 0.581										5	0	0	0	0	2	3						
Willie McCovey, L (1,7) OBP: 0.360, SLG: 0.773 Manny Mota, R (7,7) OBP: 0.295, SLG: 0.268										3	1	1	0	1	0	2						
Orlando Cepeda, R (1,3) OBP: 0.383, SLG: 0.627										5	2	3	1	0	0	1						
Felipe Alou, R (1,9) OBP: 0.381, SLG: 0.504										4	1	0	0	1	2	4						
Jim Davenport, R (1,5) OBP: 0.400, SLG: 0.529										4	1	3	2	0	1	0						
Jose Pagan, R (1,6) OBP: 0.318, SLG: 0.431										4	1	2	2	0	1	2						
Tom Haller, L (1,2) OBP: 0.375, SLG: 0.593										4	0	1	1	0	0	2						
Jack Sanford, R (1,1) OBP: 0.200, SLG: 0.211										4	0	1	0	0	2	4						
Inning Stats	R: 0 E: 0 K: 0 S: 3	H: 1 LOB: 0 BB: 0 P: 3	R: 0 E: 0 K: 1 S: 5	H: 0 LOB: 0 BB: 0 P: 5	R: 0 E: 0 K: 2 S: 7	H: 0 LOB: 0 BB: 0 P: 7	R: 0 E: 0 K: 0 S: 4	H: 1 LOB: 1 BB: 0 P: 4	R: 1 E: 0 K: 1 S: 7	H: 2 LOB: 2 BB: 1 P: 11	R: 4 E: 0 K: 2 S: 10	H: 3 LOB: 0 BB: 1 P: 14	R: 0 E: 0 K: 0 S: 4	H: 1 LOB: 1 BB: 0 P: 4	R: 1 E: 0 K: 1 S: 8	H: 3 LOB: 2 BB: 0 P: 8		R: 1 E: 0 K: 1 S: 7	H: 2 LOB: 1 BB: 0 P: 7	1B: 9 2B: 3 3B: 0 HR: 1	SF: 0 SAC: 0 DP: 1 HBP: 0	WP: 2 PB: 0 SB: 1 CS: 0
PITCHER	IP WLS BF H R ER SO BB IBB HBP BLK WP HR S P ERA WHIP																					
Ken Johnson, R (1,1) ERA: 4.15	6.0 L 26 7 5 5 6 2 0 0 0 0 1 1 36 44 7.50 1.500																					
Dave Giusti, R (7,1) ERA: 6.75	3.0 15 6 2 2 2 0 0 0 0 1 0 19 19 6.00 2.000																					

Batter	1	2	3	4	5	6	7	8	9	AB	R	H	RBI	BB	SO	LOB	BOTTOM			
Bob Lillis, R (1,6) OBP: 0.241, SLG: 0.213 Al Spangler, L (9, FH) OBP: 0.314, SLG: 0.295										2	0	1	0	1	0	1	San Francisco Giants @ Houston Colt 45's Colt Stadium, Houston, TX Sun May 13 1962, 4:33 AM EDT Att: 19,879 - Unknown - 86 F livebaseballscorecards.com			
Joey Amalfitano, R (1,4) OBP: 0.254, SLG: 0.202 Pidge Browne, L (9, FH) OBP: 0.327, SLG: 0.409										3	0	0	0	0	2					
Roman Mejias, R (1,9) OBP: 0.303, SLG: 0.537										4	1	1	1	0	0	2				
Norm Larker, L (1,3) OBP: 0.360, SLG: 0.465										4	0	1	1	0	0	0				
Jim Pendleton, R (1,7) OBP: 0.290, SLG: 0.442										4	0	1	0	0	1	1				
Carl Warwick, R (1,8) OBP: 0.320, SLG: 0.422										2	0	0	0	1	1	0				
Hal Smith, R (1,2) OBP: 0.282, SLG: 0.418										3	0	0	0	0	0	2				
Bob Aspromonte, R (1,5) OBP: 0.350, SLG: 0.381										3	0	0	0	0	0	2				
Ken Johnson, R (1,1) Johnny Weekly, R (6, FH) Dave Giusti, R (7,1) Merritt Ranew, L (9, FH) OBP: 0.300, SLG: 0.544										1	0	0	0	0	0	0				
Inning Stats	R: 0 E: 0 K: 0 S: 3	H: 1 LOB: 0 BB: 0 P: 3	R: 0 E: 0 K: 0 S: 3	H: 0 LOB: 0 BB: 0 P: 3	R: 0 E: 0 K: 0 S: 2	H: 0 LOB: 0 BB: 1 P: 6	R: 0 E: 0 K: 2 S: 7	H: 0 LOB: 0 BB: 0 P: 7	R: 0 E: 0 K: 0 S: 4	H: 1 LOB: 1 BB: 0 P: 4	R: 0 E: 0 K: 0 S: 3	H: 0 LOB: 0 BB: 0 P: 3	R: 0 E: 0 K: 0 S: 3	H: 1 LOB: 1 BB: 1 P: 7	R: 2 E: 0 K: 0 S: 5	H: 3 LOB: 1 BB: 1 P: 9		1B: 5 2B: 2 3B: 0 HR: 0	SF: 0 SAC: 0 DP: 3 HBP: 0	WP: 0 PB: 0 SB: 0 CS: 0
PITCHER	IP WLS BF H R ER SO BB IBB HBP BLK WP HR S P ERA WHIP																			
Jack Sanford, R (1,1) ERA: 4.1	9.0 W 32 6 2 2 2 3 0 0 0 0 0 0 33 45 2.00 1.000																			

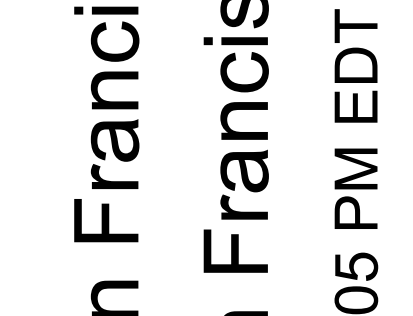
Batter	1	2	3	4	5	6	7	8	9	AB	R	H	RBI	BB	SO	LOB	TOP				
Curt Flood, R OBP: 0.341, SLG: 0.480 (1, 8)										5	0	2	1	0	1	0	St. Louis Cardinals @ San Francisco Giants Candlestick Park, San Francisco, CA Tue May 15 1962, 10:05 PM EDT Att: 30,484 - Unknown				
Doug Clemens, L OBP: 0.395, SLG: 0.353 (1, 9)										5	1	1	0	0	0	2					
Ken Boyer, R OBP: 0.384, SLG: 0.529 (1, 5)										4	0	3	0	0	0	0					
Gene Oliver, R OBP: 0.393, SLG: 0.500 (1, 2)										3	0	3	1	1	0	0					
Charlie James, R OBP: 0.323, SLG: 0.400 (1, 7)										3	0	0	0	0	0	5					
Carl Sawatski, L OBP: 0.510, SLG: 0.762 (8, PH)										1	0	0	0	0	0	2					
Alex Grammas, R OBP: 0.111, SLG: 0.111 (8, 6)										0	0	0	0	0	0	0					
Bill White, L OBP: 0.343, SLG: 0.444 (1, 3)										4	1	1	1	0	1	4					
Julio Gotay, R OBP: 0.390, SLG: 0.400 (1, 6)										3	0	0	0	0	1	2					
Stan Musial, L OBP: 0.430, SLG: 0.549 (8, PH)										0	0	0	0	1	0	0					
Don Landrum, L OBP: 0.438, SLG: 0.370 (8, 7)										0	0	0	0	0	0	0					
Julian Javier, R OBP: 0.290, SLG: 0.316 (1, 4)										3	0	0	0	0	0	0					
Red Schoendienst, S OBP: 0.375, SLG: 0.333 (8, PH)										1	0	0	0	0	0	3					
Ray Sadecki, L OBP: 0.286, SLG: 0.286 (9, PH)										1	0	0	0	0	0	0					
Ray Washburn, R OBP: 0.284, SLG: 0.250 (3, 1)										2	1	1	0	0	1	0					
Curt Simmons, L OBP: 0.450, SLG: 0.412 (1, 1)										1	0	0	0	0	0	0					
Inning Stats	R: 0 E: 0 K: 0 S: 3	H: 1 LOB: 0 BB: 0 P: 3	R: 0 E: 0 K: 0 S: 3	H: 1 LOB: 0 BB: 0 P: 3	R: 0 E: 0 K: 0 S: 3	H: 0 LOB: 0 BB: 0 P: 3	R: 0 E: 0 K: 0 S: 4	H: 1 LOB: 2 BB: 0 P: 8	R: 2 E: 0 K: 1 S: 7	H: 3 LOB: 1 BB: 0 P: 6	R: 0 E: 0 K: 1 S: 5	H: 0 LOB: 0 BB: 0 P: 5	R: 1 E: 0 K: 1 S: 8	H: 3 LOB: 3 BB: 1 P: 12	R: 0 E: 0 K: 1 S: 5	H: 0 LOB: 0 BB: 0 P: 5	1B: 9 2B: 2 3B: 0 HR: 1	SF: 0 SAC: 0 DP: 2 HBP: 0	WP: 0 PB: 0 SB: 0 CS: 0	PA: 38	
PITCHER	IP	WLS	BF	H	R	ER	SO	BB	IBB	HBP	BLK	WP	HR	S	P	ERA	WHIP				
Billy Pierce, L ERA: 2.11 (1, 1)	7.0	W	30	10	3	3	2	1	0	0	0	0	1	33	37	3.86	1.571				
Stu Miller, R ERA: 2.13 (8, 1)	2.0	S	8	1	0	0	2	1	0	0	0	0	0	11	15	0.00	1.000				

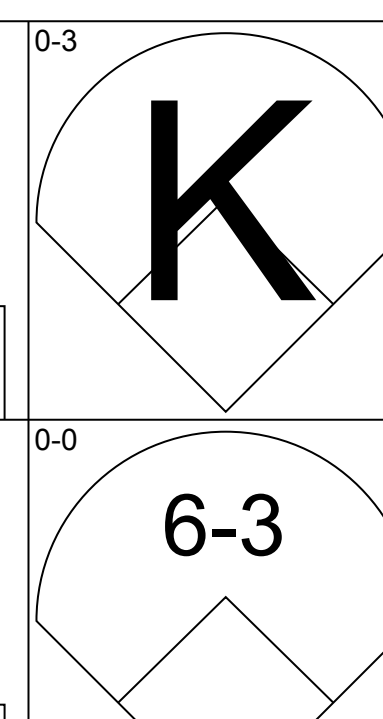
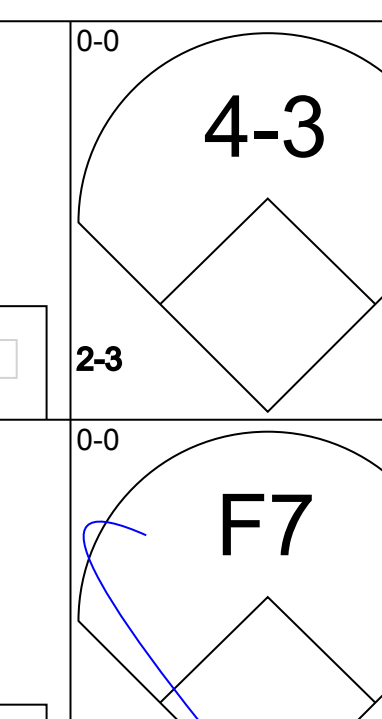
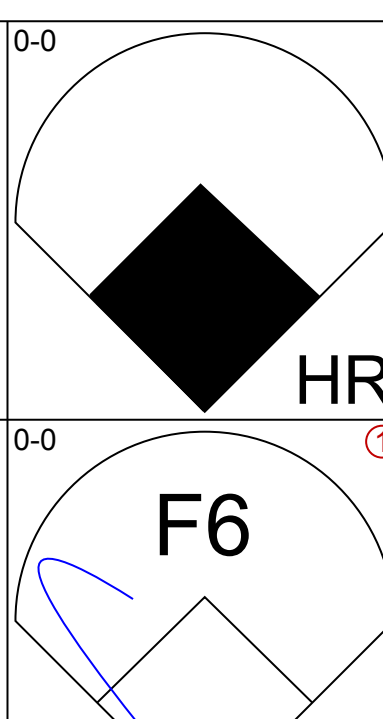
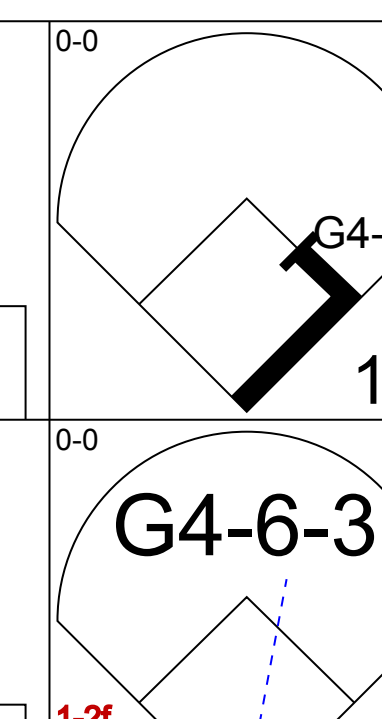
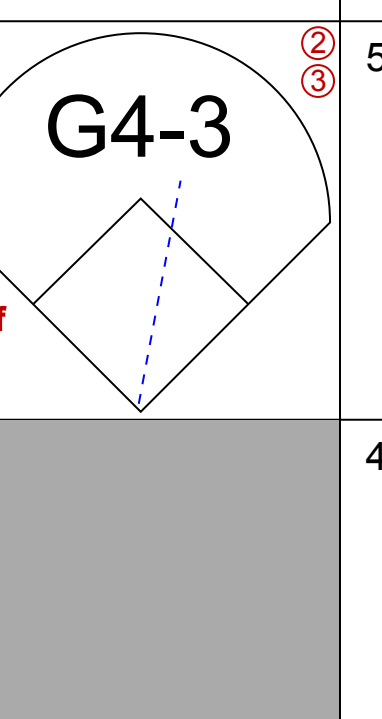
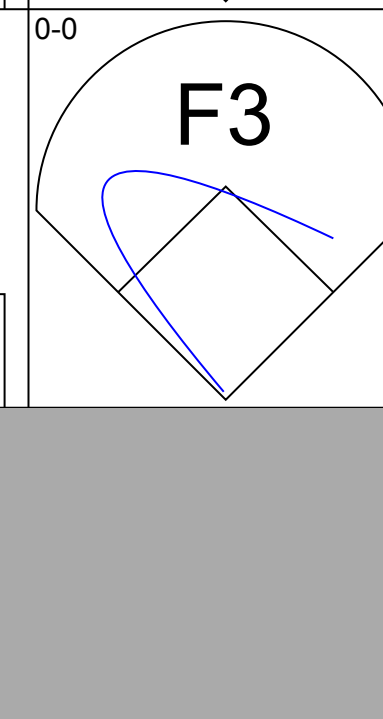

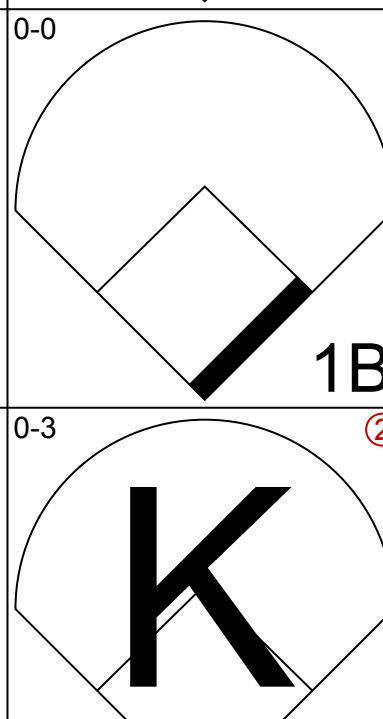
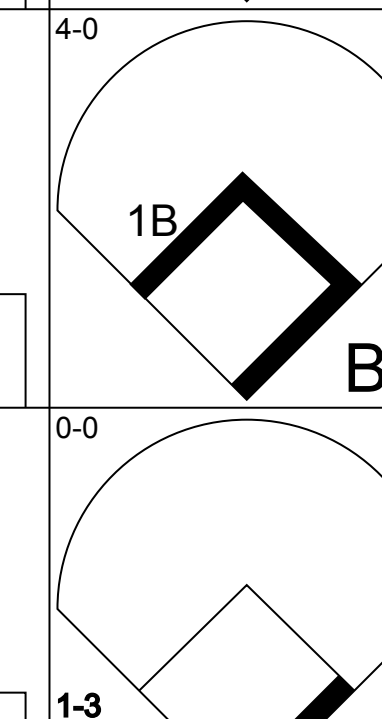

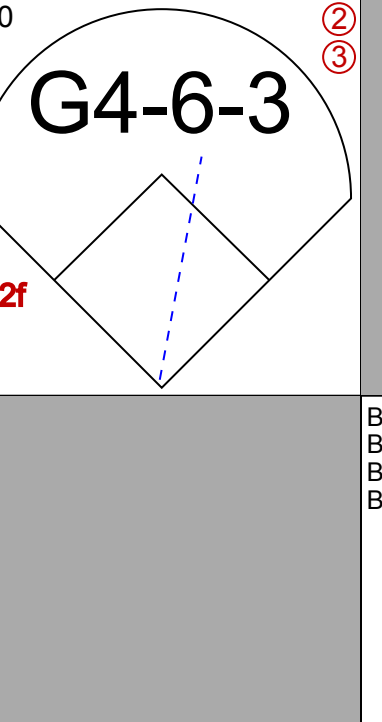
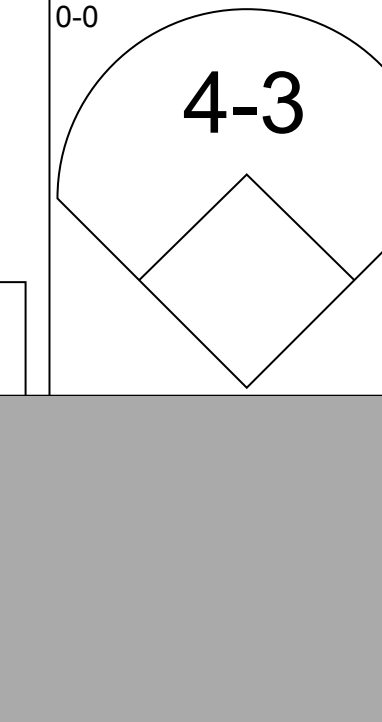

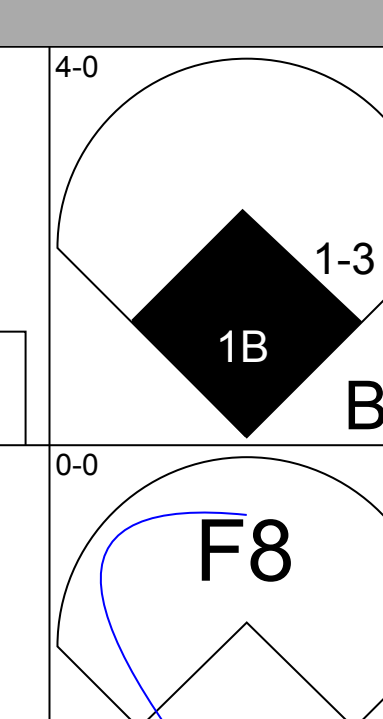
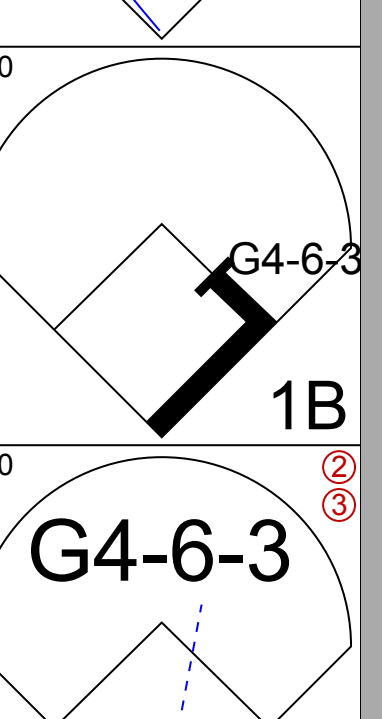
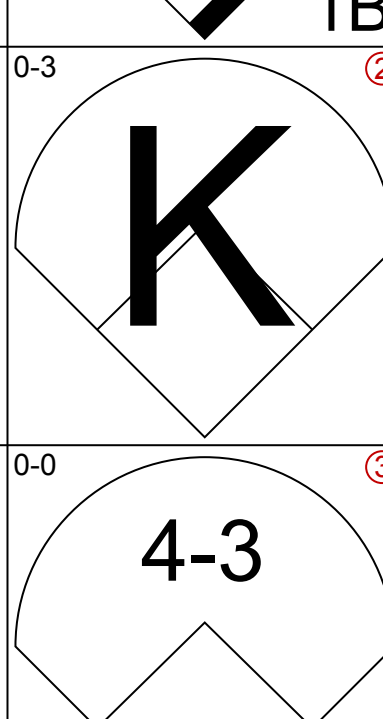
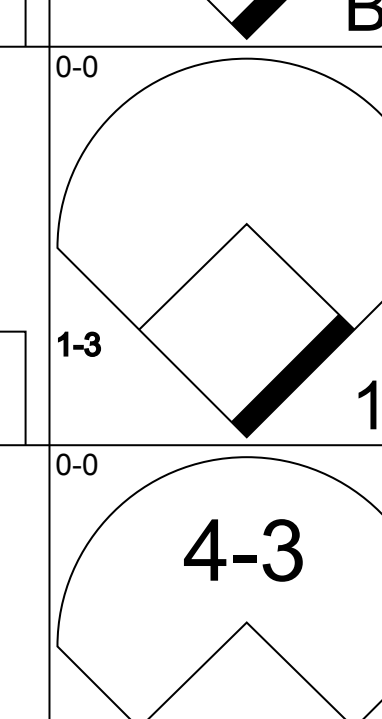







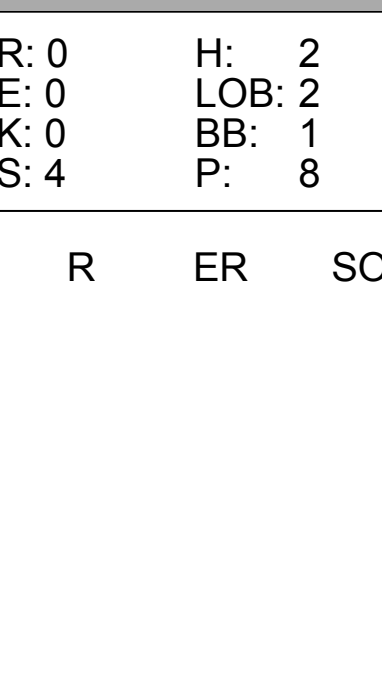
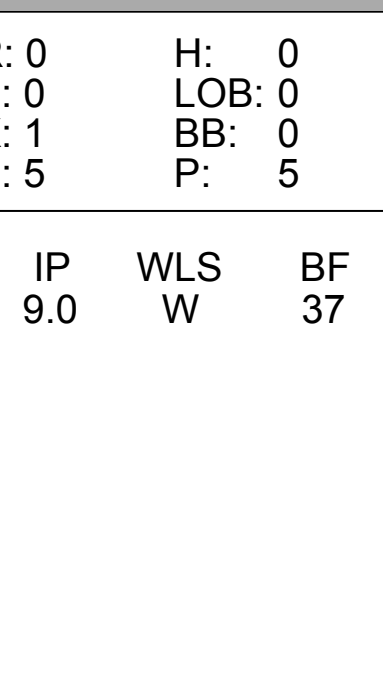
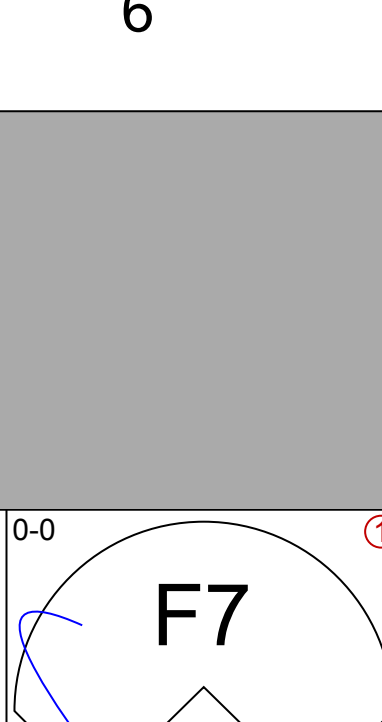
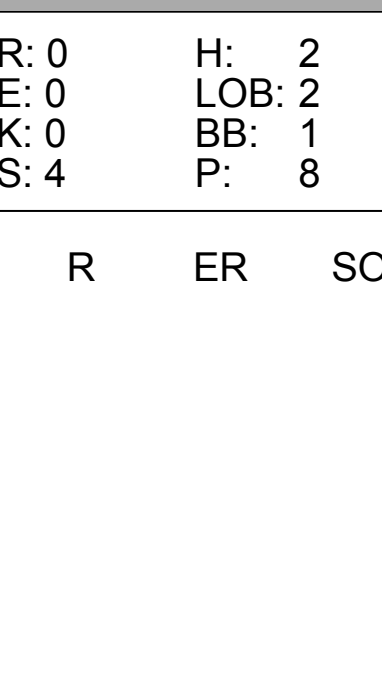
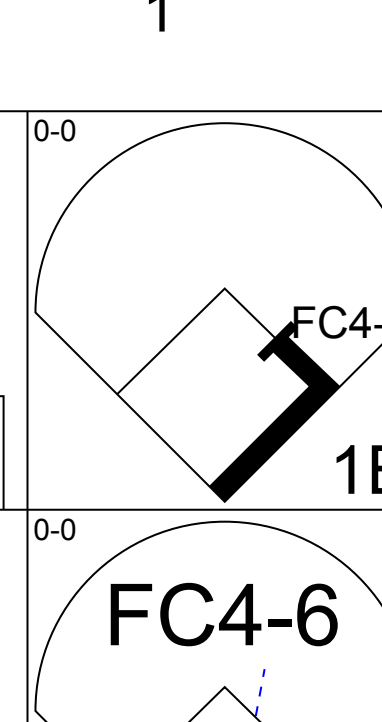
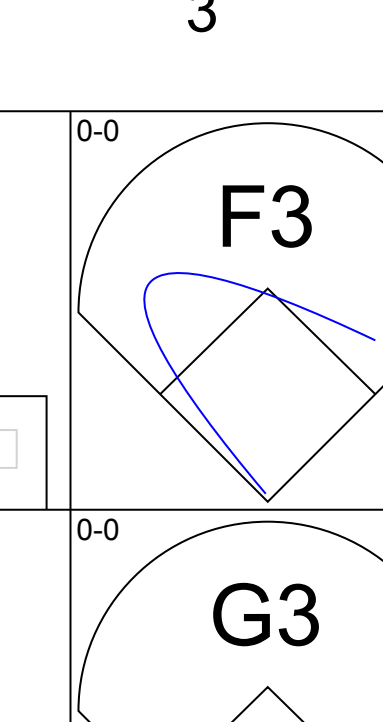
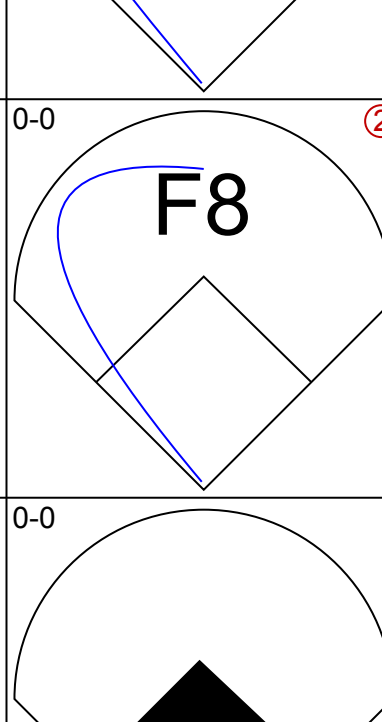

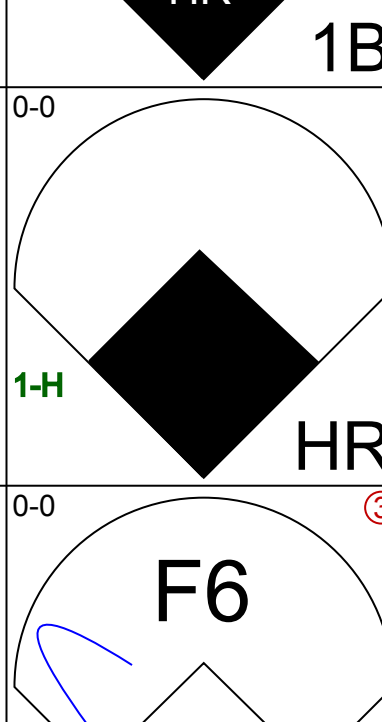



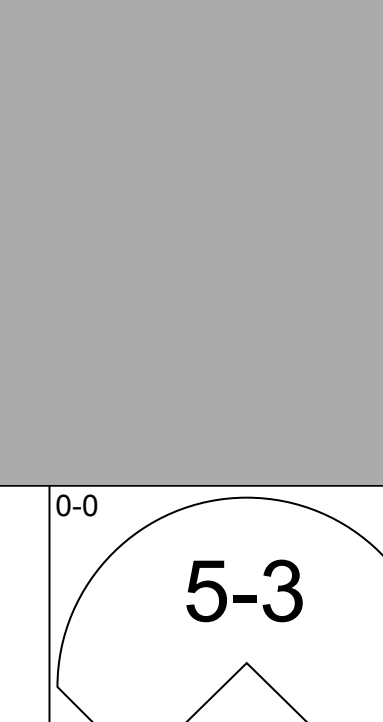
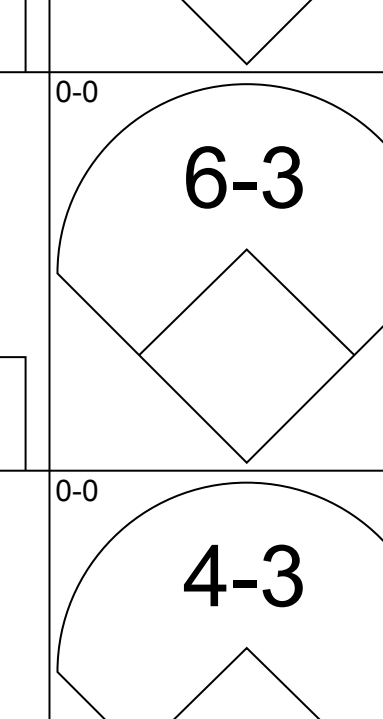
Batter	1	2	3	4	5	6	7	8	9	AB	R	H	RBI	BB	SO	LOB	BOTTOM				
Harvey Kuenn, R OBP: 0.427, SLG: 0.479 (1, 7)										4	1	1	0	0	1	2	St. Louis Cardinals @ San Francisco Giants Candlestick Park, San Francisco, CA Tue May 15 1962, 10:05 PM EDT Att: 30,484 - Unknown				
Chuck Hiller, L OBP: 0.347, SLG: 0.338 (1, 4)										4	1	1	1	0	0	0					
Willie Mays, R OBP: 0.393, SLG: 0.583 (1, 8)										3	1	1	0	1	1	0					
Orlando Cepeda, R OBP: 0.379, SLG: 0.615 (1, 3)										4	1	1	1	0	0	2					
Felipe Alou, R OBP: 0.378, SLG: 0.504 (1, 9)										4	1	1	1	0	0	2					
Jim Davenport, R OBP: 0.403, SLG: 0.537 (1, 5)										4	0	2	1	0	1	1					
Jose Pagan, R OBP: 0.316, SLG: 0.433 (1, 6)										4	1	1	0	0	1	2					
Ed Bailey, L OBP: 0.394, SLG: 0.561 (1, 2)										2	0	0	0	0	1	2					
Billy Pierce, L OBP: 0.357, SLG: 0.250 (1, 1)										1	0	0	1	1	0	0					
Stu Miller, R OBP: 0.500, SLG: 0.500 (8, 1)										0	0	0	0	0	0	0					
Inning Stats	R: 2 E: 0 K: 1 S: 7	H: 2 LOB: 1 BB: 1 P: 11	R: 1 E: 0 K: 0 S: 4	H: 1 LOB: 0 BB: 0 P: 4	R: 3 E: 0 K: 2 S: 11	H: 4 LOB: 1 BB: 0 P: 11	R: 0 E: 0 K: 1 S: 5	H: 0 LOB: 0 BB: 0 P: 5	R: 0 E: 0 K: 0 S: 3	H: 0 LOB: 0 BB: 0 P: 3	R: 0 E: 0 K: 0 S: 5	H: 0 LOB: 2 BB: 1 P: 8	R: 0 E: 0 K: 1 S: 5	H: 0 LOB: 0 BB: 0 P: 5	R: 0 E: 0 K: 0 S: 3	H: 1 LOB: 0 BB: 0 P: 3	1B: 3 2B: 5 3B: 0 HR: 0	SF: 0 SAC: 1 DP: 0 HBP: 1	WP: 1 PB: 0 SB: 1 CS: 1	PA: 34	
PITCHER	IP	WLS	BF	H	R	ER	SO	BB	IBB	HBP	BLK	WP	HR	S	P	ERA	WHIP				
Curt Simmons, L ERA: 2.47 (1, 1)	2.1	L	14	6	6	5	1	1	0	0	0	1	0	15	19	19.29	3.000				
Ray Washburn, R ERA: 3.79 (3, 1)	5.2		20	2	0	0	4	1	0	1	0	1	0	26	31	0.00	0.529				

AB 36
R 3
H 11
RBI 3
BB 2
SO 4
LOB 18



AB 30
R 6
H 8
RBI 5
BB 2
SO 5
LOB 11

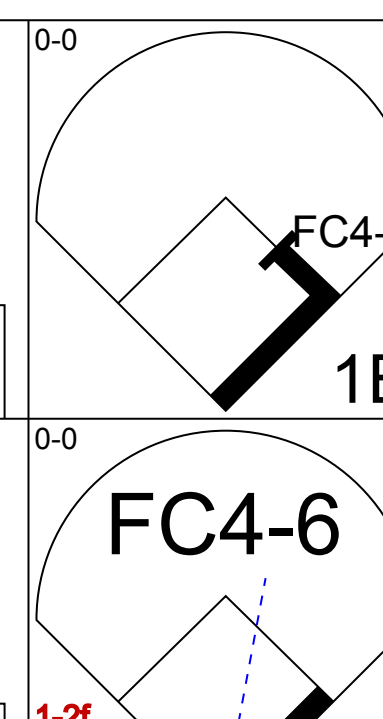
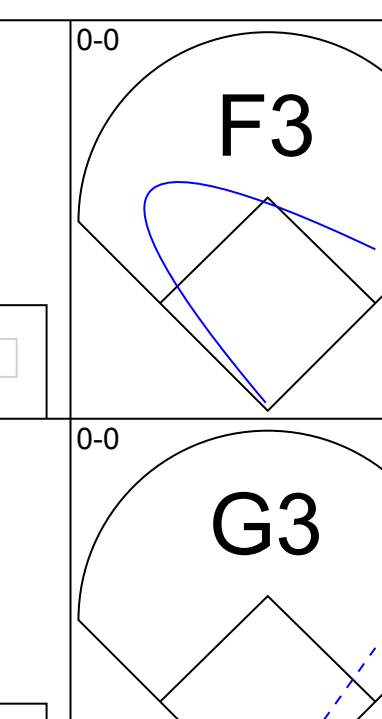
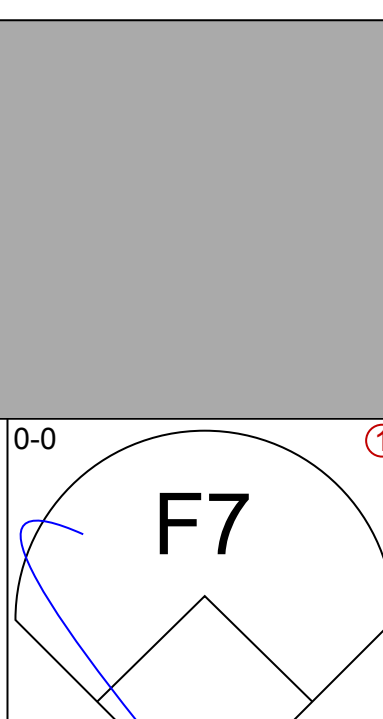

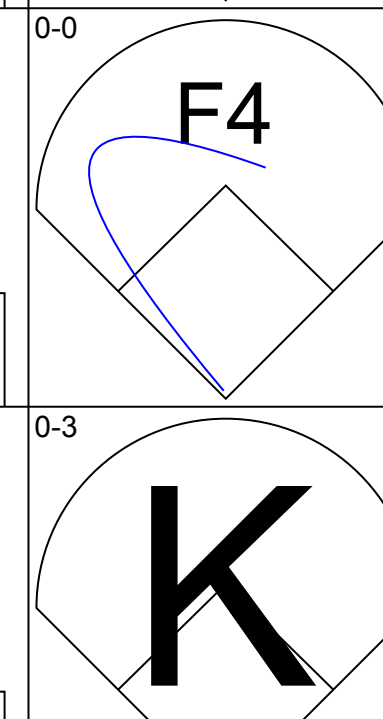

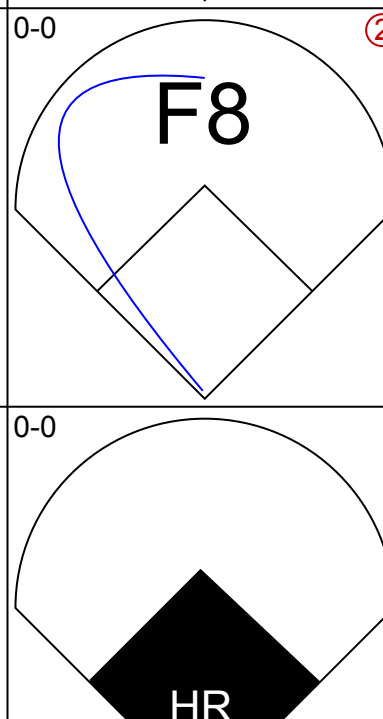


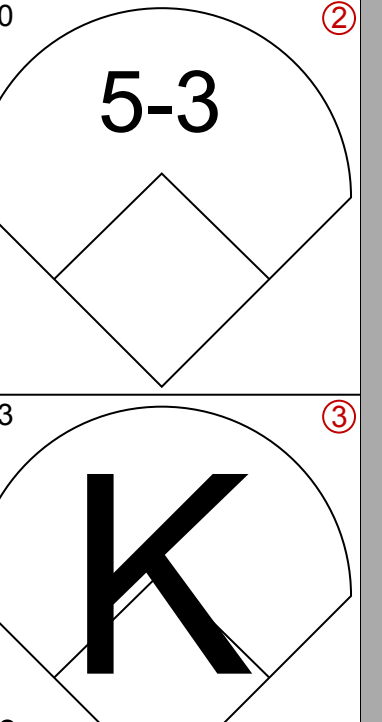
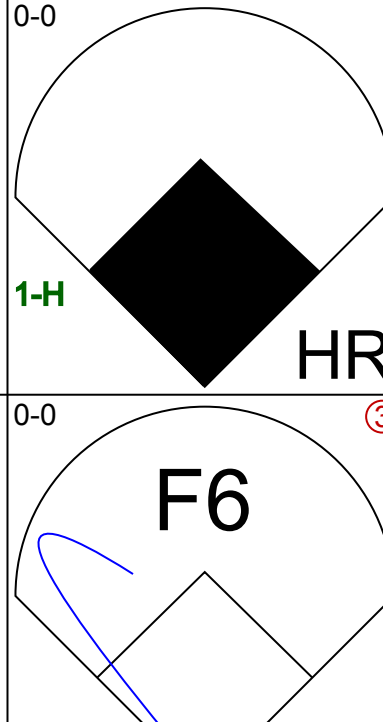
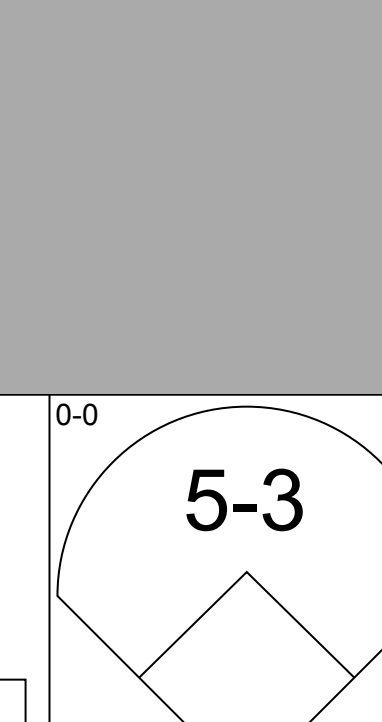



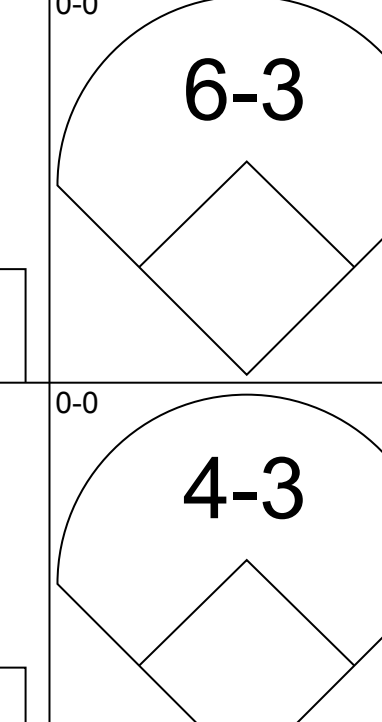
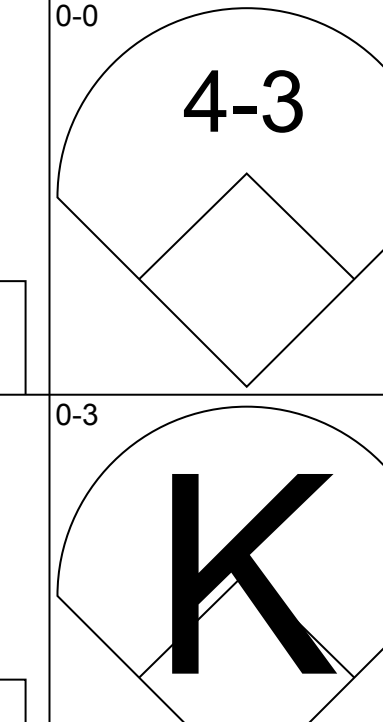
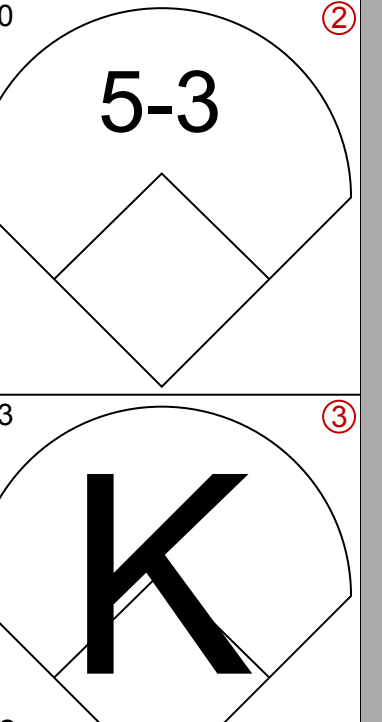
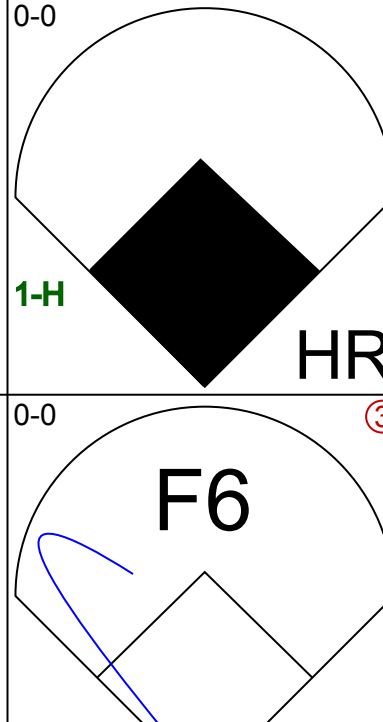
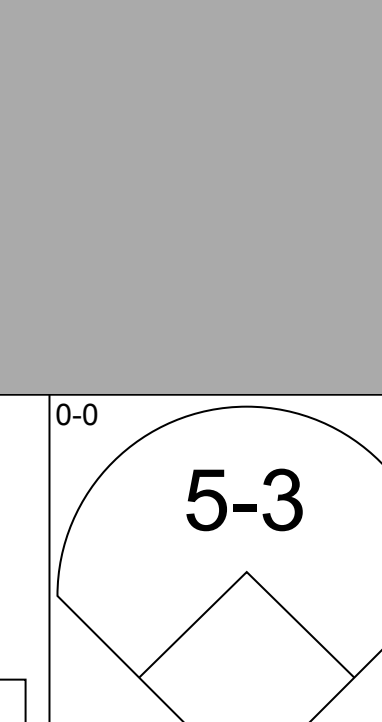

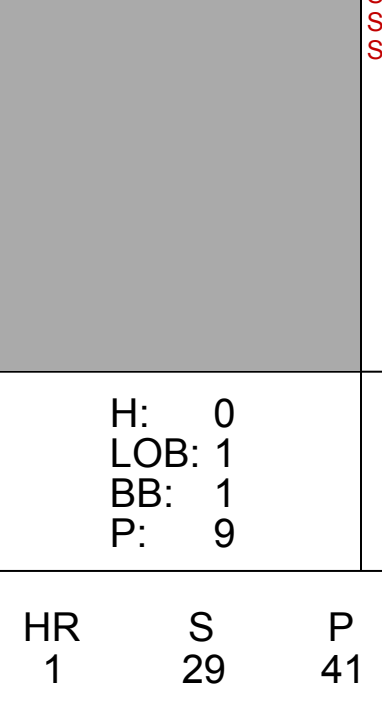





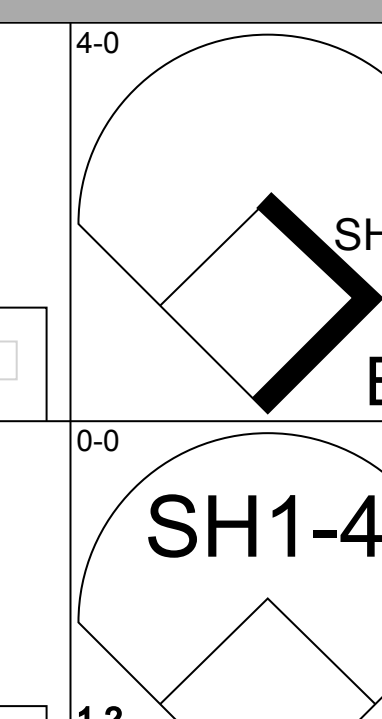
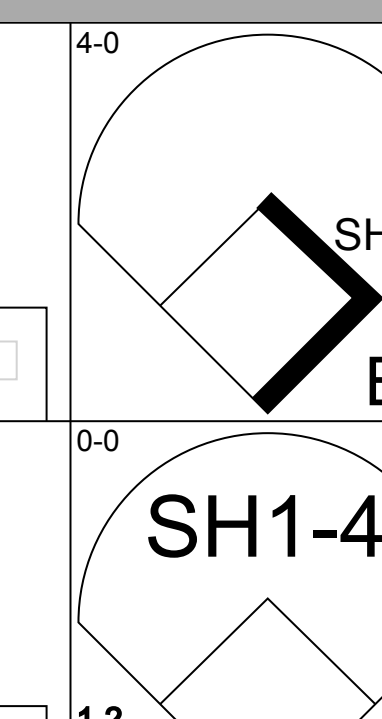

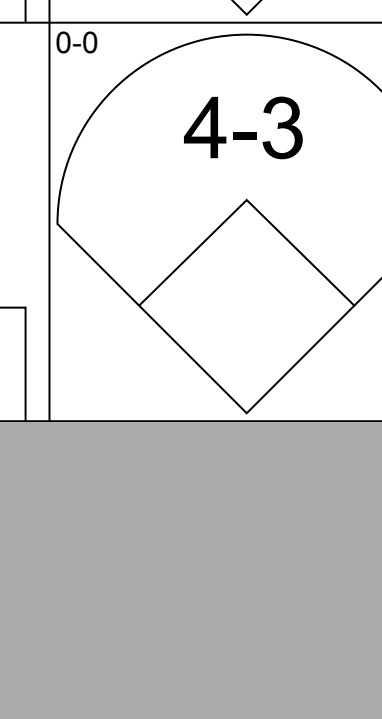
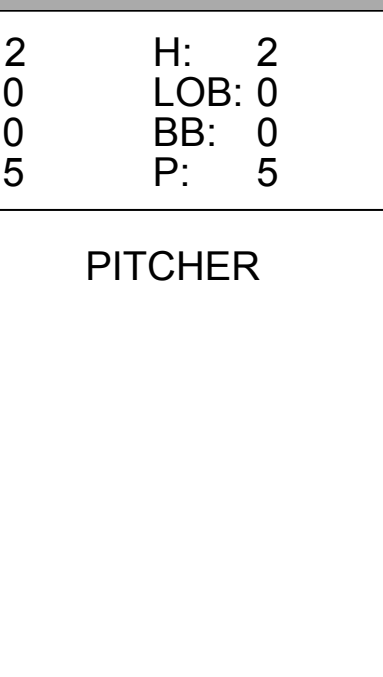
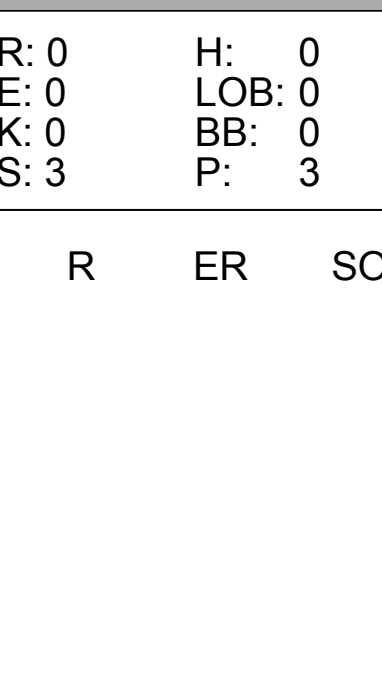

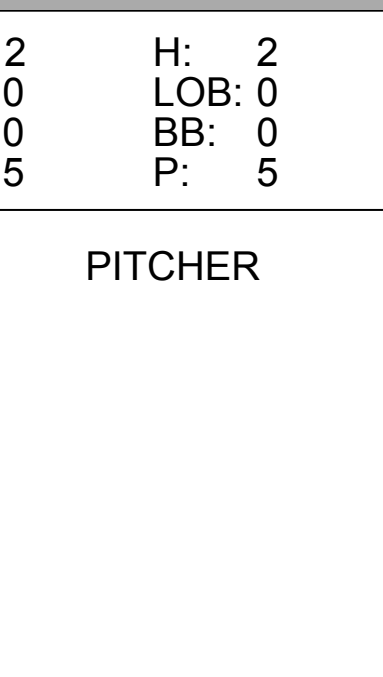
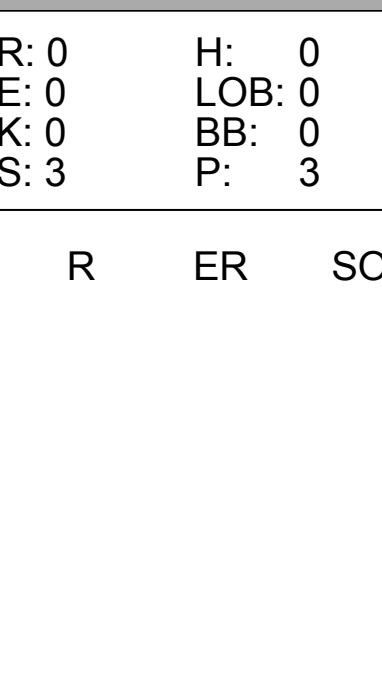



Batter	1	2	3	4	5	6	7	8	9	AB	R	H	RBI	BB	SO	LOB	TOP		
Curt Flood, R OBP: 0.343, SLG: 0.500 (1, 8)										5	1	2	1	0	1	4			
Doug Clemens, L OBP: 0.357, SLG: 0.316 (1, 9)										4	0	0	0	0	0	2			
Stan Musial, L OBP: 0.433, SLG: 0.541 (1, 7)										3	0	1	0	1	0	0			
Charlie James, R OBP: 0.323, SLG: 0.400 (8, PR) (8, 7)										0	0	0	0	0	0	0			
Ken Boyer, R OBP: 0.394, SLG: 0.532 (1, 5)										3	1	2	0	1	1	1			
Bill White, L OBP: 0.333, SLG: 0.430 (1, 3)										4	0	0	0	0	0	5			
Carl Sawatski, L OBP: 0.528, SLG: 0.750 (1, 2)										2	0	1	0	2	0	1			
Alex Grammas, R OBP: 0.111, SLG: 0.111 (9, PR)										0	0	0	0	0	0	0			
Red Schoendienst, S OBP: 0.400, SLG: 0.368 (1, 4)										4	0	2	1	0	0	2			
Julio Gotay, R OBP: 0.385, SLG: 0.394 (1, 6)										4	0	1	0	0	0	4			
Ernie Broglio, R OBP: 0.424, SLG: 0.357 (7, PH)										1	0	0	0	0	0	1			
Don Landrum, L OBP: 0.424, SLG: 0.357 (7, PH)										1	0	0	0	0	0	1			
Lindy McDaniel, R OBP: 0.400, SLG: 0.500 (9, PH)										0	0	0	0	0	0	0			
Gene Oliver, R OBP: 0.400, SLG: 0.500 (9, PH)										0	0	0	0	1	0	0			
Inning Stats	R: 0 E: 0 K: 1 S: 5	H: 0 LOB: 0 BB: 0 P: 5	R: 1 E: 0 K: 0 S: 3	H: 1 LOB: 0 BB: 1 P: 7	R: 0 E: 0 K: 0 S: 4	H: 1 LOB: 1 BB: 0 P: 4	R: 0 E: 0 K: 0 S: 3	H: 0 LOB: 1 BB: 1 P: 7	R: 1 E: 0 K: 1 S: 7	H: 2 LOB: 1 BB: 0 P: 7	R: 0 E: 0 K: 0 S: 3	H: 0 LOB: 1 BB: 1 P: 7	R: 0 E: 0 K: 0 S: 4	H: 2 LOB: 2 BB: 1 P: 8	R: 0 E: 0 K: 0 S: 4	H: 2 LOB: 3 BB: 1 P: 8	1B: 8 2B: 0 3B: 0 HR: 1	SF: 0 SAC: 1 DP: 3 HBP: 0	WP: 0 PA: 38 PB: 0 SB: 0 CS: 0
PITCHER Juan Marichal, R ERA: 2.44 (1, 1)	IP: 9.0 WLS: W BF: 37 H: 9 R: 2 ER: 2 SO: 2 BB: 5 IBB: 0 HBP: 0 BLK: 0 WP: 0 HR: 1 S: 36 P: 56 ERA: 2.00 WHIP: 1.556																		

St. Louis Cardinals @ San Francisco Giants
Candlestick Park, San Francisco, CA
Wed May 16 1962, 6:33 AM EDT
Att: 12,925 - Unknown

AB 31
R 2
H 9
RBI 2
BB 5
SO 2
LOB 21



Batter	1	2	3	4	5	6	7	8	9	AB	R	H	RBI	BB	SO	LOB	BOTTOM
Harvey Kuenn, R OBP: 0.430, SLG: 0.480 (1, 7)										4	1	2	1	0	0	2	
Chuck Hillier, L OBP: 0.344, SLG: 0.336 (1, 4)										4	1	1	1	0	0	2	
Willie Mays, R OBP: 0.389, SLG: 0.569 (1, 8)										3	0	0	0	1	1	4	
Orlando Cepeda, R OBP: 0.383, SLG: 0.634 (1, 3)										4	2	2	3	0	1	2	
Felipe Alou, R OBP: 0.374, SLG: 0.518 (1, 9)										4	1	1	2	0	0	2	
Jim Davenport, R OBP: 0.390, SLG: 0.518 (1, 5)										4	0	0	0	0	2	1	
Jose Pagan, R OBP: 0.307, SLG: 0.420 (1, 6)										4	0	0	0	0	0	0	
Ed Bailey, L OBP: 0.411, SLG: 0.578 (1, 2)										1	0	1	0	2	0	0	
Ernie Bowman, R OBP: 0.364, SLG: 0.571 (7, PR)										0	1	0	0	0	0	0	
Tom Haller, L OBP: 0.364, SLG: 0.571 (8, 2)										1	0	0	0	0	0	0	
Juan Marichal, R OBP: 0.320, SLG: 0.304 (1, 1)										2	1	1	0	0	1	1	
Inning Stats	R: 0 E: 0 K: 1 S: 6	H: 1 LOB: 1 BB: 0 P: 6	R: 0 E: 0 K: 1 S: 5	H: 0 LOB: 0 BB: 0 P: 5	R: 0 E: 0 K: 0 S: 3	H: 0 LOB: 1 BB: 1 P: 7	R: 0 E: 0 K: 1 S: 5	H: 0 LOB: 1 BB: 1 P: 9	R: 2 E: 0 K: 0 S: 5	H: 2 LOB: 0 BB: 0 P: 5	R: 5 E: 0 K: 1 S: 10	H: 5 LOB: 1 BB: 0 P: 10	R: 0 E: 0 K: 0 S: 3	H: 0 LOB: 0 BB: 0 P: 3	1B: 5 2B: 1 3B: 0 HR: 2	SF: 0 SAC: 1 DP: 0 HBP: 0	WP: 0 PA: 35 PB: 0 SB: 2 CS: 0
PITCHER Ernie Broglio, R ERA: 3.45 (1, 1)	IP: 6.0 WLS: L BF: 24 H: 3 R: 2 ER: 2 SO: 4 BB: 3 IBB: 0 HBP: 0 BLK: 0 WP: 0 HR: 1 S: 29 P: 41 ERA: 3.00 WHIP: 1.000																
Lindy McDaniel, R ERA: 3.92 (7, 1)	IP: 2.0 WLS: L BF: 11 H: 5 R: 5 ER: 5 SO: 1 BB: 0 IBB: 0 HBP: 0 BLK: 0 WP: 0 HR: 1 S: 13 P: 13 ERA: 22.50 WHIP: 2.500																

St. Louis Cardinals @ San Francisco Giants
Candlestick Park, San Francisco, CA
Wed May 16 1962, 6:33 AM EDT
Att: 12,925 - Unknown

AB 31
R 7
H 8
RBI 7
BB 3
SO 5
LOB 14



Batter	1	2	3	4	5	6	7	8	9	AB	R	H	RBI	BB	SO	LOB	TOP								
Curt Flood, R OBP: 0.333, SLG: 0.485 (1, 8)										4	0	0	0	0	1	1									
Red Schoendienst, S OBP: 0.477, SLG: 0.391 (1, 4)										4	0	2	0	0	0	1									
Julian Javier, R OBP: 0.290, SLG: 0.316 (9, PR)										0	1	0	0	0	0	0									
Alex Grammas, R OBP: 0.111, SLG: 0.111 (9, 4)										0	0	0	0	0	0	0									
Ken Boyer, R OBP: 0.390, SLG: 0.520 (1, 5)										3	0	0	0	1	0	2									
Gene Oliver, R OBP: 0.386, SLG: 0.481 (1, 2)										3	0	0	0	0	1	1									
Charlie James, R OBP: 0.343, SLG: 0.412 (1, 7)										4	0	2	1	0	0	2									
Bill White, L OBP: 0.331, SLG: 0.424 (1, 3)										4	0	1	0	0	0	3									
Julio Gotay, R OBP: 0.375, SLG: 0.382 (1, 6)										3	0	0	0	0	2	4									
Doug Clemens, L OBP: 0.356, SLG: 0.317 (1, 9)										3	0	1	0	0	2	0									
Bob Gibson, R OBP: 0.267, SLG: 0.154 (1, 1)										2	0	0	0	0	0	0									
Inning Stats	R: 0 E: 0 K: 0 S: 3	H: 0 LOB: 0 BB: 0 P: 3	R: 0 E: 0 K: 1 S: 6	H: 2 LOB: 2 BB: 0 P: 6	R: 0 E: 0 K: 1 S: 5	H: 0 LOB: 0 BB: 0 P: 5	R: 0 E: 0 K: 0 S: 3	H: 1 LOB: 0 BB: 0 P: 3	R: 0 E: 0 K: 1 S: 5	H: 0 LOB: 0 BB: 0 P: 5	R: 0 E: 1 K: 0 S: 4	H: 0 LOB: 2 BB: 1 P: 8	R: 0 E: 0 K: 1 S: 5	H: 0 LOB: 0 BB: 0 P: 5	R: 1 E: 0 K: 1 S: 7	H: 2 LOB: 1 BB: 0 P: 7	1B: 6 2B: 1 3B: 0 HR: 0	SF: 0 SAC: 2 DP: 2 HBP: 0	WP: 0 PB: 0 SB: 1 CS: 1	PA: 33					
PITCHER Billy O'Dell, L ERA: 2.83 (1, 1)	IP: 9.0 WLS: L BF: 33	H: 6 R: 1 ER: 0 SO: 6	BB: 1 IBB: 0 HBP: 0 BLK: 0	WP: 0 HR: 0 S: 44 P: 48	ERA: 0.00 WHIP: 0.778																				

St. Louis Cardinals @ San Francisco Giants
Candlestick Park, San Francisco, CA
Thu May 17 1962, 6:33 AM EDT
Att: 10,976 - Unknown

AB	30
R	1
H	6
RBI	1
BB	1
SO	6
LOB	14



Batter	1	2	3	4	5	6	7	8	9	AB	R	H	RBI	BB	SO	LOB	BOTTOM								
Harvey Kuenn, R OBP: 0.444, SLG: 0.487 (1, 7)										3	0	2	0	1	0	0									
Chuck Hiller, L OBP: 0.348, SLG: 0.343 (1, 4)										3	0	1	0	0	1	2									
Willie Mays, R OBP: 0.399, SLG: 0.571 (1, 8)										3	0	2	0	1	0	1									
Orlando Cepeda, R OBP: 0.373, SLG: 0.616 (1, 3)										4	0	0	0	0	1	7									
Felipe Alou, R OBP: 0.364, SLG: 0.504 (1, 9)										4	0	0	0	0	3	4									
Ed Bailey, L OBP: 0.396, SLG: 0.552 (1, 2)										4	0	0	0	0	2	0									
Jim Davenport, R OBP: 0.369, SLG: 0.522 (1, 5)										3	0	1	0	0	0	0									
Willie McCovey, L OBP: 0.481, SLG: 0.739 (9, PH)										1	0	0	0	0	0	0									
Jose Pagan, R OBP: 0.300, SLG: 0.410 (1, 6)										3	0	0	0	0	1	1									
Billy O'Dell, S OBP: 0.217, SLG: 0.143 (1, 1)										3	0	0	0	0	2	0									
Inning Stats	R: 0 E: 0 K: 3 S: 10	H: 1 LOB: 2 BB: 1 P: 14	R: 0 E: 0 K: 1 S: 5	H: 0 LOB: 0 BB: 0 P: 5	R: 0 E: 0 K: 2 S: 7	H: 0 LOB: 0 BB: 0 P: 7	R: 0 E: 0 K: 2 S: 7	H: 0 LOB: 0 BB: 0 P: 7	R: 0 E: 0 K: 0 S: 5	H: 2 LOB: 2 BB: 0 P: 5	R: 0 E: 0 K: 0 S: 3	H: 1 LOB: 0 BB: 0 P: 3	R: 0 E: 0 K: 1 S: 6	H: 2 LOB: 1 BB: 1 P: 10	R: 0 E: 0 K: 1 S: 5	H: 0 LOB: 0 BB: 0 P: 5	1B: 4 2B: 3 3B: 0 HR: 0	SF: 0 SAC: 0 DP: 2 HBP: 1	WP: 0 PB: 0 SB: 0 CS: 0	PA: 34					
PITCHER Bob Gibson, R ERA: 2.98 (1, 1)	IP: 9.0 WLS: W BF: 34	H: 6 R: 0 ER: 0 SO: 10	BB: 1 IBB: 1 HBP: 1 BLK: 0	WP: 0 HR: 0 S: 51 P: 60	ERA: 0.00 WHIP: 0.778																				

St. Louis Cardinals @ San Francisco Giants
Candlestick Park, San Francisco, CA
Thu May 17 1962, 6:33 AM EDT
Att: 10,976 - Unknown

AB	31
R	0
H	6
RBI	0
BB	2
SO	10
LOB	15



Batter	1	2	3	4	5	6	7	8	9	10	AB	R	H	RBI	BB	SO	LOB	TOP			
Al Spangler, L OBP: 0.344, SLG: 0.314 (1, 7)	0-3 K			0-3 K		0-0 E 1B		0-0 4-3		4-0 1B	4	0	1	0	1	2	0				
Billy Goodman, L OBP: 0.188, SLG: 0.188 (1, 5)	0-0 F5			0-0 6-3		0-0 E7		0-0 1-3		0-0 1-3	5	0	0	0	0	0	5				
Roman Mejias, R OBP: 0.312, SLG: 0.518 (1, 9)	0-0 4-3			0-3 K		0-0 SF7		0-0 F9-3 1B			3	0	1	1	0	1	0				
Norm Larker, L OBP: 0.371, SLG: 0.494 (1, 3)		0-0 4-3			0-0 HR	0-0 4-3		0-0 F9-3 1B			4	1	1	1	0	0	3				
Carl Warwick, R OBP: 0.309, SLG: 0.435 (1, 8)		4-0 CS BB			0-0 F3		0-0 6-3		0-0 4-3 SH3-4 1B	3	1	1	0	1	0	0	0				
Hal Smith, R OBP: 0.286, SLG: 0.413 Merritt Ranew, L OBP: 0.277, SLG: 0.500 (10, PH) (10, 2)	0-3 K			0-3 K		0-0 4-3		0-0 4-3		0-0 SH3-4 1B	3	0	0	0	0	2	1				
Bob Aspromonte, R OBP: 0.346, SLG: 0.356 (1, 6)	0-0 CS		0-0 F9		0-0 1-3		0-0 1-3		0-0 4-3	4	0	0	0	0	0	1					
Joey Amalfitano, R OBP: 0.259, SLG: 0.208 (1, 4)			0-0 6-3		4-0 E 1B SF7 BB		0-0 1-3		4-0 BB 1B IBB	2	1	0	0	2	0	0					
Ken Johnson, R OBP: 0.077, SLG: 0.077 (1, 1)			0-3 K		0-0 F2		0-0 F8		0-0 BB 1B	4	0	1	1	0	1	1					
Inning Stats	R: 0 E: 0 K: 1 S: 5	H: 0 LOB: 0 BB: 5	R: 0 E: 0 K: 1 S: 4	H: 0 LOB: 0 BB: 1 P: 8	R: 0 E: 0 K: 1 S: 5	H: 0 LOB: 0 BB: 0 P: 5	R: 0 E: 0 K: 2 S: 7	H: 0 LOB: 0 BB: 0 P: 7	R: 1 E: 0 K: 1 S: 6	H: 1 LOB: 0 BB: 0 P: 6	R: 1 E: 0 K: 0 S: 5	H: 1 LOB: 2 BB: 1 P: 9	R: 0 E: 0 K: 0 S: 3	H: 0 LOB: 0 BB: 0 P: 3	R: 0 E: 0 K: 0 S: 3	H: 1 LOB: 0 BB: 0 P: 3	R: 1 E: 0 K: 0 S: 5	H: 2 LOB: 3 BB: 2 P: 13	1B: 4 2B: 1 3B: 0 HR: 1	SF: 1 SAC: 1 DP: 1 HBP: 0	WP: 0 PA: 39
PITCHER Jack Sanford, R ERA: 3.7 (1, 1)	IP 10.0	WLS L	BF 38	H 5	R 3	ER 2	SO 6	BB 3	IBB 1	HBP 0	BLK 0	WP 0	HR 1	S 46	P 62	ERA 1.80	WHIP 0.800				

Houston Colt 45's @ San Francisco Giants
Candlestick Park, San Francisco, CA
Fri May 18 1962, 10:05 PM EDT
Att: 18,544 - Unknown - 54 F

AB	32
R	3
H	5
RBI	3
BB	4
SO	6
LOB	11

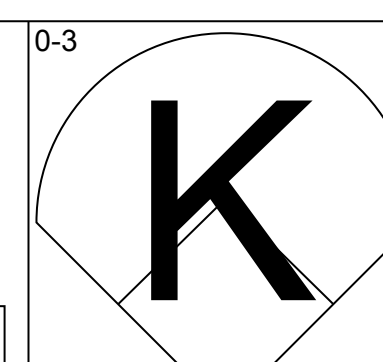
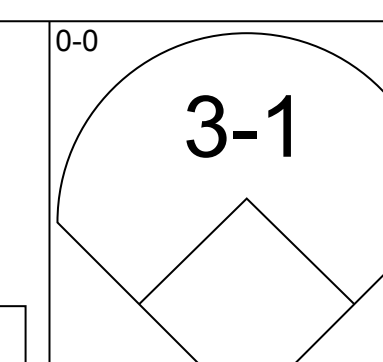
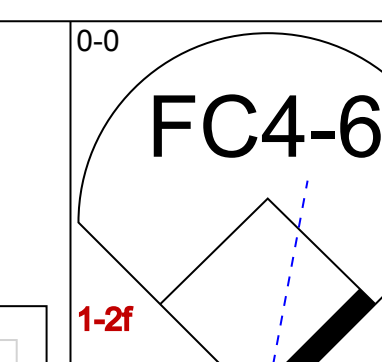
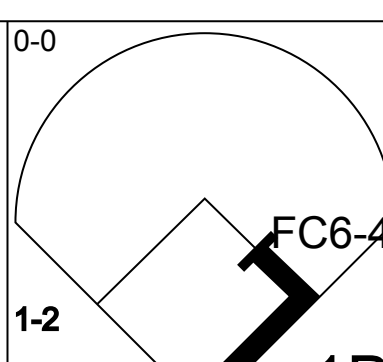
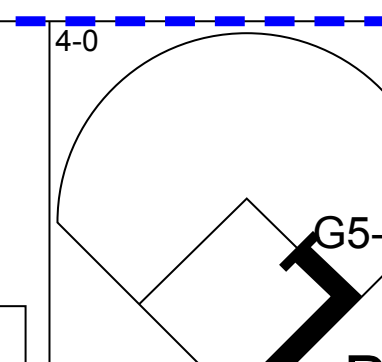
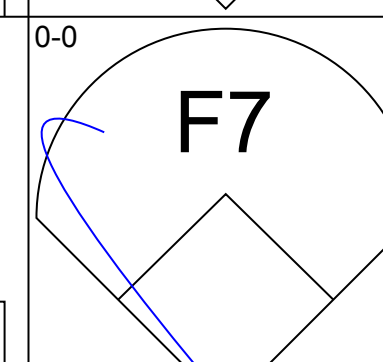
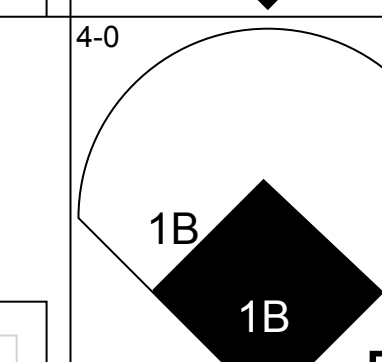
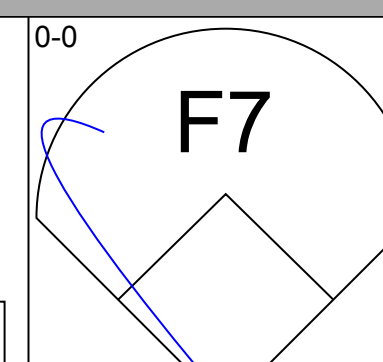
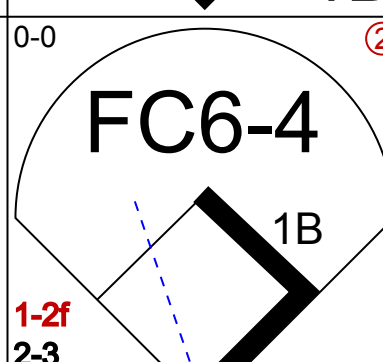
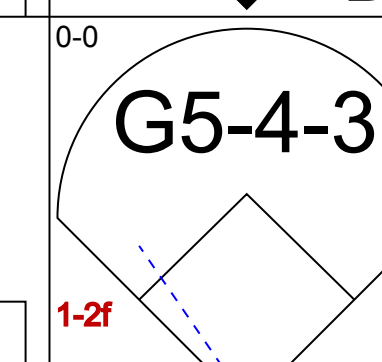
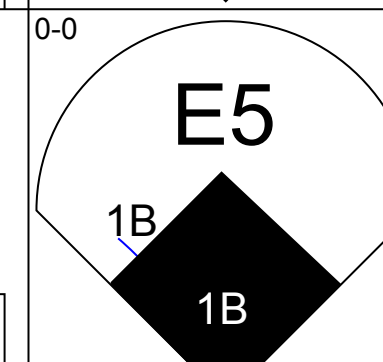
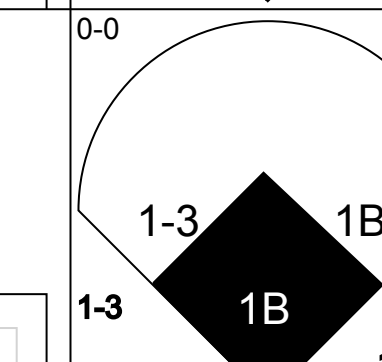
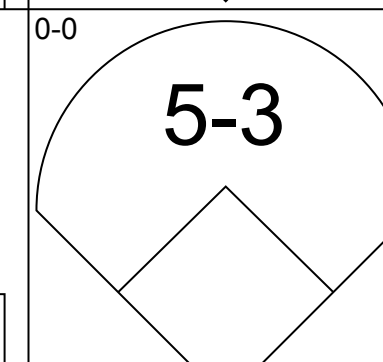
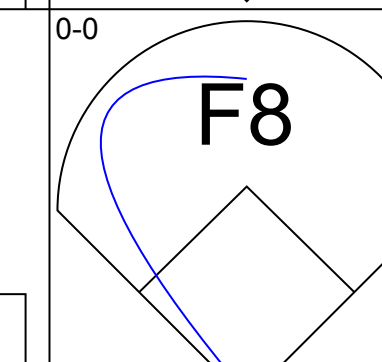
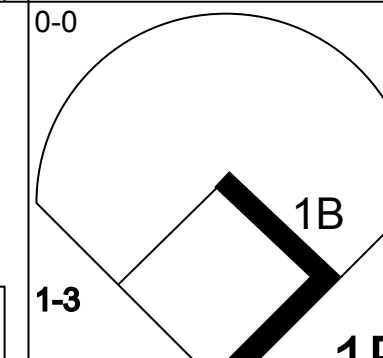
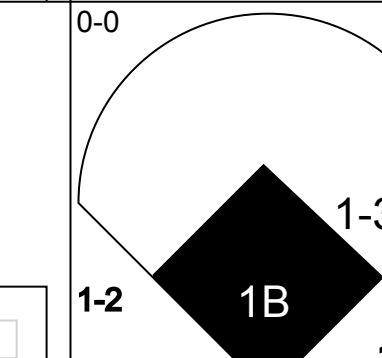
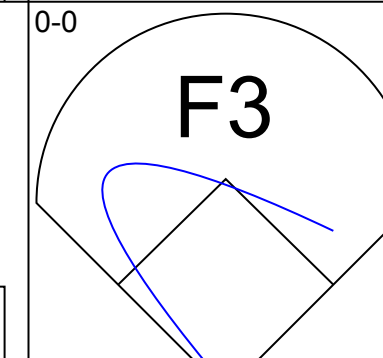
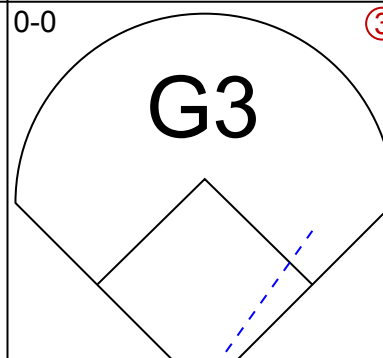
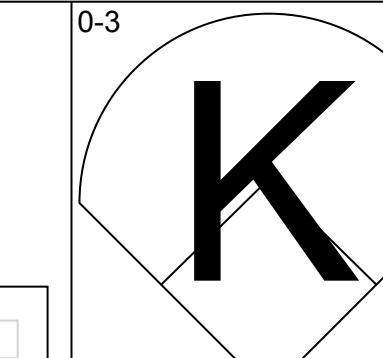
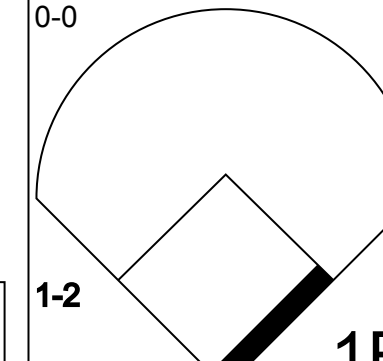
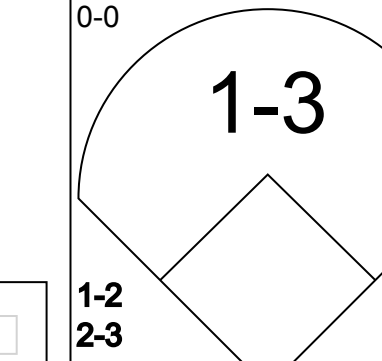
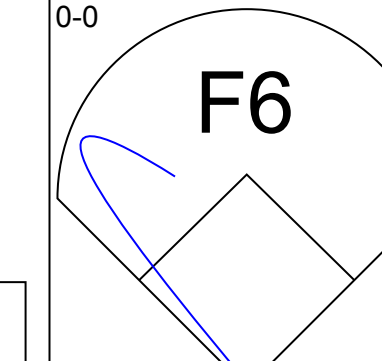
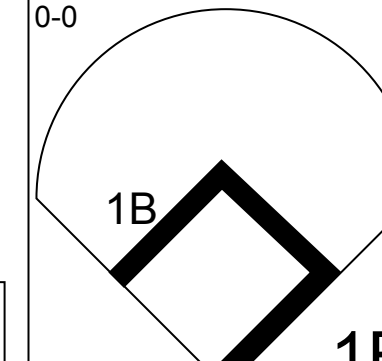
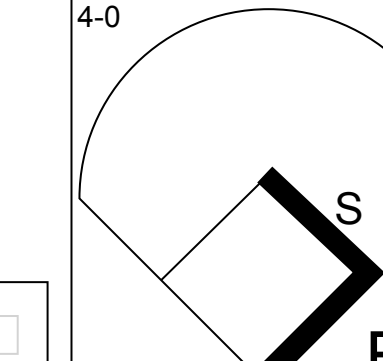
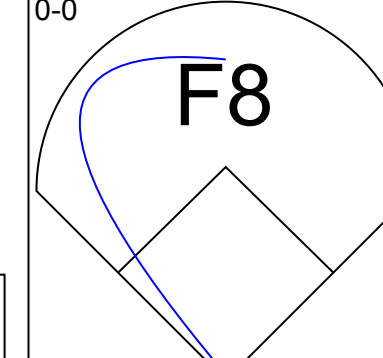
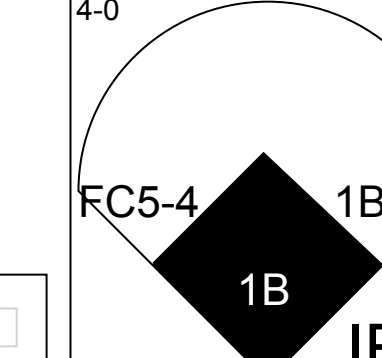
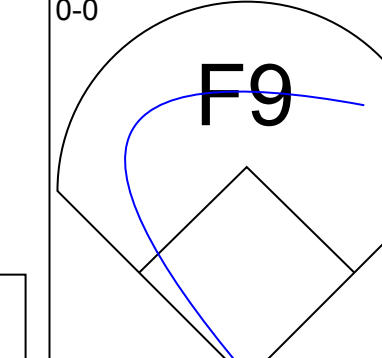
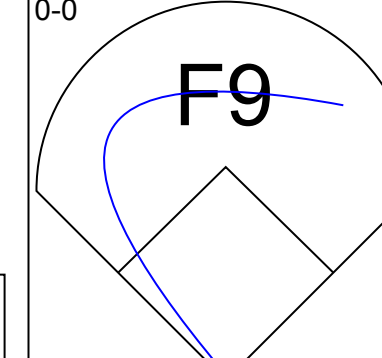
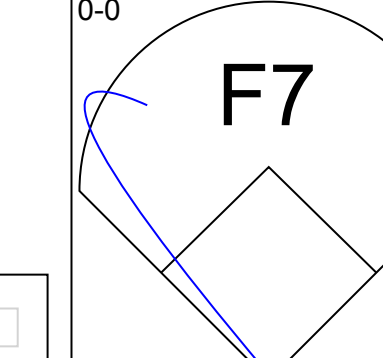
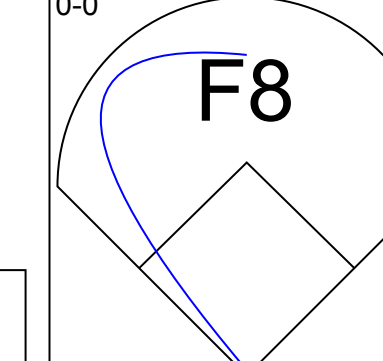
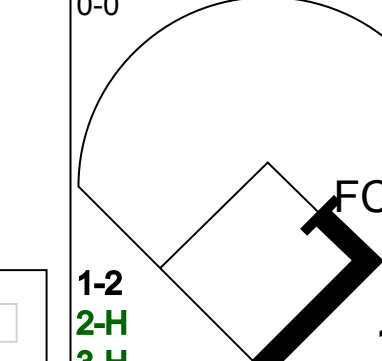
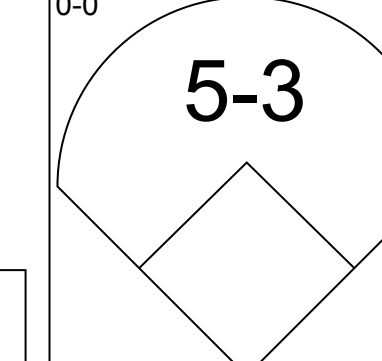
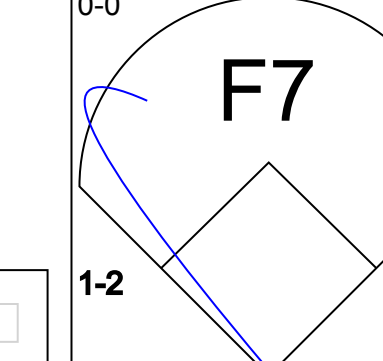
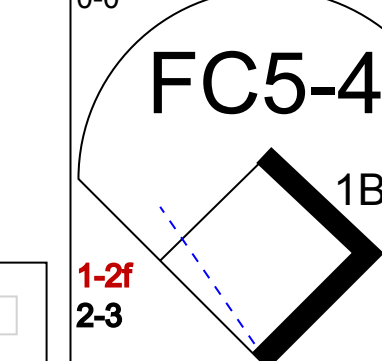
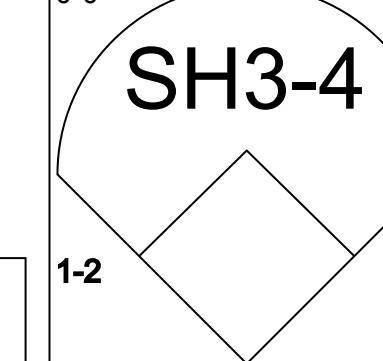
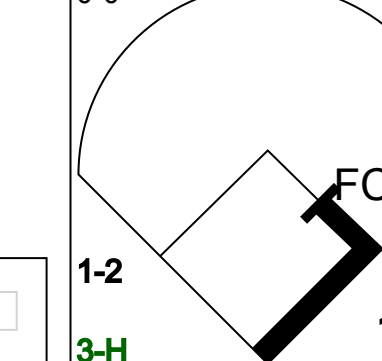
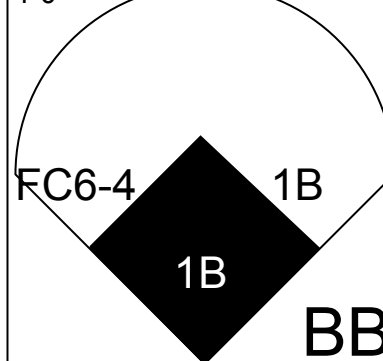
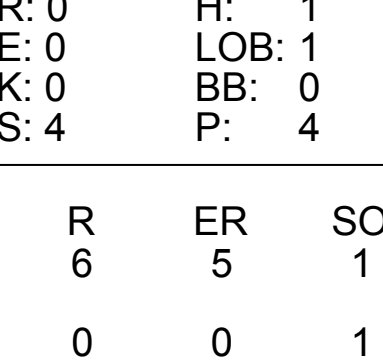
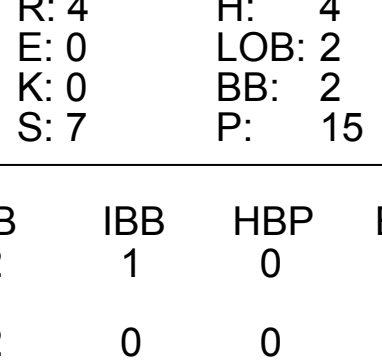
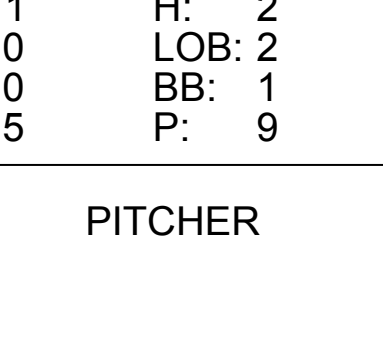
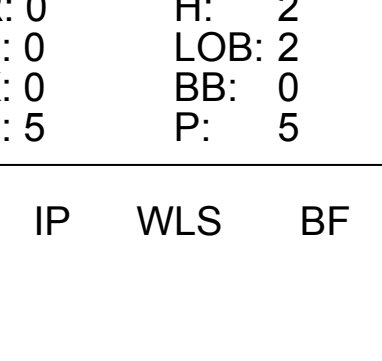


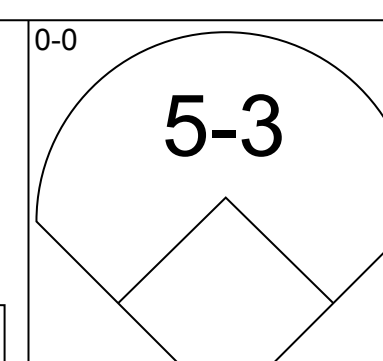
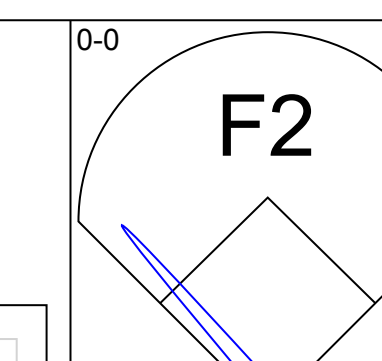
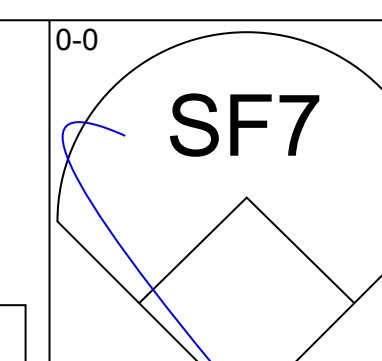
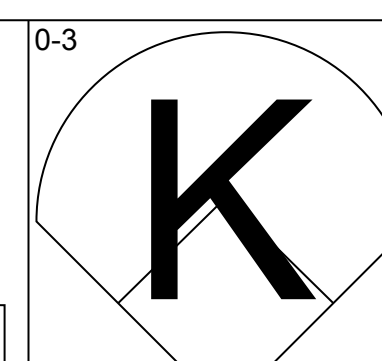
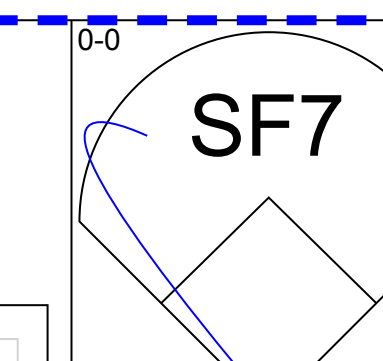
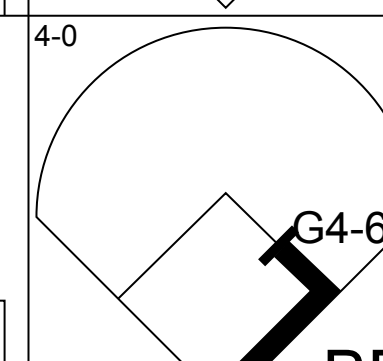
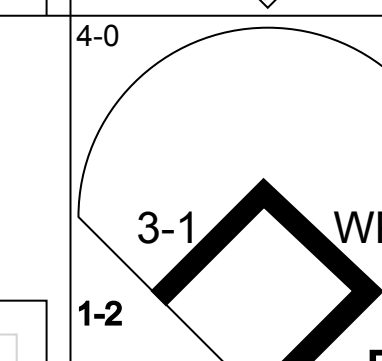
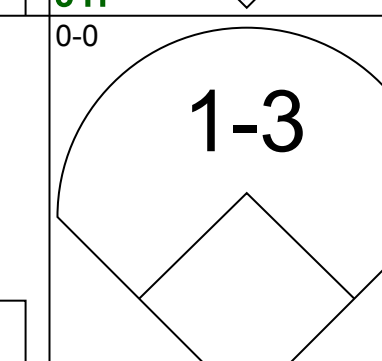
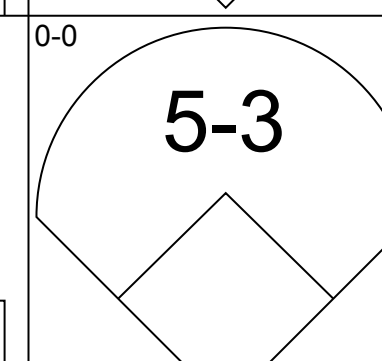
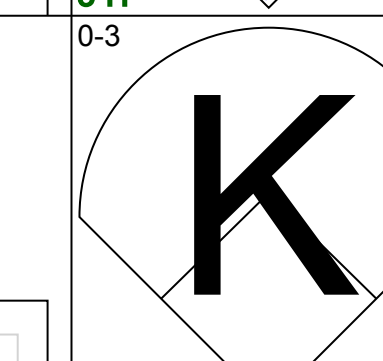
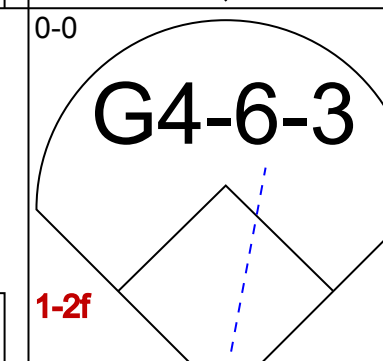
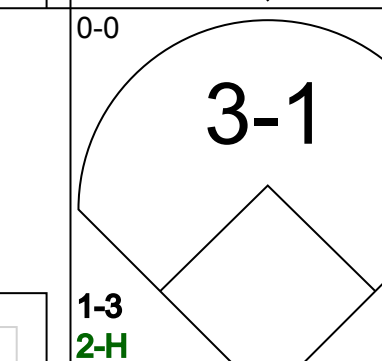
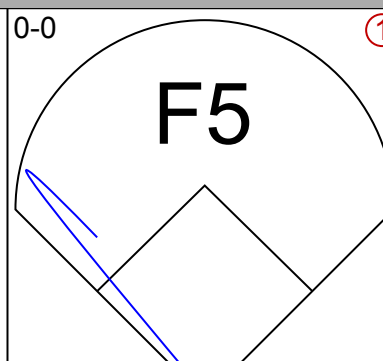
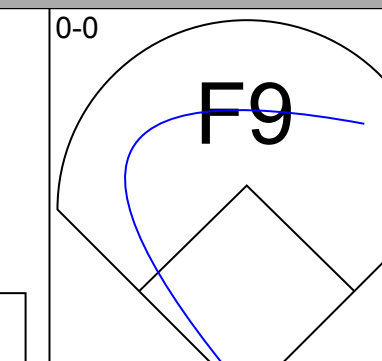
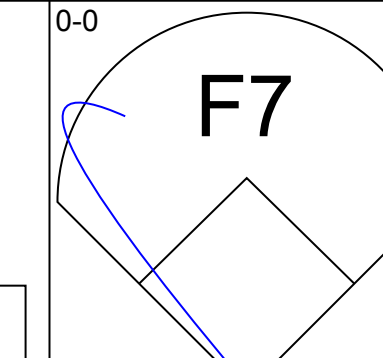
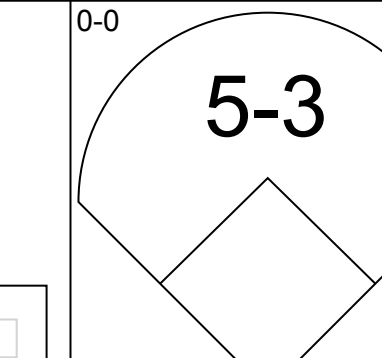
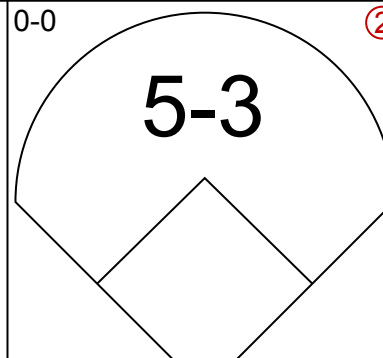
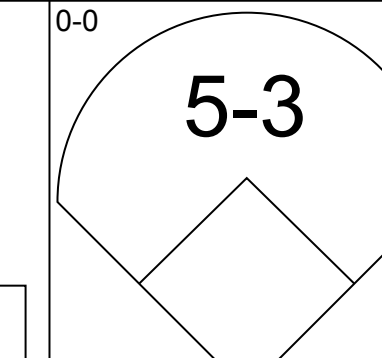
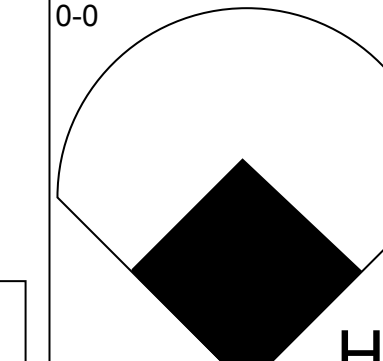
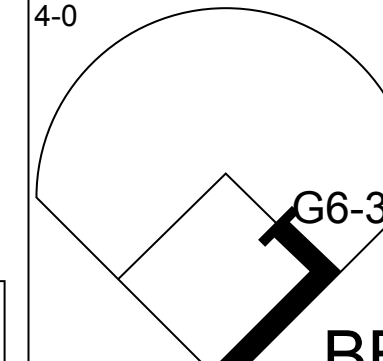
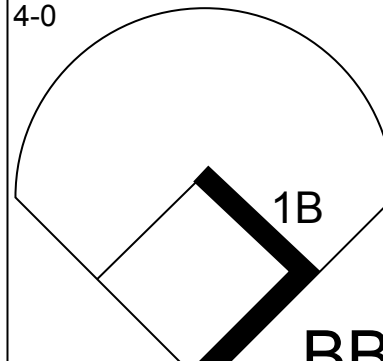
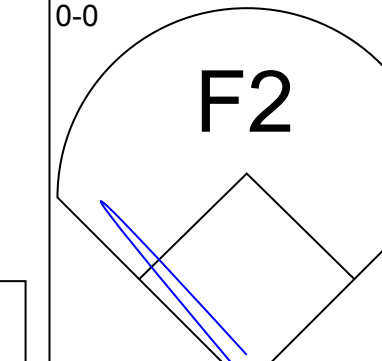


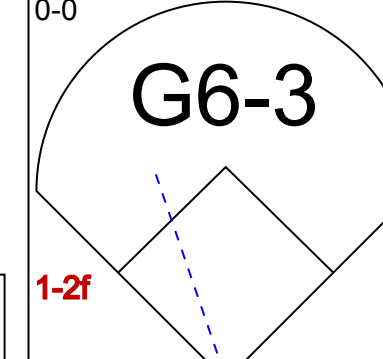
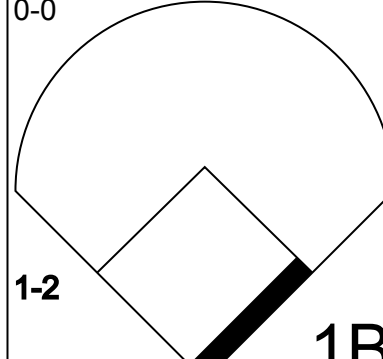
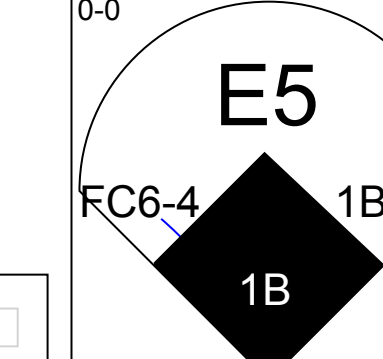
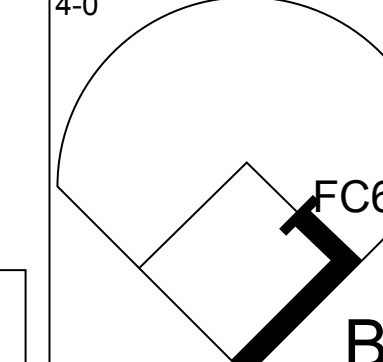
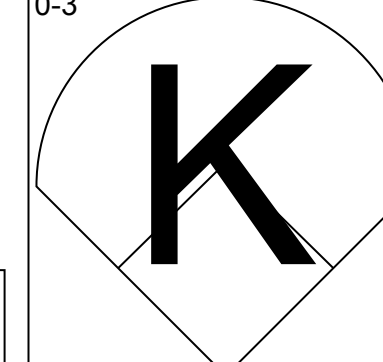
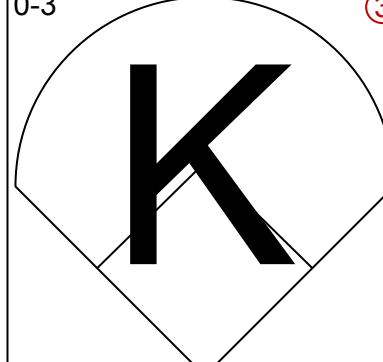

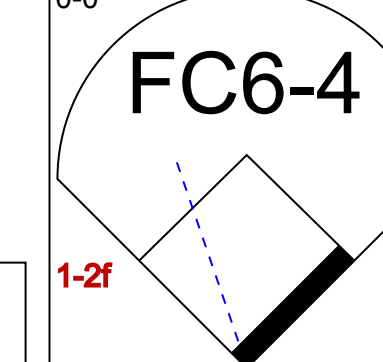
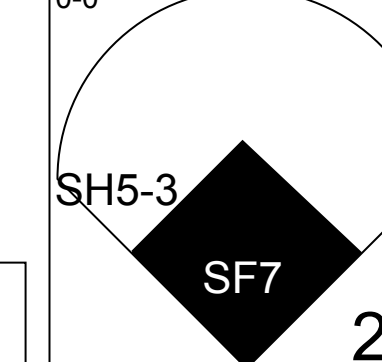
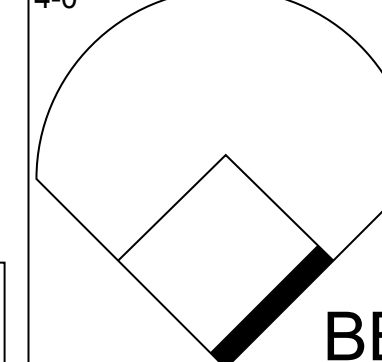
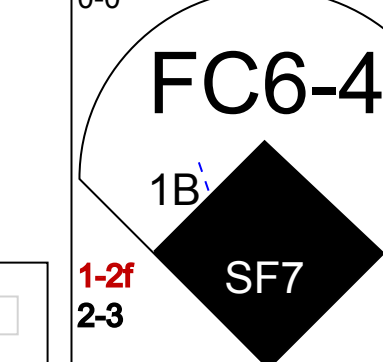
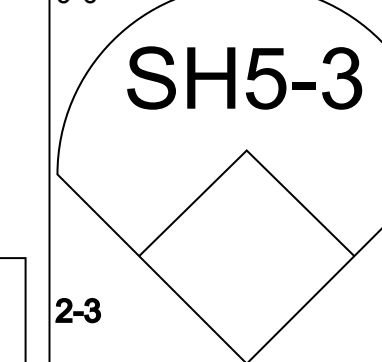
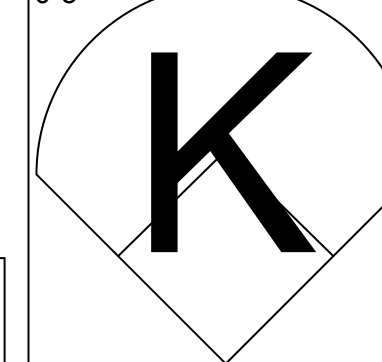
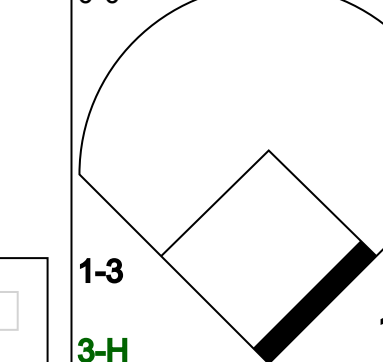
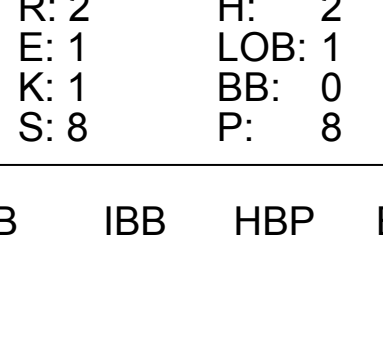

Batter	1	2	3	4	5	6	7	8	9	10	AB	R	H	RBI	BB	SO	LOB	BOTTOM			
Harvey Kuenn, R OBP: 0.432, SLG: 0.463 (1, 9)	0-0 F9	0-0 F9			4-0 FC5-4 BB			0-0 F9		0-0 6-3	4	0	0	0	1	0	3				
Chuck Hiller, L OBP: 0.344, SLG: 0.333 (1, 4)	4-0 WP BB		0-0 F8		0-0 FC5-4 FC6-4			0-0 4-3		0-0 1-4-3	4	0	0	0	1	0	3				
Willie Mays, R OBP: 0.369, SLG: 0.554 (1, 8)	0-0 F6		0-3 K		0-0 FC6-4			0-3 K			4	0	0	0	0	2	2				
Orlando Cepeda, R OBP: 0.363, SLG: 0.599 (1, 3)	0-0 6-3		0-3 K		0-3 K			0-3 K		0-3 K	4	0	0	0	0	3	1				
Willie McCovey, L OBP: 0.494, SLG: 0.806 (1, 7)		4-0 E 1B BB		0-0 3-1		0-0 F3		0-0 HR			3	2	1	1	1	0	0				
Jim Davenport, R OBP: 0.365, SLG: 0.513 (1, 5)		0-0 CS 1B		0-3 K		0-3 K		0-3 K		0-3 K	4	0	1	1	0	3	0				
Jose Pagan, R OBP: 0.299, SLG: 0.401 (1, 6)		0-0 F3		4-0 S BB		0-0 F4		0-0 5-3			3	0	0	0	1	0	1				
Tom Haller, L OBP: 0.378, SLG: 0.548 Ernie Bowman, R (10, PR) (1, 2)		4-0 1B BB		0-0 F8		0-0 3-1		0-0 3-1		0-0 FC5-6 1B	3	0	1	0	1	0	1				
Jack Sanford, R OBP: 0.217, SLG: 0.227 Matty Alou, L OBP: 0.346, SLG: 0.348 (10, PH) (1, 1)		0-0 1B		0-0 5-3		0-0 F7		0-0 FC5-6 6-3			3	0	1	0	0	0	0				
Inning Stats	R: 0 E: 0 K: 0 S: 3	H: 0 LOB: 1 BB: 7	R: 1 E: 1 K: 0 S: 4	H: 2 LOB: 2 BB: 12	R: 0 E: 0 K: 2 S: 7	H: 0 LOB: 0 BB: 7	R: 0 E: 0 K: 1 S: 5	H: 0 LOB: 1 BB: 9	R: 0 E: 0 K: 0 S: 3	H: 0 LOB: 0 BB: 3	R: 0 E: 0 K: 1 S: 5	H: 0 LOB: 0 BB: 5	R: 1 E: 0 K: 2 S: 8	H: 1 LOB: 0 BB: 8	R: 0 E: 0 K: 0 S: 4	H: 1 LOB: 2 BB: 4	1B: 3 2B: 0 3B: 0 HR: 1	SF: 0 SAC: 0 DP: 0 HBP: 0	WP: 1 PA: 38		
PITCHER Ken Johnson, R ERA: 3.67 (1, 1)	IP 10.0	WLS W	BF 38	H 4	R 2	ER 2	SO 8	BB 5	IBB 0	HBP 0	BLK 0	WP 1	HR 1	S 49	P 69	ERA 1.80	WHIP 0.900				

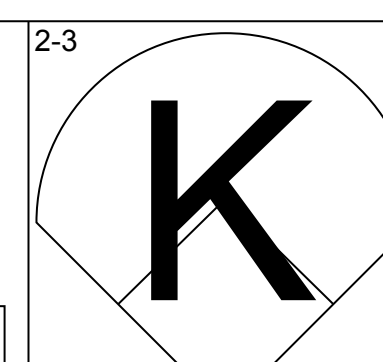
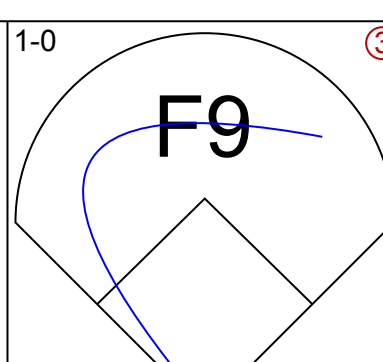
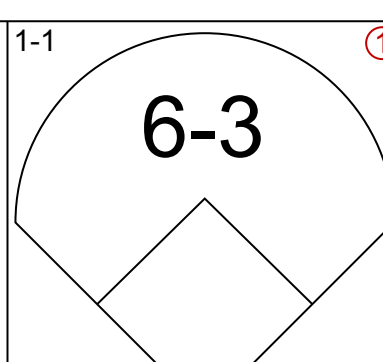
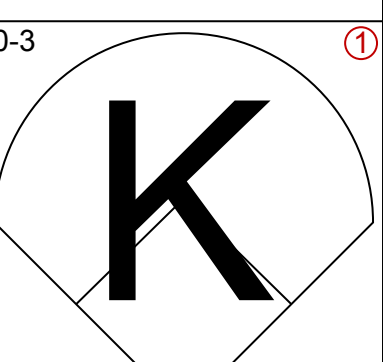
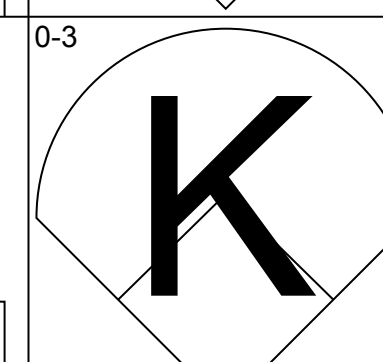
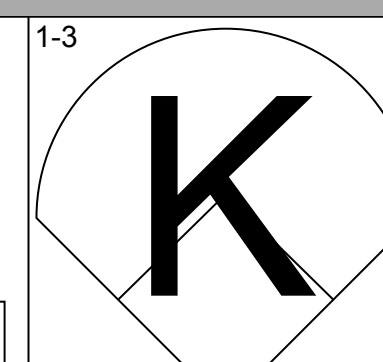
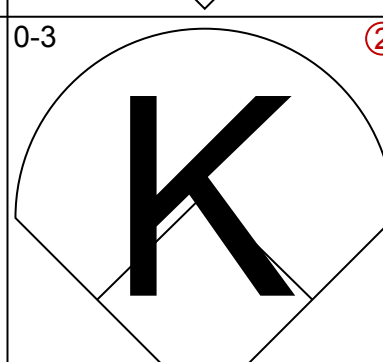
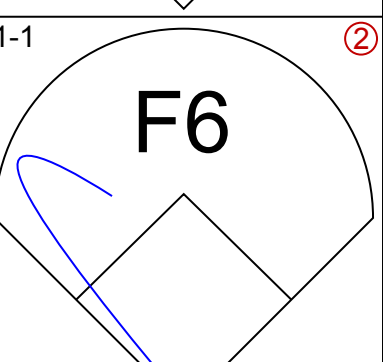
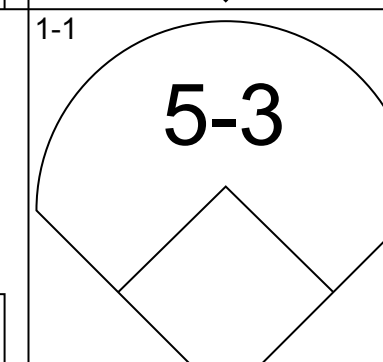
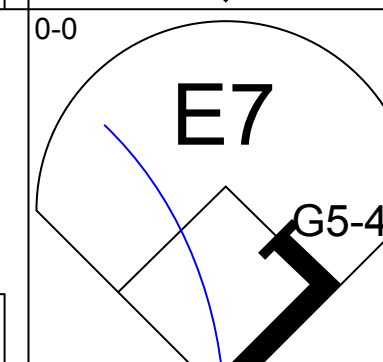
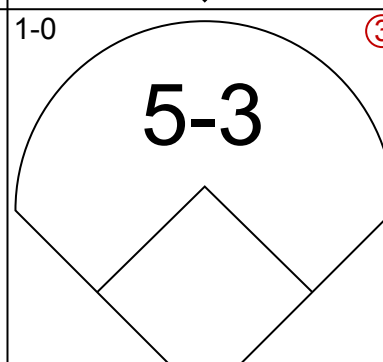
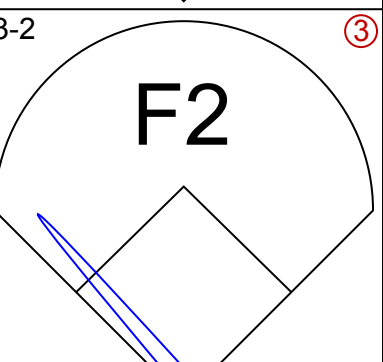
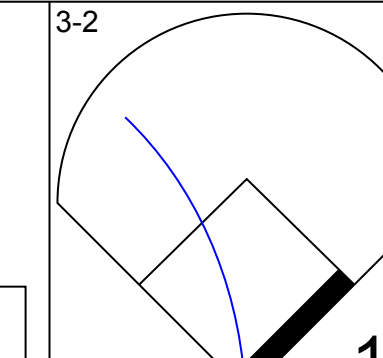
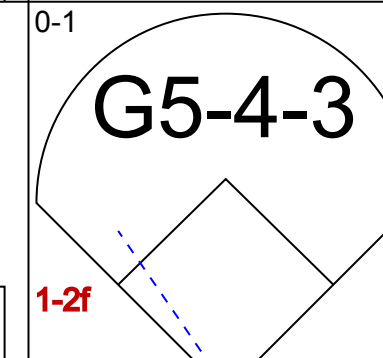
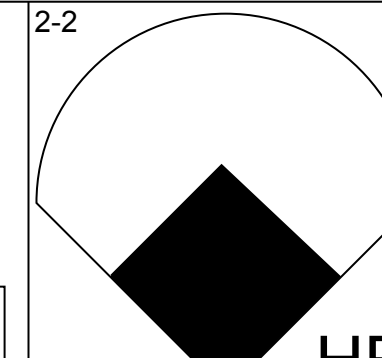
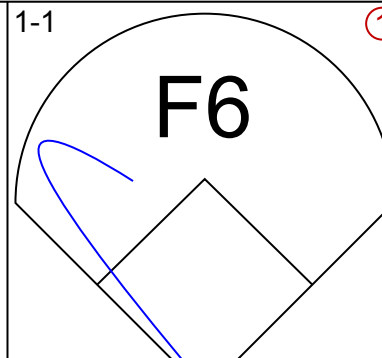
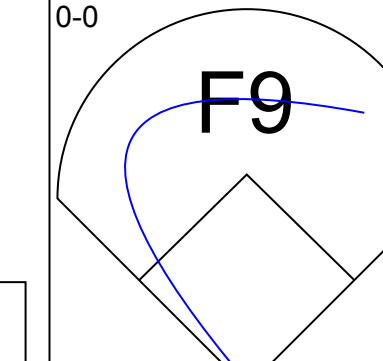
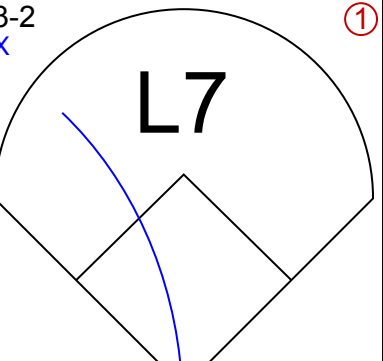
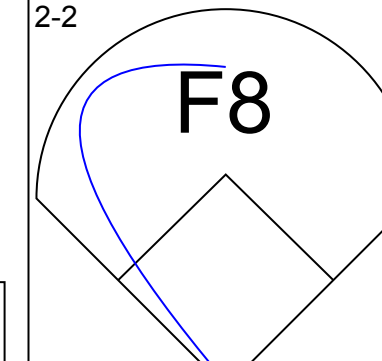
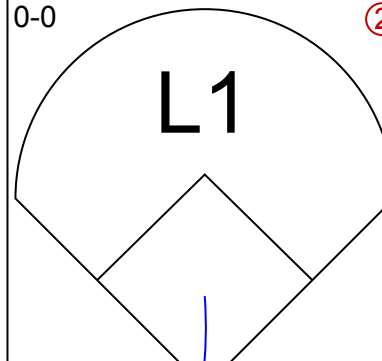
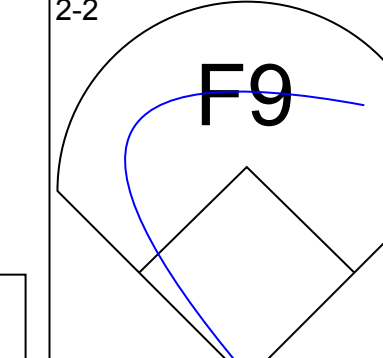
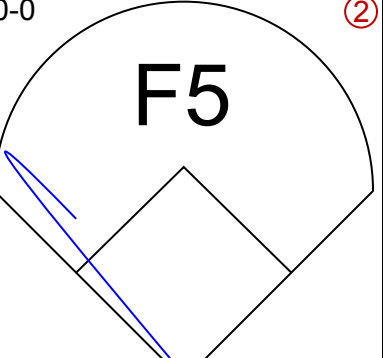
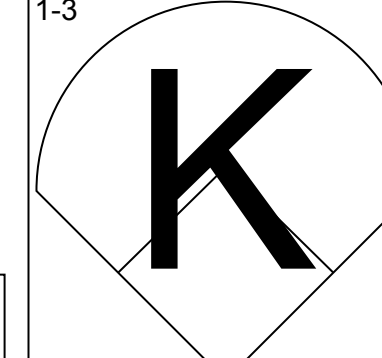
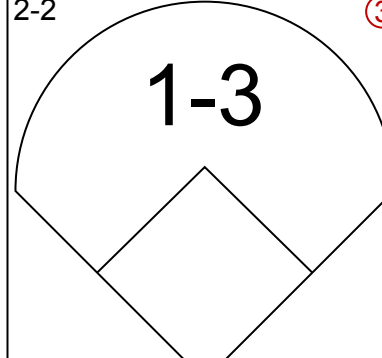
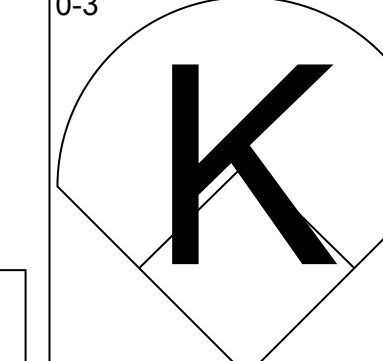
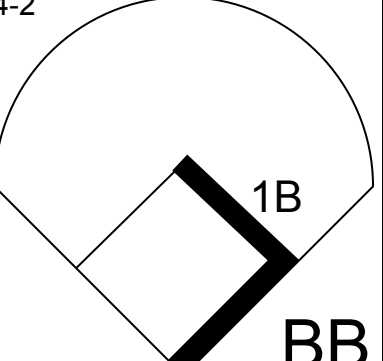
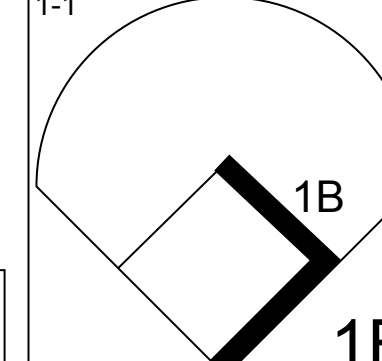
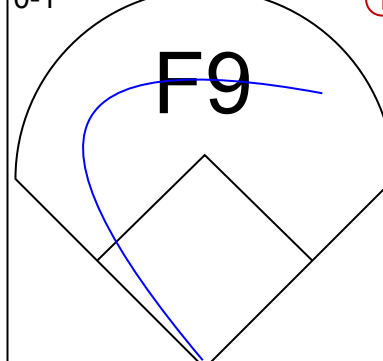
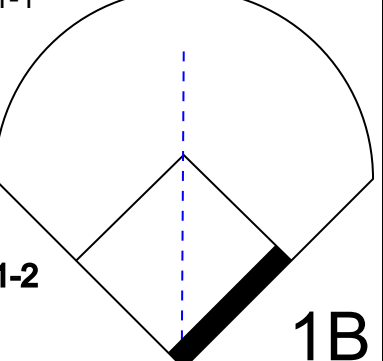
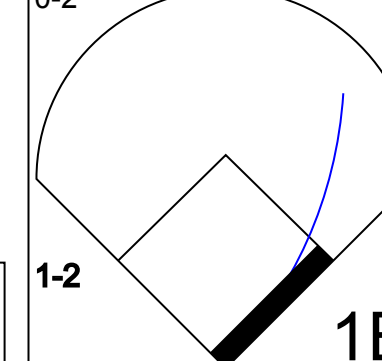
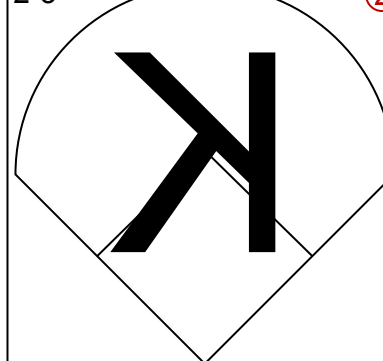
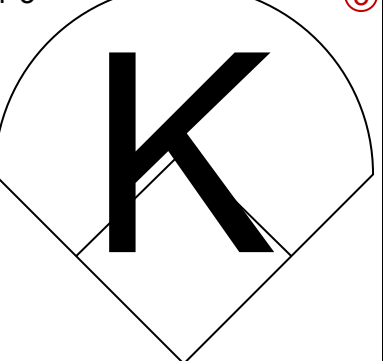
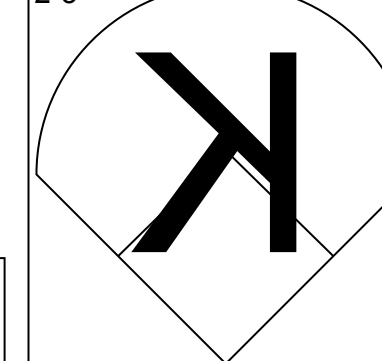
Houston Colt 45's @ San Francisco Giants
Candlestick Park, San Francisco, CA
Fri May 18 1962, 10:05 PM EDT
Att: 18,544 - Unknown - 54 F

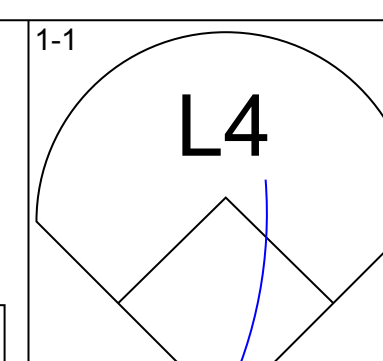
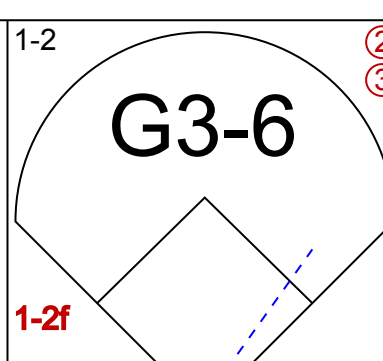
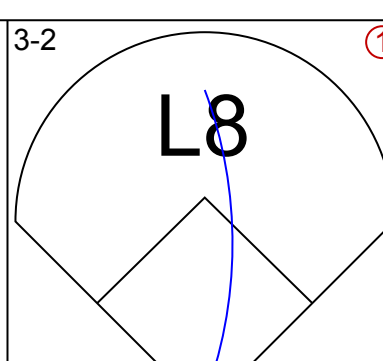
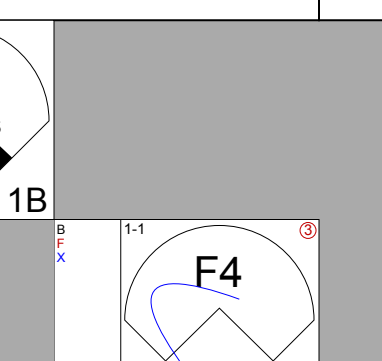
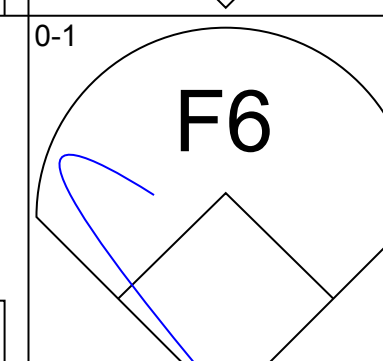
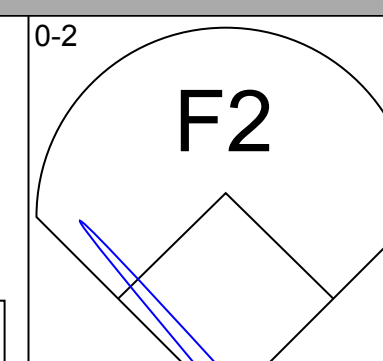
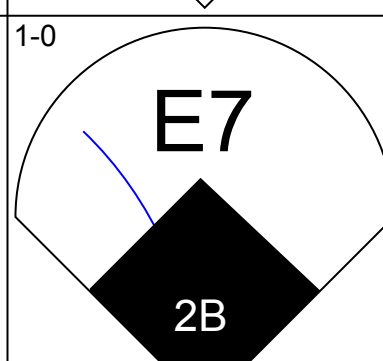
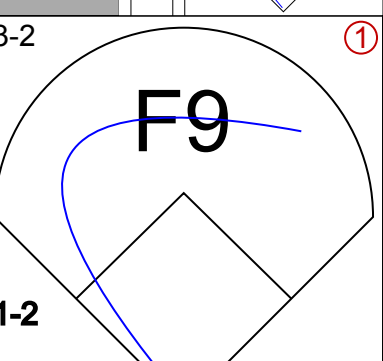
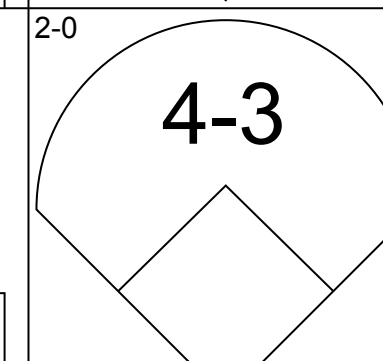
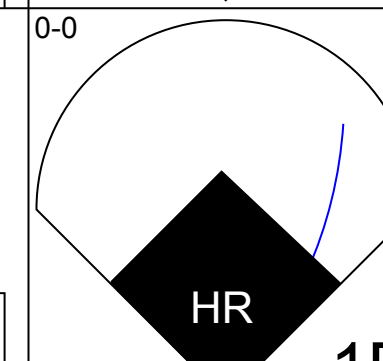
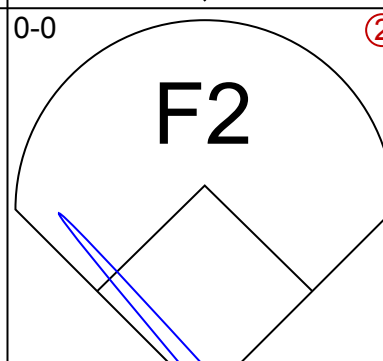
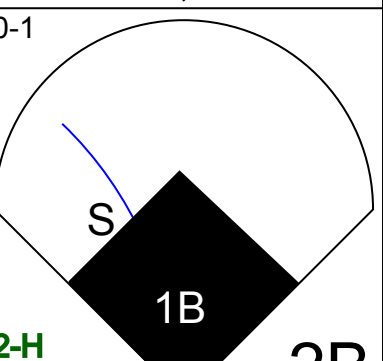
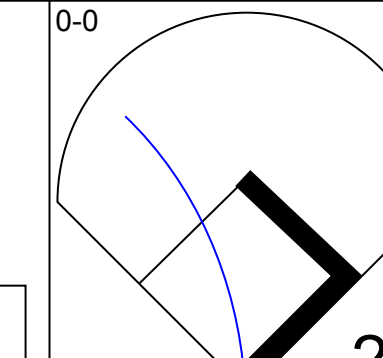
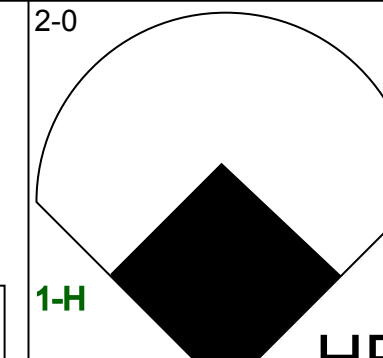
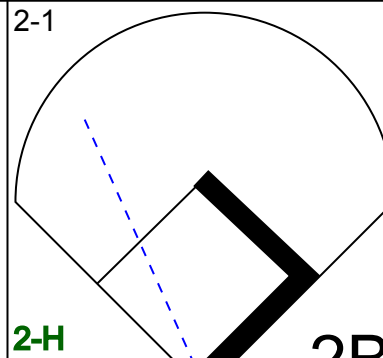
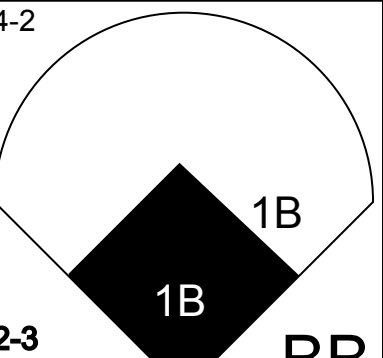
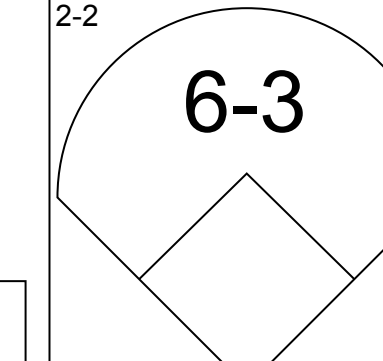
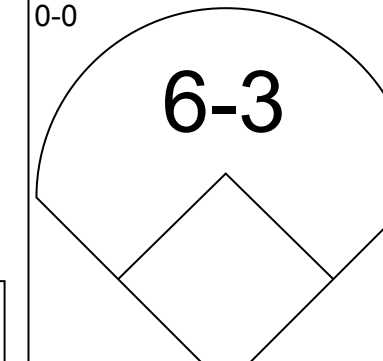
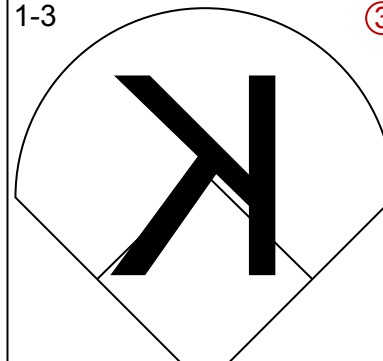
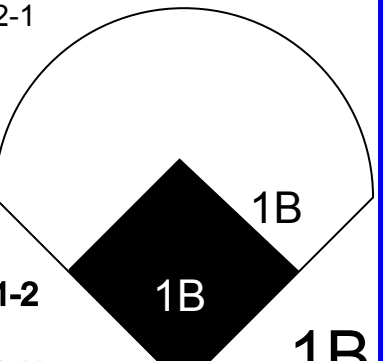
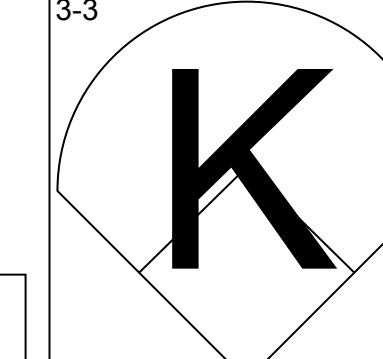
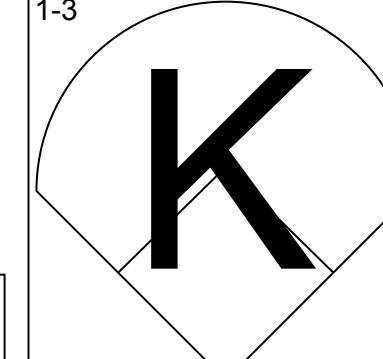

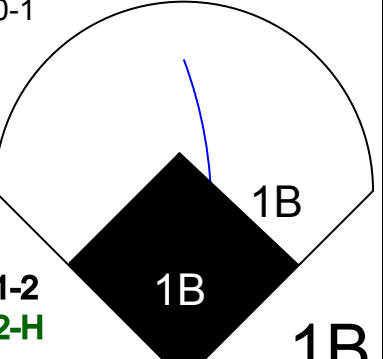
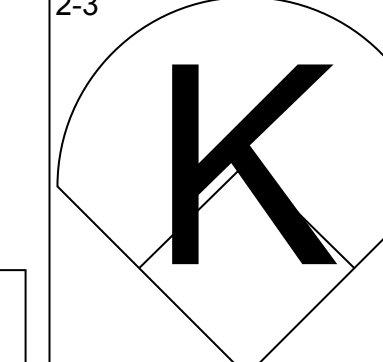


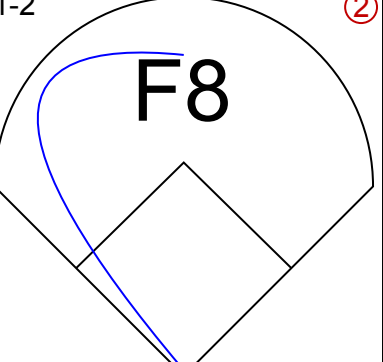

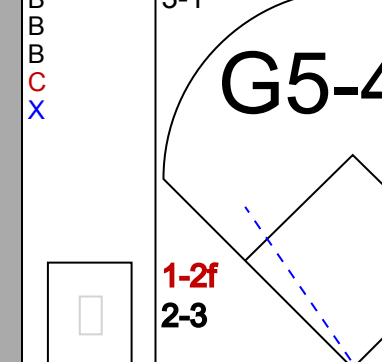
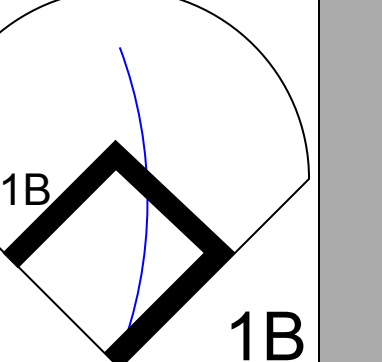

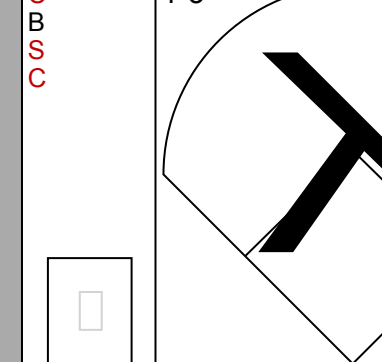
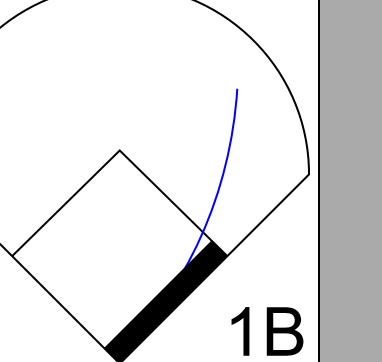
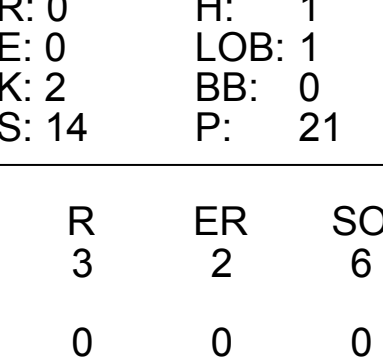
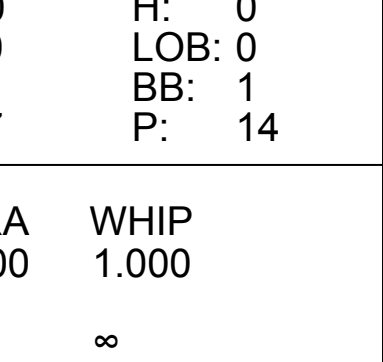
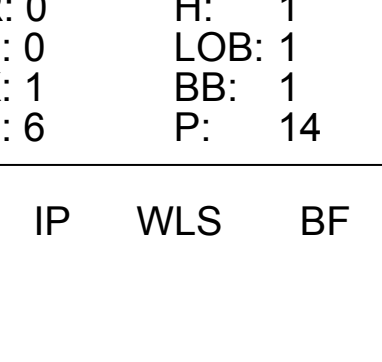
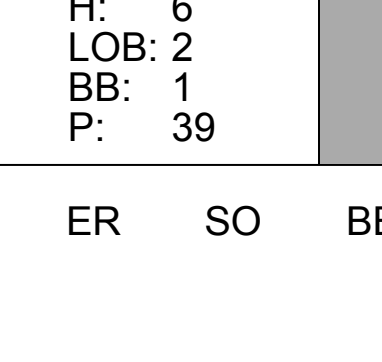

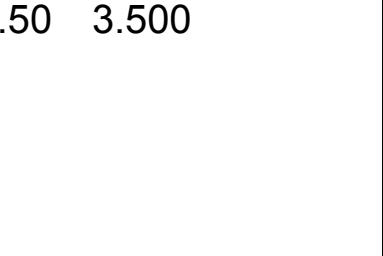


AB	33
R	2
H	4
RBI	2
BB	5
SO	8
LOB	12



Batter	1	2	3	4	5	6	7	8	9	AB	R	H	RBI	BB	SO	LOB	TOP		
Al Spangler, L OBP: 0.347, SLG: 0.311 (1, 7)										4	0	1	0	1	1	3	Houston Colt 45's @ San Francisco Giants Candlestick Park, San Francisco, CA Sun May 20 1962, 6:33 AM EDT Unknown livebaseballscorecards.com		
Billy Goodman, L OBP: 0.190, SLG: 0.150 (1, 5)										4	1	0	0	1	0	3			
Roman Mejias, R OBP: 0.311, SLG: 0.503 (1, 9)										5	2	2	1	0	0	0			
Norm Larker, L OBP: 0.357, SLG: 0.465 (1, 3)										5	1	2	1	0	1	2			
Carl Warwick, R OBP: 0.338, SLG: 0.443 (1, 8)										4	0	2	1	1	0	2			
Merritt Ranew, L OBP: 0.260, SLG: 0.449 (1, 2)										4	1	0	0	1	0	4			
Joey Amalfitano, R OBP: 0.267, SLG: 0.219 (1, 4)										2	0	1	2	0	0	0			
Bob Lillis, R OBP: 0.200, SLG: 0.173 (3, 4)										3	0	0	0	0	0	2			
Bob Aspromonte, R OBP: 0.361, SLG: 0.379 (1, 6)										4	0	2	0	0	0	2			
Bob Bruce, R OBP: 0.538, SLG: 0.333 (1, 1)										2	1	1	1	1	0	2			
Turk Farrell, R OBP: 0.231, SLG: 0.462 (9, 1)										0	0	0	0	0	0	0			
Inning Stats	R: 1 E: 1 K: 1 S: 8	H: 2 LOB: 2 BB: 0 P: 8	R: 0 E: 0 K: 0 S: 4	H: 1 LOB: 1 BB: 0 P: 4	R: 4 E: 0 K: 0 S: 7	H: 4 LOB: 2 BB: 2 P: 15	R: 0 E: 0 K: 0 S: 3	H: 0 LOB: 0 BB: 0 P: 3	R: 0 E: 0 K: 0 S: 3	H: 0 LOB: 0 BB: 0 P: 3	R: 1 E: 0 K: 0 S: 5	H: 2 LOB: 2 BB: 1 P: 9	R: 0 E: 0 K: 0 S: 5	H: 2 LOB: 2 BB: 0 P: 5	R: 0 E: 0 K: 0 S: 2	H: 0 LOB: 1 BB: 1 P: 9	1B: 11 2B: 0 3B: 0 HR: 0	SF: 0 SAC: 1 DP: 1 HBP: 0	WP: 0 PA: 43 PB: 0 CS: 1
PITCHER	IP	WLS	BF	H	R	ER	SO	BB	IBB	HBP	BLK	WP	HR	S	P	ERA	WHIP		
Juan Marichal, R ERA: 2.79 (1, 1)	7.0	L	36	11	6	5	1	2	1	0	0	0	0	35	47	6.43	1.857		
Bobby Bolin, R ERA: 3.66 (8, 1)	2.0	S	7	0	0	0	1	2	0	0	0	0	0	7	15	0.00	1.000		

Batter	1	2	3	4	5	6	7	8	9	AB	R	H	RBI	BB	SO	LOB	BOTTOM		
Chuck Hiller, L OBP: 0.341, SLG: 0.327 (1, 4)										3	0	0	2	0	1	2	Houston Colt 45's @ San Francisco Giants Candlestick Park, San Francisco, CA Sun May 20 1962, 6:33 AM EDT Unknown livebaseballscorecards.com		
Willie Mays, R OBP: 0.401, SLG: 0.580 (1, 8)										3	0	0	0	2	1	2			
Matty Alou, L OBP: 0.303, SLG: 0.300 (1, 9)										4	0	0	1	0	0	2			
Orlando Cepeda, R OBP: 0.367, SLG: 0.607 (1, 3)										4	0	0	0	0	0	1			
Willie McCovey, L OBP: 0.486, SLG: 0.833 (1, 7)										2	1	1	1	2	0	0			
Jim Davenport, R OBP: 0.370, SLG: 0.488 (1, 5)										4	1	1	0	0	1	1			
Tom Haller, L OBP: 0.390, SLG: 0.529 (1, 2)										3	0	1	0	1	2	2			
Jose Pagan, R OBP: 0.296, SLG: 0.396 (1, 6)										3	2	1	0	1	0	3			
Juan Marichal, R OBP: 0.346, SLG: 0.333 (1, 1)										1	1	1	0	0	0	0			
Ed Bailey, L OBP: 0.397, SLG: 0.576 (7, PH)										1	0	0	0	0	1	1			
Bobby Bolin, R ERA: 3.57 (8, 1)										0	0	0	0	0	0	0			
Harvey Kuenn, R OBP: 0.440, SLG: 0.471 (9, PH)										1	0	1	1	0	0	0			
Ernie Bowman, R ERA: 1.65 (9, PR)										0	0	0	0	0	0	0			
Inning Stats	R: 0 E: 0 K: 0 S: 2	H: 0 LOB: 0 BB: 1 P: 6	R: 1 E: 0 K: 1 S: 6	H: 1 LOB: 1 BB: 1 P: 10	R: 1 E: 0 K: 0 S: 4	H: 1 LOB: 1 BB: 1 P: 8	R: 0 E: 0 K: 1 S: 4	H: 0 LOB: 0 BB: 1 P: 8	R: 1 E: 0 K: 0 S: 4	H: 1 LOB: 0 BB: 0 P: 4	R: 0 E: 0 K: 1 S: 6	H: 1 LOB: 2 BB: 1 P: 10	R: 0 E: 0 K: 0 S: 3	H: 0 LOB: 0 BB: 0 P: 3	R: 2 E: 1 K: 1 S: 8	H: 2 LOB: 1 BB: 0 P: 8	1B: 4 2B: 1 3B: 0 HR: 1	SF: 2 SAC: 1 DP: 2 HBP: 0	WP: 1 PA: 38 PB: 0 CS: 0
PITCHER	IP	WLS	BF	H	R	ER	SO	BB	IBB	HBP	BLK	WP	HR	S	P	ERA	WHIP		
Bob Bruce, R ERA: 3.57 (1, 1)	8.1	W	36	6	5	3	5	6	0	0	0	0	0	40	64	3.24	1.440		
Turk Farrell, R ERA: 1.65 (9, 1)	0.2	S	2	0	0	0	1	0	0	0	0	0	0	4	4	0.00	0.000		

Batter	1	2	3	4	5	6	7	8	9	AB	R	H	RBI	BB	SO	LOB	TOP		
Harvey Kuenn, R OBP: 0.413, SLG: 0.438 (1, 7)										4	0	0	0	0	2	0	San Francisco Giants @ Los Angeles Dodgers Dodger Stadium, Los Angeles, CA Mon May 21 1962, 7:05 PM PDT Att: 45,192 - Unknown		
Chuck Hiller, L OBP: 0.331, SLG: 0.313 (1, 4)										4	0	0	0	0	3	0			
Willie Mays, R OBP: 0.389, SLG: 0.552 (1, 8)										4	0	0	0	0	0	0			
Orlando Cepeda, R OBP: 0.374, SLG: 0.618 (1, 3)										4	1	2	1	0	0	1			
Manny Mota, R OBP: 0.269, SLG: 0.245 (1, 9)										4	0	0	0	0	0	1			
Ed Bailey, L OBP: 0.387, SLG: 0.560 (1, 2)										4	0	0	0	0	1	1			
Jose Pagan, R OBP: 0.314, SLG: 0.407 (1, 6)										2	0	1	0	1	1	1			
Jim Davenport, R OBP: 0.372, SLG: 0.481 (1, 5)										3	0	2	0	0	0	0			
Billy O'Dell, S OBP: 0.200, SLG: 0.130 (1, 1)										2	0	0	0	0	2	2			
Bob Nieman, R OBP: 0.200, SLG: 0.250 (7, PH)										1	0	0	0	0	1	2			
Bobby Bolin, R (7, 1)										0	0	0	0	0	0	0			
Don Larsen, R OBP: 0.333, SLG: 0.333 (7, 1)										0	0	0	0	0	0	0			
Inning Stats	R: 0 H: 0 E: 0 K: 2 S: 8	H: 0 LOB: 0 BB: 0 P: 11	R: 0 H: 1 E: 0 K: 1 S: 13	LOB: 1 BB: 0 P: 18	R: 0 H: 0 E: 0 K: 1 S: 6	H: 0 LOB: 0 BB: 0 P: 9	R: 0 H: 0 E: 1 K: 1 S: 6	H: 0 LOB: 0 BB: 0 P: 7	R: 0 H: 0 E: 0 K: 1 S: 15	H: 1 LOB: 2 BB: 1 P: 24	R: 1 H: 3 E: 0 K: 2 S: 18	H: 3 LOB: 2 BB: 0 P: 26	R: 0 H: 0 E: 0 K: 1 S: 10	H: 0 LOB: 0 BB: 0 P: 14	R: 0 H: 0 E: 0 K: 0 S: 7	H: 0 LOB: 0 BB: 0 P: 10	1B: 4 2B: 0 3B: 0 HR: 1	SF: 0 SAC: 0 DP: 1 HBP: 0	WP: 0 PA: 33 PB: 0 SB: 0 CS: 0
PITCHER Sandy Koufax, L ERA: 2.8 (1, 1)	IP: 9.0 WLS: W BF: 33 H: 5 R: 1 ER: 1 SO: 10 BB: 1 IBB: 0 HBP: 0 BLK: 0 WP: 0 HR: 1 S: 89 P: 127 ERA: 1.00 WHIP: 0.667																		

Batter	1	2	3	4	5	6	7	8	9	AB	R	H	RBI	BB	SO	LOB	BOTTOM		
Maury Wills, S OBP: 0.293, SLG: 0.276 (1, 6)										5	1	1	0	0	0	3	San Francisco Giants @ Los Angeles Dodgers Dodger Stadium, Los Angeles, CA Mon May 21 1962, 7:05 PM PDT Att: 45,192 - Unknown		
Jim Gilliam, S OBP: 0.319, SLG: 0.298 (1, 5)										4	1	0	0	0	0	1			
Willie Davis, L OBP: 0.400, SLG: 0.538 (1, 8)										4	2	2	1	0	0	1			
Tommy Davis, R OBP: 0.344, SLG: 0.596 (1, 7)										3	2	3	3	1	0	0			
Frank Howard, R OBP: 0.303, SLG: 0.361 (8, PH)										3	0	0	0	0	1	2			
Duke Snider, L OBP: 0.467, SLG: 0.593 (8, PH)										1	1	1	1	0	0	0			
Tim Harkness, L OBP: 0.324, SLG: 0.387 (9, 3)										0	0	0	0	0	0	0			
Lee Walls, R OBP: 0.316, SLG: 0.273 (1, 3)										2	0	0	0	0	2	1			
Ron Fairly, L OBP: 0.394, SLG: 0.283 (8, 3) (9, 9)										1	1	1	1	1	0	0			
John Roseboro, L OBP: 0.385, SLG: 0.372 (1, 2)										3	0	1	0	1	1	3			
Larry Burright, R OBP: 0.385, SLG: 0.567 (1, 4)										4	0	1	1	0	2	3			
Sandy Koufax, R OBP: 0.133, SLG: 0.071 (1, 1)										3	0	1	1	1	1	2			
Inning Stats	R: 0 H: 0 E: 0 K: 0 S: 5	H: 1 LOB: 1 BB: 0 P: 8	R: 0 H: 1 E: 0 K: 2 S: 14	LOB: 1 BB: 0 P: 21	R: 0 H: 0 E: 0 K: 1 S: 9	H: 0 LOB: 0 BB: 1 P: 15	R: 2 H: 2 E: 0 K: 1 S: 10	H: 2 LOB: 0 BB: 0 P: 13	R: 0 H: 0 E: 0 K: 1 S: 7	H: 0 LOB: 0 BB: 1 P: 14	R: 1 H: 1 E: 1 K: 1 S: 12	H: 1 LOB: 1 BB: 0 P: 19	R: 0 H: 1 E: 0 K: 1 S: 6	H: 1 LOB: 1 BB: 1 P: 14	R: 5 H: 6 E: 0 K: 0 S: 24	H: 6 LOB: 2 BB: 1 P: 39	1B: 7 2B: 3 3B: 0 HR: 1	SF: 0 SAC: 0 DP: 3 HBP: 0	WP: 0 PA: 37 PB: 0 SB: 2 CS: 0
PITCHER Billy O'Dell, L ERA: 2.84 (1, 1)	IP: 6.0 WLS: L BF: 23 H: 4 R: 3 ER: 2 SO: 6 BB: 2 IBB: 0 HBP: 0 BLK: 0 WP: 0 HR: 1 S: 90 P: 90 ERA: 3.00 WHIP: 1.000																		
Bobby Bolin, R ERA: 3.69 (7, 1)	0.0 2 1 0 0 0 1 0 0 0 0 0 0 1 5 ∞ ∞																		
Don Larsen, R ERA: 5.32 (7, 1)	2.0 12 6 5 5 1 1 0 0 0 0 0 0 29 48 22.50 3.500																		

Batter	1	2	3	4	5	6	7	8	9	AB	R	H	RBI	BB	SO	LOB	TOP					
Harvey Kuenn, R (1, 7) OBP: 0.416, SLG: 0.434	2-2 1B		2-1 F8		0-1 5-3			4-1 FC5-4 BB		3	0	1	0	1	0	1	<p>San Francisco Giants @ Los Angeles Dodgers Dodger Stadium, Los Angeles, CA Tue May 22 1962, 7:05 PM PDT Att: 46,636 - Unknown</p>					
Willie Mays, R (1, 8) OBP: 0.391, SLG: 0.554	3-2 F8		4-0 1-2 IBB			1-0 E 2B		0-0 FC5-4 L6-3 1-2		3	1	1	0	1	0	2						
Chuck Hiller, L (1, 4) OBP: 0.330, SLG: 0.311	0-0 F8		2-0 L7			0-0 E9 PB 2-H 1B		1-1 L6-3 1-2		4	0	1	1	0	0	4						
Orlando Cepeda, R (1, 3) OBP: 0.371, SLG: 0.609	0-1 F8			0-1 F7		3-2 F8		1-1 G6-3 1B		4	0	1	0	0	0	2						
Matty Alou, L (1, 9) OBP: 0.324, SLG: 0.303		3-2 F3		4-1 S BB		0-1 F3		1-0 G6-3 1B		3	0	1	0	1	0	1						
Jose Pagan, R (1, 6) OBP: 0.307, SLG: 0.396		1-0 F3		1-3 K		2-1 6-3		1-2 G6-3		4	0	0	0	0	1	4						
Tom Haller, L (1, 2) OBP: 0.364, SLG: 0.486		0-3 K		2-1 F5			0-3 K		2-1 G3	3	0	0	0	0	2	1						
Stu Miller, R (7, 1) OBP: 0.500, SLG: 0.500										0	0	0	0	0	0	0						
Willie McCovey, L (9, PH) OBP: 0.474, SLG: 0.806										1	0	0	0	0	0	1						
Jim Davenport, R (1, 5) OBP: 0.365, SLG: 0.471			0-1 5-3		0-1 4-3		2-3 K			3	0	0	0	0	1	0						
Jack Sanford, R (1, 1) OBP: 0.240, SLG: 0.217			4-1 BLK BB		0-3 K		1-0 4-3			1	0	0	0	1	1	0						
Ed Bailey, L (7, PH) OBP: 0.384, SLG: 0.554										1	0	0	0	0	0	0						
Inning Stats	R: 0 E: 0 K: 0 S: 9	H: 1 LOB: 1 BB: 0 P: 14	R: 0 E: 0 K: 1 S: 7	H: 0 LOB: 0 BB: 0 P: 11	R: 0 E: 0 K: 0 S: 6	H: 0 LOB: 2 BB: 2 P: 18	R: 0 E: 0 K: 1 S: 8	H: 0 LOB: 1 BB: 1 P: 15	R: 0 E: 0 K: 1 S: 7	H: 0 LOB: 0 BB: 0 P: 7	R: 1 E: 1 K: 0 S: 9	H: 2 LOB: 1 BB: 0 P: 15	R: 0 E: 0 K: 2 S: 7	H: 0 LOB: 0 BB: 0 P: 10	R: 0 E: 0 K: 0 S: 4	H: 2 LOB: 1 BB: 1 P: 13	1B: 4 2B: 2 3B: 0 HR: 0	SF: 0 SAC: 0 DP: 2 HBP: 0	WP: 0 PB: 1 SB: 1 CS: 0	PA: 34		
PITCHER	IP WLS BF H R ER SO BB IBB HBP BLK WP HR S P ERA WHIP	8.0 W 32 5 1 1 5 3 1 0 1 0 0 60 104 1.12 1.000	1.0 S 2 0 0 0 0 0 0 0 0 0 0 5 8 0.00 0.000																			

Batter	1	2	3	4	5	6	7	8	9	AB	R	H	RBI	BB	SO	LOB	BOTTOM				
Maury Wills, S (1, 6) OBP: 0.292, SLG: 0.276	1-1 5-3		0-0 6-3		0-2 F5		2-1 BB E 1B			4	1	1	0	0	0	1	<p>San Francisco Giants @ Los Angeles Dodgers Dodger Stadium, Los Angeles, CA Tue May 22 1962, 7:05 PM PDT Att: 46,636 - Unknown</p>				
Jim Gilliam, S (1, 5) OBP: 0.335, SLG: 0.307	4-1 G4-3-6 BB		1-1 S 1B		2-2 1B		4-0 E BB			2	0	2	1	2	0	0					
Willie Davis, L (1, 8) OBP: 0.403, SLG: 0.537	0-0 G4-3-6 1-2		0-1 1-3		0-0 HR 1B		2-2 E9 1B			4	1	2	2	0	0	2					
Duke Snider, L (1, 9) OBP: 0.456, SLG: 0.565		3-2 3-1		2-1 F8		2-1 F7		4-2 1-3 2-H 3-H 1B		3	0	0	0	1	0	1					
Tim Lincecum, L (8, 3) OBP: 0.324, SLG: 0.387										0	0	0	0	0	0	0					
Tommy Davis, R (1, 7) OBP: 0.341, SLG: 0.606		1-3 K		1-0 6-3		1-0 6-3		0-2 1-3		4	1	1	2	0	1	3					
Ron Fairly, L (1, 3) OBP: 0.413, SLG: 0.291		4-2 BB		4-0 BB		3-3 K		1-2 WP SH1-3 1B		2	0	1	0	2	1	0					
John Roseboro, L (1, 2) OBP: 0.383, SLG: 0.371		0-2 G3		2-2 F9			2-2 1B SH1-3 1B		0-1 SH1-3	3	1	1	0	0	0	2					
Larry Burright, R (1, 4) OBP: 0.382, SLG: 0.556			1-0 6-3 SH5-4 1B		2-2 F3		1-1 SH1-3		3-3 K	3	1	1	0	0	1	1					
Stan Williams, R (1, 1) OBP: 0.400, SLG: 0.400			1-1 SH5-4		2-2 6-3		1-3 K		0-3 K	3	0	0	0	0	2	2					
Inning Stats	R: 0 E: 0 K: 0 S: 4	H: 0 LOB: 0 BB: 1 P: 9	R: 0 E: 0 K: 1 S: 13	H: 0 LOB: 1 BB: 1 P: 21	R: 1 E: 0 K: 0 S: 8	H: 2 LOB: 1 BB: 0 P: 11	R: 0 E: 0 K: 0 S: 7	H: 0 LOB: 1 BB: 1 P: 16	R: 0 E: 0 K: 1 S: 10	H: 3 LOB: 0 BB: 0 P: 18	R: 2 E: 1 K: 1 S: 20	H: 3 LOB: 3 BB: 2 P: 36	R: 0 E: 0 K: 2 S: 12	H: 1 LOB: 1 BB: 0 P: 16	1B: 8 2B: 0 3B: 0 HR: 1	SF: 0 SAC: 3 DP: 1 HBP: 0	WP: 1 PB: 0 SB: 2 CS: 0	PA: 36			
PITCHER	IP WLS BF H R ER SO BB IBB HBP BLK WP HR S P ERA WHIP	6.0 L 24 4 2 2 3 3 0 0 0 1 0 32 52 9.00 3.000																			

AB 30
R 1
H 5
RBI 1
BB 4
SO 5
LOB 16



AB 28
R 5
H 9
RBI 5
BB 5
SO 5
LOB 12



Batter	1	2	3	4	5	6	7	8	9	AB	R	H	RBI	BB	SO	LOB	TOP					
Tony Taylor, R (1.4)										5	3	3	0	0	0	1	Philadelphia Phillies @ San Francisco Giants Candlestick Park, San Francisco, CA Wed May 23 1962, 10:05 PM EDT Att: 7,314 - Unknown					
Johnny Callison, L (1.9)										4	2	1	0	1	1	2						
Ted Savage, R (1.7)										5	3	3	3	0	0	2						
Roy Sievers, R (1.3)										5	0	2	2	0	1	4						
Don Demeter, R (1.5)										3	0	2	3	1	0	1						
Jackie Davis, R (1.8)										5	0	0	0	0	3	4						
Clay Dalrymple, L (1.2)										4	0	1	0	1	0	3						
Bobby Wine, R (1.6)										5	1	1	0	0	3	2						
Art Mahaffey, R (1.1)										3	0	0	0	0	1	1						
Frank Sullivan, R (7.1)										0	0	0	0	0	0	0						
Jack Baldschun, R (7.1)										1	1	0	0	0	0	0						
Inning Stats	R: 3 E: 1 K: 0 S: 7	H: 3 LOB: 1 BB: 0 P: 7	R: 0 E: 0 K: 1 S: 5	H: 0 LOB: 0 BB: 0 P: 5	R: 0 E: 1 K: 0 S: 4	H: 0 LOB: 1 BB: 0 P: 4	R: 0 E: 0 K: 1 S: 6	H: 1 LOB: 1 BB: 0 P: 6	R: 2 E: 0 K: 1 S: 8	H: 3 LOB: 1 BB: 0 P: 8	R: 0 E: 0 K: 2 S: 6	H: 0 LOB: 0 BB: 1 P: 10	R: 2 E: 1 K: 2 S: 10	H: 3 LOB: 2 BB: 1 P: 14	R: 3 E: 1 K: 1 S: 8	H: 3 LOB: 2 BB: 1 P: 12	R: 0 E: 0 K: 1 S: 5	H: 0 LOB: 0 BB: 0 P: 5	1B: 8 2B: 6 3B: 0 HR: 0	SF: 1 SAC: 0 DP: 1 HBP: 0	WP: 0 PB: 0 SB: 2 CS: 1	PA: 44
PITCHER	IP WLS BF H R ER SO BB IBB HBP BLK WP HR S P ERA WHIP	IP WLS BF H R ER SO BB IBB HBP BLK WP HR S P ERA WHIP																				
Mike McCormick, L (1.1)	4.1 L 21 6 5 4 2 0 0 0 0 0 0 0 25 25 8.31 1.385																					
Gaylord Perry, R (5.1)	0.2 3 1 0 0 1 0 0 0 0 0 0 0 5 5 0.00 1.500																					
Bobby Bolin, R (6.1)	2.0 10 3 2 1 4 1 1 0 0 0 0 0 16 24 4.50 2.000																					
Jim Duffalo, R (8.1)	1.0 7 3 3 1 1 1 0 0 0 0 0 0 8 12 9.00 4.000																					
Stu Miller, R (9.1)	1.0 3 0 0 0 1 0 0 0 0 0 0 0 5 5 0.00 0.000																					
Batter	1	2	3	4	5	6	7	8	9	AB	R	H	RBI	BB	SO	LOB	BOTTOM					
Harvey Kuenn, R (1.7)										4	0	1	2	0	0	1	Philadelphia Phillies @ San Francisco Giants Candlestick Park, San Francisco, CA Wed May 23 1962, 10:05 PM EDT Att: 7,314 - Unknown					
Chuck Hillier, L (1.4)										4	1	3	3	1	1	0						
Matty Alou, L (1.8)										5	0	1	1	0	1	4						
Stu Miller, R (9.1)										0	0	0	0	0	0	0						
Orlando Cepeda, R (1.3)										5	0	2	0	0	0	1						
Willie McCovey, L (1.9)										5	2	1	1	0	3	4						
Ed Bailey, L (1.2)										3	1	0	0	1	0	2						
Manny Mota, R (1.5)										4	1	0	0	1	1	3						
Jose Pagan, R (1.6)										2	1	0	0	2	1	2						
Mike McCormick, L (1.1)										1	0	0	0	0	0	0						
Bob Nieman, R (5.1)										0	0	0	0	0	0	0						
Bobby Bolin, R (6.1)										0	0	0	0	0	0	1						
Jim Davenport, R (7.1)										0	0	0	0	0	0	0						
Jim Duffalo, R (8.1)										0	0	0	0	0	0	2						
Willie Mays, R (8.1)										0	0	0	0	0	0	0						
Inning Stats	R: 0 E: 0 K: 1 S: 7	H: 2 LOB: 2 BB: 0 P: 7	R: 0 E: 0 K: 1 S: 5	H: 0 LOB: 0 BB: 0 P: 5	R: 0 E: 0 K: 1 S: 5	H: 0 LOB: 0 BB: 0 P: 5	R: 1 E: 0 K: 1 S: 6	H: 1 LOB: 0 BB: 0 P: 6	R: 0 E: 0 K: 0 S: 4	H: 1 LOB: 2 BB: 1 P: 8	R: 3 E: 0 K: 0 S: 5	H: 2 LOB: 1 BB: 2 P: 13	R: 3 E: 0 K: 2 S: 10	H: 2 LOB: 2 BB: 2 P: 18	R: 0 E: 0 K: 1 S: 5	H: 0 LOB: 1 BB: 0 P: 6	1B: 6 2B: 1 3B: 0 HR: 1	SF: 1 SAC: 0 DP: 0 HBP: 1	WP: 1 PB: 0 SB: 0 CS: 0	PA: 43		
PITCHER	IP WLS BF H R ER SO BB IBB HBP BLK WP HR S P ERA WHIP	IP WLS BF H R ER SO BB IBB HBP BLK WP HR S P ERA WHIP																				
Art Mahaffey, R (1.1)	6.0 W 25 4 2 2 2 0 3 0 0 0 0 0 32 44 3.00 1.167																					
Frank Sullivan, R (7.1)	0.2 5 2 2 2 0 1 0 0 0 0 0 0 4 8 27.00 4.500																					
Jack Baldschun, R (7.1)	2.1 S 13 2 3 3 3 2 0 1 0 1 0 0 16 25 11.57 1.714																					

Batter	1	2	3	4	5	6	7	8	9	AB	R	H	RBI	BB	SO	LOB	TOP			
Tony Taylor, R (1.4) OBP: 0.365, SLG: 0.368										3	2	2	0	2	0	0	Philadelphia Phillies @ San Francisco Giants Candlestick Park, San Francisco, CA Thu May 24 1962, 6:33 AM EDT Att: 5,680 - Unknown			
Ted Savage, R (1.7) OBP: 0.388, SLG: 0.460										4	1	0	0	1	2	5				
Johnny Callison, L (1.9) OBP: 0.371, SLG: 0.522										5	0	2	1	0	1	2				
Tony Gonzalez, L (1.8) OBP: 0.403, SLG: 0.495										4	0	2	2	1	0	1				
Clay Dalrymple, L (1.2) OBP: 0.411, SLG: 0.485										4	1	1	0	1	0	3				
Don Demeter, R (1.5) OBP: 0.392, SLG: 0.520										1	0	0	0	1	0	0				
Billy Klaus, L (4, PR) OBP: 0.333, SLG: 0.327										2	0	0	0	0	0	4				
Frank Torre, L (1.3) OBP: 0.345, SLG: 0.298										3	0	1	1	1	0	1				
Bobby Wine, R (1.6) OBP: 0.208, SLG: 0.250										4	0	1	0	0	0	3				
Cal McLish, S (1, 1) OBP: 0.125, SLG: 0.067										2	0	0	0	1	0	1				
Dallas Green, L (7, 1) OBP: 0.333, SLG: 0.333										0	0	0	0	0	0	0				
Wes Covington, L (6, PH) OBP: 0.247, SLG: 0.329										1	0	0	0	0	0	0				
Chris Short, R (8, 1)										0	0	0	0	0	0	0				
Inning Stats	R: 1 E: 0 K: 1 S: 6	H: 1 LOB: 1 BB: 1 P: 10	R: 0 E: 0 K: 0 S: 3	H: 0 LOB: 1 BB: 1 P: 7	R: 0 E: 0 K: 2 S: 7	H: 0 LOB: 2 BB: 2 P: 15	R: 0 E: 0 K: 0 S: 4	H: 2 LOB: 3 BB: 2 P: 12	R: 0 E: 0 K: 0 S: 3	H: 0 LOB: 0 BB: 0 P: 3	R: 3 E: 0 K: 0 S: 7	H: 5 LOB: 2 BB: 1 P: 11	R: 0 E: 0 K: 0 S: 3	H: 0 LOB: 0 BB: 0 P: 3	R: 0 E: 0 K: 0 S: 3	H: 0 LOB: 0 BB: 0 P: 3	1B: 8 2B: 2 3B: 0 HR: 0	SF: 0 SAC: 0 DP: 2 HBP: 0	WP: 0 PB: 1 SB: 2 CS: 0	PA: 41
PITCHER	IP WLS BF H R ER SO BB IBB HBP BLK WP HR S P ERA WHIP																			
Juan Marichal, R (1, 1) ERA: 2.67	3.2	19	3	1	0	3	6	0	0	0	0	0	0	19	43	0.00	2.455			
Don Larsen, R (4, 1) ERA: 5.92	2.1	11	3	3	3	0	2	0	0	0	0	0	9	17	11.57	2.143				
Stu Miller, R (7, 1) ERA: 2.41	3.0	W 11	3	0	0	0	0	0	0	0	0	0	11	11	0.00	1.000				

Batter	1	2	3	4	5	6	7	8	9	AB	R	H	RBI	BB	SO	LOB	BOTTOM			
Harvey Kuenn, R (1.7) OBP: 0.405, SLG: 0.419										2	0	0	0	1	1	0	Philadelphia Phillies @ San Francisco Giants Candlestick Park, San Francisco, CA Thu May 24 1962, 6:33 AM EDT Att: 5,680 - Unknown			
Chuck Hillier, L (1.4) OBP: 0.340, SLG: 0.322										3	1	0	0	1	1	2				
Willie Mays, R (1.8) OBP: 0.402, SLG: 0.605										4	2	3	3	0	0	1				
Orlando Cepeda, R (1.3) OBP: 0.380, SLG: 0.624										4	2	3	1	0	0	1				
Felipe Alou, R (1.9) OBP: 0.368, SLG: 0.524										4	1	2	2	0	0	3				
Ed Bailey, L (1.2) OBP: 0.376, SLG: 0.523										3	0	0	0	0	1	1				
Jim Davenport, R (1.5) OBP: 0.353, SLG: 0.454										4	0	0	0	0	1	1				
Jose Pagan, R (1.6) OBP: 0.310, SLG: 0.384										3	0	0	0	1	0	1				
Juan Marichal, R (1, 1) OBP: 0.333, SLG: 0.320										1	0	0	0	0	1	1				
Don Larsen, R (4, 1) OBP: 0.300, SLG: 0.300										1	0	0	0	0	1	0				
Stu Miller, R (7, 1) OBP: 0.333, SLG: 0.333										1	0	0	0	0	0	0				
Tom Haller, L (7, 2) OBP: 0.370, SLG: 0.487										2	1	1	0	0	0	0				
Inning Stats	R: 1 E: 1 K: 1 S: 6	H: 1 LOB: 1 BB: 1 P: 10	R: 0 E: 0 K: 2 S: 7	H: 0 LOB: 1 BB: 1 P: 11	R: 0 E: 0 K: 1 S: 6	H: 0 LOB: 2 BB: 1 P: 10	R: 0 E: 0 K: 0 S: 3	H: 0 LOB: 0 BB: 0 P: 3	R: 0 E: 0 K: 1 S: 5	H: 0 LOB: 0 BB: 0 P: 5	R: 2 E: 0 K: 1 S: 8	H: 3 LOB: 1 BB: 0 P: 8	R: 4 E: 0 K: 0 S: 7	H: 4 LOB: 0 BB: 0 P: 7	R: 0 E: 0 K: 0 S: 3	H: 0 LOB: 0 BB: 0 P: 3	1B: 4 2B: 1 3B: 0 HR: 4	SF: 0 SAC: 1 DP: 0 HBP: 0	WP: 0 PB: 0 SB: 1 CS: 0	PA: 36
PITCHER	IP WLS BF H R ER SO BB IBB HBP BLK WP HR S P ERA WHIP																			
Cal McLish, R (1, 1) ERA: 5.13	6.2	L 31	8	6	6	0	3	0	0	0	0	0	3	40	52	8.10	1.650			
Dallas Green, R (7, 1) ERA: 3.57	0.1	2	1	1	1	0	0	0	0	0	1	2	2	27.00	3.000					
Chris Short, L (8, 1) ERA: 3.41	1.0	3	0	0	0	0	0	0	0	0	0	3	3	0.00	0.000					



Batter	1	2	3	4	5	6	7	8	9	AB	R	H	RBI	BB	SO	LOB	TOP										
Tony Taylor, R OBP: 0.361, SLG: 0.358 (1, 4)	0-0 6-3		0-0 5-3		4-0 BB 1B BB		0-3 K		0-3 K	4	0	0	0	1	2	2	Philadelphia Phillies @ San Francisco Giants Candlestick Park, San Francisco, CA Fri May 25 1962, 10:05 PM EDT Att: 11,538 - Unknown										
Johnny Callison, L OBP: 0.385, SLG: 0.566 (1, 9)	0-0 SF9 3B		0-0 1B		0-0 1-2 1B		0-0 4-3	0-0 1-H 2-H HR	5	2	4	3	0	0	0												
Ted Savage, R OBP: 0.388, SLG: 0.466 (1, 7)	0-0 SF9		0-0 5-3		4-0 1-2 2-3 BB		0-0 1B 2B	0-3 K	3	1	1	1	1	1	2												
Roy Sievers, R OBP: 0.298, SLG: 0.232 (1, 3)	0-0 3-H F5		0-0 F7		0-3 K		0-0 F9	4-0 BB	4	0	0	0	1	1	4												
Mel Roach, R OBP: 0.276, SLG: 0.269 (1, 5)		0-0 5-3		0-0 F5		0-0 F4		0-0 2-H HR 1B	0-0 1-3	5	1	1	1	0	0	1											
Tony Gonzalez, L OBP: 0.406, SLG: 0.523 (1, 8)		0-0 4-3		0-0 1B		0-0 F8		0-0 1-H HR		4	1	2	2	0	0	0											
Sammy White, R OBP: 0.258, SLG: 0.393 (1, 2)		0-0 1B		0-0 F5		0-0 F3		0-3 K		4	0	1	0	0	1	1											
Bobby Wine, R OBP: 0.214, SLG: 0.250 (1, 6)		0-3 K		0-0 F7		0-0 F6		0-0 WP HR 1B 1B		4	1	1	0	0	1	1											
Jack Hamilton, R OBP: 0.174, SLG: 0.095 (5, 1) Frank Sullivan, R (7, PH) Jackie Davis, R OBP: 0.348, SLG: 0.389 (7, 1) Jim Owens, R OBP: 0.143, SLG: 0.144 (9, PH) Don Diemeter, R OBP: 0.156, SLG: 0.153 (9, PH) Dallas Green, L OBP: 0.133, SLG: 0.133 (9, PH)			0-3 K		0-3 K		0-3 K		0-0 1-2 HR 1B	2	0	0	0	0	2	0		livebaseballscores.com									
Inning Stats	R: 1 E: 0 K: 0 S: 4	H: 1 LOB: 0 BB: 0 P: 4	R: 0 E: 0 K: 1 S: 6	H: 1 LOB: 1 BB: 0 P: 6	R: 0 E: 0 K: 1 S: 6	H: 1 LOB: 1 BB: 0 P: 6	R: 0 E: 0 K: 2 S: 8	H: 0 LOB: 0 BB: 2 P: 16	R: 0 E: 0 K: 0 S: 3	H: 0 LOB: 0 BB: 0 P: 3	R: 0 E: 0 K: 2 S: 7	H: 0 LOB: 0 BB: 0 P: 7	R: 3 E: 0 K: 1 S: 8	H: 3 LOB: 0 BB: 0 P: 8	R: 3 E: 0 K: 2 S: 10	H: 3 LOB: 1 BB: 1 P: 14			1B: 7 2B: 1 3B: 1 HR: 2	SF: 1 SAC: 0 DP: 0 HBP: 0	WP: 1 PB: 0 SB: 0 CS: 0	PA: 41					
PITCHER	IP	WLS	BF	H	R	ER	SO	BB	IBB	HBP	BLK	WP	HR	S	P	ERA	WHIP										
Billy Pierce, L ERA: 3.23 Stu Miller, R ERA: 2.33	(1, 1)	8.1	W	38	11	7	7	8	2	0	0	0	1	2	60	7.56	1.560										
(9, 1)	0.2	S	3	0	0	0	1	1	0	0	0	0	0	4	8	0.00	1.500										

Batter	1	2	3	4	5	6	7	8	9	AB	R	H	RBI	BB	SO	LOB	BOTTOM										
Harvey Kuenn, R OBP: 0.397, SLG: 0.404 (1, 7)	0-3 K		4-0 SH 1-2 HR BB	0-3 K CS		0-0 6-3		0-0 F9		4	1	0	0	1	2	2	Philadelphia Phillies @ San Francisco Giants Candlestick Park, San Francisco, CA Fri May 25 1962, 10:05 PM EDT Att: 11,538 - Unknown										
Chuck Hillier, L OBP: 0.344, SLG: 0.318 (1, 4)	4-0 WP WP BB		0-0 SH 1-3 2-H HR	0-0 CS 1-2	4-0 HR BB	0-0 E4 1B		0-0 F9		2	3	0	0	2	0	0											
Willie Mays, R OBP: 0.413, SLG: 0.626 (1, 8)	4-0 1-2 WP BB		0-0 2-H 3-H HR		0-3 K	0-0 2-H 3-H 1B E		4-0 BB		3	2	2	4	2	1	1											
Orlando Cepeda, R OBP: 0.380, SLG: 0.634 (1, 3)	0-0 F7		0-0 F4		0-0 1-H HR	0-0 1-H 1B		0-0 F2		5	1	2	3	0	0	3											
Felipe Alou, R OBP: 0.367, SLG: 0.520 Matty Alou, L OBP: 0.326, SLG: 0.289 (1, 9) (7, 9)	0-0 F9		0-0 F9		0-0 1-3 1B		4-0 1B BB		0-0 F9	3	0	1	0	0	0	2											
Ed Bailey, L OBP: 0.372, SLG: 0.523 (1, 2)		0-0 F5		0-0 2B		0-0 L3		0-0 F6		4	0	1	0	0	0	2											
Jim Davenport, R OBP: 0.350, SLG: 0.444 (1, 5)		0-0 F6		0-3 K		4-0 SH1-4 E BB		0-0 F4		3	1	0	0	1	1	2											
Jose Pagan, R OBP: 0.314, SLG: 0.383 (1, 6)		0-0 F9		0-3 K		1-0 SH1-4 E HBP		0-0 1-2 1B		3	1	1	0	0	1	0											
Billy Pierce, L OBP: 0.381, SLG: 0.278 Stu Miller, R OBP: 0.333, SLG: 0.333 (1, 1) (9, 1)			4-0 SH BB BB		0-3 K		0-0 SH1-4 1-2 2-3	0-0 4-3		2	1	0	0	1	1	2											
Inning Stats	R: 0 E: 0 K: 1 S: 5	H: 0 LOB: 2 BB: 2 P: 13	R: 0 E: 0 K: 0 S: 3	H: 0 LOB: 0 BB: 0 P: 3	R: 4 E: 1 K: 1 S: 8	H: 2 LOB: 1 BB: 2 P: 16	R: 0 E: 0 K: 3 S: 9	H: 0 LOB: 0 BB: 0 P: 9	R: 2 E: 0 K: 1 S: 6	H: 2 LOB: 0 BB: 1 P: 10	R: 4 E: 3 K: 0 S: 5	H: 2 LOB: 1 BB: 1 P: 10	R: 0 E: 0 K: 0 S: 4	H: 1 LOB: 2 BB: 1 P: 8	R: 0 E: 0 K: 0 S: 3	H: 0 LOB: 1 BB: 1 P: 7		1B: 4 2B: 2 3B: 0 HR: 2	SF: 0 SAC: 2 DP: 1 HBP: 1	WP: 2 PB: 1 SB: 0 CS: 1	PA: 41						
PITCHER	IP	WLS	BF	H	R	ER	SO	BB	IBB	HBP	BLK	WP	HR	S	P	ERA	WHIP										
Jack Hamilton, R ERA: 6.05 Frank Sullivan, R ERA: 5.91 Jim Owens, R ERA: 7.11	(1, 1)	4.1	L	22	3	6	6	6	5	0	0	0	0	7	12	0.00	2.400										
(5, 1)	1.2	9	3	4	0	0	1	0	1	0	0	0	0	7	15	0.00	1.500										
(7, 1)	2.0	9	1	0	0	0	2	0	0	0	0	0	0	7	15	0.00	1.500										



Batter	1	2	3	4	5	6	7	8	9	10	AB	R	H	RBI	BB	SO	LOB	TOP	
Jim Hickman, R OBP: 0.355, SLG: 0.462 (1, 8)	F8	K				G6-4-3			4-3		5	0	1	0	0	1	2		
Charlie Neal, R OBP: 0.327, SLG: 0.396 (1, 4)	1B		5-3	SF9			5-3			F9	4	1	1	1	0	0	0		
Cliff Cook, R OBP: 0.251, SLG: 0.409 (1, 5)	1B		6-3	F9							4	0	0	0	0	2	2		
Felix Mantilla, R OBP: 0.372, SLG: 0.466 (7, 5)	K						K			HR	1	1	1	1	0	0	0		
Frank Thomas, R OBP: 0.307, SLG: 0.694 (1, 7)	1B		2B	1B		5-3		6-3		B1-3	5	1	2	0	0	0	0		
Gil Hodges, R OBP: 0.302, SLG: 0.561 (1, 3)	1B		1B			K			5-3		5	1	3	1	0	1	0		
Elio Chacon, R OBP: 0.284, SLG: 0.284 (1, 6)	1B		2B			F4		G3		F8	5	0	1	2	0	1	3		
Joe Christopher, R OBP: 0.125, SLG: 0.292 (1, 9)		K		F9				6-3			4	1	1	1	0	1	1		
Harry Chitt, R OBP: 0.409, SLG: 0.400 (1, 2)								HR											
Rod Kanehl, R OBP: 0.353, SLG: 0.375 (4, PR)	F9										2	0	1	0	0	0	0		
Sammy Taylor, L OBP: 0.284, SLG: 0.246 (4, 2)				1B	SF9	1B		FC6-5	2B		2	0	1	0	0	1	0		
Jay Hook, L OBP: 0.304, SLG: 0.273 (1, 1)								FC6-5			4	0	1	0	0	2	2		
Inning Stats	R: 1 E: 0 K: 2 S: 10	H: 3 LOB: 2 BB: 0 P: 10	R: 0 E: 0 K: 2 S: 8	H: 1 LOB: 1 BB: 0 P: 8	R: 2 E: 0 K: 1 S: 6	H: 3 LOB: 1 BB: 0 P: 6	R: 1 E: 0 K: 1 S: 7	H: 2 LOB: 0 BB: 0 P: 7	R: 0 E: 0 K: 1 S: 5	H: 0 LOB: 0 BB: 0 P: 5	R: 0 E: 0 K: 0 S: 3	H: 0 LOB: 0 BB: 0 P: 3	R: 0 E: 0 K: 2 S: 7	H: 0 LOB: 0 BB: 0 P: 7	R: 1 E: 0 K: 0 S: 5	H: 2 LOB: 1 BB: 0 P: 5	1B: 9 2B: 2 3B: 0 HR: 2	SF: 1 SAC: 0 DP: 1 HBP: 0	WP: 0 PA: 42
PITCHER	IP WLS BF H R ER SO BB IBB HBP BLK WP HR S P ERA WHIP																		
Billy O'Dell, L ERA: 3.1 (1, 1)	3.0	16	7	3	3	4	0	0	0	0	0	0	0	0	1	21	21	4.50	1.000
Gaylord Perry, R ERA: 5.61 (4, 1)	4.0	15	4	2	2	3	0	0	0	0	0	0	0	0	1	21	21	4.50	1.000
Don Larsen, R ERA: 5.6 (8, 1)	3.0	11	2	1	1	2	0	0	0	0	0	0	0	0	1	15	15	3.00	0.667

New York Mets @ San Francisco Giants
Candlestick Park, San Francisco, CA
Sat May 26 1962, 6:33 AM EDT
Att. 18,791 - Unknown

livebaseballscores.com

AB 41
R 6
H 13
RBI 6
BB 0
SO 9
LOB 10



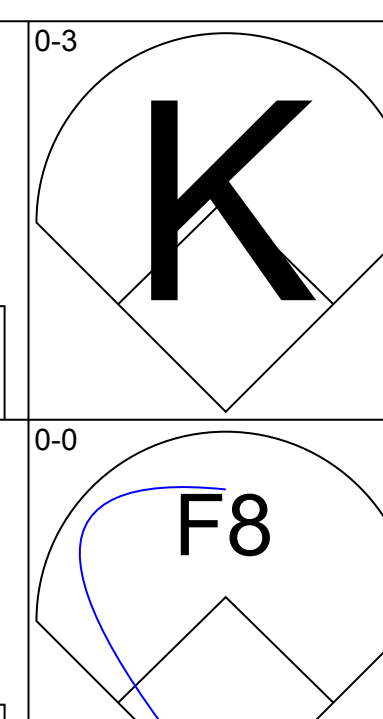
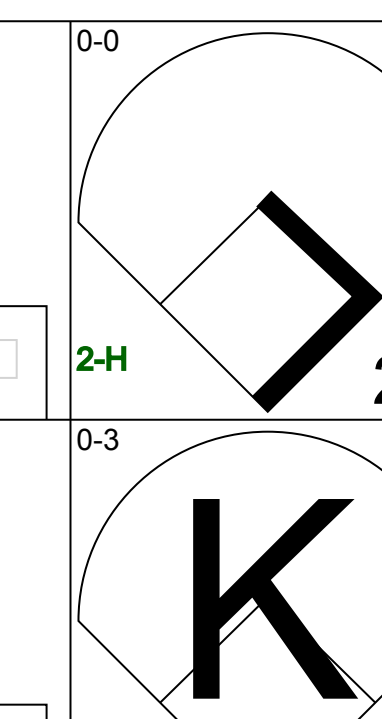
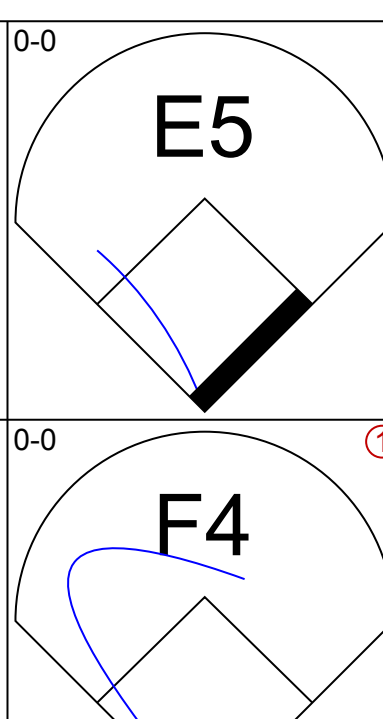
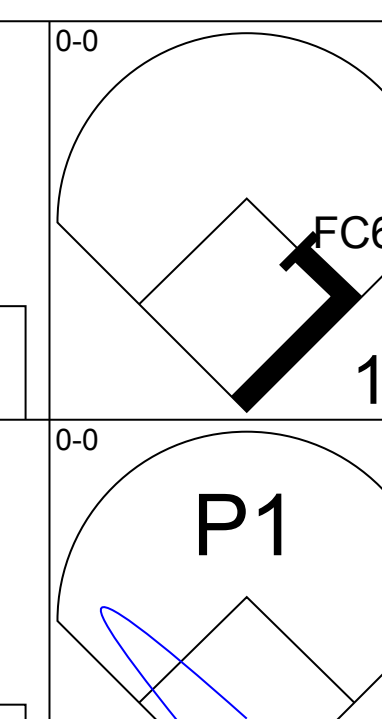
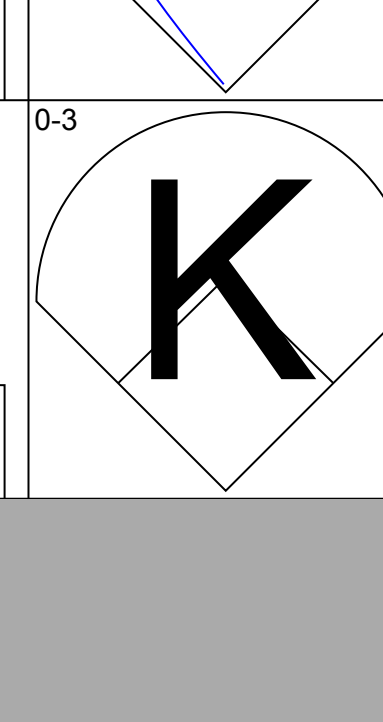

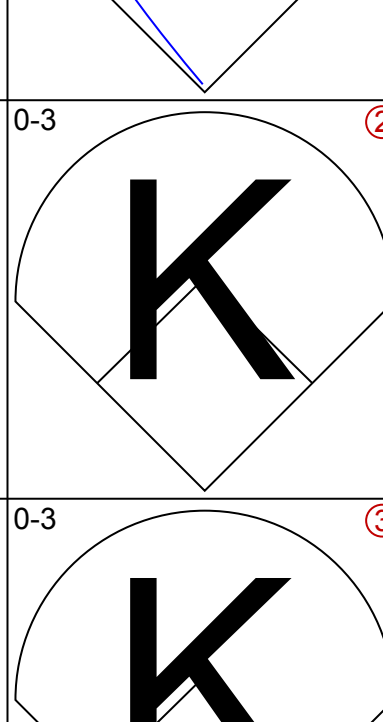
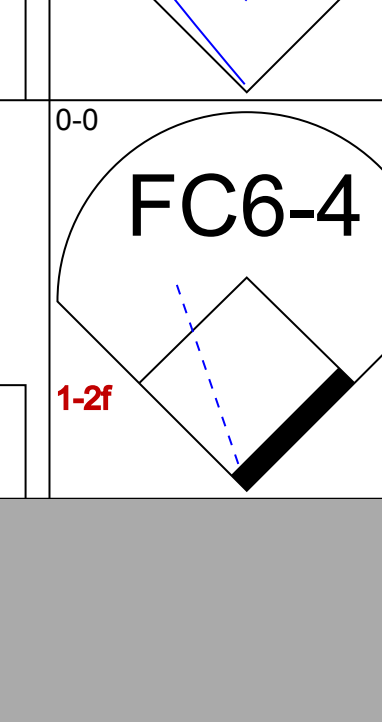

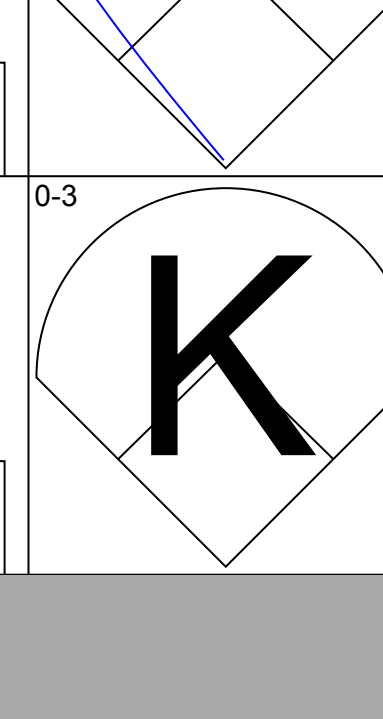


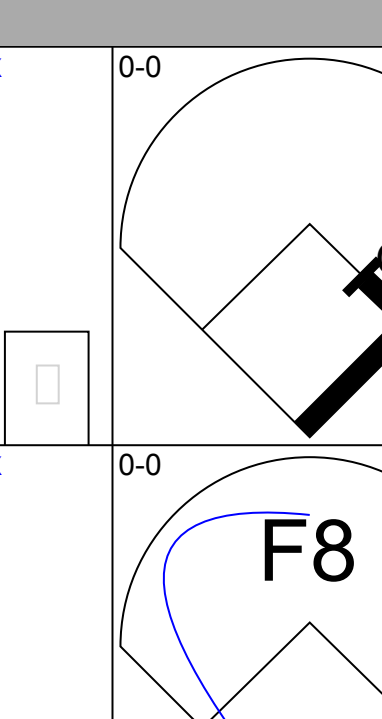
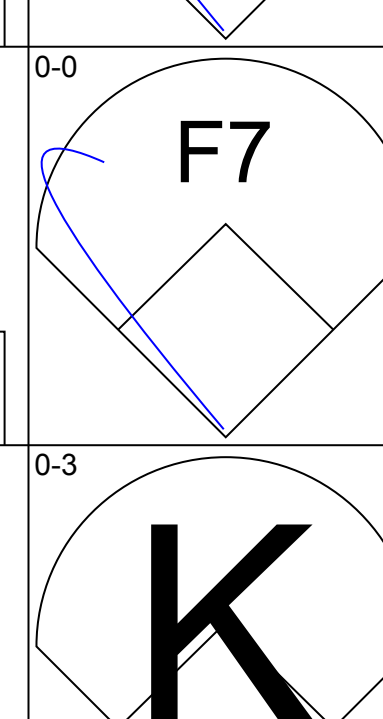

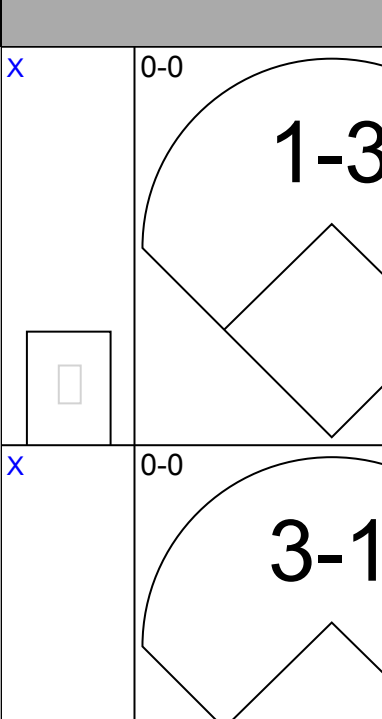


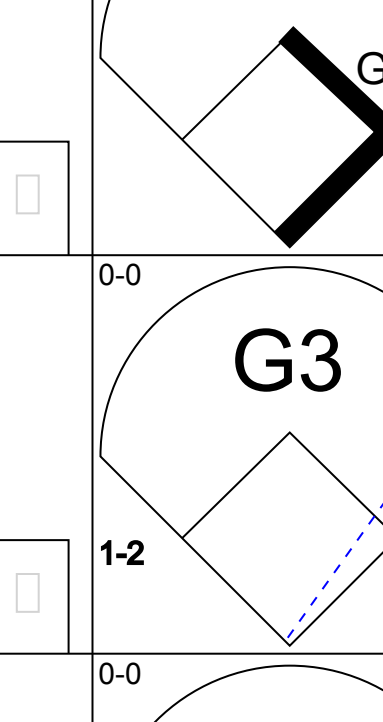
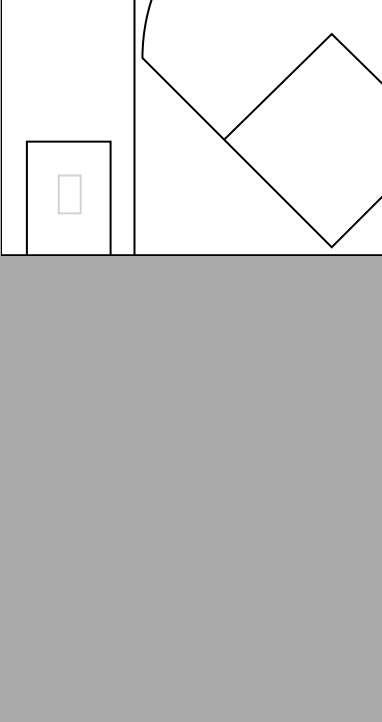

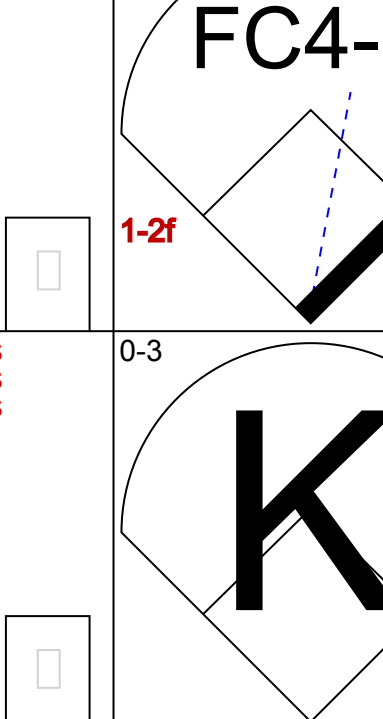
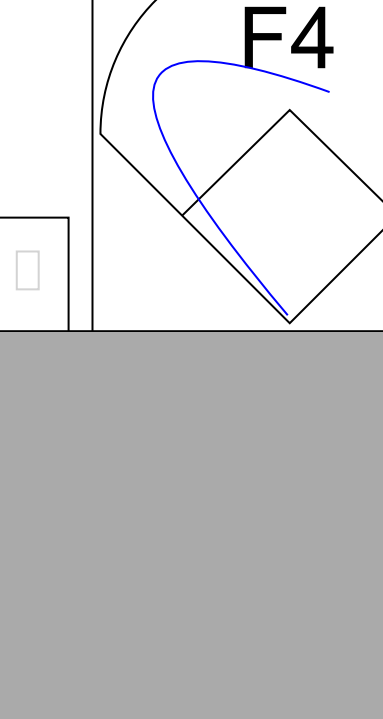

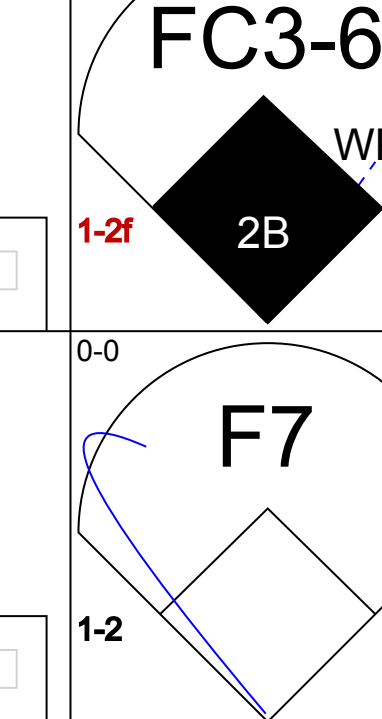
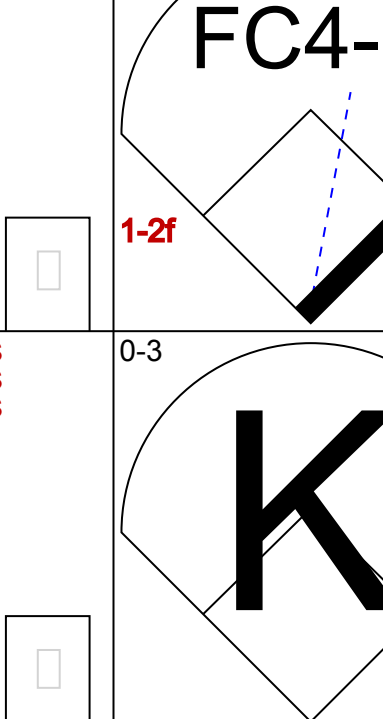
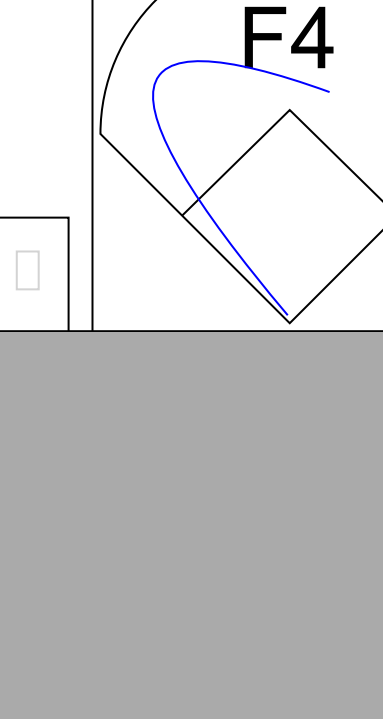
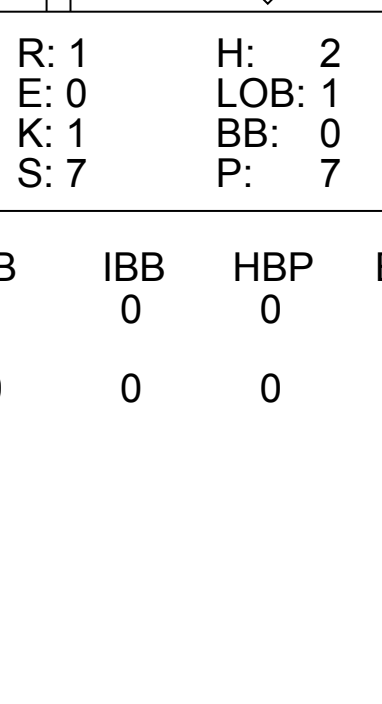
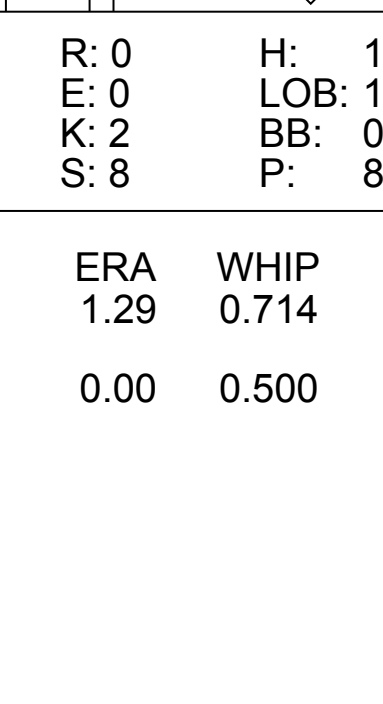
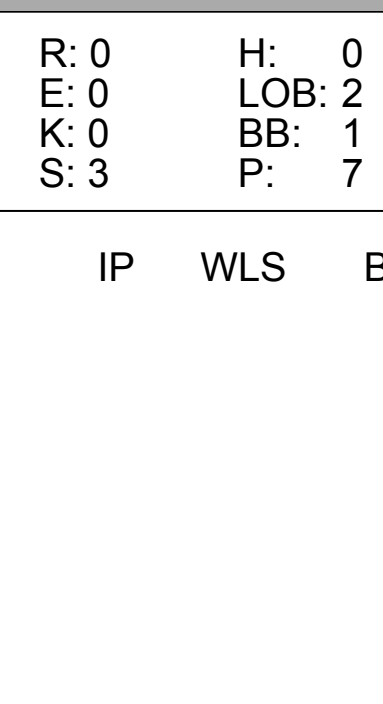
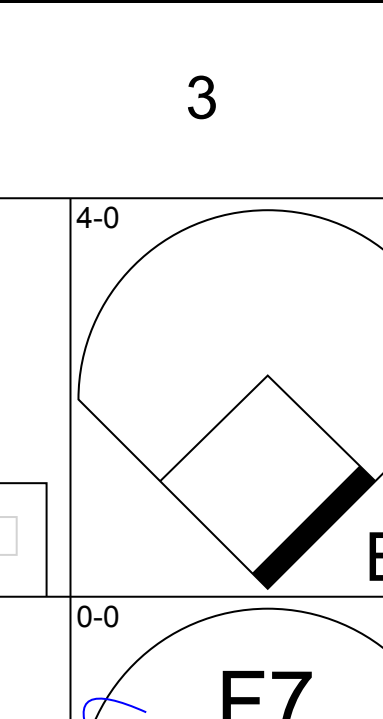
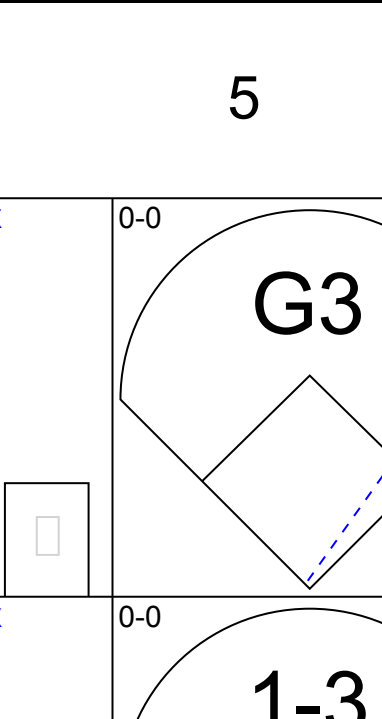

Batter	1	2	3	4	5	6	7	8	9	10	AB	R	H	RBI	BB	SO	LOB	BOTTOM					
Harvey Kuenn, R OBP: 0.397, SLG: 0.412 (1, 7)	6-3										5	0	2	2	0	0	0						
Ernie Bowman, R (10, PR)		2B									0	0	0	0	0	0	0						
Chuck Hiller, L OBP: 0.335, SLG: 0.309 (1, 4)	4-3	1-3									5	1	0	0	0	0	2						
Willie Mays, R OBP: 0.423, SLG: 0.679 (1, 8)	1B										4	3	3	3	1	0	0						
Orlando Cepeda, R OBP: 0.376, SLG: 0.626 (1, 3)											4	0	1	1	0	1	0						
Felipe Alou, R OBP: 0.358, SLG: 0.507 (1, 9)	F8										4	1	0	0	0	0	2						
Ed Bailey, L OBP: 0.389, SLG: 0.513 (1, 2)											4	0	1	0	0	0	1						
Jim Davenport, R OBP: 0.360, SLG: 0.453 (1, 5)											4	1	3	1	0	0	0						
Manny Mota, R OBP: 0.263, SLG: 0.226 (9, PR)											0	0	0	0	0	0	0						
Jose Pagan, R OBP: 0.307, SLG: 0.373 (1, 6)											4	1	0	0	0	0	4						
Billy O'Dell, S OBP: 0.200, SLG: 0.130 (1, 1)											0	0	0	0	0	0	0						
Gaylord Perry, R (4, 1)											1	0	0	0	0	0	0						
Matty Alou, L OBP: 0.318, SLG: 0.282 (7, PH)											1	0	0	0	0	0	0						
Don Larsen, R OBP: 0.273, SLG: 0.273 (8, 1)											1	0	0	0	0	0	1						
Inning Stats	R: 0 E: 0 K: 0 S: 4	H: 1 LOB: 2 BB: 1 P: 8	R: 2 E: 0 K: 0 S: 6	H: 3 LOB: 1 BB: 0 P: 6	R: 1 E: 0 K: 0 S: 4	H: 1 LOB: 0 BB: 0 P: 4	R: 0 E: 0 K: 0 S: 3	H: 0 LOB: 0 BB: 0 P: 3	R: 0 E: 0 K: 0 S: 3	H: 0 LOB: 0 BB: 0 P: 3	R: 1 E: 1 K: 1 S: 7	H: 1 LOB: 1 BB: 0 P: 7	R: 0 E: 0 K: 0 S: 3	H: 0 LOB: 0 BB: 0 P: 3	R: 1 E: 0 K: 0 S: 4	H: 1 LOB: 0 BB: 0 P: 4	R: 0 E: 0 K: 0 S: 3	H: 1 LOB: 1 BB: 0 P: 3	R: 2 E: 0 K: 0 S: 3	H: 2 LOB: 1 BB: 0 P: 3	1B: 6 2B: 1 3B: 1 HR: 2	SF: 0 SAC: 1 DP: 0 HBP: 0	WP: 0 PA: 39
PITCHER	IP WLS BF H R ER SO BB IBB HBP BLK WP HR S P ERA WHIP																						
Jay Hook, R ERA: 4.33 (1, 1)	9.1	39	10	7	6	1	1	0	0	0	0	0	2	40	44	5.79	1.179						

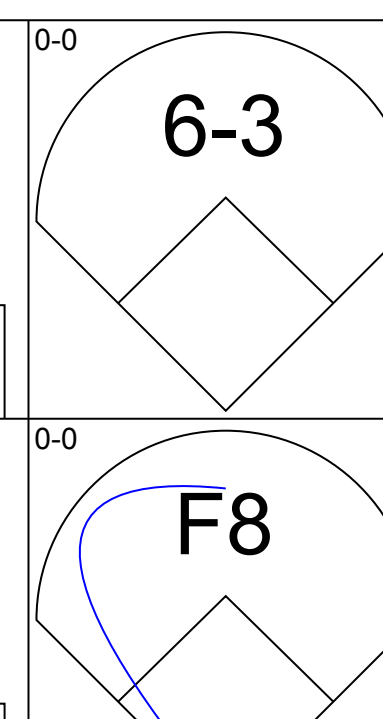
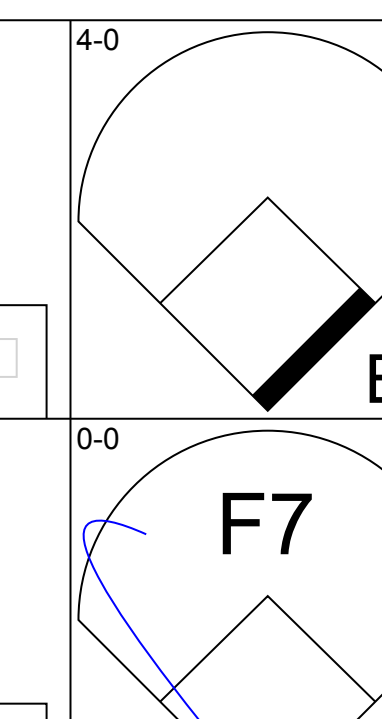
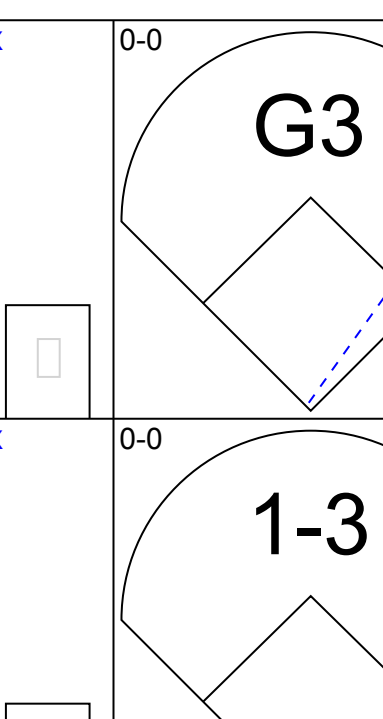
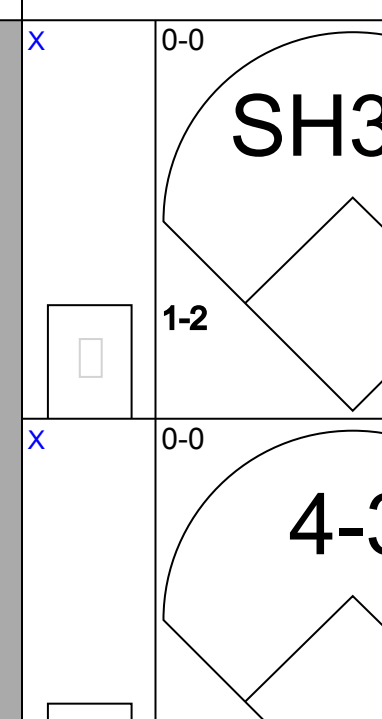
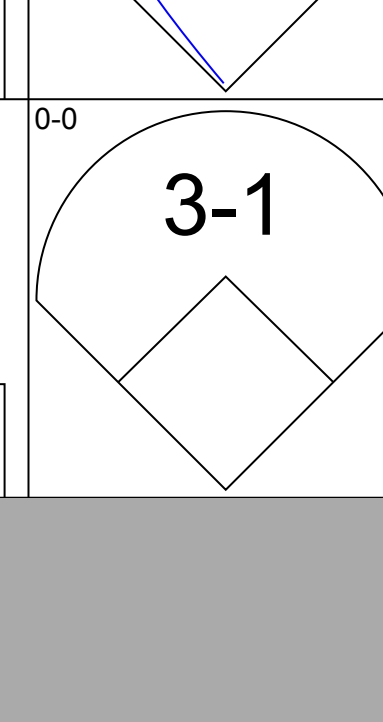

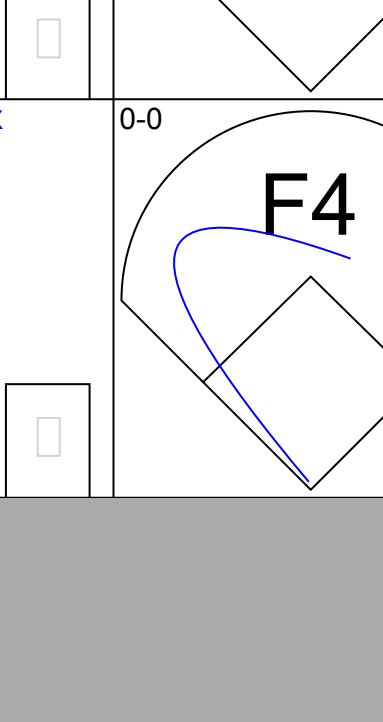
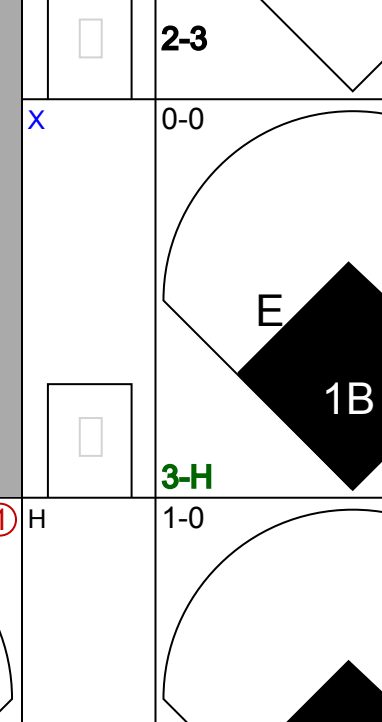

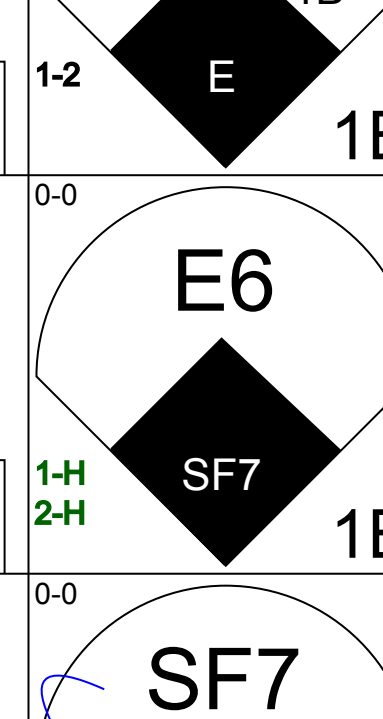

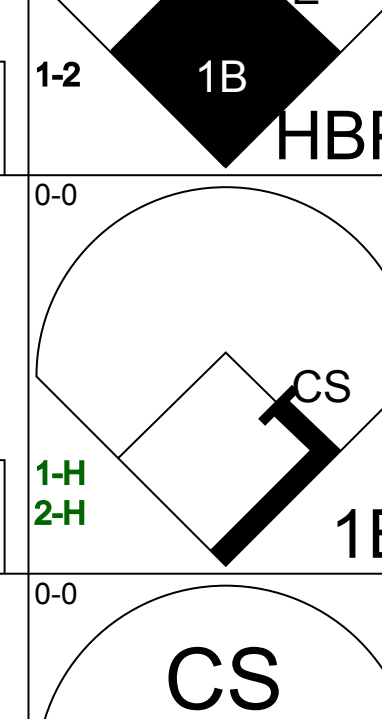
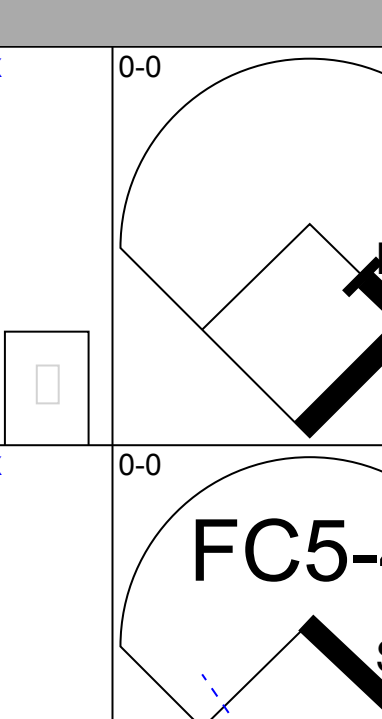
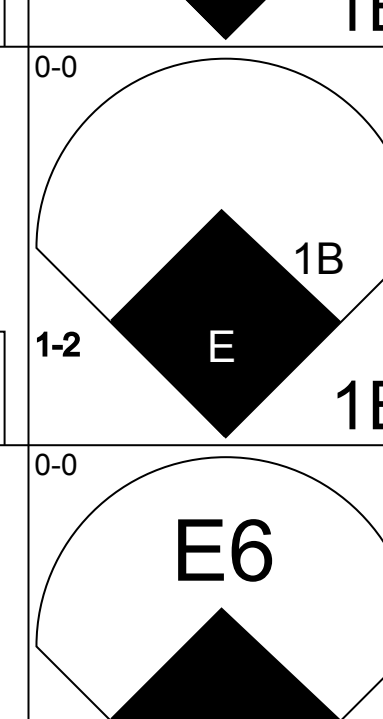

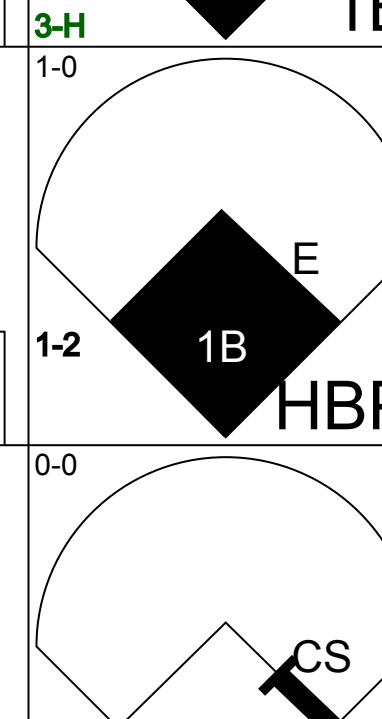
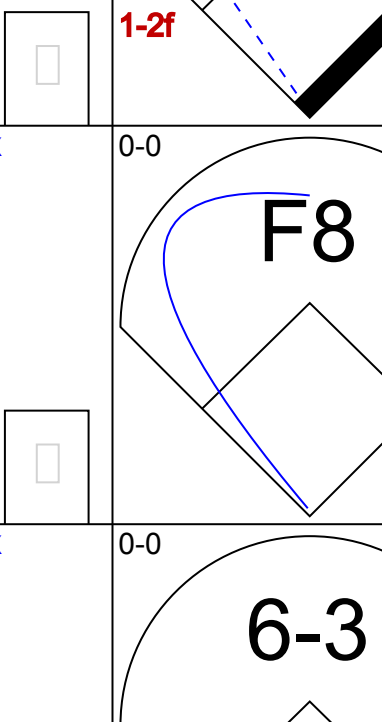
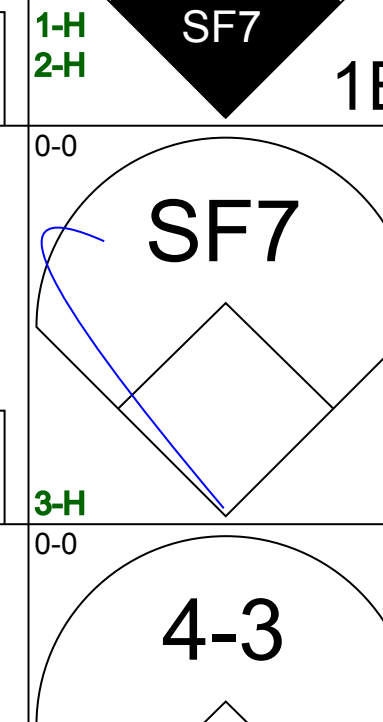

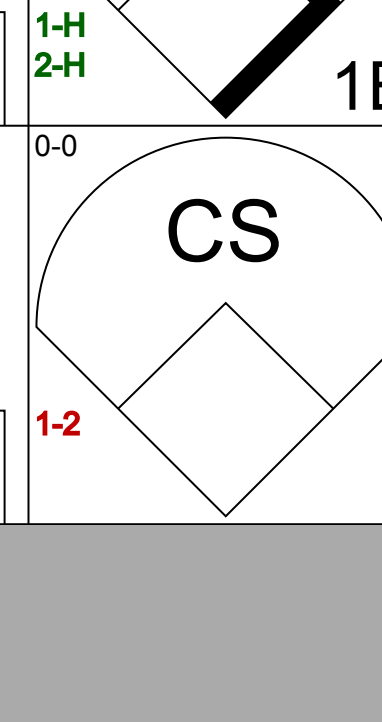


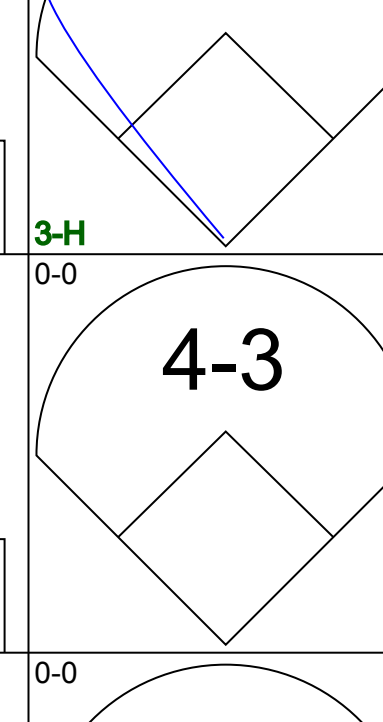
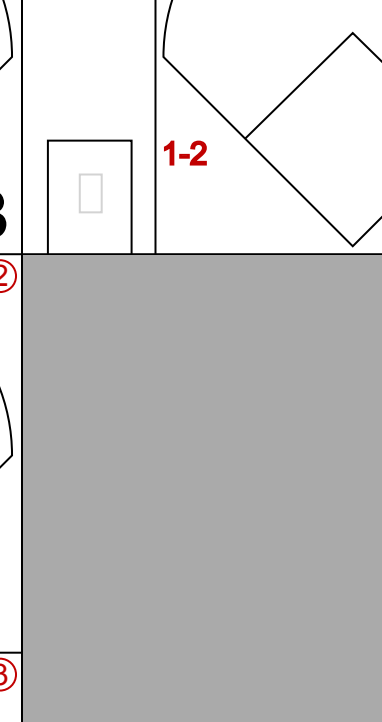
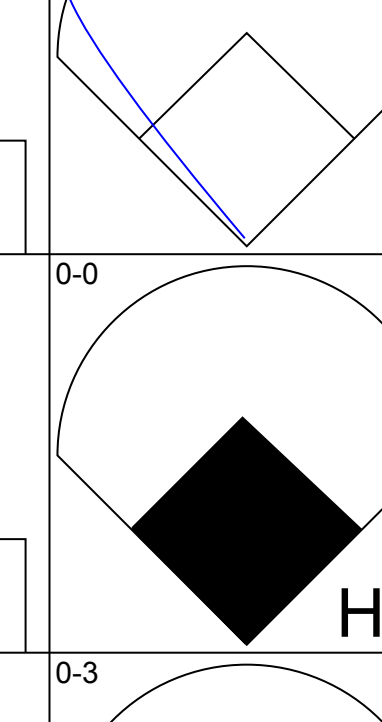

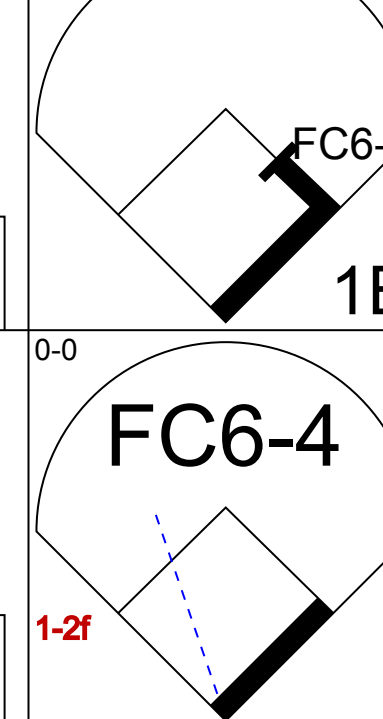

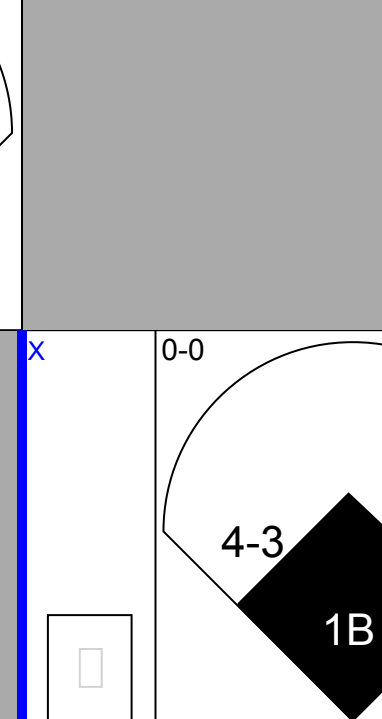
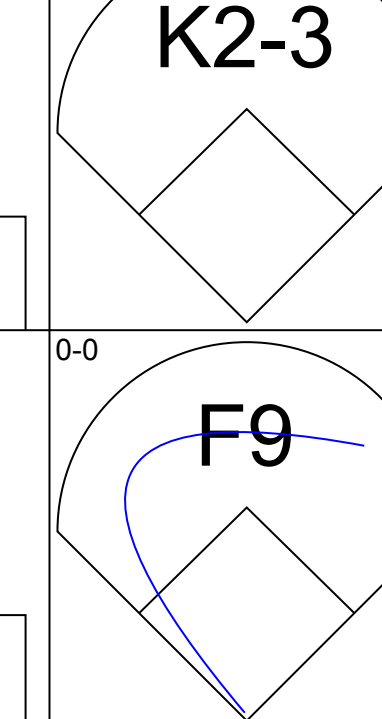
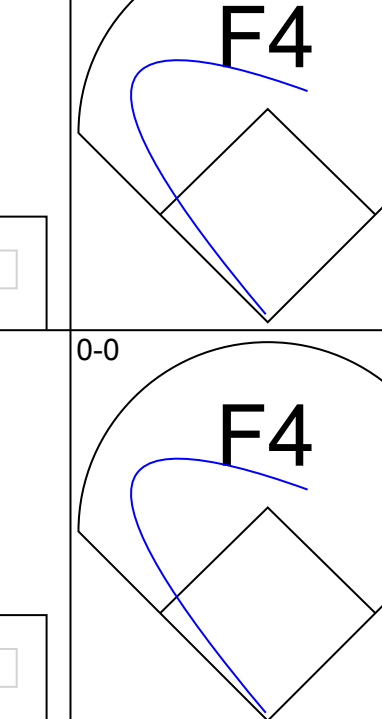
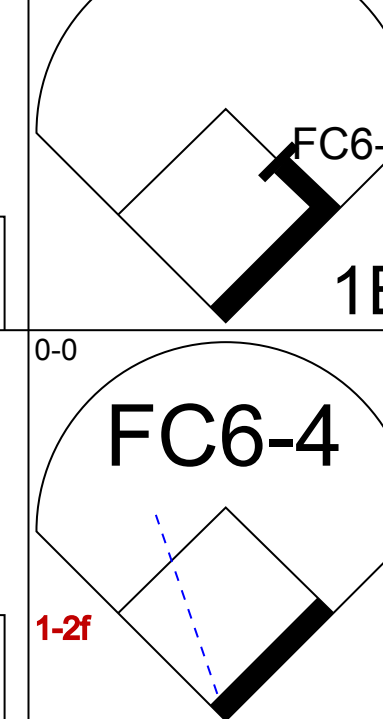

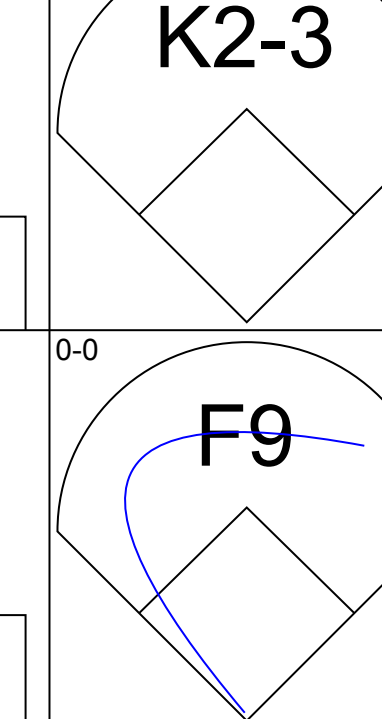
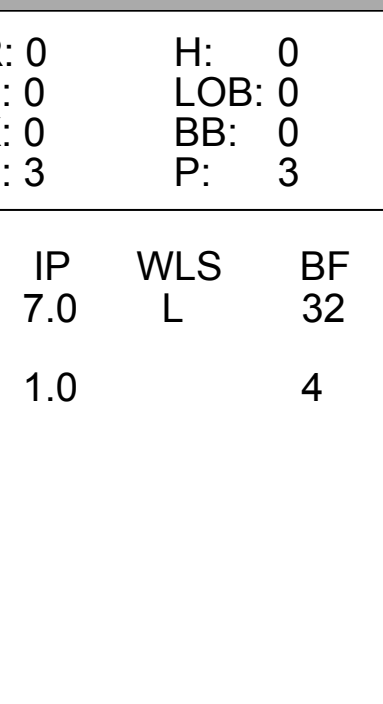
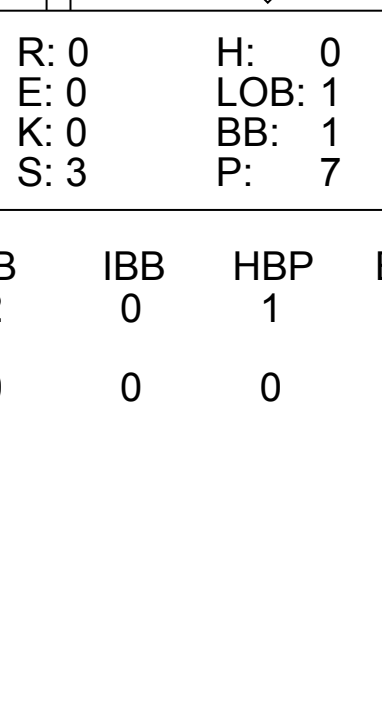
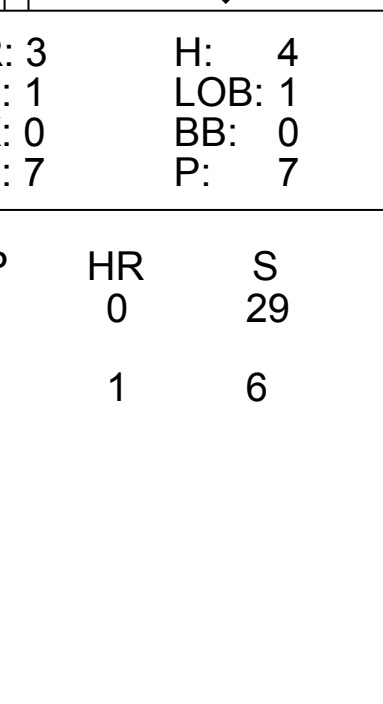
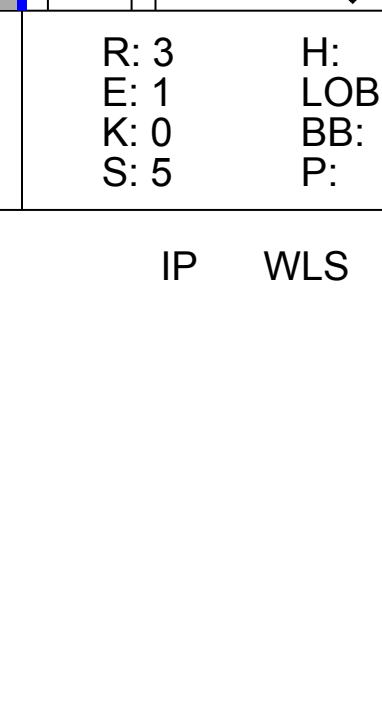
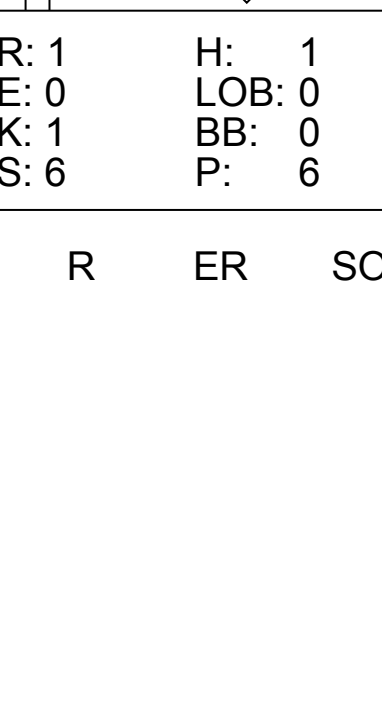
New York Mets @ San Francisco Giants
Candlestick Park, San Francisco, CA
Sat May 26 1962, 6:33 AM EDT
Att. 18,791 - Unknown

livebaseballscores.com

AB 37
R 7
H 10
RBI 7
BB 1
SO 1
LOB 10



Batter	1	2	3	4	5	6	7	8	9	AB	R	H	RBI	BB	SO	LOB	TOP				
Richie Ashburn, L (1, 8) OBP: 0.484, SLG: 0.431										4	0	2	1	0	1	0	New York Mets @ San Francisco Giants Candlestick Park, San Francisco, CA Sun May 27 1962, 6:33 AM EDT Unknown livebaseballscores.com				
Felix Mantilla, R (1, 4) OBP: 0.361, SLG: 0.450										4	0	0	0	0	1	3					
Cliff Cook, R (1, 5) OBP: 0.240, SLG: 0.375										4	0	0	0	0	2	2					
Frank Thomas, R (1, 7) OBP: 0.383, SLG: 0.682										4	0	1	0	0	1	1					
Ed Bouchee, L (1, 3) OBP: 0.346, SLG: 0.349										4	0	0	0	0	1	1					
Joe Christopher, R (1, 9) Jim Hickman, R (7, PR) OBP: 0.352, SLG: 0.457										2	0	0	0	1	2	1					
Elio Chacon, R (1, 6) Rod Kanehl, R (7, 6) OBP: 0.362, SLG: 0.296										3	0	2	0	0	0	1					
Sammy Taylor, L (1, 2) OBP: 0.273, SLG: 0.235										3	1	0	0	0	0	4					
Roger Craig, R (1, 1) Mary Throneberry, L (8, PH) Bob Moorhead, R (8, 1)										2	0	0	0	0	1	2					
Inning Stats	R: 0 E: 0 K: 2 S: 7	H: 0 LOB: 0 BB: 0 P: 7	R: 0 E: 0 K: 1 S: 5	H: 1 LOB: 1 BB: 0 P: 5	R: 1 E: 0 K: 1 S: 7	H: 2 LOB: 1 BB: 0 P: 7	R: 0 E: 0 K: 1 S: 5	H: 0 LOB: 0 BB: 0 P: 5	R: 0 E: 0 K: 2 S: 8	H: 1 LOB: 1 BB: 0 P: 8	R: 0 E: 1 K: 0 S: 3	H: 0 LOB: 2 BB: 1 P: 7	R: 0 E: 0 K: 1 S: 6	H: 1 LOB: 1 BB: 0 P: 6	R: 0 E: 0 K: 0 S: 3	H: 0 LOB: 0 BB: 0 P: 3		1B: 4 2B: 2 3B: 0 HR: 0	SF: 0 SAC: 0 DP: 1 HBP: 0	WP: 1 PB: 0 SB: 0 CS: 1	PA: 33
PITCHER	IP	WLS	BF	H	R	ER	SO	BB	IBB	HBP	BLK	WP	HR	S	P	ERA	WHIP				
Jack Sanford, R (1, 1) ERA: 3.53	7.0	W	26	4	1	1	9	1	0	0	0	1	0	43	47	1.29	0.714				
Stu Miller, R (8, 1) ERA: 2.11	2.0	S	7	1	0	0	1	0	0	0	0	0	0	9	9	0.00	0.500				

Batter	1	2	3	4	5	6	7	8	9	AB	R	H	RBI	BB	SO	LOB	BOTTOM				
Harvey Kuenn, R (1, 7) OBP: 0.396, SLG: 0.405										2	0	0	0	1	0	0	New York Mets @ San Francisco Giants Candlestick Park, San Francisco, CA Sun May 27 1962, 6:33 AM EDT Unknown livebaseballscores.com				
Chuck Hiller, L (1, 4) OBP: 0.326, SLG: 0.302										4	0	0	0	0	0	2					
Willie Mays, R (1, 8) OBP: 0.424, SLG: 0.675										4	2	2	1	0	0	0					
Orlando Cepeda, R (1, 3) OBP: 0.385, SLG: 0.626										3	2	2	0	0	0	0					
Felipe Alou, R (1, 9) OBP: 0.367, SLG: 0.513										4	1	3	3	0	0	1					
Jim Davenport, R (1, 5) OBP: 0.356, SLG: 0.447										2	0	0	1	1	0	1					
Tom Haller, L (1, 2) OBP: 0.360, SLG: 0.535										4	1	1	1	0	0	3					
Jose Pagan, R (1, 6) OBP: 0.306, SLG: 0.371										4	0	1	0	0	1	2					
Jack Sanford, R (1, 1) OBP: 0.222, SLG: 0.200 Matty Alou, L (7, PH) Stu Miller, R (8, 1) OBP: 0.333, SLG: 0.300										2	0	0	0	0	0	1					
Inning Stats	R: 0 E: 0 K: 0 S: 3	H: 0 LOB: 0 BB: 0 P: 3	R: 0 E: 0 K: 0 S: 4	H: 1 LOB: 1 BB: 0 P: 4	R: 0 E: 0 K: 0 S: 3	H: 0 LOB: 1 BB: 1 P: 7	R: 3 E: 1 K: 0 S: 7	H: 4 LOB: 1 BB: 0 P: 7	R: 0 E: 0 K: 0 S: 3	H: 0 LOB: 0 BB: 0 P: 3	R: 0 E: 0 K: 0 S: 4	H: 1 LOB: 2 BB: 1 P: 8	R: 3 E: 1 K: 0 S: 5	H: 3 LOB: 0 BB: 0 P: 6	R: 1 E: 0 K: 1 S: 6	H: 1 LOB: 0 BB: 0 P: 6		1B: 9 2B: 0 3B: 0 HR: 1	SF: 1 SAC: 1 DP: 0 HBP: 1	WP: 0 PB: 0 SB: 0 CS: 1	PA: 37
PITCHER	IP	WLS	BF	H	R	ER	SO	BB	IBB	HBP	BLK	WP	HR	S	P	ERA	WHIP				
Roger Craig, R (1, 1) ERA: 5.62	7.0	L	32	9	6	2	0	2	0	1	0	0	1	29	38	2.57	1.571				
Bob Moorhead, R (8, 1) ERA: 5.06	1.0		4	1	1	1	1	0	0	0	0	0	1	6	6	9.00	1.000				

Batter	1	2	3	4	5	6	7	8	9	AB	R	H	RBI	BB	SO	LOB	TOP				
Richie Ashburn, L (1, 8) OBP: 0.493, SLG: 0.473	4-0 BB F8		0-0 6-3			0-0 PO 3B	0-3 K2-3		0-0 1B	4	0	2	1	1	1	0					
Rod Kanehl, R (1, 5) OBP: 0.273, SLG: 0.286	0-0 F8		0-0 6-3			0-0 PO	0-0 E6 BB		0-0 F7	5	1	0	0	0	0	3					
Felix Mantilla, R (1, 4) OBP: 0.358, SLG: 0.439	0-0 6-3		0-0 5-3				4-0 BB E BB		0-0 F3	3	0	0	0	1	0	0					
Frank Thomas, R (1, 7) OBP: 0.380, SLG: 0.671		0-0 F7		0-0 5-3			0-0 E5 BB		0-0 1B	4	0	1	0	0	0	2					
Gil Hodges, R (1, 3) OBP: 0.377, SLG: 0.536		0-0 F9		0-0 F3			0-3 K		0-0 F8	3	0	0	0	0	1	3					
Ed Bouchee, L (8, PH) OBP: 0.341, SLG: 0.344										1	0	0	0	0	0	1					
Harry Chiti, R (1, 2) OBP: 0.385, SLG: 0.375		0-0 BB HR		0-0 6-3			0-3 K		0-0 6-3	4	1	1	0	0	1	4					
Elio Chacon, R (1, 6) OBP: 0.367, SLG: 0.290		4-0 HR BB		0-0 1-3			4-0 1-2 2-3 3-H BB		0-0 F2	2	1	0	1	2	0	0					
Jim Hickman, R (1, 9) OBP: 0.348, SLG: 0.479		0-0 HR		0-0 F8			0-0 F7		0-0 6-3	4	1	1	3	0	0	3					
Al Jackson, L (1, 1) OBP: 0.111, SLG: 0.059		0-3 K		0-0 3B			0-3 K		0-0 1B	3	1	1	0	0	2	0					
Craig Anderson, R (8, 1)										0	0	0	0	0	0	0					
Bob Miller, R (8, 1) OBP: 0.200, SLG: 0.200										0	0	0	0	0	0	0					
Mary Throneberry, L (9, PH) OBP: 0.303, SLG: 0.115										1	0	1	0	0	0	0					
Inning Stats	R: 0 E: 0 K: 0 S: 2	H: 0 LOB: 0 BB: 1 P: 6	R: 3 E: 0 K: 1 S: 7	H: 2 LOB: 0 BB: 1 P: 11	R: 0 E: 0 K: 0 S: 3	H: 0 LOB: 0 BB: 0 P: 3	R: 0 E: 0 K: 0 S: 3	H: 0 LOB: 0 BB: 0 P: 3	R: 1 E: 0 K: 0 S: 4	H: 2 LOB: 0 BB: 0 P: 4	R: 1 E: 0 K: 2 S: 9	H: 0 LOB: 3 BB: 2 P: 17	R: 0 E: 0 K: 2 S: 7	H: 0 LOB: 0 BB: 0 P: 7	R: 0 E: 0 K: 0 S: 4	H: 1 LOB: 1 BB: 0 P: 4	R: 0 E: 0 K: 0 S: 5	H: 2 LOB: 2 BB: 0 P: 5	1B: 5 2B: 0 3B: 1 HR: 1	SF: 0 SAC: 0 DP: 0 HBP: 0	WP: 0 PA: 39
PITCHER	IP	WLS	BF	H	R	ER	SO	BB	IBB	HBP	BLK	WP	HR	S	P	ERA	WHIP				
Mike McCormick, L (1, 1) ERA: 6.31	5.0		19	4	4	4	1	2	0	0	0	0	1	19	27	7.20	1.200				
Jim Duffalo, R (6, 1) ERA: 2.45	3.0	W	14	1	1	0	4	2	0	0	0	0	0	20	28	0.00	1.000				
Stu Miller, R (9, 1) ERA: 2.01	1.0	S	5	2	0	0	0	0	0	0	0	0	0	5	5	0.00	2.000				

New York Mets @ San Francisco Giants
Candlestick Park, San Francisco, CA
Sun May 27 1962, 6:38 AM EDT
Att: 39,551 - Unknown

AB	34
R	5
H	7
RBI	5
BB	4
SO	5
LOB	16



Batter	1	2	3	4	5	6	7	8	9	AB	R	H	RBI	BB	SO	LOB	BOTTOM				
Harvey Kuenn, R (1, 7) OBP: 0.391, SLG: 0.400	0-0 4-3		0-0 F7-8					0-0 1B 2B 1B		4	1	1	0	0	0	0					
Manny Mota, R (1, 4) OBP: 0.250, SLG: 0.214	0-0 F8		0-0 5-3					0-0 F7		3	0	0	0	0	0	0					
Matty Alou, L (8, PH) OBP: 0.326, SLG: 0.293										1	0	0	0	0	0	1					
Tom Haller, L (9, 2) OBP: 0.360, SLG: 0.535										0	0	0	0	0	0	0					
Willie Mays, R (1, 8) OBP: 0.426, SLG: 0.677	0-0 F3			0-0 F9 1B 2B				0-0 F4		4	2	2	0	0	0	0					
Orlando Cepeda, R (1, 3) OBP: 0.392, SLG: 0.634		0-0 FC5-4 1B		0-0 F9				0-0 FC1-6-4 1B		4	1	3	1	0	0	1					
Felipe Alou, R (1, 9) OBP: 0.371, SLG: 0.513		0-0 FC5-4 1B		0-0 2B 1B				0-0 FC1-6-4 1-2 1B		4	2	2	3	0	0	2					
Jim Davenport, R (1, 5) OBP: 0.367, SLG: 0.458		0-0 1B		0-0 2B 1B				0-0 K		3	0	2	1	1	1	1					
Ed Bailey, L (1, 2) OBP: 0.432, SLG: 0.504		0-3 K		0-3 K				0-0 5-3		2	0	0	0	0	2	3					
Joe Pignatano, R (7, PH) OBP: 0.327, SLG: 0.250								0-0 F7		1	0	0	0	0	0	0					
Willie McCovey, L (8, PH) OBP: 0.432, SLG: 0.784								0-0 F7		1	0	0	0	0	0	1					
Stu Miller, R (9, 1) OBP: 0.250, SLG: 0.250								0-0 F9		0	0	0	0	0	0	0					
Jose Pagan, R (1, 6) OBP: 0.299, SLG: 0.362		0-0 5-3		0-0 1-3				0-0 F9		4	0	0	0	0	0	4					
Mike McCormick, L (1, 1) OBP: 0.250, SLG: 0.571			0-0 4-3					0-0 K		1	0	0	0	0	0	0					
Ernie Bowman, R (5, PH) ERA: 3.7								0-3 K		1	0	0	0	0	0	1					
Jim Duffalo, R (6, 1) ERA: 2.45								0-0 K		1	0	0	0	0	0	0					
Chuck Hiller, L (9, 4) OBP: 0.328, SLG: 0.302								0-0 K		0	0	0	0	0	0	0					
Inning Stats	R: 0 E: 0 K: 0 S: 3	H: 0 LOB: 0 BB: 0 P: 3	R: 0 E: 0 K: 1 S: 7	H: 2 LOB: 2 BB: 0 P: 7	R: 0 E: 0 K: 0 S: 3	H: 0 LOB: 0 BB: 0 P: 3	R: 2 E: 0 K: 1 S: 8	H: 3 LOB: 1 BB: 0 P: 8	R: 0 E: 0 K: 1 S: 5	H: 0 LOB: 0 BB: 0 P: 5	R: 0 E: 0 K: 1 S: 6	H: 1 LOB: 1 BB: 0 P: 6	R: 0 E: 0 K: 0 S: 3	H: 0 LOB: 0 BB: 0 P: 3	R: 4 E: 0 K: 0 S: 7	H: 4 LOB: 1 BB: 1 P: 11	1B: 7 2B: 3 3B: 0 HR: 0	SF: 0 SAC: 0 DP: 0 HBP: 0	WP: 1 PA: 35		
PITCHER	IP	WLS	BF	H	R	ER	SO	BB	IBB	HBP	BLK	WP	HR	S	P	ERA	WHIP				
Al Jackson, L (1, 1) ERA: 5.56	7.0		28	7	3	3	4	0	0	0	0	0	0	36	36	3.86	1.000				
Craig Anderson, R (8, 1) ERA: 3.7	0.1	L	4	3	2	2	0	0	0	0	0	0	0	4	4	54.00	9.000				
Bob Miller, R (8, 1) ERA: 4.59	0.2		3	0	1	0	0	1	0	0	0	1	0	2	6	0.00	1.500				

New York Mets @ San Francisco Giants
Candlestick Park, San Francisco, CA
Sun May 27 1962, 6:38 AM EDT
Att: 39,551 - Unknown

AB	34
R	6
H	10
RBI	5
BB	1
SO	4
LOB	13



Batter	1	2	3	4	5	6	7	8	9	10	11	12	AB	R	H	RBI	BB	SO	LOB	TOP								
Harvey Kuenn, R OBP: 0.393, SLG: 0.400 (1.7)	F9		G3-6-1 BB		FC6-4		E 1B 2B		4-3		F8	FC6-4 1BB		5	1	1	0	2	0	1								
Chuck Hiller, L OBP: 0.318, SLG: 0.291 (1.4)	F7		G3-6-1		4-3		E4 1B		4-3		E3 BB	FC6-4		7	0	0	0	0	0	7								
Willie Mays, R OBP: 0.433, SLG: 0.678 (1.8)	F6						1B SF8 2B		F7		S BB	G6-4-3 BB		4	1	2	1	2	0	0								
Orlando Cepeda, R OBP: 0.395, SLG: 0.630 (1.3)																												
Felipe Alou, R OBP: 0.369, SLG: 0.515 (1.9)	F8																											
Jim Davenport, R OBP: 0.379, SLG: 0.487 (1.5)																												
Ed Bailey, L OBP: 0.381, SLG: 0.498 (10, PH)																												
Bob Nieman, R OBP: 0.143, SLG: 0.167 (10, 2)																												
Tom Haller, L OBP: 0.353, SLG: 0.523 (10, 2)																												
Jose Pagan, R OBP: 0.306, SLG: 0.363 (1.6)																												
Juan Marichal, R OBP: 0.333, SLG: 0.321 (1.1)																												
Manny Mota, R OBP: 0.246, SLG: 0.211 (10, PH)																												
Stu Miller, R OBP: 0.200, SLG: 0.200 (10, 1)																												
Inning Stats	R: 0 E: 0 K: 3 S: 3	H: 0 LOB: 0 BB: 0 P: 3	R: 0 E: 0 K: 4 S: 4	H: 2 LOB: 1 BB: 0 P: 4	R: 0 E: 0 K: 3 S: 3	H: 1 LOB: 1 BB: 1 P: 7	R: 1 E: 0 K: 0 S: 5	H: 2 LOB: 1 BB: 0 P: 6	R: 0 E: 0 K: 0 S: 4	H: 1 LOB: 1 BB: 0 P: 4	R: 0 E: 0 K: 1 S: 5	H: 2 LOB: 2 BB: 0 P: 5	R: 1 E: 1 K: 1 S: 6	H: 2 LOB: 2 BB: 0 P: 6	R: 1 E: 0 K: 1 S: 7	H: 2 LOB: 1 BB: 0 P: 7	R: 0 E: 0 K: 0 S: 3	H: 0 LOB: 1 BB: 1 P: 7	R: 0 E: 1 K: 0 S: 4	H: 1 LOB: 2 BB: 1 P: 8	R: 0 E: 1 K: 0 S: 3	H: 0 LOB: 1 BB: 1 P: 7	R: 1 E: 1 K: 2 S: 10	H: 3 LOB: 3 BB: 1 P: 14	1B: 12 2B: 3 3B: 0 HR: 1	SF: 1 SAC: 2 DP: 3 HBP: 0	WP: 0 PB: 0 SB: 1 CS: 0	PA: 56
PITCHER	IP WLS BF H R ER SO BB IBB HBP BLK WP HR S P ERA WHIP	Cal McLish, R ERA: 4.65 Jack Baldschun, R ERA: 4.6 Chris Short, L ERA: 3.21	IP WLS BF H R ER SO BB IBB HBP BLK WP HR S P ERA WHIP													IP WLS BF H R ER SO BB IBB HBP BLK WP HR S P ERA WHIP												

San Francisco Giants @ Philadelphia Phillies
 Connie Mack Stadium, Philadelphia, PA
 Wed May 30 1962, 3:33 AM EDT
 Unknown

AB 48
 R 4
 H 16
 RBI 4
 BB 5
 SO 3
 LOB 30



Batter	1	2	3	4	5	6	7	8	9	10	11	12	AB	R	H	RBI	BB	SO	LOB	BOTTOM						
Tony Taylor, R OBP: 0.350, SLG: 0.354 (1.4)	5-3													5	1	1	0	1	0	0						
Johnny Callison, L OBP: 0.358, SLG: 0.525 (1.9)	K													5	0	1	1	0	2	1						
Tony Gonzalez, L OBP: 0.414, SLG: 0.528 (1.8)	PO 1B													4	0	1	0	1	1	1						
Wes Covington, L OBP: 0.259, SLG: 0.333 (7, PR)	PO													3	0	1	0	0	0	0						
Jackie Davis, R OBP: 0.341, SLG: 0.359 (8, 7)														2	0	0	0	0	0	3						
Roy Sievers, R OBP: 0.319, SLG: 0.306 (9, PR)														4	1	2	1	0	0	1						
Mel Roach, R OBP: 0.276, SLG: 0.273 (10, 5)														1	1	0	0	0	0	0						
Don Demeter, R OBP: 0.349, SLG: 0.504 (10, 3)														3	0	0	0	1	0	1						
Clay Dalrymple, L OBP: 0.401, SLG: 0.455 (1.2)														4	0	1	0	1	1	4						
Bobby Wine, R OBP: 0.237, SLG: 0.270 (8, PH)														2	0	1	0	0	0	1						
Billy Klaus, L OBP: 0.316, SLG: 0.308 (9, 6)														3	0	2	1	0	0	0						
Cal McLish, S OBP: 0.111, SLG: 0.059 (8, PH)														2	0	0	0	0	0	2						
Frank Torre, L OBP: 0.350, SLG: 0.308 (9, 1)														1	0	0	0	0	0	0						
Jack Baldschun, R OBP: 0.369, SLG: 0.432 (10, 1)														1	0	0	0	0	0	2						
Ted Savage, R OBP: 0.369, SLG: 0.432 (10, 1)														1	0	0	0	0	1							
Inning Stats	R: 0 E: 0 K: 1 S: 5	H: 1 LOB: 0 BB: 0 P: 3	R: 0 E: 0 K: 0 S: 3	H: 0 LOB: 0 BB: 0 P: 3	R: 0 E: 0 K: 0 S: 3	H: 1 LOB: 0 BB: 0 P: 3	R: 0 E: 0 K: 0 S: 3	H: 0 LOB: 0 BB: 0 P: 3	R: 1 E: 0 K: 1 S: 5	H: 2 LOB: 2 BB: 1 P: 9	R: 0 E: 0 K: 1 S: 6	H: 1 LOB: 1 BB: 0 P: 6	R: 1 E: 0 K: 0 S: 5	H: 2 LOB: 2 BB: 1 P: 9	R: 1 E: 0 K: 0 S: 5	H: 2 LOB: 2 BB: 0 P: 5	R: 0 E: 0 K: 0 S: 5	H: 0 LOB: 1 BB: 1 P: 9	R: 0 E: 0 K: 0 S: 2	H: 0 LOB: 0 BB: 1 P: 6	R: 0 E: 0 K: 0 S: 3	H: 1 LOB: 0 BB: 0 P: 3	1B: 8 2B: 2 3B: 0 HR: 1	SF: 0 SAC: 1 DP: 3 HBP: 0	WP: 1 PB: 0 SB: 0 CS: 0	PA: 47
PITCHER	IP WLS BF H R ER SO BB IBB HBP BLK WP HR S P ERA WHIP	Juan Marichal, R ERA: 2.7 Stu Miller, R ERA: 1.78	IP WLS BF H R ER SO BB IBB HBP BLK WP HR S P ERA WHIP													IP WLS BF H R ER SO BB IBB HBP BLK WP HR S P ERA WHIP										

San Francisco Giants @ Philadelphia Phillies
 Connie Mack Stadium, Philadelphia, PA
 Wed May 30 1962, 3:33 AM EDT
 Unknown

AB 41
 R 3
 H 10
 RBI 3
 BB 4
 SO 4
 LOB 17



Batter	1	2	3	4	5	6	7	8	9	AB	R	H	RBI	BB	SO	LOB	TOP				
Chuck Hiller, L (1,4) OBP: 0.324, SLG: 0.301	0-0 WP 2B	4-0 1B BB		0-0 1B WP			0-0 F9		0-3 K	4	2	0	1	1	0		San Francisco Giants @ Philadelphia Phillies Connie Mack Stadium, Philadelphia, PA Wed May 30 1962, 3:38 AM EDT Att: 29,739 - Unknown				
Jose Pagan, R (1,6) OBP: 0.313, SLG: 0.375	0-0 WP 3B	0-0 BB 1B		0-0 WP 1B			0-3 K		0-0 F8	5	1	3	1	0	1	0					
Willie Mays, R (1,8) OBP: 0.441, SLG: 0.690	0-0 FC5-2 3B	4-0 BB		0-3 K			0-0 1B		4-0 CS BB	3	0	2	1	2	1	1					
Orlando Cepeda, R (1,3) OBP: 0.393, SLG: 0.622	0-0 FC5-2 F9-3	0-0 F8			0-0 F4		0-0 1B		0-0 CS	4	0	1	0	0	0	4					
Felipe Alou, R (1,9) OBP: 0.361, SLG: 0.503	0-0 F9-3		0-0 1-3		0-3 K		0-0 F6			4	0	0	0	0	1	3					
Willie McCovey, L (1,7) OBP: 0.396, SLG: 0.707		0-0 4-3	0-0 6-3		0-0 F5			0-0 4-3		4	0	0	0	0	0	0					
Manny Mota, R (8,7) OBP: 0.246, SLG: 0.211										0	0	0	0	0	0	0					
Jim Davenport, R (1,5) OBP: 0.382, SLG: 0.488		0-0 HR 1B	0-0 F4		0-0 CS 1B		0-3 K			4	1	2	0	0	1	0					
Tom Haller, L (1,2) OBP: 0.364, SLG: 0.574		0-0 HR	0-0 4-3		0-0 F2		0-0 BB			3	1	1	2	1	0	1					
Mike McCormick, L (1,1) OBP: 0.182, SLG: 0.400		0-0 F8		0-3 K		0-3 K		0-3 K		3	0	0	0	0	2	1					
Don Larsen, R (7,1) OBP: 0.250, SLG: 0.250						1-2 K				1	0	0	0	0	1	1					
Stu Miller, R (9,1) OBP: 0.200, SLG: 0.200										0	0	0	0	0	0	0					
Inning Stats	R: 2 E: 0 K: 0 S: 5	H: 3 LOB: 0 BB: 0 P: 5	R: 2 E: 0 K: 0 S: 6	H: 3 LOB: 3 BB: 2 P: 14	R: 0 E: 0 K: 0 S: 3	H: 0 LOB: 0 BB: 0 P: 3	R: 1 E: 0 K: 2 S: 9	H: 2 LOB: 1 BB: 0 P: 9	R: 0 E: 0 K: 1 S: 5	H: 0 LOB: 0 BB: 0 P: 5	R: 0 E: 0 K: 1 S: 7	H: 2 LOB: 2 BB: 0 P: 7	R: 0 E: 0 K: 2 S: 7	H: 0 LOB: 1 BB: 1 P: 11	R: 0 E: 0 K: 1 S: 4	H: 0 LOB: 0 BB: 1 P: 8	1B: 7 2B: 3 3B: 1 HR: 1	SF: 0 SAC: 0 DP: 1 HBP: 0	WP: 3 PB: 0 SB: 0 CS: 2	PA: 40	
PITCHER	IP WLS BF H R ER SO BB IBB HBP BLK WP HR S P ERA WHIP	IP WLS BF H R ER SO BB IBB HBP BLK WP HR S P ERA WHIP	IP WLS BF H R ER SO BB IBB HBP BLK WP HR S P ERA WHIP	IP WLS BF H R ER SO BB IBB HBP BLK WP HR S P ERA WHIP	IP WLS BF H R ER SO BB IBB HBP BLK WP HR S P ERA WHIP	IP WLS BF H R ER SO BB IBB HBP BLK WP HR S P ERA WHIP	IP WLS BF H R ER SO BB IBB HBP BLK WP HR S P ERA WHIP	IP WLS BF H R ER SO BB IBB HBP BLK WP HR S P ERA WHIP	IP WLS BF H R ER SO BB IBB HBP BLK WP HR S P ERA WHIP	IP WLS BF H R ER SO BB IBB HBP BLK WP HR S P ERA WHIP	IP WLS BF H R ER SO BB IBB HBP BLK WP HR S P ERA WHIP	IP WLS BF H R ER SO BB IBB HBP BLK WP HR S P ERA WHIP	IP WLS BF H R ER SO BB IBB HBP BLK WP HR S P ERA WHIP	IP WLS BF H R ER SO BB IBB HBP BLK WP HR S P ERA WHIP	IP WLS BF H R ER SO BB IBB HBP BLK WP HR S P ERA WHIP	IP WLS BF H R ER SO BB IBB HBP BLK WP HR S P ERA WHIP	IP WLS BF H R ER SO BB IBB HBP BLK WP HR S P ERA WHIP	IP WLS BF H R ER SO BB IBB HBP BLK WP HR S P ERA WHIP	IP WLS BF H R ER SO BB IBB HBP BLK WP HR S P ERA WHIP	IP WLS BF H R ER SO BB IBB HBP BLK WP HR S P ERA WHIP	IP WLS BF H R ER SO BB IBB HBP BLK WP HR S P ERA WHIP

AB	35
R	5
H	11
RBI	4
BB	4
SO	8
LOB	11



Batter	1	2	3	4	5	6	7	8	9	AB	R	H	RBI	BB	SO	LOB	BOTTOM					
Tony Taylor, R (1,4) OBP: 0.351, SLG: 0.352	4-0 F7 BB		0-3 K		0-0 F7		0-0 FC1-2 BB 1B	0-0 1-3		4	0	1	0	1	1	4	San Francisco Giants @ Philadelphia Phillies Connie Mack Stadium, Philadelphia, PA Wed May 30 1962, 3:38 AM EDT Att: 29,739 - Unknown					
Ted Savage, R (1,7) OBP: 0.370, SLG: 0.421	0-0 F9			0-0 G3		0-0 6-3	4-0 FC1-2 BB	1-0 G3-6 HBP		3	0	0	0	1	0	1						
Johnny Callison, L (1,9) OBP: 0.360, SLG: 0.521	0-0 F7			0-0 BB 1B		0-0 PB HR 1B	0-0 FC1-2	0-0 G3-6		5	1	2	0	0	0	5						
Roy Sievers, R (1,3) OBP: 0.324, SLG: 0.333	0-0 F4			4-0 BB 1B		0-0 HR 1B	0-0 F9	0-0 1B		3	1	1	2	1	0	4						
Jack Baldschun, R (8,1) OBP: 0.267, SLG: 0.341				1-2 BB		1-2 HR				0	0	0	0	0	0	0						
Wes Covington, L (9, PH) OBP: 0.267, SLG: 0.341				1-2 BB		1-2 HR				1	0	1	0	0	0	0						
Tony Gonzalez, L (1,8) OBP: 0.413, SLG: 0.531		0-0 F3		0-3 K		0-0 F3		0-0 WP 2B	1-2 1B	5	0	2	0	0	1	2						
Mel Roach, R (1,5) OBP: 0.288, SLG: 0.289		0-0 6-3		0-0 F2		0-0 2B		0-0 F7	0-0 F5	5	0	1	0	0	0	5						
Sammy White, R (1,2) OBP: 0.324, SLG: 0.324		0-3 K			0-0 F4		0-0 F7			3	0	0	0	0	1	1						
Clay Dalrymple, L (6, PH) OBP: 0.406, SLG: 0.455										0	0	0	0	1	0	0						
Bobby Wine, R (1,6) OBP: 0.225, SLG: 0.256					0-0 F6					2	0	0	0	0	0	0						
Billy Klaus, L (7, PH) OBP: 0.305, SLG: 0.299					0-0 F7					2	0	0	0	0	0	2						
Jack Hamilton, R (1,1) OBP: 0.174, SLG: 0.095										0	0	0	0	0	0	0						
Dallas Green, L (2,1) OBP: 0.286, SLG: 0.167										1	0	0	0	1	0	0						
Frank Torre, L (7, PH) OBP: 0.355, SLG: 0.302										1	0	0	0	1	0	0						
Inning Stats	R: 0 E: 0 K: 0 S: 3	H: 0 LOB: 1 BB: 1 P: 7	R: 0 E: 0 K: 1 S: 5	H: 0 LOB: 0 BB: 0 P: 5	R: 0 E: 0 K: 1 S: 5	H: 0 LOB: 0 BB: 0 P: 5	R: 0 E: 0 K: 1 S: 6	H: 1 LOB: 2 BB: 1 P: 10	R: 0 E: 0 K: 0 S: 3	H: 0 LOB: 1 BB: 1 P: 7	R: 2 E: 0 K: 0 S: 6	H: 3 LOB: 1 BB: 0 P: 6	R: 0 E: 1 K: 0 S: 5	H: 1 LOB: 3 BB: 1 P: 9	R: 0 E: 0 K: 0 S: 4	H: 1 LOB: 3 BB: 2 P: 12	R: 0 E: 0 K: 0 S: 4	H: 2 LOB: 2 BB: 0 P: 5	1B: 5 2B: 2 3B: 0 HR: 1	SF: 0 SAC: 0 DP: 1 HBP: 1	WP: 1 PB: 1 SB: 0 CS: 0	PA: 42
PITCHER	IP WLS BF H R ER SO BB IBB HBP BLK WP HR S P ERA WHIP	IP WLS BF H R ER SO BB IBB HBP BLK WP HR S P ERA WHIP	IP WLS BF H R ER SO BB IBB HBP BLK WP HR S P ERA WHIP	IP WLS BF H R ER SO BB IBB HBP BLK WP HR S P ERA WHIP	IP WLS BF H R ER SO BB IBB HBP BLK WP HR S P ERA WHIP	IP WLS BF H R ER SO BB IBB HBP BLK WP HR S P ERA WHIP	IP WLS BF H R ER SO BB IBB HBP BLK WP HR S P ERA WHIP	IP WLS BF H R ER SO BB IBB HBP BLK WP HR S P ERA WHIP	IP WLS BF H R ER SO BB IBB HBP BLK WP HR S P ERA WHIP	IP WLS BF H R ER SO BB IBB HBP BLK WP HR S P ERA WHIP	IP WLS BF H R ER SO BB IBB HBP BLK WP HR S P ERA WHIP	IP WLS BF H R ER SO BB IBB HBP BLK WP HR S P ERA WHIP	IP WLS BF H R ER SO BB IBB HBP BLK WP HR S P ERA WHIP	IP WLS BF H R ER SO BB IBB HBP BLK WP HR S P ERA WHIP	IP WLS BF H R ER SO BB IBB HBP BLK WP HR S P ERA WHIP	IP WLS BF H R ER SO BB IBB HBP BLK WP HR S P ERA WHIP	IP WLS BF H R ER SO BB IBB HBP BLK WP HR S P ERA WHIP	IP WLS BF H R ER SO BB IBB HBP BLK WP HR S P ERA WHIP	IP WLS BF H R ER SO BB IBB HBP BLK WP HR S P ERA WHIP	IP WLS BF H R ER SO BB IBB HBP BLK WP HR S P ERA WHIP	IP WLS BF H R ER SO BB IBB HBP BLK WP HR S P ERA WHIP	IP WLS BF H R ER SO BB IBB HBP BLK WP HR S P ERA WHIP



Batter	1	2	3	4	5	6	7	8	9	AB	R	H	RBI	BB	SO	LOB	TOP			
Harvey Kuenn, R OBP: 0.383, SLG: 0.388 (1, 7)										4	0	0	0	0	0	3	San Francisco Giants @ Philadelphia Phillies Connie Mack Stadium, Philadelphia, PA Thu May 31 1962, 7:05 PM EDT Att: 9,393 - Unknown			
Chuck Hiller, L OBP: 0.323, SLG: 0.305 (1, 4)										4	0	1	0	0	1	3				
Willie Mays, R OBP: 0.433, SLG: 0.674 (1, 8)										4	0	0	0	0	0	1				
Orlando Cepeda, R OBP: 0.390, SLG: 0.625 (1, 3)										4	1	1	0	0	0	1				
Felipe Alou, R OBP: 0.364, SLG: 0.500 (1, 9)										3	0	1	1	1	0	0				
Jim Davenport, R OBP: 0.374, SLG: 0.476 (1, 5)										4	0	0	0	0	1	2				
Jose Pagan, R OBP: 0.310, SLG: 0.371 (8, PH) Matty Alou, L OBP: 0.340, SLG: 0.310 Ernie Bowman, R (8, PH) Ed Bailey, L OBP: 0.285, SLG: 0.496 Manny Mota, R OBP: 0.246, SLG: 0.211 (8, PH)										2	0	0	0	0	0	0				
Tom Haller, L OBP: 0.356, SLG: 0.549 (1, 2)										4	0	1	0	0	0	3				
Billy O'Dell, S OBP: 0.192, SLG: 0.125 Willie McCovey, L OBP: 0.408, SLG: 0.714 Bobby Bolin, R (8, 1)										1	0	0	0	0	1	0				
										1	0	1	0	0	0	0				
										0	0	0	0	0	0	0				
Inning Stats	R: 0 E: 0 K: 0 S: 4	H: 1 LOB: 1 BB: 0 P: 4	R: 0 E: 0 K: 0 S: 3	H: 0 LOB: 0 BB: 0 P: 3	R: 0 E: 0 K: 1 S: 6	H: 1 LOB: 1 BB: 0 P: 6	R: 0 E: 0 K: 0 S: 3	H: 0 LOB: 0 BB: 0 P: 3	R: 0 E: 0 K: 1 S: 5	H: 0 LOB: 0 BB: 0 P: 5	R: 0 E: 0 K: 0 S: 3	H: 0 LOB: 1 BB: 1 P: 7	R: 0 E: 0 K: 0 S: 5	H: 2 LOB: 2 BB: 0 P: 5	R: 1 E: 1 K: 0 S: 5	H: 2 LOB: 2 BB: 1 P: 9	1B: 4 2B: 1 3B: 1 HR: 0	SF: 0 SAC: 1 DP: 0 HBP: 0	WP: 0 PB: 0 SB: 0 CS: 0	PA: 35
PITCHER Art Mahaffey, R ERA: 4.29 (1, 1)	IP: 9.0 WLS: W BF: 35 H: 6 R: 1 ER: 1 SO: 3 BB: 2 IBB: 0 HBP: 0 BLK: 0 WP: 0 HR: 0 S: 39 P: 47 ERA: 1.00 WHIP: 0.889																			

Batter	1	2	3	4	5	6	7	8	9	AB	R	H	RBI	BB	SO	LOB	BOTTOM			
Tony Taylor, R OBP: 0.349, SLG: 0.355 (1, 4)										4	1	1	0	0	0	0	San Francisco Giants @ Philadelphia Phillies Connie Mack Stadium, Philadelphia, PA Thu May 31 1962, 7:05 PM EDT Att: 9,393 - Unknown			
Johnny Callison, L OBP: 0.357, SLG: 0.521 (1, 9)										4	1	1	1	0	1	0				
Jacke Davis, R OBP: 0.311, SLG: 0.326 (1, 7)										4	0	0	0	0	3	1				
Roy Sievers, R OBP: 0.329, SLG: 0.339 Frank Torre, L OBP: 0.355, SLG: 0.302 (9, 3)										4	0	2	0	0	1	2				
Tony Gonzalez, L OBP: 0.412, SLG: 0.526 (1, 8)										3	0	1	0	0	1	2				
Mel Roach, R OBP: 0.273, SLG: 0.293 (1, 5)										3	0	1	0	0	0	1				
Sammy White, R OBP: 0.200, SLG: 0.297 (1, 2)										3	0	0	0	0	0	2				
Bobby Wine, R OBP: 0.209, SLG: 0.238 (1, 6)										3	0	0	0	0	0	0				
Art Mahaffey, R OBP: 0.207, SLG: 0.231 (1, 1)										3	0	0	0	0	1	0				
Inning Stats	R: 2 E: 1 K: 1 S: 9	H: 4 LOB: 2 BB: 0 P: 9	R: 0 E: 0 K: 0 S: 3	H: 0 LOB: 0 BB: 0 P: 3	R: 0 E: 0 K: 1 S: 6	H: 1 LOB: 1 BB: 0 P: 6	R: 0 E: 0 K: 0 S: 3	H: 0 LOB: 0 BB: 0 P: 3	R: 0 E: 0 K: 1 S: 5	H: 1 LOB: 1 BB: 0 P: 6	R: 0 E: 0 K: 1 S: 6	H: 0 LOB: 0 BB: 0 P: 5	R: 0 E: 0 K: 2 S: 8	H: 0 LOB: 1 BB: 0 P: 8	R: 0 E: 0 K: 0 S: 8	H: 0 LOB: 0 BB: 0 P: 8	1B: 4 2B: 2 3B: 0 HR: 0	SF: 0 SAC: 0 DP: 0 HBP: 0	WP: 0 PB: 1 SB: 0 CS: 0	PA: 31
PITCHER Billy O'Dell, L ERA: 3.05 Bobby Bolin, R ERA: 3.45 (8, 1)	IP: 7.0 WLS: L BF: 27 H: 6 R: 2 ER: 2 SO: 5 BB: 2 IBB: 0 HBP: 0 BLK: 0 WP: 0 HR: 0 S: 37 P: 37 ERA: 2.57 WHIP: 0.857																			
PITCHER Art Mahaffey, R ERA: 4.29 (1, 1)	IP: 9.0 WLS: W BF: 35 H: 6 R: 1 ER: 1 SO: 3 BB: 2 IBB: 0 HBP: 0 BLK: 0 WP: 0 HR: 0 S: 39 P: 47 ERA: 1.00 WHIP: 0.889																			

AB	32
R	1
H	6
RBI	1
BB	2
SO	3
LOB	13



Batter	1	2	3	4	5	6	7	8	9	AB	R	H	RBI	BB	SO	LOB	TOP					
Chuck Hiller, L (1,4) <small>OBP: 0.327, SLG: 0.303</small>	F9		G3			4-3				4	1	1	0	2	0	5	San Francisco Giants @ New York Mets Polo Grounds, New York, NY Fri Jun 01 1962, 7:05 PM EDT Att: 43,742 - Unknown					
Willie McCovey, L (1,9) Harvey Kuenn, R (7,PH) <small>OBP: 0.382, SLG: 0.386</small>	HR		HR		F3		K		L1	3	2	2	3	0	0	0						
Willie Mays, R (1,8) <small>OBP: 0.432, SLG: 0.683</small>	L5		6-3		HR		1B		F9	5	2	2	1	0	0	0						
Orlando Cepeda, R (1,3) <small>OBP: 0.381, SLG: 0.610</small>	6-3		6-3		6-3		K		1-3	5	0	0	0	0	1	2						
Felipe Alou, R (1,7) <small>OBP: 0.370, SLG: 0.508</small>		K			F6					5	1	3	1	0	1	0						
Tom Haller, L (1,2) <small>OBP: 0.359, SLG: 0.519</small>	F3		F9							3	1	0	0	1	1	2						
Jim Davenport, R (1,5) <small>OBP: 0.365, SLG: 0.497</small>			FC5-4							3	1	2	4	2	0	1						
Jose Pagan, R (1,6) <small>OBP: 0.312, SLG: 0.368</small>	1-3		1B							4	0	1	0	1	0	4						
Billy Pierce, L (1,1) Bobby Bolin, R (8,1) Stu Miller, R (9,1) <small>OBP: 0.200, SLG: 0.200</small>			3-1							3	0	1	0	0	0	2						
Inning Stats	R: 1 E: 0 K: 0 S: 4	H: 1 LOB: 0 BB: 0 P: 4	R: 0 E: 0 K: 1 S: 6	H: 1 LOB: 1 BB: 0 P: 6	R: 2 E: 0 K: 0 S: 5	H: 2 LOB: 0 BB: 0 P: 5	R: 0 E: 0 K: 0 S: 5	H: 2 LOB: 3 BB: 1 P: 9	R: 1 E: 0 K: 0 S: 4	H: 1 LOB: 0 BB: 0 P: 4	R: 0 E: 0 K: 0 S: 3	H: 0 LOB: 2 BB: 1 P: 8	R: 5 E: 0 K: 2 S: 12	H: 5 LOB: 2 BB: 2 P: 20	R: 0 E: 0 K: 1 S: 6	H: 1 LOB: 1 BB: 0 P: 6		R: 0 E: 0 K: 1 S: 5	H: 0 LOB: 0 BB: 2 P: 13	1B: 8 2B: 1 3B: 0 HR: 4	SF: 0 SAC: 1 DP: 0 HBP: 1	WP: 0 PB: 0 SB: 0 CS: 0
PITCHER	IP WLS BF H R ER SO BB IBB HBP BLK WP HR S P ERA WHIP																					
Roger Craig, R (1,1) <small>ERA: 5.76</small>	5.0 L 23 7 4 4 1 1 0 0 0 0 3 24 28 7.20 1.600																					
Willard Hunter, L (6,1) <small>ERA: 25.2</small>	3.0 19 6 5 5 3 3 0 1 0 0 1 21 34 15.00 3.000																					
Dave Hillman, R (9,1) <small>ERA: 8.79</small>	1.0 5 0 0 0 1 2 0 0 0 0 0 5 13 0.00 2.000																					

Batter	1	2	3	4	5	6	7	8	9	AB	R	H	RBI	BB	SO	LOB	BOTTOM			
Elio Chacon, R (1,6) <small>OBP: 0.384, SLG: 0.310</small>			F9		G4-3			E6	F7	5	1	1	0	0	0	2	San Francisco Giants @ New York Mets Polo Grounds, New York, NY Fri Jun 01 1962, 7:05 PM EDT Att: 43,742 - Unknown			
Rod Kanehl, R (1,3) <small>OBP: 0.310, SLG: 0.429</small>	6-3		4-3				HR	2B	FC6-4	5	2	2	1	0	0	2				
Charlie Neal, R (1,4) <small>OBP: 0.337, SLG: 0.409</small>	F9						F9	1B	FC5-4	5	1	3	1	0	0	1				
Frank Thomas, R (1,7) <small>OBP: 0.370, SLG: 0.632</small>	K		5-3				F4	2B	FC5-4	5	1	1	2	0	1	4				
Felix Mantilla, R (1,5) <small>OBP: 0.335, SLG: 0.426</small>		3-1			F2		F8	HR		4	1	1	2	0	0	0				
Harry Chiti, R (1,2) Ed Bouchee, L (8,PH) Hobie Landrith, L (9,2) <small>OBP: 0.452, SLG: 0.529</small>		E6			5-3		F8	K		3	0	0	0	0	0	0				
Joe Christopher, R (1,8) <small>OBP: 0.233, SLG: 0.325</small>					5-3		F5		FC6-4	2	0	0	0	2	0	0				
Jim Hickman, R (1,9) Mary Thonberry, L (8,PH) <small>OBP: 0.263, SLG: 0.097</small>		F3					F7	F2		3	0	1	0	0	0	2				
Roger Craig, R (1,1) Richie Ashburn, L (5,PH) Willard Hunter, L (6,1) Cliff Cook, R (8,PH) Dave Hillman, R (9,1) Sammy Taylor, L (9,PH) Bob Miller, R (9,PH) <small>OBP: 0.167, SLG: 0.167</small>		F3			F4			K2-3	FC6-4	1	0	0	0	0	0	2				
Inning Stats	R: 0 E: 0 K: 1 S: 6	H: 1 LOB: 1 BB: 0 P: 6	R: 0 E: 1 K: 0 S: 4	H: 0 LOB: 2 BB: 1 P: 8	R: 0 E: 0 K: 0 S: 4	H: 1 LOB: 1 BB: 0 P: 4	R: 0 E: 0 K: 0 S: 3	H: 0 LOB: 0 BB: 0 P: 3	R: 0 E: 0 K: 0 S: 4	H: 1 LOB: 0 BB: 0 P: 4	R: 0 E: 0 K: 0 S: 3	H: 0 LOB: 0 BB: 0 P: 3	R: 5 E: 1 K: 2 S: 12	H: 4 LOB: 1 BB: 1 P: 16	R: 0 E: 0 K: 0 S: 4	H: 1 LOB: 2 BB: 1 P: 8		1B: 4 2B: 2 3B: 1 HR: 2	SF: 0 SAC: 0 DP: 1 HBP: 0	WP: 0 PB: 0 SB: 0 CS: 0
PITCHER	IP WLS BF H R ER SO BB IBB HBP BLK WP HR S P ERA WHIP																			
Billy Pierce, L (1,1) <small>ERA: 3.43</small>	7.1 W 31 7 5 4 2 1 0 0 0 0 1 34 38 4.91 1.091																			
Bobby Bolin, R (8,1) <small>ERA: 4.09</small>	0.2 4 1 1 1 1 1 0 0 0 0 1 5 9 13.50 3.000																			
Stu Miller, R (9,1) <small>ERA: 1.65</small>	1.0 S 5 1 0 0 0 1 0 0 0 0 0 4 8 0.00 2.000																			

Batter	1	2	3	4	5	6	7	8	9	AB	R	H	RBI	BB	SO	LOB	TOP						
Chuck Hiller, L (1,4) OBP: 0.328, SLG: 0.301										5	1	1	0	1	0	1	San Francisco Giants @ New York Mets Polo Grounds, New York, NY Sat Jun 02 1962, 3:33 AM EDT Unknown						
Willie McCovey, L (1,7) OBP: 0.448, SLG: 0.816										4	2	2	0	2	1	1							
Willie Mays, R (1,8) OBP: 0.434, SLG: 0.691 Harvey Kuenn, R (9,9) OBP: 0.382, SLG: 0.386										5	3	2	3	1	0	4							
Orlando Cepeda, R (1,3) OBP: 0.386, SLG: 0.624 Ernie Bowman, R (9,5)										5	3	3	3	0	0	0							
Felipe Alou, R (1,9) OBP: 0.376, SLG: 0.508										4	1	2	0	1	0	1							
Jim Davenport, R (1,5) OBP: 0.386, SLG: 0.500 Manny Mota, R (4,PH) OBP: 0.266, SLG: 0.220										1	0	1	1	0	0	0							
Tom Haller, L (1,2)										4	0	1	1	0	1	5							
Jose Pagan, R (1,6) OBP: 0.310, SLG: 0.364										5	0	1	2	0	1	4							
Jack Sanford, R (1,1) OBP: 0.219, SLG: 0.233										5	0	1	0	0	1	2							
Inning Stats	R: 5 E: 0 K: 0 S: 6	H: 4 LOB: 1 BB: 2 P: 15	R: 3 E: 0 K: 0 S: 7	H: 4 LOB: 2 BB: 1 P: 11	R: 0 E: 0 K: 0 S: 3	H: 1 LOB: 0 BB: 0 P: 3	R: 0 E: 0 K: 0 S: 4	H: 1 LOB: 2 BB: 1 P: 8	R: 0 E: 0 K: 1 S: 5	H: 0 LOB: 0 BB: 0 P: 5	R: 2 E: 0 K: 2 S: 9	H: 2 LOB: 2 BB: 1 P: 14	R: 0 E: 0 K: 0 S: 4	H: 2 LOB: 1 BB: 0 P: 4	R: 0 E: 1 K: 0 S: 4	H: 0 LOB: 1 BB: 0 P: 4		R: 0 E: 1 K: 1 S: 7	H: 1 LOB: 2 BB: 0 P: 7	1B: 12 2B: 2 3B: 0 HR: 2	SF: 1 SAC: 0 DP: 3 HBP: 2	WP: 0 PB: 0 SB: 0 CS: 0	PA: 48
PITCHER	IP WLS BF H R ER SO BB IBB HBP BLK WP HR S P ERA WHIP																						
Jay Hook, R (1,1) ERA: 5.6	0.1	L	8	4	5	5	0	2	0	0	0	0	0	0	5	14		135.00	18.000				
Bob Moorhead, R (1,1) ERA: 5.31	3.2		17	6	3	3	0	2	0	0	0	0	0	1	15	23		7.36	2.182				
Ken MacKenzie, L (5,1) ERA: 4.85	5.0		23	5	2	2	4	1	0	1	0	0	0	1	29	34	3.60	1.200					


Batter	1	2	3	4	5	6	7	8	9	AB	R	H	RBI	BB	SO	LOB	BOTTOM					
Richie Ashburn, L (1,8) OBP: 0.462, SLG: 0.438										4	1	1	0	0	1	1	San Francisco Giants @ New York Mets Polo Grounds, New York, NY Sat Jun 02 1962, 3:33 AM EDT Unknown					
Elio Chacon, R (1,6) OBP: 0.397, SLG: 0.316										4	0	2	1	0	0	0						
Charlie Neal, R (1,4) OBP: 0.331, SLG: 0.401 Rod Kanehl, R (7,4) OBP: 0.333, SLG: 0.483										3	0	0	0	0	0	3						
Frank Thomas, R (1,7) OBP: 0.373, SLG: 0.629 Joe Christopher, R (9,7) OBP: 0.235, SLG: 0.325										4	0	2	0	0	1	1						
Mary Throneberry, L (1,3) OBP: 0.238, SLG: 0.086										4	0	0	0	0	2	4						
Felix Mantilla, R (1,5) OBP: 0.327, SLG: 0.414										4	0	0	0	0	0	2						
Jim Hickman, R (1,9) OBP: 0.354, SLG: 0.504										4	0	1	0	0	2	0						
Hobie Landrith, L (1,2) OBP: 0.435, SLG: 0.486										3	0	0	0	1	1	0						
Jay Hook, L (1,1) OBP: 0.292, SLG: 0.261 Bob Moorhead, R (1,1)										0	0	0	0	0	0	0						
Ed Bouchee, L (4,PH) OBP: 0.326, SLG: 0.324 Ken MacKenzie, R (5,1)										1	0	0	0	0	0	3						
Cliff Cook, R (9,PH) OBP: 0.228, SLG: 0.345										1	0	0	0	0	1	0						
Inning Stats	R: 1 E: 1 K: 1 S: 6	H: 1 LOB: 0 BB: 0 P: 6	R: 0 E: 0 K: 2 S: 7	H: 0 LOB: 0 BB: 0 P: 7	R: 0 E: 0 K: 1 S: 6	H: 1 LOB: 2 BB: 1 P: 10	R: 0 E: 0 K: 0 S: 5	H: 2 LOB: 3 BB: 1 P: 9	R: 0 E: 0 K: 0 S: 5	H: 2 LOB: 2 BB: 0 P: 5	R: 0 E: 0 K: 1 S: 5	H: 0 LOB: 0 BB: 0 P: 5	R: 0 E: 0 K: 1 S: 6	H: 0 LOB: 1 BB: 0 P: 6	R: 0 E: 0 K: 2 S: 7	H: 0 LOB: 0 BB: 0 P: 7		1B: 5 2B: 2 3B: 0 HR: 0	SF: 0 SAC: 0 DP: 0 HBP: 0	WP: 0 PB: 0 SB: 0 CS: 0	PA: 36	
PITCHER	IP WLS BF H R ER SO BB IBB HBP BLK WP HR S P ERA WHIP																					
Jack Sanford, R (1,1) ERA: 3.14	9.0	W	36	7	1	0	9	2	0	0	0	0	0	0	52	60	0.00	1.000				

Batter	1	2	3	4	5	6	7	8	9	AB	R	H	RBI	BB	SO	LOB	TOP								
Harvey Kuenn, R OBP: 0.389, SLG: 0.412	5-3	1-2 BB		1B		F8		1-H HR		4	1	2	2	1	0	0	San Francisco Giants @ New York Mets Polo Grounds, New York, NY Sat Jun 02 1962, 3:38 AM EDT Att: 41,001 - Unknown								
Jose Pagan, R OBP: 0.302, SLG: 0.355	6-3	5-3		F8		1-3		F8		5	0	0	0	0	0	4									
Willie Mays, R OBP: 0.429, SLG: 0.679	F2			G6-4-3 1B		K				5	0	1	0	0	3	1									
Orlando Cepeda, R OBP: 0.382, SLG: 0.614		2B SF9 1B	G6-4-3 1-2	F8				F7		5	1	1	0	0	1	2									
Felipe Alou, R OBP: 0.382, SLG: 0.514		SF9 HR 2B	BB 1B		FC5 S BB			F9		4	2	2	0	1	0	0									
Manny Mota, R OBP: 0.265, SLG: 0.213		SF9	BB 1B		F8			K		2	0	0	1	1	1	1									
Chuck Hillier, L OBP: 0.331, SLG: 0.301		4-3		BB 1B		F6		FC6-4 BB		3	0	1	1	1	0	2									
Tom Haller, L OBP: 0.384, SLG: 0.550		HR	1-2 2-3 BB		BB			F2		2	1	1	2	2	0	1									
Jim Duffalo, R Don Larsen, R Billy O'Dell, L Ed Bailey, L Stu Miller, R		3-H 4-0 BB BB		K		FC5 2-3		FC6-4 HR		1	0	0	0	1	1	3	GIANTS								
										0	1	0	0	0	0	0									
Inning Stats	R: 0 E: 0 K: 0 S: 3	H: 0 LOB: 0 BB: 0 P: 3	R: 3 E: 0 K: 0 S: 6	H: 3 LOB: 2 BB: 2 P: 14	R: 1 E: 0 K: 1 S: 7	H: 3 LOB: 3 BB: 2 P: 15	R: 0 E: 0 K: 1 S: 6	H: 1 LOB: 1 BB: 0 P: 6	R: 0 E: 0 K: 0 S: 3	H: 0 LOB: 2 BB: 2 P: 11	R: 0 E: 0 K: 1 S: 5	H: 0 LOB: 0 BB: 0 P: 5	R: 0 E: 0 K: 1 S: 5	H: 0 LOB: 0 BB: 0 P: 5	R: 2 E: 0 K: 0 S: 4	H: 1 LOB: 1 BB: 1 P: 8	R: 0 E: 0 K: 2 S: 7	H: 0 LOB: 0 BB: 0 P: 7	1B: 5 2B: 1 3B: 0 HR: 2	SF: 1 SAC: 0 DP: 1 HBP: 0	WP: 0 PB: 0 SB: 1 CS: 0	PA: 41			
PITCHER	IP WLS BF H R ER SO BB IBB HBP BLK WP HR S P ERA WHIP																								
Vinegar Bend Mizell, L ERA: 5.67	(1, 1)	2.2		17	6	4	4	0	4	0	0	0	0	0	1	13	29	13.50	3.750						
Craig Anderson, R ERA: 3.69	(3, 1)	5.1	L	21	2	2	2	4	3	0	0	0	0	0	1	26	38	3.38	0.938						
Al Jackson, L ERA: 5.62	(9, 1)	1.0		3	0	0	0	2	0	0	0	0	0	0	0	7	7	0.00	0.000						

Batter	1	2	3	4	5	6	7	8	9	AB	R	H	RBI	BB	SO	LOB	BOTTOM									
Joe Christopher, R OBP: 0.250, SLG: 0.333	4-3			S E 1B	WP 1B	F8		K		5	1	2	1	0	1	1	San Francisco Giants @ New York Mets Polo Grounds, New York, NY Sat Jun 02 1962, 3:38 AM EDT Att: 41,001 - Unknown									
Rod Kanehl, R OBP: 0.400, SLG: 0.515			E7 1B		1-2 2-3 BB		K	G5-3 1B		4	1	3	1	1	1	0										
Charlie Neal, R OBP: 0.339, SLG: 0.408	K			FC5-4 1B		F9		BB G5-2-3 1B		5	0	3	1	0	1	4										
Frank Thomas, R OBP: 0.369, SLG: 0.617	F2		FC5-4 1-2		5-3		BB 1B	F8		5	0	1	0	0	0	4										
Ed Bouchee, L OBP: 0.315, SLG: 0.310		3-1	4-3				1-2 2-3 BB	G5-3		3	0	0	0	0	1	1										
Felix Mantilla, R OBP: 0.329, SLG: 0.411					K					1	0	0	0	1	0	2										
Elio Chacon, R OBP: 0.390, SLG: 0.317		F9		BB E BB				G5-2-3		3	1	1	0	1	0	3										
Sammy Taylor, L OBP: 0.276, SLG: 0.234		F5		F5		F8		6-3		4	0	0	0	0	0	2										
Jim Hickman, R OBP: 0.358, SLG: 0.509				1B 2B		K		K		3	1	1	0	1	2	0										
Vinegar Bend Mizell, R OBP: 0.250, SLG: 0.182	(1, 1)									0	0	0	0	0	0	0	Mets									
Craig Anderson, R Mary Throneberry, L Al Jackson, L	(3, 1) (8, PH) (9, 1)									3	0	0	0	0	2	2										
										1	0	1	0	0	0	0										
										0	0	0	0	0	0	0										
Inning Stats	R: 0 E: 0 K: 1 S: 6	H: 1 LOB: 1 BB: 0 P: 6	R: 0 E: 0 K: 0 S: 3	H: 0 LOB: 0 BB: 0 P: 3	R: 3 E: 1 K: 1 S: 9	H: 4 LOB: 1 BB: 0 P: 9	R: 1 E: 1 K: 0 S: 4	H: 1 LOB: 3 BB: 3 P: 16	R: 0 E: 0 K: 2 S: 7	H: 0 LOB: 0 BB: 0 P: 7	R: 0 E: 0 K: 1 S: 6	H: 2 LOB: 2 BB: 1 P: 10	R: 0 E: 0 K: 2 S: 8	H: 1 LOB: 1 BB: 0 P: 8	R: 0 E: 0 K: 0 S: 4	H: 2 LOB: 1 BB: 0 P: 4	1B: 10 2B: 2 3B: 0 HR: 0	SF: 0 SAC: 0 DP: 2 HBP: 0	WP: 1 PB: 0 SB: 1 CS: 0	PA: 41						
PITCHER	IP WLS BF H R ER SO BB IBB HBP BLK WP HR S P ERA WHIP																									
Jim Duffalo, R ERA: 3.05	(1, 1)	2.1		12	5	3	2	2	0	0	0	0	0	0	0	0	16	16	7.71	2.143						
Don Larsen, R ERA: 4.59	(3, 1)	4.0		19	4	1	0	4	3	0	0	0	0	1	0	24	36	0.00	1.750							
Billy O'Dell, L ERA: 3.02	(7, 1)	0.2	W	2	0	0	0	0	1	0	0	0	0	0	1	5	0.00	1.500								
Stu Miller, R ERA: 1.53	(8, 1)	2.0	S	8	3	0	0	2	0	0	0	0	0	0	12	12	0.00	1.500								

Batter	1	2	3	4	5	6	7	8	9	AB R H RBI BB SO LOB	TOP											
Harvey Kuenn, R OBP: 0.395, SLG: 0.418 (1, 5)										5 0 3 2 0 1 2	San Francisco Giants @ New York Mets Polo Grounds, New York, NY Sun Jun 03 1962, 3:33 AM EDT Att: 34,102 - Unknown											
Willie McCovey, L OBP: 0.419, SLG: 0.755 Manny Mota, R OBP: 0.261, SLG: 0.210 (1, 7)										4 0 0 0 0 1 3 1 0 0 0 0 0 1												
Willie Mays, R OBP: 0.424, SLG: 0.682 (1, 8)										5 2 1 2 0 3 3												
Orlando Cepeda, R OBP: 0.378, SLG: 0.605 (1, 3)										5 0 1 0 0 1 2												
Felipe Alou, R OBP: 0.376, SLG: 0.505 Ernie Bowman, R OBP: 0.200, SLG: 0.200 (1, 9)										3 0 0 0 0 2 0 1 0 1 1 0 0 0												
Tom Haller, L OBP: 0.390, SLG: 0.540 (1, 2)										3 1 1 0 1 0 2												
Chuck Hiller, L OBP: 0.342, SLG: 0.311 (1, 4)										3 1 3 0 0 0 0												
Jose Pagan, R OBP: 0.301, SLG: 0.353 (1, 6)										4 1 1 0 0 2 4												
Juan Marichal, R OBP: 0.324, SLG: 0.290 (1, 1)										3 1 0 1 1 0 2												
Inning Stats	R: 0 E: 0 K: 1 S: 6	H: 1 LOB: 1 BB: 0 P: 6	R: 0 E: 0 K: 0 S: 4	H: 1 LOB: 1 BB: 0 P: 4	R: 0 E: 0 K: 0 S: 3	H: 0 LOB: 0 BB: 0 P: 3	R: 0 E: 0 K: 2 S: 7	H: 0 LOB: 0 BB: 0 P: 7	R: 0 E: 0 K: 2 S: 8	H: 1 LOB: 2 BB: 1 P: 12		R: 1 E: 0 K: 3 S: 10	H: 1 LOB: 0 BB: 0 P: 10	R: 5 E: 0 K: 0 S: 8	H: 5 LOB: 2 BB: 1 P: 13	R: 0 E: 0 K: 1 S: 5	H: 1 LOB: 0 BB: 0 P: 5	R: 0 E: 0 K: 1 S: 6	H: 1 LOB: 1 BB: 0 P: 6	1B: 10 2B: 0 3B: 0 HR: 1	SF: 0 SAC: 0 DP: 0 HBP: 1	WP: 0 PB: 0 SB: 0 CS: 1
PITCHER	IP WLS BF H R ER SO BB IBB HBP BLK WP HR S P ERA WHIP											PITCHER	IP WLS BF H R ER SO BB IBB HBP BLK WP HR S P ERA WHIP									
Bob Miller, R ERA: 4.79 (1, 1)	6.2 L 32 9 6 6 8 2 0 1 0 0 0 1 45 54 8.10 1.650																					
Jay Hook, R ERA: 5.48 (7, 1)	1.1 4 1 0 0 1 0 0 0 0 0 0 0 6 6 0.00 0.750																					
Willard Hunter, L ERA: 21.0 (9, 1)	1.0 4 1 0 0 1 0 0 0 0 0 0 0 6 6 0.00 1.000																					

Batter	1	2	3	4	5	6	7	8	9	AB R H RBI BB SO LOB	BOTTOM											
Joe Christopher, R OBP: 0.231, SLG: 0.306 (1, 8)										4 0 0 0 0 1 0	San Francisco Giants @ New York Mets Polo Grounds, New York, NY Sun Jun 03 1962, 3:33 AM EDT Att: 34,102 - Unknown											
Rod Kanehl, R OBP: 0.410, SLG: 0.514 (1, 9)										4 1 2 0 0 1 0												
Felix Mantilla, R OBP: 0.327, SLG: 0.407 (1, 5)										4 0 1 0 0 0 2												
Frank Thomas, R OBP: 0.371, SLG: 0.620 (1, 7)										4 0 2 1 0 0 2												
Mary Throneberry, L OBP: 0.255, SLG: 0.150 (1, 3)										4 0 1 0 0 1 2												
Hobie Landrith, L OBP: 0.400, SLG: 0.439 (1, 2)										4 0 0 0 0 0 3												
Charlie Neal, R OBP: 0.333, SLG: 0.490 (1, 4)										3 0 0 0 0 0 0												
Elio Chacon, R OBP: 0.392, SLG: 0.314 Richie Ashburn, L OBP: 0.456, SLG: 0.431 (1, 6)										1 0 0 0 1 1 0 1 0 0 0 0 0 0												
Bob Miller, R OBP: 0.143, SLG: 0.143 Jay Hook, L OBP: 0.292, SLG: 0.261 Ed Bouchee, L OBP: 0.311, SLG: 0.306 Willard Hunter, R (1, 1)										2 0 0 0 0 1 1 0 0 0 0 0 0 0 1 0 0 0 0 0 0 0 0 0 0 0 0 0												
Inning Stats	R: 1 E: 1 K: 1 S: 7	H: 2 LOB: 1 BB: 0 P: 7	R: 0 E: 0 K: 1 S: 5	H: 0 LOB: 0 BB: 0 P: 5	R: 0 E: 0 K: 2 S: 7	H: 0 LOB: 0 BB: 0 P: 7	R: 0 E: 0 K: 0 S: 4	H: 1 LOB: 1 BB: 0 P: 4	R: 0 E: 0 K: 0 S: 2	H: 0 LOB: 0 BB: 1 P: 6		R: 0 E: 0 K: 1 S: 6	H: 1 LOB: 1 BB: 0 P: 6	R: 0 E: 0 K: 0 S: 3	H: 0 LOB: 0 BB: 0 P: 3	R: 0 E: 0 K: 0 S: 3	H: 0 LOB: 2 BB: 0 P: 3	R: 0 E: 0 K: 0 S: 5	H: 2 LOB: 2 BB: 0 P: 5	1B: 5 2B: 1 3B: 0 HR: 0	SF: 0 SAC: 0 DP: 0 HBP: 0	WP: 0 PB: 0 SB: 0 CS: 1
PITCHER	IP WLS BF H R ER SO BB IBB HBP BLK WP HR S P ERA WHIP											PITCHER	IP WLS BF H R ER SO BB IBB HBP BLK WP HR S P ERA WHIP									
Juan Marichal, R ERA: 2.46 (1, 1)	9.0 W 33 6 1 0 5 1 0 0 0 0 0 0 42 46 0.00 0.778																					

Batter	1	2	3	4	5	6	7	8	9	AB	R	H	RBI	BB	SO	LOB	TOP			
Harvey Kuenn, R OBP: 0.395, SLG: 0.425	F9		G6-4-3				F9	1B		5	2	2	2	0	0	1	San Francisco Giants @ Chicago Cubs Wrigley Field, Chicago, IL Tue Jun 05 1962, 3:33 AM CDT Att. 6,087 - Unknown - 46 F			
Chuck Hiller, L OBP: 0.347, SLG: 0.318	F7		1B				FC6-4	2B		5	2	3	1	0	0	0				
Willie Mays, R OBP: 0.424, SLG: 0.678	6-3		1B				F8	2B		4	1	1	1	1	0	1				
Orlando Cepeda, R OBP: 0.374, SLG: 0.596		F7	1B				FC6-4	K		5	1	1	2	0	1	2				
Felipe Alou, R OBP: 0.377, SLG: 0.518	5-3	F4	1B					HR	F8 SH3-4 CS	5	2	2	1	0	0	1				
Jim Davenport, R OBP: 0.394, SLG: 0.503	1B		1B				F4	SH3-4	SH3-4	3	0	2	1	1	0	0				
Tom Haller, L OBP: 0.402, SLG: 0.530			1B				FC4-6	G1-2-3	F8	3	1	1	0	2	0	2				
Jose Pagan, R OBP: 0.304, SLG: 0.356	F9			SH			FC4-6	E6	CS	4	2	1	0	1	0	5				
Billy O'Dell, S OBP: 0.172, SLG: 0.111			4-3	SH			4-3	G1-2-3	CS	3	0	0	0	0	0	4				
Inning Stats	R: 0 E: 0 K: 0 S: 3	H: 0 LOB: 0 BB: 0 P: 3	R: 0 E: 0 K: 0 S: 5	H: 2 LOB: 2 BB: 0 P: 5	R: 4 E: 1 K: 0 S: 7	H: 4 LOB: 1 BB: 1 P: 11	R: 1 E: 0 K: 0 S: 4	H: 1 LOB: 0 BB: 0 P: 4	R: 0 E: 0 K: 0 S: 3	H: 0 LOB: 1 BB: 1 P: 7	R: 0 E: 0 K: 0 S: 4	H: 1 LOB: 1 BB: 0 P: 4	R: 5 E: 1 K: 1 S: 9	H: 4 LOB: 1 BB: 2 P: 17	R: 1 E: 0 K: 0 S: 3	H: 1 LOB: 0 BB: 1 P: 7	1B: 9 2B: 3 3B: 0 HR: 1	SF: 0 SAC: 2 DP: 2 HBP: 0	WP: 0 PB: 0 SB: 0 CS: 2	PA: 45
PITCHER	IP	WLS	BF	H	R	ER	SO	BB	IBB	HBP	BLK	WP	HR	S	P	ERA	WHIP			
Bob Buhl, R ERA: 5.07	(1, 1)	7.0	L	33	9	7	5	0	3	0	0	0	1	30	42	6.43	1.714			
Bob Anderson, R ERA: 4.71	(8, 1)	0.2		6	3	3	0	0	1	0	0	0	0	5	9	0.00	6.000			
Don Elston, R ERA: 1.95	(8, 1)	1.1		5	1	1	1	1	0	1	0	0	0	6	10	6.75	0.750			

Batter	1	2	3	4	5	6	7	8	9	AB	R	H	RBI	BB	SO	LOB	BOTTOM					
Ron Santo, R OBP: 0.323, SLG: 0.395	6-3		G4-3					K		4	1	2	3	0	1	0	San Francisco Giants @ Chicago Cubs Wrigley Field, Chicago, IL Tue Jun 05 1962, 3:33 AM CDT Att. 6,087 - Unknown - 46 F					
Lou Brock, L OBP: 0.325, SLG: 0.475	G3		G4-3				1-3	4-3		4	0	0	0	0	0	2						
Billy Williams, L OBP: 0.425, SLG: 0.604	F7						6-3	F9		4	0	0	0	0	0	0						
14 Ernie Banks, R OBP: 0.296, SLG: 0.515		K					6-3			4	0	0	0	0	1	0						
George Altman, L OBP: 0.386, SLG: 0.548		K					1-3	K		4	1	1	0	0	2	0						
Ken Hubbs, R OBP: 0.308, SLG: 0.392		1-3					K			3	0	1	1	1	1	0						
Cuno Barragan, R OBP: 0.290, SLG: 0.268			E4				K			4	1	0	0	0	3	2						
Andre Rodgers, R OBP: 0.323, SLG: 0.369			1B				HR			2	1	1	0	1	0	0						
Bob Buhl, R	(1, 1)		4-3				K			3	0	0	0	0	2	3						
Bob Anderson, R	(8, 1)		4-3				K			0	0	0	0	0	0	0						
Don Elston, R	(8, 1)		1-2				K			0	0	0	0	0	0	0						
Inning Stats	R: 0 E: 0 K: 0 S: 3	H: 0 LOB: 0 BB: 0 P: 3	R: 0 E: 0 K: 2 S: 7	H: 0 LOB: 0 BB: 0 P: 7	R: 1 E: 1 K: 0 S: 4	H: 1 LOB: 1 BB: 1 P: 8	R: 1 E: 0 K: 1 S: 7	H: 2 LOB: 1 BB: 0 P: 7	R: 2 E: 0 K: 1 S: 7	H: 2 LOB: 0 BB: 0 P: 7	R: 0 E: 0 K: 1 S: 5	H: 0 LOB: 0 BB: 0 P: 5	R: 0 E: 0 K: 2 S: 7	H: 0 LOB: 0 BB: 0 P: 7	R: 0 E: 0 K: 1 S: 5	H: 0 LOB: 0 BB: 0 P: 5	R: 0 E: 0 K: 2 S: 7	H: 0 LOB: 1 BB: 1 P: 11	1B: 3 2B: 1 3B: 0 HR: 1	SF: 0 SAC: 0 DP: 1 HBP: 0	WP: 0 PB: 0 SB: 0 CS: 0	PA: 34
PITCHER	IP	WLS	BF	H	R	ER	SO	BB	IBB	HBP	BLK	WP	HR	S	P	ERA	WHIP					
Billy O'Dell, L ERA: 3.02	(1, 1)	9.0	W	34	5	4	3	10	2	0	0	0	1	52	60	3.00	0.778					



Batter	1	2	3	4	5	6	7	8	9	AB	R	H	RBI	BB	SO	LOB	TOP			
Chuck Hiller, L (1.4) OBP: 0.345, SLG: 0.317	F8		4-3			F7		E4		4	0	0	0	0	0	2	San Francisco Giants @ Chicago Cubs Wrigley Field, Chicago, IL Thu Jun 07 1962, 3:33 AM CDT Att. 6,656 - Unknown - 45 F			
Harvey Kuenn, R (1.7) OBP: 0.400, SLG: 0.434	6-3			F8		1B				3	1	1	1	1	0	0				
Ernie Bowman, R (8, FR) OBP: 0.200, SLG: 0.200						3B				0	0	0	0	0	0	0				
Stu Miller, R (8, 1) OBP: 0.200, SLG: 0.200								BB		0	0	0	0	0	0	0				
Willie Mays, R (1.8) OBP: 0.414, SLG: 0.657	K			L7		1B		F5		4	0	1	1	0	1	2				
Orlando Cepeda, R (1.3) OBP: 0.367, SLG: 0.579		P4		4-3		1-3		P4		4	0	0	0	0	3					
Felipe Alou, R (1.9) OBP: 0.377, SLG: 0.532		5-3				1-3		F8		4	1	1	1	0	0	0				
Jim Davenport, R (1.5) OBP: 0.388, SLG: 0.508						F7		F8		4	0	1	0	0	0	0				
Jose Pagan, R (1.6) OBP: 0.312, SLG: 0.363						6-3		F9		3	0	1	0	0	0	1				
Willie McCovey, L (9, PH) OBP: 0.413, SLG: 0.741				SH1-4				B1		1	0	0	0	0	0	0				
Tom Haller, L (1.2) OBP: 0.389, SLG: 0.493				P5		3B		3-1		4	1	1	0	0	0	2				
Billy Pierce, L (1.1) OBP: 0.360, SLG: 0.273						1B				1	0	0	0	0	1	1				
Matty Alou, L (8, PH) OBP: 0.333, SLG: 0.302				SH1-4		K		L7		1	0	0	0	0	0	0				
Inning Stats	R: 0 E: 0 K: 1 S: 5	H: 0 LOB: 0 BB: 0 P: 5	R: 0 E: 0 K: 0 S: 3	H: 0 LOB: 0 BB: 0 P: 3	R: 0 E: 0 K: 0 S: 4	H: 1 LOB: 1 BB: 0 P: 4	R: 0 E: 0 K: 0 S: 3	H: 0 LOB: 0 BB: 0 P: 3	R: 0 E: 0 K: 1 S: 8	H: 3 LOB: 1 BB: 0 P: 8	R: 0 E: 0 K: 0 S: 4	H: 1 LOB: 1 BB: 0 P: 4	R: 0 E: 1 K: 0 S: 4	H: 0 LOB: 2 BB: 1 P: 8	R: 1 E: 0 K: 0 S: 4	H: 1 LOB: 0 BB: 0 P: 4	1B: 3 2B: 1 3B: 1 HR: 1	SF: 0 SAC: 1 DP: 0 HBP: 0	WP: 0 PB: 0 SB: 2 CS: 0	PA: 35
PITCHER Don Cardwell, R (1.1) ERA: 6.08	IP: 9.0 WLS: W BF: 35 H: 6 R: 3 ER: 3 SO: 2 BB: 1 IBB: 0 HBP: 0 BLK: 0 WP: 0 HR: 1 S: 38 P: 42 ERA: 3.00 WHIP: 0.778															PITCHER				

AB	33
R	3
H	6
RBI	3
BB	1
SO	2
LOB	11



Batter	1	2	3	4	5	6	7	8	9	AB	R	H	RBI	BB	SO	LOB	BOTTOM			
Ron Santo, R (1.5) OBP: 0.325, SLG: 0.401	5-3		G5-4-3			P4				3	0	0	0	1	0	1	San Francisco Giants @ Chicago Cubs Wrigley Field, Chicago, IL Thu Jun 07 1962, 3:33 AM CDT Att. 6,656 - Unknown - 45 F			
Ken Hubbs, R (1.4) OBP: 0.302, SLG: 0.379	F8		F9		FC5			F9		4	0	0	0	0	3					
Billy Williams, L (1.7) OBP: 0.419, SLG: 0.593	4-3				F7					4	1	2	0	0	0					
14 Ernie Banks, R (1.3) OBP: 0.299, SLG: 0.515					1B			L7		4	1	3	0	0	1					
Don Landrum, L (1.9) OBP: 0.378, SLG: 0.289					1B			1B		3	0	0	0	1	1					
Lou Brock, L (1.8) OBP: 0.332, SLG: 0.471					1B			F8		3	1	1	0	1	3					
El Tappe, R (1.2) OBP: 0.400, SLG: 0.348					1B			SH1-4		3	0	1	1	0	2					
Andre Rodgers, R (1.6) OBP: 0.333, SLG: 0.415					1B			F9		4	1	2	3	0	1					
Don Cardwell, R (1.1) OBP: 0.136, SLG: 0.050					1B			K		3	0	0	0	1	1					
Inning Stats	R: 0 E: 0 K: 0 S: 3	H: 1 LOB: 2 BB: 1 P: 10	R: 0 E: 0 K: 0 S: 2	H: 0 LOB: 0 BB: 1 P: 6	R: 3 E: 0 K: 0 S: 7	H: 4 LOB: 3 BB: 2 P: 15	R: 0 E: 0 K: 1 S: 6	H: 1 LOB: 1 BB: 0 P: 6	R: 1 E: 0 K: 0 S: 4	H: 1 LOB: 0 BB: 0 P: 4	R: 0 E: 0 K: 0 S: 4	H: 1 LOB: 1 BB: 0 P: 4	R: 0 E: 0 K: 1 S: 6	H: 1 LOB: 1 BB: 0 P: 6	R: 0 E: 0 K: 1 S: 6	H: 1 LOB: 1 BB: 0 P: 6		1B: 7 2B: 1 3B: 0 HR: 1	SF: 0 SAC: 1 DP: 1 HBP: 0	WP: 0 PB: 1 SB: 0 CS: 0
PITCHER Billy Pierce, L (1.1) ERA: 3.6	IP: 7.0 WLS: L BF: 32 H: 8 R: 4 ER: 4 SO: 2 BB: 4 IBB: 0 HBP: 0 BLK: 0 WP: 0 HR: 1 S: 32 P: 48 ERA: 5.14 WHIP: 1.714															PITCHER				
Stu Miller, R (8, 1) ERA: 1.45	IP: 1.0 WLS: L BF: 4 H: 1 R: 0 ER: 0 SO: 1 BB: 0 IBB: 0 HBP: 0 BLK: 0 WP: 0 HR: 0 S: 6 P: 6 ERA: 0.00 WHIP: 1.000															PITCHER				



Batter	1	2	3	4	5	6	7	8	9	AB	R	H	RBI	BB	SO	LOB	TOP			
Chuck Hillier, L (1,4) OBP: 0.348, SLG: 0.320	F8		HR		F2		1-2 2-H			4	1	2	1	0	0	0	San Francisco Giants @ St. Louis Cardinals Sportsman's Park, St. Louis, MO Fri Jun 08 1962, 8:05 PM EDT Att: 16,209 - Unknown - 75 F			
Willie Mays, R (1,8) OBP: 0.412, SLG: 0.664	K		HR		K		F3			4	1	1	2	0	2	2				
Willie McCovey, L (1,9) OBP: 0.418, SLG: 0.776			HR		F8		K			4	1	2	1	0	1	2				
Orlando Cepeda, R (1,3) OBP: 0.361, SLG: 0.570	6-3		HR		6-3		K			4	0	0	0	0	1	1				
Felipe Alou, R (1,7) OBP: 0.379, SLG: 0.537		K	CS		6-3		5-3			4	0	2	0	0	1	0				
Jim Davenport, R (1,5) OBP: 0.385, SLG: 0.508		PB	CS		K		F7			4	0	1	0	0	2	1				
Jose Pagan, R (1,6) OBP: 0.306, SLG: 0.356	F4				K		F4			4	0	0	0	0	1	1				
Tom Haller, L (1,2) OBP: 0.383, SLG: 0.474	4-3				4-3		1B	BB		3	1	0	0	1	0	1				
Juan Marichal, R (1,1) OBP: 0.306, SLG: 0.273			K		4-3		F3	1B		2	0	0	0	0	1	0				
Bobby Bolin, R (5,1)							1B	1B		0	0	0	0	0	0	0				
Matty Alou, L (7,PH) OBP: 0.347, SLG: 0.318										1	0	1	0	0	0	0				
Don Larsen, R (7,1) OBP: 0.214, SLG: 0.214										0	0	0	0	0	0	0				
Ed Bailey, L (9,PH) OBP: 0.360, SLG: 0.488										1	0	0	0	0	0	0				
Inning Stats	R: 0 E: 0 K: 1 S: 6	H: 1 LOB: 1 BB: 0 P: 6	R: 0 E: 0 K: 1 S: 6	H: 1 LOB: 1 BB: 0 P: 6	R: 3 E: 0 K: 1 S: 8	H: 4 LOB: 0 BB: 0 P: 8	R: 0 E: 0 K: 2 S: 7	H: 0 LOB: 0 BB: 0 P: 7	R: 0 E: 0 K: 0 S: 4	H: 1 LOB: 1 BB: 0 P: 4	R: 1 E: 0 K: 1 S: 7	H: 2 LOB: 2 BB: 1 P: 11	R: 0 E: 0 K: 0 S: 3	H: 0 LOB: 0 BB: 0 P: 3	R: 0 E: 0 K: 0 S: 3	H: 0 LOB: 0 BB: 0 P: 3	1B: 5 2B: 2 3B: 0 HR: 2	SF: 0 SAC: 0 DP: 0 HBP: 0	WP: 0 PB: 1 SB: 0 CS: 1	PA: 37
PITCHER	IP WLS BF H R ER SO BB IBB HBP BLK WP HR S P ERA WHIP																			
Bob Gibson, R (1,1) ERA: 3.4	6.1 W 28 9 4 4 6 1 0 0 0 0 2 39 43 5.68 1.579																			
Lindy McDaniel, R (7,1) ERA: 3.27	2.2 S 8 0 0 0 3 0 0 0 0 0 0 14 14 0.00 0.000																			

Batter	1	2	3	4	5	6	7	8	9	AB	R	H	RBI	BB	SO	LOB	BOTTOM			
Curt Flood, R (1,8) OBP: 0.365, SLG: 0.444	4-3		F8		K	4-3	SH1-4	1B		2	1	0	0	1	1	1	San Francisco Giants @ St. Louis Cardinals Sportsman's Park, St. Louis, MO Fri Jun 08 1962, 8:05 PM EDT Att: 16,209 - Unknown - 75 F			
Julian Javier, R (1,4) OBP: 0.283, SLG: 0.302	4-3		5-3		1B	SH1-4	1B	1B		4	1	2	0	0	0	1				
Bill White, L (1,3) OBP: 0.359, SLG: 0.479	L1		HR		HR	4-3	4-6-3	1B		5	2	3	3	0	0	2				
Stan Musial, L (1,7) OBP: 0.399, SLG: 0.462	F6				FC1-5	HR	1-3	1B		5	1	2	1	0	1	4				
Bobby Gene Smith, R (8,PR) OBP: 0.230, SLG: 0.273					FC1-5	HR	3-H	1B		0	0	0	0	0	0	0				
Ken Boyer, R (1,5) OBP: 0.374, SLG: 0.500		4-3	K		HR		5-3	G4-6-3		5	1	2	3	0	1	3				
Carl Sawatski, L (1,2) OBP: 0.442, SLG: 0.591	G3				F8	BB	1B	F8		5	0	1	0	0	1	3				
Julio Gotay, R (1,6) OBP: 0.375, SLG: 0.395		3B			K		5-3			4	1	2	0	0	1	1				
Doug Clemens, L (1,9) OBP: 0.344, SLG: 0.275		1B			F8		1B			2	0	1	1	2	0	0				
Bob Gibson, R (1,1) OBP: 0.308, SLG: 0.227		3B					1B			3	1	1	0	0	1	4				
Lindy McDaniel, R (7,1) ERA: 3.65		K					1B			1	0	0	0	0	1	2				
Inning Stats	R: 0 E: 0 K: 0 S: 3	H: 0 LOB: 1 BB: 1 P: 7	R: 1 E: 0 K: 1 S: 7	H: 2 LOB: 1 BB: 0 P: 7	R: 1 E: 0 K: 1 S: 7	H: 2 LOB: 1 BB: 0 P: 7	R: 0 E: 0 K: 1 S: 5	H: 0 LOB: 0 BB: 0 P: 5	R: 4 E: 0 K: 1 S: 11	H: 6 LOB: 3 BB: 1 P: 15	R: 0 E: 0 K: 1 S: 5	H: 0 LOB: 1 BB: 0 P: 6	R: 0 E: 0 K: 2 S: 8	H: 1 LOB: 2 BB: 1 P: 12	R: 2 E: 0 K: 0 S: 5	H: 3 LOB: 2 BB: 0 P: 6	1B: 11 2B: 0 3B: 1 HR: 2	SF: 0 SAC: 1 DP: 1 HBP: 2	WP: 0 PB: 0 SB: 0 CS: 0	PA: 42
PITCHER	IP WLS BF H R ER SO BB IBB HBP BLK WP HR S P ERA WHIP																			
Juan Marichal, R (1,1) ERA: 2.86	4.2 L 25 10 6 6 4 1 0 0 0 0 0 0 6 11 0.00 0.750																			
Bobby Bolin, R (5,1) ERA: 3.65	1.1 6 0 0 0 1 1 0 1 0 0 0 6 11 0.00 0.750																			
Don Larsen, R (7,1) ERA: 4.82	2.0 11 4 2 2 2 0 1 1 0 0 0 13 18 9.00 2.000																			

AB 35
R 4
H 9
RBI 4
BB 1
SO 9
LOB 8



AB 36
R 8
H 14
RBI 8
BB 3
SO 7
LOB 21



Batter	1	2	3	4	5	6	7	8	9	AB	R	H	RBI	BB	SO	LOB	TOP		
Harvey Kuenn, R OBP: 0.394, SLG: 0.433	F8	F7		4-3			F8 1-H 2B		6-3	5	0	1	1	0	0	2			
Jose Pagan, R OBP: 0.304, SLG: 0.353	HR 1B	FC6-4 1-2			6-3		F8 2-3		4-3	5	1	1	0	0	0	2			
Willie Mays, R OBP: 0.309, SLG: 0.670	HR 1-H	FC6-4 1-2			5-3		4-3			4	1	1	2	0	0	2			
Felipe Alou, R OBP: 0.381, SLG: 0.550	HR			6-3		PO 1B	5-3			4	1	2	1	0	0	1			
Orlando Cepeda, R OBP: 0.359, SLG: 0.564	1B 1B			K		PO 1-2	F9		5-3	4	0	1	0	0	1	0			
Jim Davenport, R OBP: 0.388, SLG: 0.508	1-2 1B			6-3			F7		4-3 1B	4	0	2	0	0	0	0			
Chuck Hiller, L OBP: 0.350, SLG: 0.323	F9			SH3-4 1B			FC4-6 1B		4-3	4	0	2	0	0	0	3			
Tom Haller, L OBP: 0.375, SLG: 0.462	K			SH3-4			FC4-6 1-2		K	2	0	0	0	0	1	3			
Gaylord Perry, R										0	0	0	0	0	0	0			
Bobby Bolin, R										0	0	0	0	0	0	0			
Bob Nieman, R (8, PH)										1	0	0	0	0	1	1			
Don Larsen, R										0	0	0	0	0	0	0			
Jack Sanford, R OBP: 0.235, SLG: 0.250				K					5-3	2	0	1	0	0	1	1			
Joe Pignatano, R										1	1	0	0	1	0	0			
Inning Stats	R: 3 E: 0 K: 1 S: 10	H: 5 LOB: 2 BB: 0 P: 10	R: 0 E: 0 K: 0 S: 4	H: 1 LOB: 1 BB: 0 P: 4	R: 0 E: 0 K: 1 S: 5	H: 0 LOB: 0 BB: 0 P: 5	R: 0 E: 0 K: 1 S: 6	H: 1 LOB: 1 BB: 0 P: 6	R: 0 E: 0 K: 0 S: 3	H: 1 LOB: 0 BB: 0 P: 3	R: 1 E: 0 K: 0 S: 4	H: 1 LOB: 1 BB: 1 P: 8	R: 0 E: 0 K: 1 S: 6	H: 1 LOB: 1 BB: 0 P: 6	R: 0 E: 0 K: 0 S: 3	H: 0 LOB: 0 BB: 0 P: 3	1B: 8 2B: 1 3B: 0 HR: 2	SF: 0 SAC: 1 DP: 0 HBP: 0	WP: 0 PA: 39 PB: 0 SB: 0 CS: 0
PITCHER Ray Sadecki, L ERA: 6.61	IP: 9.0 WLS: W BF: 38	H: 11 R: 4 ER: 4 SO: 4	BB: 1 IBB: 0 HBP: 0 BLK: 0	WP: 0 HR: 2 S: 45 P: 49	ERA: 4.00 WHIP: 1.333														

San Francisco Giants @ St. Louis Cardinals
Sportsman's Park, St. Louis, MO
Sat Jun 09 1962, 4:33 AM EDT
Att: 17,368 - Unknown - 85 F

AB	36
R	4
H	11
RBI	4
BB	1
SO	4
LOB	15

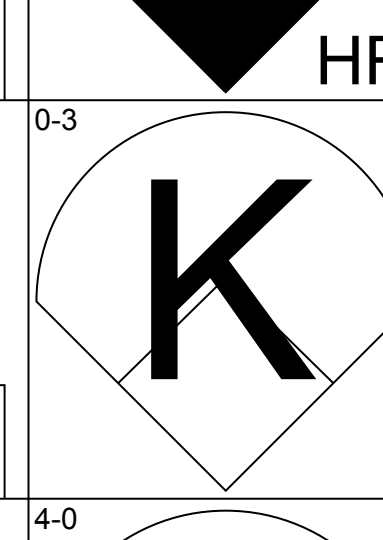
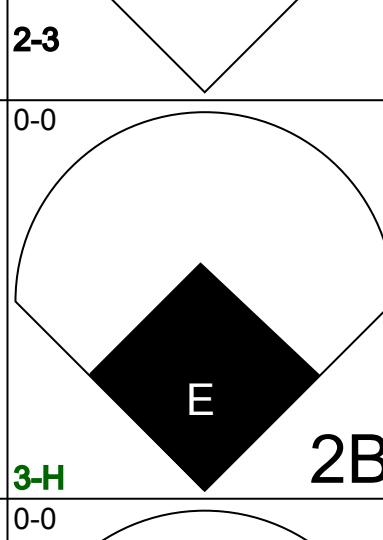


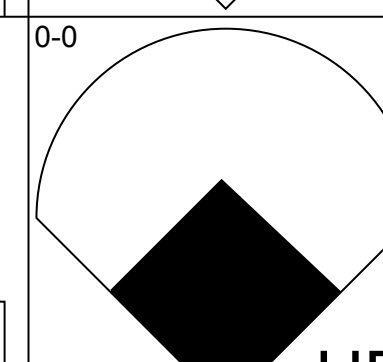
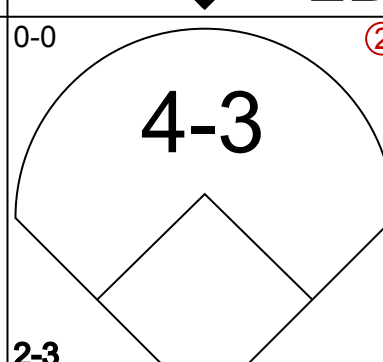
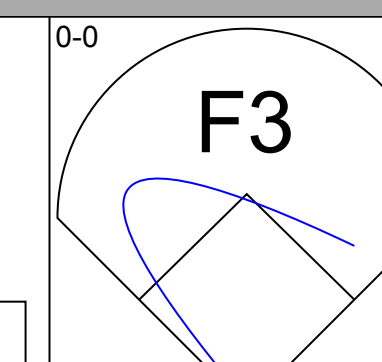
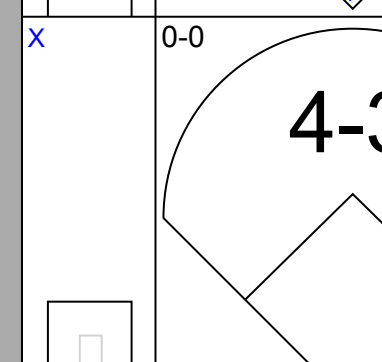
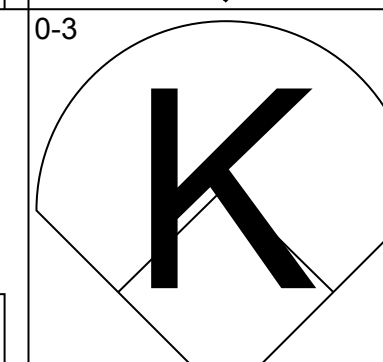
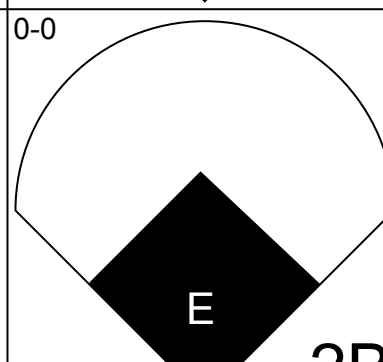
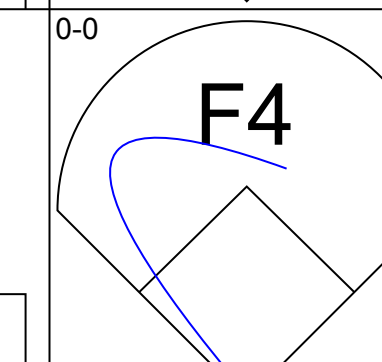
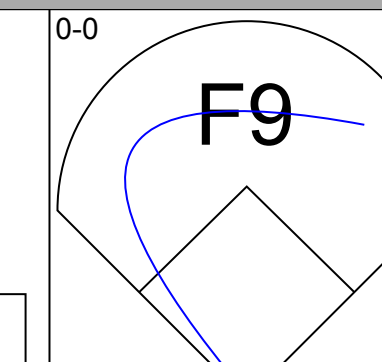
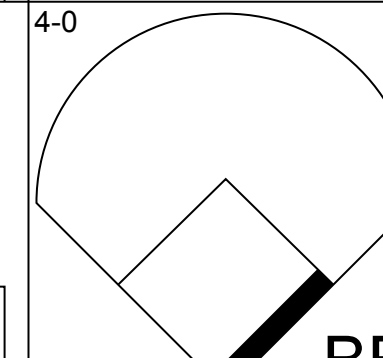
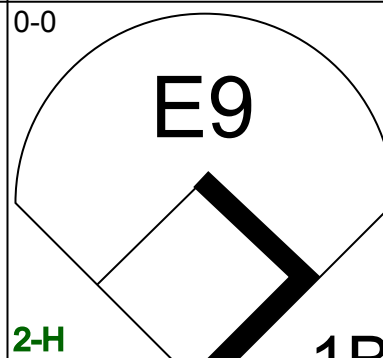
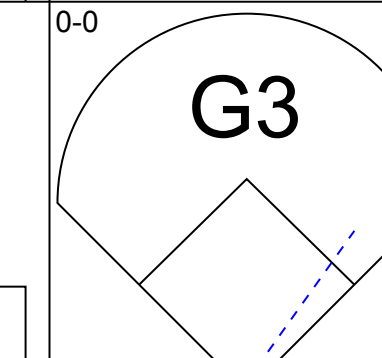
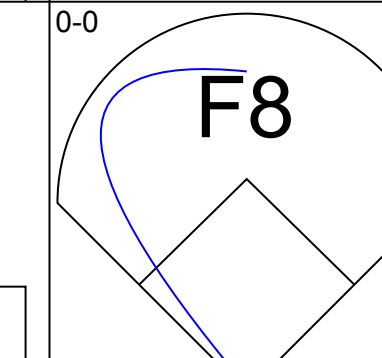

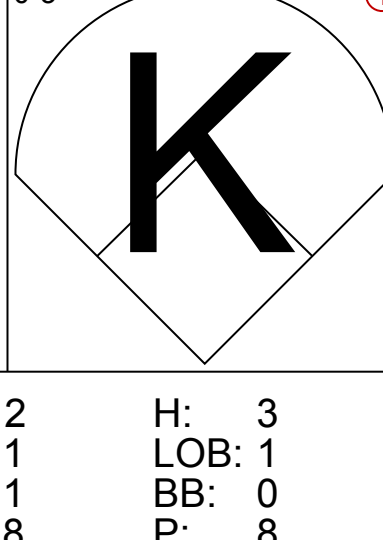
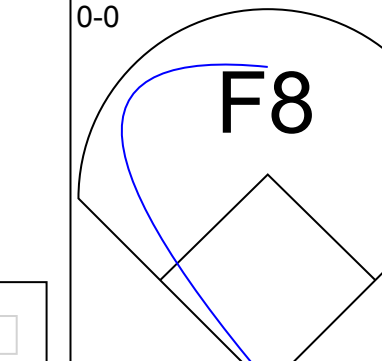
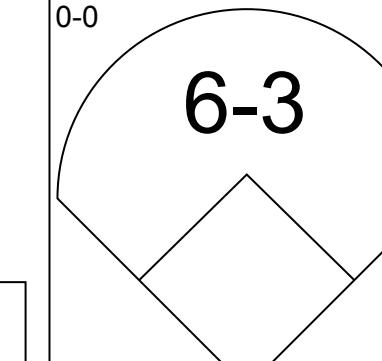
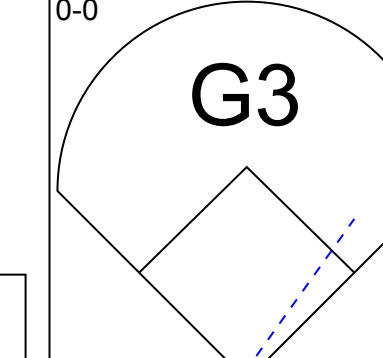

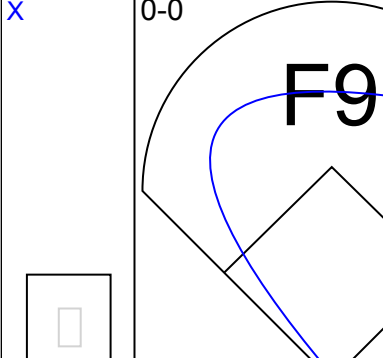
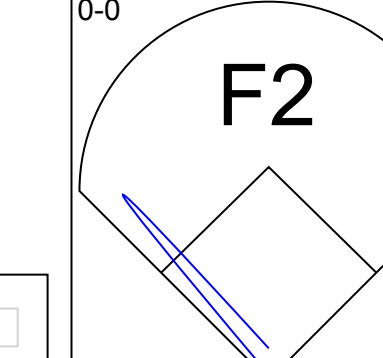
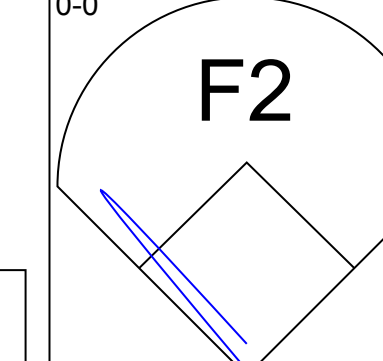
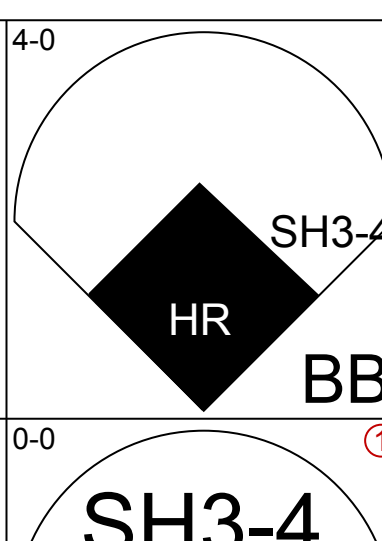

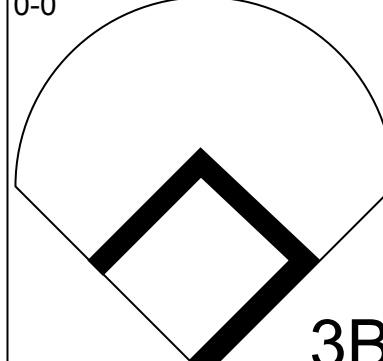
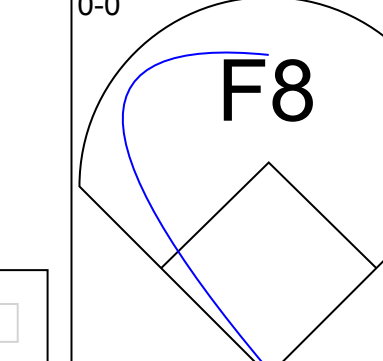
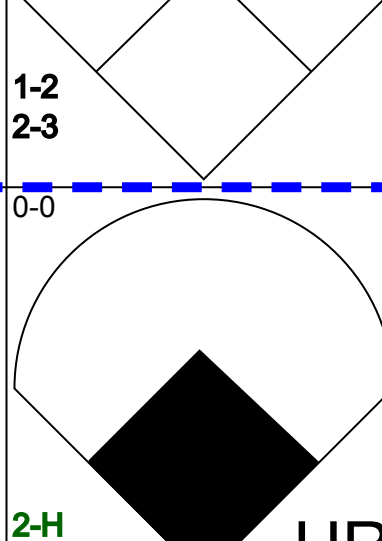

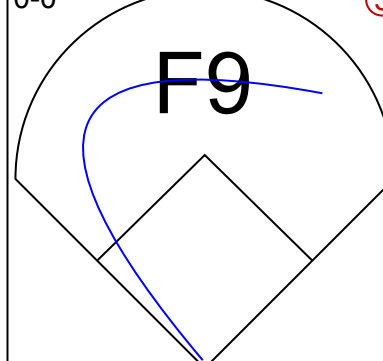
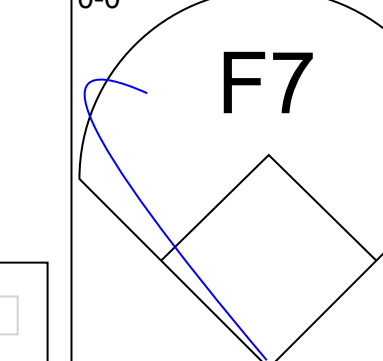
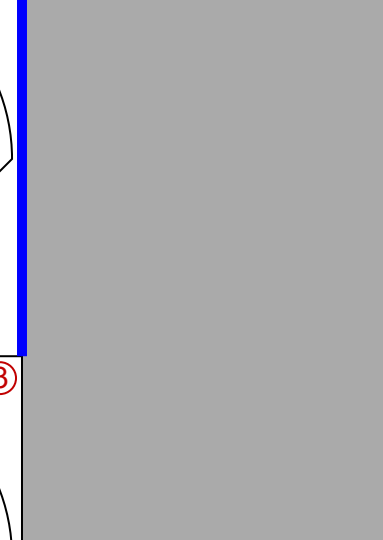


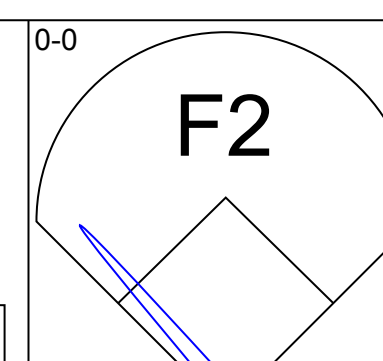
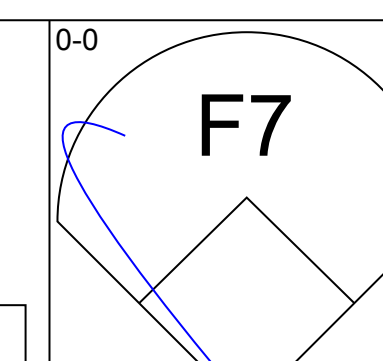
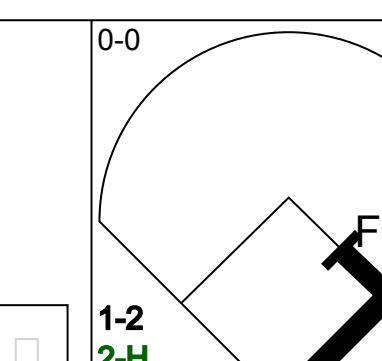
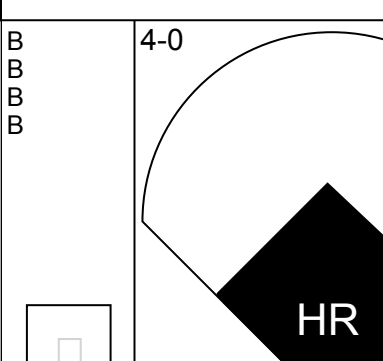
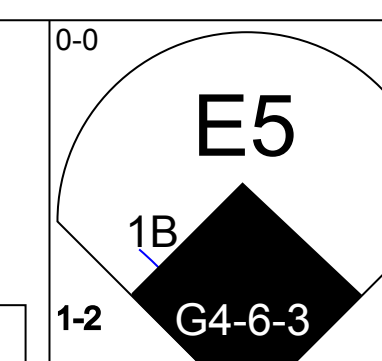
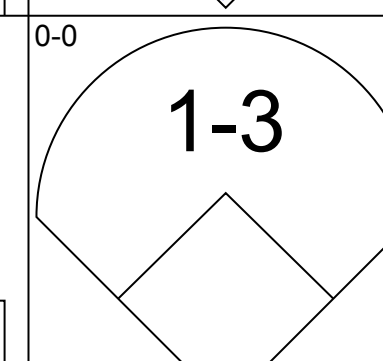
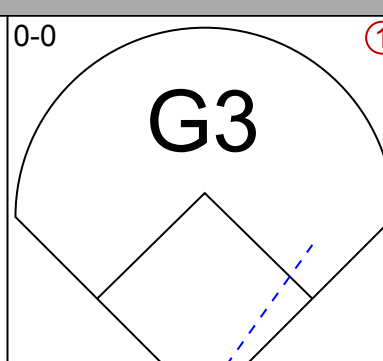
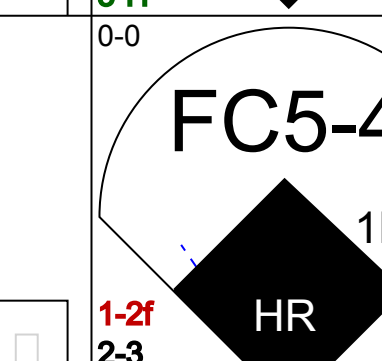
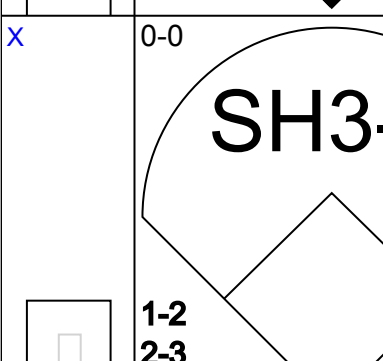
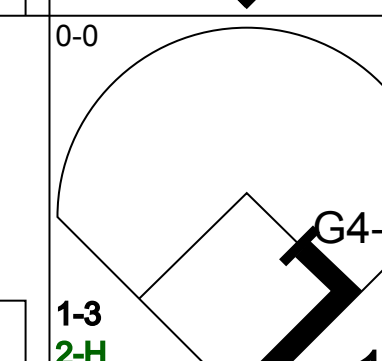
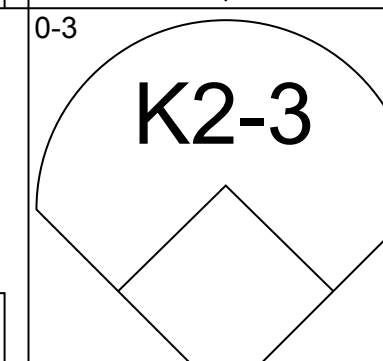
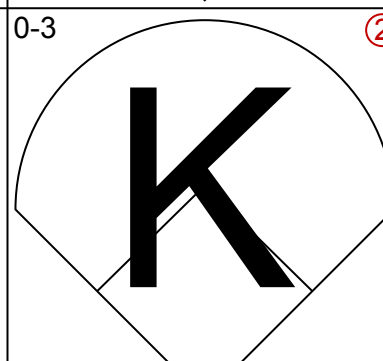
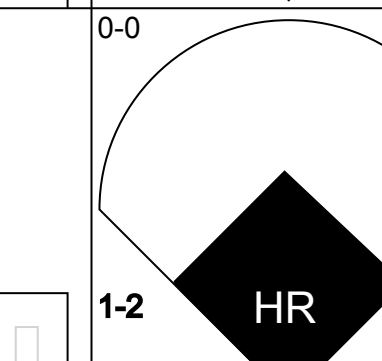
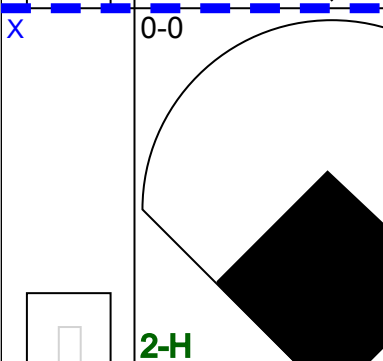
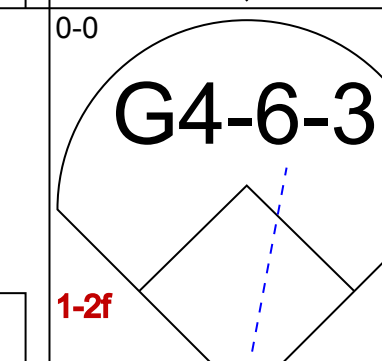
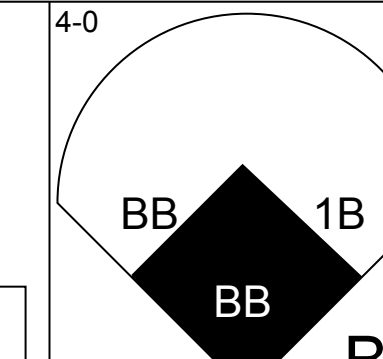
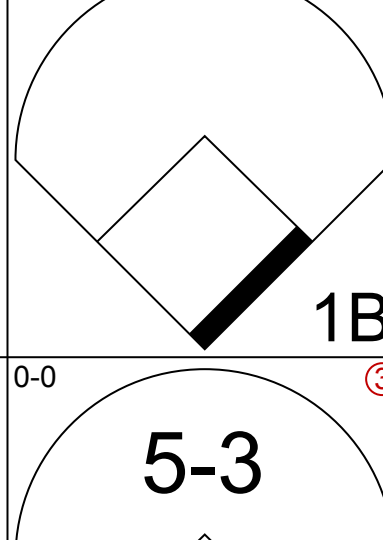
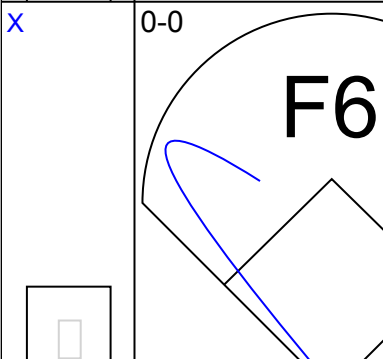
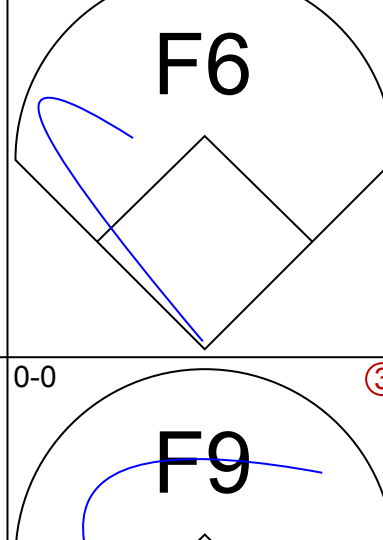
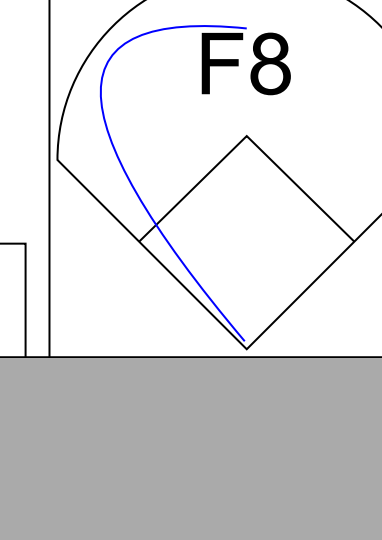

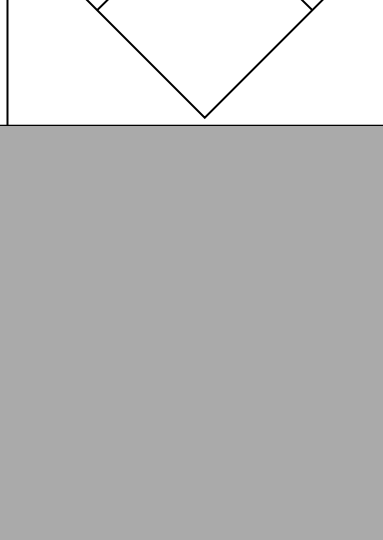
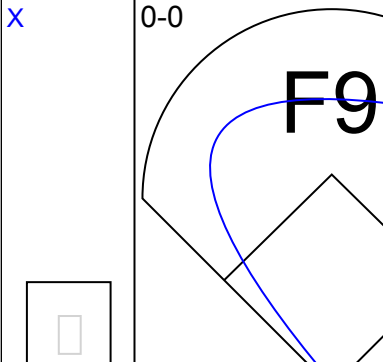
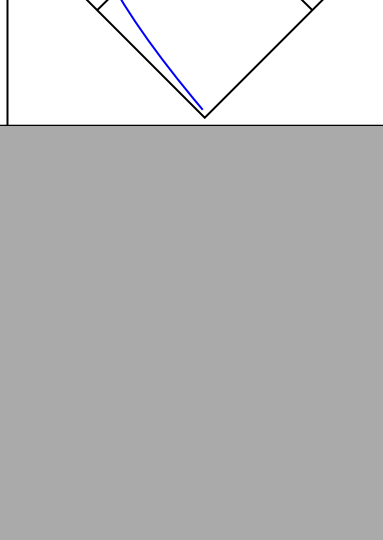
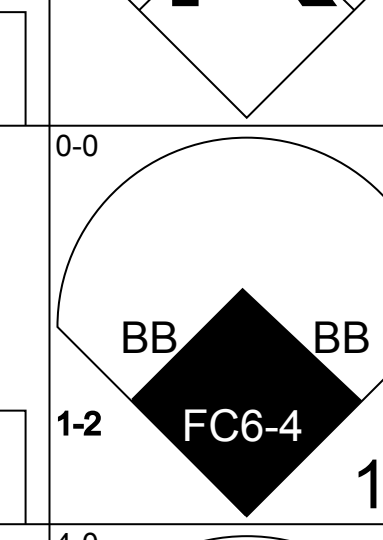

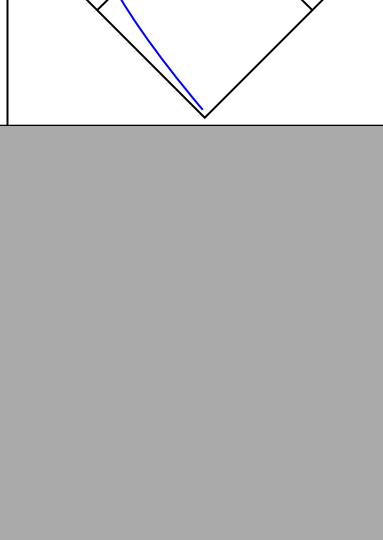

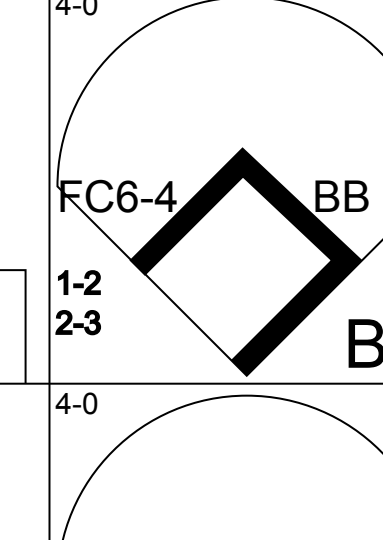



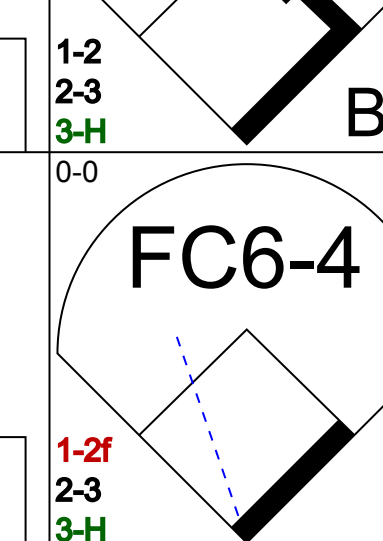

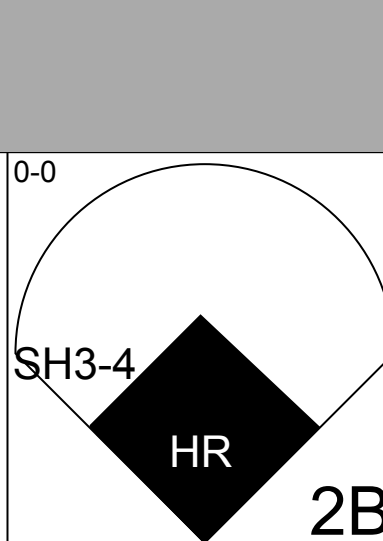
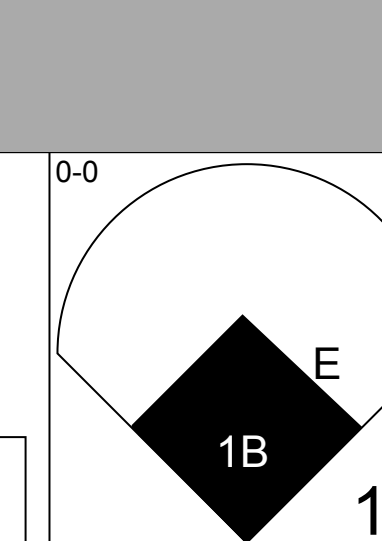
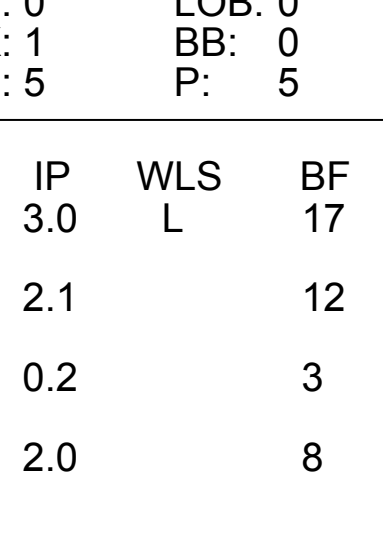
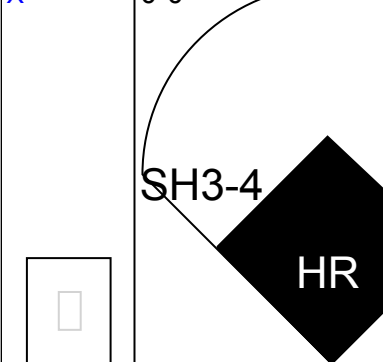
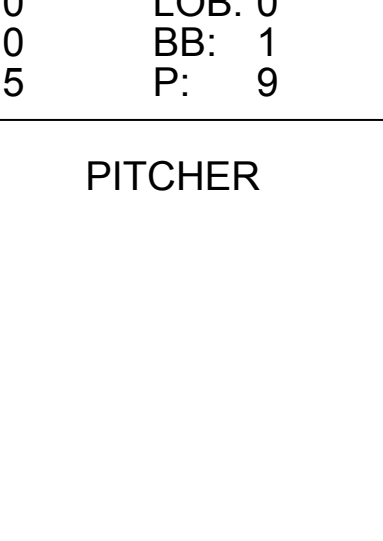
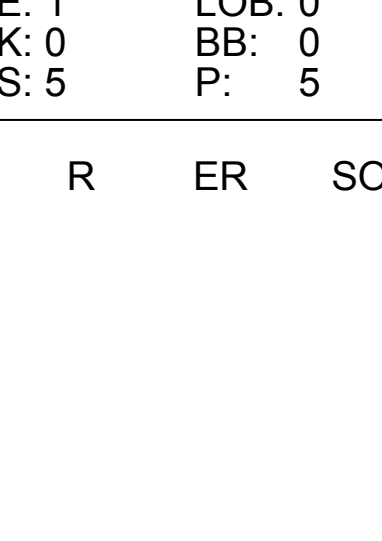
Batter	1	2	3	4	5	6	7	8	9	AB	R	H	RBI	BB	SO	LOB	BOTTOM											
Curt Flood, R OBP: 0.358, SLG: 0.434	F5	6-3			F6		5-3	F6		5	0	0	0	0	0	0												
Julian Javier, R OBP: 0.295, SLG: 0.320	BLK 2B 1B			F2	HR 1B		2B	1B		5	3	4	0	0	0	0												
Bill White, L OBP: 0.364, SLG: 0.500	F5			G3 1B	HR 1-H		1B 2B	F7		5	2	3	3	0	0	2												
Stan Musial, L OBP: 0.401, SLG: 0.489				G3 1B	F2		1B 1B			4	1	2	2	0	0	1												
Doug Clemens, L OBP: 0.344, SLG: 0.275	1-H 2B 2B			1-3	F2		1B 1B			0	0	0	0	0	0	0												
Ken Boyer, R OBP: 0.377, SLG: 0.498	2B BB			F8	F8		1B	1B		3	1	1	0	1	0	1												
Carl Sawatski, L OBP: 0.438, SLG: 0.588	1-H 2-H 2B			K			3-1	F5		4	0	1	2	0	1	2												
Julio Gotay, R OBP: 0.372, SLG: 0.392	F8			F8	F8		F8	1B		4	0	1	0	0	0	1												
Bobby Gene Smith, R OBP: 0.234, SLG: 0.263										2	0	0	0	1	0	0												
Red Schoendienst, S OBP: 0.371, SLG: 0.433		5-3								1	0	0	0	0	0	3												
Charlie James, R OBP: 0.359, SLG: 0.347										0	0	0	0	0	0	0												
Ray Sadecki, L OBP: 0.167, SLG: 0.333		F8		F4			HR	6-3		4	1	1	1	0	0	1												
Inning Stats	R: 3 E: 0 K: 0 S: 6	H: 3 LOB: 1 BB: 1 P: 10	R: 0 E: 0 K: 0 S: 3	H: 0 LOB: 0 BB: 0 P: 3	R: 0 E: 0 K: 1 S: 4	H: 1 LOB: 1 BB: 0 P: 4	R: 0 E: 0 K: 1 S: 5	H: 0 LOB: 1 BB: 1 P: 9	R: 2 E: 0 K: 0 S: 5	H: 2 LOB: 0 BB: 0 P: 5	R: 0 E: 0 K: 0 S: 3	H: 0 LOB: 0 BB: 0 P: 3	R: 3 E: 0 K: 0 S: 9	H: 6 LOB: 3 BB: 0 P: 9	R: 0 E: 0 K: 0 S: 4	H: 1 LOB: 1 BB: 0 P: 4	1B: 7 2B: 4 3B: 0 HR: 2	SF: 0 SAC: 0 DP: 0 HBP: 0	WP: 0 PA: 39 PB: 0 SB: 0 CS: 0									
PITCHER Jack Sanford, R ERA: 3.48	IP: 5.0 WLS: L BF: 23	H: 6 R: 5 ER: 5 SO: 1	BB: 2 IBB: 0 HBP: 0 BLK: 0	WP: 0 HR: 1 S: 23 P: 31	ERA: 9.00 WHIP: 1.600																							
Gaylord Perry, R ERA: 6.33	1.1	7	3	3	3	0	0	0	0	1	7	7	20.25	2.250														
Bobby Bolin, R ERA: 3.46	0.2	5	3	0	0	0	0	0	0	5	5	0.00	4.500															
Don Larsen, R ERA: 4.7	1.0	4	1	0	0	0	0	0	0	4	4	0.00	1.000															

San Francisco Giants @ St. Louis Cardinals
Sportsman's Park, St. Louis, MO
Sat Jun 09 1962, 4:33 AM EDT
Att: 17,368 - Unknown - 85 F

AB	37
R	8
H	13
RBI	8
BB	2
SO	1
LOB	11



Batter	1	2	3	4	5	6	7	8	9	AB	R	H	RBI	BB	SO	LOB	TOP			
Chuck Hiller, L (1,4) OBP: 0.346, SLG: 0.328										4	1	1	0	0	1	3	San Francisco Giants @ St. Louis Cardinals Sportsman's Park, St. Louis, MO Sun Jun 10 1962, 4:38 AM EDT Att: 33,679 - Unknown			
Matty Alou, L (1,7) OBP: 0.340, SLG: 0.375 Gaylord Perry, R (7,1)										4	1	1	1	0	0	1				
Willie Mays, R (1,8) OBP: 0.610, SLG: 0.665 Manny Mota, R (8,8)										4	1	1	1	0	1	0				
Willie McCovey, L (1,9) OBP: 0.419, SLG: 0.734										3	0	1	1	1	0	0				
Orlando Cepeda, R (1,3) OBP: 0.351, SLG: 0.551										4	0	0	0	0	0	2				
Jim Davenport, R (1,5) OBP: 0.387, SLG: 0.508										4	0	0	0	0	0	0				
Ed Bailey, L (1,2) OBP: 0.380, SLG: 0.535										3	0	1	0	1	0	0				
Jose Pagan, R (1,6) OBP: 0.306, SLG: 0.353										4	0	1	0	0	1	1				
Jim Duffalo, R (1,1) Stu Miller, R (4,1) OBP: 0.200, SLG: 0.200 Billy Pierce, L (6,1) OBP: 0.360, SLG: 0.273 Bob Nieman, R (7,PH) OBP: 0.200, SLG: 0.333										1	0	0	0	0	1	0				
Inning Stats	R: 1 E: 0 K: 2 S: 8	H: 1 LOB: 1 BB: 1 P: 12	R: 0 E: 0 K: 1 S: 5	H: 0 LOB: 0 BB: 0 P: 5	R: 2 E: 1 K: 1 S: 8	H: 3 LOB: 1 BB: 0 P: 8	R: 0 E: 1 K: 0 S: 4	H: 1 LOB: 2 BB: 1 P: 8	R: 0 E: 0 K: 0 S: 3	H: 0 LOB: 0 BB: 0 P: 3	R: 0 E: 0 K: 1 S: 5	H: 0 LOB: 0 BB: 0 P: 5	R: 0 E: 0 K: 0 S: 3	H: 0 LOB: 0 BB: 0 P: 3	R: 0 E: 0 K: 0 S: 3	H: 0 LOB: 0 BB: 0 P: 3		1B: 2 2B: 2 3B: 1 HR: 1	SF: 0 SAC: 1 DP: 1 HBP: 0	WP: 0 PB: 0 SB: 0 CS: 0
PITCHER Ray Washburn, R (1,1) ERA: 3.63	IP: 9.0 WLS: W BF: 35	H: 6 R: 3 ER: 3 SO: 5	BB: 2 IBB: 0 HBP: 0 BLK: 0	WP: 0 HR: 1 S: 43 P: 51	ERA: 3.00 WHIP: 0.889	PITCHER										IP: 9.0 WLS: W BF: 35	H: 6 R: 3 ER: 3 SO: 5	BB: 2 IBB: 0 HBP: 0 BLK: 0	WP: 0 HR: 1 S: 43 P: 51	ERA: 3.00 WHIP: 0.889


Batter	1	2	3	4	5	6	7	8	9	AB	R	H	RBI	BB	SO	LOB	BOTTOM			
Curt Flood, R (1,8) OBP: 0.359, SLG: 0.443										4	2	1	2	1	0	3	San Francisco Giants @ St. Louis Cardinals Sportsman's Park, St. Louis, MO Sun Jun 10 1962, 4:38 AM EDT Att: 33,679 - Unknown			
Julian Javier, R (1,4) OBP: 0.294, SLG: 0.317										4	1	1	1	0	0	2				
Bill White, L (1,3) OBP: 0.357, SLG: 0.489 Fred Whitfield, L (2,3) OBP: 0.500, SLG: 0.667										1	0	0	0	0	1	0				
Stan Musial, L (1,7) OBP: 0.470, SLG: 0.614 Bobby Gene Smith, R (7,7) OBP: 0.246, SLG: 0.290										3	2	2	3	1	0	0				
Ken Boyer, R (1,5) OBP: 0.377, SLG: 0.493										4	0	0	0	0	2	2				
Carl Sawatski, L (1,2) OBP: 0.438, SLG: 0.580 Jimmie Schaffer, R (8,2) OBP: 0.300, SLG: 0.278										3	2	1	0	1	0	0				
Julio Gotay, R (1,6) OBP: 0.373, SLG: 0.385 Dal Maxvill, R (8,6)										3	1	1	0	1	1	0				
Doug Clemens, L (1,9) OBP: 0.351, SLG: 0.268										2	1	0	1	2	2	0				
Ray Washburn, R (1,1) OBP: 0.333, SLG: 0.318										4	2	2	1	0	1	5				
Inning Stats	R: 0 E: 0 K: 1 S: 5	H: 0 LOB: 0 BB: 0 P: 5	R: 2 E: 0 K: 1 S: 6	H: 1 LOB: 2 BB: 3 P: 18	R: 0 E: 0 K: 1 S: 6	H: 1 LOB: 0 BB: 0 P: 6	R: 6 E: 0 K: 2 S: 11	H: 4 LOB: 0 BB: 2 P: 19	R: 0 E: 0 K: 2 S: 7	H: 0 LOB: 0 BB: 0 P: 7	R: 3 E: 0 K: 0 S: 5	H: 2 LOB: 0 BB: 1 P: 9	R: 0 E: 0 K: 1 S: 5	H: 0 LOB: 0 BB: 0 P: 5	R: 2 E: 1 K: 0 S: 5	H: 2 LOB: 0 BB: 0 P: 5		1B: 7 2B: 1 3B: 0 HR: 2	SF: 0 SAC: 1 DP: 1 HBP: 0	WP: 0 PB: 0 SB: 0 CS: 0
PITCHER Jim Duffalo, R (1,1) ERA: 4.56 Stu Miller, R (4,1) ERA: 2.79 Billy Pierce, L (6,1) ERA: 3.69 Gaylord Perry, R (7,1) ERA: 5.9	IP: 3.0 WLS: L BF: 17	H: 3 R: 5 ER: 5 SO: 4	BB: 5 IBB: 0 HBP: 0 BLK: 0	WP: 0 HR: 0 S: 18 P: 23	ERA: 15.00 WHIP: 2.667	PITCHER										IP: 3.0 WLS: L BF: 17	H: 3 R: 5 ER: 5 SO: 4	BB: 5 IBB: 0 HBP: 0 BLK: 0	WP: 0 HR: 0 S: 18 P: 23	ERA: 15.00 WHIP: 2.667


Batter	1	2	3	4	5	6	7	8	9	AB	R	H	RBI	BB	SO	LOB	TOP					
Harvey Kuenn, R OBP: 0.386, SLG: 0.422	F8		G4		1-3		FC5-4			4	0	0	0	0	0	3	San Francisco Giants @ Cincinnati Reds Crosley Field, Cincinnati, OH Tue Jun 12 1962, 7:05 PM EDT Unknown livebaseballscores.com					
Chuck Hiller, L OBP: 0.341, SLG: 0.322	F8		FC5		G3		F3			4	0	0	0	0	3							
Willie Mays, R OBP: 0.412, SLG: 0.667			F9			5-3		1B		4	0	2	0	0	2							
Orlando Cepeda, R OBP: 0.349, SLG: 0.546	K			4-3		F5		1B		4	0	1	0	0	1							
Felipe Alou, R OBP: 0.380, SLG: 0.542		K			6-3			K		4	0	1	0	0	2							
Jim Davenport, R OBP: 0.389, SLG: 0.522		K						5-3		4	1	2	0	0	1							
Ed Bailey, L OBP: 0.377, SLG: 0.527		5-3					SF9			2	0	0	1	1	0							
Jose Pagan, R OBP: 0.313, SLG: 0.364			G4		F7					4	1	3	0	0	2							
Juan Marichal, R OBP: 0.325, SLG: 0.297					L1			L4-3		4	0	2	1	0	1							
Inning Stats	R: 0 E: 0 K: 1 S: 6	H: 1 LOB: 1 BB: 0 P: 6	R: 0 E: 0 K: 2 S: 7	H: 0 LOB: 0 BB: 0 P: 7	R: 0 E: 0 K: 0 S: 5	H: 2 LOB: 2 BB: 0 P: 5	R: 0 E: 0 K: 0 S: 4	H: 2 LOB: 2 BB: 1 P: 8	R: 0 E: 0 K: 0 S: 3	H: 0 LOB: 0 BB: 0 P: 3	R: 0 E: 0 K: 0 S: 3	H: 0 LOB: 0 BB: 0 P: 3	R: 2 E: 0 K: 0 S: 6	H: 3 LOB: 1 BB: 0 P: 6	R: 0 E: 0 K: 1 S: 6	H: 2 LOB: 1 BB: 0 P: 6	R: 0 E: 0 K: 0 S: 3	H: 1 LOB: 0 BB: 0 P: 3	1B: 7 2B: 4 3B: 1 HR: 0	SF: 1 SAC: 0 DP: 1 HBP: 0	WP: 0 PB: 0 SB: 0 CS: 1	PA: 36
PITCHER Jim O'Toole, L ERA: 4.01	IP: 9.0 WLS: L BF: 36	H: 11 R: 2 ER: 2 SO: 4	BB: 1 IBB: 0 HBP: 0 BLK: 0	WP: 0 HR: 0 S: 43 P: 47	ERA: 2.00 WHIP: 1.333																	

Batter	1	2	3	4	5	6	7	8	9	AB	R	H	RBI	BB	SO	LOB	BOTTOM					
Eddie Kasko, R OBP: 0.297, SLG: 0.335	6-3				5-3		4-3			4	0	1	0	0	0	0	San Francisco Giants @ Cincinnati Reds Crosley Field, Cincinnati, OH Tue Jun 12 1962, 7:05 PM EDT Unknown livebaseballscores.com					
Don Blasingame, L OBP: 0.351, SLG: 0.370			F2		F9		F6			3	0	0	0	1	0	1						
Vada Pinson, L OBP: 0.343, SLG: 0.579			F8		F5		G3			4	0	0	0	0	2							
Frank Robinson, R OBP: 0.375, SLG: 0.509			K				F6			4	0	2	0	0	1							
Gordy Coleman, L OBP: 0.333, SLG: 0.440										4	1	2	1	0	3							
Cookie Rojas, R OBP: 0.307, SLG: 0.227	F3									0	0	0	0	0	0							
Marty Keough, L OBP: 0.391, SLG: 0.393			F8		4-3		F8			3	0	0	0	0	1							
Leo Cardenas, R OBP: 0.317, SLG: 0.377					E8		F3			4	0	2	0	0	3							
Johnny Edwards, L OBP: 0.324, SLG: 0.396										3	0	0	0	0	1							
Jerry Lynch, L OBP: 0.337, SLG: 0.447			K		F7		5-3			0	0	0	0	1	0							
Jim O'Toole, S OBP: 0.200, SLG: 0.200										3	0	0	0	0	2							
Joe Gaines, R OBP: 0.500, SLG: 0.692			K		K		F6			1	0	0	0	0	2							
Inning Stats	R: 0 E: 0 K: 0 S: 4	H: 1 LOB: 2 BB: 1 P: 8	R: 0 E: 0 K: 2 S: 8	H: 1 LOB: 0 BB: 0 P: 8	R: 0 E: 0 K: 1 S: 6	H: 1 LOB: 1 BB: 0 P: 6	R: 1 E: 1 K: 1 S: 7	H: 2 LOB: 1 BB: 0 P: 7	R: 0 E: 0 K: 0 S: 3	H: 0 LOB: 0 BB: 0 P: 3	R: 0 E: 0 K: 0 S: 4	H: 1 LOB: 1 BB: 0 P: 4	R: 0 E: 0 K: 0 S: 3	H: 0 LOB: 0 BB: 0 P: 3	R: 0 E: 0 K: 1 S: 6	H: 1 LOB: 2 BB: 1 P: 10	R: 0 E: 0 K: 0 S: 6	H: 1 LOB: 2 BB: 1 P: 10	1B: 5 2B: 1 3B: 0 HR: 1	SF: 0 SAC: 1 DP: 0 HBP: 0	WP: 0 PB: 0 SB: 0 CS: 0	PA: 36
PITCHER Juan Marichal, R ERA: 2.72	IP: 9.0 WLS: W BF: 36	H: 7 R: 1 ER: 1 SO: 5	BB: 1 IBB: 1 HBP: 0 BLK: 0	WP: 0 HR: 1 S: 44 P: 52	ERA: 1.00 WHIP: 0.889																	

Batter	1	2	3	4	5	6	7	8	9	AB	R	H	RBI	BB	SO	LOB	TOP										
Chuck Hiller, L (1,4) OBP: 0.345, SLG: 0.327	4-1	SF9		BB			1B		1B	3	0	2	2	1	0	0	San Francisco Giants @ Cincinnati Reds Crosley Field, Cincinnati, OH Tue Jun 12 1962, 7:05 PM EDT Att: 18,215 - Unknown										
Matty Alou, L (1,9) OBP: 0.310, SLG: 0.340	G3	FC3-6		K			K		K	5	0	0	0	0	3	5											
Willie Mays, R (1,8) OBP: 0.412, SLG: 0.661	HR	F3					K		1B	5	1	2	0	0	2	2											
Willie McCovey, L (1,7) OBP: 0.423, SLG: 0.712	HR						G3		1-3	2	1	0	0	2	0	1											
Felipe Alou, R (9, PH) OBP: 0.376, SLG: 0.540	HR	BB		CS			G3		1-3	1	0	0	0	0	0	2											
Orlando Cepeda, R (1,3) OBP: 0.352, SLG: 0.569	HR			F8			HR		K	4	2	2	4	0	1	1											
Ed Bailey, L (1,2) OBP: 0.367, SLG: 0.511	K			K			G3		5-3	4	0	0	0	0	2	1											
Jim Davenport, R (1,5) OBP: 0.367, SLG: 0.515		1B		E4			K		6-3	3	1	0	0	1	1	0											
Jose Pagan, R (1,6) OBP: 0.318, SLG: 0.366		1B		SH5-3			F9		SH2-4	2	2	1	0	1	0	0											
Mike McCormick, L (1,1) OBP: 0.188, SLG: 0.333				1-3			F9		SH2-4	3	0	1	0	0	0	1											
Stu Miller, R (8,1) OBP: 0.200, SLG: 0.200										0	0	0	0	0	0	0											
Don Larsen, R (9,1) OBP: 0.214, SLG: 0.214										0	0	0	0	0	0	0											
Inning Stats	R: 3 E: 1 K: 1 S: 7	H: 2 LOB: 0 BB: 1 P: 11	R: 2 E: 1 K: 0 S: 4	H: 1 LOB: 1 BB: 2 P: 12	R: 0 E: 0 K: 1 S: 4	H: 0 LOB: 0 BB: 1 P: 8	R: 0 E: 1 K: 1 S: 6	H: 0 LOB: 2 BB: 1 P: 10	R: 1 E: 0 K: 1 S: 6	H: 1 LOB: 0 BB: 0 P: 6	R: 0 E: 0 K: 2 S: 5	H: 0 LOB: 0 BB: 0 P: 5	R: 0 E: 0 K: 2 S: 8	H: 1 LOB: 1 BB: 0 P: 8	R: 0 E: 0 K: 1 S: 5	H: 0 LOB: 0 BB: 0 P: 5	R: 1 E: 0 K: 1 S: 8	H: 3 LOB: 2 BB: 0 P: 8	1B: 6 2B: 0 3B: 0 HR: 2	SF: 1 SAC: 2 DP: 0 HBP: 0	WP: 0 PA: 40 PB: 0 SB: 0 CS: 1						
PITCHER	IP	WLS	BF	H	R	ER	SO	BB	IBB	HBP	BLK	WP	HR	S	P	ERA	WHIP	PITCHER									
Moe Drabowsky, R (1,1) ERA: 6.14	3.0	L	15	3	5	4	2	4	0	0	0	0	1	15	31	12.00	2.333										
Johnny Klippstein, R (4,1) ERA: 4.36	2.0		9	1	1	1	2	1	0	0	0	0	1	12	16	4.50	1.000										
Dave Sisler, R (6,1) ERA: 4.11	2.0		7	1	0	0	3	0	0	0	0	0	0	13	13	0.00	0.500										
Ted Willis, L (8,1) ERA: 5.52	2.0		9	3	1	1	2	0	0	0	0	0	0	13	13	4.50	1.500										

Batter	1	2	3	4	5	6	7	8	9	AB	R	H	RBI	BB	SO	LOB	BOTTOM										
Eddie Kasko, R (1,5) OBP: 0.295, SLG: 0.333	1B		F9		F9			F9	SF8	4	0	1	1	0	0	2	San Francisco Giants @ Cincinnati Reds Crosley Field, Cincinnati, OH Tue Jun 12 1962, 7:05 PM EDT Att: 18,215 - Unknown										
Don Zimmer, R (1,4) OBP: 0.252, SLG: 0.295	K		K		F9			F2	F3	4	0	0	0	0	2	3											
Marty Keough, L (9, PH) OBP: 0.385, SLG: 0.386										1	0	0	0	0	0	2											
Vada Pinson, L (1,8) OBP: 0.340, SLG: 0.569	F7			6-3			F9	1B	E4	5	1	1	0	0	0	2											
Frank Robinson, R (1,9) OBP: 0.371, SLG: 0.502	F4			5-3			F8	1B	6-3	5	0	1	0	0	0	3											
Wally Post, R (1,7) OBP: 0.346, SLG: 0.503		F2		F2			F3	1B		4	0	1	1	0	0	0											
Leo Cardenas, R (1,6) OBP: 0.315, SLG: 0.371		F7		HR			F6	K		3	1	0	0	1	1	2											
Don Pavletich, R (1,3) OBP: 0.375, SLG: 0.231			K		F8			F6	BB	3	0	0	0	0	1	1											
Gordy Coleman, L (9, PH) OBP: 0.337, SLG: 0.443									BB	1	1	1	0	0	0	0											
Hank Foiles, R (1,2) OBP: 0.387, SLG: 0.536									BB	2	1	2	2	1	0	0											
Jerry Lynch, L (9, PH) OBP: 0.345, SLG: 0.455					HR				E	1	1	1	0	0	0	0											
Moe Drabowsky, R (1,1) ERA: 6.14										0	0	0	0	0	0	0											
Cookie Rojas, R (3, PH) OBP: 0.303, SLG: 0.292										1	0	0	0	0	0	1											
Johnny Klippstein, R (4,1) ERA: 4.36										0	0	0	0	0	0	0											
Joe Gaines, R (5, PH) ERA: 4.36										0	0	0	0	0	0	0											
Dave Sisler, R (6,1) ERA: 4.11										0	0	0	0	0	0	0											
Don Blasingame, L (7, PH) OBP: 0.346, SLG: 0.396										1	0	0	0	0	0	1											
Ted Willis, L (8,1) ERA: 5.52										0	0	0	0	0	0	0											
Johnny Edwards, L (9, PH) OBP: 0.326, SLG: 0.396										0	0	0	0	0	0	0											
Inning Stats	R: 0 E: 0 K: 1 S: 6	H: 1 LOB: 1 BB: 0 P: 6	R: 0 E: 0 K: 1 S: 5	H: 0 LOB: 0 BB: 0 P: 5	R: 0 E: 0 K: 2 S: 7	H: 0 LOB: 1 BB: 1 P: 11	R: 0 E: 0 K: 0 S: 3	H: 0 LOB: 0 BB: 0 P: 3	R: 2 E: 0 K: 0 S: 4	H: 1 LOB: 1 BB: 2 P: 12	R: 0 E: 0 K: 0 S: 3	H: 0 LOB: 0 BB: 0 P: 3	R: 0 E: 0 K: 0 S: 4	H: 1 LOB: 1 BB: 0 P: 4	R: 1 E: 0 K: 1 S: 8	H: 3 LOB: 2 BB: 0 P: 8	R: 2 E: 1 K: 0 S: 6	H: 2 LOB: 2 BB: 1 P: 10	1B: 6 2B: 1 3B: 0 HR: 1	SF: 1 SAC: 0 DP: 0 HBP: 0	WP: 0 PA: 40 PB: 0 SB: 0 CS: 0						
PITCHER	IP	WLS	BF	H	R	ER	SO	BB	IBB	HBP	BLK	WP	HR	S	P	ERA	WHIP	PITCHER									
Mike McCormick, L (1,1) ERA: 5.16	7.2	W	32	6	3	3	4	3	0	0	0	0	1	37	49	3.52	1.174										
Stu Miller, R (8,1) ERA: 2.94	1.0		7	2	2	1	1	1	0	0	0	0	0	8	12	9.00	3.000										
Don Larsen, R (9,1) ERA: 4.66	0.1	S	1	0	0	0	0	0	0	0	0	0	0	1	1	0.00	0.000										

Batter	1	2	3	4	5	6	7	8	9	AB	R	H	RBI	BB	SO	LOB	TOP			
Harvey Kuenn, R (1,7) OBP: 0.393, SLG: 0.418	1-3		4-3			F7			1B	4	0	1	0	0	0	0	San Francisco Giants @ Cincinnati Reds Crosley Field, Cincinnati, OH Wed Jun 13 1962, 7:05 PM EDT Att: 15,837 - Unknown AB 28 R 0 H 3 RBI 0 BB 3 SO 4 LOB 7 			
Chuck Hiller, L (1,4) OBP: 0.340, SLG: 0.321	1-4-3		K2-3			K			F8	4	0	0	0	0	2	1				
Willie Mays, R (1,8) OBP: 0.409, SLG: 0.653	BB				6-3				F8	3	0	0	0	1	0	1				
Orlando Cepeda, R (1,3) OBP: 0.350, SLG: 0.562	BB				F2				F8	3	0	0	0	1	1	1				
Felipe Alou, R (1,9) OBP: 0.382, SLG: 0.544	F2				BB					2	0	1	0	1	0	2				
Ed Bailey, L (1,2) OBP: 0.361, SLG: 0.500					2-6				F7	3	0	0	0	0	0	1				
Jim Davenport, R (1,5) OBP: 0.382, SLG: 0.507									F8	3	0	0	0	0	1	0				
Jose Pagan, R (1,6) OBP: 0.318, SLG: 0.365									F8	3	0	1	0	0	0	0				
Jack Sanford, R (1,1) OBP: 0.229, SLG: 0.242										1	0	0	0	0	0	0				
Matty Alou, L (6,PH) OBP: 0.305, SLG: 0.333			4-3						G4-6-3	1	0	0	0	0	0	0				
Richard LeMay, L (6,1) OBP: 0.418, SLG: 0.701										1	0	0	0	0	0	0				
Willie McCovey, L (8,PH) OBP: 0.418, SLG: 0.701										1	0	0	0	0	0	1				
Bobby Bolin, R (8,1) OBP: 0.418, SLG: 0.701										0	0	0	0	0	0	0				
Inning Stats	R: 0 E: 0 K: 0 S: 3	H: 0 LOB: 2 BB: 2 P: 11	R: 0 E: 1 K: 0 S: 3	H: 0 LOB: 0 BB: 0 P: 3	R: 0 E: 0 K: 1 S: 5	H: 0 LOB: 0 BB: 0 P: 5	R: 0 E: 0 K: 0 S: 2	H: 0 LOB: 1 BB: 1 P: 6	R: 0 E: 0 K: 1 S: 5	H: 0 LOB: 0 BB: 0 P: 5	R: 0 E: 0 K: 0 S: 4	H: 1 LOB: 1 BB: 0 P: 4	R: 0 E: 0 K: 0 S: 3	H: 1 LOB: 0 BB: 0 P: 3	R: 0 E: 0 K: 1 S: 6	H: 1 LOB: 1 BB: 0 P: 6	1B: 2 2B: 1 3B: 0 HR: 0	SF: 0 SAC: 0 DP: 1 HBP: 0	WP: 0 PB: 0 SB: 2 CS: 0	PA: 31
PITCHER Bob Purkey, R (1,1) ERA: 2.82	IP: 9.0 WLS: W BF: 32 H: 3 R: 0 ER: 0 SO: 4 BB: 3 IBB: 0 HBP: 0 BLK: 0 WP: 0 HR: 0 S: 36 P: 48 ERA: 0.00 WHIP: 0.667																			

Batter	1	2	3	4	5	6	7	8	9	AB	R	H	RBI	BB	SO	LOB	BOTTOM			
Leo Cardenas, R (1,6) OBP: 0.317, SLG: 0.382	5-3		K			1B			K	5	1	2	1	0	2	1	San Francisco Giants @ Cincinnati Reds Crosley Field, Cincinnati, OH Wed Jun 13 1962, 7:05 PM EDT Att: 15,837 - Unknown AB 32 R 5 H 9 RBI 5 BB 4 SO 7 LOB 15 			
Don Blasingame, L (1,4) OBP: 0.353, SLG: 0.367	F8		4-3			2B				3	0	1	1	1	0	1				
Vada Pinson, L (1,8) OBP: 0.338, SLG: 0.563	K					1B			F4	4	1	1	0	0	1	3				
Frank Robinson, R (1,9) OBP: 0.373, SLG: 0.505						1B			4-3	3	1	1	1	1	0	0				
Jerry Lynch, L (1,7) OBP: 0.352, SLG: 0.450						1B				3	0	1	0	1	0	3				
Marty Keough, L (7,PR) OBP: 0.385, SLG: 0.386						BB				0	0	0	0	0	0	0				
Gordy Coleman, L (1,3) OBP: 0.340, SLG: 0.459						1B			FC3-6	4	1	2	2	0	0	2				
Johnny Edwards, L (1,2) OBP: 0.326, SLG: 0.389						1B			FC3-6	3	1	0	0	1	1	3				
Don Zimmer, R (1,5) OBP: 0.245, SLG: 0.287						1B			F5	4	0	0	0	0	2	2				
Bob Purkey, R (1,1) OBP: 0.157, SLG: 0.200						1B			F5	3	0	1	0	0	1	0				
Inning Stats	R: 0 E: 0 K: 1 S: 5	H: 0 LOB: 0 BB: 0 P: 5	R: 0 E: 0 K: 1 S: 5	H: 0 LOB: 1 BB: 1 P: 9	R: 0 E: 0 K: 1 S: 6	H: 1 LOB: 0 BB: 0 P: 6	R: 2 E: 0 K: 0 S: 6	H: 3 LOB: 1 BB: 0 P: 6	R: 1 E: 0 K: 1 S: 7	H: 2 LOB: 2 BB: 1 P: 11	R: 2 E: 0 K: 1 S: 7	H: 2 LOB: 2 BB: 2 P: 15	R: 0 E: 0 K: 0 S: 4	H: 1 LOB: 1 BB: 0 P: 4	R: 0 E: 0 K: 2 S: 7	H: 0 LOB: 0 BB: 0 P: 7	1B: 5 2B: 3 3B: 0 HR: 1	SF: 0 SAC: 1 DP: 0 HBP: 0	WP: 0 PB: 0 SB: 2 CS: 0	PA: 37
PITCHER Jack Sanford, R (1,1) ERA: 3.59	IP: 5.0 WLS: L BF: 23 H: 6 R: 3 ER: 3 SO: 4 BB: 2 IBB: 0 HBP: 0 BLK: 0 WP: 0 HR: 0 S: 29 P: 37 ERA: 5.40 WHIP: 1.600																			
Richard LeMay, L (6,1) ERA: 4.5	IP: 2.0 WLS: L BF: 11 H: 3 R: 2 ER: 2 SO: 1 BB: 2 IBB: 0 HBP: 0 BLK: 0 WP: 0 HR: 1 S: 11 P: 19 ERA: 9.00 WHIP: 2.500																			
Bobby Bolin, R (8,1) ERA: 3.21	IP: 1.0 WLS: L BF: 3 H: 0 R: 0 ER: 0 SO: 2 BB: 0 IBB: 0 HBP: 0 BLK: 0 WP: 0 HR: 0 S: 7 P: 7 ERA: 0.00 WHIP: 0.000																			

Batter	1	2	3	4	5	6	7	8	9	AB	R	H	RBI	BB	SO	LOB	TOP
Harvey Kuenn, R OBP: 0.376, SLG: 0.408 (1, 7)	0-0 4-3		0-0 6-3			0-0 F9		0-0 F8	4 0 0 0 0 0 1								San Francisco Giants @ Cincinnati Reds Crosley Field, Cincinnati, OH Thu Jun 14 1962, 7:05 PM EDT Att: 16,756 - Unknown livebaseballscorecards.com
Chuck Hiller, L OBP: 0.335, SLG: 0.320 (1, 4)	0-0 WP 1B		0-0 4-3			0-0 F7		0-0 E4 FC5-4	4 0 1 0 0 0 1								
Willie Mays, R OBP: 0.404, SLG: 0.642 (1, 8)	0-3 K		0-0 F9			0-3 K		0-0 FC5-4 FC5-4	4 0 0 0 0 2 3								
Orlando Cepeda, R OBP: 0.349, SLG: 0.557 (1, 3)	0-0 4-3			0-0 G6-4-3 1B				0-0 F9	4 0 1 0 0 0 2								
Felipe Alou, R OBP: 0.377, SLG: 0.536 (1, 9)		0-0 6-3		0-0 G6-4-3 1-2f				0-0 5-3	3 0 0 0 0 0 1								
Jim Davenport, R OBP: 0.377, SLG: 0.500 (1, 5)		0-0 F7		0-3 K				0-0 5-3	3 0 0 0 0 1 0								
Tom Haller, L OBP: 0.374, SLG: 0.450 (1, 2)		4-0 BB				0-0 F9		0-3 K	2 0 0 0 1 1 0								
Jose Pagan, R OBP: 0.314, SLG: 0.361 (1, 6)		0-0 4-3				0-0 5-3		0-0 F4	3 0 0 0 0 0 1								
Billy Pierce, L OBP: 0.360, SLG: 0.273 Don Larsen, R OBP: 0.287, SLG: 0.400 Bobby Bolin, R OBP: 0.349, SLG: 0.456 Ed Bailey, L OBP: 0.349, SLG: 0.456 Richard LeMay, L OBP: 0.290, SLG: 0.290 (1, 1) (1, 1) (3, 1) (8, PH) (8, 1) (8, 1)			0-0 3B			0-3 K		0-0 3-1	0 0 0 0 0 0 0 1 0 1 0 0 0 0 1 0 0 0 0 1 0 1 0								
Inning Stats	R: 0 E: 0 K: 1 S: 6	H: 1 LOB: 1 BB: 0 P: 6	R: 0 E: 0 K: 0 S: 3	H: 0 LOB: 1 BB: 1 P: 7	R: 0 E: 0 K: 0 S: 4	H: 1 LOB: 1 BB: 0 P: 4	R: 0 E: 0 K: 1 S: 5	H: 0 LOB: 0 BB: 0 P: 5	R: 0 E: 0 K: 0 S: 3	H: 0 LOB: 0 BB: 0 P: 3	R: 0 E: 0 K: 1 S: 4	H: 0 LOB: 1 BB: 0 P: 4	1B: 2 2B: 0 3B: 1 HR: 0	SF: 0 SAC: 0 DP: 1 HBP: 0	WP: 1 PB: 0 SB: 0 CS: 0	PA: 31	
PITCHER Joey Jay, R ERA: 3.71 (1, 1)	IP: 9.0 WLS: W BF: 31 H: 3 R: 0 ER: 0 SO: 5 BB: 1 IBB: 0 HBP: 0 BLK: 0 WP: 1 HR: 0 S: 40 P: 44 ERA: 0.00 WHIP: 0.444																

Batter	1	2	3	4	5	6	7	8	9	AB	R	H	RBI	BB	SO	LOB	BOTTOM	
Vada Pinson, L OBP: 0.335, SLG: 0.559 (1, 8)	0-0 1-3 1B 2B		0-0 F2	0-0 FC4-6 G4-6-3 1-2f			0-0 F8	0-0 F9	5 1 1 0 0 0 4								San Francisco Giants @ Cincinnati Reds Crosley Field, Cincinnati, OH Thu Jun 14 1962, 7:05 PM EDT Att: 16,756 - Unknown livebaseballscorecards.com	
Don Blasingame, L OBP: 0.350, SLG: 0.359 (1, 4)	0-0 1-3		4-0 HR BB	0-0 G4-6-3 1-2f			0-0 F9		3 1 0 0 1 0 2									
Frank Robinson, R OBP: 0.383, SLG: 0.525 (1, 9)	0-0 1B		0-0 HR	0-0 CS 1B				4-0 1B WP BB BB	3 2 3 4 1 0 0									
Wally Post, R OBP: 0.349, SLG: 0.500 (1, 7)	0-0 F8		4-0 F8 WP BB	0-3 K				0-0 BB BB FC4-2 1B	3 0 1 0 1 1 2									
Hank Foiles, R OBP: 0.400, SLG: 0.500 (1, 2)	0-0 F7		4-0 BB	0-0 F2				4-0 FC4-2 BB 1B BB	2 1 0 0 2 0 1									
Leo Cardenas, R OBP: 0.321, SLG: 0.381 (1, 6)		0-0 5-3	0-0 F8	0-0 CS 1B				4-0 FC4-2 1B BB	3 1 1 1 1 0 2									
Gordy Coleman, L OBP: 0.333, SLG: 0.450 (1, 3)		0-0 F5	0-0 4-3	0-3 K				0-0 FC4-2 1B	4 0 0 0 0 1 6									
Don Zimmer, R OBP: 0.252, SLG: 0.306 (1, 5)		0-0 F2		0-0 1B 3B				0-0 1-2 2-H 3-H	4 1 2 2 0 0 0									
Joey Jay, S OBP: 0.238, SLG: 0.350 (1, 1)			0-0 BB HR 1B	0-0 FC4-6 1B				0-0 F8	4 1 2 1 0 1 2									
Inning Stats	R: 1 E: 0 K: 0 S: 5	H: 2 LOB: 1 BB: 0 P: 5	R: 0 E: 0 K: 0 S: 3	H: 0 LOB: 0 BB: 0 P: 3	R: 3 E: 0 K: 0 S: 5	H: 2 LOB: 3 BB: 3 P: 17	R: 0 E: 0 K: 0 S: 4	H: 2 LOB: 0 BB: 0 P: 4	R: 0 E: 0 K: 1 S: 5	H: 1 LOB: 0 BB: 0 P: 5	R: 0 E: 0 K: 0 S: 3	H: 0 LOB: 0 BB: 0 P: 3	R: 3 E: 0 K: 1 S: 7	H: 2 LOB: 2 BB: 3 P: 19	1B: 7 2B: 3 3B: 1 HR: 1	SF: 0 SAC: 0 DP: 3 HBP: 0	WP: 2 PB: 0 SB: 0 CS: 2	PA: 37
PITCHER Billy Pierce, L ERA: 3.8 Don Larsen, R ERA: 5.09 Bobby Bolin, R ERA: 2.89 Richard LeMay, L ERA: 9.0 Stu Miller, R ERA: 2.86 (1, 1) (1, 1) (3, 1) (8, 1) (8, 1)	IP: 2.0 WLS: L BF: 12 H: 3 R: 3 ER: 3 SO: 0 BB: 3 IBB: 0 HBP: 0 BLK: 0 WP: 1 HR: 1 S: 9 P: 21 ERA: 13.50 WHIP: 3.000																	


Batter	1	2	3	4	5	6	7	8	9	AB	R	H	RBI	BB	SO	LOB	TOP			
Curt Flood, R OBP: 0.364, SLG: 0.441 (1, 8)										4	1	1	0	0	0	1	St. Louis Cardinals @ San Francisco Giants Candlestick Park, San Francisco, CA Fri Jun 15 1962, 10:05 PM EDT Att: 23,427 - Unknown			
Julian Javier, R OBP: 0.297, SLG: 0.321 (1, 4)										4	1	1	0	0	1	2				
Fred Whitfield, L OBP: 0.406, SLG: 0.645 Bill White, L OBP: 0.354, SLG: 0.484 (7, 3)										3	1	1	0	0	0	0				
Ken Boyer, R OBP: 0.379, SLG: 0.478 (1, 5)										4	0	0	0	0	0	2				
Charlie James, R OBP: 0.360, SLG: 0.405 (1, 9)										4	2	3	3	0	1	1				
Gene Oliver, R OBP: 0.380, SLG: 0.395 (1, 2)										3	0	1	1	1	0	1				
Julio Gotay, R OBP: 0.364, SLG: 0.369 (1, 6)										4	0	0	0	0	0	1				
Bobby Gene Smith, R OBP: 0.256, SLG: 0.274 (1, 7)										3	0	1	0	1	0	0				
Ray Sadecki, L OBP: 0.143, SLG: 0.286 (1, 1)										3	0	0	0	0	1	1				
Inning Stats	R: 3 E: 0 K: 1 S: 8	H: 3 LOB: 1 BB: 1 P: 12	R: 0 E: 0 K: 0 S: 3	H: 0 LOB: 0 BB: 0 P: 3	R: 0 E: 0 K: 0 S: 3	H: 1 LOB: 0 BB: 0 P: 3	R: 0 E: 0 K: 0 S: 3	H: 0 LOB: 1 BB: 1 P: 7	R: 1 E: 0 K: 1 S: 4	H: 2 LOB: 0 BB: 0 P: 4	R: 0 E: 0 K: 1 S: 5	H: 0 LOB: 0 BB: 0 P: 5	R: 1 E: 1 K: 1 S: 7	H: 1 LOB: 1 BB: 0 P: 7	R: 0 E: 0 K: 0 S: 4	H: 1 LOB: 1 BB: 0 P: 4		1B: 7 2B: 0 3B: 0 HR: 1	SF: 0 SAC: 1 DP: 1 HBP: 0	WP: 1 PB: 0 SB: 3 CS: 1
PITCHER	IP WLS BF H R ER SO BB IBB HBP BLK WP HR S P ERA WHIP	7.0 L 27 6 4 4 2 2 0 0 0 0 1 29 37 5.14 1.143	2.0 9 2 1 1 1 0 0 0 0 1 0 11 11 4.50 1.000																	

AB 33
R 5
H 8
RBI 4
BB 2
SO 3
LOB 10



Batter	1	2	3	4	5	6	7	8	9	AB	R	H	RBI	BB	SO	LOB	BOTTOM					
Harvey Kuenn, R OBP: 0.371, SLG: 0.399 (1, 7)										4	0	0	0	1	1	1	St. Louis Cardinals @ San Francisco Giants Candlestick Park, San Francisco, CA Fri Jun 15 1962, 10:05 PM EDT Att: 23,427 - Unknown					
Jose Pagan, R OBP: 0.313, SLG: 0.359 (1, 6)										4	1	1	0	0	0	2						
Willie Mays, R OBP: 0.408, SLG: 0.646 (1, 8)										3	1	2	0	1	0	0						
Orlando Cepeda, R OBP: 0.350, SLG: 0.557 Willie McCovey, L OBP: 0.407, SLG: 0.681 (4, 3)										2	0	1	1	0	0	1						
Felipe Alou, R OBP: 0.379, SLG: 0.538 (1, 9)										3	0	1	1	1	0	0						
Jim Davenport, R OBP: 0.374, SLG: 0.495 (1, 5)										4	0	1	0	0	0	1						
Joe Pignatano, R OBP: 0.571, SLG: 0.250 (1, 2)										2	0	1	0	2	0	0						
Chuck Hiller, L OBP: 0.336, SLG: 0.317 Bob Nieman, R OBP: 0.182, SLG: 0.300 (9, PH)										3	0	0	0	0	0	4						
Billy O'Dell, S OBP: 0.182, SLG: 0.129 Manny Mota, R OBP: 0.294, SLG: 0.203 Stu Miller, R OBP: 0.200, SLG: 0.200 Ernie Bowman, R OBP: 0.167, SLG: 0.167 (9, PH)										2	0	0	0	0	0	0						
Inning Stats	R: 0 E: 1 K: 1 S: 6	H: 0 LOB: 1 BB: 0 P: 6	R: 0 E: 0 K: 0 S: 3	H: 1 LOB: 1 BB: 1 P: 7	R: 2 E: 0 K: 0 S: 5	H: 3 LOB: 2 BB: 1 P: 9	R: 0 E: 0 K: 0 S: 2	H: 0 LOB: 0 BB: 1 P: 6	R: 0 E: 0 K: 0 S: 4	H: 1 LOB: 2 BB: 1 P: 8	R: 0 E: 0 K: 0 S: 3	H: 1 LOB: 1 BB: 1 P: 7	R: 0 E: 0 K: 1 S: 6	H: 1 LOB: 2 BB: 1 P: 10	R: 0 E: 0 K: 0 S: 3	H: 0 LOB: 0 BB: 0 P: 3		R: 0 E: 0 K: 0 S: 3	H: 0 LOB: 0 BB: 0 P: 3	1B: 5 2B: 3 3B: 0 HR: 0	SF: 0 SAC: 0 DP: 3 HBP: 0	WP: 0 PB: 0 SB: 0 CS: 0
PITCHER	IP WLS BF H R ER SO BB IBB HBP BLK WP HR S P ERA WHIP	9.0 W 37 7 2 2 2 6 0 0 0 0 0 35 59 2.00 1.444																				

AB 31
R 2
H 7
RBI 2
BB 6
SO 2
LOB 13



Batter	1	2	3	4	5	6	7	8	9	AB	R	H	RBI	BB	SO	LOB	TOP			
Curt Flood, R OBP: 0.358, SLG: 0.434 (1, 8)	0-0 5-3		0-0 6-3			0-0 3-1		0-0 1-3		4	0	0	0	0	0	1				
Julian Javier, R OBP: 0.292, SLG: 0.315 (1, 4)	0-0 6-3		0-0 4-3			F9			0-0 6-3	4	0	0	0	0	0	0				
Fred Whitfield, L OBP: 0.389, SLG: 0.588 (1, 3)	F8			0-0 F7		F5			4-0 BB	3	0	0	0	1	0	0				
Julio Gotay, R OBP: 0.364, SLG: 0.369 (9, PR)										0	0	0	0	0	0	0				
Stan Musial, L OBP: 0.402, SLG: 0.494 (1, 7)		0-0 F3		0-0 5-3			0-0 F6		0-0 F9	4	0	0	0	0	0	1				
Ken Boyer, R OBP: 0.373, SLG: 0.470 (1, 5)		0-3 K		0-3 K			0-0 6-3		0-0 F5	4	0	0	0	0	2	1				
Carl Sawatski, L OBP: 0.432, SLG: 0.550 (1, 2)		0-0 PB 1B			4-0 BB		0-0 F3			2	0	1	0	1	0	0				
Charlie James, R OBP: 0.370, SLG: 0.419 (1, 9)		4-0 1-2 BB			0-0 F8			0-0 6-3 2B		2	0	1	0	1	0	1				
Dal Maxvill, R (1, 6)		0-3 K			0-0 F9			0-0 6-3 2-3		3	0	0	0	0	1	4				
Larry Jackson, R OBP: 0.308, SLG: 0.294 (1, 1)			0-0 F3			0-3 K		0-0 F6		2	0	0	0	0	1	1				
Red Schoendienst, S OBP: 0.463, SLG: 0.653 (8, PH)										1	0	0	0	0	0	1				
Ray Washburn, R OBP: 0.333, SLG: 0.318 (8, 1)										0	0	0	0	0	0	0				
Inning Stats	R: 0 E: 0 K: 0 S: 3	H: 0 LOB: 0 BB: 0 P: 3	R: 0 E: 0 K: 2 S: 8	H: 1 LOB: 2 BB: 1 P: 12	R: 0 E: 0 K: 0 S: 3	H: 0 LOB: 0 BB: 0 P: 3	R: 0 E: 0 K: 1 S: 5	H: 0 LOB: 0 BB: 0 P: 5	R: 0 E: 0 K: 1 S: 5	H: 0 LOB: 1 BB: 1 P: 9	R: 0 E: 0 K: 0 S: 3	H: 0 LOB: 0 BB: 0 P: 3	R: 0 E: 0 K: 0 S: 3	H: 1 LOB: 1 BB: 0 P: 4	R: 0 E: 0 K: 0 S: 3	H: 0 LOB: 1 BB: 1 P: 7	1B: 1 2B: 1 3B: 0 HR: 0	SF: 0 SAC: 0 DP: 0 HBP: 0	WP: 0 PB: 1 SB: 0 CS: 0	PA: 32
PITCHER Juan Marichal, R ERA: 2.52 (1, 1)	IP: 9.0 WLS: W BF: 32 H: 2 R: 0 ER: 0 SO: 4 BB: 3 IBB: 0 HBP: 0 BLK: 0 WP: 0 HR: 0 S: 37 P: 49 ERA: 0.00 WHIP: 0.556															PITCHER				

St. Louis Cardinals @ San Francisco Giants
Candlestick Park, San Francisco, CA
Sat Jun 16 1962, 6:33 AM EDT
Att: 24,844 - Unknown

AB 29
R 0
H 2
RBI 0
BB 3
SO 4
LOB 10



Batter	1	2	3	4	5	6	7	8	9	AB	R	H	RBI	BB	SO	LOB	BOTTOM			
Chuck Hiller, L OBP: 0.334, SLG: 0.316 (1, 4)	0-3 K		0-0 4-3		0-0 2B 1B		0-0 F7			4	1	1	0	0	1	0				
Willie Mays, R OBP: 0.413, SLG: 0.655 (1, 8)	4-0 HR BB		0-0 2B		0-0 1-H 2-H 2B		0-0 5-3			3	1	2	2	1	0	0				
Matty Alou, L OBP: 0.286, SLG: 0.310 (1, 7)	0-0 F3		0-0 4-3		0-0 F8			0-0 G3		4	0	0	0	0	0	3				
Felipe Alou, R OBP: 0.381, SLG: 0.551 (1, 9)	0-0 1-H HR			0-0 6-3		0-0 S 1B		0-0 6-3		4	2	2	2	0	0	0				
Willie McCovey, L OBP: 0.412, SLG: 0.667 (1, 3)	0-0 G3			0-0 F8		0-0 1-H 1B		4-0 S BB		3	0	1	1	1	0	0				
Jim Davenport, R OBP: 0.366, SLG: 0.486 (1, 5)		0-0 F4		0-3 K		0-0 6-3		0-3 K		4	0	0	0	0	2	2				
Tom Haller, L OBP: 0.363, SLG: 0.434 (1, 2)		0-0 6-3			0-0 F5	0-3 K				3	0	0	0	0	1	1				
Jose Pagan, R OBP: 0.310, SLG: 0.355 (1, 6)		0-0 6-3			0-0 5-3	0-0 F9				3	0	0	0	0	0	1				
Juan Marichal, R OBP: 0.310, SLG: 0.282 (1, 1)			0-0 4-3		0-1 CI 1B 2B		0-0 F9			2	1	0	0	0	0	0				
Inning Stats	R: 2 E: 0 K: 1 S: 6	H: 1 LOB: 1 BB: 1 P: 10	R: 0 E: 0 K: 0 S: 3	H: 0 LOB: 0 BB: 0 P: 3	R: 0 E: 0 K: 0 S: 4	H: 1 LOB: 1 BB: 0 P: 4	R: 0 E: 0 K: 1 S: 5	H: 0 LOB: 0 BB: 0 P: 5	R: 2 E: 1 K: 0 S: 6	H: 2 LOB: 1 BB: 0 P: 6	R: 1 E: 0 K: 1 S: 7	H: 2 LOB: 1 BB: 0 P: 7	R: 0 E: 0 K: 0 S: 3	H: 0 LOB: 0 BB: 0 P: 3	R: 0 E: 0 K: 1 S: 5	H: 0 LOB: 1 BB: 1 P: 9	1B: 3 2B: 2 3B: 0 HR: 1	SF: 0 SAC: 0 DP: 0 HBP: 0	WP: 0 PB: 0 SB: 2 CS: 0	PA: 33
PITCHER Larry Jackson, R ERA: 4.44 (1, 1)	IP: 7.0 WLS: L BF: 29 H: 6 R: 5 ER: 4 SO: 3 BB: 1 IBB: 0 HBP: 0 BLK: 0 WP: 0 HR: 1 S: 34 P: 38 ERA: 5.14 WHIP: 1.000															PITCHER				
Ray Washburn, R ERA: 3.57 (8, 1)	IP: 1.0 WLS: L BF: 4 H: 0 R: 0 ER: 0 SO: 1 BB: 1 IBB: 0 HBP: 0 BLK: 0 WP: 0 HR: 0 S: 5 P: 9 ERA: 0.00 WHIP: 1.000															PITCHER				

St. Louis Cardinals @ San Francisco Giants
Candlestick Park, San Francisco, CA
Sat Jun 16 1962, 6:33 AM EDT
Att: 24,844 - Unknown

AB 30
R 5
H 6
RBI 5
BB 2
SO 4
LOB 7



Batter	1	2	3	4	5	6	7	8	9	AB	R	H	RBI	BB	SO	LOB	TOP			
Curt Flood, R OBP: 0.360, SLG: 0.437 (1, 8)	0-0 2B		0-3 K		0-0 G1			4-0 HR BB		3	1	1	0	1	1	1	St. Louis Cardinals @ San Francisco Giants Candlestick Park, San Francisco, CA Sun Jun 17 1962, 6:33 AM EDT Att: 40,533 - Unknown AB 30 R 3 H 5 RBI 3 BB 5 SO 5 LOB 16			
Red Schoendienst, S OBP: 0.394, SLG: 0.485 (1, 4)	0-3 K			0-0 F9	0-0 F5			0-0 HR		4	1	1	2	0	1	2				
Bill White, L OBP: 0.356, SLG: 0.489 (1, 3)	0-3 K			0-0 1B 2B		0-0 F8		0-0 BB 1B		4	1	2	0	0	1	1				
Stan Musial, L OBP: 0.399, SLG: 0.484 (1, 7)	0-0 F8			4-0 1B BB		0-0 6-3		0-3 K		3	0	0	0	1	1	2				
Ken Boyer, R OBP: 0.379, SLG: 0.470 (1, 5)		4-0 BB		0-0 FC4-6 1B		0-0 4-3		4-0 BB		2	0	1	1	2	0	0				
Carl Sawatski, L OBP: 0.422, SLG: 0.536 Julian Javier, R OBP: 0.292, SLG: 0.315 (7, PR) Gene Oliver, R OBP: 0.356, SLG: 0.392 (7, 2)	0-0 F8			0-0 F8			0-0 E1 F6	0-0 F2		3	0	0	0	0	0	3				
Charlie James, R OBP: 0.354, SLG: 0.400 (1, 9)	0-0 G6-4-3			0-0 FC4-6			0-0 F4		0-0 F6	4	0	0	0	0	0	4				
Julio Gotay, R OBP: 0.362, SLG: 0.363 (1, 6)			0-0 4-3		4-0 G1 SH1-3 BB		0-0 F6		0-0 6-3	3	0	0	0	1	0	1				
Ernie Broglio, R OBP: 0.316, SLG: 0.305 (2, 1) Lindy McDaniel, R OBP: 0.333, SLG: 0.333 (8, 1) Fred Whitfield, L OBP: 0.271, SLG: 0.271 (8, 1) Ed Bauta, R OBP: 0.347, SLG: 0.359 (9, PR) Doug Clemens, L OBP: 0.347, SLG: 0.359 (9, 1) Ray Washburn, R OBP: 0.333, SLG: 0.319 (9, 1)			0-3 K		0-0 SH1-3			0-0 F4	0-0 F7	0	0	0	0	0	0	0				
Inning Stats	R: 0 E: 0 K: 2 S: 8	H: 1 LOB: 1 BB: 0 P: 8	R: 0 E: 0 K: 0 S: 2	H: 0 LOB: 0 BB: 1 P: 6	R: 0 E: 0 K: 0 S: 7	H: 0 LOB: 0 BB: 0 P: 7	R: 1 E: 0 K: 0 S: 5	H: 2 LOB: 2 BB: 1 P: 9	R: 0 E: 0 K: 0 S: 3	H: 0 LOB: 0 BB: 0 P: 3	R: 0 E: 1 K: 0 S: 3	H: 0 LOB: 1 BB: 0 P: 3	R: 2 E: 0 K: 1 S: 7	H: 2 LOB: 2 BB: 2 P: 15	R: 0 E: 0 K: 0 S: 3	H: 0 LOB: 0 BB: 0 P: 3		1B: 2 2B: 2 3B: 0 HR: 1	SF: 0 SAC: 1 DP: 1 HBP: 0	WP: 0 PB: 0 SB: 0 CS: 0
PITCHER Jack Sanford, R ERA: 3.53 (1, 1)	IP: 9.0 WLS: W BF: 36 H: 5 R: 3 ER: 3 SO: 5 BB: 5 IBB: 0 HBP: 0 BLK: 0 WP: 0 HR: 1 S: 41 P: 61 ERA: 3.00 WHIP: 1.111															PITCHER Jack Sanford, R ERA: 3.53 (1, 1)				

Batter	1	2	3	4	5	6	7	8	9	AB	R	H	RBI	BB	SO	LOB	BOTTOM			
Chuck Hiller, L OBP: 0.333, SLG: 0.312 (1, 4)	0-0 G3	4-0 2B BB			0-0 F7		0-0 3-1			3	1	0	0	1	0	0	St. Louis Cardinals @ San Francisco Giants Candlestick Park, San Francisco, CA Sun Jun 17 1962, 6:33 AM EDT Att: 40,533 - Unknown AB 30 R 6 H 7 RBI 6 BB 5 SO 7 LOB 8			
Willie Mays, R OBP: 0.414, SLG: 0.656 (1, 8)	0-3 K	0-0 2B			0-0 FC6-4 1B			0-3 K		4	0	2	2	0	2	0				
Matty Alou, L OBP: 0.299, SLG: 0.300 (1, 7)	4-0 BB 1B	0-0 G3			0-0 F6			4-0 BB		2	1	0	0	2	0	2				
Felipe Alou, R OBP: 0.379, SLG: 0.543 (1, 9)	4-0 1B BB		0-0 F9		0-0 FC6-4			0-0 F5		3	0	0	0	1	0	2				
Willie McCovey, L OBP: 0.404, SLG: 0.645 (1, 3)	0-0 1B		0-0 6-3		0-0 F8			0-3 K		4	0	1	1	0	1	1				
Jim Davenport, R OBP: 0.386, SLG: 0.480 Ernie Bowman, R OBP: 0.167, SLG: 0.167 (9, PR)	0-0 F6		0-0 F9		0-0 K			4-0 1B HR BB		3	0	0	0	1	1	2				
Jose Pagan, R OBP: 0.313, SLG: 0.357 (1, 6)		0-0 F7		0-0 F9		0-0 CS 1B		0-0 1B		4	1	2	0	0	0	0				
Tom Haller, L OBP: 0.368, SLG: 0.471 (1, 2)	0-0 BB 2B 1B		0-3 K		0-0 CS	0-3 K		0-0 HR		4	2	2	3	0	2	0				
Jack Sanford, R OBP: 0.211, SLG: 0.222 (1, 1)	0-3 K		0-0 1-3		0-0 F8					3	0	0	0	0	1	1				
Inning Stats	R: 1 E: 0 K: 1 S: 6	H: 1 LOB: 2 BB: 2 P: 14	R: 2 E: 0 K: 1 S: 7	H: 2 LOB: 1 BB: 1 P: 11	R: 0 E: 0 K: 0 S: 3	H: 0 LOB: 0 BB: 0 P: 3	R: 0 E: 0 K: 1 S: 5	H: 0 LOB: 0 BB: 0 P: 5	R: 0 E: 0 K: 1 S: 5	H: 1 LOB: 1 BB: 0 P: 5	R: 0 E: 0 K: 1 S: 5	H: 0 LOB: 0 BB: 0 P: 5	R: 0 E: 0 K: 2 S: 7	H: 0 LOB: 1 BB: 1 P: 11	R: 3 E: 0 K: 0 S: 2	H: 2 LOB: 1 BB: 1 P: 6		1B: 5 2B: 1 3B: 0 HR: 1	SF: 0 SAC: 0 DP: 0 HBP: 0	WP: 0 PB: 0 SB: 0 CS: 1
PITCHER Ernie Broglio, R ERA: 3.19 (1, 1) Lindy McDaniel, R ERA: 2.83 (2, 1) Ed Bauta, R ERA: 3.04 (8, 1) Ray Washburn, R ERA: 4.0 (9, 1)	IP: 1.2 WLS: 11 BF: 11 H: 3 R: 3 ER: 3 SO: 3 BB: 3 IBB: 0 HBP: 0 BLK: 0 WP: 0 HR: 0 S: 12 P: 24 ERA: 16.20 WHIP: 3.600															PITCHER Ernie Broglio, R ERA: 3.19 (1, 1) Lindy McDaniel, R ERA: 2.83 (2, 1) Ed Bauta, R ERA: 3.04 (8, 1) Ray Washburn, R ERA: 4.0 (9, 1)				

Batter	1	2	3	4	5	6	7	8	9	AB	R	H	RBI	BB	SO	LOB	TOP										
Bob Lillis, R OBP: 0.284, SLG: 0.270 (1, 6)	F2	BB 1B	FC4-6	2B SF9 1B	F7					5	1	2	3	0	0	1	Houston Colt 45's @ San Francisco Giants Candlestick Park, San Francisco, CA Tue Jun 19 1962, 10:05 PM EDT Att: 18,749 - Unknown - 75 F										
Joey Amalfitano, R OBP: 0.303, SLG: 0.282 (1, 4)	1-3	FC5-4 BB	F8	SF9 2B	BB					3	0	1	0	2	0	1											
Roman Mejias, R OBP: 0.331, SLG: 0.535 (1, 9)	1B	FC5-4	6-3	SF9	K					4	0	1	1	0	1	4											
Norm Larker, L OBP: 0.356, SLG: 0.388 (1, 3)	6-3		K	F6	G3					5	0	1	0	0	1	2											
Carl Warwick, R OBP: 0.320, SLG: 0.417 (1, 8)		F8	2B 1B	FC6-4 1B	K					4	0	2	0	0	1	0											
Jim Pendleton, R OBP: 0.306, SLG: 0.432 (1, 7)		1B 2B	2B	FC6-4	K					5	1	2	0	0	2	2											
Hal Smith, R OBP: 0.298, SLG: 0.408 (1, 2)		2B 1B	P4	6-3	HR					5	2	2	2	0	1	4											
Bob Aspromonte, R OBP: 0.355, SLG: 0.402 (1, 5)		1B 2B	K	SH3 1B	K					4	2	2	0	0	2	2											
Hal Woodeshick, R (1, 1)		K		SH3	F9					1	0	0	0	1	1	2											
Dave Giusti, R OBP: 0.318, SLG: 0.300 (5, 1)				FC4-6 BB						1	0	0	0	0	0	0											
Turk Farrell, R OBP: 0.192, SLG: 0.308 (9, 1)										0	0	0	0	0	0	0											
Inning Stats	R: 0 E: 0 K: 0 S: 4	H: 1 LOB: 1 BB: 0 P: 4	R: 3 E: 0 K: 1 S: 9	H: 4 LOB: 2 BB: 1 P: 13	R: 0 E: 0 K: 2 S: 9	H: 2 LOB: 2 BB: 0 P: 9	R: 0 E: 0 K: 0 S: 3	H: 0 LOB: 1 BB: 1 P: 7	R: 0 E: 0 K: 0 S: 4	H: 1 LOB: 1 BB: 0 P: 4	R: 2 E: 0 K: 0 S: 6	H: 3 LOB: 1 BB: 0 P: 6	R: 1 E: 0 K: 3 S: 10	H: 1 LOB: 0 BB: 0 P: 10	R: 0 E: 0 K: 1 S: 5	H: 0 LOB: 1 BB: 1 P: 9	R: 0 E: 0 K: 2 S: 8	H: 1 LOB: 1 BB: 0 P: 8	1B: 8 2B: 4 3B: 0 HR: 1	SF: 1 SAC: 2 DP: 0 HBP: 0	WP: 0 PB: 0 SB: 1 CS: 0	PA: 43					
PITCHER	IP	WLS	BF	H	R	ER	SO	BB	IBB	HBP	BLK	WP	HR	S	P	ERA	WHIP										
Billy O'Dell, L ERA: 3.62 (1, 1)	2.1	L	15	7	3	3	2	1	0	0	0	0	0	18	22	11.57	3.429										
Don Larsen, R ERA: 5.08 (3, 1)	3.2		16	4	2	2	1	1	0	0	0	0	0	17	21	4.91	1.364										
Bobby Bolin, R ERA: 2.91 (7, 1)	3.0		12	2	1	1	6	1	0	0	0	0	1	23	27	3.00	1.000										

Batter	1	2	3	4	5	6	7	8	9	AB	R	H	RBI	BB	SO	LOB	BOTTOM										
Harvey Kuenn, R OBP: 0.377, SLG: 0.398 (1, 7)	G3 SH5-3 BB		G6-4-3 BB		WP 1B	F2			F8	3	1	1	0	2	0	2	Houston Colt 45's @ San Francisco Giants Candlestick Park, San Francisco, CA Tue Jun 19 1962, 10:05 PM EDT Att: 18,749 - Unknown - 75 F										
Chuck Hillier, L OBP: 0.332, SLG: 0.311 (1, 4)	SH5-3		G6-4-3		K					1	0	0	0	0	0	1											
Bob Nieman, R OBP: 0.167, SLG: 0.273 (5, PH)										1	0	0	0	0	1	2											
Ernie Bowman, R OBP: 0.143, SLG: 0.143 (6, 4)										1	0	0	0	0	0	0											
Willie McCovey, L OBP: 0.411, SLG: 0.649 (9, PH)	1-2									1	0	1	0	0	0	0											
Manny Mota, R OBP: 0.264, SLG: 0.203 (9, PR)										0	0	0	0	0	0	0											
Willie Mays, R OBP: 0.414, SLG: 0.651 (1, 8)	G3		F9		WP 1B	6-3				5	0	2	3	0	0	1											
Orlando Cepeda, R OBP: 0.358, SLG: 0.556 (1, 3)	FC6-4 BB				WP 1B	F8				2	0	1	0	3	0	0											
Felipe Alou, R OBP: 0.372, SLG: 0.532 (1, 9)	FC6-4		F8		K					5	0	0	0	0	2	8											
Jim Davenport, R OBP: 0.359, SLG: 0.469 (1, 5)		6-3		F9		6-3				5	0	0	0	0	1	4											
Tom Haller, L OBP: 0.373, SLG: 0.478 (1, 2)	F8		K			2B BB				3	1	1	0	1	1	1											
Jose Pagan, R OBP: 0.315, SLG: 0.363 (1, 6)					5-3	4-1 2B				4	0	2	1	0	0	1											
Billy O'Dell, S OBP: 0.176, SLG: 0.125 (3, 1)										1	0	0	0	0	0	1											
Don Larsen, R OBP: 0.311, SLG: 0.438 (5, PH)										1	0	0	0	0	0	1											
Matty Alou, L OBP: 0.294, SLG: 0.295 (7, 1)										0	0	0	0	0	0	0											
Bobby Bolin, R OBP: 0.393, SLG: 0.496 (9, PH)					WP 1B	4-1				0	0	0	0	1	0	0											
Ed Bailey, L OBP: 0.114, SLG: 0.096 (9, PR)					1B 1B	2-3				0	1	0	0	0	0	0											
Stu Miller, R OBP: 0.200, SLG: 0.200 (9, PR)										0	1	0	0	0	0	0											
Inning Stats	R: 0 E: 0 K: 0 S: 3	H: 0 LOB: 2 BB: 2 P: 11	R: 0 E: 0 K: 1 S: 6	H: 1 LOB: 0 BB: 0 P: 6	R: 0 E: 0 K: 1 S: 5	H: 0 LOB: 1 BB: 1 P: 9	R: 0 E: 0 K: 1 S: 5	H: 0 LOB: 1 BB: 1 P: 9	R: 2 E: 0 K: 2 S: 11	H: 4 LOB: 2 BB: 0 P: 11	R: 1 E: 0 K: 0 S: 4	H: 1 LOB: 1 BB: 1 P: 8	R: 0 E: 0 K: 1 S: 5	H: 0 LOB: 0 BB: 0 P: 5	R: 0 E: 0 K: 0 S: 4	H: 1 LOB: 1 BB: 0 P: 4	R: 1 E: 0 K: 2 S: 9	H: 2 LOB: 3 BB: 2 P: 17	1B: 7 2B: 2 3B: 0 HR: 0	SF: 0 SAC: 1 DP: 1 HBP: 0	WP: 2 PB: 0 SB: 1 CS: 0	PA: 42					
PITCHER	IP	WLS	BF	H	R	ER	SO	BB	IBB	HBP	BLK	WP	HR	S	P	ERA	WHIP										
Hal Woodeshick, L ERA: 4.07 (1, 1)	4.2		22	5	2	2	3	4	0	0	0	0	0	24	40	3.86	1.929										
Dave Giusti, R ERA: 6.14 (5, 1)	3.2	W	17	4	2	2	2	2	0	0	0	1	0	19	27	4.91	1.636										
Turk Farrell, R ERA: 2.47 (9, 1)	0.2	S	3	0	0	0	2	1	0	0	0	0	0	6	10	0.00	1.500										



Batter	1	2	3	4	5	6	7	8	9	AB	R	H	RBI	BB	SO	LOB	TOP																					
Al Spangler, L OBP: 0.374, SLG: 0.351 (1, 7)	0-0 5-3		0-3 K		0-0 FC6-4 BB 1B		4-0 SH5-4 2B BB	0-0 F4		4	1	1	0	1	1	1	Houston Colt 45's @ San Francisco Giants Candlestick Park, San Francisco, CA Wed Jun 20 1962, 6:33 AM EDT Att: 10,430 - Unknown - 80 F																					
Joey Amalfitano, R OBP: 0.313, SLG: 0.296 (1, 4)	0-0 6-3		4-0 BB HR BB		4-0 FC6-4 BB 1-2		0-0 SH5-4 2B 1B	0-0 PB 3B		3	3	2	0	2	0	0																						
Roman Mejias, R OBP: 0.333, SLG: 0.545 (1, 9)	0-0 HR		4-0 HR BB 1-2 2-3		0-0 FC6-4 BB 1-2 2-3		0-0 SH5-4 1-2 2-3	0-0 E5		3	2	1	1	1	0	2																						
Norm Larker, L OBP: 0.361, SLG: 0.401 (1, 3)	0-0 F9		0-0 HR		4-0 FC6-4 BB 1-2		4-0 2B BB IBB	0-0 E4		3	2	1	4	2	0	1																						
Carl Warwick, R OBP: 0.315, SLG: 0.411 Pidge Browne, L OBP: 0.360, SLG: 0.439 Jim Busby, R OBP: 0.364, SLG: 0.222 (7, PH) (7, PR) (7, 8)		0-0 F7	0-0 5-3		0-0 FC6-4 1-2		0-0 BB 2B	0-3 K		3	0	0	0	0	0	3																						
Merritt Ranew, L OBP: 0.300, SLG: 0.417 (1, 2)		0-0 F5		0-0 4-3		4-0 BB IBB		0-0 F7		3	0	0	0	2	0	0																						
Bob Aspromonte, R OBP: 0.352, SLG: 0.394 (1, 5)		0-0 6-3		0-0 6-3		0-0 F9		4-0 F4		4	0	0	1	1	0	1																						
Bob Lillis, R OBP: 0.286, SLG: 0.274 (1, 6)			0-0 BB HR SH1-3 1B		0-0 F7		0-0 F8	0-0 G6-3 BB 1-2 2-3 3-H		5	1	2	0	0	0	4																						
Bob Bruce, R OBP: 0.469, SLG: 0.227 Dean Stone, L OBP: 0.313, SLG: 0.267 Don McMahon, R (7, 1)			0-0 SH1-3		0-3 K		0-0 6-3	0-3 K		0	0	0	0	0	0	0																						
			0-0 1-2		0-0 K		0-0 6-3	0-0 F9		2	0	0	0	0	0	1																						
			0-0 1-2		0-0 K		0-0 6-3	0-0 F9		2	0	0	0	0	0	1																						
Inning Stats	R: 1 E: 0 K: 0 S: 4	H: 1 LOB: 0 BB: 0 P: 4	R: 0 E: 0 K: 0 S: 3	H: 0 LOB: 0 BB: 0 P: 3	R: 4 E: 0 K: 1 S: 7	H: 2 LOB: 0 BB: 2 P: 15	R: 0 E: 0 K: 0 S: 3	H: 0 LOB: 0 BB: 0 P: 3	R: 0 E: 0 K: 1 S: 6	H: 1 LOB: 3 BB: 2 P: 14	R: 0 E: 0 K: 0 S: 3	H: 0 LOB: 1 BB: 1 P: 7	R: 3 E: 0 K: 0 S: 4	H: 2 LOB: 2 BB: 4 P: 20	R: 1 E: 2 K: 2 S: 10	H: 1 LOB: 2 BB: 0 P: 10	R: 0 E: 0 K: 0 S: 4	H: 1 LOB: 1 BB: 0 P: 4	1B: 4 2B: 1 3B: 1 HR: 2	SF: 0 SAC: 2 DP: 1 HBP: 0	WP: 0 PB: 1 CS: 0	PA: 45																
PITCHER	IP	WLS	BF	H	R	ER	SO	BB	IBB	HBP	BLK	WP	HR	S	P	ERA	WHIP	PITCHER				IP	WLS	BF	H	R	ER	SO	BB	IBB	HBP	BLK	WP	HR	S	P	ERA	WHIP
Juan Marichal, R ERA: 2.75 (1, 1)	6.0		27	4	5	5	2	5	0	0	0	0	2	26	46	7.50	1.500																					
Stu Miller, R ERA: 3.49 (7, 1)	2.0	L	14	3	4	3	2	2	2	0	0	0	0	14	30	13.50	2.500																					
Jim Duffalo, R ERA: 4.38 (9, 1)	1.0		4	1	0	0	0	0	0	0	0	0	0	4	4	0.00	1.000																					

AB	34
R	9
H	8
RBI	8
BB	9
SO	4
LOB	16



Batter	1	2	3	4	5	6	7	8	9	AB	R	H	RBI	BB	SO	LOB	BOTTOM																					
Harvey Kuenn, R OBP: 0.397, SLG: 0.402 (1, 5) (4, 7)	4-0 BB 1B			0-0 FC4-6 1B		0-0 E S 1B			0-0 5-3	3	1	2	1	2	0	0	Houston Colt 45's @ San Francisco Giants Candlestick Park, San Francisco, CA Wed Jun 20 1962, 6:33 AM EDT Att: 10,430 - Unknown - 80 F																					
Chuck Hillier, L OBP: 0.330, SLG: 0.306 (1, 4)	4-0 1B 3-1 BB		0-0 4-3	0-0 FC4-6 1-2		0-3 K		0-0 F5		4	1	0	0	1	1	3																						
Willie Mays, R OBP: 0.417, SLG: 0.650 (1, 8)	0-0 1-3 2-H 1B		0-0 F3		0-0 S SH3-4 1B		0-0 F5		0-0 FC5 1B	5	0	3	1	0	0	0																						
Willie McCovey, L OBP: 0.407, SLG: 0.641 Manny Mota, R OBP: 0.270, SLG: 0.212 (3, PH) (4, 5)	0-0 3-1		0-3 K		0-0 SH3-4			0-0 1B		1	0	0	1	0	0	0																						
Matty Alou, L OBP: 0.304, SLG: 0.306 (9, PH)	0-0 3-H			0-0 6-3		0-3 K		0-0 1B		1	0	1	0	0	0	0																						
Orlando Cepeda, R OBP: 0.355, SLG: 0.548 (1, 3)	1-0 1B HBP			0-0 6-3		0-3 K		0-0 K		4	0	0	0	0	2	4																						
Felipe Alou, R OBP: 0.370, SLG: 0.527 (1, 9)	0-0 FC6-4 1-3 1B			0-0 4-3		0-0 5-3		0-0 F4		4	0	1	0	0	0	2																						
Jose Pagan, R OBP: 0.318, SLG: 0.360 (1, 6)	0-0 FC6-4 1-2			4-0 HR BB		4-0 1-3 SH1-4 1B BB		0-0 F3		2	2	0	0	2	0	2																						
Tom Haller, L OBP: 0.372, SLG: 0.505 (1, 2)			0-3 K		0-0 SH1-4 1-H HR		0-0 F9		0-0 F9	3	1	1	2	0	1	0																						
Juan Marichal, R OBP: 0.295, SLG: 0.268 Bob Nieman, R OBP: 0.154, SLG: 0.250 Stu Miller, R OBP: 0.200, SLG: 0.200 Ernie Bowman, R OBP: 0.125, SLG: 0.125 Jim Duffalo, R (9, 1)			0-0 1-3		0-3 K		0-0 1-3		0-0 6-3	2	0	0	0	0	1	0																						
			0-0 1-3		0-3 K		0-0 1-3		0-0 6-3	1	0	0	0	0	0	1																						
			0-0 1-3		0-3 K		0-0 1-3		0-0 6-3	0	0	0	0	0	0	0																						
			0-0 1-3		0-3 K		0-0 1-3		0-0 6-3	0	0	0	0	0	0	0																						
Inning Stats	R: 2 E: 0 K: 0 S: 4	H: 2 LOB: 2 BB: 2 P: 13	R: 0 E: 0 K: 1 S: 5	H: 0 LOB: 1 BB: 1 P: 9	R: 0 E: 0 K: 1 S: 5	H: 0 LOB: 0 BB: 0 P: 5	R: 2 E: 0 K: 1 S: 7	H: 2 LOB: 1 BB: 1 P: 11	R: 0 E: 0 K: 1 S: 6	H: 1 LOB: 1 BB: 0 P: 6	R: 1 E: 0 K: 1 S: 6	H: 1 LOB: 1 BB: 1 P: 10	R: 0 E: 0 K: 1 S: 6	H: 1 LOB: 1 BB: 0 P: 6	R: 0 E: 0 K: 0 S: 3	H: 0 LOB: 0 BB: 0 P: 3	R: 0 E: 0 K: 0 S: 5	H: 2 LOB: 2 BB: 0 P: 5	1B: 8 2B: 0 3B: 0 HR: 1	SF: 0 SAC: 2 DP: 0 HBP: 1	WP: 0 PB: 0 CS: 0	PA: 41																
PITCHER	IP	WLS	BF	H	R	ER	SO	BB	IBB	HBP	BLK	WP	HR	S	P	ERA	WHIP	PITCHER				IP	WLS	BF	H	R	ER	SO	BB	IBB	HBP	BLK	WP	HR	S	P	ERA	WHIP
Bob Bruce, R ERA: 3.29 (1, 1)	0.2		6	2	2	2	0	2	0	1	0	0	0	1	30	42	5.06	1.312																				
Dean Stone, L ERA: 3.91 (1, 1)	5.1	W	23	4	3	3	5	3	0	0	0	0	1	30	42	5.06	1.312																					
Don McMahon, R ERA: 1.37 (7, 1)	3.0	S	12	3	0	0	1	0	0	0	0	0	0	14	14	0.00	1.000																					



Batter	1	2	3	4	5	6	7	8	9	AB	R	H	RBI	BB	SO	LOB	TOP					
Denis Menke, R (1, 6) OBP: 0.255, SLG: 0.262	P6			5-3		HR		F5		4	1	1	0	0	0	1						
Lee Mays, L (1, 9) OBP: 0.303, SLG: 0.387	K			BB		HR				3	1	2	2	1	1	0						
Eddie Mathews, L (1, 5) OBP: 0.370, SLG: 0.472	K			F8		F3				4	0	0	0	0	2	2						
Hank Aaron, R (1, 8) OBP: 0.393, SLG: 0.605		P5		F5				F5		4	0	0	0	0	0	2						
Gus Bell, L (1, 7) OBP: 0.274, SLG: 0.337		F8			4-3			G3		4	0	0	0	0	0	1						
Joe Adcock, R (1, 3) OBP: 0.328, SLG: 0.450		K			5-3			5-3		3	0	0	0	0	1	0						
Del Crandall, R (1, 2) OBP: 0.350, SLG: 0.429				E4						3	0	1	0	0	0	0						
Frank Bolling, R (1, 4) OBP: 0.352, SLG: 0.459				P3		F7		5-3		3	0	0	0	0	0	2						
Bob Shaw, R (1, 1) OBP: 0.234, SLG: 0.182				F9-3		F9		6-3		2	0	0	0	0	0	1						
Jack Curtis, L (7, 1) OBP: 0.222, SLG: 0.176										0	0	0	0	0	0	0						
Tommie Aaron, R (6, PH) OBP: 0.275, SLG: 0.338										1	0	0	0	0	0	1						
Carl Willey, R (8, 1) OBP: 0.429, SLG: 0.500										0	0	0	0	0	0	0						
Inning Stats	R: 0 E: 0 K: 2 S: 7	H: 0 LOB: 0 BB: 0 P: 7	R: 0 E: 0 K: 1 S: 5	H: 0 LOB: 0 BB: 0 P: 5	R: 0 E: 1 K: 0 S: 3	H: 0 LOB: 0 BB: 0 P: 3	R: 0 E: 0 K: 0 S: 3	H: 0 LOB: 1 BB: 1 P: 7	R: 0 E: 0 K: 0 S: 3	H: 0 LOB: 0 BB: 0 P: 3	R: 2 E: 0 K: 0 S: 5	H: 2 LOB: 0 BB: 0 P: 5	R: 0 E: 0 K: 0 S: 3	H: 0 LOB: 0 BB: 0 P: 3	R: 0 E: 0 K: 0 S: 4	H: 1 LOB: 1 BB: 0 P: 4	R: 0 E: 0 K: 1 S: 6	H: 1 LOB: 1 BB: 0 P: 6	1B: 2 2B: 2 3B: 0 HR: 1	SF: 0 SAC: 0 DP: 1 HBP: 0	WP: 0 PB: 0 SB: 0 CS: 0	PA: 32
PITCHER Mike McCormick, L (1, 1) ERA: 4.64	IP: 9.0 WLS: W BF: 32 H: 4 R: 2 ER: 2 SO: 4 BB: 1 IBB: 0 HBP: 0 BLK: 0 WP: 0 HR: 1 S: 39 P: 43 ERA: 2.00 WHIP: 0.556															PITCHER						

Milwaukee Braves @ San Francisco Giants
Candlestick Park, San Francisco, CA
Sat Jun 23 1962, 6:33 AM EDT
Att: 17,345 - Unknown

AB 31
R 2
H 4
RBI 2
BB 1
SO 4
LOB 10



Batter	1	2	3	4	5	6	7	8	9	AB	R	H	RBI	BB	SO	LOB	BOTTOM			
Chuck Hiller, L (1, 4) OBP: 0.335, SLG: 0.313	FC5-4			4-3				3-1		4	0	3	0	0	0	0				
Willie Mays, R (1, 8) OBP: 0.420, SLG: 0.652	FC5-4			K		6-3		E		4	1	1	0	0	1	3				
Matty Alou, L (1, 7) OBP: 0.324, SLG: 0.328	F9			4-3		1B		E6		4	2	2	0	0	0	2				
Orlando Cepeda, R (1, 3) OBP: 0.356, SLG: 0.545	K			6-3		1B		1B		3	1	1	0	1	1	2				
Felipe Alou, R (1, 9) OBP: 0.367, SLG: 0.530		5-3		F6		K		K		4	0	1	1	0	1	2				
Ed Bailey, L (1, 2) OBP: 0.356, SLG: 0.486		P5		L4		K		FC6-4		3	0	0	0	0	1	2				
Bob Nieman, R (7, PH) OBP: 0.143, SLG: 0.231						K		FC6-4		1	0	0	0	0	0	2				
Tom Haller, L (8, 2) OBP: 0.390, SLG: 0.521						K				0	0	0	0	0	0	0				
Jim Davenport, R (1, 5) OBP: 0.362, SLG: 0.470				F7				6-3		4	0	2	2	0	0	0				
Jose Pagan, R (1, 6) OBP: 0.318, SLG: 0.352						F3		1-3		3	0	0	0	1	1	1				
Mike McCormick, L (1, 1) OBP: 0.150, SLG: 0.263				K		F8		1-3		4	0	0	0	0	2	2				
Inning Stats	R: 0 E: 0 K: 1 S: 6	H: 1 LOB: 1 BB: 0 P: 6	R: 0 E: 0 K: 1 S: 6	H: 1 LOB: 2 BB: 1 P: 10	R: 0 E: 0 K: 1 S: 6	H: 1 LOB: 0 BB: 0 P: 6	R: 0 E: 0 K: 0 S: 3	H: 0 LOB: 0 BB: 0 P: 3	R: 0 E: 0 K: 0 S: 4	H: 1 LOB: 1 BB: 0 P: 4	R: 2 E: 0 K: 3 S: 12	H: 3 LOB: 1 BB: 0 P: 12	R: 2 E: 1 K: 0 S: 6	H: 3 LOB: 2 BB: 1 P: 10	R: 0 E: 0 K: 1 S: 5	H: 0 LOB: 0 BB: 0 P: 5	1B: 9 2B: 1 3B: 0 HR: 0	SF: 0 SAC: 0 DP: 0 HBP: 0	WP: 0 PB: 0 SB: 1 CS: 0	PA: 36
PITCHER Bob Shaw, R (1, 1) ERA: 2.04 Jack Curtis, L (7, 1) ERA: 4.0 Carl Willey, R (8, 1) ERA: 6.68	IP: 6.2 WLS: L BF: 32 H: 10 R: 4 ER: 4 SO: 6 BB: 2 IBB: 0 HBP: 0 BLK: 0 WP: 0 HR: 0 S: 42 P: 50 ERA: 5.40 WHIP: 1.800															PITCHER				

Milwaukee Braves @ San Francisco Giants
Candlestick Park, San Francisco, CA
Sat Jun 23 1962, 6:33 AM EDT
Att: 17,345 - Unknown

AB 34
R 4
H 10
RBI 3
BB 2
SO 7
LOB 16



Batter	1	2	3	4	5	6	7	8	9	AB	R	H	RBI	BB	SO	LOB	TOP					
Roy McMillan, R (1,6) OBP: 0.344, SLG: 0.371 Gus Bell, L (9,PH) OBP: 0.273, SLG: 0.335	0-0 P6			0-0 F5		0-0 5-3			0-0 F6	3	0	0	0	0	0	0	Milwaukee Braves @ San Francisco Giants Candlestick Park, San Francisco, CA Sun Jun 24 1962, 6:33 AM EDT Att: 26,130 - Unknown livebaseballscorecards.com					
Lee Mays, L (1,9) OBP: 0.324, SLG: 0.382	0-0 F5			0-0 F9					4-0 BB	3	0	1	0	1	0							
Eddie Mathews, L (1,5)	0-0 4-3			0-0 3-1					0-0 P4	4	0	0	0	0	2							
Hank Aaron, R (1,8) OBP: 0.391, SLG: 0.600		0-3 K			0-0 1-3				0-0 F9	4	0	1	0	0	1							
Frank Bolling, R (1,4) OBP: 0.346, SLG: 0.451		0-0 P6			0-0 F8				0-3 K	3	0	0	0	0	1							
Joe Adcock, R (1,3) OBP: 0.328, SLG: 0.467		0-3 K							0-0 G4-6-3	3	1	1	1	0	1							
Howie Bedell, L (1,7) OBP: 0.252, SLG: 0.234 Bob Uecker, R (8,2) OBP: 0.381, SLG: 0.188			0-0 4-3						0-3 K2-3	3	0	1	0	0	1							
Joe Torre, R (1,2) OBP: 0.330, SLG: 0.316 Mack Jones, L (8,PH) OBP: 0.377, SLG: 0.459				0-0 F8					0-0 F9	2	0	0	0	0	0							
Warren Spahn, L (1,1) OBP: 0.244, SLG: 0.263				0-0 5-3					0-0 F7	3	0	0	0	0	0							
Inning Stats	R: 0 E: 0 K: 0 S: 3	H: 0 LOB: 0 BB: 0 P: 3	R: 0 E: 0 K: 2 S: 7	H: 0 LOB: 0 BB: 0 P: 7	R: 0 E: 0 K: 0 S: 3	H: 0 LOB: 0 BB: 0 P: 3	R: 0 E: 0 K: 0 S: 3	H: 0 LOB: 0 BB: 0 P: 3	R: 1 E: 0 K: 0 S: 5	H: 2 LOB: 1 BB: 0 P: 5	R: 0 E: 0 K: 1 S: 4	H: 1 LOB: 1 BB: 0 P: 4	R: 0 E: 0 K: 1 S: 5	H: 1 LOB: 0 BB: 0 P: 5	R: 0 E: 0 K: 1 S: 5	H: 0 LOB: 0 BB: 0 P: 5		R: 0 E: 0 K: 0 S: 3	H: 0 LOB: 1 BB: 1 P: 7	1B: 3 2B: 0 3B: 0 HR: 1	SF: 0 SAC: 0 DP: 1 HBP: 0	WP: 0 PB: 0 SB: 0 CS: 0
PITCHER Juan Marichal, R (1,1) ERA: 2.64	IP: 9.0 WLS: W BF: 31 H: 4 R: 1 ER: 1 SO: 4 BB: 1 IBB: 0 HBP: 0 BLK: 0 WP: 0 HR: 1 S: 38 P: 42 ERA: 1.00 WHIP: 0.556																					

Batter	1	2	3	4	5	6	7	8	9	AB	R	H	RBI	BB	SO	LOB	BOTTOM			
Harvey Kuenn, R (1,7) OBP: 0.392, SLG: 0.404	0-0 5-3		0-0 4-3		0-0 1B					4	1	2	0	0	0	0	Milwaukee Braves @ San Francisco Giants Candlestick Park, San Francisco, CA Sun Jun 24 1962, 6:33 AM EDT Att: 26,130 - Unknown livebaseballscorecards.com			
Chuck Hillier, L (1,4) OBP: 0.338, SLG: 0.316	0-0 F2				0-0 1B				0-0 F9	4	1	2	1	0	0					
Willie Mays, R (1,8) OBP: 0.417, SLG: 0.650	0-0 F4		0-0 P5		0-0 2B				0-0 F3	4	0	1	2	0	0					
Orlando Cepeda, R (1,3) OBP: 0.352, SLG: 0.537		0-0 6-3		0-0 F3		0-0 4-3			0-0 4-3	4	0	0	0	0	1					
Felipe Alou, R (1,9) OBP: 0.363, SLG: 0.524		0-0 6-3		0-0 4-3					0-0 1-3	3	0	0	0	0	0					
Jim Davenport, R (1,5) OBP: 0.362, SLG: 0.468			0-0 BB		0-0 F9				0-0 5-3	3	0	1	0	0	0					
Tom Haller, L (1,2) OBP: 0.388, SLG: 0.510		4-0 BB			0-0 F2				0-0 F7	2	0	0	0	1	0					
Jose Pagan, R (1,6) OBP: 0.315, SLG: 0.348		0-0 F4			0-0 5-3				0-0 P4	3	0	0	0	0	2					
Juan Marichal, R (1,1) OBP: 0.298, SLG: 0.273			0-0 1-3		0-0 1B				0-0 4-3	3	1	1	0	0	0					
Inning Stats	R: 0 E: 0 K: 0 S: 3	H: 0 LOB: 0 BB: 0 P: 3	R: 0 E: 0 K: 0 S: 4	H: 1 LOB: 2 BB: 1 P: 8	R: 0 E: 0 K: 0 S: 4	H: 1 LOB: 1 BB: 0 P: 4	R: 0 E: 0 K: 0 S: 3	H: 0 LOB: 0 BB: 0 P: 3	R: 3 E: 0 K: 0 S: 7	H: 4 LOB: 1 BB: 0 P: 7	R: 0 E: 0 K: 0 S: 3	H: 0 LOB: 0 BB: 0 P: 3	R: 0 E: 0 K: 0 S: 3	H: 1 LOB: 0 BB: 0 P: 3	R: 0 E: 0 K: 0 S: 3	H: 0 LOB: 0 BB: 0 P: 3		1B: 6 2B: 1 3B: 0 HR: 0	SF: 0 SAC: 0 DP: 0 HBP: 0	WP: 0 PB: 0 SB: 0 CS: 1
PITCHER Warren Spahn, L (1,1) ERA: 3.26	IP: 8.0 WLS: L BF: 31 H: 7 R: 3 ER: 3 SO: 0 BB: 1 IBB: 0 HBP: 0 BLK: 0 WP: 0 HR: 0 S: 30 P: 34 ERA: 3.38 WHIP: 1.000																			



Batter	1	2	3	4	5	6	7	8	9	AB	R	H	RBI	BB	SO	LOB	TOP	
Leo Cardenas, R (1, 6) OBP: 0.323, SLG: 0.386	K2-3		K			P4		6-3		4	0	0	0	0	2	1	<p>Cincinnati Reds @ San Francisco Giants</p> <p>Candlestick Park, San Francisco, CA</p> <p>Mon Jun 25 1962, 6:33 AM EDT</p> <p>Att: 9,195 - Unknown</p> <p>livebaseballscorecards.com</p>	
Don Zimmer, R (1, 5) OBP: 0.281, SLG: 0.324	F8		F7			5-3			K	4	0	0	0	0	1	0		
Vada Pinson, L (1, 8) OBP: 0.343, SLG: 0.548						4-3			F8	4	0	2	0	0	0	0		
Frank Robinson, R (1, 9) OBP: 0.389, SLG: 0.541	K		CS		F7		P6			3	0	0	0	1	1	1		
Wally Post, R (1, 7) OBP: 0.339, SLG: 0.487		E9			5-3		P4			4	1	0	0	0	0	1		
Hank Foiles, R (1, 2) OBP: 0.358, SLG: 0.468		1-3			L5		K			3	0	0	0	0	1	1		
Marty Keough, L (1, 3) OBP: 0.406, SLG: 0.452						F7			4-1	2	0	1	1	0	0	0		
Don Blasingame, L (1, 4) OBP: 0.344, SLG: 0.349									K	3	0	2	0	0	1	1		
Jim Maloney, L (1, 1) OBP: 0.222, SLG: 0.222										2	0	0	0	0	0	3		
Moe Drabowsky, R (6, 1)										0	0	0	0	0	0	0		
Jerry Lynch, L (8, PH) OBP: 0.357, SLG: 0.522										1	0	0	0	0	0	1		
Jim Brosnan, R (8, 1)										0	0	0	0	0	0	0		
Inning Stats	R: 0 E: 0 K: 2 S: 8	H: 1 LOB: 1 BB: 0 P: 8	R: 1 E: 1 K: 0 S: 5	H: 2 LOB: 1 BB: 0 P: 5	R: 0 E: 0 K: 1 S: 5	H: 1 LOB: 0 BB: 0 P: 5	R: 0 E: 0 K: 0 S: 3	H: 0 LOB: 0 BB: 0 P: 3	R: 0 E: 0 K: 0 S: 3	H: 0 LOB: 0 BB: 0 P: 3	R: 0 E: 0 K: 1 S: 5	H: 0 LOB: 1 BB: 1 P: 6	R: 0 E: 0 K: 1 S: 5	H: 0 LOB: 1 BB: 1 P: 9	1B: 5 2B: 1 3B: 0 HR: 0	SF: 0 SAC: 0 DP: 2 HBP: 1	WP: 0 PB: 0 SB: 0 CS: 1	PA: 33
PITCHER Billy O'Dell, L (1, 1) ERA: 3.32	IP: 9.0 WLS: W BF: 32 H: 5 R: 1 ER: 0 SO: 6 BB: 1 IBB: 0 HBP: 1 BLK: 0 WP: 0 HR: 0 S: 42 P: 47 ERA: 0.00 WHIP: 0.667											PITCHER	IP: 9.0 WLS: W BF: 32 H: 5 R: 1 ER: 0 SO: 6 BB: 1 IBB: 0 HBP: 1 BLK: 0 WP: 0 HR: 0 S: 42 P: 47 ERA: 0.00 WHIP: 0.667					

Batter	1	2	3	4	5	6	7	8	9	AB	R	H	RBI	BB	SO	LOB	BOTTOM
Harvey Kuenn, R (1, 9) OBP: 0.389, SLG: 0.401	K	K								4	0	1	0	0	2	4	<p>Cincinnati Reds @ San Francisco Giants</p> <p>Candlestick Park, San Francisco, CA</p> <p>Mon Jun 25 1962, 6:33 AM EDT</p> <p>Att: 9,195 - Unknown</p> <p>livebaseballscorecards.com</p>
Chuck Hillier, L (1, 4) OBP: 0.340, SLG: 0.316	P6									3	1	1	0	1	0	1	
Willie Mays, R (1, 8) OBP: 0.415, SLG: 0.644	K									4	1	1	0	0	1	2	
Willie McCovey, L (1, 7) OBP: 0.411, SLG: 0.630										3	1	1	0	1	0	2	
Felipe Alou, R (8, PR) OBP: 0.363, SLG: 0.524										0	0	0	0	0	0	0	
Orlando Cepeda, R (1, 3) OBP: 0.350, SLG: 0.535										3	0	1	1	0	0	1	
Ed Bailey, L (1, 2) OBP: 0.354, SLG: 0.476										3	0	0	0	1	1	3	
Jim Davenport, R (1, 5) OBP: 0.350, SLG: 0.465										4	0	1	1	0	2	2	
Jose Pagan, R (1, 6) OBP: 0.315, SLG: 0.346										2	0	0	0	1	1	0	
Billy O'Dell, S (1, 1) OBP: 0.189, SLG: 0.118										2	0	0	0	1	2	3	
Inning Stats	R: 0 E: 0 K: 2 S: 7	H: 0 LOB: 0 BB: 0 P: 7	R: 1 E: 0 K: 3 S: 11	H: 2 LOB: 3 BB: 2 P: 19	R: 1 E: 0 K: 0 S: 4	H: 1 LOB: 1 BB: 1 P: 8	R: 0 E: 0 K: 1 S: 5	H: 0 LOB: 0 BB: 0 P: 5	R: 0 E: 0 K: 1 S: 4	H: 0 LOB: 1 BB: 1 P: 8	R: 1 E: 1 K: 1 S: 7	H: 2 LOB: 2 BB: 1 P: 11	1B: 6 2B: 0 3B: 0 HR: 0	SF: 1 SAC: 0 DP: 0 HBP: 0	WP: 0 PB: 0 SB: 1 CS: 1	PA: 35	
PITCHER Jim Maloney, R (1, 1) ERA: 5.31	IP: 5.0 WLS: L BF: 22 H: 4 R: 2 ER: 2 SO: 6 BB: 3 IBB: 0 HBP: 0 BLK: 0 WP: 0 HR: 0 S: 31 P: 43 ERA: 3.60 WHIP: 1.400											PITCHER	IP: 5.0 WLS: L BF: 22 H: 4 R: 2 ER: 2 SO: 6 BB: 3 IBB: 0 HBP: 0 BLK: 0 WP: 0 HR: 0 S: 31 P: 43 ERA: 3.60 WHIP: 1.400				
Moe Drabowsky, R (6, 1) ERA: 5.61	2.0 6 0 0 0 2 1 0 0 0 0 0 9 13 0.00 0.500																
Jim Brosnan, R (8, 1) ERA: 3.72	1.0 6 2 1 0 1 0 1 0 0 0 0 7 11 0.00 2.000																

AB	30
R	1
H	5
RBI	1
BB	1
SO	6
LOB	9



Batter	1	2	3	4	5	6	7	8	9	10	AB	R	H	RBI	BB	SO	LOB	TOP									
Leo Cardenas, R OBP: 0.317, SLG: 0.378 (1, 6)	P6		6-3	P5		K		F8			5	0	0	0	0	1	5	Cincinnati Reds @ San Francisco Giants Candlestick Park, San Francisco, CA Tue Jun 26 1962, 10:05 PM EDT Att: 15,967 - Unknown AB 39 R 5 H 11 RBI 5 BB 4 SO 8 LOB 20									
Don Blasingame, L OBP: 0.341, SLG: 0.342 (1, 4)	K					F7	F9		4-3		4	0	0	0	1	2											
Vada Pinson, L OBP: 0.341, SLG: 0.541 (1, 8)	K		F8			FC1-4 1B		6-3	K		5	0	1	0	0	2											
Frank Robinson, R OBP: 0.389, SLG: 0.554 (1, 9)		5-3				FC1-4 WP 1B			F8		5	2	2	1	0	0											
Marty Keough, L OBP: 0.406, SLG: 0.443 (1, 7)				4-3		2B		HR			4	0	1	0	1	1											
Gordy Coleman, L OBP: 0.319, SLG: 0.421 (1, 3)				4-3		WP 1B		P5		K	5	1	1	1	0	2											
Johnny Edwards, L OBP: 0.326, SLG: 0.398 (1, 2)						1B		G3		K	4	2	3	2	1	0											
Don Zimmer, R OBP: 0.289, SLG: 0.333 (1, 5)						HR		FC1-5 1B		1B	4	0	2	0	1	0											
Joey Jay, S OBP: 0.229, SLG: 0.326 (8, PH)						HR		6-3		F4	2	0	0	0	0	1											
Jerry Lynch, L OBP: 0.352, SLG: 0.526 (8, 1)						HR		FC1-5 1B		CS 1B	1	0	1	1	0	0											
Dave Sisler, R (8, 1)											0	0	0	0	0	0											
Inning Stats	R: 0 E: 0 K: 2 S: 7	H: 0 LOB: 0 BB: 0 P: 7	R: 0 E: 0 K: 0 S: 3	H: 0 LOB: 1 BB: 1 P: 7	R: 0 E: 0 K: 0 S: 3	H: 0 LOB: 2 BB: 2 P: 11	R: 3 E: 0 K: 1 S: 9	H: 4 LOB: 1 BB: 0 P: 9	R: 0 E: 0 K: 1 S: 7	H: 2 LOB: 2 BB: 0 P: 7	R: 0 E: 0 K: 1 S: 6	H: 1 LOB: 2 BB: 1 P: 10	R: 1 E: 0 K: 0 S: 4	H: 1 LOB: 0 BB: 0 P: 4	R: 1 E: 0 K: 0 S: 4	H: 2 LOB: 0 BB: 0 P: 4	R: 0 E: 0 K: 1 S: 5	H: 0 LOB: 0 BB: 0 P: 5	R: 0 E: 0 K: 2 S: 8	H: 1 LOB: 1 BB: 0 P: 8	1B: 6 2B: 2 3B: 1 HR: 2	SF: 0 SAC: 1 DP: 0 HBP: 0	WP: 1 PB: 0 SB: 0 CS: 1	PA: 44			
PITCHER	IP 7.0	WLS 33	H 8	R 4	ER 4	SO 5	BB 4	IBB 0	HBP 0	BLK 0	WP 1	HR 2	S 39	P 55	ERA 5.14	WHIP 1.714											
Jack Sanford, R ERA: 3.83 (8, 1)	3.0	W	11	3	1	1	3	0	0	0	0	0	0	17	17	3.00	1.000										
PITCHER	IP 7.0	WLS 33	H 8	R 4	ER 4	SO 5	BB 4	IBB 0	HBP 0	BLK 0	WP 1	HR 2	S 39	P 55	ERA 5.14	WHIP 1.714											

Batter	1	2	3	4	5	6	7	8	9	10	AB	R	H	RBI	BB	SO	LOB	BOTTOM								
Chuck Hiller, L OBP: 0.335, SLG: 0.312 (1, 4)	4-3		P4			K		P1		SH3-4	4	0	0	0	0	1	1	Cincinnati Reds @ San Francisco Giants Candlestick Park, San Francisco, CA Tue Jun 26 1962, 10:05 PM EDT Att: 15,967 - Unknown AB 37 R 6 H 10 RBI 6 BB 3 SO 10 LOB 13								
Matty Alou, L OBP: 0.329, SLG: 0.324 (1, 9)	1B		K			K2-3		BB		4-3	4	0	1	0	1	2	2									
Willie Mays, R OBP: 0.409, SLG: 0.633 (1, 8)	K		K					F3		6-3	5	0	0	0	0	3	3									
Willie McCovey, L OBP: 0.410, SLG: 0.616 (10, PR)						E6 PB		F5		K2-3	5	0	2	0	0	1	1									
Felipe Alou, R OBP: 0.363, SLG: 0.524 (1, 3)	1B									1B	0	1	0	0	0	0	0									
Orlando Cepeda, R OBP: 0.345, SLG: 0.529 (1, 3)	F2							4-3		K	5	0	1	1	0	1	3									
Jim Davenport, R OBP: 0.382, SLG: 0.482 (1, 5)										1B	4	2	2	1	0	0	1									
Jose Pagan, R OBP: 0.314, SLG: 0.344 (1, 6)										HR	4	1	1	0	0	1	1									
Tom Haller, L OBP: 0.392, SLG: 0.500 (1, 2)										BB	2	1	0	0	2	0	0									
Jack Sanford, R OBP: 0.220, SLG: 0.231 (7, PH)										1B	2	0	1	0	0	1	1									
Ed Bailey, L OBP: 0.358, SLG: 0.500 (8, 1)	K									HR	1	1	1	4	0	0	0									
Stu Miller, R OBP: 0.333, SLG: 0.250 (8, 1)										1B	1	0	1	0	0	0	0									
Inning Stats	R: 0 E: 0 K: 1 S: 7	H: 2 LOB: 2 BB: 0 P: 7	R: 0 E: 0 K: 1 S: 5	H: 0 LOB: 1 BB: 1 P: 9	R: 0 E: 0 K: 2 S: 7	H: 0 LOB: 0 BB: 0 P: 7	R: 0 E: 1 K: 1 S: 6	H: 0 LOB: 1 BB: 0 P: 6	R: 0 E: 0 K: 2 S: 8	H: 1 LOB: 1 BB: 0 P: 8	R: 0 E: 0 K: 1 S: 3	H: 0 LOB: 0 BB: 0 P: 3	R: 4 E: 0 K: 2 S: 10	H: 3 LOB: 1 BB: 2 P: 18	R: 1 E: 0 K: 1 S: 6	H: 1 LOB: 0 BB: 0 P: 6	R: 0 E: 0 K: 0 S: 4	H: 1 LOB: 1 BB: 0 P: 4	R: 1 E: 0 K: 0 S: 2	H: 2 LOB: 1 BB: 0 P: 2	1B: 7 2B: 1 3B: 0 HR: 2	SF: 0 SAC: 1 DP: 0 HBP: 0	WP: 0 PB: 1 SB: 0 CS: 0	PA: 41		
PITCHER	IP 7.0	WLS 31	H 6	R 4	ER 4	SO 9	BB 3	IBB 0	HBP 0	BLK 0	WP 0	HR 1	S 46	P 58	ERA 5.14	WHIP 1.286										
Joey Jay, R ERA: 4.27 (8, 1)	2.0	L	10	4	2	2	1	0	0	0	0	1	12	12	9.00	2.000										
PITCHER	IP 7.0	WLS 31	H 6	R 4	ER 4	SO 9	BB 3	IBB 0	HBP 0	BLK 0	WP 0	HR 1	S 46	P 58	ERA 5.14	WHIP 1.286										

Batter	1	2	3	4	5	6	7	8	9	AB	R	H	RBI	BB	SO	LOB	TOP								
Eddie Kasko, R OBP: 0.282, SLG: 0.322 (1, 5)	0-0 5-3		0-0 2B		0-0 F5		0-0 P5			4	0	1	0	0	0	0	Cincinnati Reds @ San Francisco Giants Candlestick Park, San Francisco, CA Wed Jun 27 1962, 6:33 AM EDT Att: 12,537 - Unknown livebaseballscores.com								
Don Zimmer, R OBP: 0.284, SLG: 0.326 (1, 4)	0-0 5-3		0-0 5-3		0-0 F7		0-0 F5			4	0	0	0	0	0	1									
Vada Pinson, L OBP: 0.339, SLG: 0.536 (1, 8)	0-0 4-3			0-0 FC6-4 1B		0-0 F8		0-0 4-3		4	0	1	0	0	0	0									
Frank Robinson, R OBP: 0.387, SLG: 0.549 (1, 9)		0-3 K		0-0 FC6-4 1B E		0-0 1B 2B 1B		0-0 F5		4	2	1	0	0	1	1									
Wally Post, R OBP: 0.348, SLG: 0.512 (1, 7)		0-0 HR		0-0 E9 1B 1-H 1B		0-0 2B 1-3 1B		0-3 K		4	1	3	1	0	1	0									
Hank Foiles, R OBP: 0.351, SLG: 0.471 (1, 2)		0-0 F2		0-0 P4		0-0 1-3 2B		0-0 F8		4	0	1	1	0	0	1									
Leo Cardenas, R OBP: 0.317, SLG: 0.377 Gordy Coleman, L OBP: 0.318, SLG: 0.419 (9, PH)	0-0 F3			0-0 1-3 1B		0-0 K			0-0 P6	3	0	1	0	0	1	2									
Marty Keough, L OBP: 0.400, SLG: 0.429 (1, 3)			0-0 P6	0-0 P3		0-0 BB			0-0 P6	3	0	0	0	1	0	2									
Ted Wills, L OBP: 0.143, SLG: 0.143 Johnny Klippstein, R OBP: 0.222, SLG: 0.155 Jerry Lynch, L OBP: 0.359, SLG: 0.522 (9, PH)	0-0 F9			0-0 K		0-0 1-3			0-3 K	3	0	0	0	0	1	3									
Inning Stats	R: 0 E: 0 K: 0 S: 3	H: 0 LOB: 0 BB: 0 P: 3	R: 1 E: 0 K: 1 S: 6	H: 1 LOB: 0 BB: 0 P: 6	R: 0 E: 0 K: 0 S: 4	H: 1 LOB: 1 BB: 0 P: 4	R: 1 E: 1 K: 0 S: 6	H: 3 LOB: 2 BB: 0 P: 6	R: 0 E: 0 K: 1 S: 5	H: 0 LOB: 0 BB: 0 P: 5	R: 1 E: 0 K: 1 S: 8	H: 3 LOB: 3 BB: 1 P: 12	R: 0 E: 0 K: 0 S: 3	H: 0 LOB: 0 BB: 0 P: 3	R: 0 E: 0 K: 1 S: 5	H: 0 LOB: 0 BB: 0 P: 5	R: 0 E: 0 K: 1 S: 5	H: 0 LOB: 0 BB: 0 P: 5	1B: 5 2B: 2 3B: 0 HR: 1	SF: 0 SAC: 0 DP: 0 HBP: 0	WP: 0 PB: 0 SB: 0 CS: 0	PA: 36			
PITCHER	IP	WLS	BF	H	R	ER	SO	BB	IBB	HBP	BLK	WP	HR	S	P	ERA	WHIP								
Mike McCormick, L ERA: 4.68 Bobby Bolin, R ERA: 2.49	(1, 1) 5.1		24	8	3	3	2	0	0	0	0	0	1	28	28	5.06	1.500								
	(6, 1) 3.2	W	12	0	0	0	3	1	0	0	0	0	0	17	21	0.00	0.273								

Batter	1	2	3	4	5	6	7	8	9	AB	R	H	RBI	BB	SO	LOB	BOTTOM								
Jose Pagan, R OBP: 0.318, SLG: 0.343 (1, 6)	4-0 HR BB		0-0 SH3-4 1-3		4-0 1B 1-2 BB		0-3 K			1	1	0	0	2	1	0	Cincinnati Reds @ San Francisco Giants Candlestick Park, San Francisco, CA Wed Jun 27 1962, 6:33 AM EDT Att: 12,537 - Unknown livebaseballscores.com								
Harvey Kuenn, R OBP: 0.393, SLG: 0.420 (1, 7)	0-0 1-H HR		0-0 SH1-3		0-0 G4-3 1B 1-2 2-3		0-0 F8			3	1	2	3	0	0	0									
Willie Mays, R OBP: 0.407, SLG: 0.628 (1, 8)	0-0 F8		0-0 3-H FC5-4 1B		0-0 G4-3 1-2		0-0 5-3			4	0	1	0	0	0	3									
Orlando Cepeda, R OBP: 0.344, SLG: 0.522 (1, 3)	0-3 K		0-0 FC5-4 1-2		0-0 F9		0-0 6-3		0-0 6-3	4	0	0	0	0	1	1									
Felipe Alou, R OBP: 0.365, SLG: 0.535 (1, 9)	0-3 K			0-0 G3-6-3 1B		0-0 6-3		0-0 HR		4	1	2	1	0	1	0									
Jim Davenport, R OBP: 0.360, SLG: 0.476 (1, 5)		0-0 3-1		0-0 F8		4-0 HR BB		0-3 K		3	1	0	0	1	1	1									
Ed Bailey, L OBP: 0.355, SLG: 0.513 (1, 2)	0-0 5-3			0-0 G3-6-3 1-2		0-0 1-H HR		0-3 K		4	1	1	2	0	1	1									
Chuck Hiller, L OBP: 0.335, SLG: 0.315 (1, 4)	0-0 3-1			0-0 F8		0-0 2B				3	0	1	0	0	0	0									
Mike McCormick, L ERA: 4.55 Bobby Bolin, R ERA: 5.15	(1, 1) 6.0	L	27	7	5	5	2	4	0	0	0	0	0	0	0	0	GIANTS								
	(7, 1) 2.0		7	1	1	1	3	0	0	0	0	0	0	0	0	1									
Inning Stats	R: 2 E: 0 K: 2 S: 8	H: 1 LOB: 0 BB: 1 P: 12	R: 0 E: 0 K: 0 S: 3	H: 0 LOB: 0 BB: 0 P: 3	R: 1 E: 0 K: 0 S: 4	H: 1 LOB: 1 BB: 1 P: 8	R: 0 E: 0 K: 0 S: 3	H: 1 LOB: 0 BB: 0 P: 3	R: 0 E: 0 K: 0 S: 4	H: 2 LOB: 2 BB: 1 P: 8	R: 2 E: 0 K: 0 S: 5	H: 2 LOB: 1 BB: 1 P: 9	R: 0 E: 0 K: 1 S: 5	H: 0 LOB: 0 BB: 0 P: 5	R: 1 E: 0 K: 2 S: 8	H: 1 LOB: 0 BB: 0 P: 8	R: 0 E: 0 K: 2 S: 8	H: 0 LOB: 0 BB: 0 P: 8	1B: 4 2B: 1 3B: 0 HR: 3	SF: 0 SAC: 2 DP: 2 HBP: 0	WP: 2 PB: 0 SB: 0 CS: 0	PA: 34			
PITCHER	IP	WLS	BF	H	R	ER	SO	BB	IBB	HBP	BLK	WP	HR	S	P	ERA	WHIP								
Ted Wills, L ERA: 6.55 Johnny Klippstein, R ERA: 5.15	(1, 1) 6.0		27	7	5	5	2	4	0	0	0	0	1	27	43	7.50	1.833								
	(7, 1) 2.0		7	1	1	1	3	0	0	0	0	0	1	13	13	4.50	0.500								

Batter	1	2	3	4	5	6	7	8	9	10	11	12	AB	R	H	RBI	BB	SO	LOB	TOP						
Tony Taylor, R (1.4) OBP: 0.362, SLG: 0.376	0-3 K		0-3 K		0-0 5-3			0-0 6-3		0-3 K		0-3 K	6	0	0	0	0	4	3							
Johnny Callison, L (1.9) OBP: 0.367, SLG: 0.480	0-3 K		0-3 K		0-3 K2-3			0-0 1B					5	0	1	0	0	3	0							
Ted Savage, R (1.7) OBP: 0.371, SLG: 0.400	4-0 BB		0-3 K					0-0 5-3					4	0	0	0	1	2	1							
Roy Slevers, R (1.3) OBP: 0.336, SLG: 0.405	0-0 F9				0-0 4-3 1B			0-0 6-3		0-0 5-3		0-0 FC6-4 1B	5	1	2	0	0	0	1							
Don Demeter, R (1.5) OBP: 0.356, SLG: 0.534		1-0 1B E HBP		0-0 1B 4-3 1B				0-0 P4		0-3 K		0-0 FC6-4 1B	4	2	1	0	0	1	1							
Tony Gonzalez, L (1.8) OBP: 0.367, SLG: 0.464		0-0 FC5-4 E 1B		0-0 4-3				0-0 F4		0-0 4-3		0-0 F6	5	0	1	0	0	0	2							
Sammy White, R (1.2) OBP: 0.242, SLG: 0.355		0-0 E5 FC5-4 1B		0-0 4-3				0-0 6-3		0-0 F6		0-0 BB 1B	2	0	1	2	0	0	1							
Bob Ojeda, R (5.2) OBP: 0.300, SLG: 0.176		1-2 3-H FC5-4		1-2 2-3 1B				0-0 F8		0-0 4-3		0-0 F8 1B	3	0	1	0	0	0	0							
Bobby Wine, R (1.6) OBP: 0.250, SLG: 0.319		0-0 FC5-4		0-0 SF9-3-4				0-0 F8		0-0 F8		0-0 F8	4	0	1	1	0	0	3							
Dennis Bennett, L (1.1) OBP: 0.167, SLG: 0.091		0-0 5-3						0-0 F8		0-0 F9		0-0 BB	3	0	0	0	0	2	1							
Jacke Davis, R (10, PH) OBP: 0.269, SLG: 0.313		0-0 5-3						0-0 F9		0-0 F9		0-0 BB	1	0	0	0	0	0	1							
Jack Baldschun, R (10.1)		0-0 5-3						0-0 F9		0-0 F9		0-0 BB	0	0	0	0	1	0	0							
Inning Stats	R: 0 E: 0 K: 2 S: 7	H: 0 LOB: 1 BB: 11	R: 1 E: 1 K: 0 S: 4	H: 1 LOB: 1 BB: 0 P: 5	R: 0 E: 0 K: 3 S: 9	H: 0 LOB: 0 BB: 0 P: 9	R: 2 E: 0 K: 0 S: 5	H: 3 LOB: 0 BB: 0 P: 6	R: 0 E: 0 K: 2 S: 7	H: 0 LOB: 0 BB: 0 P: 7	R: 0 E: 0 K: 1 S: 6	H: 1 LOB: 1 BB: 0 P: 6	R: 0 E: 0 K: 1 S: 5	H: 0 LOB: 0 BB: 0 P: 5	R: 0 E: 0 K: 1 S: 6	H: 1 LOB: 1 BB: 0 P: 6	R: 0 E: 0 K: 0 S: 4	H: 1 LOB: 1 BB: 0 P: 4	R: 0 E: 0 K: 1 S: 6	H: 1 LOB: 2 BB: 10	1B: 8 2B: 1 3B: 0 HR: 0	SF: 1 SAC: 0 DP: 2 HBP: 1	WP: 0 PB: 0 SB: 0 CS: 0	PA: 46		
PITCHER Billy O'Dell, L (1.1) ERA: 3.22	IP 12.0	WLS W 46	BF H 8	R 3	ER 3	SO 12	BB 2	IBB 0	HBP 1	BLK 0	WP 0	HR 0	S 67	P 76	ERA 2.25	WHIP 0.833										

Philadelphia Phillies @ San Francisco Giants
Candlestick Park, San Francisco, CA
Fri Jun 29 1962, 10:05 PM EDT
Att. 11,088 - Unknown

AB 42
R 3
H 8
RBI 3
BB 2
SO 12
LOB 14



Batter	1	2	3	4	5	6	7	8	9	10	11	12	AB	R	H	RBI	BB	SO	LOB	BOTTOM						
Jose Pagan, R (1.6) OBP: 0.324, SLG: 0.344	4-0 WP BB SF9	0-0 4-3		0-0 1-2 1B		0-0 5-3		0-0 5-3		4-0 FC6-4 BB			4	1	1	0	2	0	0							
Harvey Kuenn, R (1.7) OBP: 0.397, SLG: 0.415	4-0 SF9 1-2 BB		4-0 FC5-4 BB	0-0 3-1		0-0 F7		0-0 F7		0-0 FC6-4 1-2			4	1	0	0	2	0	4							
Willie Mays, R (1.8) OBP: 0.598, SLG: 0.612	0-0 SF9		0-0 FC5-4 FC4		0-3 K	0-3 K		0-0 F8		0-0 F7		0-0 F7	5	0	0	1	0	2	1							
Orlando Cepeda, R (1.3) OBP: 0.343, SLG: 0.520	0-1 CI 1B		0-0 FC4		0-0 BB 1B	0-3 K		0-0 F9		0-0 F7		0-0 F7	5	1	1	0	0	1	1							
Felipe Alou, R (1.9) OBP: 0.373, SLG: 0.540	0-0 1-2 3-H 1B		4-0 IBB		0-0 F7	0-0 2B		0-0 WP 1B		0-0 F7		0-0 F7	5	0	3	1	1	0	1							
Ed Bailey, L (1.2) OBP: 0.354, SLG: 0.526	0-0 P4		0-3 K		0-0 BB 1B	0-0 F9		0-0 F9		0-0 F9		0-0 HR	6	1	2	1	0	1	6							
Jim Davenport, R (1.5) OBP: 0.359, SLG: 0.467	0-0 F8				0-0 F9	4-0 BB 1B		4-0 BB 1B		0-0 SH2-3 1B			3	0	1	0	2	0	2							
Chuck Hiller, L (1.4) OBP: 0.329, SLG: 0.309		0-0 P6		0-3 K		1-2 2-3 3-H BB		0-0 F3		0-0 SH2-3			2	0	0	0	0	1	0							
Bob Nieman, R (5, PH) OBP: 0.250, SLG: 0.357		0-0 P6		0-3 K		1-2 2-3 3-H BB		0-0 F3		0-0 SH2-3			0	0	0	1	1	0	0							
Ernie Bowman, R (5, PR) OBP: 0.111, SLG: 0.111		0-0 P6		0-3 K		1-2 2-3 3-H BB		0-0 F3		0-0 SH2-3			1	0	0	0	0	0	2							
Billy O'Dell, S (1.1) OBP: 0.190, SLG: 0.105		0-3 K		4-0 1B BB		0-0 K		0-0 F4		0-0 F5			4	0	0	0	1	2	4							
Inning Stats	R: 2 E: 1 K: 0 S: 5	H: 1 LOB: 2 BB: 2 P: 13	R: 0 E: 0 K: 1 S: 5	H: 0 LOB: 0 BB: 0 P: 5	R: 0 E: 1 K: 1 S: 9	H: 0 LOB: 2 BB: 2 P: 13	R: 0 E: 0 K: 1 S: 6	H: 1 LOB: 2 BB: 1 P: 10	R: 1 E: 0 K: 2 S: 9	H: 2 LOB: 3 BB: 2 P: 17	R: 0 E: 0 K: 1 S: 5	H: 0 LOB: 0 BB: 0 P: 5	R: 0 E: 0 K: 1 S: 6	H: 1 LOB: 1 BB: 1 P: 10	R: 0 E: 0 K: 0 S: 3	H: 0 LOB: 0 BB: 0 P: 3	R: 0 E: 0 K: 1 S: 4	H: 1 LOB: 2 BB: 1 P: 8	R: 0 E: 0 K: 0 S: 3	H: 0 LOB: 0 BB: 0 P: 3	R: 1 E: 0 K: 0 S: 1	H: 1 LOB: 0 BB: 0 P: 1	1B: 6 2B: 1 3B: 0 HR: 1	SF: 1 SAC: 1 DP: 0 HBP: 0	WP: 2 PB: 0 SB: 0 CS: 0	PA: 51
PITCHER Dennis Bennett, L (1.1) ERA: 4.68	IP 9.0	WLS L 9	BF H 2	R 3	ER 3	SO 7	BB 7	IBB 1	HBP 0	BLK 0	WP 2	HR 0	S 48	P 80	ERA 3.00	WHIP 1.444										
PITCHER Jack Baldschun, R (10.1) ERA: 3.67	IP 2.0	WLS L 9	BF H 2	R 1	ER 1	SO 0	BB 1	IBB 0	HBP 0	BLK 0	WP 0	HR 1	S 8	P 12	ERA 4.50	WHIP 1.500										

Philadelphia Phillies @ San Francisco Giants
Candlestick Park, San Francisco, CA
Fri Jun 29 1962, 10:05 PM EDT
Att. 11,088 - Unknown


AB 39
R 4
H 8
RBI 4
BB 9
SO 7
LOB 21




Batter	1	2	3	4	5	6	7	8	9	AB R H RBI BB SO LOB	TOP											
Billy Klaus, L OBP: 0.273, SLG: 0.253 (1,4)	G3		F8		E4		F5		K	5 0 0 0 0 1 0	Philadelphia Phillies @ San Francisco Giants Candlestick Park, San Francisco, CA Sat Jun 30 1962, 6:33 AM EDT Att: 11,716 - Unknown											
Johnny Callison, L OBP: 0.368, SLG: 0.477 (1,9)	F		K		F9		F9 1B		F7	4 0 1 0 1 1 1												
Tony Gonzalez, L OBP: 0.371, SLG: 0.467 (1,8)	E7		F5				1B		F9	5 1 3 0 0 0 0												
Wes Covington, L OBP: 0.300, SLG: 0.388 (1,7)	P6				4-3		1B		F9	4 1 1 0 0 0 4												
Clay Dalrymple, L OBP: 0.429, SLG: 0.448 (1,2)	F9						F9 1B		4-3	4 0 2 1 0 0 4												
Don Demeter, R OBP: 0.356, SLG: 0.546 (1,5)					K		F9			4 1 2 2 0 1 1												
Frank Torre, L OBP: 0.402, SLG: 0.359 (1,3)					K		F9		G3	4 0 1 0 0 1 3												
Bobby Wine, R OBP: 0.243, SLG: 0.310 (1,6)							4-3		5-3	4 0 0 0 0 1 3												
Cal McLish, S ERA: 4.92 (5, PH) Dallas Green, R ERA: 3.62 (5, PH) Roy Sievers, L ERA: 3.84 (6, PH) Chris Short, L ERA: 3.84 (6, PH) Paul Brown, R ERA: 8.15 (7, PH) Mel Roach, R ERA: 3.61 (8, PH) Jack Baldschun, R ERA: 3.61 (8, PH)	K				F9		K		K	1 0 0 0 0 0 1 1 1 0 0 0 0 0 0 0 0 0 0 0 0 0 0 0 1 0 0 0 0 0 1 2 0 0 0 0 0 0 0 0 0 0 0 0 0 0 0 0 1 0 0 0 0 0 1 0 0 0 0 0 0 0 0 0												
Inning Stats	R: 0 E: 1 K: 0 S: 5	H: 2 LOB: 2 BB: 0 P: 5	R: 0 E: 0 K: 1 S: 6	H: 1 LOB: 1 BB: 0 P: 6	R: 0 E: 0 K: 1 S: 5	H: 0 LOB: 0 BB: 0 P: 5	R: 0 E: 0 K: 2 S: 8	H: 1 LOB: 1 BB: 0 P: 8	R: 0 E: 1 K: 0 S: 4	H: 0 LOB: 1 BB: 0 P: 4	R: 2 E: 0 K: 2 S: 11	H: 4 LOB: 2 BB: 1 P: 11	R: 0 E: 0 K: 0 S: 4	H: 1 LOB: 2 BB: 1 P: 8	R: 1 E: 0 K: 1 S: 6	H: 1 LOB: 0 BB: 0 P: 6	R: 0 E: 0 K: 1 S: 5	H: 0 LOB: 0 BB: 0 P: 5	1B: 9 2B: 0 3B: 0 HR: 1	SF: 0 SAC: 0 DP: 0 HBP: 0	WP: 0 PB: 0 SB: 0 CS: 0	PA: 39
PITCHER	IP WLS BF H R ER SO BB IBB HBP BLK WP HR S P ERA WHIP											PITCHER	IP WLS BF H R ER SO BB IBB HBP BLK WP HR S P ERA WHIP									
Bobby Bolin, R ERA: 2.56 (1, 1)	6.1 W 30 9 2 2 6 1 0 0 0 0 0 0 41 45 2.84 1.579											Stu Miller, R ERA: 4.25 (7, 1)	2.2 S 9 1 1 1 2 0 0 0 0 0 1 13 13 3.38 0.375									

Batter	1	2	3	4	5	6	7	8	9	AB R H RBI BB SO LOB	BOTTOM									
Jose Pagan, R OBP: 0.325, SLG: 0.346 (1,6)	FC9-6		FC7-5		K		F9		K	4 1 1 0 1 2 1	Philadelphia Phillies @ San Francisco Giants Candlestick Park, San Francisco, CA Sat Jun 30 1962, 6:33 AM EDT Att: 11,716 - Unknown									
Chuck Hillier, L OBP: 0.327, SLG: 0.307 (1,4)	FC9-6		FC7-5				F8		F5	5 0 1 0 0 0 3										
Willie Mays, R OBP: 0.398, SLG: 0.609 (1,8)	P6						F9		F9	5 1 2 1 0 0 1										
Willie McCovey, L OBP: 0.413, SLG: 0.640 (7, PR) Manny Mota, R OBP: 0.276, SLG: 0.209 (8, 7)			4-3				F9			3 1 1 1 1 0 2 0 1 0 0 1 0 0										
Felipe Alou, R OBP: 0.374, SLG: 0.559 (1,9)							F9		F9	5 2 2 4 0 1 2										
Orlando Cepeda, R OBP: 0.348, SLG: 0.532 (1,3)							F8		F8	4 2 3 1 0 0 0										
Ed Bailey, L OBP: 0.358, SLG: 0.522 (1,2)							F8		F8	3 0 1 0 0 0 1										
Jim Davenport, R OBP: 0.361, SLG: 0.465 (1,5)							F9		F9	3 0 1 0 1 0 2										
Bobby Bolin, R OBP: 0.167, SLG: 0.167 (1, 1) Stu Miller, R OBP: 0.300, SLG: 0.222 (7, 1)							FC7-5		4-3	3 0 1 1 0 1 3 1 0 0 0 0 0 2										
Inning Stats	R: 0 E: 0 K: 0 S: 3	H: 1 LOB: 0 BB: 0 P: 3	R: 1 E: 0 K: 0 S: 4	H: 1 LOB: 0 BB: 0 P: 4	R: 1 E: 0 K: 0 S: 5	H: 2 LOB: 2 BB: 1 P: 9	R: 2 E: 0 K: 1 S: 8	H: 3 LOB: 1 BB: 0 P: 8	R: 0 E: 0 K: 0 S: 3	H: 0 LOB: 0 BB: 0 P: 3	R: 0 E: 0 K: 1 S: 6	H: 1 LOB: 2 BB: 1 P: 10	R: 4 E: 0 K: 0 S: 7	H: 4 LOB: 2 BB: 1 P: 12	R: 0 E: 0 K: 2 S: 8	H: 1 LOB: 2 BB: 1 P: 12	1B: 8 2B: 2 3B: 0 HR: 4	SF: 0 SAC: 0 DP: 1 HBP: 1	WP: 0 PB: 0 SB: 0 CS: 0	PA: 41
PITCHER	IP WLS BF H R ER SO BB IBB HBP BLK WP HR S P ERA WHIP											PITCHER	IP WLS BF H R ER SO BB IBB HBP BLK WP HR S P ERA WHIP							
Cal McLish, R ERA: 4.92 (1, 1)	4.0 L 19 7 4 4 1 0 0 0 0 0 0 0 3 3 9.00 2.000											Dallas Green, R ERA: 3.62 (5, 1)	1.0 3 0 0 0 0 0 0 0 0 0 3 3 0.00 0.000							
Chris Short, L ERA: 3.84 (6, 1)	1.2 12 4 4 4 1 2 0 1 0 0 2 11 20 21.60 3.600											Paul Brown, R ERA: 8.15 (7, 1)	0.1 2 1 0 0 0 0 0 0 0 0 2 2 0.00 3.000							
Jack Baldschun, R ERA: 3.61 (8, 1)	1.0 5 1 0 0 2 1 0 0 0 0 0 0 8 12 0.00 2.000																			

AB 38
R 3
H 10
RBI 3
BB 1
SO 8
LOB 19



AB 36
R 8
H 13
RBI 8
BB 4
SO 4
LOB 17



Batter	1	2	3	4	5	6	7	8	9	AB	R	H	RBI	BB	SO	LOB	TOP										
Mel Roach, R OBP: 0.226, SLG: 0.241 Billy Klaus, L OBP: 0.288, SLG: 0.295	(1,4) 0-3 K		(1) 0-0 F4	(2) 0-0 5-3		(2) 0-0 F8		(3) 0-0 HR		4	0	0	0	0	1	2											
Johnny Callison, L OBP: 0.368, SLG: 0.476	(1,9) 0-0 L6		(2) 0-0 1B SF9	(3) 0-3 K		(3) 0-0 1B		(3) 0-0 F6		5	1	2	0	0	1	1											
Ted Savage, R OBP: 0.377, SLG: 0.424 Clay Dalrymple, L OBP: 0.427, SLG: 0.446	(1,7) 0-0 FC6-4 1B		(2) 0-0 1B		(3) 0-0 HR	(3) 0-0 FC6		(3) 0-3 K2-3		4	1	3	1	0	0	2											
Roy Sievers, R OBP: 0.333, SLG: 0.402 Wes Covington, L OBP: 0.304, SLG: 0.392 Jacke Davis, R OBP: 0.269, SLG: 0.313	(1,3) 0-0 FC6-4 1-2		(2) 0-0 SF9		(1) 0-3 K		(1) 0-0 SH1-4 1B	(2) 0-0 FC6-4 1B		3	0	1	1	0	1	1											
Don Demeter, R OBP: 0.364, SLG: 0.551		(1,5) 0-0 FC5 2B	(2) 0-0 1B		(1) 4-0 1B BB		(1) 0-0 SH1-4	(2) 0-0 FC6-4 1B		3	0	2	0	1	0	1											
Tony Gonzalez, L OBP: 0.371, SLG: 0.466	(1,8) 0-3 K		(3) 0-0 5-3		(2) 0-0 G5-4-3 1B		(2) 0-3 K	(3) 0-0 1B		5	0	2	0	0	2	4											
Bob Ojdis, R OBP: 0.150 Frank Torre, L OBP: 0.398, SLG: 0.354	(1,2) 0-0 6-3			(4,0) 0-0 2B BB	(3) 0-0 G5-4-3		(3) 0-0 5-3	(3) 0-0 F4		3	1	0	0	1	0	4											
Bobby Wine, R OBP: 0.250, SLG: 0.317	(1,6) 4-0 BB			(1,0) 0-0 2B		(1) 0-0 F6		(1) 0-0 5-3		3	0	1	1	1	0	0											
Art Mahaffey, R OBP: 0.213, SLG: 0.227	(1,1) 0-0 FC5 2-3			(1) 0-3 K		(1) 0-0 1B		(2) 0-0 F8		4	0	1	0	0	1	3											
Inning Stats	R: 0 E: 0 K: 1 S: 6	H: 1 LOB: 1 BB: 0 P: 6	R: 0 E: 0 K: 1 S: 6	H: 1 LOB: 2 BB: 1 P: 10	R: 1 E: 0 K: 0 S: 6	H: 3 LOB: 2 BB: 0 P: 6	R: 1 E: 0 K: 2 S: 8	H: 1 LOB: 1 BB: 1 P: 12	R: 1 E: 0 K: 1 S: 6	H: 2 LOB: 1 BB: 1 P: 10	R: 0 E: 0 K: 0 S: 5	H: 2 LOB: 0 BB: 0 P: 5	R: 0 E: 0 K: 1 S: 6	H: 1 LOB: 0 BB: 0 P: 6	R: 1 E: 0 K: 0 S: 4	H: 1 LOB: 0 BB: 0 P: 4	R: 0 E: 0 K: 1 S: 7	H: 2 LOB: 2 BB: 0 P: 7	1B: 10 2B: 2 3B: 0 HR: 2	SF: 1 SAC: 1 DP: 1 HBP: 0	WP: 0 PB: 0 SB: 0 CS: 0	PA: 43					
PITCHER	IP	WLS	BF	H	R	ER	SO	BB	IBB	HBP	BLK	WP	HR	S	P	ERA	WHIP										
Mike McCormick, L ERA: 4.68	(1,1) 5.2		29	10	3	3	5	3	0	0	0	0	1	36	48	4.76	2.294										
Don Larsen, R ERA: 5.18	(6,1) 2.1	W	9	2	1	1	1	0	0	0	0	0	1	11	11	3.86	0.857										
Stu Miller, R ERA: 4.17	(9,1) 1.0	S	5	2	0	0	1	0	0	0	0	0	0	7	7	0.00	2.000										

Philadelphia Phillies @ San Francisco Giants
Candlestick Park, San Francisco, CA
Sun Jul 01 1962, 6:33 AM EDT
Att: 17,612 - Unknown

AB 38
R 4
H 14
RBI 4
BB 3
SO 7
LOB 20



Batter	1	2	3	4	5	6	7	8	9	AB	R	H	RBI	BB	SO	LOB	BOTTOM										
Chuck Hiller, L OBP: 0.329, SLG: 0.310	(1,4) 0-0 G3			(1) 0-0 CS 1B		(2) 0-0 F7		(2) 0-0 1B 1-2 2-3 3-H		4	0	2	1	0	0	0											
Jose Pagan, R OBP: 0.322, SLG: 0.342 Harvey Kuenn, R OBP: 0.396, SLG: 0.413 Ernie Bowman, R OBP: 0.111, SLG: 0.111	(1,6) 0-0 F9			(1) 0-3 K		(3) 0-0 F8		(2) 0-0 F9		3	0	0	0	0	1	1											
Willie Mays, R OBP: 0.397, SLG: 0.604	(1,8) 0-0 6-3			(2) 0-3 K		(2) 0-0 F8		(3) 0-0 DI 1B		4	0	1	2	0	1	1											
Willie McCovey, L OBP: 0.398, SLG: 0.613 Stu Miller, R OBP: 0.300, SLG: 0.222	(1,7) 0-0 6-3			(1) 0-3 K		(2) 0-0 4-3		(3) 0-0 F8		4	0	0	0	0	1	2											
Felipe Alou, R OBP: 0.370, SLG: 0.553	(1,9) 0-0 4-3			(2) 0-0 P3		(3) 0-0 F7				3	0	0	0	0	0	0											
Orlando Cepeda, R OBP: 0.348, SLG: 0.531	(1,3) 0-0 F2					(1) 0-0 HR 1B		(1) 0-0 F5		3	1	1	0	0	0	0											
Ed Bailey, L OBP: 0.540 Joe Pignatano, R OBP: 0.571, SLG: 0.250	(1,2) 0-0 6-3			(1) 0-0 HR		(1) 0-0 K		(1) 1-0 1B 1B HBP		2	1	1	2	0	0	0											
Jim Davenport, R OBP: 0.361, SLG: 0.464	(1,5) 0-3 K			(2) 0-0 F8		(3) 0-0 1B 1B 1B		(3) 0-0 1B 1B		3	1	1	0	0	1	0											
Mike McCormick, L OBP: 0.217, SLG: 0.286 Don Larsen, R OBP: 0.278, SLG: 0.389 Matty Alou, L OBP: 0.338, SLG: 0.333	(1,1) 0-0 F5			(3) 0-0 K		(1) 0-3 K		(1) 1-2 2-3 1B 1B		1	0	0	0	0	0	0											
Inning Stats	R: 0 E: 0 K: 0 S: 3	H: 0 LOB: 0 BB: 0 P: 3	R: 0 E: 0 K: 0 S: 3	H: 0 LOB: 0 BB: 0 P: 3	R: 0 E: 0 K: 1 S: 5	H: 0 LOB: 0 BB: 0 P: 5	R: 0 E: 0 K: 2 S: 7	H: 1 LOB: 1 BB: 0 P: 7	R: 2 E: 0 K: 1 S: 7	H: 2 LOB: 0 BB: 0 P: 7	R: 0 E: 0 K: 1 S: 5	H: 0 LOB: 0 BB: 0 P: 5	R: 0 E: 0 K: 0 S: 3	H: 0 LOB: 0 BB: 0 P: 3	R: 3 E: 0 K: 0 S: 7	H: 4 LOB: 3 BB: 0 P: 8	R: 0 E: 0 K: 1 S: 7	H: 1 LOB: 1 BB: 1 HBP: 1	1B: 6 2B: 1 3B: 0 HR: 1	SF: 0 SAC: 0 DP: 1 HBP: 1	WP: 0 PB: 0 SB: 0 CS: 1	PA: 31					
PITCHER	IP	WLS	BF	H	R	ER	SO	BB	IBB	HBP	BLK	WP	HR	S	P	ERA	WHIP										
Art Mahaffey, R ERA: 4.07	(1,1) 8.0	L	31	7	5	5	5	0	0	1	0	0	1	40	41	5.62	0.875										

Philadelphia Phillies @ San Francisco Giants
Candlestick Park, San Francisco, CA
Sun Jul 01 1962, 6:33 AM EDT
Att: 17,612 - Unknown

AB 30
R 5
H 7
RBI 5
BB 0
SO 5
LOB 7



Batter	1	2	3	4	5	6	7	8	9	AB	R	H	RBI	BB	SO	LOB	TOP			
Richie Ashburn, L OBP: 0.414, SLG: 0.459										4	2	0	0	1	0	4	New York Mets @ San Francisco Giants Candlestick Park, San Francisco, CA Mon Jul 02 1962, 10:05 PM EDT Att: 11,058 - Unknown			
Felix Mantilla, R OBP: 0.307, SLG: 0.383										4	2	1	1	1	1	0				
Gene Woodling, L OBP: 0.402, SLG: 0.434										5	0	2	4	0	1	1				
Sammy Taylor, L OBP: 0.321, SLG: 0.300										3	1	0	0	2	1	4				
Charlie Neat, R OBP: 0.337, SLG: 0.381										4	1	1	1	1	1	3				
Mary Thronberry, L OBP: 0.311, SLG: 0.336										5	0	2	1	0	2	3				
Jim Hickman, R OBP: 0.338, SLG: 0.438										3	0	1	1	0	2	2				
Frank Thomas, R OBP: 0.359, SLG: 0.511										1	0	1	0	0	0	0				
Joe Christopher, R OBP: 0.250, SLG: 0.320										1	1	0	0	0	1	0				
Elio Chacon, R OBP: 0.358, SLG: 0.276										4	0	0	0	0	1	4				
Craig Anderson, R OBP: 0.304, SLG: 0.393										3	0	0	0	0	0	0				
Ken MacKenzie, R OBP: 0.200, SLG: 0.143										0	0	0	0	0	0	0				
Rod Kanehl, R OBP: 0.200, SLG: 0.143										1	1	0	0	0	0	2				
Vinegar Bend Mizell, R OBP: 0.250, SLG: 0.320										0	0	0	0	0	0	0				
Bob Miller, R OBP: 0.250, SLG: 0.320										0	0	0	0	0	0	0				
Inning Stats	R: 2 E: 0 K: 0 S: 5	H: 2 LOB: 1 BB: 1 P: 9	R: 0 E: 1 K: 1 S: 6	H: 0 LOB: 1 BB: 0 P: 6	R: 2 E: 0 K: 1 S: 7	H: 2 LOB: 2 BB: 2 P: 15	R: 0 E: 0 K: 1 S: 5	H: 0 LOB: 0 BB: 0 P: 5	R: 0 E: 0 K: 2 S: 9	H: 1 LOB: 2 BB: 0 P: 9	R: 0 E: 0 K: 1 S: 5	H: 0 LOB: 1 BB: 1 P: 9	R: 0 E: 0 K: 1 S: 9	H: 0 LOB: 2 BB: 1 P: 13	R: 0 E: 0 K: 2 S: 7	H: 0 LOB: 0 BB: 0 P: 7	1B: 7 2B: 1 3B: 0 HR: 0	SF: 0 SAC: 0 DP: 0 HBP: 0	WP: 0 PB: 0 SB: 0 CS: 0	PA: 43
PITCHER	IP WLS BF H R ER SO BB IBB HBP BLK WP HR S P ERA WHIP																			
Juan Marichal, R ERA: 2.98	4.0	22	5	4	4	3	3	0	0	0	0	0	0	25	37	9.00	2.000			
Jim Duffalo, R ERA: 3.9	3.0	10	0	0	0	4	1	0	0	0	0	0	0	17	21	0.00	0.333			
Stu Miller, R ERA: 4.01	2.0	L 11	3	4	0	3	1	0	0	0	0	0	0	16	20	0.00	2.000			

Batter	1	2	3	4	5	6	7	8	9	AB	R	H	RBI	BB	SO	LOB	BOTTOM					
Chuck Hiller, L OBP: 0.330, SLG: 0.311										5	1	2	0	0	1	2	New York Mets @ San Francisco Giants Candlestick Park, San Francisco, CA Mon Jul 02 1962, 10:05 PM EDT Att: 11,058 - Unknown					
Jim Davenport, R OBP: 0.362, SLG: 0.481										5	2	2	3	0	1	3						
Willie Mays, R OBP: 0.394, SLG: 0.607										5	1	1	2	0	0	1						
Willie McCovey, L OBP: 0.396, SLG: 0.604										3	0	1	0	0	0	1						
Bob Nieman, R OBP: 0.235, SLG: 0.333										1	0	0	0	0	0	0						
Stu Miller, R OBP: 0.300, SLG: 0.222										0	0	0	0	0	0	0						
Harvey Kuenn, R OBP: 0.394, SLG: 0.411										1	0	0	0	0	0	0						
Felipe Alou, R OBP: 0.370, SLG: 0.547										3	0	0	0	2	0	1						
Orlando Cepeda, R OBP: 0.353, SLG: 0.533										4	0	3	0	0	1	1						
Ed Bailey, L OBP: 0.357, SLG: 0.530										3	0	0	0	0	1	4						
Joe Pignatano, R OBP: 0.625, SLG: 0.250										0	0	0	0	1	0	0						
Jose Pagan, R OBP: 0.324, SLG: 0.342										3	0	1	0	1	0	1						
Juan Marichal, R OBP: 0.300, SLG: 0.277										1	0	0	0	0	0	2						
Jim Duffalo, R ERA: 4.58										1	0	0	0	0	1	0						
Matty Alou, L OBP: 0.328, SLG: 0.324										2	1	0	0	0	0	2						
Inning Stats	R: 0 E: 0 K: 0 S: 4	H: 1 LOB: 1 BB: 0 P: 4	R: 0 E: 0 K: 0 S: 4	H: 1 LOB: 2 BB: 1 P: 8	R: 0 E: 0 K: 1 S: 5	H: 0 LOB: 0 BB: 0 P: 5	R: 0 E: 0 K: 0 S: 4	H: 2 LOB: 1 BB: 0 P: 4	R: 0 E: 0 K: 2 S: 7	H: 0 LOB: 0 BB: 0 P: 7	R: 1 E: 0 K: 1 S: 7	H: 2 LOB: 2 BB: 1 P: 11	R: 4 E: 0 K: 1 S: 9	H: 4 LOB: 1 BB: 1 P: 13	R: 0 E: 1 K: 0 S: 4	H: 0 LOB: 2 BB: 1 P: 8	R: 0 E: 0 K: 0 S: 3	H: 0 LOB: 0 BB: 0 P: 3	1B: 7 2B: 0 3B: 1 HR: 2	SF: 0 SAC: 0 DP: 1 HBP: 0	WP: 0 PB: 0 SB: 1 CS: 0	PA: 41
PITCHER	IP WLS BF H R ER SO BB IBB HBP BLK WP HR S P ERA WHIP																					
Craig Anderson, R ERA: 4.58	0.2	W 3	0	0	0	1	1	0	0	0	0	0	0	4	8	0.00	1.500					
Vinegar Bend Mizell, L ERA: 3.58	0.0	1	0	0	0	0	1	0	0	0	0	0	0	4	4	∞	∞					
Bob Miller, R ERA: 4.79	2.0	S 7	0	0	0	0	0	0	0	0	0	0	0	7	7	0.00	0.000					

Batter	1	2	3	4	5	6	7	8	9	AB	R	H	RBI	BB	SO	LOB	TOP		
Richie Ashburn, L (1, 9) OBP: 0.416, SLG: 0.456	F5		5-3			FC1-6 1B		2B BB		3	0	1	0	1	0	1	New York Mets @ San Francisco Giants Candlestick Park, San Francisco, CA Tue Jul 03 1962, 6:33 AM EDT Att: 7,083 - Unknown		
Rod Kanehl, R (1, 8) OBP: 0.343, SLG: 0.369	4-3		4-3			FC1-6 1-2		L6-4 2-3		4	0	0	0	0	0	4			
Gene Woodling, L (1, 7) OBP: 0.396, SLG: 0.426 Jim Hickman, R (6, 7) OBP: 0.342, SLG: 0.446	6-3			F8		F8		1-3 2B		3	0	0	0	0	0	1			
Sammy Taylor, L (1, 2) OBP: 0.314, SLG: 0.292		F4		G3		F8		F9		4	0	0	0	0	0	3			
Charlie Neal, R (1, 4) OBP: 0.339, SLG: 0.383		F8					G5-4-3 1B		F9	4	0	2	0	0	0	0			
Mary Thronberry, L (1, 3) OBP: 0.309, SLG: 0.333		F5		F3			G5-4-3 1B		F4	4	0	1	0	0	0	1			
Felix Mantilla, R (1, 5) OBP: 0.310, SLG: 0.386			2B G3 1B			FC5-4 1B		G5-4-3 1B		4-3	4	1	2	0	0	2			
Elio Chacon, R (1, 6) OBP: 0.358, SLG: 0.281			G3 1-3 2B		FC5-4 G4-6-3 1-2		F7			3	0	1	0	0	0	2			
Al Jackson, L (1, 1) OBP: 0.135, SLG: 0.114 Bob Moorhead, R (5, 1) Cliff Cook, R (8, PH) OBP: 0.253, SLG: 0.362 Vinegar Bend Mizell, R (8, 1) OBP: 0.200, SLG: 0.143			G3		G4-6-3 1-2			L6-4 2B		2	0	0	1	0	0	2			
Inning Stats	R: 0 E: 0 K: 0 S: 3	H: 0 LOB: 0 BB: 0 P: 3	R: 0 E: 0 K: 0 S: 3	H: 0 LOB: 0 BB: 0 P: 3	R: 1 E: 0 K: 0 S: 5	H: 2 LOB: 1 BB: 0 P: 5	R: 0 E: 0 K: 0 S: 4	H: 1 LOB: 1 BB: 0 P: 4	R: 0 E: 0 K: 0 S: 4	H: 1 LOB: 0 BB: 0 P: 3	R: 0 E: 0 K: 0 S: 4	H: 2 LOB: 1 BB: 0 P: 4	R: 0 E: 0 K: 0 S: 4	H: 2 LOB: 2 BB: 1 P: 8	R: 0 E: 0 K: 0 S: 3	H: 0 LOB: 0 BB: 0 P: 3		1B: 6 2B: 4 3B: 0 HR: 0	SF: 0 SAC: 0 DP: 3 HBP: 0
PITCHER Jack Sanford, R (1, 1) ERA: 3.62	IP: 9.0 WLS: W BF: 34 H: 9 R: 1 ER: 1 SO: 0 BB: 1 IBB: 0 HBP: 0 BLK: 0 WP: 0 HR: 0 S: 33 P: 37 ERA: 1.00 WHIP: 1.111											PITCHER	IP: 9.0 WLS: W BF: 34 H: 9 R: 1 ER: 1 SO: 0 BB: 1 IBB: 0 HBP: 0 BLK: 0 WP: 0 HR: 0 S: 33 P: 37 ERA: 1.00 WHIP: 1.111						

AB	33
R	1
H	9
RBI	1
BB	1
SO	0
LOB	16



Batter	1	2	3	4	5	6	7	8	9	AB	R	H	RBI	BB	SO	LOB	BOTTOM		
Harvey Kuenn, R (1, 7) OBP: 0.398, SLG: 0.416	1B SF8 1B	1-3 3B 3H 1B		FC4-6 1B		F8		F9		5	2	3	1	0	0	1	New York Mets @ San Francisco Giants Candlestick Park, San Francisco, CA Tue Jul 03 1962, 6:33 AM EDT Att: 7,083 - Unknown		
Jim Davenport, R (1, 5) OBP: 0.366, SLG: 0.491	1-3 1B	1-3 1H FC1-5-2-1 3B		FC4-6 1-2		F8		WP 1B		5	1	3	2	0	0	2			
Willie Mays, R (1, 8) OBP: 0.391, SLG: 0.606	SF8	FC1-5-2-1			4-3 1B 2B		F6		5-3	4	1	1	1	0	0	3			
Orlando Cepeda, R (1, 3) OBP: 0.351, SLG: 0.528	3H K	3H 5-3			4-3		F7		HR 1B	5	1	1	1	0	1	3			
Felipe Alou, R (1, 9) OBP: 0.374, SLG: 0.559	F4		6-3		1B WP 1B		1B E		HR 1B	5	2	3	3	0	0	1			
Ed Bailey, L (1, 2) OBP: 0.358, SLG: 0.524		4-0 1B BB		4-3	3H 1B WP 1B		F7		4-3	4	1	1	0	1	0	1			
Jose Pagan, R (1, 6) OBP: 0.326, SLG: 0.344		1B 1B 1B		F9	1-2 1B 1B		E6			4	1	2	0	0	0	1			
Chuck Hiller, L (1, 4) OBP: 0.332, SLG: 0.311		1B 3B 1B		4-3	1-3 3H F9		FC6-4 IBB			3	1	1	1	1	0	1			
Jack Sanford, R (1, 1) OBP: 0.222, SLG: 0.214		0-3 K		5-3		4-0 BB		FC6-4		3	0	0	0	1	1	5			
Inning Stats	R: 1 E: 0 K: 1 S: 7	H: 2 LOB: 1 BB: 0 P: 7	R: 4 E: 0 K: 1 S: 9	H: 4 LOB: 1 BB: 1 P: 13	R: 0 E: 0 K: 0 S: 3	H: 0 LOB: 0 BB: 0 P: 3	R: 0 E: 0 K: 0 S: 4	H: 1 LOB: 1 BB: 0 P: 4	R: 2 E: 0 K: 0 S: 6	H: 4 LOB: 1 BB: 0 P: 6	R: 0 E: 0 K: 0 S: 3	H: 0 LOB: 1 BB: 1 P: 7	R: 0 E: 1 K: 0 S: 5	H: 1 LOB: 3 BB: 1 P: 9	R: 3 E: 0 K: 0 S: 6	H: 3 LOB: 0 BB: 0 P: 6		1B: 12 2B: 1 3B: 1 HR: 1	SF: 1 SAC: 0 DP: 0 HBP: 0
PITCHER Al Jackson, L (1, 1) ERA: 4.59 Bob Moorhead, R (5, 1) ERA: 4.34 Vinegar Bend Mizell, L (8, 1) ERA: 6.29	IP: 4.1 WLS: L BF: 24 H: 10 R: 2 ER: 0 SO: 7 BB: 1 IBB: 0 HBP: 0 BLK: 0 WP: 1 HR: 0 S: 27 P: 31 ERA: 14.54 WHIP: 2.538											PITCHER	IP: 4.1 WLS: L BF: 24 H: 10 R: 2 ER: 0 SO: 7 BB: 1 IBB: 0 HBP: 0 BLK: 0 WP: 1 HR: 0 S: 27 P: 31 ERA: 14.54 WHIP: 2.538						



Batter	1	2	3	4	5	6	7	8	9	AB	R	H	RBI	BB	SO	LOB	TOP			
Richie Ashburn, L OBP: 0.423, SLG: 0.457 (1, 9)	F8		G6-4-3 BB					1B 1B		2	1	1	0	2	0	0	New York Mets @ San Francisco Giants Candlestick Park, San Francisco, CA Wed Jul 04 1962, 10:05 PM EDT Unknown			
Rod Kanehl, R OBP: 0.324, SLG: 0.348 (1, 8)	F4		G6-4-3 1-2		F8			F8		4	0	0	0	0	0	3				
Gene Woodling, L OBP: 0.390, SLG: 0.418 Joe Christopher, R OBP: 0.257, SLG: 0.327 (1, 7) (7, 7)	F8		F6		F2			4-3 1B 1-3 1B		3	0	0	0	0	0	0				
Frank Thomas, R OBP: 0.361, SLG: 0.521 (1, 5)		HR		F6		5-3		4-3 1B 1-2 3-H		4	1	2	2	0	0	0				
Charlie Neal, R OBP: 0.338, SLG: 0.381 (1, 4)		HR 1B		K		F8		4-3 1B 1-2 2-3		4	1	1	0	0	1	2				
Sammy Taylor, L OBP: 0.320, SLG: 0.301 Chris Cannizzaro, R OBP: 0.364, SLG: 0.214 (1, 2) (7, 2)	F5			BB				F8		2	0	1	0	1	0	1				
Mary Throneberry, L OBP: 0.300, SLG: 0.322 (1, 3)	F5			BB			G3 2-3	F8		1	0	0	0	0	0	2				
Elio Chacon, R OBP: 0.357, SLG: 0.294 Ken MacKenzie, R (7, 1) Jim Hickman, R OBP: 0.340, SLG: 0.444 (9, FH)					5-3			F9		4	0	0	0	0	1	3				
Jay Hook, L OBP: 0.261, SLG: 0.281 Bob Miller, R OBP: 0.227, SLG: 0.318 Gl Hoge, R OBP: 0.238, SLG: 0.505 Bob Moorhead, R (5, PH) Felix Mantilla, R OBP: 0.308, SLG: 0.382 (7, 6) (7, 6)								K		3	1	1	2	0	0	1				
Inning Stats	R: 0 E: 0 K: 0 S: 3	H: 0 LOB: 0 BB: 0 P: 3	R: 3 E: 0 K: 1 S: 8	H: 3 LOB: 0 BB: 0 P: 8	R: 0 E: 0 K: 1 S: 2	H: 0 LOB: 0 BB: 1 P: 6	R: 0 E: 0 K: 0 S: 5	H: 0 LOB: 1 BB: 1 P: 9	R: 0 E: 0 K: 0 S: 3	H: 0 LOB: 0 BB: 0 P: 3	R: 0 E: 0 K: 1 S: 6	H: 1 LOB: 1 BB: 0 P: 6	R: 1 E: 0 K: 0 S: 6	H: 3 LOB: 2 BB: 0 P: 6	R: 0 E: 0 K: 2 S: 7	H: 0 LOB: 0 BB: 0 P: 7		1B: 4 2B: 1 3B: 0 HR: 2	SF: 0 SAC: 0 DP: 1 HBP: 0	WP: 0 PB: 0 SB: 0 CS: 0
PITCHER Bobby Bolin, R ERA: 2.88 (1, 1)	IP: 9.0 WLS: W BF: 36 H: 7 R: 4 ER: 4 SO: 5 BB: 3 IBB: 0 HBP: 0 BLK: 0 WP: 0 HR: 2 S: 43 P: 55 ERA: 4.00 WHIP: 1.111																			

Batter	1	2	3	4	5	6	7	8	9	AB	R	H	RBI	BB	SO	LOB	BOTTOM			
Chuck Hiller, L OBP: 0.336, SLG: 0.314 (1, 4)	1B 3B 1B	SH1-4 1B		4-3	1-0 HBP		F7			4	1	2	0	0	0	2	New York Mets @ San Francisco Giants Candlestick Park, San Francisco, CA Wed Jul 04 1962, 10:05 PM EDT Unknown			
Jim Davenport, R OBP: 0.371, SLG: 0.504 (1, 5)	1B 3B 1B	SH1-4		HR	FC9-2			E HR BB		3	3	2	1	1	0	2				
Willie Mays, R OBP: 0.394, SLG: 0.611 Matty Alou, L OBP: 0.328, SLG: 0.324 (1, 8) (9, 8)	1B SF8 3B	FC6-4 BB		E7 HR	3-1			E8 HR 1B		4	3	2	2	1	0	0				
Willie McCovey, L OBP: 0.405, SLG: 0.677 (1, 7) (9, 3)	SF8	SF7		HR				HR		3	2	3	7	0	0	0				
Felipe Alou, R OBP: 0.371, SLG: 0.552 (1, 9)	1B 1B	FC6-4		F5			F3	F8		5	0	1	0	0	0	3				
Orlando Cepeda, R OBP: 0.351, SLG: 0.528 Manny Mota, R OBP: 0.276, SLG: 0.209 (1, 3) (9, 7)	F9		G3 2B	5-3			FC4-6 HBP	6-3		4	0	1	0	0	0	1				
Ed Bailey, L OBP: 0.359, SLG: 0.538 (1, 2)	1-3 1B		G3		HR		FC4-6 E	1-3		5	1	2	1	0	0	2				
Jose Pagan, R OBP: 0.351, SLG: 0.342 Ernie Bowman, R OBP: 0.100, SLG: 0.100 (1, 6) (7, 6)	1-3		6-3		S FC9-2 BB		F7			2	0	0	0	1	0	3				
Bobby Bolin, R OBP: 0.200, SLG: 0.111 (1, 1)		SH1-4 1B SF7 BB	G3		F3		E1			3	1	0	0	1	0	3				
Inning Stats	R: 3 E: 0 K: 0 S: 8	H: 5 LOB: 2 BB: 0 P: 8	R: 1 E: 0 K: 0 S: 4	H: 1 LOB: 2 BB: 2 P: 12	R: 0 E: 0 K: 0 S: 4	H: 1 LOB: 1 BB: 0 P: 4	R: 3 E: 1 K: 0 S: 6	H: 2 LOB: 0 BB: 0 P: 6	R: 1 E: 0 K: 0 S: 3	H: 1 LOB: 1 BB: 1 P: 8	R: 0 E: 0 K: 0 S: 3	H: 1 LOB: 2 BB: 0 P: 3	R: 0 E: 1 K: 0 S: 4	H: 0 LOB: 2 BB: 0 P: 5	R: 3 E: 1 K: 0 S: 5	H: 2 LOB: 0 BB: 1 P: 9		1B: 7 2B: 2 3B: 1 HR: 4	SF: 2 SAC: 1 DP: 1 HBP: 2	WP: 0 PB: 0 SB: 1 CS: 1
PITCHER Jay Hook, R ERA: 5.7 (1, 1) Bob Miller, R ERA: 4.94 (1, 1) Bob Moorhead, R ERA: 4.35 (5, 1) Ken MacKenzie, L ERA: 4.53 (7, 1)	IP: 0.2 WLS: L BF: 17 H: 4 R: 4 ER: 3 SO: 0 BB: 2 IBB: 0 HBP: 0 BLK: 0 WP: 0 HR: 0 S: 15 P: 23 ERA: 8.10 WHIP: 1.800																			

AB	33
R	4
H	7
RBI	4
BB	3
SO	5
LOB	13



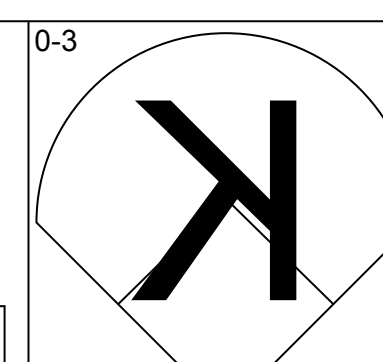
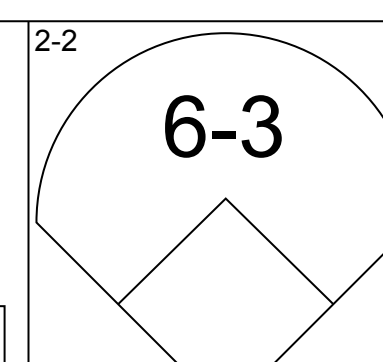
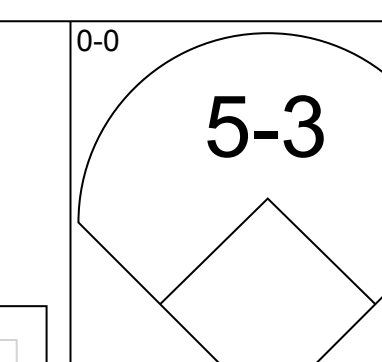
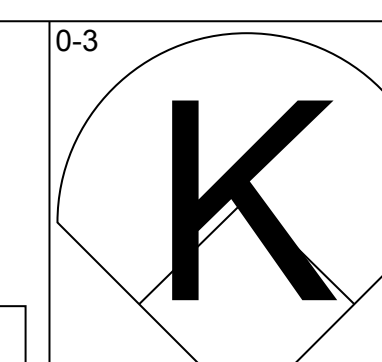
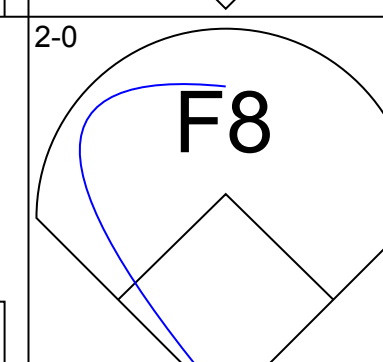
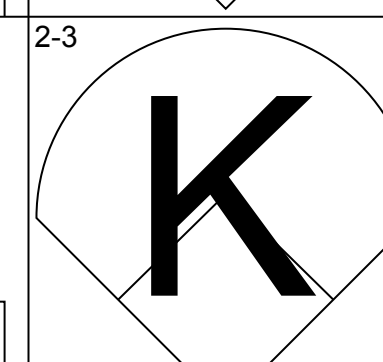
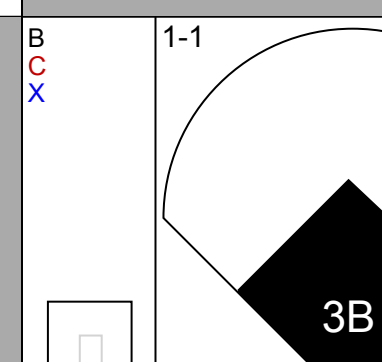
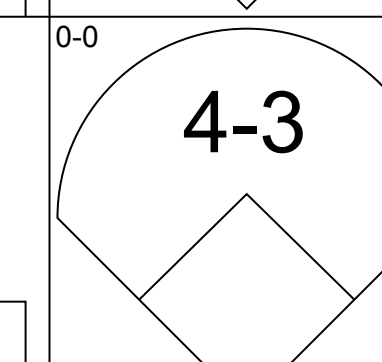
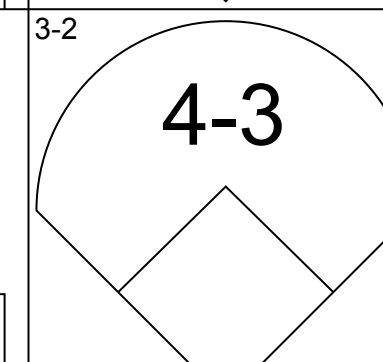
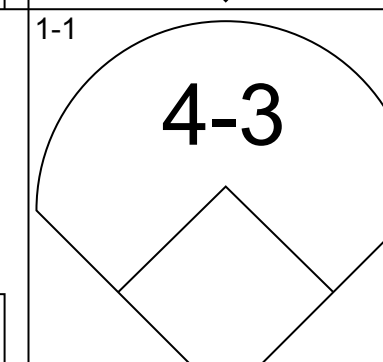
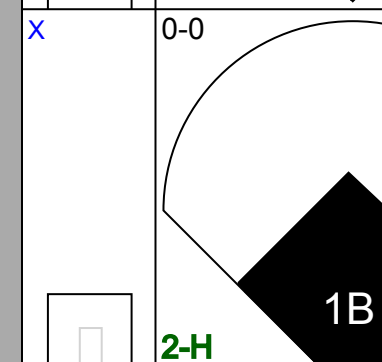
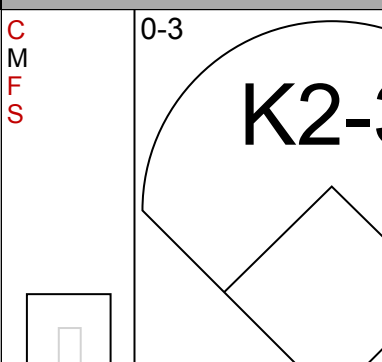
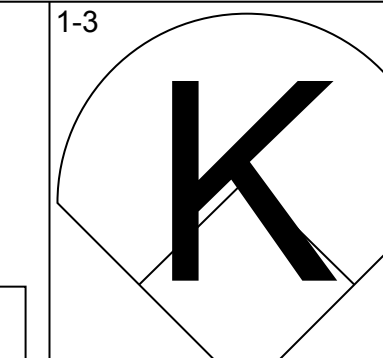
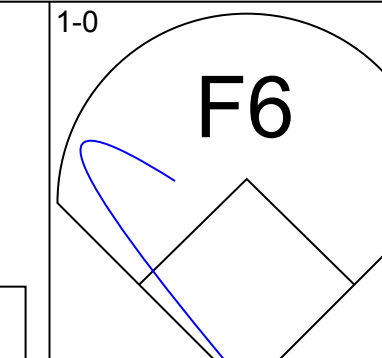
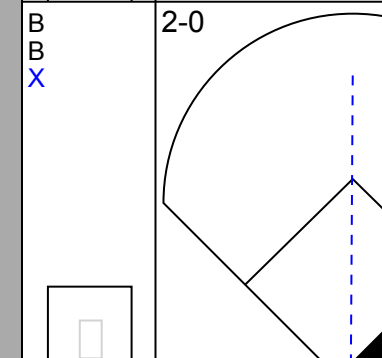
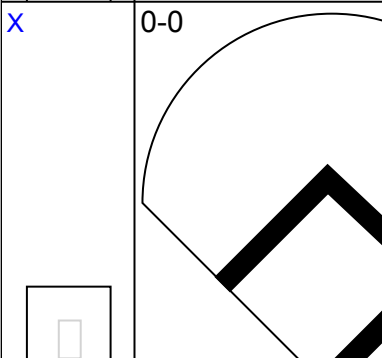
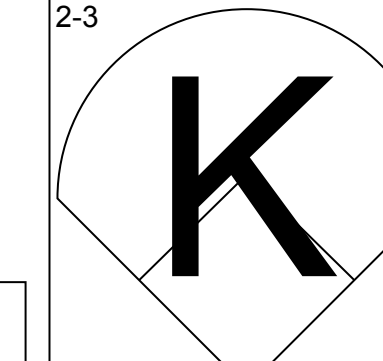
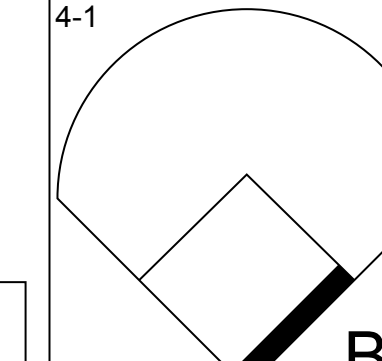
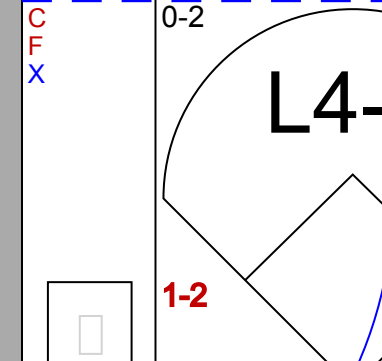
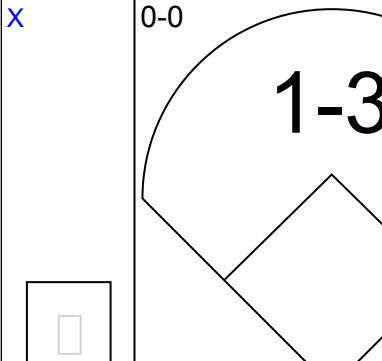
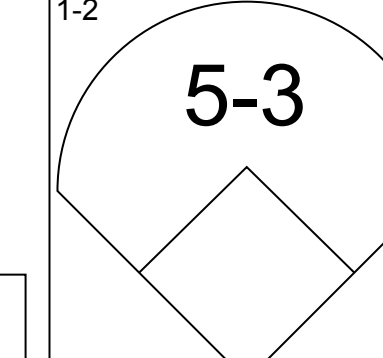
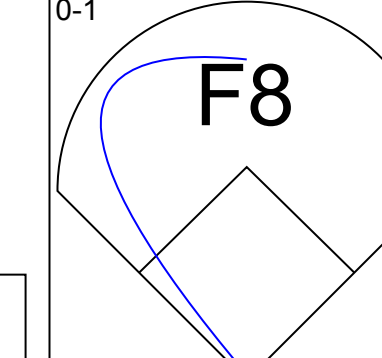
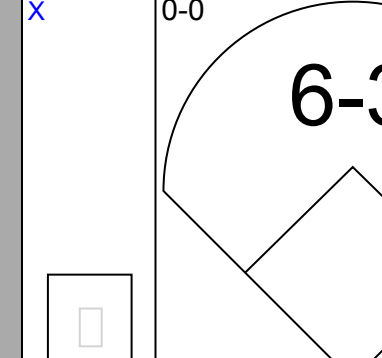
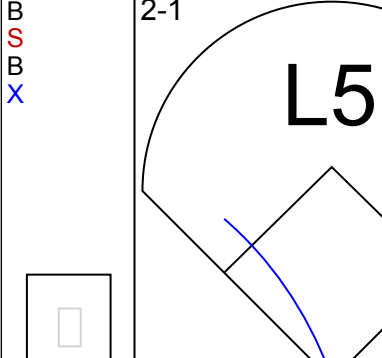
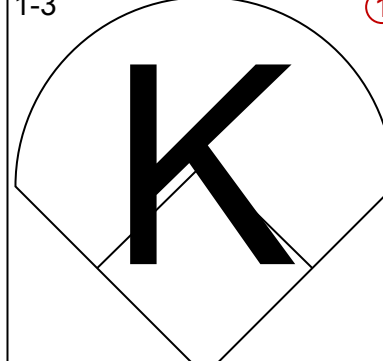
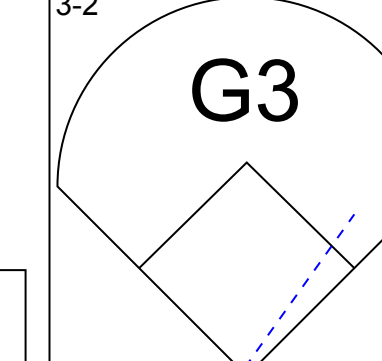
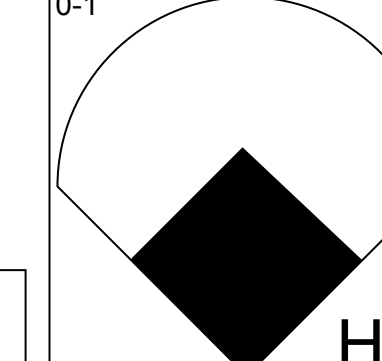
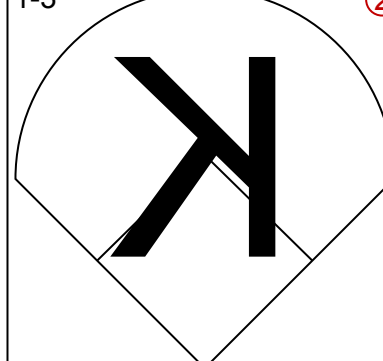
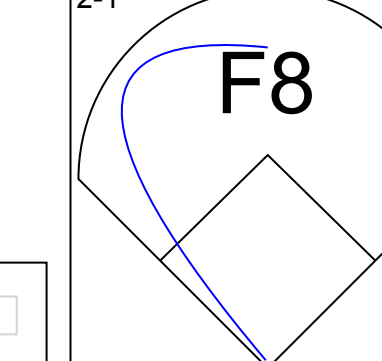
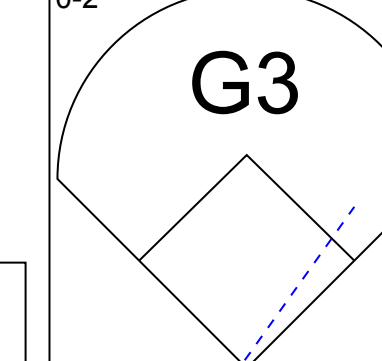
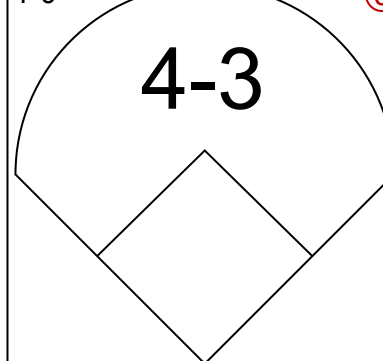
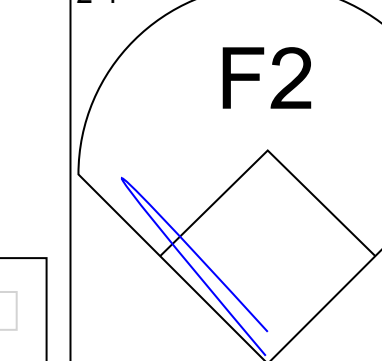
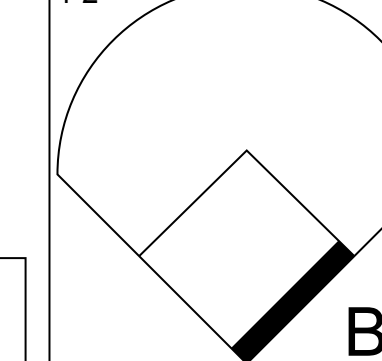
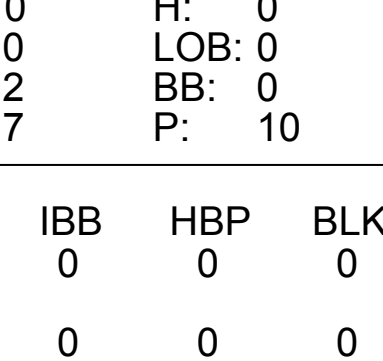
Batter	1	2	3	4	5	6	7	8	9	AB	R	H	RBI	BB	SO	LOB	TOP						
Richie Ashburn, L (1, 9) OBP: 0.423, SLG: 0.454 Cliff Cook, R (4, 9) OBP: 0.257, SLG: 0.355	F9			1B BB	6-3		HBP		F8	1	1	0	0	1	0	0	New York Mets @ San Francisco Giants Candlestick Park, San Francisco, CA Wed Jul 04 1962, 10:10 PM EDT Att: 33,253 - Unknown						
Felix Mantilla, R (1, 6) OBP: 0.314, SLG: 0.387	G4-6-3 1B			BB 1B			F3	4-3		5	0	3	1	0	0	2							
Charlie Neal, R (1, 4) OBP: 0.336, SLG: 0.378	G4-6-3 1-2			BB 1B			E4		K	5	1	1	0	0	1	3							
Frank Thomas, R (1, 3) OBP: 0.362, SLG: 0.521		F4		F6			G5-3 1-2	1B	1B	4	0	2	0	0	0	3							
Joe Christopher, R (1, 7) OBP: 0.274, SLG: 0.336		G5-4-3 1B		FC6-4 BB			1-2 2-H	1B	F8	3	0	2	2	1	0	1							
Jim Hickman, R (1, 8) OBP: 0.338, SLG: 0.440	G5-4-3 1-2			K			G5-3 2-3		FC5-4 1B	4	0	1	0	0	1	6							
Rod Kanehl, R (1, 5) OBP: 0.308, SLG: 0.329			F9	FC6-4 1-2				6-3	FC5-4 1-2	4	0	0	0	0	0	5							
Chris Cannizzaro, R (1, 2) OBP: 0.345, SLG: 0.200 Gene Woodling, L (9, PH) OBP: 0.393, SLG: 0.418			6-3		K			6-3		3	0	0	0	0	1	0							
Willard Hunter, R (1, 1) OBP: 0.273, SLG: 0.273 Glenn Hodges, R (7, PH) OBP: 0.242, SLG: 0.509 Al Jackson, L (7, PH) OBP: 0.138, SLG: 0.114 Ray Davault, R (7, 1) OBP: 0.318, SLG: 0.114 Vinegar Bend Mizell, R (8, 1) OBP: 0.200, SLG: 0.143 Marv Throneberry, L (8, PH) OBP: 0.208, SLG: 0.325			K		K			HBP	E1 G5-3 1B	2	0	0	0	0	2	0							
Inning Stats	R: 0 E: 0 K: 0 S: 3	H: 1 LOB: 0 BB: 0 P: 3	R: 0 E: 0 K: 0 S: 3	H: 1 LOB: 0 BB: 0 P: 3	R: 0 E: 0 K: 1 S: 5	H: 0 LOB: 0 BB: 0 P: 5	R: 1 E: 0 K: 1 S: 7	H: 2 LOB: 2 BB: 2 P: 15	R: 0 E: 0 K: 2 S: 7	H: 0 LOB: 0 BB: 0 P: 7	R: 1 E: 1 K: 0 S: 5	H: 2 LOB: 1 BB: 1 P: 5	R: 0 E: 0 K: 0 S: 4	H: 1 LOB: 2 BB: 0 P: 5	R: 0 E: 0 K: 1 S: 7	H: 2 LOB: 2 BB: 0 P: 7		R: 0 E: 0 K: 0 S: 4	H: 2 LOB: 2 BB: 0 P: 7	R: 1 E: 1 K: 0 S: 4	H: 1 LOB: 1 BB: 1 P: 8	1B: 10 2B: 0 3B: 0 HR: 0	SF: 0 DP: 4 HBP: 1
PITCHER Billy O'Dell, L (1, 1) ERA: 3.14	IP: 9.0 WLS: W BF: 39 H: 10 R: 3 ER: 2 SO: 5 BB: 3 IBB: 0 HBP: 1 BLK: 0 WP: 0 HR: 0 S: 45 P: 58 ERA: 2.00 WHIP: 1.444															PITCHER							

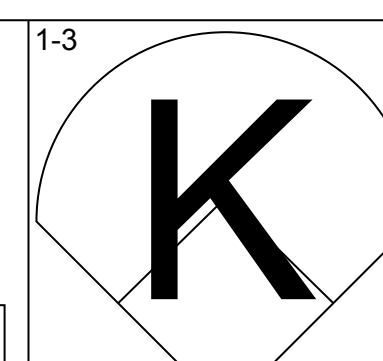
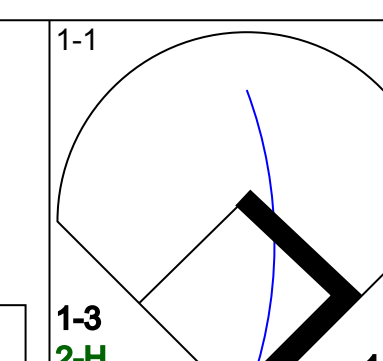
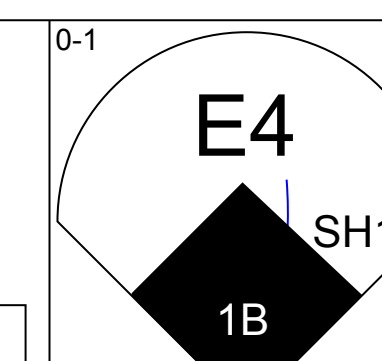
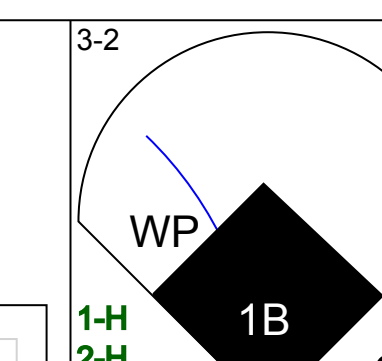
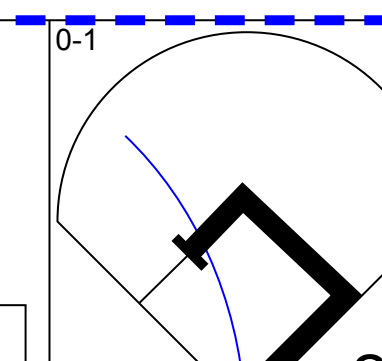
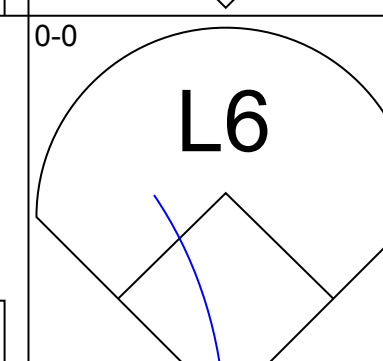
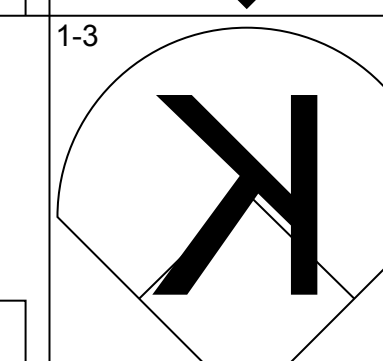
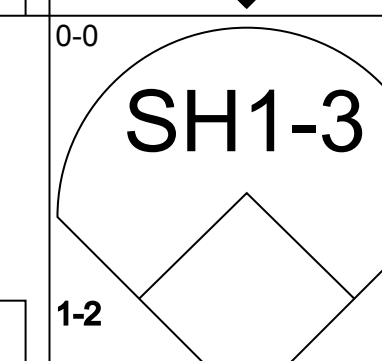
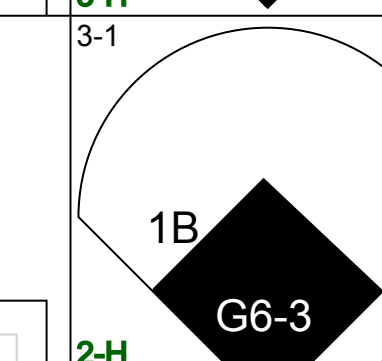
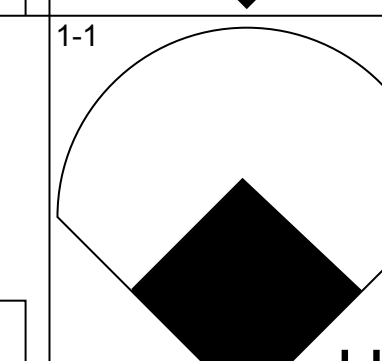
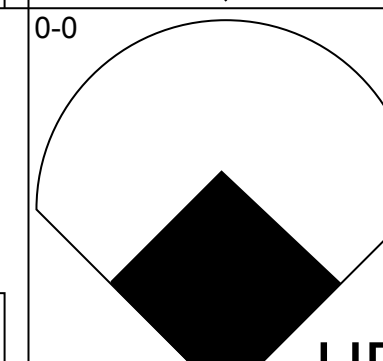
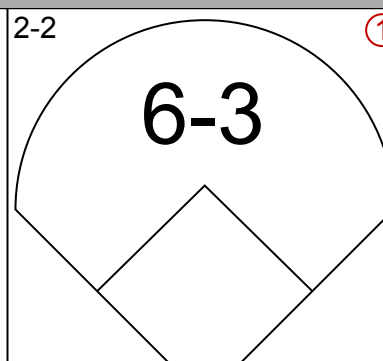
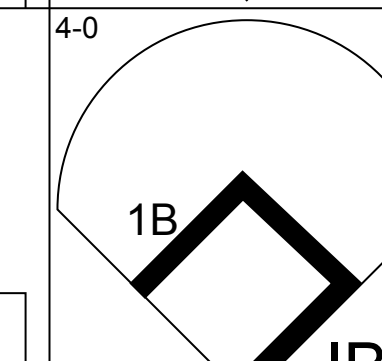
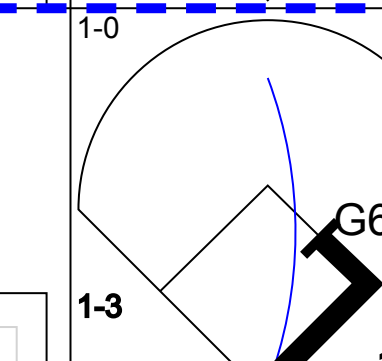
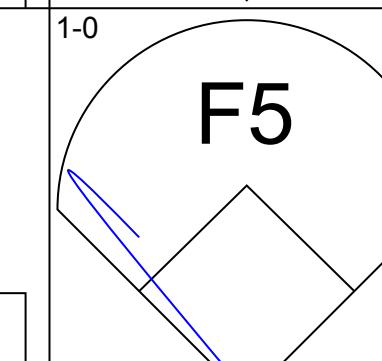
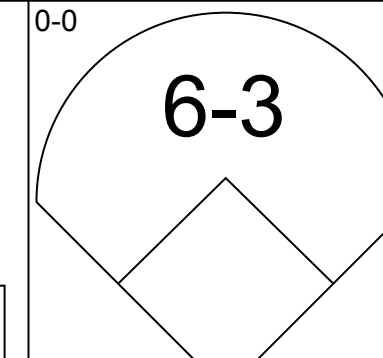
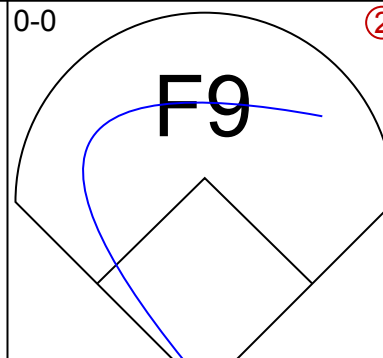
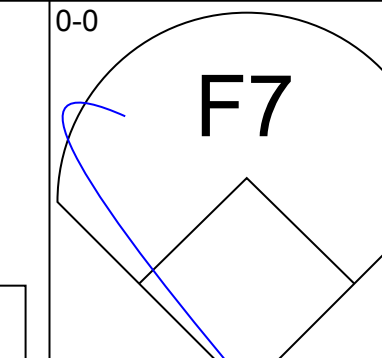
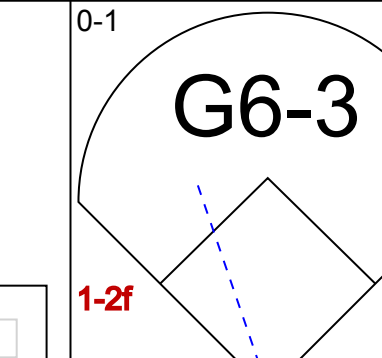
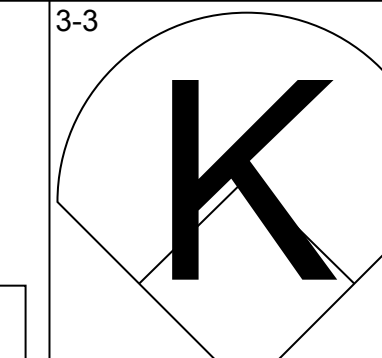
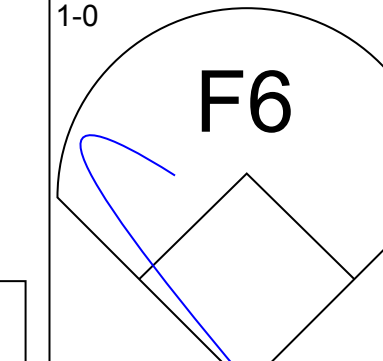
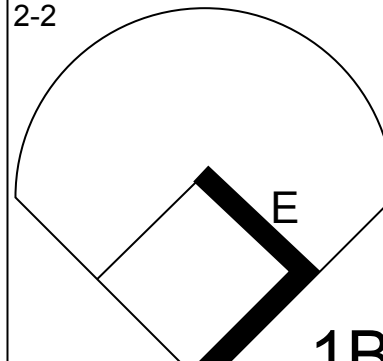
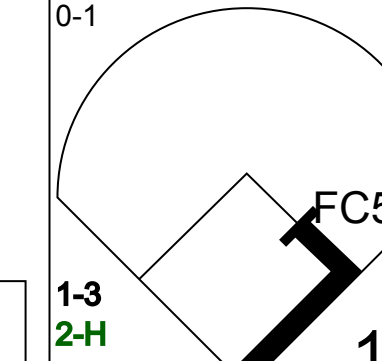
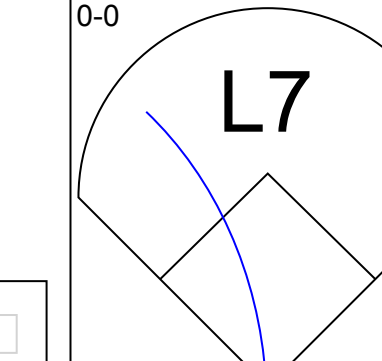
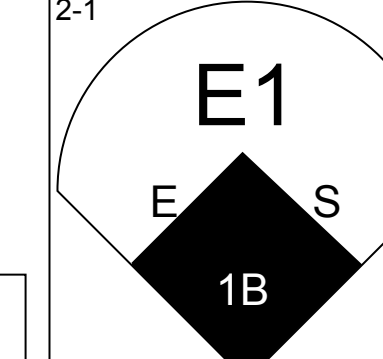
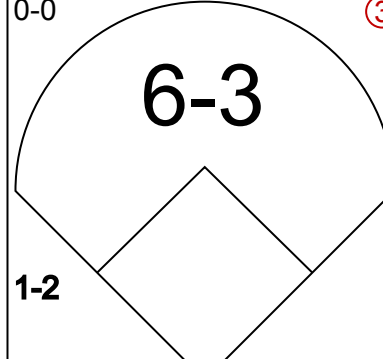
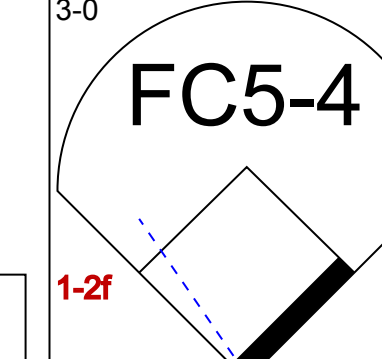


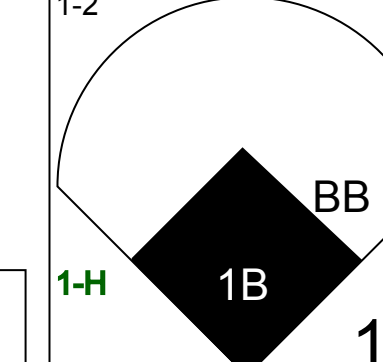
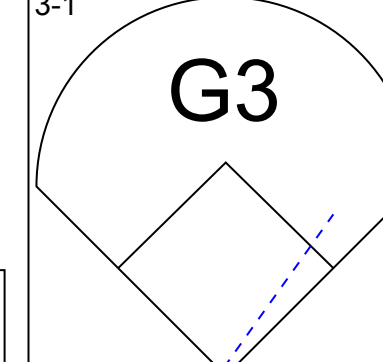
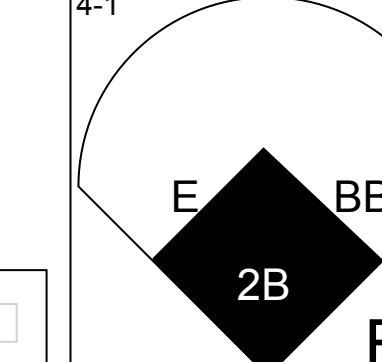
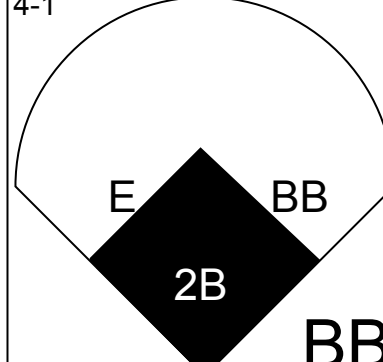

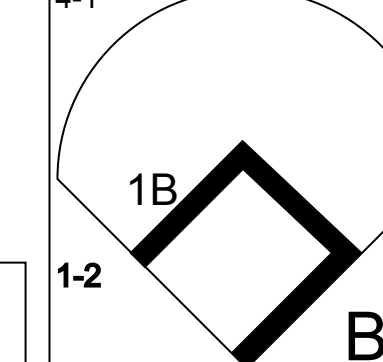
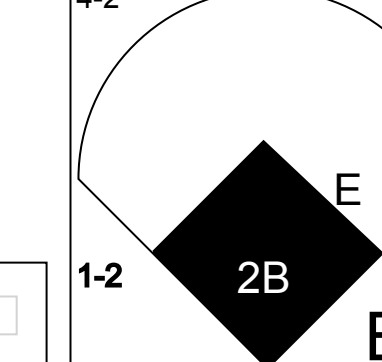

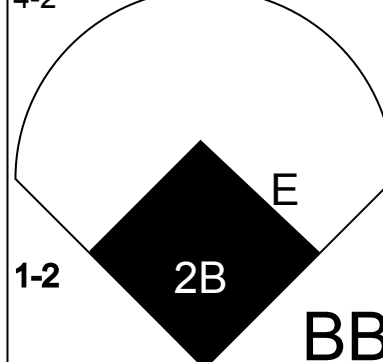

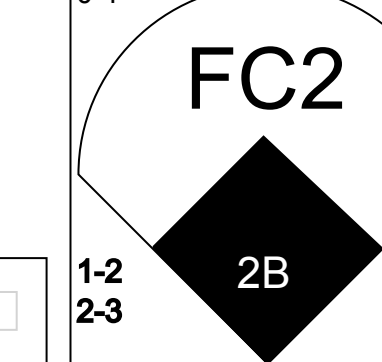

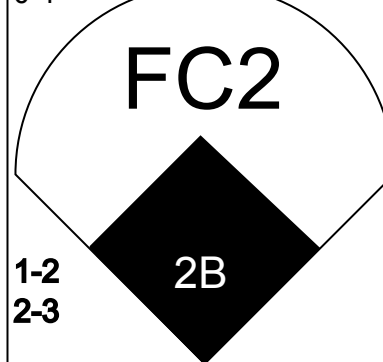
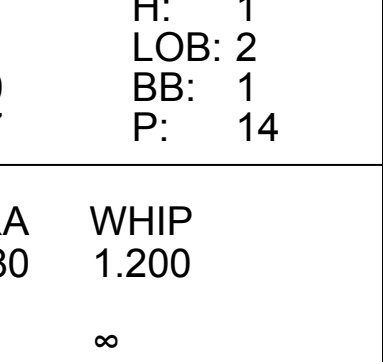
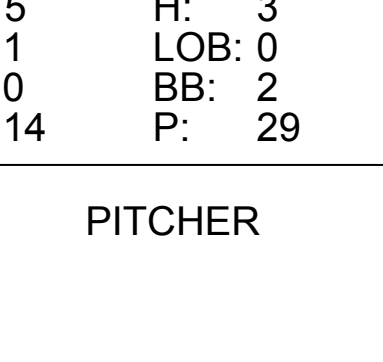
Batter	1	2	3	4	5	6	7	8	9	AB	R	H	RBI	BB	SO	LOB	BOTTOM
Harvey Kuenn, R (1, 7) OBP: 0.394, SLG: 0.411	E3 BB HR	K		1B		G4-3 1-2		E2 5-3 1B		5	2	1	0	0	1	3	New York Mets @ San Francisco Giants Candlestick Park, San Francisco, CA Wed Jul 04 1962, 10:10 PM EDT Att: 33,253 - Unknown
Jim Davenport, R (1, 5) OBP: 0.376, SLG: 0.507	HR BB		HR	G6-4-3 1B		K		5-3 1B		4	3	3	1	1	1	0	
Willie Mays, R (1, 8) OBP: 0.394, SLG: 0.626	HR		HR	G6-4-3 1-2			F7	5-3		5	2	2	5	0	0	4	
Felipe Alou, R (1, 9) OBP: 0.375, SLG: 0.550	F8		FC4-6 1B		4-3 S BB		BB SF7 BB	F5		3	1	1	0	2	0	2	
Orlando Cepeda, R (1, 3) OBP: 0.352, SLG: 0.526	F7		FC4-6 1B		F6		SF7 BB	BB 1B		5	1	2	2	0	0	2	
Ed Bailey, L (1, 2) OBP: 0.360, SLG: 0.528	G3		K		4-3		1-2 2-3 BB	BB 1B		3	0	0	0	2	1	2	
Jose Pagan, R (1, 6) OBP: 0.333, SLG: 0.347		SH5-4 BB		1B			SF7	BB 1B		2	0	2	2	2	0	0	
Chuck Hiller, L (1, 4) OBP: 0.334, SLG: 0.310 Ernie Bowman, R (9, 4) OBP: 0.100, SLG: 0.100		F8		4-3			1-2 2-3 3-H	BB 1B		4	0	0	0	1	1	7	
Billy O'Dell, S (1, 1) OBP: 0.217, SLG: 0.100		SH5-4 1-2		1B BB		G4-3 BB		E9 1B		2	1	0	0	2	0	3	
Inning Stats	R: 3 E: 1 K: 0 S: 5	H: 1 LOB: 1 BB: 1 P: 9	R: 0 E: 0 K: 1 S: 5	H: 0 LOB: 1 BB: 1 P: 9	R: 2 E: 0 K: 1 S: 9	H: 4 LOB: 2 BB: 0 P: 9	R: 0 E: 0 K: 0 S: 3	H: 2 LOB: 1 BB: 1 P: 7	R: 0 E: 0 K: 1 S: 4	H: 0 LOB: 0 BB: 1 P: 8	R: 1 E: 0 K: 1 S: 6	H: 1 LOB: 2 BB: 2 P: 14	R: 4 E: 2 K: 0 S: 8	H: 3 LOB: 3 BB: 2 P: 16	1B: 9 2B: 0 3B: 0 HR: 2	SF: 1 DP: 2 HBP: 0	
PITCHER Willard Hunter, L (1, 1) ERA: 8.83 Ray Davault, R (7, 1) ERA: 6.14 Vinegar Bend Mizell, L (8, 1) ERA: 6.24	IP: 6.0 WLS: L BF: 29 H: 7 R: 5 ER: 4 SO: 3 BB: 6 IBB: 0 HBP: 0 BLK: 0 WP: 0 HR: 2 S: 29 P: 53 ERA: 6.00 WHIP: 2.167															PITCHER	





Batter	1	2	3	4	5	6	7	8	9	AB	R	H	RBI	BB	SO	LOB	TOP					
Maury Wills, S OBP: 0.332, SLG: 0.348	L9		1B SF7 BB		F7		6-3			3	1	0	0	1	0	0	Los Angeles Dodgers @ San Francisco Giants Candlestick Park, San Francisco, CA Fri Jul 06 1962, 10:05 PM EDT Att: 41,569 - Unknown					
Jim Gilliam, S OBP: 0.368, SLG: 0.340	F2		1B		K			K		4	0	1	0	0	2	0						
Willie Davis, L OBP: 0.363, SLG: 0.497	PO BB		SF7		F8			F5		2	0	0	1	1	0	0						
Tommy Davis, R OBP: 0.378, SLG: 0.559	PO		3-H 2-0 1B					F6		4	1	2	0	0	1	0						
Ron Fairly, L OBP: 0.396, SLG: 0.473		2B							3-1	3	0	1	1	1	1	2						
Frank Howard, R OBP: 0.359, SLG: 0.528		2H 1B			HR					3	1	1	1	1	1	2						
John Roseboro, L OBP: 0.365, SLG: 0.396		F6			K					4	0	0	0	0	2	3						
Larry Burditt, R OBP: 0.280, SLG: 0.376										2	0	0	0	0	2	1						
Lee Walls, R OBP: 0.263, SLG: 0.231										1	0	0	0	0	0	0						
Phil Ortega, R OBP: 0.443, SLG: 0.539							F8			1	0	0	0	0	0	0						
Stan Williams, R OBP: 0.115, SLG: 0.192										1	0	0	0	0	1	0						
Tim Lincecum, L OBP: 0.285, SLG: 0.400										1	0	0	0	0	1	0						
Ed Roebuck, R OBP: 0.302, SLG: 0.358										0	0	0	0	0	0	0						
Ron Perranoski, L OBP: 0.267, SLG: 0.359										0	0	0	0	0	0	0						
Wally Moon, L OBP: 0.307, SLG: 0.359										2	0	0	0	0	1	2						
Inning Stats	R: 0 E: 0 K: 0 S: 11	H: 0 LOB: 0 BB: 1 P: 19	R: 1 E: 0 K: 1 S: 7	H: 2 LOB: 1 BB: 0 P: 12	R: 1 E: 0 K: 2 S: 12	H: 2 LOB: 2 BB: 1 P: 23	R: 1 E: 0 K: 3 S: 10	H: 1 LOB: 0 BB: 0 P: 16	R: 0 E: 0 K: 1 S: 19	H: 0 LOB: 1 BB: 1 P: 27	R: 0 E: 0 K: 3 S: 11	H: 0 LOB: 0 BB: 0 P: 18	R: 0 E: 0 K: 1 S: 8	H: 0 LOB: 0 BB: 0 P: 12	R: 0 E: 0 K: 1 S: 6	H: 0 LOB: 0 BB: 0 P: 6	R: 0 E: 1 K: 1 S: 11	H: 0 LOB: 2 BB: 1 P: 17	1B: 3 2B: 1 3B: 0 HR: 1	SF: 1 SAC: 0 DP: 0 HBP: 0	WP: 0 PB: 0 SB: 0 CS: 0	PA: 37
PITCHER Juan Marichal, R ERA: 2.98	IP: 9.0 WLS: W BF: 36 H: 5 R: 3 ER: 3 SO: 13 BB: 4 IBB: 0 HBP: 0 BLK: 0 WP: 0 HR: 1 S: 95 P: 150 ERA: 3.00 WHIP: 1.000															PITCHER	IP: 9.0 WLS: W BF: 36 H: 5 R: 3 ER: 3 SO: 13 BB: 4 IBB: 0 HBP: 0 BLK: 0 WP: 0 HR: 1 S: 95 P: 150 ERA: 3.00 WHIP: 1.000					

Batter	1	2	3	4	5	6	7	8	9	AB	R	H	RBI	BB	SO	LOB	BOTTOM			
Chuck Hillier, L OBP: 0.340, SLG: 0.312	E4		2B BLK BB		F9		4-3			4	2	1	1	1	0	1	Los Angeles Dodgers @ San Francisco Giants Candlestick Park, San Francisco, CA Fri Jul 06 1962, 10:05 PM EDT Att: 41,569 - Unknown			
Jim Davenport, R OBP: 0.380, SLG: 0.510	L5		BLK SF8 2B		E5 G5-4-3					4	1	2	1	1	0	1				
Willie Mays, R OBP: 0.385, SLG: 0.609	F8		F2		G5-4-3					5	0	0	0	0	1	6				
Manny Mota, R OBP: 0.273, SLG: 0.206										0	0	0	0	0	0	0				
Willie McCovey, L OBP: 0.408, SLG: 0.679	L7		SF8 BLK E BB							3	2	0	0	2	1	2				
Matty Alou, L OBP: 0.329, SLG: 0.324										0	0	0	0	0	0	0				
Felipe Alou, R OBP: 0.371, SLG: 0.542										4	1	1	1	0	3	1				
Orlando Cepeda, R OBP: 0.354, SLG: 0.522										4	3	3	1	1	0	0				
Tom Haller, L OBP: 0.388, SLG: 0.491										5	2	2	2	0	1	2				
Jose Pagan, R OBP: 0.338, SLG: 0.356										3	1	1	1	1	0	2				
Juan Marichal, R OBP: 0.296, SLG: 0.280										3	0	1	3	0	2	4				
Inning Stats	R: 0 E: 1 K: 0 S: 7	H: 0 LOB: 1 BB: 0 P: 9	R: 0 E: 0 K: 2 S: 19	H: 2 LOB: 2 BB: 0 P: 26	R: 4 E: 1 K: 1 S: 16	H: 3 LOB: 2 BB: 3 P: 34	R: 0 E: 1 K: 0 S: 6	H: 0 LOB: 0 BB: 0 P: 8	R: 5 E: 1 K: 0 S: 18	H: 3 LOB: 1 BB: 2 P: 35	R: 3 E: 1 K: 1 S: 14	H: 3 LOB: 1 BB: 0 P: 24	R: 0 E: 0 K: 3 S: 9	H: 0 LOB: 1 BB: 1 P: 18	R: 0 E: 0 K: 1 S: 8	H: 0 LOB: 0 BB: 0 P: 12	1B: 8 2B: 3 3B: 0 HR: 0	SF: 2 SAC: 1 DP: 1 HBP: 0	WP: 1 PB: 0 SB: 3 CS: 0	PA: 44
PITCHER Stan Williams, R ERA: 5.36	IP: 3.0 WLS: L BF: 18 H: 5 R: 4 ER: 4 SO: 3 BB: 2 IBB: 0 HBP: 0 BLK: 0 WP: 1 HR: 0 S: 42 P: 69 ERA: 12.00 WHIP: 2.333															PITCHER Ed Roebuck, R ERA: 3.1	IP: 2.2 WLS: L BF: 18 H: 6 R: 8 ER: 2 SO: 1 BB: 0 IBB: 0 HBP: 0 BLK: 0 WP: 0 HR: 0 S: 36 P: 63 ERA: 6.75 WHIP: 3.000			
PITCHER Ron Perranoski, L ERA: 2.42	IP: 0.1 WLS: L BF: 1 H: 0 R: 0 ER: 0 SO: 0 BB: 0 IBB: 0 HBP: 0 BLK: 0 WP: 0 HR: 0 S: 2 P: 4 ERA: 0.00 WHIP: 0.000															PITCHER Phil Ortega, R ERA: 7.77	IP: 2.0 WLS: L BF: 7 H: 0 R: 0 ER: 0 SO: 4 BB: 1 IBB: 0 HBP: 0 BLK: 0 WP: 0 HR: 0 S: 17 P: 30 ERA: 0.00 WHIP: 0.500			

Batter	1	2	3	4	5	6	7	8	9	AB	R	H	RBI	BB	SO	LOB	TOP		
Maury Wills, S OBP: 0.328, SLG: 0.344 (1, 6)										4	0	0	0	0	2	1	Los Angeles Dodgers @ San Francisco Giants Candlestick Park, San Francisco, CA Sat Jul 07 1962, 6:33 AM EDT Att: 40,186 - Unknown AB 31 R 3 H 5 RBI 3 BB 2 SO 8 LOB 7		
Jim Gilliam, S OBP: 0.397, SLG: 0.342 (1, 5) (6, 4)										4	1	1	0	0	1	1			
Willie Davis, L OBP: 0.362, SLG: 0.500 (1, 8)										4	1	1	1	0	1	0			
Tommy Davis, R OBP: 0.380, SLG: 0.564 (6, 5)										4	0	2	1	0	1	0			
Ron Fairly, L OBP: 0.394, SLG: 0.467 (1, 3)										3	0	0	0	1	1	2			
Frank Howard, R OBP: 0.353, SLG: 0.518 (1, 9)										4	0	0	0	0	0	2			
John Roseboro, L OBP: 0.364, SLG: 0.411 (1, 2)										3	1	1	1	0	1	1			
Larry Burditt, R OBP: 0.279, SLG: 0.374 (6, PH)										1	0	0	0	0	1	0			
Wally Moon, L OBP: 0.353, SLG: 0.355 (6, 7)										2	0	0	0	0	0	0			
Johnny Podres, L OBP: 0.206, SLG: 0.211 (6, PH)										1	0	0	0	0	0	0			
Tim Lincecum, L OBP: 0.377, SLG: 0.391 (6, PH)										0	0	0	0	0	0	0			
Larry Sherry, L OBP: 0.200, SLG: 0.200 (6, PH)										0	0	0	0	0	0	0			
Ron Perranoski, L OBP: 0.249, SLG: 0.539 (6, PH)										0	0	0	0	1	0	0			
Duke Snider, L OBP: 0.449, SLG: 0.539 (6, PH)										0	0	0	0	0	0	0			
Phil Ortega, R (6, PH)										0	0	0	0	0	0	0			
Inning Stats	R: 0 E: 0 K: 1 S: 7	H: 0 LOB: 0 BB: 0 P: 12	R: 0 E: 0 K: 2 S: 9	H: 0 LOB: 0 BB: 0 P: 13	R: 0 E: 0 K: 2 S: 7	H: 0 LOB: 0 BB: 0 P: 10	R: 0 E: 0 K: 1 S: 10	H: 0 LOB: 0 BB: 0 P: 15	R: 0 E: 0 K: 0 S: 5	H: 0 LOB: 1 BB: 0 P: 9	R: 2 E: 0 K: 0 S: 8	H: 3 LOB: 0 BB: 0 P: 11	R: 1 E: 0 K: 1 S: 11	H: 1 LOB: 1 BB: 1 P: 15	R: 0 E: 0 K: 1 S: 8	H: 1 LOB: 1 BB: 0 P: 10	1B: 1 2B: 2 3B: 2 HR: 1	SF: 0 SAC: 0 DP: 1 HBP: 0	WP: 0 PA: 33 PB: 0 SB: 0 CS: 0
PITCHER	IP WLS BF H R ER SO BB IBB HBP BLK WP HR S P ERA WHIP																		
Jack Sanford, R ERA: 3.59 (1, 1)	6.0 W 22 3 2 2 6 1 0 0 0 0 0 0 49 81 3.00 0.667																		
Stu Miller, R ERA: 3.95 (7, 1)	3.0 S 11 2 1 1 2 1 0 0 0 0 0 1 23 29 3.00 1.000																		

Batter	1	2	3	4	5	6	7	8	9	AB	R	H	RBI	BB	SO	LOB	BOTTOM		
Harvey Kuenn, R OBP: 0.398, SLG: 0.424 (1, 7)										5	2	3	4	0	1	0	Los Angeles Dodgers @ San Francisco Giants Candlestick Park, San Francisco, CA Sat Jul 07 1962, 6:33 AM EDT Att: 40,186 - Unknown AB 35 R 10 H 11 RBI 9 BB 4 SO 6 LOB 13		
Jim Davenport, R OBP: 0.381, SLG: 0.521 (1, 5)										4	2	2	2	0	1	2			
Willie Mays, R OBP: 0.388, SLG: 0.617 (1, 8)										4	1	2	1	1	0	0			
Orlando Cepeda, R OBP: 0.350, SLG: 0.515 (1, 3)										5	0	0	0	0	1	3			
Felipe Alou, R OBP: 0.372, SLG: 0.542 (1, 9)										4	0	2	1	0	0	0			
Jose Pagan, R OBP: 0.334, SLG: 0.351 (1, 6)										4	1	0	0	0	0	3			
Chuck Hiller, L OBP: 0.341, SLG: 0.313 (1, 4)										3	2	1	1	1	0	0			
Tom Haller, L OBP: 0.399, SLG: 0.491 (1, 2)										2	1	1	0	2	0	0			
Jack Sanford, R OBP: 0.208, SLG: 0.200 (1, 1)										3	1	0	0	0	2	4			
Stu Miller, R OBP: 0.273, SLG: 0.200 (7, 1)										1	0	0	0	0	1	1			
Inning Stats	R: 1 E: 0 K: 1 S: 6	H: 1 LOB: 0 BB: 0 P: 7	R: 2 E: 1 K: 2 S: 17	H: 2 LOB: 2 BB: 1 P: 28	R: 0 E: 1 K: 0 S: 8	H: 1 LOB: 1 BB: 0 P: 12	R: 0 E: 0 K: 1 S: 10	H: 0 LOB: 0 BB: 0 P: 17	R: 1 E: 1 K: 0 S: 7	H: 1 LOB: 2 BB: 1 P: 14	R: 5 E: 1 K: 0 S: 14	H: 3 LOB: 0 BB: 2 P: 29	R: 0 E: 0 K: 1 S: 10	H: 1 LOB: 1 BB: 0 P: 16	R: 1 E: 0 K: 1 S: 8	H: 2 LOB: 0 BB: 0 P: 13	1B: 7 2B: 2 3B: 0 HR: 2	SF: 0 SAC: 1 DP: 1 HBP: 0	WP: 1 PA: 40 PB: 0 SB: 1 CS: 0
PITCHER	IP WLS BF H R ER SO BB IBB HBP BLK WP HR S P ERA WHIP																		
Johnny Podres, L ERA: 4.82 (6, 1)	5.0 L 24 5 4 1 4 1 0 0 0 0 1 0 10 24																		
Larry Sherry, R ERA: 3.0 (6, 1)	0.0 5 2 5 3 0 2 0 0 0 0 0 0 14 21 0.00 1.000																		
Ron Perranoski, L ERA: 2.31 (6, 1)	2.0 7 2 0 0 1 0 0 0 0 0 0 0 14 21 0.00 1.000																		
Phil Ortega, R ERA: 7.82 (8, 1)	1.0 4 2 1 1 1 0 0 0 0 0 0 1 8 13 9.00 2.000																		

Batter	1	2	3	4	5	6	7	8	9	AB	R	H	RBI	BB	SO	LOB	TOP					
Maury Wills, S OBP: 0.329, SLG: 0.345 (1, 6)	1-2 5-3 ①		0-0 L4 ③		2-2 BB 1B		3-1 6-3 ③		0-0 1B	5	0	2	0	0	0	2	<p>Los Angeles Dodgers @ San Francisco Giants Candlestick Park, San Francisco, CA</p> <p>Sun Jul 08 1962, 6:33 AM EDT Att: 41,717 - Unknown</p> <p>livebaseballscorecards.com</p> <p>AB 36 R 2 H 12 RBI 2 BB 2 SO 3 LOB 17</p> 					
Jim Gilliam, S OBP: 0.397, SLG: 0.341 (1, 4) (7, 5)	0-2 F6 ②			1-2 1B 1B	4-0 1B			2-1 5-3 ①	1-1 F8 ③	4	0	1	0	1	0	1						
Willie Davis, L OBP: 0.360, SLG: 0.500 (1, 8)	0-0 B2-3 ③			1-2 F8 ①	2-1 F9 ③			0-0 1B 2B		4	1	1	0	0	0	4						
Tommy Davis, R OBP: 0.384, SLG: 0.566 (1, 7)				1-2 F7 ②		0-0 G6-4-3 1B		2-0 S 2B 1B		4	1	3	1	0	0	1						
Frank Howard, R OBP: 0.356, SLG: 0.522 (1, 9)	0-1 G5-4-3 ②			2-2 1B	0-0 G6-4-3 ②			1-1 4-3 1B 2B		4	0	2	1	0	0	2						
Ron Fairly, L OBP: 0.388, SLG: 0.459 (1, 3)	1-3 K ③			2-3 K ③	0-2 F7 ③			1-2 4-3 ②		4	0	0	0	0	2	3						
Daryl Spencer, R OBP: 0.386, SLG: 0.355 Larry Burright, R OBP: 0.277, SLG: 0.371 (7, PR) (7, 4)			2-2 F9 ①		3-2 6-3 ①		4-2 B2-5-4 1B BB	3-2 6-3 ③		2	0	0	0	1	0	0						
John Roseboro, L OBP: 0.367, SLG: 0.413 (1, 2)			2-2 F5 ②		2-2 1B 1B		0-0 B2-5-4 1B	0-0 F8 ①		4	0	2	0	0	0	0						
Sandy Koufax, R OBP: 0.121, SLG: 0.141 Don Drysdale, R OBP: 0.279, SLG: 0.293 (9, 1)			2-2 1B		1-3 K ②		1-0 B2-5-4 ②	1-0 5-3 ②		4	0	1	0	0	1	3						
										0	0	0	0	0	0	0						
Inning Stats	R: 0 E: 0 K: 0 S: 10	H: 0 LOB: 0 BB: 0 P: 11	R: 0 E: 0 K: 1 S: 8	H: 1 LOB: 0 BB: 0 P: 10	R: 0 E: 0 K: 0 S: 12	H: 1 LOB: 1 BB: 0 P: 18	R: 0 E: 0 K: 1 S: 16	H: 2 LOB: 2 BB: 0 P: 23	R: 0 E: 0 K: 1 S: 14	H: 2 LOB: 3 BB: 1 P: 28	R: 0 E: 0 K: 0 S: 9	H: 1 LOB: 0 BB: 0 P: 9	R: 0 E: 0 K: 0 S: 6	H: 1 LOB: 1 BB: 1 P: 14	R: 2 E: 0 K: 0 S: 14	H: 3 LOB: 1 BB: 0 P: 23	R: 0 E: 0 K: 0 S: 5	H: 1 LOB: 1 BB: 0 P: 7	1B: 10 2B: 2 HR: 0	SF: 0 SAC: 0 DP: 3 HBP: 0	WP: 0 PB: 0 SB: 1 CS: 0	PA: 38
PITCHER Billy O'Dell, L ERA: 3.07 (1, 1)	IP 9.0 WLS L BF 38 H 12 R 2 ER 2 SO 3 BB 2 IBB 0 HBP 0 BLK 0 WP 0 HR 0 S 94 P 143 ERA 2.00 WHIP 1.556															PITCHER	IP 9.0 WLS L BF 38 H 12 R 2 ER 2 SO 3 BB 2 IBB 0 HBP 0 BLK 0 WP 0 HR 0 S 94 P 143 ERA 2.00 WHIP 1.556					

Batter	1	2	3	4	5	6	7	8	9	AB	R	H	RBI	BB	SO	LOB	BOTTOM					
Harvey Kuenn, R OBP: 0.392, SLG: 0.417 (1, 7)	2-2 5-3 ①			0-0 G3 ①			1-2 F7 ①		3-3 K ①	4	0	0	0	0	1	1	<p>Los Angeles Dodgers @ San Francisco Giants Candlestick Park, San Francisco, CA</p> <p>Sun Jul 08 1962, 6:33 AM EDT Att: 41,717 - Unknown</p> <p>livebaseballscorecards.com</p> <p>AB 29 R 0 H 3 RBI 0 BB 3 SO 9 LOB 12</p> 					
Jim Davenport, R OBP: 0.383, SLG: 0.519 (1, 5)	0-1 F3 ②			2-1 F9 ②			0-2 1B 1B		4-2 BB BB	3	0	1	0	1	0	0						
Willie Mays, R OBP: 0.386, SLG: 0.611 (1, 8)	1-0 5-3 ③			3-3 K ③			2-3 K ②		4-0 FC6-4 BB	3	0	0	0	1	2	1						
Orlando Cepeda, R OBP: 0.349, SLG: 0.512 (1, 3)			2-1 F9 ①		0-1 4-3 ①		0-1 1B		1-1 F2 ②	4	0	1	0	0	0	3						
Felipe Alou, R OBP: 0.368, SLG: 0.534 (1, 9)			1-2 F8 ②		1-3 K ②		3-3 K ③		0-0 FC6-4 ③	4	0	0	0	0	2	5						
Ed Bailey, L OBP: 0.350, SLG: 0.511 Manny Mota, R OBP: 0.269, SLG: 0.203 (8, PH) (9, 4)			1-0 F4 ③		1-2 4-3 ③				3-3 K ①	2	0	0	0	0	0	0						
Jose Pagan, R OBP: 0.334, SLG: 0.349 (1, 6)				3-3 K ①			4-1 B5-4 BB		0-1 F8 ②	2	0	0	0	1	1	0						
Chuck Hiller, L OBP: 0.340, SLG: 0.311 Joe Pignatano, R OBP: 0.556, SLG: 0.200 (9, PH) (9, 2)				2-3 K ②			2-3 K ①		2-2 F7 ③	2	0	0	0	0	2	1						
Billy O'Dell, S OBP: 0.208, SLG: 0.095 Bob Nieman, R OBP: 0.278, SLG: 0.375 Mike McCormick, L OBP: 0.208, SLG: 0.273 (9, PR)				2-2 5-3 ③			1-0 B5-4 ②		1-2 BB BB 1B	2	0	0	0	0	0	1						
										1	0	1	0	0	0	0						
Inning Stats	R: 0 E: 0 K: 0 S: 9	H: 0 LOB: 0 BB: 0 P: 12	R: 0 E: 0 K: 0 S: 8	H: 0 LOB: 0 BB: 0 P: 12	R: 0 E: 0 K: 2 S: 11	H: 0 LOB: 0 BB: 0 P: 18	R: 0 E: 0 K: 1 S: 6	H: 0 LOB: 0 BB: 0 P: 11	R: 0 E: 0 K: 1 S: 8	H: 0 LOB: 0 BB: 0 P: 10	R: 0 E: 0 K: 1 S: 6	H: 0 LOB: 1 BB: 1 P: 13	R: 0 E: 0 K: 2 S: 14	H: 2 LOB: 2 BB: 0 P: 20	R: 0 E: 0 K: 1 S: 11	H: 0 LOB: 3 BB: 2 P: 16	R: 0 E: 0 K: 1 S: 15	H: 1 LOB: 3 BB: 2 P: 28	1B: 3 2B: 1 HR: 0	SF: 0 SAC: 0 DP: 1 HBP: 0	WP: 0 PB: 0 SB: 0 CS: 0	PA: 32
PITCHER Sandy Koufax, L ERA: 2.15 Don Drysdale, R ERA: 2.69 (1, 1) (9, 1)	IP 8.1 WLS S BF 29 H 3 R 0 ER 0 SO 0 BB 2 IBB 0 HBP 0 BLK 0 WP 0 HR 0 S 85 P 132 ERA 0.00 WHIP 0.600															PITCHER	IP 8.1 WLS S BF 29 H 3 R 0 ER 0 SO 0 BB 2 IBB 0 HBP 0 BLK 0 WP 0 HR 0 S 85 P 132 ERA 0.00 WHIP 0.600					

Batter	1	2	3	4	5	6	7	8	9	AB	R	H	RBI	BB	SO	LOB	TOP			
Harvey Kuenn, R OBP: 0.390, SLG: 0.422 (1, 7)										4	1	1	0	0	0	0	San Francisco Giants @ Philadelphia Phillies Connie Mack Stadium, Philadelphia, PA Fri Jul 13 1962, 7:05 PM EDT Att: 18,693 - Unknown			
Jim Davenport, R OBP: 0.384, SLG: 0.515 (1, 5)										3	0	1	1	1	0	0				
Willie Mays, R OBP: 0.385, SLG: 0.604 (1, 8)										4	0	0	0	0	0	2				
Felipe Alou, R OBP: 0.369, SLG: 0.529 Manny Mota, R OBP: 0.296, SLG: 0.200 (7, PH) (7, 9)										1	0	1	0	0	0	0				
Bob Nieman, R OBP: 0.316, SLG: 0.412 Matty Alou, L OBP: 0.329, SLG: 0.324 (9, PH) (9, PR)										1	0	1	0	0	0	0				
Orlando Cepeda, R OBP: 0.349, SLG: 0.507 (1, 3)										4	0	0	0	0	1	4				
Ed Bailey, L OBP: 0.345, SLG: 0.503 (1, 2)										3	0	0	0	0	3	0				
Jose Pagan, R OBP: 0.336, SLG: 0.358 (1, 6)										3	0	0	0	0	0	0				
Chuck Hiller, L OBP: 0.338, SLG: 0.317 (1, 4)										3	1	1	1	0	0	0				
Billy O'Dell, S OBP: 0.200, SLG: 0.091 Don Larsen, R OBP: 0.263, SLG: 0.368 (8, PH) (8, 1)										2	0	0	0	0	1	0				
Inning Stats	R: 0 E: 0 K: 1 S: 5	H: 0 LOB: 2 BB: 1 P: 10	R: 0 E: 0 K: 1 S: 5	H: 0 LOB: 0 BB: 0 P: 5	R: 0 E: 0 K: 0 S: 3	H: 0 LOB: 0 BB: 0 P: 3	R: 0 E: 0 K: 0 S: 3	H: 1 LOB: 0 BB: 0 P: 3	R: 1 E: 0 K: 2 S: 8	H: 1 LOB: 0 BB: 0 P: 8	R: 0 E: 0 K: 0 S: 3	H: 0 LOB: 0 BB: 0 P: 3	R: 0 E: 0 K: 1 S: 5	H: 0 LOB: 0 BB: 0 P: 5	R: 0 E: 0 K: 1 S: 5	H: 3 LOB: 1 BB: 0 P: 5	1B: 3 2B: 0 3B: 1 HR: 1	SF: 0 SAC: 0 DP: 2 HBP: 1	WP: 0 PB: 0 SB: 0 CS: 0	PA: 32
PITCHER Dennis Bennett, L ERA: 4.76 (1, 1)	IP: 9.0 WLS: W BF: 32 H: 5 R: 2 ER: 2 SO: 6 BB: 1 IBB: 0 HBP: 1 BLK: 0 WP: 0 HR: 1 S: 42 P: 47 ERA: 2.00 WHIP: 0.667															PITCHER Dennis Bennett, L ERA: 4.76 (1, 1)	IP: 9.0 WLS: W BF: 32 H: 5 R: 2 ER: 2 SO: 6 BB: 1 IBB: 0 HBP: 1 BLK: 0 WP: 0 HR: 1 S: 42 P: 47 ERA: 2.00 WHIP: 0.667			

Batter	1	2	3	4	5	6	7	8	9	AB	R	H	RBI	BB	SO	LOB	BOTTOM
Tony Taylor, R OBP: 0.361, SLG: 0.378 (1, 4)										3	1	0	0	1	1	3	San Francisco Giants @ Philadelphia Phillies Connie Mack Stadium, Philadelphia, PA Fri Jul 13 1962, 7:05 PM EDT Att: 18,693 - Unknown
Johnny Callison, L OBP: 0.394, SLG: 0.474 (1, 9)										4	0	0	0	0	0	5	
Ted Savage, R OBP: 0.363, SLG: 0.429 (1, 7)										4	0	1	2	0	0	2	
Roy Sievers, R OBP: 0.337, SLG: 0.423 Jackie Davis, R OBP: 0.253, SLG: 0.282 Frank Torre, L OBP: 0.390, SLG: 0.360 (8, PR) (9, 3)										4	0	2	1	0	0	0	
Don Demeter, R OBP: 0.350, SLG: 0.505 (1, 5)										4	0	1	0	0	1	3	
Tony Gonzalez, L OBP: 0.396, SLG: 0.448 (1, 8)										4	0	1	0	0	0	1	
Sammy White, R OBP: 0.247, SLG: 0.348 (1, 2)										4	0	2	0	0	0	1	
Bobby Wine, R OBP: 0.255, SLG: 0.333 (1, 6)										4	1	3	0	0	0	2	
Dennis Bennett, L OBP: 0.233, SLG: 0.179 (1, 1)										3	1	1	0	0	0	2	
Inning Stats	R: 0 E: 0 K: 1 S: 5	H: 0 LOB: 0 BB: 0 P: 5	R: 0 E: 0 K: 0 S: 3	H: 0 LOB: 0 BB: 0 P: 3	R: 3 E: 0 K: 0 S: 8	H: 5 LOB: 2 BB: 0 P: 8	R: 0 E: 0 K: 0 S: 4	H: 1 LOB: 1 BB: 0 P: 4	R: 0 E: 0 K: 0 S: 4	H: 1 LOB: 2 BB: 1 P: 8	R: 0 E: 0 K: 1 S: 7	H: 3 LOB: 2 BB: 0 P: 7	1B: 9 2B: 2 3B: 0 HR: 0	SF: 0 SAC: 0 DP: 0 HBP: 0	WP: 0 PB: 0 SB: 0 CS: 0	PA: 35	
PITCHER Billy O'Dell, L ERA: 3.1 Don Larsen, R ERA: 5.4 (8, 1)	IP: 7.0 WLS: L BF: 30 H: 8 R: 3 ER: 3 SO: 3 BB: 3 IBB: 3 HBP: 0 BLK: 0 WP: 0 HR: 0 S: 31 P: 35 ERA: 3.86 WHIP: 1.286															PITCHER Dennis Bennett, L ERA: 4.76 (1, 1)	IP: 9.0 WLS: W BF: 32 H: 5 R: 2 ER: 2 SO: 6 BB: 1 IBB: 0 HBP: 1 BLK: 0 WP: 0 HR: 1 S: 42 P: 47 ERA: 2.00 WHIP: 0.667

Batter	1	2	3	4	5	6	7	8	9	10	AB	R	H	RBI	BB	SO	LOB	TOP			
Chuck Hiller, L OBP: 0.333, SLG: 0.312 (1, 4)	4-3		F6			G3	4-3		F5		5	0	0	0	0	0	3				
Jim Davenport, R OBP: 0.391, SLG: 0.518 (1, 5)	F9		FC1-5 1B			BB	1B		6-3 1B		4	0	3	1	1	0	0				
Matty Alou, L OBP: 0.326, SLG: 0.321 Stu Miller, R OBP: 0.250, SLG: 0.182 (1, 9) (7, 1)	F8		FC1-5 1B			F5	G3		6-3 1B		4	0	1	0	0	0	3				
Willie Mays, R OBP: 0.388, SLG: 0.602 (1, 8)	F9		FC1-5 G4-6-3 1B			F9 1B	G4-6-3 BB		6-3 1B		3	1	1	0	2	0	2				
Willie McCovey, L OBP: 0.395, SLG: 0.629 (1, 3) (7, 7)	F7		G4-6-3			G4-6-3	G4-6-3		F4		5	1	1	0	0	0	5				
Felipe Alou, R OBP: 0.369, SLG: 0.529 (10, 9)			1-2			1B	1B				0	0	0	0	0	0	0				
Harvey Kuenn, R OBP: 0.387, SLG: 0.422 (1, 7) (7, 9) (10, 7)	2B					5-3	F9		6-3		5	0	1	0	0	0	4				
Tom Haller, L OBP: 0.404, SLG: 0.487 (1, 2)	1-3					F9	1B		FC3-6 1B		4	1	2	1	0	0	1				
Jose Pagan, R OBP: 0.334, SLG: 0.356 Ed Bailey, L OBP: 0.348, SLG: 0.505 Ernie Bowman, R OBP: 0.091, SLG: 0.091 (1, 6) (7, PH) (7, PR) (7, 6)	K		4-3			4-3	1B		FC3-6 FC4		2	0	0	0	0	1	0				
Juan Marichal, R OBP: 0.291, SLG: 0.275 Don Luseño, L OBP: 0.333, SLG: 0.388 Manny Mota, R OBP: 0.300, SLG: 0.387 Mike McCormick, L OBP: 0.068, SLG: 0.067 Orlando Cepeda, R OBP: 0.066, SLG: 0.067 (1, 11) (4, 1) (6, PH) (6, 1) (7, PH) (7, 3)	F9					F4	4-3 1B		FC4		1	0	0	0	0	0	0				
Inning Stats	R: 0 E: 0 K: 0 S: 3	H: 0 LOB: 0 BB: 0 P: 3	R: 0 E: 0 K: 0 S: 4	H: 1 LOB: 1 BB: 0 P: 4	R: 0 E: 0 K: 1 S: 5	H: 0 LOB: 0 BB: 0 P: 5	R: 0 E: 0 K: 0 S: 4	H: 2 LOB: 1 BB: 0 P: 4	R: 0 E: 0 K: 0 S: 3	H: 0 LOB: 1 BB: 1 P: 7	R: 5 E: 0 K: 0 S: 9	H: 6 LOB: 2 BB: 0 P: 9	R: 0 E: 0 K: 0 S: 2	H: 0 LOB: 0 BB: 1 P: 6	R: 0 E: 1 K: 0 S: 4	H: 1 LOB: 1 BB: 0 P: 4	R: 0 E: 0 K: 0 S: 4	H: 1 LOB: 2 BB: 1 P: 8	1B: 10 2B: 1 3B: 0 HR: 0	SF: 0 SAC: 0 DP: 2 HBP: 0	WP: 0 PA: 42
PITCHER	IP WLS BF H R ER SO ERA WHIP	IP WLS BF H R ER SO ERA WHIP	IP WLS BF H R ER SO ERA WHIP	IP WLS BF H R ER SO ERA WHIP	IP WLS BF H R ER SO ERA WHIP	IP WLS BF H R ER SO ERA WHIP	IP WLS BF H R ER SO ERA WHIP	IP WLS BF H R ER SO ERA WHIP	IP WLS BF H R ER SO ERA WHIP	IP WLS BF H R ER SO ERA WHIP	IP WLS BF H R ER SO ERA WHIP	IP WLS BF H R ER SO ERA WHIP	IP WLS BF H R ER SO ERA WHIP	IP WLS BF H R ER SO ERA WHIP	IP WLS BF H R ER SO ERA WHIP	IP WLS BF H R ER SO ERA WHIP	IP WLS BF H R ER SO ERA WHIP	IP WLS BF H R ER SO ERA WHIP	IP WLS BF H R ER SO ERA WHIP	IP WLS BF H R ER SO ERA WHIP	IP WLS BF H R ER SO ERA WHIP
Dallas Green, R ERA: 3.8 Jack Baldschun, R ERA: 3.14 (1, 1) (7, 1)	6.1 3.2	26 16	7 4	4 1	1 0	1 1	0 0	0 0	0 0	14 22	2.46	1.364									

San Francisco Giants @ Philadelphia Phillies
 Connie Mack Stadium, Philadelphia, PA
 Sat Jul 14 1962, 3:33 AM EDT
 Att: 7,716 - Unknown

AB	39
R	5
H	11
RBI	5
BB	3
SO	1
LOB	21



Batter	1	2	3	4	5	6	7	8	9	10	AB	R	H	RBI	BB	SO	LOB	BOTTOM			
Tony Taylor, R OBP: 0.359, SLG: 0.373 (1, 4)	K		4-3	6-3		G4-6-3 BB			K		4	0	0	0	1	2	2				
Johnny Callison, L OBP: 0.364, SLG: 0.472 (1, 9)	HR BB		G3 HR 1B			3-1	G4-6-3		F3		4	2	1	0	1	0	2				
Tony Gonzalez, L OBP: 0.367, SLG: 0.457 (1, 8)	1H HR		G3			BB 1B	4-3		G3		5	2	2	2	0	0	1				
Roy Sliemers, R OBP: 0.341, SLG: 0.436 Billy Klaus, L OBP: 0.291, SLG: 0.313 (1, 3) (10, PR)	K		HR			F8	G3 BB		FC1-6 1B		4	1	2	2	1	1	1				
Clay Dalrymple, L OBP: 0.414, SLG: 0.441 Jacke Davis, R OBP: 0.253, SLG: 0.282 (1, 2) (10, PR)	K		G3			G3	G3		FC1-6 HBP 1B		4	0	0	0	1	1	2				
Don Demeter, R OBP: 0.354, SLG: 0.505 (1, 5)	F7					1B	1B		K		4	0	2	1	0	1	1				
Ted Savage, R OBP: 0.361, SLG: 0.423 Wes Covington, L OBP: 0.308, SLG: 0.385 (1, 7) (10, PH)	CS BB		F7			F7	K		6-3		3	0	0	0	1	1	3				
Bobby Wine, R OBP: 0.259, SLG: 0.340 (1, 6)	2B		F8			F8	E6 SH3-4		6-3		5	0	2	1	0	0	1				
Dallas Green, L OBP: 0.313, SLG: 0.154 Jack Baldschun, R (1, 1) (7, 1)	K					SH3-4	2-3				2	0	1	0	0	1	1				
Inning Stats	R: 2 E: 0 K: 3 S: 10	H: 1 LOB: 0 BB: 1 P: 14	R: 0 E: 0 K: 1 S: 5	H: 1 LOB: 1 BB: 1 P: 9	R: 2 E: 0 K: 0 S: 5	H: 2 LOB: 0 BB: 0 P: 5	R: 0 E: 0 K: 0 S: 5	H: 2 LOB: 2 BB: 0 P: 5	R: 1 E: 0 K: 1 S: 7	H: 2 LOB: 2 BB: 1 P: 11	R: 0 E: 1 K: 0 S: 3	H: 0 LOB: 1 BB: 1 P: 7	R: 0 E: 0 K: 0 S: 3	H: 0 LOB: 0 BB: 0 P: 3	R: 0 E: 0 K: 1 S: 5	H: 0 LOB: 0 BB: 0 P: 5	R: 1 E: 0 K: 0 S: 4	H: 2 LOB: 2 BB: 0 P: 5	1B: 7 2B: 1 3B: 0 HR: 2	SF: 0 SAC: 1 DP: 1 HBP: 1	WP: 0 PA: 44
PITCHER	IP WLS BF H R ER SO ERA WHIP	IP WLS BF H R ER SO ERA WHIP	IP WLS BF H R ER SO ERA WHIP	IP WLS BF H R ER SO ERA WHIP	IP WLS BF H R ER SO ERA WHIP	IP WLS BF H R ER SO ERA WHIP	IP WLS BF H R ER SO ERA WHIP	IP WLS BF H R ER SO ERA WHIP	IP WLS BF H R ER SO ERA WHIP	IP WLS BF H R ER SO ERA WHIP	IP WLS BF H R ER SO ERA WHIP	IP WLS BF H R ER SO ERA WHIP	IP WLS BF H R ER SO ERA WHIP	IP WLS BF H R ER SO ERA WHIP	IP WLS BF H R ER SO ERA WHIP	IP WLS BF H R ER SO ERA WHIP	IP WLS BF H R ER SO ERA WHIP	IP WLS BF H R ER SO ERA WHIP	IP WLS BF H R ER SO ERA WHIP	IP WLS BF H R ER SO ERA WHIP	IP WLS BF H R ER SO ERA WHIP
Juan Marichal, R ERA: 3.13 Don Larsen, R ERA: 5.43 Mike McCormick, L ERA: 5.05 Stu Miller, R ERA: 3.77 (1, 1) (4, 1) (6, 1) (7, 1)	3.2 1.1 1.0 3.2	18 7 4 15	6 2 0 2	4 1 0 1	4 1 0 1	2 0 0 0	0 0 0 0	0 0 3 17	24 8 7 22	32 12 7 22	9.82 6.75 0.00 2.46	2.182	2.250	1.000	0.818						

San Francisco Giants @ Philadelphia Phillies
 Connie Mack Stadium, Philadelphia, PA
 Sat Jul 14 1962, 3:33 AM EDT
 Att: 7,716 - Unknown

AB	37
R	6
H	10
RBI	6
BB	5
SO	7
LOB	16



Batter	1	2	3	4	5	6	7	8	9	AB	R	H	RBI	BB	SO	LOB	TOP			
Chuck Hiller, L (1,4) OBP: 0.332, SLG: 0.314	F9		G4-3			4-3		4-3		4	0	1	0	0	0	1	San Francisco Giants @ New York Mets Polo Grounds, New York, NY Sun Jul 15 1962, 3:33 AM EDT Unknown			
Jim Davenport, R (1,5) OBP: 0.382, SLG: 0.524	WP SF8 2B		F6			5-3		1B 2B		4	1	2	0	0	0	1				
Matty Alou, L (1,9) OBP: 0.344, SLG: 0.333	SF8 WP 1B HBP			F8 PB 1B		4-3		2-3 1B		3	1	2	0	0	0	1				
Willie Mays, R (1,8) OBP: 0.384, SLG: 0.597	SF8 1-3 2H			F2		K		F7		3	0	0	1	0	1	4				
Willie McCovey, L (1,3) OBP: 0.381, SLG: 0.617	PO 1B			F8 1-3		P6		G3		4	0	1	1	0	0	1				
Felipe Alou, R (1,7) OBP: 0.365, SLG: 0.522	PO 1-2	F5		F7		K		6-3		4	0	0	0	0	1	1				
Tom Haller, L (1,2) OBP: 0.413, SLG: 0.517		3-1			G5-4-3 1B		BB	HR		3	1	2	1	1	0	0				
Jose Pagan, R (1,6) OBP: 0.331, SLG: 0.353		F8			G5-4-3		1-3	K		3	0	0	0	0	0	2				
Ed Bailey, L (9, PH) OBP: 0.347, SLG: 0.503					1-2			K		1	0	0	0	0	1	0				
Billy Pierce, L (1,1) OBP: 0.285, SLG: 0.304								4-3		1	0	1	0	0	0	0				
Jim Duffalo, R (4,1) OBP: 0.326, SLG: 0.368										0	0	0	0	0	0	0				
Don Larsen, R (4,1) ERA: 5.37										0	0	0	0	0	0	0				
Bob Nieman, R (5, PH) ERA: 4.84										1	0	0	0	0	1	0				
Mike McCormick, L (5,1) ERA: 4.84										0	0	0	0	0	0	0				
Harvey Kuenn, R (5, PH) ERA: 4.84										1	0	0	0	0	0	0				
Bob Garibaldi, L (8,1) ERA: 5.6										0	0	0	0	0	0	0				
Inning Stats	R: 2 E: 0 K: 0 S: 4	H: 2 LOB: 0 BB: 0 P: 5	R: 0 E: 0 K: 0 S: 3	H: 0 LOB: 0 BB: 0 P: 3	R: 0 E: 0 K: 0 S: 3	H: 1 LOB: 0 BB: 0 P: 3	R: 0 E: 0 K: 0 S: 4	H: 1 LOB: 1 BB: 0 P: 4	R: 0 E: 0 K: 1 S: 5	H: 1 LOB: 0 BB: 0 P: 5	R: 0 E: 0 K: 1 S: 6	H: 0 LOB: 1 BB: 1 P: 9	R: 0 E: 0 K: 0 S: 5	H: 2 LOB: 2 BB: 0 P: 5	R: 1 E: 0 K: 1 S: 6	H: 1 LOB: 0 BB: 0 P: 6	1B: 5 2B: 3 3B: 0 HR: 1	SF: 1 SAC: 0 DP: 2 HBP: 1	WP: 1 PB: 1 SB: 0 CS: 0	PA: 36
PITCHER Jay Hook, R (1,1) ERA: 5.6	IP: 9.0 WLS: W BF: 35 H: 9 R: 3 ER: 3 SO: 4 BB: 1 IBB: 0 HBP: 1 BLK: 0 WP: 1 HR: 1 S: 41 P: 46 ERA: 3.00 WHIP: 1.111																			

Batter	1	2	3	4	5	6	7	8	9	AB	R	H	RBI	BB	SO	LOB	BOTTOM			
Richie Ashburn, L (1,8) OBP: 0.413, SLG: 0.438	G4-6-3 BB		G4-3	G5-4-3 BB		E BB				1	0	0	1	3	0	2	San Francisco Giants @ New York Mets Polo Grounds, New York, NY Sun Jul 15 1962, 3:33 AM EDT Unknown			
Charlie Neal, R (1,4) OBP: 0.326, SLG: 0.372	G4-6-3 1-2			G5-4-3 BB		K				3	1	0	0	1	1	5				
Cliff Cook, R (1,9) OBP: 0.260, SLG: 0.345	F3			2B 1B	6-3			5-3		4	1	1	0	0	0	0				
Frank Thomas, R (1,3) OBP: 0.358, SLG: 0.514		4-3		1B 1B 2B	1B G1-2-3 2B			G4-6-3 1B		4	1	3	2	0	0	0				
Felix Mantilla, R (1,5) OBP: 0.327, SLG: 0.411	FC5-4 BB			1B 1B BB	1B BB			G4-6-3 1-2		2	1	1	0	2	0	1				
Joe Christopher, R (1,7) OBP: 0.283, SLG: 0.321		FC5-4		E FC4-2 IBB	1-2 2-3 1B			B2-3		1	0	0	0	0	0	1				
Gene Woodling, L (4, PH) OBP: 0.384, SLG: 0.404		FC5-4								0	0	0	0	1	0	0				
Rod Kanehl, R (5,7) OBP: 0.309, SLG: 0.352		CS		E FC4-2 IBB	1-2 2-3 1B					2	0	1	0	0	0	0				
Elio Chacon, R (1,6) OBP: 0.351, SLG: 0.282	CS		1B S BB	FC4-2 E BB 1B	G1-2-3			F9		3	1	1	2	1	0	3				
Chris Cannizzaro, R (1,2) OBP: 0.338, SLG: 0.211			G4-3 1B	E1 BB FC4-2		6-3		K2-3		4	0	1	0	0	1	2				
Jay Hook, L (1,1) OBP: 0.317, SLG: 0.243			K	FC4-2 BB		B1-3				3	0	0	0	0	1	5				
Inning Stats	R: 0 E: 0 K: 0 S: 2	H: 0 LOB: 1 BB: 1 P: 6	R: 0 E: 0 K: 0 S: 2	H: 0 LOB: 1 BB: 1 P: 6	R: 0 E: 0 K: 1 S: 5	H: 1 LOB: 1 BB: 1 P: 9	R: 5 E: 1 K: 0 S: 7	H: 4 LOB: 2 BB: 3 P: 19	R: 0 E: 0 K: 0 S: 4	H: 2 LOB: 2 BB: 1 P: 8	R: 0 E: 1 K: 1 S: 5	H: 0 LOB: 1 BB: 1 P: 9	R: 0 E: 0 K: 0 S: 3	H: 1 LOB: 0 BB: 0 P: 3	R: 0 E: 0 K: 1 S: 5	H: 0 LOB: 0 BB: 0 P: 5	1B: 6 2B: 2 3B: 0 HR: 0	SF: 0 SAC: 0 DP: 5 HBP: 0	WP: 0 PB: 0 SB: 1 CS: 1	PA: 36
PITCHER Billy Pierce, L (1,1) ERA: 4.14	IP: 3.0 WLS: L BF: 14 H: 4 R: 4 ER: 4 SO: 1 BB: 4 IBB: 0 HBP: 0 BLK: 0 WP: 0 HR: 0 S: 12 P: 28 ERA: 12.00 WHIP: 2.667																			
Jim Duffalo, R (4,1) ERA: 3.5	0.1	5	1	1	0	0	1	1	0	0	0	0	3	11	0.00	6.000				
Don Larsen, R (4,1) ERA: 5.37	0.2	1	0	0	0	0	0	0	0	0	0	0	1	1	0.00	0.000				
Mike McCormick, L (5,1) ERA: 4.84	3.0	12	3	0	0	1	2	0	0	0	0	0	12	20	0.00	1.667				
Bob Garibaldi, R (8,1) ERA: 5.6	1.0	3	0	0	0	1	0	0	0	0	0	0	5	5	0.00	0.000				



Batter	1	2	3	4	5	6	7	8	9	AB	R	H	RBI	BB	SO	LOB	TOP					
Harvey Kuenn, R OBP: 0.385, SLG: 0.432	4-3	2H HR		F6		F4		WP 1B		5	1	2	2	0	0	0						
Jim Davenport, R OBP: 0.385, SLG: 0.519	5-3	5-3		F8			WP HR 1B	K		5	1	1	0	0	1	2						
Willie Mays, R OBP: 0.386, SLG: 0.596										4	1	2	0	1	1	1						
Orlando Cepeda, R OBP: 0.351, SLG: 0.514		F8	F3					F4		5	2	2	2	0	0	4						
Felipe Alou, R OBP: 0.368, SLG: 0.527		BB FC5-4 1B	F8					F8		5	1	3	1	0	0	1						
John Orsino, R OBP: 0.400, SLG: 0.250		FC5-4 BB 1B						F8		4	0	1	1	1	1	2						
Jose Pagan, R OBP: 0.332, SLG: 0.353		FC5-4 1B 2B						F9		5	1	2	1	0	0	3						
Ernie Bowman, R OBP: 0.133, SLG: 0.133										4	1	1	0	0	0	2						
Willie McCovey, L OBP: 0.373, SLG: 0.612			F7					F7		1	0	0	0	0	0	1						
Chuck Hiller, L OBP: 0.332, SLG: 0.314		2B 1B								0	0	0	0	0	0	0						
Bobby Bolin, R OBP: 0.286, SLG: 0.308										4	1	2	2	0	1	0						
Stu Miller, R OBP: 0.250, SLG: 0.182										0	0	0	0	0	0	0						
Juan Marichal, R OBP: 0.291, SLG: 0.275		HR 2B						WP 1B 1B		0	0	0	0	0	0	0						
Inning Stats	R: 0 E: 0 K: 0 S: 3	H: 1 LOB: 1 BB: 0 P: 3	R: 5 E: 0 K: 0 S: 7	H: 4 LOB: 0 BB: 1 P: 11	R: 1 E: 0 K: 0 S: 5	H: 2 LOB: 2 BB: 1 P: 9	R: 0 E: 0 K: 0 S: 3	H: 0 LOB: 0 BB: 0 P: 3	R: 1 E: 1 K: 2 S: 9	H: 2 LOB: 1 BB: 0 P: 9	R: 0 E: 0 K: 1 S: 5	H: 0 LOB: 0 BB: 0 P: 5	R: 2 E: 1 K: 0 S: 6	H: 3 LOB: 1 BB: 0 P: 6	R: 0 E: 0 K: 1 S: 8	H: 3 LOB: 3 BB: 0 P: 8	R: 0 E: 0 K: 0 S: 4	H: 1 LOB: 1 BB: 0 P: 4	1B: 12 2B: 2 3B: 0 HR: 2	SF: 0 SAC: 0 DP: 0 HBP: 0	WP: 2 PB: 0 SB: 1 CS: 0	PA: 44
PITCHER	IP WLS BF H R ER SO BB IBB HBP BLK WP HR S P ERA WHIP																					
Willard Hunter, L ERA: 9.08	(1, 1)	2.0 L 11 5 5 5 0 1 0 0 0 0 0 1 10 14 22.50 3.000																				
Ray Davaault, R ERA: 6.96	(3, 1)	1.0 6 2 1 1 0 0 1 0 0 0 0 0 5 9 9.00 3.000																				
Bob Moorhead, R ERA: 4.52	(4, 1)	4.0 17 5 3 3 3 0 0 0 0 0 1 1 23 23 6.75 1.250																				
Vinegar Bend Mizell, L ERA: 5.89	(8, 1)	1.0 6 3 0 0 1 0 0 0 0 0 1 0 8 8 0.00 3.000																				
Bob Miller, R ERA: 5.1	(9, 1)	1.0 4 1 0 0 0 0 0 0 0 0 0 0 4 4 0.00 1.000																				

San Francisco Giants @ New York Mets
 Polo Grounds, New York, NY
 Sun Jul 15 1962, 3:38 AM EDT
 Att: 35,463 - Unknown

AB	42
R	9
H	16
RBI	9
BB	2
SO	4
LOB	16



Batter	1	2	3	4	5	6	7	8	9	AB	R	H	RBI	BB	SO	LOB	BOTTOM					
Richie Ashburn, L OBP: 0.417, SLG: 0.439	2B FC5-2-6-1 BB		4-3		F7			1B 1B		4	1	2	0	1	0	0						
Rod Kanehl, R OBP: 0.314, SLG: 0.365	FC5-2-6-1 1B 2B		G3					2B SF9 1B		5	2	2	0	0	1	2						
Felix Mantilla, R OBP: 0.328, SLG: 0.412	FC5-2-6-1 1B									4	2	1	1	1	0	2						
Frank Thomas, R OBP: 0.359, SLG: 0.511	G3 1B							F5		4	0	1	2	1	0	2						
Mary Throneberry, L OBP: 0.307, SLG: 0.378	G3 1B		F4					1B 2B BB		4	1	1	0	1	0	3						
Charlie Neal, R OBP: 0.322, SLG: 0.369	F8				1-3			SF9		3	0	0	1	0	0	2						
Elio Chacon, R OBP: 0.351, SLG: 0.280										2	0	0	0	1	0	0						
Gene Woodling, L OBP: 0.386, SLG: 0.408										1	1	1	1	0	0	0						
Joe Pignatano, R OBP: 0.438, SLG: 0.417										4	1	1	1	0	0	1						
Willard Hunter, R ERA: 9.08	(1, 1)	7.2 W 35 8 8 8 3 5 0 0 0 0 0 0 0 2 2 9.39 1.696																				
Stu Miller, R ERA: 3.77	(8, 1)	0.0 2 2 0 0 0 0 0 0 0 0 0 0 2 2 0.00 0.000																				
Juan Marichal, R ERA: 3.11	(8, 1)	1.1 S 4 0 0 0 0 0 0 0 0 0 0 0 4 4 0.00 0.000																				
Inning Stats	R: 2 E: 0 K: 0 S: 5	H: 2 LOB: 1 BB: 1 P: 9	R: 0 E: 0 K: 1 S: 5	H: 0 LOB: 0 BB: 0 P: 5	R: 0 E: 0 K: 0 S: 3	H: 0 LOB: 2 BB: 2 P: 11	R: 0 E: 0 K: 0 S: 2	H: 0 LOB: 0 BB: 1 P: 6	R: 0 E: 0 K: 2 S: 7	H: 0 LOB: 0 BB: 0 P: 7	R: 0 E: 0 K: 0 S: 4	H: 1 LOB: 1 BB: 0 P: 4	R: 0 E: 0 K: 0 S: 3	H: 0 LOB: 0 BB: 0 P: 3	R: 6 E: 0 K: 0 S: 10	H: 7 LOB: 2 BB: 1 P: 14	R: 0 E: 0 K: 0 S: 3	H: 0 LOB: 0 BB: 0 P: 3	1B: 7 2B: 3 3B: 0 HR: 0	SF: 1 SAC: 0 DP: 1 HBP: 0	WP: 0 PB: 0 SB: 0 CS: 0	PA: 41
PITCHER	IP WLS BF H R ER SO BB IBB HBP BLK WP HR S P ERA WHIP																					

San Francisco Giants @ New York Mets
 Polo Grounds, New York, NY
 Sun Jul 15 1962, 3:38 AM EDT
 Att: 35,463 - Unknown

AB	35
R	8
H	10
RBI	8
BB	5
SO	3
LOB	12



Batter	1	2	3	4	5	6	7	8	9	AB	R	H	RBI	BB	SO	LOB	TOP					
Chuck Hillier, L (1,4) OBP: 0.332, SLG: 0.319										4	1	1	0	0	0	0	San Francisco Giants @ New York Mets Polo Grounds, New York, NY Mon Jul 16 1962, 7:05 PM EDT Att: 23,280 - Unknown					
Jim Davenport, R (1,5) OBP: 0.390, SLG: 0.519										4	0	2	1	0	0	1						
Willie McCovey, L (1,7) OBP: 0.375, SLG: 0.600										4	0	1	0	0	2	3						
Manny Mota, R (9, PR) OBP: 0.263, SLG: 0.197										0	1	0	0	0	0	0						
Willie Mays, R (1,8) OBP: 0.385, SLG: 0.592										4	0	1	0	0	0	2						
Orlando Cepeda, R (1,3) OBP: 0.352, SLG: 0.512										3	1	1	0	1	0	0						
Felipe Alou, R (1,9) OBP: 0.367, SLG: 0.523										4	0	1	0	0	1	2						
Tom Haller, L (1,2) OBP: 0.416, SLG: 0.512										3	0	1	0	1	1	1						
Jose Pagan, R (1,6) OBP: 0.329, SLG: 0.349										4	0	0	0	0	1	4						
Jack Sanford, R (1,1) OBP: 0.204, SLG: 0.200										2	0	0	0	0	1	0						
Don Larsen, R (7,1) OBP: 0.250, SLG: 0.350										1	0	0	0	0	0	0						
Stu Miller, R (9,1) OBP: 0.250, SLG: 0.182										0	0	0	0	0	0	0						
Bob Garibaldi, L (9,1) ERA: 5.08										0	0	0	0	0	0	0						
Inning Stats	R: 1 E: 0 K: 1 S: 6	H: 2 LOB: 0 BB: 0 P: 6	R: 0 E: 0 K: 1 S: 5	H: 0 LOB: 0 BB: 0 P: 5	R: 0 E: 0 K: 0 S: 3	H: 0 LOB: 0 BB: 0 P: 3	R: 0 E: 0 K: 1 S: 5	H: 1 LOB: 1 BB: 0 P: 5	R: 0 E: 0 K: 0 S: 4	H: 1 LOB: 1 BB: 0 P: 4	R: 0 E: 1 K: 1 S: 6	H: 0 LOB: 1 BB: 0 P: 6	R: 1 E: 1 K: 2 S: 9	H: 3 LOB: 1 BB: 0 P: 9	R: 0 E: 0 K: 0 S: 3	H: 0 LOB: 0 BB: 0 P: 3	R: 1 E: 0 K: 0 S: 4	H: 1 LOB: 2 BB: 2 P: 12	1B: 7 2B: 1 3B: 1 HR: 0	SF: 0 SAC: 0 DP: 2 HBP: 0	WP: 2 PB: 0 SB: 1 CS: 0	PA: 35
PITCHER	IP WLS BF H R ER SO BB IBB HBP BLK WP HR S P ERA WHIP																					
Roger Craig, R (1,1) ERA: 4.38	7.0 L 26 7 2 1 6 0 0 0 0 0 0 0 38 38 1.29 1.000																					
Bob Miller, R (8,1) ERA: 5.08	2.0 9 1 1 1 0 1 1 0 0 2 0 7 15 4.50 1.000																					

Batter	1	2	3	4	5	6	7	8	9	AB	R	H	RBI	BB	SO	LOB	BOTTOM					
Richie Ashburn, L (1,9) OBP: 0.413, SLG: 0.433										5	0	1	1	0	1	3	San Francisco Giants @ New York Mets Polo Grounds, New York, NY Mon Jul 16 1962, 7:05 PM EDT Att: 23,280 - Unknown					
Rod Kanehl, R (1,8) OBP: 0.318, SLG: 0.366										5	0	2	0	0	1	2						
Felix Mantilla, R (1,5) OBP: 0.324, SLG: 0.406										4	0	0	0	0	0	2						
Frank Thomas, R (1,7) OBP: 0.355, SLG: 0.505										4	0	0	0	0	2	2						
Mary Throneberry, L (1,3) OBP: 0.313, SLG: 0.384										3	1	2	0	0	0	0						
Joe Christopher, R (7, PR) OBP: 0.291, SLG: 0.318										0	0	0	0	0	0	0						
Chris Cannizzaro, R (8,2) OBP: 0.342, SLG: 0.220										1	0	0	0	0	0	1						
Charlie Neal, R (1,4) OBP: 0.328, SLG: 0.376										2	1	2	0	1	0	0						
Elio Chacon, R (1,6) OBP: 0.354, SLG: 0.281										2	0	1	1	1	1	1						
Joe Pignatano, R (1,2) OBP: 0.444, SLG: 0.385										1	0	0	0	1	1	0						
Gene Woodling, L (7, PH) OBP: 0.389, SLG: 0.408										0	0	0	0	1	0	0						
Al Jackson, L (7, PR) OBP: 0.163, SLG: 0.150										0	0	0	0	0	0	0						
Bob Miller, R (8,1) OBP: 0.227, SLG: 0.318										0	0	0	0	0	0	0						
Choo-Choo Coleman, L (8, PH) ERA: 3.73										1	0	0	0	0	0	2						
Roger Craig, R (1,1) OBP: 0.118, SLG: 0.051										2	0	0	0	0	1	2						
Jim Hickman, R (7, PH) OBP: 0.335, SLG: 0.433										2	0	0	0	0	2	5						
Inning Stats	R: 0 E: 0 K: 2 S: 7	H: 0 LOB: 0 BB: 0 P: 7	R: 0 E: 0 K: 2 S: 8	H: 1 LOB: 1 BB: 0 P: 8	R: 0 E: 0 K: 2 S: 7	H: 0 LOB: 0 BB: 0 P: 7	R: 0 E: 0 K: 0 S: 3	H: 0 LOB: 0 BB: 0 P: 3	R: 1 E: 0 K: 0 S: 4	H: 2 LOB: 1 BB: 1 P: 8	R: 0 E: 0 K: 0 S: 4	H: 1 LOB: 1 BB: 0 P: 4	R: 0 E: 0 K: 1 S: 7	H: 2 LOB: 3 BB: 1 P: 11	R: 0 E: 0 K: 1 S: 6	H: 1 LOB: 1 BB: 0 P: 6	R: 1 E: 0 K: 1 S: 6	H: 1 LOB: 2 BB: 2 P: 14	1B: 7 2B: 2 3B: 0 HR: 0	SF: 0 SAC: 2 DP: 1 HBP: 0	WP: 1 PB: 1 SB: 0 CS: 0	PA: 38
PITCHER	IP WLS BF H R ER SO BB IBB HBP BLK WP HR S P ERA WHIP																					
Jack Sanford, R (1,1) ERA: 3.5	6.0 W 24 6 1 1 6 1 0 0 0 0 0 11 23 4.50 1.500																					
Don Larsen, R (7,1) ERA: 5.34	2.0 10 1 1 1 2 2 1 0 0 0 0 11 23 4.50 1.500																					
Stu Miller, R (9,1) ERA: 3.73	0.2 3 1 0 0 1 0 0 0 0 0 0 5 5 0.00 1.500																					
Bob Garibaldi, R (9,1) ERA: 5.08	0.1 S 1 0 0 0 0 0 0 0 0 0 0 1 1 0.00 0.000																					


AB 33
R 3
H 8
RBI 1
BB 2
SO 6
LOB 13



AB 32
R 2
H 8
RBI 2
BB 4
SO 9
LOB 20



Batter	1	2	3	4	5	6	7	8	9	AB	R	H	RBI	BB	SO	LOB	TOP								
Chuck Hiller, L (1,4) OBP: 0.331, SLG: 0.319	F7		F9		F9			F9		4	0	1	0	0	0	1	San Francisco Giants @ Milwaukee Braves Milwaukee County Stadium, Milwaukee, WI Tue Jul 17 1962, 8:05 PM EDT Att: 14,584 - Unknown livebaseballscores.com								
Jim Davenport, R (1,5) OBP: 0.386, SLG: 0.512	F9		F7			5-3		F9		4	0	0	0	0	0	1									
Willie Mays, R (1,8) OBP: 0.384, SLG: 0.591	HR		F8			F8		F3		4	1	1	0	0	0	1									
Orlando Cepeda, R (1,3) OBP: 0.354, SLG: 0.519	HR			5-3		5-3		SH1-3	BB	3	2	1	2	1	0	0									
Felipe Alou, R (1,9) OBP: 0.369, SLG: 0.534	6-3			FC6-4	1B			HR		3	1	2	1	0	0	0									
Harvey Kuenn, R (1,7) OBP: 0.380, SLG: 0.425		5-3		FC6-4	PB		F9		E4	4	0	0	0	0	0	1									
Tom Haller, L (1,2) OBP: 0.411, SLG: 0.500		G3		F8					E4	3	0	0	0	1	0	2									
Jose Pagan, R (1,6) OBP: 0.325, SLG: 0.345		K					F8		G4-6-3	4	0	0	0	0	2	3									
Billy O'Dell, S (1,1) OBP: 0.208, SLG: 0.106			1-3							3	0	1	0	0	0	1	GIANTS								
Bobby Bolin, R (9,1) OBP: 0.286, SLG: 0.308							F9			0	0	0	0	0	0	0									
Inning Stats	R: 2 E: 0 K: 0 S: 5	H: 2 LOB: 0 BB: 0 P: 5	R: 0 E: 0 K: 1 S: 5	H: 0 LOB: 0 BB: 0 P: 5	R: 0 E: 0 K: 0 S: 4	H: 1 LOB: 1 BB: 0 P: 4	R: 0 E: 0 K: 0 S: 4	H: 1 LOB: 0 BB: 0 P: 4	R: 0 E: 0 K: 1 S: 5	H: 1 LOB: 0 BB: 0 P: 5	R: 0 E: 0 K: 0 S: 3	H: 0 LOB: 0 BB: 0 P: 3	R: 1 E: 0 K: 0 S: 4	H: 1 LOB: 1 BB: 1 P: 8	R: 0 E: 0 K: 0 S: 3	H: 0 LOB: 0 BB: 0 P: 3	R: 1 E: 2 K: 0 S: 4	H: 0 LOB: 1 BB: 1 P: 8	1B: 3 2B: 1 3B: 0 HR: 2	SF: 0 SAC: 1 DP: 1 HBP: 0	WP: 0 PB: 1 SB: 0 CS: 0	PA: 35			
PITCHER	IP	WLS	BF	H	R	ER	SO	BB	IBB	HBP	BLK	WP	HR	S	P	ERA	WHIP								
Warren Spahn, L (1,1) ERA: 3.34	8.0		30	6	3	3	2	1	0	0	0	0	2	33	37	3.38	0.875								
Claude Raymond, R (9,1) ERA: 2.53	1.0	L	5	0	1	0	0	1	0	0	0	0	0	4	8	0.00	1.000								

Batter	1	2	3	4	5	6	7	8	9	AB	R	H	RBI	BB	SO	LOB	BOTTOM								
Roy McMillan, R (1,6) OBP: 0.346, SLG: 0.372	F9		G4-6-3			4-3		FC1-6	1B	4	0	1	1	0	0	1	San Francisco Giants @ Milwaukee Braves Milwaukee County Stadium, Milwaukee, WI Tue Jul 17 1962, 8:05 PM EDT Att: 14,584 - Unknown livebaseballscores.com								
Mack Jones, L (1,8) OBP: 0.354, SLG: 0.420	K			K				FC1-6	1B	4	0	1	0	0	2	1									
Eddie Mathews, L (1,5) OBP: 0.374, SLG: 0.493	4-3			HR	BB		F7		K	3	1	0	0	1	1	2									
Hank Aaron, R (1,9) OBP: 0.383, SLG: 0.610		F8			HR		4-3		E5	4	1	1	2	0	0	1									
Joe Adcock, R (1,3) OBP: 0.312, SLG: 0.439			FC4-6	1B		K			K	4	0	1	0	0	3	1									
Lee Maye, L (1,7) OBP: 0.270, SLG: 0.297										3	0	0	0	0	1	1									
Joe Torre, R (9,PH) OBP: 0.333, SLG: 0.339			FC4-6							1	0	1	0	0	0	0									
Tommie Aaron, R (9,PR) OBP: 0.266, SLG: 0.335			FC6-4						G6-4-3	0	0	0	0	0	0	0									
Del Crandall, R (1,2) OBP: 0.336, SLG: 0.379			FC6-4			6-3			G6-4-3	4	0	0	0	0	0	3									
Frank Bolling, R (1,4) OBP: 0.343, SLG: 0.436										3	0	1	0	0	0	0	GIANTS								
Amado Samuel, R (9,PR) OBP: 0.245, SLG: 0.271										0	1	0	0	0	0	0									
Warren Spahn, L (1,1) OBP: 0.268, SLG: 0.269										2	0	1	0	0	1	0									
Ken Aspromonte, R (8,PH) OBP: 0.361, SLG: 0.280										1	0	0	0	0	0	1									
Claude Raymond, R (9,1) ERA: 2.53										0	0	0	0	0	0	0									
Inning Stats	R: 0 E: 0 K: 1 S: 5	H: 0 LOB: 0 BB: 0 P: 5	R: 0 E: 0 K: 0 S: 4	H: 1 LOB: 1 BB: 0 P: 4	R: 0 E: 0 K: 0 S: 3	H: 1 LOB: 0 BB: 0 P: 3	R: 2 E: 0 K: 2 S: 8	H: 1 LOB: 0 BB: 1 P: 12	R: 0 E: 0 K: 1 S: 5	H: 0 LOB: 0 BB: 0 P: 5	R: 0 E: 0 K: 0 S: 4	H: 1 LOB: 1 BB: 0 P: 4	R: 0 E: 0 K: 2 S: 7	H: 0 LOB: 0 BB: 0 P: 7	R: 1 E: 0 K: 1 S: 7	H: 2 LOB: 1 BB: 0 P: 7	R: 0 E: 1 K: 1 S: 6	H: 1 LOB: 2 BB: 0 P: 6	1B: 6 2B: 0 3B: 0 HR: 1	SF: 0 SAC: 0 DP: 2 HBP: 0	WP: 0 PB: 1 SB: 0 CS: 0	PA: 34			
PITCHER	IP	WLS	BF	H	R	ER	SO	BB	IBB	HBP	BLK	WP	HR	S	P	ERA	WHIP								
Billy O'Dell, L (1,1) ERA: 3.11	8.1	W	33	7	3	3	8	1	0	0	0	0	1	48	52	3.24	0.960								
Bobby Bolin, R (9,1) ERA: 3.96	0.2	S	1	0	0	0	0	0	0	0	0	0	0	1	1	0.00	0.000								

Batter	1	2	3	4	5	6	7	8	9	AB	R	H	RBI	BB	SO	LOB	TOP		
Chuck Hiller, L (1,4) OBP: 0.333, SLG: 0.323	0-0 3-1		0-0 1B			0-0 6-3			0-0 2B	4	0	2	0	0	0	0	San Francisco Giants @ Milwaukee Braves Milwaukee County Stadium, Milwaukee, WI Wed Jul 18 1962, 8:05 PM EDT Att: 15,324 - Unknown livebaseballscorecards.com		
Jim Davenport, R (1,5) OBP: 0.384, SLG: 0.508	4-0 BB BB		0-3 K			0-0 5-3			0-0 5-3	3	0	0	0	1	1	2			
Willie Mays, R (1,8) OBP: 0.380, SLG: 0.584	0-0 F3		0-0 F9			0-0 6-3			0-0 6-3	4	0	0	0	0	0	3			
Willie McCovey, L (1,7) OBP: 0.372, SLG: 0.586	4-0 1-2 BB			0-0 G3					0-0 F8	3	0	0	0	1	0	1			
Orlando Cepeda, R (1,3) OBP: 0.351, SLG: 0.515	0-3 K			0-3 K					0-0 F8	3	0	0	0	0	2	2			
Felipe Alou, R (1,9) OBP: 0.366, SLG: 0.529		0-3 K			0-0 1-3				0-0 5-3	3	0	0	0	0	1	0			
Tom Haller, L (1,2) Ernie Bowman, R (8,6) OBP: 0.404, SLG: 0.488 OBP: 0.133, SLG: 0.133		0-0 1-3				0-0 F8			0-0 4-3	3	0	0	0	0	0	0			
Jose Pagan, R (1,6) Ed Bailey, L (8,PH) OBP: 0.324, SLG: 0.343 OBP: 0.345, SLG: 0.500		0-0 5-3				0-3 K			0-0 G3	2	0	0	0	0	1	0			
Juan Marichal, R (1,1) Matty Alou, L (8,PH) Bob Garibaldi, L (8,1) OBP: 0.281, SLG: 0.264 OBP: 0.341, SLG: 0.329						0-0 F8			0-0 4-3	2	0	0	0	0	0	0			
						0-0 G3			0-0 4-3	1	0	0	0	0	0	0			
Inning Stats	R: 0 E: 1 K: 1 S: 5	H: 0 LOB: 2 BB: 2 P: 13	R: 0 E: 0 K: 1 S: 5	H: 0 LOB: 0 BB: 0 P: 5	R: 0 E: 0 K: 1 S: 6	H: 1 LOB: 1 BB: 0 P: 6	R: 0 E: 0 K: 1 S: 5	H: 0 LOB: 0 BB: 0 P: 5	R: 0 E: 0 K: 0 S: 3	H: 0 LOB: 0 BB: 0 P: 3	R: 0 E: 0 K: 0 S: 3	H: 0 LOB: 0 BB: 0 P: 3	R: 0 E: 0 K: 0 S: 3	H: 0 LOB: 0 BB: 0 P: 3	R: 0 E: 0 K: 0 S: 4	H: 1 LOB: 1 BB: 0 P: 4	1B: 1 2B: 1 3B: 0 HR: 0	SF: 0 SAC: 0 DP: 0 HBP: 0	WP: 0 PA: 31 CS: 0
PITCHER Bob Shaw, R (1,1) ERA: 2.19	IP: 9.0 WLS: W BF: 31 H: 2 R: 0 ER: 0 SO: 5 BB: 2 IBB: 0 HBP: 0 BLK: 0 WP: 0 HR: 0 S: 39 P: 47 ERA: 0.00 WHIP: 0.444																		

Batter	1	2	3	4	5	6	7	8	9	AB	R	H	RBI	BB	SO	LOB	BOTTOM		
Roy McMillan, R (1,6) OBP: 0.350, SLG: 0.371	0-0 HR		0-0 F3						0-0 FC6	3	1	1	0	2	0	4	San Francisco Giants @ Milwaukee Braves Milwaukee County Stadium, Milwaukee, WI Wed Jul 18 1962, 8:05 PM EDT Att: 15,324 - Unknown livebaseballscorecards.com		
Lee Mays, L (1,8) OBP: 0.276, SLG: 0.324	0-0 HR		0-0 F8						4-0 1B SF7 BB	4	2	1	2	1	0	4			
Eddie Mathews, L (1,5) OBP: 0.377, SLG: 0.495	0-0 1B		0-0 2B 1B						0-0 1B WP	5	1	3	0	0	0	0			
Hank Aaron, R (1,9) OBP: 0.380, SLG: 0.606	0-0 F2		0-3 K						0-0 SF7	4	0	1	1	0	1	2			
Gus Bell, L (1,7) OBP: 0.258, SLG: 0.308	0-0 1B		0-0 2B 1B						0-0 F7	5	1	2	0	0	0	2			
Joe Adcock, R (1,3) Tommie Aaron, R (5,FR) OBP: 0.312, SLG: 0.435 OBP: 0.263, SLG: 0.331	0-3 K		0-3 K						0-0 F9	2	0	0	0	1	2	4			
Frank Bolling, R (1,4) OBP: 0.346, SLG: 0.447	0-0 F9		0-0 1B 2B						0-0 F9	4	1	2	2	0	0	3			
Del Crandall, R (1,2) OBP: 0.335, SLG: 0.377		0-0 5-3							0-0 F9	4	0	1	1	0	0	2			
Bob Shaw, R (1,1) OBP: 0.262, SLG: 0.182		0-0 1-3							4-0 FC6 BB	2	0	1	0	2	0	0			
Inning Stats	R: 2 E: 0 K: 1 S: 9	H: 4 LOB: 2 BB: 0 P: 9	R: 0 E: 0 K: 0 S: 3	H: 0 LOB: 1 BB: 1 P: 7	R: 3 E: 0 K: 2 S: 12	H: 5 LOB: 2 BB: 0 P: 12	R: 0 E: 0 K: 0 S: 4	H: 1 LOB: 1 BB: 0 P: 4	R: 0 E: 0 K: 0 S: 3	H: 0 LOB: 3 BB: 3 P: 15	R: 0 E: 0 K: 0 S: 3	H: 0 LOB: 0 BB: 0 P: 3	R: 0 E: 0 K: 0 S: 4	H: 1 LOB: 2 BB: 1 P: 8	R: 1 E: 0 K: 0 S: 4	H: 1 LOB: 1 BB: 1 P: 8		1B: 9 2B: 2 3B: 0 HR: 1	SF: 1 SAC: 0 DP: 0 HBP: 0
PITCHER Juan Marichal, R (1,1) ERA: 3.24 Bob Garibaldi, R (8,1) ERA: 3.86	IP: 7.0 WLS: L BF: 37 H: 11 R: 5 ER: 5 SO: 3 BB: 5 IBB: 0 HBP: 0 BLK: 0 WP: 1 HR: 1 S: 38 P: 58 ERA: 6.43 WHIP: 2.286																		

Batter	1	2	3	4	5	6	7	8	9	AB	R	H	RBI	BB	SO	LOB	TOP
Chuck Hiller, L (1,4) <small>OBP: 0.333, SLG: 0.322</small> Bob Nieman, R (8,PH) <small>OBP: 0.286, SLG: 0.368</small> Ernie Bowman, R (8,4) <small>OBP: 0.235, SLG: 0.294</small>										3	0	1	0	0	0	1	San Francisco Giants @ Pittsburgh Pirates Forbes Field, Pittsburgh, PA Fri Jul 20 1962, 7:05 PM EDT Att: 37,705 - Unknown
Jim Davenport, R (1,5) <small>OBP: 0.381, SLG: 0.503</small>										3	2	0	0	1	0	1	
Willie Mays, R (1,8) <small>OBP: 0.382, SLG: 0.600</small>										4	2	2	2	0	0	0	
Willie McCovey, L (1,7) <small>OBP: 0.373, SLG: 0.598</small> Harvey Kuenn, R (8,PH) <small>OBP: 0.375, SLG: 0.417</small>										2	1	1	1	1	0	0	
Felipe Alou, R (1,9) <small>OBP: 0.364, SLG: 0.522</small>										4	0	0	0	0	1	4	
Orlando Cepeda, R (1,3) <small>OBP: 0.348, SLG: 0.512</small>										4	0	1	0	0	0	2	
Tom Haller, L (1,2) <small>OBP: 0.406, SLG: 0.496</small>										4	1	2	0	0	0	1	
Jose Pagan, R (1,6) <small>OBP: 0.323, SLG: 0.342</small>										4	0	0	0	0	1	3	
Jack Sanford, R (1,1) <small>OBP: 0.211, SLG: 0.208</small> Don Larsen, R (7,1) <small>OBP: 0.238, SLG: 0.333</small>										3	0	1	1	0	0	1	
Inning Stats	R: 2 H: 2 E: 0 K: 0 S: 5	H: 2 LOB: 1 BB: 0 P: 5	R: 1 H: 1 E: 0 K: 0 S: 4	H: 1 LOB: 1 BB: 0 P: 4	R: 0 H: 1 E: 0 K: 0 S: 4	H: 0 LOB: 0 BB: 0 P: 3	R: 0 H: 0 E: 1 K: 0 S: 2	H: 1 LOB: 0 BB: 1 P: 5	R: 2 H: 1 E: 1 K: 1 S: 6	H: 0 LOB: 0 BB: 0 P: 5	R: 0 H: 0 E: 0 K: 1 S: 5	H: 0 LOB: 0 BB: 0 P: 14	R: 0 H: 0 E: 0 K: 1 S: 5	H: 0 LOB: 0 BB: 0 P: 5	1B: 3 2B: 4 3B: 0 HR: 2	SF: 0 SAC: 0 DP: 1 HBP: 0	WP: 0 PA: 36 FB: 0 SB: 0 CS: 1
PITCHER	IP: 3.0 WLS: L BF: 14 H: 5 R: 4 ER: 4 SO: 0 BB: 0 IBB: 0 HBP: 0 BLK: 0 WP: 0 HR: 2 S: 14 P: 14 ERA: 12.00 WHIP: 1.667	IP: 1.0 WLS: 4 BF: 1 H: 1 R: 0 ER: 0 SO: 0 BB: 0 IBB: 0 HBP: 0 BLK: 0 WP: 0 HR: 0 S: 4 P: 4 ERA: 0.00 WHIP: 1.000	IP: 3.0 WLS: 9 BF: 1 H: 0 R: 0 ER: 0 SO: 1 BB: 1 IBB: 0 HBP: 0 BLK: 0 WP: 0 HR: 0 S: 10 P: 10 ERA: 0.00 WHIP: 0.667	IP: 0.1 WLS: 4 BF: 1 H: 2 R: 0 ER: 0 SO: 0 BB: 1 IBB: 1 HBP: 0 BLK: 0 WP: 0 HR: 2 S: 10 P: 10 ERA: 0.00 WHIP: 6.000	IP: 1.2 WLS: 5 BF: 0 H: 0 R: 0 ER: 0 SO: 2 BB: 0 IBB: 0 HBP: 0 BLK: 0 WP: 0 HR: 9 S: 9 P: 9 ERA: 0.00 WHIP: 0.000	PITCHER	IP: 3.0 WLS: L BF: 14 H: 5 R: 4 ER: 4 SO: 0 BB: 0 IBB: 0 HBP: 0 BLK: 0 WP: 0 HR: 2 S: 14 P: 14 ERA: 12.00 WHIP: 1.667	IP: 1.0 WLS: 4 BF: 1 H: 1 R: 0 ER: 0 SO: 0 BB: 0 IBB: 0 HBP: 0 BLK: 0 WP: 0 HR: 0 S: 4 P: 4 ERA: 0.00 WHIP: 1.000	IP: 3.0 WLS: 9 BF: 1 H: 0 R: 0 ER: 0 SO: 1 BB: 1 IBB: 0 HBP: 0 BLK: 0 WP: 0 HR: 0 S: 10 P: 10 ERA: 0.00 WHIP: 0.667	IP: 0.1 WLS: 4 BF: 1 H: 2 R: 0 ER: 0 SO: 0 BB: 1 IBB: 1 HBP: 0 BLK: 0 WP: 0 HR: 2 S: 10 P: 10 ERA: 0.00 WHIP: 6.000	IP: 1.2 WLS: 5 BF: 0 H: 0 R: 0 ER: 0 SO: 2 BB: 0 IBB: 0 HBP: 0 BLK: 0 WP: 0 HR: 9 S: 9 P: 9 ERA: 0.00 WHIP: 0.000	PITCHER	IP: 3.0 WLS: L BF: 14 H: 5 R: 4 ER: 4 SO: 0 BB: 0 IBB: 0 HBP: 0 BLK: 0 WP: 0 HR: 2 S: 14 P: 14 ERA: 12.00 WHIP: 1.667	IP: 1.0 WLS: 4 BF: 1 H: 1 R: 0 ER: 0 SO: 0 BB: 0 IBB: 0 HBP: 0 BLK: 0 WP: 0 HR: 0 S: 4 P: 4 ERA: 0.00 WHIP: 1.000	IP: 3.0 WLS: 9 BF: 1 H: 0 R: 0 ER: 0 SO: 1 BB: 1 IBB: 0 HBP: 0 BLK: 0 WP: 0 HR: 0 S: 10 P: 10 ERA: 0.00 WHIP: 0.667	IP: 0.1 WLS: 4 BF: 1 H: 2 R: 0 ER: 0 SO: 0 BB: 1 IBB: 1 HBP: 0 BLK: 0 WP: 0 HR: 2 S: 10 P: 10 ERA: 0.00 WHIP: 6.000	IP: 1.2 WLS: 5 BF: 0 H: 0 R: 0 ER: 0 SO: 2 BB: 0 IBB: 0 HBP: 0 BLK: 0 WP: 0 HR: 9 S: 9 P: 9 ERA: 0.00 WHIP: 0.000

Batter	1	2	3	4	5	6	7	8	9	AB	R	H	RBI	BB	SO	LOB	BOTTOM
Bill Virdon, L (1,8) <small>OBP: 0.293, SLG: 0.385</small>										4	1	1	1	0	1	0	San Francisco Giants @ Pittsburgh Pirates Forbes Field, Pittsburgh, PA Fri Jul 20 1962, 7:05 PM EDT Att: 37,705 - Unknown
Dick Groat, R (1,6) <small>OBP: 0.354, SLG: 0.354</small>										3	0	1	1	1	1	0	
Bob Skinner, L (1,7) <small>OBP: 0.411, SLG: 0.527</small>										3	0	0	0	1	1	2	
Dick Stuart, R (1,3) <small>OBP: 0.291, SLG: 0.415</small>										3	0	0	0	1	3	1	
Roberto Clemente, R (1,9) <small>OBP: 0.383, SLG: 0.503</small>										4	1	2	0	0	0	1	
Smoky Burgess, L (1,2) <small>OBP: 0.408, SLG: 0.527</small>										3	0	1	0	1	0	1	
Don Hoak, R (1,5) <small>OBP: 0.334, SLG: 0.391</small>										3	0	0	1	0	0	3	
Bill Mazerowski, R (1,4) <small>OBP: 0.284, SLG: 0.421</small>										4	0	1	0	0	0	1	
Inning Stats	R: 0 H: 0 E: 0 K: 2 S: 7	H: 1 LOB: 1 BB: 1 P: 7	R: 0 H: 1 E: 0 K: 1 S: 6	H: 3 LOB: 2 BB: 0 P: 8	R: 0 H: 0 E: 0 K: 1 S: 4	H: 0 LOB: 0 BB: 1 P: 8	R: 0 H: 0 E: 0 K: 0 S: 3	H: 2 LOB: 0 BB: 0 P: 5	R: 2 H: 2 E: 0 K: 1 S: 5	H: 0 LOB: 0 BB: 0 P: 5	R: 0 H: 0 E: 0 K: 1 S: 3	H: 0 LOB: 0 BB: 0 P: 3	R: 0 H: 0 E: 0 K: 0 S: 5	H: 0 LOB: 0 BB: 0 P: 3	1B: 4 2B: 2 3B: 1 HR: 0	SF: 1 SAC: 0 DP: 2 HBP: 0	WP: 0 PA: 36 FB: 0 SB: 0 CS: 0
PITCHER	IP: 6.1 WLS: W BF: 28 H: 7 R: 3 ER: 3 SO: 3 BB: 4 IBB: 0 HBP: 0 BLK: 0 WP: 0 HR: 0 S: 34 P: 50 ERA: 4.26 WHIP: 1.737	IP: 1.0 WLS: S BF: 8 H: 0 R: 0 ER: 0 SO: 1 BB: 0 IBB: 0 HBP: 0 BLK: 0 WP: 0 HR: 0 S: 10 P: 10 ERA: 0.00 WHIP: 0.000	PITCHER	IP: 3.0 WLS: L BF: 14 H: 5 R: 4 ER: 4 SO: 0 BB: 0 IBB: 0 HBP: 0 BLK: 0 WP: 0 HR: 2 S: 14 P: 14 ERA: 12.00 WHIP: 1.667	IP: 1.0 WLS: 4 BF: 1 H: 1 R: 0 ER: 0 SO: 0 BB: 0 IBB: 0 HBP: 0 BLK: 0 WP: 0 HR: 0 S: 4 P: 4 ERA: 0.00 WHIP: 1.000	IP: 3.0 WLS: 9 BF: 1 H: 0 R: 0 ER: 0 SO: 1 BB: 1 IBB: 0 HBP: 0 BLK: 0 WP: 0 HR: 0 S: 10 P: 10 ERA: 0.00 WHIP: 0.667	IP: 0.1 WLS: 4 BF: 1 H: 2 R: 0 ER: 0 SO: 0 BB: 1 IBB: 1 HBP: 0 BLK: 0 WP: 0 HR: 2 S: 10 P: 10 ERA: 0.00 WHIP: 6.000	IP: 1.2 WLS: 5 BF: 0 H: 0 R: 0 ER: 0 SO: 2 BB: 0 IBB: 0 HBP: 0 BLK: 0 WP: 0 HR: 9 S: 9 P: 9 ERA: 0.00 WHIP: 0.000									

Batter	1	2	3	4	5	6	7	8	9	10	11	AB	R	H	RBI	BB	SO	LOB	TOP			
Chuck Hiller, L OBP: 0.333, SLG: 0.321 (1.4)	K	FC4-6 BB		6-3		1B		K			K	5	1	1	0	1	3	0				
Matty Alou, L OBP: 0.327, SLG: 0.315 (1.7)	K	FC4-6		6-3		1B			K		K	6	0	1	1	0	3	2				
Willie Mays, R OBP: 0.584, SLG: 0.603 (1.8)	1B PB BB	F9		6-3		1B			F7			5	1	2	1	1	0	2				
Willie McCovey, L OBP: 0.372, SLG: 0.593 Bob Nieman, R (6. PH) Manny Mota, R (6. 9) OBP: 0.256, SLG: 0.192				F7		4-3		K		6-3		F9	3	0	1	0	0	0	0			
Orlando Cepeda, R OBP: 0.349, SLG: 0.518 (1.3)						F3			F8			F7	5	1	2	1	0	0	0			
Tom Haller, L OBP: 0.418, SLG: 0.519 (1.2)									F5				2	2	1	1	2	0	0			
Jim Davenport, R OBP: 0.382, SLG: 0.501 (1.5)									F9				5	0	2	0	0	0	1			
Jose Pagan, R OBP: 0.320, SLG: 0.338 Harvey Kuenn, R (10. PH) Ernie Bowman, R (10. 6) OBP: 0.235, SLG: 0.294													4	1	0	0	0	0	3			
Billy O'Dell, S OBP: 0.174, SLG: 0.154 Don Laryea, R (10. 1) Billy Pierce, L (11. 1) Bobby Bolin, R (11. 1) OBP: 0.313, SLG: 0.333													2	0	1	1	0	1	1			
Inning Stats	R: 1 E: 0 K: 2 S: 8	H: 2 LOB: 2 BB: 1 P: 12	R: 2 E: 0 K: 0 S: 5	H: 2 LOB: 2 BB: 1 P: 10	R: 2 E: 1 K: 1 S: 8	H: 2 LOB: 1 BB: 0 P: 8	R: 0 E: 0 K: 0 S: 3	H: 0 LOB: 0 BB: 0 P: 3	R: 0 E: 0 K: 0 S: 3	H: 3 LOB: 2 BB: 0 P: 8	R: 0 E: 0 K: 2 S: 7	H: 0 LOB: 0 BB: 0 P: 7	R: 0 E: 0 K: 1 S: 5	H: 0 LOB: 0 BB: 0 P: 5	R: 0 E: 0 K: 0 S: 3	H: 1 LOB: 2 BB: 2 P: 11	R: 0 E: 0 K: 2 S: 8	H: 1 LOB: 1 BB: 0 P: 8	1B: 8 2B: 0 3B: 1 HR: 2	SF: 0 SAC: 0 DP: 0 HBP: 1	WP: 0 PB: 1 SB: 0 CS: 0	PA: 49
PITCHER	IP ERA WLS BF H R ER SO BB IBB HBP BLK WP HR S P ERA WHIP	Al McBean, R (1. 1) ERA: 3.14	Jack Lamabe, R (3. 1) ERA: 2.4	Diomedes Olivo, L (6. 1) ERA: 2.21	Roy Face, R (10. 1) ERA: 1.4	PITCHER	IP ERA WLS BF H R ER SO BB IBB HBP BLK WP HR S P ERA WHIP															

San Francisco Giants @ Pittsburgh Pirates
 Forbes Field, Pittsburgh, PA
 Sat Jul 21 1962, 3:33 AM EDT
 Att: 23,917 - Unknown

livebaseballscores.com

AB 43
 R 6
 H 11
 RBI 5
 BB 5
 SO 9
 LOB 14

GIANTS


Batter	1	2	3	4	5	6	7	8	9	10	11	AB	R	H	RBI	BB	SO	LOB	BOTTOM			
Bill Virdon, L OBP: 0.292, SLG: 0.383 (1.8)	F6	3-1		1B					F9		L6	5	0	1	0	0	0	1				
Dick Groat, R OBP: 0.354, SLG: 0.355 (1.6)	2B 3B 1B			1B 1B				K			K	5	2	2	0	0	2	2				
Roberto Clemente, R OBP: 0.363, SLG: 0.504 (1.9)	3B 2B			1B G5-4-3 1B				F7		F2		4-3	5	2	2	0	0	0				
Dick Stuart, R OBP: 0.293, SLG: 0.413 (1.3)	3B BB			1B				K		F6		5-3	4	1	1	1	1	1	0			
Don Hoak, R OBP: 0.332, SLG: 0.395 (1.5)	1B 3B			G5-4-3 1B				F4		F7		F9	5	1	1	3	0	0	1			
Howie Goswami, R OBP: 0.333, SLG: 0.381 (1.7)	1B			K				K					3	1	1	1	2	2	0			
Don Leppert, R OBP: 0.308, SLG: 0.354 Smoky Burgess, L (5. 2) OBP: 0.405, SLG: 0.524	G5-4-3 1B							1-3		F8			2	0	0	0	0	0	1			
Bill Mazeroski, R OBP: 0.288, SLG: 0.422 (1.4)													4	0	2	0	1	0	1			
Al McBean, R (11. 1) Jack Lamabe, R (11. 1) Diomedes Olivo, L (11. 1) Bob Nieman, R (11. 1) Roy Face, R (11. 1) Johnny Logan, R (11. PH) Jim Marshall, L (11. PH) OBP: 0.345, SLG: 0.442													1	0	0	0	0	0	1			
Inning Stats	R: 4 E: 0 K: 0 S: 6	H: 4 LOB: 0 BB: 1 P: 10	R: 0 E: 0 K: 1 S: 5	H: 0 LOB: 0 BB: 0 P: 5	R: 2 E: 1 K: 1 S: 7	H: 3 LOB: 0 BB: 0 P: 7	R: 0 E: 0 K: 1 S: 5	H: 1 LOB: 1 BB: 0 P: 5	R: 0 E: 0 K: 2 S: 8	H: 0 LOB: 0 BB: 0 P: 5	R: 0 E: 0 K: 0 S: 3	H: 0 LOB: 1 BB: 0 P: 7	R: 0 E: 0 K: 1 S: 5	H: 0 LOB: 0 BB: 0 P: 3	R: 0 E: 0 K: 1 S: 5	H: 0 LOB: 0 BB: 0 P: 5	R: 1 E: 0 K: 0 S: 3	H: 2 LOB: 3 BB: 2 P: 11	1B: 10 2B: 2 3B: 1 HR: 0	SF: 0 SAC: 1 DP: 3 HBP: 0	WP: 0 PB: 0 SB: 0 CS: 0	PA: 45
PITCHER	IP ERA WLS BF H R ER SO BB IBB HBP BLK WP HR S P ERA WHIP	Billy O'Dell, L (1. 1) ERA: 3.4	Stu Miller, R (3. 1) ERA: 3.34	Don Larsen, R (10. 1) ERA: 5.1	Billy Pierce, L (11. 1) ERA: 4.14	Bobby Bolin, R (11. 1) ERA: 3.5	PITCHER	IP ERA WLS BF H R ER SO BB IBB HBP BLK WP HR S P ERA WHIP														

San Francisco Giants @ Pittsburgh Pirates
 Forbes Field, Pittsburgh, PA
 Sat Jul 21 1962, 3:33 AM EDT
 Att: 23,917 - Unknown

livebaseballscores.com

AB 40
 R 7
 H 12
 RBI 6
 BB 4
 SO 8
 LOB 9

P

Batter	1	2	3	4	5	6	7	8	9	AB	R	H	RBI	BB	SO	LOB	TOP										
Jose Pagan, R OBP: 0.319, SLG: 0.346 (1, 6)	0-0 5-3		0-0 F8		0-0 HR		0-0 F9			4	1	1	1	0	0	0	San Francisco Giants @ Pittsburgh Pirates Forbes Field, Pittsburgh, PA Sun Jul 22 1962, 3:33 AM EDT Att: 27,973 - Unknown livebaseballscorecards.com										
Harvey Kuenn, R OBP: 0.376, SLG: 0.414 (1, 7)	0-0 E5 FC5-4		0-0 4-3		0-0 FC1-4 1B		0-0 3-1			4	0	1	0	0	0	0											
Willie Mays, R OBP: 0.383, SLG: 0.607 (1, 8)	0-0 F2		0-0 HR		0-0 F8		0-0 6-3			4	1	1	1	0	0	2											
Orlando Cepeda, R OBP: 0.345, SLG: 0.513 (1, 3)	0-0 FC5-4 1-2		0-0 F9		0-0 FC1-4 2B			0-0 F6		4	1	0	0	0	0	2											
Felipe Alou, R OBP: 0.365, SLG: 0.534 (1, 9)		0-0 HR		0-0 6-3		0-0 1-H 2B		0-0 F8		4	1	2	2	0	0	0											
Jim Davenport, R OBP: 0.380, SLG: 0.507 (1, 5)		0-0 6-3		0-0 HR		0-0 F9		0-0 5-3		4	1	1	1	0	0	1											
John Orsino, R OBP: 0.385, SLG: 0.200 (1, 2)		0-0 FC6-4 1B		0-0 BB		0-0 5-3		0-3 K		3	0	1	0	1	1	0											
Ernie Bowman, R OBP: 0.190, SLG: 0.238 (1, 4)	0-3 K		0-0 F9		0-3 K		0-0 6-3			4	0	0	0	0	2	2											
Juan Marichal, R OBP: 0.262, SLG: 0.246 (1, 1)	0-0 FC6-4 1-2		0-0 3-1		0-0 4-3		0-0 F8			4	0	0	0	0	0	2											
Inning Stats	R: 0 E: 1 K: 0 S: 4	H: 0 LOB: 1 BB: 0 P: 4	R: 1 E: 0 K: 1 S: 7	H: 2 LOB: 1 BB: 0 P: 7	R: 1 E: 0 K: 0 S: 4	H: 1 LOB: 0 BB: 0 P: 4	R: 1 E: 0 K: 0 S: 4	H: 1 LOB: 1 BB: 0 P: 8	R: 2 E: 0 K: 0 S: 6	H: 3 LOB: 1 BB: 0 P: 6	R: 0 E: 0 K: 1 S: 5	H: 0 LOB: 0 BB: 0 P: 5	R: 0 E: 0 K: 0 S: 3	H: 0 LOB: 0 BB: 0 P: 3	R: 0 E: 0 K: 1 S: 5	H: 0 LOB: 0 BB: 0 P: 5		1B: 2 2B: 1 3B: 0 HR: 4	SF: 0 SAC: 0 DP: 0 HBP: 0	WP: 0 PA: 36 PB: 0 SB: 1 CS: 0							
PITCHER	IP	WLS	BF	H	R	ER	SO	BB	IBB	HBP	BLK	WP	HR	S	P	ERA	WHIP										
Harvey Haddix, L ERA: 4.43 (1, 1)	4.0	L	20	6	5	5	1	1	0	0	0	0	0	4	25	11.25	1.750										
Tom Sturdivant, R ERA: 5.14 (5, 1)	1.0		4	1	0	0	0	0	0	0	0	0	0	4	4	0.00	1.000										
Tommie Sisk, R ERA: 5.4 (6, 1)	2.0		6	0	0	0	1	0	0	0	0	0	0	8	8	0.00	0.000										
Roy Face, R ERA: 1.36 (8, 1)	2.0		6	0	0	0	1	0	0	0	0	0	0	8	8	0.00	0.000										

Batter	1	2	3	4	5	6	7	8	9	AB	R	H	RBI	BB	SO	LOB	BOTTOM										
Bill Virdon, L OBP: 0.291, SLG: 0.387 (1, 8)	0-0 F8		0-0 3B		0-3 K		0-0 F9			4	1	1	0	0	1	1	San Francisco Giants @ Pittsburgh Pirates Forbes Field, Pittsburgh, PA Sun Jul 22 1962, 3:33 AM EDT Att: 27,973 - Unknown livebaseballscorecards.com										
Dick Groat, R OBP: 0.356, SLG: 0.361 (1, 6)	0-0 1B SF8		0-0 3B		0-0 6-3			0-0 6-3		4	1	2	1	0	0	1											
Bob Skinner, L OBP: 0.415, SLG: 0.528 (1, 7)	0-0 1B		0-3 K		0-0 HR 1B			4-0 BB		3	1	2	0	1	1	1											
Dick Stuart, R OBP: 0.292, SLG: 0.421 (1, 3)	0-0 SF8		0-0 5-3		0-0 HR			0-3 K		3	1	1	3	0	1	2											
Roberto Clemente, R OBP: 0.379, SLG: 0.499 (1, 9)	0-3 K				0-0 F8			0-0 F6		4	0	0	0	0	1	2											
Smoky Burgess, L OBP: 0.398, SLG: 0.514 (1, 2)		0-0 4-3		0-0 6-3		0-0 F6		0-0 F5		4	0	0	0	0	0	0											
Don Hoak, R OBP: 0.328, SLG: 0.389 (1, 5)		0-0 6-3		0-0 6-3		0-0 F8		0-0 F3		4	0	0	0	0	0	0											
Bill Mazerowski, R OBP: 0.288, SLG: 0.420 (1, 4)		0-0 F9			0-0 SH1-3 1B			0-0 F8		4	0	1	0	0	0	0											
Harvey Haddix, L OBP: 0.298, SLG: 0.457 (5, 1)			0-0 F7							1	0	0	0	0	0	0											
Tom Sturdivant, L OBP: 0.071, SLG: 0.071 (5, 1)										0	0	0	0	0	0	0											
Howie Jones, R OBP: 0.333, SLG: 0.383 (6, 1)										0	0	0	0	0	0	0											
Tommie Sisk, R OBP: 0.333, SLG: 0.383 (6, 1)										0	0	0	0	0	0	0											
Johnny Logan, R OBP: 0.292, SLG: 0.413 (7, 1)										1	0	0	0	0	0	0											
Roy Face, R (8, 1)										0	0	0	0	0	0	0											
Inning Stats	R: 1 E: 0 K: 1 S: 7	H: 2 LOB: 0 BB: 0 P: 7	R: 0 E: 0 K: 0 S: 3	H: 0 LOB: 0 BB: 0 P: 3	R: 1 E: 0 K: 1 S: 7	H: 2 LOB: 1 BB: 0 P: 7	R: 0 E: 0 K: 0 S: 3	H: 0 LOB: 0 BB: 0 P: 3	R: 0 E: 0 K: 1 S: 6	H: 1 LOB: 1 BB: 0 P: 6	R: 2 E: 0 K: 0 S: 5	H: 2 LOB: 0 BB: 0 P: 5	R: 0 E: 0 K: 0 S: 3	H: 0 LOB: 0 BB: 0 P: 3	R: 0 E: 0 K: 1 S: 5	H: 0 LOB: 1 BB: 1 P: 9	R: 0 E: 0 K: 0 S: 3	H: 0 LOB: 0 BB: 0 P: 3	1B: 4 2B: 0 3B: 2 HR: 1	SF: 1 SAC: 1 DP: 0 HBP: 0	WP: 0 PA: 35 PB: 0 SB: 1 CS: 0						
PITCHER	IP	WLS	BF	H	R	ER	SO	BB	IBB	HBP	BLK	WP	HR	S	P	ERA	WHIP										
Juan Marichal, R ERA: 3.28 (1, 1)	9.0	W	35	7	4	4	4	1	0	0	0	0	1	42	46	4.00	0.889										



Batter	1	2	3	4	5	6	7	8	9	AB	R	H	RBI	BB	SO	LOB	TOP			
Harvey Kuenn, R OBP: 0.373, SLG: 0.418 (1, 7)										5	1	1	0	0	0	1	San Francisco Giants @ Houston Colt 45's Colt Stadium, Houston, TX Mon Jul 23 1962, 8:05 PM EDT Att: 12,096 - Cloudy - 84 F			
Jim Davenport, R OBP: 0.376, SLG: 0.506 (1, 5)										5	1	1	0	0	0	3				
Willie Mays, R OBP: 0.383, SLG: 0.614 (1, 8)										5	2	2	2	0	1	2				
Orlando Cepeda, R OBP: 0.348, SLG: 0.519 (1, 3)										5	1	3	2	0	1	1				
Felipe Alou, R OBP: 0.364, SLG: 0.529 (1, 9)										3	0	0	0	0	0	2				
John Orsino, R OBP: 0.353, SLG: 0.286 (1, 2)										4	0	1	0	0	1	2				
Jose Pagan, R OBP: 0.318, SLG: 0.344 (1, 6)										4	0	1	0	0	0	1				
Ernie Bowman, R OBP: 0.240, SLG: 0.250 (1, 4)										3	0	1	0	1	1	2				
Bobby Bolin, R OBP: 0.250, SLG: 0.263 (1, 1)										4	0	0	0	0	3	4				
Inning Stats	R: 1 E: 0 K: 0 S: 5	H: 2 LOB: 1 BB: 0 P: 5	R: 0 E: 0 K: 1 S: 6	H: 1 LOB: 1 BB: 0 P: 6	R: 3 E: 2 K: 0 S: 7	H: 2 LOB: 1 BB: 0 P: 7	R: 0 E: 0 K: 1 S: 5	H: 0 LOB: 1 BB: 1 P: 9	R: 0 E: 1 K: 1 S: 5	H: 0 LOB: 2 BB: 0 P: 6	R: 0 E: 0 K: 1 S: 4	H: 1 LOB: 0 BB: 0 P: 4	R: 0 E: 0 K: 1 S: 7	H: 2 LOB: 2 BB: 0 P: 7	R: 0 E: 0 K: 2 S: 8	H: 1 LOB: 1 BB: 0 P: 8	1B: 3 2B: 5 3B: 1 HR: 1	SF: 0 SAC: 0 DP: 0 HBP: 1	WP: 0 PB: 0 SB: 0 CS: 0	PA: 40
PITCHER	IP WLS BF H R ER SO BB IBB HBP BLK WP HR S P ERA WHIP																			
Hal Woodeshick, L ERA: 3.65 (1, 1)	3.0 L 16 5 4 2 1 0 0 0 0 0 0 0 18 18 6.00 1.667																			
Russ Kemmerer, R ERA: 4.13 (4, 1)	4.0 15 2 1 1 3 1 0 1 0 0 1 19 24 2.25 0.750																			
Jim Umbricht, R ERA: 3.43 (8, 1)	2.0 9 3 0 0 3 0 0 0 0 0 0 0 15 15 0.00 1.500																			

Batter	1	2	3	4	5	6	7	8	9	AB	R	H	RBI	BB	SO	LOB	BOTTOM					
Joey Amalfitano, R OBP: 0.299, SLG: 0.286 (1, 4)										3	1	1	0	1	0	1	San Francisco Giants @ Houston Colt 45's Colt Stadium, Houston, TX Mon Jul 23 1962, 8:05 PM EDT Att: 12,096 - Cloudy - 84 F					
Al Spangler, L OBP: 0.369, SLG: 0.385 (1, 7)										4	0	2	0	0	2	1						
Roman Mejias, R OBP: 0.340, SLG: 0.511 (1, 9)										3	0	1	0	0	0	0						
Norm Larker, L OBP: 0.349, SLG: 0.379 (1, 3)										4	0	0	0	0	0	5						
Bob Aspromonte, R OBP: 0.370, SLG: 0.427 (1, 5)										4	0	2	0	0	0	4						
Carl Warwick, R OBP: 0.294, SLG: 0.393 (1, 8)										4	0	0	0	0	0	6						
Hal Smith, R OBP: 0.276, SLG: 0.378 (1, 2)										4	0	0	0	0	1	2						
Bob Lillis, R OBP: 0.255, SLG: 0.234 (1, 6)										3	0	0	0	0	0	1						
Billy Goodman, L OBP: 0.309, SLG: 0.304 (9, PH)										1	0	0	0	0	0	0						
Hal Woodeshick, R OBP: 0.111, SLG: 0.077 (3, PH)										0	0	0	0	0	0	0						
J C Hartman, R (3, PH)										1	0	0	0	0	0	0						
Russ Kemmerer, R OBP: 0.267, SLG: 0.300 (4, 1)										1	0	0	0	0	1	0						
Jim Pendleton, R OBP: 0.267, SLG: 0.300 (7, PH)										0	1	0	0	0	0	0						
Jim Umbricht, R OBP: 0.298, SLG: 0.416 (8, 1)										0	0	0	0	0	0	0						
Pidge Browne, L OBP: 0.304, SLG: 0.327 (9, PH)										1	0	0	0	0	1	0						
Inning Stats	R: 0 E: 1 K: 1 S: 5	H: 0 LOB: 1 BB: 1 P: 9	R: 0 E: 0 K: 0 S: 4	H: 1 LOB: 1 BB: 0 P: 4	R: 1 E: 1 K: 1 S: 6	H: 1 LOB: 0 BB: 0 P: 6	R: 0 E: 0 K: 0 S: 4	H: 1 LOB: 1 BB: 0 P: 4	R: 0 E: 0 K: 1 S: 5	H: 0 LOB: 0 BB: 0 P: 5	R: 0 E: 0 K: 0 S: 4	H: 1 LOB: 2 BB: 0 P: 5	R: 0 E: 0 K: 1 S: 6	H: 1 LOB: 1 BB: 0 P: 6	R: 0 E: 0 K: 1 S: 5	H: 2 LOB: 2 BB: 0 P: 5	R: 0 E: 0 K: 1 S: 5	H: 0 LOB: 0 BB: 0 P: 5	1B: 6 2B: 1 3B: 1 HR: 0	SF: 0 SAC: 0 DP: 1 HBP: 1	WP: 0 PB: 0 SB: 0 CS: 0	PA: 36
PITCHER	IP WLS BF H R ER SO BB IBB HBP BLK WP HR S P ERA WHIP																					
Bobby Bolin, R ERA: 3.0 (1, 1)	9.0 W 36 7 1 0 5 1 0 1 0 0 0 0 44 49 0.00 0.889																					

Batter	1	2	3	4	5	6	7	8	9	AB	R	H	RBI	BB	SO	LOB	TOP					
Chuck Hiller, L (1,4) OBP: 0.336, SLG: 0.325	F6		4-3														5 0 3 0 0 0 0					
Jim Davenport, R (1,5) OBP: 0.377, SLG: 0.501	K		F5														3 0 0 0 1 1 1					
Willie Mays, R (1,8) OBP: 0.385, SLG: 0.628	HR																4 3 2 2 0 1 4					
Willie McCovey, L (1,7) OBP: 0.366, SLG: 0.586	E8																5 0 1 0 0 1 2					
Manny Mota, R (9,7) OBP: 0.256, SLG: 0.192																	0 0 0 0 0 0 0					
Orlando Cepeda, R (1,3) OBP: 0.350, SLG: 0.519	4-3																4 0 2 0 0 0 1					
Felipe Alou, R (1,9) OBP: 0.363, SLG: 0.527		F3															3 0 1 1 0 0 1					
Tom Haller, L (1,2) OBP: 0.414, SLG: 0.507		K															3 0 0 0 1 2 1					
Jose Pagan, R (1,6) OBP: 0.320, SLG: 0.344		4-3															3 0 1 0 1 0 0					
Jack Sanford, R (1,1) OBP: 0.200, SLG: 0.196																	3 0 0 0 0 2 1					
Don Larsen, R (7,1) OBP: 0.227, SLG: 0.318			K														1 0 0 0 0 0 3					
Inning Stats	R: 1 E: 1 K: 1 S: 7	H: 1 LOB: 1 BB: 0 P: 7	R: 0 E: 0 K: 1 S: 5	H: 0 LOB: 0 BB: 0 P: 5	R: 0 E: 0 K: 1 S: 5	H: 0 LOB: 0 BB: 0 P: 5	R: 1 E: 0 K: 1 S: 7	H: 2 LOB: 1 BB: 0 P: 7	R: 0 E: 0 K: 0 S: 4	H: 2 LOB: 1 BB: 0 P: 4	R: 1 E: 0 K: 0 S: 3	H: 1 LOB: 3 BB: 0 P: 4	R: 0 E: 0 K: 2 S: 9	H: 1 LOB: 3 BB: 1 P: 13	R: 0 E: 0 K: 0 S: 4	H: 2 LOB: 2 BB: 2 P: 12	R: 0 E: 0 K: 1 S: 6	H: 1 LOB: 1 BB: 0 P: 6	1B: 7 2B: 1 3B: 0 HR: 2	SF: 1 SAC: 1 DP: 1 HBP: 1	WP: 1 PB: 0 SB: 0 CS: 1	PA: 41
PITCHER	IP WLS BF H R ER SO BB IBB HBP BLK WP HR S P ERA WHIP																					
Turk Farrell, R (1,1) ERA: 2.9	7.0 L 30 7 3 3 6 1 0 1 0 1 2 40 45 3.86 1.143																					
Don McMahon, R (8,1) ERA: 1.46	2.0 10 3 0 0 1 2 0 0 0 0 0 10 18 0.00 2.500																					

San Francisco Giants @ Houston Colt 45's
Colt Stadium, Houston, TX
Tue Jul 24 1962, 8:05 PM EDT
Att: 11,289 - Unknown - 90 F

livebaseballscorecards.com

AB 34
R 3
H 10
RBI 3
BB 3
SO 7
LOB 14

Batter	1	2	3	4	5	6	7	8	9	AB	R	H	RBI	BB	SO	LOB	BOTTOM					
Joey Amalfitano, R (1,4) OBP: 0.301, SLG: 0.287																	3 0 1 0 1 1 2					
Don McMahon, R (8,1) OBP: 0.167, SLG: 0.167																	0 0 0 0 0 0 0					
Al Spangler, L (1,8) OBP: 0.364, SLG: 0.380	1B																4 0 0 0 0 0 3					
Norm Larker, L (1,3) OBP: 0.346, SLG: 0.374	F9																4 0 0 0 0 2 2					
Bob Cerv, R (1,7) OBP: 0.261, SLG: 0.357	F8																4 0 0 0 0 2 2					
Bob Cerv, R (1,7) OBP: 0.261, SLG: 0.357	K																4 0 0 0 0 2 2					
Bob Aspromonte, R (1,5) OBP: 0.365, SLG: 0.421																	4 0 0 0 0 0 0					
Jim Pendleton, R (1,9) OBP: 0.281, SLG: 0.408	F4																4 0 0 0 0 2 0					
Hal Smith, R (1,2) OBP: 0.280, SLG: 0.378	K																3 1 1 0 1 0 0					
Bob Lillis, R (1,6) OBP: 0.256, SLG: 0.235	1B																3 0 1 0 0 0 1					
Turk Farrell, R (1,1) ERA: 3.43																	2 0 1 0 0 1 2					
Billy Goodman, L (7,PH) OBP: 0.315, SLG: 0.310	K																1 0 1 1 0 0 0					
Inning Stats	R: 0 E: 0 K: 1 S: 6	H: 1 LOB: 1 BB: 0 P: 6	R: 0 E: 0 K: 2 S: 8	H: 1 LOB: 2 BB: 1 P: 12	R: 0 E: 0 K: 1 S: 5	H: 0 LOB: 1 BB: 1 P: 9	R: 0 E: 0 K: 0 S: 3	H: 0 LOB: 0 BB: 0 P: 3	R: 0 E: 0 K: 0 S: 4	H: 1 LOB: 1 BB: 0 P: 4	R: 0 E: 0 K: 0 S: 3	H: 0 LOB: 0 BB: 0 P: 3	R: 1 E: 0 K: 1 S: 7	H: 2 LOB: 1 BB: 0 P: 7	R: 0 E: 0 K: 2 S: 7	H: 0 LOB: 0 BB: 0 P: 7	R: 0 E: 0 K: 1 S: 5	H: 0 LOB: 0 BB: 0 P: 5	1B: 5 2B: 0 3B: 0 HR: 0	SF: 0 SAC: 0 DP: 0 HBP: 0	WP: 0 PB: 0 SB: 0 CS: 0	PA: 34
PITCHER	IP WLS BF H R ER SO BB IBB HBP BLK WP HR S P ERA WHIP																					
Jack Sanford, R (1,1) ERA: 3.43	6.2 27 5 1 1 4 2 0 0 0 0 0 33 41 1.35 1.050																					
Don Larsen, R (7,1) ERA: 4.91	2.1 7 0 0 0 4 0 0 0 0 0 0 15 15 0.00 0.000																					

San Francisco Giants @ Houston Colt 45's
Colt Stadium, Houston, TX
Tue Jul 24 1962, 8:05 PM EDT
Att: 11,289 - Unknown - 90 F

livebaseballscorecards.com

AB 32
R 1
H 5
RBI 1
BB 2
SO 8
LOB 12

Batter	1	2	3	4	5	6	7	8	9	AB	R	H	RBI	BB	SO	LOB	TOP					
Harvey Kuenn, R OBP: 0.375, SLG: 0.419 (1, 7)	1-1 1-6-3		0-1 FC5-4			2-1 1B		0-1 1B		4	0	2	0	0	0	1	<p>San Francisco Giants @ Los Angeles Dodgers Dodger Stadium, Los Angeles, CA</p> <p>Fri Jul 27 1962, 7:05 PM PDT Att: 54,095 - Unknown</p> <p>livebaseballscores.com</p>					
Jim Davenport, R OBP: 0.371, SLG: 0.500 (1, 5)	0-0 F9			1-2 L6		1-0 F7		2-2 G5-4-3 1B		4	0	0	0	0	0	2						
Willie Mays, R OBP: 0.383, SLG: 0.621 (1, 8)	0-0 L9			0-1 F8		0-0 F9		0-1 6-3		4	0	0	0	0	0	1						
Orlando Cepeda, R OBP: 0.346, SLG: 0.510 (1, 3)		1-3 K		1-1 F2			4-2 F8 E 1B BB		0-3 K	3	1	0	0	1	2	0						
Felipe Alou, R OBP: 0.363, SLG: 0.528 (1, 9)		2-3 K			0-0 E5 FC6-5		1-2 E4 1B		4-1 G4-6-3 BB	3	0	0	0	1	1	1						
Jose Pagan, R OBP: 0.316, SLG: 0.340 (1, 6)		2-3 K			0-1 FC6-5		0-0 F8		1-2 G4-6-3 BB	4	0	0	0	0	1	4						
Chuck Hillier, L OBP: 0.336, SLG: 0.324 Bob Nieman, R OBP: 0.304, SLG: 0.381 Ernie Bowman, R OBP: 0.240, SLG: 0.250 (7, PH) (7, PR) (7, 4)			0-0 FC5-4 1B		0-1 F7		2-0 1B 3-H			2	0	1	0	0	0	1						
Tom Haller, L OBP: 0.409, SLG: 0.497 (1, 2)			1-1 L9		3-2 L3		1-2 1B 2-H			3	0	1	0	0	0	2						
Juan Marichal, R OBP: 0.254, SLG: 0.237 John Orsino, R OBP: 0.333, SLG: 0.267 Stu Miller, R OBP: 0.214, SLG: 0.154 Billy Pierce, L OBP: 0.385, SLG: 0.304 (7, PH) (7, 1) (7, 1) (8, 1)			1-3 K		0-1 G3		2-3 K			2	0	0	0	0	1	1						
										1	0	0	0	0	1	2						
										0	0	0	0	0	0	0						
										0	0	0	0	0	0	0						
Inning Stats	R: 0 E: 0 K: 0 S: 4	H: 0 LOB: 0 BB: 0 P: 5	R: 0 E: 0 K: 3 S: 11	H: 0 LOB: 0 BB: 0 P: 16	R: 0 E: 0 K: 1 S: 11	H: 1 LOB: 1 BB: 0 P: 13	R: 0 E: 0 K: 0 S: 7	H: 0 LOB: 0 BB: 0 P: 9	R: 0 E: 1 K: 0 S: 8	H: 0 LOB: 1 BB: 0 P: 11	R: 0 E: 0 K: 0 S: 6	H: 1 LOB: 1 BB: 0 P: 9	R: 1 E: 1 K: 1 S: 16	H: 2 LOB: 2 BB: 1 P: 26	R: 0 E: 0 K: 0 S: 7	H: 1 LOB: 0 BB: 1 P: 9	R: 0 E: 0 K: 1 S: 7	H: 0 LOB: 0 BB: 1 P: 12	1B: 5 2B: 0 3B: 0 HR: 0	SF: 0 SAC: 0 DP: 2 HBP: 0	WP: 0 PB: 0 SB: 0 CS: 0	PA: 33
PITCHER Johnny Podres, L ERA: 4.0 (1, 1)	IP 9.0	WLS W	BF 33	H 5	R 1	ER 0	SO 6	BB 2	IBB 0	HBP 0	BLK 0	WP 0	HR 0	S 77	P 110	ERA 0.00	WHIP 0.778					

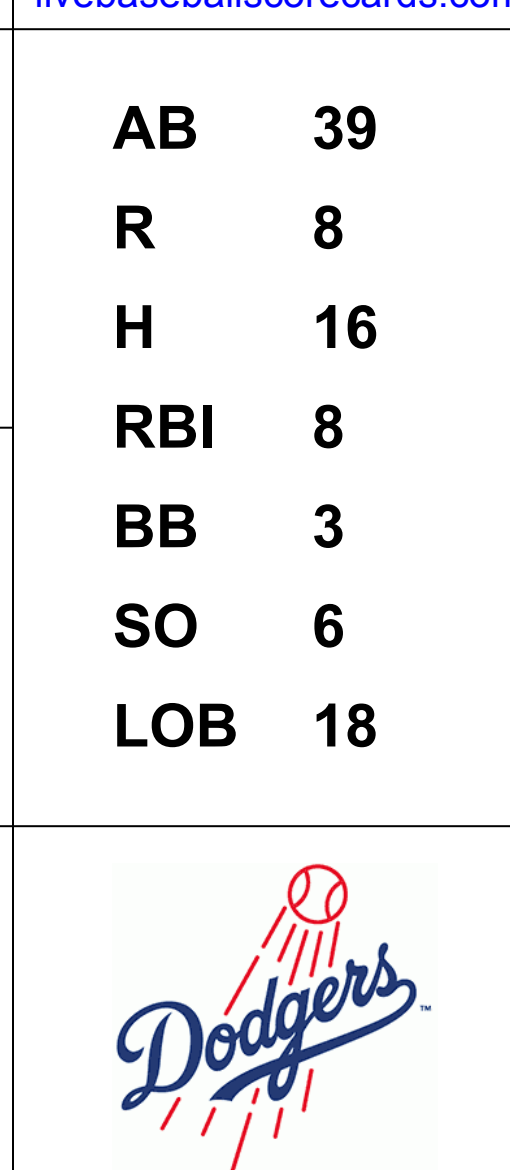
Batter	1	2	3	4	5	6	7	8	9	AB	R	H	RBI	BB	SO	LOB	BOTTOM				
Maury Wills, S OBP: 0.330, SLG: 0.377 (1, 6)	1-1 F8		3-2 4-3		2-1 FC6-2			1-1 FC4-6 1B		4	0	1	0	0	0	2	<p>San Francisco Giants @ Los Angeles Dodgers Dodger Stadium, Los Angeles, CA</p> <p>Fri Jul 27 1962, 7:05 PM PDT Att: 54,095 - Unknown</p> <p>livebaseballscores.com</p>				
Jim Gilliam, S OBP: 0.378, SLG: 0.365 (1, 5)	3-3 K		1-1 L3 1B		0-0 F7		4-1 FC4-6 BB			3	0	1	0	1	1	2					
Willie Davis, L OBP: 0.345, SLG: 0.492 (1, 8)	1-0 F6		2-2 L3			0-1 CS 1B		1-2 FC4-6 S		4	0	1	0	0	0	3					
Tommy Davis, R OBP: 0.378, SLG: 0.530 (1, 7)		0-1 HR 1B		0-0 5-3		1-1 F8		4-1 BB		3	1	1	0	1	0	1					
Ron Fairly, L OBP: 0.403, SLG: 0.484 (1, 3)		1-2 HR 1B		2-0 6-3		2-2 F8		2-2 F5		4	1	1	0	0	0	4					
Frank Howard, R OBP: 0.366, SLG: 0.593 (1, 9)		1-1 HR		0-2 5-3			0-0 6-3			3	1	1	3	0	0	0					
John Roseboro, L OBP: 0.357, SLG: 0.408 (1, 2)		0-2 5-3			0-0 E3 1B FC6-2		0-0 L9			3	0	0	0	0	0	0					
Larry Burright, R OBP: 0.265, SLG: 0.342 (1, 4)		1-1 6-3			0-1 FC6-2 1B		0-1 6-3			3	0	1	0	0	0	0					
Johnny Podres, L OBP: 0.185, SLG: 0.192 (1, 1)		0-2 F7			3-3 K		2-1 1-3			3	0	0	0	0	1	2					
										3	0	0	0	0	1	2					
Inning Stats	R: 0 E: 0 K: 1 S: 6	H: 0 LOB: 0 BB: 0 P: 11	R: 3 E: 0 K: 0 S: 16	H: 3 LOB: 0 BB: 0 P: 19	R: 0 E: 0 K: 0 S: 11	H: 1 LOB: 0 BB: 0 P: 17	R: 0 E: 0 K: 0 S: 5	H: 0 LOB: 0 BB: 0 P: 7	R: 0 E: 1 K: 1 S: 11	H: 1 LOB: 2 BB: 0 P: 16	R: 0 E: 0 K: 0 S: 7	H: 1 LOB: 0 BB: 0 P: 10	R: 0 E: 0 K: 0 S: 4	H: 0 LOB: 0 BB: 0 P: 4	R: 0 E: 0 K: 0 S: 12	H: 1 LOB: 3 BB: 2 P: 26	1B: 6 2B: 1 3B: 0 HR: 1	SF: 0 SAC: 0 DP: 1 HBP: 0	WP: 0 PB: 0 SB: 2 CS: 1	PA: 32	
PITCHER Juan Marichal, R ERA: 3.32 Stu Miller, R ERA: 3.3 Billy Pierce, L ERA: 4.12	IP 6.0	WLS L	BF 23	H 6	R 3	ER 3	SO 2	BB 6	IBB 3	HBP 0	BLK 0	WP 0	HR 1	S 56	P 80	ERA 4.50	WHIP 1.000				

Batter	1	2	3	4	5	6	7	8	9	AB	R	H	RBI	BB	SO	LOB	TOP					
Chuck Hiller, L (1, 4) OBP: 0.334, SLG: 0.325										5	1	1	0	0	0	3	San Francisco Giants @ Los Angeles Dodgers Dodger Stadium, Los Angeles, CA Sat Jul 28 1962, 3:33 AM PDT Att: 49,228 - Unknown					
Jim Davenport, R (1, 5) OBP: 0.371, SLG: 0.497										4	1	1	0	1	1	2						
Willie Mays, R (1, 8) OBP: 0.381, SLG: 0.616										5	0	1	0	0	0	2						
Willie McCovey, L (1, 7) Harvey Kuenn, R (6, 7) OBP: 0.363, SLG: 0.585 OBP: 0.379, SLG: 0.421										3	1	1	1	0	0	2						
Orlando Cepeda, R (1, 3) OBP: 0.349, SLG: 0.511										5	0	3	1	0	0	2						
Felipe Alou, R (1, 9) OBP: 0.361, SLG: 0.526										5	0	1	1	0	1	4						
Tom Haller, L (1, 2) Bob Nieman, R (9, PH) OBP: 0.292, SLG: 0.364										3	1	1	1	1	1	2						
Jose Pagan, R (1, 6) OBP: 0.316, SLG: 0.337										3	1	0	0	1	0	1						
Jack Sanford, R (1, 1) Bobby Bolin, R (4, 1) Jim Duffalo, R (5, 1) Matty Alou, L (6, PH) Bob Garibaldi, L (6, 1) Manny Mota, R (6, PH) Stu Miller, R (8, 1) OBP: 0.226, SLG: 0.241 OBP: 0.297, SLG: 0.283 OBP: 0.323, SLG: 0.311 OBP: 0.265, SLG: 0.189 OBP: 0.244, SLG: 0.154										2	0	2	1	0	0	0						
Inning Stats	R: 2 E: 1 K: 1 S: 19	H: 3 LOB: 2 BB: 0 P: 28	R: 0 E: 0 K: 0 S: 10	H: 1 LOB: 1 BB: 0 P: 14	R: 0 E: 0 K: 0 S: 6	H: 0 LOB: 0 BB: 0 P: 11	R: 1 E: 0 K: 0 S: 11	H: 1 LOB: 1 BB: 1 P: 19	R: 1 E: 0 K: 1 S: 16	H: 2 LOB: 1 BB: 1 P: 27	R: 0 E: 0 K: 0 S: 12	H: 0 LOB: 1 BB: 1 P: 18	R: 0 E: 1 K: 1 S: 10	H: 1 LOB: 2 BB: 0 P: 12	R: 1 E: 0 K: 0 S: 7	H: 1 LOB: 0 BB: 0 P: 10		R: 1 E: 0 K: 0 S: 12	H: 3 LOB: 2 BB: 1 P: 17	1B: 7 2B: 4 3B: 0 HR: 1	SF: 0 SAC: 0 DP: 1 HBP: 0	WP: 1 PB: 0 SB: 0 CS: 0
PITCHER	IP WLS BF H R ER SO BB IBB HBP BLK WP HR S P ERA WHIP																					
Stan Williams, R (1, 1) ERA: 4.8	4.2	23	7	4	3	1	2	0	0	0	0	0	0	0	57	91	5.79	1.929				
Ed Roebuck, R (5, 1) ERA: 3.49	4.0	W	19	5	2	2	2	0	0	0	1	1	45	64	4.50	1.750						
Ron Perranoski, L (9, 1) ERA: 2.14	0.1	S	1	0	0	0	0	0	0	0	0	0	1	1	0.00	0.000						

AB	39
R	6
H	12
RBI	5
BB	4
SO	3
LOB	21



Batter	1	2	3	4	5	6	7	8	9	AB	R	H	RBI	BB	SO	LOB	BOTTOM					
Maury Wills, S (1, 6) OBP: 0.326, SLG: 0.373										5	0	0	0	0	2	6	San Francisco Giants @ Los Angeles Dodgers Dodger Stadium, Los Angeles, CA Sat Jul 28 1962, 3:33 AM PDT Att: 49,228 - Unknown					
Jim Gilliam, S (1, 5) OBP: 0.378, SLG: 0.366										5	0	2	0	0	1	0						
Willie Davis, L (1, 8) OBP: 0.346, SLG: 0.493										5	2	2	0	0	1	3						
Tommy Davis, R (1, 7) OBP: 0.380, SLG: 0.538										5	2	3	2	0	0	2						
Ron Fairly, L (1, 3) OBP: 0.406, SLG: 0.484										4	2	2	0	1	0	1						
Frank Howard, R (1, 9) OBP: 0.370, SLG: 0.605										5	1	3	4	0	0	1						
John Roseboro, L (1, 2) OBP: 0.359, SLG: 0.407										3	1	1	1	1	0	2						
Larry Burright, R (1, 4) Wally Moon, L (4, PH) Daryl Spencer, R (5, 5) OBP: 0.264, SLG: 0.341 OBP: 0.265, SLG: 0.368 OBP: 0.394, SLG: 0.377										1	0	0	0	0	0	0						
Stan Williams, R (1, 1) Ed Roebuck, R (5, 1) Ron Perranoski, L (9, 1) OBP: 0.150, SLG: 0.263 OBP: 0.333, SLG: 0.333 ERA: 3.25										2	0	1	0	0	1	0						
Inning Stats	R: 0 E: 0 K: 0 S: 8	H: 1 LOB: 1 BB: 0 P: 9	R: 0 E: 0 K: 0 S: 5	H: 0 LOB: 0 BB: 0 P: 7	R: 0 E: 0 K: 2 S: 7	H: 0 LOB: 0 BB: 0 P: 11	R: 3 E: 0 K: 1 S: 25	H: 6 LOB: 3 BB: 0 P: 38	R: 4 E: 0 K: 1 S: 20	H: 4 LOB: 2 BB: 2 P: 41	R: 1 E: 0 K: 0 S: 16	H: 2 LOB: 2 BB: 1 P: 26	R: 0 E: 0 K: 1 S: 10	H: 2 LOB: 0 BB: 0 P: 13	R: 0 E: 0 K: 0 S: 5	H: 1 LOB: 0 BB: 0 P: 8		R: 0 E: 0 K: 0 S: 12	H: 3 LOB: 2 BB: 1 P: 17	1B: 13 2B: 1 3B: 0 HR: 2	SF: 0 SAC: 0 DP: 0 HBP: 0	WP: 0 PB: 0 SB: 2 CS: 1
PITCHER	IP WLS BF H R ER SO BB IBB HBP BLK WP HR S P ERA WHIP																					
Jack Sanford, R (1, 1) ERA: 3.53	3.1	L	16	6	3	3	2	1	1	0	0	0	0	2	24	45	27.00	3.750				
Bobby Bolin, R (4, 1) ERA: 3.5	1.1	L	10	4	4	4	2	1	1	0	0	0	0	7	12	0.00	3.000					
Jim Duffalo, R (5, 1) ERA: 3.56	0.1		2	1	0	0	0	0	0	0	0	0	0	0	26	39	4.50	2.500				
Bob Garibaldi, R (6, 1) ERA: 4.15	2.0		11	4	1	1	2	1	0	0	0	0	0	0	5	8	0.00	1.000				
Stu Miller, R (8, 1) ERA: 3.25	1.0		3	1	0	0	0	0	0	0	0	0	0	0	5	8	0.00	1.000				



Batter	1	2	3	4	5	6	7	8	9	AB	R	H	RBI	BB	SO	LOB	TOP					
Harvey Kuenn, R OBP: 0.374, SLG: 0.415	2-0 4-3		2-2 F8			2-1 F8		1-2 F3		4	0	0	0	0	0	0	San Francisco Giants @ Los Angeles Dodgers Dodger Stadium, Los Angeles, CA Sun Jul 29 1962, 3:33 AM PDT Att: 53,792 - Unknown livebaseballscorecards.com					
Chuck Hiller, L OBP: 0.333, SLG: 0.324	2-2 F5			0-0 G6-4-3 1B		0-0 F8			0-0 F8	4	0	1	0	0	0	0						
Willie Mays, R OBP: 0.380, SLG: 0.619	2-2 1-3			1-1 G6-4-3 1-2f			1-1 HR		2-1 E4	4	1	1	1	0	0	1						
Orlando Cepeda, R OBP: 0.352, SLG: 0.513		0-2 1B		3-2 1B			0-2 1B		1-2 6-3	4	0	3	0	0	0	1						
Tom Haller, L OBP: 0.402, SLG: 0.500	1-2 F8			3-3 K			2-2 F4		1-1 3-1	4	0	0	0	0	1	4						
Felipe Alou, R OBP: 0.359, SLG: 0.524					1-3 K		0-1 G6-3 1B			2	0	0	0	0	2	1						
Mike McCormick, L OBP: 0.200, SLG: 0.261										0	0	0	0	0	0	0						
Ed Bailey, L OBP: 0.345, SLG: 0.497										1	0	1	0	0	0	0						
Stu Miller, R OBP: 0.214, SLG: 0.154										0	0	0	0	0	0	0						
Jim Davenport, R OBP: 0.366, SLG: 0.493					2-1 F8		2-1 G6-3 1-2f			3	0	0	0	0	1	3						
Jose Pagan, R OBP: 0.313, SLG: 0.334			0-0 F8		0-0 F8			0-3 K		3	0	0	0	0	1	0						
Billy O'Dell, S OBP: 0.241, SLG: 0.154			1-2 F8			0-1 4-3		0-2 6-3		0	0	0	0	0	0	0						
Don Larsen, R OBP: 0.227, SLG: 0.318										0	0	0	0	0	0	0						
Billy Pierce, L OBP: 0.370, SLG: 0.292										1	0	0	0	0	0	0						
Matty Alou, L OBP: 0.317, SLG: 0.304										2	0	0	0	0	0	0						
Inning Stats	R: 0 E: 0 K: 0 S: 7	H: 0 LOB: 0 BB: 0 P: 13	R: 0 E: 0 K: 2 S: 14	H: 1 LOB: 1 BB: 0 P: 18	R: 0 E: 0 K: 0 S: 8	H: 0 LOB: 0 BB: 0 P: 11	R: 0 E: 0 K: 1 S: 12	H: 2 LOB: 1 BB: 0 P: 19	R: 0 E: 0 K: 1 S: 6	H: 0 LOB: 0 BB: 0 P: 9	R: 0 E: 0 K: 0 S: 5	H: 0 LOB: 0 BB: 0 P: 7	R: 1 E: 0 K: 0 S: 12	H: 3 LOB: 1 BB: 0 P: 17	R: 0 E: 0 K: 1 S: 11	H: 0 LOB: 0 BB: 0 P: 12	R: 0 E: 1 K: 0 S: 8	H: 0 LOB: 1 BB: 0 P: 12	1B: 5 2B: 0 3B: 0 HR: 1	SF: 0 SAC: 0 DP: 2 HBP: 0	WP: 0 PB: 0 SB: 0 CS: 0	PA: 32
PITCHER Don Drysdale, R ERA: 2.8	IP: 9.0 WLS: W BF: 32 H: 6 R: 1 ER: 1 SO: 5 BB: 0 IBB: 0 HBP: 0 BLK: 0 WP: 0 HR: 1 S: 83 P: 118 ERA: 1.00 WHIP: 0.667																					

Batter	1	2	3	4	5	6	7	8	9	AB	R	H	RBI	BB	SO	LOB	BOTTOM					
Maury Wills, S OBP: 0.329, SLG: 0.375	1B		K			6-3		WP SF9 1B		5	2	3	0	0	1	0	San Francisco Giants @ Los Angeles Dodgers Dodger Stadium, Los Angeles, CA Sun Jul 29 1962, 3:33 AM PDT Att: 53,792 - Unknown livebaseballscorecards.com					
Jim Gilliam, S OBP: 0.380, SLG: 0.370	4-3			G4-6-3 1B		0-0		4-2 2B BB		4	1	2	0	1	0	3						
Willie Davis, L OBP: 0.347, SLG: 0.491	4-2 1B BB	4-0 1B S BB		G4-6-3 1-2f		2-2 F8		2-1 SF9		2	2	0	1	2	0	2						
Tommy Davis, R OBP: 0.383, SLG: 0.541	2-0 FC6-5 1B	2-1 F3		3-2 1B		1-1 4-3		1-1 1B 2B		5	1	3	1	0	0	2						
Frank Howard, R OBP: 0.377, SLG: 0.619	0-1 FC6-5 1B	2-0 FC6-5 1B		2-0 4-3		2-0		1-2 1B		5	2	4	5	0	0	1						
Ron Fairly, L OBP: 0.403, SLG: 0.479	1-2 2H 3H 2B	0-0 FC6-5-4			1-1 F7		0-2 4-3	1-1 1B		5	1	1	0	0	0	3						
John Roseboro, L OBP: 0.363, SLG: 0.406	3-2 2B	0-1 4-3			4-2 BB		4-1	0-1 F7		3	1	1	1	2	0	3						
Daryl Spencer, R OBP: 0.390, SLG: 0.381	3-2 1B 2B		2-3 K		2-1 F3		1-1 G4-3			4	1	1	2	0	1	2						
Don Drysdale, R OBP: 0.256, SLG: 0.280	3-2 1B		0-3 K		0-3 K			0-3 K		4	0	1	1	0	3	1						
Inning Stats	R: 6 E: 0 K: 0 S: 27	H: 7 LOB: 2 BB: 1 P: 44	R: 1 E: 0 K: 0 S: 6	H: 1 LOB: 1 BB: 1 P: 14	R: 0 E: 0 K: 3 S: 9	H: 0 LOB: 0 BB: 0 P: 13	R: 0 E: 0 K: 0 S: 6	H: 2 LOB: 1 BB: 0 P: 11	R: 0 E: 0 K: 1 S: 9	H: 0 LOB: 1 BB: 1 P: 16	R: 0 E: 0 K: 0 S: 8	H: 1 LOB: 1 BB: 0 P: 12	R: 1 E: 0 K: 0 S: 7	H: 1 LOB: 0 BB: 1 P: 14	R: 3 E: 0 K: 1 S: 19	H: 4 LOB: 2 BB: 1 P: 28		R: 0 E: 0 K: 1 S: 19	H: 0 LOB: 0 BB: 1 P: 28	1B: 12 2B: 3 3B: 0 HR: 1	SF: 1 SAC: 0 DP: 2 HBP: 0	WP: 1 PB: 0 SB: 2 CS: 0
PITCHER Billy O'Dell, L ERA: 3.62	IP: 0.2 WLS: L BF: 5 H: 8 R: 6 ER: 6 SO: 0 BB: 1 IBB: 0 HBP: 0 BLK: 0 WP: 0 HR: 0 S: 12 P: 23 ERA: 13.50 WHIP: 9.000																					
PITCHER Don Larsen, R ERA: 4.97	IP: 0.2 WLS: L BF: 6 H: 3 R: 1 ER: 1 SO: 0 BB: 1 IBB: 0 HBP: 0 BLK: 0 WP: 0 HR: 0 S: 12 P: 23 ERA: 0.00 WHIP: 0.750																					
PITCHER Billy Pierce, L ERA: 3.97	IP: 2.2 WLS: L BF: 9 H: 2 R: 0 ER: 0 SO: 3 BB: 0 IBB: 0 HBP: 0 BLK: 0 WP: 0 HR: 0 S: 18 P: 27 ERA: 0.00 WHIP: 1.000																					
PITCHER Mike McCormick, L ERA: 4.84	IP: 2.0 WLS: L BF: 8 H: 1 R: 0 ER: 0 SO: 1 BB: 1 IBB: 0 HBP: 0 BLK: 0 WP: 0 HR: 0 S: 17 P: 28 ERA: 0.00 WHIP: 3.500																					
PITCHER Stu Miller, R ERA: 3.65	IP: 2.0 WLS: L BF: 12 H: 5 R: 4 ER: 4 SO: 1 BB: 2 IBB: 0 HBP: 0 BLK: 0 WP: 1 HR: 1 S: 26 P: 42 ERA: 18.00 WHIP: 3.500																					

Batter	1	2	3	4	5	6	7	8	9	10	AB	R	H	RBI	BB	SO	LOB	TOP
Don Landrum, L OBP: 0.379, SLG: 0.301 (1, 8)	0-0 1-3		0-0 4-3		0-0 4-3		0-3 K		0-3 K	5	0	0	0	0	0	2	1	
Ken Hubbs, R OBP: 0.301, SLG: 0.366 (1, 4)	4-0 BB BB		0-0 1B		0-0 2B		0-0 3-1		0-0 1B	4	2	3	0	1	0	0	0	
Ron Santo, R OBP: 0.311, SLG: 0.386 (1, 5)	4-0 1-2 BB		0-0 F5		0-0 F5		0-0 1-3		0-0 F9	4	0	0	0	1	0	3		
George Altman, L OBP: 0.405, SLG: 0.520 (1, 9)	0-3 K		0-0 F5		0-0 F5		0-0 2B		0-0 HR	5	1	2	2	0	1	4		
14 Ernie Banks, R OBP: 0.306, SLG: 0.512 (1, 3)	0-0 L5		0-0 F8		0-0 1B		0-0 F9		0-0 HR	4	0	1	1	1	0	2		
Billy Williams, L OBP: 0.377, SLG: 0.510 (1, 7)		0-0 4-3		0-0 F5		0-0 F8		0-0 4-3			4	0	0	0	0	3		
Andre Rodgers, R OBP: 0.365, SLG: 0.410 (1, 6)		4-0 BB		0-3 K		0-0 F8		0-0 F4		3	0	0	0	1	1	0		
Cuno Barragan, R OBP: 0.281, SLG: 0.238 (1, 2)		0-0 F9		0-3 K		0-0 SH1-4 1B		0-0 F4		4	0	1	0	0	1	1		
Bob Buhl, R OBP: 0.163, SLG: 0.077 (10, 1)		0-3 K		0-3 K		0-0 SH1-4		0-0 6-3		3	0	0	0	0	2	1		
Inning Stats	R: 0 E: 0 K: 1 S: 5	H: 0 LOB: 2 BB: 2 P: 13	R: 0 E: 0 K: 1 S: 5	H: 0 LOB: 1 BB: 1 P: 9	R: 0 E: 0 K: 1 S: 4	H: 1 LOB: 1 BB: 0 P: 4	R: 0 E: 0 K: 2 S: 5	H: 0 LOB: 0 BB: 0 P: 5	R: 1 E: 0 K: 0 S: 5	H: 2 LOB: 1 BB: 0 P: 5	R: 0 E: 0 K: 1 S: 3	H: 0 LOB: 0 BB: 0 P: 3	R: 2 E: 0 K: 1 S: 7	H: 2 LOB: 0 BB: 0 P: 7	1B: 4 2B: 2 3B: 0 HR: 1	SF: 0 SAC: 1 DP: 0 HBP: 0	WP: 0 PA: 41	
PITCHER Billy O'Dell, L ERA: 3.57 (1, 1)	IP 10.0	WLS L	BF 41	H 7	R 3	ER 3	SO 7	BB 3	IBB 1	HBP 0	BLK 0	WP 0	HR 1	S 51	P 67	ERA 2.70	WHIP 1.000	

Chicago Cubs @ San Francisco Giants
Candlestick Park, San Francisco, CA
Wed Aug 01 1962, 6:33 AM EDT
Att: 8,930 - Unknown


AB 36
R 3
H 7
RBI 3
BB 4
SO 7
LOB 15



Batter	1	2	3	4	5	6	7	8	9	10	AB	R	H	RBI	BB	SO	LOB	BOTTOM	
Harvey Kuenn, R OBP: 0.371, SLG: 0.411 (1, 5)	0-0 5-3		0-0 F7		0-0 4-3		0-0 F8		0-0 2B	5	1	1	0	0	0	0			
Matty Alou, L OBP: 0.321, SLG: 0.320 (1, 7)	0-0 FC5-4 1B		0-0 2B		0-0 F9		0-0 6-3		0-0 F8	5	0	2	0	0	0	1			
Willie Mays, R OBP: 0.378, SLG: 0.617 (1, 8)	0-0 F8		0-3 K		0-0 6-3		0-0 5-3		0-0 2B	5	0	1	1	0	1	2			
Orlando Cepeda, R OBP: 0.353, SLG: 0.514 (1, 3)	0-0 FC5-4		0-0 5-3		0-0 BB 1B		0-0 2B		0-0 F2	5	0	2	0	0	0	3			
Felipe Alou, R OBP: 0.337, SLG: 0.516 (1, 9)		0-0 6-3		1-0 FC1-6 HBP		0-3 K		0-0 F7		4	0	0	0	0	1	3			
Tom Haller, L OBP: 0.404, SLG: 0.503 (1, 2)		0-0 4-3 1B		0-0 FC1-6 FC6-4		4-0 1-2 BB		0-3 K		3	1	1	0	1	1	1			
Chuck Hiller, L OBP: 0.330, SLG: 0.321 (1, 4)		0-0 4-3		0-0 F7		0-3 K		0-0 F8		4	0	0	0	0	1	4			
Jose Pagan, R OBP: 0.313, SLG: 0.334 (1, 6)		0-0 2-3		0-0 FC6-4		0-3 K		0-0 F4		3	0	1	1	0	1	1			
Willie McCovey, L OBP: 0.367, SLG: 0.585 (9, PH)		0-0 1B		0-0 1-2		0-0 K		0-0 BB		0	0	0	0	1	0	0			
Ernie Bowman, R OBP: 0.240, SLG: 0.250 (10, 6)		0-0 3-H		0-0 1-2		0-0 K		0-0 BB		0	0	0	0	0	0	0			
Billy O'Dell, S OBP: 0.226, SLG: 0.143 (1, 1)		0-0 F5		0-0 6-3		0-0 F6		0-0 F4		4	0	0	0	0	0	2			
Inning Stats	R: 0 E: 0 K: 4 S: 4	H: 1 LOB: 1 BB: 0 P: 4	R: 1 E: 0 K: 0 S: 5	H: 2 LOB: 1 BB: 0 P: 5	R: 0 E: 0 K: 1 S: 6	H: 1 LOB: 1 BB: 0 P: 6	R: 0 E: 0 K: 0 S: 3	H: 0 LOB: 0 BB: 0 P: 4	R: 0 E: 0 K: 2 S: 8	H: 1 LOB: 2 BB: 1 P: 12	R: 0 E: 0 K: 1 S: 5	H: 0 LOB: 0 BB: 0 P: 5	R: 0 E: 0 K: 0 S: 4	H: 1 LOB: 1 BB: 0 P: 4	R: 0 E: 0 K: 1 S: 5	H: 0 LOB: 1 BB: 1 P: 9	1B: 4 2B: 4 3B: 0 HR: 0	SF: 0 SAC: 0 DP: 0 HBP: 1	WP: 0 PA: 41
PITCHER Bob Buhl, R ERA: 4.4 (1, 1)	IP 9.1	WLS W	BF 39	H 8	R 2	ER 2	SO 5	BB 2	IBB 0	HBP 1	BLK 0	WP 0	HR 0	S 46	P 55	ERA 1.93	WHIP 1.071		
PITCHER Don Cardwell, R ERA: 5.29 (10, 1)	IP 0.2	WLS S	BF 2	H 0	R 0	ER 0	SO 0	BB 0	IBB 0	HBP 0	BLK 0	WP 0	HR 0	S 2	P 2	ERA 0.00	WHIP 0.000		

Chicago Cubs @ San Francisco Giants
Candlestick Park, San Francisco, CA
Wed Aug 01 1962, 6:33 AM EDT
Att: 8,930 - Unknown

AB 38
R 2
H 8
RBI 2
BB 2
SO 5
LOB 17



Batter	1	2	3	4	5	6	7	8	9	AB	R	H	RBI	BB	SO	LOB	TOP				
Don Landrum, L (1,8) OBP: 0.389, SLG: 0.315	0-0 6-3 1B		0-0 F7		0-0 FC6-4 1B		0-0 G3 1B			4	1	3	0	0	0	0					
Ken Hubbs, R (1,4) OBP: 0.298, SLG: 0.363	0-0 6-3		0-0 4-3		0-0 FC6-4 1-2		0-0 G3 1-2			4	0	0	0	0	0	3					
Ron Santo, R (1,5) OBP: 0.311, SLG: 0.385	0-0 2H 1B			0-0 F6		0-0 5-3		0-3 K		4	0	1	1	0	1	1					
George Altman, L (1,9) OBP: 0.404, SLG: 0.517	0-3 K			0-0 1B 1B		0-0 6-3		0-0 F9		4	0	1	0	0	1	1					
14 Ernie Banks, R (1,3) OBP: 0.304, SLG: 0.507	0-3 K			0-0 F9		0-3 K		0-0 5-3		4	0	0	0	0	2	2					
Billy Williams, L (1,7) OBP: 0.381, SLG: 0.519		0-0 G3		0-0 1-2 1B		0-0 G6-4-3 1B		0-0 HR		4	1	3	1	0	0	0					
Andre Rodgers, R (1,6) OBP: 0.354, SLG: 0.418	0-3 K			0-0 6-3		0-3 K		0-0 HR		4	1	1	1	0	2	3					
Cuno Barragan, R (1,2) OBP: 0.273, SLG: 0.230	0-0 F9			0-0 F7		0-0 G6-4-3		0-3 K		3	0	0	0	0	0	1					
Bob Will, L (9, PH) OBP: 0.529, SLG: 0.358					0-0 F7		0-0 G6-4-3			1	0	0	0	0	1	0					
Dick Ellsworth, L (1,1) OBP: 0.275, SLG: 0.143			0-3 K		0-0 1-3		0-0 F7			1	0	0	0	0	1	0					
Al Lary, R (4,1)										1	0	0	0	0	0	0					
Jim McKnight, R (8, PH) OBP: 0.269, SLG: 0.276										1	0	0	0	0	0	0					
Don Elston, R (8,1)										0	0	0	0	0	0	0					
Inning Stats	R: 1 E: 0 K: 2 S: 9	H: 2 LOB: 1 BB: 0 P: 9	R: 0 E: 0 K: 1 S: 5	H: 0 LOB: 0 BB: 0 P: 5	R: 0 E: 0 K: 1 S: 5	H: 0 LOB: 0 BB: 0 P: 5	R: 0 E: 0 K: 0 S: 5	H: 2 LOB: 2 BB: 0 P: 5	R: 0 E: 0 K: 1 S: 4	H: 1 LOB: 1 BB: 0 P: 4	R: 0 E: 0 K: 1 S: 5	H: 1 LOB: 0 BB: 0 P: 5	R: 0 E: 0 K: 1 S: 6	H: 1 LOB: 1 BB: 0 P: 6	R: 2 E: 0 K: 1 S: 7	H: 2 LOB: 0 BB: 0 P: 7	1B: 7 2B: 0 3B: 0 HR: 2	SF: 0 SAC: 0 DP: 1 HBP: 0	WP: 0 PB: 0 SB: 0 CS: 0	PA: 35	
PITCHER	IP WLS BF H R ER SO BB IBB HBP BLK WP HR S P ERA WHIP	8.2 W 34 9 3 3 7 0 0 0 0 0 2 48 48 3.12 1.038	0.1 S 1 0 0 0 1 0 0 0 0 0 0 3 3 0.00 0.000																		

Chicago Cubs @ San Francisco Giants
Candlestick Park, San Francisco, CA
Thu Aug 02 1962, 6:33 AM EDT
Att: 7,454 - Unknown

AB	35
R	3
H	9
RBI	3
BB	0
SO	8
LOB	11



Batter	1	2	3	4	5	6	7	8	9	AB	R	H	RBI	BB	SO	LOB	BOTTOM				
Jose Pagan, R (1,6) OBP: 0.318, SLG: 0.335	0-0 5-3		0-0 2B 1B	4-0 1-2 BB			4-0 S 6-3 BB			2	1	1	0	2	0	0					
Felipe Alou, R (1,9) OBP: 0.356, SLG: 0.518	0-3 K		0-0 1H 1B 2B	0-0 F7			0-0 6-3 1-2			4	1	1	1	0	1	3					
Willie Mays, R (1,8) OBP: 0.375, SLG: 0.611	0-0 F5		0-0 P3		0-0 F7		0-0 F3			4	0	0	0	0	0	2					
Orlando Cepeda, R (1,3) OBP: 0.356, SLG: 0.516		0-0 1B 1B	0-0 S 1B 2H		0-3 K		4-0 BB BB			3	1	2	1	1	1	0					
John Orsino, R (1,2) OBP: 0.333, SLG: 0.278		0-0 1B FC3-2 1B	0-0 6-3		0-0 F3		0-0 F8			3	0	1	0	0	0	1					
Tom Haller, L (7, PH) OBP: 0.402, SLG: 0.500		1-2 FC3-2 1B	2-3							1	0	0	0	0	0	2					
Carl Boles, R (1,7) Matty Alou, L (6, PH) OBP: 0.324, SLG: 0.316	0-3 K		0-0 F8			0-0 4-3		4-0 G3 SH4-3 BB		2	0	0	0	1	3						
Matty Alou, L (7,7)										1	1	0	0	1	0	0					
Jim Davenport, R (1,5) OBP: 0.371, SLG: 0.496		0-0 FC3-2 1B		0-0 G6-4-3 1B		0-0 4-3		0-0 G3		2	0	2	1	0	0	0					
Chuck Hiller, L (5,4) OBP: 0.329, SLG: 0.319		1-3 2H								2	0	0	0	0	0	1					
Ernie Bowman, R (1,4) OBP: 0.250, SLG: 0.259		0-0 FC3-2		0-0 G6-4-3		0-0 1B		0-0 SH4-3		3	0	1	1	0	0	3					
Billy Pierce, L (1,1) OBP: 0.355, SLG: 0.286		1-2 3H				0-0 G1		0-0 F7		4	0	1	0	0	0	3					
Don Larsen, R (9,1) OBP: 0.227, SLG: 0.318		0-0 6-3								0	0	0	0	0	0	0					
Inning Stats	R: 0 E: 0 K: 1 S: 5	H: 0 LOB: 0 BB: 0 P: 5	R: 1 E: 0 K: 1 S: 8	H: 3 LOB: 2 BB: 0 P: 8	R: 2 E: 0 K: 0 S: 6	H: 3 LOB: 1 BB: 0 P: 6	R: 0 E: 0 K: 0 S: 4	H: 2 LOB: 2 BB: 1 P: 8	R: 0 E: 0 K: 1 S: 5	H: 0 LOB: 0 BB: 0 P: 5	R: 0 E: 0 K: 0 S: 4	H: 1 LOB: 1 BB: 0 P: 4	R: 0 E: 0 K: 0 S: 3	H: 0 LOB: 2 BB: 2 P: 11	R: 1 E: 0 K: 0 S: 3	H: 0 LOB: 0 BB: 1 P: 7	1B: 8 2B: 1 3B: 0 HR: 0	SF: 0 SAC: 1 DP: 1 HBP: 0	WP: 2 PB: 0 SB: 2 CS: 0	PA: 36	
PITCHER	IP WLS BF H R ER SO BB IBB HBP BLK WP HR S P ERA WHIP	3.2 L 19 1 0 0 1 2 0 0 0 0 0 13 21 0.00 0.900	1.0 4 0 1 1 0 1 0 0 0 0 1 0 3 7 9.00 1.000																		

Chicago Cubs @ San Francisco Giants
Candlestick Park, San Francisco, CA
Thu Aug 02 1962, 6:33 AM EDT
Att: 7,454 - Unknown

AB	31
R	4
H	9
RBI	4
BB	4
SO	3
LOB	18



Batter	1	2	3	4	5	6	7	8	9	AB	R	H	RBI	BB	SO	LOB	TOP										
Bill Virdon, L OBP: 0.292, SLG: 0.377 (1, 8)	0-0 1-3		0-0 G4-6-3 1B	0-0 F7		0-0 2B		0-0 F6		5	0	2	0	0	0	2	Pittsburgh Pirates @ San Francisco Giants Candlestick Park, San Francisco, CA Fri Aug 03 1962, 10:05 PM EDT Att: 15,910 - Unknown livebaseballscorecards.com										
Dick Groat, R OBP: 0.346, SLG: 0.353 (1, 6)	0-0 6-3		0-0 G4-6-3 1-2	0-0 1B		0-0 F8		0-3 K		5	0	1	1	0	1	3											
Bob Skinner, L OBP: 0.407, SLG: 0.524 (1, 7)	0-0 3-1		0-0 E3 1B	0-0 1-2 1B			0-0 F7		0-0 4-3 WP 1B	5	1	2	0	0	0	0											
Smoky Burgess, L OBP: 0.412, SLG: 0.565 (1, 2)		0-0 1B	0-0 1B	0-0 F8			0-0 1B		0-0 4-3	5	0	3	1	0	0	3											
Jim Marshall, L OBP: 0.328, SLG: 0.471 (1, 3)		0-0 1B 2B	0-3 K		0-0 4-3		0-0 1B		4-0 G6-4-3 BB	4	1	2	0	1	1	1											
Don Hoak, R OBP: 0.313, SLG: 0.362 (1, 5)		0-0 4-3 2-3 1B		0-0 HR		0-0 6-3		0-0 F4		0-0 G6-4-3 1-2	5	1	2	0	0	0		4									
Howie Goss, R OBP: 0.333, SLG: 0.413 (1, 9)		0-0 4-3 1-2 3-H 1B		0-0 HR		0-3 K		0-0 F2			4	1	2	3	0	1		2									
Bill Mazerowski, R OBP: 0.290, SLG: 0.417 (1, 4)		0-0 4-3 1-2 2-3 1B		0-0 SH3-4 1B		0-0 F3		0-0 SH2-3 1B			4	1	2	0	0	0		2									
Al McBean, R OBP: 0.213, SLG: 0.277 Diomedes Olivo, L OBP: 0.250, SLG: 0.273 Roy Face, R (9, 1)	0-0 F6			0-0 SH3-4		0-3 K		0-0 SH2-3		2	0	0	0	0	1	2	P										
Inning Stats	R: 0 E: 0 K: 0 S: 3	H: 0 LOB: 0 BB: 0 P: 3	R: 1 E: 0 K: 0 S: 6	H: 4 LOB: 2 BB: 0 P: 6	R: 1 E: 1 K: 1 S: 7	H: 2 LOB: 1 BB: 0 P: 7	R: 3 E: 0 K: 0 S: 8	H: 5 LOB: 0 BB: 0 P: 8	R: 0 E: 0 K: 1 S: 5	H: 1 LOB: 1 BB: 0 P: 6	R: 0 E: 0 K: 0 S: 5	H: 2 LOB: 2 BB: 0 P: 5	R: 0 E: 0 K: 1 S: 6	H: 1 LOB: 1 BB: 0 P: 6	R: 0 E: 0 K: 0 S: 3	H: 1 LOB: 1 BB: 1 P: 7		1B: 13 2B: 2 3B: 0 HR: 1	SF: 0 SAC: 2 DP: 2 HBP: 0	WP: 2 PB: 0 SB: 0 CS: 0	PA: 42						
PITCHER	IP	WLS	BF	H	R	ER	SO	BB	IBB	HBP	BLK	WP	HR	S	P	ERA	WHIP										
Juan Marichal, R ERA: 3.41 Stu Miller, R ERA: 3.57 Jim Duffalo, R ERA: 3.24 Don Larsen, R ERA: 4.87	3.0	L	16	8	4	3	1	0	0	0	0	1	1	18	18	9.00	2.667										

Batter	1	2	3	4	5	6	7	8	9	AB	R	H	RBI	BB	SO	LOB	BOTTOM										
Felipe Alou, R OBP: 0.355, SLG: 0.515 (1, 9)	0-0 G6-4-3 1B		0-3 K			0-0 6-3		0-0 6-3		4	0	1	0	0	1	0	Pittsburgh Pirates @ San Francisco Giants Candlestick Park, San Francisco, CA Fri Aug 03 1962, 10:05 PM EDT Att: 15,910 - Unknown livebaseballscorecards.com										
Chuck Hillier, L OBP: 0.333, SLG: 0.327 (1, 4)	0-0 G6-4-3 1B			0-0 4-3 3B		4-0 1B BB		0-0 5-3		3	1	2	0	1	0	0											
Willie Mays, R OBP: 0.376, SLG: 0.610 (1, 8)	0-0 G6-4-3 1-2 2-3			0-0 4-3		0-0 1B			0-0 1B	4	0	2	1	0	0	2											
Willie McCovey, L OBP: 0.368, SLG: 0.604 Bob Nieman, R OBP: 0.290, SLG: 0.348 Matty Alou, L OBP: 0.321, SLG: 0.313 (6, PH) (7, PH) (9, PH)	0-0 F9			0-0 HR		0-0 F8		0-0 F4		2	1	1	1	0	0	1											
Orlando Cepeda, R OBP: 0.355, SLG: 0.513 (7, 3)		0-0 G4-6-3 1B		0-3 K		0-0 F7		0-0 F4		4	0	1	0	0	1	3											
Tom Haller, L OBP: 0.394, SLG: 0.488 (1, 2)	0-0 G4-6-3 1-2			0-0 F7			0-0 F6		0-0 G3	4	0	0	0	0	0	2											
Jim Davenport, R OBP: 0.371, SLG: 0.495 (1, 5)	0-0 F8				0-0 G3-6-1 1B		0-3 K			3	0	1	0	0	1	0											
Jose Pagan, R OBP: 0.317, SLG: 0.334 Carl Boies, R Ernie Bowman, R OBP: 0.241, SLG: 0.250 (5, PH) (6, 6)			0-0 4-3		0-3 K		0-3 K			1	0	0	0	0	0	0											
Juan Marichal, R Stu Miller, R Ed Bailey, L Jim Duffalo, R Don Larsen, R OBP: 0.290, SLG: 0.233 OBP: 0.274, SLG: 0.154 OBP: 0.343, SLG: 0.495 OBP: 0.371, SLG: 0.324 (1, 1) (4, 1) (5, PH) (8, 1) (9, 1)			0-0 6-3		0-0 G3-6-1 1-2			0-0 F3		1	0	0	0	0	0	0											
Inning Stats	R: 0 E: 0 K: 0 S: 4	H: 2 LOB: 1 BB: 0 P: 4	R: 0 E: 0 K: 0 S: 3	H: 1 LOB: 0 BB: 0 P: 3	R: 0 E: 0 K: 1 S: 5	H: 0 LOB: 0 BB: 0 P: 5	R: 2 E: 0 K: 1 S: 7	H: 2 LOB: 0 BB: 0 P: 7	R: 0 E: 0 K: 1 S: 5	H: 1 LOB: 0 BB: 0 P: 5	R: 0 E: 0 K: 2 S: 7	H: 0 LOB: 0 BB: 0 P: 7	R: 0 E: 0 K: 0 S: 3	H: 0 LOB: 0 BB: 0 P: 3	R: 0 E: 0 K: 0 S: 4	H: 1 LOB: 1 BB: 0 P: 4	1B: 6 2B: 0 3B: 1 HR: 1	SF: 0 SAC: 0 DP: 3 HBP: 0	WP: 0 PB: 0 SB: 0 CS: 0	PA: 33							
PITCHER	IP	WLS	BF	H	R	ER	SO	BB	IBB	HBP	BLK	WP	HR	S	P	ERA	WHIP										
Al McBean, R ERA: 3.57 Diomedes Olivo, L ERA: 2.66 Roy Face, R ERA: 1.37	5.1	W	21	7	2	2	3	1	0	0	0	0	0	26	30	3.38	1.500										

Batter	1	2	3	4	5	6	7	8	9	AB	R	H	RBI	BB	SO	LOB	TOP		
Bill Virdon, L OBP: 0.291, SLG: 0.375 (1, 8)	0-0 4-3	0-0 G4-3			0-0 4-3		0-0 FC3-6 HR		0-0 5-3	5	1	1	1	0	0	1			
Dick Groat, R OBP: 0.344, SLG: 0.352 (1, 6)	0-0 F5	0-0 G4-3			0-0 1B		0-0 F7		0-0 4-3	5	0	1	0	0	0	3			
Bob Skinner, L OBP: 0.408, SLG: 0.530 (1, 7)	4-0 BB				0-0 4-3		0-0 K		0-0 HR	3	1	1	2	1	1	1			
Smoky Burgess, L OBP: 0.408, SLG: 0.556 (1, 2)	0-0 4-3				0-0 6-3		0-0 4-3		0-0 4-3	4	0	0	0	0	0	3			
Jim Marshall, L OBP: 0.342, SLG: 0.491 (1, 3)		0-0 3B			0-0 K		0-0 FC6-4 1B		0-0 1B	4	1	3	0	0	1	0			
Don Hoak, R OBP: 0.312, SLG: 0.367 (1, 5)		0-0 1B			0-0 F5		0-0 F9		0-0 F8	4	1	1	1	0	0	2			
Howie Goss, R OBP: 0.330, SLG: 0.405 (1, 9)		0-0 1B			0-0 K		0-0 FC6-4 FC5-4		0-0 K	4	1	1	1	0	2	2			
Bill Mazerowski, R OBP: 0.292, SLG: 0.418 (1, 4)		0-0 1B			0-0 1B		0-0 FC5-4		0-0 F8	4	0	2	0	0	0	2			
Harvey Haddix, L Tom Sturdivant, L Dick Schofield, L Roberto Clemente, R Jack Lamabe, R Diomedes Olivo, L Roy Face, R Donn Clendenen, R	0-0 K	0-0 K	0-0 K	0-0 F4	0-0 F4	0-0 F4	0-0 FC3-6 1B	0-0 FC3-6 1B	0-0 K	2	0	0	0	0	1	3			
Inning Stats	R: 0 E: 0 K: 0 S: 3	H: 0 LOB: 1 BB: 1 P: 7	R: 3 E: 0 K: 1 S: 9	H: 5 LOB: 1 BB: 0 P: 9	R: 0 E: 0 K: 1 S: 5	H: 0 LOB: 0 BB: 0 P: 5	R: 0 E: 0 K: 1 S: 6	H: 1 LOB: 1 BB: 0 P: 6	R: 0 E: 0 K: 0 S: 4	H: 1 LOB: 1 BB: 0 P: 4	R: 2 E: 0 K: 0 S: 5	H: 2 LOB: 1 BB: 0 P: 5	R: 0 E: 0 K: 1 S: 6	H: 1 LOB: 1 BB: 0 P: 6	R: 0 E: 0 K: 1 S: 5	H: 0 LOB: 0 BB: 0 P: 5	1B: 8 2B: 1 3B: 1 HR: 1	SF: 0 SAC: 0 DP: 1 HBP: 0	WP: 0 PA: 38 PB: 0 SB: 0 CS: 0
PITCHER	IP WLS BF H R ER SO BB IBB HBP BLK WP HR S P ERA WHIP	7.0 W 31 10 5 5 4 1 0 0 0 0 1 38 42 6.43 1.571	2.0 S 7 1 0 0 2 0 0 0 0 0 0 0 11 11 0.00 0.500																

Pittsburgh Pirates @ San Francisco Giants
Candlestick Park, San Francisco, CA
Sat Aug 04 1962, 6:33 AM EDT
Att: 29,370 - Unknown

AB 37
R 5
H 11
RBI 5
BB 1
SO 6
LOB 17



Batter	1	2	3	4	5	6	7	8	9	AB	R	H	RBI	BB	SO	LOB	BOTTOM						
Harvey Kuenn, R OBP: 0.376, SLG: 0.419 (1, 7)	0-0 1B		0-0 4-3			0-0 SH3-4 1B	0-0 1B			4	2	3	2	0	0	0							
Jose Pagan, R OBP: 0.315, SLG: 0.332 (1, 6)	0-0 K		0-0 K			0-0 SH3-4	0-0 FC6-4 1B			3	0	0	0	0	2	3							
Willie Mays, R OBP: 0.379, SLG: 0.610 (1, 8)	0-0 1B			0-0 4-3 WP	0-0 1B	0-0 1B	0-0 FC6-4 1B			3	1	2	1	1	0	0							
Orlando Cepeda, R OBP: 0.357, SLG: 0.513 (1, 3)	0-0 G1-4-3			0-0 4-3	0-0 1B	0-0 WP	0-0 1B		0-0 6-3	4	0	2	1	0	0	2							
Felipe Alou, R OBP: 0.354, SLG: 0.512 (1, 9)		0-0 F7		0-0 K		0-0 WP	0-0 WP		0-0 PO	5	1	1	0	0	1	3							
Jim Davenport, R OBP: 0.369, SLG: 0.492 (1, 5)		0-0 F3		0-0 6-3		0-0 SH1-3 1B	0-0 1B		0-0 F7	2	0	0	0	0	0	0							
Tom Haller, L John Orsino, R Chuck Hiller, L	0-0 F2		0-0 SH1-3 4-3	0-0 2B	0-0 1-3	0-0 1B	0-0 G3 1B		0-0 PO	2	0	0	0	0	0	0							
Jack Sanford, R Don Larsen, R Willie McCovey, L Billy O'Dell, S Bobby Bolin, R	0-0 F9		0-0 SH1-3	0-0 F8	0-0 F8	0-0 F9	0-0 SH1-3	0-0 PO	0-0 PO	2	0	0	0	0	0	0							
Inning Stats	R: 1 E: 0 K: 1 S: 6	H: 2 LOB: 0 BB: 0 P: 6	R: 0 E: 0 K: 0 S: 3	H: 0 LOB: 0 BB: 0 P: 3	R: 1 E: 0 K: 1 S: 6	H: 1 LOB: 0 BB: 0 P: 6	R: 1 E: 0 K: 1 S: 6	H: 1 LOB: 0 BB: 0 P: 6	R: 0 E: 0 K: 0 S: 3	H: 0 LOB: 0 BB: 0 P: 3	R: 1 E: 0 K: 0 S: 3	H: 2 LOB: 1 BB: 1 P: 7	R: 2 E: 0 K: 0 S: 6	H: 3 LOB: 2 BB: 1 P: 10	R: 0 E: 0 K: 0 S: 3	H: 1 LOB: 0 BB: 0 P: 3	1B: 8 2B: 2 3B: 0 HR: 0	SF: 0 SAC: 3 DP: 1 HBP: 0	WP: 2 PA: 34 PB: 1 SB: 0 CS: 0				
PITCHER	IP WLS BF H R ER SO BB IBB HBP BLK WP HR S P ERA WHIP	5.1 L 21 5 4 4 3 0 0 0 0 0 0 1 26 30 6.75 0.938	0.2 S 2 1 0 0 0 0 0 0 0 0 1 0 1 1 0.00 1.500	0.1 L 2 1 1 1 0 0 0 0 0 0 0 0 2 2 27.00 3.000	0.1 L 2 1 0 0 0 0 0 0 0 0 0 0 2 2 0.00 3.000	0.1 L 2 1 0 0 0 0 0 0 0 0 0 0 2 2 0.00 3.000	1.1 L 6 2 1 1 0 0 1 0 0 0 0 0 5 9 6.75 1.500																

Pittsburgh Pirates @ San Francisco Giants
Candlestick Park, San Francisco, CA
Sat Aug 04 1962, 6:33 AM EDT
Att: 29,370 - Unknown

AB 28
R 6
H 10
RBI 5
BB 2
SO 3
LOB 9



Batter	1	2	3	4	5	6	7	8	9	AB	R	H	RBI	BB	SO	LOB	TOP			
Bill Virdon, L OBP: 0.289, SLG: 0.372 (1, 8)	F6		F7		K			3-1		4	0	0	0	0	1	0				
Dick Groat, R OBP: 0.343, SLG: 0.353 (1, 6)	4-3			L5		2B		K		4	0	1	0	0	1	0				
Don Hoak, R OBP: 0.311, SLG: 0.366 (1, 5)	L5			1B SF8 1B		1-3		5-3		4	1	1	0	0	0	1				
Donn Clendenon, R OBP: 0.333, SLG: 0.380 (1, 3)		F4		SF8 S 1B		FC4-6 BB		K		3	0	1	0	1	1	0				
Bob Skinner, L OBP: 0.409, SLG: 0.532 (1, 7)				SF8 1B		F6				3	0	2	1	0	0	2				
Bill Mazerowski, R OBP: 0.291, SLG: 0.414 (1, 4)		1B		SF8 3-H 4-0 BB		FC4-6 1-2		F3		3	0	0	0	1	0	4				
Howie Goss, R OBP: 0.319, SLG: 0.390 (1, 9)																				
Dick Stuart, R OBP: 0.286, SLG: 0.398 (9, PH)	P1				K			F4		3	0	0	0	0	1	3				
Don Leppert, R OBP: 0.299, SLG: 0.333 (1, 2)			K					5-3		3	0	0	0	0	1	0				
Bob Friend, R OBP: 0.113, SLG: 0.129 (1, 1)			6-3					F4		3	0	0	0	0	0	0				
								5-3												
Inning Stats	R: 0 E: 0 K: 0 S: 3	H: 0 LOB: 0 BB: 0 P: 3	R: 0 E: 0 K: 0 S: 4	H: 1 LOB: 1 BB: 0 P: 4	R: 0 E: 0 K: 1 S: 5	H: 0 LOB: 0 BB: 0 P: 5	R: 1 E: 0 K: 1 S: 7	H: 2 LOB: 2 BB: 1 P: 11	R: 0 E: 0 K: 0 S: 4	H: 1 LOB: 2 BB: 1 P: 8	R: 0 E: 0 K: 0 S: 3	H: 0 LOB: 0 BB: 0 P: 3	R: 0 E: 0 K: 1 S: 5	H: 0 LOB: 0 BB: 0 P: 5	R: 0 E: 0 K: 1 S: 6	H: 1 LOB: 1 BB: 0 P: 6	1B: 4 2B: 1 3B: 0 HR: 0	SF: 1 SAC: 0 DP: 0 HBP: 0	WP: 0 PB: 0 SB: 1 CS: 0	PA: 34
PITCHER Billy O'Dell, L ERA: 3.45 (1, 1)	IP: 9.0 WLS: W BF: 34 H: 5 R: 1 ER: 1 SO: 5 BB: 2 IBB: 0 HBP: 0 BLK: 0 WP: 0 HR: 0 S: 42 P: 50 ERA: 1.00 WHIP: 0.778																			

Pittsburgh Pirates @ San Francisco Giants
Candlestick Park, San Francisco, CA
Sun Aug 05 1962, 6:33 AM EDT
Att: 25,532 - Unknown

AB 31
R 1
H 5
RBI 1
BB 2
SO 5
LOB 11



Batter	1	2	3	4	5	6	7	8	9	AB	R	H	RBI	BB	SO	LOB	BOTTOM	
Harvey Kuenn, R OBP: 0.377, SLG: 0.420 (1, 7)	FC6-4 1B	CS	4-3		6-3					4	0	2	0	0	0	0		
Chuck Hillier, L OBP: 0.332, SLG: 0.328 (1, 4)	FC6-4 E 1-2		G6-3 1B			4-3	F7			4	0	1	0	0	0	3		
Willie Mays, R OBP: 0.378, SLG: 0.607 (1, 8)	E5 1-2		G6-3 1-2			F7		1B 1B		4	0	1	0	0	0	2		
Orlando Cepeda, R OBP: 0.358, SLG: 0.513 (1, 3)	K					FC5-4 1B		F3		4	0	2	0	0	1	3		
Ed Bailey, L OBP: 0.342, SLG: 0.490 (1, 2)	4-3					F8		G3		4	0	1	0	0	0	4		
Felipe Alou, R OBP: 0.355, SLG: 0.512 (1, 9)																		
Jim Davenport, R OBP: 0.368, SLG: 0.489 (1, 5)																		
Jose Pagan, R OBP: 0.312, SLG: 0.329 (1, 6)																		
Billy O'Dell, S OBP: 0.246, SLG: 0.169 (1, 1)																		
Inning Stats	R: 0 E: 1 K: 1 S: 7	H: 1 LOB: 2 BB: 0 P: 7	R: 1 E: 0 K: 0 S: 4	H: 3 LOB: 0 BB: 0 P: 4	R: 0 E: 0 K: 0 S: 3	H: 1 LOB: 0 BB: 0 P: 3	R: 0 E: 0 K: 0 S: 4	H: 1 LOB: 1 BB: 0 P: 4	R: 0 E: 0 K: 0 S: 4	H: 1 LOB: 1 BB: 0 P: 4	R: 1 E: 0 K: 0 S: 6	H: 3 LOB: 2 BB: 0 P: 6	R: 0 E: 0 K: 0 S: 5	H: 2 LOB: 2 BB: 0 P: 5	1B: 12 2B: 0 3B: 0 HR: 0	SF: 0 SAC: 0 DP: 2 HBP: 0	WP: 0 PB: 0 SB: 0 CS: 1	PA: 35
PITCHER Bob Friend, R ERA: 3.26 (1, 1)	IP: 8.0 WLS: L BF: 34 H: 12 R: 2 ER: 2 SO: 1 BB: 0 IBB: 0 HBP: 0 BLK: 0 WP: 0 HR: 0 S: 36 P: 36 ERA: 2.25 WHIP: 1.500																	

Pittsburgh Pirates @ San Francisco Giants
Candlestick Park, San Francisco, CA
Sun Aug 05 1962, 6:33 AM EDT
Att: 25,532 - Unknown

AB 34
R 2
H 12
RBI 1
BB 0
SO 1
LOB 21



Batter	1	2	3	4	5	6	7	8	9	AB	R	H	RBI	BB	SO	LOB	TOP			
Tony Taylor, R OBP: 0.336, SLG: 0.354 (1, 4)	6-3		1-3			F4		BLK 1B		4	0	1	0	0	0	0	Philadelphia Phillies @ San Francisco Giants Candlestick Park, San Francisco, CA Mon Aug 06 1962, 6:33 AM EDT Att: 6,222 - Unknown livebaseballscorecards.com			
Tony Gonzalez, L OBP: 0.395, SLG: 0.512 (1, 8)	6-3			F6			2B 1B	1-3		4	1	1	0	0	0	1				
Ted Savage, R OBP: 0.337, SLG: 0.395 (1, 9)	FC3-6 1B			4-3			1-H 2B 2B		F2	4	1	2	1	0	0	0				
Roy Sievers, R OBP: 0.345, SLG: 0.471 (1, 3)	FC3-6 1-2			F3			G4-6-3 2H 2B		6-3	4	0	1	1	0	0	1				
Don Demeter, R OBP: 0.337, SLG: 0.475 (1, 7)		F9			F7		G4-6-3 BB		F8	3	0	0	0	1	0	0				
Mel Roach, R OBP: 0.293, SLG: 0.259 John Boozer, R (5, 1)	5-3				5-3		G4-6-3			2	0	0	0	0	0	0				
Johnny Callison, L OBP: 0.392, SLG: 0.455 Chris Short, R OBP: 0.125, SLG: 0.200 (7, PH)							1-2 2-3			1	0	0	0	0	0	2				
Sammy White, R OBP: 0.240, SLG: 0.323 (1, 2)					F8				F8	3	0	0	0	0	0	1				
Ruben Amaro, R OBP: 0.377, SLG: 0.348 (1, 6)			K			G6-4-3 1B			F8	3	0	1	0	0	1	0				
Dallas Green, L OBP: 0.200, SLG: 0.091 Bill Smith, L OBP: 0.309, SLG: 0.273 Bobby Wine, R OBP: 0.267, SLG: 0.338 (5, 5)			F9			G6-4-3 1-2			F2	0	0	0	0	0	0	0				
										1	0	0	0	0	0	0				
										2	0	0	0	0	0	1				
Inning Stats	R: 0 E: 0 K: 0 S: 4	H: 1 LOB: 1 BB: 0 P: 4	R: 0 E: 0 K: 0 S: 3	H: 0 LOB: 0 BB: 0 P: 3	R: 0 E: 0 K: 1 S: 5	H: 0 LOB: 0 BB: 0 P: 5	R: 0 E: 0 K: 0 S: 3	H: 0 LOB: 0 BB: 0 P: 3	R: 0 E: 0 K: 0 S: 3	H: 1 LOB: 0 BB: 0 P: 3	R: 2 E: 0 K: 0 S: 5	H: 3 LOB: 1 BB: 1 P: 9	R: 0 E: 0 K: 0 S: 4	H: 1 LOB: 1 BB: 0 P: 4	R: 0 E: 0 K: 0 S: 3	H: 0 LOB: 0 BB: 0 P: 3	1B: 4 2B: 2 3B: 0 HR: 0	SF: 0 SAC: 0 DP: 2 HBP: 0	WP: 0 PB: 0 SB: 0 CS: 0	PA: 32
PITCHER Billy Pierce, L ERA: 3.71 (1, 1)	IP: 9.0 WLS: W BF: 32	H: 6 R: 2 ER: 2 SO: 1	BB: 1 IBB: 0 HBP: 0 BLK: 1	WP: 0 HR: 0 S: 33 P: 37	ERA: 2.00 WHIP: 0.778	PITCHER										IP: 9.0 WLS: W BF: 32	H: 6 R: 2 ER: 2 SO: 1	BB: 1 IBB: 0 HBP: 0 BLK: 1	WP: 0 HR: 0 S: 33 P: 37	ERA: 2.00 WHIP: 0.778

Batter	1	2	3	4	5	6	7	8	9	AB	R	H	RBI	BB	SO	LOB	BOTTOM			
Harvey Kuenn, R OBP: 0.378, SLG: 0.422 (1, 7)	6-3	L4	SF9							4	1	2	2	0	0	2	Philadelphia Phillies @ San Francisco Giants Candlestick Park, San Francisco, CA Mon Aug 06 1962, 6:33 AM EDT Att: 6,222 - Unknown livebaseballscorecards.com			
Chuck Hillier, L OBP: 0.335, SLG: 0.334 (1, 4)	HR 2B	HR 1B	F9							5	2	3	2	0	1	3				
Willie Mays, R OBP: 0.384, SLG: 0.625 (1, 8)	HR 2H	HR 1H								5	2	5	5	0	0	0				
Orlando Cepeda, R OBP: 0.358, SLG: 0.510 (1, 3)	FC6 1B	HBP								4	0	1	0	0	0	4				
Ed Bailey, L OBP: 0.339, SLG: 0.480 (1, 2)	F9	4-3								4	0	0	0	1	1	2				
Felipe Alou, R OBP: 0.357, SLG: 0.512 (1, 9)	FC6 1-2									4	1	2	0	0	0	2				
Jim Davenport, R OBP: 0.369, SLG: 0.489 (1, 5)										4	1	2	0	0	1	1				
Jose Pagan, R OBP: 0.316, SLG: 0.332 (1, 6)										3	2	2	0	1	0	2				
Billy Pierce, L OBP: 0.324, SLG: 0.258 (1, 1)										3	0	0	0	0	1	4				
Inning Stats	R: 2 E: 0 K: 0 S: 6	H: 3 LOB: 1 BB: 0 P: 6	R: 4 E: 0 K: 0 S: 6	H: 3 LOB: 1 BB: 1 P: 11	R: 1 E: 1 K: 0 S: 6	H: 2 LOB: 2 BB: 0 P: 6	R: 0 E: 0 K: 0 S: 3	H: 1 LOB: 1 BB: 1 P: 7	R: 2 E: 0 K: 1 S: 9	H: 4 LOB: 2 BB: 0 P: 9	R: 0 E: 0 K: 0 S: 3	H: 1 LOB: 0 BB: 0 P: 3	R: 0 E: 0 K: 2 S: 8	H: 2 LOB: 1 BB: 0 P: 8	R: 0 E: 0 K: 1 S: 5	H: 1 LOB: 0 BB: 0 P: 5	1B: 14 2B: 2 3B: 0 HR: 2	SF: 1 SAC: 1 DP: 4 HBP: 1	WP: 0 PB: 0 SB: 0 CS: 1	PA: 41
PITCHER Dallas Green, R ERA: 4.65 Bill Smith, L ERA: 4.7 John Boozer, R ERA: 7.88 Chris Short, L ERA: 3.83 (1, 1)	IP: 1.2 WLS: L BF: 10	H: 4 R: 4 ER: 4 SO: 4	BB: 1 IBB: 0 HBP: 1 BLK: 0	WP: 0 HR: 1 S: 9 P: 13	ERA: 21.60 WHIP: 3.000	PITCHER										IP: 1.2 WLS: L BF: 10	H: 4 R: 4 ER: 4 SO: 4	BB: 1 IBB: 0 HBP: 1 BLK: 0	WP: 0 HR: 1 S: 9 P: 13	ERA: 21.60 WHIP: 3.000

Batter	1	2	3	4	5	6	7	8	9	AB	R	H	RBI	BB	SO	LOB	TOP	
Tony Taylor, R OBP: 0.333, SLG: 0.350 (1,4)	F7		4-3		F9		6-3		6-3	5	0	0	0	0	0	1	Philadelphia Phillies @ San Francisco Giants Candlestick Park, San Francisco, CA Tue Aug 07 1962, 6:33 AM EDT Att: 8,531 - Unknown	
Johnny Callison, L OBP: 0.364, SLG: 0.462 (1,9)	HR		K				4-3			4	1	2	1	0	1	0		
Tony Gonzalez, L OBP: 0.381, SLG: 0.506 (1,8)	K			4-3	F8		E1			4	0	0	0	0	1	2		
Roy Sievers, R OBP: 0.344, SLG: 0.469 (1,3)				K		F8	K			4	0	1	0	0	2	1		
Wes Covington, L OBP: 0.311, SLG: 0.401 (1,7)	1B					F8		F7		4	0	1	0	0	0	1		
Don Demeter, R OBP: 0.336, SLG: 0.475 (1,5)		6-3						K		4	1	2	0	0	1	0		
Clay Dalrymple, L OBP: 0.317, SLG: 0.439 (1,2)	G3							G3		4	0	1	0	0	0	2		
Ruben Amaro, R OBP: 0.381, SLG: 0.353 (1,6)	F6								6-3	4	0	2	1	0	0	0		
Art Mahaffey, R OBP: 0.203, SLG: 0.271 (1,1)			K						4-3	3	0	0	0	0	2	3		
Frank Torre, L OBP: 0.395, SLG: 0.390 (9, PH)						FC5				1	0	0	0	0	0	0		
Inning Stats	R: 1 E: 0 K: 1 S: 7	H: 2 LOB: 1 BB: 0 P: 7	R: 0 E: 0 K: 0 S: 3	H: 0 LOB: 0 BB: 0 P: 3	R: 0 E: 0 K: 2 S: 7	H: 0 LOB: 0 BB: 0 P: 7	R: 0 E: 0 K: 1 S: 7	H: 2 LOB: 2 BB: 0 P: 7	R: 0 E: 0 K: 0 S: 6	H: 3 LOB: 3 BB: 0 P: 6	R: 0 E: 1 K: 1 S: 5	H: 0 LOB: 1 BB: 0 P: 5	R: 0 E: 0 K: 0 S: 3	H: 0 LOB: 0 BB: 0 P: 3	1B: 8 2B: 0 3B: 0 HR: 1	SF: 0 SAC: 0 DP: 0 HBP: 0	WP: 0 PB: 0 SB: 0 CS: 0	PA: 37
PITCHER Juan Marichal, R ERA: 3.35 (1,1)	IP: 9.0 WLS: W BF: 37 H: 9 R: 2 ER: 2 SO: 7 BB: 0 IBB: 0 HBP: 0 BLK: 0 WP: 0 HR: 1 S: 51 P: 51 ERA: 2.00 WHIP: 1.000																	

Batter	1	2	3	4	5	6	7	8	9	AB	R	H	RBI	BB	SO	LOB	BOTTOM	
Harvey Kuenn, R OBP: 0.376, SLG: 0.430 (1,7)	F9		F6			HR	G5-4-3			4	1	1	1	0	0	2	Philadelphia Phillies @ San Francisco Giants Candlestick Park, San Francisco, CA Tue Aug 07 1962, 6:33 AM EDT Att: 8,531 - Unknown	
Chuck Hillier, L OBP: 0.336, SLG: 0.338 (1,4)	F6			5-3 1B		E 2B		F7		4	1	2	0	0	0	0		
Willie Mays, R OBP: 0.381, SLG: 0.619 (1,8)	5-3			5-3 1-2		F8		F2		4	0	0	0	0	0	2		
Orlando Cepeda, R OBP: 0.360, SLG: 0.513 (1,3)		F7		F2		E6 SF7 2B				4	1	2	1	0	0	1		
Ed Bailey, L OBP: 0.342, SLG: 0.478 (1,2)			G6-4-3 1B	3-1			BB	F8		3	0	1	0	1	0	2		
Felipe Alou, R OBP: 0.356, SLG: 0.517 (1,9)		G6-4-3				SF7 3B	SF7			2	1	1	1	0	0	1		
Jim Davenport, R OBP: 0.369, SLG: 0.490 (1,5)						SF7 1B	F8			2	0	1	1	0	0	1		
Jose Pagan, R OBP: 0.314, SLG: 0.329 (1,6)			FC1-6 CS 1-2		6-3			K		3	0	0	0	0	1	1		
Juan Marichal, R OBP: 0.254, SLG: 0.238 (1,1)					6-3			E4 G5-4-3		3	0	1	0	0	0	0		
Inning Stats	R: 0 E: 0 K: 0 S: 3	H: 0 LOB: 0 BB: 0 P: 3	R: 0 E: 0 K: 0 S: 4	H: 1 LOB: 1 BB: 0 P: 4	R: 0 E: 0 K: 0 S: 4	H: 2 LOB: 1 BB: 0 P: 4	R: 0 E: 0 K: 0 S: 4	H: 1 LOB: 1 BB: 0 P: 4	R: 3 E: 1 K: 0 S: 6	H: 3 LOB: 1 BB: 1 P: 10	R: 0 E: 1 K: 1 S: 5	H: 0 LOB: 0 BB: 0 P: 5	R: 0 E: 0 K: 0 S: 4	H: 1 LOB: 1 BB: 0 P: 4	1B: 5 2B: 2 3B: 1 HR: 1	SF: 2 SAC: 0 DP: 2 HBP: 0	WP: 0 PB: 0 SB: 1 CS: 1	PA: 32
PITCHER Art Mahaffey, R ERA: 3.36 (1,1)	IP: 8.0 WLS: L BF: 32 H: 9 R: 4 ER: 3 SO: 1 BB: 1 IBB: 0 HBP: 0 BLK: 0 WP: 0 HR: 1 S: 33 P: 37 ERA: 3.38 WHIP: 1.250																	

Batter	1	2	3	4	5	6	7	8	9	AB	R	H	RBI	BB	SO	LOB	TOP								
Richie Ashburn, L OBP: 0.426, SLG: 0.403 (1, 8)	0-0 6-3		0-0 F8	0-0 1-3		0-0 5-3			0-0 F7	5	0	0	0	0	0	1									
Charlie Neal, R OBP: 0.321, SLG: 0.396 (1, 6)	0-3 K		0-0 F9		0-0 F8	0-3 K			0-0 E3 1B	5	0	0	0	0	2	0									
Gene Woodling, L OBP: 0.387, SLG: 0.413 Jim Hickman, R OBP: 0.335, SLG: 0.437 (7, 8)	4-0 HBP BB		0-0 1B 2B		0-0 HR 1B			0-0 G3	0-0 1-2 1B	3	2	2	0	1	0	0									
Frank Thomas, R OBP: 0.340, SLG: 0.540 Joe Christopher, R OBP: 0.250, SLG: 0.306 (9, 7)	1-0 HBP		0-0 2B 1B		0-0 HR			0-0 F5	0-0 F6	4	1	2	2	0	0	2									
Mary Throneberry, L OBP: 0.324, SLG: 0.432 (1, 3)	0-0 F9		0-0 2B		4-0 HR BB			0-3 K		3	1	1	1	1	1	2									
Choo-Choo Coleman, L OBP: 0.314, SLG: 0.576 (1, 2)		0-3 K	0-0 G3		0-0 F9				0-0 F4	4	0	0	0	0	1	3									
Felix Mantilla, R OBP: 0.332, SLG: 0.414 (1, 5)				0-0 F3		0-0 HR			0-0 5-3	4	1	2	2	0	0	0									
Rod Kanehl, R OBP: 0.327, SLG: 0.375 (1, 4)				0-0 F3	0-3 K	0-3 K			0-0 1-3	4	0	0	0	0	2	1									
Roger Craig, R OBP: 0.121, SLG: 0.056 (1, 1)				0-0 6-3				0-3 K		4	0	1	0	0	1	1									
Inning Stats	R: 0 E: 0 K: 1 S: 5	H: 0 LOB: 2 BB: 1 P: 10	R: 0 E: 0 K: 1 S: 6	H: 1 LOB: 1 BB: 0 P: 6	R: 1 E: 0 K: 0 S: 6	H: 3 LOB: 2 BB: 0 P: 6	R: 0 E: 0 K: 1 S: 6	H: 1 LOB: 1 BB: 0 P: 6	R: 4 E: 0 K: 1 S: 8	H: 3 LOB: 0 BB: 1 P: 12	R: 0 E: 0 K: 2 S: 7	H: 0 LOB: 0 BB: 0 P: 7	R: 0 E: 0 K: 1 S: 5	H: 0 LOB: 0 BB: 0 P: 5	R: 0 E: 0 K: 0 S: 3	H: 0 LOB: 0 BB: 0 P: 3	R: 0 E: 1 K: 0 S: 5	H: 1 LOB: 2 BB: 0 P: 5	1B: 6 2B: 1 3B: 0 HR: 2	SF: 0 SAC: 0 DP: 0 HBP: 1	WP: 0 PB: 0 SB: 0 CS: 0	PA: 40			
PITCHER	IP	WLS	BF	H	R	ER	SO	BB	IBB	HBP	BLK	WP	HR	S	P	ERA	WHIP								
Bobby Bolin, R ERA: 3.8 (1, 1)	4.2	L	25	8	5	5	3	2	0	1	0	0	2	28	37	9.64	2.143								
Jim Duffalo, R ERA: 3.21 (5, 1)	0.1		1	0	0	0	1	0	0	0	0	0	0	3	3	0.00	0.000								
Bob Garibaldi, R ERA: 2.45 (6, 1)	3.0		9	0	0	0	3	0	0	0	0	0	0	15	15	0.00	0.000								
Mike McCormick, L ERA: 4.78 (9, 1)	1.0		5	1	0	0	0	0	0	0	0	0	0	5	5	0.00	1.000								

New York Mets @ San Francisco Giants
Candlestick Park, San Francisco, CA
Wed Aug 08 1962, 10:05 PM EDT
Att: 11,411 - Unknown

AB 37
R 5
H 9
RBI 5
BB 2
SO 7
LOB 10



Batter	1	2	3	4	5	6	7	8	9	AB	R	H	RBI	BB	SO	LOB	BOTTOM								
Harvey Kuenn, R OBP: 0.378, SLG: 0.441 (1, 7)			0-0 G4-6-3			0-0 G5-4-3 1B		0-0 G6-4-3		4	1	2	1	0	0	2									
Chuck Hillier, L OBP: 0.335, SLG: 0.337 (1, 4)	0-0 F7			0-0 F7		0-0 G5-4-3 1B			0-0 G3	4	0	1	0	0	0	0									
Willie Mays, R OBP: 0.378, SLG: 0.614 (1, 8)	0-3 K			0-0 E6		0-0 G5-4-3			0-0 1-3	4	0	0	0	0	1	2									
Orlando Cepeda, R OBP: 0.359, SLG: 0.517 (1, 3)	0-0 F4			0-0 6-3		0-0 4-3			0-0 HR	4	1	1	1	0	0	2									
Ed Bailey, L OBP: 0.344, SLG: 0.476 (1, 2)		0-0 F8		4-0 BB		0-0 G6-3 1B			0-0 F7	3	0	1	0	1	0	0									
Matty Alou, L OBP: 0.313, SLG: 0.304 (1, 9)		0-0 F4		0-0 G3		0-0 G6-3				3	0	0	0	0	3										
Jim Davenport, R OBP: 0.366, SLG: 0.486 (1, 5)				0-0 5-3		0-0 F7				3	0	0	0	0	0	0									
Jose Pagan, R OBP: 0.314, SLG: 0.327 (1, 6)			0-0 4-3		4-0 G4-6-3 BB			0-0 F7		2	0	0	0	1	0	0									
Bobby Bolin, R OBP: 0.286, SLG: 0.300 (5, 1) Tom Haller, L OBP: 0.386, SLG: 0.479 (6, 1) Bob Garibaldi, R OBP: 0.350, SLG: 0.250 (9, 1) Mike McCormick, L OBP: 0.200, SLG: 0.200 (9, 1)			0-0 G4-6-3 1B		0-0 G4-6-3			0-0 G6-4-3 1B		1	0	1	0	0	0	0									
Inning Stats	R: 1 E: 0 K: 1 S: 6	H: 1 LOB: 0 BB: 0 P: 6	R: 0 E: 0 K: 0 S: 3	H: 0 LOB: 0 BB: 0 P: 3	R: 0 E: 0 K: 0 S: 3	H: 1 LOB: 0 BB: 0 P: 3	R: 0 E: 1 K: 0 S: 4	H: 0 LOB: 2 BB: 1 P: 8	R: 0 E: 0 K: 0 S: 2	H: 0 LOB: 0 BB: 1 P: 6	R: 0 E: 0 K: 0 S: 4	H: 2 LOB: 1 BB: 0 P: 4	R: 0 E: 0 K: 0 S: 3	H: 1 LOB: 0 BB: 0 P: 3	R: 0 E: 0 K: 0 S: 3	H: 1 LOB: 0 BB: 0 P: 3	R: 1 E: 0 K: 0 S: 4	H: 1 LOB: 0 BB: 0 P: 4	1B: 5 2B: 0 3B: 0 HR: 2	SF: 0 SAC: 0 DP: 5 HBP: 0	WP: 0 PB: 0 SB: 0 CS: 0	PA: 32			
PITCHER	IP	WLS	BF	H	R	ER	SO	BB	IBB	HBP	BLK	WP	HR	S	P	ERA	WHIP								
Roger Craig, R ERA: 4.3 (1, 1)	9.0	W	32	7	2	2	1	2	0	0	0	0	2	32	40	2.00	1.000								

New York Mets @ San Francisco Giants
Candlestick Park, San Francisco, CA
Wed Aug 08 1962, 10:05 PM EDT
Att: 11,411 - Unknown

AB 30
R 2
H 7
RBI 2
BB 2
SO 1
LOB 10



Batter	1	2	3	4	5	6	7	8	9	AB	R	H	RBI	BB	SO	LOB	TOP			
Richie Ashburn, L OBP: 0.421, SLG: 0.397 (1, 8)	0-3 K		0-0 5-3		0-0 F7			0-0 4-3		4	0	0	0	0	1	1	New York Mets @ San Francisco Giants Candlestick Park, San Francisco, CA Thu Aug 09 1962, 6:33 AM EDT Att: 9,988 - Unknown livebaseballscorecards.com			
Charlie Neal, R OBP: 0.323, SLG: 0.401 (1, 6)	0-0 4-3		0-0 3B			0-0 E4 1B FC5-4		4-0 BB		3	1	1	0	1	0	0				
Gene Woodling, L OBP: 0.389, SLG: 0.412 (1, 9)	4-0 FC6-4 BB		0-0 F8			0-0 FC5-4 1B		0-3 K		3	0	1	0	1	1	2				
Frank Thomas, R OBP: 0.337, SLG: 0.535 (1, 7)	0-0 FC6-4 1-2			0-0 4-3		0-0 FC5-4 1-2			0-0 5-3	4	0	0	1	0	0	2				
Mary Throneberry, L OBP: 0.319, SLG: 0.424 (1, 3)		0-0 F7		0-0 3-1		0-0 K 1-2			0-0 F9	4	0	0	0	0	1	1				
Felix Mantilla, R OBP: 0.326, SLG: 0.409 (1, 5)		0-0 F9		0-0 5-3			0-0 F2		0-0 F7	4	0	0	0	0	0	0				
Rod Kanehl, R OBP: 0.327, SLG: 0.371 Sammy Drake, S OBP: 0.500, SLG: 0.500 (7, 4)	4-0 BB S			0-0 4-3			0-0 6-3			2	0	0	0	1	0	0				
Chris Cannizzaro, R OBP: 0.345, SLG: 0.250 (1, 2)	0-0 1-3			0-0 1B			0-0 F8			3	0	1	0	0	0	1				
Bob Miller, R OBP: 0.179, SLG: 0.250 Bob Moorhead, R OBP: 0.291, SLG: 0.056 Choo-Choo Coleman, L OBP: 0.399, SLG: 0.559 Bob Miller, R OBP: 0.179, SLG: 0.250 (8, 1)			0-0 F8		0-0 F9			0-0 F7		2	0	0	0	0	0	1				
Inning Stats	R: 0 E: 0 K: 1 S: 5	H: 0 LOB: 1 BB: 1 P: 9	R: 0 E: 0 K: 0 S: 3	H: 0 LOB: 1 BB: 1 P: 7	R: 0 E: 0 K: 0 S: 4	H: 1 LOB: 1 BB: 0 P: 4	R: 0 E: 0 K: 0 S: 3	H: 0 LOB: 0 BB: 0 P: 3	R: 0 E: 0 K: 0 S: 3	H: 0 LOB: 0 BB: 0 P: 3	R: 0 E: 0 K: 0 S: 3	H: 0 LOB: 0 BB: 0 P: 3	R: 0 E: 0 K: 0 S: 3	H: 0 LOB: 0 BB: 0 P: 3	R: 0 E: 0 K: 0 S: 3	H: 0 LOB: 0 BB: 0 P: 3		1B: 2 2B: 0 3B: 1 HR: 0	SF: 0 SAC: 0 DP: 0 HBP: 0	WP: 0 PB: 0 SB: 1 CS: 0
PITCHER Jack Sanford, R ERA: 3.47 (1, 1)	IP: 9.0 WLS: W BF: 33 H: 3 R: 1 ER: 0 SO: 3 BB: 3 IBB: 0 HBP: 0 BLK: 0 WP: 0 HR: 0 S: 36 P: 48 ERA: 0.00 WHIP: 0.667															PITCHER Jack Sanford, R ERA: 3.47 (1, 1)	IP: 9.0 WLS: W BF: 33 H: 3 R: 1 ER: 0 SO: 3 BB: 3 IBB: 0 HBP: 0 BLK: 0 WP: 0 HR: 0 S: 36 P: 48 ERA: 0.00 WHIP: 0.667			

Batter	1	2	3	4	5	6	7	8	9	AB	R	H	RBI	BB	SO	LOB	BOTTOM			
Harvey Kuenn, R OBP: 0.381, SLG: 0.443 (1, 7)	0-0 CS 4-3 1B		0-0 SF 6-3 1B		0-0 G3-6-1 1B	0-0 F4		0-0 G3		5	1	3	0	0	0	1	New York Mets @ San Francisco Giants Candlestick Park, San Francisco, CA Thu Aug 09 1962, 6:33 AM EDT Att: 9,988 - Unknown livebaseballscorecards.com			
Chuck Hillier, L OBP: 0.333, SLG: 0.335 (1, 4)	0-0 4-3 1-2		0-0 SF 1-3 3-H		0-0 G3-6-1 1-2		0-0 F7		3	0	0	1	0	0	2					
Willie Mays, R OBP: 0.379, SLG: 0.612 (1, 8)	4-0 BB		0-0 6-3 3-H			0-3 K	0-0 1B		3	0	1	1	1	1	1					
Orlando Cepeda, R OBP: 0.358, SLG: 0.521 (1, 3)	0-0 F7 2-3		0-0 F7			0-0 HR	0-0 F3		4	1	1	1	0	0	4					
Matty Alou, L OBP: 0.310, SLG: 0.302 (1, 9)		0-0 F2	0-0 5-3			0-0 E4 HR 1B	0-0 1B		4	1	1	0	0	0	1					
Jim Davenport, R OBP: 0.368, SLG: 0.491 (1, 5)		0-0 3B		0-0 F8		0-0 HR 1B	0-3 K		4	1	2	0	0	1	2					
Tom Haller, L OBP: 0.395, SLG: 0.506 (1, 2)	0-3 K		0-3 K	4-0 BB CS		0-0 HR 1B		0-0 1B G1-4-3 2B	3	2	2	3	1	1	1					
Jose Pagan, R OBP: 0.316, SLG: 0.329 (1, 6)	0-3 K		0-0 6-3		0-0 1B	0-0 SH2-4 1B		0-0 1B G1-4-3	4	0	2	0	0	1	2					
Jack Sanford, R OBP: 0.227, SLG: 0.242 (1, 1)			0-0 1B SF 1B		0-0 F4	0-0 SH2-4		0-0 G1-4-3	3	1	1	0	0	0	1					
Inning Stats	R: 0 E: 0 K: 0 S: 3	H: 1 LOB: 1 BB: 1 P: 7	R: 0 E: 0 K: 2 S: 8	H: 1 LOB: 0 BB: 0 P: 8	R: 2 E: 1 K: 0 S: 6	H: 2 LOB: 1 BB: 0 P: 6	R: 0 E: 0 K: 0 S: 2	H: 0 LOB: 0 BB: 1 P: 6	R: 0 E: 0 K: 1 S: 7	H: 2 LOB: 2 BB: 0 P: 7	R: 0 E: 0 K: 0 S: 4	H: 2 LOB: 0 BB: 0 P: 4	R: 1 E: 0 K: 0 S: 4	H: 2 LOB: 0 BB: 0 P: 4	R: 0 E: 0 K: 0 S: 4	H: 2 LOB: 0 BB: 0 P: 4		1B: 9 2B: 1 3B: 1 HR: 2	SF: 1 SAC: 1 DP: 2 HBP: 0	WP: 0 PB: 0 SB: 0 CS: 2
PITCHER Bob Miller, R ERA: 4.95 (1, 1)	IP: 5.1 WLS: L BF: 25 H: 8 R: 6 ER: 4 SO: 3 BB: 2 IBB: 0 HBP: 0 BLK: 0 WP: 0 HR: 2 S: 29 P: 37 ERA: 6.75 WHIP: 1.875															PITCHER Bob Miller, R ERA: 4.95 (1, 1)	IP: 5.1 WLS: L BF: 25 H: 8 R: 6 ER: 4 SO: 3 BB: 2 IBB: 0 HBP: 0 BLK: 0 WP: 0 HR: 2 S: 29 P: 37 ERA: 6.75 WHIP: 1.875			
Bob Moorhead, R ERA: 4.95 (6, 1)	1.2 8 3 0 0 1 0 0 0 0 0 0 10 10 0.00 1.800															Bob Moorhead, R ERA: 4.95 (6, 1)	1.2 8 3 0 0 1 0 0 0 0 0 10 10 0.00 1.800			
Bob Miller, R ERA: 4.95 (8, 1)	5.1 L 25 8 6 4 3 2 0 0 0 0 2 29 37 6.75 1.875															Bob Miller, R ERA: 4.95 (8, 1)	5.1 L 25 8 6 4 3 2 0 0 0 0 2 29 37 6.75 1.875			

Batter	1	2	3	4	5	6	7	8	9	AB	R	H	RBI	BB	SO	LOB	TOP
Maury Wills, S OBP: 0.330, SLG: 0.368 (1, 6)										4	1	1	0	0	0	1	Los Angeles Dodgers @ San Francisco Giants Candlestick Park, San Francisco, CA Fri Aug 10, 1962, 10:05 PM EDT Att: 40,304 - Unknown livebaseballscorecards.com
Jim Gilliam, S OBP: 0.379, SLG: 0.358 (1, 4)										4	0	0	0	0	0	2	
Willie Davis, L OBP: 0.350, SLG: 0.479 (1, 8)										4	1	1	1	0	1	0	
Tommy Davis, R OBP: 0.377, SLG: 0.528 (1, 7)										4	0	0	0	0	0	1	
Frank Howard, R OBP: 0.365, SLG: 0.585 (1, 9)										4	0	1	1	0	0	0	
Ron Fairly, L OBP: 0.408, SLG: 0.482 (1, 3)										4	0	1	0	0	1	0	
John Roseboro, L OBP: 0.362, SLG: 0.430 (1, 2)										3	0	0	0	0	3	2	
Daryl Spencer, R OBP: 0.382, SLG: 0.343 (1, 5)										2	0	1	0	1	0	0	
Johnny Podres, L OBP: 0.164, SLG: 0.169 Ed Roebuck, R OBP: 0.333, SLG: 0.333 Lee Walls, R OBP: 0.295, SLG: 0.304 Phil Ortega, R OBP: 0.304, SLG: 0.304 (7, PH)										2	0	0	0	0	0	1	
Inning Stats	R: 2 H: 4 E: 0 K: 1 S: 16	H: 1 LOB: 1 BB: 0 P: 13	R: 0 H: 0 E: 0 K: 0 S: 5	H: 0 LOB: 0 BB: 0 P: 9	R: 0 H: 0 E: 0 K: 2 S: 12	H: 0 LOB: 0 BB: 0 P: 16	R: 0 H: 0 E: 0 K: 1 S: 6	H: 0 LOB: 1 BB: 1 P: 19	R: 0 H: 0 E: 0 K: 0 S: 7	H: 0 LOB: 0 BB: 0 P: 4	1B: 5 2B: 0 3B: 0 HR: 0	SF: 0 SAC: 0 DP: 0 HBP: 0	WP: 0 PB: 0 SB: 0 CS: 0	PA: 33			
PITCHER Billy O'Dell, L ERA: 3.39 (1, 1)	IP: 9.0 WLS: W BF: 33 H: 5 R: 2 ER: 2 SO: 5 BB: 1 IBB: 0 HBP: 0 BLK: 0 WP: 0 HR: 0 S: 74 P: 112 ERA: 2.00 WHIP: 0.667																


AB	32
R	2
H	5
RBI	2
BB	1
SO	5
LOB	8




Batter	1	2	3	4	5	6	7	8	9	AB	R	H	RBI	BB	SO	LOB	BOTTOM
Harvey Kuenn, R OBP: 0.378, SLG: 0.443 (1, 7)										5	0	1	1	0	0	0	Los Angeles Dodgers @ San Francisco Giants Candlestick Park, San Francisco, CA Fri Aug 10, 1962, 10:05 PM EDT Att: 40,304 - Unknown livebaseballscorecards.com
Chuck Hillier, L OBP: 0.329, SLG: 0.331 (1, 4)										5	0	0	0	0	0	1	
Willie Mays, R OBP: 0.381, SLG: 0.620 (1, 8)										4	3	2	1	1	0	0	
Orlando Cepeda, R OBP: 0.359, SLG: 0.520 (1, 3)										3	1	1	0	1	0	1	
Felipe Alou, R OBP: 0.360, SLG: 0.522 (1, 9)										4	2	3	1	0	0	1	
Jim Davenport, R OBP: 0.367, SLG: 0.489 (1, 5)										4	1	1	0	0	1	3	
Tom Haller, L OBP: 0.397, SLG: 0.506 (1, 2)										4	3	2	4	0	1	1	
Jose Pagan, R OBP: 0.318, SLG: 0.335 (1, 6)										2	1	1	2	1	0	0	
Billy O'Dell, S OBP: 0.246, SLG: 0.175 (1, 1)										4	0	1	2	0	0	1	
Inning Stats	R: 1 H: 2 E: 0 K: 0 S: 13	H: 0 LOB: 0 BB: 0 P: 14	R: 0 H: 0 E: 0 K: 0 S: 6	H: 1 LOB: 1 BB: 0 P: 17	R: 0 H: 0 E: 0 K: 0 S: 6	H: 0 LOB: 0 BB: 0 P: 8	R: 6 H: 6 E: 0 K: 0 S: 20	H: 3 LOB: 1 BB: 1 P: 23	R: 0 H: 0 E: 0 K: 0 S: 5	H: 0 LOB: 0 BB: 0 P: 6	1B: 7 2B: 3 3B: 1 HR: 1	SF: 1 SAC: 0 DP: 0 HBP: 0	WP: 0 PB: 0 SB: 1 CS: 0	PA: 39			
PITCHER Johnny Podres, L ERA: 4.05 Ed Roebuck, R ERA: 3.6 Phil Ortega, R ERA: 6.92 (7, 1)	IP: 5.1 WLS: L BF: 25 H: 7 R: 7 ER: 6 SO: 2 BB: 1 IBB: 0 HBP: 0 BLK: 0 WP: 0 HR: 1 S: 58 P: 85 ERA: 10.12 WHIP: 1.312																

AB	35
R	11
H	12
RBI	11
BB	3
SO	2
LOB	8



Batter	1	2	3	4	5	6	7	8	9	AB	R	H	RBI	BB	SO	LOB	TOP			
Maury Wills, S OBP: 0.327, SLG: 0.365 (1, 6)	0-1 4-3		0-3 K			0-1 6-3		2-1 F7		4	0	0	0	0	1	0	Los Angeles Dodgers @ San Francisco Giants Candlestick Park, San Francisco, CA Sun Aug 12 1962, 6:33 AM EDT Att: 41,812 - Unknown AB 30 R 1 H 4 RBI 1 BB 1 SO 8 LOB 7 			
Jim Gilliam, S OBP: 0.375, SLG: 0.354 (1, 4)	2-0 4-3		0-2 4-3			0-1 4-3		4-3 SH1-3 1B	1-1	4	0	1	0	0	0	0				
Willie Davis, L OBP: 0.349, SLG: 0.474 (1, 8)	1-1 F6			0-0 G3		1-3 K		SH1-3	0-0	3	0	0	0	0	1	0				
Tommy Davis, R OBP: 0.377, SLG: 0.532 (8, 5)		0-0 1B		1-1 F7			0-1 5-3		2-1 4-3	4	0	1	0	0	0	1				
Ron Fairly, L OBP: 0.405, SLG: 0.485 (1, 3)		3-3 1B		3-2 HR			0-3 K		0-1 4-3	4	1	1	1	0	2	2				
Frank Howard, R OBP: 0.360, SLG: 0.575 (1, 9)		0-0 L8		1-3 K			2-0 1B			3	0	1	0	0	1	1				
John Roseboro, L OBP: 0.358, SLG: 0.422 (1, 2)		4-0 FC6-4 IBB			0-0 F2		2-1 F4			2	0	0	0	1	0	1				
Daryl Spencer, R OBP: 0.376, SLG: 0.338 (8, PH)		2-1 FC6-4			1-2 6-3			2-3 K		2	0	0	0	0	0	2				
Wally Moon, L OBP: 0.356, SLG: 0.360 (8, 7)		1-2 FC6-4								1	0	0	0	0	1	0				
Stan Williams, R OBP: 0.125, SLG: 0.217 (8, PH)			0-3 K		1-1 6-3			3-3 K		2	0	0	0	0	1	0				
Duke Snider, L OBP: 0.416, SLG: 0.483 (8, 1)										1	0	0	0	0	1	0				
Larry Sherry, R OBP: 0.214, SLG: 0.154 (8, 1)										0	0	0	0	0	0	0				
Inning Stats	R: 0 E: 0 K: 0 S: 5	H: 0 LOB: 0 BB: 0 P: 8	R: 0 E: 0 K: 1 S: 8	H: 1 LOB: 2 BB: 1 P: 17	R: 0 E: 0 K: 2 S: 9	H: 0 LOB: 0 BB: 0 P: 9	R: 1 E: 0 K: 1 S: 9	H: 1 LOB: 0 BB: 0 P: 14	R: 0 E: 0 K: 0 S: 8	H: 0 LOB: 0 BB: 0 P: 10	R: 0 E: 0 K: 1 S: 7	H: 1 LOB: 1 BB: 0 P: 12	R: 0 E: 0 K: 2 S: 8	H: 0 LOB: 0 BB: 0 P: 15	R: 0 E: 0 K: 0 S: 7	H: 1 LOB: 1 BB: 0 P: 10	1B: 3 2B: 0 3B: 0 HR: 1	SF: 0 SAC: 1 DP: 0 HBP: 0	WP: 0 PB: 0 SB: 1 CS: 0	PA: 32
PITCHER Juan Marichal, R ERA: 3.25 (1, 1)	IP: 9.0 WLS: W BF: 32 H: 4 R: 1 ER: 1 SO: 8 BB: 0 IBB: 1 HBP: 0 BLK: 0 WP: 0 HR: 1 S: 69 P: 103 ERA: 1.00 WHIP: 0.444																			

Batter	1	2	3	4	5	6	7	8	9	AB	R	H	RBI	BB	SO	LOB	BOTTOM			
Harvey Kuenn, R OBP: 0.369, SLG: 0.430 (1, 5)	0-1 F6		2-1 F8		1-1 F7		0-0 F7	2-1 FC6-4		5	0	0	0	0	0	2	Los Angeles Dodgers @ San Francisco Giants Candlestick Park, San Francisco, CA Sun Aug 12 1962, 6:33 AM EDT Att: 41,812 - Unknown AB 34 R 5 H 10 RBI 3 BB 2 SO 1 LOB 15 			
Ernie Bowman, R OBP: 0.233, SLG: 0.241 (9, 5)								1-2		0	0	0	0	0	0	0				
Matty Alou, L OBP: 0.308, SLG: 0.309 (1, 7)	2-2 1-3 2B		2-1 F9		3-2 4-3		2-2 F2			4	0	1	0	0	0	0				
Willie Mays, R OBP: 0.383, SLG: 0.618 (1, 8)	2-0 1-3		1-1 1B		4-2 WP E BB		0-0 6-3			3	1	1	0	1	0	1				
Orlando Cepeda, R OBP: 0.355, SLG: 0.512 (1, 3)	2-1 4-3		1-0 L7		2-1 E5			3-2 6-3		4	0	0	0	0	0	2				
Willie McCovey, L OBP: 0.376, SLG: 0.627 (9, 3)					1-H E5					0	0	0	0	0	0	0				
Felipe Alou, R OBP: 0.365, SLG: 0.526 (1, 9)		1-0 F8 PB SF7 1B		1-2 3B 1B		0-0 5-3		1-1 1B 1B		4	3	3	0	0	0	1				
Tom Haller, L OBP: 0.396, SLG: 0.500 (1, 2)		3-2 F8		2-0 F8		0-0 FC4-6 1B		0-0 1B 1B		4	1	2	0	0	0	2				
Chuck Hiller, L OBP: 0.332, SLG: 0.331 (1, 4)		4-0 IBB		2-3 K		0-0 L9		2-1 E 1B 1B		3	0	1	1	1	1	2				
Jose Pagan, R OBP: 0.316, SLG: 0.337 (1, 6)		0-1 SF7		1-0 1-H 3B		0-2 F7		3-2 F4		3	0	1	2	0	0	2				
Juan Marichal, R OBP: 0.254, SLG: 0.239 (1, 1)		3-H L8		0-0 6-3		1-1 FC4-6		3-H E7 FC6-4 1B		4	0	1	0	0	0	3				
Inning Stats	R: 0 E: 0 K: 0 S: 8	H: 1 LOB: 1 BB: 0 P: 14	R: 1 E: 0 K: 0 S: 9	H: 1 LOB: 1 BB: 1 P: 18	R: 0 E: 0 K: 0 S: 7	H: 1 LOB: 1 BB: 0 P: 13	R: 1 E: 0 K: 1 S: 9	H: 2 LOB: 1 BB: 0 P: 15	R: 1 E: 1 K: 0 S: 10	H: 0 LOB: 1 BB: 1 P: 20	R: 0 E: 0 K: 0 S: 7	H: 1 LOB: 1 BB: 0 P: 8	R: 0 E: 0 K: 0 S: 5	H: 0 LOB: 0 BB: 0 P: 7	R: 2 E: 2 K: 0 S: 14	H: 4 LOB: 2 BB: 0 P: 25	1B: 8 2B: 1 3B: 1 HR: 0	SF: 1 SAC: 0 DP: 0 HBP: 0	WP: 1 PB: 1 SB: 0 CS: 0	PA: 37
PITCHER Stan Williams, R ERA: 4.29 (1, 1)	IP: 7.0 WLS: L BF: 30 H: 6 R: 3 ER: 3 SO: 3 BB: 1 IBB: 0 HBP: 0 BLK: 0 WP: 0 HR: 0 S: 55 P: 95 ERA: 1.29 WHIP: 1.000																			
Larry Sherry, R ERA: 2.47 (8, 1)	IP: 1.0 WLS: L BF: 7 H: 4 R: 2 ER: 1 SO: 0 BB: 0 IBB: 0 HBP: 0 BLK: 0 WP: 0 HR: 0 S: 14 P: 25 ERA: 9.00 WHIP: 4.000																			

Batter	1	2	3	4	5	6	7	8	9	AB	R	H	RBI	BB	SO	LOB	TOP						
Harvey Kuenn, R (1.5) OBP: 0.374, SLG: 0.436	0-0 1B		0-0 1B			0-0 F8		0-0 6-3		4	0	2	0	0	0	0	San Francisco Giants @ Chicago Cubs Wrigley Field, Chicago, IL Thu Aug 16 1962, 3:33 AM CDT Att: 11,780 - Unknown						
Chuck Hiller, L (1.4) OBP: 0.335, SLG: 0.339	0-3 K		0-0 4-3			0-0 HBP 1B		0-0 4-3		4	0	1	0	0	1	2							
Willie Mays, R (1.8) OBP: 0.383, SLG: 0.622	0-3 K			0-0 F2		1-0 HBP		4-0 BB		2	0	0	0	1	1	1							
Orlando Cepeda, R (1.3) OBP: 0.352, SLG: 0.506	0-3 K			0-3 K		0-3 K		0-0 F6		4	0	0	0	0	3	4							
Ed Bailey, L (1.2) OBP: 0.341, SLG: 0.467		0-3 K		0-0 G3		0-0 F7			0-0 4-3	4	0	0	0	0	1	2							
Felipe Alou, R (1.9) OBP: 0.360, SLG: 0.518		0-0 4-3			0-0 5-3		0-0 F7		0-0 1B	4	0	1	0	0	0	0							
Matty Alou, L (1.7) OBP: 0.328, SLG: 0.345		0-0 P1			0-0 1-3 1B		1-0 HBP		0-0 1-2 1B	3	0	2	0	0	0	0							
Jose Pagan, R (1.6) OBP: 0.315, SLG: 0.335			0-0 1-3		0-0 1-3		0-3 K		0-0 G4-6-3 1-2 1B	4	0	0	0	0	1	4							
Billy Pierce, L (1.1) OBP: 0.324, SLG: 0.265			0-0 6-3			0-0 P3		0-3 K		1	0	0	0	0	0	0							
Tom Haller, L (5, PH) OBP: 0.369, SLG: 0.489										1	0	0	0	0	0	1							
Bob Garibaldi, L (5, 1) OBP: 0.333, SLG: 0.333										0	0	0	0	0	0	0							
Carl Boles, R (7, PH) OBP: 0.214, SLG: 0.154										1	0	0	0	0	0	1							
Stu Miller, R (7, 1) OBP: 0.214, SLG: 0.154										0	0	0	0	0	0	0							
Inning Stats	R: 0 E: 0 K: 3 S: 10	H: 1 LOB: 1 BB: 0 P: 10	R: 0 E: 0 K: 1 S: 5	H: 0 LOB: 0 BB: 0 P: 5	R: 0 E: 0 K: 0 S: 4	H: 1 LOB: 1 BB: 0 P: 4	R: 0 E: 0 K: 1 S: 5	H: 0 LOB: 0 BB: 0 P: 5	R: 0 E: 0 K: 0 S: 4	H: 1 LOB: 1 BB: 0 P: 4	R: 0 E: 0 K: 1 S: 6	H: 1 LOB: 2 BB: 0 P: 7	R: 0 E: 0 K: 2 S: 7	H: 0 LOB: 1 BB: 0 P: 8	R: 0 E: 0 K: 0 S: 3	H: 0 LOB: 1 BB: 1 P: 7	R: 0 E: 0 K: 0 S: 4	H: 2 LOB: 1 BB: 0 P: 4	1B: 6 2B: 0 3B: 0 HR: 0	SF: 0 SAC: 0 DP: 1 HBP: 2	WP: 0 PB: 0 SB: 0 CS: 0	PA: 35	
PITCHER Don Cardwell, R (1.1) ERA: 4.81	IP: 9.0 WLS: W BF: 35 H: 6 R: 0 ER: 0 SO: 8 BB: 1 IBB: 0 HBP: 2 BLK: 0 WP: 0 HR: 0 S: 48 P: 54 ERA: 0.00 WHIP: 0.778											PITCHER	IP: 9.0 WLS: W BF: 35 H: 6 R: 0 ER: 0 SO: 8 BB: 1 IBB: 0 HBP: 2 BLK: 0 WP: 0 HR: 0 S: 48 P: 54 ERA: 0.00 WHIP: 0.778										

AB	32
R	0
H	6
RBI	0
BB	1
SO	8
LOB	15



Batter	1	2	3	4	5	6	7	8	9	AB	R	H	RBI	BB	SO	LOB	BOTTOM						
Don Landrum, L (1.8) OBP: 0.378, SLG: 0.326	0-0 4-3			0-0 F8		0-0 F3		0-0 F7		5	0	1	0	0	0	2	San Francisco Giants @ Chicago Cubs Wrigley Field, Chicago, IL Thu Aug 16 1962, 3:33 AM CDT Att: 11,780 - Unknown						
Ken Hubbs, R (1.4) OBP: 0.306, SLG: 0.365	0-0 14 1B			0-0 E4		4-0 1B		0-0 6-3		4	2	3	1	1	0	0							
Billy Williams, L (1.7) OBP: 0.375, SLG: 0.499	0-0 F3		0-0 4-3		0-0 F4		0-0 1-3 2-H 1B		0-0 F4	5	0	1	1	0	0	3							
14 Ernie Banks, R (1.3) OBP: 0.313, SLG: 0.526	0-0 1B			0-0 1B		0-0 6-3		0-0 F5		4	0	2	0	0	0	2							
George Altman, L (1.9) OBP: 0.400, SLG: 0.538	0-0 1-2 2-H 1B			0-0 F4		0-0 6-3 1B		0-0 1B 2B		4	1	3	1	0	0	1							
Ron Santo, R (1.5) OBP: 0.305, SLG: 0.391	0-0 4-3			0-0 F4		0-0 6-3 1-2 1B		0-3 K		4	0	0	0	0	1	5							
Andre Rodgers, R (1.6) OBP: 0.356, SLG: 0.407		0-0 1B 2B		0-0 F6		0-0 1-3		4-0 1B IBB		3	1	1	0	1	0	2							
Dick Bertell, R (1.2) OBP: 0.335, SLG: 0.368		0-0 K 2-H 1B		0-0 SH1-4 E 1B		0-0 F3		0-0 G5-3 1-2 2-H 1B		4	1	3	2	0	0	0							
Don Cardwell, R (1.1) OBP: 0.160, SLG: 0.087	0-3 K		0-3 K		0-0 SH1-4 1-2 1B		0-0 BB 1B		0-0 G5-3 1-2 1B	3	1	1	0	0	1	3							
Inning Stats	R: 1 E: 0 K: 0 S: 6	H: 3 LOB: 2 BB: 0 P: 6	R: 1 E: 0 K: 1 S: 8	H: 4 LOB: 2 BB: 0 P: 8	R: 0 E: 0 K: 0 S: 4	H: 1 LOB: 1 BB: 0 P: 4	R: 2 E: 1 K: 0 S: 5	H: 2 LOB: 0 BB: 0 P: 5	R: 0 E: 0 K: 0 S: 4	H: 1 LOB: 1 BB: 0 P: 4	R: 1 E: 0 K: 0 S: 5	H: 2 LOB: 2 BB: 1 P: 9	R: 1 E: 0 K: 1 S: 6	H: 2 LOB: 1 BB: 1 P: 10	R: 0 E: 0 K: 0 S: 3	H: 0 LOB: 0 BB: 0 P: 3		1B: 12 2B: 2 3B: 1 HR: 0	SF: 0 SAC: 1 DP: 1 HBP: 0	WP: 0 PB: 0 SB: 0 CS: 0	PA: 39		
PITCHER Billy Pierce, L (1.1) ERA: 3.78 Bob Garibaldi, R (5, 1) ERA: 2.99 Stu Miller, R (7, 1) ERA: 3.86	IP: 4.0 WLS: L BF: 21 H: 10 R: 4 ER: 3 SO: 10 BB: 0 IBB: 0 HBP: 0 BLK: 0 WP: 0 HR: 0 S: 23 P: 23 ERA: 6.75 WHIP: 2.500											PITCHER	IP: 4.0 WLS: L BF: 21 H: 10 R: 4 ER: 3 SO: 10 BB: 0 IBB: 0 HBP: 0 BLK: 0 WP: 0 HR: 0 S: 23 P: 23 ERA: 6.75 WHIP: 2.500										



Batter	1	2	3	4	5	6	7	8	9	AB	R	H	RBI	BB	SO	LOB	TOP			
Harvey Kuenn, R OBP: 0.370, SLG: 0.435	FC6-5 2B		K			F7	SF8			3	0	1	1	0	1	0	San Francisco Giants @ Milwaukee Braves Milwaukee County Stadium, Milwaukee, WI Sun Aug 19 1962, 4:33 AM EDT Att: 20,005 - Unknown livebaseballscorecards.com			
Chuck Hiller, L OBP: 0.335, SLG: 0.345	P3		G3				F8			4	1	1	0	0	0	2				
Willie Mays, R OBP: 0.383, SLG: 0.621	FC6-5 HR				F9	E4 HR		K		4	2	0	0	0	1	2				
Willie McCovey, L OBP: 0.378, SLG: 0.662				K		K			HR	4	2	2	3	0	2	2				
Felipe Alou, R OBP: 0.358, SLG: 0.521	5-3			F9				F4		4	1	1	3	0	0	0				
Matty Alou, L OBP: 0.326, SLG: 0.336						1B SF9 BB		K		3	1	0	0	1	2	0				
Tom Haller, L OBP: 0.392, SLG: 0.485		K				G1-6-3 1B		FC6-4 SF8 BB		3	1	2	0	1	1	0				
Jose Pagan, R OBP: 0.313, SLG: 0.336				F9		SF9		G4-6-3 1B		2	0	0	1	1	0	1				
Billy O'Dell, S OBP: 0.229, SLG: 0.169			F8			G1-6-3		FC6-4		1	0	0	0	0	0	0				
Ed Bailey, L OBP: 0.309, SLG: 0.482										0	0	0	0	0	0	0				
Mike McCormick, L OBP: 0.307, SLG: 0.354										0	0	0	0	0	0	0				
Carl Boles, R OBP: 0.323, SLG: 0.333										0	0	0	0	0	0	0				
Stu Miller, R OBP: 0.244, SLG: 0.154										0	0	0	0	0	0	0				
Orlando Cepeda, R OBP: 0.352, SLG: 0.532										1	0	0	0	0	0	0				
Inning Stats	R: 2 E: 0 K: 0 S: 5	H: 2 LOB: 0 BB: 0 P: 5	R: 0 E: 0 K: 1 S: 5	H: 0 LOB: 0 BB: 0 P: 5	R: 0 E: 0 K: 1 S: 5	H: 0 LOB: 0 BB: 0 P: 5	R: 1 E: 0 K: 0 S: 3	H: 1 LOB: 0 BB: 1 P: 7	R: 3 E: 1 K: 2 S: 10	H: 2 LOB: 0 BB: 0 P: 10	R: 1 E: 0 K: 0 S: 3	H: 0 LOB: 1 BB: 2 P: 11	R: 1 E: 0 K: 2 S: 8	H: 1 LOB: 0 BB: 0 P: 8	R: 0 E: 0 K: 0 S: 3	H: 1 LOB: 0 BB: 0 P: 3	1B: 3 2B: 1 3B: 0 HR: 3	SF: 2 SAC: 0 DP: 2 HBP: 0	WP: 0 PB: 0 SB: 0 CS: 0	PA: 36
PITCHER	IP WLS BF H R ER SO BB IBB HBP BLK WP HR S P ERA WHIP																			
Tony Cloninger, R ERA: 4.72	(1, 1) 6.0 W 25 5 7 4 5 2 0 0 0 0 2 33 41 6.00 1.167																			
Claude Raymond, R ERA: 1.6	(7, 1) 3.0 S 11 2 1 1 2 1 0 0 0 0 0 1 14 18 3.00 1.000																			

Batter	1	2	3	4	5	6	7	8	9	AB	R	H	RBI	BB	SO	LOB	BOTTOM			
Roy McMillan, R OBP: 0.338, SLG: 0.368	F6	FC6-4					F2			4	1	1	0	1	0	3	San Francisco Giants @ Milwaukee Braves Milwaukee County Stadium, Milwaukee, WI Sun Aug 19 1962, 4:33 AM EDT Att: 20,005 - Unknown livebaseballscorecards.com			
Lou Johnson, R OBP: 0.319, SLG: 0.371			F6			K		F2		5	0	2	1	0	1	1				
Eddie Mathews, L OBP: 0.371, SLG: 0.475	G4-6-3 1B					1-3				4	2	1	0	1	0	3				
Hank Aaron, R OBP: 0.401, SLG: 0.631										2	4	2	3	3	0	0				
Lee Maye, L OBP: 0.301, SLG: 0.402		F6	F7			F2		F9		5	1	1	3	0	0	3				
Del Crandall, R OBP: 0.347, SLG: 0.407						6-3				5	2	3	1	0	0	1				
Tommie Aaron, R OBP: 0.298, SLG: 0.353										4	2	1	1	1	0	1				
Frank Bolling, R OBP: 0.323, SLG: 0.395										3	1	2	2	1	1	0				
Tony Cloninger, R OBP: 0.080, SLG: 0.080										3	0	1	2	0	1	1				
Claude Raymond, R ERA: 4.09										0	0	0	0	0	0	0				
Inning Stats	R: 0 E: 0 K: 0 S: 3	H: 1 LOB: 0 BB: 0 P: 3	R: 3 E: 0 K: 1 S: 9	H: 4 LOB: 1 BB: 0 P: 9	R: 3 E: 0 K: 0 S: 5	H: 2 LOB: 0 BB: 1 P: 9	R: 1 E: 0 K: 1 S: 7	H: 2 LOB: 1 BB: 0 P: 7	R: 3 E: 0 K: 0 S: 4	H: 2 LOB: 1 BB: 2 P: 12	R: 0 E: 0 K: 1 S: 5	H: 0 LOB: 2 BB: 1 P: 13	R: 0 E: 0 K: 0 S: 4	H: 1 LOB: 2 BB: 1 P: 8	R: 3 E: 0 K: 0 S: 5	H: 2 LOB: 0 BB: 1 P: 9	1B: 7 2B: 2 3B: 1 HR: 4	SF: 0 SAC: 1 DP: 1 HBP: 0	WP: 0 PB: 0 SB: 1 CS: 0	PA: 43
PITCHER	IP WLS BF H R ER SO BB IBB HBP BLK WP HR S P ERA WHIP																			
Billy O'Dell, L ERA: 3.63	(1, 1) 2.2 L 14 6 5 5 1 0 0 0 0 0 0 2 15 19 16.88 2.625																			
Jim Duffalo, R ERA: 3.5	(3, 1) 1.1 7 3 2 2 1 0 0 0 0 0 0 1 9 9 13.50 2.250																			
Mike McCormick, L ERA: 4.99	(5, 1) 2.0 11 2 3 3 1 3 1 0 0 0 0 0 9 25 13.50 2.500																			
Stu Miller, R ERA: 4.09	(7, 1) 2.0 11 3 3 3 0 2 0 0 0 0 0 1 9 17 13.50 2.500																			

Batter	1	2	3	4	5	6	7	8	9	AB	R	H	RBI	BB	SO	LOB	TOP										
Harvey Kuenn, R OBP: 0.370, SLG: 0.440 (1, 5)										4	0	1	0	1	0	0	San Francisco Giants @ New York Mets Polo Grounds, New York, NY Wed Aug 22 1962, 7:05 PM EDT Att: 33,569 - Unknown										
Chuck Hiller, L OBP: 0.336, SLG: 0.340 (1, 4)										3	1	0	0	1	0	2											
Willie Mays, R OBP: 0.381, SLG: 0.615 (1, 8)										4	1	2	1	0	1	0											
Orlando Cepeda, R OBP: 0.352, SLG: 0.522 (1, 3)										4	0	1	1	0	2	2											
Felipe Alou, R OBP: 0.359, SLG: 0.524 (1, 9)										3	1	1	1	1	0	1											
Matty Alou, L OBP: 0.326, SLG: 0.336 (8, PH) Carl Boles, R OBP: 0.364, SLG: 0.364 (8, 7)										3	0	1	0	0	0	2											
Tom Haller, L OBP: 0.390, SLG: 0.477 (1, 2)										1	0	1	0	0	0	0											
Jose Pagan, R OBP: 0.313, SLG: 0.336 (1, 6)										3	0	0	0	1	2	4											
Jack Sanford, R OBP: 0.213, SLG: 0.229 (8, PH) Ed Bailey, L OBP: 0.341, SLG: 0.402 (8, PH) Jim Davenport, R OBP: 0.302, SLG: 0.349 (8, 1) Don Larsen, R OBP: 0.304, SLG: 0.304 (8, 1) Bob Garibaldi, L OBP: 0.370, SLG: 0.640 (8, PH)										2	0	0	0	0	2	0											
Inning Stats	R: 0 E: 0 K: 1 S: 5	H: 1 LOB: 0 BB: 0 P: 5	R: 1 E: 1 K: 1 S: 6	H: 1 LOB: 1 BB: 1 P: 10	R: 0 E: 0 K: 1 S: 6	H: 1 LOB: 2 BB: 1 P: 10	R: 0 E: 0 K: 1 S: 5	H: 0 LOB: 1 BB: 1 P: 9	R: 0 E: 0 K: 1 S: 5	H: 0 LOB: 0 BB: 0 P: 5	R: 0 E: 0 K: 1 S: 5	H: 1 LOB: 0 BB: 0 P: 5	R: 3 E: 0 K: 0 S: 6	H: 3 LOB: 2 BB: 2 P: 14	R: 0 E: 0 K: 0 S: 3	H: 1 LOB: 0 BB: 0 P: 3		1B: 8 2B: 0 3B: 0 HR: 0	SF: 0 SAC: 0 DP: 2 HBP: 0	WP: 1 PB: 0 SB: 0 CS: 0	PA: 37						
PITCHER	IP	WLS	BF	H	R	ER	SO	BB	IBB	HBP	BLK	WP	HR	S	P	ERA	WHIP										
Bob Miller, R ERA: 5.15 (1, 1)	7.1		30	5	4	3	7	5	0	0	0	1	0	39	59	3.68	1.364										
Ken Mackenzie, L ERA: 4.91 (8, 1)	0.2	W	4	2	0	0	0	0	0	0	0	0	0	4	4	0.00	3.000										
Roger Craig, R ERA: 4.48 (9, 1)	1.0	S	3	1	0	0	0	0	0	0	0	0	0	3	3	0.00	1.000										

Batter	1	2	3	4	5	6	7	8	9	AB	R	H	RBI	BB	SO	LOB	BOTTOM										
Richie Ashburn, L OBP: 0.428, SLG: 0.403 (1, 8)										3	1	2	0	1	0	0	San Francisco Giants @ New York Mets Polo Grounds, New York, NY Wed Aug 22 1962, 7:05 PM EDT Att: 33,569 - Unknown										
Charlie Neal, R OBP: 0.322, SLG: 0.393 (1, 6)										4	1	2	1	0	0	1											
Felix Mantilla, R OBP: 0.327, SLG: 0.405 (1, 5) Rick Herrscher, R OBP: 0.242, SLG: 0.355 (9, 5)										4	1	1	1	0	0	4											
Frank Thomas, R OBP: 0.329, SLG: 0.513 (1, 7) Roger Craig, R OBP: 0.111, SLG: 0.051 (9, 1)										4	0	0	0	0	3	4											
Mary Throneberry, L OBP: 0.309, SLG: 0.438 (1, 3)										4	0	1	2	0	0	2											
Choo-Choo Coleman, L OBP: 0.292, SLG: 0.533 (1, 2)										3	1	1	0	0	0	0											
Rod Kanehl, R OBP: 0.327, SLG: 0.352 (1, 4)										3	0	0	1	0	1	1											
Jim Hickman, R OBP: 0.325, SLG: 0.416 (1, 9)										3	0	0	0	0	1	2											
Bob Miller, R OBP: 0.156, SLG: 0.219 (1, 1) Ken Mackenzie, R OBP: 0.091, SLG: 0.091 (8, 1) Joe Christopher, R OBP: 0.294, SLG: 0.299 (9, 7)										2	0	0	0	0	1	1											
Inning Stats	R: 2 E: 0 K: 1 S: 7	H: 3 LOB: 1 BB: 0 P: 7	R: 1 E: 0 K: 0 S: 4	H: 1 LOB: 0 BB: 0 P: 4	R: 0 E: 0 K: 0 S: 3	H: 0 LOB: 0 BB: 0 P: 3	R: 0 E: 0 K: 0 S: 3	H: 0 LOB: 0 BB: 0 P: 3	R: 0 E: 0 K: 3 S: 9	H: 0 LOB: 0 BB: 0 P: 9	R: 1 E: 0 K: 1 S: 6	H: 2 LOB: 0 BB: 0 P: 6	R: 0 E: 1 K: 0 S: 4	H: 0 LOB: 1 BB: 0 P: 4	R: 1 E: 1 K: 1 S: 7	H: 1 LOB: 2 BB: 1 P: 11		1B: 4 2B: 1 3B: 1 HR: 1	SF: 0 SAC: 0 DP: 0 HBP: 0	WP: 0 PB: 0 SB: 0 CS: 0	PA: 33						
PITCHER	IP	WLS	BF	H	R	ER	SO	BB	IBB	HBP	BLK	WP	HR	S	P	ERA	WHIP										
Jack Sanford, R ERA: 3.5 (1, 1)	7.0		26	6	4	4	5	0	0	0	0	0	1	36	36	5.14	0.857										
Don Larsen, R ERA: 5.24 (8, 1)	0.0	L	2	0	1	0	0	1	0	0	0	0	0	1	5	∞	∞										
Bob Garibaldi, R ERA: 2.38 (8, 1)	1.0		4	1	0	0	1	0	0	0	0	0	0	6	6	0.00	1.000										



Batter	1	2	3	4	5	6	7	8	9	10	AB	R	H	RBI	BB	SO	LOB	TOP					
Harvey Kuenn, R OBP: 0.370, SLG: 0.436	F8		K		1-3		BB		BB		3	0	0	0	2	1	1	San Francisco Giants @ New York Mets Polo Grounds, New York, NY Thu Aug 23 1962, 3:33 AM EDT Att: 18,815 - Unknown					
Carl Boles, R OBP: 0.375, SLG: 0.375	G6-4-3 1B		E6 FC4-6		K		F7				5	0	2	0	0	1	2						
Willie Mays, R OBP: 0.380, SLG: 0.611	G6-4-3		FC4-6 FC6-4				F4		F8		5	0	1	0	0	0	6						
Orlando Cepeda, R OBP: 0.350, SLG: 0.520			FC6-4			G6-4-3		F8		F8	5	0	1	0	0	0	3						
Felipe Alou, R OBP: 0.359, SLG: 0.523	P5					BB 1B		6-3		F8	5	0	2	0	0	0	1						
John Orsino, R OBP: 0.400, SLG: 0.385					F8		BB 1B				4	1	3	0	1	0	1						
Jose Pagan, R OBP: 0.314, SLG: 0.335							BB 1B				4	0	1	0	1	0	4						
Ernie Bowman, R OBP: 0.237, SLG: 0.324							BB				5	1	2	2	0	0	5						
Juan Marichal, R OBP: 0.244, SLG: 0.230						HR					5	0	1	0	0	0	2						
Inning Stats	R: 0 E: 0 K: 0 S: 3	H: 1 LOB: 0 BB: 0 P: 8	R: 0 E: 0 K: 0 S: 4	H: 1 LOB: 2 BB: 1 P: 8	R: 0 E: 1 K: 1 S: 7	H: 1 LOB: 2 BB: 0 P: 7	R: 0 E: 0 K: 0 S: 3	H: 1 LOB: 0 BB: 0 P: 3	R: 1 E: 0 K: 1 S: 6	H: 1 LOB: 0 BB: 0 P: 6	R: 0 E: 0 K: 0 S: 5	H: 3 LOB: 3 BB: 1 P: 9	R: 0 E: 0 K: 0 S: 3	H: 0 LOB: 1 BB: 1 P: 7	R: 0 E: 0 K: 0 S: 4	H: 1 LOB: 1 BB: 0 P: 4	R: 0 E: 0 K: 0 S: 4	H: 1 LOB: 2 BB: 1 P: 8	R: 1 E: 0 K: 0 S: 6	H: 3 LOB: 0 BB: 0 P: 6	1B: 10 2B: 2 3B: 0 HR: 1	SF: 0 SAC: 0 DP: 3 HBP: 0	WP: 0 PA: 45 PB: 0 SB: 0 CS: 0
PITCHER Al Jackson, L ERA: 4.34	IP: 10.0 WLS: 4 BF: 45 H: 13 R: 2 ER: 2 SO: 2	H: 13 R: 2 ER: 2 SO: 2	BB: 4 IBB: 0 HBP: 0 BLK: 0	WP: 0 HR: 1 S: 45 P: 61	ERA: 1.80 WHIP: 1.700	PITCHER IP WLS BF H R ER SO BB IBB HBP BLK WP HR S P ERA WHIP																	

AB	41
R	2
H	13
RBI	2
BB	4
SO	2
LOB	25



Batter	1	2	3	4	5	6	7	8	9	10	AB	R	H	RBI	BB	SO	LOB	BOTTOM		
Richie Ashburn, L OBP: 0.430, SLG: 0.402	6-3		1B E BB				F2			1B 1B	3	1	1	0	2	0	0	San Francisco Giants @ New York Mets Polo Grounds, New York, NY Thu Aug 23 1962, 3:33 AM EDT Att: 18,815 - Unknown		
Charlie Neal, R OBP: 0.320, SLG: 0.391	F9		K			F9-6 BB		6-3		FC6-4 1B	5	0	1	0	0	1	2			
Felix Mantilla, R OBP: 0.328, SLG: 0.405			E7 1H 1B					K		FC6-4	5	0	2	0	0	1	2			
Frank Thomas, R OBP: 0.329, SLG: 0.509	F8		5-3			E BB		F5			3	0	0	0	1	0	2			
Mary Throneberry, L OBP: 0.305, SLG: 0.432		E1 4-3 BB	F6			F5			F8		4	0	0	0	0	0	2			
Choo-Choo Coleman, L OBP: 0.304, SLG: 0.524		K			F4		E9 1B			CS BB	3	0	1	0	1	1	1			
Rod Kanehl, R OBP: 0.326, SLG: 0.348					F8		F8			F2	3	0	0	0	1	0	3			
Jim Hickman, R OBP: 0.322, SLG: 0.412											3	0	0	0	0	1	2			
Joe Christopher, R OBP: 0.292, SLG: 0.298											1	0	0	0	0	1	0			
Al Jackson, L OBP: 0.098, SLG: 0.102											3	0	0	0	0	0	2			
Gene Woodling, L OBP: 0.361, SLG: 0.418											1	0	0	0	0	1	0			
Inning Stats	R: 0 E: 0 K: 0 S: 4	H: 1 LOB: 1 BB: 0 P: 4	R: 0 E: 1 K: 1 S: 6	H: 0 LOB: 2 BB: 1 P: 10	R: 1 E: 1 K: 1 S: 6	H: 1 LOB: 1 BB: 1 P: 10	R: 0 E: 0 K: 1 S: 5	H: 0 LOB: 0 BB: 0 P: 5	R: 0 E: 0 K: 0 S: 2	H: 0 LOB: 0 BB: 0 P: 3	R: 0 E: 0 K: 0 S: 5	H: 0 LOB: 0 BB: 0 P: 5	R: 0 E: 0 K: 0 S: 2	H: 0 LOB: 0 BB: 1 P: 6	R: 0 E: 0 K: 2 S: 9	H: 2 LOB: 2 BB: 0 P: 9	1B: 5 2B: 1 3B: 0 HR: 0	SF: 0 SAC: 0 DP: 1 HBP: 0	WP: 0 PA: 39 PB: 0 SB: 0 CS: 1	
PITCHER Juan Marichal, R ERA: 3.15	IP: 10.0 WLS: 7 BF: 39 H: 5 R: 1 ER: 0 SO: 6	H: 5 R: 1 ER: 0 SO: 6	BB: 5 IBB: 0 HBP: 0 BLK: 0	WP: 0 HR: 0 S: 46 P: 66	ERA: 0.00 WHIP: 1.000	PITCHER IP WLS BF H R ER SO BB IBB HBP BLK WP HR S P ERA WHIP														

AB	34
R	1
H	5
RBI	0
BB	5
SO	6
LOB	16



Batter	1	2	3	4	5	6	7	8	9	AB	R	H	RBI	BB	SO	LOB	TOP					
Harvey Kuenn, R (1, 5) OBP: 0.375, SLG: 0.446										3	2	2	2	2	0	0	San Francisco Giants @ Philadelphia Phillies Connie Mack Stadium, Philadelphia, PA Fri Aug 24 1962, 7:05 PM EDT Att: 19,454 - Unknown					
Matty Alou, L (1, 7) OBP: 0.329, SLG: 0.346										5	1	2	0	0	4							
Willie Mays, R (1, 8) OBP: 0.376, SLG: 0.605										5	0	0	0	0	3							
Orlando Cepeda, R (1, 3) OBP: 0.357, SLG: 0.537										5	2	5	4	0	0							
Felipe Alou, R (1, 9) OBP: 0.357, SLG: 0.519										5	0	1	0	0	3							
Chuck Hiller, L (1, 4) OBP: 0.337, SLG: 0.340										3	1	1	0	1	0							
John Orsino, R (1, 2) OBP: 0.412, SLG: 0.379										3	0	1	0	1	2							
Jose Pagan, R (1, 6) OBP: 0.313, SLG: 0.334										4	0	1	0	0	6							
Billy O'Dell, S (1, 1) OBP: 0.227, SLG: 0.159										4	0	0	0	2	4							
Inning Stats	R: 1 E: 0 K: 0 S: 5	H: 3 LOB: 1 BB: 0 P: 5	R: 0 E: 0 K: 0 S: 3	H: 1 LOB: 0 BB: 0 P: 3	R: 0 E: 0 K: 1 S: 6	H: 1 LOB: 1 BB: 0 P: 6	R: 0 E: 0 K: 0 S: 4	H: 1 LOB: 2 BB: 1 P: 8	R: 1 E: 0 K: 0 S: 4	H: 1 LOB: 0 BB: 0 P: 4	R: 2 E: 0 K: 1 S: 8	H: 3 LOB: 3 BB: 2 P: 16	R: 1 E: 0 K: 0 S: 4	H: 1 LOB: 0 BB: 0 P: 4	R: 0 E: 0 K: 1 S: 5	H: 1 LOB: 0 BB: 0 P: 5	R: 1 E: 0 K: 0 S: 4	H: 1 LOB: 1 BB: 1 P: 8	1B: 9 2B: 3 3B: 0 HR: 3	SF: 0 SAC: 0 DP: 2 HBP: 0	WP: 0 PB: 0 SB: 1 CS: 0	PA: 41
PITCHER	IP WLS BF H R ER SO BB IBB HBP BLK WP HR S P ERA WHIP																					
Cal McLish, R (1, 1) ERA: 4.62	5.0 L 24 10 4 4 1 0 0 1 0 0 0 2 25 29 7.20 2.000																					
John Boozar, R (6, 1) ERA: 7.53	3.0 12 2 1 1 2 2 0 0 0 0 1 14 22 3.00 1.333																					
Jim Owens, R (9, 1) ERA: 6.15	1.0 5 1 1 1 0 1 0 0 0 0 0 0 4 8 9.00 2.000																					

Batter	1	2	3	4	5	6	7	8	9	AB	R	H	RBI	BB	SO	LOB	BOTTOM					
Tony Taylor, R (1, 4) OBP: 0.336, SLG: 0.352										4	0	1	0	0	1	0	San Francisco Giants @ Philadelphia Phillies Connie Mack Stadium, Philadelphia, PA Fri Aug 24 1962, 7:05 PM EDT Att: 19,454 - Unknown					
Johnny Callison, L (1, 9) OBP: 0.371, SLG: 0.491										4	0	1	0	0	1							
Ted Savage, R (1, 7) OBP: 0.339, SLG: 0.372										3	0	0	0	1	1							
Roy Sievers, R (1, 3) OBP: 0.336, SLG: 0.444										4	0	1	0	0	3							
Don Demeter, R (1, 8) OBP: 0.362, SLG: 0.510										3	0	0	0	1	1							
Bob Oldis, R (1, 2) OBP: 0.367, SLG: 0.324										3	0	0	0	0	3							
Bobby Wine, R (1, 5) OBP: 0.279, SLG: 0.351										3	0	2	0	0	0							
Ruben Amaro, R (1, 6) OBP: 0.361, SLG: 0.315										3	0	0	0	1	2							
Cal McLish, S (1, 1) OBP: 0.167, SLG: 0.114										2	0	0	0	1	1							
John Boozar, R (6, 1)										0	0	0	0	0	0							
Mel Roach, R (6, PH) OBP: 0.245, SLG: 0.250										1	0	0	0	0	0							
Jim Owens, R (9, 1) OBP: 0.231, SLG: 0.250										0	0	0	0	0	0							
Inning Stats	R: 0 E: 0 K: 0 S: 3	H: 0 LOB: 0 BB: 0 P: 3	R: 0 E: 0 K: 0 S: 3	H: 0 LOB: 0 BB: 0 P: 3	R: 0 E: 0 K: 1 S: 5	H: 1 LOB: 0 BB: 0 P: 5	R: 0 E: 0 K: 1 S: 6	H: 1 LOB: 3 BB: 2 P: 14	R: 0 E: 0 K: 0 S: 3	H: 1 LOB: 0 BB: 0 P: 3	R: 0 E: 0 K: 0 S: 4	H: 1 LOB: 1 BB: 0 P: 4	R: 0 E: 0 K: 0 S: 3	H: 0 LOB: 0 BB: 0 P: 3	R: 0 E: 0 K: 1 S: 5	H: 0 LOB: 0 BB: 0 P: 5	R: 0 E: 0 K: 2 S: 8	H: 1 LOB: 1 BB: 0 P: 8	1B: 5 2B: 1 3B: 0 HR: 0	SF: 0 SAC: 0 DP: 2 HBP: 0	WP: 1 PB: 0 SB: 0 CS: 0	PA: 32
PITCHER	IP WLS BF H R ER SO BB IBB HBP BLK WP HR S P ERA WHIP																					
Billy O'Dell, L (1, 1) ERA: 3.48	9.0 W 32 5 0 0 5 2 0 0 0 1 0 40 48 0.00 0.778																					

Batter	1	2	3	4	5	6	7	8	9	AB	R	H	RBI	BB	SO	LOB	TOP								
Harvey Kuenn, R OBP: 0.373, SLG: 0.441 (1, 5)	5-3	5-3				FC6-4			6-3	4	1	0	0	1	0	3	San Francisco Giants @ Philadelphia Phillies Connie Mack Stadium, Philadelphia, PA Sat Aug 25 1962, 7:05 PM EDT Att: 16,738 - Unknown								
Matty Alou, L OBP: 0.325, SLG: 0.341 (1, 7)	B1		4-3		K			L1	5	0	1	0	0	1	1										
Willie Mays, R OBP: 0.375, SLG: 0.600 (1, 8)	F8				F8			F8	4	0	0	0	0	0	2										
Orlando Cepeda, R OBP: 0.358, SLG: 0.545 (1, 3)		6-3	F8						4	1	2	2	0	0	1										
Felipe Alou, R OBP: 0.358, SLG: 0.526 (1, 9)		1B	6-3					HR	4	2	2	1	0	0	1										
Chuck Hillier, L OBP: 0.338, SLG: 0.340 (1, 4)		1B				F8		4-3	3	0	1	0	1	0	0										
John Orsino, R OBP: 0.421, SLG: 0.394 (1, 2)		1B	G6-4-3			F7		G5-3	4	1	2	1	0	0	1										
Jose Pagan, R OBP: 0.317, SLG: 0.342 (1, 6)		1B						1B	4	1	3	0	0	0	2										
Billy Pierce, L OBP: 0.333, SLG: 0.282 (1, 1)								G5-3	4	0	2	2	0	0	3										
Inning Stats	R: 0 E: 0 K: 0 S: 3	H: 0 LOB: 0 BB: 0 P: 3	R: 2 E: 0 K: 0 S: 7	H: 4 LOB: 2 BB: 0 P: 7	R: 0 E: 0 K: 0 S: 3	H: 0 LOB: 1 BB: 0 P: 4	R: 0 E: 0 K: 0 S: 3	H: 1 LOB: 1 BB: 1 P: 7	R: 2 E: 0 K: 1 S: 6	H: 1 LOB: 0 BB: 1 P: 10	R: 1 E: 0 K: 0 S: 5	H: 2 LOB: 1 BB: 0 P: 5	R: 0 E: 0 K: 0 S: 3	H: 2 LOB: 1 BB: 0 P: 3	R: 1 E: 0 K: 0 S: 5	H: 3 LOB: 1 BB: 0 P: 5	R: 0 E: 0 K: 0 S: 3	H: 0 LOB: 0 BB: 0 P: 3	1B: 9 2B: 1 3B: 1 HR: 2	SF: 0 SAC: 0 DP: 3 HBP: 1	WP: 0 PB: 0 SB: 0 CS: 0	PA: 39			
PITCHER	IP	WLS	BF	H	R	ER	SO	BB	IBB	HBP	BLK	WP	HR	S	P	ERA	WHIP								
Dallas Green, R ERA: 4.05 (1, 1)	5.0	L	23	6	4	4	1	2	0	0	0	0	1	22	31	7.20	1.600								
Jack Hamilton, R ERA: 5.3 (6, 1)	2.0		8	4	1	1	0	0	0	0	0	0	0	8	8	4.50	2.000								
Bill Smith, L ERA: 4.95 (8, 1)	2.0		8	3	1	1	0	0	0	0	0	0	1	8	8	4.50	1.500								

Batter	1	2	3	4	5	6	7	8	9	AB	R	H	RBI	BB	SO	LOB	BOTTOM								
Tony Taylor, R OBP: 0.337, SLG: 0.353 (1, 4)	F8		1B		E6			F8		4	0	2	0	0	0	0	San Francisco Giants @ Philadelphia Phillies Connie Mack Stadium, Philadelphia, PA Sat Aug 25 1962, 7:05 PM EDT Att: 16,738 - Unknown								
Johnny Callison, L OBP: 0.370, SLG: 0.488 (1, 9)	4-3		F6					F8	3	0	0	0	1	0	2										
Ted Savage, R OBP: 0.338, SLG: 0.370 (1, 7)	6-3				1-6-3			6-3	4	0	1	0	0	0	3										
Roy Sievers, R OBP: 0.333, SLG: 0.440 (1, 3)		F2	6-3					5-3	4	0	0	0	0	0	3										
Don Demeter, R OBP: 0.363, SLG: 0.512 (1, 8)		E5			F9			G5-4-3	4	1	2	0	0	0	0										
Bob Oldis, R OBP: 0.361, SLG: 0.319 (1, 2)					F8			G5-4-3	4	0	1	1	0	0	2										
Bobby Wine, R OBP: 0.279, SLG: 0.350 (1, 5)		F9			6-3				4	0	1	0	0	1	1										
Ruben Amaro, R OBP: 0.354, SLG: 0.308 (1, 6)		FC6-4			F9			F7	4	0	0	0	0	0	3										
Dallas Green, L OBP: 0.182, SLG: 0.087 (5, PH)									1	0	0	0	0	1	0										
Billy Rice, L OBP: 0.289, SLG: 0.343 (6, PH)									1	0	0	0	0	0	0										
Jack Hamilton, R OBP: 0.329, SLG: 0.343 (6, PH)									0	0	0	0	0	0	0										
Mel Roach, R OBP: 0.242, SLG: 0.247 (7, PH)									1	0	0	0	0	1	0										
Bill Smith, L OBP: 0.325, SLG: 0.273 (8, PH)									0	0	0	0	0	0	0										
Wes Covington, R OBP: 0.208, SLG: 0.422 (8, PH)									1	0	0	0	0	0	2										
Inning Stats	R: 0 E: 0 K: 0 S: 3	H: 0 LOB: 0 BB: 0 P: 3	R: 1 E: 1 K: 0 S: 5	H: 1 LOB: 1 BB: 0 P: 5	R: 0 E: 0 K: 0 S: 3	H: 0 LOB: 0 BB: 0 P: 3	R: 0 E: 0 K: 0 S: 3	H: 0 LOB: 0 BB: 0 P: 7	R: 0 E: 0 K: 2 S: 7	H: 1 LOB: 0 BB: 0 P: 7	R: 0 E: 0 K: 0 S: 4	H: 1 LOB: 1 BB: 0 P: 4	R: 0 E: 0 K: 0 S: 5	H: 2 LOB: 2 BB: 0 P: 5	R: 0 E: 0 K: 0 S: 3	H: 0 LOB: 0 BB: 0 P: 3	1B: 6 2B: 1 3B: 0 HR: 0	SF: 0 SAC: 0 DP: 1 HBP: 0	WP: 0 PB: 0 SB: 0 CS: 0	PA: 36					
PITCHER	IP	WLS	BF	H	R	ER	SO	BB	IBB	HBP	BLK	WP	HR	S	P	ERA	WHIP								
Billy Pierce, L ERA: 3.56 (1, 1)	9.0	W	36	7	1	0	4	1	0	0	0	0	0	43	47	0.00	0.889								

Batter	1	2	3	4	5	6	7	8	9	AB	R	H	RBI	BB	SO	LOB	TOP			
Roy McMillan, R (1, 6) OBP: 0.335, SLG: 0.362	4-0 1B BB		0-3 K					0-0 P3		3	0	0	0	1	1					
Lou Johnson, R (1, 7) OBP: 0.333, SLG: 0.443	0-0 1B		0-3 K					0-0 E3 PO		4	0	1	0	0	2	1				
Eddie Mathews, L (1, 5) OBP: 0.379, SLG: 0.479	0-3 K			0-0 4-3				0-0 PO 1B HR		4	1	1	0	0	1	3				
Hank Aaron, R (1, 9) OBP: 0.401, SLG: 0.622	0-0 F7			1-0 F8-6 HBP				0-0 F7		3	0	0	0	0	0	3				
Lee Maye, L (1, 8) OBP: 0.288, SLG: 0.388	0-0 F7			0-0 F8-6				0-0 F7		4	0	0	0	0	0	4				
Tommie Aaron, R (1, 3) OBP: 0.314, SLG: 0.386		0-3 K			0-0 F8			0-0 1B HR		4	1	2	0	0	1	0				
Del Crandall, R (1, 2) Amado Samuel, R (9, PR) OBP: 0.232, SLG: 0.285		0-0 F2			0-0 F6			0-0 1B HR		4	1	2	3	0	0	0				
Frank Bolling, R (1, 4) Joe Torre, R (9, PH) OBP: 0.346, SLG: 0.353		0-0 5-3			0-0 F8			0-3 K		3	0	0	0	0	1	0				
Bob Shaw, R (5, 1) Don Nottlebart, R (5, 1) Hawk Willey, R (6, PH) Carl Willey, R (6, 1) Gus Bell, L (8, PH) Lew Burdette, R (8, 1) OBP: 0.208, SLG: 0.178			0-3 K			0-0 F4		4-0 BB		1	0	0	0	0	0	0				
Inning Stats	R: 0 E: 0 K: 1 S: 6	H: 1 LOB: 2 BB: 1 P: 10	R: 0 E: 0 K: 1 S: 5	H: 0 LOB: 0 BB: 0 P: 5	R: 0 E: 0 K: 3 S: 9	H: 0 LOB: 0 BB: 0 P: 9	R: 0 E: 0 K: 0 S: 2	H: 0 LOB: 0 BB: 0 P: 3	R: 0 E: 1 K: 0 S: 3	H: 0 LOB: 0 BB: 0 P: 3	R: 3 E: 0 K: 1 S: 8	H: 3 LOB: 0 BB: 0 P: 8	R: 0 E: 0 K: 1 S: 5	H: 0 LOB: 1 BB: 0 P: 9	R: 0 E: 0 K: 1 S: 7	H: 2 LOB: 2 BB: 0 P: 7	1B: 5 2B: 1 3B: 0 HR: 1	SF: 0 SAC: 0 DP: 1 HBP: 1	WP: 0 PB: 0 SB: 0 CS: 0	PA: 36
PITCHER Juan Marichal, R (1, 1) ERA: 3.14	IP: 9.0 WLS: W BF: 35 H: 6 R: 3 ER: 3 SO: 8 BB: 2 IBB: 0 HBP: 1 BLK: 0 WP: 0 HR: 1 S: 48 P: 57 ERA: 3.00 WHIP: 0.889											PITCHER	IP: 9.0 WLS: W BF: 35 H: 6 R: 3 ER: 3 SO: 8 BB: 2 IBB: 0 HBP: 1 BLK: 0 WP: 0 HR: 1 S: 48 P: 57 ERA: 3.00 WHIP: 0.889							

Milwaukee Braves @ San Francisco Giants
Candlestick Park, San Francisco, CA
Tue Aug 28 1962, 10:05 PM EDT
Att: 24,027 - Unknown

AB 32
R 3
H 6
RBI 3
BB 2
SO 8
LOB 14



Batter	1	2	3	4	5	6	7	8	9	AB	R	H	RBI	BB	SO	LOB	BOTTOM			
Harvey Kuenn, R (1, 5) Ernie Bowman, R (9, 5) OBP: 0.374, SLG: 0.452 OBP: 0.231, SLG: 0.316	0-0 F9		0-0 2B		0-0 HR			0-0 G3		5	1	2	2	0	0	3				
Chuck Hiller, L (1, 4) OBP: 0.342, SLG: 0.338	4-0 FC6 BB		0-0 F9		0-0 HBP 5-3 1B			4-0 1B FC6-4 BB		2	1	1	0	2	0	1				
Willie Mays, R (1, 8) OBP: 0.375, SLG: 0.603	0-0 FC6			0-0 HR	0-0 5-3			0-0 F8		4	1	1	1	0	0	3				
Orlando Cepeda, R (1, 3) OBP: 0.360, SLG: 0.551	0-0 5-3			0-0 6-3	1-0 HBP HBP			0-0 FC6-4 1B		3	0	1	0	0	0	1				
Felipe Alou, R (1, 9) OBP: 0.358, SLG: 0.530		0-0 5-3		0-0 G3 2B	1-0 HBP FC3-6			0-0 FC6-4 CS		3	0	1	1	0	0	1				
Matty Alou, L (1, 7) OBP: 0.314, SLG: 0.324		0-0 6-3		0-0 G3	0-0 FC3-6			0-0 CS		4	0	0	0	0	0	4				
Tom Haller, L (1, 2) OBP: 0.394, SLG: 0.473		0-0 3-1		0-3 K		0-3 K		0-3 K		4	0	0	0	0	3	1				
Jose Pagan, R (1, 6) OBP: 0.316, SLG: 0.344			0-3 K		0-0 F2			0-0 1B 1B		4	0	1	0	0	1	0				
Juan Marichal, R (1, 1) OBP: 0.268, SLG: 0.247			0-0 5-3		0-0 HR 1B			4-0 BB		3	1	2	0	1	0	0				
Inning Stats	R: 0 E: 1 K: 0 S: 3	H: 0 LOB: 1 BB: 1 P: 7	R: 0 E: 0 K: 0 S: 3	H: 0 LOB: 0 BB: 0 P: 3	R: 0 E: 0 K: 1 S: 6	H: 1 LOB: 1 BB: 0 P: 6	R: 1 E: 0 K: 1 S: 7	H: 2 LOB: 1 BB: 0 P: 7	R: 2 E: 0 K: 0 S: 6	H: 3 LOB: 3 BB: 0 P: 8	R: 0 E: 0 K: 1 S: 5	H: 0 LOB: 1 BB: 1 P: 9	R: 1 E: 0 K: 0 S: 3	H: 1 LOB: 0 BB: 1 P: 7	R: 0 E: 0 K: 1 S: 7	H: 2 LOB: 2 BB: 0 P: 7	1B: 5 2B: 2 3B: 0 HR: 2	SF: 0 SAC: 0 DP: 0 HBP: 2	WP: 0 PB: 0 SB: 0 CS: 1	PA: 38
PITCHER Bob Shaw, R (1, 1) ERA: 2.4 Don Nottlebart, R (5, 1) ERA: 3.38 Carl Willey, R (6, 1) ERA: 5.78 Lew Burdette, R (8, 1) ERA: 4.97	IP: 4.2 WLS: 1 BF: 23 H: 6 R: 3 ER: 3 SO: 2 BB: 1 IBB: 0 HBP: 0 BLK: 0 WP: 0 HR: 2 S: 24 P: 30 ERA: 5.79 WHIP: 1.500											PITCHER	IP: 4.2 WLS: 1 BF: 23 H: 6 R: 3 ER: 3 SO: 2 BB: 1 IBB: 0 HBP: 0 BLK: 0 WP: 0 HR: 2 S: 24 P: 30 ERA: 5.79 WHIP: 1.500							

Milwaukee Braves @ San Francisco Giants
Candlestick Park, San Francisco, CA
Tue Aug 28 1962, 10:05 PM EDT
Att: 24,027 - Unknown

AB 32
R 4
H 9
RBI 4
BB 3
SO 4
LOB 14



Batter	1	2	3	4	5	6	7	8	9	AB	R	H	RBI	BB	SO	LOB	TOP			
Roy McMillan, R OBP: 0.335, SLG: 0.362 (1, 6)										6	1	2	1	0	0	2				
Lou Johnson, R OBP: 0.355, SLG: 0.494 (1, 7)										6	2	4	3	0	1	0				
Eddie Mathews, L OBP: 0.379, SLG: 0.478 (1, 5)										5	1	2	1	0	0	3				
Hank Aaron, R OBP: 0.401, SLG: 0.625 (1, 9)										5	2	2	1	0	0	3				
Tommie Aaron, R OBP: 0.316, SLG: 0.384 (1, 3)										4	1	1	0	1	1	3				
Joe Torre, R OBP: 0.349, SLG: 0.362 (1, 2)										4	1	2	1	0	0	1				
Lee Maye, L OBP: 0.294, SLG: 0.389 (1, 8)										4	1	2	1	1	1	2				
Frank Bolling, R OBP: 0.330, SLG: 0.391 (1, 4)										3	1	1	1	2	1	4				
Bob Hendley, R OBP: 0.228, SLG: 0.200 (1, 1)										4	0	0	1	0	0	5				
Inning Stats	R: 0 E: 0 K: 0 S: 5	H: 2 LOB: 2 BB: 0 P: 5	R: 3 E: 0 K: 0 S: 6	H: 3 LOB: 1 BB: 1 P: 10	R: 2 E: 0 K: 1 S: 7	H: 2 LOB: 1 BB: 1 P: 11	R: 4 E: 0 K: 1 S: 11	H: 6 LOB: 0 BB: 0 P: 11	R: 0 E: 0 K: 1 S: 5	H: 0 LOB: 0 BB: 0 P: 5	R: 0 E: 0 K: 0 S: 3	H: 0 LOB: 1 BB: 1 P: 7	R: 1 E: 0 K: 0 S: 6	H: 3 LOB: 3 BB: 1 P: 10	R: 0 E: 0 K: 0 S: 3	H: 0 LOB: 0 BB: 0 P: 3	1B: 13 2B: 1 3B: 0 HR: 2	SF: 1 SAC: 1 DP: 0 HBP: 0	WP: 0 PB: 0 CS: 3	PA: 47
PITCHER	IP WLS BF H R ER SO BB IBB HBP BLK WP HR S P ERA WHIP																			
Billy O'Dell, L ERA: 3.62 (1, 1)	2.0 L 13 6 4 4 4 0 1 0 0 0 0 1 12 16 18.00 3.500																			
Bob Garibaldi, R ERA: 5.11 (3, 1)	1.0 8 4 4 4 1 1 0 0 0 0 0 1 9 13 36.00 5.000																			
Stu Miller, R ERA: 4.05 (4, 1)	3.0 12 3 1 1 3 0 0 0 0 0 0 0 18 18 3.00 1.000																			
Jim Duffalo, R ERA: 3.65 (7, 1)	2.0 11 3 1 1 0 1 1 0 0 0 0 9 17 4.50 2.000																			
Don Larsen, R ERA: 5.16 (9, 1)	1.0 3 0 0 0 0 0 0 0 0 0 0 0 3 3 0.00 0.000																			

Milwaukee Braves @ San Francisco Giants
Candlestick Park, San Francisco, CA
Wed Aug 29 1962, 6:33 AM EDT
Att: 14,399 - Unknown

AB 41
R 10
H 16
RBI 10
BB 4
SO 4
LOB 23



Batter	1	2	3	4	5	6	7	8	9	AB	R	H	RBI	BB	SO	LOB	BOTTOM					
Harvey Kuenn, R OBP: 0.373, SLG: 0.450 (1, 5)										4	0	1	0	0	0	1						
Carl Boles, R OBP: 0.388, SLG: 0.389 Jim Duffalo, R (7, 1)										2	0	1	0	0	0	0						
Jim Davenport, R OBP: 0.370, SLG: 0.492 (6, PH) Don Larsen, R OBP: 0.217, SLG: 0.304 (9, 1)										1	0	1	0	0	0	0						
Willie Mays, R OBP: 0.372, SLG: 0.598 (1, 8)										4	1	0	0	0	2	5						
Orlando Cepeda, R OBP: 0.359, SLG: 0.555 (1, 3)										4	1	1	2	0	1	2						
Felipe Alou, R OBP: 0.355, SLG: 0.525 (1, 9)										4	0	0	0	0	0	1						
John Orsino, R OBP: 0.405, SLG: 0.378 (1, 2)										4	0	1	0	0	1	0						
Jose Pagan, R OBP: 0.314, SLG: 0.341 (1, 6)										4	0	0	0	0	0	1						
Chuck Hiller, L OBP: 0.340, SLG: 0.336 (1, 4)										3	0	0	0	0	0	0						
Billy O'Dell, S OBP: 0.227, SLG: 0.159 Bob Garibaldi, L (3, 1) Stu Miller, R OBP: 0.214, SLG: 0.154 Bob Nieman, R OBP: 0.357, SLG: 0.538 (6, PH) (7, 7)										0	0	0	0	0	0	0						
Inning Stats	R: 0 E: 0 K: 1 S: 6	H: 1 LOB: 1 BB: 0 P: 6	R: 0 E: 0 K: 0 S: 3	H: 0 LOB: 0 BB: 0 P: 3	R: 0 E: 0 K: 1 S: 5	H: 0 LOB: 0 BB: 0 P: 5	R: 0 E: 1 K: 2 S: 8	H: 0 LOB: 1 BB: 0 P: 8	R: 0 E: 0 K: 0 S: 3	H: 0 LOB: 0 BB: 0 P: 3	R: 3 E: 0 K: 0 S: 6	H: 3 LOB: 0 BB: 0 P: 6	R: 0 E: 0 K: 1 S: 5	H: 0 LOB: 0 BB: 0 P: 5	R: 0 E: 0 K: 0 S: 4	H: 2 LOB: 1 BB: 0 P: 4	R: 0 E: 0 K: 0 S: 4	H: 1 LOB: 1 BB: 0 P: 4	1B: 5 2B: 0 3B: 0 HR: 2	SF: 0 SAC: 1 DP: 1 HBP: 0	WP: 0 PB: 0 CS: 0	PA: 34
PITCHER	IP WLS BF H R ER SO BB IBB HBP BLK WP HR S P ERA WHIP																					
Bob Hendley, L ERA: 3.55 (1, 1)	9.0 W 34 7 3 3 5 0 0 0 0 0 2 44 44 3.00 0.778																					

Milwaukee Braves @ San Francisco Giants
Candlestick Park, San Francisco, CA
Wed Aug 29 1962, 6:33 AM EDT
Att: 14,399 - Unknown

AB 33
R 3
H 7
RBI 3
BB 0
SO 5
LOB 10



Batter	1	2	3	4	5	6	7	8	9	AB	R	H	RBI	BB	SO	LOB	TOP					
Eddie Kasko, R OBP: 0.312, SLG: 0.342 (1, 5)										4	1	1	1	0	0	2	Cincinnati Reds @ San Francisco Giants Candlestick Park, San Francisco, CA Fri Aug 31 1962, 10:05 PM EDT Att: 26,547 - Unknown					
Don Blasingame, L OBP: 0.355, SLG: 0.332 (1, 4)										3	0	0	0	1	0	0						
Frank Robinson, R OBP: 0.413, SLG: 0.619 (1, 9)										4	0	0	0	0	0	1						
Wally Post, R OBP: 0.318, SLG: 0.475 (1, 7)										4	0	0	0	0	3	0						
Leo Cardenas, R OBP: 0.331, SLG: 0.409 (1, 6)										4	1	2	1	0	0	0						
Hank Foiles, R OBP: 0.345, SLG: 0.508 (1, 2)										4	0	0	0	0	1	1						
Gordy Coleman, L OBP: 0.328, SLG: 0.481 (1, 3)										3	0	1	0	1	1	1						
Marty Keough, L OBP: 0.360, SLG: 0.430 (1, 8)										3	0	0	0	0	1	2						
Jim Maloney, L OBP: 0.235, SLG: 0.242 (5, PH)										1	0	0	0	0	0	0						
Joe Gaines, R OBP: 0.356, SLG: 0.439 (5, 1)										1	0	1	0	0	0	0						
Johnny Klippstein, R OBP: 0.217, SLG: 0.286 (5, 1)										0	0	0	0	0	0	0						
Gene Freese, R OBP: 0.400, SLG: 0.250 (8, PH)										1	0	0	0	0	0	0						
Dave Sisler, R (8, 1)										0	0	0	0	0	0	0						
Inning Stats	R: 1 E: 0 K: 1 S: 6	H: 1 LOB: 0 BB: 0 P: 6	R: 0 E: 0 K: 0 S: 3	H: 0 LOB: 1 BB: 1 P: 7	R: 0 E: 0 K: 0 S: 3	H: 0 LOB: 0 BB: 0 P: 3	R: 0 E: 0 K: 1 S: 5	H: 0 LOB: 0 BB: 0 P: 5	R: 0 E: 0 K: 2 S: 9	H: 2 LOB: 2 BB: 0 P: 9	R: 0 E: 0 K: 1 S: 5	H: 0 LOB: 0 BB: 0 P: 5	R: 1 E: 0 K: 1 S: 6	H: 1 LOB: 0 BB: 0 P: 6	R: 0 E: 0 K: 0 S: 3	H: 0 LOB: 1 BB: 0 P: 7	R: 0 E: 0 K: 0 S: 4	H: 1 LOB: 1 BB: 0 P: 4	1B: 3 2B: 0 3B: 0 HR: 2	SF: 0 SAC: 0 DP: 0 HBP: 0	WP: 0 PB: 0 SB: 0 CS: 0	PA: 34
PITCHER Billy Pierce, L ERA: 3.45 (1, 1)	IP: 9.0 WLS: W BF: 34 H: 5 R: 2 ER: 2 SO: 6 BB: 2 IBB: 0 HBP: 0 BLK: 0 WP: 0 HR: 2 S: 44 P: 52 ERA: 2.00 WHIP: 0.778															PITCHER						

AB	32
R	2
H	5
RBI	2
BB	2
SO	6
LOB	7



Batter	1	2	3	4	5	6	7	8	9	AB	R	H	RBI	BB	SO	LOB	BOTTOM			
Matty Alou, L OBP: 0.317, SLG: 0.322 (1, 9)										4	2	1	0	1	1	2	Cincinnati Reds @ San Francisco Giants Candlestick Park, San Francisco, CA Fri Aug 31 1962, 10:05 PM EDT Att: 26,547 - Unknown			
Chuck Hillier, L OBP: 0.339, SLG: 0.334 (1, 4)										3	1	1	2	1	1	1				
Willie Mays, R OBP: 0.373, SLG: 0.604 (1, 8)										4	2	2	2	0	0	2				
Willie McCovey, L OBP: 0.374, SLG: 0.661 (1, 7)										2	1	2	4	0	0	0				
Carl Boies, R OBP: 0.366, SLG: 0.368 (6, 7)										1	0	0	0	0	1	0				
Orlando Cepeda, R OBP: 0.358, SLG: 0.559 (1, 3)										4	0	0	0	0	0	1				
Ed Bailey, L OBP: 0.340, SLG: 0.472 (1, 2)										4	1	1	1	0	0	0				
Jim Davenport, R OBP: 0.370, SLG: 0.496 (1, 5)										3	1	1	0	1	1	0				
Jose Pagan, R OBP: 0.309, SLG: 0.335 (1, 6)										4	1	0	0	0	3	2				
Billy Pierce, L OBP: 0.333, SLG: 0.286 (1, 1)										3	1	1	0	0	1	2				
Inning Stats	R: 1 E: 0 K: 0 S: 5	H: 2 LOB: 1 BB: 0 P: 5	R: 0 E: 0 K: 2 S: 7	H: 0 LOB: 0 BB: 0 P: 7	R: 3 E: 1 K: 1 S: 7	H: 2 LOB: 0 BB: 1 P: 11	R: 1 E: 0 K: 1 S: 6	H: 1 LOB: 0 BB: 0 P: 6	R: 2 E: 0 K: 1 S: 7	H: 2 LOB: 0 BB: 0 P: 7	R: 3 E: 2 K: 1 S: 8	H: 2 LOB: 1 BB: 1 P: 12	R: 0 E: 0 K: 1 S: 5	H: 0 LOB: 0 BB: 0 P: 5	R: 0 E: 0 K: 1 S: 5	H: 0 LOB: 1 BB: 1 P: 9	1B: 6 2B: 1 3B: 0 HR: 2	SF: 1 SAC: 1 DP: 0 HBP: 0	WP: 0 PB: 0 SB: 0 CS: 0	PA: 37
PITCHER Jim Maloney, R ERA: 4.12 (1, 1)	IP: 4.0 WLS: L BF: 18 H: 5 R: 5 ER: 4 SO: 4 BB: 4 IBB: 4 HBP: 4 BLK: 4 WP: 0 HR: 1 S: 29 P: 29 ERA: 9.00 WHIP: 1.500															PITCHER				
Johnny Klippstein, R ERA: 4.73 (5, 1)	IP: 3.0 WLS: L BF: 15 H: 4 R: 5 ER: 2 SO: 3 BB: 1 IBB: 0 HBP: 0 BLK: 0 WP: 0 HR: 1 S: 20 P: 24 ERA: 6.00 WHIP: 1.667															PITCHER				
Dave Sisler, R ERA: 4.54 (8, 1)	IP: 1.0 WLS: L BF: 4 H: 0 R: 0 ER: 0 SO: 1 BB: 1 IBB: 0 HBP: 0 BLK: 0 WP: 0 HR: 0 S: 5 P: 9 ERA: 0.00 WHIP: 1.000															PITCHER				



Batter	1	2	3	4	5	6	7	8	9	AB	R	H	RBI	BB	SO	LOB	TOP			
Eddie Kasko, R OBP: 0.313, SLG: 0.341 (1, 5)	0-0 6-3	0-0 F8		0-0 F7		4-0 1B BB		0-0 1B WP 1B		4	1	1	0	1	0	0				
Don Blasingame, L OBP: 0.358, SLG: 0.334 (1, 4)	0-0 2B 1B	4-0 1B BB			0-0 F9	0-0 1-3 2-H 1B		4-0 WP 1B 4-3 IBB		3	2	2	1	2	0	0				
Vada Pinson, L OBP: 0.339, SLG: 0.479 (1, 8)	0-0 1B 2B	0-0 1-2 1B						0-0 1B 1B 4-3 WP 1-2 2-3 1B		5	2	5	1	0	0	0				
Frank Robinson, R OBP: 0.411, SLG: 0.615 (1, 9)	0-0 F4	0-0 F3			0-3 K			0-0 F8 1B 1-2 1B 1B 1-2 2-3 3-H		5	1	1	0	0	1	6				
Gordy Coleman, L OBP: 0.329, SLG: 0.481 (1, 3)	0-0 2B 1B 2-H		0-0 1-3		0-3 K			0-0 E 1B 1-2 2-H 1B 2-3 3-H		5	1	2	3	0	1	2				
Marty Keough, L OBP: 0.361, SLG: 0.451 (1, 7)	0-0 1B 2B 1-3			0-0 F4		0-0 HR		0-0 F8 F3		5	2	2	1	0	0	3				
Leo Cardenas, R OBP: 0.331, SLG: 0.409 (1, 6)	0-0 1B 2-H 3-H		0-0 6-3			0-0 F9		0-0 E9 1B 1-3 3-H		5	0	2	3	0	0	0				
Johnny Edwards, L OBP: 0.313, SLG: 0.373 (1, 2)	0-0 6-3			0-3 K		0-0 SH1-4 1B		0-0 F8		5	1	1	0	0	2	3				
Joe Nuxhall, L OBP: 0.278, SLG: 0.294 Jim Brosnan, R (9, 1)		0-3 K		0-0 4-3		0-0 SH1-4 1-2		0-0 F3		4	0	0	0	0	1	2				
Inning Stats	R: 4 E: 0 K: 0 S: 8	H: 5 LOB: 1 BB: 0 P: 8	R: 0 E: 0 K: 1 S: 6	H: 1 LOB: 2 BB: 1 P: 10	R: 0 E: 0 K: 0 S: 3	H: 0 LOB: 0 BB: 0 P: 3	R: 0 E: 0 K: 1 S: 5	H: 0 LOB: 0 BB: 0 P: 5	R: 0 E: 0 K: 2 S: 5	H: 3 LOB: 2 BB: 1 P: 9	R: 2 E: 1 K: 1 S: 9	H: 4 LOB: 2 BB: 0 P: 9	R: 2 E: 0 K: 0 S: 5	H: 2 LOB: 1 BB: 1 P: 9	R: 0 E: 0 K: 0 S: 3	H: 0 LOB: 0 BB: 0 P: 3	1B: 13 2B: 2 3B: 0 HR: 1	SF: 0 SAC: 1 DP: 0 HBP: 0	WP: 1 PB: 0 SB: 0 CS: 0	PA: 45
PITCHER	IP WLS BF H R ER SO BB IBB HBP BLK WP HR S P ERA WHIP																			
Juan Marichal, R ERA: 3.3	5.1 L 26 9 6 6 4 1 0 0 0 0 0 1 33 37 10.12 1.875																			
Mike McCormick, L ERA: 5.09	1.2 10 5 2 2 1 1 0 0 0 0 0 0 11 15 10.80 3.600																			
Jim Duffalo, R ERA: 4.03	1.0 6 2 2 2 0 0 1 0 0 0 1 0 5 9 18.00 2.000																			
Stu Miller, R ERA: 3.97	1.0 3 0 0 0 0 0 0 0 0 0 0 0 3 3 0.00 0.000																			

Cincinnati Reds @ San Francisco Giants
Candlestick Park, San Francisco, CA
Sat Sep 01 1962, 6:33 AM EDT
Att: 26,498 - Unknown

AB	41
R	10
H	16
RBI	9
BB	3
SO	5
LOB	16



Batter	1	2	3	4	5	6	7	8	9	AB	R	H	RBI	BB	SO	LOB	BOTTOM			
Harvey Kuenn, R OBP: 0.376, SLG: 0.459 (1, 7)	0-0 BB 1B		0-0 F8		4-0 1-2 BB		0-0 2-H HR		0-0 1B 1B 1B 1-2 3-H	4	2	3	3	1	0	0				
Jim Davenport, R OBP: 0.368, SLG: 0.493 (1, 5)	0-3 K		0-0 4-3		0-0 F8		0-0 F5		0-0 1B 1B 1-3 2-H	5	0	1	1	0	1	3				
Willie Mays, R OBP: 0.373, SLG: 0.600 (1, 8)	4-0 1-2 BB			0-0 6-3		0-0 F8		4-0 G6-4-3 1B BB		3	0	0	0	2	0	2				
Orlando Cepeda, R OBP: 0.358, SLG: 0.557 (1, 3)	0-0 F6			0-0 F7		0-0 5-3		0-0 G6-4-3 1B 1-2 1B 1-3 3-H		5	0	2	1	0	0	2				
Felipe Alou, R OBP: 0.351, SLG: 0.518 (1, 9)	0-0 5-3			0-0 1B		0-0 E4		0-0 G6-4-3 1-2 2-3 1B		5	0	1	0	0	0	6				
John Orsino, R OBP: 0.370, SLG: 0.341 (1, 2)		0-3 K		0-3 K		0-3 K		0-0 F9		4	0	0	0	0	3	3				
Jose Pagan, R OBP: 0.311, SLG: 0.339 (1, 6)		0-0 F3			0-3 K		0-0 G3 HR 1B		0-0 4-3 1B 2B	4	2	2	0	0	1	0				
Chuck Hiller, L OBP: 0.337, SLG: 0.331 (1, 4)		0-0 F9			0-0 G3		0-0 G3 1-2		0-0 4-3 2-3	4	0	0	0	0	0	2				
Juan Marichal, R OBP: 0.274, SLG: 0.253 Mike McCormick, L OBP: 0.200, SLG: 0.281 Bob Newport, R OBP: 0.345, SLG: 0.519 Jim Duffalo, R OBP: 0.345, SLG: 0.519 Stu Miller, R OBP: 0.200, SLG: 0.143 Carl Boles, R OBP: 0.200, SLG: 0.400 (1, 1) (6, 1) (7, PH) (8, 1) (9, 1) (9, PH)			0-0 F9		0-0 BB 1B		0-0 F4		0-0 1B 1B	2	0	1	0	0	0	0				
Inning Stats	R: 0 E: 0 K: 1 S: 6	H: 1 LOB: 2 BB: 1 P: 10	R: 0 E: 0 K: 1 S: 5	H: 0 LOB: 0 BB: 0 P: 5	R: 0 E: 0 K: 0 S: 3	H: 0 LOB: 0 BB: 0 P: 3	R: 0 E: 0 K: 1 S: 6	H: 1 LOB: 1 BB: 0 P: 6	R: 0 E: 1 K: 1 S: 6	H: 0 LOB: 1 BB: 0 P: 6	R: 2 E: 0 K: 0 S: 5	H: 2 LOB: 0 BB: 0 P: 5	R: 0 E: 0 K: 0 S: 3	H: 1 LOB: 1 BB: 1 P: 7	R: 3 E: 0 K: 0 S: 8	H: 5 LOB: 2 BB: 0 P: 8	1B: 9 2B: 1 3B: 0 HR: 1	SF: 0 SAC: 0 DP: 1 HBP: 0	WP: 0 PB: 0 SB: 0 CS: 0	PA: 41
PITCHER	IP WLS BF H R ER SO BB IBB HBP BLK WP HR S P ERA WHIP																			
Joe Nuxhall, L ERA: 2.59	8.2 W 40 11 5 5 5 3 0 0 0 0 0 1 47 59 5.19 1.615																			
Jim Brosnan, R ERA: 2.89	0.1 S 1 0 0 0 0 0 0 0 0 0 0 0 1 1 0.00 0.000																			


Cincinnati Reds @ San Francisco Giants
Candlestick Park, San Francisco, CA
Sat Sep 01 1962, 6:33 AM EDT
Att: 26,498 - Unknown


AB	38
R	5
H	11
RBI	5
BB	3
SO	5
LOB	19



Batter	1	2	3	4	5	6	7	8	9	AB	R	H	RBI	BB	SO	LOB	TOP					
Eddie Kasko, R OBP: 0.316, SLG: 0.346 (1.5)	F9		F9							5	2	3	0	0	0	1	Cincinnati Reds @ San Francisco Giants Candlestick Park, San Francisco, CA Sun Sep 02 1962, 6:33 AM EDT Att: 34,312 - Unknown livebaseballscorecards.com					
Don Blasingame, L OBP: 0.358, SLG: 0.337 (1.4)	K			FC4 1B				E4 FC4-6 2B	G3	5	0	2	1	0	1	2						
Vada Pinson, L OBP: 0.337, SLG: 0.475 (1.8)	F7			FC4 1-2				FC4-6 1B 2B		4	1	0	1	0	1	3						
Frank Robinson, R OBP: 0.413, SLG: 0.616 (1.9)				L5						4	1	3	0	0	0	1						
Wally Post, R OBP: 0.314, SLG: 0.467 (1.7)	F8			K				F8		4	0	0	0	0	1	6						
Leo Cardenas, R OBP: 0.331, SLG: 0.409 (1.6)	F9				F2			F9	WP 1-H 2-H 2B	4	0	1	2	0	0	1						
Hank Foiles, R OBP: 0.343, SLG: 0.500 (1.2)	CS 1-2				K			K	F4 2-3	4	0	1	0	0	2	1						
Gordy Coleman, L OBP: 0.328, SLG: 0.478 (1.3)			K		K				K	4	0	1	0	0	3	1						
Bob Purkey, R OBP: 0.135, SLG: 0.196 (1.1)			K							2	0	0	0	0	2	1						
Joe Gaines, R OBP: 0.388, SLG: 0.429 (7, PH)									5-3	1	0	0	0	0	1	1						
Ted Willis, L OBP: 0.313, SLG: 0.313 (7, PH)										0	0	0	0	0	0	0						
Gene Freese, R OBP: 0.375, SLG: 0.231 (9, PH)										1	0	0	0	0	0	0						
Jim Brosnan, R OBP: 0.375, SLG: 0.231 (9, PH)										0	0	0	0	0	0	0						
Inning Stats	R: 0 E: 0 K: 1 S: 5	H: 0 LOB: 0 BB: 0 P: 5	R: 0 E: 0 K: 0 S: 3	H: 1 LOB: 0 BB: 0 P: 3	R: 0 E: 0 K: 2 S: 8	H: 1 LOB: 1 BB: 0 P: 8	R: 0 E: 0 K: 1 S: 6	H: 1 LOB: 1 BB: 0 P: 6	R: 0 E: 0 K: 2 S: 7	H: 0 LOB: 0 BB: 0 P: 7	R: 1 E: 0 K: 2 S: 10	H: 3 LOB: 2 BB: 0 P: 10	R: 0 E: 0 K: 2 S: 8	H: 1 LOB: 1 BB: 0 P: 8	R: 3 E: 1 K: 0 S: 7	H: 3 LOB: 1 BB: 0 P: 7	R: 0 E: 0 K: 1 S: 6	H: 1 LOB: 1 BB: 0 P: 6	1B: 8 2B: 3 3B: 0 HR: 0	SF: 0 SAC: 0 DP: 0 HBP: 0	WP: 1 PB: 0 CS: 1	PA: 39
PITCHER Billy O'Dell, L ERA: 3.55 (1.1)	IP: 9.0 WLS: W BF: 38 H: 11 R: 4 ER: 2 SO: 11 BB: 0 IBB: 0 HBP: 0 BLK: 0 WP: 1 HR: 0 S: 60 P: 60 ERA: 2.00 WHIP: 1.222															PITCHER						

Batter	1	2	3	4	5	6	7	8	9	AB	R	H	RBI	BB	SO	LOB	BOTTOM					
Harvey Kuenn, R OBP: 0.375, SLG: 0.457 (1.5)	F6			F8	6-3					4	0	1	0	0	0	0	Cincinnati Reds @ San Francisco Giants Candlestick Park, San Francisco, CA Sun Sep 02 1962, 6:33 AM EDT Att: 34,312 - Unknown livebaseballscorecards.com					
Chuck Hillier, L OBP: 0.337, SLG: 0.331 (1.4)	F8			WP 1B				G3		3	1	1	0	0	0	0						
Bob Nieman, R OBP: 0.333, SLG: 0.500 (8, PH)				1B				K		1	0	0	0	0	1	1						
Ernie Bowman, R OBP: 0.231, SLG: 0.316 (9, 4)				1B						0	0	0	0	0	0	0						
Orlando Cepeda, R OBP: 0.358, SLG: 0.555 (1.3)	K			WP 1B				6-3		4	1	1	0	0	1	1						
Willie McCovey, L OBP: 0.371, SLG: 0.651 (1.7)			K					G3		4	0	1	2	0	1	0						
Willie Mays, R OBP: 0.374, SLG: 0.605 (1.8)	F2			F2						4	2	2	1	0	0	1						
Felipe Alou, R OBP: 0.351, SLG: 0.522 (1.9)	6-3			L7				F8		4	1	1	2	0	0	1						
Ed Bailey, L OBP: 0.336, SLG: 0.466 (1.2)				F8				4-3		3	0	0	0	0	0	0						
Jose Pagan, R OBP: 0.313, SLG: 0.349 (1.6)				PB B1-5 2B				6-3		3	1	2	1	0	0	0						
Billy O'Dell, S OBP: 0.218, SLG: 0.153 (1.1)				B1-5 2-H				F8		3	0	0	0	0	1	1						
Inning Stats	R: 0 E: 0 K: 1 S: 5	H: 0 LOB: 0 BB: 0 P: 5	R: 0 E: 0 K: 1 S: 5	H: 0 LOB: 0 BB: 0 P: 5	R: 0 E: 0 K: 0 S: 3	H: 1 LOB: 0 BB: 0 P: 3	R: 2 E: 0 K: 0 S: 6	H: 3 LOB: 1 BB: 0 P: 6	R: 1 E: 0 K: 0 S: 4	H: 1 LOB: 0 BB: 0 P: 4	R: 0 E: 0 K: 2 S: 3	H: 0 LOB: 0 BB: 0 P: 3	R: 1 E: 0 K: 0 S: 4	H: 1 LOB: 0 BB: 0 P: 4	R: 0 E: 0 K: 2 S: 8	H: 1 LOB: 1 BB: 0 P: 8	R: 2 E: 0 K: 0 S: 3	H: 2 LOB: 0 BB: 0 P: 3	1B: 5 2B: 2 3B: 0 HR: 3	SF: 0 SAC: 0 DP: 1 HBP: 0	WP: 1 PB: 1 SB: 0 CS: 0	PA: 33
PITCHER Bob Purkey, R ERA: 2.94 (1.1)	IP: 6.0 WLS: 3 BF: 22 H: 5 R: 3 ER: 3 SO: 3 BB: 0 IBB: 0 HBP: 0 BLK: 0 WP: 1 HR: 1 S: 26 P: 26 ERA: 4.50 WHIP: 0.833															PITCHER						
Ted Willis, L ERA: 5.49 (7, 1)	IP: 2.0 WLS: 8 BF: 2 H: 1 R: 1 ER: 1 SO: 2 BB: 0 IBB: 0 HBP: 0 BLK: 0 WP: 0 HR: 1 S: 12 P: 12 ERA: 4.50 WHIP: 1.000																					
Jim Brosnan, R ERA: 3.2 (9, 1)	IP: 0.1 WLS: L BF: 3 H: 2 R: 2 ER: 2 SO: 0 BB: 0 IBB: 0 HBP: 0 BLK: 0 WP: 0 HR: 1 S: 3 P: 3 ERA: 54.00 WHIP: 6.000																					

Batter	1	2	3	4	5	6	7	8	9	AB R H RBI BB SO LOB	TOP									
Harvey Kuenn, R OBP: 0.373, SLG: 0.452 (1, 5)	F9	FC6-4		4-3 1B BB		K		F5		4 1 0 0 1 1 2	<p>San Francisco Giants @ Los Angeles Dodgers Dodger Stadium, Los Angeles, CA Mon Sep 03 1962, 3:33 AM PDT Att: 54,418 - Unknown</p> <p>livebaseballscorecards.com</p> <p>AB 34 R 7 H 8 RBI 7 BB 6 SO 3 LOB 14</p> 									
Chuck Hiller, L OBP: 0.338, SLG: 0.331 (1, 4)			1B HR	4-3		4-3		4-3	4 1 1 0 1 0 2											
Felipe Alou, R OBP: 0.351, SLG: 0.521 (1, 9)	F4		1B HR			L7		6-3	5 1 2 2 0 0 1											
Willie McCovey, L OBP: 0.364, SLG: 0.636 Jim Davenport, R OBP: 0.370, SLG: 0.493 (1, 7) (7, 5)	1-3		K	4-3		4-3		BB	4 0 0 0 0 1 4 0 0 0 0 1 0 0											
Willie Mays, R OBP: 0.374, SLG: 0.608 (1, 8)		2B SF9 BB	1-H 3-H HR		5-3	F9		4-3	4 2 1 3 1 0 1											
Orlando Cepeda, R OBP: 0.357, SLG: 0.552 (1, 3)	F7		F9	4-3		4-3		BB	3 0 0 0 1 0 1											
Tom Haller, L OBP: 0.395, SLG: 0.491 (1, 2)	SF9 2B		4-3		HR	F7			4 1 2 1 0 0 1											
Jose Pagan, R OBP: 0.314, SLG: 0.354 (1, 6)	SF9			FC1-5 2B	1B	L7			3 0 2 1 0 0 0											
Jack Sanford, R OBP: 0.202, SLG: 0.205 (1, 1)	FC6-4 BB		FC1-5 4-3 1B	K		F9			3 1 0 0 1 1 2											
Inning Stats	R: 0 E: 0 K: 0 S: 10	H: 0 LOB: 1 BB: 1 P: 18	R: 1 E: 0 K: 0 S: 7	H: 1 LOB: 2 BB: 2 P: 16	R: 3 E: 0 K: 1 S: 12	H: 3 LOB: 0 BB: 0 P: 21	R: 2 E: 0 K: 0 S: 10	H: 2 LOB: 1 BB: 1 P: 17	R: 1 E: 0 K: 1 S: 8	H: 2 LOB: 1 BB: 0 P: 12	R: 0 E: 0 K: 0 S: 10	H: 0 LOB: 1 BB: 1 P: 16	R: 0 E: 0 K: 0 S: 7	H: 0 LOB: 0 BB: 0 P: 9	R: 0 E: 0 K: 0 S: 6	H: 0 LOB: 1 BB: 1 P: 12	1B: 4 2B: 2 3B: 0 HR: 2	SF: 1 SAC: 0 DP: 0 HBP: 0	WP: 0 PB: 0 SB: 0 CS: 0	PA: 41
PITCHER	IP WLS BF H R ER SO BB IBB HBP BLK WP HR S P ERA WHIP											IP WLS BF H R ER SO BB IBB HBP BLK WP HR S P ERA WHIP								
Stan Williams, R ERA: 4.37 (1, 1)	3.2 L 21 6 6 6 1 4 0 0 0 0 0 1 37 67 14.73 2.727																			
Ed Roebuck, R ERA: 3.23 (4, 1)	1.1 6 2 1 1 1 0 0 0 0 0 1 10 17 6.75 1.500																			
Phil Ortega, R ERA: 7.26 (6, 1)	3.0 10 0 0 0 1 1 0 0 0 0 0 24 35 0.00 0.333																			
Ron Perranoski, L ERA: 1.79 (9, 1)	1.0 4 0 0 0 0 1 0 0 0 0 0 6 12 0.00 1.000																			

Batter	1	2	3	4	5	6	7	8	9	AB R H RBI BB SO LOB	BOTTOM									
Maury Wills, S OBP: 0.330, SLG: 0.362 (1, 6)	K2-3		5-3		1-3			BLK 1B		4 0 1 0 0 1 0	<p>San Francisco Giants @ Los Angeles Dodgers Dodger Stadium, Los Angeles, CA Mon Sep 03 1962, 3:33 AM PDT Att: 54,418 - Unknown</p> <p>livebaseballscorecards.com</p> <p>AB 35 R 3 H 8 RBI 3 BB 0 SO 5 LOB 9</p> 									
Jim Gilliam, S OBP: 0.373, SLG: 0.351 (1, 4)	F9		1B	4-3		4-3		F9	4 0 1 0 0 0 1											
Willie Davis, L OBP: 0.353, SLG: 0.495 (1, 8)	F7		1B	F3		F3		K	4 0 1 0 0 1 1											
Tommy Davis, R OBP: 0.372, SLG: 0.532 (1, 5)		1B 2B	F6			E 1B		2B 3B	4 2 3 0 0 0 2											
Ron Fairly, L OBP: 0.406, SLG: 0.487 (1, 3)	FC6-4 1B		G3			K		F7 G3 2B	4 1 2 2 0 1 1											
Frank Howard, R OBP: 0.362, SLG: 0.578 (1, 9)	FC6-4		5-3			6-3		F7	4 0 0 0 0 0 2											
Duke Snider, L OBP: 0.429, SLG: 0.488 (1, 7)	F8		3-1			F8		G3	4 0 0 1 0 0 1											
John Roseboro, L OBP: 0.350, SLG: 0.399 (1, 2)	F8		F7			F7		4-3	4 0 0 0 0 0 1											
Stan Williams, R OBP: 0.117, SLG: 0.190 Ed Roebuck, R OBP: 0.296, SLG: 0.286 Tim Lincecum, L OBP: 0.346, SLG: 0.404 Phil Ortega, R OBP: 0.350, SLG: 0.350 Wally Moon, L OBP: 0.350, SLG: 0.350 Ron Perranoski, L OBP: 0.350, SLG: 0.350 (1, 1) (4, 1) (5, PH) (8, 1) (8, PH) (9, 1)	5-3		K			K		K	1 0 0 0 0 0 0 0 0 0 0 0 0 0 1 0 0 0 0 1 0 0 0 0 0 0 0 0 1 0 0 0 0 1 0 0 0 0 0 0 0 0											
Inning Stats	R: 0 E: 0 K: 1 S: 8	H: 0 LOB: 0 BB: 0 P: 13	R: 1 E: 0 K: 0 S: 10	H: 2 LOB: 1 BB: 0 P: 14	R: 0 E: 0 K: 0 S: 10	H: 2 LOB: 2 BB: 0 P: 14	R: 0 E: 0 K: 0 S: 9	H: 0 LOB: 0 BB: 0 P: 14	R: 0 E: 1 K: 1 S: 12	H: 1 LOB: 1 BB: 0 P: 18	R: 0 E: 0 K: 0 S: 7	H: 0 LOB: 0 BB: 0 P: 11	R: 0 E: 0 K: 2 S: 10	H: 1 LOB: 1 BB: 0 P: 14	R: 2 E: 0 K: 0 S: 9	H: 2 LOB: 2 BB: 0 P: 10	1B: 5 2B: 2 3B: 1 HR: 0	SF: 0 SAC: 0 DP: 0 HBP: 0	WP: 0 PB: 0 SB: 0 CS: 0	PA: 35
PITCHER	IP WLS BF H R ER SO BB IBB HBP BLK WP HR S P ERA WHIP											IP WLS BF H R ER SO BB IBB HBP BLK WP HR S P ERA WHIP								
Jack Sanford, R ERA: 3.52 (1, 1)	9.0 W 35 8 3 3 5 0 0 0 0 0 0 84 123 3.00 0.889																			

Batter	1	2	3	4	5	6	7	8	9	AB	R	H	RBI	BB	SO	LOB	TOP							
Chuck Hillier, L (1, 4) <small>OBP: 0.337, SLG: 0.329</small> Ernie Bowman, R (9, FR) <small>OBP: 0.233, SLG: 0.293</small>	5-2 WP 2B BB	0-1 L9	0-3-2 F7	3-2 F7			1-1 F7	0-1 SH FC5-2 1B	4 1 1 0 1 0 1 0 0 0 0 0 0 0															
Jim Davenport, R (1, 5) <small>OBP: 0.365, SLG: 0.487</small>	1-3 K		1-0 2B 1B	1-0 F8			1-0 5-3	0-0 SH FC5-2 BB	4 2 1 0 0 1 1															
Felipe Alou, R (1, 9) <small>OBP: 0.349, SLG: 0.517</small>	3-1 2H 1B 2B		0-3 K		0-0 6-3			1-0 F4 BB FC5-2 IBB	4 2 1 1 1 1 1															
Willie McCovey, L (1, 7) <small>OBP: 0.317, SLG: 0.322</small> Matty Alou, L (6, PH) <small>OBP: 0.292, SLG: 0.348</small> Bobby Bolin, R (8, PH) <small>OBP: 0.301, SLG: 0.381</small> Carl Soler, R (9, PH) <small>OBP: 0.292, SLG: 0.292</small> Don Larsen, R (9, PH) <small>OBP: 0.292, SLG: 0.292</small> Stu Miller, R (9, PH) <small>OBP: 0.203, SLG: 0.143</small>	2-2 E7 2H 1B		0-0 1B 2B	1-3 1B 2B	1-0 F4		0-1 2B FC5-4 1B	0-2 F2	4 1 3 1 0 0 0 0 0 1 0 0 0 0 0 0 0 0 0 0 0 1 0															
Willie Mays, R (1, 8) <small>OBP: 0.377, SLG: 0.609</small>	0-1 E7 1-3		4-0 1B IBB	3-2 6-3			0-0 FC5-4 2B	1-0 FC5-2 BB E	4 1 1 0 1 0 4															
Orlando Cepeda, R (1, 3) <small>OBP: 0.360, SLG: 0.546</small>	0-2 F7		2-2 1-2 2H 3H 1B	0-0 L1			4-0 FC5-4 IBB	4-2 E BB	3 1 1 3 2 0 1															
Tom Haller, L (1, 2) <small>OBP: 0.360, SLG: 0.489</small> Harvey Kuenn, R (8, PH) <small>OBP: 0.381, SLG: 0.458</small>		0-1 F2	0-2 F5	3-1 F8			0-1 FC5-4 IBB	1-2 E6 2B	3 0 0 0 0 0 2 2 0 1 4 0 0 2								AB 35 R 9 H 9 RBI 9 BB 7 SO 2 LOB 22							
Jose Pagan, R (1, 6) <small>OBP: 0.314, SLG: 0.355</small>		4-2 SH2-4 BB	1-0 F4	0-0 G3			4-0 1-2 IBB	3-2 1-3	3 0 0 0 2 0 4															
Billy O'Dell, S (1, 1) <small>OBP: 0.213, SLG: 0.149</small> Bob Nieman, R (8, PH) <small>OBP: 0.323, SLG: 0.483</small> Ed Bailey, L (8, 2) <small>OBP: 0.336, SLG: 0.466</small>		0-0 SH2-4	2-2 1-3	0-0 F7			0-1 F8	0-1 F8	2 0 0 0 0 0 0 1 0 0 0 0 0 3 0 0 0 0 0 0 0															
Inning Stats	R: 2 H: 2 E: 1 K: 1 S: 17	H: 2 LOB: 1 BB: 1 P: 28	R: 0 H: 0 E: 0 K: 0 S: 7	H: 0 LOB: 1 BB: 1 P: 11	R: 2 H: 3 E: 0 K: 1 S: 12	H: 3 LOB: 2 BB: 1 P: 20	R: 0 H: 0 E: 0 K: 0 S: 9	H: 0 LOB: 0 BB: 0 P: 15	R: 0 H: 0 E: 0 K: 0 S: 6	H: 0 LOB: 0 BB: 0 P: 10	R: 0 H: 0 E: 0 K: 0 S: 4	H: 0 LOB: 0 BB: 0 P: 7	R: 0 H: 0 E: 0 K: 0 S: 4	H: 0 LOB: 0 BB: 0 P: 6	R: 1 H: 2 E: 0 K: 0 S: 8	H: 2 LOB: 3 BB: 2 P: 17	R: 4 H: 2 E: 2 K: 0 S: 15	H: 2 LOB: 2 BB: 2 P: 28	1B: 5 2B: 4 3B: 0 HR: 0	SF: 0 SAC: 2 DP: 0 HBP: 0	WP: 1 PB: 0 SB: 0 CS: 0	PA: 44		
PITCHER	IP	WLS	BF	H	R	ER	SO	BB	IBB	HBP	BLK	WP	HR	S	P	ERA	WHIP							
Don Drysdale, R (1, 1) <small>ERA: 3.0</small>	7.1		33	7	5	5	2	2	2	0	0	1	0	63	106	6.14	1.227							
Ron Perranoski, L (8, 1) <small>ERA: 2.25</small>	1.2	L	11	2	4	4	0	1	2	0	0	0	0	19	36	21.60	1.800							

San Francisco Giants @ Los Angeles Dodgers
Dodger Stadium, Los Angeles, CA
Thu Sep 06 1962, 7:05 PM PDT
Att: 54,263 - Unknown



Batter	1	2	3	4	5	6	7	8	9	AB	R	H	RBI	BB	SO	LOB	BOTTOM							
Maury Wills, S (1, 6) <small>OBP: 0.331, SLG: 0.364</small>	1-1 4-3			0-2 F8	0-1 E1		0-2 S 1B		4-1 1B BB	4 0 1 0 1 0 0														
Jim Gilliam, S (1, 4) <small>OBP: 0.371, SLG: 0.346</small>	1-1 F6			4-2 2B E BB	2-1 F7		4-0 1-2 BB	1-1 F7	3 1 0 0 2 0 3															
Willie Davis, L (1, 8) <small>OBP: 0.349, SLG: 0.489</small>	0-1 F8			0-0 E9 1H 1B 2B	1-0 3-1		0-2 4-3	1-2 1-2 2-3 1B	5 1 2 0 0 0 3															
Tommy Davis, R (1, 5) <small>OBP: 0.373, SLG: 0.537</small>		1-1 4-3		2-1 HR 1B	0-1 L8 2B		0-2 HR	2-2 SF7	4 2 3 3 0 0 0															
Frank Howard, R (1, 9) <small>OBP: 0.359, SLG: 0.578</small>		1-3 K		1-2 1H HR	1-0 L8		3-3 K	0-2 F5	5 1 1 2 0 2 3															
Ron Fairly, L (1, 3) <small>OBP: 0.406, SLG: 0.481</small>		1-1 G3		4-0 BB	0-2 G3		4-2 FC4-6 BB		2 0 0 0 2 0 1															
Lee Walls, R (1, 7) <small>OBP: 0.330, SLG: 0.318</small> Wally Moon, L (6, PH) <small>OBP: 0.341, SLG: 0.353</small> Larry Burright, R (9, 4) <small>OBP: 0.257, SLG: 0.322</small>			0-0 5-3	0-3 K	1-0 F9		0-0 FC4-6	1-2 1-2	3 0 0 0 0 1 2 1 0 0 0 0 0 1 0 0 0 0 0 0 0								AB 35 R 6 H 8 RBI 5 BB 5 SO 4 LOB 15							
John Roseboro, L (1, 2) <small>OBP: 0.346, SLG: 0.399</small>			2-2 4-3	0-1 4-3			0-1 L7	1-1 F3	4 0 0 0 0 0 2															
Don Drysdale, R (1, 1) <small>OBP: 0.252, SLG: 0.276</small> Ron Perranoski, L (8, 1) <small>OBP: 0.154, SLG: 0.083</small> Tim Harkness, L (9, PH) <small>OBP: 0.364, SLG: 0.414</small>			0-0 F3		2-3 K		0-0 F7	1-1 1B BB SF7 1B	3 0 0 0 0 1 0 0 0 0 0 0 0 0 1 1 1 0 0 0 0															
Inning Stats	R: 0 H: 0 E: 0 K: 0 S: 6	H: 0 LOB: 0 BB: 0 P: 8	R: 0 H: 0 E: 0 K: 1 S: 7	H: 0 LOB: 0 BB: 0 P: 10	R: 0 H: 0 E: 0 K: 0 S: 5	H: 0 LOB: 0 BB: 0 P: 7	R: 4 H: 3 E: 1 K: 1 S: 16	H: 3 LOB: 1 BB: 2 P: 27	R: 0 H: 0 E: 0 K: 0 S: 8	H: 0 LOB: 1 BB: 0 P: 13	R: 0 H: 1 E: 0 K: 0 S: 7	H: 1 LOB: 1 BB: 0 P: 9	R: 0 H: 1 E: 0 K: 0 S: 10	H: 1 LOB: 2 BB: 1 P: 14	R: 1 H: 1 E: 0 K: 1 S: 13	H: 1 LOB: 1 BB: 1 P: 21	R: 1 H: 2 E: 0 K: 0 S: 15	H: 2 LOB: 2 BB: 1 P: 24	1B: 4 2B: 2 3B: 0 HR: 2	SF: 1 SAC: 0 DP: 0 HBP: 0	WP: 0 PB: 0 SB: 2 CS: 0	PA: 41		
PITCHER	IP	WLS	BF	H	R	ER	SO	BB	IBB	HBP	BLK	WP	HR	S	P	ERA	WHIP							
Billy O'Dell, L (1, 1) <small>ERA: 3.6</small>	1.0	W	5	1	1	1	1	1	0	0	0	0	1	13	21	9.00	2.000							
Bobby Bolin, R (8, 1) <small>ERA: 3.5</small>	0.0		2	1	1	1	0	1	0	0	0	0	0	3	8	∞	∞							
Don Larsen, R (9, 1) <small>ERA: 4.93</small>	1.0	S	4	1	0	0	0	0	0	0	0	0	0	12	16	0.00	1.000							

San Francisco Giants @ Los Angeles Dodgers
Dodger Stadium, Los Angeles, CA
Thu Sep 06 1962, 7:05 PM PDT
Att: 54,263 - Unknown



Batter	1	2	3	4	5	6	7	8	9	AB	R	H	RBI	BB	SO	LOB	TOP			
Don Landrum, L (1, 8) OBP: 0.379, SLG: 0.339	G1		4-3		G1-6-3			FC5-4 1B		4	0	1	0	0	0	1	Chicago Cubs @ San Francisco Giants Candlestick Park, San Francisco, CA Fri Sep 07 1962, 10:05 PM EDT Att: 14,652 - Unknown			
Ken Hubbs, R (1, 4) OBP: 0.291, SLG: 0.345	6-3		1-3			6-3		FC5-4 1B 1B		4	1	0	0	0	0	1				
Billy Williams, L (1, 7) OBP: 0.378, SLG: 0.491	E6 HR			4-3		F7		1B		4	2	1	0	0	0	0				
George Altman, L (1, 9) OBP: 0.389, SLG: 0.519	HR			K		F7		14 L3 1B		4	1	2	4	0	1	0				
14 Ernie Banks, R (1, 3) OBP: 0.308, SLG: 0.508	5-3			1B 2B			K	L3		4	1	1	0	0	1	1				
Ron Santo, R (1, 5) OBP: 0.304, SLG: 0.372		4-3		1B					F8	3	0	1	1	1	0	0				
Andre Rodgers, R (1, 6) OBP: 0.342, SLG: 0.383	6-3		1-3	2H 1B			1B BB		4-3	4	0	1	0	0	0	1				
Moe Thacker, R (1, 2) OBP: 0.305, SLG: 0.265										2	0	1	0	0	0	0				
Billy Ott, S (7, PH) OBP: 0.143, SLG: 0.143	F8									1	0	0	0	0	1	2				
Barney Schultz, R (7, 1)										0	0	0	0	0	0	0				
Lou Brock, L (9, PH) OBP: 0.323, SLG: 0.423										1	0	0	0	0	1	0				
Bob Buhl, R (1, 1) OBP: 0.333, SLG: 0.341			F4							2	0	0	0	0	0	1				
Bob Will, S (7, PH) OBP: 0.297, SLG: 0.258					FC1-5 G1-6-3					1	0	0	0	0	1	2				
Cuno Barragan, R (7, 2) OBP: 0.297, SLG: 0.258										0	0	0	0	0	0	0				
Inning Stats	R: 2 E: 1 K: 0 S: 5	H: 1 LOB: 0 BB: 0 P: 5	R: 0 E: 0 K: 0 S: 3	H: 0 LOB: 0 BB: 0 P: 3	R: 0 E: 0 K: 0 S: 3	H: 0 LOB: 0 BB: 0 P: 3	R: 1 E: 0 K: 1 S: 7	H: 2 LOB: 1 BB: 0 P: 7	R: 0 E: 0 K: 0 S: 3	H: 0 LOB: 0 BB: 0 P: 3	R: 0 E: 0 K: 3 S: 10	H: 1 LOB: 2 BB: 1 P: 14	R: 2 E: 0 K: 0 S: 5	H: 3 LOB: 0 BB: 0 P: 5	R: 0 E: 0 K: 1 S: 5	H: 0 LOB: 0 BB: 0 P: 5	1B: 5 2B: 3 3B: 0 HR: 1	SF: 0 SAC: 0 DP: 2 HBP: 0	WP: 0 PB: 0 SB: 0 CS: 0	PA: 35
PITCHER	IP WLS BF H R ER SO BB IBB HBP BLK WP HR S P ERA WHIP																			
Jack Sanford, R (1, 1) ERA: 3.52	7.1 W 30 7 5 3 4 1 0 0 0 0 1 37 41 3.68 1.091																			
Stu Miller, R (8, 1) ERA: 3.95	1.2 S 5 1 0 0 1 0 0 0 0 0 0 7 7 0.00 0.600																			

AB	34
R	5
H	8
RBI	5
BB	1
SO	5
LOB	9



Batter	1	2	3	4	5	6	7	8	9	AB	R	H	RBI	BB	SO	LOB	BOTTOM				
Harvey Kuenn, R (1, 7) OBP: 0.378, SLG: 0.455	F8		F7		SF9		1-5-3			3	0	0	1	0	0	0	Chicago Cubs @ San Francisco Giants Candlestick Park, San Francisco, CA Fri Sep 07 1962, 10:05 PM EDT Att: 14,652 - Unknown				
Chuck Hillier, L (1, 4) OBP: 0.337, SLG: 0.329	4-3		1B		F7		4-3			4	0	1	0	0	0	1					
Felipe Alou, R (1, 9) OBP: 0.350, SLG: 0.522	K2-3		F3		2B BB		HR			3	1	1	1	1	1	1					
Willie Mays, R (1, 8) OBP: 0.378, SLG: 0.612		6-3		F5		2B		2B		4	0	2	1	0	0	0					
Orlando Cepeda, R (1, 3) OBP: 0.358, SLG: 0.542		K		F4		F9		6-3		4	0	0	0	0	1	3					
Tom Haller, L (1, 2) OBP: 0.387, SLG: 0.498		K		HR		4-3		K		4	1	1	1	0	2	0					
Jim Davenport, R (1, 5) OBP: 0.366, SLG: 0.482			E6 HR		F8		F4		6-3	4	1	0	0	0	0	0					
Jose Pagan, R (1, 6) OBP: 0.317, SLG: 0.364			HR				E8 1B SF9		K	4	2	3	2	0	1	0					
Jack Sanford, R (1, 1) OBP: 0.207, SLG: 0.210							1B			3	1	1	0	0	1	1					
Stu Miller, R (8, 1) OBP: 0.200, SLG: 0.143			L1		2B 1B		K			0	0	0	0	0	0	0					
Inning Stats	R: 0 E: 0 K: 1 S: 5	H: 0 LOB: 0 BB: 0 P: 5	R: 0 E: 0 K: 2 S: 7	H: 0 LOB: 0 BB: 0 P: 7	R: 2 E: 1 K: 0 S: 6	H: 2 LOB: 1 BB: 0 P: 6	R: 1 E: 0 K: 0 S: 4	H: 1 LOB: 0 BB: 0 P: 4	R: 2 E: 1 K: 0 S: 6	H: 3 LOB: 2 BB: 1 P: 10	R: 0 E: 0 K: 1 S: 6	H: 1 LOB: 1 BB: 0 P: 6	R: 1 E: 0 K: 0 S: 5	H: 2 LOB: 1 BB: 0 P: 5	R: 0 E: 0 K: 2 S: 7	H: 0 LOB: 0 BB: 0 P: 7		1B: 4 2B: 2 3B: 0 HR: 3	SF: 1 SAC: 0 DP: 0 HBP: 0	WP: 0 PB: 0 SB: 0 CS: 0	PA: 35
PITCHER	IP WLS BF H R ER SO BB IBB HBP BLK WP HR S P ERA WHIP																				
Bob Buhl, R (1, 1) ERA: 4.17	6.0 L 27 7 5 4 4 1 0 0 0 0 0 2 34 38 6.00 1.333																				
Barney Schultz, R (7, 1) ERA: 3.93	2.0 8 2 1 1 2 0 0 0 0 0 0 1 12 12 4.50 1.000																				

AB	33
R	6
H	9
RBI	6
BB	1
SO	6
LOB	6



Batter	1	2	3	4	5	6	7	8	9	AB	R	H	RBI	BB	SO	LOB	TOP					
Don Landrum, L OBP: 0.383, SLG: 0.344 (1, 8)										5	0	3	0	0	0	4	Chicago Cubs @ San Francisco Giants Candlestick Park, San Francisco, CA Sat Sep 08 1962, 6:33 AM EDT Att: 17,643 - Sunny					
Ken Hubbs, R OBP: 0.291, SLG: 0.343 (1, 4)									3	1	0	0	1	0	3							
14 Ernie Banks, R OBP: 0.310, SLG: 0.509 (1, 3)									5	0	3	0	0	1	1							
Billy Williams, L OBP: 0.377, SLG: 0.487 (1, 7)									4	0	0	0	1	0	4							
George Altman, L OBP: 0.388, SLG: 0.516 Lou Brock, L OBP: 0.322, SLG: 0.422 (1, 9)									3	0	0	0	1	0	0							
Ron Santo, R OBP: 0.304, SLG: 0.371 (1, 5)									4	0	1	0	0	3	3							
Andre Rodgers, R OBP: 0.344, SLG: 0.387 (1, 6)									4	1	2	0	0	0	1							
Moe Thacker, R OBP: 0.303, SLG: 0.264 (1, 2)									4	0	1	0	0	1	2							
Don Cardwell, R ERA: 4.76 Freddie Burdette, R ERA: Billy Ott, S ERA: 0.250 Dave Gerard, R ERA: 0.376 Bob Will, L ERA: 5.08 Don Elston, R ERA: 2.82 (1, 1)									2	0	2	0	0	0	0							
Inning Stats	R: 0 E: 0 K: 2 S: 8	H: 1 LOB: 3 BB: 2 P: 16	R: 0 E: 0 K: 0 S: 5	H: 2 LOB: 2 BB: 0 P: 5	R: 0 E: 0 K: 0 S: 3	H: 1 LOB: 0 BB: 0 P: 3	R: 0 E: 1 K: 1 S: 7	H: 2 LOB: 2 BB: 0 P: 7	R: 0 E: 0 K: 0 S: 3	H: 0 LOB: 0 BB: 0 P: 3	R: 1 E: 0 K: 0 S: 8	H: 3 LOB: 3 BB: 0 P: 8	R: 1 E: 0 K: 0 S: 3	H: 1 LOB: 0 BB: 1 P: 7	R: 0 E: 0 K: 1 S: 6	H: 1 LOB: 1 BB: 0 P: 6		R: 0 E: 0 K: 0 S: 5	H: 2 LOB: 2 BB: 0 P: 5	1B: 12 2B: 1 3B: 0 HR: 0	SF: 0 SAC: 1 DP: 2 HBP: 0	WP: 0 PB: 0 SB: 0 CS: 0
PITCHER	IP WLS BF H R ER SO BB IBB HBP BLK WP HR S P ERA WHIP	7.0 W 32 10 2 2 4 3 0 0 0 0 0 37 49 2.57 1.857	2.0 S 9 3 0 0 1 0 0 0 0 0 0 11 11 0.00 1.500																			

Batter	1	2	3	4	5	6	7	8	9	AB	R	H	RBI	BB	SO	LOB	BOTTOM					
Harvey Kuenn, R OBP: 0.380, SLG: 0.454 (1, 5)									3	2	1	0	2	1	0	Chicago Cubs @ San Francisco Giants Candlestick Park, San Francisco, CA Sat Sep 08 1962, 6:33 AM EDT Att: 17,643 - Sunny						
Chuck Hiller, L OBP: 0.336, SLG: 0.330 (1, 4)									4	1	1	1	0	0	2							
Felipe Alou, R OBP: 0.353, SLG: 0.523 (1, 9)									5	2	3	1	0	0	2							
Willie McCovey, L OBP: 0.376, SLG: 0.644 Billy O'Dell, S OBP: 0.213, SLG: 0.149 Orlando Cepeda, R OBP: 0.358, SLG: 0.542 (1, 3)									3	0	2	0	0	1	2							
Willie Mays, R OBP: 0.377, SLG: 0.607 (1, 8)									4	0	0	0	1	1	5							
Matty Alou, L OBP: 0.311, SLG: 0.316 Jim Davenport, R OBP: 0.366, SLG: 0.482 (1, 7)									3	0	0	0	0	0	3							
Ed Bailey, L OBP: 0.341, SLG: 0.464 (1, 2)									3	0	1	2	2	0	2							
Jose Pagan, R OBP: 0.316, SLG: 0.363 (1, 6)									5	0	1	0	0	0	6							
Billy Pierce, L OBP: 0.300, SLG: 0.255 Tom Haller, L OBP: 0.386, SLG: 0.496 Bobby Bolin, R OBP: 0.292, SLG: 0.348 (1, 1)									3	0	0	0	0	0	1							
Inning Stats	R: 0 E: 1 K: 2 S: 9	H: 1 LOB: 2 BB: 0 P: 9	R: 0 E: 0 K: 0 S: 3	H: 0 LOB: 1 BB: 1 P: 7	R: 0 E: 0 K: 1 S: 5	H: 0 LOB: 0 BB: 0 P: 5	R: 0 E: 0 K: 0 S: 4	H: 1 LOB: 1 BB: 0 P: 4	R: 4 E: 1 K: 0 S: 7	H: 3 LOB: 3 BB: 3 P: 19	R: 0 E: 1 K: 0 S: 5	H: 1 LOB: 2 BB: 0 P: 5	R: 0 E: 0 K: 0 S: 5	H: 2 LOB: 2 BB: 0 P: 5	R: 3 E: 1 K: 0 S: 7		H: 3 LOB: 2 BB: 1 P: 11	1B: 10 2B: 1 3B: 0 HR: 0	SF: 0 SAC: 1 DP: 0 HBP: 0	WP: 0 PB: 0 SB: 1 CS: 0	PA: 44	
PITCHER	IP WLS BF H R ER SO BB IBB HBP BLK WP HR S P ERA WHIP	4.2 L 25 5 4 0 0 0 0 0 0 0 0 1 1 0.00 0.000	0.1 1 0 0 0 0 0 0 0 0 0 0 1 1 0.00 0.000	2.0 10 3 0 0 0 0 0 0 0 0 0 10 10 0.00 1.500	1.0 8 3 3 1 0 1 0 0 0 0 0 0 7 11 9.00 4.000																	

Batter	1	2	3	4	5	6	7	8	9	AB	R	H	RBI	BB	SO	LOB	TOP																			
Ron Santo, R OBP: 0.301, SLG: 0.368 (1, 5)	F9		F4		F8			6-3	G3-6-1	5	0	0	0	0	0	2																				
Ken Hubbs, R OBP: 0.292, SLG: 0.344 (1, 4)	F9		1B 14 SF8 1B		G5-4-3			3B 1B		4	2	2	0	0	0	1																				
Billy Williams, L OBP: 0.379, SLG: 0.493 (1, 7)	3-1							14 1B 3B		4	1	3	1	0	0	0																				
14 Ernie Banks, R OBP: 0.312, SLG: 0.516 (1, 3)			SF8					1B 1B		3	1	2	3	0	1	1																				
Billy Ott, S OBP: 0.167, SLG: 0.167 (1, 9)	K		F6					F5		4	0	0	0	0	2	3																				
Lou Brock, L OBP: 0.320, SLG: 0.419 George Altman, L OBP: 0.389, SLG: 0.517 Don Landrum, L OBP: 0.393, SLG: 0.344 (8, PH) (8, PR) (8, 8)	G3				1-3					3	0	0	0	0	1	1																				
Andre Rodgers, R OBP: 0.345, SLG: 0.388 (1, 6)	1B 1B				4-3			K2-3		4	0	2	0	0	1	2																				
Dick Bertell, R OBP: 0.332, SLG: 0.378 (1, 2)	1B				5-3			F8		4	0	1	0	0	0	1																				
Glen Hobbie, R OBP: 0.173, SLG: 0.122 Bob Anderson, R OBP: 0.208, SLG: 0.217 Jim McInnis, R OBP: 0.241, SLG: 0.247 Cal Koonce, R OBP: 0.171, SLG: 0.119 Bob Williams, L OBP: 0.207, SLG: 0.237 Al Lary, R OBP: 0.375, SLG: 0.167 (1, 1) (3, 1) (7, PH) (7, 1) (9, PH) (9, PR)	K							G4-3-6-3		1	0	0	0	0	1	2																				
Inning Stats	R: 0 E: 0 K: 0 S: 3	H: 0 LOB: 0 BB: 0 P: 3	R: 1 E: 0 K: 2 S: 10	H: 3 LOB: 2 BB: 0 P: 10	R: 1 E: 0 K: 0 S: 5	H: 2 LOB: 1 BB: 0 P: 5	R: 0 E: 0 K: 0 S: 3	H: 0 LOB: 0 BB: 0 P: 3	R: 0 E: 0 K: 3 S: 10	H: 1 LOB: 1 BB: 0 P: 10	R: 0 E: 0 K: 0 S: 3	H: 1 LOB: 0 BB: 0 P: 3	R: 2 E: 0 K: 1 S: 9	H: 4 LOB: 2 BB: 0 P: 9	R: 0 E: 0 K: 0 S: 2	H: 0 LOB: 1 BB: 1 P: 6	1B: 9 2B: 0 3B: 1 HR: 1	SF: 1 SAC: 0 DP: 3 HBP: 0	WP: 0 PA: 37 PB: 0 SB: 0 CS: 0																	
PITCHER	IP	WLS	BF	H	R	ER	SO	BB	IBB	HBP	BLK	WP	HR	S	P	ERA	WHIP	PITCHER		IP	WLS	BF	H	R	ER	SO	BB	IBB	HBP	BLK	WP	HR	S	P	ERA	WHIP
Mike McCormick, L ERA: 5.07 (1, 1)	7.1	W	30	9	4	4	5	1	0	0	0	0	1	39	43	4.91	1.364																			
Don Larsen, R ERA: 4.82 (8, 1)	1.2	S	7	2	0	0	1	1	0	0	0	0	0	8	12	0.00	1.800																			

Chicago Cubs @ San Francisco Giants
Candlestick Park, San Francisco, CA
Sun Sep 09 1962, 6:33 AM EDT
Att: 26,049 - Sunny

AB 34
R 4
H 11
RBI 4
BB 2
SO 6
LOB 14



Batter	1	2	3	4	5	6	7	8	9	AB	R	H	RBI	BB	SO	LOB	BOTTOM																			
Harvey Kuenn, R OBP: 0.381, SLG: 0.458 (1, 5) (6, 7)	1B 3B		2B BB		F8			F9		3	2	1	0	1	0	0																				
Chuck Hiller, L OBP: 0.337, SLG: 0.330 (1, 4)	1B		F3		F8			HR BB		3	1	1	1	1	0	1																				
Felipe Alou, R OBP: 0.358, SLG: 0.535 (1, 9)	1B 1B		1B 2B		HR			1B 1B		4	2	4	3	0	0	0																				
Willie McCovey, L OBP: 0.375, SLG: 0.637 Jim Davenport, R OBP: 0.366, SLG: 0.484 (1, 7) (6, 5)	1B BB		F3		6-3			FC6-4 1B		2	0	0	0	1	0	1																				
Willie Mays, R OBP: 0.376, SLG: 0.605 (1, 8)	1B		F9		4-3			FC6-4		4	0	1	1	0	0	3																				
Orlando Cepeda, R OBP: 0.356, SLG: 0.538 (1, 3)	6-3				F5			5-3		4	0	0	0	0	1	1																				
Tom Haller, L OBP: 0.384, SLG: 0.489 (1, 2)			G4-6-3 BB		F5			F9		3	0	0	0	1	0	0																				
Jose Pagan, R OBP: 0.317, SLG: 0.364 (1, 6)	G4-6-3							F7		4	0	2	0	0	0	1																				
Mike McCormick, L OBP: 0.179, SLG: 0.231 Don Larsen, R OBP: 0.208, SLG: 0.292 (1, 1) (8, 1)	G3				K			K		3	0	0	0	0	2	2																				
Inning Stats	R: 2 E: 0 K: 0 S: 5	H: 4 LOB: 1 BB: 1 P: 9	R: 0 E: 0 K: 0 S: 2	H: 0 LOB: 0 BB: 1 P: 6	R: 1 E: 0 K: 0 S: 4	H: 1 LOB: 1 BB: 1 P: 8	R: 0 E: 0 K: 1 S: 6	H: 1 LOB: 0 BB: 0 P: 6	R: 2 E: 0 K: 0 S: 4	H: 1 LOB: 1 BB: 1 P: 8	R: 0 E: 0 K: 1 S: 6	H: 1 LOB: 0 BB: 0 P: 6	R: 0 E: 0 K: 0 S: 5	H: 2 LOB: 2 BB: 0 P: 5	R: 0 E: 0 K: 1 S: 5	H: 0 LOB: 0 BB: 0 P: 5	1B: 7 2B: 1 3B: 1 HR: 1	SF: 0 SAC: 0 DP: 1 HBP: 0	WP: 0 PA: 35 PB: 0 SB: 0 CS: 0																	
PITCHER	IP	WLS	BF	H	R	ER	SO	BB	IBB	HBP	BLK	WP	HR	S	P	ERA	WHIP	PITCHER		IP	WLS	BF	H	R	ER	SO	BB	IBB	HBP	BLK	WP	HR	S	P	ERA	WHIP
Glen Hobbie, R ERA: 5.38 (1, 1)	2.1	L	12	5	3	3	0	3	0	0	0	0	1	9	21	11.57	3.429																			
Bob Anderson, R ERA: 4.3 (3, 1)	3.2		15	3	2	2	2	1	0	0	0	0	1	18	22	4.91	1.091																			
Cal Koonce, R ERA: 4.16 (7, 1)	2.0		8	2	0	0	1	0	0	0	0	0	0	10	10	0.00	1.000																			

Chicago Cubs @ San Francisco Giants
Candlestick Park, San Francisco, CA
Sun Sep 09 1962, 6:33 AM EDT
Att: 26,049 - Sunny

AB 31
R 5
H 10
RBI 5
BB 4
SO 3
LOB 9



Batter	1	2	3	4	5	6	7	8	9	AB	R	H	RBI	BB	SO	LOB	TOP				
Bill Virdon, L OBP: 0.274, SLG: 0.348 (1, 8)										4	0	1	0	0	1	0	Pittsburgh Pirates @ San Francisco Giants Candlestick Park, San Francisco, CA Mon Sep 10 1962, 6:33 AM EDT Att: 19,498 - Unknown				
Dick Groat, R OBP: 0.334, SLG: 0.368 (1, 6)										4	0	1	0	0	0	0					
Roberto Clemente, R OBP: 0.349, SLG: 0.448 (1, 9)										4	0	0	0	0	0	2					
Smoky Burgess, L OBP: 0.377, SLG: 0.501 (1, 2)										4	0	0	0	0	0	3					
Donn Clendenon, R OBP: 0.372, SLG: 0.482 (1, 3)										4	1	2	0	0	0	0					
Bill Mazaroski, R OBP: 0.324, SLG: 0.434 (1, 4)										3	0	1	0	1	0	3					
Bob Skinner, L OBP: 0.400, SLG: 0.526 (1, 7)										4	0	0	0	0	0	3					
Johnny Logan, R OBP: 0.341, SLG: 0.351 (1, 5)										3	0	0	0	1	1	1					
Harvey Haddix, L OBP: 0.259, SLG: 0.404 (7, PH)										2	0	0	0	0	1	0					
Dick Stuart, R OBP: 0.289, SLG: 0.403 (7, 1)										1	0	0	0	0	0	1					
Roy Face, R OBP: 0.083, SLG: 0.083 (7, 1)										0	0	0	0	0	0	0					
Inning Stats	R: 0 E: 0 K: 0 S: 3	H: 0 LOB: 0 BB: 0 P: 3	R: 0 E: 0 K: 0 S: 3	H: 0 LOB: 1 BB: 1 P: 7	R: 0 E: 0 K: 2 S: 7	H: 0 LOB: 0 BB: 0 P: 7	R: 0 E: 1 K: 0 S: 5	H: 1 LOB: 2 BB: 0 P: 5	R: 0 E: 0 K: 1 S: 5	H: 0 LOB: 0 BB: 0 P: 5	R: 0 E: 0 K: 0 S: 4	H: 2 LOB: 1 BB: 0 P: 4	R: 1 E: 0 K: 0 S: 4	H: 1 LOB: 1 BB: 1 P: 8	R: 0 E: 1 K: 0 S: 4	H: 0 LOB: 1 BB: 0 P: 4	R: 0 E: 0 K: 0 S: 4	H: 1 LOB: 1 BB: 0 P: 4	1B: 5 2B: 0 3B: 0 HR: 0	SF: 0 SAC: 0 DP: 1 HBP: 0	WP: 1 PA: 35 FB: 0 SB: 0 CS: 0
PITCHER Billy O'Dell, L ERA: 3.5 (1, 1)	IP: 9.0 WLS: W BF: 35 H: 5 R: 1 ER: 1 SO: 3 BB: 2 IBB: 0 HBP: 0 BLK: 0 WP: 1 HR: 0 S: 39 P: 47 ERA: 1.00 WHIP: 0.778															PITCHER					

Batter	1	2	3	4	5	6	7	8	9	AB	R	H	RBI	BB	SO	LOB	BOTTOM		
Harvey Kuenn, R OBP: 0.380, SLG: 0.456 (1, 7)										4	0	1	0	0	1	0	Pittsburgh Pirates @ San Francisco Giants Candlestick Park, San Francisco, CA Mon Sep 10 1962, 6:33 AM EDT Att: 19,498 - Unknown		
Chuck Hiller, L OBP: 0.337, SLG: 0.335 (1, 4)										4	1	1	1	0	0	1			
Felipe Alou, R OBP: 0.362, SLG: 0.537 (1, 9)										2	1	2	0	2	0	0			
Willie Mays, R OBP: 0.377, SLG: 0.609 (1, 8)										4	1	2	2	0	0	3			
Orlando Cepeda, R OBP: 0.355, SLG: 0.538 (1, 3)										4	1	1	0	0	1	2			
Jim Davenport, R OBP: 0.364, SLG: 0.479 (1, 5)										4	0	0	0	0	3	1			
Ed Bailey, L OBP: 0.339, SLG: 0.460 (1, 2)										4	0	1	0	0	0	1			
Jose Pagan, R OBP: 0.317, SLG: 0.363 (1, 6)										4	0	1	1	0	0	1			
Billy O'Dell, S OBP: 0.205, SLG: 0.143 (1, 1)										3	0	0	0	0	1	1			
Inning Stats	R: 2 E: 0 K: 1 S: 7	H: 2 LOB: 0 BB: 0 P: 7	R: 0 E: 0 K: 1 S: 5	H: 0 LOB: 0 BB: 0 P: 5	R: 0 E: 0 K: 0 S: 4	H: 1 LOB: 2 BB: 1 P: 8	R: 1 E: 0 K: 2 S: 9	H: 2 LOB: 1 BB: 0 P: 9	R: 0 E: 0 K: 0 S: 4	H: 1 LOB: 1 BB: 0 P: 4	R: 0 E: 0 K: 1 S: 6	H: 1 LOB: 1 BB: 0 P: 6	R: 1 E: 0 K: 1 S: 7	H: 2 LOB: 2 BB: 1 P: 11	R: 0 E: 0 K: 0 S: 3	H: 0 LOB: 0 BB: 0 P: 3		1B: 6 2B: 1 3B: 0 HR: 2	SF: 0 SAC: 0 DP: 0 HBP: 0
PITCHER Harvey Haddix, L ERA: 4.25 (7, 1)	IP: 6.0 WLS: L BF: 26 H: 7 R: 3 ER: 3 SO: 5 BB: 1 IBB: 0 HBP: 0 BLK: 0 WP: 1 HR: 1 S: 35 P: 39 ERA: 4.50 WHIP: 1.333															PITCHER			
PITCHER Roy Face, R ERA: 1.79 (7, 1)	IP: 2.0 WLS: 9 BF: 2 H: 2 R: 1 ER: 1 SO: 1 BB: 0 IBB: 0 HBP: 0 BLK: 0 WP: 0 HR: 1 S: 10 P: 14 ERA: 4.50 WHIP: 1.500															PITCHER			



Batter	1	2	3	4	5	6	7	8	9	AB	R	H	RBI	BB	SO	LOB	TOP			
Bill Virdon, L OBP: 0.275, SLG: 0.349 (1, 8)	0-0 4-3		0-0 1B			0-0 F7		0-0 1-2 1B		4	0	2	0	0	0	0	Pittsburgh Pirates @ San Francisco Giants Candlestick Park, San Francisco, CA Tue Sep 11 1962, 6:33 AM EDT Att: 10,283 - Unknown			
Dick Groat, R OBP: 0.333, SLG: 0.370 (1, 6)	0-0 F8		0-0 1-3			0-0 3B		0-0 F5		4	0	1	0	0	0	3				
Bob Skinner, L OBP: 0.400, SLG: 0.525 (1, 7)	0-0 F6			0-0 G1-4-3 1B		4-0 G6-3 BB		0-3 K		3	0	1	0	1	1	2				
Smoky Burgess, L OBP: 0.376, SLG: 0.499 (1, 2)		0-0 FC4-6 1B		0-0 G1-4-3 1-2		0-0 G6-3 1-2		0-0 F8		4	0	1	0	0	0	3				
Roberto Clemente, R OBP: 0.348, SLG: 0.447 (1, 9)		0-0 FC4-6 FC5-4 1-2		0-0 1B			0-0 6-3		0-0 F9		4	0	1	0	0	0		1		
Donn Clendenen, R OBP: 0.369, SLG: 0.476 (1, 3)		0-0 FC5-4 1-2		0-0 F3			0-0 6-3		0-0 1B		4	0	1	0	0	0		2		
Dick Schofield, S OBP: 0.383, SLG: 0.375 (1, 5)		0-3 K			0-0 5-3		0-0 3-1		0-0 3-1		4	0	0	0	0	1		2		
Bill Mazerowski, R OBP: 0.324, SLG: 0.434 (1, 4)			0-0 F8		0-3 K			0-0 1B 1B		3	0	1	0	0	1	0				
Tom Sturdivant, L OBP: 0.161, SLG: 0.200 (1, 1)			0-0 6-3			0-0 F6		0-0 F5		2	0	0	0	0	0	0				
Jim Marshall, L OBP: 0.336, SLG: 0.441 (8, PH)										1	0	0	0	0	0	1				
Bob Friend, R OBP: 0.095, SLG: 0.107 (8, 1)										0	0	0	0	0	0	0				
Inning Stats	R: 0 E: 0 K: 0 S: 3	H: 0 LOB: 0 BB: 0 P: 3	R: 0 E: 0 K: 1 S: 6	H: 1 LOB: 1 BB: 0 P: 6	R: 0 E: 0 K: 0 S: 4	H: 1 LOB: 1 BB: 0 P: 4	R: 0 E: 0 K: 0 S: 4	H: 2 LOB: 1 BB: 0 P: 4	R: 0 E: 0 K: 1 S: 5	H: 0 LOB: 0 BB: 0 P: 5	R: 0 E: 0 K: 0 S: 3	H: 0 LOB: 0 BB: 0 P: 3	R: 0 E: 0 K: 1 S: 7	H: 2 LOB: 2 BB: 0 P: 7	R: 0 E: 0 K: 0 S: 4	H: 1 LOB: 1 BB: 0 P: 4	1B: 7 2B: 0 3B: 1 HR: 0	SF: 0 SAC: 0 DP: 2 HBP: 0	WP: 0 PB: 0 SB: 1 CS: 0	PA: 34
PITCHER Jack Sanford, R ERA: 3.38 (1, 1)	IP: 9.0 WLS: W BF: 34 H: 8 R: 0 ER: 0 SO: 3 BB: 1 IBB: 0 HBP: 0 BLK: 0 WP: 0 HR: 0 S: 39 P: 43 ERA: 0.00 WHIP: 1.000															PITCHER				

AB 33
R 0
H 8
RBI 0
BB 1
SO 3
LOB 14



Batter	1	2	3	4	5	6	7	8	9	AB	R	H	RBI	BB	SO	LOB	BOTTOM			
Harvey Kuenn, R OBP: 0.377, SLG: 0.452 (1, 5) (7, 7)	0-0 6-3		0-0 5-3			0-0 F8		0-0 6-3		4	0	0	0	0	0	0	Pittsburgh Pirates @ San Francisco Giants Candlestick Park, San Francisco, CA Tue Sep 11 1962, 6:33 AM EDT Att: 10,283 - Unknown			
Chuck Hillier, L OBP: 0.336, SLG: 0.336 (1, 4)	0-0 2B		0-0 1-3			0-0 G3		0-0 4-3		4	0	1	0	0	0	0				
Felipe Alou, R OBP: 0.364, SLG: 0.544 (1, 9)	0-0 5-3			0-0 E5 1B		0-0 HR				3	2	2	1	0	0	1				
Willie McCovey, L OBP: 0.374, SLG: 0.632 (1, 7)				0-0 1B		0-0 F6		0-0 F8		3	0	1	1	0	0	1				
Jim Davenport, R OBP: 0.364, SLG: 0.479 (7, 5)	0-0 G3			0-0 2H 1B		0-0 F8				0	0	0	0	0	0	0				
Willie Mays, R OBP: 0.375, SLG: 0.606 (1, 8)		0-0 F5		0-0 F3		0-0 F8				3	0	0	0	0	0	1				
Orlando Cepeda, R OBP: 0.353, SLG: 0.535 (1, 3)		0-3 K		0-0 F7			0-0 F5			3	0	0	0	0	1	1				
Tom Haller, L OBP: 0.380, SLG: 0.483 (1, 2)		0-0 F9		0-0 4-3			0-0 F8			3	0	0	0	0	0	2				
Jose Pagan, R OBP: 0.315, SLG: 0.361 (1, 6)		0-0 1-3			0-0 5-3		0-0 F8			3	0	0	0	0	0	1				
Jack Sanford, R OBP: 0.200, SLG: 0.202 (1, 1)			0-0 F9		0-0 F5			0-0 1-3		3	0	0	0	0	0	0				
Inning Stats	R: 0 E: 0 K: 0 S: 4	H: 1 LOB: 1 BB: 0 P: 4	R: 0 E: 0 K: 1 S: 6	H: 0 LOB: 1 BB: 0 P: 6	R: 0 E: 0 K: 0 S: 3	H: 0 LOB: 0 BB: 0 P: 3	R: 1 E: 1 K: 0 S: 5	H: 2 LOB: 1 BB: 0 P: 5	R: 0 E: 0 K: 0 S: 3	H: 0 LOB: 0 BB: 0 P: 3	R: 1 E: 0 K: 0 S: 4	H: 1 LOB: 0 BB: 0 P: 4	R: 0 E: 0 K: 0 S: 3	H: 0 LOB: 0 BB: 0 P: 3	R: 0 E: 0 K: 0 S: 3	H: 0 LOB: 0 BB: 0 P: 3	1B: 2 2B: 1 3B: 0 HR: 1	SF: 0 SAC: 0 DP: 0 HBP: 0	WP: 0 PB: 1 SB: 1 CS: 0	PA: 29
PITCHER Tom Sturdivant, R ERA: 4.12 (1, 1)	IP: 7.0 WLS: L BF: 26 H: 4 R: 2 ER: 2 SO: 1 BB: 0 IBB: 0 HBP: 0 BLK: 0 WP: 0 HR: 1 S: 28 P: 28 ERA: 2.57 WHIP: 0.571															PITCHER				
Bob Friend, R ERA: 3.05 (8, 1)	IP: 1.0 WLS: L BF: 3 H: 0 R: 0 ER: 0 SO: 0 BB: 0 IBB: 0 HBP: 0 BLK: 0 WP: 0 HR: 0 S: 3 P: 3 ERA: 0.00 WHIP: 0.000															PITCHER				

AB 29
R 2
H 4
RBI 2
BB 0
SO 1
LOB 7



Batter	1	2	3	4	5	6	7	8	9	AB	R	H	RBI	BB	SO	LOB	TOP								
Chuck Hiller, L (1, 4) <small>OBP: 0.337, SLG: 0.336</small>	F7		F7		WP 1B			1B BB		3	0	1	0	1	0	1	San Francisco Giants @ Cincinnati Reds Crosley Field, Cincinnati, OH <small>Wed Sep 12 1962, 7:05 PM EDT</small> <small>Att: 17,564 - Unknown</small>								
Willie Mays, R (1, 8) <small>OBP: 0.374, SLG: 0.605</small> Matty Alou, L (1, 8) <small>OBP: 0.318, SLG: 0.318</small>	K			FC6-4 BB	F2			1B		1	0	0	0	1	0										
Felipe Alou, R (1, 9) <small>OBP: 0.361, SLG: 0.539</small>	K			FC6-4 1B	F2			K		4	0	0	0	2	4										
Willie McCovey, L (1, 7) <small>OBP: 0.372, SLG: 0.624</small>	K			E 1B		4-3		K		4	0	1	0	0	2	2									
Orlando Cepeda, R (1, 3) <small>OBP: 0.351, SLG: 0.531</small>	6-3			E5		K		K		4	0	0	0	0	2	4									
Ed Bailey, L (1, 2) <small>OBP: 0.335, SLG: 0.452</small>	F9			K		K			6-3	4	0	0	0	0	2	3									
Jim Davenport, R (1, 5) <small>OBP: 0.366, SLG: 0.477</small>			4-3 BB	K			4-3 BB		F7	2	0	0	0	2	1	3									
Jose Pagan, R (1, 6) <small>OBP: 0.315, SLG: 0.361</small> Harvey Kuenn, R (9, PH) <small>OBP: 0.376, SLG: 0.451</small>	4-3			1B WP 1B	6-3		L6-3		5-3	3	1	1	0	0	0	2									
Billy Pierce, L (1, 1) <small>OBP: 0.288, SLG: 0.245</small> Cap Peterson, R (7, PH)	K			6-3			K			2	0	0	0	0	1	2									
Don Larsen, R (7, 1) <small>OBP: 0.208, SLG: 0.292</small>					6-3					1	0	0	0	0	1	0									
Inning Stats	R: 0 E: 0 K: 2 S: 7	H: 0 LOB: 0 BB: 7 P: 7	R: 0 E: 0 K: 1 S: 5	H: 0 LOB: 0 BB: 0 P: 5	R: 0 E: 0 K: 1 S: 5	H: 0 LOB: 1 BB: 1 P: 9	R: 0 E: 1 K: 2 S: 9	H: 1 LOB: 3 BB: 1 P: 13	R: 1 E: 0 K: 0 S: 5	H: 2 LOB: 1 BB: 0 P: 5	R: 0 E: 0 K: 2 S: 7	H: 0 LOB: 0 BB: 0 P: 7	R: 0 E: 0 K: 1 S: 4	H: 0 LOB: 0 BB: 1 P: 8	R: 0 E: 0 K: 3 S: 10	H: 1 LOB: 2 BB: 1 P: 14	R: 0 E: 0 K: 0 S: 3	H: 0 LOB: 0 BB: 0 P: 3	1B: 4 2B: 1 3B: 0 HR: 0	SF: 0 SAC: 0 DP: 1 HBP: 0	WP: 1 PB: 0 SB: 0 CS: 0	PA: 35			
PITCHER Joey Jay, R (1, 1) <small>ERA: 3.5</small> Jim Maloney, R (5, 1) <small>ERA: 4.05</small>	IP	WLS	BF	H	R	ER	SO	BB	IBB	HBP	BLK	WP	HR	S	P	ERA	WHIP								
	4.1		19	3	1	1	6	2	0	0	0	0	0	29	37	2.08	1.154								
	4.2	W	16	1	0	0	6	2	0	0	0	1	0	26	34	0.00	0.643								

AB 31
R 1
H 4
RBI 0
BB 4
SO 12
LOB 22



Batter	1	2	3	4	5	6	7	8	9	AB	R	H	RBI	BB	SO	LOB	BOTTOM								
Eddie Kasko, R (1, 5) <small>OBP: 0.321, SLG: 0.357</small>	5-3 HR 1B		5-3		5-3			FC1-6 E BB		3	1	1	0	1	0	0	San Francisco Giants @ Cincinnati Reds Crosley Field, Cincinnati, OH <small>Wed Sep 12 1962, 7:05 PM EDT</small> <small>Att: 17,564 - Unknown</small>								
Don Blasingame, L (1, 4) <small>OBP: 0.380, SLG: 0.344</small>	5-3		4-3 BB		4-3			E3 FC1-6		3	0	0	0	1	0	2									
Leo Cardenas, R (1, 6) <small>OBP: 0.337, SLG: 0.417</small>	F9		G4-6-3 BB		6-3			FC1-6		4	0	0	0	0	0	4									
Frank Robinson, R (1, 9) <small>OBP: 0.415, SLG: 0.630</small>	HR		5-3		5-3		HR	5-3		4	2	2	3	0	0	2									
Wally Post, R (1, 7) <small>OBP: 0.316, SLG: 0.479</small>	HR		5-3		5-3					3	1	1	1	0	0	0									
Rogelio Alvarez, R (1, 3) <small>OBP: 0.286, SLG: 0.286</small>	K						5-3			3	0	1	0	0	1	0									
Vada Pinson, L (1, 8) <small>OBP: 0.331, SLG: 0.467</small>		6-3			K		4-3			3	0	0	0	0	1	1									
Johnny Edwards, L (1, 2) <small>OBP: 0.321, SLG: 0.401</small>		G3			F9		F9			3	0	0	0	0	0	0									
Joey Jay, S (1, 1) <small>OBP: 0.237, SLG: 0.236</small> Jim Maloney, L (5, 1) <small>OBP: 0.237, SLG: 0.243</small>		6-3			4-3			4-3		1	0	0	0	0	0	0									
Inning Stats	R: 3 E: 0 K: 1 S: 8	H: 3 LOB: 0 BB: 0 P: 8	R: 0 E: 0 K: 0 S: 3	H: 0 LOB: 0 BB: 0 P: 3	R: 0 E: 0 K: 0 S: 2	H: 0 LOB: 0 BB: 1 P: 6	R: 0 E: 0 K: 1 S: 6	H: 1 LOB: 1 BB: 0 P: 6	R: 0 E: 0 K: 0 S: 3	H: 0 LOB: 0 BB: 0 P: 3	R: 1 E: 0 K: 0 S: 4	H: 1 LOB: 0 BB: 0 P: 4	R: 0 E: 0 K: 0 S: 3	H: 0 LOB: 0 BB: 0 P: 3	R: 0 E: 1 K: 0 S: 4	H: 0 LOB: 2 BB: 1 P: 8		1B: 2 2B: 0 3B: 0 HR: 3	SF: 0 SAC: 0 DP: 1 HBP: 0	WP: 0 PB: 0 SB: 0 CS: 0	PA: 31				
PITCHER Billy Pierce, L (1, 1) <small>ERA: 3.73</small> Don Larsen, R (7, 1) <small>ERA: 4.7</small>	IP	WLS	BF	H	R	ER	SO	BB	IBB	HBP	BLK	WP	HR	S	P	ERA	WHIP								
	6.0	L	23	5	4	4	2	1	0	0	0	0	0	7	11	0.00	0.500								
	2.0		8	0	0	0	0	1	0	0	0	0	0	7	11	0.00	0.500								

AB 29
R 4
H 5
RBI 4
BB 2
SO 2
LOB 9



Batter	1	2	3	4	5	6	7	8	9	AB	R	H	RBI	BB	SO	LOB	TOP		
Jose Pagan, R (1, 0) Billy O'Dell, S (6, PR) Gaylord Perry, R (6, 1) Jim Duffalo, R (7, 1) Carl Boles, R (6, PH) Stu Miller, R (8, 1) Richard LeMay, L (8, 1)	F2		F8			F8		4-3		2	0	0	0	1	0	0	San Francisco Giants @ Cincinnati Reds Crosley Field, Cincinnati, OH Thu Sep 13 1962, 7:05 PM EDT Att: 16,421 - Unknown		
Matty Alou, L (1, 8) OBP: 0.316, SLG: 0.312	F5		6-3			BB		4-3		3	0	0	0	1	0	2			
Harvey Kuenn, R (1, 7) OBP: 0.377, SLG: 0.453	2B				F9		F3			4	0	2	2	0	0	2			
Felipe Alou, R (1, 9) OBP: 0.359, SLG: 0.535	4-3				F5		F3			4	0	0	0	0	1	4			
Orlando Cepeda, R (1, 3) OBP: 0.350, SLG: 0.529		F2			K		1-3			4	0	1	0	0	1	0			
Jim Davenport, R (1, 5) OBP: 0.363, SLG: 0.472		E4				E6		K		4	0	0	0	0	1	1			
John Orsino, R (1, 2) OBP: 0.333, SLG: 0.304		F7				G5-4-3		F7		4	0	0	0	0	0	3			
Chuck Hiller, L (1, 4) OBP: 0.335, SLG: 0.334		K				F9		4-3		4	0	0	0	0	1	2			
Mike McCormick, L (1, 1) OBP: 0.172, SLG: 0.222 Don Larsen, R (5, 1) OBP: 0.208, SLG: 0.292 Cap Peterson, R (6, 6) OBP: 0.335, SLG: 0.443					K			F8		1	0	0	0	0	1	0			
								4-3		0	0	0	0	0	0	0			
								1B		1	1	0	0	1	0	0			
Inning Stats	R: 0 E: 0 K: 0 S: 4	H: 1 LOB: 1 BB: 0 P: 4	R: 0 E: 1 K: 1 S: 6	H: 0 LOB: 1 BB: 0 P: 6	R: 0 E: 0 K: 1 S: 5	H: 0 LOB: 0 BB: 0 P: 5	R: 0 E: 0 K: 1 S: 5	H: 0 LOB: 0 BB: 0 P: 5	R: 0 E: 1 K: 0 S: 3	H: 0 LOB: 2 BB: 2 P: 11	R: 0 E: 0 K: 1 S: 5	H: 0 LOB: 0 BB: 0 P: 5	R: 2 E: 0 K: 1 S: 7	H: 2 LOB: 1 BB: 1 P: 11	R: 0 E: 0 K: 0 S: 4	H: 1 LOB: 1 BB: 0 P: 4	1B: 3 2B: 1 3B: 0 HR: 0	SF: 0 SAC: 0 DP: 1 HBP: 0	WP: 0 PA: 35 PB: 0 SB: 0 CS: 0
PITCHER Jim O'Toole, L (1, 1) ERA: 3.53	IP: 9.0 WLS: W BF: 35 H: 4 R: 2 ER: 2 SO: 5 BB: 3 IBB: 0 HBP: 0 BLK: 0 WP: 0 HR: 0 S: 42 P: 54 ERA: 2.00 WHIP: 0.778											PITCHER Richard LeMay, L (8, 1) ERA: 8.1	IP: 0.2 WLS: L BF: 4 H: 0 R: 0 ER: 0 SO: 1 BB: 0 IBB: 2 HBP: 0 BLK: 0 WP: 1 HR: 0 S: 4 P: 12 ERA: 0.00 WHIP: 0.000						



Batter	1	2	3	4	5	6	7	8	9	AB	R	H	RBI	BB	SO	LOB	BOTTOM		
Eddie Kasko, R (1, 5) OBP: 0.325, SLG: 0.358	L6-3		F7			1B		E3		3	1	2	0	2	0	0	San Francisco Giants @ Cincinnati Reds Crosley Field, Cincinnati, OH Thu Sep 13 1962, 7:05 PM EDT Att: 16,421 - Unknown		
Don Blasingame, L (1, 4) OBP: 0.361, SLG: 0.345	L6-3		F4			1B		1B		5	1	2	1	0	1	3			
Leo Cardenas, R (1, 6) OBP: 0.336, SLG: 0.414	4-3		F7			1B		F9		5	1	1	0	0	0	1			
Frank Robinson, R (1, 9) OBP: 0.417, SLG: 0.631		HR				FC5-2		F3		4	1	2	0	1	0	1			
Wally Post, R (1, 7) OBP: 0.324, SLG: 0.491 Cookie Rojas, R (8, PR) OBP: 0.289, SLG: 0.221 Marty Keough, L (9, 7) OBP: 0.353, SLG: 0.443		HR				L5		1B		2	1	1	2	3	0	1			
Rogelio Alvarez, R (1, 3) OBP: 0.167, SLG: 0.167		K				FC1-5		F8		5	0	0	0	0	3	7			
Vada Pinson, L (1, 8) OBP: 0.333, SLG: 0.468		BB				K		1B		3	1	2	0	1	1	2			
Johnny Edwards, L (1, 2) OBP: 0.320, SLG: 0.399		F5				BB		F7		3	0	0	0	1	0	3			
Jim O'Toole, S (1, 1) OBP: 0.124, SLG: 0.114		4-3				6-3		K		4	1	1	1	0	1	5			
								1B		1	1	0	0	1	0	0			
								1B		0	0	0	0	0	0	0			
Inning Stats	R: 0 E: 0 K: 0 S: 2	H: 0 LOB: 0 BB: 1 P: 6	R: 2 E: 0 K: 1 S: 7	H: 2 LOB: 1 BB: 1 P: 11	R: 0 E: 0 K: 0 S: 3	H: 0 LOB: 0 BB: 0 P: 3	R: 0 E: 0 K: 1 S: 6	H: 1 LOB: 3 BB: 2 P: 14	R: 2 E: 0 K: 2 S: 8	H: 3 LOB: 1 BB: 1 P: 12	R: 0 E: 0 K: 1 S: 5	H: 0 LOB: 1 BB: 1 P: 9	R: 3 E: 1 K: 1 S: 9	H: 4 LOB: 3 BB: 2 P: 17	R: 0 E: 0 K: 0 S: 0	H: 0 LOB: 0 BB: 0 P: 0	1B: 9 2B: 2 3B: 0 HR: 1	SF: 0 SAC: 0 DP: 1 HBP: 0	WP: 1 PA: 42 PB: 0 SB: 2 CS: 0
PITCHER Mike McCormick, L (1, 1) ERA: 5.04 Don Larsen, R (5, 1) ERA: 4.64 Gaylord Perry, R (6, 1) ERA: 5.7 Jim Duffalo, R (7, 1) ERA: 3.92 Stu Miller, R (8, 1) ERA: 4.14	IP: 4.0 WLS: L BF: 20 H: 5 R: 4 ER: 2 SO: 2 BB: 4 IBB: 0 HBP: 0 BLK: 0 WP: 0 HR: 1 S: 20 P: 36 ERA: 4.50 WHIP: 2.250											PITCHER Richard LeMay, L (8, 1) ERA: 8.1	IP: 0.2 WLS: L BF: 4 H: 0 R: 0 ER: 0 SO: 1 BB: 0 IBB: 2 HBP: 0 BLK: 0 WP: 1 HR: 0 S: 4 P: 12 ERA: 0.00 WHIP: 0.000						



Batter	1	2	3	4	5	6	7	8	9	AB	R	H	RBI	BB	SO	LOB	TOP			
Matty Alou, L OBP: 0.309, SLG: 0.304 (1, 8)	0-0 6-3		0-0 4-3		0-0 F9			0-0 F6		4	0	0	0	0	0	0	San Francisco Giants @ Pittsburgh Pirates Forbes Field, Pittsburgh, PA Fri Sep 14 1962, 7:05 PM EDT Att: 14,354 - Unknown			
Chuck Hiller, L OBP: 0.334, SLG: 0.332 (1, 4)	4-0 BB		0-0 F7			0-3 K		0-0 F6		3	0	0	0	1	1	0				
Felipe Alou, R OBP: 0.358, SLG: 0.532 (1, 7)	0-3 K			0-0 5-3		0-0 F9			4-0 FC3-6 BB	3	0	0	0	1	1	1				
Willie McCovey, L OBP: 0.374, SLG: 0.622 (1, 9)	0-3 K			0-0 F9 E WP 1B		0-0 FC6-4 1B			0-0 FC3-6 BB 1-2	4	1	2	0	0	1	2				
Orlando Cepeda, R OBP: 0.351, SLG: 0.528 (1, 3)		0-0 L4-6 1B		0-0 E5 WP		0-0 FC6-4 1-2			4-0 BB 1-2	3	0	1	0	1	0	2				
Ed Bailey, L OBP: 0.333, SLG: 0.449 (1, 2)		0-0 1B		0-0 F9			0-0 F4		0-0 F8	4	0	1	0	0	0	4				
Jim Davenport, R OBP: 0.360, SLG: 0.468 (1, 5)		0-0 L4-6 2-3		0-0 5-3			0-0 F8		0-0 F9	4	0	0	0	0	0	5				
Jose Pagan, R OBP: 0.313, SLG: 0.357 (1, 6)		0-0 1-3			0-0 6-3		0-0 F4			3	0	0	0	0	0	1				
Billy O'Dell, S OBP: 0.200, SLG: 0.139 (1, 1)			0-0 4-3		0-0 5-3			0-3 K		2	0	0	0	0	0	0				
Carl Boles, R OBP: 0.391, SLG: 0.391 (8, PH)					0-0 5-3					1	0	0	0	0	1	0				
Bobby Bolin, R OBP: 0.292, SLG: 0.348 (8, 1)										0	0	0	0	0	0	0				
Inning Stats	R: 0 E: 0 K: 2 S: 7	H: 0 LOB: 1 BB: 1 P: 11	R: 0 E: 0 K: 0 S: 4	H: 2 LOB: 1 BB: 0 P: 4	R: 0 E: 0 K: 0 S: 3	H: 0 LOB: 0 BB: 0 P: 3	R: 1 E: 1 K: 0 S: 5	H: 1 LOB: 1 BB: 0 P: 5	R: 0 E: 0 K: 1 S: 6	H: 0 LOB: 0 BB: 0 P: 6	R: 0 E: 0 K: 0 S: 3	H: 0 LOB: 0 BB: 0 P: 3	R: 0 E: 0 K: 1 S: 5	H: 0 LOB: 0 BB: 0 P: 5	R: 0 E: 0 K: 0 S: 3	H: 0 LOB: 2 BB: 2 P: 11	1B: 4 2B: 1 3B: 0 HR: 0	SF: 0 SAC: 0 DP: 1 HBP: 0	WP: 1 PB: 0 SB: 1 CS: 0	PA: 34
PITCHER Earl Francis, R ERA: 3.22 (1, 1)	IP: 9.0 WLS: W BF: 34 H: 4 R: 1 ER: 0 SO: 4 BB: 3 IBB: 0 HBP: 0 BLK: 0 WP: 1 HR: 0 S: 39 P: 51 ERA: 0.00 WHIP: 0.778															PITCHER Earl Francis, R ERA: 3.22 (1, 1)	IP: 9.0 WLS: W BF: 34 H: 4 R: 1 ER: 0 SO: 4 BB: 3 IBB: 0 HBP: 0 BLK: 0 WP: 1 HR: 0 S: 39 P: 51 ERA: 0.00 WHIP: 0.778			

AB	31
R	1
H	4
RBI	0
BB	3
SO	4
LOB	15



Batter	1	2	3	4	5	6	7	8	9	AB	R	H	RBI	BB	SO	LOB	BOTTOM			
Bill Virdon, L OBP: 0.275, SLG: 0.347 (1, 8)	0-3 K		0-0 1B 1B	0-0 F7			0-0 4-3	0-0 3-1		5	1	1	0	0	1	0	San Francisco Giants @ Pittsburgh Pirates Forbes Field, Pittsburgh, PA Fri Sep 14 1962, 7:05 PM EDT Att: 14,354 - Unknown			
Dick Groat, R OBP: 0.337, SLG: 0.374 (1, 6)	0-0 FC5-4 1B		0-0 1B 1-3		0-0 1B		0-0 1B			4	0	4	0	0	0	0				
Roberto Clemente, R OBP: 0.349, SLG: 0.447 (1, 9)	0-0 FC5-4 1-2		0-0 1-3 3-H 1B		0-0 F4		0-0 1-3 1B			4	0	2	1	0	0	2				
Dick Stuart, R OBP: 0.286, SLG: 0.398 (1, 3)	0-0 F4		0-0 K		0-3 K		0-3 K			4	0	0	0	0	3	6				
Howie Goss, R OBP: 0.304, SLG: 0.359 (8, 7)	0-0 F4		0-0 K		0-0 K		0-0 K			0	0	0	0	0	0	0				
Donn Clendenon, R OBP: 0.377, SLG: 0.485 (1, 7)		0-0 1B 2B	4-0 1B IBB		0-3 K			0-0 F8 SH1-3 HR 1B		3	2	2	0	1	1	1				
Bill Mazerowski, R OBP: 0.324, SLG: 0.433 (1, 4)	0-0 4-3 2-H 1B		0-0 P5		0-0 F7		0-0 SH1-3		0-0 SH1-3	3	0	1	1	0	0	3				
Bob Bailey, R (1, 5)	0-0 4-3 2-3		0-3 K		0-3 K		0-0 F8		0-0 F8	4	0	0	0	0	2	5				
Don Leppert, R OBP: 0.320, SLG: 0.383 (1, 2)		0-0 6-3		0-0 6-3		0-3 K		4-0 HR IBB		0	0	0	0	0	0	0				
Smoky Burgess, L OBP: 0.374, SLG: 0.494 (2, 2)		0-0 6-3		0-0 6-3		0-0 K		0-0 HR IBB		3	1	0	0	1	1	1				
Earl Francis, R OBP: 0.164, SLG: 0.273 (1, 1)	0-0 6-3		0-3 K		0-0 6-3		0-0 6-3	1-H 3-H HR		4	1	1	3	0	1	1				
Inning Stats	R: 0 E: 0 K: 1 S: 6	H: 1 LOB: 1 BB: 0 P: 6	R: 1 E: 0 K: 0 S: 5	H: 2 LOB: 0 BB: 0 P: 5	R: 1 E: 0 K: 2 S: 10	H: 3 LOB: 3 BB: 1 P: 14	R: 0 E: 0 K: 1 S: 5	H: 0 LOB: 0 BB: 0 P: 5	R: 0 E: 0 K: 2 S: 8	H: 1 LOB: 1 BB: 0 P: 8	R: 0 E: 0 K: 2 S: 7	H: 0 LOB: 0 BB: 0 P: 7	R: 0 E: 0 K: 1 S: 7	H: 2 LOB: 2 BB: 0 P: 7	R: 3 E: 0 K: 0 S: 5	H: 2 LOB: 0 BB: 1 P: 9	1B: 9 2B: 1 3B: 0 HR: 1	SF: 0 SAC: 1 DP: 0 HBP: 0	WP: 0 PB: 0 SB: 0 CS: 0	PA: 37
PITCHER Billy O'Dell, L ERA: 3.48 (1, 1)	IP: 7.0 WLS: L BF: 31 H: 9 R: 2 ER: 2 SO: 9 BB: 0 IBB: 1 HBP: 0 BLK: 0 WP: 0 HR: 0 S: 48 P: 52 ERA: 2.57 WHIP: 1.286															PITCHER Bobby Bolin, R ERA: 3.69 (8, 1)	IP: 1.0 WLS: L BF: 6 H: 2 R: 3 ER: 3 SO: 0 BB: 0 IBB: 0 HBP: 0 BLK: 0 WP: 0 HR: 1 S: 9 P: 9 ERA: 27.00 WHIP: 2.000			

AB	34
R	5
H	11
RBI	5
BB	2
SO	9
LOB	19



Batter	1	2	3	4	5	6	7	8	9	AB	R	H	RBI	BB	SO	LOB	TOP			
Harvey Kuenn, R OBP: 0.376, SLG: 0.452	0-0 4-3		0-0 1B		0-0 F2			0-0 F9		4	0	1	0	0	0	1	San Francisco Giants @ Pittsburgh Pirates Forbes Field, Pittsburgh, PA Sat Sep 15 1962, 3:33 AM EDT Att: 10,340 - Unknown			
Chuck Hiller, L OBP: 0.336, SLG: 0.333	0-0 1B		0-0 F7			0-0 FC4 1B		0-0 G3		4	0	2	0	0	0	1				
Felipe Alou, R OBP: 0.355, SLG: 0.528	0-0 F6			0-0 E5 F8 4-3		0-0 FC4 PB 1-2		0-0 F3		4	1	0	0	0	2					
Willie McCovey, L OBP: 0.368, SLG: 0.609	0-3 K			0-0 F8 2-3		0-3 K 1-2		0-0 F9		4	0	0	0	0	2	3				
Orlando Cepeda, R OBP: 0.351, SLG: 0.525		0-3 K		0-0 4-3		0-0 5-3		4-0 G3 WP BB		3	0	0	1	1	1	1				
Tom Haller, L OBP: 0.375, SLG: 0.475	0-0 6-3			0-0 G3 3-H			0-3 K		0-0 G3 1-3	4	0	0	0	0	1	1				
Jim Davenport, R OBP: 0.359, SLG: 0.466		0-3 K			0-0 SH5-4 1B		0-0 F5		0-3 K	4	0	1	0	0	2	1				
Cap Peterson, R OBP: 0.333, SLG: 0.200			0-3 K		0-3 K		0-0 1B			3	0	1	0	0	2	1				
Jack Sanford, R OBP: 0.196, SLG: 0.198			0-3 K		0-0 SH5-4 1-2		0-0 F9			2	0	0	0	0	1	1				
Inning Stats	R: 0 E: 0 K: 1 S: 6	H: 1 LOB: 1 BB: 0 P: 6	R: 0 E: 0 K: 2 S: 7	H: 0 LOB: 0 BB: 0 P: 7	R: 0 E: 0 K: 2 S: 8	H: 1 LOB: 1 BB: 0 P: 8	R: 1 E: 1 K: 0 S: 4	H: 0 LOB: 0 BB: 0 P: 4	R: 0 E: 0 K: 1 S: 6	H: 1 LOB: 1 BB: 0 P: 6	R: 0 E: 0 K: 1 S: 6	H: 1 LOB: 1 BB: 0 P: 6	R: 0 E: 0 K: 0 S: 3	H: 0 LOB: 0 BB: 0 P: 3	R: 0 E: 0 K: 1 S: 5	H: 0 LOB: 1 BB: 1 P: 9		1B: 5 2B: 0 3B: 0 HR: 0	SF: 0 SAC: 1 DP: 0 HBP: 0	WP: 1 PB: 1 SB: 0 CS: 0
PITCHER Bob Friend, R ERA: 2.94	IP: 9.0 WLS: W BF: 34	H: 5 R: 1 ER: 0 SO: 9	BB: 1 IBB: 0 HBP: 0 BLK: 0	WP: 1 HR: 0 S: 51 P: 55	ERA: 0.00 WHIP: 0.667											ERA: 0.00 WHIP: 0.667				

Batter	1	2	3	4	5	6	7	8	9	AB	R	H	RBI	BB	SO	LOB	BOTTOM			
Bill Virdon, L OBP: 0.273, SLG: 0.345	0-0 F7		0-0 1-3 2-3		0-0 F7		0-0 G3	0-0 4-3		5	0	0	0	0	0	4	San Francisco Giants @ Pittsburgh Pirates Forbes Field, Pittsburgh, PA Sat Sep 15 1962, 3:33 AM EDT Att: 10,340 - Unknown			
Dick Groat, R OBP: 0.335, SLG: 0.372	0-0 F4		0-0 F8		0-0 E4		0-3 K		4	0	0	0	0	1	1					
Bob Skinner, L OBP: 0.399, SLG: 0.522	4-0 S BB		0-0 F9		0-0 1-3		0-0 F8		3	0	0	0	1	0	2					
Smoky Burgess, L OBP: 0.376, SLG: 0.493	0-0 4-3			4-0 1B FC6 BB		0-0 G3		0-0 PB 2B 1B		3	1	1	0	1	0	1				
Howie Goss, R OBP: 0.304, SLG: 0.359	0-0 4-3			0-0 FC6 1B		0-0 1-3		0-0 1B 3B 2B		0	1	0	0	0	0	0				
Cal Neeman, R OBP: 0.292, SLG: 0.522	1-2			0-0 FC6 BB		0-0 PO BB		0-0 3B IBB		0	0	0	0	0	0	0				
Roberto Clemente, R OBP: 0.350, SLG: 0.449		0-0 4-3		0-0 FC6 1B		0-0 1-3		0-0 1B 3B 2B		4	1	2	1	0	0	0				
Donn Clendenen, R OBP: 0.385, SLG: 0.483		0-3 K		4-0 FC6 BB		4-0 PO BB		4-0 3B IBB		1	1	0	0	3	1	0				
Bob Bailey, R OBP: 0.250, SLG: 0.429		4-0 BB		0-0 FC6 G6-4-3		0-0 PO 1-2	0-0 5-3	0-0 1B 3B		3	1	1	3	1	0	2				
Bill Mazaroski, R OBP: 0.325, SLG: 0.432	0-0 6-3		0-0 G6-4-3		0-0 SH3 BB		4-0 SH3 BB	4-0 1B IBB		2	0	0	0	2	0	3				
Bob Friend, R OBP: 0.115, SLG: 0.138			0-0 1-3 2B		0-3 K		0-0 SH3 1-2	0-0 1B		3	0	2	1	0	1	0				
Inning Stats	R: 0 E: 0 K: 0 S: 3	H: 0 LOB: 1 BB: 1 P: 7	R: 0 E: 0 K: 1 S: 5	H: 0 LOB: 1 BB: 1 P: 9	R: 0 E: 0 K: 0 S: 4	H: 1 LOB: 1 BB: 0 P: 4	R: 1 E: 0 K: 0 S: 3	H: 1 LOB: 2 BB: 2 P: 11	R: 0 E: 0 K: 1 S: 6	H: 0 LOB: 1 BB: 0 P: 6	R: 0 E: 0 K: 0 S: 2	H: 0 LOB: 0 BB: 1 P: 6	R: 0 E: 0 K: 0 S: 3	H: 0 LOB: 1 BB: 1 P: 7	R: 4 E: 0 K: 1 S: 9	H: 4 LOB: 2 BB: 2 P: 17	1B: 3 2B: 2 3B: 1 HR: 0	SF: 0 SAC: 1 DP: 1 HBP: 0	WP: 0 PB: 1 SB: 1 CS: 0	PA: 38
PITCHER Jack Sanford, R ERA: 3.46	IP: 8.0 WLS: L BF: 37	H: 6 R: 5 ER: 5 SO: 3	BB: 6 IBB: 2 HBP: 0 BLK: 0	WP: 0 HR: 0 S: 35 P: 67	ERA: 5.62 WHIP: 1.500											ERA: 5.62 WHIP: 1.500				

Batter	1	2	3	4	5	6	7	8	9	AB	R	H	RBI	BB	SO	LOB	TOP		
Harvey Kuenn, R (1, 5) OBP: 0.378, SLG: 0.449	0-3 K	0-0 1B			0-0 5-3		0-0 6-3		0-0 FC1-6	5	0	1	1	0	1	1	San Francisco Giants @ St. Louis Cardinals Sportsman's Park, St. Louis, MO Thu Sep 20 1962, 8:05 PM EDT Att: 6,497 - Unknown livebaseballscores.com		
Chuck Hiller, L (1, 4) OBP: 0.332, SLG: 0.329	0-0 F4	0-0 F8			0-0 F8		0-0 F5		0-0 CS	4	0	0	0	0	0	2			
Felipe Alou, R (1, 7) OBP: 0.354, SLG: 0.521	0-0 1B		0-0 F8		4-0 CS		0-0 F5			3	0	1	0	1	0	0			
Willie McCovey, L (1, 9) OBP: 0.368, SLG: 0.590	4-0 1B		0-0 1B		0-0 CS	4-0 1B		0-3 K		2	1	1	0	2	1	0			
Jim Davenport, R (8, 5) OBP: 0.355, SLG: 0.461	1-2 BB		0-0 1B		0-0 CS	1-2 SH				0	0	0	0	0	0	0			
Willie Mays, R (1, 8) OBP: 0.375, SLG: 0.608	0-0 F9		0-0 F9		0-0 SH	1-2 SH		0-0 E		4	1	2	0	0	0	3			
Orlando Cepeda, R (1, 3) OBP: 0.347, SLG: 0.516		0-0 F3	0-0 6-3		0-0 SH	1-1 SF8		0-3 K		3	1	0	0	0	1	2			
Tom Haller, L (1, 2) OBP: 0.378, SLG: 0.498		4-0 1B		0-0 L1		0-0 SF8		0-3 K		2	1	0	1	1	1	1			
Jose Pagan, R (1, 6) OBP: 0.312, SLG: 0.356	0-3 K		0-0 F8		0-0 F8	0-0 B1-6-4			0-0 6-3	4	0	1	0	0	1	1			
Jack Sanford, R (1, 1) OBP: 0.200, SLG: 0.202		0-0 1B		0-0 F9		0-0 B1-6-4			4-0 FC1-6	3	0	1	0	0	0	1			
Billy Pierce, L (7, 1) OBP: 0.288, SLG: 0.245										0	0	0	0	0	0	0			
Bobby Bolin, R (7, 1) OBP: 0.292, SLG: 0.348										0	0	0	0	0	0	0			
Richard LeMay, L (8, 1) OBP: 0.292, SLG: 0.292		1-3 1B								0	0	0	0	1	0	0			
Don Larsen, R (9, 1) OBP: 0.208, SLG: 0.292										0	0	0	0	0	0	0			
Inning Stats	R: 0 E: 0 K: 1 S: 6	H: 1 LOB: 2 BB: 1 P: 10	R: 1 E: 0 K: 1 S: 7	H: 2 LOB: 2 BB: 1 P: 11	R: 0 E: 0 K: 0 S: 4	H: 1 LOB: 1 BB: 0 P: 4	R: 0 E: 0 K: 0 S: 3	H: 0 LOB: 0 BB: 0 P: 3	R: 0 E: 1 K: 0 S: 5	H: 2 LOB: 0 BB: 1 P: 9	R: 0 E: 0 K: 0 S: 3	H: 0 LOB: 1 BB: 0 P: 3	R: 0 E: 0 K: 3 S: 10	H: 1 LOB: 1 BB: 0 P: 10	R: 0 E: 0 K: 0 S: 2	H: 0 LOB: 0 BB: 1 P: 6		1B: 7 2B: 0 3B: 0 HR: 0	SF: 1 SAC: 1 DP: 1 HBP: 0
PITCHER	IP WLS BF H R ER SO BB IBB HBP BLK WP HR S P ERA WHIP	7.0 30 6 4 2 2 4 0 0 0 0 0 30 46 2.57 1.429	1.0 4 1 0 0 3 0 0 0 0 0 10 10 0.00 1.000	1.0 W 3 0 0 0 0 1 0 0 0 0 2 6 0.00 1.000	PITCHER														

Batter	1	2	3	4	5	6	7	8	9	AB	R	H	RBI	BB	SO	LOB	BOTTOM				
Julian Javier, R (1, 4) OBP: 0.320, SLG: 0.365	0-0 F8		0-0 HBP		0-0 1-3		0-0 F3	0-0 5-3		5	0	1	0	0	0	3	San Francisco Giants @ St. Louis Cardinals Sportsman's Park, St. Louis, MO Thu Sep 20 1962, 8:05 PM EDT Att: 6,497 - Unknown livebaseballscores.com				
Curt Flood, R (1, 8) OBP: 0.345, SLG: 0.420	0-0 5-3		1-0 HBP		4-0 E		4-0 E		0-0 1B	2	1	1	0	2	0	0					
Stan Musial, L (1, 7) OBP: 0.414, SLG: 0.504	4-0 BB		0-0 SF9		0-0 G3		4-0 E		0-0 BLK	2	0	1	2	2	0	1					
Mike Shannon, R (9, PR) OBP: 0.100, SLG: 0.100			0-0 BB		0-0 G3		1-2 2-3 3-H		1-3 BLK	0	1	0	0	0	0	0					
Bill White, L (1, 3) OBP: 0.380, SLG: 0.481	0-0 G3		0-0 6-3		0-0 4-3		0-0 F6		4-0 1B	4	0	0	0	1	0	6					
Ken Boyer, R (1, 5) OBP: 0.376, SLG: 0.482		0-0 6-3		0-3 K		0-0 1B		0-0 E4		5	0	2	1	0	1	2					
Gene Oliver, R (1, 2) OBP: 0.347, SLG: 0.429	0-3 K		0-0 F7		0-0 F9		0-0 F8			3	0	0	0	0	1	1					
Fred Whitfield, L (7, PH) OBP: 0.299, SLG: 0.477										1	0	0	0	0	0	3					
Jimmie Schaffer, R (8, 2) OBP: 0.301, SLG: 0.393										0	0	0	0	0	0	0					
Gary Kolb, L (1, 9) OBP: 0.571, SLG: 0.500	0-3 K		0-0 1B		0-0 4-3			4-0 F8		3	0	1	0	1	1	1					
Julio Gotay, R (1, 6) OBP: 0.317, SLG: 0.310			0-0 F4		0-0 5-3		0-0 BB		0-0 SH1-4	3	1	1	0	0	0	1					
Ernie Broglio, R (1, 1) OBP: 0.142, SLG: 0.115			0-0 E4		0-3 K		4-0 BB		0-0 F8	2	1	0	0	0	1	0					
Red Schoendienst, S (7, PH) OBP: 0.249, SLG: 0.377										0	1	0	0	1	0	0					
Lindy McDaniel, R (8, 1) OBP: 0.174, SLG: 0.095										0	0	0	0	0	0	0					
Carl Sawatsky, R (8, PH) OBP: 0.292, SLG: 0.488										1	0	0	0	0	0	1					
Charlie James, R (8, PH) OBP: 0.292, SLG: 0.394										0	0	0	0	0	0	0					
Bob Dulliba, R (9, 1) OBP: 0.208, SLG: 0.292			0-0 SF9				1-2 E		2-3 F8	0	0	0	0	0	0	0					
Inning Stats	R: 0 E: 0 K: 0 S: 3	H: 0 LOB: 0 BB: 1 P: 7	R: 0 E: 0 K: 2 S: 7	H: 0 LOB: 0 BB: 0 P: 7	R: 1 E: 1 K: 0 S: 5	H: 1 LOB: 2 BB: 0 P: 6	R: 0 E: 0 K: 1 S: 6	H: 1 LOB: 1 BB: 0 P: 6	R: 0 E: 1 K: 0 S: 5	H: 0 LOB: 1 BB: 1 P: 9	R: 0 E: 0 K: 0 S: 4	H: 1 LOB: 1 BB: 0 P: 4	R: 2 E: 1 K: 0 S: 5	H: 1 LOB: 3 BB: 3 P: 17	R: 0 E: 0 K: 0 S: 3	H: 0 LOB: 1 BB: 1 P: 7	R: 2 E: 0 K: 0 S: 3	H: 3 LOB: 2 BB: 1 P: 7	1B: 7 2B: 0 3B: 0 HR: 0	SF: 1 SAC: 1 DP: 0 HBP: 1	WP: 0 PA: 41 PB: 0 SB: 0 CS: 0
PITCHER	IP WLS BF H R ER SO BB IBB HBP BLK WP HR S P ERA WHIP	6.1 29 4 3 1 4 4 0 0 0 0 0 1 5 0.00 3.000	0.1 2 0 0 0 0 1 0 0 0 0 0 3 7 0.00 1.500	0.2 L 4 2 2 2 0 0 0 0 0 0 4 4 27.00 3.000	0.2 7 1 0 0 0 0 1 0 0 1 0 1 5 ∞ ∞	PITCHER															

Batter	1	2	3	4	5	6	7	8	9	AB	R	H	RBI	BB	SO	LOB	TOP											
Harvey Kuenn, R OBP: 0.375, SLG: 0.448 Jim Davenport, R OBP: 0.356, SLG: 0.459	5-3	6-3				K	6-3			4	1	1	0	0	1	3	San Francisco Giants @ Houston Colt 45's Colt Stadium, Houston, TX Sun Sep 23 1962, 4:33 AM EDT Alt. 9.623 - Unknown - 88 F											
Chuck Hiller, L OBP: 0.335, SLG: 0.331	1B		F8		SH	2B		1B		3	2	2	1	1	0													
Matty Alou, L OBP: 0.333, SLG: 0.349	1B		1B		1B	HR		F5		5	1	4	3	0	0	1												
Willie Mays, R OBP: 0.380, SLG: 0.615	F5		G4-6-3		G4-6-3	HR		K		5	1	1	0	0	1	6												
Willie McCovey, L OBP: 0.369, SLG: 0.599 Felipe Alou, R OBP: 0.354, SLG: 0.517	F8			K	F7	HR		K2-3		4	1	1	3	0	1	2												
Orlando Cepeda, R OBP: 0.347, SLG: 0.513		2B		F3		K			6-3	5	1	2	0	0	1	0												
Ed Bailey, L OBP: 0.336, SLG: 0.450		2B		1B				F9		3	1	1	1	2	0	1												
Jose Pagan, R OBP: 0.309, SLG: 0.354	5-3			1B		1B	5-3		3-1	5	1	2	0	0	0	1												
Billy O'Dell, S OBP: 0.194, SLG: 0.138	K			4-3		1B	F7			4	1	1	1	0	1	3												
Inning Stats	R: 0 E: 0 K: 0 S: 4	H: 1 LOB: 2 BB: 1 P: 8	R: 1 E: 0 K: 1 S: 7	H: 2 LOB: 1 BB: 0 P: 7	R: 0 E: 0 K: 0 S: 3	H: 1 LOB: 0 BB: 0 P: 3	R: 0 E: 0 K: 1 S: 6	H: 1 LOB: 2 BB: 1 P: 10	R: 2 E: 0 K: 0 S: 5	H: 2 LOB: 0 BB: 0 P: 5	R: 7 E: 0 K: 2 S: 14	H: 7 LOB: 1 BB: 1 P: 18	R: 0 E: 0 K: 0 S: 3	H: 0 LOB: 0 BB: 0 P: 3	R: 0 E: 0 K: 2 S: 8	H: 1 LOB: 1 BB: 0 P: 8		R: 0 E: 0 K: 0 S: 3	H: 0 LOB: 0 BB: 0 P: 3	1B: 11 2B: 3 3B: 0 HR: 1	SF: 0 SAC: 1 DP: 2 HBP: 0	WP: 1 PB: 1 CS: 0	PA: 44					
PITCHER	IP	WLS	BF	H	R	ER	SO	BB	IBB	HBP	BLK	WP	HR	S	P	ERA	WHIP											
Bob Bruce, R ERA: 4.17	(1, 1)	5.1	L	26	8	5	4	3	3	0	0	0	1	0	29	41	6.75	2.062										
Bobby Tiefenauer, R ERA: 3.62	(6, 1)	0.1		4	3	2	2	1	0	0	0	0	0	0	6	6	54.00	9.000										
Russ Kemmerer, R ERA: 3.78	(6, 1)	0.1		4	3	3	3	0	0	0	0	0	1	4	4	81.00	9.000											
Jim Umbricht, R ERA: 2.14	(7, 1)	3.0		10	1	0	0	2	0	0	0	0	0	14	14	0.00	0.333											
Batter	1	2	3	4	5	6	7	8	9	AB	R	H	RBI	BB	SO	LOB	BOTTOM											
Carl Warwick, R OBP: 0.312, SLG: 0.413	K		6-3			G3	5-3-5			5	0	1	1	0	1	3	San Francisco Giants @ Houston Colt 45's Colt Stadium, Houston, TX Sun Sep 23 1962, 4:33 AM EDT Alt. 9.623 - Unknown - 88 F											
Joey Amalfitano, R OBP: 0.321, SLG: 0.307 Al Heist, R OBP: 0.257, SLG: 0.227	F7		4-3			BB	1B		F8	3	0	1	0	0	0	0												
Jim Pendleton, R OBP: 0.275, SLG: 0.368	K			F7		1B		6-3		4	0	1	0	0	1	0												
Norm Larker, L OBP: 0.359, SLG: 0.367		K		F7		1B		F5		3	0	0	0	1	1	0												
Roman Mejias, R OBP: 0.327, SLG: 0.445 Jim Umbricht, R OBP: 0.111, SLG: 0.111 Johnny Temple, R OBP: 0.347, SLG: 0.317		FC5	1-3		5-3	K		E6		3	0	1	0	0	1	3												
Bob Aspromonte, R OBP: 0.338, SLG: 0.386		1-3			F3			F3		4	0	0	0	0	0	2												
Hal Smith, R OBP: 0.283, SLG: 0.377				F8		1B	1B	E5		2	1	0	0	2	0	1												
J C Hartman, R OBP: 0.238, SLG: 0.246		FC5			K		1B	F2		4	0	1	0	0	1	4												
Bob Bruce, R OBP: 0.349, SLG: 0.216 Bobby Tiefenauer, R OBP: 0.462, SLG: 0.384 Russ Kemmerer, R OBP: 0.429, SLG: 0.571 George Williams, R OBP: 0.429, SLG: 0.571				4-3		K		1B		1	0	0	0	0	0	0												
Inning Stats	R: 0 E: 0 K: 2 S: 7	H: 0 LOB: 0 BB: 0 P: 7	R: 0 E: 0 K: 1 S: 6	H: 1 LOB: 2 BB: 1 P: 10	R: 0 E: 0 K: 0 S: 3	H: 0 LOB: 0 BB: 0 P: 3	R: 0 E: 0 K: 0 S: 3	H: 0 LOB: 0 BB: 0 P: 3	R: 0 E: 0 K: 1 S: 5	H: 0 LOB: 0 BB: 0 P: 5	R: 0 E: 0 K: 2 S: 9	H: 2 LOB: 3 BB: 1 P: 13	R: 0 E: 0 K: 0 S: 4	H: 2 LOB: 2 BB: 1 P: 8	R: 0 E: 0 K: 0 S: 3	H: 0 LOB: 0 BB: 0 P: 3		R: 3 E: 2 K: 0 S: 7	H: 2 LOB: 1 BB: 0 P: 7	1B: 6 2B: 2 3B: 0 HR: 0	SF: 0 SAC: 0 DP: 1 HBP: 0	WP: 0 PB: 0 CS: 0	PA: 38					
PITCHER	IP	WLS	BF	H	R	ER	SO	BB	IBB	HBP	BLK	WP	HR	S	P	ERA	WHIP											
Billy O'Dell, L ERA: 3.38	(1, 1)	9.0	W	38	7	3	0	6	3	0	0	0	0	47	59	0.00	1.111											

Batter	1	2	3	4	5	6	7	8	9	AB	R	H	RBI	BB	SO	LOB	TOP					
Julian Javier, R OBP: 0.324, SLG: 0.367 (1, 4)										4	0	0	0	0	0	3						
Curt Flood, R OBP: 0.349, SLG: 0.421 (1, 8)	 1B									4	0	1	0	0	0	0						
Stan Musial, L OBP: 0.414, SLG: 0.502 (1, 7)										4	0	0	0	0	0	1						
Bill White, L OBP: 0.385, SLG: 0.488 (1, 3)	 1-2									4	1	2	1	0	0	0						
Ken Boyer, R OBP: 0.376, SLG: 0.479 Julio Gotay, R OBP: 0.316, SLG: 0.309 (8, 5)					 G6-4-3 1B					3	1	1	0	0	1	1						
Gary Kolb, L OBP: 0.400, SLG: 0.357 (1, 9)				 G6-4-3 1-3						3	0	1	0	0	1	1						
Gene Oliver, R OBP: 0.344, SLG: 0.424 (1, 2)					 G6-4-3 1-2 3-H					3	0	0	0	0	0	1						
Dal Maxwell, R OBP: 0.288, SLG: 0.272 (1, 6)			 BB					 F9 1B		2	0	1	0	1	0	0						
Ernie Broglio, R OBP: 0.141, SLG: 0.116 Fred Whitfield, L OBP: 0.301, SLG: 0.478 Mike Shannon, R OBP: 0.154, SLG: 0.083 Lindy McDaniel, R OBP: 0.174, SLG: 0.095 (8, 1)			 1-2					 1-3		1	0	0	0	0	0	0						
										1	0	1	0	0	0	0						
										0	0	0	0	0	0	0						
										0	0	0	0	0	0	0						
Inning Stats	R: 0 E: 0 K: 0 S: 3	H: 1 LOB: 0 BB: 0 P: 3	R: 0 E: 0 K: 0 S: 3	H: 0 LOB: 0 BB: 0 P: 3	R: 0 E: 0 K: 0 S: 3	H: 0 LOB: 1 BB: 1 P: 7	R: 0 E: 0 K: 0 S: 3	H: 0 LOB: 0 BB: 0 P: 3	R: 1 E: 0 K: 0 S: 4	H: 2 LOB: 0 BB: 0 P: 4	R: 0 E: 0 K: 0 S: 3	H: 0 LOB: 0 BB: 0 P: 3	R: 0 E: 0 K: 2 S: 8	H: 1 LOB: 1 BB: 0 P: 8	R: 0 E: 0 K: 0 S: 4	H: 2 LOB: 2 BB: 0 P: 4	R: 1 E: 0 K: 0 S: 4	H: 1 LOB: 0 BB: 0 P: 4	1B: 6 2B: 0 3B: 0 HR: 1	SF: 0 SAC: 1 DP: 1 HBP: 0	WP: 0 PB: 0 SB: 0 CS: 1	PA: 33
PITCHER Jack Sanford, R ERA: 3.36 (1, 1)	IP: 9.0 WLS: W BF: 32 H: 7 R: 2 ER: 2 SO: 2 BB: 1 IBB: 0 HBP: 0 BLK: 0 WP: 0 HR: 1 S: 35 P: 39 ERA: 2.00 WHIP: 0.889																					

St. Louis Cardinals @ San Francisco Giants
Candlestick Park, San Francisco, CA
Tue Sep 25 1962, 10:05 PM EDT
Att: 10,965 - Unknown

AB 30
R 2
H 7
RBI 1
BB 1
SO 2
LOB 7



Batter	1	2	3	4	5	6	7	8	9	AB	R	H	RBI	BB	SO	LOB	BOTTOM		
Harvey Kuenn, R OBP: 0.374, SLG: 0.447 Jim Davenport, R OBP: 0.356, SLG: 0.459 (8, 5)										4	0	1	1	0	0	0			
Chuck Hillier, L OBP: 0.336, SLG: 0.331 (1, 4)				 3-1 BB						3	1	1	0	1	0	1			
Matty Alou, L OBP: 0.337, SLG: 0.352 (9, 7)						 1-3		 FC3-6-1-2		4	2	2	0	0	0	1			
Willie Mays, R OBP: 0.382, SLG: 0.616 (1, 8)				 2-3 BB		 1-2 3-H		 1-2		3	0	2	1	1	0	0			
Willie McCovey, L OBP: 0.363, SLG: 0.588 Felipe Alou, R OBP: 0.354, SLG: 0.517 (9, 9)								 1-2 2-3		4	0	0	0	0	1	6			
										0	0	0	0	0	0	0			
Orlando Cepeda, R OBP: 0.348, SLG: 0.513 (1, 3)						 1-H 2-H		 FC3-6-1-2		3	0	1	1	1	0	0			
Tom Haller, L OBP: 0.382, SLG: 0.502 (1, 2)			 L4-3		 FC1-6 BB		 SH5-4 2B	 1-2 2-3 3-H		3	1	2	1	1	0	2			
Jose Pagan, R OBP: 0.308, SLG: 0.353 (1, 6)										2	0	0	0	0	0	2			
Jack Sanford, R OBP: 0.194, SLG: 0.196 (1, 1)										3	0	0	0	0	1	2			
										1B: 8 2B: 3 3B: 0 HR: 0									
Inning Stats	R: 0 E: 0 K: 0 S: 3	H: 0 LOB: 0 BB: 0 P: 3	R: 0 E: 0 K: 1 S: 5	H: 0 LOB: 0 BB: 0 P: 5	R: 0 E: 0 K: 0 S: 3	H: 1 LOB: 0 BB: 0 P: 3	R: 0 E: 0 K: 0 S: 3	H: 0 LOB: 2 BB: 2 P: 11	R: 0 E: 0 K: 0 S: 6	H: 4 LOB: 0 BB: 0 P: 6	R: 1 E: 0 K: 1 S: 7	H: 2 LOB: 1 BB: 0 P: 7	R: 1 E: 0 K: 0 S: 4	H: 2 LOB: 1 BB: 1 P: 8	1B: 8 2B: 3 3B: 0 HR: 0	SF: 0 SAC: 1 DP: 2 HBP: 0	WP: 1 PB: 0 SB: 0 CS: 0	PA: 34	
PITCHER Ernie Broglio, R ERA: 3.12 Lindy McDaniel, R ERA: 4.12 (8, 1)	IP: 7.0 WLS: L BF: 29 H: 7 R: 3 ER: 3 SO: 3 BB: 3 IBB: 0 HBP: 0 BLK: 0 WP: 1 HR: 0 S: 30 P: 42 ERA: 3.86 WHIP: 1.429																		

St. Louis Cardinals @ San Francisco Giants
Candlestick Park, San Francisco, CA
Tue Sep 25 1962, 10:05 PM EDT
Att: 10,965 - Unknown

AB 29
R 4
H 9
RBI 4
BB 4
SO 2
LOB 14



Batter	1	2	3	4	5	6	7	8	9	AB	R	H	RBI	BB	SO	LOB	TOP			
Julian Javier, R (1,4) OBP: 0.322, SLG: 0.364	F3		F7			F8		F5		4	0	0	0	0	0	1	St. Louis Cardinals @ San Francisco Giants Candlestick Park, San Francisco, CA Wed Sep 26 1962, 6:33 AM EDT Att: 6,247 - Unknown			
Curt Flood, R (1,8) OBP: 0.348, SLG: 0.419	5-3			E5		F4		BB		3	0	0	0	1	0					
Charlie James, R (1,9) OBP: 0.301, SLG: 0.396 Fred Whitfield, L (8, PH) OBP: 0.299, SLG: 0.475 Gary Kolb, L (8,9) OBP: 0.400, SLG: 0.357	6-3			FC6-4			4-3	G3		3	0	0	0	0	1					
Ken Boyer, R (1,5) OBP: 0.376, SLG: 0.477		F9		G1-6-3			K			4	0	1	0	0	1					
Bill White, L (1,3) OBP: 0.386, SLG: 0.487				G1-6-3			F9			3	0	1	0	1	0					
Gene Oliver, R (1,2) OBP: 0.340, SLG: 0.419		G5-4-3				F3		5-3		4	0	0	0	0	2					
Mike Shannon, R (1,7) OBP: 0.188, SLG: 0.133 Carl Sawatski, L (8, PH) OBP: 0.351, SLG: 0.477			5-3			4-3		BB		3	1	1	0	0	0					
Dal Maxvill, R (1,6) OBP: 0.294, SLG: 0.274				SH5-4		5-3		HR		2	1	1	0	1	0					
Curt Simmons, L (1,1) OBP: 0.245, SLG: 0.191 Stan Musial, L (8, PH) OBP: 0.415, SLG: 0.511 Bob Duliba, R (8,1)			SH5-4			6-3		HR		1	0	0	0	0	0					
Inning Stats	R: 0 E: 0 K: 0 S: 3	H: 0 LOB: 0 BB: 0 P: 3	R: 0 E: 0 K: 0 S: 3	H: 1 LOB: 0 BB: 0 P: 3	R: 0 E: 0 K: 0 S: 4	H: 1 LOB: 1 BB: 0 P: 4	R: 0 E: 1 K: 0 S: 4	H: 1 LOB: 1 BB: 0 P: 4	R: 0 E: 0 K: 0 S: 3	H: 0 LOB: 0 BB: 0 P: 3	R: 0 E: 0 K: 1 S: 5	H: 0 LOB: 0 BB: 0 P: 5	R: 3 E: 0 K: 0 S: 5	H: 2 LOB: 1 BB: 2 P: 13	R: 0 E: 0 K: 1 S: 5	H: 0 LOB: 1 BB: 1 P: 9		1B: 4 2B: 0 3B: 0 HR: 1	SF: 0 SAC: 1 DP: 2 HBP: 0	WP: 0 PB: 0 SB: 0 CS: 0
PITCHER	IP	WLS	BF	H	R	ER	SO	BB	IBB	HBP	BLK	WP	HR	S	P	ERA	WHIP			
Billy Pierce, L (1,1) ERA: 3.72	7.1	W	27	5	3	3	1	1	0	0	0	0	1	28	32	3.68	0.818			
Don Larsen, R (8,1) ERA: 4.43	1.2	S	7	0	0	0	1	2	0	0	0	0	0	7	15	0.00	1.200			

Batter	1	2	3	4	5	6	7	8	9	AB	R	H	RBI	BB	SO	LOB	BOTTOM			
Harvey Kuenn, R (1,7) OBP: 0.371, SLG: 0.443	F9		5-3			6-3		F9		4	0	0	0	0	0	0	St. Louis Cardinals @ San Francisco Giants Candlestick Park, San Francisco, CA Wed Sep 26 1962, 6:33 AM EDT Att: 6,247 - Unknown			
Chuck Hiller, L (1,4) OBP: 0.336, SLG: 0.330	F3		4-3			E4		1B		4	1	1	0	0	0					
Felipe Alou, R (1,9) OBP: 0.355, SLG: 0.516	5-3					FC4-6		1B		4	0	2	1	0	1					
Willie Mays, R (1,8) OBP: 0.381, SLG: 0.612		1B		FC4-6		F8		6-3		3	1	0	0	1	0					
Orlando Cepeda, R (1,3) OBP: 0.349, SLG: 0.517		F6				F9		HR		4	2	2	1	0	1					
Jim Davenport, R (1,5) OBP: 0.358, SLG: 0.458							HR	1B		3	1	1	0	1	1					
Tom Haller, L (1,2) OBP: 0.383, SLG: 0.517							K			4	1	2	4	0	2					
Jose Pagan, R (1,6) OBP: 0.308, SLG: 0.354							K			4	0	1	0	0	2					
Billy Pierce, L (1,1) OBP: 0.273, SLG: 0.231								HR		3	0	0	0	0	1					
Don Larsen, R (8,1) OBP: 0.200, SLG: 0.280								4-3		1	0	0	0	0	1					
Inning Stats	R: 0 E: 0 K: 0 S: 3	H: 2 LOB: 1 BB: 1 P: 9	R: 2 E: 0 K: 0 S: 5	H: 2 LOB: 1 BB: 1 P: 9	R: 0 E: 0 K: 0 S: 4	H: 1 LOB: 1 BB: 0 P: 4	R: 0 E: 0 K: 1 S: 5	H: 0 LOB: 1 BB: 1 P: 9	R: 1 E: 1 K: 0 S: 5	H: 1 LOB: 1 BB: 0 P: 5	R: 1 E: 0 K: 1 S: 6	H: 1 LOB: 0 BB: 0 P: 6	R: 0 E: 0 K: 0 S: 4	H: 1 LOB: 1 BB: 0 P: 4	R: 2 E: 0 K: 1 S: 8	H: 3 LOB: 1 BB: 0 P: 8	1B: 5 2B: 2 3B: 0 HR: 2	SF: 0 SAC: 0 DP: 0 HBP: 0	WP: 0 PB: 0 SB: 1 CS: 0	PA: 36
PITCHER	IP	WLS	BF	H	R	ER	SO	BB	IBB	HBP	BLK	WP	HR	S	P	ERA	WHIP			
Curt Simmons, L (1,1) ERA: 3.72	7.0	L	30	6	4	3	2	2	0	0	0	0	1	32	40	3.86	1.143			
Bob Duliba, R (8,1) ERA: 2.06	1.0		6	3	2	2	1	0	0	0	0	0	1	8	8	18.00	3.000			

AB 30
R 3
H 5
RBI 3
BB 3
SO 2
LOB 8



AB 34
R 6
H 9
RBI 6
BB 2
SO 3
LOB 10



Batter	1	2	3	4	5	6	7	8	9	AB	R	H	RBI	BB	SO	LOB	TOP					
Julian Javier, R OBP: 0.320, SLG: 0.361 (1, 4)	F4	G6-4-3		G6-4-3		F4		1-3		5	0	0	0	0	0	4	St. Louis Cardinals @ San Francisco Giants Candlestick Park, San Francisco, CA Thu Sep 27 1962, 6:33 AM EDT Att: 6,812 - Unknown AB 41 R 7 H 15 RBI 7 BB 2 SO 7 LOB 24					
Curt Flood, R OBP: 0.347, SLG: 0.417 (1, 8)	1B			F8		F7		5-3		5	1	1	0	0	1							
Stan Mustaj, L OBP: 0.421, SLG: 0.517 Bobby Gene Smith, R OBP: 0.298, SLG: 0.287 (9, PR) (9, 7)	1B					1B		1B		5	2	5	0	0	0							
Ken Boyer, R OBP: 0.374, SLG: 0.475 (1, 5)	K			F5		F9		1B		5	0	1	0	0	1							
Bill White, L OBP: 0.389, SLG: 0.489 (1, 3)	1B			K		1B		FC6-4		4	1	3	1	1	1							
Charlie James, R OBP: 0.303, SLG: 0.396 (1, 9)	1B					1B		1B		5	1	2	2	0	1							
Gene Oliver, R OBP: 0.341, SLG: 0.431 (1, 2)	K			E		1B		FC6-4		5	2	2	3	0	1							
Dal Maxvill, R OBP: 0.288, SLG: 0.268 (1, 6)				F9		E5		K		4	0	0	0	0	2							
Ray Washburn, R OBP: 0.242, SLG: 0.214 Bobby Shantz, R OBP: 0.091, SLG: 0.095 (7, 1)	E1							K		2	0	1	1	1	0							
Inning Stats	R: 2 E: 0 K: 2 S: 11	H: 4 LOB: 2 BB: 0 P: 11	R: 0 E: 1 K: 0 S: 3	H: 0 LOB: 0 BB: 0 P: 3	R: 0 E: 0 K: 1 S: 6	H: 1 LOB: 1 BB: 0 P: 6	R: 1 E: 1 K: 0 S: 5	H: 2 LOB: 1 BB: 0 P: 5	R: 4 E: 0 K: 1 S: 9	H: 4 LOB: 0 BB: 0 P: 9	R: 0 E: 0 K: 0 S: 2	H: 0 LOB: 0 BB: 1 P: 6	R: 0 E: 0 K: 0 S: 5	H: 2 LOB: 2 BB: 0 P: 5	R: 0 E: 0 K: 2 S: 7	H: 0 LOB: 0 BB: 0 P: 7		R: 0 E: 0 K: 1 S: 7	H: 2 LOB: 3 BB: 1 P: 11	1B: 13 2B: 1 3B: 0 HR: 1	SF: 0 SAC: 0 DP: 3 HBP: 0	WP: 0 PB: 0 SB: 0 CS: 0
PITCHER	IP	WLS	BF	H	R	ER	SO	BB	IBB	HBP	BLK	WP	HR	S	P	ERA	WHIP					
Billy O'Dell, L ERA: 3.52 (1, 1)	4.2	L	24	10	6	6	3	0	0	0	0	0	0	30	30	11.57	2.143					
Don Larsen, R ERA: 4.52 (5, 1)	0.1		2	1	1	1	1	0	0	0	0	0	1	4	4	27.00	3.000					
Jim Duffalo, R ERA: 3.64 (6, 1)	2.0		8	2	0	0	0	1	0	0	0	0	0	7	11	0.00	1.500					
Stu Miller, R ERA: 4.2 (8, 1)	2.0		9	2	0	0	3	0	1	0	0	0	0	14	18	0.00	1.000					

Batter	1	2	3	4	5	6	7	8	9	AB	R	H	RBI	BB	SO	LOB	BOTTOM					
Harvey Kuenn, R OBP: 0.372, SLG: 0.444 (1, 5)	1-3					5-3				5	0	2	0	0	0	0	St. Louis Cardinals @ San Francisco Giants Candlestick Park, San Francisco, CA Thu Sep 27 1962, 6:33 AM EDT Att: 6,812 - Unknown AB 35 R 4 H 10 RBI 4 BB 5 SO 8 LOB 19					
Chuck Hillier, L OBP: 0.338, SLG: 0.332 (1, 4)	1-3					4-3				4	0	2	0	1	0							
Matty Alou, L OBP: 0.338, SLG: 0.354 (8, 7)						2B				5	1	2	0	0	5							
Willie Mays, R OBP: 0.381, SLG: 0.612 (1, 8)	F3					1B				4	0	1	1	1	1							
Willie McCovey, L OBP: 0.363, SLG: 0.589 Felipe Alou, R OBP: 0.354, SLG: 0.516 (7, PH) (8, 9)						2B				3	0	1	0	0	1							
Orlando Cepeda, R OBP: 0.348, SLG: 0.515 (1, 3)						K				1	0	0	0	0	2							
Tom Haller, L OBP: 0.385, SLG: 0.513 (1, 2)						K				3	0	0	0	1	3							
Jose Pagan, R OBP: 0.308, SLG: 0.353 (1, 6)						2B				2	1	0	0	2	1							
Billy O'Dell, S OBP: 0.191, SLG: 0.136 Don Larsen, R OBP: 0.299, SLG: 0.280 Carl Roberts, R OBP: 0.376, SLG: 0.375 Jim Duffalo, R OBP: 0.339, SLG: 0.465 Ed Bailey, L OBP: 0.168, SLG: 0.133 Stu Miller, R OBP: 0.298, SLG: 0.187 (5, PH) (5, PH) (8, 1) (8, 1) (9, PH)										4	1	1	0	0	2							
Inning Stats	R: 0 E: 0 K: 0 S: 4	H: 1 LOB: 1 BB: 0 P: 4	R: 0 E: 0 K: 0 S: 3	H: 1 LOB: 1 BB: 1 P: 7	R: 0 E: 0 K: 0 S: 5	H: 2 LOB: 2 BB: 0 P: 5	R: 0 E: 0 K: 2 S: 7	H: 0 LOB: 1 BB: 1 P: 11	R: 0 E: 0 K: 0 S: 3	H: 0 LOB: 0 BB: 0 P: 3	R: 1 E: 0 K: 1 S: 6	H: 2 LOB: 1 BB: 0 P: 6	R: 3 E: 0 K: 0 S: 5	H: 2 LOB: 2 BB: 3 P: 17	R: 0 E: 0 K: 3 S: 9	H: 0 LOB: 0 BB: 0 P: 9		R: 0 E: 0 K: 2 S: 9	H: 2 LOB: 2 BB: 0 P: 9	1B: 6 2B: 4 3B: 0 HR: 1	SF: 0 SAC: 0 DP: 2 HBP: 0	WP: 0 PB: 0 SB: 0 CS: 0
PITCHER	IP	WLS	BF	H	R	ER	SO	BB	IBB	HBP	BLK	WP	HR	S	P	ERA	WHIP					
Ray Washburn, R ERA: 4.1 (1, 1)	6.2	W	31	8	4	4	3	5	0	0	0	0	0	32	52	5.40	1.950					
Bobby Shantz, L ERA: 1.95 (7, 1)	2.1	S	9	2	0	0	5	0	0	0	0	0	0	19	19	0.00	0.857					

Batter	1	2	3	4	5	6	7	8	9	AB	R	H	RBI	BB	SO	LOB	TOP								
Carl Warwick, R OBP: 0.317, SLG: 0.407 (1, 8)	4-0 2B BB		4-0 G4-6-3 BB		0-0 SH1-3 1-2		0-0 FC5-4 1-2		0-3 K	2	1	0	0	2	1	2	Houston Colt 45's @ San Francisco Giants Candlestick Park, San Francisco, CA Sat Sep 29 1962, 6:38 AM EDT Att: 26,268 - Unknown livebaseballscorecards.com								
Johnny Temple, R OBP: 0.347, SLG: 0.316 (1, 4)	0-3 K		0-0 G4-6-3 1-2		0-0 E6 1B		0-0 F8			4	0	0	0	0	1	4									
Dave Roberts, L OBP: 0.344, SLG: 0.365 (1, 7)	0-0 FC 1-H 2B		4-0 HR BB		0-0 G4-6-3 1-3 2-H 1B		0-3 K			3	1	2	2	1	1	1									
Norm Larker, L OBP: 0.359, SLG: 0.376 (1, 3)	0-0 FC 2-3		0-0 HR		0-0 G4-6-3 1-2			0-0 1-3		4	1	1	2	0	0	3									
Bob Aspromonte, R OBP: 0.332, SLG: 0.376 (1, 5)	0-0 F6		0-0 F8			0-0 6-3		0-3 K		4	0	0	0	0	1	2									
Roman Mejias, R OBP: 0.323, SLG: 0.444 (1, 9)	0-0 F8			0-3 K		0-0 6-3		0-0 F5		4	0	0	0	0	1	2									
Hal Smith, R OBP: 0.286, SLG: 0.383 (1, 2)		0-0 F7		0-0 F7					0-3 K	4	0	1	0	0	1	0									
J C Hartman, R OBP: 0.247, SLG: 0.255 (1, 6)		0-0 6-3		0-0 6-3		0-0 F7		0-0 E5		4	0	0	0	0	0	1									
Bob Bruce, R OBP: 0.343, SLG: 0.218 (1, 1)		0-0 6-3			0-0 SH1-3 1B 1B			0-0 E6 FC5-4		4	1	1	0	0	0	1									
Inning Stats	R: 1 E: 0 K: 1 S: 7	H: 1 LOB: 2 BB: 1 P: 11	R: 0 E: 0 K: 0 S: 3	H: 0 LOB: 0 BB: 2 P: 3	R: 2 E: 0 K: 1 S: 3	H: 1 LOB: 0 BB: 2 P: 11	R: 0 E: 0 K: 1 S: 5	H: 0 LOB: 0 BB: 0 P: 5	R: 1 E: 1 K: 0 S: 5	H: 2 LOB: 1 BB: 0 P: 5	R: 0 E: 0 K: 0 S: 4	H: 1 LOB: 1 BB: 0 P: 4	R: 0 E: 1 K: 1 S: 6	H: 0 LOB: 1 BB: 0 P: 6	R: 0 E: 0 K: 1 S: 5	H: 0 LOB: 0 BB: 0 P: 5	R: 0 E: 1 K: 2 S: 8	H: 0 LOB: 1 BB: 0 P: 8	1B: 2 2B: 2 3B: 0 HR: 1	SF: 0 SAC: 1 DP: 2 HBP: 0	WP: 0 PB: 0 CS: 0	PA: 37			
PITCHER	IP	WLS	BF	H	R	ER	SO	BB	IBB	HBP	BLK	WP	HR	S	P	ERA	WHIP								
Juan Marichal, R ERA: 3.34 (1, 1)	4.1	L	21	4	4	4	2	3	0	0	0	0	1	22	34	8.31	1.615								
Stu Miller, R ERA: 3.95 (5, 1)	2.2		9	1	0	0	1	0	0	0	0	0	0	11	11	0.00	0.375								
Bobby Bolin, R ERA: 3.56 (8, 1)	2.0		7	0	0	0	3	0	0	0	0	0	0	13	13	0.00	0.000								

Batter	1	2	3	4	5	6	7	8	9	AB	R	H	RBI	BB	SO	LOB	BOTTOM								
Harvey Kuenn, R OBP: 0.369, SLG: 0.441 (1, 7)	0-0 1-3	0-0 FC5-2 1-2 2-3 3-H			0-0 F4		0-0 6-3 1-2			4	0	0	0	0	0	4	Houston Colt 45's @ San Francisco Giants Candlestick Park, San Francisco, CA Sat Sep 29 1962, 6:38 AM EDT Att: 26,268 - Unknown livebaseballscorecards.com								
Chuck Hillier, L OBP: 0.335, SLG: 0.329 (1, 4)	0-0 1-3	0-0 F9			0-3 K			0-0 F2		4	0	0	0	0	1	3									
Matty Alou, L OBP: 0.343, SLG: 0.379 (1, 9)	0-0 HR		0-0 F8		0-0 3-1			0-0 2B		4	1	2	1	0	0	0									
Willie Mays, R OBP: 0.379, SLG: 0.605 (1, 8)	0-0 1-3		0-0 F7			0-3 K		4-0 BB		3	0	0	0	1	1	0									
Orlando Cepeda, R OBP: 0.349, SLG: 0.520 (1, 3)		0-0 SH5-4 1B 1B	0-0 1B			0-3 K		0-0 F7		4	1	2	0	0	1	2									
Tom Haller, L OBP: 0.385, SLG: 0.519 (1, 2)		1-0 1B SH5-4 FC5-2 HBP	0-3 K			0-3 K		0-0 F7		3	0	0	0	0	2	3									
Jim Davenport, R OBP: 0.355, SLG: 0.453 (1, 5)		0-0 SH5-4 1-2 2-3		0-3 K			0-0 F7		0-3 K	3	0	0	0	0	2	0									
Jose Pagan, R OBP: 0.309, SLG: 0.353 Felipe Alou, R OBP: 0.353, SLG: 0.514 (9, PH)		4-0 FC5-2 1B IBB		0-0 K S 1B			0-3 K		0-0 F8	2	0	1	0	1	1	0									
Juan Marichal, R OBP: 0.281, SLG: 0.241 (5, 1) Ed Bailey, L OBP: 0.176, SLG: 0.125 (7, PH) Billy O'Dell, S OBP: 0.045 (7, PH) Bobby Bolin, R OBP: 0.292, SLG: 0.348 (9, 1) Willie McCovey, S OBP: 0.306, SLG: 0.601 (9, PH)		0-0 FC5-2 1B		0-3 K			1-0 K HBP		0-0 4-3	2	0	1	1	0	1	1									
Inning Stats	R: 1 E: 0 K: 0 S: 4	H: 1 LOB: 0 BB: 0 P: 4	R: 0 E: 0 K: 0 S: 5	H: 2 LOB: 3 BB: 1 P: 10	R: 0 E: 0 K: 1 S: 6	H: 1 LOB: 0 BB: 0 P: 6	R: 0 E: 0 K: 2 S: 7	H: 1 LOB: 0 BB: 0 P: 7	R: 0 E: 0 K: 1 S: 5	H: 0 LOB: 0 BB: 0 P: 5	R: 0 E: 0 K: 3 S: 9	H: 0 LOB: 0 BB: 0 P: 9	R: 0 E: 0 K: 1 S: 5	H: 0 LOB: 2 BB: 0 P: 6	R: 0 E: 0 K: 0 S: 4	H: 1 LOB: 1 BB: 1 P: 8	R: 0 E: 0 K: 1 S: 5	H: 0 LOB: 0 BB: 0 P: 5	1B: 4 2B: 1 3B: 0 HR: 1	SF: 0 SAC: 1 DP: 0 HBP: 2	WP: 1 PB: 0 SB: 1 CS: 0	PA: 36			
PITCHER	IP	WLS	BF	H	R	ER	SO	BB	IBB	HBP	BLK	WP	HR	S	P	ERA	WHIP								
Bob Bruce, R ERA: 4.06 (1, 1)	9.0	W	36	6	2	2	9	1	1	2	0	1	1	50	60	2.00	0.778								

Batter	1	2	3	4	5	6	7	8	9	AB	R	H	RBI	BB	SO	LOB	TOP										
Carl Warwick, R OBP: 0.315, SLG: 0.404 (1, 8)	6-3		K		F9		B1			4	0	0	0	0	1	2	Houston Colt 45's @ San Francisco Giants Candlestick Park, San Francisco, CA Sun Sep 30 1962, 6:33 AM EDT Att: 41,327 - Unknown - 70 F livebaseballscorecards.com										
Johnny Temple, R OBP: 0.344, SLG: 0.312 (1, 4)	F4		F9		F2		5-3			4	0	0	0	0	0	2											
Roman Mejias, R OBP: 0.325, SLG: 0.444 (1, 9)			F2			1B	4-3			4	1	2	0	0	0	1											
Norm Larker, L OBP: 0.358, SLG: 0.374 (1, 3)	4-3			5-3 BB		P6		P4		3	0	0	0	1	0	2											
Bob Aspromonte, R OBP: 0.333, SLG: 0.377 (1, 5)		SH1-3 1B		F9		1B	6-3			4	0	2	0	0	0	1											
Jim Pendleton, R OBP: 0.276, SLG: 0.368 Dave Roberts, L OBP: 0.339, SLG: 0.358 (8, PH) (8, 7)	SH1-3			5-3		1B	4-3			2	0	1	1	0	0	1											
Hal Smith, R OBP: 0.286, SLG: 0.380 (1, 2)		BB		F6		F3		F7		3	0	0	0	1	0	3											
J C Hartman, R OBP: 0.248, SLG: 0.257 Merritt Ranew, L OBP: 0.297, SLG: 0.390 (9, PH) (9, 7)		K			S 1B	F7		F2		3	0	1	0	0	1	4											
Turk Farrell, R OBP: 0.190, SLG: 0.269 Billy Goodman, L OBP: 0.306, SLG: 0.292 (9, PH) (9, 1)		K			K			K		3	0	1	0	0	2	3											
										1	0	0	0	0	1	0											
Inning Stats	R: 0 E: 0 K: 0 S: 4	H: 1 LOB: 1 BB: 0 P: 4	R: 0 E: 0 K: 2 S: 8	H: 1 LOB: 2 BB: 1 P: 12	R: 0 E: 0 K: 1 S: 5	H: 0 LOB: 0 BB: 0 P: 5	R: 0 E: 0 K: 0 S: 3	H: 0 LOB: 1 BB: 1 P: 7	R: 0 E: 0 K: 1 S: 6	H: 1 LOB: 1 BB: 0 P: 6	R: 1 E: 0 K: 0 S: 6	H: 3 LOB: 2 BB: 0 P: 6	R: 0 E: 0 K: 0 S: 4	H: 1 LOB: 0 BB: 0 P: 4	R: 0 E: 0 K: 0 S: 3	H: 0 LOB: 0 BB: 0 P: 3	R: 0 E: 0 K: 1 S: 5	H: 0 LOB: 0 BB: 0 P: 5	1B: 6 2B: 1 3B: 0 HR: 0	SF: 0 SAC: 1 DP: 0 HBP: 0	WP: 0 PB: 0 SB: 1 CS: 0	PA: 36					
PITCHER	IP	WLS	BF	H	R	ER	SO	BB	IBB	HBP	BLK	WP	HR	S	P	ERA	WHIP										
Billy O'Dell, L ERA: 3.46 Stu Miller, R ERA: 3.88	(1, 1) (8, 1)	7.0 W	30 6	7 0	1 0	1 0	4 1	2 0	0 0	0 0	0 0	0 0	0 0	36 8	44 8	1.29 0.00	1.286 0.000										

Batter	1	2	3	4	5	6	7	8	9	AB	R	H	RBI	BB	SO	LOB	BOTTOM										
Harvey Kuenn, R OBP: 0.370, SLG: 0.440 Felipe Alou, R OBP: 0.353, SLG: 0.514 (1, 7) (8, 9)	L1		G6-3 1B		F7		HBP			3	0	1	0	0	0	0	Houston Colt 45's @ San Francisco Giants Candlestick Park, San Francisco, CA Sun Sep 30 1962, 6:33 AM EDT Att: 41,327 - Unknown - 70 F livebaseballscorecards.com										
Matty Alou, L OBP: 0.346, SLG: 0.387 (1, 9) (8, 7)			G6-3 1-2			FC1-6 1B	P4			4	0	2	0	0	0	4											
Willie Mays, R OBP: 0.380, SLG: 0.608 (1, 8)			K			P6		HR		3	1	1	1	1	1	1											
Willie McCovey, L OBP: 0.362, SLG: 0.590 Orlando Cepeda, R OBP: 0.345, SLG: 0.520 (1, 3) (9, 3)	P6				P5	FC1-6 1-2	F8			4	0	0	0	0	0	3											
Ed Bailey, L OBP: 0.339, SLG: 0.474 (1, 2)	P6					F3		F9		4	1	1	1	0	0	3											
Jim Davenport, R OBP: 0.354, SLG: 0.451 (1, 5)			F3		G1-6-3 1B		5-3	5-3		4	0	1	0	0	0	0											
Chuck Hillier, L OBP: 0.339, SLG: 0.333 (1, 4)					G1-6-3 1-2		1B	1B		3	0	2	0	0	0	1											
Jose Pagan, R OBP: 0.309, SLG: 0.353 (1, 6)			F6			K		F9 1B		3	0	1	0	0	1	1											
Billy O'Dell, S OBP: 0.188, SLG: 0.133 Tom Haller, L OBP: 0.363, SLG: 0.517 Stu Miller, R OBP: 0.176, SLG: 0.125 (1, 1) (7, PH) (8, 1)			K			K		F9		2	0	0	0	0	2	1											
										1	0	0	0	0	0	0											
Inning Stats	R: 0 E: 0 K: 0 S: 4	H: 1 LOB: 2 BB: 1 P: 8	R: 0 E: 0 K: 1 S: 6	H: 1 LOB: 0 BB: 0 P: 6	R: 0 E: 0 K: 1 S: 5	H: 1 LOB: 0 BB: 0 P: 5	R: 1 E: 0 K: 0 S: 4	H: 2 LOB: 0 BB: 0 P: 4	R: 0 E: 0 K: 2 S: 7	H: 0 LOB: 0 BB: 0 P: 7	R: 0 E: 0 K: 0 S: 4	H: 1 LOB: 1 BB: 0 P: 4	R: 0 E: 0 K: 0 S: 5	H: 2 LOB: 3 BB: 0 P: 6	R: 1 E: 0 K: 0 S: 4	H: 1 LOB: 0 BB: 0 P: 4	R: 0 E: 0 K: 1 S: 5	H: 0 LOB: 0 BB: 0 P: 5	1B: 5 2B: 2 3B: 0 HR: 2	SF: 0 SAC: 0 DP: 2 HBP: 1	WP: 0 PB: 0 SB: 0 CS: 0	PA: 33					
PITCHER	IP	WLS	BF	H	R	ER	SO	BB	IBB	HBP	BLK	WP	HR	S	P	ERA	WHIP										
Turk Farrell, R ERA: 3.02	(1, 1)	8.0 L	33 33	9 9	2 2	2 2	4 4	1 1	0 0	1 1	0 0	0 0	2 2	39 39	44 44	2.25 1.250	1.250										

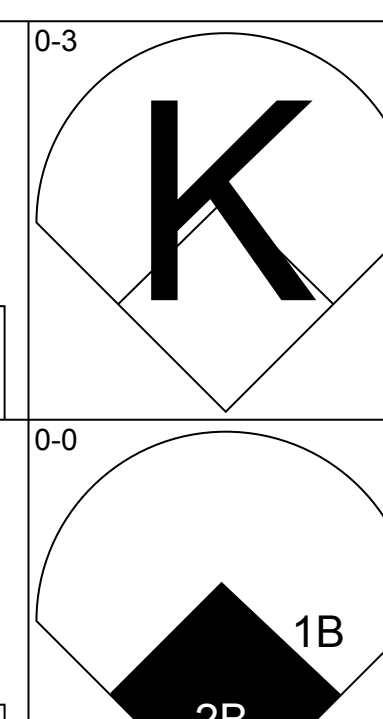
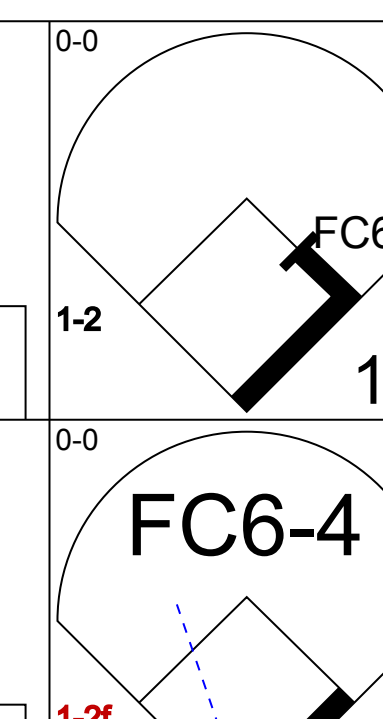
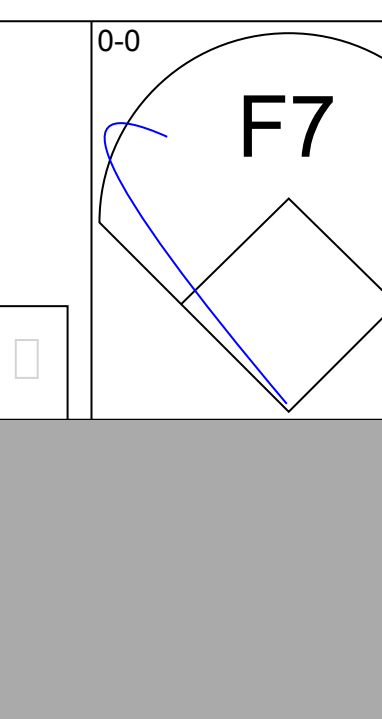
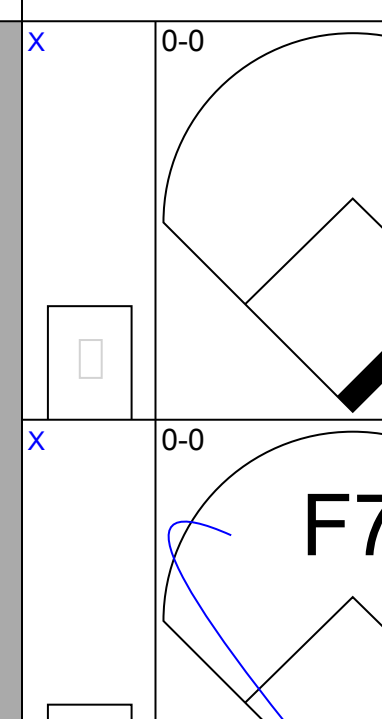
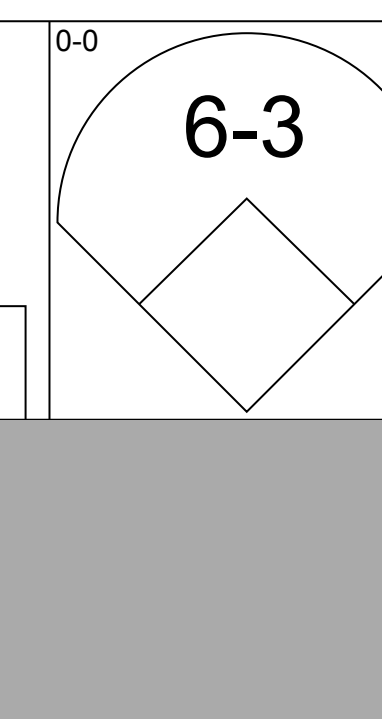
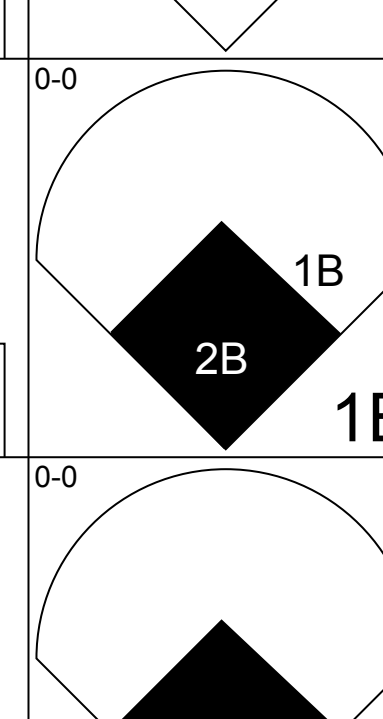
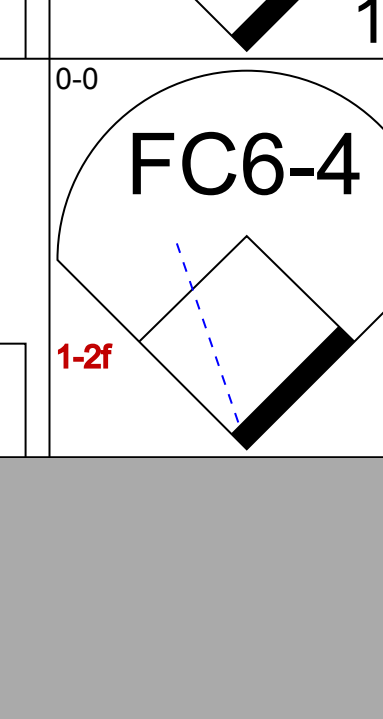
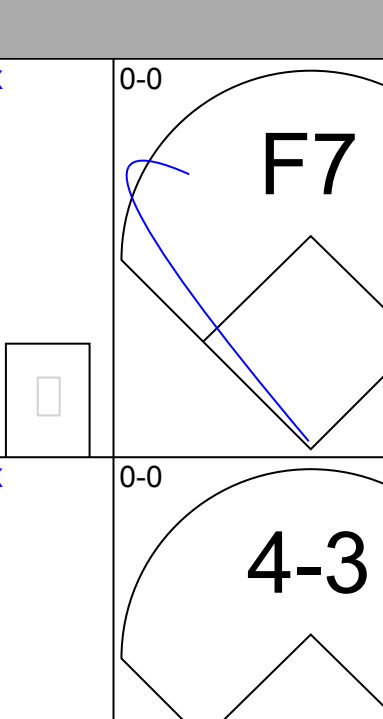
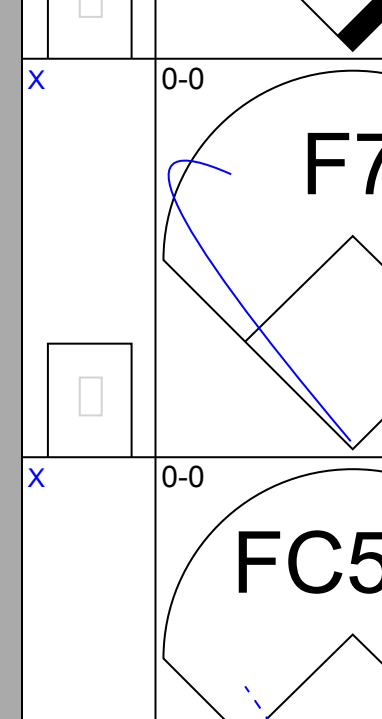
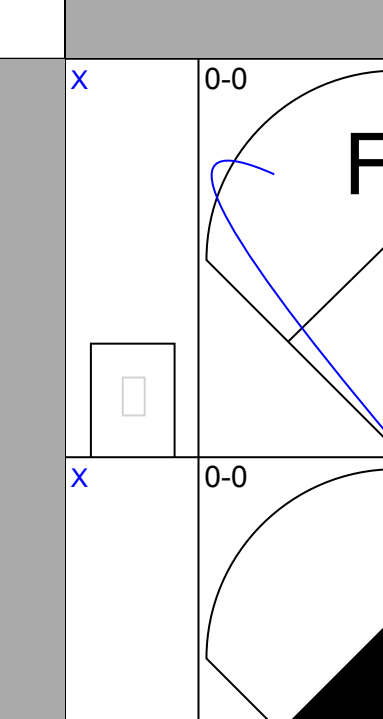
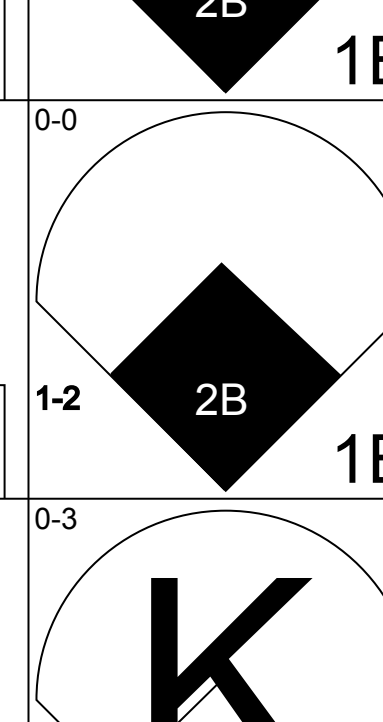
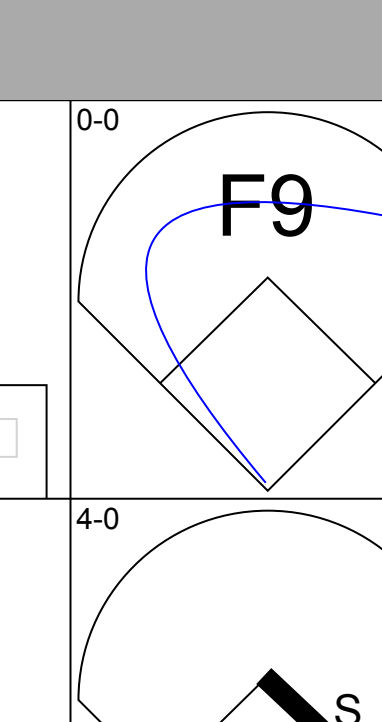
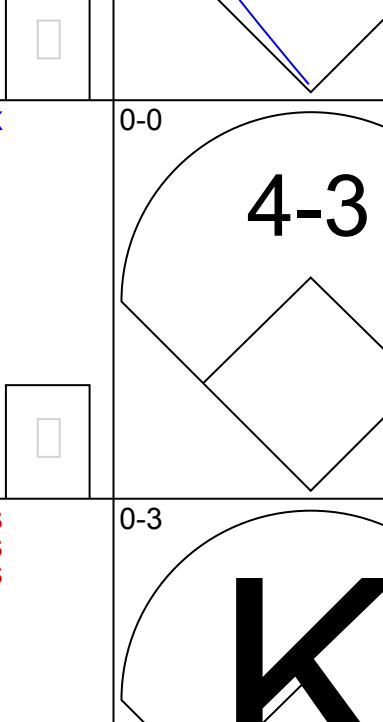
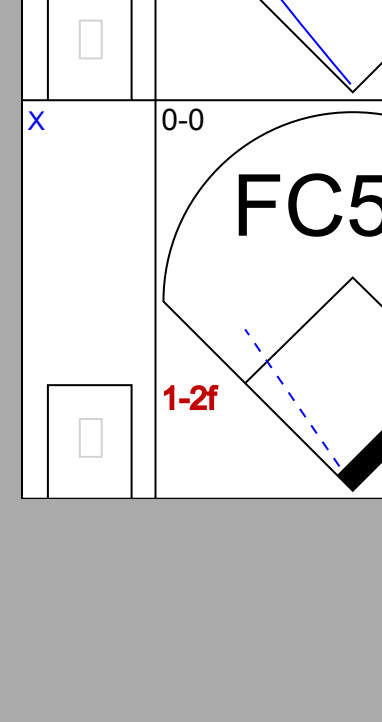
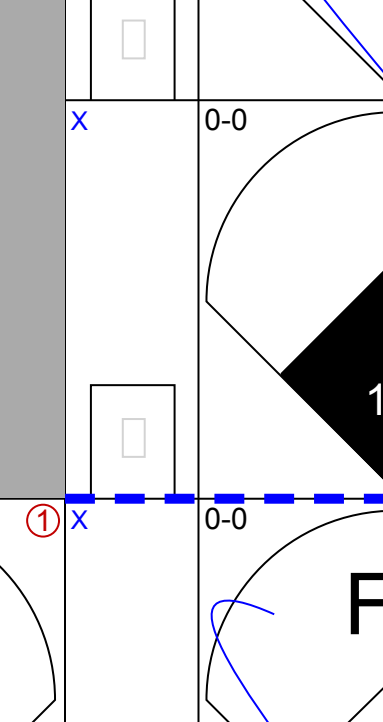
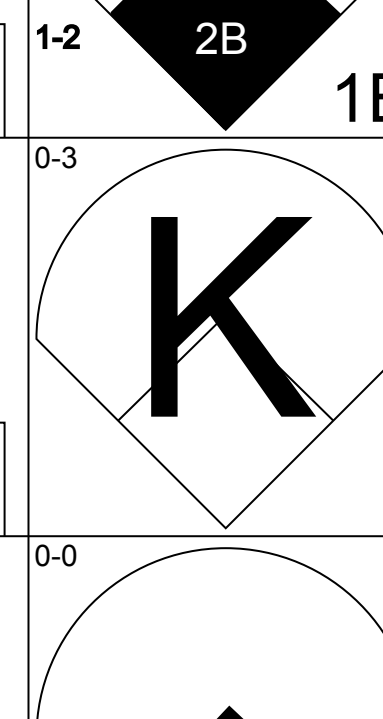
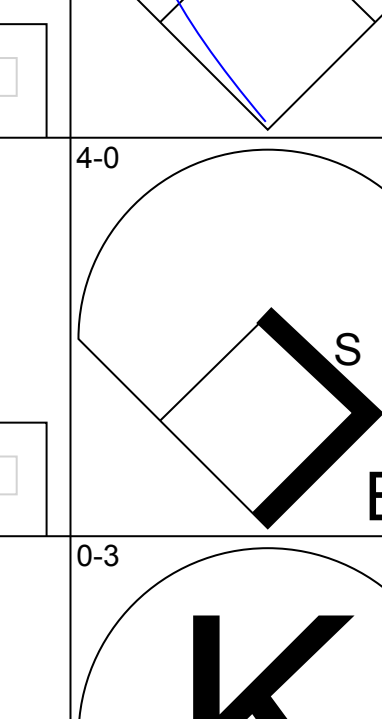
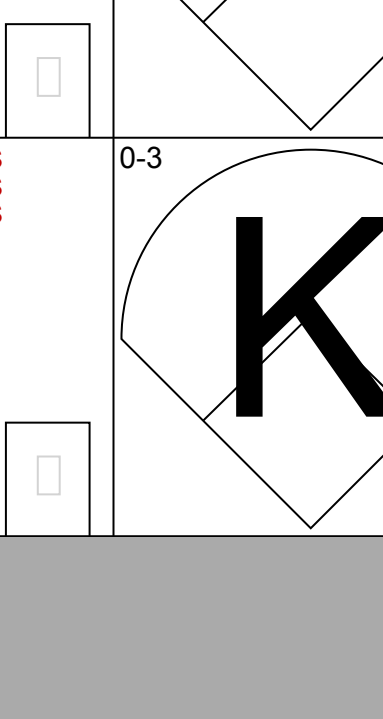
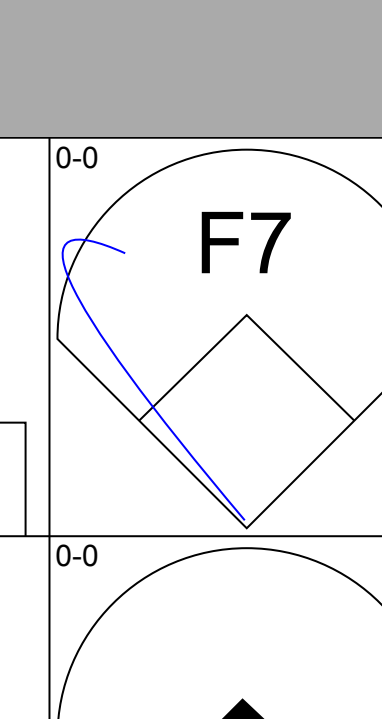
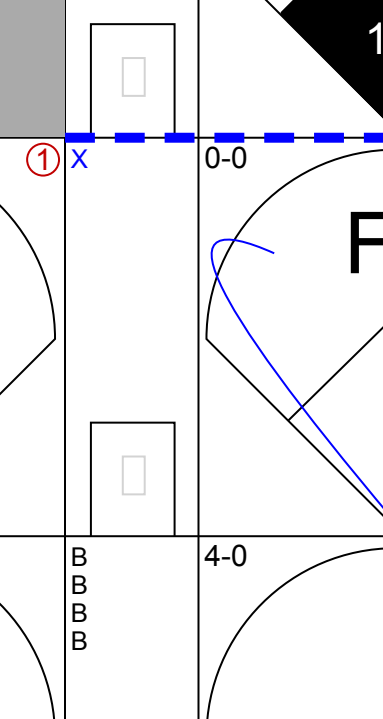
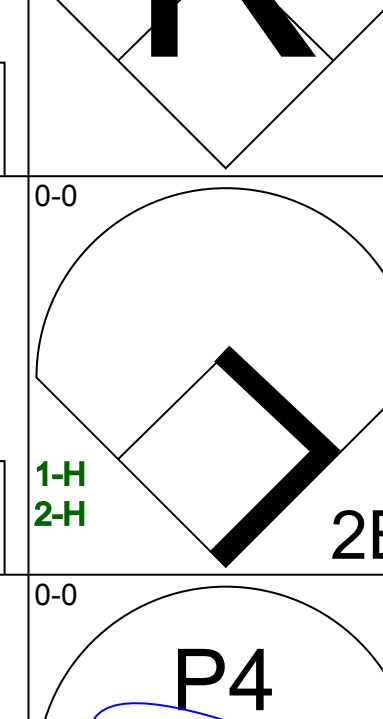
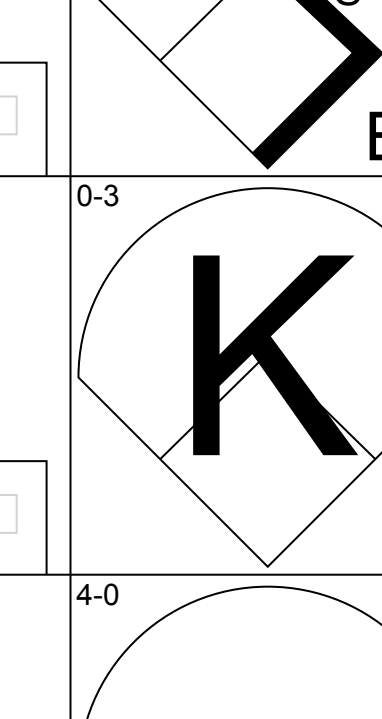
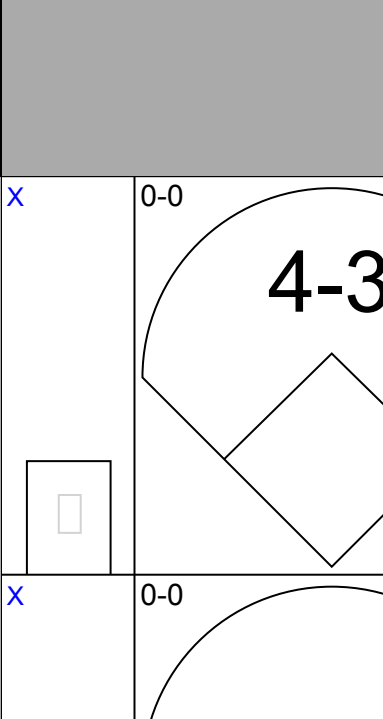
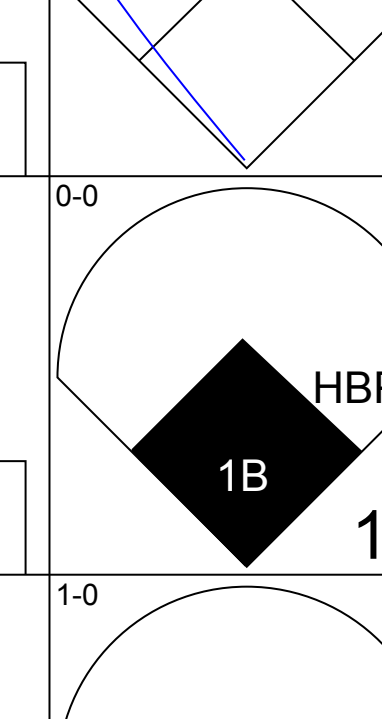
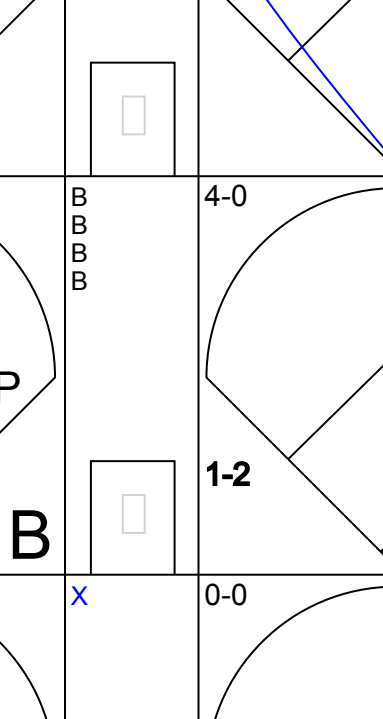
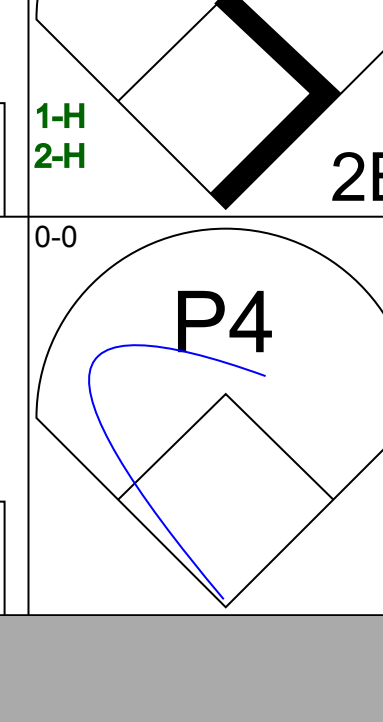
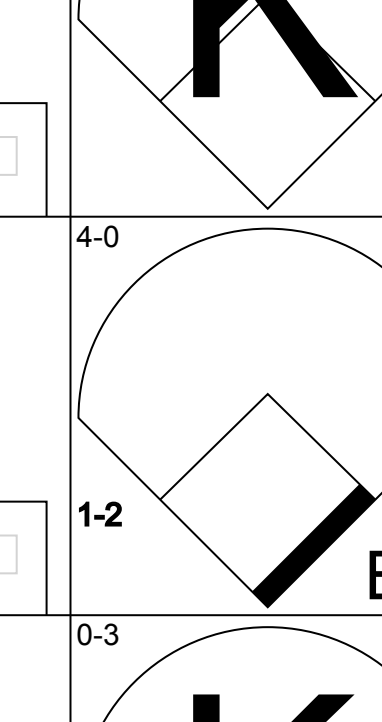

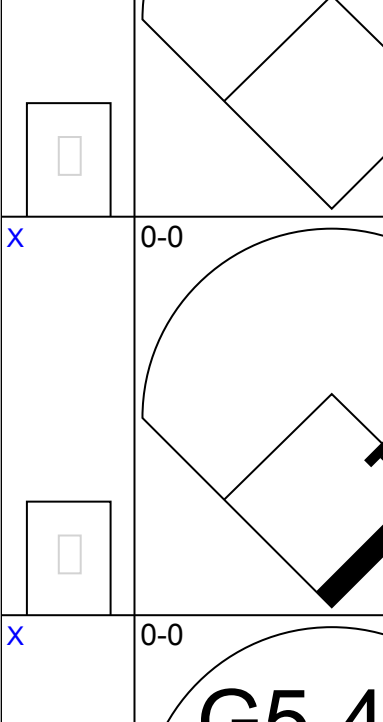
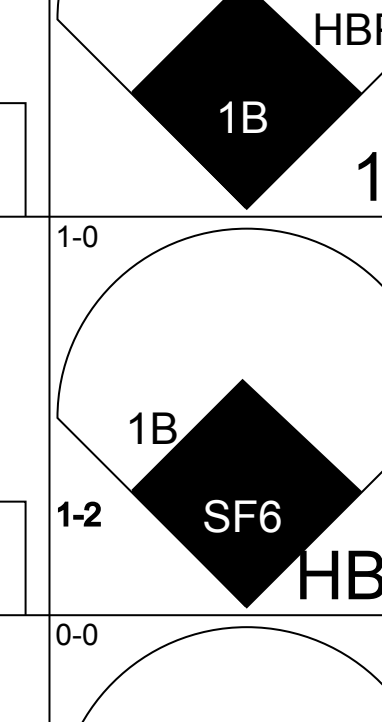
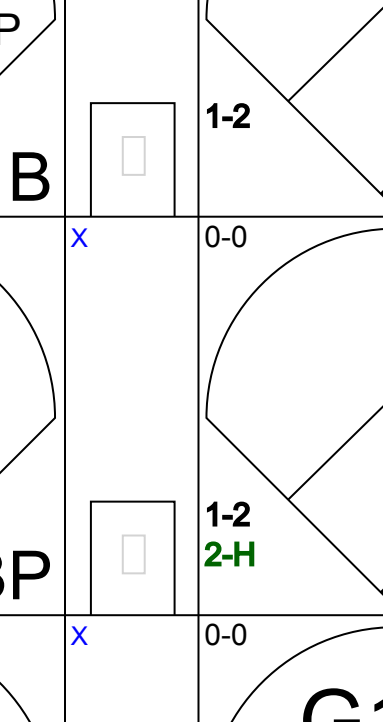
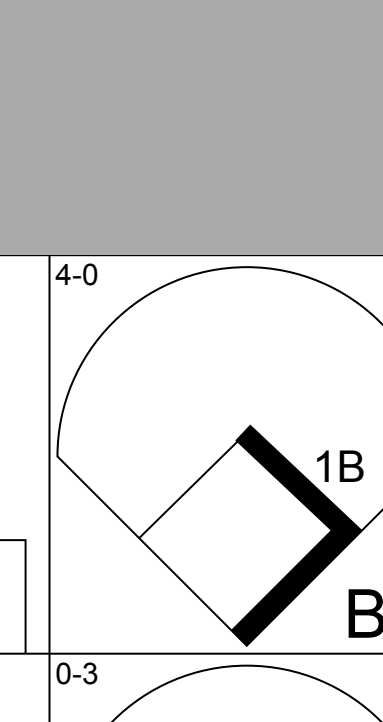
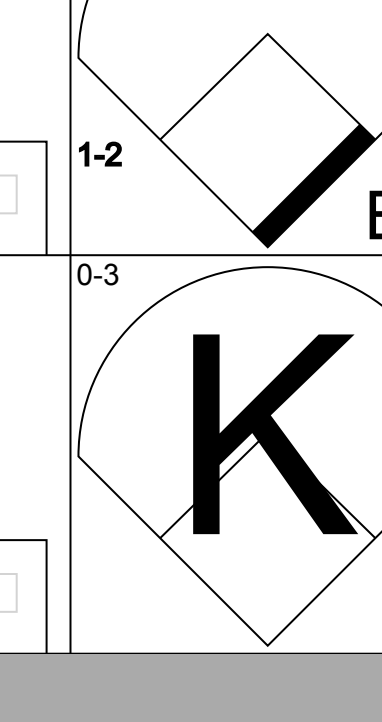
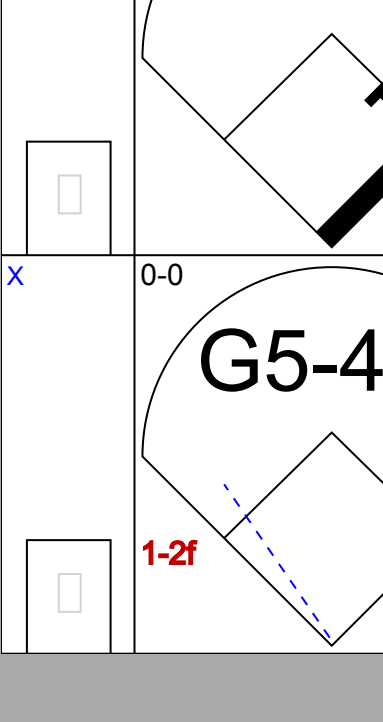
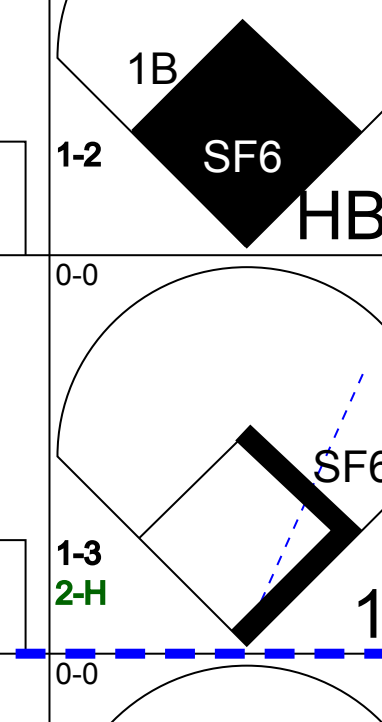
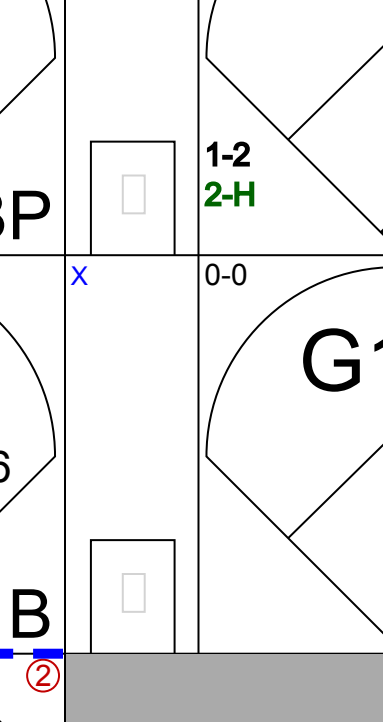
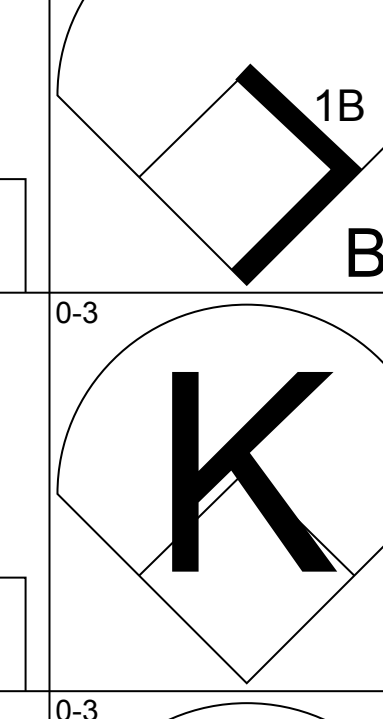
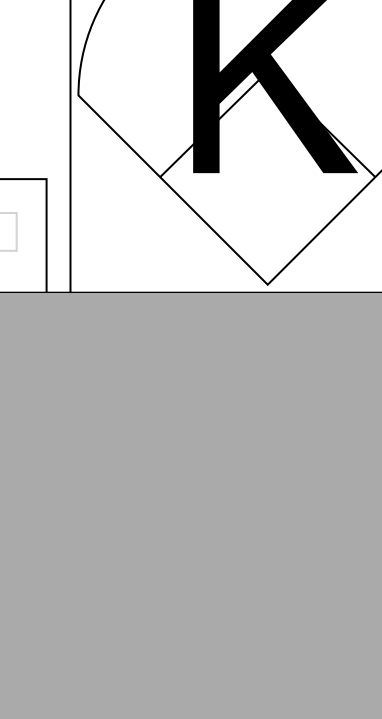
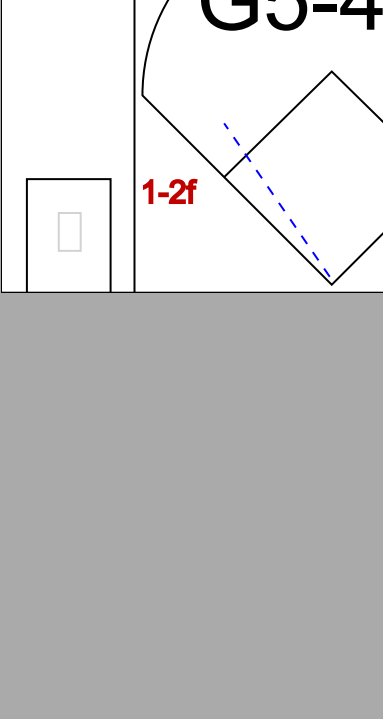
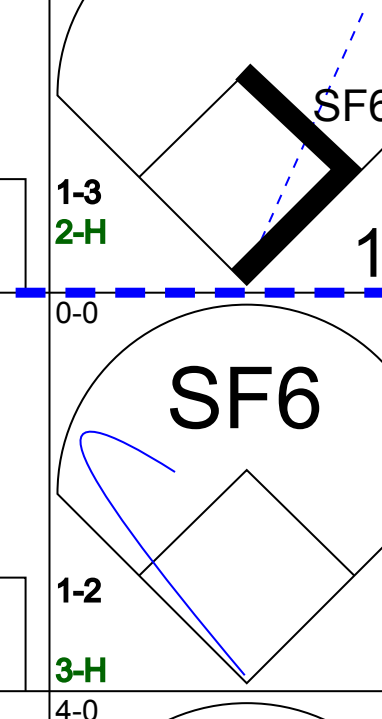
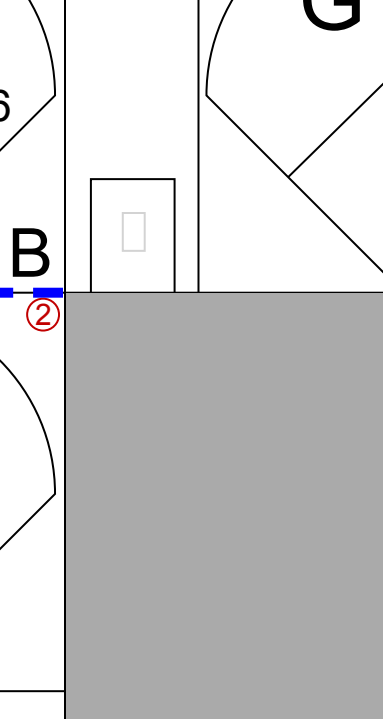
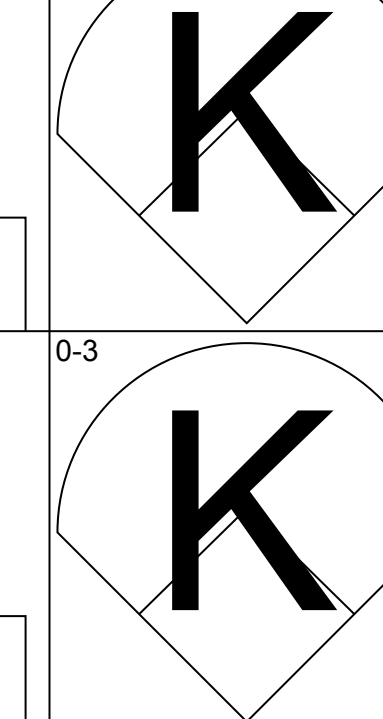
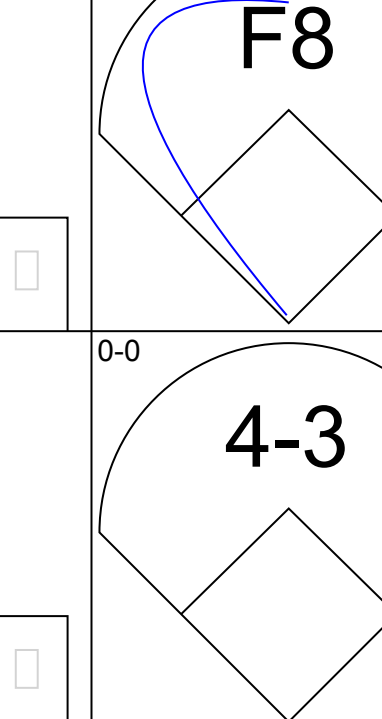
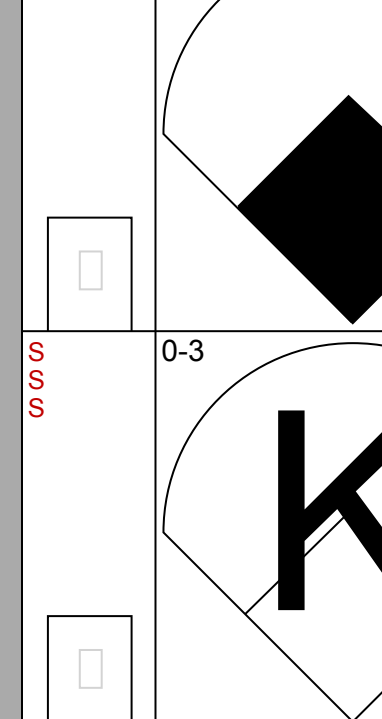
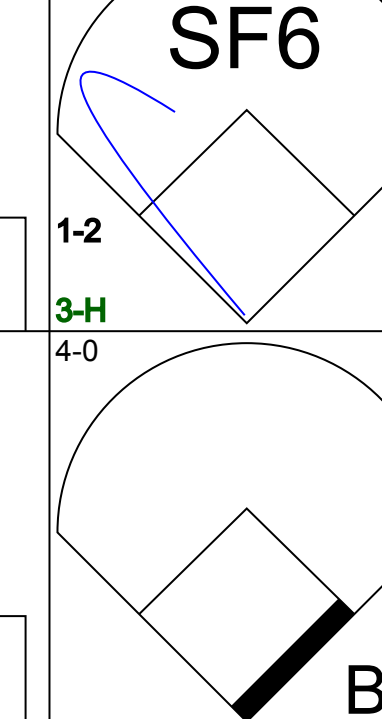

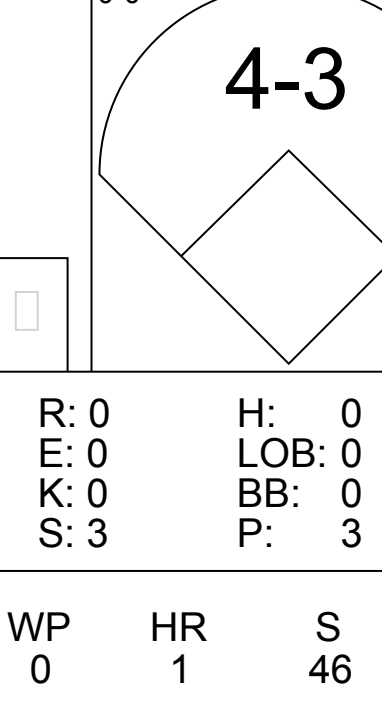
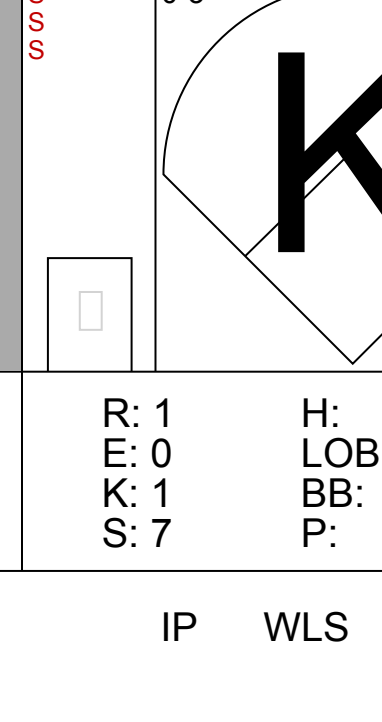
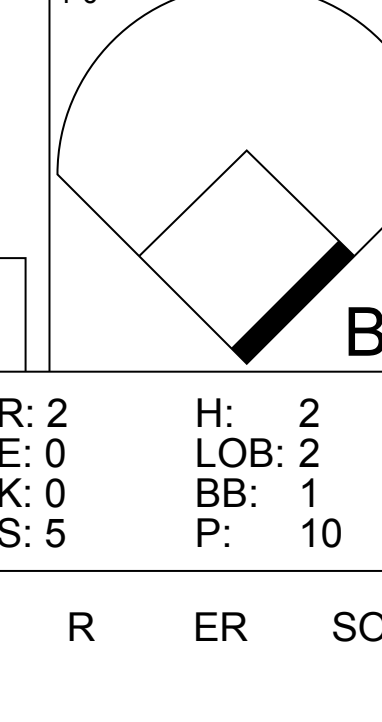
Batter	1	2	3	4	5	6	7	8	9	AB	R	H	RBI	BB	SO	LOB	TOP
Maury Wills, S OBP: 0.345, SLG: 0.372 (1, 6)	F6		F9			F6		6-3		4	0	0	0	0	0	3	Los Angeles Dodgers @ San Francisco Giants Candlestick Park, San Francisco, CA Mon Oct 01 1962, 6:33 AM EDT Att: 32,652 - Unknown AB 30 R 0 H 3 RBI 0 BB 1 SO 6 LOB 7
Jim Gilliam, S OBP: 0.372, SLG: 0.340 (1, 4)	F3			6-3		4-1		6-3		3	0	0	0	1	0		
Tommy Davis, R OBP: 0.372, SLG: 0.531 (1, 7)	F4			F7		2-1		F8		4	0	0	0	0	2		
Frank Howard, R OBP: 0.348, SLG: 0.566 (1, 9)		K		F6				K		4	0	0	0	0	3		
Lee Walls, R OBP: 0.322, SLG: 0.299 (1, 3)	F6				F9			F8		3	0	0	0	0	0		
John Roseboro, L OBP: 0.344, SLG: 0.385 (1, 2)					F9			F9		3	0	0	0	0	1		
Andy Carey, R OBP: 0.328, SLG: 0.351 (1, 5)								F3		3	0	1	0	0	1		
Willie Davis, L OBP: 0.335, SLG: 0.457 (1, 8)			L7			G3		K		3	0	0	0	0	1		
Sandy Koufax, R Ed Roebuck, R Ken Mize, R Dick Tomasko, R Larry Sherry, R Jack Smith, R Doris Gooden, R Phil Ortega, R Ron Perranoski, L (1, 1)			FC6-4			0-1		BB		2	0	0	0	0	0		
Inning Stats	R: 0 H: 0 E: 0 K: 0 S: 9	H: 0 LOB: 0 BB: 0 P: 15	R: 0 H: 0 E: 0 K: 2 S: 8	H: 0 LOB: 0 BB: 0 P: 11	R: 0 H: 1 E: 0 K: 0 S: 10	H: 1 LOB: 1 BB: 0 P: 12	R: 0 H: 0 E: 0 K: 0 S: 6	H: 0 LOB: 0 BB: 0 P: 8	R: 0 H: 0 E: 0 K: 1 S: 6	H: 0 LOB: 0 BB: 0 P: 6	R: 0 H: 1 E: 0 K: 1 S: 12	H: 1 LOB: 1 BB: 0 P: 17	R: 0 H: 0 E: 0 K: 1 S: 8	H: 0 LOB: 0 BB: 0 P: 14	1B: 2 2B: 1 3B: 0 HR: 0	SF: 0 SAC: 0 DP: 0 HBP: 0	WP: 0 PA: 31 PB: 0 SB: 0 CS: 0
PITCHER Billy Pierce, L ERA: 3.51 (1, 1)	IP: 9.0 WLS: W BF: 31 H: 3 R: 0 ER: 0 SO: 6 BB: 1 IBB: 0 HBP: 0 BLK: 0 WP: 0 HR: 0 S: 71 P: 105 ERA: 0.00 WHIP: 0.444											PITCHER Ron Perranoski, L ERA: 2.8 (8, 1)	IP: 0.2 WLS: L BF: 4 H: 1 R: 1 ER: 0 SO: 0 BB: 1 IBB: 0 HBP: 0 BLK: 0 WP: 0 HR: 0 S: 8 P: 18 ERA: 0.00 WHIP: 3.000				

Batter	1	2	3	4	5	6	7	8	9	AB	R	H	RBI	BB	SO	LOB	BOTTOM
Harvey Kuenn, R OBP: 0.366, SLG: 0.435 (1, 7)	F9				5-3		4-3	L9		5	0	0	0	0	1	2	Los Angeles Dodgers @ San Francisco Giants Candlestick Park, San Francisco, CA Mon Oct 01 1962, 6:33 AM EDT Att: 32,652 - Unknown AB 32 R 8 H 10 RBI 7 BB 4 SO 4 LOB 9
Chuck Hillier, L OBP: 0.339, SLG: 0.332 (1, 4)	F5		L8		F8		1B			4	0	1	0	0	0		
Felipe Alou, R OBP: 0.352, SLG: 0.514 (1, 9)	HR		5-3		F3		F6			4	1	1	0	0	1		
Willie Mays, R OBP: 0.384, SLG: 0.620 (1, 8)	HR		FC6-4		HR			BB		3	3	3	3	1	0		
Orlando Cepeda, R OBP: 0.349, SLG: 0.523 (1, 3)	G3		FC6-4		HR		HR	F8		4	1	1	1	0	2		
Jim Davenport, R OBP: 0.357, SLG: 0.459 (1, 5)		HR		F8		CS		BB		3	2	2	1	1	0		
Ed Bailey, L OBP: 0.344, SLG: 0.474 (1, 2)		SH5-3		F9		BB		BB		2	1	1	0	2	0		
Jose Pagan, R OBP: 0.309, SLG: 0.354 (1, 6)		SH5-3		K		K		E9		3	0	1	2	0	2		
Billy Pierce, L OBP: 0.254, SLG: 0.214 (1, 1)	4-3				1-3			6-3		4	0	0	0	0	1		
Inning Stats	R: 2 H: 2 E: 0 K: 0 S: 13	H: 2 LOB: 1 BB: 0 P: 20	R: 1 H: 2 E: 0 K: 1 S: 10	H: 2 LOB: 1 BB: 0 P: 17	R: 0 H: 1 E: 0 K: 0 S: 9	H: 1 LOB: 1 BB: 0 P: 15	R: 0 H: 0 E: 0 K: 1 S: 9	H: 0 LOB: 0 BB: 0 P: 14	R: 0 H: 3 E: 0 K: 1 S: 14	H: 3 LOB: 2 BB: 1 P: 28	R: 0 H: 1 E: 0 K: 1 S: 12	H: 1 LOB: 1 BB: 0 P: 19	R: 3 H: 1 E: 1 K: 0 S: 13	H: 1 LOB: 1 BB: 3 P: 33	1B: 4 2B: 3 3B: 0 HR: 4	SF: 0 SAC: 1 DP: 1 HBP: 0	WP: 0 PA: 37 PB: 0 SB: 1 CS: 1
PITCHER Sandy Koufax, L ERA: 2.54 (1, 1)	IP: 1.0 WLS: L BF: 7 H: 4 R: 3 ER: 3 SO: 3 BB: 0 IBB: 0 HBP: 0 BLK: 0 WP: 0 HR: 2 S: 18 P: 30 ERA: 27.00 WHIP: 4.000											PITCHER Ron Perranoski, L ERA: 2.8 (8, 1)	IP: 0.2 WLS: L BF: 4 H: 1 R: 1 ER: 0 SO: 0 BB: 1 IBB: 0 HBP: 0 BLK: 0 WP: 0 HR: 0 S: 8 P: 18 ERA: 0.00 WHIP: 3.000				
Ed Roebuck, R ERA: 2.97 (2, 1)	4.0	13	1	0	0	2	0	0	0	0	0	29	45	0.00	0.250		
Larry Sherry, R ERA: 3.2 (6, 1)	0.1	4	3	2	2	0	0	0	0	0	2	10	17	54.00	9.000		
Jack Smith, R ERA: 4.66 (6, 1)	1.2	6	1	0	0	2	1	0	0	0	0	16	30	0.00	1.200		
Phil Ortega, R ERA: 6.99 (8, 1)	0.1	3	0	2	2	0	2	0	0	0	0	5	15	54.00	6.000		

Batter	1	2	3	4	5	6	7	8	9	AB	R	H	RBI	BB	SO	LOB	TOP									
Chuck Hiller, L (1, 4) <small>OBP: 0.340, SLG: 0.332</small> Bob Nieman, R (7, PH) <small>OBP: 0.313, SLG: 0.467</small> Ernie Bowman, R (7, 4) <small>OBP: 0.227, SLG: 0.286</small>										3	1	1	1	0	2	2	San Francisco Giants @ Los Angeles Dodgers Dodger Stadium, Los Angeles, CA Tue Oct 02 1962, 3:33 AM PDT Att: 25,321 - Unknown									
Jim Davenport, R (1, 5) <small>OBP: 0.357, SLG: 0.457</small>										6	1	2	1	0	1	1										
Willie Mays, R (1, 8) <small>OBP: 0.382, SLG: 0.617</small>										5	0	1	0	0	0	3										
<small>Willy McCovey, L Billy O'Dell, L Don Larsen, R Ed Bailey, L Carl Berry, L Bobby Bolin, R Richard Lohay, L Mike McCormick, L</small>										2	0	0	1	1	2	0										
Orlando Cepeda, R (1, 3) <small>OBP: 0.348, SLG: 0.520</small>										5	1	1	0	0	0	6										
Felipe Alou, R (1, 9) <small>OBP: 0.355, SLG: 0.515</small>										4	0	2	1	1	1	0										
Tom Haller, L (1, 2) <small>OBP: 0.386, SLG: 0.515</small> John Orsino, R (6, 2) <small>OBP: 0.333, SLG: 0.313</small>										1	1	0	0	2	0	1										
Jose Pagan, R (1, 6) <small>OBP: 0.312, SLG: 0.358</small>										5	1	3	0	0	0	5										
Jack Sanford, R (1, 1) <small>OBP: 0.183, SLG: 0.184</small> Stu Miller, R (6, 1) <small>OBP: 0.176, SLG: 0.125</small> Matty Alou, L (6, 7) <small>OBP: 0.346, SLG: 0.387</small> Harvey Kuenn, R (7, PH) <small>OBP: 0.365, SLG: 0.434</small>										3	1	0	0	0	1	5										
Inning Stats	R: 0 H: 0 E: 0 K: 1 S: 11	H: 0 LOB: 0 BB: 1 P: 16	R: 1 H: 2 E: 0 K: 1 S: 11	H: 2 LOB: 2 BB: 1 P: 20	R: 0 H: 0 E: 0 K: 0 S: 12	H: 0 LOB: 2 BB: 1 P: 20	R: 0 H: 2 E: 0 K: 1 S: 11	H: 2 LOB: 1 BB: 1 P: 15	R: 0 H: 0 E: 0 K: 0 S: 6	H: 0 LOB: 1 BB: 1 P: 12	R: 4 H: 4 E: 1 K: 1 S: 19	H: 4 LOB: 2 BB: 1 P: 31	R: 0 H: 2 E: 0 K: 0 S: 10	H: 2 LOB: 2 BB: 0 P: 15	R: 2 H: 3 E: 1 K: 0 S: 11	H: 3 LOB: 3 BB: 1 P: 22		R: 0 H: 0 E: 0 K: 2 S: 9	H: 0 LOB: 0 BB: 0 P: 15	1B: 11 2B: 2 3B: 0 HR: 0	SF: 1 SAC: 0 DP: 0 HBP: 1	WP: 0 PB: 0 SB: 0 CS: 0	PA: 47			
PITCHER	IP WLS BF H R ER SO BB IBB HBP BLK WP HR S P ERA WHIP																									
Don Drysdale, R (1, 1) <small>ERA: 2.83</small>	5.1	29	7	5	3	4	3	1	1	0	0	0	0	0	64	102	5.06	1.875								
Ed Roebuck, R (6, 1) <small>ERA: 2.95</small>	0.2	3	1	0	0	0	0	0	0	0	0	0	0	0	6	12	0.00	1.500								
Ron Perranoski, L (7, 1) <small>ERA: 2.86</small>	1.0	7	4	2	1	0	0	0	0	0	0	0	0	13	21	9.00	4.000									
Jack Smith, R (8, 1) <small>ERA: 4.5</small>	0.1	2	1	0	0	0	0	0	0	0	0	0	0	5	7	0.00	3.000									
Stan Williams, R (8, 1) <small>ERA: 4.47</small>	1.2	W	6	0	0	0	2	1	0	0	0	0	0	12	24	0.00	0.600									

Batter	1	2	3	4	5	6	7	8	9	AB	R	H	RBI	BB	SO	LOB	BOTTOM								
Maury Wills, S (1, 6) <small>OBP: 0.344, SLG: 0.370</small>										4	1	0	0	1	1	1	San Francisco Giants @ Los Angeles Dodgers Dodger Stadium, Los Angeles, CA Tue Oct 02 1962, 3:33 AM PDT Att: 25,321 - Unknown								
Jim Gilliam, S (1, 4) <small>OBP: 0.372, SLG: 0.338</small>										3	1	0	0	2	1	1									
Duke Snider, L (1, 7) <small>OBP: 0.415, SLG: 0.471</small> Daryl Spencer, R (9, PH) <small>OBP: 0.365, SLG: 0.318</small>										3	1	1	0	1	0	0									
Tommy Davis, R (1, 5) <small>OBP: 0.372, SLG: 0.530</small>										3	0	1	1	1	1	1									
Wally Moon, L (1, 3) <small>OBP: 0.330, SLG: 0.340</small> Ron Fairly, L (7, 3) <small>OBP: 0.379, SLG: 0.433</small>										2	1	1	0	1	0	0									
Frank Howard, R (1, 9) <small>OBP: 0.348, SLG: 0.564</small>										3	1	1	1	1	1	3									
John Roseboro, L (1, 2) <small>OBP: 0.342, SLG: 0.383</small> Doug Camilli, R (6, PH) <small>OBP: 0.366, SLG: 0.523</small>										2	0	0	0	0	1	3									
Willie Davis, L (1, 8) <small>OBP: 0.334, SLG: 0.456</small> Andy Carey, R (6, PH) <small>OBP: 0.353, SLG: 0.351</small> Larry Burright, R (6, PR) <small>OBP: 0.265, SLG: 0.319</small>										2	0	0	0	0	0	1									
<small>Don Drysdale, R Ed Roebuck, R Lee Watters, R Ron Perranoski, L Jack Smith, R Stan Williams, R</small>										2	0	0	0	0	0	0									
Inning Stats	R: 0 H: 0 E: 0 K: 3 S: 13	H: 0 LOB: 1 BB: 1 P: 23	R: 0 H: 0 E: 0 K: 0 S: 8	H: 0 LOB: 1 BB: 1 P: 14	R: 0 H: 0 E: 0 K: 0 S: 6	H: 0 LOB: 0 BB: 0 P: 10	R: 0 H: 2 E: 0 K: 1 S: 12	H: 2 LOB: 2 BB: 0 P: 16	R: 0 H: 0 E: 0 K: 0 S: 6	H: 0 LOB: 0 BB: 0 P: 10	R: 7 H: 4 E: 1 K: 0 S: 29	H: 4 LOB: 2 BB: 2 P: 51	R: 0 H: 1 E: 0 K: 1 S: 10	H: 1 LOB: 0 BB: 0 P: 14	R: 0 H: 0 E: 0 K: 2 S: 11	H: 0 LOB: 1 BB: 1 P: 16		R: 1 H: 0 E: 0 K: 0 S: 8	H: 0 LOB: 2 BB: 3 P: 20	1B: 5 2B: 2 3B: 0 HR: 0	SF: 2 SAC: 0 DP: 0 HBP: 1	WP: 0 PB: 0 SB: 1 CS: 1	PA: 42		
PITCHER	IP WLS BF H R ER SO BB IBB HBP BLK WP HR S P ERA WHIP																								
Jack Sanford, R (1, 1) <small>ERA: 3.43</small>	5.0	20	2	1	1	4	3	0	0	0	0	0	0	10	19	27.00	9.000								
Stu Miller, R (6, 1) <small>ERA: 4.12</small>	0.1	4	2	1	1	0	1	0	0	0	0	0	0	1	1	0.00	0.000								
Billy O'Dell, L (6, 1) <small>ERA: 3.53</small>	0.0	3	2	4	4	0	0	0	1	0	0	0	0	11	18	∞	∞								
Don Larsen, R (6, 1) <small>ERA: 4.43</small>	1.2	6	1	1	0	1	0	0	0	0	0	0	0	16	22	0.00	0.600								
Bobby Bolin, R (8, 1) <small>ERA: 3.62</small>	1.0	L	4	0	1	1	2	2	0	0	0	0	0	14	23	9.00	2.000								
PITCHER	IP WLS BF H R ER SO BB IBB HBP BLK WP HR S P ERA WHIP																								
Richard LeMay, L (9, 1) <small>ERA: 7.71</small>	0.0	1	0	0	0	0	0	0	0	0	0	0	0	1	5	0.00	0.000								
Gaylord Perry, R (9, 1) <small>ERA: 5.23</small>	0.1	1	0	0	0	0	0	0	0	0	0	0	0	1	1	0.00	0.000								
Mike McCormick, L (9, 1) <small>ERA: 5.38</small>	0.1	2	0	0	0	0	0	0	1	0	0	0	0	3	7	0.00	0.000								

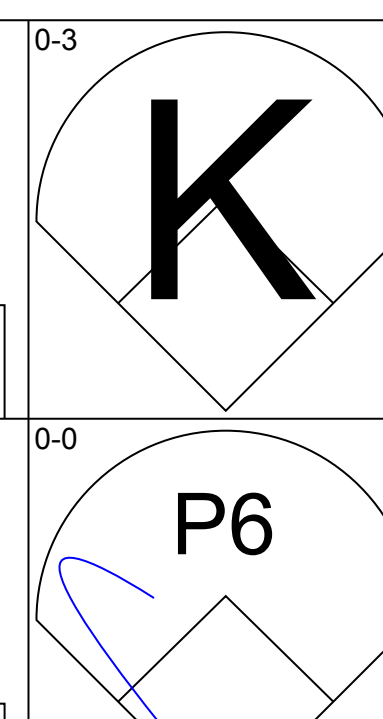
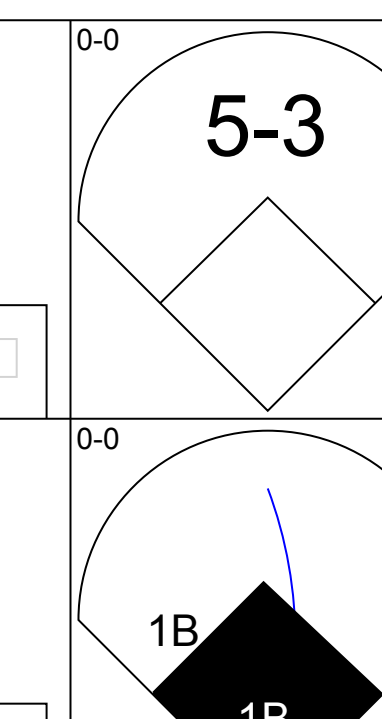
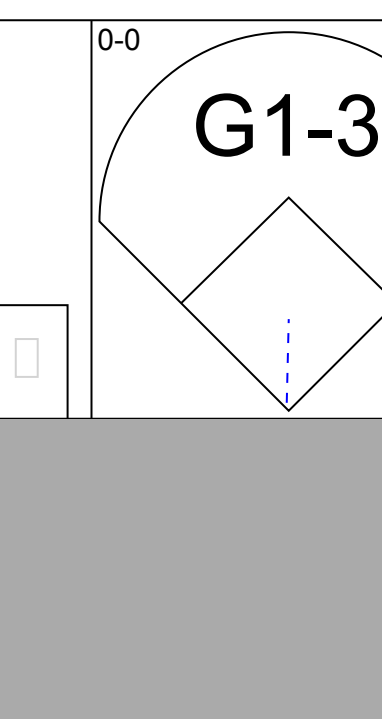
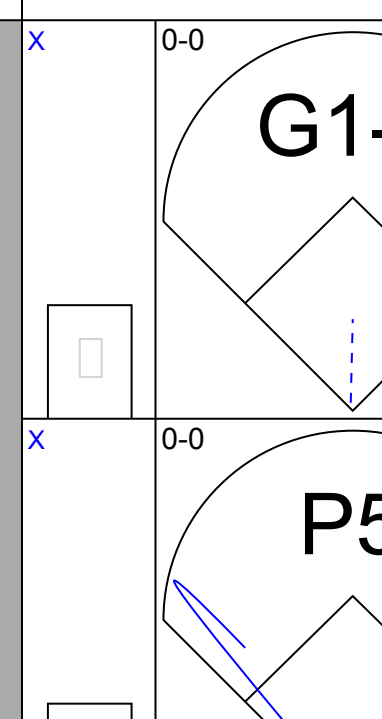
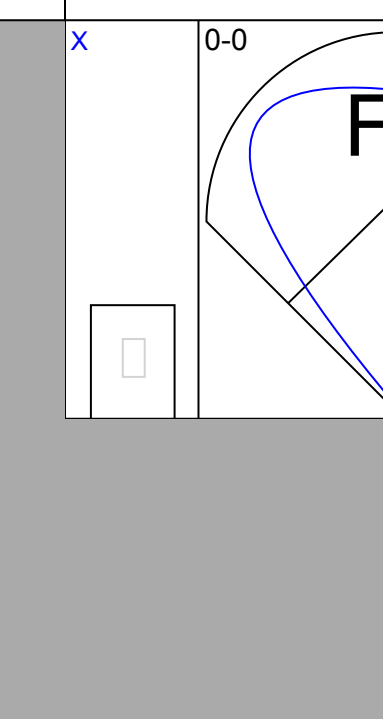
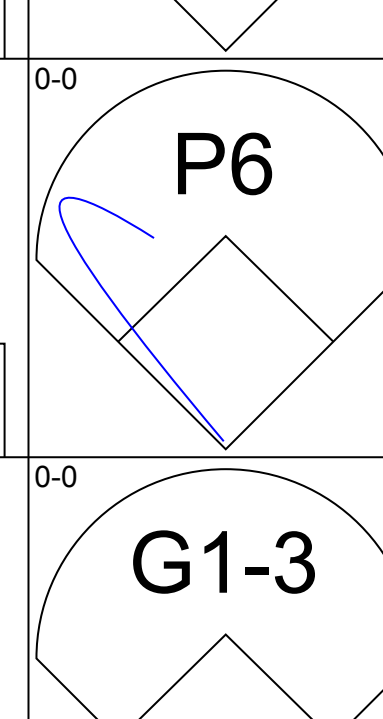
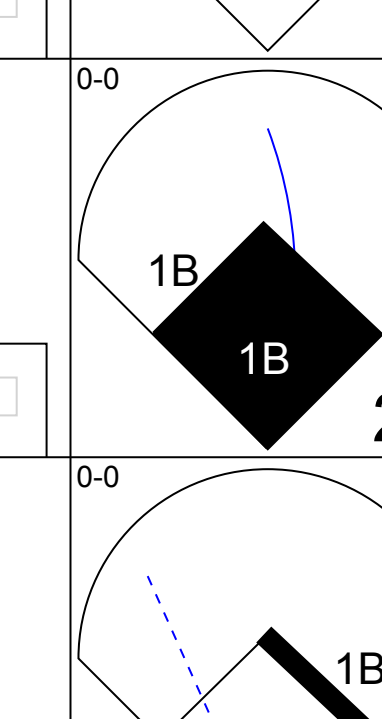
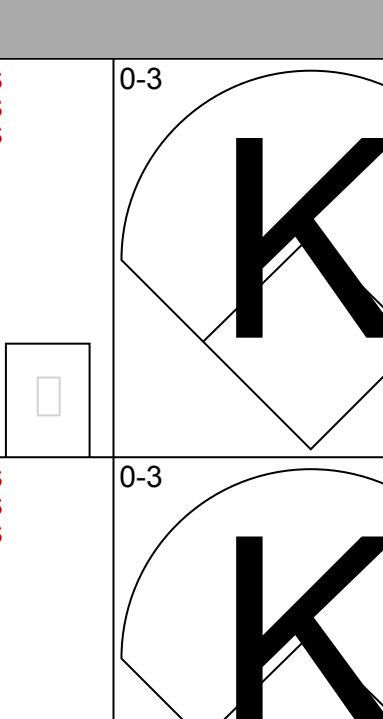
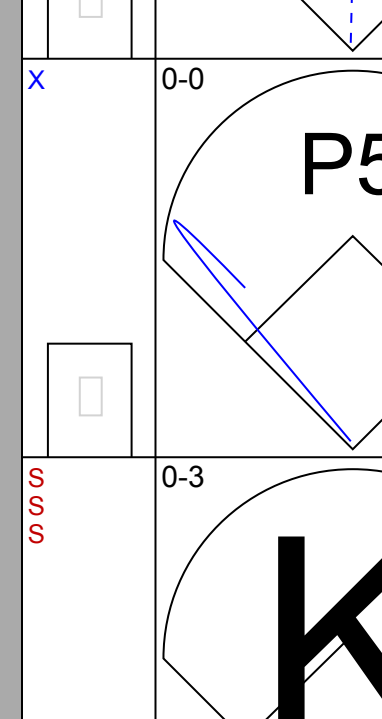
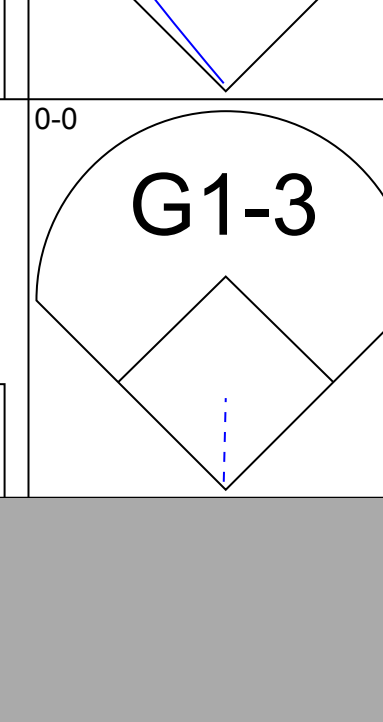
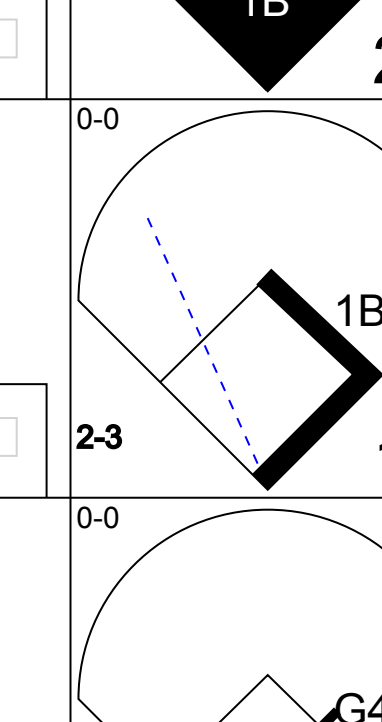
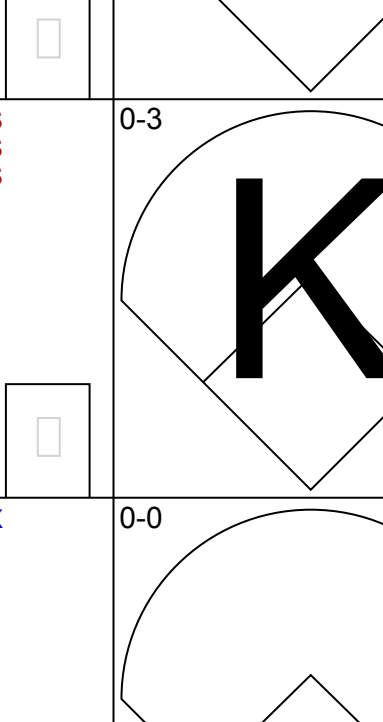
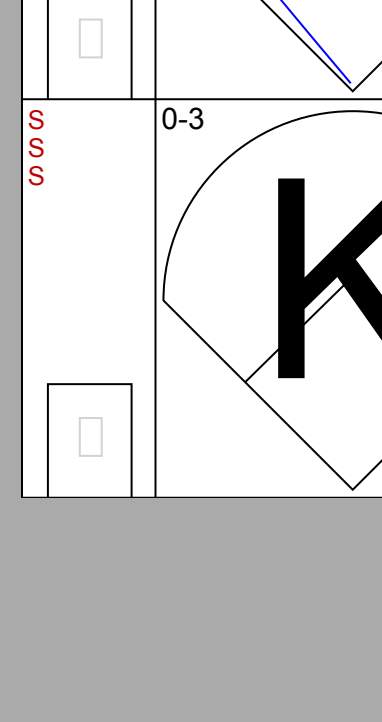
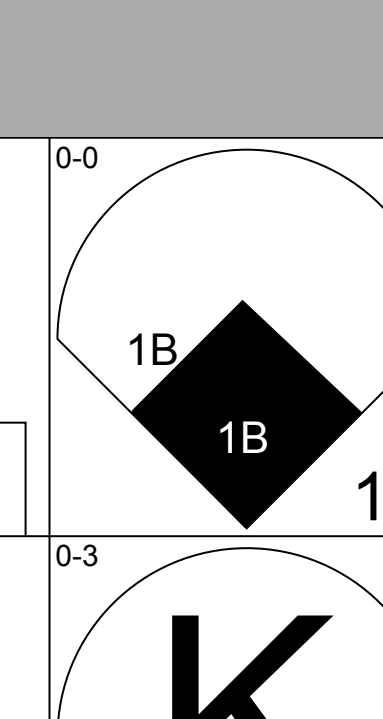
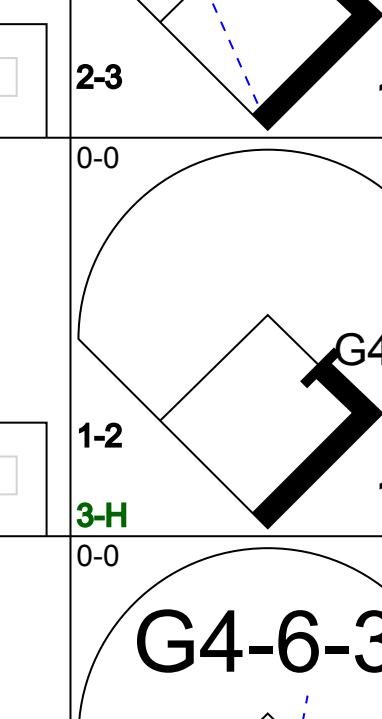
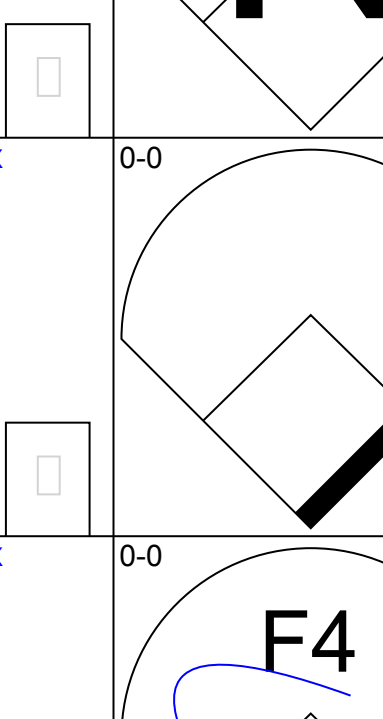
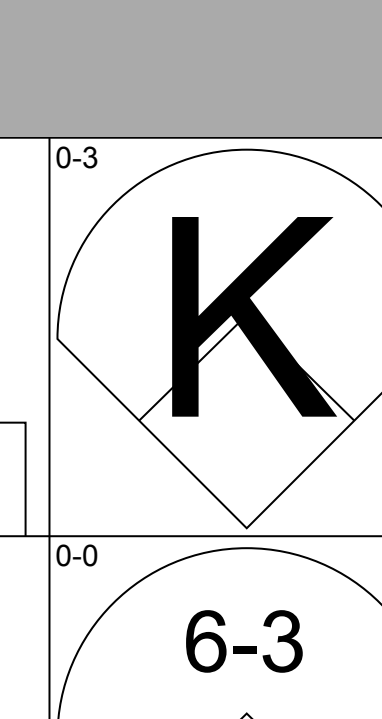
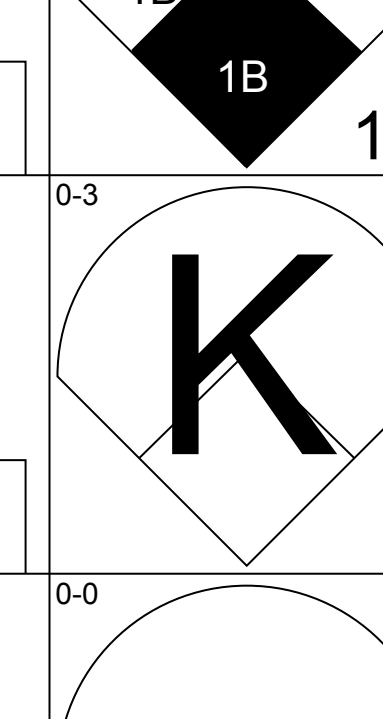
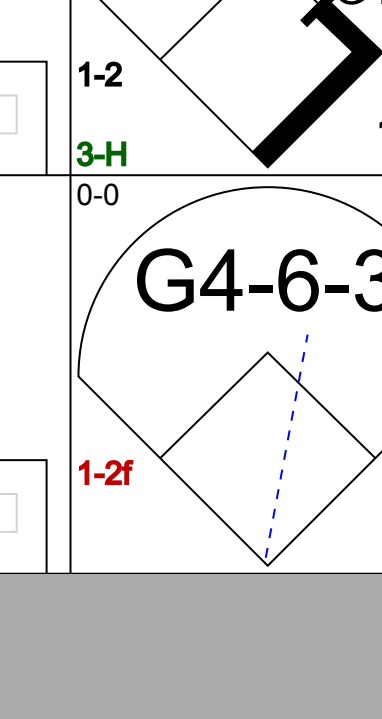
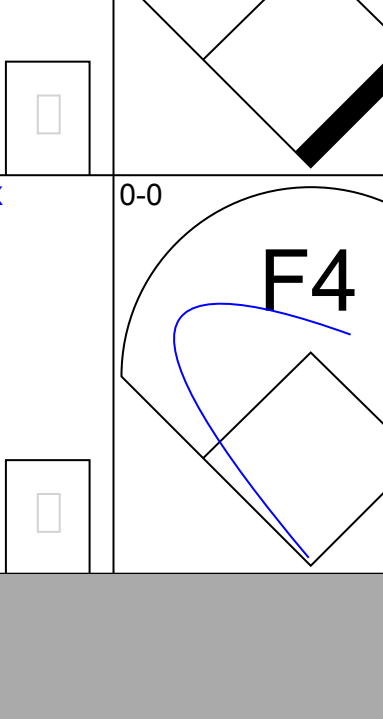
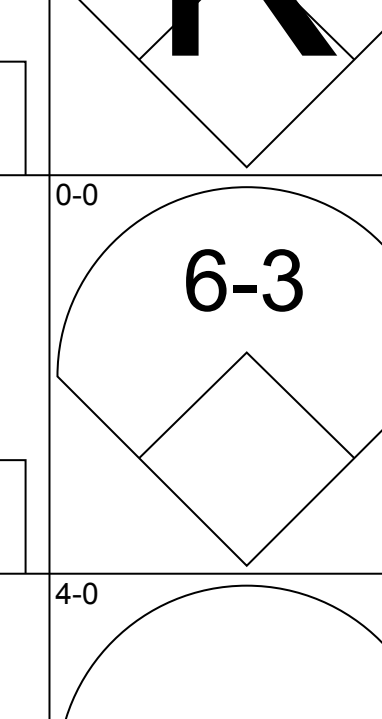
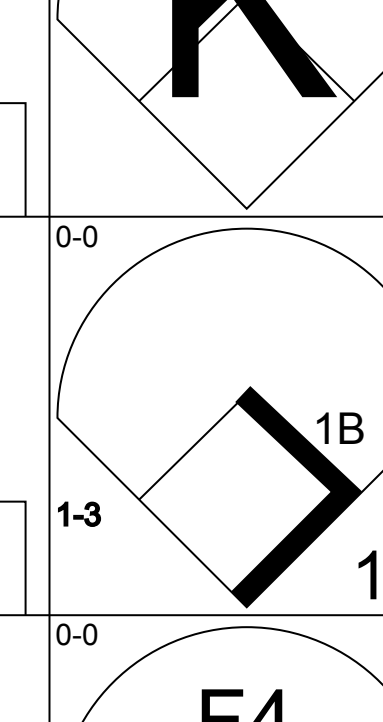
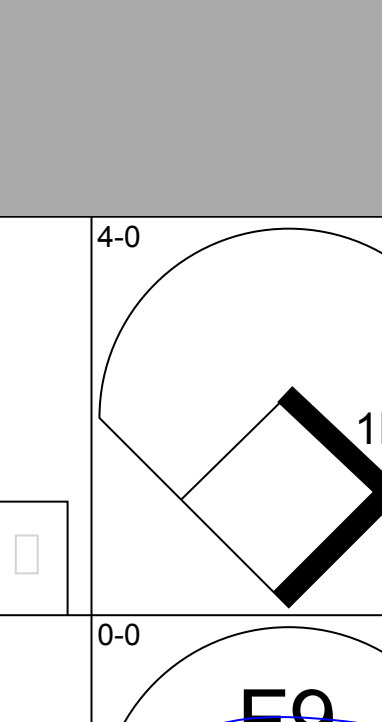
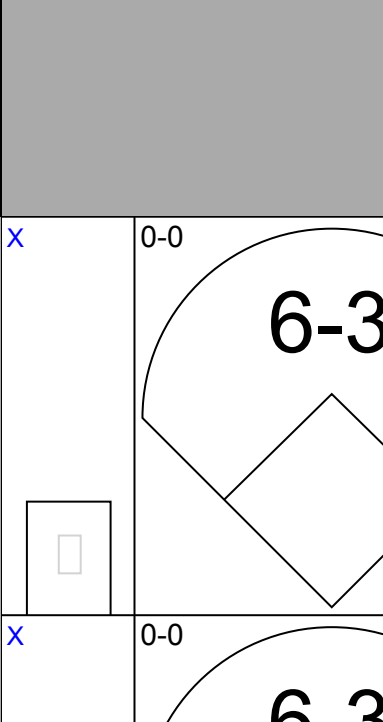
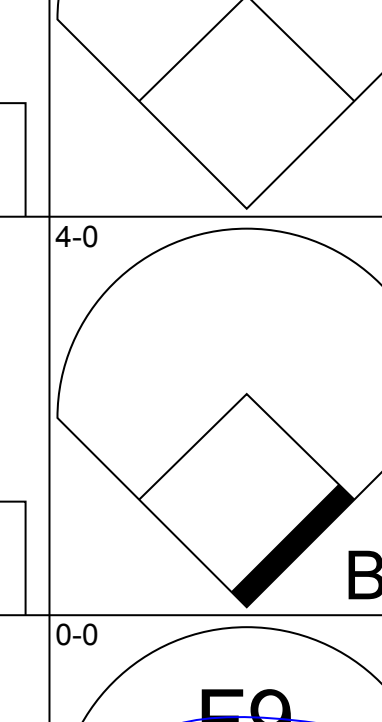
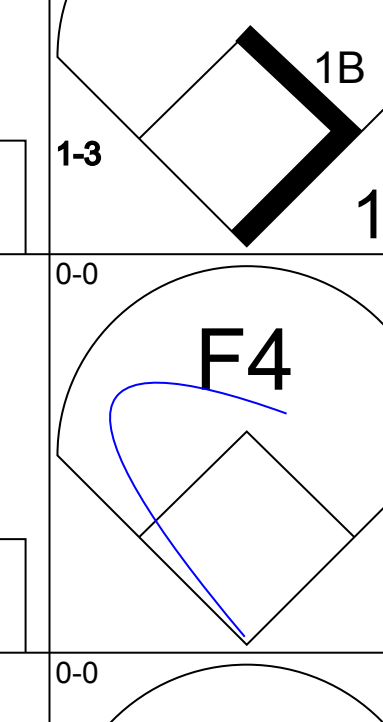
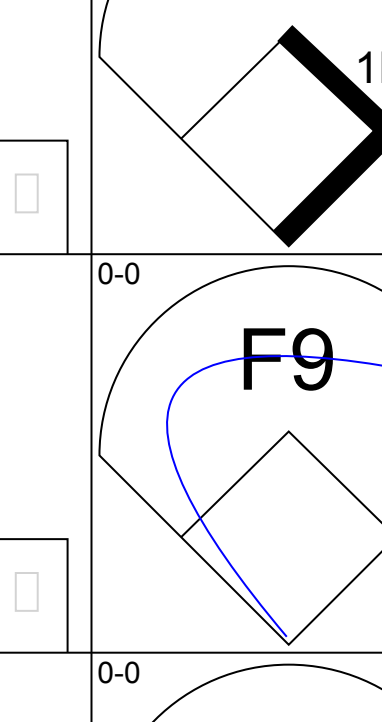
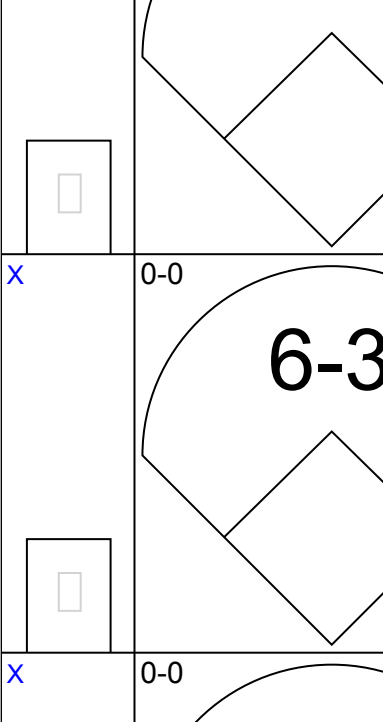
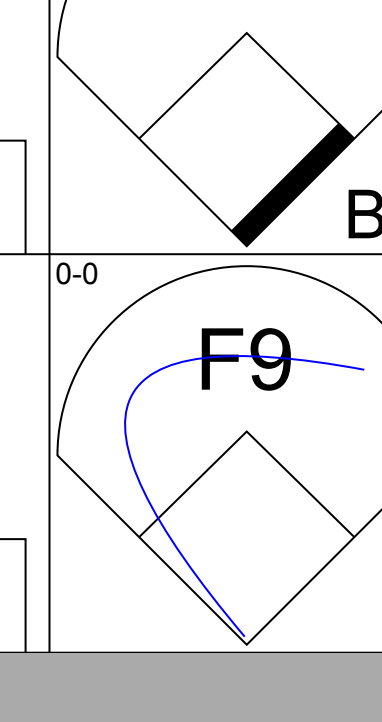
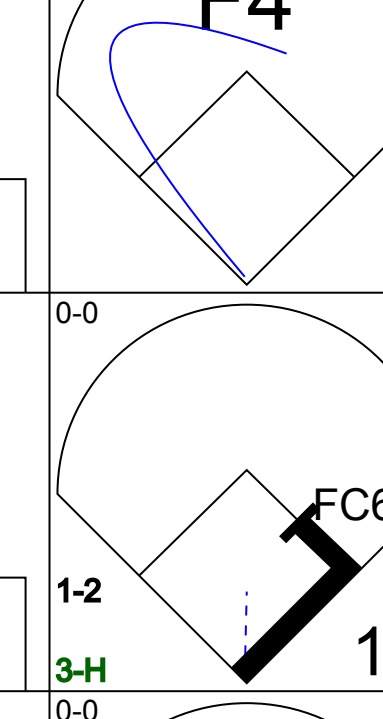
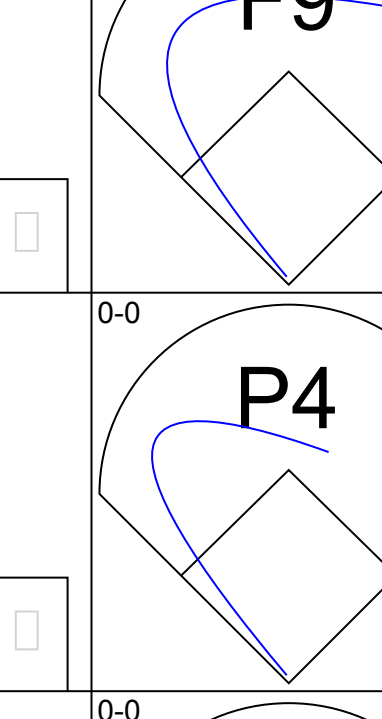
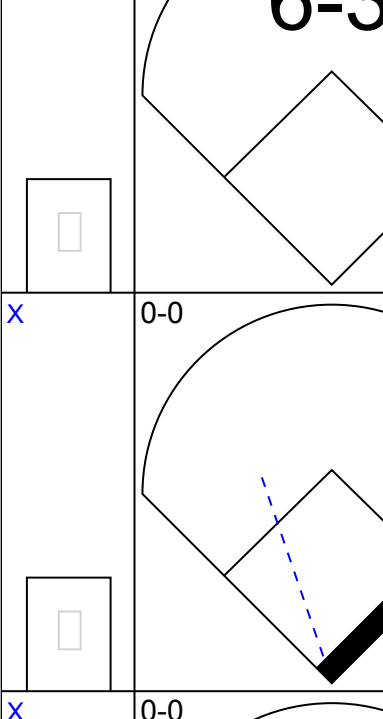
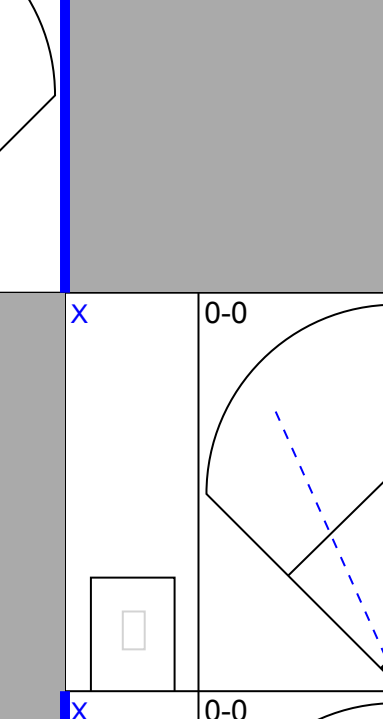
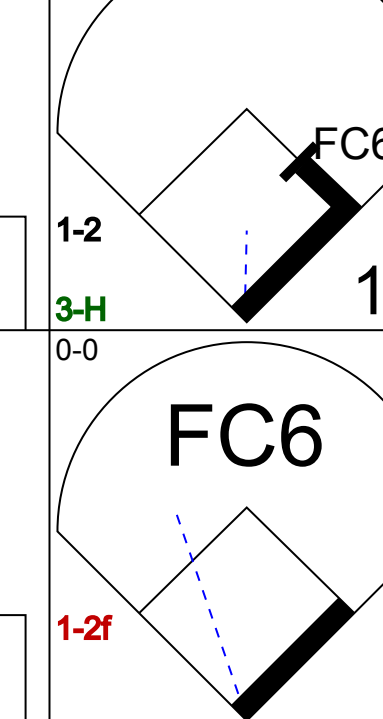
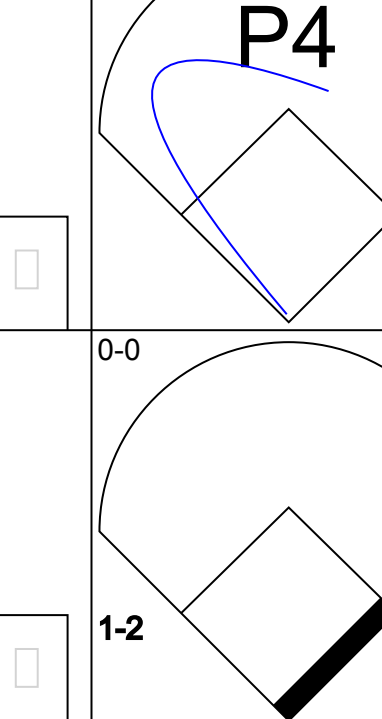
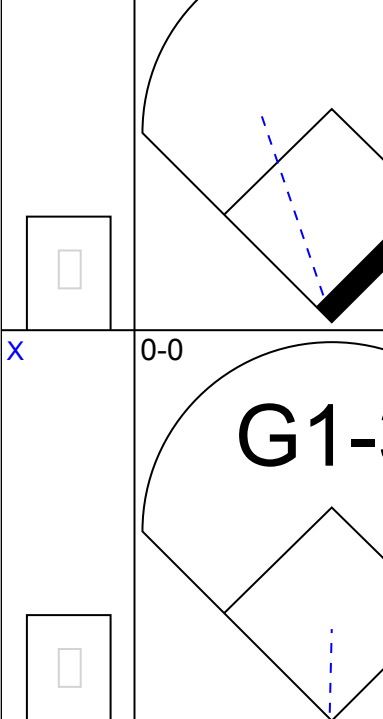
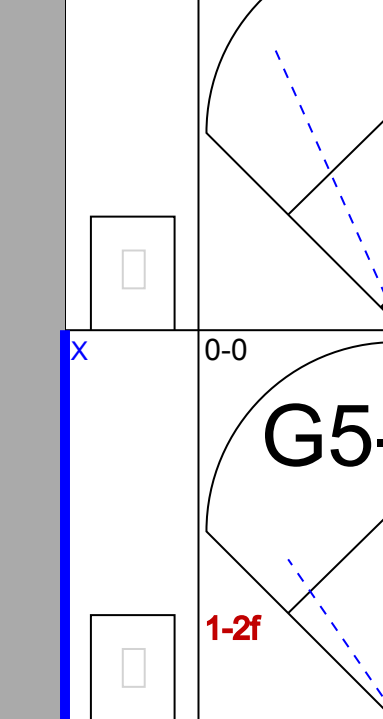


Batter	1	2	3	4	5	6	7	8	9	AB	R	H	RBI	BB	SO	LOB	TOP			
Tony Kubek, L (1, 6) OBP: 0.400, SLG: 0.400										5	0	2	0	0	1	2				
Bobby Richardson, R (1, 4) OBP: 0.200, SLG: 0.200										5	1	1	0	0	0	3				
Tom Tresh, S (1, 7) OBP: 0.400, SLG: 0.400										5	2	2	0	0	0	1				
Mickey Mantle, S (1, 8)										4	0	0	0	1	2	3				
Roger Maris, L (1, 9) OBP: 0.600, SLG: 0.750										4	1	2	2	1	1	1				
Elston Howard, R (1, 2) OBP: 0.800, SLG: 0.667										3	1	2	1	1	0	1				
Bill Skowron, R (1, 3)										2	0	0	0	1	1	3				
Dale Long, L (7, 3) OBP: 0.500, SLG: 0.500										2	0	1	1	0	0	2				
Clete Boyer, R (1, 5) OBP: 0.250, SLG: 1.333										3	1	1	2	0	1	1				
Whitey Ford, L (1, 1)										3	0	0	0	1	2	1				
Inning Stats	R: 2 E: 0 K: 2 S: 10	H: 3 LOB: 1 BB: 0 P: 10	R: 0 E: 0 K: 2 S: 8	H: 1 LOB: 2 BB: 1 P: 12	R: 0 E: 0 K: 2 S: 7	H: 0 LOB: 0 BB: 2 P: 15	R: 0 E: 0 K: 0 S: 3	H: 0 LOB: 0 BB: 0 P: 3	R: 0 E: 0 K: 1 S: 5	H: 1 LOB: 1 BB: 0 P: 5	R: 1 E: 0 K: 1 S: 7	H: 2 LOB: 1 BB: 0 P: 7	R: 2 E: 0 K: 0 S: 5	H: 2 LOB: 2 BB: 1 P: 10	R: 1 E: 0 K: 0 S: 5	H: 2 LOB: 2 BB: 1 P: 9	1B: 9 2B: 1 3B: 0 HR: 1	SF: 1 SAC: 0 DP: 1 HBP: 1	WP: 0 PB: 0 SB: 2 CS: 0	PA: 43
PITCHER	IP	WLS	BF	H	R	ER	SO	BB	IBB	HBP	BLK	WP	HR	S	P	ERA	WHIP			
Billy O'Dell, L (1, 1) ERA: 6.14	7.1	L	34	9	5	5	8	3	0	1	0	0	1	46	59	6.14	1.636			
Don Larsen, R (8, 1) ERA: 9.0	1.0		5	1	1	1	0	1	0	0	0	0	0	4	8	9.00	2.000			
Stu Miller, R (9, 1) ERA:	0.2		4	1	0	0	0	1	0	0	0	0	0	3	7	0.00	3.000			

New York Yankees @ San Francisco Giants
Candlestick Park, San Francisco, CA
Thu Oct 04 1962, 6:33 AM EDT
Att: 43,852 - Unknown

AB	36
R	6
H	11
RBI	6
BB	5
SO	8
LOB	18



Batter	1	2	3	4	5	6	7	8	9	AB	R	H	RBI	BB	SO	LOB	BOTTOM					
Harvey Kuenn, R (1, 7)										5	0	0	0	0	1	2						
Chuck Hillier, L (1, 4) OBP: 0.250, SLG: 0.500										4	1	1	0	0	1	0						
Felipe Alou, R (1, 9) OBP: 0.250, SLG: 0.250										4	0	1	0	0	2	0						
Willie Mays, R (1, 8) OBP: 0.750, SLG: 0.750										4	1	3	1	0	1	0						
Orlando Cepeda, R (1, 3)										4	0	0	0	0	1	4						
Jim Davenport, R (1, 5) OBP: 0.750, SLG: 0.500										2	0	1	0	2	0	0						
Ed Bailey, L (1, 2) Stu Miller, R (9, 1)										4	0	0	0	0	0	4						
Jose Pagan, R (1, 6) OBP: 0.750, SLG: 0.750										4	0	3	1	0	0	1						
Billy O'Dell, S (1, 1) Don Larsen, R (8, 1) John Orsino, R (9, 2)										3	0	1	0	0	0	3						
Inning Stats	R: 0 E: 0 K: 1 S: 5	H: 3 LOB: 0 BB: 0 P: 5	R: 1 E: 0 K: 1 S: 8	H: 3 LOB: 2 BB: 0 P: 8	R: 1 E: 0 K: 0 S: 5	H: 3 LOB: 1 BB: 0 P: 5	R: 0 E: 0 K: 0 S: 4	H: 1 LOB: 2 BB: 1 P: 8	R: 0 E: 0 K: 2 S: 8	H: 1 LOB: 1 BB: 0 P: 8	R: 0 E: 0 K: 0 S: 4	H: 1 LOB: 1 BB: 0 P: 4	R: 0 E: 0 K: 1 S: 5	H: 0 LOB: 0 BB: 0 P: 5	R: 0 E: 0 K: 1 S: 5	H: 0 LOB: 1 BB: 1 P: 9	R: 0 E: 0 K: 0 S: 3	H: 1 LOB: 0 BB: 0 P: 3	1B: 9 2B: 1 3B: 0 HR: 0	SF: 0 SAC: 0 DP: 2 HBP: 0	WP: 0 PB: 0 SB: 0 CS: 0	PA: 37
PITCHER	IP	WLS	BF	H	R	ER	SO	BB	IBB	HBP	BLK	WP	HR	S	P	ERA	WHIP					
Whitey Ford, L (1, 1) ERA: 2.0	9.0	W	37	10	2	2	6	2	0	0	0	0	0	47	55	2.00	1.333					

New York Yankees @ San Francisco Giants
Candlestick Park, San Francisco, CA
Thu Oct 04 1962, 6:33 AM EDT
Att: 43,852 - Unknown

AB	35
R	2
H	10
RBI	2
BB	2
SO	6
LOB	15



Batter	1	2	3	4	5	6	7	8	9	AB	R	H	RBI	BB	SO	LOB	TOP			
Tony Kubek, L (1,6) OBP: 0.222, SLG: 0.222	0-0 4-3		0-0 F8			0-3 K		0-0 4-3		4	0	0	0	0	1	0				
Bobby Richardson, R (1,4) OBP: 0.111, SLG: 0.111	0-0 6-3			0-0 6-3		0-0 F8			0-0 G1-3	4	0	0	0	0	0	0				
Tom Tresh, S (1,7) OBP: 0.444, SLG: 0.375	4-0 BB			0-0 1B		0-3 K2-3			0-0 4-3	3	0	1	0	1	1	0				
Mickey Mantle, S (1,8) OBP: 0.222, SLG: 0.250	0-0 P6			0-0 F5					0-0 3-1	4	0	1	0	0	0	2				
Roger Maris, L (1,9) OBP: 0.444, SLG: 0.429		4-0 BB		0-0 F2					0-0 4-3	3	0	0	0	1	0	2				
Yogi Berra, L (1,2)		0-0 BB		0-0 F7					4-0 BB	2	0	0	0	1	0	1				
Dale Long, L (1,3) OBP: 0.200, SLG: 0.200		0-3 K		0-0 F2					0-0 F2	3	0	0	0	0	1	1				
Clete Boyer, R (1,5) OBP: 0.286, SLG: 0.833			0-0 F8						0-3 K	3	0	1	0	0	1	0				
Ralph Terry, R (1,1) Johnny Blanchard, L (8, PH) Bud Daley, L (8, 1)			0-3 K						0-3 K	2	0	0	0	0	1	1				
Inning Stats	R: 0 E: 0 K: 0 S: 3	H: 0 LOB: 1 BB: 1 P: 7	R: 0 E: 0 K: 1 S: 4	H: 0 LOB: 0 BB: 1 P: 8	R: 0 E: 0 K: 1 S: 5	H: 0 LOB: 0 BB: 0 P: 5	R: 0 E: 0 K: 0 S: 4	H: 1 LOB: 1 BB: 0 P: 4	R: 0 E: 0 K: 2 S: 7	H: 1 LOB: 1 BB: 0 P: 4	R: 0 E: 0 K: 0 S: 3	H: 0 LOB: 1 BB: 1 P: 7	R: 0 E: 0 K: 2 S: 7	H: 0 LOB: 0 BB: 0 P: 7	R: 0 E: 0 K: 0 S: 4	H: 1 LOB: 1 BB: 0 P: 4	1B: 2 2B: 1 3B: 0 HR: 0	SF: 0 SAC: 0 DP: 1 HBP: 0	WP: 0 PB: 0 SB: 1 CS: 0	PA: 32
PITCHER Jack Sanford, R (1,1) ERA:	IP: 9.0 WLS: W BF: 32 H: 3 R: 0 ER: 0 SO: 6 BB: 3 IBB: 0 HBP: 0 BLK: 0 WP: 0 HR: 0 S: 41 P: 53 ERA: 0.00 WHIP: 0.667															PITCHER				

New York Yankees @ San Francisco Giants
Candlestick Park, San Francisco, CA
Fri Oct 05 1962, 6:33 AM EDT
Att: 43,910 - Unknown

AB	29
R	0
H	3
RBI	0
BB	3
SO	6
LOB	7



Batter	1	2	3	4	5	6	7	8	9	AB	R	H	RBI	BB	SO	LOB	BOTTOM			
Chuck Hillier, L (1,4) OBP: 0.375, SLG: 0.571	0-0 SH3 4-3 2B		4-0 BB			0-0 3-1		0-0 F5		3	1	1	0	1	0	0				
Felipe Alou, R (1,9) OBP: 0.429, SLG: 0.333	0-0 SH3		0-0 F5			0-0 1B		4-0 F8 1B BB		2	0	1	0	1	0	1				
Matty Alou, L (1,7) OBP: 0.250, SLG: 0.250	0-0 4-3			0-0 B3		0-0 F8		0-0 F8 1B		4	0	1	1	0	0	1				
Willie Mays, R (1,8) OBP: 0.375, SLG: 0.375	0-3 K		0-0 P4			0-0 6-3		0-0 F8		4	0	0	0	0	1	3				
Willie McCovey, L (1,3) OBP: 0.250, SLG: 1.000		0-0 3-1		0-3 K				0-0 4-3		4	1	1	1	0	1	2				
Tom Haller, L (1,2) OBP: 0.333, SLG: 0.333		0-0 4-3			0-0 F5			0-0 SH5-4 1B 1B		3	0	1	0	0	0	0				
Jim Davenport, R (1,5) OBP: 0.429, SLG: 0.200		0-0 L4			0-3 K			0-0 E6 SH5-4 1B		3	0	0	0	0	1	1				
Jose Pagan, R (1,6) OBP: 0.667, SLG: 0.600			0-0 F8					0-0 SH5-4		1	0	0	0	0	0	0				
Jack Sanford, R (1,1) OBP: 0.333, SLG: 0.333			0-3 K		0-3 K			0-0 1B		3	0	1	0	0	2	1				
Inning Stats	R: 1 E: 0 K: 1 S: 6	H: 1 LOB: 0 BB: 0 P: 6	R: 0 E: 0 K: 0 S: 3	H: 0 LOB: 0 BB: 0 P: 3	R: 0 E: 0 K: 1 S: 5	H: 0 LOB: 1 BB: 1 P: 9	R: 0 E: 0 K: 1 S: 5	H: 0 LOB: 0 BB: 0 P: 5	R: 0 E: 0 K: 2 S: 7	H: 0 LOB: 1 BB: 0 P: 8	R: 0 E: 0 K: 0 S: 4	H: 1 LOB: 0 BB: 0 P: 4	R: 1 E: 1 K: 0 S: 5	H: 3 LOB: 2 BB: 0 P: 5	R: 0 E: 0 K: 0 S: 4	H: 1 LOB: 2 BB: 1 P: 8	1B: 4 2B: 1 3B: 0 HR: 1	SF: 0 SAC: 2 DP: 0 HBP: 1	WP: 0 PB: 0 SB: 0 CS: 0	PA: 32
PITCHER Ralph Terry, R (1,1) ERA: 2.57 Bud Daley, L (8, 1) ERA:	IP: 7.0 WLS: L BF: 27 H: 5 R: 2 ER: 2 SO: 5 BB: 1 IBB: 0 HBP: 1 BLK: 0 WP: 0 HR: 1 S: 35 P: 40 ERA: 2.57 WHIP: 0.857															PITCHER				

New York Yankees @ San Francisco Giants
Candlestick Park, San Francisco, CA
Fri Oct 05 1962, 6:33 AM EDT
Att: 43,910 - Unknown

AB	27
R	2
H	6
RBI	2
BB	2
SO	5
LOB	9



Batter	1	2	3	4	5	6	7	8	9	AB	R	H	RBI	BB	SO	LOB	TOP			
Felipe Alou, R OBP: 0.273, SLG: 0.200 (1, 7)	L8		5-3		F9			G1-3		4	0	0	0	0	0	1	San Francisco Giants @ New York Yankees Yankee Stadium, Bronx, NY Sun Oct 07 1962, 3:33 AM EDT Att: 71,434 - Unknown livebaseballscorecards.com			
Chuck Hiller, L OBP: 0.333, SLG: 0.400 (1, 4)	BB		K		F9			4-3		3	0	0	0	1	1					
Willie Mays, R OBP: 0.333, SLG: 0.417 (1, 8)	P6		6-3		K			4-3 HR	2B	4	1	1	0	0	1	1				
Willie McCovey, L OBP: 0.250, SLG: 0.571 (1, 9)	BB		K		F7			4-3		3	0	0	0	1	1					
Orlando Cepeda, R (1, 3)	4-3		E5 FC6-4		P2			F9		4	0	0	0	0	0	3				
Ed Bailey, L OBP: 0.125, SLG: 0.500 (1, 2)		F8		FC6-4		P5		HR		4	1	1	2	0	0	1				
Jim Davenport, R OBP: 0.364, SLG: 0.333 (1, 5)		4-3 2B		F7		K		F7		4	0	1	0	0	1	1				
Jose Pagan, R OBP: 0.556, SLG: 0.500 (1, 6)		4-3		F2				FC5-4 1B		3	0	1	0	0	0	1				
Billy Pierce, L (1, 1)		F7		K				FC5-4 G1-3		2	0	0	0	0	1	1				
Don Larsen, R (7, 1)		F7								0	0	0	0	0	0	0				
Matty Alou, L OBP: 0.200, SLG: 0.200 (8, PH)										1	0	0	0	0	0	1				
Bobby Bolin, R (8, 1)										0	0	0	0	0	0	0				
Inning Stats	R: 0 E: 0 K: 0 S: 3	H: 0 LOB: 2 BB: 2 P: 11	R: 0 E: 0 K: 0 S: 4	H: 1 LOB: 1 BB: 0 P: 4	R: 0 E: 0 K: 1 S: 5	H: 0 LOB: 0 BB: 0 P: 5	R: 0 E: 0 K: 1 S: 6	H: 0 LOB: 1 BB: 0 P: 6	R: 0 E: 0 K: 1 S: 5	H: 0 LOB: 0 BB: 0 P: 5	R: 0 E: 0 K: 1 S: 5	H: 0 LOB: 0 BB: 0 P: 5	R: 0 E: 0 K: 1 S: 4	H: 1 LOB: 1 BB: 0 P: 4	R: 2 E: 0 K: 0 S: 5	H: 2 LOB: 2 BB: 0 P: 5	1B: 1 2B: 2 3B: 0 HR: 1	SF: 0 SAC: 0 DP: 0 HBP: 0	WP: 0 PB: 0 CS: 0	PA: 34
PITCHER Bill Stafford, R ERA: 2.0 (1, 1)	IP: 9.0 WLS: W BF: 34 H: 4 R: 2 ER: 2 SO: 5 BB: 2 IBB: 0 HBP: 0 BLK: 0 WP: 0 HR: 1 S: 42 P: 50 ERA: 2.00 WHIP: 0.667															PITCHER				

Batter	1	2	3	4	5	6	7	8	9	AB	R	H	RBI	BB	SO	LOB	BOTTOM	
Tony Kubek, L OBP: 0.231, SLG: 0.308 (1, 6)	L7		2B			P6		P4		4	0	1	0	0	0	0	San Francisco Giants @ New York Yankees Yankee Stadium, Bronx, NY Sun Oct 07 1962, 3:33 AM EDT Att: 71,434 - Unknown livebaseballscorecards.com	
Bobby Richardson, R OBP: 0.077, SLG: 0.077 (1, 4)	F9		L3			6-3		F8		4	0	0	0	0	0	1		
Tom Tresh, S OBP: 0.385, SLG: 0.333 (1, 7)	K				F8		E 1B	K		4	1	1	0	0	2	0		
Mickey Mantle, S OBP: 0.250, SLG: 0.273 (1, 8)		E5		L7		E7 1B		E 1B		3	1	1	0	0	0	0		
Roger Maris, L OBP: 0.417, SLG: 0.400 (1, 9)		F9		G3		E9 FC6-4 1B		F8		3	1	1	2	0	0	1		
Elston Howard, R OBP: 0.625, SLG: 0.667 (1, 2)		L7		L5-4 2B		F8		F8		3	0	1	0	0	0	2		
Bill Skowron, R (1, 3)		K		L5-4 2-3		L5-4 2-3		FC6-4 HBP		2	0	0	0	0	1	2		
Clete Boyer, R OBP: 0.200, SLG: 0.556 (1, 5)			F8		F8		FC6-4 1-2			3	0	0	1	0	0	1		
Bill Stafford, R (1, 1)			F8			K		G3		3	0	0	0	0	1	1		
Inning Stats	R: 0 E: 0 K: 1 S: 5	H: 0 LOB: 0 BB: 0 P: 5	R: 0 E: 0 K: 1 S: 6	H: 0 LOB: 1 BB: 0 P: 6	R: 0 E: 0 K: 0 S: 3	H: 0 LOB: 0 BB: 0 P: 3	R: 0 E: 0 K: 1 S: 5	H: 0 LOB: 0 BB: 0 P: 5	R: 3 E: 2 K: 0 S: 6	H: 3 LOB: 1 BB: 0 P: 7	R: 0 E: 0 K: 1 S: 5	H: 0 LOB: 0 BB: 0 P: 5	R: 0 E: 0 K: 1 S: 5	H: 0 LOB: 0 BB: 0 P: 5	1B: 3 2B: 3 3B: 0 HR: 0	SF: 0 SAC: 0 DP: 1 HBP: 1		WP: 0 PB: 0 CS: 0
PITCHER Billy Pierce, L ERA: 3.0 Don Larsen, R ERA: 4.5 Bobby Bolin, R ERA: (1, 1) (7, 1) (8, 1)	IP: 6.0 WLS: L BF: 23 H: 5 R: 3 ER: 2 SO: 3 BB: 5 IBB: 0 HBP: 0 BLK: 0 WP: 0 HR: 0 S: 29 P: 29 ERA: 3.00 WHIP: 0.833															PITCHER		

Batter	1	2	3	4	5	6	7	8	9	AB R H RBI BB SO LOB	TOP											
Harvey Kuenn, R (1, 9) Billy O'Dell, S (7, 1) OBP: 0.333, SLG: 0.333	0-0 F7		0-0 5-3		4-0 P5		0-0 SH1-4		3 0 0 0 1 0 3	San Francisco Giants @ New York Yankees Yankee Stadium, Bronx, NY Mon Oct 08 1962, 3:33 AM EDT Att: 66,607 - Unknown												
Chuck Hiller, L (1, 4) OBP: 0.325, SLG: 0.600	0-0 L6		0-0 4-3		1-2 BB		0-0 E4		5 1 2 4 0 1 3													
Willie Mays, R (1, 8) OBP: 0.294, SLG: 0.353	0-0 5-3			0-0 G5-4-3		0-0 6-3		0-0 K	5 0 1 0 0 1 2													
Felipe Alou, R (1, 7) OBP: 0.267, SLG: 0.286		0-0 HR		0-0 G5-4-3		0-0 6-3		0-0 4-3	4 1 1 0 0 0 1													
Orlando Cepeda, R (1, 3)		0-0 2B		0-0 F9		0-0 G3		0-0 K	4 0 0 0 0 1 1													
Jim Davenport, R (1, 5) OBP: 0.400, SLG: 0.273					0-0 6-3		4-0 2B HR		2 1 0 0 2 1 1													
Tom Haller, L (1, 2) OBP: 0.429, SLG: 0.857		0-0 2B HR			0-0 1B		0-0 K		4 1 2 2 0 2 2													
Jose Pagan, R (1, 6) Matty Alou, L (7, PH) OBP: 0.545, SLG: 0.500 OBP: 0.429, SLG: 0.571		0-0 G3			0-0 BB		0-0 HR		2 0 1 0 0 0 0													
Juan Marichal, R (1, 1) Bobby Bolin, R (5, 1) Don Larsen, R (6, 1) Ed Bailey, L (7, PH) Bob Nieman, R (7, PH) Ernie Bowman, R (7, PH)			0-0 F9		0-0 1B		4-0 HR		2 2 2 0 0 0 0													
					0-0 K		0-0 HR		2 0 0 0 0 1 2													
Inning Stats	R: 0 E: 0 K: 0 S: 3	H: 0 LOB: 0 BB: 0 P: 3	R: 2 E: 0 K: 1 S: 7	H: 2 LOB: 0 BB: 0 P: 7	R: 0 E: 0 K: 0 S: 3	H: 0 LOB: 0 BB: 0 P: 3	R: 0 E: 0 K: 0 S: 3	H: 1 LOB: 0 BB: 0 P: 3	R: 0 E: 0 K: 2 S: 9	H: 2 LOB: 3 BB: 1 P: 13	R: 0 E: 0 K: 0 S: 3	H: 0 LOB: 0 BB: 0 P: 3	R: 4 E: 0 K: 1 S: 7	H: 2 LOB: 1 BB: 2 P: 15	R: 0 E: 0 K: 2 S: 7	H: 0 LOB: 1 BB: 1 P: 11	R: 1 E: 1 K: 1 S: 7	H: 2 LOB: 1 BB: 0 P: 7	1B: 5 2B: 2 3B: 0 HR: 2	SF: 0 SAC: 1 DP: 1 HBP: 0	WP: 0 PB: 0 SB: 0 CS: 0	PA: 39
PITCHER	IP WLS BF H R ER SO BB IBB HBP BLK WP HR S P ERA WHIP											IP WLS BF H R ER SO BB IBB HBP BLK WP HR S P ERA WHIP										
Whitey Ford, L (1, 1) ERA: 2.4	6.0 23 5 2 2 3 1 0 0 0 0 1 28 32 3.00 1.000																					
Jim Coates, R (7, 1) ERA: 54.0	0.1 L 3 1 2 2 1 1 0 0 0 0 0 4 8 54.00 6.000																					
Marshall Bridges, L (7, 1) ERA: 6.75	2.2 13 3 3 2 3 1 1 0 0 0 0 1 17 25 6.75 1.500																					

Batter	1	2	3	4	5	6	7	8	9	AB R H RBI BB SO LOB	BOTTOM											
Tony Kubek, L (1, 6) OBP: 0.278, SLG: 0.294	4-0 CS		0-0 F8		0-0 E5		0-0 3-1		0-0 1B	4 1 1 0 1 0 5	San Francisco Giants @ New York Yankees Yankee Stadium, Bronx, NY Mon Oct 08 1962, 3:33 AM EDT Att: 66,607 - Unknown											
Bobby Richardson, R (1, 4) OBP: 0.167, SLG: 0.118	0-3 K		4-0 BB		0-0 G4-3		0-0 F7		0-0 1B	4 0 1 0 1 1 4												
Tom Tresh, S (1, 7) OBP: 0.389, SLG: 0.353	0-0 1B		0-0 F7		0-0 BB		0-0 F4		0-0 FC6-4	5 0 2 1 0 1 1												
Mickey Mantle, S (1, 8) OBP: 0.235, SLG: 0.200	0-3 K			0-3 K		4-0 1B BB		0-0 P3	0-0 FC6-4	4 1 0 0 1 2 3												
Roger Maris, L (1, 9) OBP: 0.375, SLG: 0.308		0-0 F8		0-0 G3		4-0 1B BB		0-0 F2		3 1 0 0 1 0 0												
Elston Howard, R (1, 2) OBP: 0.417, SLG: 0.400		0-0 6-3		0-3 K		0-0 F9		0-0 6-3		4 0 0 0 0 1 2												
Bill Skowron, R (1, 3) OBP: 0.500, SLG: 0.625					0-0 1B		0-0 5-3			4 0 3 1 0 0 0												
Clete Boyer, R (1, 5) OBP: 0.286, SLG: 0.538		0-0 F9			0-0 FC3-5		0-0 6-3			4 0 2 1 0 0 1												
Whitey Ford, L (1, 1) Yogi Berra, L (6, PH) Jim Coates, R (7, 1) Marshall Bridges, S (7, 1) Hector Lopez, R (9, PH)			0-0 F9		0-0 FC3-5		0-0 6-3			2 0 0 0 0 0 2												
					0-0 BB		0-0 6-3			0 0 0 0 1 0 0												
Inning Stats	R: 0 E: 0 K: 2 S: 7	H: 1 LOB: 1 BB: 1 P: 11	R: 0 E: 0 K: 0 S: 4	H: 1 LOB: 1 BB: 0 P: 4	R: 0 E: 0 K: 2 S: 7	H: 0 LOB: 0 BB: 1 P: 7	R: 0 E: 0 K: 2 S: 7	H: 0 LOB: 0 BB: 0 P: 7	R: 0 E: 1 K: 1 S: 5	H: 2 LOB: 2 BB: 0 P: 5	R: 2 E: 0 K: 1 S: 7	H: 2 LOB: 3 BB: 3 P: 19	R: 0 E: 0 K: 0 S: 3	H: 0 LOB: 0 BB: 0 P: 3	R: 0 E: 0 K: 0 S: 3	H: 0 LOB: 0 BB: 0 P: 3	R: 1 E: 0 K: 0 S: 6	H: 3 LOB: 2 BB: 0 P: 6	1B: 8 2B: 1 3B: 1 HR: 0	SF: 0 SAC: 0 DP: 2 HBP: 0	WP: 0 PB: 0 SB: 0 CS: 1	PA: 40
PITCHER	IP WLS BF H R ER SO BB IBB HBP BLK WP HR S P ERA WHIP											IP WLS BF H R ER SO BB IBB HBP BLK WP HR S P ERA WHIP										
Juan Marichal, R (1, 1) ERA: 6.75	4.0 15 4 2 2 1 2 0 0 0 0 0 0 21 29 10.80 3.600																					
Bobby Bolin, R (5, 1) ERA: 3.86	1.2 W 2 0 0 0 0 1 0 0 0 0 0 0 1 5 0.00 3.000																					
Don Larsen, R (6, 1) ERA: 3.86	0.1 W 2 0 0 0 0 1 0 0 0 0 0 0 1 5 0.00 3.000																					
Billy O'Dell, L (7, 1) ERA: 5.23	3.0 S 12 3 1 1 0 0 0 0 0 0 0 0 12 12 3.00 1.000																					

Batter	1	2	3	4	5	6	7	8	9	AB	R	H	RBI	BB	SO	LOB	TOP					
Chuck Hiller, L (1,4) OBP: 0.381, SLG: 0.611	4-0 BB		0-0 2H 2B		0-0 L3		0-0 G1-3			3	0	1	1	1	0	2						
Jim Davenport, R (1,5) OBP: 0.316, SLG: 0.200	0-3 K		0-0 5-3		0-0 K			0-3 K		4	0	0	0	0	3	2						
Matty Alou, L (1,9) OBP: 0.273, SLG: 0.364	0-3 K		0-0 6-3			0-0 G3		0-0 F7		4	0	0	0	0	1	2						
Willie Mays, R (1,8) OBP: 0.238, SLG: 0.286	0-0 L7			0-3 K		0-0 F8		0-0 5-3		4	0	0	0	0	1	1						
Willie McCovey, L (1,3) OBP: 0.250, SLG: 0.455		0-3 K		0-0 4-3		0-0 F9			0-0 2B 1B	4	1	1	0	0	1	0						
Felipe Alou, R (1,7) OBP: 0.316, SLG: 0.444	0-0 F8			0-0 3B			0-0 1B 1B		0-3 K	4	0	2	0	0	1	1						
Tom Haller, L (1,2) OBP: 0.364, SLG: 0.727	0-0 4-3			0-0 L9			0-0 F5		0-0 2B	4	0	1	1	0	0	2						
Jose Pagan, R (1,6) OBP: 0.533, SLG: 0.714			0-0 SH3-4 2B 1B		0-0 HR		0-0 P6		0-0 6-3	4	2	2	1	0	0	2						
Jack Sanford, R (1,1) OBP: 0.400, SLG: 0.400			0-0 SH3-4		0-0 P4			0-0 L9		2	0	1	0	0	0	0						
Stu Miller, R (8,1)										0	0	0	0	0	0	0						
Ed Bailey, L (9,PH) OBP: 0.111, SLG: 0.444										1	0	0	0	0	0	1						
Inning Stats	R: 0 E: 0 K: 2 S: 7	H: 0 LOB: 1 BB: 1 P: 11	R: 0 E: 0 K: 1 S: 5	H: 0 LOB: 0 BB: 0 P: 5	R: 1 E: 0 K: 0 S: 5	H: 2 LOB: 1 BB: 0 P: 5	R: 0 E: 0 K: 1 S: 6	H: 1 LOB: 1 BB: 0 P: 6	R: 1 E: 0 K: 0 S: 6	H: 1 LOB: 0 BB: 0 P: 6	R: 0 E: 0 K: 0 S: 3	H: 0 LOB: 0 BB: 0 P: 3	R: 0 E: 0 K: 0 S: 5	H: 2 LOB: 2 BB: 0 P: 5	R: 0 E: 0 K: 1 S: 5	H: 0 LOB: 0 BB: 0 P: 5	R: 1 E: 0 K: 1 S: 7	H: 2 LOB: 1 BB: 0 P: 7	1B: 4 2B: 2 3B: 1 HR: 1	SF: 0 SAC: 1 DP: 0 HBP: 0	WP: 0 PB: 0 CS: 0	PA: 36
PITCHER Ralph Terry, R (1,1) ERA: 2.81	IP: 9.0 WLS: W BF: 36 H: 8 R: 3 ER: 3 SO: 7 BB: 1 IBB: 0 HBP: 0 BLK: 0 WP: 0 HR: 1 S: 49 P: 53 ERA: 3.00 WHIP: 1.000															PITCHER	IP: 9.0 WLS: W BF: 36 H: 8 R: 3 ER: 3 SO: 7 BB: 1 IBB: 0 HBP: 0 BLK: 0 WP: 0 HR: 1 S: 49 P: 53 ERA: 3.00 WHIP: 1.000					

San Francisco Giants @ New York Yankees
Yankee Stadium, Bronx, NY
Wed Oct 10 1962, 3:33 AM EDT
Att: 63,165 - Unknown

livebaseballscores.com

AB 34
R 3
H 8
RBI 3
BB 1
SO 7
LOB 13

GIANTS


Batter	1	2	3	4	5	6	7	8	9	AB	R	H	RBI	BB	SO	LOB	BOTTOM			
Tony Kubek, L (1,6) OBP: 0.318, SLG: 0.333	0-0 E 1B		0-0 P6		0-3 K			0-0 1B HR 1B		4	1	2	0	0	1	0				
Bobby Richardson, R (1,4) OBP: 0.227, SLG: 0.190	0-0 E4 L1-3		0-0 P3			0-0 4-3 SH3-4 PB 1B		0-0 1B HR 1B		4	2	2	0	0	0	1				
Tom Tresh, S (1,7) OBP: 0.429, SLG: 0.600	0-0 L1-3			0-0 FC3-6 WP 2B		0-0 SH3-4		0-0 1B HR 2H		3	2	2	3	0	0	2				
Mickey Mantle, S (1,8) OBP: 0.238, SLG: 0.167	0-0 E3			4-0 FC3-6 BB		0-0 4-3		0-0 4-3		3	0	0	0	1	0	2				
Roger Maris, L (1,9) OBP: 0.350, SLG: 0.250	0-0 F7			0-0 FC3-6 WP		0-0 4-3		0-0 BB		3	0	0	0	1	0	4				
Elston Howard, R (1,2) OBP: 0.313, SLG: 0.286		0-3 K		0-3 K		0-0 6-3		0-0 F8		4	0	0	0	0	2	3				
Bill Skowron, R (1,3) OBP: 0.385, SLG: 0.455		0-3 K		0-3 K		0-3 K			0-3 K	3	0	0	0	0	3	1				
Clete Boyer, R (1,5) OBP: 0.235, SLG: 0.438		0-0 6-3			0-0 3-1		0-3 K			3	0	0	0	0	1	0				
Ralph Terry, R (1,1)			0-3 K		0-3 K			0-3 K		3	0	0	0	0	3	0				
Inning Stats	R: 0 E: 2 K: 0 S: 5	H: 1 LOB: 2 BB: 0 P: 5	R: 0 E: 0 K: 2 S: 7	H: 0 LOB: 0 BB: 0 P: 7	R: 0 E: 0 K: 1 S: 5	H: 0 LOB: 0 BB: 0 P: 5	R: 1 E: 0 K: 2 S: 8	H: 1 LOB: 1 BB: 1 P: 12	R: 0 E: 0 K: 2 S: 7	H: 0 LOB: 0 BB: 0 P: 7	R: 1 E: 0 K: 0 S: 4	H: 1 LOB: 0 BB: 0 P: 4	R: 0 E: 0 K: 2 S: 7	H: 0 LOB: 0 BB: 0 P: 7	R: 3 E: 0 K: 1 S: 8	H: 3 LOB: 1 BB: 1 P: 12	1B: 4 2B: 2 3B: 0 HR: 1	SF: 0 SAC: 1 DP: 1 HBP: 0	WP: 0 PB: 1 SB: 1 CS: 0	PA: 33
PITCHER Jack Sanford, R (1,1) ERA: 2.2	IP: 7.1 WLS: L BF: 30 H: 6 R: 5 ER: 4 SO: 10 BB: 1 IBB: 0 HBP: 0 BLK: 0 WP: 1 HR: 1 S: 49 P: 53 ERA: 4.91 WHIP: 0.955															PITCHER Stu Miller, R (8,1) ERA:				


San Francisco Giants @ New York Yankees
Yankee Stadium, Bronx, NY
Wed Oct 10 1962, 3:33 AM EDT
Att: 63,165 - Unknown

livebaseballscores.com

AB 30
R 5
H 6
RBI 3
BB 2
SO 10
LOB 13

Yankees

Batter	1	2	3	4	5	6	7	8	9	AB	R	H	RBI	BB	SO	LOB	TOP	
Tony Kubek, L (1,6) OBP: 0.308, SLG: 0.320	0-0 4-3			0-0 5-3		0-0 3-1		0-0 2H 1B		4	0	1	1	0	0	0	New York Yankees @ San Francisco Giants Candlestick Park, San Francisco, CA Mon Oct 15 1962, 6:33 AM EDT Att: 43,948 - Unknown livebaseballscorecards.com	
Bobby Richardson, R (1,4) OBP: 0.162, SLG: 0.160	0-0 P6			0-0 5-3		0-0 5-3		0-0 F7		4	0	0	0	0	0	1		
Tom Tresh, S (1,7) OBP: 0.360, SLG: 0.500	0-0 6-3			0-0 P4		0-0 4-3			0-0 F7	4	0	0	0	0	0	0		
Mickey Mantle, S (1,8) OBP: 0.200, SLG: 0.136		0-0 F8			0-0 F8		0-0 P4		0-0 F8	4	0	0	0	0	0	0		
Roger Maris, L (1,9) OBP: 0.375, SLG: 0.421		0-0 4-3			0-0 HR		4-0 G5-4-3 BB		0-3 K	3	1	1	1	1	1	0		
Elston Howard, R (1,2) OBP: 0.263, SLG: 0.235		0-0 P3			0-0 E5		0-0 G5-4-3 1-2			3	0	0	0	0	0	1		
Bill Skowron, R (1,3) OBP: 0.313, SLG: 0.357			0-0 F8		0-0 F8			0-0 F7		3	0	0	0	0	0	1		
Clete Boyer, R (1,5) OBP: 0.300, SLG: 0.500		0-0 F2			4-0 IBB			0-0 1B 2B		2	1	1	0	1	0	0		
Whitey Ford, L (1,1) Jim Coates, R (5,1) Hector Lopez, R (8,PH) Marshall Bridges, S (8,1)		0-3 K			0-0 P4			0-0 F9		2	0	0	0	0	1	2		
Inning Stats	R: 0 E: 0 K: 0 S: 3	H: 0 LOB: 0 BB: 0 P: 3	R: 0 E: 0 K: 0 S: 3	H: 0 LOB: 0 BB: 0 P: 3	R: 0 E: 0 K: 1 S: 5	H: 0 LOB: 0 BB: 0 P: 5	R: 1 E: 1 K: 0 S: 5	H: 1 LOB: 2 BB: 1 P: 9	R: 0 E: 0 K: 0 S: 2	H: 0 LOB: 0 BB: 1 P: 6	R: 1 E: 0 K: 0 S: 5	H: 2 LOB: 1 BB: 0 P: 5	R: 0 E: 0 K: 1 S: 5	H: 0 LOB: 0 BB: 0 P: 5	1B: 1 2B: 1 3B: 0 HR: 1	SF: 0 SAC: 0 DP: 1 HBP: 0		WP: 0 PB: 0 SB: 0 CS: 0
PITCHER Billy Pierce, L (1,1) ERA: 2.4	IP: 9.0 WLS: W BF: 32 H: 3 R: 2 ER: 2 SO: 2 BB: 1 IBB: 1 HBP: 0 BLK: 0 WP: 0 HR: 1 S: 34 P: 42 ERA: 2.00 WHIP: 0.444															PITCHER		

Batter	1	2	3	4	5	6	7	8	9	AB	R	H	RBI	BB	SO	LOB	BOTTOM	
Harvey Kuenn, R (1,7) OBP: 0.154, SLG: 0.083	0-0 5-3		0-0 P6		0-0 1B 1B		0-0 G3			4	1	1	0	0	0	0	New York Yankees @ San Francisco Giants Candlestick Park, San Francisco, CA Mon Oct 15 1962, 6:33 AM EDT Att: 43,948 - Unknown livebaseballscorecards.com	
Matty Alou, L (9,7) OBP: 0.273, SLG: 0.364					0-0 1B 1B		0-0 4-3			0	0	0	0	0	0	0		
Chuck Hillier, L (1,4) OBP: 0.400, SLG: 0.591				0-0 F7	0-0 1B 1B		0-0 4-3			4	1	2	0	0	0	0		
Felipe Alou, R (1,9) OBP: 0.348, SLG: 0.455				0-0 E5	0-0 1B 1B		0-0 4-3			4	1	2	1	0	0	1		
Willie Mays, R (1,8) OBP: 0.280, SLG: 0.292			0-0 G6-4-3	4-0 E 1B	0-0 F3			0-0 S 1B		3	1	1	0	1	0	4		
Orlando Cepeda, R (1,3) OBP: 0.188, SLG: 0.250		0-0 CS 1B		0-0 1B 2B	0-0 1B		0-0 P6			4	1	3	2	0	0	1		
Jim Davenport, R (1,5) OBP: 0.304, SLG: 0.211		0-3 K		0-0 FC6-4 1B	0-0 P6		0-0 P4			4	0	1	1	0	1	4		
Ed Bailey, L (1,2) OBP: 0.077, SLG: 0.308		0-3 K		0-3 K		0-3 K		0-0 4-3		4	0	0	0	0	3	3		
Jose Pagan, R (1,6) OBP: 0.444, SLG: 0.588			0-0 5-3	0-0 FC6-4	0-3 K		0-3 K			3	0	0	0	0	1	1		
Billy Pierce, L (1,1)			0-0 4-3		0-0 6-3		0-0 6-3			3	0	0	0	0	0	0		
Inning Stats	R: 0 E: 1 K: 0 S: 4	H: 1 LOB: 1 BB: 0 P: 4	R: 0 E: 0 K: 2 S: 7	H: 1 LOB: 0 BB: 0 P: 7	R: 0 E: 0 K: 1 S: 8	H: 0 LOB: 0 BB: 1 P: 12	R: 2 E: 0 K: 0 S: 7	H: 4 LOB: 2 BB: 0 P: 7	R: 0 E: 0 K: 2 S: 3	H: 0 LOB: 0 BB: 0 P: 3	R: 0 E: 0 K: 0 S: 4	H: 1 LOB: 1 BB: 0 P: 4	R: 0 E: 0 K: 0 S: 4	H: 0 LOB: 0 BB: 0 P: 4	1B: 9 2B: 2 3B: 0 HR: 0	SF: 0 SAC: 0 DP: 2 HBP: 0		WP: 0 PB: 0 SB: 1 CS: 1
PITCHER Whitey Ford, L (1,1) ERA: 4.12 Jim Coates, R (5,1) ERA: 6.75 Marshall Bridges, L (8,1) ERA: 4.91	IP: 4.2 WLS: L BF: 23 H: 9 R: 5 ER: 5 SO: 3 BB: 1 IBB: 0 HBP: 0 BLK: 0 WP: 0 HR: 0 S: 28 P: 32 ERA: 9.64 WHIP: 2.143															PITCHER		

Batter	1	2	3	4	5	6	7	8	9	AB	R	H	RBI	BB	SO	LOB	TOP					
Tony Kubek, L (1, 6) OBP: 0.300, SLG: 0.310	F8		BB 1B		G6-4-3		F7			4	0	1	0	0	0	4	New York Yankees @ San Francisco Giants Candlestick Park, San Francisco, CA Tue Oct 16 1962, 6:33 AM EDT Att: 43,948 - Unknown livebaseballscorecards.com					
Bobby Richardson, R (1, 4) OBP: 0.233, SLG: 0.148	BB		BB		F3			E6 1B FC4-2		2	0	0	0	2	0	1						
Tom Tresh, S (1, 7)	F5		4-3		F3			FC4-2 1B		4	0	1	0	0	0	3						
Mickey Mantle, S (1, 8)	F7				K			G5-3 FC4-2 1B		3	0	1	0	1	1	1						
Roger Maris, L (1, 9)		L5			5-3			FC4-2 1B		4	0	0	0	0	0	4						
Elston Howard, R (1, 2)		5-3			P6			G5-3		4	0	0	0	0	1	3						
Bill Skowron, R (1, 3)		6-3								4	1	1	0	0	0	0						
Clete Boyer, R (1, 5)					L9					4	0	2	0	0	0	0						
Ralph Terry, R (1, 1)					K					3	0	1	0	1	2	0						
Inning Stats	R: 0 E: 0 K: 0 S: 3	H: 0 LOB: 1 BB: 1 P: 7	R: 0 E: 0 K: 0 S: 3	H: 0 LOB: 0 BB: 0 P: 3	R: 0 E: 0 K: 1 S: 6	H: 1 LOB: 2 BB: 1 P: 10	R: 0 E: 0 K: 1 S: 5	H: 0 LOB: 0 BB: 0 P: 5	R: 1 E: 0 K: 0 S: 4	H: 2 LOB: 1 BB: 1 P: 8	R: 0 E: 0 K: 0 S: 2	H: 0 LOB: 0 BB: 1 P: 6	R: 0 E: 0 K: 1 S: 7	H: 2 LOB: 2 BB: 0 P: 7	R: 0 E: 1 K: 0 S: 5	H: 2 LOB: 2 BB: 0 P: 5	R: 0 E: 0 K: 1 S: 5	H: 0 LOB: 0 BB: 0 P: 5	1B: 7 2B: 0 3B: 0 HR: 0	SF: 0 SAC: 0 DP: 2 HBP: 0	WP: 0 PB: 0 SB: 0 CS: 0	PA: 36
PITCHER	IP	WLS	BF	H	R	ER	SO	BB	IBB	HBP	BLK	WP	HR	S	P	ERA	WHIP					
Jack Sanford, R (1, 1) ERA: 1.93	7.0	L	31	7	1	1	3	4	0	0	0	0	0	33	49	1.29	1.571					
Billy O'Dell, L (8, 1) ERA: 4.38	2.0		5	0	0	0	1	0	0	0	0	0	0	7	7	0.00	0.000					

Batter	1	2	3	4	5	6	7	8	9	AB	R	H	RBI	BB	SO	LOB	BOTTOM				
Felipe Alou, R (1, 9) OBP: 0.296, SLG: 0.385	F3				F7				K	4	0	0	0	0	1	2	New York Yankees @ San Francisco Giants Candlestick Park, San Francisco, CA Tue Oct 16 1962, 6:33 AM EDT Att: 43,948 - Unknown livebaseballscorecards.com				
Chuck Hillier, L (1, 4)	G3				F8			B1		4	0	0	0	0	1	1					
Willie Mays, R (1, 8)	F7				F8			L7		4	0	1	0	0	0	0					
Willie McCovey, L (1, 7)					F2				L4 2B	4	0	1	0	0	0	2					
Orlando Cepeda, R (1, 3)					K					3	0	0	0	0	2	1					
Tom Haller, L (1, 2)					P6					3	0	0	0	0	0	0					
Jim Davenport, R (1, 5)					P4					3	0	0	0	0	0	0					
Jose Pagan, R (1, 6) OBP: 0.400, SLG: 0.526					5-3					2	0	0	0	0	0	0					
Ed Bailey, L (8, PH) OBP: 0.071, SLG: 0.286										1	0	0	0	0	0	0					
Ernie Bowman, R (8, 6)										0	0	0	0	0	0	0					
Jack Sanford, R (1, 1) OBP: 0.429, SLG: 0.429					F8					2	0	1	0	0	0	0					
Billy O'Dell, S (8, 1) OBP: 0.333, SLG: 0.333										0	0	0	0	0	0	0					
Matty Alou, L (8, PH) OBP: 0.333, SLG: 0.417									2B 1B	1	0	1	0	0	0	0					
Inning Stats	R: 0 E: 0 K: 0 S: 3	H: 0 LOB: 0 BB: 0 P: 3	R: 0 E: 0 K: 1 S: 5	H: 0 LOB: 0 BB: 0 P: 5	R: 0 E: 0 K: 0 S: 3	H: 0 LOB: 0 BB: 0 P: 3	R: 0 E: 0 K: 0 S: 3	H: 0 LOB: 0 BB: 0 P: 3	R: 0 E: 0 K: 0 S: 4	H: 1 LOB: 1 BB: 0 P: 4	R: 0 E: 0 K: 1 S: 6	H: 1 LOB: 1 BB: 0 P: 6	R: 0 E: 0 K: 0 S: 3	H: 0 LOB: 2 BB: 0 P: 3	R: 0 E: 0 K: 2 S: 9	H: 2 LOB: 2 BB: 0 P: 9	1B: 2 2B: 1 3B: 1 HR: 0	SF: 0 SAC: 0 DP: 0 HBP: 0	WP: 0 PB: 0 SB: 0 CS: 0	PA: 31	
PITCHER	IP	WLS	BF	H	R	ER	SO	BB	IBB	HBP	BLK	WP	HR	S	P	ERA	WHIP				
Ralph Terry, R (1, 1) ERA: 1.8	9.0	W	31	4	0	0	4	0	0	0	0	0	0	39	39	0.00	0.444				