

**San Francisco Giants - 1963**

Batter	1	2	3	4	5	6	7	8	9	AB R H RBI BB SO LOB	TOP										
<b>Chuck Hiller, L</b> (1, 4) <small>OBP: 0.400, SLG: 0.400</small>	0-0 F7	0-0 1B		0-0 1-2 1B			0-0 4-3		0-0 4-3	5 0 2 1 0 0 0	<b>San Francisco Giants @ Houston Colt 45's</b> Colt Stadium, Houston, TX Tue Apr 09 1963, 4:33 AM EST Att. 19,591 - Cloudy - 85 F										
<b>Jim Davenport, R</b> (1, 5) <small>OBP: 0.200, SLG: 0.200</small>	0-0 F8	0-0 5-3		0-0 F9			0-0 5-3		0-0 1B	5 0 1 0 0 0 3											
<b>Willie Mays, R</b> (1, 8) <small>OBP: 0.400, SLG: 1.000</small>	0-3 K			0-0 F7			0-0 F9		0-0 1B BLK 1B	5 2 2 1 0 1 2											
<b>Willie McCovey, L</b> (1, 7) <small>OBP: 0.400, SLG: 1.000</small>		0-3 K	0-3 K		0-3 K			0-0 HR	0-0 1B 1B	5 1 2 1 0 3 0											
<b>Orlando Cepeda, R</b> (1, 3) <small>OBP: 0.600, SLG: 1.400</small>		0-0 HR	0-0 F8		0-0 4-3 2B			0-3 K	0-0 1B 1B	5 1 3 2 0 1 0											
<b>Tom Haller, L</b> (1, 2) <small>OBP: 0.200, SLG: 0.200</small>		0-0 FC5-4 1B 3B 1B	0-0 F8		0-0 4-3			0-0 4-3	0-3 K	5 1 1 0 0 1 3											
<b>Felipe Alou, R</b> (1, 9) <small>OBP: 0.750, SLG: 1.750</small>		0-0 FC5-4 1B		0-0 1B 2B		0-0 E6 G6-4-3		0-0 HR		4 2 3 1 0 0 0											
<b>Jose Pagan, R</b> (1, 6) <small>OBP: 0.250, SLG: 0.250</small>		0-0 FC5-4 3B		0-0 P6		0-0 G6-4-3		0-0 1B		4 1 1 0 0 0 4											
<b>Jack Sanford, R</b> (1, 1) <small>OBP: 0.667, SLG: 1.333</small> <b>Jack Fisher, R</b> (6, 1)	0-0 1B 3B			0-0 1B		0-0 3-1		0-0 5-3		3 1 2 3 0 0 0 1 0 0 0 0 0 1											
<b>Inning Stats</b>	R: 0 E: 0 K: 1 S: 5	H: 0 LOB: 0 BB: 0 P: 5	R: 4 E: 0 K: 1 S: 10	H: 5 LOB: 1 BB: 0 P: 10	R: 1 E: 0 K: 1 S: 6	H: 1 LOB: 0 BB: 0 P: 6	R: 1 E: 0 K: 0 S: 6	H: 3 LOB: 2 BB: 0 P: 6	R: 0 E: 0 K: 1 S: 5	H: 1 LOB: 0 BB: 0 P: 5	R: 0 E: 1 K: 0 S: 3	H: 0 LOB: 0 BB: 0 P: 3	R: 0 E: 0 K: 0 S: 3	H: 0 LOB: 0 BB: 0 P: 3	R: 2 E: 0 K: 1 S: 8	H: 3 LOB: 1 BB: 0 P: 8	R: 1 E: 0 K: 1 S: 8	H: 4 LOB: 2 BB: 0 P: 8	1B: 10 2B: 2 3B: 1 HR: 4	SF: 0 SAC: 0 DP: 1 HBP: 0	WP: 0 PA: 42 PB: 0 SB: 0 CS: 0
<b>PITCHER</b>	IP WLS BF H R ER SO BB IBB HBP BLK WP HR S P ERA WHIP																				
<b>Turk Farrell, R</b> (1, 1) <small>ERA: 15.0</small>	3.0 L 15 6 5 5 3 0 0 0 0 0 0 2 21 21 15.00 2.000																				
<b>Russ Kemmerer, R</b> (4, 1) <small>ERA: 4.5</small>	2.0 9 4 1 1 1 0 0 0 0 0 0 0 11 11 4.50 2.000																				
<b>Hal Woodeshick, L</b> (6, 1) <small>ERA:</small>	2.0 6 0 0 0 0 0 0 0 0 0 0 0 6 6 0.00 0.000																				
<b>George Brunet, L</b> (8, 1) <small>ERA: 13.5</small>	2.0 12 7 3 3 2 0 0 0 0 1 0 2 16 16 13.50 3.500																				

<b>AB</b>	42
<b>R</b>	9
<b>H</b>	17
<b>RBI</b>	9
<b>BB</b>	0
<b>SO</b>	6
<b>LOB</b>	13



Batter	1	2	3	4	5	6	7	8	9	AB	R	H	RBI	BB	SO	LOB
Ernie Fazio, R (1, 4)	0-0 6-3		0-3 K		0-0 FC5-4		0-0 5-3			4	0	0	0	0	1	2
Al Spangler, L (1, 7) OBP: 0.750, SLG: 1.000	0-0 G6-4-3 1B		0-0 1-3 2B			0-0 E 1B 1B		0-0 6-3		4	1	3	0	0	0	0
Pete Runnels, L (1, 3) OBP: 0.250, SLG: 0.250	0-0 G6-4-3 1-2f		0-0 5-3			0-0 1B SF9 1B		0-0 F8		4	1	1	0	0	0	3
Rusty Staub, L (1, 9) OBP: 0.500, SLG: 0.333		4-0 BB		0-0 F9		0-0 1-3 1B		0-0 F4		3	0	1	1	1	0	0
Bob Aspromonte, R (1, 5)		0-0 F3		0-0 P5		0-0 3-H SF9		0-0 F8		3	0	0	1	0	0	1
Howie Goss, R (1, 8)		0-3 K		0-0 5-3		0-0 3-H F9		0-3 K		4	0	0	0	0	2	2
Jim Campbell, R (1, 2)		0-3 K			0-0 E6 FC5-4	0-0 P4		0-0 P5		4	0	0	0	0	1	2
Bob Lillis, R (1, 6)			4-0 FC4-6 BB		0-0 F9		0-0 P4			2	0	0	0	1	0	1
Turk Farrell, R (1, 1) Carroll Hardy, R (3, PH) Russ Kemmerer, R (4, 1) Carl Warwick, R (5, PH) Hal Woodeshick, R (6, 1) Brock Davis, L (7, PH) George Brunet, R (8, 1)			0-0 FC4-6 2B 1-2f		0-3 K		0-0 F9			0	0	0	0	0	0	0

**BOTTOM**

**San Francisco Giants @ Houston Colt 45's**  
 Colt Stadium, Houston, TX  
 Tue Apr 09 1963, 4:33 AM EST  
 Att: 19,591 - Cloudy - 85 F

[livebaseballscorecards.com](http://livebaseballscorecards.com)

<b>AB</b>	<b>31</b>
<b>R</b>	<b>2</b>
<b>H</b>	<b>5</b>
<b>RBI</b>	<b>2</b>
<b>BB</b>	<b>2</b>
<b>SO</b>	<b>5</b>
<b>LOB</b>	<b>13</b>



Inning Stats		R: 0	H: 1	R: 0	H: 0	R: 0	H: 1	R: 0	H: 0	R: 2	H: 3	R: 0	H: 0	R: 0	H: 0	R: 0	H: 0	R: 0	H: 0	1B: 4	SF: 1	WP: 0	PA: 34	
		E: 0	LOB: 0	E: 0	LOB: 1	E: 0	LOB: 2	E: 1	LOB: 1	E: 1	LOB: 1	E: 0	LOB: 0	E: 0	LOB: 0	E: 0	LOB: 0	E: 0	LOB: 0	2B: 1	SAC: 0	PB: 0		
		K: 0	BB: 0	K: 2	BB: 1	K: 1	BB: 1	K: 1	BB: 0	K: 0	BB: 0	K: 0	BB: 0	K: 0	BB: 0	K: 1	BB: 0	K: 1	BB: 0	3B: 0	DP: 1	SB: 0		
		S: 3	P: 3	S: 7	P: 11	S: 6	P: 10	S: 6	P: 6	S: 6	P: 6	S: 3	P: 3	S: 5	P: 5	S: 5	P: 5	S: 5	P: 5	HR: 0	HBP: 0	CS: 0		
<b>PITCHER</b>	<b>IP</b>	<b>WLS</b>	<b>BF</b>	<b>H</b>	<b>R</b>	<b>ER</b>	<b>SO</b>	<b>BB</b>	<b>IBB</b>	<b>HBP</b>	<b>BLK</b>	<b>WP</b>	<b>HR</b>	<b>S</b>	<b>P</b>	<b>ERA</b>	<b>WHIP</b>						<b>ERA</b>	<b>WHIP</b>
Jack Sanford, R (1, 1) ERA: 3.6	5.0	W	22	5	2	2	4	2	0	0	0	0	0	28	36	3.60	1.400							
Jack Fisher, R (6, 1) ERA:	4.0	S	12	0	0	0	1	0	0	0	0	0	0	14	14	0.00	0.000							

**San Francisco Giants @ Houston Colt 45's**  
 Colt Stadium, Houston, TX

Wed Apr 10 1963, 7:05 PM EST  
 Att. 12,469 - Unknown - 71 F

AB	32
R	8
H	8
RBI	8
BB	7
SO	7
LOB	7



AB R H RBI BB SO LOB

5	0	0	0	0	0	0
5	0	1	0	0	1	0
1	2	0	0	4	0	0
3	1	1	0	1	1	2
4	1	3	2	0	0	1
3	1	0	0	1	1	3
3	2	2	2	1	0	0
3	0	0	0	0	1	1
1	1	1	4	0	0	0
0	0	0	0	0	0	0
1	0	0	0	0	1	0
1	0	0	0	0	1	0
1	0	0	0	0	1	0
0	0	0	0	0	0	0
1	0	0	0	0	0	0
0	0	0	0	0	0	0

Batter	1	2	3	4	5	6	7	8	9
Chuck Hiller, L (1, 4) OBP: 0.200, SLG: 0.200	0-0 2-3		0-0 F7		0-0 L7		0-0 F7		0-0 F9
Jim Davenport, R (1, 5) OBP: 0.200, SLG: 0.200	0-0 CS 1B		0-0 F7		0-0 5-3		0-0 P4		0-3 K
Willie Mays, R (1, 8) OBP: 0.600, SLG: 0.833	4-0 WP 2B 1-2 BB		4-0 BB		4-0 1B 1B BB			4-0 FC4-6 BB BB	0-0 6-3
Willie McCovey, L (1, 7) OBP: 0.444, SLG: 0.750	4-0 2B 1-2 BB		0-3 K		0-0 1B 1-3 1B			0-0 FC4-6 BB 1-2f HR	
Orlando Cepeda, R (1, 3) OBP: 0.667, SLG: 1.222	0-0 1-3 2-H 2B			0-0 WP HR 1B	0-0 1-3 3-H 1B			0-0 F5	
Tom Haller, L (1, 2) OBP: 0.222, SLG: 0.125	0-3 K			0-0 F7 1-2		0-0 4-3		4-0 BB 1-2 HR BB	
Felipe Alou, R (1, 9) OBP: 0.750, SLG: 1.714		0-0 3-1		0-0 2-H HR		0-0 G6-4-3 1B		4-0 1-2 2-3 HR BB	
Jose Pagan, R (1, 6) OBP: 0.143, SLG: 0.143		0-3 K		0-0 1-3		0-0 G6-4-3		0-0 1-H 2-H 3-H HR	
Ed Bailey, L (8, PH) OBP: 1.000, SLG: 4.000									
Ernie Bowman, R (8, 6)									
Juan Marichal, R (1, 1)		0-3 K		0-3 K			0-3 K		0-0 6-3
Gaylord Perry, R (3, 1)									
Matty Alou, L (7, PH)									
Jim Duffalo, R (7, 1)									
Harvey Kuenn, R (8, PH)									
Bobby Bolin, R (8, 1)									

Inning Stats	R	H	E	K	S	R	H	E	K	S	R	H	E	K	S	R	H	E	K	S	R	H	E	K	S	R	H	E	K	S	R	H	E	K	S	R	H	E	K	S	R	H	E	K	S	1B	2B	3B	HR	SF	SAC	DP	HBP	WP	PB	SB	CS	PA										
	1	2	0	1	6	0	0	0	2	7	0	0	0	1	5	2	2	0	1	7	1	2	0	0	4	0	1	0	0	3	0	1	0	0	5	4	1	0	3	4	0	0	0	1	5	0	0	0	0	5	0	0	0	0	5	5	1	0	2	0	0	0	0	2	0	0	1	39

PITCHER	IP	WLS	BF	H	R	ER	SO	BB	IBB	HBP	BLK	WP	HR	S	P	ERA	WHIP
Bob Bruce, R (1, 1) ERA: 7.2	5.0		23	6	4	4	5	4	0	0	0	2	1	29	45	7.20	2.000
Don McMahon, R (6, 1) ERA: 13.5	2.2	L	12	2	4	4	1	3	0	0	0	0	1	11	23	13.50	1.875
Don Nottebart, R (8, 1) ERA:	1.1		4	0	0	0	1	0	0	0	0	0	0	6	6	0.00	0.000

BOTTOM

San Francisco Giants @ Houston Colt 45's  
Colt Stadium, Houston, TX  
Wed Apr 10 1963, 7:05 PM EST  
Att: 12,469 - Unknown - 71 F

livebaseballscorecards.com

AB 42  
R 7  
H 15  
RBI 6  
BB 2  
SO 4  
LOB 22



WP: 0 PA: 45  
PB: 0  
SB: 1  
CS: 0

AB R H RBI BB SO LOB

5 0 0 0 0 0 3

3 1 1 0 2 1 1

5 1 3 1 0 0 2

5 0 1 0 0 0 4

5 1 2 1 0 0 2

5 2 4 1 0 1 0

4 1 1 2 0 1 5

5 1 3 1 0 0 1

2 0 0 0 0 1 2

1 0 0 0 0 0 1

1 0 0 0 0 0 0

1 0 0 0 0 0 0

1B: 14 SF: 0  
2B: 1 SAC: 1  
3B: 0 DP: 0  
HR: 0 HBP: 0

Batter	1	2	3	4	5	6	7	8	9
Ernie Fazio, R (1, 4)	0-0 F7	0-0 P4	0-0 E5		0-0 F3		0-0 F5		
Al Spangler, L (1, 7) OBP: 0.667, SLG: 0.714	4-0 1B BB	0-0 2B 1B	0-3 K			0-0 F8	4-0 BB		
Pete Runnels, L (1, 3) OBP: 0.444, SLG: 0.556	0-0 1B 1B	0-0 2B		0-0 F7		0-0 1B 1B	0-0 F8		
Rusty Staub, L (1, 9) OBP: 0.333, SLG: 0.250	0-0 P5	0-0 4-3		0-0 3-1		0-0 1B 1B		0-0 6-3	
Bob Aspromonte, R (1, 5) OBP: 0.222, SLG: 0.250	0-0 1B 1B		0-0 E 1B 1B	0-0 F6		0-0 F8		0-0 4-3	
Howie Goss, R (1, 8) OBP: 0.444, SLG: 0.444	0-0 1B		0-0 E2 1B 1B		0-0 SH3-4 1B 1B	0-0 1B 1B	0-0 K	0-3 K	
Jim Campbell, R (1, 2) OBP: 0.125, SLG: 0.125	0-0 F7		0-0 E 1B		0-0 SH3-4	0-3 K		0-0 F8	
Bob Lillis, R (1, 6) OBP: 0.500, SLG: 0.429		0-0 2B 1B	0-0 1-3		0-0 1-3 1B		0-0 S 1B	0-0 F8	
Bob Bruce, R (1, 1)		0-3 K	0-0 4-3		0-0 1-3		0-0 P1	0-0 F6	
Hal Smith, R (5, PH)									
Don McMahon, R (6, 1)									
Don Nottebart, R (8, 1)									
Carl Warwick, R (9, PH)									

Inning Stats	R: 2	H: 3	E: 0	LOB: 2	K: 0	BB: 1	S: 6	R: 1	H: 3	E: 0	LOB: 2	K: 1	BB: 0	S: 8	R: 3	H: 3	E: 2	LOB: 1	K: 1	BB: 0	S: 9	R: 0	H: 0	E: 0	LOB: 0	K: 0	BB: 0	S: 3	R: 1	H: 2	E: 0	LOB: 1	K: 0	BB: 0	S: 5	R: 0	H: 3	E: 0	LOB: 3	K: 1	BB: 0	S: 8	R: 0	H: 1	E: 0	LOB: 2	K: 0	BB: 1	S: 4	R: 0	H: 0	E: 0	LOB: 0	K: 1	BB: 0	S: 5	R: 0	H: 0	E: 0	LOB: 0	K: 0	BB: 0	S: 3
--------------	------	------	------	--------	------	-------	------	------	------	------	--------	------	-------	------	------	------	------	--------	------	-------	------	------	------	------	--------	------	-------	------	------	------	------	--------	------	-------	------	------	------	------	--------	------	-------	------	------	------	------	--------	------	-------	------	------	------	------	--------	------	-------	------	------	------	------	--------	------	-------	------

PITCHER	IP	WLS	BF	H	R	ER	SO	BB	IBB	HBP	BLK	WP	HR	S	P	ERA	WHIP
Juan Marichal, R (1, 1) ERA: 18.0	2.0		15	8	5	4	1	1	0	0	0	0	0	16	20	18.00	4.500
Gaylord Perry, R (3, 1) ERA: 2.25	4.0		19	6	2	1	2	0	0	0	0	0	0	23	23	2.25	1.500
Jim Duffalo, R (7, 1) ERA:	1.0	W	5	1	0	0	0	1	0	0	0	0	0	4	8	0.00	2.000
Bobby Bolin, R (8, 1) ERA:	2.0	S	6	0	0	0	1	0	0	0	0	0	0	8	8	0.00	0.000

Batter	1	2	3	4	5	6	7	8	9	AB R H RBI BB SO LOB	TOP	
<b>Chuck Hiller, L</b> (1, 4) <small>OBP: 0.267, SLG: 0.214</small>	0-0 	4-0 		0-0 		0-0 		0-0 		4 0 1 0 1 0 2		
<b>Jim Davenport, R</b> (1, 5) <small>OBP: 0.214, SLG: 0.214</small>	0-0 	0-0 			0-3 	0-0 		0-3 		4 0 1 1 0 2 1		
<b>Willie Mays, R</b> (1, 8) <small>OBP: 0.467, SLG: 0.500</small>	0-0 	0-0 			0-3 		0-3 		4-0 	4 1 0 0 1 2 3		
<b>Willie McCovey, L</b> (1, 7) <small>OBP: 0.571, SLG: 0.750</small>	0-0 		0-0 		4-0 		0-0 		0-0 	4 2 3 0 1 0 1		
<b>Orlando Cepeda, R</b> (1, 3) <small>OBP: 0.643, SLG: 1.214</small>		0-0 	0-0 		0-0 		0-0 		0-0 	5 2 3 3 0 0 1		
<b>Tom Haller, L</b> (1, 2) <small>OBP: 0.214, SLG: 0.083</small>		0-0 	0-0 		4-0 		0-0 		0-0 	4 0 0 0 1 0 3		
<b>Felipe Alou, R</b> (1, 9) <small>OBP: 0.692, SLG: 1.333</small>		0-0 		0-0 		0-3 		0-0 		0-0 	5 1 3 2 0 1 3	<b>AB</b> 37 <b>R</b> 7 <b>H</b> 12 <b>RBI</b> 7 <b>BB</b> 4 <b>SO</b> 6 <b>LOB</b> 18
<b>Jose Pagan, R</b> (1, 6) <small>OBP: 0.083, SLG: 0.083</small>		0-0 		0-0 		0-0 		0-0 		0-0 	5 0 0 0 0 0 4	
<b>Billy O'Dell, S</b> (1, 1) <small>OBP: 0.500, SLG: 0.500</small>		0-0 		0-0 		0-0 		0-3 			2 1 1 1 0 1 0	
<b>Inning Stats</b>	R: 0 H: 1 E: 0 LOB: 1 K: 0 BB: 0 S: 4 P: 4	R: 3 H: 3 E: 1 LOB: 2 K: 0 BB: 1 S: 7 P: 11	R: 0 H: 1 E: 0 LOB: 0 K: 0 BB: 0 S: 3 P: 3	R: 0 H: 1 E: 0 LOB: 1 K: 0 BB: 0 S: 4 P: 4	R: 0 H: 1 E: 0 LOB: 3 K: 3 BB: 2 S: 10 P: 18	R: 0 H: 0 E: 1 LOB: 1 K: 0 BB: 0 S: 4 P: 4	R: 1 H: 3 E: 0 LOB: 2 K: 1 BB: 0 S: 8 P: 8	R: 0 H: 0 E: 0 LOB: 0 K: 2 BB: 0 S: 7 P: 7	R: 3 H: 2 E: 0 LOB: 0 K: 0 BB: 1 S: 5 P: 9	1B: 10 SF: 0 2B: 2 SAC: 3 3B: 0 DP: 1 HR: 1 HBP: 0	WP: 0 PA: 44 PB: 0 SB: 0 CS: 0	
<b>PITCHER</b> <b>Ken Johnson, R</b> (1, 1) <small>ERA: 0.00</small>	IP: 5.0 WLS: L BF: 25 H: 7 R: 3 ER: 0 SO: 3 BB: 3 IBB: 0 HBP: 0 BLK: 0 WP: 0 HR: 0 S: 28 P: 40 ERA: 0.00 WHIP: 2.000	<b>PITCHER</b> <b>Conrad Cardinal, R</b> (6, 1) <small>ERA: 3.0</small>	IP: 3.0 WLS: L BF: 13 H: 3 R: 1 ER: 1 SO: 3 BB: 0 IBB: 0 HBP: 0 BLK: 0 WP: 0 HR: 0 S: 19 P: 19 ERA: 3.00 WHIP: 1.000	<b>PITCHER</b> <b>Chris Zachary, R</b> (9, 1) <small>ERA: 27.0</small>	IP: 1.0 WLS: L BF: 6 H: 2 R: 3 ER: 3 SO: 0 BB: 1 IBB: 0 HBP: 0 BLK: 0 WP: 0 HR: 1 S: 5 P: 9 ERA: 27.00 WHIP: 3.000							

**San Francisco Giants @ Houston Colt 45's**  
 Colt Stadium, Houston, TX  
 Thu Apr 11 1963, 7:05 PM EST  
 Att: 8,827 - Unknown - 73 F

[livebaseballscorecards.com](http://livebaseballscorecards.com)



Batter	1	2	3	4	5	6	7	8	9	AB	R	H	RBI	BB	SO	LOB
--------	---	---	---	---	---	---	---	---	---	----	---	---	-----	----	----	-----

<b>Bob Lillis, R</b> <small>OBP: 0.333, SLG: 0.273</small> (1, 6)	0-0 <b>4-3</b> 		0-0 <b>F4</b> 		0-0 <b>F9</b> 			0-0 <b>F9</b> 		4	0	0	0	0	0	1	
<b>Johnny Temple, R</b> <small>OBP: 0.333, SLG: 0.273</small> (1, 4)	0-0 <b>E6</b> <b>FC4-6</b> 		0-0 <b>F7</b> 			0-0 <b>F8</b> 		0-0 <b>F8</b> 		4	1	0	0	0	0	0	
<b>Carl Warwick, R</b> <small>OBP: 0.500, SLG: 0.400</small> (1, 9)	4-0 <b>FC4-6</b> <b>BB</b> 			0-0 <b>FC5-4</b> <b>1B</b> 		0-0 <b>G5-4-3</b> <b>1B</b> 		0-3 <b>K</b> 		3	0	2	0	1	1	0	
<b>Carroll Hardy, R</b> (1, 7)	0-0 <b>FC4-6</b> 		0-0 <b>FC5-4</b> 		0-0 <b>G5-4-3</b> 		0-3 <b>K</b> 		0-3 <b>K</b> 		4	0	0	1	0	1	3
<b>Bob Aspromonte, R</b> <small>OBP: 0.167, SLG: 0.182</small> (1, 5)	0-0 <b>6-3</b> 		0-0 <b>F7</b> 			0-0 <b>5-3</b> 				3	0	0	0	0	0	2	
<b>Howie Goss, R</b> <small>OBP: 0.333, SLG: 0.333</small> (1, 8)		0-0 <b>F8</b> 		0-3 <b>K</b> 		0-0 <b>6-3</b> 				3	0	0	0	0	1	1	
<b>Rusty Staub, L</b> <small>OBP: 0.417, SLG: 0.300</small> (1, 3)		4-0 <b>G6-4-3</b> <b>BB</b> 			0-0 <b>1B</b> 		0-0 <b>1-3</b> 			2	0	1	0	1	0	0	
<b>Jim Campbell, R</b> <small>OBP: 0.091, SLG: 0.091</small> (1, 2)		0-0 <b>G6-4-3</b> 		0-3 <b>K</b> 		0-0 <b>F8</b> 				3	0	0	0	0	1	2	
<b>Ken Johnson, R</b> (1, 1)			0-3 <b>K</b> 		0-3 <b>K</b> 		0-0 <b>F7</b> 			1	0	0	0	0	1	0	
<b>Hal Smith, R</b> (5, PH)										1	0	0	0	0	1	1	
<b>Conrad Cardinal, R</b> (6, 1)										0	0	0	0	0	0	0	
<b>J C Hartman, R</b> (8, PH)										1	0	0	0	0	0	0	
<b>Chris Zachary, L</b> (9, 1)										0	0	0	0	0	0	0	

Inning Stats	R: 1 E: 1 K: 0 S: 4	H: 0 LOB: 1 BB: 1 P: 8	R: 0 E: 0 K: 0 S: 2	H: 0 LOB: 0 BB: 1 P: 6	R: 0 E: 0 K: 1 S: 5	H: 0 LOB: 0 BB: 0 P: 5	R: 0 E: 0 K: 1 S: 6	H: 1 LOB: 1 BB: 0 P: 6	R: 0 E: 0 K: 2 S: 8	H: 1 LOB: 1 BB: 0 P: 8	R: 0 E: 0 K: 0 S: 3	H: 0 LOB: 0 BB: 0 P: 3	R: 0 E: 0 K: 0 S: 3	H: 0 LOB: 0 BB: 0 P: 3	R: 0 E: 0 K: 2 S: 7	H: 0 LOB: 0 BB: 0 P: 7	1B: 3 2B: 0 3B: 0 HR: 0	SF: 0 SAC: 0 DP: 2 HBP: 0
--------------	------------------------------	---------------------------------	------------------------------	---------------------------------	------------------------------	---------------------------------	------------------------------	---------------------------------	------------------------------	---------------------------------	------------------------------	---------------------------------	------------------------------	---------------------------------	------------------------------	---------------------------------	----------------------------------	------------------------------------

PITCHER	<b>Billy O'Dell, L</b> <small>ERA: 0.00</small> (1, 1)	IP	WLS	BF	H	R	ER	SO	BB	IBB	HBP	BLK	WP	HR	S	P	ERA	WHIP
		9.0	W	31	3	1	0	6	2	0	0	0	0	0	41	49	0.00	0.556

**BOTTOM**

**San Francisco Giants @ Houston Colt 45's**  
 Colt Stadium, Houston, TX  
 Thu Apr 11 1963, 7:05 PM EST  
 Att. 8,827 - Unknown - 73 F

<b>AB</b>	<b>29</b>
<b>R</b>	<b>1</b>
<b>H</b>	<b>3</b>
<b>RBI</b>	<b>1</b>
<b>BB</b>	<b>2</b>
<b>SO</b>	<b>6</b>
<b>LOB</b>	<b>10</b>



WP: 0	PA: 31
PB: 0	
SB: 0	
CS: 0	

Batter	1	2	3	4	5	6	7	8	9	AB R H RBI BB SO LOB	TOP																		
<b>Chuck Hiller, L</b> (1, 4) <small>OBP: 0.263, SLG: 0.176</small>	0-0 4-3		4-0 CS BB		0-0 F9		0-0 G6-3			3 0 0 0 1 0 2																			
<b>Jim Davenport, R</b> (1, 5) <small>OBP: 0.222, SLG: 0.176</small>	0-0 1-3		0-3 K		4-0 BB			0-0 6-3		3 0 0 0 1 1 1																			
<b>Willie Mays, R</b> (1, 8) <small>OBP: 0.474, SLG: 0.714</small>	0-0 S 1B			0-3 K	0-0 G3			0-0 HR		4 1 2 1 0 1 2																			
<b>Willie McCovey, L</b> (1, 7) <small>OBP: 0.500, SLG: 0.813</small>	0-0 4-3			0-0 HR		0-0 G3		0-0 F9		4 1 1 1 0 0 1																			
<b>Orlando Cepeda, R</b> (1, 3) <small>OBP: 0.556, SLG: 1.000</small>		0-0 5-3		0-0 1-3		4-0 2B BB		0-0 F7		3 0 0 0 1 0 0																			
<b>Tom Haller, L</b> (1, 2) <small>OBP: 0.278, SLG: 0.250</small>		0-0 FC6-4 1B		0-0 2B		0-0 F9		0-3 K		4 0 2 0 0 1 1																			
<b>Felipe Alou, R</b> (1, 9) <small>OBP: 0.647, SLG: 1.188</small>		0-0 FC6-4		0-0 F3		0-0 2B		0-0 S 1B		4 0 2 0 0 0 2																			
<b>Jose Pagan, R</b> (1, 6) <small>OBP: 0.063, SLG: 0.063</small>		0-0 5-3			0-0 6-3		0-3 K		0-0 F9	4 0 0 0 0 1 2																			
<b>Jack Sanford, R</b> (1, 1) <small>OBP: 0.571, SLG: 1.000</small>			4-0 CS BB		0-0 F9 2B		0-0 E6 G6-3		0-3 K	3 0 1 0 1 1 1																			
<b>Inning Stats</b>	R: 0 E: 0 K: 0 S: 4	H: 1 LOB: 1 BB: 0 P: 4	R: 0 E: 0 K: 0 S: 4	H: 1 LOB: 1 BB: 0 P: 4	R: 0 E: 0 K: 1 S: 3	H: 0 LOB: 0 BB: 2 P: 11	R: 1 E: 0 K: 1 S: 7	H: 2 LOB: 1 BB: 0 P: 7	R: 0 E: 0 K: 0 S: 4	H: 1 LOB: 2 BB: 1 P: 8	R: 0 E: 0 K: 1 S: 5	H: 0 LOB: 0 BB: 0 P: 5	R: 1 E: 0 K: 0 S: 4	H: 1 LOB: 0 BB: 0 P: 4	R: 0 E: 0 K: 2 S: 8	H: 1 LOB: 1 BB: 0 P: 8	1B: 3 2B: 3 3B: 0 HR: 2	SF: 0 SAC: 0 DP: 1 HBP: 0	WP: 0 PB: 0 SB: 2 CS: 2	PA: 36									
<b>PITCHER</b>	IP WLS BF H R ER SO BB IBB HBP BLK WP HR S P ERA WHIP																												
<b>Glen Hobbie, R</b> (1, 1) <small>ERA: 1.69</small>	5.1		22	5	1	1	2	3	0	0	0	0	0	1	23	35	1.69	1.500											
<b>Paul Toth, R</b> (6, 1) <small>ERA: 3.38</small>	2.2	L	10	2	1	1	1	1	0	0	0	0	0	1	11	15	3.38	1.125											
<b>Don Elston, R</b> (9, 1) <small>ERA:</small>	1.0		4	1	0	0	2	0	0	0	0	0	0	0	8	8	0.00	1.000											

**San Francisco Giants @ Chicago Cubs**  
 Wrigley Field, Chicago, IL  
 Sat Apr 13 1963, 3:33 AM CST  
 Att. 12,090 - Unknown

<b>AB</b>	32
<b>R</b>	2
<b>H</b>	8
<b>RBI</b>	2
<b>BB</b>	4
<b>SO</b>	5
<b>LOB</b>	12



WP: 0	PA: 36
-------	--------

ERA	WHIP
-----	------





Batter	1	2	3	4	5	6	7	8	9	AB R H RBI BB SO LOB	TOP
<b>Chuck Hiller, L</b> (1, 4) OBP: 0.217, SLG: 0.143	0-0 <b>4-3</b> 		0-0 <b>F2</b> 			0-0 <b>4-3</b> 			0-0 <b>E9</b> 	4 1 0 0 0 0 1	<b>San Francisco Giants @ Chicago Cubs</b> Wrigley Field, Chicago, IL Sun Apr 14 1963, 3:33 AM CST Att: 10,072 - Sunny
<b>Jim Davenport, R</b> (1, 5) OBP: 0.182, SLG: 0.143	0-3 <b>K</b> 			0-3 <b>K</b> 		0-0 <b>2-3</b> 			0-0 <b>F9</b> 	4 0 0 0 0 2 1	
<b>Willie Mays, R</b> (1, 8) OBP: 0.391, SLG: 0.556	0-3 <b>K</b> 			0-0 <b>4-3</b> 			0-0 <b>F3</b> 		0-0 <b>F8</b> 	4 0 0 0 0 1 1	
<b>Willie McCovey, L</b> (1, 7) OBP: 0.455, SLG: 0.750		0-0 <b>4-3</b> 		0-3 <b>K</b> 			0-0 <b>3-1</b> 		0-0 	4 0 1 1 0 1 0	
<b>Orlando Cepeda, R</b> (1, 3) <b>Jose Cardenal, R</b> (9, PR)		0-0 <b>5-3</b> 			4-0 <b>G6-3</b> 		0-0 <b>F7</b> 		0-0 	3 0 1 0 1 0 0 0 0 0 0 0 0 0	
<b>Tom Haller, L</b> (1, 2) OBP: 0.273, SLG: 0.211		0-0 <b>F8</b> 			4-0 			0-0 <b>4-3</b> 	0-0 <b>4-3</b> 	3 0 0 0 1 0 2	
<b>Felipe Alou, R</b> (1, 9) OBP: 0.600, SLG: 1.105			0-0 <b>F6</b> 		0-0 <b>G6-3</b> 			0-0 		3 0 1 0 0 0 2	
<b>Jose Pagan, R</b> (1, 6) OBP: 0.053, SLG: 0.053			0-0 <b>1-3</b> 		0-3 <b>K</b> 			0-0 <b>5-3</b> 		3 0 0 0 0 1 2	
<b>Juan Marichal, R</b> (1, 1) OBP: 0.500, SLG: 0.500 <b>Harvey Kuenn, R</b> (6, PH) <b>Jack Fisher, R</b> (6, 1) <b>Ed Bailey, L</b> (8, PH) OBP: 0.500, SLG: 2.000 <b>Bobby Bolin, R</b> (8, 1)			0-0 			0-0 <b>4-3</b> 		0-3 <b>K</b> 		1 0 1 0 0 0 0 1 0 0 0 0 0 0 0 0 0 0 0 0 0 1 0 0 0 0 1 1 0 0 0 0 0 0 0	
<b>Inning Stats</b>	R: 0 H: 0 E: 0 LOB: 0 K: 2 BB: 0 S: 7 P: 7	R: 0 H: 0 E: 0 LOB: 0 K: 0 BB: 0 S: 3 P: 3	R: 0 H: 1 E: 0 LOB: 1 K: 0 BB: 0 S: 4 P: 4	R: 0 H: 0 E: 0 LOB: 0 K: 2 BB: 0 S: 7 P: 7	R: 0 H: 0 E: 0 LOB: 1 K: 1 BB: 2 S: 4 P: 12	R: 0 H: 0 E: 0 LOB: 0 K: 0 BB: 0 S: 3 P: 3	R: 0 H: 0 E: 0 LOB: 0 K: 0 BB: 0 S: 3 P: 3	R: 0 H: 1 E: 0 LOB: 1 K: 1 BB: 0 S: 6 P: 6	R: 1 H: 2 E: 1 LOB: 2 K: 0 BB: 0 S: 6 P: 6	1B: 2 SF: 0 2B: 2 SAC: 0 3B: 0 DP: 1 HR: 0 HBP: 0	
<b>PITCHER</b> <b>Larry Jackson, R</b> (1, 1) ERA: 1.15 <b>Lindy McDaniel, R</b> (9, 1) ERA:	IP WLS BF H R ER SO BB IBB HBP BLK WP HR S P ERA WHIP 8.2 W 31 3 1 0 6 2 0 0 0 0 0 0 41 49 0.00 0.577 0.1 S 2 1 0 0 0 0 0 0 0 0 0 0 0 2 2 0.00 3.000	<b>PITCHER</b> IP WLS BF H R ER SO BB IBB HBP BLK WP HR S P ERA WHIP									

<b>AB</b>	<b>31</b>
<b>R</b>	<b>1</b>
<b>H</b>	<b>4</b>
<b>RBI</b>	<b>1</b>
<b>BB</b>	<b>2</b>
<b>SO</b>	<b>6</b>
<b>LOB</b>	<b>10</b>



WP: 0	PA: 33
PB: 0	
SB: 0	
CS: 0	

Batter	1	2	3	4	5	6	7	8	9	AB	R	H	RBI	BB	SO	LOB
Don Landrum, L (1, 8) OBP: 0.333, SLG: 0.364	0-3 K		0-0 G3 2B		0-3 K			0-3 K		4	0	1	0	0	3	0
Andre Rodgers, R (1, 6) OBP: 0.381, SLG: 0.421	0-0 F9		0-0 G3			0-0 E7 1B		0-0 WP 2B		4	1	2	0	0	0	1
Billy Williams, L (1, 7) OBP: 0.350, SLG: 0.235	0-0 F7		0-0 3-1			0-0 F8		4-0 CS BB		3	0	0	0	1	0	2
Ron Santo, R (1, 5) OBP: 0.316, SLG: 0.579		0-0 14 2B 1B		0-0 HR		0-0 L4		0-0 CS		3	2	2	1	0	0	1
14 Ernie Banks, R (1, 3) OBP: 0.263, SLG: 0.389		0-0 4-3 1-H 2B		0-0 5-3		0-0 4-3				3	0	1	1	0	0	1
Lou Brock, L (1, 9) OBP: 0.056, SLG: 0.056		0-0 F9		0-0 1-3			0-3 K			3	0	0	0	0	1	1
Ken Aspromonte, R (1, 4)		0-0 4-3 2-3		0-0 4-3			0-0 F7			3	0	0	0	0	0	1
Dick Bertell, R (1, 2) OBP: 0.176, SLG: 0.125		0-0 3-1			0-0 CS 1B		0-0 F6			3	0	1	0	0	0	1
Larry Jackson, R (1, 1) OBP: 0.200, SLG: 0.200			0-3 K			0-0 4-3				3	0	0	0	0	2	1
Lindy McDaniel, R (9, 1)								0-3 K		0	0	0	0	0	0	0


Inning Stats	R: 0	H: 0	E: 0	K: 1	S: 5	R: 1	H: 2	E: 0	K: 0	S: 5	R: 0	H: 1	E: 0	K: 1	S: 6	R: 1	H: 1	E: 0	K: 0	S: 4	R: 0	H: 1	E: 0	K: 1	S: 5	R: 0	H: 1	E: 1	K: 0	S: 4	R: 0	H: 0	E: 0	K: 1	S: 5	R: 1	H: 1	E: 0	K: 2	S: 7
	LOB: 0	BB: 0	P: 5	LOB: 1	BB: 0	P: 5	LOB: 0	BB: 0	P: 6	LOB: 0	BB: 0	P: 4	LOB: 0	BB: 0	P: 5	LOB: 1	BB: 0	P: 4	LOB: 0	BB: 0	P: 5	LOB: 1	BB: 0	P: 5	LOB: 0	BB: 0	P: 5	LOB: 1	BB: 0	P: 4	LOB: 0	BB: 0	P: 5	LOB: 0	BB: 1	P: 11	LOB: 0	BB: 0	P: 11	

PITCHER	IP	WLS	BF	H	R	ER	SO	BB	IBB	HBP	BLK	WP	HR	S	P	ERA	WHIP
Juan Marichal, R (1, 1) ERA: 7.71	5.0	L	19	5	2	2	3	0	0	0	0	0	1	25	25	3.60	1.000
Jack Fisher, R (6, 1) ERA:	2.0		7	1	0	0	1	0	0	0	0	0	0	9	9	0.00	0.500
Bobby Bolin, R (8, 1) ERA: 3.0	1.0		4	1	1	1	2	1	0	0	0	1	0	7	11	9.00	2.000

**BOTTOM**

**San Francisco Giants @ Chicago Cubs**  
 Wrigley Field, Chicago, IL  
 Sun Apr 14 1963, 3:33 AM CST  
 Att. 10,072 - Sunny

AB	29
R	3
H	7
RBI	2
BB	1
SO	6
LOB	9



1B	2B	3B	HR	SF	SAC	DP	HBP	WP	HR	S	P	ERA	WHIP
3	3	0	1	0	0	0	0	2	1	31			

Batter	1	2	3	4	5	6	7	8	9	AB R H RBI BB SO LOB	TOP
J C Hartman, R (1, 6) OBP: 0.200, SLG: 0.200	0-0 2-3			0-0 E3		0-0 4-3		0-0 BB 1-2 1B		4 0 1 0 0 0 0	<b>Houston Colt 45's @ San Francisco Giants</b> Candlestick Park, San Francisco, CA Tue Apr 16 1963, 6:33 AM EST Att. 40,782 - Cloudy - 51 F
Johnny Temple, R (1, 4) OBP: 0.182, SLG: 0.100 Ernie Fazio, R (6, PR) (6, 4)	0-0 F6			0-0 L6		0-0 BLK 1B		0-3 K		3 0 1 0 0 0 0 1 0 0 0 0 1 2	
Pete Runnels, L (1, 3) OBP: 0.423, SLG: 0.435	0-0 F6			4-0 BB		0-3 K 1-3		4-0 BB 1-2 2-3		2 0 0 0 2 1 1	
Carl Warwick, R (1, 9) OBP: 0.438, SLG: 0.357		0-0 F9		0-0 F8			0-0 F8	0-3 K		4 0 0 0 0 1 4	
Bob Aspromonte, R (1, 5) OBP: 0.207, SLG: 0.185			0-0 5-3		0-3 K		0-0 1B		0-0 F6	4 0 1 0 0 1 0	
Howie Goss, R (1, 8) OBP: 0.367, SLG: 0.367			0-0 F6		0-0 1B		0-3 K		0-0 F7	4 0 1 0 0 1 1	
Carroll Hardy, R (1, 7) OBP: 0.231, SLG: 0.250				4-0 BB G1-6-3		0-3 K		0-0 4-3		3 0 1 0 1 1 2	
Hal Smith, R (1, 2) OBP: 0.300, SLG: 0.222				0-0 F8		0-0 F8		0-0 BB 1B 1B		4 0 1 0 0 0 3	
Bob Bruce, R (1, 1) Conrad Cardinal, R (1, 1) Bob Lillis, R (8, PH) Dick Drott, R (8, 1)				0-0 G1-6-3 1-2f		0-0 F7		0-0 F9		0 0 0 0 0 0 0 2 0 0 0 0 0 1 1 0 0 0 0 0 1 0 0 0 0 0 0 0	
<b>Inning Stats</b>	R: 0 E: 0 K: 0 S: 3 H: 0 LOB: 0 BB: 0 P: 3	R: 0 E: 0 K: 0 S: 3 H: 0 LOB: 0 BB: 0 P: 3	R: 0 E: 0 K: 0 S: 2 H: 0 LOB: 0 BB: 1 P: 6	R: 0 E: 1 K: 0 S: 3 H: 0 LOB: 1 BB: 1 P: 7	R: 0 E: 0 K: 2 S: 8 H: 1 LOB: 1 BB: 0 P: 8	R: 0 E: 0 K: 1 S: 6 H: 1 LOB: 2 BB: 0 P: 6	R: 0 E: 0 K: 1 S: 6 H: 1 LOB: 1 BB: 0 P: 6	R: 0 E: 0 K: 2 S: 9 H: 2 LOB: 3 BB: 1 P: 13	R: 0 E: 0 K: 0 S: 4 H: 1 LOB: 1 BB: 0 P: 4	1B: 5 2B: 1 3B: 0 HR: 0 SF: 0 SAC: 0 DP: 1 HBP: 0	
<b>PITCHER</b> Billy Pierce, L (1, 1) ERA:	IP WLS BF H R ER SO BB IBB HBP BLK WP HR S P ERA WHIP										

<b>AB</b>	32
<b>R</b>	0
<b>H</b>	6
<b>RBI</b>	0
<b>BB</b>	3
<b>SO</b>	6
<b>LOB</b>	15



Batter	1	2	3	4	5	6	7	8	9	AB	R	H	RBI	BB	SO	LOB
Chuck Hiller, L OBP: 0.250, SLG: 0.160 (1, 4)	0-0 G3	0-0 G6-4-3 1B	4-0 1-2 2-3 3-H BB			0-0 4-3		0-0 F8		4	0	1	0	1	0	0
Jim Davenport, R OBP: 0.192, SLG: 0.160 (1, 5)	0-0 BLK 1B	0-0 G6-4-3 1-2f	0-0 FC5 2-3f			0-3 K				4	1	1	0	0	1	4
Willie Mays, R OBP: 0.444, SLG: 0.550 (1, 8)	0-0 1-H 1B		4-0 BLK SF8 BB		0-0 1-3	4-0 BB				2	2	1	1	2	0	0
Willie McCovey, L OBP: 0.500, SLG: 0.773 (1, 7)	4-0 BLK 2B		4-0 1-2 1B BB		0-0 2B	0-0 F7				2	2	1	0	2	0	1
Orlando Cepeda, R OBP: 0.500, SLG: 0.792 (1, 3)	0-0 1-2 2-H 2B		0-3 K 1-2 2-3		0-0 F3	0-3 K				4	1	1	1	0	2	3
Tom Haller, L OBP: 0.269, SLG: 0.190 (1, 2)	4-0 1-2 2-3 2B 5-3 BB		0-0 SF8 3-H		0-0 4-3	0-0 6-3				2	0	0	1	1	0	1
Felipe Alou, R OBP: 0.583, SLG: 1.043 (1, 9)	0-0 1-3 2-H 3-H 2B		0-0 E 1B WP 1B		0-0 F9	0-0 6-3				4	1	2	2	0	0	0
Jose Pagan, R OBP: 0.087, SLG: 0.087 (1, 6)	0-0 5-3		0-0 WP E 1B		0-0 F8	0-3 K				4	0	1	1	0	1	2
Billy Pierce, L (1, 1)		0-0 1-3	0-0 E6 FC5 WP 1B		0-0 1-3	0-0 1-3				4	0	0	0	0	0	2

Inning Stats	R: 4	H: 4	E: 0	LOB: 1	K: 0	BB: 2	S: 6	P: 14	R: 0	H: 1	E: 0	LOB: 0	K: 0	BB: 0	S: 3	P: 3	R: 3	H: 2	E: 1	LOB: 3	K: 1	BB: 3	S: 8	P: 20	R: 0	H: 1	E: 0	LOB: 1	K: 0	BB: 0	S: 4	P: 4	R: 0	H: 0	E: 0	LOB: 0	K: 0	BB: 0	S: 3	P: 3	R: 0	H: 0	E: 0	LOB: 1	K: 1	BB: 1	S: 5	P: 9	R: 0	H: 0	E: 0	LOB: 0	K: 1	BB: 0	S: 5	P: 5	R: 0	H: 0	E: 0	LOB: 0	K: 1	BB: 0	S: 5	P: 5	R: 0	H: 0	E: 0	LOB: 0	K: 1	BB: 0	S: 5	P: 5
--------------	------	------	------	--------	------	-------	------	-------	------	------	------	--------	------	-------	------	------	------	------	------	--------	------	-------	------	-------	------	------	------	--------	------	-------	------	------	------	------	------	--------	------	-------	------	------	------	------	------	--------	------	-------	------	------	------	------	------	--------	------	-------	------	------	------	------	------	--------	------	-------	------	------	------	------	------	--------	------	-------	------	------

PITCHER	IP	WLS	BF	H	R	ER	SO	BB	IBB	HBP	BLK	WP	HR	S	P	ERA	WHIP
Bob Bruce, R ERA: 13.5 (1, 1)	0.1	L	7	4	4	4	0	2	0	0	2	0	0	5	13	108.00	18.000
Conrad Cardinal, R ERA: 2.79 (1, 1)	6.2		27	4	3	2	3	4	0	0	1	1	0	29	45	2.70	1.200
Dick Drott, R ERA: (8, 1)	1.0		3	0	0	0	1	0	0	0	0	0	0	5	5	0.00	0.000

**BOTTOM**

**Houston Colt 45's @ San Francisco Giants**  
**Candlestick Park, San Francisco, CA**

AB	30
R	7
H	8
RBI	6
BB	6
SO	4
LOB	13



WP	HR	S	P	ERA	WHIP
1	0	5	37		

Tue Apr 16 1963, 6:33 AM EST  
 Att: 40,782 - Cloudy - 51 F

livebaseballscorecards.com

Batter	1	2	3	4	5	6	7	8	9	10	11	12	13	AB R H RBI BB SO LOB	TOP															
Bob Lillis, R OBP: 0.192, SLG: 0.160 (1, 6)	0-0 P3		0-0 6-3		0-0 L3		0-0 5-3		0-0 5-3		0-0 1B			6 0 1 0 0 0 0																
Johnny Temple, R OBP: 0.235, SLG: 0.133 (1, 4)	0-0 4-3		0-0 F7		0-0 F9		0-0 FC4-6 1B		4-0 BB		0-0 1-3			5 0 1 0 1 0 1																
Pete Runnels, L OBP: 0.375, SLG: 0.379 (1, 3)	0-3 K		0-0 1B 1B		0-0 F2		0-0 FC4-6 FC5-4 1-2f		0-3 K					6 0 1 0 0 2 2																
Carl Warwick, R OBP: 0.364, SLG: 0.300 (1, 9)		0-0 F7		0-0 1-2 1B		0-0 F7		0-0 FC5-4 1-2f		0-0 1-3				6 0 1 0 0 0 2																
Howie Goss, R OBP: 0.333, SLG: 0.361 (1, 8)		0-0 1B S 2B		0-3 K		0-0 L5		0-0 4-3		0-0 5-3				6 1 1 0 0 2 2																
Carroll Hardy, R OBP: 0.316, SLG: 0.333 (1, 7)		0-0 S 2-3 1B		0-0 4-3		0-0 1B 1B		0-0 BB 1B		0-0 6-3				6 0 3 0 0 0 0																
Bob Aspromonte, R OBP: 0.229, SLG: 0.188 (1, 5)		4-0 S IBB		0-0 P6		0-0 IBB 1B		0-0 F5		0-0 F7				5 0 1 0 1 1 1																
Jim Campbell, R OBP: 0.208, SLG: 0.273 (1, 2)		0-0 P3		0-0 1B		4-0 FC5-4 IBB		4-0 BB			0-0 F9			4 1 2 1 2 0 3																
Ken Johnson, R (1, 1)		0-0 F5		0-3 K		0-0 FC5-4 1-2f		0-0 1-3			0-3 K			5 0 0 0 0 2 8																
Al Spangler, L OBP: 0.450, SLG: 0.500 (13, PH)		1-2 2-3 3-H												1 0 0 0 0 0 0																
Don McMahon, R (13, 1)														0 0 0 0 0 0 0																
<b>Inning Stats</b>	R: 0 E: 0 K: 1 S: 5	H: 0 LOB: 0 BB: 0 P: 5	R: 1 E: 0 K: 0 S: 5	H: 2 LOB: 1 BB: 1 P: 9	R: 0 E: 0 K: 1 S: 7	H: 2 LOB: 2 BB: 0 P: 7	R: 0 E: 0 K: 1 S: 6	H: 1 LOB: 1 BB: 0 P: 6	R: 0 E: 0 K: 0 S: 3	H: 0 LOB: 0 BB: 0 P: 3	R: 0 E: 0 K: 0 S: 5	H: 2 LOB: 3 BB: 1 P: 9	R: 0 E: 0 K: 0 S: 4	H: 1 LOB: 1 BB: 1 P: 4	R: 0 E: 0 K: 0 S: 4	H: 1 LOB: 2 BB: 1 P: 8	R: 0 E: 0 K: 1 S: 5	H: 0 LOB: 1 BB: 1 P: 9	R: 0 E: 0 K: 0 S: 3	H: 0 LOB: 0 BB: 0 P: 3	R: 0 E: 0 K: 1 S: 6	H: 1 LOB: 1 BB: 0 P: 6	R: 0 E: 0 K: 1 S: 5	H: 0 LOB: 0 BB: 0 P: 5	R: 1 E: 0 K: 1 S: 6	H: 1 LOB: 0 BB: 0 P: 6	1B: 9 2B: 1 3B: 0 HR: 1	SF: 0 SAC: 0 DP: 0 HBP: 0	WP: 0 PB: 0 SB: 3 CS: 0	PA: 54
<b>PITCHER</b>																														
Billy O'Dell, L ERA: 0.53 (1, 1)	IP: 8.0	WLS: 36	BF: 36	H: 9	R: 1	ER: 1	SO: 3	BB: 1	IBB: 2	HBP: 0	BLK: 0	WP: 0	HR: 0	S: 39	P: 51	ERA: 1.12	WHIP: 1.250													
Bobby Bolin, R ERA: 1.5 (9, 1)	3.0		11	1	0	0	2	1	0	0	0	0	0	14	18	0.00	0.667													
Don Larsen, R ERA: 4.5 (12, 1)	2.0	L	7	1	1	1	2	0	0	0	0	0	1	11	11	4.50	0.500													

Houston Colt 45's @ San Francisco Giants  
Candlestick Park, San Francisco, CA  
Wed Apr 17 1963, 9:05 PM EST  
Att. 10,190 - Unknown - 50 F

livebaseballscorecards.com

AB	50
R	2
H	11
RBI	1
BB	4
SO	7
LOB	19



Batter	1	2	3	4	5	6	7	8	9	10	11	12	13	AB R H RBI BB SO LOB
<b>Chuck Hiller, L</b> OBP: 0.242, SLG: 0.167 (1, 4)	0-0 SH3 1B		0-0 5-3		0-0 P5			0-0 F7			0-0 4-3		0-0 SH1-4	5 0 1 0 0 0 1
<b>Jim Davenport, R</b> OBP: 0.179, SLG: 0.148 (8, PH) <b>Ed Bailey, L</b> OBP: 1.333, SLG: 1.333 (9, 1) <b>Bobby Bolin, R</b> OBP: (11, PH) <b>Jose Cardenal, R</b> OBP: (12, 1) <b>Don Larsen, R</b> OBP: (13, PH)	0-0 SH3		0-0 F3			0-3 K2-3		0-3 K			4-0 BB BB		0-0 F7	2 0 0 0 0 0 1 0 1 0 0 0 0 0 1 1 0 0 0 0 0 1 0 0 0 0 0 0 0 0 0 0 0 0 1 0 0 0 0 0 0 0 1
<b>Willie Mays, R</b> OBP: 0.394, SLG: 0.440 (1, 8)	4-0 BB		0-3 K			0-0 5-3			0-3 K		0-0 F3		0-3 K	5 0 0 0 1 3 2
<b>Willie McCovey, L</b> OBP: 0.484, SLG: 0.808 (1, 7)	0-0 F8			0-0 G3		0-3 K			0-0 HR		4-0 BB BB		1-2 BB	4 1 1 1 1 1 1 2
<b>Orlando Cepeda, R</b> OBP: 0.419, SLG: 0.655 (1, 3)	0-3 K			0-0 F9			0-0 F8		0-0 F9		0-0 1-3			5 0 0 0 0 1 4
<b>Tom Haller, L</b> OBP: 0.290, SLG: 0.200 (1, 2)		0-0 4-3		0-0 S 1B			0-0 F3		0-0 G3			4-0 FC5-4 BB		4 0 1 0 1 0 0
<b>Felipe Alou, R</b> OBP: 0.483, SLG: 0.857 (1, 9)		0-0 6-3		0-0 F2			0-0 6-3			0-0 4-3		0-0 FC5-4 2-4		5 0 0 0 0 0 2
<b>Jose Pagan, R</b> OBP: 0.143, SLG: 0.143 (1, 6)		0-0 1B			0-0 6-3			0-0 S 1B		0-0 F6		0-0 F7		5 0 2 0 0 0 1
<b>Billy O'Dell, S</b> OBP: 0.200, SLG: 0.200 (8, PH) <b>Harvey Kuenn, R</b> OBP: (9, 5) <b>Ernie Bowman, R</b> OBP: 0.500, SLG: 0.500		0-0 4-3			0-0 G3			0-3 K		0-0 F8		0-0 2-4	0-0 BLK SH1-4 1B	2 0 0 0 0 0 0 1 1 0 0 0 0 1 1 2 0 1 0 0 0 0

Inning Stats	R: 0	H: 1	E: 0	LOB: 2	K: 1	BB: 1	P: 10	R: 0	H: 1	E: 0	LOB: 1	K: 0	BB: 0	P: 4	R: 0	H: 0	E: 0	LOB: 0	K: 1	BB: 0	P: 5	R: 0	H: 1	E: 0	LOB: 1	K: 0	BB: 0	P: 4	R: 0	H: 0	E: 0	LOB: 0	K: 2	BB: 0	P: 7	R: 0	H: 0	E: 0	LOB: 0	K: 0	BB: 0	P: 3	R: 0	H: 0	E: 0	LOB: 0	K: 0	BB: 0	P: 3	R: 1	H: 1	E: 0	LOB: 0	K: 1	BB: 0	P: 6	R: 0	H: 0	E: 0	LOB: 0	K: 0	BB: 0	P: 3	R: 0	H: 0	E: 0	LOB: 2	K: 0	BB: 2	P: 11	R: 0	H: 0	E: 0	LOB: 1	K: 0	BB: 1	P: 6	R: 0	H: 1	E: 0	LOB: 1	K: 1	BB: 0	P: 6	1B: 5	SF: 0	2B: 0	SAC: 2	3B: 0	DP: 0	HR: 1	HBP: 0	WP: 0	PA: 48
<b>Ken Johnson, R</b> ERA: 0.53 (1, 1)	IP: 12.0	WLS: W	BF: 45	H: 5	R: 1	ER: 1	SO: 7	BB: 4	IBB: 0	HBP: 0	BLK: 0	WP: 0	HR: 1	S: 54	P: 70	ERA: 0.75	WHIP: 0.750																																																																													
<b>Don McMahon, R</b> ERA: 6.0 (13, 1)	IP: 1.0	WLS: S	BF: 4	H: 1	R: 0	ER: 0	SO: 1	BB: 0	IBB: 0	HBP: 0	BLK: 1	WP: 0	HR: 0	S: 6	P: 6	ERA: 0.00	WHIP: 1.000																																																																													

**BOTTOM**

**Houston Colt 45's @ San Francisco Giants**  
Candlestick Park, San Francisco, CA

Wed Apr 17 1963, 9:05 PM EST  
Att: 10,190 - Unknown - 50 F

livebaseballscorecards.com

AB 42  
R 1  
H 6  
RBI 1  
BB 4  
SO 8  
LOB 16

Batter	1	2	3	4	5	6	7	8	9	AB R H RBI BB SO LOB	TOP
Al Spangler, L (1, 7) OBP: 0.417, SLG: 0.455	0-3 K		0-0 4-3			0-0 BLK 1B SH2-3 1B		0-0 G3		4 1 1 0 0 1 0	<b>Houston Colt 45's @ San Francisco Giants</b> Candlestick Park, San Francisco, CA Thu Apr 18 1963, 6:33 AM EST Att: 6,462 - Cloudy - 54 F
Johnny Temple, R (1, 4) OBP: 0.200, SLG: 0.111	0-0 1-3		0-0 F4			0-0 SH2-3		0-0 F9		3 0 0 0 0 0 0	
Pete Runnels, L (1, 3) OBP: 0.361, SLG: 0.344	4-0 HR BB		0-0 5-3			0-0 1-3		0-0 F8		3 1 0 0 1 0 1	
Howie Goss, R (1, 8) OBP: 0.350, SLG: 0.450	0-0 1-H HR			0-3 K		0-0 2B 1B		0-3 K		4 1 2 3 0 2 0	
Rusty Staub, L (1, 9) OBP: 0.385, SLG: 0.286	0-0 F8			0-0 1-3		0-0 1-3 2B		4-0 BB		3 0 1 0 1 0 0	
Jim Campbell, R (1, 2) OBP: 0.179, SLG: 0.231		0-0 5-3		0-0 5-3		0-0 F9		0-3 K		4 0 0 0 0 1 3	
Bob Aspromonte, R (1, 5) OBP: 0.205, SLG: 0.167			0-0 4-3		0-0 5-3		0-0 F8		0-0 F2	4 0 0 0 0 0 1	
Bob Lillis, R (1, 6) OBP: 0.207, SLG: 0.179			0-0 BLK 1B		0-0 1-3		0-0 1-3			3 0 1 0 0 0 0	
George Brunet, R (1, 1)			0-0 6-3		0-0 1-3		0-0 F8			1 0 0 0 0 0 1	
Russ Kemmerer, R (3, 1)										1 0 0 0 0 0 0	
Brock Davis, L (7, PH)										1 0 0 0 0 0 0	
Dick Drott, R (7, 1)			1-2							0 0 0 0 0 0 0	
<b>Inning Stats</b>	R: 2 H: 1 E: 0 LOB: 0 K: 1 BB: 1 S: 6 P: 10	R: 0 H: 1 E: 0 LOB: 1 K: 0 BB: 0 S: 4 P: 4	R: 0 H: 0 E: 0 LOB: 0 K: 0 BB: 0 S: 3 P: 3	R: 0 H: 0 E: 0 LOB: 0 K: 1 BB: 0 S: 5 P: 5	R: 0 H: 0 E: 0 LOB: 0 K: 0 BB: 0 S: 3 P: 3	R: 1 H: 3 E: 0 LOB: 2 K: 0 BB: 0 S: 6 P: 6	R: 0 H: 0 E: 0 LOB: 0 K: 0 BB: 0 S: 3 P: 3	R: 0 H: 0 E: 0 LOB: 0 K: 2 BB: 1 S: 7 P: 11	R: 0 H: 0 E: 0 LOB: 1 K: 2 BB: 1 S: 7 P: 11	1B: 3 SF: 0 2B: 1 SAC: 1 3B: 0 DP: 0 HR: 1 HBP: 0	WP: 0 PA: 34 PB: 0 SB: 0 CS: 0
<b>PITCHER</b> Jack Sanford, R (1, 1) ERA: 1.96	IP WLS BF H R ER SO BB IBB HBP BLK WP HR S P ERA WHIP										

AB	31
R	3
H	5
RBI	3
BB	2
SO	4
LOB	6



WP: 0	PA: 34
PB: 0	
SB: 0	
CS: 0	



Batter	1	2	3	4	5	6	7	8	9	AB	R	H	RBI	BB	SO	LOB
Jim Davenport, R (1, 5) OBP: 0.152, SLG: 0.125	0-3 K (1) S S	0-3 K (3)		0-0 4-3 (2)		0-0 F9 (2)		0-0 F5 (2)		5	0	0	0	0	2	3
Chuck Hiller, L (1, 4) OBP: 0.211, SLG: 0.143	0-0 F7 (2)		0-0 F2 (1) X	0-0 G3 (3)		0-0 4-1 (3)		0-0 F7 (3)		5	0	0	0	0	0	1
Willie Mays, R (1, 8) OBP: 0.432, SLG: 0.517	0-0 6-3 (3)		0-0 2B 1B		0-0 BLK 2B		0-0 1B BLK 1B			4	2	3	0	0	0	0
Willie McCovey, L (1, 7) OBP: 0.543, SLG: 0.862		0-0 2B 1B 1B	0-0 1B 2B (2)		4-0 3-1 BLK 2B BB		0-0 1B BLK 1B			3	3	3	0	1	0	0
Orlando Cepeda, R (1, 3) OBP: 0.429, SLG: 0.656		0-0 1B 2B	4-0 1B BB		0-0 3-1 (1)		0-0 P4 (1)			3	1	1	0	1	0	3
Felipe Alou, R (1, 9) OBP: 0.515, SLG: 0.875		0-0 F9 (1) X	0-0 1B		0-0 FC1-5 2B		0-0 1B			4	0	3	2	0	0	2
Tom Haller, L (1, 2) OBP: 0.286, SLG: 0.179		4-0 1-3 1B BB	0-0 F8 (3)		0-0 FC1-5 WP 2B		0-0 F5 (2)			3	0	0	0	1	0	5
Jose Pagan, R (1, 6) OBP: 0.188, SLG: 0.188		0-0 1-3 1B		0-0 WP S 1B		0-0 P3 (3)		0-0 F3 (3)		4	0	2	2	0	0	3
Jack Sanford, R (1, 1) OBP: 0.364, SLG: 0.600		0-0 1-3 (2)		0-0 B3 (1)		0-0 1-3 (1)		0-3 K (1)		4	0	0	0	0	1	3

Inning Stats	R: 0	H: 0	E: 0	K: 1	S: 5	LOB: 0	BB: 0	P: 5
	R: 2	H: 3	E: 0	K: 1	S: 8	LOB: 2	BB: 1	P: 12
	R: 1	H: 3	E: 0	K: 0	S: 5	LOB: 2	BB: 1	P: 9
	R: 0	H: 1	E: 0	K: 0	S: 4	LOB: 1	BB: 0	P: 4
	R: 2	H: 2	E: 0	K: 0	S: 5	LOB: 1	BB: 1	P: 9
	R: 0	H: 0	E: 0	K: 0	S: 3	LOB: 0	BB: 0	P: 3
	R: 1	H: 3	E: 0	K: 0	S: 6	LOB: 2	BB: 0	P: 6
	R: 0	H: 0	E: 0	K: 1	S: 5	LOB: 0	BB: 0	P: 5

PITCHER	IP	WLS	BF	H	R	ER	SO	BB	IBB	HBP	BLK	WP	HR	S	P	ERA	WHIP
George Brunet, L (1, 1) ERA: 11.57	2.2	L	15	6	3	3	2	2	0	0	0	0	0	17	25	10.12	3.000
Russ Kemmerer, R (3, 1) ERA: 3.0	3.1		14	3	2	2	0	1	0	0	2	2	0	13	17	5.40	1.200
Dick Drott, R (7, 1) ERA: 1.8	2.0		9	3	1	1	1	0	0	0	1	0	0	11	11	4.50	1.500

**BOTTOM**


**Houston Colt 45's @ San Francisco Giants**  
Candlestick Park, San Francisco, CA

Thu Apr 18 1963, 6:33 AM EST  
Att. 6,462 - Cloudy - 54 F

livebaseballscorecards.com

AB	35
R	6
H	12
RBI	4
BB	3
SO	3
LOB	20

WP: 2 PA: 38  
PB: 0 SB: 1  
CS: 0



Batter	1	2	3	4	5	6	7	8	9	AB R H RBI BB SO LOB	TOP																								
Don Landrum, L (1, 8) OBP: 0.360, SLG: 0.318	0-3 K		0-0 S 1B		0-0 6-3			0-0 1B		4 0 2 0 0 1 0																									
Andre Rodgers, R (1, 6) OBP: 0.316, SLG: 0.294	0-0 6-3		0-3 K 1-2			0-3 K		0-0 F9		4 0 0 0 0 2 2																									
Billy Williams, L (1, 7) OBP: 0.316, SLG: 0.242	4-0 CS BB		0-3 K			0-0 F8		0-0 F5		3 0 0 0 1 1 2																									
Ron Santo, R (1, 5) OBP: 0.243, SLG: 0.405	0-0 CS 1-2	0-0 F5		0-0 F3		0-0 F3			0-0 14 F8 2B	4 1 1 0 0 0 0																									
14 Ernie Banks, R (1, 3) OBP: 0.278, SLG: 0.455		4-0 E BB		0-3 K			0-0 5-3		0-0 F8 2-3	3 0 0 0 1 1 1																									
Lou Brock, L (1, 9) OBP: 0.257, SLG: 0.219		0-0 E5 1-2		4-0 BLK BB			0-0 1B		0-0 2B	3 0 2 1 1 0 1																									
Ken Aspromonte, R (1, 4) OBP: 0.130, SLG: 0.182		0-0 P4		0-0 5-3 1-2			0-3 K		0-0 5-3 3-H	4 0 0 0 0 1 5																									
Dick Bertell, R (1, 2) OBP: 0.219, SLG: 0.172		0-3 K			0-0 G3-6 1B		0-0 5-3		0-0 6-3	4 0 1 0 0 1 4																									
Larry Jackson, R (1, 1) OBP: 0.143, SLG: 0.143			0-0 F8		0-0 G3-6 1-2f			0-3 K		2 0 0 0 0 0 1																									
Bob Will, L (8, PH)										1 0 0 0 0 1 0																									
Phil Mudrock, R (8, 1)										0 0 0 0 0 0 0																									
<b>Inning Stats</b>	R: 0 E: 0 K: 1 S: 4 H: 0 LOB: 0 BB: 1 P: 8	R: 0 E: 1 K: 1 S: 6 H: 0 LOB: 2 BB: 1 P: 10	R: 0 E: 0 K: 2 S: 8 H: 1 LOB: 1 BB: 0 P: 8	R: 0 E: 0 K: 1 S: 5 H: 0 LOB: 1 BB: 1 P: 9	R: 0 E: 0 K: 1 S: 3 H: 1 LOB: 0 BB: 0 P: 3	R: 0 E: 0 K: 1 S: 5 H: 0 LOB: 0 BB: 0 P: 5	R: 0 E: 0 K: 1 S: 6 H: 1 LOB: 1 BB: 0 P: 6	R: 0 E: 0 K: 1 S: 6 H: 1 LOB: 1 BB: 0 P: 6	R: 1 E: 0 K: 0 S: 5 H: 2 LOB: 1 BB: 0 P: 5	1B: 4 2B: 2 3B: 0 HR: 0 SF: 0 SAC: 0 DP: 1 HBP: 0	WP: 0 PB: 0 SB: 1 CS: 1 PA: 36																								
<b>PITCHER</b> Juan Marichal, R (1, 1) ERA: 3.94	IP 9.0	WLS W	BF 35	H 6	R 1	ER 1	SO 8	BB 3	IBB 0	HBP 0	BLK 1	WP 0	HR 0	S 48	P 60	ERA 1.00	WHIP 1.000	<b>PITCHER</b>	IP 9.0	WLS W	BF 35	H 6	R 1	ER 1	SO 8	BB 3	IBB 0	HBP 0	BLK 1	WP 0	HR 0	S 48	P 60	ERA 1.00	WHIP 1.000

Chicago Cubs @ San Francisco Giants  
Candlestick Park, San Francisco, CA

Fri Apr 19 1963, 9:05 PM EST  
Att. 11,838 - Unknown

AB	32
R	1
H	6
RBI	1
BB	3
SO	8
LOB	16



Batter	1	2	3	4	5	6	7	8	9	AB	R	H	RBI	BB	SO	LOB
Chuck Hiller, L OBP: 0.195, SLG: 0.132 (1, 4)	F7		F7		SH3		G3			3	0	0	0	0	0	2
Jim Davenport, R OBP: 0.162, SLG: 0.171 (1, 5)	F8			K	SF8			6-3 1B 2B		3	1	1	1	0	1	0
Willie Mays, R OBP: 0.415, SLG: 0.576 (1, 8)	5-3			HR	K			6-3 2-3		4	1	1	1	0	1	1
Willie McCovey, L OBP: 0.538, SLG: 0.818 (1, 7)		K		1B FC6-4 1B		K		BLK 1B		4	1	2	1	0	2	0
Orlando Cepeda, R OBP: 0.410, SLG: 0.611 (1, 3)		1-3		1B FC6-4		F9		5-3 1-2		4	0	1	0	0	0	1
Felipe Alou, R OBP: 0.459, SLG: 0.778 (1, 9)			K	1B FC6-4 1B		K		4-3		4	1	0	1	0	2	2
Tom Haller, L OBP: 0.316, SLG: 0.226 (1, 2)				1B FC5-6			F5			3	0	2	1	0	0	0
Jose Pagan, R OBP: 0.171, SLG: 0.171 (1, 6)				1B FC5-6 FC1-6				6-3		3	0	0	0	0	0	2
Juan Marichal, R OBP: 0.600, SLG: 0.800 (1, 1)				2B SH3 SF8				1B		3	1	2	0	0	0	1

Inning Stats	R: 0	H: 0	E: 0	K: 0	S: 3	R: 0	H: 0	E: 0	K: 2	S: 7	R: 0	H: 1	E: 0	K: 0	S: 4	R: 3	H: 4	E: 0	K: 1	S: 9	R: 1	H: 1	E: 0	K: 1	S: 6	R: 0	H: 0	E: 0	K: 2	S: 7	R: 0	H: 1	E: 0	K: 0	S: 4	R: 1	H: 2	E: 0	K: 0	S: 5
	LOB: 0	BB: 0	P: 3	LOB: 0	BB: 0	P: 7	LOB: 1	BB: 0	P: 4	LOB: 1	BB: 0	P: 6	LOB: 0	BB: 0	P: 6	LOB: 0	BB: 0	P: 7	LOB: 1	BB: 0	P: 4	LOB: 1	BB: 0	P: 5	LOB: 1	BB: 0	P: 5	LOB: 1	BB: 0	P: 5	LOB: 1	BB: 0	P: 5	LOB: 1	BB: 0	P: 5	LOB: 1	BB: 0	P: 5	

PITCHER	IP	WLS	BF	H	R	ER	SO	BB	IBB	HBP	BLK	WP	HR	S	P	ERA	WHIP
Larry Jackson, R ERA: 2.38 (1, 1)	7.0	L	28	7	4	4	6	0	0	0	0	0	1	40	40	5.14	1.000
Phil Mudrock, R ERA: 9.0 (8, 1)	1.0		5	2	1	1	0	0	0	0	1	0	0	5	5	9.00	2.000


**BOTTOM**

**Chicago Cubs @ San Francisco Giants**  
Candlestick Park, San Francisco, CA

Fri Apr 19 1963, 9:05 PM EST  
Att. 11,838 - Unknown

livebaseballscorecards.com

<b>AB</b>	<b>31</b>
<b>R</b>	<b>5</b>
<b>H</b>	<b>9</b>
<b>RBI</b>	<b>5</b>
<b>BB</b>	<b>0</b>
<b>SO</b>	<b>6</b>
<b>LOB</b>	<b>9</b>



<b>WP:</b> 0	<b>PA:</b> 33
<b>PB:</b> 0	
<b>SB:</b> 0	
<b>CS:</b> 0	

Batter	1	2	3	4	5	6	7	8	9	AB R H RBI BB SO LOB	TOP											
Lou Brock, L (1, 9) OBP: 0.275, SLG: 0.243	0-3 K		0-0 G3 SH 5-3 1B	0-0 G3		0-0 F8		0-0 1B		5 1 2 0 0 1 1												
Andre Rodgers, R (1, 6) OBP: 0.310, SLG: 0.270	0-0 4-3		0-0 SH 5-3 1-2 G3		4-0 1B 1B BB	0-0 F3		0-0 5-3		3 1 0 0 1 0 1												
Billy Williams, L (1, 7) OBP: 0.302, SLG: 0.237	0-0 F7		0-0 G3		0-0 1B 14 E 1B	0-0 3-1			0-0 4-3	5 1 1 0 0 0 2												
Ron Santo, R (1, 5) OBP: 0.238, SLG: 0.381		0-0 E4 BB 1B	0-0 5-3		0-0 14 FC6-4 1B	0-0 F7			0-0 F8	5 0 1 2 0 0 1												
14 Ernie Banks, R (1, 3) OBP: 0.244, SLG: 0.395		0-0 P4	0-0 F8		0-0 FC6-4 BLK 1-2 2-H	0-0 P4			0-0 6-3	5 0 0 0 0 0 3												
Nelson Mathews, R (1, 8) OBP: 0.250, SLG: 0.250		0-0 BB 1-2 1B		0-0 2B 1B		0-0 K				4 1 3 0 0 1 1												
Ken Aspromonte, R (1, 4) OBP: 0.185, SLG: 0.240		0-0 F7		0-0 1-H 2B		4-0 BLK BB				3 0 1 1 1 1 3												
Ken Hubbs, R (7, 4) OBP: 0.400, SLG: 0.333						0-3 K 1-2				0 0 0 0 0 0 0												
Dick Bertell, R (1, 2) OBP: 0.250, SLG: 0.161		4-0 BB 1-2 2-3		0-3 K		4-0 1-2 2-3 IBB			0-0 F7	2 0 0 0 2 1 1												
Bob Buhl, R (1, 1)		0-0 5-3		0-0 6-3		0-3 K			0-3 K	4 0 0 0 0 2 7												
Lindy McDaniel, R (9, 1)										0 0 0 0 0 0 0												
<b>Inning Stats</b>	R: 0 E: 0 K: 1 S: 5	H: 0 LOB: 0 BB: 0 P: 5	R: 0 E: 1 K: 0 S: 5	H: 1 LOB: 3 BB: 1 P: 9	R: 1 E: 1 K: 0 S: 5	H: 1 LOB: 1 BB: 0 P: 5	R: 1 E: 0 K: 1 S: 7	H: 2 LOB: 1 BB: 0 P: 7	R: 2 E: 1 K: 2 S: 9	H: 2 LOB: 3 BB: 3 P: 21	R: 0 E: 0 K: 0 S: 3	H: 0 LOB: 0 BB: 0 P: 3	R: 0 E: 0 K: 1 S: 6	H: 1 LOB: 1 BB: 0 P: 6	R: 0 E: 0 K: 1 S: 6	H: 1 LOB: 1 BB: 0 P: 6	R: 0 E: 0 K: 0 S: 3	H: 0 LOB: 0 BB: 0 P: 3	1B: 7 2B: 1 3B: 0 HR: 0	SF: 0 SAC: 1 DP: 0 HBP: 0	WP: 0 PB: 0 SB: 1 CS: 0	PA: 41
<b>PITCHER</b>	IP WLS BF H R ER SO BB IBB HBP BLK WP HR S P ERA WHIP																					
Billy Pierce, L (1, 1) ERA: 2.08	4.0 L 21 5 4 3 2 2 0 0 0 0 0 0 0 23 31 6.75 1.750																					
Gaylord Perry, R (5, 1) ERA: 1.5	2.0 9 1 0 0 2 1 1 0 1 0 0 0 11 19 0.00 1.000																					
John Pregoner, R (7, 1) ERA:	2.0 8 2 0 0 2 0 0 0 0 0 0 0 12 12 0.00 1.000																					
Jim Duffalo, R (9, 1) ERA:	1.0 3 0 0 0 0 0 0 0 0 0 0 0 3 3 0.00 0.000																					

Chicago Cubs @ San Francisco Giants  
Candlestick Park, San Francisco, CA

Sat Apr 20 1963, 6:33 AM EST  
Att: 10,868 - Cloudy

livebaseballscorecards.com

AB	36
R	4
H	8
RBI	3
BB	4
SO	6
LOB	20




Batter	1	2	3	4	5	6	7	8	9	AB	R	H	RBI	BB	SO	LOB
<b>Chuck Hiller, L</b> OBP: 0.178, SLG: 0.119 (1, 4)	0-0 3-1		0-0 P6			0-0 G3		0-0 4-3		4	0	0	0	0	0	2
<b>Jim Davenport, R</b> OBP: 0.195, SLG: 0.184 (1, 5)	4-0 BB			0-0 5-3		0-0 F9			0-0 BLK 1B	3	0	1	0	1	0	2
<b>Willie Mays, R</b> OBP: 0.378, SLG: 0.514 (1, 8)	0-3 K			0-3 K			0-0 F5		0-0 F8	4	0	0	0	0	2	2
<b>Willie McCovey, L</b> OBP: 0.512, SLG: 0.750 (1, 7)	0-3 K			0-0 F9			4-0 BB		0-3 K	3	0	0	0	1	2	2
<b>Orlando Cepeda, R</b> OBP: 0.372, SLG: 0.550 (1, 3)		0-0 E4 FC4-6			0-0 F2			0-0 F8	0-3 K	4	0	0	0	0	1	2
<b>Felipe Alou, R</b> OBP: 0.425, SLG: 0.718 (1, 9)		0-0 F8			0-0 P6			0-0 F7		3	0	0	0	0	0	2
<b>Tom Haller, L</b> OBP: 0.293, SLG: 0.206 (1, 2)		0-0 FC4-6 CS			0-0 4-3			0-0 F8		3	0	0	0	0	0	1
<b>Jose Pagan, R</b> OBP: 0.184, SLG: 0.184 (1, 6)		0-0 CS	0-0 5-3			0-0 F9		0-0 1B		3	0	1	0	0	0	0
<b>Billy Pierce, L</b> (1, 1)			0-0 1-3			0-0 G3 1B		0-0 F8		1	0	0	0	0	0	0
<b>Gaylord Perry, R</b> (5, 1)										0	0	0	0	0	0	0
<b>Matty Alou, L</b> OBP: 0.500, SLG: 0.500 (6, PH)										0	0	1	0	0	0	0
<b>Billy O'Dell, S</b> OBP: 0.200, SLG: 0.200 (6, PR)										0	0	0	0	0	0	0
<b>John Pregenzer, R</b> (7, 1)										0	0	0	0	0	0	0
<b>Joey Amalfitano, R</b> (8, PH)										1	0	0	0	0	0	1
<b>Jim Duffalo, R</b> (9, 1)										0	0	0	0	0	0	0

Inning Stats	R: 0	H: 0	E: 0	K: 2	S: 7	LOB: 1	BB: 1	P: 11	R: 0	H: 0	E: 1	K: 0	S: 3	LOB: 0	BB: 0	P: 3	R: 0	H: 0	E: 0	K: 1	S: 5	LOB: 0	BB: 0	P: 3	R: 0	H: 0	E: 0	K: 0	S: 3	LOB: 0	BB: 0	P: 3	R: 0	H: 1	E: 0	K: 0	S: 4	LOB: 2	BB: 0	P: 4	R: 0	H: 0	E: 0	K: 0	S: 3	LOB: 1	BB: 1	P: 7	R: 0	H: 1	E: 0	K: 0	S: 4	LOB: 1	BB: 0	P: 4	R: 0	H: 1	E: 0	K: 2	S: 8	LOB: 1	BB: 0	P: 8	1B: 3	SF: 0	2B: 0	SAC: 0	3B: 0	DP: 0	HR: 0	HBP: 0	WP: 0	PA: 33	ERA: 0.00	WHIP: 0.500	ERA: 0.36	WHIP: 1.000
--------------	------	------	------	------	------	--------	-------	-------	------	------	------	------	------	--------	-------	------	------	------	------	------	------	--------	-------	------	------	------	------	------	------	--------	-------	------	------	------	------	------	------	--------	-------	------	------	------	------	------	------	--------	-------	------	------	------	------	------	------	--------	-------	------	------	------	------	------	------	--------	-------	------	-------	-------	-------	--------	-------	-------	-------	--------	-------	--------	-----------	-------------	-----------	-------------

**Chicago Cubs @ San Francisco Giants**  
Candlestick Park, San Francisco, CA  
Sat Apr 20 1963, 6:33 AM EST  
Att: 10,868 - Cloudy

**AB 30**  
**R 0**  
**H 3**  
**RBI 0**  
**BB 2**  
**SO 5**  
**LOB 14**



Batter	1	2	3	4	5	6	7	8	9	AB R H RBI BB SO LOB	TOP											
Don Landrum, L (1, 8) OBP: 0.333, SLG: 0.296	0-3 K		0-0 5-3	0-0 1-3		0-0 1-3			0-0 G6-4-3 1B	5 0 1 0 0 1 1												
Andre Rodgers, R (1, 6) OBP: 0.319, SLG: 0.250	0-0 5-3		1-0 2B HBP		0-0 4-3		4-0 CS BB		0-0 G6-4-3 1-2f	3 1 0 0 1 0 1												
Billy Williams, L (1, 7) OBP: 0.298, SLG: 0.262	0-0 F7		0-0 F8 14 1B 2B		0-0 F9		0-0 F8			4 1 1 1 0 0 1												
Ron Santo, R (1, 5) OBP: 0.239, SLG: 0.370		0-0 F8	0-0 F8		0-0 E6 14 1B		0-3 K 1-2			4 0 1 0 0 1 2												
14 Ernie Banks, R (1, 3) OBP: 0.244, SLG: 0.381		0-0 1-3	0-0 1B		0-0 E6 1-2		0-0 6-3			4 0 1 1 0 0 1												
Lou Brock, L (1, 9) OBP: 0.295, SLG: 0.317		0-0 1B 3B	0-3 K		0-0 F8		0-0 CS 1B			4 1 2 0 0 1 3												
Ken Hubbs, R (1, 4) OBP: 0.500, SLG: 0.692		0-0 E 1B		0-0 HR		0-0 F9		0-0 S 1B		4 1 3 2 0 0 0												
Dick Bertell, R (1, 2) OBP: 0.256, SLG: 0.176		0-0 E6		0-0 4-3		0-0 SH2-4 1B		0-3 K		3 0 1 0 0 0 1												
Cuno Barragan, R (7, 2)		0-0 1-3						1-2 K		1 0 0 0 0 1 1												
Dick Ellsworth, L (1, 1) OBP: 0.125, SLG: 0.125		0-0 G3		0-0 G1		0-0 SH2-4			0-0 5-3	2 0 0 0 0 0 2												
Barney Schultz, R (7, 1)										1 0 0 0 0 0 0												
<b>Inning Stats</b>	R: 0 E: 0 K: 1 S: 5	H: 0 LOB: 0 BB: 0 P: 5	R: 1 E: 1 K: 0 S: 6	H: 2 LOB: 2 BB: 0 P: 6	R: 2 E: 0 K: 1 S: 7	H: 2 LOB: 1 BB: 0 P: 8	R: 1 E: 0 K: 0 S: 4	H: 1 LOB: 0 BB: 0 P: 4	R: 0 E: 1 K: 0 S: 5	H: 1 LOB: 2 BB: 0 P: 5	R: 0 E: 0 K: 0 S: 4	H: 1 LOB: 1 BB: 0 P: 4	R: 0 E: 0 K: 1 S: 4	H: 0 LOB: 0 BB: 1 P: 8	R: 0 E: 0 K: 1 S: 6	H: 2 LOB: 1 BB: 0 P: 6	R: 0 E: 0 K: 0 S: 3	H: 1 LOB: 0 BB: 0 P: 3	1B: 7 2B: 1 3B: 1 HR: 1	SF: 0 SAC: 1 DP: 1 HBP: 1	WP: 0 PB: 0 SB: 1 CS: 2	PA: 38
<b>PITCHER</b>	IP WLS BF H R ER SO BB IBB HBP BLK WP HR S P ERA WHIP																					
Jack Fisher, R (1, 1) ERA: 3.38	4.2 L 23 6 4 4 2 0 0 1 0 0 0 1 26 27 7.71 1.286																					
Jim Constable, L (5, 1) ERA:	1.1 5 1 0 0 0 0 0 0 0 0 0 0 5 5 0.00 0.750																					
Jim Duffalo, R (7, 1) ERA:	3.0 10 3 0 0 0 2 1 0 0 0 0 0 13 17 0.00 1.333																					

Chicago Cubs @ San Francisco Giants  
 Candlestick Park, San Francisco, CA  
 Sun Apr 21 1963, 6:33 AM EST  
 Cloudy

AB	35
R	4
H	10
RBI	4
BB	1
SO	4
LOB	13



WP: 0	PA: 38
-------	--------

Batter	1	2	3	4	5	6	7	8	9	AB R H RBI BB SO LOB
Harvey Kuenn, R (1, 7) OBP: 0.286, SLG: 0.167	0-3 K		0-0 1B		4-0 BB		0-0 P5		0-3 K	4 0 1 0 1 2 1
Joey Amalfitano, R (1, 4) Chuck Hiller, L (7, PH) OBP: 0.174, SLG: 0.116	0-0 5-3		0-0 E5		0-0 2-3		0-0 F9			3 0 0 0 0 0 2 1 0 0 0 0 0 0
Willie Mays, R (1, 8) OBP: 0.367, SLG: 0.512	0-0 2B		0-0 5-3		0-0 P6		0-0 5-3			4 0 1 0 0 0 3
Orlando Cepeda, R (1, 3) OBP: 0.383, SLG: 0.535	0-0 4-3			0-0 4-3		0-0 1B E 1B		4-0 BB G6-4-3		3 1 1 0 1 0 1
Felipe Alou, R (1, 9) OBP: 0.409, SLG: 0.674		0-0 1-3		0-3 K		0-0 1B E 1B		0-0 G6-4-3 1-2f		4 0 1 0 0 1 1
Jim Davenport, R (1, 5) OBP: 0.200, SLG: 0.171		0-0 F7		4-0 BB		0-3 K		0-0 F7		3 0 0 0 1 1 2
Jose Pagan, R (1, 6) OBP: 0.190, SLG: 0.190		0-0 1B CS 1B		0-0 5-3		0-0 E5 1-3 2-H		0-0 5-3		4 0 1 0 0 0 2
Tom Haller, L (1, 2) OBP: 0.311, SLG: 0.216		0-0 1B			0-0 P5	0-0 F5		4-0 1-3 BLK BB		3 0 1 0 1 0 2
Jack Fisher, R (1, 1) Jim Constable, S (5, 1) Jose Cardenal, R (6, PH) Jim Duffalo, R (7, 1) Jimmie Coker, R (9, PH)		0-0 CS	0-0 9-3		4-0 BB BB	0-0 4-3		0-0 1-3		1 0 0 0 0 0 0 0 0 0 0 1 0 0 1 0 0 0 0 0 2 0 0 0 0 0 0 0 1 0 0 0 0 0 1

Inning Stats	R: 0	H: 1	E: 0	LOB: 1	K: 1	S: 6	P: 6	R: 0	H: 2	E: 0	LOB: 1	K: 0	BB: 0	S: 4	P: 4	R: 0	H: 0	E: 0	LOB: 1	K: 1	BB: 1	S: 5	P: 9	R: 0	H: 0	E: 0	LOB: 0	K: 0	BB: 0	S: 3	P: 3	R: 1	H: 2	E: 1	LOB: 2	K: 1	BB: 0	S: 8	P: 8	R: 0	H: 0	E: 0	LOB: 0	K: 0	BB: 0	S: 3	P: 3	R: 0	H: 0	E: 0	LOB: 0	K: 0	BB: 1	S: 2	P: 6	R: 0	H: 0	E: 0	LOB: 1	K: 1	BB: 1	S: 5	P: 9	1B: 5	SF: 0	2B: 1	SAC: 0	3B: 0	DP: 1	HR: 0	HBP: 0	WP: 0	PA: 38
--------------	------	------	------	--------	------	------	------	------	------	------	--------	------	-------	------	------	------	------	------	--------	------	-------	------	------	------	------	------	--------	------	-------	------	------	------	------	------	--------	------	-------	------	------	------	------	------	--------	------	-------	------	------	------	------	------	--------	------	-------	------	------	------	------	------	--------	------	-------	------	------	-------	-------	-------	--------	-------	-------	-------	--------	-------	--------


PITCHER	IP	WLS	BF	H	R	ER	SO	BB	IBB	HBP	BLK	WP	HR	S	P	ERA	WHIP
Dick Ellsworth, L (1, 1) ERA: 0.36	6.0	W	27	6	1	0	3	3	0	0	0	0	0	30	42	0.00	1.500
Barney Schultz, R (7, 1) ERA: 3.38	3.0	S	10	0	0	0	1	2	0	0	1	0	0	10	18	0.00	0.667

**BOTTOM**

**Chicago Cubs @ San Francisco Giants**  
Candlestick Park, San Francisco, CA

Sun Apr 21 1963, 6:33 AM EST  
Cloudy

AB	32
R	1
H	6
RBI	0
BB	5
SO	4
LOB	17



Batter	1	2	3	4	5	6	7	8	9	AB R H RBI BB SO LOB	TOP																					
Lou Brock, L (1, 9) OBP: 0.292, SLG: 0.311	0-3 K		0-0 2B 1B		0-0 4-3			0-0 L5		4 1 1 0 0 1 1																						
Andre Rodgers, R (1, 6) OBP: 0.314, SLG: 0.273	0-0 4-3		0-0 2B		0-3 K			0-0 5-3		4 0 1 2 0 1 1																						
Billy Williams, L (1, 7) OBP: 0.275, SLG: 0.239	0-0 4-3		0-0 5-3				0-0 F9		0-0 4-3	4 0 0 0 0 0 1																						
Ron Santo, R (1, 5) OBP: 0.240, SLG: 0.360		0-0 P6		0-0 14 CS 1B		0-3 K		0-0 5-3		4 0 1 0 0 1 0																						
14 Ernie Banks, R (1, 3) OBP: 0.245, SLG: 0.356		0-0 1-3		4-0 FC6-4 BB		0-0 F7		0-0 4-3		3 0 0 0 1 0 0																						
Nelson Mathews, R (1, 8) OBP: 0.211, SLG: 0.211		0-0 F7		0-0 F9			0-3 K			3 0 0 0 0 1 1																						
Ken Hubbs, R (1, 4) OBP: 0.471, SLG: 0.625			0-0 G5-4-3 1B		0-0 FC6-4		0-0 P4			3 0 1 0 0 0 1																						
Jimmie Schaffer, R (1, 2) OBP: 0.333, SLG: 0.333			0-0 G5-4-3		0-0 4-3 SH2-4 1B		0-0 F9			3 0 1 0 0 0 1																						
Cal Koonce, R (1, 1) OBP: 1.000, SLG: 1.000			0-0 1B		0-0 SH2-4			0-0 P3		1 1 1 0 0 0 0																						
Paul Toth, R (5, 1)			0-0 2B 1B							0 0 0 0 0 0 0																						
Ken Aspromonte, R (8, PH) OBP: 0.179, SLG: 0.231										1 0 0 0 0 0 0																						
Don Elston, R (8, 1)										0 0 0 0 0 0 0																						
<b>Inning Stats</b>	R: 0 E: 0 K: 1 S: 5	H: 0 LOB: 0 BB: 0 P: 5	R: 0 E: 0 K: 0 S: 3	H: 0 LOB: 0 BB: 0 P: 3	R: 2 E: 0 K: 0 S: 6	H: 4 LOB: 1 BB: 0 P: 6	R: 0 E: 0 K: 0 S: 3	H: 1 LOB: 1 BB: 1 P: 7	R: 0 E: 0 K: 1 S: 6	H: 1 LOB: 1 BB: 0 P: 6	R: 0 E: 0 K: 1 S: 5	H: 0 LOB: 0 BB: 0 P: 5	R: 0 E: 0 K: 1 S: 5	H: 0 LOB: 0 BB: 0 P: 5	R: 0 E: 0 K: 0 S: 3	H: 0 LOB: 0 BB: 0 P: 3	R: 0 E: 0 K: 0 S: 3	H: 0 LOB: 0 BB: 0 P: 3	1B: 5 2B: 1 3B: 0 HR: 0	SF: 0 SAC: 1 DP: 1 HBP: 0	WP: 0 PB: 0 SB: 0 CS: 1	PA: 32										
<b>PITCHER</b> Billy O'Dell, L (1, 1) ERA: 1.04	IP 9.0	WLS W	BF 32	H 6	R 2	ER 2	SO 4	BB 1	IBB 0	HBP 0	BLK 0	WP 0	HR 0	S 39	P 43	ERA 2.00	WHIP 0.778															
											<b>PITCHER</b>	IP	WLS	BF	H	R	ER	SO	BB	IBB	HBP	BLK	WP	HR	S	P	ERA	WHIP				

Chicago Cubs @ San Francisco Giants  
 Candlestick Park, San Francisco, CA  
 Sun Apr 21 1963, 6:38 AM EST  
 Att: 39,074 - Unknown

livebaseballscorecards.com

AB	30
R	2
H	6
RBI	2
BB	1
SO	4
LOB	6







Batter	1	2	3	4	5	6	7	8	9	AB R H RBI BB SO LOB	TOP											
<b>Eddie Kasko, R</b> (1, 5) OBP: 0.333, SLG: 0.294	0-3 K		0-0 1-3		0-0 6-3			4-0 HR	0-0 SH1-4 1B	4 2 1 0 1 1 0												
<b>Don Blasingame, L</b> (1, 4) OBP: 0.313, SLG: 0.231 <b>Jerry Lynch, L</b> (8, PH) OBP: 0.286, SLG: 0.667 <b>Jim Brosnan, R</b> (8, 1) <b>Bill Henry, L</b> (8, 1)	4-0 BLK BB			0-3 K		0-0 F6		0-0 HR	0-0 SH1-4	2 0 0 0 1 1 0 1 1 1 2 0 0 0 0 0 0 0 0 0 0 0 0 0 0 0 0 0												
<b>Gordy Coleman, L</b> (1, 3) OBP: 0.405, SLG: 0.615	0-3 K			0-0 1B		0-0 F8		0-0 HR	0-0 1B	5 1 3 1 0 1 1												
<b>Frank Robinson, R</b> (1, 7) OBP: 0.432, SLG: 0.641	0-0 F8			0-0 P5		0-0 F2		0-0 HR	0-3 K	5 1 1 2 0 1 3												
<b>Johnny Edwards, L</b> (1, 2) OBP: 0.463, SLG: 0.611		0-3 K		0-0 1B			0-0 F8	0-0 2B		4 1 2 0 0 1 0												
<b>Leo Cardenas, R</b> (1, 6) OBP: 0.341, SLG: 0.488		0-0 1-3		0-3 K			0-3 K	0-0 E K 2B		4 0 1 1 0 2 2												
<b>Vada Pinson, L</b> (1, 8) OBP: 0.256, SLG: 0.378		0-0 L6			0-0 F7		0-0 2B	0-0 E6 WP K		4 0 1 0 0 0 1												
<b>Marty Keough, L</b> (1, 9) OBP: 0.200, SLG: 0.316			0-3 K		0-0 HR		0-0 F7	0-3 K		4 1 1 1 0 2 3												
<b>Jim O'Toole, S</b> (1, 1) OBP: 0.100, SLG: 0.100 <b>Jesse Gonder, L</b> (8, PH) <b>Pete Rose, S</b> (8, 4) OBP: 0.310, SLG: 0.217			0-3 K		0-0 L6			0-0 6-3	4-0 CS BB	2 0 0 0 0 1 0 1 0 0 0 0 0 0 0 0 0 0 1 0 0												
<b>Inning Stats</b>	R: 0 E: 0 K: 2 S: 7	H: 0 LOB: 1 BB: 1 P: 11	R: 0 E: 0 K: 1 S: 5	H: 0 LOB: 0 BB: 0 P: 5	R: 0 E: 0 K: 2 S: 7	H: 0 LOB: 0 BB: 0 P: 7	R: 0 E: 0 K: 2 S: 9	H: 2 LOB: 2 BB: 0 P: 9	R: 1 E: 0 K: 0 S: 4	H: 1 LOB: 0 BB: 0 P: 4	R: 0 E: 0 K: 0 S: 3	H: 0 LOB: 0 BB: 0 P: 3	R: 0 E: 0 K: 1 S: 6	H: 1 LOB: 1 BB: 0 P: 6	R: 5 E: 1 K: 1 S: 10	H: 5 LOB: 2 BB: 1 P: 14	R: 1 E: 0 K: 1 S: 6	H: 2 LOB: 1 BB: 1 P: 10	1B: 6 2B: 2 3B: 0 HR: 3	SF: 0 SAC: 1 DP: 0 HBP: 0	WP: 1 PB: 0 SB: 0 CS: 1	PA: 40
<b>PITCHER</b>	IP WLS BF H R ER SO BB IBB HBP BLK WP HR S P ERA WHIP																					
<b>Jack Sanford, R</b> (1, 1) ERA: 2.97	7.1 L 31 7 5 5 8 2 0 0 1 0 3 45 53 6.14 1.227																					
<b>Jim Constable, L</b> (8, 1) ERA: 4.5	0.2 4 2 1 1 1 0 0 0 0 1 0 6 6 13.50 3.000																					
<b>John Pregoner, R</b> (9, 1) ERA: 3.0	1.0 5 2 1 1 1 1 0 0 0 0 0 6 10 9.00 3.000																					

**Cincinnati Reds @ San Francisco Giants**  
**Candlestick Park, San Francisco, CA**  
 Mon Apr 22 1963, 9:05 PM EST  
 Att. 13,431 - Unknown

[livebaseballscorecards.com](http://livebaseballscorecards.com)

<b>AB</b>	36
<b>R</b>	7
<b>H</b>	11
<b>RBI</b>	7
<b>BB</b>	3
<b>SO</b>	10
<b>LOB</b>	10



Batter	1	2	3	4	5	6	7	8	9	AB R H RBI BB SO LOB
Jose Pagan, R (1, 6) OBP: 0.220, SLG: 0.204	0-0 F7		0-0 5-3		0-3 K		0-0 1B		0-0 L4-3	5 0 2 0 0 1 0
Chuck Hiller, L (1, 4) OBP: 0.185, SLG: 0.137 Joey Amalfitano, R (9, PH)	0-0 F7		0-0 BB		0-0 4-3		0-0 1B		0-0 L4-3	4 0 2 0 0 0 0 1 0 0 0 0 0 1
Willie McCovey, L (1, 7) OBP: 0.481, SLG: 0.727	0-0 1B		0-0 F8		0-3 K		0-3 K		0-3 K	5 0 1 0 0 3 4
Willie Mays, R (1, 8) OBP: 0.368, SLG: 0.542	0-0 F7		4-0 BB		0-0 5-3		0-0 F5			3 0 0 0 1 0 4
Orlando Cepeda, R (1, 3) OBP: 0.389, SLG: 0.571		4-0 BB	0-0 F8		0-0 F8			0-0 HR		3 2 1 1 1 0 2
Felipe Alou, R (1, 9) OBP: 0.412, SLG: 0.633		0-0 WP		4-0 S	0-0 F2			0-0 P4		3 1 1 0 1 0 0
Jim Davenport, R (1, 5) OBP: 0.208, SLG: 0.188		0-0 SF9		0-3 K			0-3 K			3 0 1 1 0 2 1
Tom Haller, L (1, 2) OBP: 0.327, SLG: 0.318		0-0 P3		0-0 G4-6-3			0-0 HR			4 1 2 2 0 1 2
Jack Sanford, R (1, 1) OBP: 0.357, SLG: 0.500 Jim Constable, S (8, 1) Ed Bailey, L (8, PH) John Pregonzer, R (9, 1)		0-0 5-3		0-0 G4-6-3			4-0 1B		0-0 4-3	2 0 0 0 1 0 2 0 0 0 0 0 0 0 1 0 0 0 0 0 1 0 0 0 0 0 0 0

Inning Stats	R: 0	H: 1	E: 0	LOB: 1	K: 0	S: 4	P: 4	R: 1	H: 1	E: 0	LOB: 1	K: 0	S: 4	P: 8	R: 0	H: 1	E: 0	LOB: 2	K: 0	S: 4	P: 8	R: 1	H: 1	E: 0	LOB: 0	K: 1	S: 5	P: 9	R: 0	H: 0	E: 0	LOB: 0	K: 2	S: 7	P: 7	R: 0	H: 0	E: 0	LOB: 0	K: 0	S: 3	P: 3	R: 1	H: 3	E: 0	LOB: 3	K: 2	S: 10	P: 14	R: 1	H: 2	E: 0	LOB: 1	K: 1	S: 7	P: 7	R: 0	H: 1	E: 0	LOB: 0	K: 1	S: 5	P: 5	1B: 8	SF: 1	2B: 1	SAC: 0	3B: 0	DP: 2	HR: 2	HBP: 0	WP: 1	PA: 39
PITCHER	IP	WLS	BF	H	R	ER	SO	BB	IBB	HBP	BLK	WP	HR	S	P	ERA	WHIP																																																								
Jim O'Toole, L (1, 1) ERA: 1.97	7.0	W	31	7	3	3	5	4	0	0	0	1	1	37	53	3.86	1.571																																																								
Jim Brosnan, R (8, 1) ERA: 8.1	0.2		4	2	1	1	1	0	0	0	0	0	1	6	6	13.50	3.000																																																								
Bill Henry, L (8, 1) ERA: 9.0	1.1	S	4	1	0	0	1	0	0	0	0	0	0	6	6	0.00	0.750																																																								

**BOTTOM**

**Cincinnati Reds @ San Francisco Giants**  
Candlestick Park, San Francisco, CA

Mon Apr 22 1963, 9:05 PM EST  
Att. 13,431 - Unknown

livebaseballscorecards.com

**AB 34**  
**R 4**  
**H 10**  
**RBI 4**  
**BB 4**  
**SO 7**  
**LOB 17**



Batter	1	2	3	4	5	6	7	8	9	AB R H RBI BB SO LOB	TOP											
Eddie Kasko, R (1, 5) OBP: 0.364, SLG: 0.333	0-0 4-3 1B		0-0 6-3			0-0 5-3		0-0 1B		4 0 2 0 0 0 0	<p>Cincinnati Reds @ San Francisco Giants</p> <p>Candlestick Park, San Francisco, CA</p> <p>Tue Apr 23 1963, 6:33 AM EST Att. 8,914 - Unknown</p>											
Don Blasingame, L (1, 4) OBP: 0.316, SLG: 0.313	0-0 F9		0-0 F9			0-0 2B		0-3 K		3 0 1 0 0 0 1												
Jerry Lynch, L (8, PH) OBP: 0.250, SLG: 0.571										1 0 0 0 0 1 1												
Al Worthington, R (8, 1)										0 0 0 0 0 0 0												
Gordy Coleman, L (1, 3) OBP: 0.370, SLG: 0.558	0-0 4-3 1-2				0-0 G3		0-0 F5		0-0 F8	4 0 0 0 0 0 3												
Frank Robinson, R (1, 7) OBP: 0.417, SLG: 0.595	4-0 BB				0-0 6-3		0-0 5-3		0-0 E7 1B	3 1 0 0 1 0 1												
Johnny Edwards, L (1, 2) OBP: 0.444, SLG: 0.575	0-3 K				0-0 1B		0-0 F5		0-0 P6	4 0 1 0 0 1 3												
Vada Pinson, L (1, 8) OBP: 0.255, SLG: 0.366		0-0 P6			0-0 F8		0-0 4-3		0-0 1B	4 0 1 1 0 0 1												
Leo Cardenas, R (1, 6) OBP: 0.313, SLG: 0.444			0-0 5-3			0-3 K		0-0 P4	0-3 K	4 0 0 0 0 2 1												
Marty Keough, L (1, 9) OBP: 0.167, SLG: 0.261			0-0 F9			0-0 4-1		0-0 F5	0-3 K	4 0 0 0 0 1 1												
Joe Nuxhall, L (1, 1)					0-0 F7			0-0 HR		2 0 0 0 0 0 0												
Jesse Gonder, L (8, PH) OBP: 0.200, SLG: 0.800						0-0 5-3				1 1 1 1 0 0 0												
Pete Rose, S (8, 4) OBP: 0.310, SLG: 0.217										0 0 0 0 0 0 0												
<b>Inning Stats</b>	R: 0 E: 0 K: 1 S: 6	H: 1 LOB: 2 BB: 1 P: 10	R: 0 E: 0 K: 0 S: 3	H: 0 LOB: 0 BB: 0 P: 3	R: 0 E: 0 K: 0 S: 3	H: 0 LOB: 0 BB: 0 P: 3	R: 0 E: 0 K: 0 S: 4	H: 1 LOB: 1 BB: 0 P: 4	R: 0 E: 0 K: 1 S: 5	H: 0 LOB: 0 BB: 0 P: 5	R: 0 E: 0 K: 0 S: 4	H: 1 LOB: 1 BB: 0 P: 4	R: 0 E: 0 K: 0 S: 3	H: 0 LOB: 0 BB: 0 P: 3	R: 1 E: 0 K: 1 S: 7	H: 2 LOB: 1 BB: 0 P: 7	R: 1 E: 1 K: 2 S: 9	H: 1 LOB: 1 BB: 0 P: 9	1B: 4 2B: 1 3B: 0 HR: 1	SF: 0 SAC: 0 DP: 0 HBP: 0	WP: 0 PB: 0 SB: 0 CS: 0	PA: 35
<b>PITCHER</b> Juan Marichal, R (1, 1) ERA: 2.88	IP: 9.0 WLS: W BF: 35 H: 6 R: 2 ER: 1 SO: 5 BB: 1 IBB: 0 HBP: 0 BLK: 0 WP: 0 HR: 1 S: 44 P: 48 ERA: 1.00 WHIP: 0.778											<b>PITCHER</b>	IP: 9.0 WLS: W BF: 35 H: 6 R: 2 ER: 1 SO: 5 BB: 1 IBB: 0 HBP: 0 BLK: 0 WP: 0 HR: 1 S: 44 P: 48 ERA: 1.00 WHIP: 0.778									

AB	34
R	2
H	6
RBI	2
BB	1
SO	5
LOB	12



livebaseballscorecards.com

Batter	1	2	3	4	5	6	7	8	9
Jose Pagan, R OBP: 0.241, SLG: 0.212 (1, 6)	0-0 4-3 1B		0-0 G3 FC1-5 1-2 1B		0-0 6-3 1B		4-0 SH1-3 2B BB		
Chuck Hiller, L OBP: 0.193, SLG: 0.148 (1, 4)	0-0 G4-6-3 1B		0-0 FC1-5 G3 1-2 2-3f		0-0 F8		0-0 SH1-3 1-2		
Willie McCovey, L OBP: 0.464, SLG: 0.708 (1, 7)	0-0 G4-6-3 1-2f		0-0 G3 1-2 2-3		0-3 K		0-0 E 2B		
Willie Mays, R OBP: 0.377, SLG: 0.558 (1, 8)		0-0 1B 2B	0-0 P4		0-0 4-3		0-0 E8 1B		
Orlando Cepeda, R OBP: 0.414, SLG: 0.604 (1, 3)		0-0 F8 2-H 1B		0-0 E7 F9 1B 1B		0-0 BB 2B	0-0 5-3		
Felipe Alou, R OBP: 0.400, SLG: 0.596 (1, 9)		0-0 F8 2-3		0-0 F7		4-0 BB BB	0-0 5-3		
Jim Davenport, R OBP: 0.211, SLG: 0.176 (1, 5)		0-0 P6		0-0 F9 2-3		4-0 BB 1-2 2-3		0-0 F8	
Tom Haller, L OBP: 0.321, SLG: 0.313 (1, 2)		0-3 K		0-0 1B 3-H		0-3 K		0-0 G3	
Juan Marichal, R OBP: 0.444, SLG: 0.556 (1, 1)			0-0 FC1-5 1B 1B		0-3 K		0-0 F4	0-0 P3	

Inning Stats	R: 0 E: 0 K: 0 S: 3	H: 1 LOB: 0 BB: 0 P: 3	R: 1 E: 0 K: 1 S: 7	H: 2 LOB: 1 BB: 0 P: 7	R: 0 E: 0 K: 0 S: 5	H: 2 LOB: 2 BB: 0 P: 5	R: 1 E: 1 K: 1 S: 7	H: 2 LOB: 1 BB: 0 P: 7	R: 0 E: 0 K: 1 S: 5	H: 0 LOB: 0 BB: 0 P: 5	R: 0 E: 0 K: 1 S: 6	H: 1 LOB: 3 BB: 2 P: 14	R: 2 E: 1 K: 0 S: 5	H: 2 LOB: 1 BB: 1 P: 9	R: 0 E: 0 K: 0 S: 3	H: 0 LOB: 0 BB: 0 P: 3
--------------	------------------------------	---------------------------------	------------------------------	---------------------------------	------------------------------	---------------------------------	------------------------------	---------------------------------	------------------------------	---------------------------------	------------------------------	----------------------------------	------------------------------	---------------------------------	------------------------------	---------------------------------

AB	R	H	RBI	BB	SO	LOB
3	1	1	0	1	0	0
3	0	1	0	0	0	2
4	1	1	1	0	1	3
4	1	2	1	0	0	2
4	1	3	1	0	0	1
3	0	0	0	1	0	3
3	0	0	0	1	0	2
4	0	1	1	0	2	4
4	0	1	0	0	1	4


PITCHER	IP	WLS	BF	H	R	ER	SO	BB	IBB	HBP	BLK	WP	HR	S	P	ERA	WHIP
Joe Nuxhall, L ERA: 2.45 (1, 1)	7.0	L	33	10	4	3	4	3	0	0	0	0	0	38	50	3.86	1.857
Al Worthington, R ERA: 13.5 (8, 1)	1.0		3	0	0	0	0	0	0	0	0	0	0	3	3	0.00	0.000

**BOTTOM**

**Cincinnati Reds @ San Francisco Giants**  
Candlestick Park, San Francisco, CA

Tue Apr 23 1963, 6:33 AM EST  
Att. 8,914 - Unknown

AB	32
R	4
H	10
RBI	4
BB	3
SO	4
LOB	21



1B: 7	SF: 0	WP: 0	PA: 36
2B: 3	SAC: 1	PB: 0	
3B: 0	DP: 1	SB: 0	
HR: 0	HBP: 0	CS: 0	

Batter	1	2	3	4	5	6	7	8	9	AB R H RBI BB SO LOB	TOP									
<b>Curt Flood, R</b> OBP: 0.315, SLG: 0.328 (1, 8) X	0-0 F7			X 0-0 F9		B B B 4-0 2B BB	X 0-0 F8		0-3 K	4 1 0 0 1 1 1										
<b>Dick Groat, R</b> OBP: 0.464, SLG: 0.610 (1, 6) S S S	0-3 K			0-3 K		X 0-0 1B 2B	X 0-0 1B			4 1 2 2 0 2 0										
<b>Bill White, L</b> OBP: 0.418, SLG: 0.500 (1, 3) X	0-0 P6			X 0-0 1B		X 0-0 2H 1B	X 0-0 4-3			4 1 2 1 0 0 1										
<b>Ken Boyer, R</b> OBP: 0.353, SLG: 0.333 (1, 5) X		0-0 6-3		0-3 K		4-0 1B IBB		X 0-0 F3		3 0 0 0 1 1 1										
<b>George Altman, L</b> OBP: 0.400, SLG: 0.518 (1, 9) X		0-0 F7			X 0-0 4-3	X 0-0 1-3 2-H 1B		X 0-0 F8		4 0 1 1 0 0 0										
<b>Charlie James, R</b> OBP: 0.235, SLG: 0.324 (1, 7) X		0-0 F7			X 0-0 F9	X 0-0 F8		X 0-0 P6		4 0 0 0 0 0 2										
<b>Gene Oliver, R</b> OBP: 0.320, SLG: 0.350 (1, 2) X			0-0 1-3		X 0-0 F9	4-0 1-2 FC6 IBB			0-0 4-3	2 0 0 0 0 0 0 1 0 0 0 1 0 0										
<b>Carl Sawatski, L</b> OBP: 0.424, SLG: 0.655 (6, PH) (6, 2)																				
<b>Julian Javier, R</b> OBP: 0.241, SLG: 0.296 (1, 4) X			0-0 F8			SH1-4 2B 1B			0-0 1-3	4 1 1 0 0 0 3										
<b>Curt Simmons, L</b> OBP: 0.182, SLG: 0.182 (1, 1) X			0-0 F2			FC6 1-2			0-0 1B	3 0 1 0 0 0 0										
<b>Inning Stats</b>	R: 0 E: 0 K: 1 S: 5	H: 0 LOB: 0 BB: 0 P: 5	R: 0 E: 0 K: 0 S: 3	H: 0 LOB: 0 BB: 0 P: 3	R: 0 E: 0 K: 2 S: 8	H: 1 LOB: 1 BB: 0 P: 8	R: 0 E: 0 K: 0 S: 3	H: 0 LOB: 0 BB: 0 P: 3	R: 4 E: 0 K: 0 S: 7	H: 4 LOB: 3 BB: 3 P: 19	R: 0 E: 0 K: 0 S: 4	H: 1 LOB: 1 BB: 0 P: 4	R: 0 E: 0 K: 0 S: 3	H: 0 LOB: 0 BB: 0 P: 3	R: 0 E: 0 K: 1 S: 6	H: 1 LOB: 1 BB: 0 P: 6	1B: 6 2B: 1 3B: 0 HR: 0	SF: 0 SAC: 1 DP: 0 HBP: 0	WP: 0 PB: 0 SB: 1 CS: 0	PA: 37
<b>PITCHER</b>	IP WLS BF H R ER SO BB IBB HBP BLK WP HR S P ERA WHIP																			
<b>Billy Pierce, L</b> ERA: 3.44 (1, 1)	5.1 L 23 5 4 4 3 1 1 0 0 0 0 0 27 35 6.75 1.125																			
<b>Don Larsen, R</b> ERA: 1.59 (6, 1)	3.2 14 2 0 0 1 0 1 0 0 0 0 0 15 19 0.00 0.545																			

St. Louis Cardinals @ San Francisco Giants  
 Candlestick Park, San Francisco, CA  
 Wed Apr 24 1963, 6:33 AM EST  
 Att. 8,773 - Unknown

livebaseballscorecards.com

AB 33  
 R 4  
 H 7  
 RBI 4  
 BB 3  
 SO 4  
 LOB 8



Batter	1	2	3	4	5	6	7	8	9	AB R H RBI BB SO LOB
Harvey Kuenn, R (1, 7) OBP: 0.182, SLG: 0.100	0-0 5-3		0-0 F9		0-0 1-3		0-0 P5			4 0 0 0 0 0 0
Chuck Hiller, L (1, 4) OBP: 0.197, SLG: 0.155	0-3 K		0-0 1B		0-3 K		0-0 G3			4 0 1 0 0 2 0
Willie Mays, R (1, 8) OBP: 0.369, SLG: 0.527	4-0 2B BB		0-0 P4		0-0 5-3		0-0 6-3			3 0 0 0 1 0 1
Orlando Cepeda, R (1, 3) OBP: 0.403, SLG: 0.596	0-0 1-3 2B		0-0 F8		0-0 6-3		0-0 4-3			4 0 1 0 0 0 1
Felipe Alou, R (1, 9) OBP: 0.407, SLG: 0.607	0-0 5-3			0-0 2B 1B		0-0 FC6-5 2B		0-3 K2-3		4 1 2 0 0 1 2
Jim Davenport, R (1, 5) OBP: 0.230, SLG: 0.236		0-0 G3 2B		0-0 3-1 2B		0-0 FC6-5 2B 1B		0-0 F8		4 1 2 1 0 0 1
Jose Pagan, R (1, 6) OBP: 0.259, SLG: 0.250		0-0 5-3		0-0 F3		0-0 1B 2B		0-0 L3 1B		4 1 2 0 0 0 2
Tom Haller, L (1, 2) OBP: 0.310, SLG: 0.300		0-0 G3		0-0 3-1		0-0 CS 1B		0-0 L3		2 0 0 0 0 0 2
Jose Cardenal, R (6, PH) OBP: 0.500, SLG: 0.500						2-H 3-H				1 0 1 2 0 0 0
Ed Bailey, L (7, 2) OBP: 0.200, SLG: 0.800										1 0 0 0 0 0 1
Billy Pierce, L (1, 1) Don Larsen, R (6, 1)		0-3 K		0-3 K		0-0 CS	0-0 4-3			2 0 0 0 0 2 2

Inning Stats	R: 0	H: 1	E: 0	LOB: 2	K: 1	BB: 1	S: 6	P: 10	R: 0	H: 1	E: 0	LOB: 1	K: 1	BB: 0	S: 6	P: 6	R: 0	H: 1	E: 0	LOB: 1	K: 0	BB: 0	S: 4	P: 4	R: 1	H: 2	E: 0	LOB: 1	K: 1	BB: 0	S: 7	P: 7	R: 0	H: 0	E: 0	LOB: 0	K: 1	BB: 0	S: 5	P: 5	R: 2	H: 3	E: 0	LOB: 0	K: 0	BB: 0	S: 5	P: 5	R: 0	H: 0	E: 0	LOB: 0	K: 0	BB: 0	S: 3	P: 3	R: 0	H: 0	E: 0	LOB: 0	K: 1	BB: 0	S: 5	P: 5	R: 0	H: 1	E: 0	LOB: 0	K: 0	BB: 0	S: 3	P: 3	R: 0	H: 1	E: 0	LOB: 0	K: 0	BB: 0	S: 3	P: 3
1B: 4	2B: 6	3B: 0	HR: 0	SF: 0	SAC: 0	DP: 1	HBP: 0	WP: 0	PA: 36																																																																							


PITCHER	IP	WLS	BF	H	R	ER	SO	BB	IBB	HBP	BLK	WP	HR	S	P	ERA	WHIP
Curt Simmons, L (1, 1) ERA: 1.33	9.0	W	35	9	3	3	5	1	0	0	0	0	0	44	48	3.00	1.111

**BOTTOM**

**St. Louis Cardinals @ San Francisco Giants**  
**Candlestick Park, San Francisco, CA**

Wed Apr 24 1963, 6:33 AM EST  
Att. 8,773 - Unknown

<b>AB</b>	<b>34</b>
<b>R</b>	<b>3</b>
<b>H</b>	<b>9</b>
<b>RBI</b>	<b>3</b>
<b>BB</b>	<b>1</b>
<b>SO</b>	<b>5</b>
<b>LOB</b>	<b>12</b>



Batter	1	2	3	4	5	6	7	8	9	AB R H RBI BB SO LOB	TOP																									
<b>Curt Flood, R</b> OBP: 0.308, SLG: 0.362 (1, 8) X	0-0 5-3	0-0 F8		0-0 HR		0-0 F7			0-0 5-3	5 1 1 1 0 0 2	<b>St. Louis Cardinals @ San Francisco Giants</b> <b>Candlestick Park, San Francisco, CA</b> Thu Apr 25 1963, 6:33 AM EST Att. 6,157 - Unknown <a href="http://livebaseballscorecards.com">livebaseballscorecards.com</a>																									
<b>Dick Groat, R</b> OBP: 0.473, SLG: 0.603 (1, 6) X	0-0 1B 1B		0-0 G3	0-0 F8		0-0 1B		4-0 1B 2B BB	4 1 2 0 1 0 0																											
<b>Bill White, L</b> OBP: 0.417, SLG: 0.508 (1, 3) X	0-0 F2		0-0 4-3	0-0 2B		0-0 F2		0-0 1-2 2B 1B	5 1 2 0 0 0 2																											
<b>Ken Boyer, R</b> OBP: 0.370, SLG: 0.369 (1, 5) X	0-0 1-2 1B		0-0 BB 1B	0-0 F7		0-0 F8		0-0 1B 2B 1-H 2-H	5 1 3 2 0 0 1																											
<b>George Altman, L</b> OBP: 0.415, SLG: 0.508 (1, 9) X	0-0 P5		4-0 BB 1B 1-2 BB		4-0 BB	0-0 F9		0-0 2-3 1B	3 0 1 0 2 0 2																											
<b>Charlie James, R</b> OBP: 0.278, SLG: 0.389 (1, 7)		0-0 1B 2B FC3-2-5	0-0 BB 1B 1-2 2-H		0-3 K	0-3 K		0-0 F3	2 0 2 1 0 0 0 3 0 0 0 0 2 3																											
<b>Stan Musial, L</b> OBP: 0.235, SLG: 0.333 (5, PH) (5, 7)																																				
<b>Gene Oliver, R</b> OBP: 0.300, SLG: 0.292 (1, 2)		0-3 K	4-0 FC5-4 BB 1-2 2-3		0-3 K			0-0 L7	4 0 0 0 1 3 4																											
<b>Julian Javier, R</b> OBP: 0.246, SLG: 0.298 (1, 4)		0-0 FC3-2-5 1B 2-3	0-0 FC5-4		0-0 P3			0-3 K	3 0 1 0 0 0 4 1 0 0 0 0 1 0 0 0 0 0 0 0 0																											
<b>Carl Sawatski, L</b> OBP: 0.412, SLG: 0.633 (8, PH)																																				
<b>Dal Maxvill, R</b> OBP: 1.000, SLG: 1.000 (8, 4)																																				
<b>Ray Sadecki, L</b> OBP: 0.167, SLG: 0.167 (1, 1)		0-0 FC3-2-5		0-0 6-3		0-0 F8		0-3 K	1 0 0 0 0 0 2 0 0 0 0 0 0 0 1 0 0 0 0 0 0 1 0 0 0 0 0 0 1 0 0 0 0 1 0 0 0 0 0 0 0 0																											
<b>Diomedes Olivo, L</b> OBP: 0.333, SLG: 0.333 (3, 1)																																				
<b>Phil Gagliano, R</b> OBP: 0.333, SLG: 0.333 (4, PH)																																				
<b>Harry Fanok, S</b> OBP: 0.667, SLG: 1.000 (4, 1)																																				
<b>Duke Carmel, L</b> OBP: 0.417, SLG: 0.500 (8, PH)		1-2 3-H																																		
<b>Bobby Shantz, R</b> OBP: 0.417, SLG: 0.500 (8, 1)																																				
<b>Inning Stats</b>	R: 0 E: 0 K: 0 S: 5	H: 2 LOB: 2 BB: 0 P: 5	R: 0 E: 0 K: 1 S: 7	H: 2 LOB: 2 BB: 0 P: 7	R: 1 E: 0 K: 0 S: 5	H: 2 LOB: 3 BB: 2 P: 13	R: 1 E: 0 K: 0 S: 5	H: 2 LOB: 1 BB: 0 P: 5	R: 0 E: 0 K: 2 S: 7	H: 0 LOB: 1 BB: 1 P: 11	R: 0 E: 0 K: 0 S: 4	H: 1 LOB: 1 BB: 0 P: 4	R: 0 E: 0 K: 1 S: 5	H: 0 LOB: 0 BB: 0 P: 5	R: 0 E: 0 K: 3 S: 9	H: 0 LOB: 0 BB: 0 P: 9	R: 2 E: 0 K: 0 S: 6	H: 3 LOB: 2 BB: 1 P: 10	1B: 8 2B: 3 3B: 0 HR: 1	SF: 0 SAC: 0 DP: 0 HBP: 0	WP: 0 PB: 0 SB: 0 CS: 0	PA: 43														
<b>PITCHER</b>	IP WLS BF H R ER SO BB IBB HBP BLK WP HR S P ERA WHIP																																			
<b>Billy O'Dell, L</b> ERA: 1.52 (1, 1)	3.2		21	8	2	2	1	2	0	0	0	0	1	21	29	4.91	2.727																			
<b>Bobby Bolin, R</b> ERA: 2.53 (4, 1)	4.2	W	18	2	2	2	6	2	0	0	0	0	0	28	36	3.86	0.857																			
<b>Don Larsen, R</b> ERA: 1.59 (9, 1)	0.0		2	2	0	0	0	0	0	0	0	0	0	2	2	∞	∞																			
<b>Jim Constable, L</b> ERA: 3.86 (9, 1)	0.1		1	0	0	0	0	0	0	0	0	0	0	1	1	0.00	0.000																			
<b>John Pregonzer, R</b> ERA: 2.7 (9, 1)	0.1	S	1	0	0	0	0	0	0	0	0	0	0	1	1	0.00	0.000																			





Batter	1	2	3	4	5	6	7	8	9	AB	R	H	RBI	BB	SO	LOB
Jose Pagan, R OBP: 0.270, SLG: 0.262 (1, 6) X	0-0 6-3	0-3 K		X 0-0 WP 1B			X 0-0 1B SF7 1B	X 0-0 G3 1-2		5	1	2	0	0	1	1
Jim Davenport, R OBP: 0.258, SLG: 0.254 (1, 5) B	4-0 WP BB		X 0-0 1B BB G6-3 1B	X 0-0 F3			X 0-0 1-3 2B 1B SF7	X 0-0 E5 2-H		4	2	2	0	1	0	1
Willie McCovey, L OBP: 0.459, SLG: 0.680 (1, 7) B	4-0 1-3 1-4-3 BB		B 4-0 1-2 1B BB G6-3	0-3 K			X 0-0 1-2 3-H SF7	0-0 1-3		2	1	0	1	2	1	2
Willie Mays, R OBP: 0.362, SLG: 0.508 (1, 8) X	0-0 L4-3 1-2		X 0-0 1-2 2-3 1B G6-3		S 0-3 K		X 0-0 L6			4	0	1	0	0	1	3
Orlando Cepeda, R OBP: 0.409, SLG: 0.656 (1, 3) X		X 0-0 HR	X 0-0 1-2f 2-3 3-H G6-3		X 0-0 6-3		X 0-0 2-H 2B			4	1	2	2	0	0	2
Felipe Alou, R OBP: 0.429, SLG: 0.603 (1, 9) X		X 0-0 HR 1B	0-0 1B IBB		X 0-0 F2		B 4-0 BB BB BB BB			2	1	1	0	2	0	0
Ed Bailey, L OBP: 0.333, SLG: 1.000 (1, 2) X		X 0-0 1-H HR	X 0-0 1-3 3-H 1B			X 0-0 P4	X 0-0 L4			4	1	2	3	0	0	2
Chuck Hiller, L OBP: 0.185, SLG: 0.145 (1, 4) S		S 0-3 K	S 0-3 K		X 0-0 5-3		S 0-3 K			4	0	0	0	0	3	2
Billy O'Dell, S OBP: 0.111, SLG: 0.111 (1, 1) S		S 0-3 K		X 0-0 4-3		S 0-3 K		B 4-0 BB BB BB BB		1	0	0	0	0	1	0
Bobby Bolin, R (4, 1)										2	1	0	0	1	1	0
Don Larsen, R (9, 1)										0	0	0	0	0	0	0
Jim Constable, S (9, 1)										0	0	0	0	0	0	0
John Pregoner, R (9, 1)										0	0	0	0	0	0	0

Inning Stats	R: 0	H: 0	E: 0	K: 0	S: 2	LOB: 1	BB: 2	P: 10	R: 3	H: 3	E: 0	K: 3	S: 12	LOB: 0	BB: 0	P: 12	R: 2	H: 3	E: 0	K: 1	S: 7	LOB: 2	BB: 2	P: 15	R: 0	H: 1	E: 0	K: 1	S: 6	LOB: 0	BB: 0	P: 5	R: 0	H: 0	E: 0	K: 1	S: 5	LOB: 0	BB: 0	P: 5	R: 2	H: 3	E: 0	K: 0	S: 6	LOB: 2	BB: 1	P: 10	R: 1	H: 0	E: 1	K: 1	S: 6	LOB: 1	BB: 1	P: 10
--------------	------	------	------	------	------	--------	-------	-------	------	------	------	------	-------	--------	-------	-------	------	------	------	------	------	--------	-------	-------	------	------	------	------	------	--------	-------	------	------	------	------	------	------	--------	-------	------	------	------	------	------	------	--------	-------	-------	------	------	------	------	------	--------	-------	-------

PITCHER	IP	WLS	BF	H	R	ER	SO	BB	IBB	HBP	BLK	WP	HR	S	P	ERA	WHIP
Ray Sadecki, L ERA: 7.16 (1, 1)	2.2	L	16	6	5	5	3	3	1	0	0	1	2	18	34	16.88	3.375
Diomedes Olivo, L ERA: 5.4 (3, 1)	0.1		1	0	0	0	1	0	0	0	0	0	0	3	3	0.00	0.000
Harry Fanok, R ERA: 1.59 (4, 1)	4.0		17	4	2	2	3	1	0	0	0	1	0	22	26	4.50	1.250
Bobby Shantz, L ERA: 4.5 (8, 1)	1.0		5	0	1	0	1	1	0	0	0	0	0	6	10	0.00	1.000

BOTTOM

St. Louis Cardinals @ San Francisco Giants  
Candlestick Park, San Francisco, CA  
Thu Apr 25 1963, 6:33 AM EST  
Att. 6,157 - Unknown

livebaseballscorecards.com

AB	32
R	8
H	10
RBI	6
BB	6
SO	8
LOB	13



WP	4	PA	39
PB	0	SB	0
CS	0		

PITCHER	IP	WLS	BF	H	R	ER	SO	BB	IBB	HBP	BLK	WP	HR	S	P	ERA	WHIP
---------	----	-----	----	---	---	----	----	----	-----	-----	-----	----	----	---	---	-----	------

Batter	1	2	3	4	5	6	7	8	9	AB R H RBI BB SO LOB	TOP				
<b>Len Gabrielson, L</b> (1, 7) <small>OBP: 0.214, SLG: 0.296</small>	0-0 	0-0 	0-0 			4-0 	0-0 			0-0 	5 2 0 0 1 0 6				
<b>Norm Larker, L</b> (1, 3) <small>OBP: 0.405, SLG: 0.364</small>	0-0 	0-0 	0-0 			0-3 	4-0 			0-0 	5 1 1 2 1 1 4				
<b>Hank Aaron, R</b> (1, 9) <small>OBP: 0.416, SLG: 0.667</small>	0-0 	0-0 	0-0 			0-0 	4-0 					4 2 2 3 1 0 1			
<b>Eddie Mathews, L</b> (1, 5) <small>OBP: 0.449, SLG: 0.545</small>	4-0 	0-0 	0-0 			0-0 	0-0 					4 1 1 2 1 0 2			
<b>Joe Torre, R</b> (1, 2) <small>OBP: 0.426, SLG: 0.462</small>	0-0 	0-0 	0-0 			4-0 	0-0 					4 1 1 1 1 0 4			
<b>Frank Bolling, R</b> (1, 4) <small>OBP: 0.312, SLG: 0.314</small>			0-0 			0-0 	0-0 					0-0 	4 1 1 1 1 0 3		
<b>Ty Cline, L</b> (1, 8) <small>OBP: 0.230, SLG: 0.211</small>			0-3 			0-0 	0-0 					0-0 	4 0 0 0 1 1 1		
<b>Denis Menke, R</b> (1, 6) <small>OBP: 0.435, SLG: 0.571</small>			0-0 			0-3 	0-0 					4-0 	4 1 2 0 1 1 2		
<b>Lew Burdette, R</b> (1, 1) <small>OBP: 0.308, SLG: 0.300</small>			0-0 			4-0 	0-0 					0-0 	1-0 	2 0 0 0 1 0 2	
<b>Inning Stats</b>			R: 0 H: 0 E: 1 LOB: 2 K: 0 BB: 1 S: 4 P: 8	R: 7 H: 6 E: 1 LOB: 2 K: 1 BB: 2 S: 12 P: 20	R: 0 H: 0 E: 0 LOB: 1 K: 0 BB: 1 S: 3 P: 7	R: 0 H: 0 E: 0 LOB: 0 K: 0 BB: 0 S: 3 P: 3	R: 0 H: 0 E: 0 LOB: 0 K: 1 BB: 0 S: 5 P: 5	R: 2 H: 1 E: 0 LOB: 1 K: 1 BB: 2 S: 6 P: 14	R: 0 H: 1 E: 0 LOB: 1 K: 0 BB: 0 S: 4 P: 4			R: 0 H: 0 E: 0 LOB: 2 K: 0 BB: 2 S: 3 P: 11	R: 0 H: 0 E: 0 LOB: 2 K: 0 BB: 1 S: 3 P: 8	1B: 5 SF: 0 2B: 2 SAC: 1 3B: 0 DP: 0 HR: 1 HBP: 1	WP: 0 PA: 47 PB: 0 SB: 1 CS: 0
<b>Jack Fisher, R</b> (1, 1) <small>ERA: 2.92</small>			IP: 1.2 WLS: L BF: 14 H: 5 R: 7 ER: 0 SO: 1 BB: 2 IBB: 0 HBP: 0 BLK: 0 WP: 0 HR: 0 S: 14 P: 22 ERA: 0.00 WHIP: 4.200												
<b>Gaylord Perry, R</b> (2, 1) <small>ERA: 1.23</small>			IP: 1.1 WLS: L BF: 7 H: 1 R: 0 ER: 0 SO: 0 BB: 2 IBB: 0 HBP: 0 BLK: 0 WP: 0 HR: 0 S: 5 P: 13 ERA: 0.00 WHIP: 2.250												
<b>Jim Duffalo, R</b> (4, 1) <small>ERA: 1.23</small>			IP: 2.0 WLS: L BF: 6 H: 0 R: 0 ER: 0 SO: 1 BB: 0 IBB: 0 HBP: 0 BLK: 0 WP: 0 HR: 0 S: 8 P: 8 ERA: 0.00 WHIP: 0.000												
<b>Al Stank, L</b> (6, 1) <small>ERA: 6.0</small>			IP: 3.0 WLS: L BF: 15 H: 2 R: 2 ER: 2 SO: 1 BB: 4 IBB: 0 HBP: 0 BLK: 0 WP: 0 HR: 1 S: 13 P: 29 ERA: 6.00 WHIP: 2.000												
<b>John Pregoner, R</b> (9, 1) <small>ERA: 2.08</small>	IP: 1.0 WLS: L BF: 5 H: 0 R: 0 ER: 0 SO: 0 BB: 1 IBB: 0 HBP: 1 BLK: 0 WP: 0 HR: 0 S: 3 P: 8 ERA: 0.00 WHIP: 1.000														

**Milwaukee Braves @ San Francisco Giants**  
 Candlestick Park, San Francisco, CA  
 Fri Apr 26 1963, 9:05 PM EST  
 Att. 20,586 - Unknown

<b>AB</b>	36
<b>R</b>	9
<b>H</b>	8
<b>RBI</b>	9
<b>BB</b>	9
<b>SO</b>	3
<b>LOB</b>	25



WP: 0 PA: 47  
 PB: 0  
 SB: 1  
 CS: 0

PITCHER	IP	WLS	BF	H	R	ER	SO	BB	IBB	HBP	BLK	WP	HR	S	P	ERA	WHIP
Jack Fisher, R	1.2	L	14	5	7	0	1	2	0	0	0	0	0	14	22	0.00	4.200
Gaylord Perry, R	1.1	L	7	1	0	0	0	2	0	0	0	0	0	5	13	0.00	2.250
Jim Duffalo, R	2.0	L	6	0	0	0	1	0	0	0	0	0	0	8	8	0.00	0.000
Al Stank, L	3.0	L	15	2	2	2	1	4	0	0	0	0	1	13	29	6.00	2.000
John Pregoner, R	1.0	L	5	0	0	0	0	1	0	1	0	0	0	3	8	0.00	1.000

BOTTOM

Milwaukee Braves @ San Francisco Giants  
Candlestick Park, San Francisco, CA

livebaseballscorecards.com

AB	28
R	2
H	3
RBI	2
BB	3
SO	1
LOB	6



WP	0	PA	31
PB	0		
SB	0		
CS	0		

Fri Apr 26 1963, 9:05 PM EST  
Att. 20,586 - Unknown

AB R H RBI BB SO LOB

4 0 0 0 0 0 1

4 0 0 0 0 1 1

3 0 0 0 1 0 0

3 0 0 0 1 0 2

3 1 1 0 0 0 1

3 0 0 0 0 0 1

2 0 0 0 0 0 0

0 0 0 0 0 0 0

0 0 0 0 0 0 0

1B: 1 SF: 0  
2B: 1 SAC: 0  
3B: 0 DP: 2  
HR: 1 HBP: 0

Batter	1	2	3	4	5	6	7	8	9
Chuck Hiller, L (1, 4) OBP: 0.174, SLG: 0.136	0-0 5-3		0-0 P6			0-0 P6			0-0 F3
Jim Davenport, R (1, 5) OBP: 0.243, SLG: 0.238	0-3 K		0-0 5-3			0-0 F7			0-0 P5
Willie Mays, R (1, 8) OBP: 0.356, SLG: 0.484	0-0 1-6-3			0-0 L8			0-0 F7		4-0 BB
Willie McCovey, L (1, 7) OBP: 0.446, SLG: 0.642		0-0 F7		4-0 BB		0-0 6-3			0-0 F5
Orlando Cepeda, R (1, 3) OBP: 0.406, SLG: 0.641		0-0 HR		0-0 G6-4-3			0-0 F3		
Ed Bailey, L (1, 2) OBP: 0.417, SLG: 1.182		0-0 HR			0-0 6-3			4-0 BB	
Felipe Alou, R (1, 9) OBP: 0.409, SLG: 0.574		0-0 6-3			0-0 4-3			0-0 G5-4-3	
Jose Pagan, R (1, 6) OBP: 0.262, SLG: 0.254		0-0 P4			0-0 F7			0-0 F7	
Al Stanek, L (6, 1)									
Harvey Kuenn, R (8, PH) OBP: 0.167, SLG: 0.091									
John Pregoner, R (9, 1)									
Jack Fisher, R (1, 1)			0-0 P3			0-0 1-3			0-0 2B
Gaylord Perry, R (2, 1)									
Matty Alou, L (3, PH) OBP: 0.333, SLG: 0.333									
Jim Duffalo, R (4, 1)									
Ernie Bowman, R (6, 6) OBP: 0.500, SLG: 0.750									

Inning Stats	R: 0	H: 0	E: 0	K: 1	S: 5	R: 2	H: 2	E: 0	K: 0	S: 5	R: 0	H: 0	E: 0	K: 0	S: 3	R: 0	H: 0	E: 0	K: 0	S: 3	R: 0	H: 0	E: 0	K: 0	S: 3	R: 0	H: 0	E: 0	K: 0	S: 2	R: 0	H: 0	E: 0	K: 0	S: 4	R: 0	H: 1	E: 0	K: 0	S: 4
--------------	------	------	------	------	------	------	------	------	------	------	------	------	------	------	------	------	------	------	------	------	------	------	------	------	------	------	------	------	------	------	------	------	------	------	------	------	------	------	------	------

PITCHER	IP	WLS	BF	H	R	ER	SO	BB	IBB	HBP	BLK	WP	HR	S	P	ERA	WHIP
Lew Burdette, R (1, 1) ERA: 3.72	9.0	W	31	3	2	2	1	3	0	0	0	0	1	30	42	2.00	0.667

Batter	1	2	3	4	5	6	7	8	9	10	11	12	AB	R	H	RBI	BB	SO	LOB	TOP								
<b>Len Gabrielson, L</b> (1, 7) <small>OBP: 0.257, SLG: 0.303</small>	0-0 <b>5-3</b>		0-0 <b>F7</b>		0-0 <b>F9</b>			0-0 <b>1B</b> BB <b>1B</b>	0-0 <b>E9</b> FC3-2 <b>1B</b> BB	0-0 <b>F7</b>		4-0 <b>1B</b> IBB	6	2	2	0	1	0	3									
<b>Norm Larker, L</b> (1, 3) <small>OBP: 0.413, SLG: 0.389</small> <b>Tommie Aaron, R</b> (9, PH) <small>OBP: 0.280, SLG: 0.318</small>	0-0 <b>F9</b> <b>2B</b>		0-0 <b>4-3</b>			0-0 <b>F8</b>		4-0 <b>1B</b> BB <b>1B</b> BB	4-0 <b>BB</b> FC3-2 <b>BB</b>	0-0 <b>F9</b>		0-0 <b>1B</b>	3	1	1	0	1	0	0									
<b>Hank Aaron, R</b> (1, 9) <small>OBP: 0.398, SLG: 0.627</small>	0-0 <b>F9</b> <b>2-3</b>		0-3 <b>K</b>			0-0 <b>5-3</b>		0-0 <b>1B</b> BB <b>1B</b>	0-0 <b>FC3-2</b> BB	0-3 <b>K</b>			6	1	1	1	0	2	4									
<b>Eddie Mathews, L</b> (1, 5) <small>OBP: 0.464, SLG: 0.529</small>	4-0 <b>BB</b>			0-3 <b>K</b>		0-0 <b>F3</b>		4-0 <b>1B</b> BB <b>BB</b>	4-0 <b>FC6-4</b> BB	4-0 <b>FC6-4</b> IBB			2	0	0	1	4	1	0									
<b>Joe Torre, R</b> (1, 2) <small>OBP: 0.413, SLG: 0.444</small> <b>Del Crandall, R</b> (5, 2) <small>OBP: 0.158, SLG: 0.158</small>	0-0 <b>F7</b>			0-0 <b>4-3</b>			0-0 <b>4-3</b>	0-0 <b>1B</b>	0-0 <b>FC6-4</b>	0-0 <b>FC6-4</b>			2	0	0	0	0	0	2									
<b>Frank Bolling, R</b> (1, 4) <small>OBP: 0.313, SLG: 0.316</small>		0-0 <b>F9</b>		0-0 <b>6-3</b>			0-0 <b>G5-4-3</b> <b>1B</b>	0-0 <b>F8</b>		0-0 <b>P6</b>		0-0 <b>6-3</b> <b>1-3</b> <b>2B</b> <b>1B</b>	6	1	2	0	0	0	2									
<b>Ty Cline, L</b> (1, 8) <small>OBP: 0.237, SLG: 0.219</small> <b>Denny Lemaster, R</b> (5, 1) <small>OBP: 0.250, SLG: 0.250</small> <b>Don Dillard, L</b> (7, PH) <small>OBP: 0.250, SLG: 0.250</small> <b>Ron Fliche, R</b> (7, 1) <small>OBP: 0.239, SLG: 0.262</small> <b>Mack Jones, L</b> (9, PH) <small>OBP: 0.239, SLG: 0.262</small>	0-0 <b>1B</b> <b>1B</b>				0-0 <b>L7</b>		0-0 <b>G5-4-3</b> <b>1-2f</b>		0-0 <b>1-3</b>	0-0 <b>BB</b> <b>1B</b>		0-0 <b>1-3</b>	2	0	1	0	0	0	0									
<b>Denis Menke, R</b> (1, 6) <small>OBP: 0.414, SLG: 0.630</small>	0-0 <b>G6-4-3</b> <b>1B</b>			0-0 <b>6-3</b>				0-0 <b>5-3</b>	0-0 <b>HR</b>	0-0 <b>F8</b>		0-0 <b>6-3</b>	6	1	2	1	0	0	2									
<b>Bob Handley, R</b> (1, 1) <small>OBP: 0.111, SLG: 0.111</small> <b>Hank Fischer, R</b> (4, 1) <small>OBP: 0.207, SLG: 0.333</small> <b>Lee Mave, L</b> (5, PH) <small>OBP: 0.207, SLG: 0.333</small> <b>Claude Raymond, R</b> (9, 1) <small>OBP: 1.000, SLG: 2.000</small> <b>Tony Cloninger, R</b> (12, 1)	0-0 <b>G6-4-3</b> <b>1-2f</b>			0-0 <b>E4</b>				0-0 <b>4-3</b>	0-0 <b>E</b> <b>1B</b> <b>FC3-2</b> <b>1B</b>	4-0 <b>1-2</b> <b>BB</b>		0-0 <b>1B</b> <b>2B</b> <b>3-H</b>	1	0	0	0	0	0	2									
<b>Inning Stats</b>	R: 0 E: 0 K: 0 S: 4	H: 1 LOB: 2 BB: 1 P: 8	R: 0 E: 0 K: 0 S: 4	H: 2 LOB: 1 BB: 0 P: 4	R: 0 E: 0 K: 1 S: 5	H: 0 LOB: 0 BB: 0 P: 5	R: 0 E: 0 K: 1 S: 5	H: 0 LOB: 0 BB: 0 P: 5	R: 0 E: 1 K: 0 S: 4	H: 0 LOB: 1 BB: 0 P: 4	R: 0 E: 0 K: 0 S: 3	H: 0 LOB: 0 BB: 0 P: 3	R: 0 E: 0 K: 0 S: 3	H: 1 LOB: 0 BB: 0 P: 3	R: 3 E: 0 K: 0 S: 6	H: 3 LOB: 2 BB: 2 P: 14	R: 2 E: 1 K: 0 S: 6	H: 3 LOB: 3 BB: 2 P: 14	R: 0 E: 0 K: 0 S: 4	H: 1 LOB: 2 BB: 1 P: 8	R: 0 E: 0 K: 1 S: 5	H: 0 LOB: 1 BB: 1 P: 9	R: 1 E: 0 K: 0 S: 5	H: 3 LOB: 3 BB: 1 P: 9	1B: 11 2B: 2 3B: 0 HR: 1	SF: 0 SAC: 0 DP: 2 HBP: 0	WP: 0 PB: 0 SB: 0 CS: 0	PA: 56
<b>PITCHER</b> <b>Jack Sanford, R</b> (1, 1) <small>ERA: 3.08</small> <b>Jim Constable, L</b> (8, 1) <small>ERA: 3.86</small> <b>Bobby Bolin, R</b> (8, 1) <small>ERA: 3.97</small> <b>Billy Pierce, L</b> (9, 1) <small>ERA: 3.44</small> <b>Don Larsen, R</b> (9, 1) <small>ERA: 1.5</small>	IP: 7.2 WLS: 1 BF: 30 H: 6 R: 3 ER: 3 SO: 2 BB: 2 IBB: 0 HBP: 0 BLK: 0 WP: 0 HR: 0 S: 32 P: 40 ERA: 3.52 WHIP: 1.043	<b>PITCHER</b> <b>John Pregonzer, R</b> (9, 1) <small>ERA: 1.35</small> <b>Gaylord Perry, R</b> (12, 1) <small>ERA: 2.16</small>	IP: 2.1 WLS: 1 BF: 10 H: 1 R: 0 ER: 0 SO: 1 BB: 1 IBB: 1 HBP: 0 BLK: 0 WP: 0 HR: 0 S: 10 P: 18 ERA: 0.00 WHIP: 0.857	IP: 1.0 WLS: L BF: 6 H: 3 R: 1 ER: 1 SO: 0 BB: 0 IBB: 0 HBP: 0 BLK: 0 WP: 0 HR: 0 S: 5 P: 9 ERA: 9.00 WHIP: 3.000																								

**Milwaukee Braves @ San Francisco Giants**  
 Candlestick Park, San Francisco, CA  
 Sat Apr 27 1963, 6:33 AM EST  
 Att. 21,103 - Unknown

AB	48
R	6
H	14
RBI	6
BB	8
SO	3
LOB	21



1B	11
2B	2
3B	0
HR	1

Batter	1	2	3	4	5	6	7	8	9	10	11	12	AB	R	H	RBI	BB	SO	LOB	BOTTOM					
Harvey Kuenn, R (1, 7) OBP: 0.222, SLG: 0.176 Gaylord Perry, R (12, 1)	F6		FC5-4 1B	3-1			FC3-6 1B		F9		F8		6	0	2	0	0	0	0	0	0				
Joey Amalfitano, R (1, 4) Chuck Hiller, L (9, PH) OBP: 0.183, SLG: 0.134 Jose Cardenal, R (12, PR) OBP: 0.500, SLG: 0.500	4-3		FC5-4 WP S 1-2f		P3		FC3-6 E S 1-2f SF8		P4			4-0 WP WP BB	4	1	0	0	0	0	0	2	1	0	0	0	
Willie Mays, R (1, 8) OBP: 0.367, SLG: 0.477	F9						SF8 1-H			4-0 BB BB BB BB		0-3 BB BB BB BB	3	0	1	1	2	1	1						
Orlando Cepeda, R (1, 3) OBP: 0.373, SLG: 0.586									1-3				6	0	0	0	0	2	5						
Felipe Alou, R (1, 9) OBP: 0.417, SLG: 0.561													5	2	2	0	1	1	1						
Jim Davenport, R (1, 5) OBP: 0.260, SLG: 0.288 Ed Bailey, L (10, PH) OBP: 0.429, SLG: 1.083	5-3												3	1	2	0	0	0	1						
Tom Haller, L (1, 2) OBP: 0.317, SLG: 0.302 Ernie Bowman, R (11, 5) OBP: 0.500, SLG: 0.750 Matty Alou, L (12, PH) OBP: 0.250, SLG: 0.250													3	0	1	2	1	1	1	1					
Jose Pagan, R (1, 6) OBP: 0.257, SLG: 0.265													5	1	1	1	0	0	4						
Jack Sanford, R (1, 1) OBP: 0.294, SLG: 0.429 Jim Considine, S (8, 1) Bobby Bolin, R (8, 1) Billy Pierce, L (8, 1) Don Larsen, R (8, 1) John Pregoner, R (8, 1) Willie McCovey, L (11, PH) OBP: 0.439, SLG: 0.630													2	0	0	1	0	2	1						
<b>Inning Stats</b>	R: 0 E: 0 K: 0 S: 3	H: 0 LOB: 0 BB: 0 P: 3	R: 1 E: 0 K: 1 S: 7	H: 2 LOB: 1 BB: 0 P: 7	R: 0 E: 0 K: 1 S: 6	H: 1 LOB: 2 BB: 1 P: 10	R: 3 E: 0 K: 0 S: 6	H: 3 LOB: 0 BB: 0 P: 6	R: 0 E: 0 K: 1 S: 6	H: 1 LOB: 1 BB: 0 P: 8	R: 1 E: 0 K: 0 S: 4	H: 1 LOB: 0 BB: 0 P: 4	R: 0 E: 1 K: 1 S: 6	H: 0 LOB: 2 BB: 1 P: 10	R: 0 E: 0 K: 0 S: 3	H: 0 LOB: 0 BB: 0 P: 5	R: 0 E: 0 K: 0 S: 3	H: 0 LOB: 0 BB: 0 P: 3	R: 0 E: 0 K: 1 S: 5	H: 0 LOB: 3 BB: 3 P: 17	1B: 6 2B: 3 3B: 0 HR: 0	SF: 3 SAC: 1 DP: 0 HBP: 0	WP: 3 PB: 0 SB: 3 CS: 0	PA: 52	
<b>PITCHER</b> Bob Hendley, L (1, 1) ERA: 3.38 Hank Fischer, R (4, 1) ERA: 6.0 Denny Lemaster, L (5, 1) ERA: 3.12 Ron Piche, R (7, 1) ERA: 2.08 Claude Raymond, R (9, 1) ERA: 4.15	IP	WLS	BF	H	R	ER	SO	BB	IBB	HBP	BLK	WP	HR	S	P	ERA	WHIP								
<b>PITCHER</b> Tony Cloninger, R (12, 1) ERA: 5.4	1.0	S	5	0	0	0	1	1	1	0	0	2	0	5	13	0.00	1.000								

Milwaukee Braves @ San Francisco Giants  
 Candlestick Park, San Francisco, CA  
 Sat Apr 27 1963, 6:33 AM EST  
 Att: 21,103 - Unknown

AB	42
R	5
H	9
RBI	5
BB	6
SO	8
LOB	21



Batter	1	2	3	4	5	6	7	8	9	AB R H RBI BB SO LOB	TOP	
<b>Len Gabrielson, L</b> (1, 7) <small>OBP: 0.231, SLG: 0.270</small>	0-0 		0-0 			0-3 		0-0 		4 0 0 0 0 1 2	<b>Milwaukee Braves @ San Francisco Giants</b> Candlestick Park, San Francisco, CA Sun Apr 28 1963, 6:33 AM EDT Att: 32,144 - Unknown <a href="http://livebaseballscorecards.com">livebaseballscorecards.com</a>	
<b>Frank Bolling, R</b> (1, 4) <small>OBP: 0.299, SLG: 0.300</small>	0-0 			0-0 			0-0 		0-0 	4 0 0 0 0 0 0		
<b>Hank Aaron, R</b> (1, 9) <small>OBP: 0.402, SLG: 0.658</small>	0-3 			0-0 			0-0 		0-0 	4 1 2 1 0 1 0		
<b>Eddie Mathews, L</b> (1, 5) <b>Amado Samuel, R</b> (4, 6)		4-0 		0-0 			0-0 		0-3 	1 1 0 0 1 0 0 2 0 0 0 0 1 1		
<b>Norm Larker, L</b> (1, 3) <b>Lew Burdette, R</b> (8, PR) <b>Tommie Aaron, R</b> (8, 3) <small>OBP: 0.269, SLG: 0.304</small>		0-0 		0-0 			0-0 	0-0 	0-3 	3 0 2 0 0 0 0 0 1 0 0 0 0 0 1 0 0 0 0 1 0		
<b>Denis Menke, R</b> (1, 6) <small>OBP: 0.375, SLG: 0.586</small>		0-0 		0-0 				0-0 		2 0 0 1 0 0 1		
<b>Ty Cline, L</b> (1, 8) <small>OBP: 0.228, SLG: 0.211</small>		0-0 		0-3 				0-3 		3 0 0 0 0 2 2		
<b>Del Crandall, R</b> (1, 2) <small>OBP: 0.182, SLG: 0.182</small>			0-0 			0-0 		0-0 		3 0 1 0 0 0 0		
<b>Warren Spahn, L</b> (1, 1) <small>OBP: 0.250, SLG: 0.214</small>			0-0 			0-0 		0-0 		3 0 1 1 0 0 0		
<b>Inning Stats</b>	R: 0 H: 0 E: 0 LOB: 0 K: 1 BB: 0 S: 5 P: 5	R: 1 H: 1 E: 1 LOB: 0 K: 0 BB: 1 S: 3 P: 7	R: 0 H: 0 E: 0 LOB: 0 K: 0 BB: 0 S: 3 P: 3	R: 0 H: 0 E: 0 LOB: 0 K: 0 BB: 0 S: 3 P: 3	R: 0 H: 0 E: 0 LOB: 0 K: 1 BB: 0 S: 5 P: 5	R: 0 H: 0 E: 0 LOB: 0 K: 1 BB: 0 S: 5 P: 5	R: 0 H: 1 E: 0 LOB: 0 K: 0 BB: 0 S: 3 P: 3	R: 1 H: 3 E: 0 LOB: 2 K: 1 BB: 0 S: 8 P: 8	R: 1 H: 1 E: 0 LOB: 0 K: 2 BB: 0 S: 8 P: 8	1B: 5 SF: 1 2B: 1 SAC: 0 3B: 0 DP: 1 HR: 1 HBP: 0		WP: 0 PA: 33 PB: 0 SB: 0 CS: 1
<b>PITCHER</b> <b>Juan Marichal, R</b> (1, 1) <small>ERA: 2.73</small> <b>Don Larsen, R</b> (9, 1) <small>ERA: 2.57</small>	IP WLS BF H R ER SO BB IBB HBP BLK WP HR S P ERA WHIP 8.0 L 28 5 2 2 4 1 0 0 0 0 0 0 35 39 2.25 0.750											IP WLS BF H R ER SO BB IBB HBP BLK WP HR S P ERA WHIP 1.0 4 1 1 1 2 0 0 0 0 0 0 1 8 8 9.00 1.000



Batter	1	2	3	4	5	6	7	8	9	AB	R	H	RBI	BB	SO	LOB	BOTTOM	
Joey Amalfitano, R (1, 4) X	0-0 6-3 ①		0-0 4-3 ③			0-0 6-3 ②		0-0 F7 ② X	0-0 F9 ③	5	0	0	0	0	0	4	<b>Milwaukee Braves @ San Francisco Giants</b> Candlestick Park, San Francisco, CA Sun Apr 28 1963, 6:33 AM EDT Att. 32,144 - Unknown <a href="http://livebaseballscores.com">livebaseballscores.com</a>	
Jim Davenport, R (1, 5) X OBP: 0.286, SLG: 0.314	0-0 G3-6-3 1B			0-0 6-3 ①		0-0 1B		0-0 1B 1-2		4	0	3	0	0	0	0		
Willie McCovey, L (1, 7) X OBP: 0.429, SLG: 0.603	0-0 G3-6-3 1-2f			0-0 L8		0-3 K ③		0-0 FC6-4 1B 1-2 2-3		4	0	1	0	0	1	2		
Willie Mays, R (1, 8) X OBP: 0.349, SLG: 0.449		0-0 4-3 ①		0-0 6-3 ③			0-0 F7 ① X	0-0 FC6-4 1-2f		4	0	0	0	0	0	3		
Orlando Cepeda, R (1, 3) X OBP: 0.367, SLG: 0.568		0-3 K ②			0-0 G4-6-3 1B		0-0 F3 ②		0-0 F7 ①	4	0	1	0	0	1	0		
Felipe Alou, R (1, 9) X OBP: 0.447, SLG: 0.614		0-0 WP 1B			0-0 G4-6-3 1B 1-2		0-0 3B		0-0 2B E 1B	4	1	4	0	0	0	0		
Ed Bailey, L (1, 2) X OBP: 0.389, SLG: 0.938 Billy O'Dell, S (9, PR) X OBP: 0.111, SLG: 0.111	0-0 4-3 ③				0-0 G4-6-3 1-2f 2-3		0-0 F5 ③		0-0 FC3-6 2B 1-3	4	0	1	0	0	0	4		
Jose Pagan, R (1, 6) X OBP: 0.243, SLG: 0.250			0-0 5-3 ①		0-3 K ③			0-0 1-3 ① X	0-0 E5 FC3-6	4	0	0	1	0	1	2		
Juan Marichal, R (1, 1) X OBP: 0.364, SLG: 0.455 Harvey Kuenn, R (8, PH) X OBP: 0.263, SLG: 0.222 Don Larsen, R (9, 1) X Jimmie Coker, R (9, PH) X Ernie Bowman, R (9, PR) X OBP: 0.500, SLG: 0.750			0-0 L8 ②			0-3 K ①		0-0 1B 1B 1B 1-2f 2-3	0-0 FC3-6 3-H	2	0	0	0	0	1	0		
<b>Inning Stats</b>	R: 0 H: 1 E: 0 K: 0 S: 3 LOB: 0 BB: 0 P: 3	R: 0 H: 1 E: 0 K: 1 S: 6 LOB: 1 BB: 0 P: 6	R: 0 H: 0 E: 0 K: 0 S: 3 LOB: 0 BB: 0 P: 3	R: 0 H: 0 E: 0 K: 0 S: 3 LOB: 0 BB: 0 P: 3	R: 0 H: 2 E: 0 K: 1 S: 6 LOB: 1 BB: 0 P: 6	R: 0 H: 1 E: 0 K: 2 S: 8 LOB: 1 BB: 0 P: 8	R: 0 H: 1 E: 0 K: 0 S: 4 LOB: 1 BB: 0 P: 4	R: 0 H: 3 E: 0 K: 0 S: 6 LOB: 3 BB: 0 P: 6	R: 1 H: 2 E: 1 K: 0 S: 6 LOB: 3 BB: 0 P: 6	1B: 9 SF: 0 2B: 1 SAC: 0 3B: 1 DP: 2 HR: 0 HBP: 0	WP: 1 PA: 37 PB: 0 SB: 0 CS: 0							
<b>PITCHER</b> Warren Spahn, L (1, 1) ERA: 1.67	IP: 9.0 WLS: W BF: 37 H: 11 R: 1 ER: 1 SO: 4 BB: 0 IBB: 0 HBP: 0 BLK: 0 WP: 1 HR: 0 S: 45 P: 45 ERA: 1.00 WHIP: 1.222															<b>PITCHER</b>	IP: WLS: BF: H: R: ER: SO: BB: IBB: HBP: BLK: WP: HR: S: P: ERA: WHIP:	



Batter	1	2	3	4	5	6	7	8	9	AB	R	H	RBI	BB	SO	LOB	TOP										
<b>Chuck Hiller, L</b> (1, 4) <small>OBP: 0.173, SLG: 0.129</small>	0-0 E1	0-0 SF9		0-0 G3			0-0 3-1			3	0	0	1	0	0	0											
<b>Jim Davenport, R</b> (1, 5) <small>OBP: 0.278, SLG: 0.306</small> <b>Joey Amalfitano, R</b> (3, 5)	0-0 P4	0-0 5-3			4-0 BB		0-0 5-3			2	0	0	0	0	0	2											
<b>Willie Mays, R</b> (1, 8) <small>OBP: 0.345, SLG: 0.466</small>	0-3 K		0-0 1B		0-0 G4-6-3			0-0 F2		4	1	1	0	0	1	2											
<b>Willie McCovey, L</b> (1, 7) <small>OBP: 0.419, SLG: 0.581</small>	0-0 P4		0-0 P4		0-0 1B			0-0 4-3		4	0	1	0	0	0	2											
<b>Orlando Cepeda, R</b> (1, 3) <small>OBP: 0.386, SLG: 0.590</small>		0-0 E	0-0 1B		0-0 P4			0-0 CS		4	1	3	1	0	0	1											
<b>Felipe Alou, R</b> (1, 9) <small>OBP: 0.438, SLG: 0.595</small>		0-0 E6	0-0 F9			0-0 F7		0-0 CS		4	1	1	0	0	0	2											
<b>Ed Bailey, L</b> (1, 2) <small>OBP: 0.381, SLG: 0.842</small> <b>Tom Haller, L</b> (6, 2)		0-0 E6	0-0 F9			0-3 K			0-0 1-3	3	1	1	1	0	1	1											
<b>Jose Pagan, R</b> (1, 6) <small>OBP: 0.231, SLG: 0.237</small>		0-0 5-3		0-0 K		0-0 1-3			0-0 P3	1	0	0	0	0	0	1											
<b>Jack Fisher, R</b> (1, 1) <small>OBP: 0.167, SLG: 0.333</small>		0-0 SF9		0-0 G3			0-0 F4		0-3 K	4	0	1	1	0	1	1											
<b>Inning Stats</b>	R: 0 E: 1 K: 1 S: 6	H: 0 LOB: 1 BB: 0 P: 6	R: 3 E: 1 K: 0 S: 7	H: 3 LOB: 1 BB: 0 P: 7	R: 1 E: 0 K: 0 S: 5	H: 2 LOB: 1 BB: 0 P: 5	R: 0 E: 0 K: 1 S: 5	H: 0 LOB: 0 BB: 0 P: 5	R: 0 E: 0 K: 1 S: 5	H: 0 LOB: 0 BB: 0 P: 5	R: 0 E: 0 K: 0 S: 3	H: 0 LOB: 0 BB: 0 P: 3	R: 0 E: 0 K: 0 S: 3	H: 1 LOB: 0 BB: 0 P: 3	R: 0 E: 0 K: 1 S: 6	H: 1 LOB: 1 BB: 0 P: 6	1B: 5 2B: 2 3B: 1 HR: 0	SF: 1 SAC: 0 DP: 1 HBP: 0	WP: 0 PA: 37 PB: 0 SB: 0 CS: 1								
<b>PITCHER</b>	IP	WLS	BF	H	R	ER	SO	BB	IBB	HBP	BLK	WP	HR	S	P	ERA	WHIP										
<b>Cal McLish, R</b> (1, 1) <small>ERA: 5.3</small> <b>Johnny Klippstein, R</b> (3, 1) <small>ERA: 0.54</small>	2.1	L	14	5	4	2	1	0	0	0	0	0	0	16	16	7.71	2.143										

San Francisco Giants @ Philadelphia Phillies  
 Connie Mack Stadium, Philadelphia, PA  
 Mon Apr 29 1963, 7:05 PM EDT  
 Att. 8,233 - Unknown

livebaseballscorecards.com

<b>AB</b>	34
<b>R</b>	4
<b>H</b>	8
<b>RBI</b>	4
<b>BB</b>	1
<b>SO</b>	4
<b>LOB</b>	15





Batter	1	2	3	4	5	6	7	8	9	AB R H RBI BB SO LOB
Tony Taylor, R (1, 4) OBP: 0.357, SLG: 0.351	0-0 F7	0-0 6-3			0-0 1-3		0-0 F9		0-3 K	5 0 0 0 0 1 3
Johnny Callison, L (1, 9) OBP: 0.321, SLG: 0.423	0-0 G3		0-3 K		0-0 F9		0-3 K		0-0 G3	5 0 0 0 0 2 1
Tony Gonzalez, L (1, 8) OBP: 0.356, SLG: 0.346	0-0 F7		G3 2B		0-0 2B 1B		0-0 4-3			4 1 2 0 0 0 0
Wes Covington, L (1, 7) OBP: 0.391, SLG: 0.690		0-0 F8	0-0 G3		0-0 1B 2B		0-0 3-1			4 0 1 1 0 0 1
Don Demeter, R (1, 3) OBP: 0.413, SLG: 0.609		1-0 G3 1B HBP	0-0 F7		0-0 FC6-4 1B		0-0 6-3			3 1 1 0 0 0 1
Don Hoak, R (1, 5) OBP: 0.333, SLG: 0.382		0-0 G3 1B		0-0 4-3	0-0 FC6-4		0-0 PB 1B			4 1 2 0 0 0 2
Clay Dalrymple, L (1, 2) OBP: 0.304, SLG: 0.372		0-0 G3		0-0 1B		0-3 K		0-0 6-3		3 0 1 0 0 1 2
Roy Sievers, R (8, PH) OBP: 0.308, SLG: 0.375		1-2 2-3		0-0 1B				1-2		1 0 0 0 0 0 1
Bob Oldis, R (9, 2) OBP: 0.167, SLG: 0.167										0 0 0 0 0 0 0
Bobby Wine, R (1, 6) OBP: 0.371, SLG: 0.412		0-0 1B 1B		0-0 F2		0-0 P6		0-0 SH3-4 1B		4 0 2 2 0 0 1
Cal McLish, S (1, 1) OBP: 0.167, SLG: 0.167		0-0 1B		0-0 G3		0-0 F8		0-0 SH3-4		1 0 1 0 0 0 0
Johnny Klippstein, R (3, 1)										2 0 0 0 0 0 1
Ruben Amaro, R (9, PH) OBP: 0.273, SLG: 0.158		1-2 1B								0 0 0 0 0 0 0

Inning Stats	R: 0	H: 0	E: 0	K: 0	S: 3	R: 2	H: 3	E: 0	K: 0	S: 6	R: 0	H: 1	E: 0	K: 1	S: 6	R: 0	H: 1	E: 0	K: 0	S: 4	R: 1	H: 3	E: 0	K: 0	S: 6	R: 0	H: 0	E: 0	K: 1	S: 5	R: 0	H: 0	E: 0	K: 1	S: 5	R: 0	H: 1	E: 0	K: 0	S: 4	R: 0	H: 1	E: 0	K: 1	S: 6	R: 0	H: 1	E: 0	K: 1	S: 6	1B: 8	SF: 0	2B: 2	SAC: 1	3B: 0	DP: 0	HR: 0	HBP: 1	WP: 0	PA: 38
--------------	------	------	------	------	------	------	------	------	------	------	------	------	------	------	------	------	------	------	------	------	------	------	------	------	------	------	------	------	------	------	------	------	------	------	------	------	------	------	------	------	------	------	------	------	------	------	------	------	------	------	-------	-------	-------	--------	-------	-------	-------	--------	-------	--------

PITCHER	IP	WLS	BF	H	R	ER	SO	BB	IBB	HBP	BLK	WP	HR	S	P	ERA	WHIP
Jack Fisher, R (1, 1) ERA: 2.95	9.0	W	38	10	3	3	4	0	0	1	0	0	0	45	46	3.00	1.111


**BOTTOM**

San Francisco Giants @ Philadelphia Phillies  
 Connie Mack Stadium, Philadelphia, PA

Mon Apr 29 1963, 7:05 PM EDT  
 Att. 8,233 - Unknown

livebaseballscorecards.com

AB	36
R	3
H	10
RBI	3
BB	0
SO	4
LOB	13



Batter	1	2	3	4	5	6	7	8	9	AB R H RBI BB SO LOB	TOP											
<b>Harvey Kuenn, R</b> (1, 5) <small>OBP: 0.250, SLG: 0.217</small> <b>Ernie Bowman, R</b> (8, 4) <small>OBP: 0.500, SLG: 0.750</small>	0-0 6-3		0-0 G4-6-3 1B	0-0 F8			0-0 F5 1-2	0-0 F9		5 0 1 0 0 0 5 0 0 0 0 0 0 0												
<b>Chuck Hiller, L</b> (1, 4) <small>OBP: 0.171, SLG: 0.127</small> <b>Joey Amalfitano, R</b> (2, 4) <small>OBP: 0.095, SLG: 0.050</small>	0-0 1-3		0-0 G4-6-3 1-2f		0-0 6-3		0-0 1B BLK 1B	0-0 5-3		1 0 0 0 0 0 0 4 1 1 0 0 0 1												
<b>Willie Mays, R</b> (1, 8) <small>OBP: 0.359, SLG: 0.468</small>	0-0 BB 1B			0-0 2B 1B	0-3 K		0-3 K	4-0 BB		4 1 2 0 1 2 2												
<b>Willie McCovey, L</b> (1, 7) <small>OBP: 0.443, SLG: 0.606</small>	4-0 1-2 BB			0-0 1B 2B	0-0 1B		0-0 1-3 2-H BLK 1B	0-3 K		4 1 3 2 1 1 1												
<b>Orlando Cepeda, R</b> (1, 3) <small>OBP: 0.375, SLG: 0.566</small>	0-3 K			0-0 E SF8 1B	0-0 1-3		0-0 F7 1-2 3-H	0-0 P3		5 1 1 1 0 1 5												
<b>Felipe Alou, R</b> (1, 9) <small>OBP: 0.440, SLG: 0.590</small>		0-0 F7		0-0 S E 1B		0-0 F8-3 1B	0-0 F7			4 0 2 0 0 0 0												
<b>Tom Haller, L</b> (1, 2) <small>OBP: 0.309, SLG: 0.293</small>		0-0 4-3		0-0 E6 1-2 2-3		0-0 F8-3	0-0 FC1-5 S 1B			4 0 1 0 0 0 3												
<b>Jose Pagan, R</b> (1, 6) <small>OBP: 0.232, SLG: 0.231</small>		0-0 F8		0-0 SF8 3-H		0-0 F9	4-0 FC1-5 BB			2 0 0 1 1 0 0												
<b>Jack Sanford, R</b> (1, 1) <small>OBP: 0.286, SLG: 0.389</small>			0-3 K	0-3 K 2-3			0-0 PB 1B	0-0 FC1-5 1-2 2-3f		4 1 1 0 0 2 4												
<b>Inning Stats</b>	R: 0 E: 0 K: 1 S: 6	H: 1 LOB: 2 BB: 1 P: 10	R: 0 E: 0 K: 0 S: 3	H: 0 LOB: 0 BB: 0 P: 3	R: 0 E: 0 K: 1 S: 5	H: 1 LOB: 0 BB: 0 P: 5	R: 3 E: 1 K: 1 S: 10	H: 4 LOB: 2 BB: 0 P: 10	R: 0 E: 0 K: 1 S: 6	H: 1 LOB: 1 BB: 0 P: 6	R: 0 E: 0 K: 0 S: 3	H: 1 LOB: 0 BB: 0 P: 3	R: 2 E: 0 K: 1 S: 8	H: 3 LOB: 1 BB: 0 P: 8	R: 0 E: 0 K: 0 S: 4	H: 1 LOB: 2 BB: 1 P: 8	R: 0 E: 0 K: 1 S: 5	H: 0 LOB: 1 BB: 1 P: 9	1B: 11 2B: 2 3B: 0 HR: 0	SF: 1 SAC: 0 DP: 2 HBP: 0	WP: 0 PB: 1 SB: 2 CS: 0	PA: 41
<b>PITCHER</b>	IP WLS BF H R ER SO BB IBB HBP BLK WP HR S P ERA WHIP																					
<b>Bob Friend, R</b> (1, 1) <small>ERA: 3.25</small> <b>Tommie Sisk, R</b> (5, 1) <small>ERA: 0.82</small> <b>Tom Sturdivant, R</b> (7, 1) <small>ERA: 6.48</small>	4.0 L 19 6 3 3 3 1 0 0 0 0 0 0 24 28 6.75 1.750																					
	2.0 7 2 0 0 1 0 0 0 0 0 0 0 9 9 0.00 1.000																					
	3.0 15 4 2 2 2 2 0 0 1 0 0 0 17 25 6.00 2.000																					

**San Francisco Giants @ Pittsburgh Pirates**  
 Forbes Field, Pittsburgh, PA  
 Wed May 01 1963, 7:05 PM EDT  
 Att. 6,122 - Unknown

AB	37
R	5
H	12
RBI	4
BB	3
SO	6
LOB	21



[livebaseballscorecards.com](http://livebaseballscorecards.com)

Batter	1	2	3	4	5	6	7	8	9	AB	R	H	RBI	BB	SO	LOB
Dick Schofield, S OBP: 0.377, SLG: 0.303 (1, 6)	0-0 1B FC3-6 1B	0-0 G3		0-0 FC6-4 1-2f			0-0 P6		0-3 K	5	1	1	0	0	1	5
Bob Skinner, L OBP: 0.354, SLG: 0.333 (1, 7)	0-0 1-3 FC3-6 1B		0-0 1-3			0-0 F7	0-0 4-3			4	0	1	0	0	0	0
Roberto Clemente, R OBP: 0.274, SLG: 0.357 (1, 9)	0-0 FC3-6 1-2f 3-H		0-0 4-3			0-0 6-3	0-0 F4			4	0	0	1	0	0	1
Donn Clendenon, R OBP: 0.362, SLG: 0.574 (1, 3)	0-0 F8 3-H		0-3 K			0-0 1B		0-3 K		4	0	1	0	0	2	1
Bill Mazerowski, R OBP: 0.373, SLG: 0.393 (1, 4)	0-0 P5			0-0 6-3	0-0 4-3			0-0 1B		4	0	1	0	0	0	2
Bill Virdon, L OBP: 0.323, SLG: 0.339 (1, 8)		0-0 SH3-4 E 1B		0-0 BB BB 1B		0-0 FC6-4 1B		0-0 F5		4	0	3	0	0	0	1
Bob Bailey, R OBP: 0.364, SLG: 0.431 (1, 5)		0-0 P6 1-2		4-0 BB BB 1B		0-0 FC6-4 BLK 1-2f		0-0 P4		3	0	0	0	1	0	3
Jim Pagliaroni, R OBP: 0.429, SLG: 0.500 (1, 2)		4-0 SH3-4 BB		4-0 FC6-4 BB 1-2 2-3		0-3 K			0-0 F7	2	0	0	0	2	1	1
Bob Friend, R OBP: 0.250, SLG: 0.182 (1, 1)		0-0 SH3-4		0-0 F2		0-3 K			0-0 6-3	0	0	0	0	0	0	0
Willie Stargell, L OBP: 0.500, SLG: 0.444 (4, PH)										1	0	0	0	0	0	3
Tommie Sisk, R (5, 1)										0	0	0	0	0	0	0
Larry Elliot, L (6, PH)										1	0	0	0	0	1	1
Tom Sturdivant, L (7, 1)										0	0	0	0	0	0	0
Johnny Logan, R OBP: 0.500, SLG: 0.500 (9, PH)		1-2 2-3								1	0	0	0	0	0	0

Inning Stats	R: 1	H: 2	E: 0	K: 0	S: 5	H: 2	LOB: 1	BB: 0	P: 5	R: 0	H: 1	E: 1	K: 0	S: 4	H: 0	LOB: 0	BB: 1	P: 8	R: 0	H: 0	E: 0	K: 1	S: 5	H: 0	LOB: 0	BB: 0	P: 5	R: 0	H: 1	E: 0	K: 0	S: 4	H: 1	LOB: 3	BB: 2	P: 12	R: 0	H: 1	E: 0	K: 0	S: 4	H: 1	LOB: 1	BB: 0	P: 4	R: 0	H: 1	E: 0	K: 2	S: 8	H: 0	LOB: 0	BB: 0	P: 3	R: 0	H: 1	E: 0	K: 1	S: 6	H: 1	LOB: 1	BB: 0	P: 6	R: 0	H: 0	E: 0	K: 1	S: 5	H: 0	LOB: 0	BB: 0	P: 5	1B: 7	2B: 0	3B: 0	HR: 0	SF: 0	SAC: 1	DP: 0	HBP: 0	WP: 0	PB: 0	SB: 0	CS: 0	PA: 37
--------------	------	------	------	------	------	------	--------	-------	------	------	------	------	------	------	------	--------	-------	------	------	------	------	------	------	------	--------	-------	------	------	------	------	------	------	------	--------	-------	-------	------	------	------	------	------	------	--------	-------	------	------	------	------	------	------	------	--------	-------	------	------	------	------	------	------	------	--------	-------	------	------	------	------	------	------	------	--------	-------	------	-------	-------	-------	-------	-------	--------	-------	--------	-------	-------	-------	-------	--------

PITCHER	IP	WLS	BF	H	R	ER	SO	BB	IBB	HBP	BLK	WP	HR	S	P	ERA	WHIP
Jack Sanford, R ERA: 2.68 (1, 1)	9.0	W	37	7	1	1	5	3	0	0	1	0	0	44	56	1.00	1.111

**BOTTOM**

**San Francisco Giants @ Pittsburgh Pirates**  
 Forbes Field, Pittsburgh, PA  
 Wed May 01 1963, 7:05 PM EDT  
 Att. 6,122 - Unknown

livebaseballscorecards.com

<b>AB</b>	<b>33</b>
<b>R</b>	<b>1</b>
<b>H</b>	<b>7</b>
<b>RBI</b>	<b>1</b>
<b>BB</b>	<b>3</b>
<b>SO</b>	<b>5</b>
<b>LOB</b>	<b>18</b>



Batter	1	2	3	4	5	6	7	8	9	AB R H RBI BB SO LOB	TOP
Harvey Kuenn, R (1, 5) OBP: 0.250, SLG: 0.222 Ernie Bowman, R (7, PR) OBP: 0.500, SLG: 0.750 (7, 4)	0-0 1-3		0-0 5-3		0-0 5-3		0-0 1B			4 0 1 0 0 0 1 0 0 0 0 0 0 0	<b>San Francisco Giants @ Pittsburgh Pirates</b> Forbes Field, Pittsburgh, PA Thu May 02 1963, 7:05 PM EDT Att. 9,563 - Unknown <a href="http://livebaseballscorecards.com">livebaseballscorecards.com</a>
Felipe Alou, R (1, 9) OBP: 0.432, SLG: 0.610	0-0 5-3		0-0 HR		0-0 6-3		0-0 5-3			4 1 1 2 0 0 1	
Willie Mays, R (1, 8) OBP: 0.354, SLG: 0.457	0-3 K		0-0 F9		0-0 1B			0-0 F7		4 0 1 0 0 1 0	
Willie McCovey, L (1, 7) OBP: 0.434, SLG: 0.600		0-0 F7		0-0 1B 2B		0-0 F9		0-3 K		4 0 1 0 0 1 1	
Ed Bailey, L (1, 2) OBP: 0.360, SLG: 0.739		0-0 E9 1B		0-0 F7		0-0 L4		0-3 K		4 0 1 0 0 1 1	
Orlando Cepeda, R (1, 3) OBP: 0.380, SLG: 0.558		0-0 1B		4-0 FC5 1B IBB		0-3 K		0-3 K		3 0 1 0 1 2 0	
Joey Amalfitano, R (1, 4) OBP: 0.160, SLG: 0.125 (7, 5)		0-0 3-1		0-0 1-2 2-3 1B		0-0 CS 1B		0-0 F7		4 0 2 0 0 0 1	
Jose Pagan, R (1, 6) OBP: 0.233, SLG: 0.232			0-0 SH1-3 HR 1B		0-3 K		0-0 CS 1-2	0-0 5-3		4 1 1 0 0 2 3	
Juan Marichal, R (1, 1) OBP: 0.308, SLG: 0.385			0-0 SH1-3		0-0 FC5		0-0 6-3			2 0 0 0 0 0 3	
<b>Inning Stats</b>	R: 0 H: 0 E: 0 LOB: 0 K: 1 BB: 0 S: 5 P: 5	R: 0 H: 2 E: 1 LOB: 1 K: 0 BB: 0 S: 4 P: 4	R: 2 H: 2 E: 0 LOB: 0 K: 0 BB: 0 S: 5 P: 5	R: 0 H: 2 E: 0 LOB: 3 K: 1 BB: 1 S: 7 P: 11	R: 0 H: 1 E: 0 LOB: 1 K: 0 BB: 0 S: 4 P: 4	R: 0 H: 1 E: 0 LOB: 0 K: 1 BB: 0 S: 5 P: 5	R: 0 H: 1 E: 0 LOB: 1 K: 0 BB: 0 S: 4 P: 4	R: 0 H: 0 E: 0 LOB: 0 K: 2 BB: 0 S: 7 P: 7	R: 0 H: 0 E: 0 LOB: 0 K: 2 BB: 0 S: 7 P: 7	1B: 7 SF: 0 2B: 1 SAC: 1 3B: 0 DP: 0 HR: 1 HBP: 0	WP: 0 PA: 36 PB: 0 SB: 1 CS: 1
<b>PITCHER</b> Don Cardwell, R (1, 1) ERA: 5.91 Harvey Haddix, L (8, 1) ERA: 2.12	IP WLS BF H R ER SO BB IBB HBP BLK WP HR S P ERA WHIP										



Batter	1	2	3	4	5	6	7	8	9	AB	R	H	RBI	BB	SO	LOB
Dick Schofield, S OBP: 0.370, SLG: 0.290 (1, 6)	0-3 K		4-0 FC4-6 BB		0-0 F7			0-0 P6		3	0	0	0	1	1	0
Bob Skinner, L OBP: 0.348, SLG: 0.361 (1, 7)	0-3 K		0-0 FC4-6 E S 1-2f			0-0 4-3 3B		0-0 F7		4	1	1	0	0	1	1
Roberto Clemente, R OBP: 0.258, SLG: 0.333 (1, 9)	0-0 F8		0-0 6-3			0-0 4-3		0-3 K		4	0	0	1	0	1	1
Smoky Burgess, L OBP: 0.346, SLG: 0.542 Julio Gotay, R OBP: 0.500, SLG: 0.500 (9, PR)		0-0 FC5-4 1B		0-0 E3		0-0 G3		0-0 FC6-4 1B		4	0	2	0	0	0	0
Donn Clendenon, R OBP: 0.342, SLG: 0.538 (1, 3)		0-0 F9		0-3 K		0-3 K		0-0 FC6-4 G5-4-3		4	0	0	0	0	2	3
Bill Mazeroski, R OBP: 0.366, SLG: 0.383 (1, 4)		0-0 FC5-4 2B 1-2f		0-3 K			0-0 SH2-4 1B	0-0 G5-4-3		4	0	1	0	0	1	3
Bill Virdon, L OBP: 0.328, SLG: 0.359 (1, 8)		0-0 2B		0-0 F7			0-0 SH2-4 1-2			2	0	1	0	0	0	1
Bob Bailey, R OBP: 0.348, SLG: 0.410 (1, 5)		0-0 5-3			0-0 F8		0-0 P4			3	0	0	0	0	0	3
Don Cardwell, R Willie Stargell, L Harvey Haddix, L OBP: 0.455, SLG: 0.400 OBP: 0.250, SLG: 0.500 (7, PH) (8, 1)			0-0 F8			0-0 5-3		0-3 K		2	0	0	0	0	0	0
										1	0	0	0	0	1	1
										0	0	0	0	0	0	0


Inning Stats	R: 0	H: 0	E: 0	K: 2	S: 7	R: 0	H: 2	E: 0	K: 0	S: 5	R: 0	H: 0	E: 0	K: 0	S: 3	R: 0	H: 0	E: 1	K: 2	S: 8	R: 0	H: 0	E: 0	K: 0	S: 3	R: 1	H: 1	E: 0	K: 1	S: 6	R: 0	H: 1	E: 0	K: 1	S: 6	R: 0	H: 0	E: 0	K: 1	S: 5	R: 0	H: 1	E: 0	K: 0	S: 3	1B: 3	SF: 0	2B: 1	SAC: 1	3B: 1	DP: 1	HR: 0	HBP: 0	WP: 0	PA: 33	PB: 0	SB: 1	CS: 0
PITCHER Juan Marichal, R ERA: 2.36 (1, 1)	IP	WLS	BF	H	R	ER	SO	BB	IBB	HBP	BLK	WP	HR	S	P	ERA	WHIP																			PITCHER	IP	WLS	BF	H	R	ER	SO	BB	IBB	HBP	BLK	WP	HR	S	P	ERA	WHIP					

**BOTTOM**

**San Francisco Giants @ Pittsburgh Pirates**  
Forbes Field, Pittsburgh, PA

Thu May 02 1963, 7:05 PM EDT  
Att. 9,563 - Unknown

AB	31
R	1
H	5
RBI	1
BB	1
SO	7
LOB	13



[livebaseballscorecards.com](http://livebaseballscorecards.com)

Batter	1	2	3	4	5	6	7	8	9	AB R H RBI BB SO LOB	TOP		
Harvey Kuenn, R (1, 5) OBP: 0.250, SLG: 0.226 Ernie Bowman, R (7, 4) OBP: 0.500, SLG: 0.750	0-0 6-3		0-0 SF8 2B 1B		0-0 F7		0-0 3-1		0-0 SH3-4	4 1 1 0 0 0 1 0 0 0 0 0 0 0			
Felipe Alou, R (1, 9) OBP: 0.419, SLG: 0.616	0-0 3B		0-0 SF8		0-0 6-3		0-3 K2-3		0-0 F8	4 0 1 1 0 1 2			
Willie McCovey, L (1, 7) OBP: 0.420, SLG: 0.568	0-0 F5		1-0 2B HBP			0-3 K2-3		0-0 4-3	0-0 5-3	4 0 0 0 0 1 2			
Willie Mays, R (1, 8) OBP: 0.350, SLG: 0.459	0-0 6-3		0-0 2B			0-0 L6		0-0 P6		4 0 1 1 0 0 1			
Orlando Cepeda, R (1, 3) OBP: 0.375, SLG: 0.544		0-0 F2	0-0 4-3			0-0 4-3		0-0 1B 1B		4 1 1 0 0 0 2			
Ed Bailey, L (1, 2) OBP: 0.379, SLG: 0.704		0-0 L3		0-0 F2			0-0 2B 1B	0-0 1B 1B		4 1 2 0 0 0 0			
Joey Amalfitano, R (1, 4) OBP: 0.207, SLG: 0.214		0-0 4-3		0-0 F8			0-0 2B 2B	0-0 FC6-4 1B		4 1 2 1 0 0 0			
Jose Pagan, R (1, 6) OBP: 0.233, SLG: 0.233			0-0 1B SF8 SH3-4 1B		0-0 5-3		0-0 F2	0-0 FC6-4		4 1 1 0 0 0 4			
Jack Fisher, R (1, 1) OBP: 0.333, SLG: 0.500			0-0 SH3-4		0-0 1-3		0-0 3-1 2B	0-0 SH3-4 BB		2 0 1 2 1 0 0			
<b>Inning Stats</b>	R: 0 H: 1 E: 0 LOB: 1 K: 0 BB: 0 S: 4 P: 4	R: 0 H: 0 E: 0 LOB: 0 K: 0 BB: 0 S: 3 P: 3	R: 2 H: 3 E: 0 LOB: 2 K: 0 BB: 0 S: 6 P: 7	R: 0 H: 0 E: 0 LOB: 0 K: 0 BB: 0 S: 3 P: 3	R: 0 H: 0 E: 0 LOB: 0 K: 0 BB: 0 S: 3 P: 3	R: 0 H: 0 E: 0 LOB: 0 K: 1 BB: 0 S: 5 P: 5	R: 2 H: 3 E: 0 LOB: 1 K: 1 BB: 0 S: 8 P: 8	R: 1 H: 3 E: 0 LOB: 2 K: 0 BB: 0 S: 6 P: 6	R: 0 H: 0 E: 0 LOB: 1 K: 0 BB: 1 S: 3 P: 7	1B: 6 SF: 1 2B: 3 SAC: 2 3B: 1 DP: 0 HR: 0 HBP: 1	WP: 0 PA: 39 PB: 0 SB: 0 CS: 0		
<b>PITCHER</b>	IP WLS BF H R ER SO BB IBB HBP BLK WP HR S P ERA WHIP											<b>PITCHER</b>	IP WLS BF H R ER SO BB IBB HBP BLK WP HR S P ERA WHIP
Jay Hook, R (1, 1) ERA: 6.32	7.2 L 34 10 5 5 2 0 0 0 1 0 0 0 0 37 38 5.87 1.304												
Tracy Stallard, R (8, 1) ERA: 9.82	0.1 1 0 0 0 0 0 0 0 0 0 0 0 0 1 1 0.00 0.000												
Don Rowe, L (9, 1) ERA: 3.21	1.0 4 0 0 0 0 0 0 1 0 0 0 0 0 3 7 0.00 1.000												

San Francisco Giants @ New York Mets  
Polo Grounds, New York, NY  
Fri May 03 1963, 7:05 PM EDT  
Att. 49,431 - Unknown

AB	34
R	5
H	10
RBI	5
BB	1
SO	2
LOB	12











Batter	1	2	3	4	5	6	7	8	9	AB	R	H	RBI	BB	SO	LOB	TOP						
<b>Harvey Kuenn, R</b> (1, 5) <small>OBP: 0.237, SLG: 0.194</small> <b>Ernie Bowman, R</b> (8, 4) <small>OBP: 0.400, SLG: 0.600</small>	4-0  HR BB	0-0 E4  G5-4-3		0-3 K  K	0-0 CS  CS	0-0 P5  P5		0-0 G1-4-3  G1-4-3		4	1	0	0	1	1	3							
<b>Felipe Alou, R</b> (1, 9) <small>OBP: 0.413, SLG: 0.642</small>	4-0  HR BB	0-0 G5-4-3  G5-4-3		0-0  HR		0-0 F9  F9		0-0 F7  F7		4	2	1	2	1	0	2							
<b>Willie McCovey, L</b> (1, 7) <small>OBP: 0.404, SLG: 0.553</small>	0-0 F2  F2		0-3 K  K	0-0  3B		0-0 P6  P6		0-0 1-3  1-3		5	0	1	0	0	1	2							
<b>Willie Mays, R</b> (1, 8) <small>OBP: 0.345, SLG: 0.474</small>	0-0  HR		0-0 F8  F8	0-0 F7  F7		0-0 6-3  6-3		0-0  FC4-6 1B		5	1	2	3	0	0	1							
<b>Orlando Cepeda, R</b> (1, 3) <small>OBP: 0.377, SLG: 0.600</small>	0-0 1-3  1-3		0-0  2B		0-0 P6  P6		0-0 6-3  6-3	0-0 FC4-6  FC4-6		5	0	1	0	0	0	1							
<b>Tom Haller, L</b> (1, 2) <small>OBP: 0.329, SLG: 0.306</small>	0-0  1B		4-0  BB		0-3 K  1B		0-0  1B			3	1	2	0	1	1	0							
<b>Joey Amalfitano, R</b> (1, 4) <small>OBP: 0.189, SLG: 0.194</small> (8, 5)	0-3 K  K		0-0 5-3  5-3		0-0  1B CS		0-0 1-3  1-3			4	0	1	0	0	1	4							
<b>Jose Pagan, R</b> (1, 6) <small>OBP: 0.255, SLG: 0.247</small>		0-0  1B		0-0  HR 1B	0-0  1B		0-0 P1  P1			4	1	3	1	0	0	0							
<b>Jack Sanford, R</b> (1, 1) <small>OBP: 0.240, SLG: 0.318</small>		0-0 F3  F3		0-3 K  K	0-3 K  K		0-0 E6  E6			4	0	0	0	0	2	4							
<b>Inning Stats</b>	R: 3 E: 0 K: 1 S: 7	H: 2 LOB: 1 BB: 2 P: 15	R: 0 E: 1 K: 0 S: 4	H: 1 LOB: 1 BB: 0 P: 4	R: 0 E: 0 K: 1 S: 6	H: 1 LOB: 2 BB: 1 P: 10	R: 2 E: 0 K: 2 S: 10	H: 3 LOB: 1 BB: 0 P: 10	R: 1 E: 0 K: 0 S: 9	H: 2 LOB: 1 BB: 0 P: 9	R: 0 E: 0 K: 0 S: 3	H: 0 LOB: 0 BB: 0 P: 3	R: 0 E: 0 K: 0 S: 4	H: 1 LOB: 1 BB: 0 P: 4	R: 0 E: 1 K: 0 S: 3	H: 0 LOB: 0 BB: 0 P: 3	R: 0 E: 0 K: 0 S: 4	H: 1 LOB: 1 BB: 0 P: 4	1B: 7 2B: 1 3B: 1 HR: 2	SF: 0 SAC: 0 DP: 2 HBP: 0	WP: 0 PB: 1 SB: 2 CS: 1	PA: 42	
<b>PITCHER</b> <b>Galen Cisco, R</b> (1, 1) <small>ERA: 4.33</small> <b>Tracy Stallard, R</b> (5, 1) <small>ERA: 8.64</small> <b>Larry Bearmarth, R</b> (6, 1) <small>ERA: 0.82</small>	IP WLS BF H R ER SO BB IBB HBP BLK WP HR S P ERA WHIP	IP WLS BF H R ER SO BB IBB HBP BLK WP HR S P ERA WHIP																					

**San Francisco Giants @ New York Mets**  
 Polo Grounds, New York, NY  
 Sun May 05 1963, 3:33 AM EDT  
 Unknown

[livebaseballscorecards.com](http://livebaseballscorecards.com)

<b>AB</b>	<b>38</b>
<b>R</b>	<b>6</b>
<b>H</b>	<b>11</b>
<b>RBI</b>	<b>6</b>
<b>BB</b>	<b>3</b>
<b>SO</b>	<b>6</b>
<b>LOB</b>	<b>17</b>



Batter	1	2	3	4	5	6	7	8	9	AB R H RBI BB SO LOB
Charlie Neal, R OBP: 0.301, SLG: 0.277 (1, 5) (9, 6)	0-0 4-3 1B	4-0 1-2 BB			0-0 E3		0-3 K		0-3 K	4 0 1 0 1 2 0
Ron Hunt, R OBP: 0.381, SLG: 0.455 Larry Bearmarth, R (6, 1)	0-3 K	0-0 6-3			0-3 K		0-0 1-3		0-3 K	3 0 0 0 0 2 4 1 0 0 0 0 0 0 1 0 0 0 0 1 0
Jim Hickman, R OBP: 0.380, SLG: 0.530 (9, PH)					0-0 F8		0-3 K			4 0 1 0 0 1 2
Duke Snider, L OBP: 0.304, SLG: 0.479 (1, 8)	0-0 4-3 1-2		0-0 G4-6-3 1B							
Ed Kranepool, L OBP: 0.305, SLG: 0.411 (1, 9)	4-0 BB		0-0 G4-6-3 1-2f		0-0 1-3			0-0 1B 2B		3 1 1 0 1 0 1
Frank Thomas, R OBP: 0.236, SLG: 0.333 (1, 7)	0-0 1-3		0-3 K		0-0 E5 FC3-6 1B			0-0 P4		4 1 0 0 0 1 3
Tim Harkness, L OBP: 0.256, SLG: 0.333 (1, 3)		0-0 HR		0-0 4-3		0-0 FC3-6 1B		0-0 1B 2-H		4 1 3 2 0 0 0
Choo-Choo Coleman, L OBP: 0.241, SLG: 0.137 (1, 2)		0-0 P6		0-3 K		0-0 FC3-6 1B 1-2f 2-3		0-0 P4		4 0 0 0 0 1 3
Al Moran, R OBP: 0.258, SLG: 0.283 Mary Throneberry, L OBP: 0.200, SLG: 0.214 Rod Kanehl, R OBP: 0.333, SLG: 0.250 (1, 6) (8, PH) (9, 5)		0-0 BB 1B		0-0 F9		0-0 1B 1-3 3-H		0-3 K		3 0 2 1 0 0 0 1 0 0 0 0 1 1 0 0 0 0 0 0 0
Galen Cisco, R OBP: 0.143, SLG: 0.286 Tracy Stallard, R (5, 1)		0-3 K			0-0 6-3		0-0 F7		0-0 1-3	1 0 0 0 0 1 1 0 0 0 0 0 0 0 1 0 0 0 0 0 0 2 0 0 0 0 0 2
Cliff Cook, R OBP: 0.121, SLG: 0.065 Larry Burright, R OBP: 0.290, SLG: 0.400 (6, 4)										

Inning Stats	R: 0 E: 0 K: 1 S: 6	H: 1 LOB: 2 BB: 1 P: 10	R: 1 E: 0 K: 1 S: 7	H: 2 LOB: 2 BB: 1 P: 11	R: 0 E: 0 K: 1 S: 5	H: 1 LOB: 0 BB: 0 P: 5	R: 0 E: 0 K: 1 S: 5	H: 0 LOB: 0 BB: 0 P: 5	R: 0 E: 1 K: 1 S: 6	H: 0 LOB: 1 BB: 0 P: 6	R: 1 E: 1 K: 0 S: 6	H: 2 LOB: 2 BB: 0 P: 6	R: 0 E: 0 K: 2 S: 7	H: 0 LOB: 0 BB: 0 P: 7	R: 1 E: 0 K: 1 S: 7	H: 2 LOB: 1 BB: 0 P: 7	R: 0 E: 0 K: 2 S: 7	H: 0 LOB: 0 BB: 0 P: 7	1B: 6 2B: 1 3B: 0 HR: 1	SF: 0 SAC: 0 DP: 1 HBP: 0	WP: 0 PB: 0 SB: 0 CS: 0	PA: 38
--------------	------------------------------	----------------------------------	------------------------------	----------------------------------	------------------------------	---------------------------------	------------------------------	---------------------------------	------------------------------	---------------------------------	------------------------------	---------------------------------	------------------------------	---------------------------------	------------------------------	---------------------------------	------------------------------	---------------------------------	----------------------------------	------------------------------------	----------------------------------	--------


PITCHER	IP	WLS	BF	H	R	ER	SO	BB	IBB	HBP	BLK	WP	HR	S	P	ERA	WHIP	PITCHER	IP	WLS	BF	H	R	ER	SO	BB	IBB	HBP	BLK	WP	HR	S	P	ERA	WHIP		
Jack Sanford, R ERA: 2.57 (1, 1)	9.0	W	38	8	3	2	10	2	0	0	0	0	1	56	64	2.00	1.111																				

**BOTTOM**

**San Francisco Giants @ New York Mets**  
Polo Grounds, New York, NY  
Sun May 05 1963, 3:33 AM EDT  
Unknown

<b>AB</b>	<b>36</b>
<b>R</b>	<b>3</b>
<b>H</b>	<b>8</b>
<b>RBI</b>	<b>3</b>
<b>BB</b>	<b>2</b>
<b>SO</b>	<b>10</b>
<b>LOB</b>	<b>17</b>

[livebaseballscorecards.com](http://livebaseballscorecards.com)



Batter	1	2	3	4	5	6	7	8	9	AB R H RBI BB SO LOB	TOP	
Jim Davenport, R (1, 5) OBP: 0.311, SLG: 0.390	0-0 F9		0-0 F2		0-0 BB 1B		0-0 5-3		0-0 6-3	5 1 1 0 0 0 1		
Felipe Alou, R (1, 7) OBP: 0.426, SLG: 0.643 (7, 9)	0-0 4-3 1B		0-0 1B		4-0 1B BB		0-0 5-3			3 0 2 0 1 0 0		
Willie McCovey, L (1, 9) OBP: 0.392, SLG: 0.534 Harvey Kuenn, R (7, 7) OBP: 0.256, SLG: 0.216	0-0 4-3 1-2		0-0 F7		0-3 K			0-0 G5-4-3 1B		3 0 0 0 0 1 4 1 0 1 0 0 0 0		
Willie Mays, R (1, 8) OBP: 0.360, SLG: 0.480	4-0 FC5-4 BB			0-0 FC1-4 1B	0-0 FC6 1B			0-0 F9		3 0 2 1 1 0 1		
Orlando Cepeda, R (1, 3) OBP: 0.364, SLG: 0.577	0-0 FC5-4 1-2f			0-0 FC1-4 PB 1-2f	0-0 FC6 1-2f			0-0 G5-4-3 1-2f		4 0 0 0 0 0 6		
Ed Bailey, L (1, 2) OBP: 0.405, SLG: 0.829		0-0 P6		0-0 P4		0-0 P5			0-0 3-1	4 0 0 0 0 0 1		
Joey Amalfitano, R (1, 4) OBP: 0.195, SLG: 0.179		0-3 K		4-0 1-2 BB		0-0 6-3			0-0 F4	3 0 0 0 1 1 0		
Jose Pagan, R (1, 6) OBP: 0.245, SLG: 0.237		0-0 6-3		0-0 1-3		0-0 F7			0-0 E6 3B	4 1 0 0 0 0 2		
Billy Pierce, L (1, 1) Don Larsen, R (4, 1) Matty Alou, L (7, PH) OBP: 0.200, SLG: 0.200 Jim Duffalo, R (7, 1) Tom Haller, L (9, PH) OBP: 0.338, SLG: 0.349			0-0 F8		0-0 4-3		0-0 4-3		0-0 3B 2-H	1 0 0 0 0 0 0 1 0 0 0 0 0 0 1 0 0 0 0 0 0 0 0 0 0 0 0 0 1 0 1 1 0 0 0		
<b>Inning Stats</b>	R: 0 H: 1 E: 0 LOB: 2 K: 0 BB: 1 S: 4 P: 8	R: 0 H: 0 E: 0 LOB: 0 K: 1 BB: 0 S: 5 P: 5	R: 0 H: 1 E: 0 LOB: 1 K: 0 BB: 0 S: 4 P: 4	R: 0 H: 1 E: 0 LOB: 2 K: 0 BB: 1 S: 4 P: 8	R: 1 H: 2 E: 0 LOB: 2 K: 1 BB: 1 S: 7 P: 11	R: 0 H: 0 E: 0 LOB: 0 K: 0 BB: 0 S: 3 P: 3	R: 0 H: 0 E: 0 LOB: 0 K: 0 BB: 0 S: 3 P: 3	R: 0 H: 1 E: 0 LOB: 0 K: 0 BB: 0 S: 3 P: 3	R: 1 H: 1 E: 1 LOB: 1 K: 0 BB: 0 S: 5 P: 5	1B: 6 SF: 0 2B: 0 SAC: 0 3B: 1 DP: 1 HR: 0 HBP: 0	WP: 0 PA: 37 PB: 1 SB: 0 CS: 0	
<b>PITCHER</b> Carl Willey, R (1, 1) ERA: 2.18	IP WLS BF H R ER SO BB IBB HBP BLK WP HR S P ERA WHIP											<b>PITCHER</b> IP WLS BF H R ER SO BB IBB HBP BLK WP HR S P ERA WHIP

**San Francisco Giants @ New York Mets**  
 Polo Grounds, New York, NY  
 Sun May 05 1963, 3:38 AM EDT  
 Att: 53,880 - Unknown

[livebaseballscorecards.com](http://livebaseballscorecards.com)

<b>AB</b>	34
<b>R</b>	2
<b>H</b>	7
<b>RBI</b>	2
<b>BB</b>	3
<b>SO</b>	2
<b>LOB</b>	15



Batter	1	2	3	4	5	6	7	8	9
Al Moran, R OBP: 0.242, SLG: 0.266 (1, 6)	0-3 K		0-3 K		0-0 1-3		0-0 6-3		
Ron Hunt, R OBP: 0.403, SLG: 0.456 (1, 4)	0-0 HR 1B		4-0 1B BB		0-0 F7		4-0 BB		
Cliff Cook, R OBP: 0.162, SLG: 0.200 (1, 9)	0-0 1-H HR		0-0 1-2 1B		0-3 K		0-0 F3		
Frank Thomas, R OBP: 0.240, SLG: 0.333 Rod Kanehl, R OBP: 0.300, SLG: 0.222 (1, 7) (6, PR) (7, 7)	0-0 F8		0-0 4-3		0-0 1B S 1B		0-0 F4		
Charlie Neal, R OBP: 0.309, SLG: 0.299 (1, 5)	0-0 6-3			0-0 1B 2B		0-3 K 1-2		0-0 1B	
Gil Hodges, R OBP: 0.320, SLG: 0.227 (1, 3)		0-0 F4		0-0 FC3-6 1B 2-H		0-3 K		0-0 F4	
Jim Hickman, R OBP: 0.373, SLG: 0.514 (1, 8)		0-0 F9		0-3 K		0-0 FC6-4 1B 2-H		0-0 5-3	
Norm Sherry, R OBP: 0.176, SLG: 0.333 (1, 2)		0-0 4-3		0-0 FC3-6 1-2f		0-0 FC6-4 1-2f			
Carl Willey, R (1, 1)			0-3 K	0-3 K			4-0 BB 6-3		

Inning Stats	R: 2	H: 2	E: 0	K: 1	S: 7	LOB: 0	BB: 0	P: 7	R: 0	H: 0	E: 0	K: 0	S: 3	LOB: 0	BB: 0	P: 3	R: 0	H: 1	E: 0	K: 2	S: 8	LOB: 2	BB: 1	P: 12	R: 1	H: 2	E: 0	K: 2	S: 9	LOB: 1	BB: 0	P: 9	R: 0	H: 0	E: 0	K: 1	S: 5	LOB: 0	BB: 0	P: 5	R: 1	H: 2	E: 0	K: 2	S: 9	LOB: 1	BB: 0	P: 9	R: 0	H: 0	E: 0	K: 0	S: 3	LOB: 2	BB: 2	P: 11	R: 0	H: 1	E: 0	K: 0	S: 3	LOB: 0	BB: 0	P: 3
--------------	------	------	------	------	------	--------	-------	------	------	------	------	------	------	--------	-------	------	------	------	------	------	------	--------	-------	-------	------	------	------	------	------	--------	-------	------	------	------	------	------	------	--------	-------	------	------	------	------	------	------	--------	-------	------	------	------	------	------	------	--------	-------	-------	------	------	------	------	------	--------	-------	------

										PITCHER										PITCHER										PITCHER																																			
Batter	IP	WLS	BF	H	R	ER	SO	BB	IBB	HBP	BLK	WP	HR	S	P	ERA	WHIP	IP	WLS	BF	H	R	ER	SO	BB	IBB	HBP	BLK	WP	HR	S	P	ERA	WHIP	IP	WLS	BF	H	R	ER	SO	BB	IBB	HBP	BLK	WP	HR	S	P	ERA	WHIP														
Billy Pierce, L ERA: 4.22 (1, 1)	3.0	L	15	5	3	3	3	1	0	0	0	0	1	20	24	9.00	2.000	Billy Pierce, L ERA: 4.22 (1, 1)	3.0	L	15	5	3	3	1	0	0	0	1	20	24	9.00	2.000	Billy Pierce, L ERA: 4.22 (1, 1)	3.0	L	15	5	3	3	1	0	0	0	1	20	24	9.00	2.000	Billy Pierce, L ERA: 4.22 (1, 1)	3.0	L	15	5	3	3	1	0	0	0	1	20	24	9.00	2.000
Don Larsen, R ERA: 2.7 (4, 1)	3.0		11	2	1	1	5	0	0	0	0	0	0	21	21	3.00	0.667	Don Larsen, R ERA: 2.7 (4, 1)	3.0		11	2	1	1	5	0	0	0	21	21	3.00	0.667	Don Larsen, R ERA: 2.7 (4, 1)	3.0		11	2	1	1	5	0	0	0	21	21	3.00	0.667	Don Larsen, R ERA: 2.7 (4, 1)	3.0		11	2	1	1	5	0	0	0	21	21	3.00	0.667			
Jim Duffalo, R ERA: (7, 1)	2.0		8	1	0	0	0	2	0	0	0	0	0	6	14	0.00	1.500	Jim Duffalo, R ERA: (7, 1)	2.0		8	1	0	0	0	2	0	0	6	14	0.00	1.500	Jim Duffalo, R ERA: (7, 1)	2.0		8	1	0	0	0	2	0	0	6	14	0.00	1.500	Jim Duffalo, R ERA: (7, 1)	2.0		8	1	0	0	0	2	0	0	6	14	0.00	1.500			

BOTTOM

AB	R	H	RBI	BB	SO	LOB
4	0	0	0	0	2	1
2	1	1	0	2	0	0
4	1	2	2	0	1	2
3	0	1	0	0	0	2
1	1	0	0	0	0	2
4	1	2	0	0	1	1
4	0	1	1	0	1	2
4	0	1	1	0	1	1

AB	31
R	4
H	8
RBI	4
BB	3
SO	8
LOB	14



WP	HR	S	P	ERA	WHIP
0	0	0	34	0	0

San Francisco Giants @ New York Mets  
 Polo Grounds, New York, NY  
 Sun May 05 1963, 3:38 AM EDT  
 Att. 53,880 - Unknown

livebaseballscores.com

Batter	1	2	3	4	5	6	7	8	9	AB R H RBI BB SO LOB	TOP									
Jim Davenport, R (1, 5) OBP: 0.305, SLG: 0.379	0-3 K	0-0 2-H 1B		0-0 F8			0-3 K		0-0 F2	5 0 1 1 0 2 1	<b>San Francisco Giants @ Milwaukee Braves</b> <b>Milwaukee County Stadium, Milwaukee, WI</b> Tue May 07 1963, 8:05 PM EDT Att. 7,299 - Unknown <a href="http://livebaseballscorecards.com">livebaseballscorecards.com</a>									
Felipe Alou, R (1, 9) OBP: 0.416, SLG: 0.650	0-0 HR		0-0 F3	0-0 F8		0-3 K		0-0 F6	5 1 1 1 0 1 1											
Willie Mays, R (1, 8) OBP: 0.356, SLG: 0.465	0-0 6-3		4-0 E BB		0-0 5-3		0-3 K		3 0 0 0 1 1 0											
Willie McCovey, L (1, 7) OBP: 0.387, SLG: 0.516	0-0 3-1		0-0 E4 HBP		0-3 K		1-0 BB HBP		3 0 0 0 0 1 1											
Orlando Cepeda, R (1, 3) OBP: 0.368, SLG: 0.566		0-0 E3 HR	1-0 HBP		0-0 F6		4-0 1-2 BB		2 1 0 0 1 0 0											
Ed Bailey, L (1, 2) OBP: 0.390, SLG: 0.846		0-0 1-H HR	0-0 F5		0-0 F8		0-3 K		4 1 1 2 0 1 5											
Joey Amalfitano, R (1, 4) OBP: 0.178, SLG: 0.163		0-0 F5	0-3 K		0-0 1-3		0-3 K		4 0 0 0 0 2 5											
Jose Pagan, R (1, 6) OBP: 0.255, SLG: 0.277		0-0 1B 1B		0-0 HR		0-3 K		0-0 F7	4 2 2 1 0 1 0											
Juan Marichal, R (1, 1) OBP: 0.294, SLG: 0.353		0-0 6-3		0-3 K		0-3 K		0-0 1B	4 0 1 0 0 2 1											
<b>Inning Stats</b>	R: 1 E: 0 K: 1 S: 6	H: 1 LOB: 0 BB: 0 P: 6	R: 3 E: 1 K: 0 S: 6	H: 3 LOB: 1 BB: 0 P: 6	R: 0 E: 1 K: 1 S: 6	H: 0 LOB: 3 BB: 1 P: 11	R: 1 E: 0 K: 1 S: 6	H: 1 LOB: 0 BB: 0 P: 6	R: 0 E: 0 K: 1 S: 5	H: 0 LOB: 0 BB: 0 P: 5	R: 0 E: 0 K: 3 S: 9	H: 0 LOB: 0 BB: 0 P: 9	R: 0 E: 0 K: 3 S: 9	H: 0 LOB: 2 BB: 1 P: 14	R: 0 E: 0 K: 0 S: 4	H: 1 LOB: 1 BB: 0 P: 4	1B: 3 2B: 0 3B: 0 HR: 3	SF: 0 SAC: 0 DP: 0 HBP: 2	WP: 0 PB: 0 SB: 1 CS: 0	PA: 38
<b>PITCHER</b>	IP WLS BF H R ER SO BB IBB HBP BLK WP HR S P ERA WHIP																			
Lew Burdette, R (1, 1) ERA: 4.01	4.0 L 20 5 5 3 3 1 0 1 0 0 3 24 29 6.75 1.500																			
Hank Fischer, R (5, 1) ERA: 2.63	4.0 14 0 0 0 8 1 0 1 0 0 0 28 33 0.00 0.250																			
Frank Funk, R (9, 1) ERA: 9.0	1.0 4 1 0 0 0 0 0 0 0 0 0 4 4 0.00 1.000																			



Batter	1	2	3	4	5	6	7	8	9	AB	R	H	RBI	BB	SO	LOB							
<b>Don Dillard, L</b> (1, 7) OBP: 0.423, SLG: 0.565	4-0 BB		X 0-0 4-3			S 0-3 K		S 0-3 K		3	0	0	0	1	2	2							
<b>Len Gabrielson, L</b> (1, 3) OBP: 0.235, SLG: 0.281	0-3 K			X 0-0 F8		X 0-0 F8		X 0-0 1B		4	0	1	0	0	1	1							
<b>Hank Aaron, R</b> (1, 9) OBP: 0.390, SLG: 0.657	0-3 K			X 0-0 HR		B 4-0 BB		X 0-0 SF9		2	1	1	2	1	1	1							
<b>Eddie Mathews, L</b> (1, 5) OBP: 0.448, SLG: 0.482	0-3 K			B 4-0 BB		X 0-0 4-3		X 0-0 5-3		3	0	0	0	1	1	4							
<b>Joe Torre, R</b> (1, 2) OBP: 0.410, SLG: 0.451		X 0-0 5-3		S 0-3 K		X 0-0 4-3		X 0-0 E 1B		4	0	1	0	0	1	1							
<b>Ty Cline, L</b> (9, PR) OBP: 0.232, SLG: 0.215										0	0	0	0	0	0	0							
<b>Frank Bolling, R</b> (1, 4) OBP: 0.274, SLG: 0.294		X 0-0 4-3		X 0-0 F9		X 0-0 6-3		X 0-0 F7		4	0	0	0	0	0	2							
<b>Mack Jones, L</b> (1, 8) OBP: 0.207, SLG: 0.241		S 0-3 K		S 0-3 K2-3		X 0-0 4-3		X 0-0 E1		4	0	0	0	0	2	1							
<b>Denis Menke, R</b> (1, 6) OBP: 0.322, SLG: 0.444			S 0-3 K		X 0-0 F7		B 4-0 1B SF9 BB	X 0-0 F5		3	1	0	0	1	1	2							
<b>Lew Burdette, R</b> (1, 1) OBP: 0.250, SLG: 0.231		X 0-0 5-3		X 0-0 F9		X 0-0 F9		X 0-0 1B	X 0-0 F4	1	0	0	0	0	0	0							
<b>Hank Fischer, R</b> (5, 1)										1	0	0	0	0	0	0							
<b>Lee Maye, L</b> (8, PH) OBP: 0.222, SLG: 0.303										1	0	1	0	0	0	0							
<b>Frank Funk, R</b> (9, 1)										0	0	0	0	0	0	0							
<b>Norm Larker, L</b> (9, PH) OBP: 0.403, SLG: 0.377										1	0	0	0	0	0	2							
<b>Inning Stats</b>	R: 0 E: 0 K: 3 S: 9	H: 0 LOB: 1 BB: 1 P: 13	R: 0 E: 0 K: 1 S: 5	H: 0 LOB: 0 BB: 0 P: 5	R: 0 E: 0 K: 1 S: 5	H: 0 LOB: 0 BB: 0 P: 5	R: 1 E: 0 K: 1 S: 6	H: 1 LOB: 1 BB: 1 P: 10	R: 0 E: 0 K: 1 S: 5	H: 0 LOB: 0 BB: 0 P: 5	R: 0 E: 0 K: 1 S: 5	H: 0 LOB: 1 BB: 1 P: 9	R: 0 E: 0 K: 0 S: 3	H: 0 LOB: 0 BB: 0 P: 3	R: 1 E: 0 K: 1 S: 7	H: 2 LOB: 2 BB: 1 P: 11	R: 0 E: 1 K: 0 S: 5	H: 1 LOB: 2 BB: 0 P: 5	1B: 3 2B: 0 3B: 0 HR: 1	SF: 1 SAC: 0 DP: 0 HBP: 0	WP: 0 PB: 0 SB: 0 CS: 0	PA: 36	
<b>PITCHER</b> <b>Juan Marichal, R</b> (1, 1) ERA: 2.12	IP 9.0	WLS W	BF 36	H 4	R 2	ER 1	SO 9	BB 4	IBB 0	HBP 0	BLK 0	WP 0	HR 1	S 50	P 66	ERA 1.00	WHIP 0.889					ERA 1.00	WHIP 0.889

**BOTTOM**

**San Francisco Giants @ Milwaukee Braves**  
Milwaukee County Stadium, Milwaukee, WI  
Tue May 07 1963, 8:05 PM EDT  
Att. 7,299 - Unknown

livebaseballscores.com

<b>AB</b>	<b>31</b>
<b>R</b>	<b>2</b>
<b>H</b>	<b>4</b>
<b>RBI</b>	<b>2</b>
<b>BB</b>	<b>4</b>
<b>SO</b>	<b>9</b>
<b>LOB</b>	<b>16</b>



Batter	1	2	3	4	5	6	7	8	9	AB	R	H	RBI	BB	SO	LOB	TOP		
<b>Jim Davenport, R</b> (1, 5) <small>OBP: 0.320, SLG: 0.385</small>	0-3 K		0-0 1B	4-0 2B E BB		0-3 K	0-0 1B			4	1	2	2	1	2	0			
<b>Felipe Alou, R</b> (1, 9) <small>OBP: 0.415, SLG: 0.648</small> (8, 8)	0-0 F9		0-0 P5	0-0 E 2B		0-0 1B 1-3	0-0 F7			5	2	2	2	0	0	3			
<b>Willie McCovey, L</b> (1, 7) <small>OBP: 0.396, SLG: 0.547</small>	0-0 HR		0-0 F9	4-0 E IBB		0-0 S 1-3 1B	0-0 F8			4	1	2	1	1	0	3			
<b>Willie Mays, R</b> (1, 8) <small>OBP: 0.344, SLG: 0.448</small> <b>Matty Alou, L</b> (8, PH) <small>OBP: 0.167, SLG: 0.167</small> (8, 9)	0-0 F9			0-0 P3 E3		0-0 1-3		0-0 3-1		4	0	0	2	0	0	2			
<b>Orlando Cepeda, R</b> (1, 3) <small>OBP: 0.361, SLG: 0.550</small>		0-0 2-3		0-0 E 1B K		0-3 K		0-0 F8		5	1	1	0	0	2	3			
<b>Ed Bailey, L</b> (1, 2) <small>OBP: 0.370, SLG: 0.767</small>		0-3 K		0-0 E3 1B K			4-0 BB 1B BB	0-0 F8		4	2	0	0	1	2	3			
<b>Joey Amalfitano, R</b> (1, 4) <small>OBP: 0.240, SLG: 0.178</small>		4-0 CS BB		0-0 1-2 2-H 1B 1B	4-0		4-0 SH1-3 1-2 1B BB		0-0 F6	2	2	1	1	3	0	0			
<b>Jose Pagan, R</b> (1, 6) <small>OBP: 0.264, SLG: 0.286</small> <b>Ernie Bowman, R</b> (7, 6) <small>OBP: 0.333, SLG: 0.500</small>		0-0 CS	0-0 6-3	0-0 E 1B 2B 1B	0-0	0-0 P6	0-0 SH1-3 1-2 2-H 1B 1B		0-3 K	4	2	2	2	0	0	1			
<b>Jack Fisher, R</b> (1, 1) <small>OBP: 0.385, SLG: 0.455</small> <b>Bobby Bolin, R</b> (9, 1)			4-0 1B BB	0-0 E8 2B 1B	0-0	0-0 B3	0-0 SH1-3		0-3 K	3	1	1	1	1	1	1			
<b>Inning Stats</b>	R: 1 E: 0 K: 1 S: 6 H: 1 LOB: 0 BB: 0 P: 6	R: 0 E: 0 K: 1 S: 4 H: 0 LOB: 0 BB: 1 P: 8	R: 0 E: 0 K: 0 S: 4 H: 1 LOB: 2 BB: 1 P: 8	R: 7 E: 3 K: 2 S: 14 H: 5 LOB: 2 BB: 2 P: 22	R: 0 E: 0 K: 0 S: 2 H: 0 LOB: 0 BB: 1 P: 6	R: 1 E: 0 K: 2 S: 9 H: 2 LOB: 1 BB: 0 P: 9	R: 3 E: 0 K: 0 S: 5 H: 2 LOB: 1 BB: 2 P: 13	R: 0 E: 0 K: 0 S: 3 H: 0 LOB: 0 BB: 0 P: 3	R: 0 E: 0 K: 2 S: 7 H: 0 LOB: 0 BB: 0 P: 7	1B: 9 2B: 2 3B: 0 HR: 1 SF: 0 SAC: 1 DP: 1 HBP: 0	WP: 0 PB: 0 SB: 1 CS: 1	PA: 46							
<b>PITCHER</b>	IP WLS BF H R ER SO BB IBB HBP BLK WP HR S P ERA WHIP															ERA WHIP			
<b>Bob Hendley, L</b> (1, 1) <small>ERA: 3.46</small>	3.1	L	18	6	6	5	2	2	0	0	0	0	0	0	1	20	28	13.50	2.400
<b>Tony Cloninger, R</b> (4, 1) <small>ERA: 4.41</small>	1.2		9	1	2	0	2	2	1	0	0	0	0	0	0	10	22	0.00	1.800
<b>Ron Piche, R</b> (6, 1) <small>ERA: 4.76</small>	2.0		12	4	4	4	2	2	0	0	0	0	0	0	0	14	22	18.00	3.000
<b>Frank Funk, R</b> (8, 1) <small>ERA: 6.0</small>	2.0		6	0	0	0	2	0	0	0	0	0	0	0	0	10	10	0.00	0.000

**San Francisco Giants @ Milwaukee Braves**  
 Milwaukee County Stadium, Milwaukee, WI  
 Wed May 08 1963, 8:05 PM EDT  
 Att. 6,902 - Unknown

AB	37
R	12
H	11
RBI	11
BB	7
SO	8
LOB	16





Batter	1	2	3	4	5	6	7	8	9	AB	R	H	RBI	BB	SO	LOB
--------	---	---	---	---	---	---	---	---	---	----	---	---	-----	----	----	-----

**BOTTOM**

<p><b>Don Dillard, L</b> OBP: 0.452, SLG: 0.679 (1, 7)</p>			<p><b>F8</b> ①</p>		<p><b>G3</b> ②</p>			<p><b>2B</b> 3B</p>	<p><b>2B</b> 1-3</p>	5	1	3	0	0	0	2
<p><b>Len Gabrielson, L</b> OBP: 0.233, SLG: 0.290 (1, 3)</p>			<p><b>F7</b> ②</p>		<p><b>F7</b> ③</p>			<p><b>1B</b> 4-3 2B</p>	<p><b>K</b> 0-3</p>	5	1	1	1	0	1	5
<p><b>Hank Aaron, R</b> OBP: 0.390, SLG: 0.645 (1, 9)</p>			<p><b>F8</b> ③</p>			<p><b>FC3-6</b> 1B</p>		<p><b>4-3</b> 2B 1B</p>	<p><b>K</b> 0-3</p>	5	1	2	0	0	1	3
<p><b>Eddie Mathews, L</b> OBP: 0.431, SLG: 0.460 (1, 5)</p>				<p><b>G3</b> ①</p>		<p><b>FC3-6</b> G4-3 1-2f</p>		<p><b>4-3</b> 1-2 3-H</p>		4	0	0	1	0	0	3
<p><b>Joe Torre, R</b> OBP: 0.414, SLG: 0.467 (1, 2)</p>				<p><b>L5</b> ②</p>		<p><b>G4-3</b> 1-2f</p>		<p><b>2B</b> 2-H</p>		4	1	2	1	0	0	1
<p><b>Frank Bolling, R</b> OBP: 0.273, SLG: 0.319 (1, 4)</p>				<p><b>6-3</b> ③</p>			<p><b>F8</b> ①</p>	<p><b>5-3</b> ②</p>		4	1	1	2	0	0	1
<p><b>Mack Jones, L</b> OBP: 0.210, SLG: 0.228 (1, 8)</p>					<p><b>G3</b> 1B BB</p>		<p><b>G3</b> ②</p>	<p><b>F8</b> ③</p>		3	0	0	0	1	0	1
<p><b>Denis Menke, R</b> OBP: 0.365, SLG: 0.500 (1, 6)</p>					<p><b>G3</b> 1B 1-2</p>				<p><b>2B</b> 1B</p>	4	0	4	0	0	0	0
<p><b>Bob Hendley, R</b> OBP: 0.214, SLG: 0.214 (1, 1)</p> <p><b>Tony Cloninger, R</b> (4, 1)</p> <p><b>Ty Cline, L</b> OBP: 0.229, SLG: 0.213 (5, PH)</p> <p><b>Ron Piche, R</b> (6, 1)</p> <p><b>Norm Larker, L</b> OBP: 0.397, SLG: 0.370 (7, PH)</p> <p><b>Frank Funk, R</b> (8, 1)</p> <p><b>Lee Mave, L</b> OBP: 0.216, SLG: 0.294 (9, PH)</p>		<p><b>4-3</b> ①</p>			<p><b>G3</b> 1B BB</p>		<p><b>F9</b> ③</p>		<p><b>F9</b> ①</p>	1	0	0	0	0	1	1
<p><b>Inning Stats</b></p> <p>R: 0 H: 1 E: 0 LOB: 1 K: 0 BB: 0 S: 4 P: 4</p> <p>R: 2 H: 3 E: 0 LOB: 0 K: 1 BB: 0 S: 7 P: 7</p> <p>R: 0 H: 0 E: 0 LOB: 0 K: 0 BB: 0 S: 3 P: 3</p> <p>R: 0 H: 0 E: 0 LOB: 0 K: 0 BB: 0 S: 3 P: 3</p> <p>R: 0 H: 1 E: 0 LOB: 2 K: 1 BB: 1 S: 6 P: 10</p> <p>R: 0 H: 1 E: 0 LOB: 0 K: 0 BB: 0 S: 3 P: 3</p> <p>R: 0 H: 1 E: 0 LOB: 1 K: 0 BB: 0 S: 4 P: 4</p> <p>R: 3 H: 4 E: 0 LOB: 1 K: 0 BB: 0 S: 7 P: 7</p> <p>R: 0 H: 2 E: 0 LOB: 2 K: 2 BB: 0 S: 9 P: 9</p>										1B: 7 SF: 0 2B: 4 SAC: 0 3B: 1 DP: 1 HR: 1 HBP: 0	WP: 0 PA: 39 PB: 0 SB: 0 CS: 1					

**San Francisco Giants @ Milwaukee Braves**  
**Milwaukee County Stadium, Milwaukee, WI**  
 Wed May 08 1963, 8:05 PM EDT  
 Att. 6,902 - Unknown

livebaseballscorecards.com

AB	38
R	5
H	13
RBI	5
BB	1
SO	4
LOB	21



PITCHER	IP	WLS	BF	H	R	ER	SO	BB	IBB	HBP	BLK	WP	HR	S	P	ERA	WHIP
<b>Jack Fisher, R</b> ERA: 3.49 (1, 1)	8.1	W	37	13	5	5	2	1	0	0	1	0	1	40	44	5.40	1.680
<b>Bobby Bolin, R</b> ERA: 3.75 (9, 1)	0.2	S	2	0	0	0	2	0	0	0	0	0	0	6	6	0.00	0.000

Batter	1	2	3	4	5	6	7	8	9	AB R H RBI BB SO LOB	TOP											
<b>Jim Davenport, R</b> (1, 5) <small>OBP: 0.314, SLG: 0.385</small>	0-0 6-3		0-0 6-3		0-0 E5 FC1-5 WP	0-0 2B		0-0 F8		5 1 1 0 0 0 1	<b>San Francisco Giants @ Milwaukee Braves</b> <b>Milwaukee County Stadium, Milwaukee, WI</b> Thu May 09 1963, 4:33 AM EDT Att. 3,920 - Unknown											
<b>Felipe Alou, R</b> (1, 9) <small>OBP: 0.431, SLG: 0.696</small>	0-0 5-3		0-0 2-H HR		4-0 WP 1B BB	0-0 2B		0-0 PB 1B 2B	4 4 3 3 1 0 0													
<b>Willie McCovey, L</b> (1, 7) <small>OBP: 0.388, SLG: 0.530</small>	0-3 K		0-0 F8		0-0 FC1-5 1B BB	0-0 2-H 1B		0-0 G3 2-3	5 1 1 1 0 1 3													
<b>Willie Mays, R</b> (1, 8) <small>OBP: 0.346, SLG: 0.445</small>		0-0 F8 3-2-5 1B		0-0 F8	0-0 P4	0-3 K		0-0 E 1B 3-H	5 0 2 1 0 1 3													
<b>Orlando Cepeda, R</b> (1, 3) <small>OBP: 0.371, SLG: 0.557</small>		0-0 1-2 1B		0-0 S SF7 2B	4-0 1B 1-2 2-3 BB		0-0 F9	0-0 F8	4 1 2 0 1 0 1													
<b>Ed Bailey, L</b> (1, 2) <small>OBP: 0.373, SLG: 0.739</small>		0-0 F8 2-3		0-0 SF7 2-H	0-0 1-3 2-H 3-H 1B		4-0 G6-4-3 BB	0-0 E7 1-3	3 0 1 3 1 0 3													
<b>Joey Amalfitano, R</b> (1, 4) <small>OBP: 0.236, SLG: 0.180</small>		0-0 3-2-5 3-H		0-0 BB 1B	0-0 F8		0-0 G6-4-3 1-2f	0-0 6-3	5 0 1 0 0 0 7													
<b>Jose Pagan, R</b> (1, 6) <small>OBP: 0.272, SLG: 0.287</small>			0-0 HR 6-3 1B	4-0 1-2 BB		0-0 F7		0-0 6-3	3 1 1 0 1 0 0													
<b>Billy O'Dell, S</b> (1, 1) <small>OBP: 0.063, SLG: 0.063</small>			0-0 P1	0-0 3-1		0-0 P3		0-0 P6	4 0 0 0 0 0 3													
<b>Inning Stats</b>	R: 0 E: 0 K: 1 S: 5	H: 0 LOB: 0 BB: 0 P: 5	R: 0 E: 0 K: 0 S: 4	H: 2 LOB: 1 BB: 0 P: 4	R: 2 E: 0 K: 0 S: 5	H: 2 LOB: 0 BB: 0 P: 5	R: 1 E: 0 K: 0 S: 5	H: 2 LOB: 2 BB: 1 P: 9	R: 2 E: 1 K: 0 S: 5	H: 1 LOB: 2 BB: 2 P: 13	R: 2 E: 0 K: 1 S: 8	H: 3 LOB: 1 BB: 0 P: 8	R: 0 E: 0 K: 0 S: 2	H: 0 LOB: 0 BB: 1 P: 6	R: 0 E: 0 K: 0 S: 3	H: 0 LOB: 0 BB: 0 P: 3	R: 1 E: 1 K: 0 S: 6	H: 2 LOB: 2 BB: 0 P: 6	1B: 7 2B: 5 3B: 0 HR: 1	SF: 1 SAC: 0 DP: 2 HBP: 0	WP: 2 PB: 1 SB: 1 CS: 0	PA: 43
<b>PITCHER</b>	IP WLS BF H R ER SO BB IBB HBP BLK WP HR S P ERA WHIP																					
<b>Warren Spahn, L</b> (1, 1) <small>ERA: 2.84</small>	5.2 L 30 10 7 5 1 3 0 0 0 2 1 29 41 7.94 2.294																					
<b>Hank Fischer, R</b> (6, 1) <small>ERA: 2.57</small>	0.1 1 0 0 0 1 0 0 0 0 0 0 3 3 0.00 0.000																					
<b>Frank Funk, R</b> (7, 1) <small>ERA: 5.0</small>	3.0 12 2 1 1 0 1 0 0 0 0 0 11 15 3.00 1.000																					

livebaseballscorecards.com

<b>AB</b>	38
<b>R</b>	8
<b>H</b>	12
<b>RBI</b>	8
<b>BB</b>	4
<b>SO</b>	2
<b>LOB</b>	21



**BOTTOM**

**San Francisco Giants @ Milwaukee Braves**  
 Milwaukee County Stadium, Milwaukee, WI

Thu May 09 1963, 4:33 AM EDT  
 Att. 3,920 - Unknown

livebaseballscorecards.com

**AB 33**  
**R 2**  
**H 7**  
**RBI 2**  
**BB 3**  
**SO 7**  
**LOB 19**



WP: 3 PA: 37  
 PB: 0  
 SB: 0  
 CS: 0

AB R H RBI BB SO LOB

5 1 1 0 0 0 2

4 0 1 1 0 1 3

3 0 1 0 1 1 1

3 0 0 0 1 1 4

3 0 1 1 0 0 2

4 0 0 0 0 2 3

3 0 0 0 1 0 1

4 0 2 0 0 0 0

2 1 1 0 0 0 2  
 0 0 0 0 0 0 0  
 1 0 0 0 0 1 1  
 0 0 0 0 0 0 0  
 1 0 0 0 0 1 0

Batter	1	2	3	4	5	6	7	8	9
Bubba Morton, R (1, 8) OBP: 0.222, SLG: 0.125	0-0 1-3 1B		0-0 SF8 1B	0-0 FC5 1B			0-0 4-3 1B		0-0 F9
Frank Bolling, R (1, 4) OBP: 0.272, SLG: 0.316	0-0 5-3 1B		0-0 E4 FC5 1B	0-3 K			0-0 1B		
Hank Aaron, R (1, 9) OBP: 0.394, SLG: 0.646	0-0 WP 2B		4-0 1-2 IBB		0-0 F8		0-3 K		
Eddie Mathews, L (1, 7) OBP: 0.425, SLG: 0.444	4-0 WP BB		0-0 F8		0-3 K		0-0 F9		
Joe Torre, R (1, 2) OBP: 0.407, SLG: 0.462	0-0 F3 1-2 2-3		0-0 SF8		0-0 4-3			0-0 G4-6-3 1B	
Denis Menke, R (1, 5) OBP: 0.343, SLG: 0.468		0-3 K	0-0 FC5 2-3f			0-0 F9		0-3 K	
Del Crandall, R (1, 3) OBP: 0.231, SLG: 0.189		0-0 F9		4-0 FC1-5 1B BB		0-0 4-3		0-0 G4-6-3 1-2f	
Roy McMillan, R (1, 6) OBP: 0.313, SLG: 0.386		0-0 F9		0-0 FC5 1-2 1B		0-0 2B		0-0 F8	
Warren Spahn, L (1, 1) OBP: 0.263, SLG: 0.235			0-0 WP 1B		0-0 FC1-5 FC5		0-3 K		0-3 K
Hank Fischer, R (6, 1)									
Len Gabrielson, L (6, PH) OBP: 0.230, SLG: 0.286									
Frank Funk, R (7, 1)									
Norm Larker, L (9, PH) OBP: 0.391, SLG: 0.364									

Inning Stats	R: 0 H: 1 E: 0 K: 4 S: 4	R: 0 H: 0 E: 0 K: 1 S: 5	R: 2 H: 2 E: 1 K: 0 S: 6	R: 0 H: 1 E: 0 K: 1 S: 6	R: 0 H: 0 E: 0 K: 1 S: 5	R: 0 H: 1 E: 0 K: 1 S: 6	R: 0 H: 1 E: 0 K: 1 S: 6	R: 0 H: 1 E: 0 K: 1 S: 5	R: 0 H: 0 E: 0 K: 1 S: 5	R: 0 H: 1 E: 0 K: 1 S: 5	R: 0 H: 1 E: 0 K: 1 S: 5	R: 0 H: 0 E: 0 K: 1 S: 5	R: 0 H: 0 E: 0 K: 1 S: 5	1B: 5 SF: 1 2B: 2 SAC: 0 3B: 0 DP: 1 HR: 0 HBP: 0	WP: 3 PA: 37 PB: 0 SB: 0 CS: 0
--------------	--------------------------	--------------------------	--------------------------	--------------------------	--------------------------	--------------------------	--------------------------	--------------------------	--------------------------	--------------------------	--------------------------	--------------------------	--------------------------	--	---

PITCHER	IP WLS BF H R ER SO BB IBB HBP BLK WP HR S P ERA WHIP	IP WLS BF H R ER SO BB IBB HBP BLK WP HR S P ERA WHIP
Billy O'Dell, L (1, 1) ERA: 2.01	9.0 W 37 7 2 1 7 2 1 0 0 3 0 48 60 1.00 1.000	

Batter	1	2	3	4	5	6	7	8	9	AB R H RBI BB SO LOB	TOP
<b>Jim Davenport, R</b> (1, 5) OBP: 0.312, SLG: 0.380 	1-3 		1-2 		1-0 			1-2 		4 0 1 0 0 1 0	San Francisco Giants @ Los Angeles Dodgers Dodger Stadium, Los Angeles, CA Fri May 10 1963, 7:05 PM PDT Att: 50,407 - Unknown
<b>Felipe Alou, R</b> (1, 9) OBP: 0.417, SLG: 0.672 	3-2 		1-3 		0-2 			0-1 		4 0 0 0 0 1 1	
<b>Willie Mays, R</b> (1, 8) OBP: 0.351, SLG: 0.447 	0-1 		0-0 			3-2 			0-0 	4 0 2 0 0 0 0	
<b>Willie McCovey, L</b> (1, 7) <b>Ernie Bowman, R</b> (9, PR) OBP: 0.392, SLG: 0.524 OBP: 0.333, SLG: 0.500 	2-3 		4-0 			1-3 			0-0 	3 0 1 0 1 2 1	
<b>Orlando Cepeda, R</b> (1, 3) OBP: 0.359, SLG: 0.538 		0-0 	2-3 			2-3 			1-3 	0 0 0 0 0 0 0	
<b>Tom Haller, L</b> (1, 2) OBP: 0.333, SLG: 0.388 		2-0 		2-1 			2-3 		1-3 	4 0 0 0 0 3 5	
<b>Joey Amalfitano, R</b> (1, 4) <b>Ed Bailey, L</b> (9, PH) OBP: 0.259, SLG: 0.192 OBP: 0.365, SLG: 0.723 		4-0 		0-1 			0-3 		1-1 	4 1 1 1 0 2 2	
<b>Jose Pagan, R</b> (1, 6) OBP: 0.265, SLG: 0.279 		0-1 		2-0 			0-3 			2 0 1 0 1 1 0	
<b>Jack Sanford, R</b> (1, 1) <b>Matty Alou, L</b> (8, PH) <b>Billy Pierce, L</b> (8, 1) OBP: 0.222, SLG: 0.292 OBP: 0.143, SLG: 0.143 			1-2 		0-0 			0-0 		1 0 0 0 0 0 0	
<b>Inning Stats</b>	R: 0 H: 1 E: 0 LOB: 1 K: 2 BB: 0 S: 12 P: 18	R: 1 H: 1 E: 0 LOB: 0 K: 0 BB: 1 S: 4 P: 10	R: 0 H: 2 E: 0 LOB: 3 K: 2 BB: 1 S: 13 P: 22	R: 0 H: 1 E: 0 LOB: 0 K: 0 BB: 0 S: 5 P: 9	R: 0 H: 0 E: 0 LOB: 0 K: 0 BB: 0 S: 7 P: 8	R: 0 H: 0 E: 0 LOB: 0 K: 3 BB: 0 S: 10 P: 15	R: 0 H: 0 E: 0 LOB: 0 K: 3 BB: 0 S: 10 P: 12	R: 0 H: 0 E: 0 LOB: 0 K: 0 BB: 0 S: 6 P: 7	R: 0 H: 1 E: 1 LOB: 2 K: 2 BB: 0 S: 10 P: 13	1B: 5 SF: 0 2B: 0 SAC: 0 3B: 0 DP: 2 HR: 1 HBP: 0	WP: 0 PA: 34 PB: 0 SB: 0 CS: 0
<b>PITCHER</b> <b>Don Drysdale, R</b> (1, 1) ERA: 2.88	IP WLS BF H R ER SO BB IBB HBP BLK WP HR S P ERA WHIP 9.0 W 34 6 1 1 11 1 1 0 0 0 1 76 114 1.00 0.778										

livebaseballscorecards.com

<b>AB</b>	32
<b>R</b>	1
<b>H</b>	6
<b>RBI</b>	1
<b>BB</b>	2
<b>SO</b>	11
<b>LOB</b>	13



Batter	1	2	3	4	5	6	7	8	9
<b>Willie Davis, L</b> <small>(1, 8)</small> <small>OBP: 0.257, SLG: 0.415</small>	2-3 		3-2 		1-1 			1-2 	
<b>Jim Gilliam, S</b> <small>(1, 4)</small> <small>(8, 5)</small> <small>OBP: 0.315, SLG: 0.415</small>	1-0 		1-2 		0-0 	2-1 		0-1 	
<b>Ron Fairly, L</b> <small>(1, 3)</small> <small>OBP: 0.387, SLG: 0.515</small>	4-2 		0-0 			1-0 		2-1 	
<b>Tommy Davis, R</b> <small>(1, 5)</small> <small>(8, 7)</small> <small>OBP: 0.321, SLG: 0.412</small>	1-3 		1-0 			1-2 			
<b>Wally Moon, L</b> <small>(1, 7)</small> <small>OBP: 0.362, SLG: 0.395</small>	1-0 			1-1 		0-1 			
<b>Nate Oliver, R</b> <small>(8, 4)</small> <small>OBP: 0.300, SLG: 0.268</small>	1-3 								
<b>Frank Howard, R</b> <small>(1, 9)</small> <small>OBP: 0.367, SLG: 0.481</small>	0-0 			2-3 		2-3 			
<b>John Roseboro, L</b> <small>(1, 2)</small> <small>OBP: 0.282, SLG: 0.429</small>		1-0 		3-2 			0-0 		
<b>Dick Tracewski, R</b> <small>(1, 6)</small> <small>OBP: 0.240, SLG: 0.136</small>		2-3 			0-1 		0-0 		
<b>Don Drysdale, R</b> <small>(1, 1)</small> <small>OBP: 0.286, SLG: 0.333</small>		0-3 			3-2 		2-3 		

Inning Stats	R: 1	H: 2	E: 0	K: 2	S: 12	R: 0	H: 0	E: 0	K: 2	S: 7	R: 0	H: 2	E: 0	K: 0	S: 9	R: 0	H: 0	E: 0	K: 1	S: 8	R: 0	H: 1	E: 0	K: 0	S: 10	R: 0	H: 2	E: 0	K: 1	S: 12	R: 0	H: 0	E: 0	K: 1	S: 6	R: 0	H: 0	E: 0	K: 0	S: 7
	LOB: 2	BB: 1	P: 21			LOB: 0	BB: 0	P: 10			LOB: 0	BB: 0	P: 14			LOB: 0	BB: 0	P: 14			LOB: 2	BB: 0	P: 18			LOB: 0	BB: 0	P: 8			LOB: 0	BB: 0	P: 10			LOB: 0	BB: 0	P: 10		

PITCHER	IP	WLS	BF	H	R	ER	SO	BB	IBB	HBP	BLK	WP	HR	S	P	ERA	WHIP
<b>Jack Sanford, R</b> <small>ERA: 2.57</small>	(1, 1)	7.0	L	27	7	2	7	1	0	0	0	1	0	64	99	2.57	1.143
<b>Billy Pierce, L</b> <small>ERA: 4.03</small>	(8, 1)	1.0		3	0	0	0	0	0	0	0	0	0	7	10	0.00	0.000

BOTTOM											
AB	R	H	RBI	BB	SO	LOB					
4	0	0	0	0	1	1					
4	1	2	0	0	0	0					
3	1	1	0	1	0	1					
3	0	2	1	0	1	2					
3	0	1	1	0	0	2					
0	0	0	0	0	0	0					
3	0	0	0	0	2	4					
3	0	0	0	0	0	0					
3	0	0	0	0	1	0					
3	0	1	0	0	2	0					
<b>AB</b>	<b>29</b>										
<b>R</b>	<b>2</b>										
<b>H</b>	<b>7</b>										
<b>RBI</b>	<b>2</b>										
<b>BB</b>	<b>1</b>										
<b>SO</b>	<b>7</b>										
<b>LOB</b>	<b>10</b>										

WP	PA	ERA	WHIP
1	31		
0			
0			

**San Francisco Giants @ Los Angeles Dodgers**  
**Dodger Stadium, Los Angeles, CA**  
 Fri May 10 1963, 7:05 PM PDT  
 Att. 50,407 - Unknown

Batter	1	2	3	4	5	6	7	8	9	AB R H RBI BB SO LOB	TOP	
Harvey Kuenn, R (1, 7) OBP: 0.233, SLG: 0.195	1-1 L8			2-2 F2			2-2 F9		0-1 1-3	4 0 0 0 0 0 1	<b>San Francisco Giants @ Los Angeles Dodgers</b> <b>Dodger Stadium, Los Angeles, CA</b> Sat May 11 1963, 7:05 PM PDT Att: 49,807 - Unknown	
Felipe Alou, R (1, 9) OBP: 0.408, SLG: 0.655	1-1 F4			1-3 K			2-2 F7			3 0 0 0 0 1 0		
Willie Mays, R (1, 8) OBP: 0.343, SLG: 0.436	3-1 F8			0-1 F9			1-2 L5			3 0 0 0 0 0 0		
Orlando Cepeda, R (1, 3) OBP: 0.351, SLG: 0.525										3 0 0 0 0 0 0		
Ed Bailey, L (1, 2) OBP: 0.364, SLG: 0.694										2 0 0 0 1 0 0		
Jim Davenport, R (1, 5) OBP: 0.304, SLG: 0.369										3 0 0 0 0 0 1		
Joey Amalfitano, R (1, 4) OBP: 0.246, SLG: 0.182										3 0 0 0 0 0 0		
Jose Pagan, R (1, 6) OBP: 0.258, SLG: 0.272										3 0 0 0 0 2 0		
Juan Marichal, R (1, 1) OBP: 0.263, SLG: 0.316										2 0 0 0 0 1 0		
John Pregoner, R (6, 1)										0 0 0 0 0 0 0		
Willie McCovey, L (9, PH) OBP: 0.397, SLG: 0.524										0 0 0 0 1 0 0		
<b>Inning Stats</b>	R: 0 H: 0 E: 0 LOB: 0 K: 0 BB: 0 S: 6 P: 11	R: 0 H: 0 E: 0 LOB: 0 K: 0 BB: 0 S: 7 P: 11	R: 0 H: 0 E: 0 LOB: 0 K: 1 BB: 0 S: 8 P: 9	R: 0 H: 0 E: 0 LOB: 0 K: 1 BB: 0 S: 8 P: 11	R: 0 H: 0 E: 0 LOB: 0 K: 0 BB: 0 S: 7 P: 9	R: 0 H: 0 E: 0 LOB: 0 K: 2 BB: 0 S: 12 P: 17	R: 0 H: 0 E: 0 LOB: 0 K: 0 BB: 0 S: 11 P: 16	R: 0 H: 0 E: 0 LOB: 0 K: 0 BB: 1 S: 8 P: 16	R: 0 H: 0 E: 0 LOB: 1 K: 0 BB: 1 S: 5 P: 11	1B: 0 SF: 0 2B: 0 SAC: 0 3B: 0 DP: 1 HR: 0 HBP: 0	WP: 0 PA: 28 PB: 0 SB: 0 CS: 0	
<b>PITCHER</b> Sandy Koufax, L (1, 1) ERA: 1.15	IP WLS BF H R ER SO BB IBB HBP BLK WP HR S P ERA WHIP	9.0 W 28 0 0 0 4 2 0 0 0 0 0 0 72 111 0.00 0.222										

livebaseballscorecards.com

<b>AB</b>	26
<b>R</b>	0
<b>H</b>	0
<b>RBI</b>	0
<b>BB</b>	2
<b>SO</b>	4
<b>LOB</b>	2



Batter	1	2	3	4	5	6	7	8	9	AB	R	H	RBI	BB	SO	LOB
Willie Davis, L OBP: 0.246, SLG: 0.396 (1, 8)	0-0 B1-3		2-3 K		2-3 K	0-0 6-3		0-2 FC6-2 BLK 2B		5	1	0	0	0	2	6
Jim Gilliam, S OBP: 0.346, SLG: 0.426 (1, 4) (7, 5)	0-1 1-3		2-2 1B			0-1 1B	4-2 S BB	4-0 2B BB		3	2	2	0	2	0	0
Ron Fairly, L OBP: 0.397, SLG: 0.528 (1, 3)	3-2 1B		1-0 1B			0-0 B3	3-2 F3	3-2 2B		5	0	3	3	0	0	2
Tommy Davis, R OBP: 0.328, SLG: 0.400 (1, 5) (7, 7)	2-2 F2		0-2 F6			0-1 1B	4-0 G1-6-3 IBB	2-1 5-3		4	1	1	0	1	0	4
Wally Moon, L OBP: 0.380, SLG: 0.478 (1, 7)		2-1 HR		1-1 4-3		1-1 1B	0-0 G1-6-3			3	2	2	2	0	0	0
Nate Oliver, R OBP: 0.297, SLG: 0.265 (7, 4)						1-3 2-H 1B				1	0	0	0	0	0	2
Frank Howard, R OBP: 0.363, SLG: 0.468 (1, 9)		1-0 6-3		2-3 K		4-0 1B		3-2 6-3		3	0	0	0	1	1	0
John Roseboro, L OBP: 0.289, SLG: 0.431 (1, 2)		2-2 F2		0-0 L8		0-2 1B		0-0 BB FC6-2 1B		4	0	2	2	0	0	0
Dick Tracewski, R OBP: 0.276, SLG: 0.192 (1, 6)		2-2 F3			2-0 5-3	1-0 1B		0-0 FC6-2 BLK 1B		4	1	2	0	0	0	0
Sandy Koufax, R (1, 1)			1-3 K		0-3 K	2-3 K		4-1 BLK FC6-2 2B BB		3	1	0	0	1	3	3

Inning Stats	R: 0	H: 1	R: 1	H: 1	R: 0	H: 2	R: 0	H: 0	R: 0	H: 0	R: 3	H: 5	R: 0	H: 0	R: 4	H: 3
	E: 0	LOB: 1	E: 0	LOB: 0	E: 0	LOB: 2	E: 0	LOB: 0	E: 0	LOB: 0	E: 0	LOB: 3	E: 0	LOB: 1	E: 0	LOB: 1
	K: 0	BB: 0	K: 0	BB: 0	K: 2	BB: 0	K: 1	BB: 0	K: 2	BB: 0	K: 1	BB: 1	K: 0	BB: 2	K: 0	BB: 2
	S: 10	P: 15	S: 9	P: 16	S: 19	P: 25	S: 6	P: 9	S: 12	P: 16	S: 16	P: 24	S: 6	P: 17	S: 14	P: 30

PITCHER	IP	WLS	BF	H	R	ER	SO	BB	IBB	HBP	BLK	WP	HR	S	P	ERA	WHIP
Juan Marichal, R ERA: 2.56 (1, 1)	5.1	L	26	9	4	4	5	0	1	0	0	0	1	68	99	6.75	1.688
John Pregoner, R ERA: 4.82 (6, 1)	2.2		14	3	4	4	1	3	1	0	1	0	0	24	53	13.50	2.250

**BOTTOM**

San Francisco Giants @ Los Angeles Dodgers  
 Dodger Stadium, Los Angeles, CA  
 Sat May 11 1963, 7:05 PM PDT  
 Att. 49,807 - Unknown

AB	35
R	8
H	12
RBI	7
BB	5
SO	6
LOB	17

livebaseballscorecards.com



WP	PA	1B	SF	2B	SAC	3B	DP	HR	HBP
0	40	10	0	1	0	0	1	1	0

Batter	1	2	3	4	5	6	7	8	9	AB R H RBI BB SO LOB	TOP									
<b>Jim Davenport, R</b> (1, 5) <small>OBP: 0.308, SLG: 0.364</small> <b>Ernie Bowman, R</b> (9, PR) <small>OBP: 0.333, SLG: 0.500</small>	2-2 		2-2 		1-0 	4-2 		1-2 	1-1 	4 0 1 0 1 0 0 0 0 0 0 0 0 0										
<b>Felipe Alou, R</b> (1, 9) <small>OBP: 0.400, SLG: 0.637</small>	1-3 		0-0 		2-2 	0-1 			1-1 	5 1 1 1 0 1 4										
<b>Willie McCovey, L</b> (1, 7) <small>OBP: 0.389, SLG: 0.528</small>	3-3 		1-2 		1-1 	2-1 			1-2 	5 1 1 1 0 1 4										
<b>Willie Mays, R</b> (1, 8) <small>OBP: 0.345, SLG: 0.425</small>		2-3 		4-0 	1-0 		0-0 		4-2 	3 1 0 0 2 1 1										
<b>Orlando Cepeda, R</b> (1, 3) <small>OBP: 0.368, SLG: 0.563</small>		1-2 		0-1 	1-0 		4-0 		0-0 	4 1 3 3 1 0 2										
<b>Ed Bailey, L</b> (1, 2) <small>OBP: 0.373, SLG: 0.679</small>		3-1 		2-2 	0-2 		1-1 			4 0 2 0 0 0 2										
<b>Joey Amalfitano, R</b> (1, 4) <small>OBP: 0.262, SLG: 0.190</small>		1-2 		2-1 		4-1 		1-0 	3 1 1 0 1 0 1											
<b>Jose Pagan, R</b> (1, 6) <small>OBP: 0.258, SLG: 0.271</small>		3-3 		0-1 		1-1 		0-0 	4 0 1 0 0 1 4											
<b>Jack Fisher, R</b> (1, 1) <small>OBP: 0.353, SLG: 0.357</small> <b>Don Larsen, R</b> (8, 1) <b>Billy Pierce, L</b> (8, 1)			1-0 	1-2 		4-2 		2-1 	3 0 0 0 1 0 3 0 0 0 0 0 0 0 0 0 0 0 0 0 0											
<b>Inning Stats</b>	R: 0 H: 0 E: 0 LOB: 0 K: 2 BB: 0 S: 12 P: 18	R: 1 H: 2 E: 0 LOB: 1 K: 2 BB: 0 S: 19 P: 29	R: 0 H: 0 E: 1 LOB: 1 K: 0 BB: 0 S: 8 P: 12	R: 1 H: 3 E: 0 LOB: 2 K: 0 BB: 1 S: 12 P: 21	R: 2 H: 3 E: 0 LOB: 1 K: 0 BB: 0 S: 12 P: 18	R: 1 H: 0 E: 0 LOB: 2 K: 0 BB: 3 S: 11 P: 26	R: 0 H: 0 E: 0 LOB: 0 K: 0 BB: 1 S: 3 P: 8	R: 0 H: 1 E: 0 LOB: 0 K: 0 BB: 0 S: 6 P: 10	R: 0 H: 1 E: 0 LOB: 2 K: 0 BB: 1 S: 11 P: 18	1B: 7 SF: 0 2B: 1 SAC: 0 3B: 1 DP: 1 HR: 1 HBP: 0	WP: 0 PA: 42 PB: 0 SB: 1 CS: 1									
<b>PITCHER</b>	<b>IP WLS BF H R ER SO BB IBB HBP BLK WP HR S P ERA WHIP</b>										<b>IP WLS BF H R ER SO BB IBB HBP BLK WP HR S P ERA WHIP</b>									
<b>Johnny Podres, L</b> (1, 1) <small>ERA: 3.27</small>	3.1 16 5 2 2 4 1 0 0 0 0 1 1 46 74 5.40 1.800																			
<b>Bob Miller, R</b> (4, 1) <small>ERA: 2.76</small>	1.2 8 3 2 2 0 0 0 0 0 0 0 0 17 24 10.80 1.800																			
<b>Dick Calmus, R</b> (6, 1) <small>ERA: 1.29</small>	3.0 W 12 1 1 1 0 4 0 0 0 0 0 0 20 44 3.00 1.667																			
<b>Ron Perranoski, L</b> (9, 1) <small>ERA: 2.59</small>	1.0 S 5 1 0 0 0 1 0 0 0 0 0 0 11 18 0.00 2.000																			

**San Francisco Giants @ Los Angeles Dodgers**  
**Dodger Stadium, Los Angeles, CA**  
 Sun May 12 1963, 3:33 AM PDT  
 Att: 43,964 - Unknown

livebaseballscorecards.com

<b>AB</b>	35
<b>R</b>	5
<b>H</b>	10
<b>RBI</b>	5
<b>BB</b>	6
<b>SO</b>	4
<b>LOB</b>	21





Batter	1	2	3	4	5	6	7	8	9	AB	R	H	RBI	BB	SO	LOB
Maury Wills, S OBP: 0.343, SLG: 0.330 (1, 5)	0-0 6-3	0-0 L7			1-3 K			1-1 1B 1B 2B		4	1	1	1	0	1	2
Jim Gilliam, S OBP: 0.341, SLG: 0.417 (1, 4)	3-3 K		0-0 F8			0-1 G3		0-0 1B 1B 1B		4	1	1	0	0	1	0
Ron Fairly, L OBP: 0.400, SLG: 0.523 (1, 3)	1-3 K		0-0 6-3			4-1 BB		2-2 E 1B SF8 1B		3	1	1	1	1	1	0
Tommy Davis, R OBP: 0.323, SLG: 0.441 (1, 7)		0-1 HR	1-1 F9			1-0 F4		3-2 F3		4	1	1	1	0	0	3
Wally Moon, L OBP: 0.389, SLG: 0.469 (1, 9)		4-1 1B SF7 BB		2-2 1-3		3-2 3-1		1-2 SF8 1B		3	1	1	1	1	0	1
Ron Perranoski, L (9, 1)								1-3 1B		0	0	0	0	0	0	0
John Roseboro, L OBP: 0.280, SLG: 0.420 (1, 2)		0-0 L8		0-0 F8			0-0 F3	2-2 SF8		3	0	0	1	0	0	1
Willie Davis, L OBP: 0.246, SLG: 0.391 (1, 8)		1-0 E 1B		0-0 L9			1-0 F9	2-1 1-3		4	0	1	0	0	0	1
Dick Tracewski, R OBP: 0.281, SLG: 0.179 (1, 6)		4-0 E IBB			0-0 B3		2-1 1-3			2	0	0	0	1	0	0
Johnny Podres, L OBP: 0.176, SLG: 0.143 (1, 1)		0-1 SF7			0-0 F8			2-0 2B 1B		0	0	0	1	0	0	0
Bob Miller, R (4, 1)										0	0	0	0	0	0	0
Don Zimmer, R (5, PH)										1	0	0	0	0	0	0
Dick Calmus, R (8, 1)										0	0	0	0	0	0	0
Lee Walls, R OBP: 0.276, SLG: 0.444 (8, PH)		1-2 2-3 3-H								1	1	1	0	0	0	0

Inning Stats	R: 0	H: 0	E: 0	K: 2	S: 7	LOB: 0	BB: 0	P: 11	R: 2	H: 2	E: 1	K: 0	S: 8	LOB: 2	BB: 2	P: 17	R: 0	H: 0	E: 0	K: 0	S: 4	LOB: 0	BB: 0	P: 5	R: 0	H: 0	E: 0	K: 1	S: 5	LOB: 0	BB: 0	P: 6	R: 0	H: 0	E: 0	K: 0	S: 5	LOB: 1	BB: 1	P: 15	R: 0	H: 0	E: 0	K: 0	S: 4	LOB: 0	BB: 0	P: 7	R: 4	H: 5	E: 1	K: 0	S: 21	LOB: 1	BB: 0	P: 34
--------------	------	------	------	------	------	--------	-------	-------	------	------	------	------	------	--------	-------	-------	------	------	------	------	------	--------	-------	------	------	------	------	------	------	--------	-------	------	------	------	------	------	------	--------	-------	-------	------	------	------	------	------	--------	-------	------	------	------	------	------	-------	--------	-------	-------

PITCHER	IP	WLS	BF	H	R	ER	SO	BB	IBB	HBP	BLK	WP	HR	S	P	ERA	WHIP
Jack Fisher, R ERA: 3.94 (1, 1)	7.0	L	30	6	6	5	3	2	1	0	0	0	1	47	80	6.43	1.143
Don Larsen, R ERA: 2.61 (8, 1)	0.1		1	0	0	0	0	0	0	0	0	0	0	5	8	0.00	0.000
Billy Pierce, L ERA: 3.91 (8, 1)	0.2		3	1	0	0	0	0	0	0	0	0	0	9	14	0.00	1.500

**BOTTOM**

**San Francisco Giants @ Los Angeles Dodgers**  
**Dodger Stadium, Los Angeles, CA**  
 Sun May 12 1963, 3:33 AM PDT  
 Att. 43,964 - Unknown

<b>AB</b>	<b>29</b>
<b>R</b>	<b>6</b>
<b>H</b>	<b>7</b>
<b>RBI</b>	<b>6</b>
<b>BB</b>	<b>3</b>
<b>SO</b>	<b>3</b>
<b>LOB</b>	<b>8</b>



WP	PA	1B	2B	3B	HR	SF	SAC	DP	HBP
0	34	5	1	0	1	2	0	0	0

Batter	1	2	3	4	5	6	7	8	9	AB R H RBI BB SO LOB	TOP	
Dick Schofield, S (1, 6) OBP: 0.331, SLG: 0.252	0-0 F8		0-0 F8			0-0 1-3			0-0 4-3	4 0 0 0 0 0 0	<b>Pittsburgh Pirates @ San Francisco Giants</b> Candlestick Park, San Francisco, CA Tue May 14 1963, 10:05 PM EDT Att. 14,847 - Unknown <a href="http://livebaseballscorecards.com">livebaseballscorecards.com</a>	
Bill Virdon, L (1, 8) OBP: 0.290, SLG: 0.315	0-3 K		4-0 BB			0-0 F8			0-0 5-3 1B	3 0 1 0 1 1 0		
Bob Skinner, L (1, 7) OBP: 0.336, SLG: 0.357	0-0 P4		0-0 F8			0-0 5-3			0-0 5-3 1B	4 0 1 0 0 0 1		
Willie Stargell, L (1, 3) OBP: 0.444, SLG: 0.563 Donn Clendenon, R (9, PH) OBP: 0.337, SLG: 0.488		0-0 4-3 SH5-3 1B		0-0 F9		0-0 P6			0-0 5-3 1B	3 1 1 0 0 0 0 1 0 0 0 0 0 2		
Roberto Clemente, R (1, 9) OBP: 0.325, SLG: 0.423		0-0 SH5-3		0-0 4-3		1-0 G4-3 HBP			0-0 4-3	2 0 0 0 0 0 2		
Smoky Burgess, L (1, 2) OBP: 0.310, SLG: 0.453		0-0 4-3		0-3 K		0-0 G4-3				3 0 0 0 0 1 2		
Bill Mazeroski, R (1, 4) OBP: 0.376, SLG: 0.367		0-0 3-H 1B		0-0 F4				0-0 1-3		3 0 1 1 0 0 0		
Bob Bailey, R (1, 5) OBP: 0.307, SLG: 0.398		0-0 F3		0-0 F9				0-0 5-3		3 0 0 0 0 0 1		
Bob Friend, R (1, 1) OBP: 0.167, SLG: 0.118 Ted Savage, R (8, PH) OBP: 0.302, SLG: 0.512 Harvey Haddix, L (8, 1) OBP: 0.250, SLG: 0.500		0-3 K		0-3 K				0-3 K		2 0 0 0 0 2 0 1 0 0 0 0 1 0 0 0 0 0 0 0 0		
<b>Inning Stats</b>	R: 0 H: 0 E: 0 LOB: 0 K: 1 BB: 0 S: 5 P: 5	R: 1 H: 2 E: 0 LOB: 1 K: 0 BB: 0 S: 5 P: 5	R: 0 H: 0 E: 0 LOB: 1 K: 1 BB: 1 S: 5 P: 9	R: 0 H: 0 E: 0 LOB: 0 K: 1 BB: 0 S: 5 P: 5	R: 0 H: 0 E: 0 LOB: 0 K: 1 BB: 0 S: 5 P: 5	R: 0 H: 0 E: 0 LOB: 0 K: 0 BB: 0 S: 3 P: 3	R: 0 H: 0 E: 0 LOB: 0 K: 0 BB: 0 S: 2 P: 3	R: 0 H: 0 E: 0 LOB: 0 K: 1 BB: 0 S: 5 P: 5	R: 0 H: 2 E: 0 LOB: 2 K: 0 BB: 0 S: 5 P: 5	1B: 4 SF: 0 2B: 0 SAC: 1 3B: 0 DP: 1 HR: 0 HBP: 1	WP: 0 PA: 32 PB: 0 SB: 0 CS: 0	
<b>PITCHER</b>	IP WLS BF H R ER SO BB IBB HBP BLK WP HR S P ERA WHIP											
Jack Sanford, R (1, 1) ERA: 2.4	8.1 W 29 3 1 1 5 1 0 1 0 0 0 0 37 42 1.08 0.480											
Billy Pierce, L (9, 1) ERA: 3.91	0.0 1 1 0 0 0 0 0 0 0 0 0 0 1 1 ∞ ∞											
Bobby Bolin, R (9, 1) ERA: 3.55	0.2 S 2 0 0 0 0 0 0 0 0 0 0 0 2 2 0.00 0.000											

<b>AB</b>	29
<b>R</b>	1
<b>H</b>	4
<b>RBI</b>	1
<b>BB</b>	1
<b>SO</b>	5
<b>LOB</b>	8



Batter	1	2	3	4	5	6	7	8	9	AB	R	H	RBI	BB	SO	LOB
Jim Davenport, R (1, 5) OBP: 0.298, SLG: 0.351	0-0 F8		0-3 K		0-0 4-3		0-0 F2			4	0	0	0	0	1	2
Felipe Alou, R (1, 9) OBP: 0.388, SLG: 0.617	0-3 K			0-0 L6	0-0 F3		0-3 K			4	0	0	0	0	2	1
Willie Mays, R (1, 8) OBP: 0.350, SLG: 0.423	0-0 P3			4-0 1B E BB		0-0 4-3		0-0 SH1-4 E 1B		3	2	1	0	1	0	0
Willie McCovey, L (1, 7) OBP: 0.403, SLG: 0.536		4-0 G4-6-3 BB		0-0 E SF9 1B		0-0 G3 1B		0-0 SH1-4 1-2		2	1	2	0	1	0	0
Orlando Cepeda, R (1, 3) OBP: 0.371, SLG: 0.558		0-0 G4-6-3 1-2		0-0 E9 SF9 1B		0-0 G3 1-2		4-0 E IBB		3	0	1	1	1	0	2
Tom Haller, L (1, 2) OBP: 0.329, SLG: 0.382		0-3 K		4-0 IBB		4-0 IBB		0-0 E3 1-3 2-H		1	0	0	0	0	1	0
Ed Bailey, L (3, 2) OBP: 0.387, SLG: 0.667										1	0	0	0	2	0	1
Joey Amalfitano, R (1, 4) OBP: 0.254, SLG: 0.186			0-3 K		0-0 SF9		0-0 4-3		0-3 K	1	0	0	1	0	1	0
Matty Alou, L (6, PH) OBP: 0.125, SLG: 0.125				2-3 3-H						1	0	0	0	0	0	2
Ernie Bowman, R (7, 4) OBP: 0.286, SLG: 0.429										1	0	0	0	0	1	2
Jose Pagan, R (1, 6) OBP: 0.266, SLG: 0.273			4-0 BB		0-3 K		0-0 SH3 1B		0-0 F8	3	0	1	0	1	1	4
Jack Sanford, R (1, 1) OBP: 0.207, SLG: 0.269			0-3 K				0-0 SH3 1-2			2	0	0	0	0	2	1
Billy Pierce, L (9, 1)					0-3 K					0	0	0	0	0	0	0
Bobby Bolin, R (9, 1)										0	0	0	0	0	0	0

Inning Stats	R: 0	H: 0	E: 0	LOB: 0	K: 1	S: 5	P: 5	R: 0	H: 0	E: 0	LOB: 0	K: 1	BB: 1	S: 4	P: 8	R: 0	H: 0	E: 0	LOB: 1	K: 3	BB: 1	S: 9	P: 13	R: 2	H: 2	E: 1	LOB: 2	K: 1	BB: 2	S: 7	P: 15	R: 0	H: 0	E: 0	LOB: 0	K: 1	BB: 0	S: 5	P: 5	R: 0	H: 1	E: 0	LOB: 2	K: 0	BB: 1	S: 4	P: 8	R: 0	H: 1	E: 0	LOB: 1	K: 1	BB: 0	S: 6	P: 6	R: 1	H: 1	E: 1	LOB: 2	K: 1	BB: 1	S: 7	P: 11
PITCHER	IP	WLS	BF	H	R	ER	SO	BB	IBB	HBP	BLK	WP	HR	S	P	ERA	WHIP																																														
Bob Friend, R (1, 1) ERA: 3.23	7.0	L	29	4	2	2	8	3	2	0	0	0	0	40	60	2.57	1.000																																														
Harvey Haddix, L (8, 1) ERA: 2.61	1.0		6	1	1	0	1	0	1	0	0	0	0	7	11	0.00	1.000																																														


**BOTTOM**

**Pittsburgh Pirates @ San Francisco Giants**  
Candlestick Park, San Francisco, CA

Tue May 14 1963, 10:05 PM EDT  
Att. 14,847 - Unknown

AB	26
R	3
H	5
RBI	2
BB	6
SO	9
LOB	15

livebaseballscorecards.com



WP: 0	PA: 35
PB: 0	
SB: 0	
CS: 0	

Batter	1	2	3	4	5	6	7	8	9	AB R H RBI BB SO LOB	TOP		
Dick Schofield, S (1, 6) OBP: 0.333, SLG: 0.258	0-0 FC4-6 1B		0-0 F7		0-0 4-3		0-0 G3		0-0 1B	5 0 2 0 0 0 1	<b>Pittsburgh Pirates @ San Francisco Giants</b> Candlestick Park, San Francisco, CA Wed May 15 1963, 6:33 AM EDT Att. 10,386 - Unknown		
Bill Virdon, L (1, 8) OBP: 0.296, SLG: 0.323	0-0 P6		4-0 BB			0-0 F7		0-0 3B 2B	0-0 F6	4 1 1 0 1 0 2			
Bob Skinner, L (1, 7) OBP: 0.342, SLG: 0.382	0-0 FC4-6 1-2f		0-0 G3			0-0 1B FC6 1B		0-0 2-H SF8 3B		4 2 2 1 0 0 2			
Willie Stargell, L (1, 3) OBP: 0.425, SLG: 0.543	0-0 4-3			0-0 F9		0-0 1-3 1B FC6 1B		0-0 3-H SF8		3 0 1 1 0 0 1			
Roberto Clemente, R (1, 9) OBP: 0.322, SLG: 0.417		0-0 F9		0-0 1B FC5-4		0-0 1-2f 3-H F8		0-0 F9		4 0 1 1 0 0 1			
Bill Mazeroski, R (1, 4) OBP: 0.380, SLG: 0.382		0-0 BB 1B		0-0 F9		0-0 F8		0-0 2B		4 0 2 0 0 0 2			
Bob Bailey, R (1, 5) OBP: 0.305, SLG: 0.387		4-0 BB G5-4-3 BB		0-0 FC5-4 1-2f		0-0 F7		0-0 5-3		3 0 0 0 1 0 2			
Jim Pagliaroni, R (1, 2) OBP: 0.380, SLG: 0.415		0-0 G5-4-3 1-2f		0-0 5-3		0-0 F4		0-3 K		4 0 0 0 0 1 2			
Don Cardwell, R (1, 1)			0-0 F5		0-0 F3		4-0 BB		0-0 P6	2 0 0 0 0 0 0			
Tommie Sisk, R (5, 1)										0 0 0 0 0 0 0			
Ted Savage, R (7, PH) OBP: 0.318, SLG: 0.512										0 0 0 0 1 0 0			
Al McBean, R (7, 1) OBP: 0.091, SLG: 0.091										0 0 0 0 0 0 0			
Smoky Burgess, L (9, PH) OBP: 0.305, SLG: 0.444										1 0 0 0 0 0 0			
<b>Inning Stats</b>	R: 0 H: 1 E: 0 LOB: 1 K: 0 BB: 0 S: 4 P: 4	R: 0 H: 1 E: 0 LOB: 1 K: 0 BB: 1 S: 3 P: 7	R: 0 H: 0 E: 0 LOB: 1 K: 0 BB: 1 S: 3 P: 7	R: 0 H: 1 E: 0 LOB: 1 K: 0 BB: 0 S: 4 P: 4	R: 0 H: 0 E: 0 LOB: 0 K: 0 BB: 0 S: 3 P: 3	R: 1 H: 2 E: 1 LOB: 1 K: 0 BB: 0 S: 5 P: 5	R: 0 H: 0 E: 0 LOB: 1 K: 0 BB: 1 S: 3 P: 7	R: 2 H: 3 E: 0 LOB: 1 K: 0 BB: 0 S: 6 P: 6	R: 0 H: 1 E: 0 LOB: 1 K: 1 BB: 0 S: 6 P: 6	1B: 6 SF: 1 2B: 2 SAC: 0 3B: 1 DP: 1 HR: 0 HBP: 0	WP: 0 PA: 38 PB: 0 SB: 0 CS: 0		
<b>PITCHER</b>	IP WLS BF H R ER SO BB IBB HBP BLK WP HR S P ERA WHIP											<b>PITCHER</b>	IP WLS BF H R ER SO BB IBB HBP BLK WP HR S P ERA WHIP
Juan Marichal, R (1, 1) ERA: 2.67	7.2 W 33 8 3 3 0 3 0 0 0 0 0 0 30 42 3.52 1.435												
Bobby Bolin, R (8, 1) ERA: 3.21	1.1 S 5 1 0 0 1 0 0 0 0 0 0 0 7 7 0.00 0.750												

AB	34
R	3
H	9
RBI	3
BB	3
SO	1
LOB	13



Batter	1	2	3	4	5	6	7	8	9
Jim Davenport, R (1, 5) OBP: 0.288, SLG: 0.339	0-0 F3		0-0 P5		0-0 P3		0-0 4-3		
Felipe Alou, R (1, 9) OBP: 0.385, SLG: 0.603	0-0 P6			0-0 6-3	1-0 E HBP			0-0 F8	
Willie Mays, R (1, 8) OBP: 0.347, SLG: 0.417	0-0 1B			0-0 4-3	0-0 E5			0-3 K	
Willie McCovey, L (1, 7) OBP: 0.391, SLG: 0.518	0-3 K			0-0 F7	0-0 G3			0-0 F7	
Orlando Cepeda, R (1, 3) OBP: 0.378, SLG: 0.561		0-3 K			0-0 SH2-4 BB 1B	0-0 FC5-4 1B			
Ed Bailey, L (1, 2) OBP: 0.400, SLG: 0.661		0-0 3-1			4-0 BB SH2-4 HBP BB	0-0 FC5-4 1B			
Joey Amalfitano, R (1, 4) OBP: 0.246, SLG: 0.180		0-0 F8			0-0 SH2-4	0-0 FC5-4 CS			
Jose Pagan, R (1, 6) OBP: 0.267, SLG: 0.268			0-0 6-3		4-0 HBP E IBB	0-0 CS	0-3 K		
Juan Marichal, R (1, 1) Bobby Bolin, R (8, 1) OBP: 0.273, SLG: 0.286			0-0 F7		4-0 E HBP BB		0-0 F5		

Inning Stats	R: 0	H: 1	E: 0	K: 1	S: 6	LOB: 1	BB: 0	P: 6	R: 0	H: 0	E: 0	K: 1	S: 5	LOB: 0	BB: 0	P: 5	R: 0	H: 0	E: 0	K: 0	S: 3	LOB: 0	BB: 0	P: 3	R: 4	H: 1	E: 1	K: 0	S: 5	LOB: 2	BB: 3	P: 18	R: 0	H: 2	E: 0	K: 0	S: 3	LOB: 0	BB: 0	P: 3	R: 0	H: 0	E: 0	K: 1	S: 5	LOB: 0	BB: 0	P: 5	R: 0	H: 0	E: 0	K: 1	S: 5	LOB: 0	BB: 0	P: 5
--------------	------	------	------	------	------	--------	-------	------	------	------	------	------	------	--------	-------	------	------	------	------	------	------	--------	-------	------	------	------	------	------	------	--------	-------	-------	------	------	------	------	------	--------	-------	------	------	------	------	------	------	--------	-------	------	------	------	------	------	------	--------	-------	------

PITCHER	IP	WLS	BF	H	R	ER	SO	BB	IBB	HBP	BLK	WP	HR	S	P	ERA	WHIP
Don Cardwell, R (1, 1) ERA: 4.91	4.2	L	21	2	4	2	2	2	2	1	0	0	0	21	34	3.86	0.857
Tommie Sisk, R (5, 1) ERA: 1.26	1.1		4	2	0	0	0	0	0	0	0	0	0	4	4	0.00	1.500
Al McBean, R (7, 1) ERA: 2.9	2.0		6	0	0	0	2	0	0	0	0	0	0	10	10	0.00	0.000

**BOTTOM**

**Pittsburgh Pirates @ San Francisco Giants**  
Candlestick Park, San Francisco, CA

Wed May 15 1963, 6:33 AM EDT  
Att. 10,386 - Unknown

AB	26
R	4
H	4
RBI	2
BB	3
SO	4
LOB	9



WP	HR	S	P	ERA	WHIP
0	0	0	0	0	0

AB	R	H	RBI	BB	SO	LOB
4	0	0	0	0	0	3
3	0	0	1	0	0	0
4	0	1	0	0	1	1
4	0	0	0	0	1	3
3	1	2	0	0	1	0
2	1	1	0	1	0	0
2	0	0	0	0	0	2
2	1	0	0	1	1	0
2	1	0	1	1	0	0
0	0	0	0	0	0	0

1B	SF	WP	PA
4	0	0	32
0	0	0	0
0	1	0	0
0	0	0	0
0	1	0	0

Batter	1	2	3	4	5	6	7	8	9	AB R H RBI BB SO LOB	TOP	
Charlie Neal, R (1, 5) OBP: 0.318, SLG: 0.319	0-0 F9		0-0 F9		0-0 F8		0-0 SH3		0-0 3-1	4 0 0 0 0 0 2		
Ron Hunt, R (1, 4) OBP: 0.395, SLG: 0.454	0-0 F8		0-0 F9			0-0 HR	0-0 4-3			4 1 1 1 0 0 3		
Ed Kranepool, L (1, 3) OBP: 0.299, SLG: 0.381	4-0 FC6-4 BB			0-3 K	0-3 K	0-0 F7				3 0 0 0 1 2 2		
Frank Thomas, R (1, 7) OBP: 0.262, SLG: 0.330	0-0 FC6-4			0-0 G4-6-3 1B		0-0 5-3		0-0 P3		4 0 1 0 0 0 1		
Jim Hickman, R (1, 8) OBP: 0.371, SLG: 0.500		0-0 5-3		0-0 G4-6-3 1B		0-0 WP 1B		0-0 2B		4 1 2 0 0 0 1		
Cliff Cook, R (1, 9) OBP: 0.204, SLG: 0.283		0-3 K			0-0 HR	0-0 HR 1B		0-0 F9		4 2 2 2 0 1 1		
Chico Fernandez, R (1, 6) OBP: 0.253, SLG: 0.235		0-0 5-3			0-0 F2	0-0 HR		0-0 5-3		4 1 1 2 0 0 1		
Chris Cannizzaro, R (1, 2) OBP: 0.400, SLG: 0.600 Choo-Choo Coleman, L (9, PH) OBP: 0.314, SLG: 0.243			0-0 E1 PB		0-0 2B	0-0 4-3			0-0 F8	3 0 1 0 0 0 0 1 0 0 0 0 0 0		
Jay Hook, L (1, 1) OBP: 0.294, SLG: 0.267 Tracy Stallard, R (6, 1) Rod Kanehl, R (7, PH) Al Jackson, L (7, PR) Larry Bearnarth, R (7, 1) Duke Snider, L (9, PH) OBP: 0.327, SLG: 0.467			0-3 K		0-3 K		0-0 4-3 SH3 1B		0-0 P4	2 0 0 0 0 0 2 2 0 0 0 0 0 0 0 0 1 0 1 0 1 0 0 0 0 0 0 0		
<b>Inning Stats</b>	R: 0 H: 0 E: 0 LOB: 1 K: 0 BB: 1 S: 3 P: 7	R: 0 H: 0 E: 0 LOB: 0 K: 1 BB: 0 S: 5 P: 5	R: 0 H: 0 E: 1 LOB: 1 K: 1 BB: 0 S: 6 P: 6	R: 0 H: 1 E: 0 LOB: 0 K: 1 BB: 0 S: 5 P: 5	R: 1 H: 2 E: 0 LOB: 1 K: 1 BB: 0 S: 7 P: 7	R: 4 H: 4 E: 0 LOB: 0 K: 1 BB: 0 S: 9 P: 9	R: 0 H: 1 E: 0 LOB: 2 K: 0 BB: 0 S: 4 P: 4	R: 0 H: 1 E: 0 LOB: 1 K: 0 BB: 0 S: 4 P: 4	R: 0 H: 0 E: 0 LOB: 0 K: 0 BB: 0 S: 3 P: 3	1B: 4 SF: 0 2B: 2 SAC: 1 3B: 0 DP: 1 HR: 3 HBP: 0	WP: 1 PA: 37 PB: 1 SB: 0 CS: 0	
<b>PITCHER</b>	IP WLS BF H R ER SO BB IBB HBP BLK WP HR S P ERA WHIP											
Billy O'Dell, L (1, 1) ERA: 2.66	6.0 W 27 8 5 5 5 1 0 0 0 1 3 36 40 7.50 1.500											
Gaylord Perry, R (7, 1) ERA: 1.26	3.0 S 10 1 0 0 0 0 0 0 0 0 0 0 10 10 0.00 0.333											

**New York Mets @ San Francisco Giants**  
 Candlestick Park, San Francisco, CA  
 Thu May 16 1963, 6:33 AM EDT  
 Att. 8,849 - Unknown

[livebaseballscorecards.com](http://livebaseballscorecards.com)

AB	35
R	5
H	9
RBI	5
BB	1
SO	5
LOB	13



Batter	1	2	3	4	5	6	7	8	9
Jose Pagan, R OBP: 0.259, SLG: 0.260 (1, 6)	0-0 4-3		0-0 F2		0-0 F9	0-0 F3			
Felipe Alou, R OBP: 0.374, SLG: 0.585 (1, 9)	0-0 F6		0-0 F2		0-0 F7		0-0 5-3		
Willie Mays, R OBP: 0.364, SLG: 0.454 (1, 8)	4-0 BB		0-0 HR		0-0 HR 1B		0-0 6-3 1B		
Willie McCovey, L OBP: 0.387, SLG: 0.534 (1, 7)	0-0 F7		0-0 F8		0-0 HR		0-0 6-3		
Orlando Cepeda, R OBP: 0.374, SLG: 0.559 (1, 3)		0-0 F8		0-0 SH1-3 E 2B	0-0 F2		0-0 1-3		
Ed Bailey, L OBP: 0.406, SLG: 0.644 (1, 2)		0-0 1B		1-0 SH1-3 E HBP		0-3 K		0-0 F9	
Jim Davenport, R OBP: 0.289, SLG: 0.339 (1, 5)		0-3 K		0-0 SH1-3 1-2 2-3		0-0 1B 1B		0-0 F8	
Joey Amalfitano, R OBP: 0.233, SLG: 0.169 (1, 4)		0-0 F8		0-0 E4 CS 2-H 3-H		0-0 P6		0-0 F3	
Billy O'Dell, S OBP: 0.158, SLG: 0.158 (1, 1) Gaylord Perry, R (7, 1)			0-0 HR 1B		0-0 F2 1-2		0-0 1B		

AB	R	H	RBI	BB	SO	LOB
4	0	0	0	0	0	3
4	0	0	0	0	0	1
3	2	3	2	1	0	0
4	1	1	2	0	0	2
4	1	1	0	0	0	1
3	1	1	0	0	1	0
3	0	1	0	0	1	1
4	0	0	1	0	0	2
3	1	2	0	0	0	1
0	0	0	0	0	0	0


**BOTTOM**

**New York Mets @ San Francisco Giants**  
Candlestick Park, San Francisco, CA

Thu May 16 1963, 6:33 AM EDT  
Att. 8,849 - Unknown

livebaseballscorecards.com

<b>AB</b>	<b>32</b>
<b>R</b>	<b>6</b>
<b>H</b>	<b>9</b>
<b>RBI</b>	<b>5</b>
<b>BB</b>	<b>1</b>
<b>SO</b>	<b>2</b>
<b>LOB</b>	<b>11</b>



Inning Stats	R: 0	H: 0	E: 0	K: 3	S: 3	H: 0	LOB: 1	BB: 1	P: 7	R: 0	H: 1	E: 0	K: 1	S: 6	H: 1	LOB: 1	BB: 0	P: 6	R: 2	H: 2	E: 0	K: 0	S: 5	H: 2	LOB: 0	BB: 0	P: 5	R: 2	H: 2	E: 0	K: 0	S: 5	H: 2	LOB: 2	BB: 0	P: 7	R: 0	H: 1	E: 0	K: 0	S: 4	H: 0	LOB: 0	BB: 0	P: 3
<b>PITCHER</b>	<b>IP</b>	<b>WLS</b>	<b>BF</b>	<b>H</b>	<b>R</b>	<b>ER</b>	<b>SO</b>	<b>BB</b>	<b>IBB</b>	<b>HBP</b>	<b>BLK</b>	<b>WP</b>	<b>HR</b>	<b>S</b>	<b>P</b>	<b>ERA</b>	<b>WHIP</b>																												
Jay Hook, R ERA: 6.3 (1, 1)	5.0	L	23	6	6	5	1	1	0	0	0	0	0	7	7	9.00	1.400																												
Tracy Stallard, R ERA: 7.59 (6, 1)	1.0		5	2	0	0	1	0	0	0	0	0	0	7	7	0.00	2.000																												
Larry Bearnarth, R ERA: 1.15 (7, 1)	2.0		7	1	0	0	0	0	0	0	0	0	0	7	7	0.00	0.500																												

WP	HR	S	P	ERA	WHIP
0	0	0	0	0	0

Batter	1	2	3	4	5	6	7	8	9	10	11	AB R H RBI BB SO LOB	TOP																	
Charlie Neal, R OBP: 0.314, SLG: 0.314 (1, 5)												5 0 1 0 0 1 0	<b>New York Mets @ San Francisco Giants</b> Candlestick Park, San Francisco, CA Fri May 17 1963, 10:05 PM EDT Att. 19,352 - Unknown																	
Ron Hunt, R OBP: 0.395, SLG: 0.480 (1, 4)												5 1 2 1 0 0 1																		
Cliff Cook, R OBP: 0.185, SLG: 0.255 (1, 9)												5 0 0 0 0 2 3																		
Duke Snider, L OBP: 0.339, SLG: 0.462 (1, 7)												3 1 1 0 2 0 2																		
Jim Hickman, R OBP: 0.364, SLG: 0.481 (1, 8)												4 0 0 0 1 3 2																		
Ed Kranepool, L OBP: 0.286, SLG: 0.363 (1, 3)												5 0 0 0 0 4 5																		
Chris Cannizzaro, R OBP: 0.375, SLG: 0.500 (1, 2)												3 1 1 0 0 1 0																		
Tim Harkness, L OBP: 0.239, SLG: 0.362 (9, PH)												1 0 0 0 0 1 0																		
Norm Sherry, R OBP: 0.156, SLG: 0.256 (9, 2)												1 0 0 0 0 1 1																		
Al Moran, R OBP: 0.221, SLG: 0.220 (1, 6)												5 0 1 1 0 2 1																		
Galen Cisco, R OBP: 0.167, SLG: 0.182 (1, 1)												3 0 0 0 0 0 1																		
Choo-Choo Coleman, L OBP: 0.310, SLG: 0.240 (10, PH)												1 0 0 0 0 0 0																		
Roger Craig, R OBP: 0.185, SLG: 0.255 (10, 1)												0 0 0 0 0 0 0																		
<b>Inning Stats</b>	R: 0 H: 0 E: 0 K: 0 S: 3	H: 0 LOB: 0 BB: 0 P: 3	R: 0 H: 0 E: 0 K: 2 S: 7	H: 0 LOB: 0 BB: 0 P: 7	R: 0 H: 0 E: 0 K: 2 S: 7	H: 0 LOB: 0 BB: 0 P: 7	R: 0 H: 0 E: 0 K: 1 S: 5	H: 0 LOB: 0 BB: 0 P: 5	R: 2 H: 3 E: 1 K: 2 S: 10	H: 3 LOB: 1 BB: 0 P: 10	R: 0 H: 1 E: 0 K: 1 S: 6	H: 1 LOB: 3 BB: 2 P: 14	R: 0 H: 0 E: 0 K: 3 S: 8	H: 1 LOB: 1 BB: 1 P: 12	R: 0 H: 0 E: 0 K: 3 S: 9	H: 0 LOB: 0 BB: 0 P: 9	R: 0 H: 1 E: 1 K: 1 S: 7	H: 1 LOB: 2 BB: 0 P: 7	R: 0 H: 0 E: 1 K: 1 S: 6	H: 0 LOB: 1 BB: 0 P: 6	1B: 5 SF: 0 2B: 0 SAC: 0 3B: 0 DP: 0 HR: 1 HBP: 0	WP: 0 PA: 44 PB: 0 SB: 1 CS: 0								
<b>PITCHER</b>	IP WLS BF H R ER SO BB IBB HBP BLK WP HR S P ERA WHIP																													
Billy Pierce, L ERA: 3.45 (1, 1)	5.2	22	4	2	1	7	1	0	0	0	0	0	0	35	39	1.59	0.882													
Don Larsen, R ERA: 2.53 (6, 1)	0.1	2	0	0	0	1	1	0	0	0	0	0	0	3	7	0.00	3.000													
Bobby Bolin, R ERA: 3.18 (7, 1)	3.0	11	1	1	1	5	1	0	0	0	0	0	1	20	24	3.00	0.667													
Gaylord Perry, R ERA: 1.1 (10, 1)	2.0	W 9	1	0	0	2	0	0	0	0	0	0	0	13	13	0.00	0.500													

livebaseballscores.com

AB	41
R	3
H	6
RBI	2
BB	3
SO	15
LOB	16





Batter	1	2	3	4	5	6	7	8	9	10	11	AB	R	H	RBI	BB	SO	LOB
<b>Jim Davenport, R</b> (1, 5) <small>OBP: 0.288, SLG: 0.331</small> <b>Matty Alou, L</b> (9, PH) <small>OBP: 0.111, SLG: 0.111</small> <b>Gaylord Perry, R</b> (10, 1)	K	F6		FC5-4 BB		G5-4-3			4-3			3	0	0	1	1	1	3
<b>Felipe Alou, R</b> (1, 9) <small>OBP: 0.362, SLG: 0.564</small>	3-1		L6	FC5-4			P6		6-3			5	0	0	0	0	0	4
<b>Willie Mays, R</b> (1, 8) <small>OBP: 0.365, SLG: 0.470</small>	HR		6-3				F8					4	1	1	1	0	0	0
<b>Willie McCovey, L</b> (1, 7) <small>OBP: 0.387, SLG: 0.549</small>	HR		K				G3					4	1	1	1	1	1	1
<b>Orlando Cepeda, R</b> (1, 3) <small>OBP: 0.368, SLG: 0.543</small>	BB			K			6-3		F7			4	0	0	0	1	1	1
<b>Ed Bailey, L</b> (1, 2) <small>OBP: 0.392, SLG: 0.609</small>	K			WP 1B BB 1B			F8		4-3			5	1	1	0	0	1	2
<b>Joey Amalfitano, R</b> (1, 4) <small>OBP: 0.269, SLG: 0.246</small> (10, 5)				4-3 6-3 BB			BB WP 1B		FC1-5 BB 1B			4	1	3	1	1	1	0
<b>Jose Pagan, R</b> (1, 6) <small>OBP: 0.259, SLG: 0.254</small>				6-3			K		FC1-5 BB			3	0	0	0	1	1	3
<b>Billy Pierce, L</b> (1, 1) <b>Don Larsen, R</b> (6, 1) <b>Billy O'Dell, S</b> (6, PH) <small>OBP: 0.150, SLG: 0.150</small> <b>Bobby Bolin, R</b> (7, 1) <b>Harvey Kuenn, R</b> (9, PH) <small>OBP: 0.227, SLG: 0.190</small> <b>Ernie Bowman, R</b> (10, 4) <small>OBP: 0.286, SLG: 0.429</small>				4-3			BB		FC1-5 G5-4-3			1	0	0	0	1	0	1

Inning Stats	R: 2	H: 2	R: 0	H: 0	R: 0	H: 0	R: 1	H: 2	R: 0	H: 0	R: 0	H: 1	R: 0	H: 0	R: 0	H: 0	R: 0	H: 0	R: 1	H: 1
	E: 0	LOB: 1	E: 0	LOB: 1	E: 0	LOB: 0	E: 0	LOB: 3	E: 0	LOB: 1	E: 0	LOB: 1	E: 0	LOB: 0	E: 1	LOB: 1	E: 0	LOB: 0	E: 0	LOB: 0
	K: 2	BB: 1	K: 0	BB: 1	K: 1	BB: 0	K: 2	BB: 2	K: 0	BB: 1	K: 0	BB: 1	K: 1	BB: 0	K: 0	BB: 0	K: 0	BB: 0	K: 0	BB: 0
	S: 9	P: 13	S: 3	P: 7	S: 5	P: 5	S: 9	P: 17	S: 3	P: 7	S: 3	P: 7	S: 5	P: 5	S: 4	P: 4	S: 2	P: 3	S: 2	P: 2

PITCHER	IP	WLS	BF	H	R	ER	SO	BB	IBB	HBP	BLK	WP	HR	S	P	ERA	WHIP
<b>Galen Cisco, R</b> (1, 1) <small>ERA: 3.43</small>	9.0		38	5	3	3	6	6	0	0	0	1	2	44	68	3.00	1.222
<b>Roger Craig, R</b> (10, 1) <small>ERA: 3.59</small>	1.1	L	5	1	1	1	0	0	0	1	0	0	1	4	5	6.75	0.750

PITCHER	IP	WLS	BF	H	R	ER	SO	BB	IBB	HBP	BLK	WP	HR	S	P	ERA	WHIP

1B: 3	SF: 0	WP: 1	PA: 43
2B: 0	SAC: 0	PB: 0	
3B: 0	DP: 2	SB: 0	
HR: 3	HBP: 1	CS: 0	

BOTTOM

**New York Mets @ San Francisco Giants**  
 Candlestick Park, San Francisco, CA  
 Fri May 17 1963, 10:05 PM EDT  
 Att. 19,352 - Unknown

livebaseballscores.com

AB	36
R	4
H	6
RBI	4
BB	6
SO	6
LOB	19



Batter	1	2	3	4	5	6	7	8	9	AB R H RBI BB SO LOB	TOP	
Charlie Neal, R OBP: 0.317, SLG: 0.317 (1, 5) X	0-0 E6 4-3 5-3		0-0 1B BB 1-3 1B	0-0 2-3 1B		0-0 4-3		0-0 F8		5 1 2 0 0 0 0		
Ron Hunt, R OBP: 0.395, SLG: 0.467 (1, 4) X	0-0 5-3 1-2		4-0 1B BB 1-2 1B	0-3 K		4-0 PO BB		0-0 6-3		3 1 0 0 2 1 3		
Duke Snider, L OBP: 0.342, SLG: 0.454 (1, 7) X	0-0 4-3 2-3		0-0 FC5 1B 1-2 2-3 3-H 1B		0-0 4-3	0-0 PO 1-2	4-0 1B BB	0-0 1-3		4 0 1 1 1 0 1		
Tim Harkness, L OBP: 0.304, SLG: 0.375 Rod Kanehl, R OBP: 0.333, SLG: 0.250 (1, 3) X (5, PR) (5, 9)	0-0 L6		0-0 1B 1-2 2-H 3-H 1B		0-0 BB E FC3-6 1B		0-3 K	0-0 1B		3 0 2 2 0 0 1 2 1 1 0 0 1 1		
Ed Kranepool, L OBP: 0.262, SLG: 0.355 (1, 9) (5, 3)		0-0 6-3	0-0 F7		0-0 E7 FC3-6 BB 1-2		0-0 1B	0-0 F8		5 0 1 0 0 0 4		
Jim Hickman, R OBP: 0.361, SLG: 0.468 (1, 8)		0-0 5-3	0-0 FC5 2-3f		4-0 FC3-6 BB 1-2 2-3		0-0 P3			3 0 0 0 1 0 4		
Choo-Choo Coleman, L OBP: 0.297, SLG: 0.228 (1, 2)		0-0 P5		0-0 4-3	0-0 FC3-6 1-2f 2-3 3-H		0-0 P4			4 0 0 1 0 0 4		
Al Moran, R OBP: 0.222, SLG: 0.221 (1, 6)			0-0 6-3	0-0 E7 1B 1B	0-0 1-6-3		0-0 L6			4 0 1 0 0 0 2		
Carl Willey, R OBP: 0.200, SLG: 0.143 (1, 1)			0-0 1B PB 1B 1B	0-3 K		0-3 K	0-0 1-3			4 1 1 0 0 2 1		
<b>Inning Stats</b>	R: 0 H: 0 E: 1 LOB: 1 K: 0 BB: 0 S: 4 P: 4	R: 0 H: 0 E: 0 LOB: 0 K: 0 BB: 0 S: 3 P: 3	R: 3 H: 4 E: 0 LOB: 2 K: 0 BB: 1 S: 7 P: 11	R: 0 H: 2 E: 1 LOB: 2 K: 2 BB: 0 S: 9 P: 9	R: 1 H: 1 E: 1 LOB: 2 K: 0 BB: 1 S: 5 P: 9	R: 0 H: 0 E: 0 LOB: 0 K: 1 BB: 1 S: 4 P: 8	R: 0 H: 1 E: 0 LOB: 2 K: 1 BB: 1 S: 6 P: 10	R: 0 H: 0 E: 0 LOB: 0 K: 0 BB: 0 S: 3 P: 3	R: 0 H: 1 E: 0 LOB: 1 K: 0 BB: 0 S: 4 P: 4	1B: 9 SF: 0 2B: 0 SAC: 0 3B: 0 DP: 0 HR: 0 HBP: 0	WP: 0 PA: 42 PB: 1 SB: 0 CS: 0	
<b>PITCHER</b> Jack Sanford, R ERA: 2.5 Jim Duffalo, R ERA:	IP WLS BF H R ER SO BB IBB HBP BLK WP HR S P ERA WHIP											<b>PITCHER</b> IP WLS BF H R ER SO BB IBB HBP BLK WP HR S P ERA WHIP
	(1, 1) 8.0 L 37 8 4 3 4 4 0 0 0 0 0 0 41 57 3.38 1.500											
	(9, 1) 1.0 4 1 0 0 0 0 0 0 0 0 0 0 4 4 0.00 1.000											

**New York Mets @ San Francisco Giants**  
 Candlestick Park, San Francisco, CA  
 Sat May 18 1963, 6:33 AM EDT  
 Att: 17,019 - Unknown

[livebaseballscorecards.com](http://livebaseballscorecards.com)

<b>AB</b>	37
<b>R</b>	4
<b>H</b>	9
<b>RBI</b>	4
<b>BB</b>	4
<b>SO</b>	4
<b>LOB</b>	21





Batter	1	2	3	4	5	6	7	8	9	AB R H RBI BB SO LOB	TOP		
Tony Taylor, R OBP: 0.341, SLG: 0.358 (1, 4) X	0-0 2B 2B		0-0 4-3		0-0 F9			0-0 4-3		4 1 1 0 0 0 0			
Johnny Callison, L OBP: 0.308, SLG: 0.378 (1, 9) X	0-0 P5		0-0 5-3			0-0 F8		0-0 4-3		4 0 0 0 0 0 1			
Tony Gonzalez, L OBP: 0.373, SLG: 0.373 (1, 8) X	0-0 F8 2B 2B		0-0 F8			0-0 4-3 2B			0-0 E1 1B	4 1 2 1 0 0 0			
Wes Covington, L OBP: 0.421, SLG: 0.708 Ruben Amaro, R OBP: 0.261, SLG: 0.150 (1, 7) X (9, PR) (9, 5)	0-0 F8 2-3			0-0 F9		0-0 4-3 2-3			0-0 E 1B	4 0 1 0 0 0 2 0 1 0 0 0 0 0			
Don Demeter, R OBP: 0.371, SLG: 0.529 (1, 5) X (9, 7)	0-0 2B 3-H			4-0 BB		0-0 5-3			0-0 FC6-2-5 1-H 3-H	3 0 1 1 1 0 2			
Roy Sievers, R OBP: 0.306, SLG: 0.357 (1, 3) X	0-0 5-3			0-0 P6			0-0 F5		0-3 K	4 0 0 0 0 1 4			
Clay Dalrymple, L OBP: 0.337, SLG: 0.345 (1, 2)		0-3 K		0-0 1-3			4-0 G6-4-3 BB		4-0 IBB	2 0 0 0 2 1 1			
Bobby Wine, R OBP: 0.307, SLG: 0.396 (1, 6)		0-0 5-3			0-0 P4		0-0 G6-4-3 1-2f		0-3 K	4 0 0 0 0 1 3			
Cal McLish, S OBP: 0.235, SLG: 0.313 (1, 1)		0-0 G3			0-0 3-1				0-0 F7	3 0 0 0 0 0 0			
<b>Inning Stats</b>	R: 2 E: 0 K: 0 S: 6 H: 3 LOB: 1 BB: 0 P: 6	R: 0 E: 0 K: 1 S: 5 H: 0 LOB: 0 BB: 0 P: 5	R: 0 E: 0 K: 0 S: 3 H: 0 LOB: 0 BB: 0 P: 3	R: 0 E: 0 K: 0 S: 3 H: 0 LOB: 1 BB: 1 P: 7	R: 0 E: 0 K: 0 S: 3 H: 0 LOB: 0 BB: 0 P: 3	R: 0 E: 0 K: 0 S: 4 H: 1 LOB: 1 BB: 0 P: 4	R: 0 E: 0 K: 0 S: 2 H: 0 LOB: 0 BB: 1 P: 6	R: 0 E: 0 K: 0 S: 3 H: 0 LOB: 0 BB: 0 P: 3	R: 1 E: 2 K: 2 S: 9 H: 1 LOB: 2 BB: 1 P: 13	1B: 1 2B: 4 3B: 0 HR: 0 SF: 0 SAC: 0 DP: 1 HBP: 0	WP: 0 PB: 0 SB: 0 CS: 0 PA: 35		
<b>PITCHER</b>	IP WLS BF H R ER SO BB IBB HBP BLK WP HR S P ERA WHIP											<b>PITCHER</b>	IP WLS BF H R ER SO BB IBB HBP BLK WP HR S P ERA WHIP
Jack Fisher, R ERA: 3.69 (1, 1)	8.0 L 29 4 2 2 1 2 0 0 0 0 0 0 29 37 2.25 0.750												
Jim Duffalo, R ERA: (9, 1)	0.0 2 1 1 0 0 0 0 0 0 0 0 0 2 2 ∞ ∞												
Don Larsen, R ERA: 2.31 (9, 1)	1.0 4 0 0 0 0 2 0 1 0 0 0 0 7 11 0.00 0.000												

Philadelphia Phillies @ San Francisco Giants  
Candlestick Park, San Francisco, CA  
Sun May 19 1963, 6:33 AM EDT  
Unknown

AB	32
R	3
H	5
RBI	2
BB	3
SO	3
LOB	13



livebaseballscorecards.com

Batter	1	2	3	4	5	6	7	8	9	AB R H RBI BB SO LOB
--------	---	---	---	---	---	---	---	---	---	----------------------

<b>Felipe Alou, R</b> <small>(1, 9) OBP: 0.356, SLG: 0.544</small>	0-3 		0-0 			0-0 			0-0 	4 0 1 0 0 1 0
<b>Jim Davenport, R</b> <small>(1, 5) OBP: 0.288, SLG: 0.336</small>	0-0 		0-0 			0-0 			0-0 	4 0 2 0 0 0 0
<b>Willie Mays, R</b> <small>(1, 8) OBP: 0.348, SLG: 0.444</small>	0-0 		0-0 			0-0 			0-0 	4 0 0 0 0 0 3
<b>Willie McCovey, L</b> <small>(1, 7) OBP: 0.376, SLG: 0.527</small>		0-3 		0-0 					0-0 	3 0 0 0 0 1 0
<b>Orlando Cepeda, R</b> <small>(1, 3) OBP: 0.365, SLG: 0.531</small>		0-0 		0-0 					0-0 	3 0 2 0 0 0 0
<b>Tom Haller, L</b> <small>(1, 2) OBP: 0.318, SLG: 0.365</small>		0-0 		0-0 					0-0 	3 0 0 0 0 0 2
<b>Joey Amalfitano, R</b> <small>(1, 4) OBP: 0.259, SLG: 0.227</small>		0-0 							0-0 	3 0 0 0 0 1 1
<b>Jose Pagan, R</b> <small>(1, 6) OBP: 0.248, SLG: 0.243</small>			0-0 						0-0 	3 0 0 0 0 0 0
<b>Jack Fisher, R</b> <small>(1, 1) OBP: 0.316, SLG: 0.313</small> <b>Matty Alou, L</b> <small>(8, PH) OBP: 0.091, SLG: 0.091</small> <b>Jim Duffalo, R</b> <small>(9, 1)</small> <b>Don Larsen, R</b> <small>(9, 1)</small>			0-0 						0-3 	2 0 0 0 0 0 0 1 0 0 0 0 1 0 0 0 0 0 0 0 0 0 0 0 0 0 0 0

Inning Stats	R: 0	H: 0	E: 0	K: 1	S: 5	R: 0	H: 1	E: 0	K: 1	S: 6	R: 0	H: 2	E: 0	K: 0	S: 5	R: 0	H: 1	E: 0	K: 0	S: 3	R: 0	H: 0	E: 0	K: 1	S: 5	R: 0	H: 1	E: 0	K: 0	S: 3	R: 0	H: 0	E: 0	K: 0	S: 3	R: 0	H: 0	E: 0	K: 1	S: 5	R: 0	H: 0	E: 0	K: 0	S: 5	R: 0	H: 0	E: 0	K: 0	S: 5	R: 0	H: 0	E: 0	K: 0	S: 5
--------------	------	------	------	------	------	------	------	------	------	------	------	------	------	------	------	------	------	------	------	------	------	------	------	------	------	------	------	------	------	------	------	------	------	------	------	------	------	------	------	------	------	------	------	------	------	------	------	------	------	------	------	------	------	------	------

PITCHER	IP	WLS	BF	H	R	ER	SO	BB	IBB	HBP	BLK	WP	HR	S	P	ERA	WHIP
<b>Cal McLish, R</b> <small>(1, 1) ERA: 3.56</small>	9.0	W	30	5	0	0	4	0	0	0	0	0	0	38	38	0.00	0.556

**BOTTOM**

Philadelphia Phillies @ San Francisco Giants  
 Candlestick Park, San Francisco, CA  
 Sun May 19 1963, 6:33 AM EDT  
 Unknown

AB	30
R	0
H	5
RBI	0
BB	0
SO	4
LOB	6



WP	PA	ERA	WHIP
0	30		


Batter	1	2	3	4	5	6	7	8	9	AB R H RBI BB SO LOB																		
Tony Taylor, R (1, 4) OBP: 0.353, SLG: 0.366	0-0 G6-3 1B		0-0 S 1B		0-3 K			1-0 L6-3 HBP		3 0 2 0 0 1 0																		
Johnny Callison, L (1, 9) OBP: 0.299, SLG: 0.366	0-0 G6-3 1-2f		0-0 F7 1-2		0-0 F7			0-0 L6-3 1-2		4 0 0 0 0 0 3																		
Tony Gonzalez, L (1, 8) OBP: 0.392, SLG: 0.384	4-0 CS BB		4-0 BB			0-0 1B G6-3 1B		0-0 E7 1B 1B		2 1 2 0 2 0 0																		
Wes Covington, L (1, 7) OBP: 0.423, SLG: 0.700	0-0 CS 1-2	0-0 3-1	0-0 F5			0-0 1B G6-3 1B		0-0 1B		4 0 2 0 0 0 2																		
Don Demeter, R (1, 5) OBP: 0.375, SLG: 0.528		0-0 HR 1B	0-0 F7			0-0 G6-3 1-2f		0-0 E5 4-3 2B 1B		4 1 2 0 0 0 3																		
Cookie Rojas, R (9, PR) OBP: 0.189, SLG: 0.118										0 1 0 0 0 0 0																		
Ryne Duren, R (9, 1)										0 0 0 0 0 0 0																		
Roy Sievers, R (1, 3) OBP: 0.303, SLG: 0.400		0-0 HR		0-0 6-3		0-0 F8		0-0 P6		4 1 1 2 0 0 1																		
Clay Dalrymple, L (1, 2) OBP: 0.533, SLG: 0.375		0-0 HR		0-0 F2			0-3 K	0-0 4-3		4 1 1 1 0 1 1																		
Bobby Wine, R (1, 6) OBP: 0.298, SLG: 0.384		0-0 P6		0-0 6-3			0-3 K	0-0 2B		3 0 0 0 0 0 1 0																		
Jim Lemon, R (9, PH) OBP: 0.200, SLG: 0.242										1 0 1 1 0 0 0																		
Ruben Amaro, R (9, PR) OBP: 0.261, SLG: 0.150								0-0 2B		0 0 0 0 0 0 0																		
John Boozer, R (1, 1)		0-0 P4			0-0 G3			0-0 F8		2 0 0 0 0 0 0 0																		
Frank Torre, L (7, PH) OBP: 0.381, SLG: 0.188										1 0 0 0 0 0 0 0																		
Johnny Klippstein, R (7, 1)										0 0 0 0 0 0 0 0																		
Don Hoak, R (9, PH) OBP: 0.255, SLG: 0.281										1 0 0 0 0 0 0 1																		
<b>Inning Stats</b>	R: 0 E: 0 K: 0 S: 2	H: 1 LOB: 0 BB: 1 P: 6	R: 3 E: 0 K: 0 S: 6	H: 3 LOB: 0 BB: 0 P: 6	R: 0 E: 0 K: 0 S: 4	H: 0 LOB: 0 BB: 0 P: 3	R: 0 E: 0 K: 1 S: 5	H: 0 LOB: 0 BB: 0 P: 5	R: 1 E: 0 K: 0 S: 4	H: 2 LOB: 0 BB: 0 P: 4	R: 0 E: 0 K: 2 S: 7	H: 0 LOB: 0 BB: 0 P: 7	R: 0 E: 1 K: 0 S: 3	H: 2 LOB: 2 BB: 0 P: 4	R: 1 E: 1 K: 0 S: 5	H: 2 LOB: 1 BB: 0 P: 5	1B: 8 2B: 2 3B: 0 HR: 2	SF: 0 SAC: 0 DP: 3 HBP: 1	WP: 0 PB: 0 SB: 1 CS: 1	PA: 37								
<b>PITCHER</b>	IP WLS BF H R ER SO BB IBB HBP BLK WP HR S P ERA WHIP																											
Juan Marichal, R (1, 1) ERA: 3.0	2.0		9	4	3	3	0	1	0	0	0	0	2	8	12	13.50	2.500											
Gaylord Perry, R (3, 1) ERA: 1.27	5.0		19	3	1	1	3	1	0	1	0	0	0	23	28	1.80	0.800											
Billy Pierce, L (8, 1) ERA: 3.34	1.0		3	2	0	0	0	0	0	0	0	0	0	3	3	0.00	2.000											
Bobby Bolin, R (9, 1) ERA: 3.0	1.0	W	5	2	1	0	0	0	0	0	0	0	0	5	5	0.00	2.000											

**TOP**

Philadelphia Phillies @ San Francisco Giants  
Candlestick Park, San Francisco, CA

Sun May 19 1963, 6:38 AM EDT  
Att: 37,632 - Unknown

AB	33
R	5
H	11
RBI	4
BB	2
SO	3
LOB	11



WP	0	PA	37
PB	0		
SB	1		
CS	1		

PITCHER	IP	WLS	BF	H	R	ER	SO	BB	IBB	HBP	BLK	WP	HR	S	P	ERA	WHIP
Juan Marichal, R	2.0		9	4	3	3	0	1	0	0	0	0	2	8	12	13.50	2.500
Gaylord Perry, R	5.0		19	3	1	1	3	1	0	1	0	0	0	23	28	1.80	0.800
Billy Pierce, L	1.0		3	2	0	0	0	0	0	0	0	0	0	3	3	0.00	2.000
Bobby Bolin, R	1.0	W	5	2	1	0	0	0	0	0	0	0	0	5	5	0.00	2.000



Batter	1	2	3	4	5	6	7	8	9	AB R H RBI BB SO LOB	TOP	
Tony Taylor, R (1, 4) OBP: 0.350, SLG: 0.362	0-0 F9		0-3 K		0-3 K			0-0 1B HBP 1B		4 1 1 0 0 2 2	Philadelphia Phillies @ San Francisco Giants Candlestick Park, San Francisco, CA Tue May 21 1963, 10:05 PM EDT Att. 7,556 - Unknown	
Tony Gonzalez, L (1, 9) OBP: 0.403, SLG: 0.391	0-0 3-1		0-0 1B			0-0 1B		1-0 1B HBP 1-2		3 0 2 1 0 0 0		
Don Demeter, R (1, 8) OBP: 0.371, SLG: 0.519	0-3 K		0-0 F9			0-3 K		0-0 1B 1-2 2-H		4 0 1 1 0 2 2		
Roy Sievers, R (1, 3) OBP: 0.286, SLG: 0.375		0-0 4-3		0-0 F7		0-0 P6		0-0 F2		4 0 0 0 0 0 3		
Jim Lemon, R (1, 7) OBP: 0.205, SLG: 0.222		4-0 BB		0-0 P4		0-3 K		0-0 P6		3 0 0 0 1 1 3		
Don Hoak, R (1, 5) OBP: 0.248, SLG: 0.273		0-0 L5		0-0 F8			0-0 E4 4-3	0-0 P3		4 0 0 0 0 0 3		
Clay Dalrymple, L (1, 2) OBP: 0.324, SLG: 0.363 Earl Averill, R (9, PH) OBP: 0.321, SLG: 0.292		0-0 F7			0-0 G3		0-0 4-3		0-0 6-3	3 0 0 0 0 0 2 1 0 0 0 0 0 0		
Bobby Wine, R (1, 6) OBP: 0.306, SLG: 0.382			0-0 SH2-4 1B 1B		4-0 BB		0-3 K		0-0 F9	3 1 1 0 1 1 1		
Ray Culp, R (1, 1) OBP: 0.278, SLG: 0.188 Wes Covington, L (9, PH) OBP: 0.420, SLG: 0.693			0-0 SH2-4 1-2		0-3 K		0-3 K		0-3 K	2 0 0 0 0 2 2 1 0 0 0 0 1 0		
<b>Inning Stats</b>	R: 0 H: 0 E: 0 LOB: 0 K: 1 BB: 0 S: 5 P: 5	R: 0 H: 0 E: 0 LOB: 1 K: 0 BB: 1 S: 3 P: 7	R: 1 H: 2 E: 0 LOB: 1 K: 1 BB: 0 S: 7 P: 7	R: 0 H: 0 E: 0 LOB: 0 K: 0 BB: 0 S: 3 P: 3	R: 0 H: 0 E: 0 LOB: 1 K: 2 BB: 1 S: 7 P: 11	R: 0 H: 1 E: 0 LOB: 1 K: 2 BB: 0 S: 8 P: 8	R: 0 H: 0 E: 1 LOB: 1 K: 2 BB: 0 S: 8 P: 8	R: 1 H: 2 E: 0 LOB: 2 K: 0 BB: 0 S: 5 P: 6	R: 0 H: 0 E: 0 LOB: 0 K: 1 BB: 0 S: 5 P: 5	1B: 5 SF: 0 2B: 0 SAC: 1 3B: 0 DP: 0 HR: 0 HBP: 1	WP: 0 PA: 36 PB: 0 SB: 0 CS: 0	
<b>PITCHER</b> Billy O'Dell, L (1, 1) ERA: 2.56	IP WLS BF H R ER SO BB IBB HBP BLK WP HR S P ERA WHIP	9.0 W 36 5 2 2 9 2 0 1 0 0 0 0 51 60 2.00 0.778										

livebaseballscorecards.com

AB	32
R	2
H	5
RBI	2
BB	2
SO	9
LOB	18





Batter	1	2	3	4	5	6	7	8	9
<b>Felipe Alou, R</b> <small>(1, 9)</small> <small>OBP: 0.343, SLG: 0.538</small>	0-0 <b>6-3</b> 		0-0 <b>P6</b> 		0-0 <b>F8</b> 			0-0 <b>6-3</b> 	
<b>Cap Peterson, R</b> <small>(1, 4)</small> <small>OBP: 0.286, SLG: 0.286</small> <b>Ernie Bowman, R</b> <small>(8, PR)</small> <small>OBP: 0.250, SLG: 0.375</small> <small>(9, 4)</small>	0-0 		0-0 <b>1-3</b> 			0-0 <b>F8</b> 		0-0 	
<b>Willie Mays, R</b> <small>(1, 8)</small> <small>OBP: 0.343, SLG: 0.440</small>	0-3 <b>K</b> 		0-0 <b>6-3</b> 			0-3 <b>K</b> 		0-3 <b>K</b> 	
<b>Willie McCovey, L</b> <small>(1, 7)</small> <small>OBP: 0.372, SLG: 0.511</small>	0-3 <b>K</b> 			0-3 <b>K</b> 		0-3 <b>K</b> 			
<b>Orlando Cepeda, R</b> <small>(1, 3)</small> <small>OBP: 0.367, SLG: 0.545</small>		0-0 <b>F5</b> 		0-0 			0-0 <b>4-3</b> 		
<b>Ed Bailey, L</b> <small>(1, 2)</small> <small>OBP: 0.395, SLG: 0.671</small>		0-0 		0-0 <b>3-1</b> 			0-0 <b>F5</b> 		
<b>Jim Davenport, R</b> <small>(1, 5)</small> <small>OBP: 0.280, SLG: 0.326</small>		0-0 <b>F7</b> 		0-3 <b>K</b> 			0-3 <b>K</b> 		
<b>Jose Pagan, R</b> <small>(1, 6)</small> <small>OBP: 0.257, SLG: 0.262</small>		4-0 			0-0 <b>F8</b> 			0-0 	
<b>Billy O'Dell, S</b> <small>(1, 1)</small> <small>OBP: 0.130, SLG: 0.130</small>		0-0 <b>4-3</b> 			0-3 <b>K</b> 			0-3 <b>K</b> 	

AB	R	H	RBI	BB	SO	LOB
4	0	0	0	0	0	0
4	0	2	0	0	0	0
0	0	0	0	0	0	0
4	0	0	0	0	3	2
3	0	0	0	0	3	1
3	1	1	1	0	0	0
3	1	1	1	0	0	0
3	0	0	0	0	2	0
2	1	1	1	1	0	0
3	0	0	0	0	2	1

**BOTTOM**

Philadelphia Phillies @ San Francisco Giants  
 Candlestick Park, San Francisco, CA  
 Tue May 21 1963, 10:05 PM EDT  
 Att. 7,556 - Unknown

[livebaseballscorecards.com](http://livebaseballscorecards.com)

<b>AB</b>	<b>29</b>
<b>R</b>	<b>3</b>
<b>H</b>	<b>5</b>
<b>RBI</b>	<b>3</b>
<b>BB</b>	<b>1</b>
<b>SO</b>	<b>10</b>
<b>LOB</b>	<b>4</b>



Inning Stats	R: 0	H: 1	E: 0	LOB: 1	K: 2	S: 8	P: 8	R: 1	H: 1	E: 0	LOB: 1	K: 0	S: 4	R: 0	H: 0	E: 0	LOB: 0	K: 0	S: 3	R: 1	H: 1	E: 0	LOB: 0	K: 2	S: 8	R: 0	H: 0	E: 0	LOB: 0	K: 1	S: 5	R: 0	H: 0	E: 0	LOB: 0	K: 2	S: 7	R: 0	H: 0	E: 0	LOB: 0	K: 1	S: 5	R: 1	H: 2	E: 0	LOB: 1	K: 2	S: 9	R: 3	H: 0	E: 0	LOB: 0	K: 0	S: 2							
<b>IP</b>	8.0	WLS	L	BF	30	H	5	R	3	ER	3	SO	10	BB	1	IBB	0	HBP	0	BLK	0	WP	0	HR	3	S	49	P	53	ERA	3.38	WHIP	0.750																													
<b>PITCHER</b>															<b>IP</b>	8.0	<b>WLS</b>	L	<b>BF</b>	30	<b>H</b>	5	<b>R</b>	3	<b>ER</b>	3	<b>SO</b>	10	<b>BB</b>	1	<b>IBB</b>	0	<b>HBP</b>	0	<b>BLK</b>	0	<b>WP</b>	0	<b>HR</b>	3	<b>S</b>	49	<b>P</b>	53	<b>ERA</b>	3.38	<b>WHIP</b>	0.750														

<b>WP: 0</b>	<b>PA: 30</b>
<b>PB: 0</b>	
<b>SB: 0</b>	
<b>CS: 0</b>	

Batter	1	2	3	4	5	6	7	8	9	AB R H RBI BB SO LOB	TOP										
<b>Tony Taylor, R</b> (1, 4) OBP: 0.347, SLG: 0.359	0-0 4-3			x 0-0 F9		x 0-0 BB 1B		x 0-0 1-6-3		4 0 1 0 0 0 0	Philadelphia Phillies @ San Francisco Giants Candlestick Park, San Francisco, CA Wed May 22 1963, 6:33 AM EDT Att. 6,501 - Unknown  livebaseballscorecards.com										
<b>Johnny Callison, L</b> (1, 9) OBP: 0.305, SLG: 0.366	0-0 F9			x 0-0 G1-6-3 1B		B B B B 4-0 1-2 BB		x 0-0 F8	3 0 1 0 1 0 0												
<b>Tony Gonzalez, L</b> (1, 8) OBP: 0.399, SLG: 0.387	0-0 4-3			x 0-0 G1-6-3 1-2f		x 0-0 F7		x 0-0 1B 1B	4 1 1 0 0 0 3												
<b>Wes Covington, L</b> (1, 7) OBP: 0.422, SLG: 0.686		0-3 K		x 0-0 FC1-6 1B		x 0-0 4-3		x 0-0 1B 1B	4 1 2 0 0 1 2												
<b>Don Demeter, R</b> (1, 3) OBP: 0.368, SLG: 0.511		0-0 F2		x 0-0 FC1-6 1B		x 0-0 6-3		x 0-0 P6	4 0 1 0 0 0 2												
<b>Don Hoak, R</b> (1, 5) OBP: 0.248, SLG: 0.272		0-0 F8		x 0-0 F5		x 0-0 4-3		x 0-0 1B 1B	4 0 1 1 0 0 2												
<b>Clay Dalrymple, L</b> (1, 2) OBP: 0.321, SLG: 0.358			x 0-0 P3		x 0-0 FC1-6 FC5-4 1-2f 2-3		x 0-0 4-3	x 0-0 FC6 1B	4 0 1 1 0 0 2												
<b>Bobby Wine, R</b> (1, 6) OBP: 0.295, SLG: 0.368			x 0-0 6-3		x 0-0 FC5-4 1-2f		x 0-0 F3	x 0-0 FC6 1-2f	4 0 0 0 0 0 4												
<b>Dallas Green, L</b> (1, 1) <b>Jack Hamilton, R</b> (4, 1) <b>Jack Baldschun, R</b> (4, 1) <b>Jim Lemon, R</b> (6, PH) <b>Chris Short, R</b> (6, 1) <b>Frank Torres, L</b> (8, PH) <b>Ryne Duren, R</b> (8, 1)			x 0-0 5-3		x 0-0 5-3		x 0-0 3-1		1 0 1 0 0 0 0 0 0 0 0 0 0 0 0 0 1 0 0 0 0 0 0 0 0 0 0 0 0 0												
<b>Inning Stats</b>	R: 0 E: 0 K: 0 S: 3	H: 0 LOB: 0 BB: 0 P: 3	R: 0 E: 0 K: 1 S: 5	H: 0 LOB: 0 BB: 0 P: 5	R: 0 E: 0 K: 0 S: 3	H: 1 LOB: 0 BB: 0 P: 3	R: 0 E: 0 K: 0 S: 5	H: 2 LOB: 2 BB: 0 P: 5	R: 0 E: 0 K: 0 S: 4	H: 1 LOB: 2 BB: 1 P: 8	R: 0 E: 0 K: 0 S: 3	H: 0 LOB: 0 BB: 0 P: 3	R: 0 E: 0 K: 0 S: 3	H: 0 LOB: 0 BB: 0 P: 3	R: 2 E: 0 K: 0 S: 7	H: 4 LOB: 2 BB: 0 P: 7	1B: 8 2B: 0 3B: 0 HR: 0	SF: 0 SAC: 0 DP: 1 HBP: 0	WP: 0 PB: 0 SB: 0 CS: 0	PA: 35	
<b>PITCHER</b> <b>Jack Sanford, R</b> (1, 1) ERA: 2.45	IP 9.0	WLS W	BF 35	H 8	R 2	ER 2	SO 1	BB 1	IBB 0	HBP 0	BLK 0	WP 0	HR 0	S 36	P 40	ERA 2.00	WHIP 1.000				
<b>PITCHER</b> IP WLS BF H R ER SO BB IBB HBP BLK WP HR S P ERA WHIP																					



Batter	1	2	3	4	5	6	7	8	9	AB	R	H	RBI	BB	SO	LOB
Felipe Alou, R OBP: 0.339, SLG: 0.525 (1, 9)	0-0 P6		0-0 E3 4-3 SH3 1B	4-0 BB 1B FC5-2 BB	0-0 F9		0-3 K			4	1	0	0	1	1	1
Cap Peterson, R OBP: 0.273, SLG: 0.273 (1, 4)	0-0 F8		0-0 SH3	0-3 K		0-0 1-3		0-0 1B G6-3 1B		4	1	1	0	0	1	3
Willie Mays, R OBP: 0.350, SLG: 0.442 (1, 8)	4-0 2B BB		0-0 4-3	0-0 FC5-2 BB HR 1B		0-0 F3		0-0 1-3 G6-3 1B		4	2	2	1	1	0	1
Willie McCovey, L OBP: 0.384, SLG: 0.526 (1, 7)	0-0 2B		0-0 1B	4-0 HR FC5-2 BB		0-0 2B		0-0 G6-3 1-2f 3-H		2	1	2	3	1	0	0
Harvey Kuenn, R OBP: 0.224, SLG: 0.213 (6, PH) (7, 7)	1-H 2B		0-0 1B	1-2 2-3 3-H HR BB						2	0	1	0	0	0	1
Orlando Cepeda, R OBP: 0.374, SLG: 0.541 (1, 3)	4-0 IBB		0-0 1B	0-0 FC5-2 HR		4-0 IBB		0-0 6-3		3	1	1	0	2	0	3
Tom Haller, L OBP: 0.315, SLG: 0.397 (1, 2)	0-0 4-3		0-0 3-1	0-0 HR		0-3 K				4	1	1	4	0	1	6
Jim Davenport, R OBP: 0.279, SLG: 0.331 (1, 5)		0-0 F7		0-0 SH WP 2B			0-0 F9			4	1	1	0	0	0	0
Jose Pagan, R OBP: 0.258, SLG: 0.264 (1, 6)		0-0 CS 1B		0-0 SH BB WP 1B		0-0 6-3		0-0 5-3		3	1	1	0	0	0	0
Jack Sanford, R OBP: 0.257, SLG: 0.290 (1, 1)		0-3 K		4-0 1B BB BB		0-3 K		0-0 1B		3	1	1	0	1	2	1

Inning Stats	R: 1	H: 1	E: 0	LOB: 2	K: 0	S: 4	P: 12	R: 0	H: 1	E: 0	LOB: 0	K: 1	S: 5	R: 0	H: 2	E: 1	LOB: 2	K: 0	S: 6	R: 7	H: 3	E: 0	LOB: 0	K: 1	S: 9	R: 0	H: 0	E: 0	LOB: 0	K: 1	S: 5	R: 0	H: 1	E: 0	LOB: 2	K: 1	S: 6	R: 0	H: 1	E: 0	LOB: 1	K: 1	S: 6	R: 1	H: 2	E: 0	LOB: 0	K: 0	S: 4
--------------	------	------	------	--------	------	------	-------	------	------	------	--------	------	------	------	------	------	--------	------	------	------	------	------	--------	------	------	------	------	------	--------	------	------	------	------	------	--------	------	------	------	------	------	--------	------	------	------	------	------	--------	------	------

PITCHER	IP	WLS	BF	H	R	ER	SO	BB	IBB	HBP	BLK	WP	HR	S	P	ERA	WHIP
Dallas Green, R ERA: 1.82 (1, 1)	3.0	L	17	5	4	3	1	1	1	0	0	0	0	17	25	9.00	2.000
Jack Hamilton, R ERA: 5.79 (4, 1)	0.0		2	0	0	0	0	2	0	0	0	1	0	0	8	∞	∞
Jack Baldschun, R ERA: 3.34 (4, 1)	2.0		9	2	5	5	2	1	0	0	0	0	1	12	16	22.50	1.500
Chris Short, L ERA: 4.27 (6, 1)	2.0		9	2	0	0	2	0	1	0	0	0	0	12	16	0.00	1.000
Ryne Duren, R ERA: 5.11 (8, 1)	1.0		4	2	1	1	0	0	0	0	0	0	0	4	4	9.00	2.000

**BOTTOM**

Philadelphia Phillies @ San Francisco Giants  
 Candlestick Park, San Francisco, CA

Wed May 22 1963, 6:33 AM EDT  
 Att. 6,501 - Unknown

livebaseballscorecards.com

AB	33
R	10
H	11
RBI	8
BB	6
SO	5
LOB	16



1B:	7	SF:	0	WP:	1	PA:	41
2B:	3	SAC:	2	PB:	0		
3B:	0	DP:	1	SB:	0		
HR:	1	HBP:	0	CS:	1		

Batter	1	2	3	4	5	6	7	8	9	AB R H RBI BB SO LOB	TOP											
Nate Oliver, R (1, 4) OBP: 0.313, SLG: 0.317	1-3 K		3-1 F3			1-0 F9			0-3 K	4 0 0 0 0 2 0												
Jim Gilliam, S (1, 5) OBP: 0.378, SLG: 0.442	1-0 L6-3 1B			0-0 1B		2-0 F5			0-2 F6	4 0 2 0 0 0 0												
Ron Fairly, L (1, 3) OBP: 0.398, SLG: 0.500	0-0 L6-3 1-2			1-3 K			1-1 6-3			3 0 0 0 0 1 2												
Tommy Davis, R (1, 7) OBP: 0.336, SLG: 0.417		4-2 BB		2-3 K 1-2			1-1 G3-6 1B			2 0 1 0 1 1 1												
Wally Moon, L (1, 9) OBP: 0.352, SLG: 0.381		1-3 K			2-3 K		0-0 G3-6 1-2f			3 0 0 0 0 2 2												
John Roseboro, L (1, 2) OBP: 0.290, SLG: 0.371		1-0 F8			2-2 F8			1-1 F6		3 0 0 0 0 0 1												
Willie Davis, L (1, 8) OBP: 0.253, SLG: 0.377		2-3 K			1-3 K			1-3 K		3 0 0 0 0 3 1												
Dick Tracewski, R (1, 6) OBP: 0.319, SLG: 0.230			1-0 F3			3-2 F8		0-0 F4		3 0 0 0 0 0 0												
Sandy Koufax, R (1, 1) OBP: 0.160, SLG: 0.048			1-2 5-3			1-0 HR			0-3 K	0 0 0 0 0 0 0												
Larry Sherry, R (1, 1)										1 0 0 0 0 0 0												
Don Zimmer, R (6, PH) OBP: 0.333, SLG: 0.571										1 1 1 1 0 0 0												
Ed Roebuck, R (6, 1)										0 0 0 0 0 0 0												
Lee Walls, R (9, PH) OBP: 0.300, SLG: 0.450										1 0 0 0 0 1 0												
<b>Inning Stats</b>	R: 0 E: 0 K: 1 S: 5	H: 1 LOB: 0 BB: 0 P: 7	R: 0 E: 0 K: 2 S: 9	H: 0 LOB: 1 BB: 1 P: 17	R: 0 E: 0 K: 0 S: 6	H: 0 LOB: 0 BB: 0 P: 11	R: 0 E: 0 K: 2 S: 8	H: 1 LOB: 1 BB: 0 P: 11	R: 0 E: 0 K: 2 S: 13	H: 0 LOB: 0 BB: 0 P: 18	R: 1 E: 0 K: 0 S: 6	H: 1 LOB: 0 BB: 0 P: 13	R: 0 E: 0 K: 0 S: 5	H: 1 LOB: 0 BB: 0 P: 7	R: 0 E: 0 K: 1 S: 7	H: 0 LOB: 0 BB: 0 P: 9	R: 0 E: 0 K: 2 S: 12	H: 0 LOB: 0 BB: 0 P: 12	1B: 3 2B: 1 3B: 0 HR: 1	SF: 0 SAC: 0 DP: 2 HBP: 0	WP: 1 PB: 0 SB: 0 CS: 0	PA: 29
<b>PITCHER</b> Juan Marichal, R (1, 1) ERA: 2.76	IP: 9.0 WLS: W BF: 29 H: 4 R: 1 ER: 1 SO: 10 BB: 1 IBB: 0 HBP: 0 BLK: 0 WP: 1 HR: 1 S: 71 P: 105 ERA: 1.00 WHIP: 0.556											<b>PITCHER</b>	IP: WLS: BF: H: R: ER: SO: BB: IBB: HBP: BLK: WP: HR: S: P: ERA: WHIP:									

Los Angeles Dodgers @ San Francisco Giants  
 Candlestick Park, San Francisco, CA  
 Fri May 24 1963, 10:05 PM EDT  
 Att: 40,676 - Unknown

livebaseballscorecards.com

AB	28
R	1
H	4
RBI	1
BB	1
SO	10
LOB	7



Batter	1	2	3	4	5	6	7	8	9
Jose Pagan, R OBP: 0.256, SLG: 0.262 (1, 6)			0-0 5-3		1-0 5-3		0-0 F8		
Willie McCovey, L OBP: 0.396, SLG: 0.529 (1, 7)	1-1 BB 2B 1B	1-1 FC6-4 1B		2-0 F7		4-0 FC5-4 BB		4-0 G5-4-3 BB	
Willie Mays, R OBP: 0.352, SLG: 0.437 (1, 8)	4-2 2B BB	0-0 F8		3-2 1B 1B		0-0 F8		0-0 G5-4-3 1-2f	
Orlando Cepeda, R OBP: 0.369, SLG: 0.537 (1, 3)	0-0 HR 2B	2-2 FC6-4 1-2f		1-0 F9		0-0 FC5-4 1-2f		1-1 L8	
Felipe Alou, R OBP: 0.343, SLG: 0.543 (1, 9)	0-1 HR 2-H	2-3 K		1-1 1B		2-1 L6			
Jim Davenport, R OBP: 0.285, SLG: 0.336 (1, 5)	1-3 K		3-2 HR 1B		3-3 K		1-1 1B 1B		
Ed Bailey, L OBP: 0.412, SLG: 0.716 (1, 2)	0-1 FC5 WP 1B		1-2 HR		3-2 2B 1B		1-0 F8		
Joey Amalfitano, R OBP: 0.278, SLG: 0.253 (1, 4)	4-0 1B BB		1-2 5-3		0-0 1-H 2B		0-1 1-2 1B		
Juan Marichal, R OBP: 0.231, SLG: 0.240 (1, 1)	0-3 K		1-3 K		0-1 F8		1-3 K		

Inning Stats	R: 5 E: 0 K: 2 S: 20	H: 5 LOB: 2 BB: 2 P: 32	R: 0 E: 1 K: 1 S: 10	H: 1 LOB: 1 BB: 0 P: 15	R: 2 E: 0 K: 1 S: 13	H: 2 LOB: 0 BB: 0 P: 19	R: 0 E: 0 K: 1 S: 12	H: 2 LOB: 2 BB: 0 P: 22	R: 0 E: 0 K: 0 S: 7	H: 2 LOB: 1 BB: 0 P: 11	R: 0 E: 0 K: 0 S: 4	H: 0 LOB: 1 BB: 1 P: 10	R: 0 E: 0 K: 1 S: 9	H: 2 LOB: 2 BB: 0 P: 12	R: 0 E: 0 K: 0 S: 3	H: 0 LOB: 0 BB: 1 P: 8
1B: 10 2B: 2 3B: 0 HR: 2	SF: 0 SAC: 0 DP: 1 HBP: 0	WP: 1 PB: 0 SB: 0 CS: 0	PA: 40													

PITCHER	IP	WLS	BF	H	R	ER	SO	BB	IBB	HBP	BLK	WP	HR	S	P	ERA	WHIP
Sandy Koufax, L ERA: 1.71 (1, 1)	0.1	L	7	5	5	5	1	1	0	0	0	0	1	14	21	135.00	18.000
Larry Sherry, R ERA: 2.45 (1, 1)	4.2		21	7	2	2	4	1	0	0	0	1	1	48	78	3.86	1.714
Ed Roebuck, R ERA: 3.68 (6, 1)	3.0		12	2	0	0	1	2	0	0	0	0	0	16	30	0.00	1.333

**BOTTOM**

**Los Angeles Dodgers @ San Francisco Giants**  
**Candlestick Park, San Francisco, CA**  
 Fri May 24 1963, 10:05 PM EDT  
 Att. 40,676 - Unknown

[livebaseballscorecards.com](http://livebaseballscorecards.com)

<b>AB</b>	<b>36</b>
<b>R</b>	<b>7</b>
<b>H</b>	<b>14</b>
<b>RBI</b>	<b>7</b>
<b>BB</b>	<b>4</b>
<b>SO</b>	<b>6</b>
<b>LOB</b>	<b>21</b>



Batter	1	2	3	4	5	6	7	8	9	AB R H RBI BB SO LOB	TOP											
Nate Oliver, R (1, 4) OBP: 0.311, SLG: 0.315	2-1 1B 1B	0-1 4-3			0-0 F3		3-3 K			4 1 1 0 0 1 1												
Jim Gilliam, S (1, 5) OBP: 0.374, SLG: 0.435	1-1 1B 1-2 HBP 1B	2-2 6-3			1-0 F7			2-2 F3		4 1 1 0 0 0 0												
Ron Fairly, L (1, 8) OBP: 0.388, SLG: 0.487	1-3 K		1-3 K		1-0 G3			1-2 4-3		4 0 0 0 0 2 2												
Tommy Davis, R (1, 7) OBP: 0.351, SLG: 0.440	1-2 HBP 1-3 2-H 1B		1-1 F7		2-1 4-3 2B			2-2 1B		4 0 3 1 0 0 0												
Frank Howard, R (1, 9) OBP: 0.355, SLG: 0.493	3-2 F4		1-1 2-3		0-0 4-3			3-2 6-3		4 0 0 0 0 0 4												
Bill Skowron, R (1, 3) OBP: 0.279, SLG: 0.268	4-2 HBP BB			0-0 F9		0-0 F9			1-1 F8	3 0 0 0 1 0 1												
John Roseboro, L (1, 2) OBP: 0.289, SLG: 0.363	2-2 1-2 2-3 3-H HBP		1-2 F7		0-0 F2			1-0 L9		3 0 0 1 0 0 0												
Dick Tracewski, R (1, 6) Wally Moon, L (9, PH) OBP: 0.361, SLG: 0.391	0-0 F9		2-1 5-3		1-0 SH2-4 1B			1-2 1B		3 0 1 0 0 0 3 1 0 1 0 0 0 0												
Johnny Podres, L (1, 1) Dick Calmus, R (8, 1) Lee Walls, R (9, PH) OBP: 0.286, SLG: 0.429		0-1 1-3		0-1 1-3		0-0 SH2-4		3-3 K		2 0 0 0 0 0 0 0 0 0 0 0 0 0 1 0 0 0 0 1 1												
<b>Inning Stats</b>	R: 2 E: 0 K: 1 S: 18	H: 3 LOB: 3 BB: 1 P: 32	R: 0 E: 0 K: 0 S: 8	H: 0 LOB: 0 BB: 0 P: 10	R: 0 E: 0 K: 1 S: 7	H: 0 LOB: 0 BB: 0 P: 10	R: 0 E: 0 K: 0 S: 6	H: 0 LOB: 0 BB: 0 P: 9	R: 0 E: 0 K: 0 S: 4	H: 0 LOB: 0 BB: 0 P: 5	R: 0 E: 0 K: 0 S: 5	H: 1 LOB: 1 BB: 0 P: 8	R: 0 E: 0 K: 1 S: 6	H: 1 LOB: 1 BB: 0 P: 10	R: 0 E: 0 K: 0 S: 12	H: 1 LOB: 1 BB: 0 P: 20	R: 0 E: 0 K: 1 S: 9	H: 1 LOB: 1 BB: 0 P: 15	1B: 6 2B: 1 3B: 0 HR: 0	SF: 0 SAC: 1 DP: 0 HBP: 1	WP: 0 PB: 0 SB: 0 CS: 0	PA: 36
<b>PITCHER</b>	IP WLS BF H R ER SO BB IBB HBP BLK WP HR S P ERA WHIP																					
Billy O'Dell, L (1, 1) ERA: 2.54	7.2 W 31 6 2 2 3 1 0 1 0 0 0 63 98 2.35 0.913																					
Don Larsen, R (8, 1) ERA: 2.08	1.1 S 5 1 0 0 1 0 0 0 0 0 0 0 12 21 0.00 0.750																					

Los Angeles Dodgers @ San Francisco Giants  
 Candlestick Park, San Francisco, CA  
 Sat May 25 1963, 6:33 AM EDT  
 Att: 39,858 - Unknown

livebaseballscorecards.com

AB	33
R	2
H	7
RBI	2
BB	1
SO	4
LOB	12



Batter	1	2	3	4	5	6	7	8	9	AB	R	H	RBI	BB	SO	LOB
Jose Pagan, R OBP: 0.256, SLG: 0.261 (1, 6) C C B X	1-2 1B		1-3 K			0-0 5-3	0-0 F8			4	0	1	0	0	1	1
Willie McCovey, L OBP: 0.393, SLG: 0.542 (1, 7) Harvey Kuenn, R OBP: 0.224, SLG: 0.213 (9, 7) F B B B X	3-1 F7			1-2 F2		2-2 HR		2-1 F9		4	1	1	1	0	0	1
Willie Mays, R OBP: 0.349, SLG: 0.432 (1, 8) B X	1-0 F4			1-0 F8		0-0 L5		0-1 HBP 2B 1B		4	1	1	0	0	0	1
Orlando Cepeda, R OBP: 0.372, SLG: 0.552 (1, 3) B S S F X	2-2 1-3			0-0 HR		1-0 L7		1-1 2B HBP		3	2	1	1	0	0	1
Felipe Alou, R OBP: 0.341, SLG: 0.542 (1, 9) C B B X		1-2 5-3		1-2 6-3			1-0 5-3	3-2 1-H 2-H 2B		4	0	1	2	0	0	0
Jim Davenport, R OBP: 0.290, SLG: 0.340 (1, 5) B B F B X		2-1 5-3			1-0 6-3 1B		1-2 HR 1B	2-2 6-3		4	1	2	0	0	0	1
Ed Bailey, L OBP: 0.416, SLG: 0.740 (1, 2) B B B X		3-2 F4			1-3 K		2-1 1-H HR	4-0 IBB		3	1	1	2	1	1	1
Joey Amalfitano, R OBP: 0.266, SLG: 0.241 (1, 4) C C C B B X			2-2 F8		1-1 6-3		0-1 5-3	0-0 F6		4	0	0	0	0	0	3
Billy O'Dell, S OBP: 0.115, SLG: 0.115 (1, 1) Don Larsen, R (8, 1) F B C X			1-2 F3		0-0 P4		1-1 E6			3	0	0	0	0	0	1
<b>Inning Stats</b>	R: 0 H: 1 E: 0 LOB: 1 K: 0 BB: 0 S: 10 P: 17	R: 0 H: 0 E: 0 LOB: 0 K: 0 BB: 0 S: 8 P: 14	R: 0 H: 0 E: 0 LOB: 0 K: 1 BB: 0 S: 11 P: 15	R: 1 H: 1 E: 0 LOB: 0 K: 0 BB: 0 S: 8 P: 11	R: 0 H: 1 E: 0 LOB: 1 K: 1 BB: 0 S: 7 P: 10	R: 1 H: 1 E: 0 LOB: 0 K: 0 BB: 0 S: 7 P: 10	R: 2 H: 2 E: 1 LOB: 1 K: 0 BB: 0 S: 11 P: 16	R: 2 H: 2 E: 0 LOB: 2 K: 0 BB: 1 S: 12 P: 24		1B: 4 SF: 0 2B: 1 SAC: 0 3B: 0 DP: 0 HR: 3 HBP: 1	WP: 0 PA: 35 PB: 0 SB: 0 CS: 0					

**BOTTOM**

Los Angeles Dodgers @ San Francisco Giants  
Candlestick Park, San Francisco, CA  
Sat May 25 1963, 6:33 AM EDT  
Att. 39,858 - Unknown

[livebaseballscorecards.com](http://livebaseballscorecards.com)

<b>AB</b>	<b>33</b>
<b>R</b>	<b>6</b>
<b>H</b>	<b>8</b>
<b>RBI</b>	<b>6</b>
<b>BB</b>	<b>1</b>
<b>SO</b>	<b>2</b>
<b>LOB</b>	<b>10</b>



PITCHER	IP	WLS	BF	H	R	ER	SO	BB	IBB	HBP	BLK	WP	HR	S	P	ERA	WHIP
Johnny Podres, L ERA: 3.09 (1, 1)	7.1	L	31	7	6	6	2	0	0	1	0	0	3	67	101	7.36	0.955
Dick Calmus, R ERA: 1.17 (8, 1)	0.2		4	1	0	0	0	0	1	0	0	0	0	7	16	0.00	1.500

WP: 0 PA: 35  
PB: 0  
SB: 0  
CS: 0

Batter	1	2	3	4	5	6	7	8	9	10	AB R H RBI BB SO LOB	TOP													
Nate Oliver, R OBP: 0.306, SLG: 0.310 (1, 4) (7, 6)	0-1 FC4-6 1B		0-1 6-3		3-2 F8		2-2 F8		3-1 F7		5 0 1 0 0 0 1	<b>Los Angeles Dodgers @ San Francisco Giants</b> <b>Candlestick Park, San Francisco, CA</b> Sun May 26 1963, 6:33 AM EDT Att. 41,668 - Unknown <a href="http://livebaseballscorecards.com">livebaseballscorecards.com</a>													
Jim Gilliam, S OBP: 0.375, SLG: 0.429 (1, 5) (7, 4)	2-2 FC4-6 1-2f			2-1 E6 2B		0-0 SH3-4 1B		4-1 1B S BB		1-2 E6 1B	4 2 1 0 1 0 1														
Ron Fairly, L OBP: 0.391, SLG: 0.484 (1, 3) (8, 8)	2-2 F5			4-1 2B BB		0-0 SH3-4 1-2		0-2 6-3 1B		0-0 F3	3 1 1 0 1 0 2														
Tommy Davis, R OBP: 0.353, SLG: 0.448 (1, 7) (8, 8)	1-1 5-3			0-0 F9 1-H 2-H CS 2B		0-3 K		0-0 6-3 1-2		2-1 PB 1B 2-H	5 0 2 3 0 1 4														
Wally Moon, L OBP: 0.364, SLG: 0.373 (1, 9) (8, 7)		1-1 4-3		4-1 F9 BB		1-3 K		4-0 BB		1-1 F7 1-2	3 0 0 0 2 1 2														
John Roseboro, L OBP: 0.287, SLG: 0.364 (1, 2) (8, 9)		2-0 4-3		1-3 K			0-0 E 2B	1-2 F2		1-1 F5 1-2	5 1 1 0 0 1 6														
Willie Davis, L OBP: 0.255, SLG: 0.371 Frank Howard, R OBP: 0.353, SLG: 0.489 (8, PH) (8, 9)		4-0 CS BB		0-1 F9 1-2 2-3			0-0 F5	0-3 K			2 0 0 0 1 0 3 1 0 0 0 0 1 3														
Dick Tracewski, R OBP: 0.311, SLG: 0.227 Lee Walls, R OBP: 0.273, SLG: 0.409 Don Zimmer, R OBP: 0.300, SLG: 0.500 (1, 6) (7, PH) (7, 5)		2-1 CS 1-2	1-1 F8	3-1 CS 3-H	2-3 K		1-1 E6 2-H		1-0 F7		2 0 0 0 0 1 0 1 0 0 0 0 0 0 1 0 0 0 0 0 0														
Don Drysdale, R OBP: 0.206, SLG: 0.226 (1, 1)			0-0 6-3		1-0 F4		1-2 F9		1-3 K		4 0 0 0 0 1 1														
<b>Inning Stats</b>	R: 0 E: 0 K: 10 S: 10	H: 1 LOB: 1 BB: 0 P: 15	R: 0 E: 0 K: 0 S: 4	H: 0 LOB: 0 BB: 1 P: 13	R: 0 E: 0 K: 0 S: 5	H: 0 LOB: 0 BB: 0 P: 6	R: 2 E: 1 K: 1 S: 11	H: 1 LOB: 1 BB: 2 P: 25	R: 0 E: 0 K: 1 S: 9	H: 0 LOB: 0 BB: 0 P: 15	R: 0 E: 0 K: 2 S: 9		H: 1 LOB: 1 BB: 0 P: 10	R: 1 E: 1 K: 0 S: 13	H: 1 LOB: 1 BB: 0 P: 17	R: 0 E: 0 K: 1 S: 13	H: 1 LOB: 3 BB: 2 P: 22	R: 0 E: 0 K: 1 S: 6	H: 0 LOB: 0 BB: 0 P: 11	R: 1 E: 1 K: 0 S: 10	H: 1 LOB: 1 BB: 0 P: 15	1B: 4 2B: 2 3B: 0 HR: 0	SF: 0 SAC: 1 DP: 0 HBP: 0	WP: 0 PB: 1 SB: 1 CS: 2	PA: 44
<b>PITCHER</b>	IP WLS BF H R ER SO BB IBB HBP BLK WP HR S P ERA WHIP																								
Jack Sanford, R ERA: 2.46 (1, 1)	3.0																								
Gaylord Perry, R ERA: 1.05 (4, 1)	4.1	17	3	1	0	4	1	0	0	0	0	0	0	44	63	0.00	0.923								
Billy Pierce, L ERA: 3.3 (8, 1)	0.1	2	0	0	0	0	1	0	0	0	0	0	0	3	8	0.00	3.000								
Don Larsen, R ERA: 1.76 (8, 1)	2.1	L 9	1	1	0	2	0	0	0	0	0	0	0	19	29	0.00	0.429								







Batter	1	2	3	4	5	6	7	8	9	AB R H RBI BB SO LOB	TOP											
Harvey Kuenn, R (1, 7) OBP: 0.264, SLG: 0.260	0-0 PB 2B		0-0 6-3			0-0 2B 1B		4-0 2B BB		3 2 2 0 1 0 0												
Cap Peterson, R (1, 4) OBP: 0.200, SLG: 0.200 Bobby Bolin, R (8, 1)	0-3 K			0-0 F3		0-3 K		0-0 F8		4 0 0 0 0 2 5 0 0 0 0 0 0 0												
Willie Mays, R (1, 8) OBP: 0.340, SLG: 0.414	0-3 K 2-3			0-3 K		4-0 2B BB		0-0 P6		3 1 0 0 1 2 3												
Orlando Cepeda, R (1, 3) OBP: 0.372, SLG: 0.552	0-0 P3			0-0 6-3		0-0 2B 1-H 2-H 3-H		0-0 1B 2B		4 1 2 5 0 0 1												
Felipe Alou, R (1, 9) OBP: 0.347, SLG: 0.557		0-0 F3			0-0 F2		0-3 K	0-0 FC5-4 1B 2-H		4 0 1 1 0 1 1												
Jim Davenport, R (1, 5) OBP: 0.299, SLG: 0.373		0-0 6-3			0-0 6-3		0-3 K	0-0 FC5-4 1-2f		4 0 0 0 0 1 1												
Ed Bailey, L (1, 2) OBP: 0.404, SLG: 0.704		0-0 F8			0-3 K		0-0 F9	4-0 G6-3 BB		3 0 0 0 1 1 0												
Jose Pagan, R (1, 6) OBP: 0.253, SLG: 0.258 Matty Alou, L (9, PH) OBP: 0.143, SLG: 0.143			0-0 1-3			0-0 BB 2B 1B	0-3 K	0-0 G6-3 1-2f		3 1 1 0 0 1 0 1 0 0 0 0 0 1												
Jack Fisher, R (1, 1) OBP: 0.300, SLG: 0.294 Jim Duffalo, R (4, 1) Al Stank, L (7, 1) Joey Amalfitano, R (8, PH) OBP: 0.270, SLG: 0.239			0-0 6-3			0-0 F7		4-0 BB 2B BB	0-0 F4	1 0 0 0 0 0 0 1 0 0 0 0 0 1 0 0 0 0 0 0 0 1 1 0 0 1 0 0												
<b>Inning Stats</b>	R: 0 E: 0 K: 2 S: 8	H: 1 LOB: 1 BB: 0 P: 8	R: 0 E: 0 K: 0 S: 3	H: 0 LOB: 0 BB: 0 P: 3	R: 0 E: 0 K: 0 S: 3	H: 0 LOB: 0 BB: 0 P: 3	R: 0 E: 0 K: 1 S: 5	H: 0 LOB: 0 BB: 0 P: 5	R: 0 E: 0 K: 1 S: 5	H: 0 LOB: 0 BB: 0 P: 5	R: 3 E: 0 K: 2 S: 10	H: 3 LOB: 1 BB: 1 P: 14	R: 0 E: 0 K: 2 S: 7	H: 0 LOB: 0 BB: 0 P: 7	R: 3 E: 0 K: 0 S: 5	H: 2 LOB: 1 BB: 2 P: 13	R: 0 E: 0 K: 0 S: 2	H: 0 LOB: 0 BB: 1 P: 6	1B: 3 2B: 3 3B: 0 HR: 0	SF: 0 SAC: 0 DP: 1 HBP: 0	WP: 0 PB: 1 SB: 0 CS: 0	PA: 36
<b>PITCHER</b>	IP WLS BF H R ER SO BB IBB HBP BLK WP HR S P ERA WHIP																					
Jim O'Toole, L (1, 1) ERA: 2.51 Dom Zanni, R (9, 1) ERA: 10.8	8.0 W 33 6 6 6 8 3 0 0 0 0 0 0 46 58 6.75 1.125																					

San Francisco Giants @ Cincinnati Reds  
Crosley Field, Cincinnati, OH  
Tue May 28 1963, 7:05 PM EDT  
Att. 8,717 - Unknown

livebaseballscorecards.com

AB	32
R	6
H	6
RBI	6
BB	4
SO	8
LOB	13



BOTTOM

San Francisco Giants @ Cincinnati Reds  
Crosley Field, Cincinnati, OH  
Tue May 28 1963, 7:05 PM EDT  
Att. 8,717 - Unknown

livebaseballscorecards.com

AB	36
R	10
H	12
RBI	9
BB	4
SO	8
LOB	18



WP:	0	PA:	41
PB:	0	SB:	4
CS:	0		

AB R H RBI BB SO LOB

4 2 1 0 1 0 1

4 2 1 0 1 3 2

5 2 4 1 0 1 1

4 2 2 3 1 0 3

4 1 1 2 1 0 2

4 1 0 0 0 1 5

4 0 3 3 0 1 0

4 0 0 0 0 1 3

1B:	8	SF:	0
2B:	2	SAC:	1
3B:	1	DP:	0
HR:	1	HBP:	0

Batter	1	2	3	4	5	6	7	8	9
Pete Rose, S OBP: 0.361, SLG: 0.359 (1, 4)	0-0 4-3 1B	0-0 5-3 1B		0-0 E S 1B		4-0 S 1B BB	0-0 F8		
Bob Skinner, L OBP: 0.335, SLG: 0.366 (1, 7)	4-0 E 1B BB BB	0-0 1B 2B 1B		0-3 K 1-3		0-3 K 1-2		0-3 K	
Vada Pinson, L OBP: 0.324, SLG: 0.408 (1, 8)	0-0 BB E 1-2 FC3-2 1B	0-0 2B E 1-3 1B		0-3 K		0-0 S 2-H HR 1B		0-0 2B	
Frank Robinson, R OBP: 0.371, SLG: 0.456 (1, 9)	0-0 E3 FC3-2 BB 1-2 2-3 3B	0-0 E2 1-H 2B		4-0 1B IBB		0-0 1-H HR		0-0 F5	
Daryl Spencer, R OBP: 0.431, SLG: 0.395 (1, 5)	4-0 FC3-2 1-2 2-3 3B BB	0-0 6-3		0-0 S 1-3 1B		0-0 5-3		0-0 F8	
Johnny Edwards, L OBP: 0.351, SLG: 0.396 (1, 2)	0-0 FC3-2 1-2 2-3 3B		0-0 P6	0-0 4-3 1-2		0-3 K			
Marty Keough, L OBP: 0.262, SLG: 0.297 (1, 3)	0-0 1-H 2-H 3-H 3B		0-0 6-3 1B		0-3 K		0-0 SH2-4 1B		
Leo Cardenas, R OBP: 0.270, SLG: 0.401 (1, 6)	0-0 5-3		0-0 6-3 1-2		0-0 F8		0-3 K		
Jim O'Toole, S OBP: 0.107, SLG: 0.107 (1, 1)		0-0 5-3	0-0 3-1		0-3 K		0-0 SH2-4		
Dom Zanni, R (9, 1)									

Inning Stats	R: 4	H: 2	LOB: 1	K: 0	S: 6	P: 14	R: 2	H: 3	LOB: 1	K: 0	S: 6	R: 0	H: 1	LOB: 1	K: 0	S: 4	R: 1	H: 2	LOB: 2	K: 2	S: 9	R: 0	H: 0	LOB: 0	K: 2	S: 7	R: 3	H: 2	LOB: 0	K: 2	S: 9	R: 0	H: 1	LOB: 1	K: 1	S: 6	R: 0	H: 1	LOB: 1	K: 1	S: 6
--------------	------	------	--------	------	------	-------	------	------	--------	------	------	------	------	--------	------	------	------	------	--------	------	------	------	------	--------	------	------	------	------	--------	------	------	------	------	--------	------	------	------	------	--------	------	------

PITCHER	IP	WLS	BF	H	R	ER	SO	BB	IBB	HBP	BLK	WP	HR	S	P	ERA	WHIP
Jack Fisher, R ERA: 3.77 (1, 1)	3.2	L	23	8	7	2	2	2	1	0	0	0	0	24	36	4.91	2.727
Jim Duffalo, R ERA: 2.19 (4, 1)	2.1		10	2	3	3	4	1	0	0	0	0	1	17	21	11.57	1.286
Al Stanek, L ERA: 4.5 (7, 1)	1.0		4	1	0	0	1	0	0	0	0	0	0	6	6	0.00	1.000
Bobby Bolin, R ERA: 2.84 (8, 1)	1.0		4	1	0	0	1	0	0	0	0	0	0	6	6	0.00	1.000

Batter	1	2	3	4	5	6	7	8	9	AB R H RBI BB SO LOB	TOP															
Jim Davenport, R (1, 5) OBP: 0.292, SLG: 0.363	0-3 K			0-0 E5 F9 PB 1B	0-0 6-3		0-0 5-3			4 1 0 0 0 1 0	<b>San Francisco Giants @ Cincinnati Reds</b> Crosley Field, Cincinnati, OH Wed May 29 1963, 7:05 PM EDT Att. 13,964 - Unknown <a href="http://livebaseballscorecards.com">livebaseballscorecards.com</a>															
Willie Mays, R (1, 8) OBP: 0.333, SLG: 0.405	0-3 K			0-0 F9		0-3 K		0-3 K	4 0 0 0 0 3 1																	
Willie McCovey, L (1, 7) OBP: 0.381, SLG: 0.517	0-3 K			0-0 F5		4-0 1B HR BB		0-0 1-3	3 1 0 0 1 1 1																	
Orlando Cepeda, R (1, 3) OBP: 0.380, SLG: 0.557		0-0 F9		0-0 1B 1B		0-0 1-2 HR 1B		0-0 1B	4 2 3 1 0 0 0																	
Ed Bailey, L (1, 2) OBP: 0.408, SLG: 0.729		0-0 F4		1-0 1B 1B		0-0 1-1 HR		0-3 K	4 1 2 3 0 1 1																	
Felipe Alou, R (1, 9) OBP: 0.345, SLG: 0.550		0-0 4-3		0-0 1-2 3-H 1B		0-0 5-3		0-0 F2	4 0 1 1 0 0 0																	
Joey Amalfitano, R (1, 4) OBP: 0.260, SLG: 0.228			0-0 5-3	0-0 P3		0-3 K		0-0 5-3	4 0 0 0 0 1 2																	
Jose Pagan, R (1, 6) OBP: 0.247, SLG: 0.252			0-0 1-3		0-3 K		0-0 4-3	0-3 K	4 0 0 0 0 2 0																	
Juan Marichal, R (1, 1) OBP: 0.207, SLG: 0.214			0-0 F3		0-3 K		0-0 6-3		3 0 0 0 0 1 0																	
Billy Pierce, L (8, 1)									0 0 0 0 0 0 0																	
<b>Inning Stats</b>	R: 0 E: 0 K: 3 S: 9	H: 0 LOB: 0 BB: 0 P: 9	R: 0 E: 0 K: 0 S: 3	H: 0 LOB: 0 BB: 0 P: 3	R: 2 E: 1 K: 0 S: 7	H: 3 LOB: 2 BB: 0 P: 8	R: 0 E: 0 K: 2 S: 9	H: 0 LOB: 0 BB: 1 P: 13	R: 0 E: 0 K: 0 S: 3	H: 0 LOB: 0 BB: 0 P: 3	R: 0 E: 0 K: 1 S: 5	H: 1 LOB: 1 BB: 0 P: 8	R: 0 E: 0 K: 1 S: 5	H: 0 LOB: 0 BB: 0 P: 5	1B: 5 2B: 0 3B: 0 HR: 1	SF: 0 SAC: 0 DP: 0 HBP: 0	WP: 0 PB: 1 SB: 0 CS: 0	PA: 35								
<b>PITCHER</b>	IP WLS BF H R ER SO BB IBB HBP BLK WP HR S P ERA WHIP											<b>PITCHER</b>	IP WLS BF H R ER SO BB IBB HBP BLK WP HR S P ERA WHIP													
Bob Purkey, R (1, 1) ERA: 3.25	3.2 L	13	1	2	0	3	0	0	0	0	0	0	19	19	0.00	0.273										
John Tsitouris, R (4, 1) ERA: 6.65	3.1	15	4	3	3	4	1	0	0	0	0	1	22	27	8.10	1.500										
Al Worthington, R (8, 1) ERA: 2.53	2.0	7	1	0	0	3	0	0	0	0	0	0	13	13	0.00	0.500										



Batter	1	2	3	4	5	6	7	8	9	AB	R	H	RBI	BB	SO	LOB
Pete Rose, S (1, 4) OBP: 0.358, SLG: 0.356 Ken Walters, R (9, PH) OBP: 0.259, SLG: 0.333	0-0 CS 1B		0-0 4-3		0-0 4-3		0-3 K		0-0 F8	4	0	1	0	0	1	2
Bob Skinner, L (1, 7) OBP: 0.333, SLG: 0.363 Tommy Harper, R (9, PH) OBP: 0.338, SLG: 0.220	0-3 K 1-2		0-0 6-3		0-3 K		0-0 1B 1-3 2-H		0-0 E5	4	0	1	1	0	2	1
Vada Pinson, L (1, 8) OBP: 0.326, SLG: 0.414	0-0 1B 2B		0-0 1B				0-0 F5		0-0 5-3	5	1	2	0	0	0	3
Frank Robinson, R (1, 9) OBP: 0.379, SLG: 0.457	0-0 1B 2-H		0-0 F3				4-0 5-3 BB		4-0 S HR BB	2	1	1	1	2	0	1
Daryl Spencer, R (1, 5) OBP: 0.418, SLG: 0.383	0-0 F8				0-0 1B		0-0 5-3		0-3 K	4	0	1	0	0	1	3
Marty Keough, L (1, 3) OBP: 0.283, SLG: 0.415		0-0 2B		0-0 P6		0-3 K		0-0 HR 2-H		4	1	2	2	0	1	2
Johnny Edwards, L (1, 2) OBP: 0.342, SLG: 0.384		0-0 F5		0-3 K			0-0 F4		0-0 1-3	4	0	0	0	0	1	2
Leo Cardenas, R (1, 6) OBP: 0.269, SLG: 0.398		0-3 K		0-0 F9			0-0 1B 1B		0-0 P5	4	1	1	0	0	1	2
Bob Purkey, R (1, 1) OBP: 0.364, SLG: 0.125 John Tsitouris, R (4, 1) Gordy Coleman, L (7, PH) OBP: 0.252, SLG: 0.378 Al Worthington, R (8, 1) Don Pavletich, R (9, PH) OBP: 0.286, SLG: 0.222		0-0 6-3			0-3 K		0-0 1B 1B		0-3 K	1	0	0	0	0	0	1

Inning Stats	R: 1	H: 3	E: 0	K: 1	S: 7	H: 3	LOB: 1	BB: 0	P: 7	R: 0	H: 1	E: 0	K: 1	S: 6	H: 1	LOB: 1	BB: 0	P: 6	R: 0	H: 1	E: 0	K: 1	S: 6	H: 0	LOB: 0	BB: 0	P: 7	R: 0	H: 0	E: 0	K: 2	S: 7	H: 0	LOB: 1	BB: 1	P: 9	R: 1	H: 3	E: 0	K: 1	S: 8	H: 1	LOB: 2	BB: 0	P: 8	R: 2	H: 1	E: 0	K: 1	S: 6	H: 1	LOB: 0	BB: 1	P: 10	R: 0	H: 0	E: 1	K: 1	S: 6	H: 0	LOB: 1	BB: 0	P: 6	1B: 7	SF: 0	2B: 2	SAC: 0	3B: 0	DP: 0	HR: 1	HBP: 0	WP: 0	PA: 39
--------------	------	------	------	------	------	------	--------	-------	------	------	------	------	------	------	------	--------	-------	------	------	------	------	------	------	------	--------	-------	------	------	------	------	------	------	------	--------	-------	------	------	------	------	------	------	------	--------	-------	------	------	------	------	------	------	------	--------	-------	-------	------	------	------	------	------	------	--------	-------	------	-------	-------	-------	--------	-------	-------	-------	--------	-------	--------

PITCHER	IP	WLS	BF	H	R	ER	SO	BB	IBB	HBP	BLK	WP	HR	S	P	ERA	WHIP
Juan Marichal, R (1, 1) ERA: 2.95	7.1	W	33	10	4	4	8	2	0	0	0	0	1	47	55	4.91	1.636
Billy Pierce, L (8, 1) ERA: 3.13	1.2	S	6	0	0	0	1	0	0	0	0	0	0	8	8	0.00	0.000


**BOTTOM**

**San Francisco Giants @ Cincinnati Reds**  
Crosley Field, Cincinnati, OH

Wed May 29 1963, 7:05 PM EDT  
Att. 13,964 - Unknown

livebaseballscorecards.com

AB	37
R	4
H	10
RBI	4
BB	2
SO	9
LOB	17



Batter	1	2	3	4	5	6	7	8	9	AB R H RBI BB SO LOB	TOP
<b>Cap Peterson, R</b> (1, 4) <small>OBP: 0.300, SLG: 0.500</small> <b>Harvey Kuenn, R</b> (9, 7) <small>OBP: 0.264, SLG: 0.260</small>	0-0  1B	0-3  K			0-0  HR	0-0  2B		0-3  K		5 2 3 1 0 2 4 0 0 0 0 0 0 0	<b>San Francisco Giants @ Cincinnati Reds</b> Crosley Field, Cincinnati, OH Thu May 30 1963, 7:05 PM EDT Att. 11,206 - Unknown  livebaseballscorecards.com  <b>AB 35</b> <b>R 5</b> <b>H 11</b> <b>RBI 5</b> <b>BB 4</b> <b>SO 12</b> <b>LOB 17</b>  
<b>Willie McCovey, L</b> (1, 7) <small>OBP: 0.376, SLG: 0.506</small> <b>Ernie Bowman, R</b> (9, 4) <small>OBP: 0.250, SLG: 0.375</small>	0-0  1B		0-3  K		0-3  K		0-0  E1		0-0  G3	5 0 1 0 0 2 0 0 0 0 0 0 0 0	
<b>Willie Mays, R</b> (1, 8) <small>OBP: 0.325, SLG: 0.393</small>	0-0  F8 2-3		0-0  P4		0-0  4-3		0-3  K		0-0  F9	5 0 0 0 0 1 3	
<b>Orlando Cepeda, R</b> (1, 3) <small>OBP: 0.381, SLG: 0.559</small>	0-0  SF9 3-H		0-0  1B 2B		4-0  PO BB		0-0  F9		0-3  K	3 1 1 1 1 1 1	
<b>Felipe Alou, R</b> (1, 9) <small>OBP: 0.348, SLG: 0.565</small>	0-0  P6		0-0  1B		0-0  PO 1-2	0-0  HR		0-3  K		4 1 2 2 0 1 2	
<b>Jim Davenport, R</b> (1, 5) <small>OBP: 0.302, SLG: 0.371</small>		0-0  2B	0-0  6-3		4-0  1B BB		4-0  1B BB		2 1 1 0 2 0 1		
<b>Ed Bailey, L</b> (1, 2) <small>OBP: 0.392, SLG: 0.697</small>		0-3  K		0-3  K		0-0  F7		0-0  P4		4 0 0 0 0 2 3	
<b>Jose Pagan, R</b> (1, 6) <small>OBP: 0.253, SLG: 0.253</small>		4-0  BB		0-3  K		0-0  1B 2B 1B		0-0  F9		3 0 1 0 1 1 1	
<b>Billy O'Dell, S</b> (1, 1) <small>OBP: 0.138, SLG: 0.138</small> <b>Bobby Bolin, R</b> (7, 1) <small>OBP: 0.500, SLG: 0.250</small>		0-3  K		0-3  K		0-0  2B 1B		0-0  1B		3 0 1 1 0 2 2 1 0 1 0 0 0 0	
<b>Inning Stats</b>	R: 1 H: 2 E: 0 LOB: 1 K: 0 BB: 0 S: 5 P: 5	R: 0 H: 1 E: 0 LOB: 2 K: 3 BB: 1 S: 10 P: 14	R: 1 H: 2 E: 0 LOB: 1 K: 1 BB: 0 S: 7 P: 7	R: 0 H: 0 E: 0 LOB: 0 K: 3 BB: 0 S: 9 P: 9	R: 1 H: 1 E: 0 LOB: 0 K: 1 BB: 1 S: 5 P: 9	R: 2 H: 4 E: 0 LOB: 2 K: 0 BB: 1 S: 5 P: 9	R: 0 H: 0 E: 1 LOB: 1 K: 2 BB: 0 S: 8 P: 8	R: 0 H: 1 E: 0 LOB: 2 K: 1 BB: 1 S: 6 P: 10	R: 0 H: 0 E: 0 LOB: 0 K: 1 BB: 0 S: 5 P: 5	1B: 6 SF: 1 2B: 3 SAC: 0 3B: 0 DP: 0 HR: 2 HBP: 0	WP: 0 PA: 41 PB: 0 SB: 0 CS: 0
<b>PITCHER</b> <b>Joe Nuxhall, L</b> (1, 1) <small>ERA: 2.61</small> <b>Jim Owens, R</b> (7, 1) <small>ERA: 9.22</small> <b>Dom Zanni, R</b> (9, 1) <small>ERA: 9.64</small>	IP WLS BF H R ER SO BB IBB HBP BLK WP HR S P ERA WHIP 6.0 L 28 10 5 5 8 3 0 0 0 0 0 2 41 53 7.50 2.167 2.0 9 1 0 0 3 1 0 0 0 0 0 0 14 18 0.00 1.000 1.0 3 0 0 0 0 1 0 0 0 0 0 0 5 5 0.00 0.000	<b>PITCHER</b> IP WLS BF H R ER SO BB IBB HBP BLK WP HR S P ERA WHIP									

Batter	1	2	3	4	5	6	7	8	9	AB	R	H	RBI	BB	SO	LOB
Pete Rose, S OBP: 0.348, SLG: 0.343 (1, 4)	0-0 5-3		0-0 F9		0-0 4-3	0-0 6-3		0-3 K		5	0	0	0	0	1	3
Tommy Harper, R OBP: 0.333, SLG: 0.238 (1, 9) Bob Skinner, L OBP: 0.331, SLG: 0.361 (8, PH) (9, 7)	0-3 K		0-3 K		0-0 F9		0-0 1B 2B	0-3 K		4	1	1	0	0	2	0
Vada Pinson, L OBP: 0.323, SLG: 0.413 (1, 8)	0-0 2B		0-0 6-3			0-0 F8	0-0 4-3		0-0 F8	5	0	1	0	0	0	1
Frank Robinson, R OBP: 0.385, SLG: 0.451 (1, 7) (9, 9)	4-0 IBB			4-0 CS BB		0-0 1-3	1-0 1B HBP		0-0 F2	2	1	0	0	2	0	0
Daryl Spencer, R OBP: 0.433, SLG: 0.380 (1, 5)	0-0 F9			4-0 2B 1-2 FC5-2 BB		4-0 1B BB	0-0 1B		0-0 F8	3	1	1	2	2	0	2
Marty Keough, L OBP: 0.300, SLG: 0.432 (1, 3)		0-0 4-3		0-0 FC5-2 1-3 2B		4-0 1B 1-2 BB	0-0 P6			3	1	1	0	1	0	1
Don Pavletich, R OBP: 0.333, SLG: 0.286 (1, 2) Jesse Gonder, L OBP: 0.438, SLG: 0.867 (7, PH) (8, 2)		0-0 FC6-4 1B		0-0 FC5-2 2-3 3-H		0-0 E 1B 1-3 2-H 1B	0-0 1B		0-0 1B	3	0	2	1	0	0	2
Leo Cardenas, R OBP: 0.269, SLG: 0.394 (1, 6)		0-0 FC6-4 1-2f		0-0 F9		0-0 E 1B 1-2 3-H	0-3 K			4	0	1	1	0	1	5
Joe Nuxhall, L OBP: 0.095, SLG: 0.095 (1, 1) Ken Walters, R OBP: 0.250, SLG: 0.321 (6, PH) Jim Owens, R (7, 1) Gordy Coleman, L OBP: 0.250, SLG: 0.375 (8, PH) Dom Zanni, R (9, 1)		0-0 4-3			0-0 L6	0-0 E4		0-0 F8		2	0	0	0	0	0	1

Inning Stats	R: 0	H: 1	R: 0	H: 1	R: 0	H: 0	R: 0	H: 1	R: 2	H: 3	R: 0	H: 0	R: 0	H: 0	R: 0	H: 0
	E: 0	LOB: 2	E: 0	LOB: 1	E: 0	LOB: 0	E: 0	LOB: 2	E: 1	LOB: 3	E: 0	LOB: 0	E: 0	LOB: 0	E: 0	LOB: 0
	K: 1	BB: 1	K: 0	BB: 0	K: 1	BB: 0	K: 0	BB: 2	K: 1	BB: 2	K: 1	BB: 0	K: 2	BB: 0	K: 0	BB: 0
	S: 6	P: 10	S: 4	P: 4	S: 5	P: 5	S: 3	P: 11	S: 6	P: 14	S: 8	P: 9	S: 7	P: 7	S: 3	P: 3


PITCHER	IP	WLS	BF	H	R	ER	SO	BB	IBB	HBP	BLK	WP	HR	S	P	ERA	WHIP
Billy O'Dell, L ERA: 2.81 (1, 1)	6.1	W	31	6	4	4	2	4	1	1	0	0	0	29	50	5.68	1.579
Bobby Bolin, R ERA: 2.49 (7, 1)	2.2	S	10	2	0	0	3	0	0	0	0	0	0	16	16	0.00	0.750

**BOTTOM**

**San Francisco Giants @ Cincinnati Reds**  
Crosley Field, Cincinnati, OH

Thu May 30 1963, 7:05 PM EDT  
Att. 11,206 - Unknown

AB	35
R	4
H	8
RBI	4
BB	5
SO	5
LOB	17



WP: 0	PA: 41
PB: 0	
SB: 1	
CS: 1	

Batter	1	2	3	4	5	6	7	8	9	AB	R	H	RBI	BB	SO	LOB	TOP			
<b>Harvey Kuenn, R</b> (1, 7) <small>OBP: 0.276, SLG: 0.273</small> <b>Ernie Bowman, R</b> (9, 6) <small>OBP: 0.250, SLG: 0.375</small>	0-0  1B		0-0  1B	0-0  F8		0-0  1-3			0-0  P5	5 1 2 0 0 0 1 0 0 0 0 0 0 0										
<b>Cap Peterson, R</b> (1, 4) <small>OBP: 0.250, SLG: 0.417</small>	0-0  FC4-6		0-0  E6	0-0  P4			0-0  F9			4 1 0 0 0 0 3										
<b>Willie Mays, R</b> (1, 8) <small>OBP: 0.333, SLG: 0.407</small>	0-3  K		0-0  F9		0-0  4-3		0-0  K2-3			4 2 3 2 0 1 1										
<b>Orlando Cepeda, R</b> (1, 3) <small>OBP: 0.373, SLG: 0.546</small>	0-3  K		0-0  F9		0-0  4-3		0-3  K2-3			4 0 0 0 0 2 4										
<b>Felipe Alou, R</b> (1, 9) <small>OBP: 0.351, SLG: 0.564</small>		0-3  K	0-0  1B		0-0  1B			0-3  K		4 0 2 2 0 2 0										
<b>Jim Davenport, R</b> (1, 5) <small>OBP: 0.307, SLG: 0.374</small>		0-0  1B	0-0  1B		0-0  F9			0-0  F8		4 0 2 0 0 0 1										
<b>Tom Haller, L</b> (1, 2) <small>OBP: 0.289, SLG: 0.365</small>		0-3  K	0-0  G3		0-0  F7			0-0  F8		4 0 0 0 0 1 3										
<b>Jose Pagan, R</b> (1, 6) <small>OBP: 0.254, SLG: 0.254</small> <b>Willie McCovey, L</b> (9, PH) <small>OBP: 0.374, SLG: 0.503</small> (9, 7)	0-0  1-3			0-0  SH1-4			0-3  K		0-3  K	3 0 1 0 0 1 1 1 0 0 0 0 1 0										
<b>Jack Sanford, R</b> (1, 1) <small>OBP: 0.263, SLG: 0.273</small> <b>Gaylord Perry, R</b> (7, 1) <small>OBP: 0.133, SLG: 0.133</small> (9, PH) <b>Don Larsen, R</b> (9, 1) <b>Bobby Bolin, R</b> (9, 1) <small>OBP: 0.500, SLG: 0.250</small> <b>Billy Pierce, L</b> (9, 1)			4-0  1B	0-0  SH1-4		0-3  K		0-0  F7		1 1 0 0 0 1 1 0 0 0 0 0 0 0 0 0 1 0										
<b>Inning Stats</b>	R: 0 E: 0 K: 2 S: 8	H: 1 LOB: 1 BB: 0 P: 8	R: 0 E: 0 K: 2 S: 8	H: 1 LOB: 1 BB: 0 P: 8	R: 4 E: 1 K: 0 S: 7	H: 4 LOB: 1 BB: 1 P: 11	R: 0 E: 0 K: 0 S: 4	H: 1 LOB: 1 BB: 0 P: 4	R: 1 E: 0 K: 0 S: 5	H: 2 LOB: 1 BB: 0 P: 5	R: 0 E: 0 K: 2 S: 7	H: 0 LOB: 0 BB: 0 P: 7	R: 0 E: 0 K: 1 S: 5	H: 1 LOB: 0 BB: 0 P: 5	R: 0 E: 0 K: 1 S: 5	H: 0 LOB: 0 BB: 0 P: 5	R: 0 E: 0 K: 1 S: 5	H: 0 LOB: 0 BB: 0 P: 5	1B: 9 SF: 0 2B: 1 SAC: 1 3B: 0 DP: 0 HR: 0 HBP: 0	WP: 0 PA: 37 PB: 0 SB: 1 CS: 0
<b>PITCHER</b>	IP	WLS	BF	H	R	ER	SO	BB	IBB	HBP	BLK	WP	HR	S	P	ERA	WHIP			
<b>Curt Simmons, L</b> (1, 1) <small>ERA: 2.63</small>	5.0		25	9	5	4	4	1	0	0	0	0	0	32	36	7.20	2.000			
<b>Bob Humphreys, R</b> (6, 1) <small>ERA:</small>	1.0		3	0	0	0	2	0	0	0	0	0	0	7	7	0.00	0.000			
<b>Ed Bauta, R</b> (7, 1) <small>ERA: 1.54</small>	2.0		6	1	0	0	2	0	0	0	0	0	0	10	10	0.00	0.500			
<b>Bob Gibson, R</b> (9, 1) <small>ERA: 5.72</small>	1.0	W	3	0	0	0	1	0	0	0	0	0	0	5	5	0.00	0.000			

**San Francisco Giants @ St. Louis Cardinals**  
**Sportsman's Park, St. Louis, MO**  
 Fri May 31 1963, 8:05 PM EDT  
 Att. 21,564 - Unknown

livebaseballscorecards.com

<b>AB</b>	<b>35</b>
<b>R</b>	<b>5</b>
<b>H</b>	<b>10</b>
<b>RBI</b>	<b>4</b>
<b>BB</b>	<b>1</b>
<b>SO</b>	<b>9</b>
<b>LOB</b>	<b>14</b>





Batter	1	2	3	4	5	6	7	8	9	AB	R	H	RBI	BB	SO	LOB	BOTTOM
--------	---	---	---	---	---	---	---	---	---	----	---	---	-----	----	----	-----	--------

<b>Curt Flood, R</b> OBP: 0.315, SLG: 0.389 (1, 8) X	0-0 1B G3 1B	0-0 5-3			0-0 6-3		0-0 HR 1B		0-0 1B FC F4 BB	4	3	2	0	1	0	0	<b>San Francisco Giants @ St. Louis Cardinals</b> <b>Sportsman's Park, St. Louis, MO</b> Fri May 31 1963, 8:05 PM EDT Att. 21,564 - Unknown
---	-----------------------	------------	--	--	------------	--	-----------------	--	-----------------------------	---	---	---	---	---	---	---	--

<b>Bill White, L</b> OBP: 0.392, SLG: 0.502 (1, 3) X	0-0 G3 BB 6-3 1B		0-0 6-3 2B		4-0 BB		0-0 1-H HR		0-0 FC 1B	4	2	3	2	1	0	1
---	------------------------------	--	------------------	--	-----------	--	------------------	--	-----------------	---	---	---	---	---	---	---

<b>Dick Groat, R</b> OBP: 0.417, SLG: 0.488 (1, 6) B B B	4-0 G3 1-2 BB		0-0 6-3 2-3		0-0 P3		0-0 P6		0-0 1B	4	0	1	0	1	0	2
---	------------------------	--	-------------------	--	-----------	--	-----------	--	-----------	---	---	---	---	---	---	---

<b>Stan Musial, L</b> OBP: 0.319, SLG: 0.500 (1, 7) X	0-0 G3 1-2 2-3 3-H		0-0 L4		0-0 1B 1B		0-0 4-3		0-0 F4 3-H	5	1	1	2	0	0	5
--	--------------------------------	--	-----------	--	-----------------	--	------------	--	------------------	---	---	---	---	---	---	---

<b>Ken Boyer, R</b> OBP: 0.385, SLG: 0.455 (1, 5) X	0-0 6-3 3-H		0-0 5-3		0-0 F8 S/S		0-3 K			4	0	0	1	0	1	3
--	-------------------	--	------------	--	------------------	--	----------	--	--	---	---	---	---	---	---	---

<b>George Altman, L</b> OBP: 0.335, SLG: 0.351 (1, 9) X	4-0 IBB		0-0 F7		0-0 F7		0-0 F5			3	0	0	0	1	0	1
--	------------	--	-----------	--	-----------	--	-----------	--	--	---	---	---	---	---	---	---

<b>Julian Javier, R</b> OBP: 0.307, SLG: 0.413 (1, 4) X	0-0 L4		0-0 5-3		0-0 1B 1B		0-0 4-3 1B			4	0	2	0	0	0	2
--	-----------	--	------------	--	-----------------	--	------------------	--	--	---	---	---	---	---	---	---

<b>Tim McCarver, L</b> OBP: 0.341, SLG: 0.405 (1, 2) X		0-0 3-1		0-0 F7		0-0 1B 2-H		0-0 4-3		4	0	1	1	0	0	1
---	--	------------	--	-----------	--	------------------	--	------------	--	---	---	---	---	---	---	---

<b>Curt Simmons, L</b> OBP: 0.222, SLG: 0.231 (1, 1) (5, PH)		0-3 K		0-0 P3		0-0 4-3		0-3 K		1	0	0	0	0	1	0
---	--	----------	--	-----------	--	------------	--	----------	--	---	---	---	---	---	---	---

<b>Inning Stats</b>	R: 2 E: 0 K: 0 S: 5	H: 2 LOB: 2 BB: 2 P: 13	R: 0 E: 0 K: 1 S: 5	H: 0 LOB: 0 BB: 0 P: 5	R: 0 E: 0 K: 0 S: 4	H: 1 LOB: 1 BB: 0 P: 4	R: 0 E: 0 K: 0 S: 3	H: 0 LOB: 0 BB: 0 P: 3	R: 0 E: 0 K: 0 S: 3	H: 0 LOB: 1 BB: 1 P: 7	R: 1 E: 0 K: 0 S: 6	H: 3 LOB: 2 BB: 0 P: 6	R: 2 E: 0 K: 1 S: 7	H: 2 LOB: 0 BB: 0 P: 7	R: 0 E: 0 K: 1 S: 6	H: 1 LOB: 1 BB: 0 P: 6	R: 1 E: 0 K: 0 S: 3	H: 1 LOB: 3 BB: 1 P: 7	1B: 8 2B: 1 3B: 0 HR: 1	SF: 0 SAC: 0 DP: 0 HBP: 0	WP: 0 PB: 0 SB: 0 CS: 0	PA: 40
---------------------	------------------------------	----------------------------------	------------------------------	---------------------------------	------------------------------	---------------------------------	------------------------------	---------------------------------	------------------------------	---------------------------------	------------------------------	---------------------------------	------------------------------	---------------------------------	------------------------------	---------------------------------	------------------------------	---------------------------------	----------------------------------	------------------------------------	----------------------------------	--------

PITCHER	IP	WLS	BF	H	R	ER	SO	BB	IBB	HBP	BLK	WP	HR	S	P	ERA	WHIP
<b>Jack Sanford, R</b> ERA: 2.59 (1, 1)	6.0		27	6	3	3	1	2	1	0	0	0	0	26	38	4.50	1.333
<b>Gaylord Perry, R</b> ERA: 1.63 (7, 1)	2.0		9	3	2	2	2	0	0	0	0	0	1	13	13	9.00	1.500
<b>Don Larsen, R</b> ERA: 2.35 (9, 1)	0.0	L	2	0	1	1	0	1	0	0	0	0	0	1	5	∞	∞
<b>Bobby Bolin, R</b> ERA: 2.49 (9, 1)	0.0		1	1	0	0	0	0	0	0	0	0	0	1	1	∞	∞
<b>Billy Pierce, L</b> ERA: 3.09 (9, 1)	0.1		1	0	0	0	0	0	0	0	0	0	0	1	1	0.00	0.000

livebaseballscores.com

<b>AB</b>	36
<b>R</b>	6
<b>H</b>	10
<b>RBI</b>	6
<b>BB</b>	4
<b>SO</b>	3
<b>LOB</b>	18



Batter	1	2	3	4	5	6	7	8	9	AB R H RBI BB SO LOB	TOP	
Harvey Kuenn, R (1, 7) OBP: 0.302, SLG: 0.317	0-0 1-3		0-0 SF9 1B		0-0 1B 2B		0-0 BB 1B		0-3 K	5 2 3 0 0 1 1	<b>San Francisco Giants @ St. Louis Cardinals</b> <b>Sportsman's Park, St. Louis, MO</b> Sat Jun 01 1963, 4:33 AM EDT Att. 14,152 - Unknown - 86 F <a href="http://livebaseballscorecards.com">livebaseballscorecards.com</a>	
Cap Peterson, R (1, 4) OBP: 0.276, SLG: 0.414	0-0 1B		0-0 1B 1B		0-0 P6		0-3 K	0-0 F9	5 1 2 0 0 1 3			
Willie Mays, R (1, 8) OBP: 0.332, SLG: 0.402	0-3 K		0-0 SF9		0-0 P4		4-0 BB 1-2 G4-6-3		2 0 0 1 1 1 2			
Orlando Cepeda, R (1, 3) OBP: 0.376, SLG: 0.545	0-0 F2		0-0 1B 1B		0-0 1B		0-0 G4-6-3 1-2f		4 0 2 1 0 0 3			
Ed Bailey, L (1, 2) OBP: 0.396, SLG: 0.685		4-0 BB BB	0-0 1B 1-2 2-H		0-0 4-3		0-3 K		3 0 1 1 1 1 1			
Felipe Alou, R (1, 9) OBP: 0.354, SLG: 0.578		0-0 1B G4-6-3 1-2	0-0 1-3		0-0 HR		0-0 F7		4 1 2 1 0 0 2			
Jim Davenport, R (1, 5) OBP: 0.300, SLG: 0.365		0-0 1B G4-6-3 1-2f 2-3		0-0 6-3		0-3 K		0-0 5-3	4 0 0 0 0 1 2			
Jose Pagan, R (1, 6) OBP: 0.250, SLG: 0.250 Matty Alou, L (9, PH) OBP: 0.125, SLG: 0.125		0-3 K		0-0 5-3		0-0 6-3		0-0 L9	3 0 0 0 0 1 1 1 0 0 0 0 0 0			
Jack Fisher, R (1, 1) OBP: 0.273, SLG: 0.263 Jim Duffalo, R (5, 1) Chuck Hiller, L (9, PH) OBP: 0.182, SLG: 0.127			0-0 5-3	0-0 F9		0-3 K		4-0 BB	2 0 0 0 0 0 0 1 0 0 0 0 1 0 0 0 0 0 1 0 0			
<b>Inning Stats</b>	R: 0 H: 1 E: 0 LOB: 1 K: 1 BB: 0 S: 6 P: 6	R: 0 H: 1 E: 0 LOB: 1 K: 1 BB: 1 S: 5 P: 9	R: 2 H: 4 E: 0 LOB: 2 K: 0 BB: 0 S: 7 P: 7	R: 0 H: 0 E: 0 LOB: 0 K: 0 BB: 0 S: 3 P: 3	R: 1 H: 2 E: 0 LOB: 1 K: 0 BB: 0 S: 5 P: 5	R: 1 H: 1 E: 0 LOB: 0 K: 2 BB: 0 S: 8 P: 8	R: 0 H: 1 E: 0 LOB: 1 K: 1 BB: 1 S: 5 P: 9	R: 0 H: 0 E: 0 LOB: 0 K: 1 BB: 0 S: 5 P: 5	R: 0 H: 0 E: 0 LOB: 1 K: 1 BB: 1 S: 5 P: 9	1B: 8 SF: 1 2B: 1 SAC: 0 3B: 0 DP: 2 HR: 1 HBP: 0	WP: 0 PA: 38 PB: 0 SB: 0 CS: 0	
<b>PITCHER</b> Ron Taylor, R (1, 1) ERA: 2.47	IP WLS BF H R ER SO BB IBB HBP BLK WP HR S P ERA WHIP	9.0 W 38 10 4 4 7 3 0 0 0 0 1 49 61 4.00 1.444										



Batter	1	2	3	4	5	6	7	8	9	AB	R	H	RBI	BB	SO	LOB
<b>Curt Flood, R</b> OBP: 0.317, SLG: 0.391 (1, 8)	0-3 K	0-0 FC4-6 1B 2B		0-0 6-3	0-0 F8			4-0 6-3 SH1-4 CS BB		4	1	1	1	1	1	1
<b>Bill White, L</b> OBP: 0.398, SLG: 0.510 (1, 3)	0-0 S 1B	4-0 FC4-6 IBB		0-0 4-3 1B 2B		0-0 F8		0-0 SH1-4 1-2		3	2	2	0	1	0	0
<b>Dick Groat, R</b> OBP: 0.409, SLG: 0.476 (1, 6)	0-0 5-3 1-2	0-0 FC4-6 1B		0-0 4-3 2-3		0-3 K		0-0 6-3 2-3		5	0	0	1	0	1	5
<b>Stan Musial, L</b> OBP: 0.336, SLG: 0.508 (1, 7)	0-0	0-0		0-0		0-0		4-0		4	0	3	3	1	0	0
<b>Duke Carmel, L</b> OBP: 0.365, SLG: 0.400 (8, PR) (9, 7)	2-H 1B	1-3 FC5-4 1B		3-H 1B		6-3		IBB		0	0	0	0	0	0	0
<b>Ken Boyer, R</b> OBP: 0.377, SLG: 0.446 (1, 5)	0-0 F8	0-0 FC5-4		0-0 FC4 1-2f			0-3 K	0-0 CS 3-H		4	0	0	0	0	1	4
<b>George Altman, L</b> OBP: 0.343, SLG: 0.370 (1, 9)		4-0 1B BB	0-3 K		0-0 HR		4-0 1B BB			2	2	1	1	2	1	0
<b>Julian Javier, R</b> OBP: 0.306, SLG: 0.410 (1, 4)		0-0 1B 2B 1B	0-0 6-3		0-0 P3		0-0 P6			4	1	1	0	0	0	1
<b>Tim McCarver, L</b> OBP: 0.375, SLG: 0.435 (1, 2)		0-0 2B FC4-6 1B	0-0 E4		0-0 SH1-4 1B		0-0 SH1-4 1B			4	1	3	1	0	0	0
<b>Ron Taylor, R</b> (1, 1)		0-3 K	0-3 K		0-0 SH1-4 1-2		0-0 1-3			3	0	0	0	0	2	5

Inning Stats	R: 1	H: 2	E: 0	K: 1	S: 7	LOB: 1	BB: 0	P: 7	R: 4	H: 4	E: 0	K: 1	S: 9	LOB: 2	BB: 2	P: 17	R: 0	H: 0	E: 1	K: 2	S: 8	LOB: 1	BB: 0	P: 8	R: 1	H: 2	E: 0	K: 0	S: 5	LOB: 1	BB: 0	P: 5	R: 1	H: 2	E: 0	K: 0	S: 5	LOB: 0	BB: 0	P: 5	R: 0	H: 0	E: 0	K: 1	S: 6	LOB: 2	BB: 1	P: 10	R: 0	H: 0	E: 0	K: 0	S: 2	LOB: 1	BB: 2	P: 10
<b>Jack Fisher, R</b> ERA: 4.52 (1, 1)	IP	WLS	BF	H	R	ER	SO	BB	IBB	HBP	BLK	WP	HR	S	P	ERA	WHIP																																							
<b>Jim Duffalo, R</b> ERA: 1.69 (5, 1)	3.2		14	1	0	0	2	2	1	0	0	0	0	15	27	0.00	0.818																																							

**BOTTOM**

**San Francisco Giants @ St. Louis Cardinals**  
Sportsman's Park, St. Louis, MO  
Sat Jun 01 1963, 4:33 AM EDT  
Att: 14,152 - Unknown - 86 F

[livebaseballscorecards.com](http://livebaseballscorecards.com)

<b>AB</b>	<b>33</b>
<b>R</b>	<b>7</b>
<b>H</b>	<b>11</b>
<b>RBI</b>	<b>7</b>
<b>BB</b>	<b>5</b>
<b>SO</b>	<b>6</b>
<b>LOB</b>	<b>16</b>



WP: 0	PA: 41
PB: 0	
SB: 1	
CS: 1	

Batter	1	2	3	4	5	6	7	8	9	AB R H RBI BB SO LOB	TOP		
Harvey Kuenn, R (1, 7) OBP: 0.309, SLG: 0.323	0-0 HR 1B		0-0 SH1 1B		0-0 F9		0-0 4-3		0-0 6-3	5 2 2 0 0 0 0			
Chuck Hiller, L (1, 4) OBP: 0.185, SLG: 0.122	0-0 F8		0-0 SH1 1-2		4-0 2B BB			0-0 F7	0-0 F3	3 0 0 0 1 0 1			
Willie Mays, R (1, 8) OBP: 0.338, SLG: 0.455	0-0 1-H HR		0-3 K		0-0 F8			0-0 HR	0-0 HR	5 3 3 4 0 1 2			
Orlando Cepeda, R (1, 3) OBP: 0.381, SLG: 0.568	0-3 K		0-0 2-H 1B		0-0 1-H 2B			0-0 HR	0-0 F3	5 1 3 2 0 1 0			
Ed Bailey, L (1, 2) OBP: 0.409, SLG: 0.677	4-0 FC6 BB		0-0 G3			4-0 CS BB		4-0 FC5-4 BB		1 0 0 0 3 0 1			
Felipe Alou, R (1, 9) OBP: 0.348, SLG: 0.566	0-0 FC6 1-2f				0-0 F7		0-3 K	0-0 FC5-4 1B S 1-2f		4 0 0 0 0 1 3			
Jim Davenport, R (1, 5) OBP: 0.304, SLG: 0.371		0-0 F9		0-0 2B		0-3 K 1-2		4-0 1B BB		3 0 1 0 1 1 1			
Jose Pagan, R (1, 6) OBP: 0.250, SLG: 0.250		0-0 F7		0-0 5-3			0-0 6-3	0-0 1-2 2-3 1B		4 0 1 0 0 0 1			
Juan Marichal, R (1, 1) OBP: 0.182, SLG: 0.188 Bobby Bolin, R (9, 1) OBP: 0.500, SLG: 0.250		0-0 P6		0-0 F4			0-0 F8	0-0 1-3		4 0 0 0 0 0 4 0 0 0 0 0 0 0			
<b>Inning Stats</b>	R: 2 H: 2 E: 0 LOB: 1 K: 1 BB: 1 S: 7 P: 11	R: 0 H: 0 E: 0 LOB: 0 K: 0 BB: 0 S: 3 P: 3	R: 1 H: 2 E: 0 LOB: 1 K: 1 BB: 0 S: 7 P: 7	R: 0 H: 1 E: 0 LOB: 1 K: 0 BB: 0 S: 4 P: 4	R: 0 H: 1 E: 0 LOB: 2 K: 0 BB: 1 S: 3 P: 7	R: 0 H: 0 E: 0 LOB: 1 K: 2 BB: 1 S: 6 P: 10	R: 0 H: 0 E: 0 LOB: 0 K: 0 BB: 0 S: 3 P: 3	R: 2 H: 3 E: 0 LOB: 3 K: 0 BB: 2 S: 6 P: 14	R: 1 H: 1 E: 0 LOB: 0 K: 0 BB: 0 S: 4 P: 4	1B: 4 SF: 0 2B: 3 SAC: 1 3B: 0 DP: 1 HR: 4 HBP: 0	WP: 0 PA: 40 PB: 0 SB: 1 CS: 1		
<b>PITCHER</b>	IP WLS BF H R ER SO BB IBB HBP BLK WP HR S P ERA WHIP											<b>PITCHER</b>	IP WLS BF H R ER SO BB IBB HBP BLK WP HR S P ERA WHIP
Ernie Broglio, R (1, 1) ERA: 2.82	5.0 L 22 6 3 3 2 2 0 0 0 0 0 1 24 32 5.40 1.600												
Bob Humphreys, R (6, 1) ERA: 5.4	2.1 10 2 2 2 2 2 0 0 0 0 0 2 12 20 7.71 1.714												
Ed Bauta, R (8, 1) ERA: 1.5	0.2 4 1 0 0 0 1 0 0 0 0 0 0 3 7 0.00 3.000												
Bobby Shantz, L (9, 1) ERA: 3.12	1.0 4 1 1 1 0 0 0 0 0 0 0 1 4 4 9.00 1.000												

San Francisco Giants @ St. Louis Cardinals  
Sportsman's Park, St. Louis, MO

Sun Jun 02 1963, 4:33 AM EDT  
Att. 22,857 - Unknown - 88 F

livebaseballscorecards.com

AB 34  
R 6  
H 10  
RBI 6  
BB 5  
SO 4  
LOB 13



Batter	1	2	3	4	5	6	7	8	9	AB	R	H	RBI	BB	SO	LOB
<b>Curt Flood, R</b> OBP: 0.311, SLG: 0.384 (1, 8)	0-0 5-3		0-0 F8		0-0 P4			0-0 G4-3		4	0	0	0	0	0	2
<b>Bill White, L</b> OBP: 0.396, SLG: 0.505 (1, 3)	0-0 F8		0-0 1B			0-0 F9		0-0 3-1		4	0	1	0	0	0	1
<b>Dick Groat, R</b> OBP: 0.410, SLG: 0.486 (1, 6)	0-0 1B		0-0 F9			0-0 F8			0-0 1B 3B	4	1	2	0	0	0	1
<b>Stan Musial, L</b> OBP: 0.333, SLG: 0.500 (1, 7)	0-0 G3			0-0 1-3		0-3 K			0-0 2B 2B 1B	4	0	1	1	0	1	1
<b>Ray Sadecki, L</b> OBP: 0.227, SLG: 0.227 (9, PR)										0	1	0	0	0	0	0
<b>Ken Boyer, R</b> OBP: 0.370, SLG: 0.437 (1, 5)		0-0 5-3		0-0 F4			0-0 6-3		0-0 F2	4	0	0	0	0	0	1
<b>George Altman, L</b> OBP: 0.342, SLG: 0.373 (1, 9)		0-0 F8		0-0 3-1			0-0 F5		0-0 2B	4	1	1	0	0	0	0
<b>Julian Javier, R</b> OBP: 0.315, SLG: 0.433 (1, 4)		0-0 2B			0-0 6-3 G3 2B		0-3 K		0-0 2B	4	1	3	2	0	1	0
<b>Tim McCarver, L</b> OBP: 0.365, SLG: 0.420 (1, 2)		0-0 F8			0-0 6-3			0-0 G4-3 1B 1B	0-0 F8	4	0	1	0	0	0	4
<b>Ernie Broglio, R</b> OBP: 0.163, SLG: 0.103 (5, PH)			0-3 K		0-0 G3			0-0 G4-3 1B	0-3 K	1	0	0	0	0	1	0
<b>Carl Sawatski, L</b> OBP: 0.329, SLG: 0.413 (6, 1)										1	0	0	1	0	0	0
<b>Bob Humphreys, R</b> OBP: 0.321, SLG: 0.437 (8, 1)										0	0	0	0	0	0	0
<b>Ed Bauta, R</b> OBP: 0.321, SLG: 0.437 (9, 1)										0	0	0	0	0	0	0
<b>Charlie James, R</b> OBP: 0.321, SLG: 0.437 (9, 1)										1	0	1	0	0	0	0
<b>Bobby Shantz, R</b> OBP: 0.317, SLG: 0.447 (9, PH)										0	0	0	0	0	0	0
<b>Leo Burke, R</b> OBP: 0.317, SLG: 0.447 (9, PH)										1	0	0	0	0	1	2

Inning Stats	R: 0	H: 1	E: 0	LOB: 1	K: 0	BB: 0	S: 4	P: 4	R: 0	H: 1	E: 0	LOB: 1	K: 0	BB: 0	S: 4	P: 4	R: 0	H: 0	E: 0	LOB: 0	K: 0	BB: 0	S: 3	P: 3	R: 1	H: 1	E: 0	LOB: 0	K: 0	BB: 0	S: 4	P: 4	R: 0	H: 0	E: 0	LOB: 0	K: 1	BB: 0	S: 5	P: 5	R: 0	H: 0	E: 0	LOB: 0	K: 1	BB: 0	S: 5	P: 5	R: 0	H: 2	E: 0	LOB: 1	K: 0	BB: 0	S: 4	P: 4	R: 3	H: 4	E: 0	LOB: 2	K: 1	BB: 0	S: 9	P: 9	1B: 5	SF: 0	2B: 4	SAC: 0	3B: 1	DP: 1	HR: 0	HBP: 0	WP: 0	PA: 36
--------------	------	------	------	--------	------	-------	------	------	------	------	------	--------	------	-------	------	------	------	------	------	--------	------	-------	------	------	------	------	------	--------	------	-------	------	------	------	------	------	--------	------	-------	------	------	------	------	------	--------	------	-------	------	------	------	------	------	--------	------	-------	------	------	------	------	------	--------	------	-------	------	------	-------	-------	-------	--------	-------	-------	-------	--------	-------	--------

PITCHER	IP	WLS	BF	H	R	ER	SO	BB	IBB	HBP	BLK	WP	HR	S	P	ERA	WHIP
<b>Juan Marichal, R</b> ERA: 3.08 (1, 1)	8.1	W	34	10	4	4	3	0	0	0	0	0	0	40	40	4.32	1.200
<b>Bobby Bolin, R</b> ERA: 2.42 (9, 1)	0.2	S	2	0	0	0	1	0	0	0	0	0	0	4	4	0.00	0.000

**BOTTOM**

**San Francisco Giants @ St. Louis Cardinals**  
Sportsman's Park, St. Louis, MO

Sun Jun 02 1963, 4:33 AM EDT  
Att: 22,857 - Unknown - 88 F

<b>AB</b>	<b>36</b>
<b>R</b>	<b>4</b>
<b>H</b>	<b>10</b>
<b>RBI</b>	<b>4</b>
<b>BB</b>	<b>0</b>
<b>SO</b>	<b>4</b>
<b>LOB</b>	<b>12</b>



Batter	1	2	3	4	5	6	7	8	9	AB R H RBI BB SO LOB	TOP	
Harvey Kuenn, R (1, 7) OBP: 0.306, SLG: 0.319	0-0 5-3		0-0 1-3		0-0 6-3			0-0 BB 1B		4 0 1 0 0 0 1	<b>San Francisco Giants @ Chicago Cubs</b> Wrigley Field, Chicago, IL Tue Jun 04 1963, 3:33 AM CDT Att. 9,126 - Cloudy <a href="http://livebaseballscorecards.com">livebaseballscorecards.com</a>	
Chuck Hiller, L (1, 4) OBP: 0.176, SLG: 0.115	0-0 4-3		0-0 F9		0-0 6-3			0-0 F7		4 0 0 0 0 0 2		
Willie Mays, R (1, 8) OBP: 0.336, SLG: 0.451	0-0 5-3			0-0 WP BB SF9 1B		0-3 K		0-0 P6		4 1 1 0 0 1 1		
Orlando Cepeda, R (1, 3) OBP: 0.383, SLG: 0.562		0-0 1-3		4-0 BB BB 1B BB		0-0 F3		4-0 BB 1-2		2 0 0 0 2 0 0		
Ed Bailey, L (1, 2) OBP: 0.412, SLG: 0.663		4-0 BB BB FC6-4 BB		0-0 F7		4-0 BB BB BB		0-0 L3		2 0 0 0 2 0 4		
Felipe Alou, R (1, 9) OBP: 0.341, SLG: 0.558		0-0 P4		0-0 SF9 2-H		0-3 K		0-3 K		3 0 0 1 0 2 2		
Jim Davenport, R (1, 5) OBP: 0.303, SLG: 0.368		0-0 FC6-4 1-2f		0-0 1-2 1B		0-0 F3		0-0 5-3		4 0 1 0 0 0 1		
Jose Pagan, R (1, 6) OBP: 0.251, SLG: 0.251 Matty Alou, L (9, PH) OBP: 0.176, SLG: 0.176			0-0 SH1-4 1B		0-0 F7		0-0 5-3	0-0 1B		3 0 1 0 0 0 2 1 0 1 0 0 0 0		
Billy O'Dell, S (1, 1) OBP: 0.133, SLG: 0.133 Jim Duffalo, R (6, 1) Willie McCovey, L (9, PH) OBP: 0.372, SLG: 0.500			0-0 SH1-4 1-2		0-3 K		0-0 P3	0-3 K		1 0 0 0 0 1 0 1 0 0 0 0 0 0 1 0 0 0 0 1 1		
<b>Inning Stats</b>	R: 0 H: 0 E: 0 LOB: 0 K: 0 BB: 0 S: 3 P: 3	R: 0 H: 0 E: 0 LOB: 1 K: 0 BB: 1 S: 3 P: 7	R: 0 H: 1 E: 0 LOB: 1 K: 0 BB: 0 S: 4 P: 4	R: 1 H: 2 E: 0 LOB: 2 K: 0 BB: 1 S: 5 P: 9	R: 0 H: 0 E: 0 LOB: 0 K: 1 BB: 0 S: 5 P: 5	R: 0 H: 0 E: 0 LOB: 1 K: 2 BB: 1 S: 7 P: 11	R: 0 H: 0 E: 0 LOB: 0 K: 0 BB: 0 S: 3 P: 3	R: 0 H: 1 E: 0 LOB: 2 K: 0 BB: 1 S: 4 P: 8	R: 0 H: 1 E: 0 LOB: 1 K: 2 BB: 0 S: 8 P: 8	1B: 5 SF: 1 2B: 0 SAC: 1 3B: 0 DP: 0 HR: 0 HBP: 0	WP: 1 PA: 36 PB: 0 SB: 0 CS: 0	
<b>PITCHER</b> Bob Buhl, R (1, 1) ERA: 2.32	IP WLS BF H R ER SO BB IBB HBP BLK WP HR S P ERA WHIP	9.0 W 36 5 1 1 5 4 0 0 0 1 0 42 58 1.00 1.000										



Batter	1	2	3	4	5	6	7	8	9	AB	R	H	RBI	BB	SO	LOB
Lou Brock, L OBP: 0.311, SLG: 0.386 (1, 9)	0-3 K	0-0 F8		0-0 B5		0-0 G3		0-3 K		5	0	0	0	0	2	0
Ken Hubbs, R OBP: 0.316, SLG: 0.407 (1, 4)	0-0 E3 1B	0-0 E3 BB 1B		0-0 5-3		0-0 5-3		0-3 K		5	2	0	0	0	1	0
Billy Williams, L OBP: 0.382, SLG: 0.465 (1, 7)	0-0 1B 14 1B 1B	4-0 1B BB			0-0 BB 4-3 1B	4-0 14 2B BB		0-0 4-3		3	3	2	0	2	0	0
Ron Santo, R OBP: 0.324, SLG: 0.473 (1, 5)	0-0 1B 14 1B 1B	0-0 1B			0-0 4-3 1B	0-0 14 2B 1B		0-0 1B		4	0	3	2	0	0	1
14 Ernie Banks, R OBP: 0.257, SLG: 0.387 (1, 3)	0-0 1B 1B				4-0 BB 1B IBB	0-0 1B 2B		0-0 2B		3	1	3	2	1	0	0
Andre Rodgers, R OBP: 0.301, SLG: 0.273 (1, 6)	0-3 K			0-0 P6		0-0 F9		0-0 4-3		4	0	0	0	0	1	7
Nelson Mathews, R OBP: 0.250, SLG: 0.283 (1, 8)	0-0 1B			0-0 F8		4-0 1B 2-3 BB		0-3 K		3	0	1	0	1	1	1
Dick Bertell, R OBP: 0.302, SLG: 0.267 (1, 2)	0-0 6-3			0-0 F6		0-0 1B		0-0 F4		4	0	1	2	0	0	4
Bob Buhl, R OBP: 0.121, SLG: 0.121 (1, 1)		0-0 4-3		0-3 K		0-3 K		0-3 K		4	0	0	0	0	3	2


Inning Stats	R: 2	H: 4	E: 1	K: 2	S: 12	LOB: 3	BB: 0	P: 12	R: 1	H: 1	E: 1	K: 0	S: 4	LOB: 2	BB: 1	P: 8	R: 0	H: 1	E: 0	K: 0	S: 4	LOB: 1	BB: 0	P: 4	R: 0	H: 0	E: 0	K: 1	S: 5	LOB: 0	BB: 0	P: 5	R: 2	H: 2	E: 0	K: 1	S: 7	LOB: 2	BB: 2	P: 15	R: 1	H: 2	E: 0	K: 0	S: 5	LOB: 2	BB: 1	P: 9	R: 0	H: 0	E: 0	K: 2	S: 7	LOB: 0	BB: 0	P: 7	R: 0	H: 0	E: 0	K: 2	S: 7	LOB: 0	BB: 0	P: 7
PITCHER	IP	WLS	BF	H	R	ER	SO	BB	IBB	HBP	BLK	WP	HR	S	P	ERA	WHIP																																															
Billy O'Dell, L ERA: 3.06 (1, 1)	5.2	L	31	9	6	4	4	3	1	0	0	0	0	35	51	6.35	2.118																																															
Jim Duffalo, R ERA: 1.47 (6, 1)	2.1		8	1	0	0	4	0	0	0	0	0	0	16	16	0.00	0.429																																															

**BOTTOM**

**San Francisco Giants @ Chicago Cubs**  
 Wrigley Field, Chicago, IL  
 Tue Jun 04 1963, 3:33 AM CDT  
 Att. 9,126 - Cloudy

livebaseballscorecards.com

AB	35
R	6
H	10
RBI	6
BB	4
SO	8
LOB	15



WP: 0	PA: 39
PB: 0	
SB: 0	
CS: 0	

Batter	1	2	3	4	5	6	7	8	9	AB R H RBI BB SO LOB	TOP									
Jose Pagan, R (1, 6) OBP: 0.250, SLG: 0.250	0-0 5-3		0-0 F9		0-0 5-3			0-0 HR	0-0 F8	5 1 1 0 0 0 0	<b>San Francisco Giants @ Chicago Cubs</b> Wrigley Field, Chicago, IL Wed Jun 05 1963, 3:33 AM CDT Cloudy									
Harvey Kuenn, R (1, 7) OBP: 0.299, SLG: 0.351 (8, 5)	0-0 6-3		0-0 5-3		0-0 5-3			0-0 HR	0-0 F8	5 1 1 2 0 0 0										
Felipe Alou, R (1, 9) OBP: 0.347, SLG: 0.554	0-0 HR		4-0 HBP BB		0-3 K			4-0 BB 1B BB	0-0 F6	3 2 1 0 2 1 0										
Willie Mays, R (1, 8) OBP: 0.344, SLG: 0.467	0-0 1-H HR		1-0 1-2 HBP		0-3 K			4-0 BB 1B BB		2 1 1 2 1 1 0										
Orlando Cepeda, R (1, 3) OBP: 0.376, SLG: 0.551	0-0 5-3		0-0 F7		0-0 F9			0-3 K		4 0 0 0 0 1 4										
Jim Davenport, R (1, 5) OBP: 0.298, SLG: 0.362		0-0 F8		0-0 F9		0-3 K		0-3 K		3 0 0 0 0 1 0										
Ernie Bowman, R (7, 5) OBP: 0.250, SLG: 0.375										0 0 0 0 0 0 0										
Matty Alou, L (8, PH) OBP: 0.167, SLG: 0.167 (8, 7)										1 0 0 0 0 1 2										
Ed Bailey, L (1, 2) OBP: 0.407, SLG: 0.646		0-3 K		0-3 K		0-0 F9		0-0 BB 1B		4 0 1 1 0 2 0										
Joey Amalfitano, R (1, 4) OBP: 0.271, SLG: 0.242		0-0		0-0 5-3		0-0		4-0 BB 1B		3 0 2 0 0 0 0										
Willie McCovey, L (8, PH) OBP: 0.375, SLG: 0.500										0 0 0 0 1 0 0										
Billy O'Dell, S (8, PR) OBP: 0.133, SLG: 0.133										0 0 0 0 0 0 0										
Jim Duffalo, R (8, 1)								1-2 2-3 BB		0 0 0 0 0 0 0										
Jack Fisher, R (1, 1) OBP: 0.261, SLG: 0.250		0-0 1-3			0-0 6-3		0-3 K	0-0 F7		1 0 0 0 0 0 1										
Cap Peterson, R (5, PH) OBP: 0.267, SLG: 0.400										1 0 0 0 0 0 0										
Gaylord Perry, R (5, 1)										1 0 0 0 0 1 1										
Chuck Hiller, L (8, PH) OBP: 0.174, SLG: 0.114 (8, 4)										1 0 0 0 0 0 3										
<b>Inning Stats</b>	R: 2 E: 0 K: 0 S: 5	H: 2 LOB: 0 BB: 0 P: 5	R: 0 E: 0 K: 1 S: 6	H: 1 LOB: 1 BB: 0 P: 6	R: 0 E: 0 K: 0 S: 3	H: 0 LOB: 2 BB: 1 P: 8	R: 0 E: 0 K: 1 S: 5	H: 0 LOB: 0 BB: 0 P: 5	R: 0 E: 0 K: 2 S: 7	H: 0 LOB: 0 BB: 0 P: 7	R: 0 E: 0 K: 2 S: 8	H: 1 LOB: 1 BB: 0 P: 8	R: 3 E: 0 K: 2 S: 10	H: 3 LOB: 3 BB: 3 P: 22	R: 0 E: 0 K: 0 S: 3	H: 0 LOB: 0 BB: 0 P: 3	1B: 5 2B: 0 3B: 0 HR: 2	SF: 0 SAC: 0 DP: 0 HBP: 1	WP: 0 PB: 0 SB: 0 CS: 0	PA: 39
<b>PITCHER</b>	IP WLS BF H R ER SO BB IBB HBP BLK WP HR S P ERA WHIP																			
Dick Ellsworth, L (1, 1) ERA: 1.51	7.0 W 30 6 5 5 6 2 0 1 0 0 2 39 48 6.43 1.143																			
Don Elston, R (8, 1) ERA: 0.42	2.0 S 9 1 0 0 2 2 0 0 0 0 0 0 11 19 0.00 1.500																			

<b>AB</b>	34
<b>R</b>	5
<b>H</b>	7
<b>RBI</b>	5
<b>BB</b>	4
<b>SO</b>	8
<b>LOB</b>	11





Batter	1	2	3	4	5	6	7	8	9
Lou Brock, L OBP: 0.313, SLG: 0.401 (1, 9)	0-0 4-3		0-0 HR 1B		0-0 E7 6-3 2B	0-0 HR		0-3 K	
Ken Hubbs, R OBP: 0.318, SLG: 0.424 (1, 4)	0-0 L3 1B		0-0 HR		0-0 6-3	0-3 K		0-0 3-1	
Billy Williams, L OBP: 0.385, SLG: 0.487 (1, 7)	0-0 L3		0-0 F7		0-0 1B 2B	0-0 HR			
Ron Santo, R OBP: 0.323, SLG: 0.468 (1, 5)		0-0 6-3		0-0 14 HR 1B	0-3 K	0-0 F3			
14 Ernie Banks, R OBP: 0.272, SLG: 0.438 (1, 3)		0-0 F8 2B		0-0 HR	4-0 1B IBB		0-0 HR		
Andre Rodgers, R OBP: 0.305, SLG: 0.278 (1, 6)		0-0 F8		0-0 6-3	0-0 1B		0-0 L4-3 1B		
Nelson Mathews, R OBP: 0.250, SLG: 0.274 (1, 8)		0-0 5-3		0-0 F8	4-0 IBB		0-0 L4-3		
Dick Bertell, R OBP: 0.300, SLG: 0.267 (1, 2)			0-0 F8	0-0 1B	0-0 P6		0-0 6-3		
Dick Ellsworth, L OBP: 0.133, SLG: 0.071 (1, 1)			0-0 F8	0-0 4-3		0-3 K		0-3 K	
Don Elston, R (8, 1)									

AB	R	H	RBI	BB	SO	LOB
5	3	2	1	0	1	0
5	1	2	2	0	1	1
4	2	2	2	0	0	1
4	1	1	0	0	1	1
3	2	3	3	1	0	0
4	0	2	1	0	0	1
3	0	0	0	1	0	2
4	0	1	0	0	0	3
3	0	0	0	0	1	1
1	0	0	0	0	1	0

**BOTTOM**

**San Francisco Giants @ Chicago Cubs**  
 Wrigley Field, Chicago, IL  
 Wed Jun 05 1963, 3:33 AM CDT  
 Cloudy

[livebaseballscorecards.com](http://livebaseballscorecards.com)

<b>AB</b>	<b>36</b>
<b>R</b>	<b>9</b>
<b>H</b>	<b>13</b>
<b>RBI</b>	<b>9</b>
<b>BB</b>	<b>2</b>
<b>SO</b>	<b>5</b>
<b>LOB</b>	<b>10</b>



1B: 6	SF: 0
2B: 4	SAC: 0
3B: 0	DP: 2
HR: 5	HBP: 0

WP: 0	PA: 38
PB: 0	
SB: 0	
CS: 0	

Inning Stats	R	H	E	K	S	LOB	BB	P	IP	WLS	BF	H	R	ER	SO	BB	IBB	HBP	BLK	WP	HR	S	P	ERA	WHIP
	0	1	0	0	3	0	0	3	4.0	L	18	7	4	4	0	0	0	0	0	0	2	18	18	9.00	1.750
	0	1	0	0	4	1	0	4	3.0		17	6	5	3	3	0	2	0	0	0	3	21	29	9.00	2.000
	0	1	0	0	3	0	0	4	1.0		3	0	0	0	2	0	0	0	0	0	0	7	7	0.00	0.000

PITCHER	IP	WLS	BF	H	R	ER	SO	BB	IBB	HBP	BLK	WP	HR	S	P	ERA	WHIP
Jack Fisher, R ERA: 4.8 (1, 1)	4.0	L	18	7	4	4	0	0	0	0	0	0	2	18	18	9.00	1.750
Gaylord Perry, R ERA: 2.35 (5, 1)	3.0		17	6	5	3	3	0	2	0	0	0	3	21	29	9.00	2.000
Jim Duffalo, R ERA: 1.4 (8, 1)	1.0		3	0	0	0	2	0	0	0	0	0	0	7	7	0.00	0.000

Batter	1	2	3	4	5	6	7	8	9	AB R H RBI BB SO LOB	TOP																
<b>Harvey Kuenn, R</b> (1, 9) <small>OBP: 0.284, SLG: 0.333</small> <b>Ernie Bowman, R</b> (8, PR) <small>OBP: 0.250, SLG: 0.375</small> <b>Bobby Bolin, R</b> (8, 1) <small>OBP: 0.500, SLG: 0.250</small>	0-0 4-3			x 0-0 F7		x 0-0 F8		x 0-0 E6		4 0 0 0 0 0 0	<b>San Francisco Giants @ Chicago Cubs</b> <b>Wrigley Field, Chicago, IL</b> Wed Jun 05 1963, 3:38 AM CDT Att. 19,710 - Sunny																
<b>Chuck Hiller, L</b> (1, 4) <small>OBP: 0.167, SLG: 0.108</small>	0-0 F5			x 0-0 F8		x 0-0 F7		x 0-0 6-3		4 0 0 0 0 0 1																	
<b>Matty Alou, L</b> (1, 8) <small>OBP: 0.227, SLG: 0.227</small> (8, 9)	0-0 F9			x 0-0 4-3			x 0-0 1B		x 0-0 E4	4 1 2 0 0 0 0																	
<b>Willie McCovey, L</b> (1, 7) <small>OBP: 0.378, SLG: 0.519</small>		x 0-0 F7			x 0-0 HR		x 0-0 1B		x 0-3 K	4 2 2 1 0 1 1																	
<b>Orlando Cepeda, R</b> (1, 3) <small>OBP: 0.374, SLG: 0.559</small>		x 0-0 6-3			x 0-0 HR		x 0-3 K		x 0-0 F5	4 1 1 1 0 1 3																	
<b>Tom Haller, L</b> (1, 2) <small>OBP: 0.287, SLG: 0.360</small>		x 0-0 4-3			x 0-0 F8		x 0-0 SF9		x 0-3 K	4 0 1 1 0 1 1																	
<b>Jim Davenport, R</b> (1, 5) <small>OBP: 0.284, SLG: 0.358</small>			x 0-0 F8		x 0-3 K		x 0-0 SF9			2 0 0 1 0 1 0																	
<b>Jose Pagan, R</b> (1, 6) <small>OBP: 0.251, SLG: 0.251</small>			x 0-0 G4-3		x 0-0 F8		x 0-3 K			3 0 1 0 0 1 1																	
<b>Jack Sanford, R</b> (1, 1) <small>OBP: 0.250, SLG: 0.257</small> <b>Willie Mays, R</b> (8, PH) <small>OBP: 0.342, SLG: 0.464</small> (8, 8)			x 0-0 G4-3		x 0-0 6-3		x 0-0 1-3		x 0-0 1-3	2 0 0 0 0 0 1																	
			x 1-2							1 0 0 0 0 0 0																	
<b>Inning Stats</b>	R: 0 E: 0 K: 0 S: 3	H: 0 LOB: 0 BB: 0 P: 3	R: 0 E: 0 K: 0 S: 3	H: 0 LOB: 0 BB: 0 P: 3	R: 0 E: 0 K: 0 S: 3	H: 1 LOB: 0 BB: 0 P: 3	R: 0 E: 0 K: 0 S: 3	H: 0 LOB: 0 BB: 0 P: 3	R: 2 E: 0 K: 1 S: 7	H: 2 LOB: 0 BB: 0 P: 7	R: 0 E: 0 K: 0 S: 3	H: 0 LOB: 0 BB: 0 P: 3	R: 2 E: 0 K: 2 S: 10	H: 3 LOB: 1 BB: 0 P: 10	R: 0 E: 1 K: 0 S: 3	H: 0 LOB: 1 BB: 0 P: 3	R: 0 E: 1 K: 2 S: 8	H: 1 LOB: 1 BB: 0 P: 8	R: 0 E: 1 K: 2 S: 8	H: 1 LOB: 1 BB: 0 P: 8	1B: 5 2B: 0 3B: 0 HR: 2	SF: 1 SAC: 0 DP: 1 HBP: 0	WP: 0 PB: 0 SB: 0 CS: 1	PA: 33			
<b>PITCHER</b>	IP WLS BF H R ER SO BB IBB HBP BLK WP HR S P ERA WHIP																										
<b>Glen Hobbie, R</b> (1, 1) <small>ERA: 3.81</small> <b>Barney Schultz, R</b> (7, 1) <small>ERA: 3.57</small> <b>Lindy McDaniel, R</b> (7, 1) <small>ERA: 1.75</small>	6.0		21	4	3	3	1	0	0	0	0	0	2	23	23	4.50	0.667										
	0.1		3	2	0	0	1	0	0	0	0	0	0	5	5	0.00	6.000										
	2.2	W	9	1	1	1	3	0	0	0	0	0	0	15	15	3.38	0.375										

<b>AB</b>	<b>32</b>
<b>R</b>	<b>4</b>
<b>H</b>	<b>7</b>
<b>RBI</b>	<b>4</b>
<b>BB</b>	<b>0</b>
<b>SO</b>	<b>5</b>
<b>LOB</b>	<b>8</b>



WP: 0	PA: 33
PB: 0	
SB: 0	
CS: 1	

ERA	WHIP

livebaseballscorecards.com

Batter	1	2	3	4	5	6	7	8	9	AB	R	H	RBI	BB	SO	LOB
Lou Brock, L OBP: 0.320, SLG: 0.421 (1, 9)	0-0 E5 3B		0-0 S 1B	0-0 4-3			0-0 1B FC4-6 2B			4	3	3	0	0	0	1
Ken Hubbs, R OBP: 0.321, SLG: 0.425 (1, 4)	0-3 K		0-0 WP 1-H 2B 1B			0-0 6-3	0-0 FC4-6 2-3 1B			4	1	2	1	0	1	0
Billy Williams, L OBP: 0.382, SLG: 0.487 (1, 7)	0-0 F8		0-0 2-H 1B 2B			0-0 F8	0-0 FC4-6 1-2f 3-H 1B			4	1	1	2	0	0	1
Ron Santo, R OBP: 0.326, SLG: 0.469 (1, 5)	0-0 F9		0-0 2-H 5-3 1B			0-0 1B	0-3 K			4	0	2	1	0	1	1
14 Ernie Banks, R OBP: 0.272, SLG: 0.433 (1, 3)		0-0 6-3	0-0 F7			0-3 K	0-0 L4-3 1B			4	0	1	0	0	1	1
Andre Rodgers, R OBP: 0.308, SLG: 0.288 (1, 6)		0-0 4-3 1B 1B	0-0 5-3 1-2			0-0 2B	0-3 K			4	0	2	0	0	1	2
Don Landrum, L OBP: 0.257, SLG: 0.222 (1, 8)		0-0 1-2 4-3 1B		0-0 5-3 1B		4-0 G5-4-3 IBB	0-0 L4-3 1-2			3	0	2	0	1	0	1
Jimmie Schaffer, R OBP: 0.298, SLG: 0.405 (1, 2)		0-0 1-2 2-3 4-3		0-0 1-2 5-3		0-0 1-2f G5-4-3				3	0	0	0	0	0	5
Glen Hobbie, R OBP: 0.118, SLG: 0.118 (1, 1)		0-3 K		0-0 F3			0-3 K			2	0	0	0	0	1	3
Barney Schultz, R (7, 1)										0	0	0	0	0	0	0
Lindy McDaniel, R (7, 1)										1	0	0	0	0	1	0


Inning Stats	R: 1	H: 1	E: 1	K: 1	S: 6	LOB: 0	BB: 0	P: 6	R: 0	H: 2	E: 0	K: 1	S: 7	LOB: 2	BB: 0	P: 7	R: 3	H: 4	E: 0	K: 0	S: 6	LOB: 0	BB: 0	P: 6	R: 0	H: 1	E: 0	K: 0	S: 4	LOB: 1	BB: 0	P: 4	R: 0	H: 1	E: 0	K: 1	S: 5	LOB: 1	BB: 1	P: 9	R: 1	H: 2	E: 0	K: 2	S: 9	LOB: 1	BB: 0	P: 9	R: 0	H: 1	E: 0	K: 1	S: 5	LOB: 0	BB: 0	P: 5
PITCHER	IP	WLS	BF	H	R	ER	SO	BB	IBB	HBP	BLK	WP	HR	S	P	ERA	WHIP																																							
Jack Sanford, R ERA: 2.76 (1, 1)	7.0	L	31	12	5	4	5	0	1	0	0	1	0	40	44	5.14	1.714																																							
Bobby Bolin, R ERA: 2.31 (8, 1)	1.0		3	1	0	0	1	0	0	0	0	0	0	5	5	0.00	1.000																																							

**BOTTOM**

**San Francisco Giants @ Chicago Cubs**  
 Wrigley Field, Chicago, IL  
 Wed Jun 05 1963, 3:38 AM CDT  
 Att. 19,710 - Sunny

livebaseballscorecards.com

AB	33
R	5
H	13
RBI	4
BB	1
SO	6
LOB	15



1B:	9	SF:	0	WP:	1	PA:	34
2B:	4	SAC:	0	PB:	0		
3B:	1	DP:	2	SB:	1		
HR:	0	HBP:	0	CS:	0		

Batter	1	2	3	4	5	6	7	8	9	10	AB R H RBI BB SO LOB	TOP
<b>Chuck Hiller, L</b> (1, 4) <small>OBP: 0.179, SLG: 0.136</small>											5 1 2 0 0 0 2	<b>San Francisco Giants @ Chicago Cubs</b> Wrigley Field, Chicago, IL Thu Jun 06 1963, 3:33 AM CDT Att. 11,240 - Unknown
<b>Willie Mays, R</b> (1, 8) <small>OBP: 0.348, SLG: 0.468</small>										5 1 3 1 0 0 0		
<b>Willie McCovey, L</b> (1, 7) <small>OBP: 0.370, SLG: 0.506</small> <b>Matty Alou, L</b> (8, 7) <small>OBP: 0.227, SLG: 0.227</small>										4 0 0 0 0 1 2 0 0 0 0 0 0 0		
<b>Orlando Cepeda, R</b> (1, 3) <small>OBP: 0.374, SLG: 0.351</small>										3 0 0 0 1 0 1		
<b>Ed Bailey, L</b> (1, 2) <small>OBP: 0.407, SLG: 0.635</small>										5 0 2 1 0 2 5		
<b>Felipe Alou, R</b> (1, 9) <small>OBP: 0.341, SLG: 0.544</small>										4 0 0 0 0 2 4		
<b>Jim Davenport, R</b> (1, 5) <small>OBP: 0.293, SLG: 0.355</small>										4 0 1 0 0 1 0		
<b>Jose Pagan, R</b> (1, 6) <small>OBP: 0.256, SLG: 0.262</small>										4 0 2 0 0 0 1		
<b>Juan Marichal, R</b> (1, 1) <small>OBP: 0.167, SLG: 0.171</small> <b>Billy Pierce, L</b> (10, 1)										3 0 0 0 0 2 1 0 0 0 0 0 0 0		
<b>Inning Stats</b>	R: 1 H: 2 E: 0 LOB: 2 K: 1 BB: 0 S: 7 P: 8	R: 0 H: 1 E: 0 LOB: 1 K: 0 BB: 0 S: 4 P: 4	R: 0 H: 0 E: 0 LOB: 0 K: 1 BB: 0 S: 5 P: 5	R: 0 H: 1 E: 0 LOB: 1 K: 1 BB: 0 S: 6 P: 6	R: 0 H: 0 E: 0 LOB: 0 K: 0 BB: 0 S: 3 P: 3	R: 0 H: 1 E: 0 LOB: 1 K: 0 BB: 0 S: 4 P: 4	R: 0 H: 1 E: 0 LOB: 1 K: 1 BB: 0 S: 6 P: 6	R: 1 H: 2 E: 0 LOB: 1 K: 1 BB: 0 S: 7 P: 7	R: 0 H: 0 E: 0 LOB: 0 K: 2 BB: 0 S: 7 P: 7	R: 0 H: 2 E: 0 LOB: 2 K: 1 BB: 1 S: 6 P: 10	1B: 8 SF: 0 2B: 2 SAC: 2 3B: 0 DP: 0 HR: 0 HBP: 1	
<b>PITCHER</b> <b>Larry Jackson, R</b> (1, 1) <small>ERA: 2.05</small> <b>Barney Schultz, R</b> (9, 1) <small>ERA: 3.38</small> <b>Lindy McDaniel, R</b> (10, 1) <small>ERA: 1.71</small>	IP WLS BF H R ER SO BB IBB HBP BLK WP HR S P ERA WHIP											
	8.0 0 33 8 2 2 5 0 0 1 0 0 0 0 42 43 2.25 1.000											
	1.1 0 7 2 0 0 2 0 1 0 0 0 0 10 14 0.00 1.500											
	0.2 W 1 0 0 0 1 0 0 0 0 0 0 0 3 3 0.00 0.000											

livebaseballscorecards.com

AB	37
R	2
H	10
RBI	2
BB	1
SO	8
LOB	16



Batter	1	2	3	4	5	6	7	8	9	10
Lou Brock, L (1, 9) OBP: 0.315, SLG: 0.414	0-3 K		0-3 K		0-0 F8			0-3 K		
Ken Hubbs, R (1, 4) OBP: 0.320, SLG: 0.427	0-0 6-3		0-3 K		0-0 6-3			0-0 HR 2B		
Billy Williams, L (1, 7) OBP: 0.389, SLG: 0.505	0-0 1B		4-0 FC6-4 BB			0-3 K		0-0 2-H HR		
Ron Santo, R (1, 5) OBP: 0.329, SLG: 0.467	0-0 1-3 1B		0-0 FC6-4 1-2f			0-0 P3		4-0 BB		
14 Ernie Banks, R (1, 3) OBP: 0.266, SLG: 0.424	0-0 F8			0-0 F8		0-0 P6		0-0 F8		
Andre Rodgers, R (1, 6) OBP: 0.303, SLG: 0.282		0-0 F8		0-3 K			0-0 F4		0-3 K	
Don Landrum, L (1, 8) OBP: 0.257, SLG: 0.223		0-0 3-1		0-0 1B			0-0 6-3		0-0 1-3	
Dick Bertell, R (1, 2) OBP: 0.298, SLG: 0.266		0-0 FC6-4 1B		0-0 F8			0-0 4-3		0-0 F8	
Larry Jackson, R (1, 1) OBP: 0.235, SLG: 0.250		0-0 FC6-4			0-0 P4			0-0 F7		
Bob Will, L (8, PH) OBP: 0.190, SLG: 0.150										
Barney Schultz, R (9, 1)										
Lindy McDaniel, R (10, 1) OBP: 0.200, SLG: 0.800										HR


AB	R	H	RBI	BB	SO	LOB
4	0	0	0	0	3	0
4	1	1	0	0	1	0
3	1	2	2	1	1	0
3	0	1	0	1	0	1
4	0	0	0	0	0	3
4	0	0	0	0	2	0
4	0	1	0	0	0	0
4	0	1	0	0	0	1
2	0	0	0	0	0	1
1	0	0	0	0	0	0
0	0	0	0	0	0	0
1	1	1	1	1	0	0

**BOTTOM**

**San Francisco Giants @ Chicago Cubs**  
Wrigley Field, Chicago, IL  
Thu Jun 06 1963, 3:33 AM CDT  
Att: 11,240 - Unknown

livebaseballscorecards.com

<b>AB</b>	<b>34</b>
<b>R</b>	<b>3</b>
<b>H</b>	<b>7</b>
<b>RBI</b>	<b>3</b>
<b>BB</b>	<b>2</b>
<b>SO</b>	<b>7</b>
<b>LOB</b>	<b>6</b>



Inning Stats	R: 0	H: 2	E: 0	K: 1	S: 7	P: 7	R: 0	H: 1	E: 0	K: 0	S: 4	P: 4	R: 0	H: 0	E: 0	K: 2	S: 7	P: 11	R: 0	H: 1	E: 0	K: 1	S: 6	P: 6	R: 0	H: 0	E: 0	K: 0	S: 3	P: 3	R: 0	H: 0	E: 0	K: 1	S: 5	P: 5	R: 0	H: 0	E: 0	K: 0	S: 3	P: 3	R: 2	H: 2	E: 0	K: 1	S: 7	P: 11	R: 0	H: 0	E: 0	K: 1	S: 5	P: 5	R: 1	H: 1	E: 0	K: 0	S: 1	P: 1	1B: 4	SF: 0	2B: 1	SAC: 0	3B: 0	DP: 0	HR: 2	HBP: 0	WP: 0	PA: 36
<b>PITCHER</b>	<b>IP</b>	<b>WLS</b>	<b>BF</b>	<b>H</b>	<b>R</b>	<b>ER</b>	<b>SO</b>	<b>BB</b>	<b>IBB</b>	<b>HBP</b>	<b>BLK</b>	<b>WP</b>	<b>HR</b>	<b>S</b>	<b>P</b>	<b>ERA</b>	<b>WHIP</b>																																																					
Juan Marichal, R (1, 1) ERA: 2.98	9.0		35	6	2	2	7	2	0	0	0	0	1	47	55	2.00	0.889																																																					
Billy Pierce, L (10, 1) ERA: 3.38	0.0	L	1	1	1	1	0	0	0	0	0	0	1	1	1	∞	∞																																																					

Batter	1	2	3	4	5	6	7	8	9	10	AB R H RBI BB SO LOB	TOP														
Harvey Kuenn, R (1, 7) OBP: 0.271, SLG: 0.317	0-0 F9		0-0 P5			0-0 1-3		0-0 P4			4 0 0 0 0 0 1	<b>San Francisco Giants @ Houston Colt 45's</b> Colt Stadium, Houston, TX Fri Jun 07 1963, 8:05 PM EDT Att: 17,014 - Unknown - 83 F <a href="http://livebaseballscorecards.com">livebaseballscorecards.com</a>														
Matty Alou, L (1, 9) OBP: 0.200, SLG: 0.200 Felipe Alou, R (8, PH) OBP: 0.339, SLG: 0.541	0-0 6-3		0-0 P6			0-0 F8		0-0 6-3			3 0 0 0 0 0 1 1 0 0 0 0 0 0															
Willie Mays, R (1, 8) OBP: 0.346, SLG: 0.463	0-0 F6		0-3 K			0-0 1B		0-3 K			4 0 1 0 0 2 1															
Willie McCovey, L (1, 3) OBP: 0.372, SLG: 0.506		0-0 1B WP 1B		0-0 F7		0-0 F2		0-0 P2-6 1B			4 1 2 0 0 0 1															
Tom Haller, L (1, 2) OBP: 0.295, SLG: 0.376		0-0 1B 1-3 1B		0-0 F3		0-0 SH1-4 2B		0-0 P2-6 1-2f			4 0 2 0 0 0 1															
Chuck Hiller, L (1, 4) OBP: 0.186, SLG: 0.144 Joey Amalfitano, R (10, PH) OBP: 0.269, SLG: 0.240		0-0 F8-2-6 1B 2-3 3-H		0-0 F9		0-0 SH1-4 2-3		0-0 1-3			2 0 1 1 0 0 0 1 0 0 0 0 0 0															
Jim Davenport, R (1, 5) OBP: 0.287, SLG: 0.348		0-0 F8-2-6 1-2		0-0 F7		0-0 F2		0-0 5-3			4 0 0 0 0 0 3															
Jose Pagan, R (1, 6) OBP: 0.251, SLG: 0.256		0-0 F6		0-0 E3 L3-4		0-0 6-3		0-0 F9			4 0 0 0 0 0 2															
Bobby Bolin, R (1, 1) OBP: 0.444, SLG: 0.167 Gaylord Perry, R (10, 1)		4-0 BB BB BB		0-0 L3-4 1-2		0-3 K					2 0 0 0 1 1 1 0 0 0 0 0 0 0															
<b>Inning Stats</b>	R: 0 E: 0 K: 0 S: 3	H: 0 LOB: 0 BB: 0 P: 3	R: 1 E: 0 K: 0 S: 5	H: 3 LOB: 1 BB: 0 P: 5	R: 0 E: 0 K: 1 S: 5	H: 0 LOB: 1 BB: 1 P: 9	R: 0 E: 0 K: 0 S: 3	H: 0 LOB: 0 BB: 0 P: 3	R: 0 E: 1 K: 0 S: 3	H: 0 LOB: 0 BB: 0 P: 3	R: 0 E: 0 K: 0 S: 4		H: 1 LOB: 1 BB: 0 P: 4	R: 0 E: 0 K: 0 S: 4	H: 1 LOB: 1 BB: 0 P: 4	R: 0 E: 0 K: 1 S: 5	H: 0 LOB: 0 BB: 0 P: 5	R: 0 E: 0 K: 1 S: 5	H: 1 LOB: 0 BB: 0 P: 5	R: 0 E: 0 K: 0 S: 3	H: 0 LOB: 0 BB: 0 P: 3	1B: 5 2B: 4 3B: 0 HR: 0	SF: 0 SAC: 1 DP: 3 HBP: 0	WP: 1 PB: 0 SB: 0 CS: 0	PA: 35	
<b>PITCHER</b>	IP WLS BF H R ER SO BB IBB HBP BLK WP HR S P ERA WHIP	IP WLS BF H R ER SO BB IBB HBP BLK WP HR S P ERA WHIP	IP WLS BF H R ER SO BB IBB HBP BLK WP HR S P ERA WHIP	IP WLS BF H R ER SO BB IBB HBP BLK WP HR S P ERA WHIP	IP WLS BF H R ER SO BB IBB HBP BLK WP HR S P ERA WHIP	IP WLS BF H R ER SO BB IBB HBP BLK WP HR S P ERA WHIP	IP WLS BF H R ER SO BB IBB HBP BLK WP HR S P ERA WHIP	IP WLS BF H R ER SO BB IBB HBP BLK WP HR S P ERA WHIP	IP WLS BF H R ER SO BB IBB HBP BLK WP HR S P ERA WHIP	IP WLS BF H R ER SO BB IBB HBP BLK WP HR S P ERA WHIP	IP WLS BF H R ER SO BB IBB HBP BLK WP HR S P ERA WHIP	IP WLS BF H R ER SO BB IBB HBP BLK WP HR S P ERA WHIP	IP WLS BF H R ER SO BB IBB HBP BLK WP HR S P ERA WHIP	IP WLS BF H R ER SO BB IBB HBP BLK WP HR S P ERA WHIP	IP WLS BF H R ER SO BB IBB HBP BLK WP HR S P ERA WHIP	IP WLS BF H R ER SO BB IBB HBP BLK WP HR S P ERA WHIP	IP WLS BF H R ER SO BB IBB HBP BLK WP HR S P ERA WHIP	IP WLS BF H R ER SO BB IBB HBP BLK WP HR S P ERA WHIP	IP WLS BF H R ER SO BB IBB HBP BLK WP HR S P ERA WHIP	IP WLS BF H R ER SO BB IBB HBP BLK WP HR S P ERA WHIP	IP WLS BF H R ER SO BB IBB HBP BLK WP HR S P ERA WHIP	IP WLS BF H R ER SO BB IBB HBP BLK WP HR S P ERA WHIP	IP WLS BF H R ER SO BB IBB HBP BLK WP HR S P ERA WHIP	IP WLS BF H R ER SO BB IBB HBP BLK WP HR S P ERA WHIP	IP WLS BF H R ER SO BB IBB HBP BLK WP HR S P ERA WHIP	IP WLS BF H R ER SO BB IBB HBP BLK WP HR S P ERA WHIP
Don Nottebart, R (1, 1) ERA: 3.12	7.0																									
Hal Woodeshick, L (8, 1) ERA: 0.79	3.0	W	9	1	0	0	2	0	0	0	0	0														



Batter	1	2	3	4	5	6	7	8	9	10	AB	R	H	RBI	BB	SO	LOB	BOTTOM									
<b>Ernie Fazio, R</b> OBP: 0.282, SLG: 0.269 (1.4)	4-0 BB		4-0 BB		0-0 F4		0-0 P6			0-0 SH3-4 1B	3	1	1	0	2	0	1	<b>San Francisco Giants @ Houston Colt 45's</b> Colt Stadium, Houston, TX Fri Jun 07 1963, 8:05 PM EDT Att. 17,014 - Unknown - 83 F <a href="http://livebaseballscorecards.com">livebaseballscorecards.com</a>									
<b>Al Spangler, L</b> OBP: 0.319, SLG: 0.321 (1.7)	0-3 K		0-0 F7		0-0 F9			0-0 F6		0-0 SH3-4 1-2	4	0	0	0	0	1	3										
<b>Bob Aspromonte, R</b> OBP: 0.272, SLG: 0.288 (1.5)	0-0 F8		0-0 F7			0-0 F9		0-0 6-3		0-0 4-3 2-3	5	0	0	0	0	0	4										
<b>Carl Warwick, R</b> OBP: 0.411, SLG: 0.480 (1.9)	0-0 5-3			4-0 FC1-5 1B BB		4-0 WP BB		0-3 K		0-0 1B 3-H	3	0	1	1	2	1	1										
<b>Rusty Staub, L</b> OBP: 0.327, SLG: 0.370 (1.3)		0-0 F8		0-0 FC1-5 1B		0-0 F8			0-0 HR		4	1	2	1	0	0	1										
<b>Howie Goss, R</b> OBP: 0.270, SLG: 0.387 (1.8)		0-0 F8		0-0 FC1-5 1-2 2-3f		0-0 5-3			0-3 K		4	0	0	0	0	1	3										
<b>Bob Lillis, R</b> OBP: 0.247, SLG: 0.249 (1.6)		0-0 P3		0-0 F8			0-0 SH1-4 1B		0-0 F7		2	0	0	0	0	0	2										
<b>Brock Davis, L</b> OBP: 0.316, SLG: 0.353 (7. PH)											1	0	1	0	0	0	0										
<b>J C Hartman, R</b> OBP: 0.174, SLG: 0.152 (8.6)											1	0	0	0	0	0	0										
<b>Jim Campbell, R</b> OBP: 0.276, SLG: 0.284 (1.2)			0-0 FC3-6 1B		0-0 P5		0-0 SH1-4 1-2		0-0 1B		3	0	2	0	0	0	2										
<b>Don Nottebart, R</b> OBP: 0.107, SLG: 0.074 (1.1)			0-0 FC3-6 1-2f BB		0-3 K		0-0 6-3		0-3 K		2	0	0	0	0	1	1										
<b>Pete Runnels, L</b> OBP: 0.281, SLG: 0.247 (7. PH)											1	0	0	0	0	0	1										
<b>Hal Woodeshick, R</b> OBP: 0.200, SLG: 0.200 (8.1)											1	0	0	0	0	1	1										
<b>Inning Stats</b>	R: 0 E: 0 K: 1 S: 5	H: 0 LOB: 1 BB: 1 P: 9	R: 0 E: 0 K: 0 S: 3	H: 0 LOB: 0 BB: 0 P: 3	R: 0 E: 0 K: 0 S: 4	H: 1 LOB: 2 BB: 1 P: 8	R: 0 E: 0 K: 0 S: 4	H: 1 LOB: 2 BB: 1 P: 8	R: 0 E: 0 K: 1 S: 5	H: 0 LOB: 0 BB: 0 P: 5	R: 0 E: 0 K: 0 S: 3	H: 0 LOB: 1 BB: 1 P: 7	R: 0 E: 0 K: 0 S: 4	H: 1 LOB: 1 BB: 0 P: 4	R: 0 E: 0 K: 1 S: 5	H: 0 LOB: 0 BB: 0 P: 5	R: 1 E: 0 K: 2 S: 9	H: 2 LOB: 1 BB: 0 P: 9	R: 1 E: 0 K: 0 S: 4	H: 2 LOB: 1 BB: 0 P: 4	1B: 6 2B: 0 3B: 0 HR: 1	SF: 0 SAC: 2 DP: 0 HBP: 0	WP: 1 PB: 0 SB: 0 CS: 0	PA: 40			
<b>PITCHER</b>	IP	WLS	BF	H	R	ER	SO	BB	IBB	HBP	BLK	WP	HR	S	P	ERA	WHIP										
<b>Bobby Bolin, R</b> ERA: 1.95 (1.1)	9.0		36	5	1	1	5	4	0	0	0	1	1	42	58	1.00	1.000										
<b>Gaylord Perry, R</b> ERA: 2.59 (10.1)	0.2	L	4	2	1	1	0	0	0	0	0	0	0	4	4	13.50	3.000										

**San Francisco Giants @ Houston Colt 45's**  
 Colt Stadium, Houston, TX  
 Fri Jun 07 1963, 8:05 PM EDT  
 Att. 17,014 - Unknown - 83 F

<b>AB</b>	34
<b>R</b>	2
<b>H</b>	7
<b>RBI</b>	2
<b>BB</b>	4
<b>SO</b>	5
<b>LOB</b>	20



Batter	1	2	3	4	5	6	7	8	9	AB R H RBI BB SO LOB	TOP	
Harvey Kuenn, R (1, 7) OBP: 0.258, SLG: 0.302	0-0 6-3		0-0 5-3			0-0 F3		0-0 F8		4 0 0 0 0 0 0		
Chuck Hiller, L (1, 4) OBP: 0.188, SLG: 0.149	0-0 PB 1B			0-0 4-3		0-0 F7		0-0 6-3		4 0 1 0 0 0 0		
Willie Mays, R (1, 8) OBP: 0.345, SLG: 0.457	0-0 5-3 1-2			0-0 P3		0-0 F7			4-0 FC3-5 E BB	3 0 0 0 1 0 1		
Willie McCovey, L (1, 3) OBP: 0.375, SLG: 0.500	0-0 F8			0-0 G3			4-0 1B BB		4-0 FC3-5 BB	2 0 0 0 2 0 1		
Felipe Alou, R (1, 9) OBP: 0.339, SLG: 0.538 Matty Alou, L (9, PH) OBP: 0.192, SLG: 0.192		0-0 P3			0-0 1B 1B		0-0 F7		0-0 FC3-5 G6-4-3	3 1 1 0 0 0 1 1 0 0 0 0 0 2		
Tom Haller, L (1, 2) OBP: 0.296, SLG: 0.375 Orlando Cepeda, R (9, PH) OBP: 0.373, SLG: 0.549		0-0 G3			0-0 CS 1B 1B		0-0 F9		0-0 G6-4-3	3 0 1 0 0 0 1 1 0 0 0 0 0 2		
Jim Davenport, R (1, 5) OBP: 0.283, SLG: 0.353		0-0 F7			0-0 1-2 3-H 1B		0-0 FC4 1B			3 0 2 1 0 0 0		
Jose Pagan, R (1, 6) OBP: 0.248, SLG: 0.253			0-0 F7		0-0 K		0-0 FC4			3 0 0 0 0 1 4		
Billy O'Dell, S (1, 1) OBP: 0.121, SLG: 0.121 Don Larsen, R (8, 1)			0-0 5-3		0-0 F7			0-0 F7		3 0 0 0 0 0 1 0 0 0 0 0 0 0		
<b>Inning Stats</b>	R: 0 H: 1 E: 0 LOB: 1 K: 0 BB: 0 S: 4 P: 4	R: 0 H: 0 E: 0 LOB: 0 K: 0 BB: 0 S: 3 P: 3	R: 0 H: 0 E: 0 LOB: 0 K: 0 BB: 0 S: 3 P: 3	R: 0 H: 0 E: 0 LOB: 0 K: 0 BB: 0 S: 3 P: 3	R: 1 H: 3 E: 0 LOB: 1 K: 1 BB: 0 S: 7 P: 7	R: 0 H: 0 E: 0 LOB: 0 K: 0 BB: 0 S: 3 P: 3	R: 0 H: 1 E: 0 LOB: 2 K: 0 BB: 1 S: 4 P: 8	R: 0 H: 0 E: 0 LOB: 0 K: 0 BB: 0 S: 3 P: 3	R: 0 H: 0 E: 1 LOB: 1 K: 0 BB: 2 S: 2 P: 10	1B: 5 SF: 0 2B: 0 SAC: 0 3B: 0 DP: 1 HR: 0 HBP: 0	WP: 0 PA: 33 PB: 1 SB: 0 CS: 1	
<b>PITCHER</b> Bob Bruce, R (1, 1) ERA: 3.32 Hal Woodeshick, L (9, 1) ERA: 0.77	IP WLS BF H R ER SO BB IBB HBP BLK WP HR S P ERA WHIP											<b>PITCHER</b> IP WLS BF H R ER SO BB IBB HBP BLK WP HR S P ERA WHIP

San Francisco Giants @ Houston Colt 45's  
Colt Stadium, Houston, TX  
Sat Jun 08 1963, 8:05 PM EDT  
Att. 19,134 - Unknown - 83 F

AB	30
R	1
H	5
RBI	1
BB	3
SO	1
LOB	13



livebaseballscorecards.com



Batter	1	2	3	4	5	6	7	8	9	AB	R	H	RBI	BB	SO	LOB
<b>Ernie Fazio, R</b> OBP: 0.280, SLG: 0.257 (1, 4)	0-0 F7		0-0 E5			0-0 P6		4-0 SH3-4 1B BB		3	1	0	0	1	0	0
<b>Al Spangler, L</b> OBP: 0.319, SLG: 0.321 (1, 7)	0-0 P4		0-0 F8			0-0 FC5-4 1B		0-0 SH3-4 1-2		3	0	1	0	0	0	1
<b>Bob Aspromonte, R</b> OBP: 0.266, SLG: 0.281 (1, 5)	0-0 F9				0-0 6-3	0-0 FC5-4 BB 1-2f		0-0 F7		4	0	0	0	0	0	2
<b>Carl Warwick, R</b> OBP: 0.413, SLG: 0.474 (1, 9)		0-0 5-3		0-0 5-3		4-0 1-2 BB		4-0 1B IBB		2	0	0	0	2	0	0
<b>Rusty Staub, L</b> OBP: 0.331, SLG: 0.369 (1, 3)		0-0 F5		4-0 BB		0-0 4-3		0-0 1-3 2-H 1B		3	0	1	1	1	0	2
<b>Howie Goss, R</b> OBP: 0.274, SLG: 0.394 (1, 8)		0-0 1B		0-0 L7			0-0 1B G4-3-6 2B	0-3 K		4	1	2	0	0	1	3
<b>John Bateman, R</b> OBP: 0.238, SLG: 0.353 (1, 2)		0-0 F2			0-0 P6		0-0 G4-3-6 1B			3	0	1	0	0	0	1
<b>J C Hartman, R</b> OBP: 0.167, SLG: 0.145 (1, 6)			0-0 L9		0-0 L5		0-0 G4-3-6 1-2f 3-H			3	0	0	0	0	0	1
<b>Bob Bruce, R</b> OBP: 0.103, SLG: 0.037 <b>Hal Woodeshick, R</b> OBP: 0.200, SLG: 0.200 (1, 1) (9, 1)			0-0 3-1		0-0 6-3		0-0 F9			3	0	0	0	0	0	0

Inning Stats	R: 0	H: 0	E: 0	K: 0	S: 3	R: 0	H: 1	E: 0	K: 0	S: 4	R: 0	H: 0	E: 1	K: 0	S: 4	R: 0	H: 0	E: 0	K: 0	S: 3	R: 0	H: 1	E: 0	K: 0	S: 4	R: 1	H: 2	E: 0	K: 0	S: 4	R: 1	H: 1	E: 0	K: 1	S: 6
	0	0	0	0	3	0	1	0	0	4	0	0	1	0	7	0	0	0	0	3	0	0	1	0	0	0	0	2	0	4	1	1	0	2	14
<b>PITCHER</b>	IP	WLS	BF	H	R	ER	SO	BB	IBB	HBP	BLK	WP	HR	S	P	ERA	WHIP																		
<b>Billy O'Dell, L</b> ERA: 3.0 <b>Don Larsen, R</b> ERA: 2.3	(1, 1) (8, 1)	7.2 0.1	L 1	32 0	5 0	2 0	0 1	0 0	3 0	1 0	0 0	0 0	0 0	28 3	44 3	2.35 0.00	1.043 0.000																		


**BOTTOM**

**San Francisco Giants @ Houston Colt 45's**  
Colt Stadium, Houston, TX

Sat Jun 08 1963, 8:05 PM EDT  
Att: 19,134 - Unknown - 83 F

livebaseballscorecards.com

<b>AB</b>	<b>28</b>
<b>R</b>	<b>2</b>
<b>H</b>	<b>5</b>
<b>RBI</b>	<b>1</b>
<b>BB</b>	<b>4</b>
<b>SO</b>	<b>1</b>
<b>LOB</b>	<b>10</b>



1B: 4	SF: 0	WP: 0	PA: 33
2B: 1	SAC: 1	PB: 0	
3B: 0	DP: 1	SB: 0	
HR: 0	HBP: 0	CS: 0	

Batter	1	2	3	4	5	6	7	8	9	AB R H RBI BB SO LOB	TOP																	
<b>Felipe Alou, R</b> (1, 9) OBP: 0.333, SLG: 0.528	0-3 K		0-0 5-3			0-0 P5			0-3 K	4 0 0 0 0 2 0	<b>San Francisco Giants @ Houston Colt 45's</b> Colt Stadium, Houston, TX Sun Jun 09 1963, 8:05 PM EDT Att. 17,437 - Unknown - 83 F <a href="http://livebaseballscorecards.com">livebaseballscorecards.com</a>																	
<b>Chuck Hiller, L</b> (1, 4) OBP: 0.190, SLG: 0.153	0-0 F8		0-0			0-0 4-3			0-0 P6	4 0 1 0 0 0 0																		
<b>Willie McCovey, L</b> (1, 7) OBP: 0.373, SLG: 0.494	0-0 1B		0-3 K			0-3 K			0-0 F5	4 0 1 0 0 2 1																		
<b>Willie Mays, R</b> (1, 8) OBP: 0.344, SLG: 0.455	0-0 P4				0-0 CS 1B				0-0 F7	3 0 1 0 0 0 1																		
<b>Orlando Cepeda, R</b> (1, 3) OBP: 0.372, SLG: 0.545					0-3 K				0-0 F7	3 0 1 0 0 1 1																		
<b>Tom Haller, L</b> (1, 2) OBP: 0.297, SLG: 0.367					0-0 F7				0-3 K	2 0 0 0 1 1 0																		
<b>Jim Davenport, R</b> (1, 5) OBP: 0.288, SLG: 0.347					0-3 K				0-0 F7	3 0 0 0 0 2 2																		
<b>Ernie Bowman, R</b> (1, 6) OBP: 0.200, SLG: 0.300 <b>Matty Alou, L</b> (8, PH) OBP: 0.185, SLG: 0.185 <b>Jose Pagan, R</b> (8, 6) OBP: 0.248, SLG: 0.253									0-0 4-3	2 0 0 0 0 0 2 1 0 0 0 0 0 0 0 0 0 0 0 0 0																		
<b>Jack Sanford, R</b> (1, 1) OBP: 0.238, SLG: 0.243 <b>Ed Bailey, L</b> (8, PH) OBP: 0.403, SLG: 0.629 <b>Jim Duffalo, R</b> (8, 1)			0-0 6-3			0-0 F8			0-0 P4	2 0 0 0 0 0 0 1 0 0 0 0 0 0 0 0 0 0 0 0 0																		
<b>Inning Stats</b>	R: 0 E: 0 K: 1 S: 6	H: 1 LOB: 1 BB: 0 P: 6	R: 0 E: 0 K: 1 S: 5	H: 1 LOB: 1 BB: 1 P: 9	R: 0 E: 0 K: 1 S: 6	H: 1 LOB: 1 BB: 0 P: 6	R: 0 E: 0 K: 1 S: 5	H: 1 LOB: 0 BB: 0 P: 5	R: 0 E: 0 K: 1 S: 5	H: 0 LOB: 0 BB: 0 P: 5	R: 0 E: 0 K: 1 S: 5	H: 0 LOB: 0 BB: 0 P: 5	R: 0 E: 0 K: 1 S: 3	H: 0 LOB: 0 BB: 0 P: 3	R: 0 E: 0 K: 1 S: 5	H: 0 LOB: 0 BB: 0 P: 5	1B: 4 2B: 0 3B: 0 HR: 0	SF: 0 SAC: 0 DP: 0 HBP: 0	WP: 0 PB: 0 SB: 0 CS: 2	PA: 30								
<b>PITCHER</b>	IP WLS BF H R ER SO BB IBB HBP BLK WP HR S P ERA WHIP																											
<b>Turk Farrell, R</b> (1, 1) ERA: 2.63 <b>Hal Brown, R</b> (3, 1) ERA: 3.54	2.2 6.1	WLS W	BF 19	H 1	R 0	ER 0	SO 6	BB 0	IBB 0	HBP 0	BLK 0	WP 0	HR 0	S 31	P 31	ERA 0.00	WHIP 0.158											



Batter	1	2	3	4	5	6	7	8	9	AB	R	H	RBI	BB	SO	LOB
--------	---	---	---	---	---	---	---	---	---	----	---	---	-----	----	----	-----

Ernie Fazio, R OBP: 0.291, SLG: 0.260 (1, 4)	0-0 F7 BB	4-0 1-2 BB			0-0 CS 1B		0-0 F8			3	0	1	0	1	0	0
Al Spangler, L OBP: 0.317, SLG: 0.316 (1, 7)	4-0 PB 1B BB	0-0 F9			0-0 F8 1-2		0-0 F7			3	1	0	0	1	0	4
Bob Aspromonte, R OBP: 0.260, SLG: 0.274 (1, 5)	0-0 P3		0-0 4-3			0-0 P6		0-0 6-3		4	0	0	0	0	0	1
Carl Warwick, R OBP: 0.421, SLG: 0.477 (1, 9)	0-0 1-H 1B		0-0 G6-4-3 1B			4-0 1B BB		0-0 4-3		3	1	2	1	1	0	0
Rusty Staub, L OBP: 0.335, SLG: 0.373 (1, 3)	0-0 5-3		0-0 G6-4-3 1-2f			0-0 1B 1B		0-0 2B 1B		4	1	2	0	0	0	2
Howie Goss, R OBP: 0.274, SLG: 0.396 (1, 8)		0-0 6-3		0-3 K		0-3 K		0-0 1-H 2B		4	0	1	1	0	2	2
John Bateman, R OBP: 0.246, SLG: 0.352 (1, 2)		4-0 1B BB		0-0 F8		0-0 1-2 2-H 1B		0-0 F2		3	0	1	1	1	0	1
J C Hartman, R OBP: 0.173, SLG: 0.153 (1, 6)		0-0 BB 1-3 1B		0-0 F9		0-0 5-3				3	0	1	0	0	0	2
Turk Farrell, R OBP: 0.222, SLG: 0.167 Hal Brown, R (3, 1)		0-3 K		0-3 K			0-0 3-1			1	0	0	0	0	1	2
										2	0	0	0	0	1	0

Inning Stats	R: 1	H: 1	E: 0	LOB: 1	K: 0	P: 8	R: 0	H: 1	E: 0	LOB: 3	K: 1	P: 14	R: 0	H: 1	E: 0	LOB: 0	K: 0	P: 3	R: 0	H: 0	E: 0	LOB: 0	K: 1	P: 5	R: 0	H: 1	E: 0	LOB: 2	K: 1	P: 11	R: 0	H: 0	E: 0	LOB: 0	K: 0	P: 3	R: 1	H: 2	E: 0	LOB: 1	K: 0	P: 5
PITCHER	IP	WLS	BF	H	R	ER	SO	BB	IBB	HBP	BLK	WP	HR	S	P	ERA	WHIP																									
Jack Sanford, R ERA: 2.67 Jim Duffalo, R ERA: 1.77	(1, 1) (8, 1)	7.0 1.0	L 5	29 2	6 1	1 1	4 0	4 0	0 0	0 0	0 0	0 0	0 0	33 5	49 5	1.29 9.00	1.429 2.000																									

**BOTTOM**

**San Francisco Giants @ Houston Colt 45's**  
 Colt Stadium, Houston, TX  
 Sun Jun 09 1963, 8:05 PM EDT  
 Att: 17,437 - Unknown - 83 F

AB	30
R	3
H	8
RBI	3
BB	4
SO	4
LOB	14



WP: 0	PA: 34
PB: 1	
SB: 0	
CS: 1	

Batter	1	2	3	4	5	6	7	8	9	AB R H RBI BB SO LOB	TOP																									
<b>Chuck Hiller, L</b> (1, 4) <small>OBP: 0.202, SLG: 0.150</small> <b>Harvey Kuenn, R</b> (8, PH) <small>OBP: 0.267, SLG: 0.302</small> <b>Ernie Bowman, R</b> (8, PR) <small>OBP: 0.182, SLG: 0.273</small>	1-1 4-3		2-0 F7		4-2 SH1-4 1B BB		4-2 5-3 BB	4-1 FC6-4 BB	1-2 1-3 1-3	2 1 0 0 2 0 0 0 0 0 0 1 0 0 1 0 0 0 0 0 2																										
<b>Jim Davenport, R</b> (1, 5) <small>OBP: 0.288, SLG: 0.345</small>	3-3 K		1-0 1B G1-2-3 1B		1-1 SH1-4 1-3		3-2 5-3	0-0 FC6-4		4 0 1 0 0 1 4																										
<b>Willie Mays, R</b> (1, 8) <small>OBP: 0.358, SLG: 0.463</small>	1-0 HR 1B		0-0 1-3 1B		0-0 1-3 1B		4-0 1BB		4-1 1B E BB	3 2 3 1 2 0 0																										
<b>Willie McCovey, L</b> (1, 7) <small>OBP: 0.378, SLG: 0.511</small>	1-1 HR		4-0 1BB		1-3 K		1-0 F8		0-1 E6 F9 HR 1B	4 2 2 2 1 1 3																										
<b>Orlando Cepeda, R</b> (1, 3) <small>OBP: 0.369, SLG: 0.551</small>	3-2 F4		0-2 G1-2-3		1-2 5-3			2-1 HR	0-2 F9	5 1 1 1 0 0 5																										
<b>Ed Bailey, L</b> (1, 2) <small>OBP: 0.403, SLG: 0.642</small>		4-2 G6-4-3 1B BB		2-2 4-3		0-0 F6		1-3 K	0-1 HR	4 1 1 2 1 1 0																										
<b>Felipe Alou, R</b> (1, 9) <small>OBP: 0.339, SLG: 0.528</small>		0-0 G6-4-3 1B		0-0 F7		0-2 F2		1-0 BB 1B	4-1 1B BB	4 0 2 0 1 0 0																										
<b>Jose Pagan, R</b> (1, 6) <small>OBP: 0.256, SLG: 0.257</small>		0-2 G6-4-3		3-1 FC5-4 HBP		1-1 6-3		2-0 BB 1B	1-2 1-3 1B	4 0 2 0 0 0 2																										
<b>Billy Pierce, L</b> (1, 1) <b>Don Larsen, R</b> (6, 1)		2-2 F7		0-0 FC5-4			2-1 6-3	2-2 F3	1-3 K	2 0 0 0 0 0 2 3 0 0 0 0 1 4																										
<b>Inning Stats</b>	R: 2 E: 0 K: 1 S: 12	H: 2 LOB: 0 BB: 0 P: 21	R: 0 E: 0 K: 0 S: 12	H: 1 LOB: 1 BB: 1 P: 18	R: 0 E: 0 K: 0 S: 6	H: 2 LOB: 2 BB: 1 P: 13	R: 0 E: 0 K: 0 S: 6	H: 0 LOB: 1 BB: 0 P: 11	R: 1 E: 0 K: 1 S: 11	H: 1 LOB: 1 BB: 1 P: 18	R: 0 E: 0 K: 0 S: 6	H: 0 LOB: 0 BB: 0 P: 7	R: 0 E: 0 K: 0 S: 8	H: 0 LOB: 2 BB: 2 P: 22	R: 1 E: 0 K: 1 S: 13	H: 3 LOB: 3 BB: 1 P: 25	R: 3 E: 1 K: 1 S: 18	H: 3 LOB: 2 BB: 2 P: 29	1B: 9 2B: 0 3B: 0 HR: 3	SF: 0 SAC: 1 DP: 2 HBP: 1	WP: 0 PB: 0 SB: 1 CS: 0	PA: 46														
<b>PITCHER</b>	IP WLS BF H R ER SO BB IBB HBP BLK WP HR S P ERA WHIP																																			
<b>Bob Miller, R</b> (1, 1) <small>ERA: 3.12</small>	6.0		26	6	3	3	2	2	1	1	0	0	1	53	88	4.50	1.333																			
<b>Ron Perranoski, L</b> (7, 1) <small>ERA: 2.68</small>	2.0	L	12	3	1	1	1	2	1	0	0	0	1	21	47	4.50	2.500																			
<b>Pete Richert, L</b> (9, 1) <small>ERA: 6.84</small>	0.1		5	2	3	3	0	2	0	0	0	0	1	9	17	81.00	12.000																			
<b>Ed Roebuck, R</b> (9, 1) <small>ERA: 3.38</small>	0.2		3	1	0	0	1	0	0	0	0	0	0	9	12	0.00	1.500																			

San Francisco Giants @ Los Angeles Dodgers  
 Dodger Stadium, Los Angeles, CA  
 Mon Jun 10 1963, 7:05 PM PDT  
 Att: 52,993 - Unknown

livebaseballscorecards.com

AB	36
R	7
H	12
RBI	6
BB	8
SO	4
LOB	22



Batter	1	2	3	4	5	6	7	8	9	AB R H RBI BB SO LOB
<b>Maury Wills, S</b> OBP: 0.358, SLG: 0.349 (1, 5)	2-2 4-3 1B		0-0 B1-3	1-1 1-3		0-0 1-2 2-H 1B		4-0 1-2 2-3 BB		4 0 2 1 1 0 3
<b>Jim Gilliam, S</b> OBP: 0.337, SLG: 0.396 (1, 4)	3-2 4-3 1-2		2-0 F7		0-1 F9	2-0 3-1		2-3 K		5 0 0 0 0 1 6
<b>Ron Fairly, L</b> OBP: 0.352, SLG: 0.401 (1, 8) (8, 3)	1-3 K		0-3 K		4-0 BB		3-3 K		0-2 4-3	4 0 0 0 1 3 1
<b>Tommy Davis, R</b> OBP: 0.366, SLG: 0.465 (1, 7)	2-1 F9			2-1 1B 1B	1-1 F9		0-0 L3		0-1 6-3	5 1 1 0 0 0 2
<b>Frank Howard, R</b> OBP: 0.333, SLG: 0.492 (1, 9)		1-0 5-3		2-0 F9	2-3 K		2-3 K		0-2 1B	5 0 1 0 0 2 2
<b>Bill Skowron, R</b> OBP: 0.270, SLG: 0.272 (1, 3)		1-1 5-3		1-2 F7		2-3 K		0-1 B3	0-3 K	3 0 0 0 0 1 1 2 0 0 0 0 1 1
<b>Willie Davis, L</b> OBP: 0.271, SLG: 0.388 (8, 8)										
<b>John Roseboro, L</b> OBP: 0.303, SLG: 0.375 (1, 2)		1-2 3B 1B		1-0 1B BB 1B		0-0 F5		4-2 BB BB BB		3 1 2 0 1 0 0
<b>Dick Tracewski, R</b> OBP: 0.325, SLG: 0.264 (1, 6)				4-2 1B BB		0-2 1B BB 1B		2-2 F7		3 1 2 1 1 0 1
<b>Bob Miller, R</b> OBP: 0.038, SLG: 0.038 (1, 1)		1-1 4-3		2-2 1B		4-1 1B BB		4-2 BB BB		2 0 1 1 0 0 1 0 0 0 0 0 1 0 0 0 0 0 0 0 0 0 0 0 0 0 0 0 1 0 0 0 0 0 0 0 0 0 0 0 0 0 0 0 0 0 0
<b>Lee Walls, L</b> OBP: 0.273, SLG: 0.323 (6, PH)				1-2 2-3 3-H 1B						
<b>Ron Pennington, L</b> OBP: 0.100, SLG: 0.100 (7, 1)										
<b>Wally Moon, L</b> OBP: 0.371, SLG: 0.355 (8, PH)										
<b>Pete Richert, L</b> OBP: 0.286, SLG: 0.333 (9, 1)										
<b>Ed Roebuck, R</b> (9, 1)										

**BOTTOM**

**San Francisco Giants @ Los Angeles Dodgers**  
Dodger Stadium, Los Angeles, CA  
Mon Jun 10 1963, 7:05 PM PDT  
Att. 52,993 - Unknown

livebaseballscorecards.com

<b>AB</b>	<b>36</b>
<b>R</b>	<b>3</b>
<b>H</b>	<b>9</b>
<b>RBI</b>	<b>3</b>
<b>BB</b>	<b>6</b>
<b>SO</b>	<b>8</b>
<b>LOB</b>	<b>18</b>



Inning Stats	R: 0	H: 1	E: 0	K: 1	S: 11	LOB: 1	BB: 0	P: 19	R: 1	H: 2	E: 0	K: 0	S: 9	LOB: 1	BB: 0	P: 13	R: 0	H: 0	E: 0	K: 1	S: 5	LOB: 0	BB: 0	P: 7	R: 1	H: 3	E: 0	K: 0	S: 16	LOB: 3	BB: 1	P: 29	R: 0	H: 0	E: 0	K: 1	S: 8	LOB: 1	BB: 1	P: 15	R: 1	H: 2	E: 0	K: 1	S: 11	LOB: 2	BB: 1	P: 19	R: 0	H: 0	E: 0	K: 2	S: 8	LOB: 0	BB: 0	P: 13	R: 0	H: 0	E: 0	K: 1	S: 15	LOB: 3	BB: 3	P: 31	R: 0	H: 1	E: 0	K: 1	S: 12	LOB: 1	BB: 0	P: 12	1B: 8	2B: 0	3B: 1	HR: 0	SF: 0	SAC: 0	DP: 0	HBP: 0	WP: 0	PB: 0	SB: 0	CS: 0	PA: 42
--------------	------	------	------	------	-------	--------	-------	-------	------	------	------	------	------	--------	-------	-------	------	------	------	------	------	--------	-------	------	------	------	------	------	-------	--------	-------	-------	------	------	------	------	------	--------	-------	-------	------	------	------	------	-------	--------	-------	-------	------	------	------	------	------	--------	-------	-------	------	------	------	------	-------	--------	-------	-------	------	------	------	------	-------	--------	-------	-------	-------	-------	-------	-------	-------	--------	-------	--------	-------	-------	-------	-------	--------

PITCHER	IP	WLS	BF	H	R	ER	SO	BB	IBB	HBP	BLK	WP	HR	S	P	ERA	WHIP
<b>Billy Pierce, L</b> ERA: 3.58 (1, 1)	5.2		28	8	3	3	4	3	0	0	0	0	0	59	99	4.76	1.941
<b>Don Larsen, R</b> ERA: 1.89 (6, 1)	3.1	W	14	1	0	0	4	3	0	0	0	0	0	36	59	0.00	1.200

Batter	1	2	3	4	5	6	7	8	9	AB R H RBI BB SO LOB	TOP	
<b>Chuck Hiller, L</b> (1, 4) OBP: 0.214, SLG: 0.165 FC6-4 1B	0-2 FC6-4 1B		0-1 F5 1-2			0-0 SH3-4 1-2		0-1 G4-6-3 1B		3 0 2 0 0 0 1		
<b>Felipe Alou, R</b> (1, 9) OBP: 0.338, SLG: 0.523 F8	1-0 F8		2-3 K			1-2 HR 1B		1-0 G4-6-3 1-2f		4 1 1 0 0 1 2		
<b>Willie McCovey, L</b> (1, 7) OBP: 0.376, SLG: 0.522 FC6-4 1-2f	0-0 FC6-4 1-2f			2-1 F7		1-0 HR			0-0 F9	4 1 1 3 0 0 1		
<b>Willie Mays, R</b> (1, 8) OBP: 0.356, SLG: 0.456 K	1-3 K			2-1 F7		0-1 F5			4-1 BB 2-3	3 0 0 0 1 1 1		
<b>Ed Bailey, L</b> (1, 2) OBP: 0.391, SLG: 0.619 K		2-3 K		2-2 4-3		0-0 F5			0-2 2-3 1-2	4 0 0 0 0 1 1		
<b>Orlando Cepeda, R</b> (1, 3) OBP: 0.367, SLG: 0.544 1-3		1-2 1-3			0-1 6-3			0-2 F8	4-0 IBB	3 0 0 0 1 0 0		
<b>Jim Davenport, R</b> (1, 5) OBP: 0.287, SLG: 0.343 E9 1B		0-0 E9 1B			3-2 F8			0-3 K	0-1 F9	4 0 1 0 0 1 2		
<b>Jose Pagan, R</b> (1, 6) OBP: 0.252, SLG: 0.254 K		0-3 K			2-2 5-3			1-1 F6		3 0 0 0 0 1 1		
<b>Juan Marichal, R</b> (1, 1) OBP: 0.205, SLG: 0.211 CS 1B			1-2 CS 1B			0-1 HR 1B		1-2 5-3		3 1 2 0 0 0 0		
<b>Inning Stats</b>	R: 0 H: 1 E: 0 LOB: 1 K: 1 BB: 0 S: 9 P: 11	R: 0 H: 1 E: 1 LOB: 1 K: 2 BB: 0 S: 10 P: 13	R: 0 H: 1 E: 0 LOB: 0 K: 1 BB: 0 S: 10 P: 13	R: 0 H: 0 E: 0 LOB: 0 K: 0 BB: 0 S: 7 P: 13	R: 0 H: 0 E: 0 LOB: 0 K: 0 BB: 0 S: 11 P: 16	R: 3 H: 3 E: 0 LOB: 0 K: 0 BB: 0 S: 10 P: 12	R: 0 H: 0 E: 0 LOB: 0 K: 1 BB: 0 S: 8 P: 9	R: 0 H: 1 E: 0 LOB: 0 K: 0 BB: 0 S: 6 P: 8	R: 0 H: 0 E: 0 LOB: 2 K: 0 BB: 2 S: 7 P: 15	1B: 6 SF: 0 2B: 0 SAC: 1 3B: 0 DP: 1 HR: 1 HBP: 0	WP: 0 PA: 34 PB: 0 SB: 0 CS: 1	
<b>PITCHER</b> <b>Don Drysdale, R</b> (1, 1) ERA: 2.9 <b>Ron Perranoski, L</b> (9, 1) ERA: 2.62	IP WLS BF H R ER SO BB IBB HBP BLK WP HR S P ERA WHIP 8.0 L 29 7 3 3 5 0 0 0 0 0 0 1 71 95 3.38 0.875 1.0 5 0 0 0 0 1 1 0 0 0 0 0 7 15 0.00 1.000											<b>PITCHER</b> IP WLS BF H R ER SO BB IBB HBP BLK WP HR S P ERA WHIP

San Francisco Giants @ Los Angeles Dodgers  
 Dodger Stadium, Los Angeles, CA  
 Tue Jun 11 1963, 7:05 PM PDT  
 Att: 53,436 - Unknown

livebaseballscorecards.com

AB	31
R	3
H	7
RBI	3
BB	2
SO	5
LOB	9



Batter	1	2	3	4	5	6	7	8	9	AB R H RBI BB SO LOB
<b>Maury Wills, S</b> OBP: 0.367, SLG: 0.359 (1, 5) B C F B X	2-2 1-3 1B		3-2 1-2 1B			1-1 1B		0-1 4-3		4 0 3 0 0 0 0
<b>Jim Gilliam, S</b> OBP: 0.335, SLG: 0.393 (1, 4) F F B X	1-2 1-3 1-2		2-1 1-2 2-3 1B			2-2 F7		2-1 F5		4 0 1 0 0 0 2
<b>Ron Fairly, L</b> OBP: 0.346, SLG: 0.393 (1, 3) C X	0-1 F8		1-2 F9			2-0 L9		0-3 K		4 0 0 0 0 1 4
<b>Tommy Davis, R</b> OBP: 0.369, SLG: 0.466 (1, 7) B S B C X		2-2 1-3		2-3 K		0-0 1-2 1B		0-1 1B		4 0 2 0 0 1 0
<b>Wally Moon, L</b> OBP: 0.355, SLG: 0.338 (1, 9) B B T C X		1-2 4-3		1-1 F6		1-1 1-3		1-3 K		4 0 0 0 0 1 3
<b>John Roseboro, L</b> OBP: 0.298, SLG: 0.367 (1, 2) B B X		2-0 F4		1-0 F5		1-1 F5		1-0 L8		4 0 0 0 0 0 1
<b>Willie Davis, L</b> OBP: 0.266, SLG: 0.382 (1, 8) X			0-0 F5		0-2 F6		0-0 F9			3 0 0 0 0 0 0
<b>Dick Tracewski, R</b> OBP: 0.317, SLG: 0.257 (1, 6) F C B B F B S			3-3 K		1-1 1-3		0-0 F6			3 0 0 0 0 1 0
<b>Don Drysdale, R</b> OBP: 0.250, SLG: 0.250 (1, 1) <b>Lee Walls, R</b> OBP: 0.265, SLG: 0.313 (8, PH) <b>Ron Perranoski, L</b> OBP: 0.100, SLG: 0.100 (9, 1) B B X			2-0 1B 1B 1B		3-2 F8		1-2 F8			2 0 1 0 0 0 0 1 0 0 0 0 0 0 0 0 0 0 0 0 0
<b>Inning Stats</b>	R: 0 H: 1 E: 0 LOB: 0 K: 0 BB: 0 S: 8 P: 11	R: 0 H: 0 E: 0 LOB: 0 K: 0 BB: 0 S: 7 P: 12	R: 0 H: 3 E: 0 LOB: 3 K: 1 BB: 0 S: 15 P: 26	R: 0 H: 0 E: 0 LOB: 0 K: 1 BB: 0 S: 6 P: 10	R: 0 H: 0 E: 0 LOB: 0 K: 0 BB: 0 S: 8 P: 12	R: 0 H: 2 E: 0 LOB: 2 K: 0 BB: 0 S: 10 P: 16	R: 0 H: 0 E: 0 LOB: 0 K: 0 BB: 0 S: 4 P: 5	R: 0 H: 0 E: 0 LOB: 0 K: 0 BB: 0 S: 7 P: 10	R: 0 H: 1 E: 0 LOB: 1 K: 2 BB: 0 S: 9 P: 11	1B: 7 SF: 0 2B: 0 SAC: 0 3B: 0 DP: 0 HR: 0 HBP: 0

**BOTTOM**

**San Francisco Giants @ Los Angeles Dodgers**  
**Dodger Stadium, Los Angeles, CA**  
 Tue Jun 11 1963, 7:05 PM PDT  
 Att. 53,436 - Unknown

[livebaseballscorecards.com](http://livebaseballscorecards.com)

<b>AB</b>	<b>33</b>
<b>R</b>	<b>0</b>
<b>H</b>	<b>7</b>
<b>RBI</b>	<b>0</b>
<b>BB</b>	<b>0</b>
<b>SO</b>	<b>4</b>
<b>LOB</b>	<b>10</b>



PITCHER	IP	WLS	BF	H	R	ER	SO	BB	IBB	HBP	BLK	WP	HR	S	P	ERA	WHIP
<b>Juan Marichal, R</b> ERA: 2.73 (1, 1)	9.0	W	33	7	0	0	4	0	0	0	0	0	0	74	113	0.00	0.778

WP: 0	PA: 33
PB: 0	
SB: 0	
CS: 0	

Batter	1	2	3	4	5	6	7	8	9	AB R H RBI BB SO LOB	TOP											
Lou Brock, L (1, 9) OBP: 0.306, SLG: 0.397	0-3 K		H 1-0 K		X 0-0 4-3			0-3 K		3 0 0 0 0 2 0												
Ken Hubbs, R (1, 4) OBP: 0.303, SLG: 0.393	0-0 F3		0-3 K			0-3 K		0-3 K		4 0 0 0 0 3 2												
Billy Williams, L (1, 7) OBP: 0.377, SLG: 0.498	0-0 F7			X 0-0 1B 2B		X 0-0 F7			X 0-0 F8	4 1 1 0 0 0 0												
Ron Santo, R (1, 5) OBP: 0.329, SLG: 0.481		X 0-0 G3		0-3 K		X 0-0 14 PB 1B			0-3 K	4 0 1 0 0 2 1												
14 Ernie Banks, R (1, 3) OBP: 0.284, SLG: 0.464		0-3 K		0-3 K		X 0-0 P6			H 1-0 E HBP	3 0 0 0 0 2 2												
Andre Rodgers, R (1, 6) OBP: 0.295, SLG: 0.276		X 0-0 3-1		X 0-0 2-H 1B			X 0-0 4-3		X 0-0 E6	4 0 1 1 0 0 1												
Nelson Mathews, R (1, 8) OBP: 0.252, SLG: 0.283			X 0-0 2B		X 0-0 F8		0-3 K		X 0-0 P5	3 0 1 0 0 1 1												
Bob Will, L (9, PH) OBP: 0.208, SLG: 0.174										1 0 0 0 0 0 2												
Dick Bertell, R (1, 2) OBP: 0.317, SLG: 0.296			0-3 K		X 0-0 F7		X 0-0 F3			3 0 0 0 0 1 1												
Bob Buhl, R (1, 1) OBP: 0.108, SLG: 0.108			0-3 K					0-3 K		2 0 0 0 0 2 1												
Merritt Ranew, L (8, PH) OBP: 0.525, SLG: 0.730										1 0 0 0 0 1 0												
Don Elston, R (8, 1)										0 0 0 0 0 0 0												
<b>Inning Stats</b>	R: 0 E: 0 K: 1 S: 5	H: 0 LOB: 0 BB: 0 P: 5	R: 0 E: 0 K: 1 S: 5	H: 0 LOB: 0 BB: 0 P: 5	R: 0 E: 0 K: 3 S: 10	H: 1 LOB: 2 BB: 0 P: 11	R: 1 E: 0 K: 2 S: 9	H: 2 LOB: 1 BB: 0 P: 9	R: 0 E: 0 K: 1 S: 5	H: 0 LOB: 0 BB: 0 P: 5	R: 0 E: 0 K: 1 S: 6	H: 1 LOB: 1 BB: 0 P: 6	R: 0 E: 0 K: 1 S: 5	H: 0 LOB: 0 BB: 0 P: 5	R: 0 E: 0 K: 3 S: 9	H: 0 LOB: 0 BB: 0 P: 9	R: 0 E: 1 K: 1 S: 6	H: 0 LOB: 2 BB: 0 P: 7	1B: 2 2B: 2 3B: 0 HR: 0	SF: 0 SAC: 0 DP: 0 HBP: 2	WP: 0 PB: 1 SB: 0 CS: 0	PA: 34
<b>PITCHER</b> Bobby Bolin, R (1, 1) ERA: 1.74	IP: 9.0 WLS: W BF: 34 H: 4 R: 1 ER: 1 SO: 14 BB: 0 IBB: 0 HBP: 2 BLK: 0 WP: 0 HR: 0 S: 60 P: 62 ERA: 1.00 WHIP: 0.444																					

Chicago Cubs @ San Francisco Giants  
Candlestick Park, San Francisco, CA  
Wed Jun 12 1963, 6:33 AM EDT  
Att. 15,218 - Cloudy

livebaseballscorecards.com

AB	32
R	1
H	4
RBI	1
BB	0
SO	14
LOB	11





Batter	1	2	3	4	5	6	7	8	9	AB	R	H	RBI	BB	SO	LOB
Chuck Hiller, L OBP: 0.207, SLG: 0.159 (1, 4)	0-0 F7		0-0 4-3		0-0 F2		0-0 5-3			4	0	0	0	0	0	0
Felipe Alou, R OBP: 0.336, SLG: 0.518 (1, 9)	0-0 HR 1B		0-3 K		0-0 F7		0-0 5-3			4	1	1	0	0	1	0
Willie McCovey, L OBP: 0.382, SLG: 0.556 (1, 7)	0-0 1-H HR		0-0 HR		4-0 2B BB		0-0 F4			3	2	2	3	1	0	0
Willie Mays, R OBP: 0.354, SLG: 0.457 (1, 8)	0-0 6-3		0-0 F5		0-0 2B 1-H		0-0 4-3			4	0	1	0	0	0	0
Ed Bailey, L OBP: 0.397, SLG: 0.626 (1, 2)	0-0 3-4-1			4-0 5-3 1B BB		0-0 4-3 CS 2B				2	0	1	0	1	0	0
Orlando Cepeda, R OBP: 0.366, SLG: 0.541 (1, 3)		0-0 5-3		0-0 1-2 5-3 1B		0-0 4-3				3	0	1	0	0	0	1
Jim Davenport, R OBP: 0.288, SLG: 0.343 (1, 5)		0-0 B2-5-4 1B 1B		0-0 5-3		0-0 1-3				3	0	1	0	0	0	3
Jose Pagan, R OBP: 0.253, SLG: 0.255 (1, 6)		0-0 1-2 1B		0-0 6-3		0-0 3-H		0-0 5-3		3	0	1	0	0	0	2
Bobby Bolin, R OBP: 0.333, SLG: 0.111 (1, 1)		0-0 B2-5-4 2-3f		0-0 5-3		0-0 5-3		0-0 5-3		3	0	0	0	0	0	4
<b>Inning Stats</b>	R: 2 E: 0 K: 0 S: 5	H: 2 LOB: 0 BB: 0 P: 5	R: 0 E: 0 K: 0 S: 4	H: 2 LOB: 1 BB: 0 P: 4	R: 1 E: 0 K: 1 S: 6	H: 1 LOB: 0 BB: 0 P: 6	R: 0 E: 0 K: 0 S: 4	H: 1 LOB: 2 BB: 1 P: 8	R: 0 E: 0 K: 0 S: 3	H: 1 LOB: 2 BB: 1 P: 7	R: 0 E: 0 K: 0 S: 3	H: 1 LOB: 0 BB: 0 P: 3	R: 0 E: 0 K: 0 S: 3	H: 0 LOB: 0 BB: 0 P: 3	R: 0 E: 0 K: 0 S: 3	H: 0 LOB: 0 BB: 0 P: 3

**BOTTOM**

**Chicago Cubs @ San Francisco Giants**  
 Candlestick Park, San Francisco, CA  
 Wed Jun 12 1963, 6:33 AM EDT  
 Att. 15,218 - Cloudy

[livebaseballscorecards.com](http://livebaseballscorecards.com)

<b>AB</b>	<b>29</b>
<b>R</b>	<b>3</b>
<b>H</b>	<b>8</b>
<b>RBI</b>	<b>3</b>
<b>BB</b>	<b>2</b>
<b>SO</b>	<b>1</b>
<b>LOB</b>	<b>10</b>



PITCHER															IP	WLS	BF	H	R	ER	SO	BB	IBB	HBP	BLK	WP	HR	S	P	ERA	WHIP
Bob Buhl, R ERA: 2.46 (1, 1)															7.0	L	28	8	3	3	1	2	0	0	0	0	2	28	36	3.86	1.429
Don Elston, R ERA: 0.7 (8, 1)															1.0		3	0	0	0	0	0	0	0	0	0	0	3	3	0.00	0.000

WP: 0	PA: 31
PB: 0	
SB: 0	
CS: 1	


Batter	1	2	3	4	5	6	7	8	9	10	AB R H RBI BB SO LOB	TOP											
Lou Brock, L (1, 9) OBP: 0.301, SLG: 0.391	0-0 4-3		0-0 FC6-4		0-0 F8			0-0 F5			4 0 0 0 0 0 2	<b>Chicago Cubs @ San Francisco Giants</b> Candlestick Park, San Francisco, CA Thu Jun 13 1963, 6:33 AM EDT Att. 12,217 - Sunny  livebaseballscorecards.com											
Ken Hubbs, R (1, 4) OBP: 0.302, SLG: 0.391	0-0 P4		0-3 K			0-0 E 1B 1B		0-0 6-3			4 0 1 0 0 1 1												
Billy Williams, L (1, 7) OBP: 0.375, SLG: 0.493	0-3 K			0-0 F9		0-0 E9 1-3 1B		0-0 1-3			4 0 1 0 0 1 0												
Ron Santo, R (1, 5) OBP: 0.328, SLG: 0.477		0-0 F8-4 14 BB 1B		0-3 K		0-0 5-3		0-0 F9			4 0 1 0 0 1 1												
14 Ernie Banks, R (1, 3) OBP: 0.288, SLG: 0.459		4-0 1-2 BB		0-0 F2		4-0 IBB		0-0 P4			2 0 0 0 2 0 0												
Andre Rodgers, R (1, 6) OBP: 0.294, SLG: 0.281		0-0 F3		0-0 K2-5-2 2B		0-0 P5		0-0 5-3			4 0 1 0 0 0 4												
Nelson Mathews, R (1, 8) OBP: 0.252, SLG: 0.276		0-0 F8-4 2-3		4-0 K2-5-2 1B BB		0-0 F2		0-0 6-3			3 1 0 0 1 0 2												
Dick Bertell, R (1, 2) OBP: 0.315, SLG: 0.295			0-0 FC1-6 1B		0-3 K2-5-2 1-2 2-3f		0-0 F7		0-0 F8		4 0 1 0 0 1 2												
Dick Ellsworth, L (1, 1) OBP: 0.139, SLG: 0.088			0-0 FC1-6 FC6-4 1-2f		0-0 K 2-H 1B		0-3 K		0-3 K		4 0 1 1 0 2 1												
<b>Inning Stats</b>	R: 0 E: 0 K: 1 S: 5	H: 0 LOB: 0 BB: 0 P: 5	R: 0 E: 0 K: 0 S: 3	H: 1 LOB: 1 BB: 1 P: 7	R: 0 E: 0 K: 1 S: 6	H: 1 LOB: 1 BB: 0 P: 6	R: 0 E: 0 K: 1 S: 5	H: 0 LOB: 0 BB: 0 P: 5	R: 0 E: 1 K: 0 S: 4	H: 2 LOB: 2 BB: 1 P: 8	R: 0 E: 0 K: 1 S: 5		H: 0 LOB: 0 BB: 0 P: 5	R: 0 E: 0 K: 0 S: 3	H: 0 LOB: 0 BB: 0 P: 3	R: 0 E: 0 K: 0 S: 3	H: 0 LOB: 0 BB: 0 P: 3	R: 0 E: 0 K: 1 S: 5	H: 0 LOB: 0 BB: 0 P: 5	1B: 5 2B: 3 3B: 0 HR: 0	SF: 0 SAC: 0 DP: 2 HBP: 0	WP: 0 PB: 0 SB: 0 CS: 0	PA: 36
<b>PITCHER</b> Billy O'Dell, L (1, 1) ERA: 2.78	IP 10.0	WLS W	BF 36	H 6	R 1	ER 1	SO 6	BB 2	IBB 1	HBP 0	BLK 0	WP 0	HR 0	S 45	P 57	ERA 0.90	WHIP 0.800						

**Chicago Cubs @ San Francisco Giants**  
 Candlestick Park, San Francisco, CA  
 Thu Jun 13 1963, 6:33 AM EDT  
 Att. 12,217 - Sunny

AB	33
R	1
H	6
RBI	1
BB	3
SO	6
LOB	13



Batter	1	2	3	4	5	6	7	8	9	10	AB	R	H	RBI	BB	SO	LOB
Joey Amalfitano, R OBP: 0.259, SLG: 0.230 (1, 4)	F8			4-3		G1-6-3			4-3		4	0	0	0	0	0	1
Felipe Alou, R OBP: 0.339, SLG: 0.530 (1, 9)	4-3			FC4-6 1B			HR		F6		4	1	2	1	0	0	0
Willie McCovey, L OBP: 0.376, SLG: 0.545 (1, 7)	G3			FC4-6			K		F8		4	0	0	0	0	1	1
Willie Mays, R OBP: 0.357, SLG: 0.471 (1, 8)				P6			F8			HR	4	1	2	1	0	0	1
Orlando Cepeda, R OBP: 0.362, SLG: 0.534 (1, 3)				G6-4-3		F7	1-3				3	0	0	0	0	0	1
Jim Davenport, R OBP: 0.284, SLG: 0.338 (1, 5)				1-3		F9			K		3	0	0	0	0	1	0
Tom Haller, L OBP: 0.289, SLG: 0.356 (1, 2)						F4			P4		3	0	0	0	0	1	0
Jose Pagan, R OBP: 0.250, SLG: 0.251 (1, 6)									F2		3	0	0	0	0	0	0
Billy O'Dell, S OBP: 0.139, SLG: 0.114 (1, 1)										K	2	0	0	0	1	1	0

<b>BOTTOM</b>																	
<p><b>Chicago Cubs @ San Francisco Giants</b>  Candlestick Park, San Francisco, CA</p> <p>Thu Jun 13 1963, 6:33 AM EDT  Att: 12,217 - Sunny</p>																	
<table border="1"> <tr><td><b>AB</b></td><td>30</td></tr> <tr><td><b>R</b></td><td>2</td></tr> <tr><td><b>H</b></td><td>4</td></tr> <tr><td><b>RBI</b></td><td>2</td></tr> <tr><td><b>BB</b></td><td>1</td></tr> <tr><td><b>SO</b></td><td>4</td></tr> <tr><td><b>LOB</b></td><td>4</td></tr> </table>	<b>AB</b>	30	<b>R</b>	2	<b>H</b>	4	<b>RBI</b>	2	<b>BB</b>	1	<b>SO</b>	4	<b>LOB</b>	4			
<b>AB</b>	30																
<b>R</b>	2																
<b>H</b>	4																
<b>RBI</b>	2																
<b>BB</b>	1																
<b>SO</b>	4																
<b>LOB</b>	4																
<table border="1"> <tr><td><b>WP</b></td><td>0</td><td><b>PA</b></td><td>31</td></tr> <tr><td><b>PB</b></td><td>0</td><td></td><td></td></tr> <tr><td><b>SB</b></td><td>0</td><td></td><td></td></tr> <tr><td><b>CS</b></td><td>0</td><td></td><td></td></tr> </table>	<b>WP</b>	0	<b>PA</b>	31	<b>PB</b>	0			<b>SB</b>	0			<b>CS</b>	0			
<b>WP</b>	0	<b>PA</b>	31														
<b>PB</b>	0																
<b>SB</b>	0																
<b>CS</b>	0																

<b>Inning Stats</b>	R: 0 H: 0 E: 0 LOB: 0 K: 0 BB: 0 S: 3 P: 3	R: 0 H: 1 E: 0 LOB: 0 K: 0 BB: 0 S: 3 P: 3	R: 0 H: 0 E: 0 LOB: 0 K: 1 BB: 0 S: 5 P: 5	R: 0 H: 1 E: 0 LOB: 1 K: 0 BB: 0 S: 4 P: 4	R: 0 H: 0 E: 0 LOB: 0 K: 0 BB: 0 S: 3 P: 3	R: 0 H: 0 E: 0 LOB: 0 K: 0 BB: 1 S: 2 P: 6	R: 1 H: 1 E: 0 LOB: 0 K: 1 BB: 0 S: 6 P: 6	R: 0 H: 0 E: 0 LOB: 0 K: 1 BB: 0 S: 5 P: 5	R: 0 H: 0 E: 0 LOB: 0 K: 1 BB: 0 S: 5 P: 5	R: 1 H: 1 E: 0 LOB: 0 K: 0 BB: 0 S: 2 P: 2	1B: 2 SF: 0 2B: 0 SAC: 0 3B: 0 DP: 2 HR: 2 HBP: 0
<b>PITCHER</b> Dick Ellsworth, L ERA: 1.98 (1, 1)	IP: 9.1 WLS: L BF: 31 H: 4 R: 2 ER: 2 SO: 4 BB: 1 IBB: 0 HBP: 0 BLK: 0 WP: 0 HR: 2 S: 38 P: 42 ERA: 1.93 WHIP: 0.536	<b>PITCHER</b>									IP: 0 WLS: 0 BF: 0 H: 0 R: 0 ER: 0 SO: 0 BB: 0 IBB: 0 HBP: 0 BLK: 0 WP: 0 HR: 0 S: 0 P: 0 ERA: 0 WHIP: 0

Batter	1	2	3	4	5	6	7	8	9	AB R H RBI BB SO LOB	TOP
--------	---	---	---	---	---	---	---	---	---	----------------------	-----

<b>Ernie Fazio, R</b> OBP: 0.271, SLG: 0.255 (1, 4)	0-0 G3			0-0 F2		0-3 K		0-0 5-3		4 0 0 0 0 1 2
<b>Brock Davis, L</b> OBP: 0.333, SLG: 0.406 (1, 8)	0-0 4-3			0-0 F7		0-0 1-3			0-0 HR	4 1 1 1 0 0 1
<b>Bob Aspromonte, R</b> OBP: 0.267, SLG: 0.299 (1, 5)	0-0 P1			0-0 2B			0-0 F7		0-0 P4	4 0 1 0 0 0 0
<b>Carl Warwick, R</b> OBP: 0.399, SLG: 0.451 (1, 9)		0-0 1-3		0-0 4-3			0-0 1B		0-0 1B	4 0 2 0 0 0 1
<b>Rusty Staub, L</b> OBP: 0.316, SLG: 0.347 (1, 3)		0-0 6-3			0-0 3-1		0-0 F7		0-0 F8	4 0 0 0 0 0 2
<b>Al Spangler, L</b> OBP: 0.310, SLG: 0.318 (1, 7)		0-0 G3			0-0 P4		0-0 P6		0-0 4-3	4 0 0 0 0 0 2
<b>Bob Lillis, R</b> OBP: 0.249, SLG: 0.261 (1, 6)			0-0 6-3		0-0 5-3			0-0 F7-4-3 1B		3 0 1 0 0 0 0
<b>John Bateman, R</b> OBP: 0.236, SLG: 0.324 (1, 2)			0-0 6-3			0-0 1B		0-0 F7-4-3 1-2		3 0 1 0 0 0 1
<b>Hal Brown, R</b> (1, 1)			0-0 F8			0-0 P5		0-0 1B		2 0 0 0 0 0 1
<b>Pete Runnels, L</b> OBP: 0.286, SLG: 0.252 (8, PH)										1 0 1 0 0 0 0
<b>J C Hartman, R</b> OBP: 0.163, SLG: 0.145 (8, PR)										0 0 0 0 0 0 0
<b>Hal Woodeshick, R</b> OBP: 0.273, SLG: 0.273 (8, 1)										0 0 0 0 0 0 0

**Houston Colt 45's @ San Francisco Giants**  
Candlestick Park, San Francisco, CA

<b>AB</b>	33
<b>R</b>	1
<b>H</b>	7
<b>RBI</b>	1
<b>BB</b>	0
<b>SO</b>	1
<b>LOB</b>	10



<b>WP</b>	0	<b>PA</b>	33
<b>PB</b>	0		
<b>SB</b>	0		
<b>CS</b>	0		

Inning Stats	R: 0	H: 0	E: 0	K: 0	S: 3	R: 0	H: 0	E: 0	K: 0	S: 3	R: 0	H: 0	E: 0	K: 0	S: 3	R: 0	H: 1	E: 0	K: 0	S: 4	R: 0	H: 0	E: 0	K: 0	S: 3	R: 0	H: 1	E: 0	K: 1	S: 6	R: 0	H: 1	E: 0	K: 0	S: 4	R: 0	H: 2	E: 0	K: 0	S: 4	R: 1	H: 2	E: 0	K: 0	S: 5	1B: 5	2B: 2	3B: 0	HR: 1	SF: 0	SAC: 0	DP: 1	HBP: 0	WP: 0	PA: 33										

PITCHER	IP	WLS	BF	H	R	ER	SO	BB	IBB	HBP	BLK	WP	HR	S	P	ERA	WHIP
<b>Jack Sanford, R</b> ERA: 2.56 (1, 1)	8.1	W	31	7	1	1	1	0	0	0	0	0	1	33	33	1.08	0.840
<b>Billy Pierce, L</b> ERA: 3.52 (9, 1)	0.2	S	2	0	0	0	0	0	0	0	0	0	0	2	2	0.00	0.000

PITCHER	IP	WLS	BF	H	R	ER	SO	BB	IBB	HBP	BLK	WP	HR	S	P	ERA	WHIP
---------	----	-----	----	---	---	----	----	----	-----	-----	-----	----	----	---	---	-----	------

Fri Jun 14 1963, 10:05 PM EDT  
Att. 15,775 - Unknown - 59 F

Batter	1	2	3	4	5	6	7	8	9
Harvey Kuenn, R OBP: 0.258, SLG: 0.292 (1, 5) (8, 7)	0-0 F7		0-0 F8			0-0 F9			
Felipe Alou, R OBP: 0.335, SLG: 0.524 (1, 9)	0-3 K			0-3 K			0-0 F9		
Willie McCovey, L OBP: 0.371, SLG: 0.536 Jim Davenport, R OBP: 0.284, SLG: 0.338 (1, 7) (8, 5)	0-0 6-3			0-0 G3			0-0 F8		
Willie Mays, R OBP: 0.352, SLG: 0.465 (1, 8)		0-0 6-3		0-3 K			0-0 4-3		
Orlando Cepeda, R OBP: 0.361, SLG: 0.531 (1, 3)						0-0 F9		0-0 1B SH1-4 FC1-6 1B	
Tom Haller, L OBP: 0.293, SLG: 0.388 (1, 2)						0-0 F5		0-0 SH1-4 1-2	
Chuck Hiller, L OBP: 0.203, SLG: 0.156 Joey Amalfitano, R OBP: 0.265, SLG: 0.238 (8, PH) (9, 4)						0-0 6-3		0-0 FC1-6 1B 2-3	
Jose Pagan, R OBP: 0.247, SLG: 0.248 (1, 6)						0-0 F2		0-0 FC1-6 1-2f 3-H	
Jack Sanford, R OBP: 0.222, SLG: 0.225 Billy Pierce, L (9, 1)						0-0 4-3		0-3 K	

Inning Stats	R: 0 E: 0 K: 1 S: 5	H: 0 LOB: 0 BB: 0 P: 5	R: 1 E: 0 K: 0 S: 4	H: 1 LOB: 0 BB: 0 P: 4	R: 0 E: 0 K: 0 S: 3	H: 0 LOB: 0 BB: 0 P: 3	R: 0 E: 0 K: 2 S: 7	H: 0 LOB: 0 BB: 0 P: 7	R: 0 E: 0 K: 0 S: 3	H: 0 LOB: 0 BB: 0 P: 3	R: 0 E: 0 K: 0 S: 3	H: 0 LOB: 0 BB: 0 P: 3	R: 0 E: 0 K: 0 S: 3	H: 0 LOB: 0 BB: 0 P: 3	R: 1 E: 0 K: 1 S: 7	H: 2 LOB: 1 BB: 0 P: 7
1B: 2 2B: 0 3B: 0 HR: 1	SF: 0 SAC: 1 DP: 0 HBP: 0	WP: 0 PA: 27														

PITCHER	IP	WLS	BF	H	R	ER	SO	BB	IBB	HBP	BLK	WP	HR	S	P	ERA	WHIP
Hal Brown, R ERA: 3.09 (1, 1)	7.0	L	22	1	1	1	3	0	0	0	0	0	1	28	28	1.29	0.143
Hal Woodeshick, L ERA: 1.07 (8, 1)	1.0		5	2	1	1	1	0	0	0	0	0	0	7	7	9.00	2.000

**BOTTOM**

**Houston Colt 45's @ San Francisco Giants**  
 Candlestick Park, San Francisco, CA  
 Fri Jun 14 1963, 10:05 PM EDT  
 Att: 15,775 - Unknown - 59 F

[livebaseballscorecards.com](http://livebaseballscorecards.com)

<b>AB</b>	<b>26</b>
<b>R</b>	<b>2</b>
<b>H</b>	<b>3</b>
<b>RBI</b>	<b>2</b>
<b>BB</b>	<b>0</b>
<b>SO</b>	<b>4</b>
<b>LOB</b>	<b>2</b>



Batter	1	2	3	4	5	6	7	8	9	AB R H RBI BB SO LOB	TOP											
Ernie Fazio, R (1, 4) OBP: 0.264, SLG: 0.247 Pete Runnels, L (9, PH) OBP: 0.284, SLG: 0.250	0-3 K			0-0 B5-3		0-0 F3			0-3 K	3 0 0 0 0 1 0 1 0 0 0 0 1 0	<b>Houston Colt 45's @ San Francisco Giants</b> Candlestick Park, San Francisco, CA Sat Jun 15 1963, 6:33 AM EDT Att. 18,869 - Unknown - 59 F <a href="http://livebaseballscorecards.com">livebaseballscorecards.com</a>											
Brock Davis, L (1, 8) OBP: 0.300, SLG: 0.361	0-0 G3			0-3 K			0-0 G3		0-3 K	4 0 0 0 0 2 0												
Bob Aspromonte, R (1, 5) OBP: 0.268, SLG: 0.296	0-0 P6			0-0 5-3			4-0 BB			2 0 0 0 1 0 0												
Carl Warwick, R (1, 9) OBP: 0.393, SLG: 0.444		0-0 F7			0-0 6-3		0-0 F7			3 0 0 0 0 0 1												
Rusty Staub, L (1, 3) OBP: 0.312, SLG: 0.341		0-0 P4			0-0 1-3		0-0 F8			3 0 0 0 0 0 1												
Al Spangler, L (1, 7) OBP: 0.310, SLG: 0.315		0-0 F9			4-0 FC5-4 BB		0-0 P3			2 0 0 0 1 0 0												
Bob Lillis, R (1, 6) OBP: 0.245, SLG: 0.257			0-0 F5		0-0 FC5-4 1-2f		0-0 F8			3 0 0 0 0 0 1												
John Bateman, R (1, 2) OBP: 0.232, SLG: 0.317			0-0 P6			0-0 F8		0-0 5-3		3 0 0 0 0 0 0												
Dick Drott, R (1, 1) OBP: 0.077, SLG: 0.077 Johnny Temple, R (9, PH) OBP: 0.342, SLG: 0.339			0-0 F3			0-3 K		0-0 F3		2 0 0 0 0 1 0 1 0 0 0 0 0 0												
<b>Inning Stats</b>	R: 0 E: 0 K: 1 S: 5	H: 0 LOB: 0 BB: 0 P: 5	R: 0 E: 0 K: 0 S: 3	H: 0 LOB: 0 BB: 0 P: 3	R: 0 E: 0 K: 0 S: 3	H: 0 LOB: 0 BB: 0 P: 3	R: 0 E: 0 K: 1 S: 5	H: 0 LOB: 0 BB: 0 P: 5	R: 0 E: 0 K: 0 S: 3	H: 0 LOB: 1 BB: 1 P: 7	R: 0 E: 0 K: 1 S: 5	H: 0 LOB: 0 BB: 0 P: 5	R: 0 E: 0 K: 0 S: 3	H: 0 LOB: 1 BB: 1 P: 7	R: 0 E: 0 K: 0 S: 3	H: 0 LOB: 0 BB: 0 P: 3	R: 0 E: 0 K: 2 S: 7	H: 0 LOB: 0 BB: 0 P: 7	1B: 0 2B: 0 3B: 0 HR: 0	SF: 0 SAC: 0 DP: 0 HBP: 0	WP: 0 PB: 0 SB: 0 CS: 0	PA: 29 ERA WHIP
<b>PITCHER</b> Juan Marichal, R (1, 1) ERA: 2.52	IP 9.0 WLS W BF 29 H 0 R 0 ER 0 SO 5 BB 2 IBB 0 HBP 0 BLK 0 WP 0 HR 0 S 37 P 45 ERA 0.00 WHIP 0.222											<b>PITCHER</b>	IP WLS BF H R ER SO BB IBB HBP BLK WP HR S P ERA WHIP									

AB	27
R	0
H	0
RBI	0
BB	2
SO	5
LOB	3



Batter	1	2	3	4	5	6	7	8	9	AB	R	H	RBI	BB	SO	LOB
<b>Chuck Hiller, L</b> (1, 4) <small>OBP: 0.213, SLG: 0.170</small>	0-0 <b>F9</b>		4-0 <b>BB</b>			0-0 <b>4-3</b>		0-0 <b>2B</b>		3	0	1	1	1	0	0
<b>Felipe Alou, R</b> (1, 9) <small>OBP: 0.329, SLG: 0.515</small>	0-3 <b>K</b>		0-3 <b>K</b>			0-0 <b>F7</b>		0-0 <b>F5</b>		4	0	0	0	0	2	2
<b>Willie Mays, R</b> (1, 8) <small>OBP: 0.352, SLG: 0.463</small>	0-0 <b>1B</b>				0-0 <b>6-3</b>			0-0 <b>P6</b>		3	0	1	0	0	0	0
<b>Willie McCovey, L</b> (1, 7) <small>OBP: 0.370, SLG: 0.531</small>	0-3 <b>K</b>				0-3 <b>K</b>		4-0 <b>CS</b> <b>BB</b>		2	0	0	0	1	2	1	
<b>Orlando Cepeda, R</b> (1, 3) <small>OBP: 0.357, SLG: 0.524</small>		0-3 <b>K</b>			0-0 <b>6-3</b>		0-0 <b>F2</b>		3	0	0	0	0	1	1	
<b>Ed Bailey, L</b> (1, 2) <small>OBP: 0.388, SLG: 0.610</small>		0-0 <b>G3</b>			0-0 <b>G3</b>		0-3 <b>K</b>		3	0	0	0	0	1	1	
<b>Jim Davenport, R</b> (1, 5) <small>OBP: 0.284, SLG: 0.343</small>		0-0 <b>F9</b>			0-0 <b>L6</b>			0-0 <b>2B</b> <b>2B</b>	3	1	1	0	0	0	0	
<b>Jose Pagan, R</b> (1, 6) <small>OBP: 0.249, SLG: 0.247</small> <b>Matty Alou, L</b> (8, PH) <small>OBP: 0.179, SLG: 0.179</small> <b>Ernie Bowman, R</b> (9, 6) <small>OBP: 0.182, SLG: 0.273</small>			0-0 <b>5-3</b>		4-0 <b>BB</b>		0-3 <b>K</b>		1	0	0	0	1	0	0	
<b>Juan Marichal, R</b> (1, 1) <small>OBP: 0.190, SLG: 0.195</small>			0-0 <b>P4</b>		0-0 <b>P6</b>		0-0 <b>F7</b>		1	0	0	0	0	0	0	

Inning Stats	R: 0	H: 1	R: 0	H: 0	R: 0	H: 0	R: 0	H: 0	R: 0	H: 0	R: 0	H: 0	R: 1	H: 2	R: 0	H: 0
	E: 0	LOB: 1	E: 0	LOB: 0	E: 0	LOB: 0	E: 0	LOB: 1	E: 0	LOB: 0	E: 0	LOB: 1	E: 0	LOB: 1	E: 0	LOB: 0
	K: 2	BB: 0	K: 1	BB: 0	K: 1	BB: 0	K: 0	BB: 1	K: 0	BB: 0	K: 1	BB: 1	K: 1	BB: 0	K: 1	BB: 0
	S: 8	P: 8	S: 5	P: 5	S: 5	P: 9	S: 3	P: 7	S: 3	P: 3	S: 4	P: 8	S: 7	P: 7	S: 3	P: 7

PITCHER	IP	WLS	BF	H	R	ER	SO	BB	IBB	HBP	BLK	WP	HR	S	P	ERA	WHIP
<b>Dick Drott, R</b> (1, 1) <small>ERA: 2.39</small>	8.0	L	29	3	1	1	7	3	0	0	0	0	0	40	52	1.12	0.750

**BOTTOM**

**Houston Colt 45's @ San Francisco Giants**  
 Candlestick Park, San Francisco, CA  
 Sat Jun 15 1963, 6:33 AM EDT  
 Att: 18,869 - Unknown - 59 F

<b>AB</b>	<b>26</b>
<b>R</b>	<b>1</b>
<b>H</b>	<b>3</b>
<b>RBI</b>	<b>1</b>
<b>BB</b>	<b>3</b>
<b>SO</b>	<b>7</b>
<b>LOB</b>	<b>8</b>



WP	PA	ERA	WHIP
0	29		

Batter	1	2	3	4	5	6	7	8	9	AB R H RBI BB SO LOB	TOP	
Al Spangler, L (1, 7) OBP: 0.307, SLG: 0.314	0-0 1B		0-0 G3		0-0 FC4-6		0-0 SF9		0-0 F8	4 0 1 1 0 0 4	<b>Houston Colt 45's @ San Francisco Giants</b> Candlestick Park, San Francisco, CA Sun Jun 16 1963, 6:33 AM EDT Unknown - 61 F	
Johnny Temple, R (1, 4) OBP: 0.345, SLG: 0.335 Ernie Fazio, R (7, 4) OBP: 0.270, SLG: 0.247	0-0 F9		4-0 BB		0-0 F3		4-0 BB		4-0 BB	2 0 0 0 2 0 3 0 0 0 0 1 0 0		
Rusty Staub, L (1, 9) OBP: 0.304, SLG: 0.331	0-0 F7		0-0 F7			0-0 F8	0-0 F8		0-0 F4	5 0 0 0 0 0 6		
Carl Warwick, R (1, 8) OBP: 0.386, SLG: 0.434	0-0 F9			0-0 P4		0-0 F7		0-0 F7		4 0 0 0 0 0 1		
Pete Runnels, L (1, 3) OBP: 0.283, SLG: 0.245 Howie Goss, R (9, 8) OBP: 0.278, SLG: 0.397		0-3 K		0-3 K		4-0 1B 2B BB		0-0 4-3		3 1 0 0 1 2 0 0 0 0 0 0 0 0		
Bob Aspromonte, R (1, 5) OBP: 0.273, SLG: 0.300		0-3 K		0-0 F8		0-0 2B 1B		0-0 1B		4 1 2 0 0 1 0		
Jim Campbell, R (1, 2) OBP: 0.275, SLG: 0.294		0-0 F8			0-0 F5	0-0 2B		0-0 F7		4 0 1 2 0 0 1		
Bob Lillis, R (1, 6) OBP: 0.250, SLG: 0.262			0-0 E7 SH3-4		0-0 FC4-6 1B		0-0 E2 SH5-3 SF9		0-0 SH1-4 1B	4 1 2 0 0 0 0		
Don Nottebart, R (1, 1) OBP: 0.161, SLG: 0.133 Jim Umbricht, R (5, 1)			0-0 SH3-4		0-0 FC4-6 1B		0-0 SH5-3		0-0 SH1-4	1 0 1 0 0 0 0 0 0 0 0 0 0 0		
<b>Inning Stats</b>	R: 0 H: 1 E: 0 LOB: 1 K: 0 BB: 0 S: 4 P: 4	R: 0 H: 0 E: 0 LOB: 0 K: 2 BB: 0 S: 7 P: 7	R: 0 H: 0 E: 1 LOB: 2 K: 0 BB: 1 S: 4 P: 8	R: 0 H: 0 E: 0 LOB: 0 K: 1 BB: 0 S: 5 P: 5	R: 0 H: 2 E: 0 LOB: 2 K: 0 BB: 0 S: 5 P: 5	R: 2 H: 2 E: 0 LOB: 1 K: 0 BB: 1 S: 4 P: 8	R: 1 H: 0 E: 1 LOB: 1 K: 0 BB: 1 S: 4 P: 8	R: 0 H: 1 E: 0 LOB: 1 K: 0 BB: 0 S: 4 P: 4	R: 0 H: 1 E: 0 LOB: 2 K: 0 BB: 1 S: 4 P: 8	1B: 6 SF: 1 2B: 1 SAC: 3 3B: 0 DP: 0 HR: 0 HBP: 0	WP: 0 PA: 39 PB: 0 SB: 2 CS: 0	
<b>PITCHER</b> Bobby Bolin, R (1, 1) ERA: 1.82 Jack Fisher, R (9, 1) ERA: 4.73	IP WLS BF H R ER SO BB IBB HBP BLK WP HR S P ERA WHIP	8.0 L 34 6 3 2 3 3 0 0 0 0 0 0 37 49 2.25 1.125	1.0 5 1 0 0 0 1 0 0 0 0 0 0 4 8 0.00 2.000	<b>PITCHER</b> IP WLS BF H R ER SO BB IBB HBP BLK WP HR S P ERA WHIP								

livebaseballscorecards.com

AB	31
R	3
H	7
RBI	3
BB	4
SO	3
LOB	15





Batter	1	2	3	4	5	6	7	8	9	AB	R	H	RBI	BB	SO	LOB
Chuck Hiller, L (1, 4) OBP: 0.222, SLG: 0.174	0-0 SH1-4 1B		0-0 6-3		0-0 P6			4-0 L1-3 BB		3	0	1	0	1	0	2
Jim Davenport, R (1, 5) OBP: 0.281, SLG: 0.338	0-0 SH1-4 1-2		0-0 F6			0-3 K		0-0 L1-3 1-2		3	0	0	0	0	1	2
Willie Mays, R (1, 8) OBP: 0.354, SLG: 0.472	0-0 F8			0-0 F8		0-0 4-3 2B		0-0 2B		4	0	2	0	0	0	1
Willie McCovey, L (1, 7) OBP: 0.368, SLG: 0.525	0-0 F8			0-0 1B		0-0 4-3 2-3		0-0 F8		4	0	1	0	0	0	3
Orlando Cepeda, R (1, 3) OBP: 0.352, SLG: 0.515		0-3 K		0-0 F7		0-0 5-3		0-3 K		4	0	0	0	0	2	3
Ed Bailey, L (1, 2) OBP: 0.378, SLG: 0.590		0-3 K		0-3 K			0-0 F5	0-0 F2		4	0	0	0	0	2	2
Felipe Alou, R (1, 9) OBP: 0.326, SLG: 0.508		0-0 F8			0-0 E6 1-3		0-0 F7			3	0	0	0	0	0	0
Jose Pagan, R (1, 6) OBP: 0.250, SLG: 0.244			4-0 SH3-4 BB		0-0 1-3 1-2		0-0 F9			2	0	0	0	1	0	1
Bobby Bolin, R (1, 1) OBP: 0.308, SLG: 0.100			0-0 SH3-4 1-2		0-0 6-3			0-3 K		1	0	0	0	0	0	1
Matty Alou, L (8, PH) OBP: 0.172, SLG: 0.172										1	0	0	0	0	1	0
Jack Fisher, R (9, 1) OBP: 0.261, SLG: 0.250										0	0	0	0	0	0	0

Inning Stats	R: 0	H: 1	E: 0	K: 0	S: 4	R: 0	H: 0	E: 0	K: 2	S: 7	R: 0	H: 0	E: 0	K: 1	S: 3	R: 0	H: 1	E: 0	K: 1	S: 6	R: 0	H: 0	E: 1	K: 0	S: 4	R: 0	H: 1	E: 0	K: 1	S: 6	R: 0	H: 0	E: 0	K: 0	S: 3	R: 0	H: 0	E: 0	K: 1	S: 4	R: 0	H: 1	E: 0	K: 1	S: 6
	LOB: 1	BB: 0	P: 4			LOB: 0	BB: 0	P: 7			LOB: 1	BB: 1	P: 7			LOB: 1	BB: 0	P: 6			LOB: 1	BB: 0	P: 4			LOB: 0	BB: 0	P: 3			LOB: 0	BB: 1	P: 8			LOB: 1	BB: 0	P: 6			LOB: 1	BB: 0	P: 6		

PITCHER	IP	WLS	BF	H	R	ER	SO	BB	IBB	HBP	BLK	WP	HR	S	P	ERA	WHIP
Don Nottebart, R (1, 1) ERA: 3.34	4.1		17	2	0	0	3	1	0	0	0	0	0	22	26	0.00	0.692
Jim Umbricht, R (5, 1) ERA: 3.46	4.2	W	16	2	0	0	3	1	0	0	0	0	0	21	25	0.00	0.643


**BOTTOM**

**Houston Colt 45's @ San Francisco Giants**  
Candlestick Park, San Francisco, CA

Sun Jun 16 1963, 6:33 AM EDT  
Unknown - 61 F

AB	29
R	0
H	4
RBI	0
BB	2
SO	6
LOB	15

livebaseballscorecards.com



WP	PA	3B	SF	SAC	DP	HBP	CS
0	33	0	0	2	1	0	0

Batter	1	2	3	4	5	6	7	8	9	AB R H RBI BB SO LOB	TOP																										
Bob Lillis, R (1, 6) OBP: 0.250, SLG: 0.258	0-0 F8		0-3 K		0-0 F8		0-0 SH2-3		4-0 G4-6-3 1B BB	3 0 0 1 1 1 3																											
Johnny Temple, R (1, 4) OBP: 0.351, SLG: 0.335	4-0 BB			0-0 4-3	0-0 6-3		4-0 BB		0-0 G4-6-3 1B	3 0 1 0 2 0 3																											
Rusty Staub, L (1, 9) OBP: 0.297, SLG: 0.323	0-3 K			0-0 6-3		0-0 F7	0-0 P6		0-0 G4-6-3	5 0 0 0 0 1 5																											
Carl Warwick, R (1, 7) OBP: 0.386, SLG: 0.430	0-3 K			0-0 F7		0-0 F9		0-0 1B 1B	4-0 BB	4 0 1 0 1 1 1																											
Pete Runnels, L (1, 3) OBP: 0.292, SLG: 0.256		0-0 F8			0-0 FC6-4 1B	0-0 1B		0-0 1B	0-3 K	5 0 3 0 0 1 2																											
Bob Aspromonte, R (1, 5) OBP: 0.268, SLG: 0.294		0-0 5-3			0-0 FC6-4 1B 1-2f 1B	0-3 K		0-0 P3		4 1 0 0 0 1 4																											
Howie Goss, R (1, 8) OBP: 0.282, SLG: 0.399		0-0 F7			0-0 BB 1B 1-3 1B		0-0 1B SH2-3 1B	0-3 K		4 1 2 0 0 1 2																											
Jim Campbell, R (1, 2) OBP: 0.284, SLG: 0.303			0-0 G3		0-0 BB 1B 1-2 3-H 1B		0-0 SH2-3 1B	0-0 F7		4 0 2 1 0 0 2																											
Ken Johnson, R (1, 1) OBP: 0.125, SLG: 0.045			0-3 K				0-3 K		0-0 1B BB G4-6-3 1B	1 0 0 0 1 1 0																											
Brock Davis, L (7, PH) OBP: 0.293, SLG: 0.351										1 0 0 0 0 1 2																											
Hal Woodeshick, R (7, 1) OBP: 0.273, SLG: 0.273										0 0 0 0 0 0 0																											
Don McMahon, R (7, 1)										0 0 0 0 0 0 0																											
Al Spangler, L (9, PH) OBP: 0.311, SLG: 0.317										1 1 1 0 0 0 0																											
<b>Inning Stats</b>	R: 0 E: 0 K: 2 S: 7	H: 0 LOB: 1 BB: 1 P: 11	R: 0 E: 0 K: 0 S: 3	H: 0 LOB: 0 BB: 0 P: 3	R: 0 E: 0 K: 2 S: 7	H: 0 LOB: 0 BB: 0 P: 7	R: 0 E: 0 K: 0 S: 3	H: 0 LOB: 0 BB: 0 P: 3	R: 1 E: 0 K: 0 S: 6	H: 3 LOB: 3 BB: 1 P: 10	R: 0 E: 0 K: 1 S: 6	H: 1 LOB: 1 BB: 0 P: 6	R: 1 E: 0 K: 1 S: 7	H: 2 LOB: 2 BB: 1 P: 11	R: 0 E: 0 K: 1 S: 7	H: 2 LOB: 2 BB: 0 P: 7	R: 1 E: 0 K: 1 S: 6	H: 2 LOB: 2 BB: 2 P: 14	1B: 10 2B: 0 3B: 0 HR: 0	SF: 0 SAC: 1 DP: 1 HBP: 0	WP: 0 PB: 0 SB: 0 CS: 0	PA: 41															
<b>PITCHER</b>	IP WLS BF H R ER SO BB IBB HBP BLK WP HR S P ERA WHIP																																				
Gaylord Perry, R (1, 1) ERA: 2.65	6.0		26	6	2	2	5	2	0	0	0	0	0	34	42	3.00	1.333																				
Don Larsen, R (7, 1) ERA: 2.14	2.0	W	12	4	1	1	2	2	0	0	0	0	0	14	22	4.50	3.000																				
Billy Pierce, L (9, 1) ERA: 3.46	0.2		1	0	0	0	0	0	0	0	0	0	0	1	1	0.00	0.000																				
Jim Duffalo, R (9, 1) ERA: 1.74	0.1	S	2	0	0	0	1	1	0	0	0	0	0	3	7	0.00	3.000																				

**Houston Colt 45's @ San Francisco Giants**  
 Candlestick Park, San Francisco, CA  
 Sun Jun 16 1963, 6:38 AM EDT  
 Att: 40,499 - Unknown

AB	35
R	3
H	10
RBI	2
BB	5
SO	8
LOB	24



Batter	1	2	3	4	5	6	7	8	9
<b>Chuck Hiller, L</b> (1, 4) OBP: 0.229, SLG: 0.176	0-0 F8		0-0 CS 1B		0-0 1-2f G3-6		4-0 1B BB	0-0 P5	
<b>Harvey Kuenn, R</b> (1, 9) OBP: 0.265, SLG: 0.290	0-0 1-3		4-0 1-2 2B BB		0-3 K		0-0 BB BB 1B	0-0 F8	
<b>Willie McCovey, L</b> (1, 7) OBP: 0.370, SLG: 0.529	0-0 1B		0-0 1-H 2B		0-0 G3		0-3 K		
<b>Willie Mays, R</b> (1, 8) OBP: 0.353, SLG: 0.466	0-0 5-3			0-0 F8		0-0 F7	4-0 1-2 BB BB		
<b>Tom Haller, L</b> (1, 2) OBP: 0.308, SLG: 0.419		4-0 CS BB		0-0 3-1		0-0 HR	4-0 1-2 2-3 3-H BB		
<b>Orlando Cepeda, R</b> (1, 3) OBP: 0.354, SLG: 0.519		0-0 1-3		0-0 1B 2B		0-0 1B	0-3 K		
<b>Felipe Alou, R</b> (9, 9) OBP: 0.326, SLG: 0.508		0-0 1-2		0-0 2B		0-3 K			
<b>Cap Peterson, R</b> (1, 5) OBP: 0.303, SLG: 0.455		0-0 2B		0-0 1B				0-0 1B	
<b>Jim Davenport, R</b> (7, 5) OBP: 0.284, SLG: 0.341		0-0 2B		0-0 1B					
<b>Ernie Bowman, R</b> (1, 6) OBP: 0.167, SLG: 0.250		0-0 P4		0-0 5-3			0-0 F9	0-0 1B 1B	
<b>Matty Alou, L</b> (4, PH) OBP: 0.167, SLG: 0.167									
<b>Jose Pagan, R</b> (5, 6) OBP: 0.252, SLG: 0.247									
<b>Gaylord Perry, R</b> (1, 1) OBP: 0.222, SLG: 0.333			0-0 1B 2B		0-0 G3-6 1B		0-0 BB 1B	0-0 1-2 1B	
<b>Don Larsen, R</b> (7, 1) OBP: 0.286, SLG: 0.286									
<b>Billy Pierce, L</b> (9, 1)									
<b>Jim Duffalo, R</b> (9, 1)									

Inning Stats	R: 0	H: 1	E: 0	K: 0	S: 4	LOB: 1	BB: 0	P: 4
	R: 0	H: 1	E: 0	K: 0	S: 3 <td>LOB: 1</td> <td>BB: 1</td> <td>P: 7 </td>	LOB: 1	BB: 1	P: 7
	R: 1	H: 3	E: 0	K: 0	S: 3 <td>LOB: 1</td> <td>BB: 1</td> <td>P: 7 </td>	LOB: 1	BB: 1	P: 7
	R: 0	H: 2	E: 0	K: 0	S: 5 <td>LOB: 2</td> <td>BB: 0</td> <td>P: 5 </td>	LOB: 2	BB: 0	P: 5
	R: 0	H: 1	E: 0	K: 1	S: 5 <td>LOB: 0</td> <td>BB: 0</td> <td>P: 5 </td>	LOB: 0	BB: 0	P: 5
	R: 1	H: 2	E: 0	K: 1	S: 7 <td>LOB: 1</td> <td>BB: 0</td> <td>P: 7 </td>	LOB: 1	BB: 0	P: 7
	R: 2	H: 2	E: 0	K: 2	S: 9 <td>LOB: 3</td> <td>BB: 3</td> <td>P: 21 </td>	LOB: 3	BB: 3	P: 21
	R: 0	H: 3	E: 0	K: 0	S: 5 <td>LOB: 2</td> <td>BB: 0</td> <td>P: 5 </td>	LOB: 2	BB: 0	P: 5

PITCHER	IP	WLS	BF	H	R	ER	SO	BB	IBB	HBP	BLK	WP	HR	S	P	ERA	WHIP
<b>Ken Johnson, R</b> (1, 1) ERA: 2.91	6.0		25	10	2	2	2	2	2	0	0	0	0	27	35	3.00	2.000
<b>Hal Woodeshick, L</b> (7, 1) ERA: 1.4	0.2	L	7	2	2	2	1	3	0	0	0	0	0	6	18	27.00	7.500
<b>Don McMahon, R</b> (7, 1) ERA: 4.85	1.1		6	3	0	0	1	0	0	0	0	0	0	8	8	0.00	2.250

AB R H RBI BB SO LOB

4	1	1	0	1	0	3
4	1	1	1	1	1	2
4	0	2	1	0	1	2
3	0	0	0	1	0	1
2	1	1	2	2	0	0
4	0	2	0	0	1	4
0	0	0	0	0	0	0
3	0	2	0	0	1	1
1	0	1	0	0	0	0
1	0	0	0	0	0	1
1	0	0	0	0	0	2
2	0	1	0	0	0	0
2	0	2	0	0	0	0
2	1	2	0	0	0	0
0	0	0	0	0	0	0
0	0	0	0	0	0	0

1B: 10	SF: 0	WP: 0	PA: 38
2B: 4	SAC: 0	PB: 0	
3B: 0	DP: 1	SB: 0	
HR: 1	HBP: 0	CS: 2	

PITCHER	IP	WLS	BF	H	R	ER	SO	BB	IBB	HBP	BLK	WP	HR	S	P	ERA	WHIP
---------	----	-----	----	---	---	----	----	----	-----	-----	-----	----	----	---	---	-----	------

WP: 0 PA: 38  
PB: 0  
SB: 0  
CS: 2

**Houston Colt 45's @ San Francisco Giants**  
Candlestick Park, San Francisco, CA  
Sun Jun 16 1963, 6:38 AM EDT  
Att. 40,499 - Unknown

livebaseballscorecards.com

AB	33
R	4
H	15
RBI	4
BB	5
SO	4
LOB	16



Batter	1	2	3	4	5	6	7	8	9	AB R H RBI BB SO LOB	TOP	
<b>Maury Wills, S</b> OBP: 0.382, SLG: 0.383 (1, 5) C B B B X	3-1 4-3 ①		2-1 FC6-4 1B 2B 1B	0-1 4-3 ③			1-3 K ①		2-2 5-3 ② ③ 1-2	5 1 1 0 0 1 2		
<b>Jim Gilliam, S</b> OBP: 0.327, SLG: 0.371 (1, 4) X	0-0 F5 ②		1-1 FC6-4 1B 1-2			1-3 K ①	3-1 1B			4 0 2 0 0 1 0		
<b>Ron Fairly, L</b> OBP: 0.347, SLG: 0.390 (1, 9) B B S S X	2-2 1B		0-2 FC6-4 2B 1-2f 2-3			0-1 F8 ②	2-3 K ②			4 1 1 0 0 1 3		
<b>Tommy Davis, R</b> OBP: 0.373, SLG: 0.476 (1, 7) F F X	0-2 5-3 ③		1-0 F8 ②			0-0 1B	0-0 F8 ③			4 0 1 0 0 0 4		
<b>Bill Skowron, R</b> OBP: 0.295, SLG: 0.294 (1, 3) B B B B		4-0 1B BB	0-0 1-H 3-H 2B ③			4-1 1B IBB ③		3-2 F9 ①		2 0 1 2 2 0 0		
<b>John Roseboro, L</b> OBP: 0.287, SLG: 0.347 (1, 2) <b>Doug Camilli, R</b> OBP: 0.200, SLG: 0.261 (6, 2) B X	1-0 F6 ①		1-2 F4 ③			3-2 G3 ③		1-0 6-3 ②		3 0 0 0 0 0 4 1 0 0 0 0 0 0		
<b>Willie Davis, L</b> OBP: 0.271, SLG: 0.372 (1, 8) B X	1-0 L9 ②			3-1 F9 ①		1-0 F9 ①		0-0 F6 ③		4 0 0 0 0 0 1		
<b>Dick Tracewski, R</b> OBP: 0.314, SLG: 0.294 (1, 6) C B B B X		3-2 1B		0-1 2B		2-2 F9 ②		2-1 CS 1B		4 0 3 0 0 0 0		
<b>Sandy Koufax, R</b> OBP: 0.136, SLG: 0.075 (1, 1) B F X	1-1 6-3 ③		1-1 F9 ②			1-3 K ③		0-3 K ①		4 0 0 0 0 2 4		
<b>Inning Stats</b>	R: 0 E: 0 K: 0 S: 10 H: 1 LOB: 1 BB: 0 P: 15	R: 0 E: 0 K: 0 S: 7 H: 1 LOB: 2 BB: 1 P: 17	R: 2 E: 0 K: 0 S: 13 H: 3 LOB: 1 BB: 0 P: 18	R: 0 E: 0 K: 0 S: 8 H: 1 LOB: 1 BB: 0 P: 12	R: 0 E: 0 K: 1 S: 12 H: 1 LOB: 2 BB: 1 P: 20	R: 0 E: 0 K: 1 S: 7 H: 0 LOB: 0 BB: 0 P: 11	R: 0 E: 0 K: 2 S: 11 H: 1 LOB: 1 BB: 0 P: 17	R: 0 E: 0 K: 0 S: 5 H: 0 LOB: 0 BB: 0 P: 9	R: 0 E: 0 K: 1 S: 8 H: 1 LOB: 0 BB: 0 P: 12	1B: 7 2B: 2 3B: 0 HR: 0 SF: 0 SAC: 0 DP: 0 HBP: 0	WP: 0 PB: 0 SB: 1 CS: 1 PA: 37	
<b>PITCHER</b> <b>Billy O'Dell, L</b> ERA: 2.77 (1, 1) <b>Jack Fisher, R</b> ERA: 4.59 (8, 1)	IP 7.0 WLS L BF 31 H 8 R 2 ER 2 SO 4 BB 1 IBB 1 HBP 0 BLK 0 WP 0 HR 0 S 68 P 110 ERA 2.57 WHIP 1.286	IP 2.0 WLS L BF 6 H 1 R 0 ER 0 SO 1 BB 0 IBB 0 HBP 0 BLK 0 WP 0 HR 0 S 13 P 21 ERA 0.00 WHIP 0.500	<b>PITCHER</b> IP WLS BF H R ER SO BB IBB HBP BLK WP HR S P ERA WHIP									

Los Angeles Dodgers @ San Francisco Giants  
Candlestick Park, San Francisco, CA  
Mon Jun 17 1963, 10:05 PM EDT  
Att. 36,818 - Unknown

livebaseballscorecards.com

AB	35
R	2
H	9
RBI	2
BB	2
SO	5
LOB	18



Batter	1	2	3	4	5	6	7	8	9	AB	R	H	RBI	BB	SO	LOB
Jose Pagan, R OBP: 0.252, SLG: 0.243 (1, 6)	4-1 FC4-6 BB	1-3 K			1-1 F6		1-0 F9			3	0	0	0	1	1	5
Willie McCovey, L OBP: 0.364, SLG: 0.519 (1, 7)	0-2 FC4-6 1-2f		0-3 K		0-0 F7			2-2 4-3		4	0	0	0	0	1	2
Willie Mays, R OBP: 0.348, SLG: 0.459 (1, 8)	1-1 F9		1-0 6-3		2-3 K			2-3 K		4	0	0	0	0	2	2
Orlando Cepeda, R OBP: 0.356, SLG: 0.519 (1, 3)	2-2 F8		0-1 1B			0-1 5-3		2-2 FC6-4 1B		4	0	2	0	0	0	1
Felipe Alou, R OBP: 0.321, SLG: 0.500 (1, 9)		0-3 K	0-0 F2			1-2 6-3		0-0 FC6-4 1-2f		4	0	0	0	0	1	2
Jim Davenport, R OBP: 0.288, SLG: 0.341 (1, 5)		4-2 E 1B BB		1-2 1-3		1-3 K		3-2 G4-6-3 1B		3	0	1	0	1	1	0
Ed Bailey, L OBP: 0.367, SLG: 0.571 (1, 2)		0-3 K		0-2 G3			2-3 K		1-2 G4-6-3 1-2f	4	0	0	0	0	2	2
Joey Amalfitano, R OBP: 0.274, SLG: 0.240 (1, 4)		0-1 E 1B		1-2 6-3			4-2 FC6-4 BB		2-3 K	3	0	1	0	1	1	0
Billy O'Dell, S OBP: 0.158, SLG: 0.111 (1, 1)		1-1 E4			4-0 BB		0-1 FC6-4 1-2f			1	0	0	0	1	0	2
Harvey Kuenn, R OBP: 0.263, SLG: 0.287 (7, PH)										1	0	0	0	0	0	1
Jack Fisher, R OBP: 0.261, SLG: 0.250 (8, 1)										0	0	0	0	0	0	0

Inning Stats	R: 0	H: 0	E: 0	K: 10	S: 10	R: 0	H: 1	E: 1	K: 3	S: 16	R: 0	H: 1	E: 0	K: 1	S: 7	R: 0	H: 0	E: 0	K: 0	S: 10	R: 0	H: 0	E: 0	K: 1	S: 7	R: 0	H: 0	E: 0	K: 1	S: 8	R: 0	H: 0	E: 0	K: 1	S: 11	R: 0	H: 1	E: 0	K: 1	S: 14	R: 0	H: 1	E: 0	K: 1	S: 11	1B: 4	2B: 0	3B: 0	HR: 0	SF: 0	SAC: 0	DP: 1	HBP: 0	WP: 0	PB: 0	SB: 0	CS: 0	PA: 35
--------------	------	------	------	-------	-------	------	------	------	------	-------	------	------	------	------	------	------	------	------	------	-------	------	------	------	------	------	------	------	------	------	------	------	------	------	------	-------	------	------	------	------	-------	------	------	------	------	-------	-------	-------	-------	-------	-------	--------	-------	--------	-------	-------	-------	-------	--------

PITCHER	IP	WLS	BF	H	R	ER	SO	BB	IBB	HBP	BLK	WP	HR	S	P	ERA	WHIP
Sandy Koufax, L ERA: 1.63 (1, 1)	9.0	W	35	4	0	0	9	4	0	0	0	0	0	94	138	0.00	0.889

**BOTTOM**

Los Angeles Dodgers @ San Francisco Giants  
Candlestick Park, San Francisco, CA  
Mon Jun 17 1963, 10:05 PM EDT  
Att. 36,818 - Unknown

livebaseballscorecards.com

AB	31
R	0
H	4
RBI	0
BB	4
SO	9
LOB	17



Batter	1	2	3	4	5	6	7	8	9	AB R H RBI BB SO LOB	TOP																													
<b>Maury Wills, S</b> (1, 6) OBP: 0.377, SLG: 0.378	2-1 F8	0-1 L7			1-2 2B 1B		1-1 F8		1-1 B3	5 1 1 0 0 0 2	<b>Los Angeles Dodgers @ San Francisco Giants</b> <b>Candlestick Park, San Francisco, CA</b> Tue Jun 18 1963, 10:05 PM EDT Att: 37,780 - Unknown																													
<b>Jim Gilliam, S</b> (1, 4) OBP: 0.326, SLG: 0.368	0-1 5-3		0-0 FC4-6 1B		1-1 F8		2-1 F6			4 0 1 0 0 0 2																														
<b>Ron Fairly, L</b> (1, 9) OBP: 0.354, SLG: 0.400	1-0 1B 1B		3-1 F5		1-0 1B 2B		1-0 1B G6-4-3 1B			4 1 3 2 0 0 1																														
<b>Tommy Davis, R</b> (1, 5) OBP: 0.375, SLG: 0.476	2-1 1B 1B		0-2 FC4-6 PO		0-0 F6		0-0 G6-4-3 BB 1B			4 0 2 0 0 0 2																														
<b>Wally Moon, L</b> (1, 7) OBP: 0.367, SLG: 0.365	2-2 F3		1 SAFE 0-0 PO	2-2 F9	2-1 4-3		4-1 1B G6-4-3 BB			3 0 0 0 1 0 3																														
<b>Bill Skowron, R</b> (1, 3) OBP: 0.286, SLG: 0.285		1-0 6-3		0-2 F2		1-3 K	2-1 G6-4-3			4 0 0 0 0 1 2																														
<b>John Roseboro, L</b> (1, 2) OBP: 0.290, SLG: 0.347		4-1 1B BB		1-1 1B		1-0 F7	1-2 F8			3 0 1 0 1 0 1																														
<b>Willie Davis, L</b> (1, 8) OBP: 0.271, SLG: 0.369		0-0 1B		0-0 F9		1-2 F2		0-0 F3		4 0 1 0 0 0 1																														
<b>Bob Miller, R</b> (1, 1) OBP: 0.034, SLG: 0.034 <b>Larry Sherry, R</b> (3, 1) <b>Don Zimmer, R</b> (5, PH) OBP: 0.348, SLG: 0.450 <b>Dick Scott, R</b> (5, 1) <b>Nate Oliver, R</b> (7, PH) OBP: 0.287, SLG: 0.299 <b>Ed Rosenberg, R</b> (7, 1) <b>Lee Walls, R</b> (9, PH) OBP: 0.243, SLG: 0.286		1-3 K		0-0 1B 2B 1B		1-0 F6		2-2 5-3		1 0 0 0 0 0 1 2 0 0 0 0 0 0 0 0 1 1 1 0 0 0 0 0 0 0 0 0 0 0 0 0 1 0 0 0 0 0 0 0 0 0 0 0 0 0 0 0 1 0 0 0 0 0 0 0																														
<b>Inning Stats</b>	R: 0 E: 0 K: 0 S: 12	H: 2 LOB: 2 BB: 0 P: 19	R: 0 E: 0 K: 1 S: 8	H: 1 LOB: 2 BB: 1 P: 14	R: 0 E: 0 K: 0 S: 6	H: 1 LOB: 0 BB: 0 P: 9	R: 0 E: 0 K: 0 S: 10	H: 1 LOB: 1 BB: 0 P: 13	R: 2 E: 0 K: 0 S: 10	H: 3 LOB: 1 BB: 0 P: 15	R: 0 E: 0 K: 1 S: 7	H: 0 LOB: 0 BB: 0 P: 10	R: 0 E: 0 K: 0 S: 5	H: 0 LOB: 0 BB: 0 P: 9	R: 1 E: 0 K: 0 S: 8	H: 2 LOB: 1 BB: 1 P: 16	R: 0 E: 0 K: 0 S: 6	H: 0 LOB: 0 BB: 0 P: 9	1B: 9 2B: 1 3B: 0 HR: 0	SF: 0 SAC: 0 DP: 1 HBP: 0	WP: 0 PB: 0 SB: 0 CS: 0	PA: 38																		
<b>PITCHER</b> <b>Jack Sanford, R</b> (1, 1) ERA: 2.59	IP 9.0	WLS W	BF 37	H 10	R 3	ER 3	SO 2	BB 2	IBB 0	HBP 0	BLK 0	WP 0	HR 0	S 72	P 114	ERA 3.00	WHIP 1.333						PITCHER	IP 9.0	WLS W	BF 37	H 10	R 3	ER 3	SO 2	BB 2	IBB 0	HBP 0	BLK 0	WP 0	HR 0	S 72	P 114	ERA 3.00	WHIP 1.333

livebaseballscorecards.com

<b>AB</b>	<b>35</b>
<b>R</b>	<b>3</b>
<b>H</b>	<b>10</b>
<b>RBI</b>	<b>2</b>
<b>BB</b>	<b>2</b>
<b>SO</b>	<b>2</b>
<b>LOB</b>	<b>16</b>



Batter	1	2	3	4	5	6	7	8	9
Harvey Kuenn, R OBP: 0.269, SLG: 0.296 (1, 9) (6, 7)	F9				SF8		5-3		
Chuck Hiller, L OBP: 0.228, SLG: 0.177 (1, 4)	F9				L6			4-3	
Willie Mays, R OBP: 0.348, SLG: 0.457 Matty Alou, L OBP: 0.156, SLG: 0.156 (6, PH) (7, 8)	E5			F2		1-3		G3	
Willie McCovey, L OBP: 0.364, SLG: 0.517 Felipe Alou, R OBP: 0.322, SLG: 0.498 (1, 7) (6, 9)	F5			K		FC6-4 BB		6-3	
Orlando Cepeda, R OBP: 0.358, SLG: 0.522 (1, 3)				F3		FC6-4 BB			
Tom Haller, L OBP: 0.331, SLG: 0.467 (1, 2)									
Jim Davenport, R OBP: 0.283, SLG: 0.335 (1, 5)									
Jose Pagan, R OBP: 0.252, SLG: 0.243 (1, 6)									
Jack Sanford, R OBP: 0.224, SLG: 0.227 (1, 1)									

Inning Stats	R: 0	H: 0	E: 1	K: 0	S: 13	R: 1	H: 2	E: 1	K: 1	S: 12	R: 6	H: 6	E: 1	K: 1	S: 18	R: 0	H: 0	E: 0	K: 1	S: 8	R: 2	H: 3	E: 1	K: 0	S: 8	R: 0	H: 0	E: 0	K: 0	S: 7	R: 0	H: 0	E: 0	K: 0	S: 4	R: 0	H: 0	E: 0	K: 0	S: 4
	LOB: 1	BB: 0	LOB: 1	BB: 0		LOB: 2	BB: 1	LOB: 0	BB: 0		LOB: 1	BB: 0	LOB: 2	BB: 0		LOB: 2	BB: 2	LOB: 0	BB: 0		LOB: 0	BB: 0	LOB: 0	BB: 0		LOB: 0	BB: 0	LOB: 0	BB: 0		LOB: 0	BB: 0	LOB: 0	BB: 0		LOB: 0	BB: 0	LOB: 0	BB: 0	

PITCHER	IP	WLS	BF	H	R	ER	SO	BB	IBB	HBP	BLK	WP	HR	S	P	ERA	WHIP
Bob Miller, R ERA: 3.58 (1, 1)	2.0	L	14	7	6	4	1	0	0	0	0	0	0	33	48	18.00	3.500
Larry Sherry, R ERA: 2.78 (3, 1)	2.0		9	1	1	0	2	0	1	0	0	0	0	18	29	0.00	0.500
Dick Scott, L ERA: 6.75 (5, 1)	2.0		11	3	2	1	0	2	0	0	0	0	1	16	38	4.50	2.500
Ed Roebuck, R ERA: 2.97 (7, 1)	2.0		6	0	0	0	0	0	0	0	0	0	0	11	17	0.00	0.000

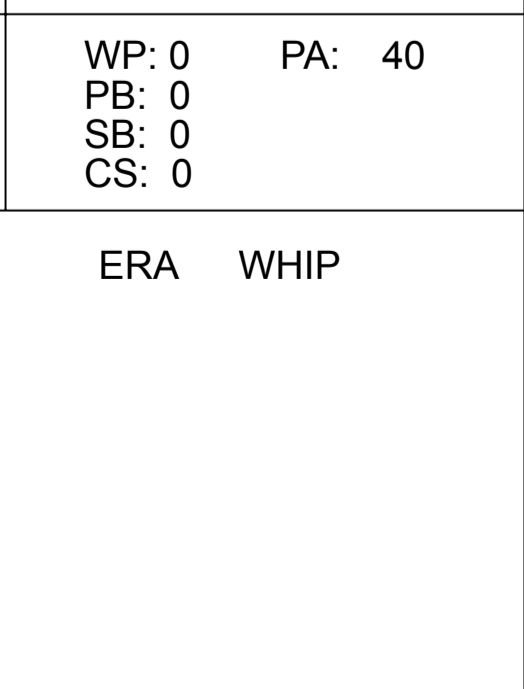
AB R H RBI BB SO LOB

4	1	2	3	0	0	0
5	1	1	0	0	0	3
3	1	1	0	0	0	0
2	0	0	0	0	0	0
3	1	1	2	0	1	1
1	0	0	0	1	0	0
4	2	2	1	0	0	1
2	2	2	2	2	0	0
4	0	0	0	0	1	5
4	1	1	0	0	0	4
4	0	1	0	0	1	4

WP	HR	S	P	ERA	WHIP
0	0	0	0	0	0

**Los Angeles Dodgers @ San Francisco Giants**  
**Candlestick Park, San Francisco, CA**  
 Tue Jun 18 1963, 10:05 PM EDT  
 Att. 37,780 - Unknown

AB	36
R	9
H	11
RBI	8
BB	3
SO	3
LOB	18



Batter	1	2	3	4	5	6	7	8	9	AB R H RBI BB SO LOB	TOP											
Maury Wills, S (1, 5) OBP: 0.378, SLG: 0.380	0-0 B1-3		4-2 BB		1-1 F8 2B			1-3 K	2-2 FC6	4 0 1 0 1 1 1	<b>Los Angeles Dodgers @ San Francisco Giants</b> <b>Candlestick Park, San Francisco, CA</b> Wed Jun 19 1963, 6:33 AM EDT Att: 41,384 - Unknown <a href="http://livebaseballscorecards.com">livebaseballscorecards.com</a>											
Jim Gilliam, S (1, 4) OBP: 0.324, SLG: 0.371	0-1 2B		1-0 F8		2-2 F8			0-2 4-3		4 0 1 0 0 0 3												
Ron Fairly, L (1, 9) OBP: 0.352, SLG: 0.410	3-3 K		1-1 F8		0-1 F9			0-0 HR		4 1 1 1 0 1 4												
Tommy Davis, R (1, 7) OBP: 0.373, SLG: 0.472	1-2 4-3			0-1 F4				0-1 1B 1B		4 0 1 0 0 0 1												
Bill Skowron, R (1, 3) OBP: 0.285, SLG: 0.283				0-0 E6 HR				0-0 1B		4 1 1 0 0 1 0												
John Roseboro, L (1, 2) OBP: 0.287, SLG: 0.342				2-0 F9				1-2 1B		3 0 0 0 0 1 1												
Doug Camilli, R (8, PH) OBP: 0.192, SLG: 0.250								0-3 K		1 0 0 0 0 1 2												
Willie Davis, L (1, 8) OBP: 0.272, SLG: 0.383				0-0 HR						3 1 1 2 0 0 0												
Lee Walls, R (9, PH) OBP: 0.237, SLG: 0.278										1 0 0 0 0 0 0												
Dick Tracewski, R (1, 6) OBP: 0.319, SLG: 0.295			4-2 6-3 BB		0-0 F3			1-2 B5-3	0-1 4-3	3 0 1 0 1 1 0												
Don Drysdale, R (1, 1) OBP: 0.229, SLG: 0.227			0-0 6-3							2 0 0 0 0 0 1												
Ed Roebuck, R (5, 1) OBP: 0.100, SLG: 0.100										0 0 0 0 0 0 0												
Ron Perranoski, L (5, 1) OBP: 0.333, SLG: 0.429										0 0 0 0 0 0 0												
Don Zimmer, R (7, PH) OBP: 0.333, SLG: 0.429										1 0 0 0 0 0 0												
Larry Sherry, R (7, 1) OBP: 0.333, SLG: 0.429										0 0 0 0 0 0 0												
Frank Howard, R (9, PH) OBP: 0.326, SLG: 0.479			1-2 6-3		2-1 L7			0-0 5-3	2-3 K	1 0 0 0 0 1 1												
<b>Inning Stats</b>	R: 0 E: 0 K: 1 S: 9	H: 1 LOB: 1 BB: 0 P: 13	R: 0 E: 0 K: 2 S: 8	H: 0 LOB: 0 BB: 0 P: 13	R: 0 E: 0 K: 2 S: 10	H: 0 LOB: 2 BB: 2 P: 20	R: 2 E: 1 K: 0 S: 6	H: 1 LOB: 0 BB: 0 P: 8	R: 0 E: 0 K: 0 S: 9	H: 1 LOB: 1 BB: 0 P: 14	R: 0 E: 0 K: 0 S: 8	H: 0 LOB: 0 BB: 0 P: 11	R: 0 E: 0 K: 1 S: 8	H: 0 LOB: 0 BB: 0 P: 10	R: 1 E: 0 K: 2 S: 13	H: 3 LOB: 2 BB: 0 P: 14	R: 0 E: 0 K: 1 S: 10	H: 1 LOB: 1 BB: 0 P: 16	1B: 3 2B: 2 3B: 0 HR: 2	SF: 0 SAC: 0 DP: 0 HBP: 0	WP: 0 PB: 0 SB: 0 CS: 0	PA: 37
<b>PITCHER</b>	IP WLS BF H R ER SO BB IBB HBP BLK WP HR S P ERA WHIP																					
Juan Marichal, R (1, 1) ERA: 2.44	7.2 W 32 6 3 1 5 2 0 0 0 0 0 2 68 100 1.17 1.043																					
Billy Pierce, L (8, 1) ERA: 3.35	1.1 S 5 1 0 0 2 0 0 0 0 0 0 0 13 19 0.00 0.750																					





Batter	1	2	3	4	5	6	7	8	9	AB	R	H	RBI	BB	SO	LOB
Harvey Kuenn, R OBP: 0.294, SLG: 0.307 (1, 9)	0-1 1-3 HR 1B	1-2 G4-6-3 1-2f		0-0 1-2 2-H 3-H 1B	4-2 1-2 BB			4-1 HR BB		3	2	2	1	2	0	3
Chuck Hiller, L OBP: 0.234, SLG: 0.209 (1, 4)	2-2 1-3 1-2		1-0 F8 4-3 1B	0-0 G3	0-1 4-3			1-1 1-H HR		5	1	2	2	0	0	6
Willie McCovey, L OBP: 0.364, SLG: 0.526 (1, 7)	0-0 2-H HR		3-2 4-3 1-2		4-1 BB E SF8 BB		3-2 3-1	3-2 3-1		4	2	1	2	1	0	1
Orlando Cepeda, R OBP: 0.355, SLG: 0.516 (1, 3)	0-0 F5		0-1 F8 2-3		0-1 E5 BB 1B		1-2 1B	0-1 6-3		5	1	1	0	0	0	2
Ed Bailey, L OBP: 0.368, SLG: 0.558 (1, 2)	1-0 3-1		0-0 G3		4-2 1B 1B BB		0-3 K	4-2 1B BB		3	1	0	0	2	1	2
Felipe Alou, R OBP: 0.320, SLG: 0.494 (1, 8)			1-3 K		3-3 K		2-1 SF8	2-3 1B		4	0	1	1	0	3	1
Cap Peterson, R OBP: 0.351, SLG: 0.486 Ernie Bowman, R OBP: 0.154, SLG: 0.231 (1, 5) (8, 5)			2-2 1B E 1B		1-0 CI 1B 1B		1-2 1B 1-3 2-H FC1-2-5-2 1B	0-2 1-3 1B		4	1	3	1	0	0	0
Jose Pagan, R OBP: 0.256, SLG: 0.248 (1, 6)			1-0 E4 1B		0-0 1B CI 1B		0-1 1B FC1-2-5-2 1B	0-2 5-3		4	0	2	1	0	0	1
Juan Marichal, R OBP: 0.200, SLG: 0.205 Billy Pierce, L (8, 1)			0-2 G4-6-3 1B		0-1 CI 1B		0-0 FC1-2-5-2 BB	0-0 6-3		3	0	1	0	0	0	2

Inning Stats	R: 2	H: 2	E: 0	LOB: 0	K: 0	P: 14	R: 0	H: 2	E: 1	LOB: 2	K: 1	P: 18	R: 0	H: 1	E: 0	LOB: 1	K: 0	P: 11	R: 1	H: 3	E: 1	LOB: 2	K: 1	P: 10	R: 3	H: 2	E: 0	LOB: 3	K: 0	P: 38	R: 0	H: 1	E: 0	LOB: 1	K: 2	P: 19	R: 0	H: 0	E: 0	LOB: 0	K: 0	P: 11	R: 2	H: 2	E: 0	LOB: 2	K: 0	P: 31
--------------	------	------	------	--------	------	-------	------	------	------	--------	------	-------	------	------	------	--------	------	-------	------	------	------	--------	------	-------	------	------	------	--------	------	-------	------	------	------	--------	------	-------	------	------	------	--------	------	-------	------	------	------	--------	------	-------

PITCHER	IP	WLS	BF	H	R	ER	SO	BB	IBB	HBP	BLK	WP	HR	S	P	ERA	WHIP
Don Drysdale, R ERA: 2.94 (1, 1)	4.1	L	25	9	6	4	2	2	2	0	0	0	1	54	81	8.31	2.538
Ed Roebuck, R ERA: 2.93 (5, 1)	0.1		3	1	0	0	0	1	0	0	0	0	0	8	12	0.00	6.000
Ron Perranoski, L ERA: 2.53 (5, 1)	1.1		5	1	0	0	2	0	0	0	0	0	0	15	21	0.00	0.750
Larry Sherry, R ERA: 3.15 (7, 1)	2.0		10	2	2	2	0	2	0	0	0	0	1	27	42	9.00	2.000

**BOTTOM**

Los Angeles Dodgers @ San Francisco Giants  
Candlestick Park, San Francisco, CA

Wed Jun 19 1963, 6:33 AM EDT  
Att. 41,384 - Unknown

livebaseballscorecards.com

AB	36
R	8
H	13
RBI	8
BB	5
SO	4
LOB	20

**GIANTS**

1B:	11	SF:	1	WP:	0	PA:	43
2B:	0	SAC:	0	PB:	0		
3B:	0	DP:	1	SB:	0		
HR:	2	HBP:	0	CS:	0		

Batter	1	2	3	4	5	6	7	8	9	AB R H RBI BB SO LOB	TOP											
Harvey Kuenn, R (1, 9) OBP: 0.289, SLG: 0.302	0-0 F9		0-3 K		0-0 FC5 BB 1B		0-0 6-3		0-0 F8	5 0 1 0 0 1 2	<b>San Francisco Giants @ Milwaukee Braves</b> <b>Milwaukee County Stadium, Milwaukee, WI</b> Fri Jun 21 1963, 8:05 PM EDT Att. 13,753 - Unknown <a href="http://livebaseballscorecards.com">livebaseballscorecards.com</a>											
Chuck Hiller, L (1, 4) OBP: 0.234, SLG: 0.205	0-0 F5		0-0 F7		4-0 FC5 BB 1-2		0-0 4-3		0-0 4-3	3 0 0 0 1 0 1												
Willie Mays, R (1, 8) OBP: 0.346, SLG: 0.452	4-0 BB		0-0 F9		0-0 FC5 1-2 2-3f		0-0 1-3		0-0 1-3	3 0 0 0 1 0 2												
Willie McCovey, L (1, 7) OBP: 0.359, SLG: 0.516	0-3 K		0-0 4-3		0-0 P4		0-3 K		0-3 K	4 0 0 0 0 2 3												
Orlando Cepeda, R (1, 3) OBP: 0.357, SLG: 0.539		0-0 HR		0-0 HR		0-0 F8		0-0 6-3		4 2 2 2 0 0 0												
Tom Haller, L (1, 2) OBP: 0.336, SLG: 0.464		0-0 4-3		4-0 WP BB		0-3 K		0-0 PB 1B 1B		3 1 1 0 1 1 0												
Cap Peterson, R (1, 5) OBP: 0.317, SLG: 0.439		0-0 6-3		0-0 6-3 1-2		0-0 1-3		0-3 K		4 0 0 0 0 1 2												
Jose Pagan, R (1, 6) OBP: 0.260, SLG: 0.253		4-0 BB		0-0 6-3		0-0 2B		0-0 6-3 1-2		3 0 1 0 1 0 2												
Bobby Bolin, R (1, 1) OBP: 0.267, SLG: 0.083		0-0 5-3		0-3 K		0-0 1-3		0-0 2-H 1B		2 0 0 0 0 1 1												
Gaylord Perry, R (5, 1) OBP: 0.222, SLG: 0.333										0 0 0 0 0 0 0												
Joey Amalfitano, R (7, PH) OBP: 0.271, SLG: 0.238										1 0 0 0 0 0 1												
Al Stanek, L (7, 1)										0 0 0 0 0 0 0												
Felipe Alou, R (9, PH) OBP: 0.322, SLG: 0.496										1 0 1 1 0 0 0												
<b>Inning Stats</b>	R: 0 E: 0 K: 1 S: 5	H: 0 LOB: 1 BB: 1 P: 9	R: 1 E: 0 K: 0 S: 4	H: 1 LOB: 1 BB: 1 P: 8	R: 0 E: 0 K: 1 S: 5	H: 0 LOB: 0 BB: 0 P: 5	R: 1 E: 0 K: 0 S: 4	H: 1 LOB: 1 BB: 1 P: 8	R: 0 E: 0 K: 1 S: 6	H: 1 LOB: 2 BB: 1 P: 10	R: 0 E: 0 K: 1 S: 5	H: 0 LOB: 0 BB: 0 P: 5	R: 0 E: 0 K: 0 S: 4	H: 1 LOB: 1 BB: 0 P: 4	R: 0 E: 0 K: 1 S: 5	H: 0 LOB: 0 BB: 0 P: 5	R: 1 E: 0 K: 1 S: 7	H: 2 LOB: 1 BB: 0 P: 7	1B: 3 2B: 1 3B: 0 HR: 2	SF: 0 SAC: 0 DP: 0 HBP: 0	WP: 1 PB: 1 SB: 0 CS: 0	PA: 37
<b>PITCHER</b> Tony Cloninger, R (1, 1) ERA: 3.14	IP: 5.0 WLS: W BF: 22 H: 3 R: 2 ER: 2 SO: 3 BB: 4 IBB: 0 HBP: 0 BLK: 0 WP: 1 HR: 2 S: 24 P: 40 ERA: 3.60 WHIP: 1.400	IP: 4.0 WLS: S BF: 15 H: 3 R: 1 ER: 0 SO: 3 BB: 0 IBB: 0 HBP: 0 BLK: 0 WP: 0 HR: 0 S: 21 P: 21 ERA: 0.00 WHIP: 0.750											<b>PITCHER</b>	IP: 0.0 WLS: 0 BF: 0 H: 0 R: 0 ER: 0 SO: 0 BB: 0 IBB: 0 HBP: 0 BLK: 0 WP: 0 HR: 0 S: 0 P: 0 ERA: 0.00 WHIP: 0.00								



Batter	1	2	3	4	5	6	7	8	9
<b>Eddie Mathews, L</b> (1, 5) OBP: 0.383, SLG: 0.421	0-0 <b>F7</b>			0-0 <b>3-1</b>	4-0 <b>BB</b> <b>3B</b> <b>IBB</b>		0-0 <b>4-3</b>		
<b>Frank Bolling, R</b> (1, 4) OBP: 0.270, SLG: 0.296	0-0 <b>E5</b> <b>CS</b>			0-0 <b>L4</b>	4-0 <b>BB</b> <b>BB</b> <b>BB</b> <b>BB</b> <b>BB</b> 1-2 2-3 3-H <b>3B</b> <b>BB</b>		0-0 <b>5-3</b>		
<b>Lee Mays, L</b> (1, 9) OBP: 0.292, SLG: 0.383	0-0 <b>F5</b> 1-2			0-0 <b>6-3</b>	0-0 <b>3B</b> 1-H 2-H 3-H			0-0 <b>G3</b>	
<b>Joe Torre, R</b> (1, 2) OBP: 0.363, SLG: 0.427		0-0 <b>F8</b>			<b>HR</b> 1-3			4-0 <b>4-3</b> <b>BB</b>	
<b>Mack Jones, L</b> (1, 8) OBP: 0.331, SLG: 0.353		0-3 <b>K</b>			4-0 <b>HBP</b> <b>WP</b> <b>BB</b> <b>BB</b> <b>BB</b> <b>BB</b> <b>BB</b> <b>BB</b> <b>BB</b> <b>BB</b> <b>BB</b> E <b>BB</b>	0-0 <b>4-3</b>		0-0 <b>4-3</b> 1-2	
<b>Don Dillard, L</b> (1, 7) OBP: 0.286, SLG: 0.388		0-0 <b>1-3</b>			0-0 <b>L4</b>	0-0 <b>1-3</b>		0-0 <b>4-3</b>	
<b>Gene Oliver, R</b> (1, 3) OBP: 0.313, SLG: 0.429			0-3 <b>K</b>		0-0 <b>E5</b> <b>WP</b> <b>HBP</b> <b>BB</b> 1-2	0-0 <b>1B</b>			
<b>Bob Hendley, R</b> (6, 1) OBP: 0.192, SLG: 0.160									
<b>Denis Menke, R</b> (1, 6) OBP: 0.316, SLG: 0.379			0-0 <b>2-3</b>		1-0 <b>BB</b> <b>3B</b> <b>HBP</b> 1-2 2-3	0-3 <b>K</b>			
<b>Tony Cloninger, R</b> (1, 1) OBP: 0.143, SLG: 0.143			0-3 <b>K</b>		0-0 <b>F2</b> 1-2 2-3 3-H				
<b>Norm Larker, L</b> (5, PH) OBP: 0.331, SLG: 0.283							0-0 <b>P4</b>		

AB	R	H	RBI	BB	SO	LOB
3	1	0	0	1	0	0
3	1	0	1	1	0	0
4	0	1	3	0	0	1
3	1	1	1	1	0	1
3	1	0	0	1	1	1
4	0	0	0	0	0	2
2	1	0	0	0	1	1
1	0	1	0	0	0	0
2	1	0	0	0	1	1
1	0	0	0	0	1	0
2	0	0	0	0	0	2

Inning	R	H	E	K	S	H	LOB	BB	P	S	P	ERA	WHIP	1B	2B	3B	HR	SF	SAC	DP	HBP	WP	HR	S	P	ERA	WHIP
1	0	0	1	3	5	0	0	0	3	3	6	1.93	0.857	1	0	1	1	0	0	0	1	1	3	6	1.93	0.857	
5	1	1	0	0	0	0	0	0	0	0	7	0.00	0.750	0	0	0	0	0	0	0	0	0	0	0	0.00	0.750	
7	0	0	0	0	0	0	0	0	0	0	6	0.00	0.500	0	0	0	0	0	0	0	0	0	0	0	0.00	0.500	

**BOTTOM**

**San Francisco Giants @ Milwaukee Braves**  
Milwaukee County Stadium, Milwaukee, WI

<b>AB</b>	<b>28</b>
<b>R</b>	<b>6</b>
<b>H</b>	<b>3</b>
<b>RBI</b>	<b>5</b>
<b>BB</b>	<b>4</b>
<b>SO</b>	<b>4</b>
<b>LOB</b>	<b>9</b>



WP: 1	PA: 33
PB: 0	
SB: 0	
CS: 1	

Fri Jun 21 1963, 8:05 PM EDT  
Att. 13,753 - Unknown

Batter	1	2	3	4	5	6	7	8	9	AB R H RBI BB SO LOB	TOP		
Harvey Kuenn, R (1, 9) OBP: 0.288, SLG: 0.300	0-0 FC5-6 1B		0-0 G6-4-3 1-2f			0-0 P6		0-0 6-3		4 0 1 0 0 0 1	<b>San Francisco Giants @ Milwaukee Braves</b> <b>Milwaukee County Stadium, Milwaukee, WI</b> Sat Jun 22 1963, 4:33 AM EDT Att. 11,208 - Unknown <a href="http://livebaseballscorecards.com">livebaseballscorecards.com</a>		
Chuck Hiller, L (1, 4) OBP: 0.235, SLG: 0.206	0-0 F9		0-0 4-3			0-0 1B 1B		0-0 6-3		4 1 1 0 0 0 1			
Willie Mays, R (1, 8) OBP: 0.348, SLG: 0.452	0-3 K				0-3 K	0-0 1B 1-3 1B		0-0 2B 1B		4 1 2 0 0 2 1			
Willie McCovey, L (1, 7) Felipe Alou, R (9, PR) OBP: 0.322, SLG: 0.496	0-0 FC5-6 1-2f				0-0 F6	0-0 G4-3 1-3 3-H 1B		0-0 1B 2B		4 0 2 1 0 0 1 0 1 0 0 0 0 0			
Orlando Cepeda, R (1, 3) OBP: 0.359, SLG: 0.535		0-0 4-3			1-0 HBP	0-0 G4-3 1-2f		4-0 1B IBB		2 0 0 0 1 0 2			
Ed Bailey, L (1, 2) OBP: 0.372, SLG: 0.556		0-0 1B			0-0 F4		0-0 4-3		0-0 1-2 2-H 3-H 1B	4 0 2 2 0 0 1			
Joey Amalfitano, R (1, 5) Matty Alou, L (9, PH) Jim Davenport, R (9, 5) OBP: 0.263, SLG: 0.335		0-3 K			0-0 6-3		0-0 F7		0-0 P4	3 0 0 0 0 1 1 1 0 0 0 0 0 2 0 0 0 0 0 0 0			
Jose Pagan, R (1, 6) OBP: 0.260, SLG: 0.253		0-0 F9			0-0 B2-6-4 1B		0-0 F7		0-0 F8	4 0 1 0 0 0 3			
Billy O'Dell, S (1, 1) OBP: 0.167, SLG: 0.125			0-0 G6-4-3 1B			0-0 B2-6-4 1-2f		0-0 1-3	0-3 K	4 0 1 0 0 1 3			
<b>Inning Stats</b>	R: 0 H: 1 E: 0 LOB: 1 K: 1 BB: 0 S: 6 P: 6	R: 0 H: 1 E: 0 LOB: 1 K: 1 BB: 0 S: 6 P: 6	R: 0 H: 1 E: 0 LOB: 0 K: 0 BB: 0 S: 3 P: 3	R: 0 H: 0 E: 0 LOB: 1 K: 1 BB: 0 S: 5 P: 6	R: 0 H: 1 E: 0 LOB: 0 K: 0 BB: 0 S: 3 P: 3	R: 1 H: 3 E: 0 LOB: 1 K: 0 BB: 0 S: 5 P: 5	R: 0 H: 0 E: 0 LOB: 0 K: 0 BB: 0 S: 3 P: 3	R: 0 H: 0 E: 0 LOB: 0 K: 0 BB: 0 S: 3 P: 3	R: 2 H: 3 E: 0 LOB: 2 K: 1 BB: 1 S: 8 P: 12	1B: 9 SF: 0 2B: 1 SAC: 0 3B: 0 DP: 3 HR: 0 HBP: 1		WP: 0 PA: 36 PB: 0 SB: 0 CS: 0	
<b>PITCHER</b>	IP WLS BF H R ER SO BB IBB HBP BLK WP HR S P ERA WHIP											<b>PITCHER</b>	IP WLS BF H R ER SO BB IBB HBP BLK WP HR S P ERA WHIP
Bob Shaw, R (1, 1) ERA: 3.43	8.0 L 29 7 1 1 3 0 0 1 0 0 0 0 34 35 1.12 0.875												
Hank Fischer, R (9, 1) ERA: 5.09	0.0 4 3 2 2 0 0 0 1 0 0 0 0 3 7 ∞ ∞												
Claude Raymond, R (9, 1) ERA: 3.75	1.0 3 0 0 0 0 1 0 0 0 0 0 0 5 5 0.00 0.000												

Batter	1	2	3	4	5	6	7	8	9	AB	R	H	RBI	BB	SO	LOB
Lee Maye, L OBP: 0.285, SLG: 0.372 (1, 9)	0-0 F5		0-0 F9			0-0 P6			0-0 4-3	4	0	0	0	0	0	0
Frank Bolling, R OBP: 0.270, SLG: 0.295 (1, 4)	0-0 F8		0-0 1B			0-0 P4			0-0 E5	4	0	1	0	0	0	0
Joe Torre, R OBP: 0.361, SLG: 0.420 (1, 2)	4-0 BB		0-0 F8			0-0 F9			0-0 4-3	3	0	0	0	1	0	2
Gene Oliver, R OBP: 0.312, SLG: 0.418 (1, 3)	0-0 6-3			0-0 F7			4-0 BB		0-3 K	3	0	0	0	1	1	2
Eddie Mathews, L OBP: 0.383, SLG: 0.417 (1, 5)		0-0 4-3		4-0 BB			0-3 K			2	0	0	0	1	1	1
Denis Menke, R OBP: 0.316, SLG: 0.379 (1, 6)				0-0 1B		0-0 G6-4-3		0-0 G6-4-3		3	0	1	0	0	0	2
Hawk Taylor, R (1, 7)								0-3 K		3	0	0	0	0	1	1
Mack Jones, L OBP: 0.326, SLG: 0.346 (1, 8)								0-0 4-3		3	0	0	0	0	1	1
Bob Shaw, R OBP: 0.308, SLG: 0.182 (1, 1)								0-0 F9		2	0	0	0	0	0	0
Tommie Aaron, R OBP: 0.278, SLG: 0.329 (8, PH)										1	0	0	0	0	0	0
Hank Fischer, R (9, 1)										0	0	0	0	0	0	0
Claude Raymond, R OBP: 0.800, SLG: 1.333 (9, 1)										0	0	0	0	0	0	0

<b>Inning Stats</b>	R: 0 E: 0 K: 0 S: 3	H: 0 LOB: 1 BB: 1 P: 7	R: 0 E: 0 K: 0 S: 4	H: 1 LOB: 1 BB: 0 P: 4	R: 0 E: 0 K: 0 S: 4	H: 1 LOB: 1 BB: 0 P: 4	R: 0 E: 0 K: 0 S: 2	H: 0 LOB: 0 BB: 1 P: 6	R: 0 E: 0 K: 1 S: 5	H: 0 LOB: 0 BB: 0 P: 5	R: 0 E: 0 K: 0 S: 3	H: 0 LOB: 0 BB: 0 P: 3	R: 0 E: 0 K: 1 S: 4	H: 0 LOB: 0 BB: 1 P: 8	R: 0 E: 0 K: 1 S: 5	H: 0 LOB: 0 BB: 0 P: 5	R: 0 E: 1 K: 1 S: 6	H: 0 LOB: 1 BB: 0 P: 6	1B: 2 2B: 0 3B: 0 HR: 0	SF: 0 SAC: 0 DP: 2 HBP: 0	WP: 0 PB: 0 SB: 0 CS: 0	PA: 31												
<b>PITCHER</b> Billy O'Dell, L ERA: 2.55 (1, 1)	IP 9.0	WLS W	BF 31	H 2	R 0	ER 0	SO 4	BB 3	IBB 0	HBP 0	BLK 0	WP 0	HR 0	S 36	P 48	ERA 0.00	WHIP 0.556																	
																	<b>PITCHER</b>	IP	WLS	BF	H	R	ER	SO	BB	IBB	HBP	BLK	WP	HR	S	P	ERA	WHIP


**BOTTOM**

**San Francisco Giants @ Milwaukee Braves**  
**Milwaukee County Stadium, Milwaukee, WI**

<b>AB</b>	<b>28</b>
<b>R</b>	<b>0</b>
<b>H</b>	<b>2</b>
<b>RBI</b>	<b>0</b>
<b>BB</b>	<b>3</b>
<b>SO</b>	<b>4</b>
<b>LOB</b>	<b>9</b>



Sat Jun 22 1963, 4:33 AM EDT  
 Att. 11,208 - Unknown

Batter	1	2	3	4	5	6	7	8	9	AB R H RBI BB SO LOB	TOP													
Harvey Kuenn, R (1, 5) OBP: 0.295, SLG: 0.333	0-0 HR	0-0 5-3			0-0 1B		0-0 F9			4 1 2 1 0 0 0	<b>San Francisco Giants @ Milwaukee Braves</b> <b>Milwaukee County Stadium, Milwaukee, WI</b> Sun Jun 23 1963, 4:33 AM EDT Att: 19,016 - Unknown <a href="http://livebaseballscorecards.com">livebaseballscorecards.com</a>													
Chuck Hiller, L (1, 4) OBP: 0.242, SLG: 0.221	0-0 2B		0-0 3-1		0-0 1B		0-0 1-3			4 0 2 0 0 0 0														
Willie Mays, R (1, 8) OBP: 0.344, SLG: 0.445	0-0 P6		0-0 F3		0-0 FC6-4					4 0 0 0 0 0 3														
Willie McCovey, L (1, 7) OBP: 0.355, SLG: 0.511	0-0 6-3		0-3 K							4 0 0 0 0 2 1														
Orlando Cepeda, R (1, 3) OBP: 0.361, SLG: 0.538	0-0 6-3			0-0 1B		0-0 1B		0-0 6-3		4 1 2 0 0 0 1														
Felipe Alou, R (1, 9) OBP: 0.325, SLG: 0.504		0-0 HR		0-0 F9		0-0 F7		0-0 1B		4 1 2 0 0 0 2														
Tom Haller, L (1, 2) OBP: 0.341, SLG: 0.491		0-0 HR		0-0 G1-6-3		0-0 1B		0-0 F8		4 1 2 3 0 0 2														
Jose Pagan, R (1, 6) OBP: 0.257, SLG: 0.250		0-0 5-3			0-0 F9		0-0 FC6-4		0-0 G5-4-3	3 0 0 0 0 0 1														
Jim Duffalo, R (6, 1)										0 0 0 0 0 0 0														
Joey Amalfitano, R (9, PH) OBP: 0.262, SLG: 0.229										1 0 0 0 0 0 1														
Jack Sanford, R (1, 1) OBP: 0.216, SLG: 0.217		0-3 K			0-3 K					2 0 0 0 0 2 0														
Gaylord Perry, R (5, 1) OBP: 0.222, SLG: 0.333										0 0 0 0 0 0 0														
Al Stank, L (5, 1)										0 0 0 0 0 0 0														
Cap Peterson, R (6, 6) OBP: 0.310, SLG: 0.429										1 0 0 0 0 0 0														
<b>Inning Stats</b>	R: 1 E: 0 K: 0 S: 5	H: 2 LOB: 1 BB: 0 P: 5	R: 2 E: 0 K: 1 S: 7	H: 2 LOB: 0 BB: 0 P: 7	R: 0 E: 0 K: 1 S: 5	H: 0 LOB: 0 BB: 0 P: 5	R: 0 E: 0 K: 1 S: 3	H: 1 LOB: 0 BB: 0 P: 3	R: 0 E: 0 K: 1 S: 7	H: 2 LOB: 2 BB: 0 P: 7	R: 1 E: 0 K: 0 S: 5	H: 2 LOB: 1 BB: 0 P: 5	R: 0 E: 0 K: 0 S: 3	H: 0 LOB: 0 BB: 0 P: 3	R: 0 E: 0 K: 1 S: 5	H: 0 LOB: 0 BB: 0 P: 5	R: 0 E: 0 K: 0 S: 3	H: 1 LOB: 0 BB: 0 P: 3	1B: 5 2B: 2 3B: 1 HR: 2	SF: 0 SAC: 0 DP: 2 HBP: 0	WP: 0 PB: 0 SB: 0 CS: 0	PA: 35		
<b>PITCHER</b> Warren Spahn, L (1, 1) ERA: 3.37	IP 9.0	WLS W	BF 35	H 10	R 4	ER 4	SO 4	BB 0	IBB 0	HBP 0	BLK 0	WP 0	HR 2	S 43	P 43	ERA 4.00	WHIP 1.111							

Batter	1	2	3	4	5	6	7	8	9
Lee Maye, L (1, 7) OBP: 0.294, SLG: 0.383	0-0 SH1-3 SF8 2B		0-3 K		0-0 1B 1B	4-0 BB SH1-4 SF9 BB		0-3 K	
Frank Bolling, R (1, 4) OBP: 0.266, SLG: 0.291	0-0 SH1-3 2-3		0-0 F7		0-0 F8	0-0 SH1-4 1-2		0-0 5-3	
Hank Aaron, R (1, 9) OBP: 0.385, SLG: 0.597	0-0 SF8 3-H		0-0 HR		0-0 1B 2B 1B	4-0 SF9 BB IBB		0-0 6-3	
Eddie Mathews, L (1, 5) OBP: 0.388, SLG: 0.418	4-0 1B BB		0-0 3-1		0-0 1-3 2B 1B	4-0 BB 1-2 2-3 BB			
Joe Torre, R (1, 2) OBP: 0.364, SLG: 0.421	0-0 1-2 1B			0-0 5-3	4-0 2B WP BB	0-0 SF9 2-3 3-H			
Mack Jones, L (1, 8) OBP: 0.330, SLG: 0.356	0-0 P6			0-0 PO 1B	0-0 WP 1B 2B	0-3 K			
Gene Oliver, R (1, 3) OBP: 0.312, SLG: 0.411		0-0 F7		0-0 P4	4-0 1B WP BB		0-0 F8		
Tommie Aaron, R (6, 3) OBP: 0.275, SLG: 0.325					2-3 3-H				
Denis Menke, R (1, 6) OBP: 0.315, SLG: 0.376		0-3 K		0-0 PO 1-2	0-0 F8 WP 1B		0-3 K		
Warren Spahn, L (1, 1) OBP: 0.238, SLG: 0.308		0-0 G3			0-0 HR		0-0 4-3		

Inning Stats	R: 1	H: 2	E: 0	K: 0	S: 5	R: 0	H: 0	E: 0	K: 1	S: 5	R: 0	H: 1	E: 0	K: 1	S: 6	R: 0	H: 1	E: 0	K: 0	S: 3	R: 7	H: 6	E: 0	K: 0	S: 9	R: 1	H: 0	E: 0	K: 1	S: 5	R: 0	H: 0	E: 0	K: 1	S: 5	R: 0	H: 0	E: 0	K: 1	S: 5
	LOB: 2	BB: 1	P: 9			LOB: 0	BB: 0	P: 5			LOB: 0	BB: 0	P: 6			LOB: 1	BB: 2	P: 17			LOB: 0	BB: 0	P: 5			LOB: 0	BB: 0	P: 5			LOB: 0	BB: 0	P: 5			LOB: 0	BB: 0	P: 5		

PITCHER	IP	WLS	BF	H	R	ER	SO	BB	IBB	HBP	BLK	WP	HR	S	P	ERA	WHIP
Jack Sanford, R (1, 1) ERA: 2.9	4.2	L	22	8	6	6	2	1	0	0	0	0	2	25	29	11.57	1.929
Gaylord Perry, R (5, 1) ERA: 3.26	0.0		4	2	2	2	0	2	0	0	0	1	0	2	10	∞	∞
Al Stanek, L (5, 1) ERA: 4.05	0.2		5	0	2	2	0	2	1	0	0	1	0	2	14	27.00	3.000
Jim Duffalo, R (6, 1) ERA: 1.54	2.2		8	0	0	0	3	0	0	0	0	0	0	14	14	0.00	0.000


**BOTTOM**

San Francisco Giants @ Milwaukee Braves  
Milwaukee County Stadium, Milwaukee, WI

Sun Jun 23 1963, 4:33 AM EDT  
Att. 19,016 - Unknown

AB	R	H	RBI	BB	SO	LOB
4	3	2	0	1	2	0
3	0	0	0	0	0	1
3	2	2	2	1	0	0
2	1	1	1	2	0	0
2	1	1	1	1	0	0
4	1	2	2	0	1	4
2	1	0	0	1	0	1
1	0	0	0	0	0	0
4	0	1	1	0	2	0
4	1	1	1	0	0	1

AB	29
R	10
H	10
RBI	8
BB	6
SO	5
LOB	7



1B	6	SF	2	WP	3	PA	40
2B	2	SAC	2	PB	0		
3B	0	DP	0	SB	0		
HR	2	HBP	0	CS	0		

livebaseballscorecards.com

Batter	1	2	3	4	5	6	7	8	9	AB R H RBI BB SO LOB	TOP	
<b>Harvey Kuenn, R</b> (1, 9) <small>OBP: 0.306, SLG: 0.357</small> <b>Matty Alou, L</b> (2, PR) <small>OBP: 0.167, SLG: 0.143</small> (2, 9)	0-0  FC4-2 3B	1-0  G1-6-3 HBP		0-0  F9			4-0  BB		0-0  4-3	1 0 1 0 0 0 0 2 0 0 0 1 0 1		
<b>Chuck Hiller, L</b> (1, 4) <small>OBP: 0.247, SLG: 0.228</small>	0-0  FC4-2 HBP	0-0  G1-6-3 1-2f			0-0  FC5-4 1B		0-0  F8		0-0  FC5-4 1B	5 1 2 0 0 0 3 5 1 1 0 0 0 3		
<b>Willie Mays, R</b> (1, 8) <small>OBP: 0.341, SLG: 0.441</small>	0-0  E3 HBP SF9 1B		0-0  6-3		0-0  F8		0-0  F8		0-0  FC5-4 1-2f	5 1 1 0 0 0 3		
<b>Willie McCovey, L</b> (1, 7) <small>OBP: 0.357, SLG: 0.507</small> <b>Felipe Alou, R</b> (9, 7) <small>OBP: 0.325, SLG: 0.504</small>	4-0  HBP E IBB		4-0  BB		0-0  F7		0-0  F8			2 1 0 0 2 0 1 0 0 0 0 0 0 0		
<b>Orlando Cepeda, R</b> (1, 3) <small>OBP: 0.360, SLG: 0.532</small>	1-0  E 1B HBP		0-3  K		0-0  FC5-4 1-2f		0-0  F8			3 1 0 1 0 1 2		
<b>Ed Bailey, L</b> (1, 2) <small>OBP: 0.369, SLG: 0.548</small>	0-0  SF9		0-3  K		0-0  F8		4-0  1B BB			2 0 0 1 1 1 1		
<b>Jim Davenport, R</b> (1, 5) <small>OBP: 0.286, SLG: 0.338</small>	0-0  1B		0-0  6-3		0-0  F8		0-0  FC6-4 1B			4 0 2 1 0 0 0		
<b>Jose Pagan, R</b> (1, 6) <small>OBP: 0.253, SLG: 0.246</small>	0-0  P4		0-3  K		0-0  5-3		0-0  FC6-4 1-2f			4 0 0 0 0 1 3		
<b>Juan Marichal, R</b> (1, 1) <small>OBP: 0.208, SLG: 0.213</small> <b>Billy Pierce, L</b> (7, 1)		0-0  5-3		0-0  1B		0-0  F2		0-3  K		3 0 1 0 0 0 0 1 0 0 0 0 1 0		
<b>Inning Stats</b>	R: 4 H: 3 E: 2 LOB: 1 K: 0 BB: 1 S: 6 P: 11	R: 0 H: 0 E: 0 LOB: 1 K: 0 BB: 0 S: 2 P: 3	R: 0 H: 0 E: 0 LOB: 1 K: 2 BB: 1 S: 7 P: 11	R: 0 H: 1 E: 0 LOB: 1 K: 1 BB: 0 S: 6 P: 6	R: 0 H: 1 E: 0 LOB: 1 K: 0 BB: 0 S: 4 P: 4	R: 0 H: 0 E: 0 LOB: 0 K: 0 BB: 0 S: 3 P: 3	R: 0 H: 0 E: 0 LOB: 1 K: 0 BB: 1 S: 3 P: 7	R: 0 H: 1 E: 0 LOB: 2 K: 0 BB: 1 S: 4 P: 8	R: 0 H: 1 E: 0 LOB: 1 K: 1 BB: 0 S: 6 P: 6	1B: 6 SF: 1 2B: 0 SAC: 0 3B: 1 DP: 1 HR: 0 HBP: 2	WP: 0 PA: 39 PB: 0 SB: 0 CS: 0	
<b>PITCHER</b> <b>Lew Burdette, R</b> (1, 1) <small>ERA: 3.5</small> <b>Ed Bauta, R</b> (8, 1) <small>ERA: 1.75</small>	IP WLS BF H R ER SO BB IBB HBP BLK WP HR S P ERA WHIP 7.0 L 30 5 4 3 3 2 1 2 0 0 0 0 31 45 3.86 1.000 2.0 9 2 0 0 0 1 1 0 0 0 0 0 10 14 0.00 1.500											<b>PITCHER</b> IP WLS BF H R ER SO BB IBB HBP BLK WP HR S P ERA WHIP

San Francisco Giants @ St. Louis Cardinals  
 Sportsman's Park, St. Louis, MO  
 Mon Jun 24 1963, 8:05 PM EDT  
 Att. 22,413 - Unknown - 85 F

AB	32
R	4
H	7
RBI	3
BB	4
SO	4
LOB	14





Batter	1	2	3	4	5	6	7	8	9	AB R H RBI BB SO LOB
Julian Javier, R OBP: 0.319, SLG: 0.444 (1, 4)	0-0 5-3		0-0 F8		0-0 1-3		0-0 HR		0-3 K	5 1 1 1 0 1 2
Bill White, L OBP: 0.386, SLG: 0.534 (1, 3)	0-0 4-3			0-0 FC3-6 1B	0-0 1B		0-0 4-3			4 0 2 2 0 0 0
Dick Groat, R OBP: 0.412, SLG: 0.482 (1, 6)	0-0 F8			0-0 FC3-6 BB	0-0 P4		0-0 WP 2B			4 0 1 0 0 0 2
Stan Musial, L OBP: 0.348, SLG: 0.462 (1, 7)		0-0 P4		4-0 BB		0-0 1B 1B	0-0 4-3			3 0 1 0 1 0 1
George Altman, L OBP: 0.358, SLG: 0.397 (1, 9)		0-0 F8		0-3 K		0-3 K		0-0 1-3		4 0 0 0 0 2 3
Ken Boyer, R OBP: 0.368, SLG: 0.419 (1, 5)		0-0 2B		0-0 F7		0-0 1B		0-0 5-3		4 0 2 0 0 0 2
Tim McCarver, L OBP: 0.361, SLG: 0.466 (1, 2)		0-0 4-3			0-0 1B 1B	0-0 F5		0-0 6-3		4 1 1 0 0 0 3
Duke Carmel, L OBP: 0.395, SLG: 0.367 (1, 8)			0-0 F9		0-0 1B 1B	0-3 K		0-0 P5		3 1 1 0 0 1 2
Charlie James, R OBP: 0.323, SLG: 0.439 (9, PH)										1 0 0 0 0 0 0
Lew Burdette, R OBP: 0.143, SLG: 0.125 (1, 1)			0-3 K		0-3 K		0-3 K		0-3 K	2 0 0 0 0 2 2
Carl Sawatski, L OBP: 0.349, SLG: 0.389 (7, PH)										1 0 0 0 0 1 0
Ed Bauta, R (8, 1)										0 0 0 0 0 0 0
Red Schoendienst, S (9, PH)										1 0 0 0 0 1 0

**BOTTOM**

San Francisco Giants @ St. Louis Cardinals  
Sportsman's Park, St. Louis, MO

Mon Jun 24 1963, 8:05 PM EDT  
Att: 22,413 - Unknown - 85 F

[livebaseballscorecards.com](http://livebaseballscorecards.com)

<b>AB</b>	<b>36</b>
<b>R</b>	<b>3</b>
<b>H</b>	<b>9</b>
<b>RBI</b>	<b>3</b>
<b>BB</b>	<b>1</b>
<b>SO</b>	<b>8</b>
<b>LOB</b>	<b>17</b>



Inning Stats	R: 0	H: 0	E: 0	K: 0	S: 3	R: 0	H: 1	E: 0	K: 0	S: 4	R: 0	H: 0	E: 0	K: 1	S: 5	R: 0	H: 1	E: 0	K: 1	S: 6	R: 2	H: 3	E: 0	K: 1	S: 8	R: 0	H: 2	E: 0	K: 2	S: 9	R: 1	H: 2	E: 0	K: 1	S: 7	R: 0	H: 0	E: 0	K: 0	S: 3	R: 0	H: 0	E: 0	K: 2	S: 7	1B: 6	SF: 0	2B: 2	SAC: 0	3B: 0	DP: 0	HR: 1	HBP: 0	WP: 1	PA: 37
--------------	------	------	------	------	------	------	------	------	------	------	------	------	------	------	------	------	------	------	------	------	------	------	------	------	------	------	------	------	------	------	------	------	------	------	------	------	------	------	------	------	------	------	------	------	------	-------	-------	-------	--------	-------	-------	-------	--------	-------	--------

PITCHER	IP	WLS	BF	H	R	ER	SO	BB	IBB	HBP	BLK	WP	HR	S	P	ERA	WHIP
Juan Marichal, R ERA: 2.52 (1, 1)	6.2	W	30	9	3	3	6	1	0	0	0	0	1	41	45	4.05	1.500
Billy Pierce, L ERA: 3.16 (7, 1)	2.1	S	7	0	0	0	2	0	0	0	0	1	0	11	11	0.00	0.000

**WP: 1 PA: 37**

**PB: 0 SB: 0 CS: 0**

Batter	1	2	3	4	5	6	7	8	9	AB R H RBI BB SO LOB	TOP																	
Harvey Kuenn, R (1, 5) OBP: 0.320, SLG: 0.359	0-0 6-3			0-0 2B 1B		4-0 1B SF9 BB		4-0 HR BB		2 2 1 0 2 0 0	<p>San Francisco Giants @ St. Louis Cardinals</p> <p>Sportsman's Park, St. Louis, MO</p> <p>Tue Jun 25 1963, 8:05 PM EDT</p> <p>Att. 19,051 - Unknown - 87 F</p>																	
Willie McCovey, L (1, 7) OBP: 0.360, SLG: 0.519	0-0 6-3			0-0 F8		0-0 1-3 1B		0-0 1-H HR		4 1 2 2 0 0 1																		
Willie Mays, R (1, 8) OBP: 0.343, SLG: 0.451	0-0 6-3			0-0 1-3 2B		0-0 SF9		0-0 1B 3B 2B		3 1 2 1 0 0 0																		
Orlando Cepeda, R (1, 3) OBP: 0.358, SLG: 0.528		0-0 F7		0-3 K		0-0 3-H P3		0-0 2-3 3B 1B		4 1 1 0 0 1 3																		
Felipe Alou, R (1, 9) OBP: 0.324, SLG: 0.508		0-0 F2		0-0 6-3			0-0 F8	0-0 1-H 3B		4 0 1 2 0 0 2																		
Ed Bailey, L (1, 2) OBP: 0.360, SLG: 0.532		0-0 F8			0-3 K		0-3 K	0-3 K		4 0 0 0 0 3 1																		
Jose Pagan, R (1, 6) OBP: 0.249, SLG: 0.242			0-0 5-6-3		0-0 6-3		0-0 5-3		0-0 F9	4 0 0 0 0 0 0																		
Joey Amalfitano, R (1, 4) OBP: 0.262, SLG: 0.223			0-3 K		0-0 F9			0-0 6-3	4-0 CS BB	3 0 0 0 1 1 0																		
Jim Duffalo, R Jack Fisher, R Jack Sanford, R Billy Hoelt, L Gaylord Perry, R Jim Davidson, R Don Larsen, R Matty Alou, L Bobby Bolin, R			0-3 K		0-0 5-3			0-3 K	0-0 1-2 P4	0 0 0 0 0 0 0 0 1 0 0 0 0 0 1 0 0 0 0 0 0 0 0 0 0 0 0 0 0 0 0 0 1 0 0 0 0 0 1 0 0 0 0 0 0 0 0 0 0 0 0 0 0 0 0 0 1 0		<b>AB</b> 32 <b>R</b> 5 <b>H</b> 7 <b>RBI</b> 5 <b>BB</b> 3 <b>SO</b> 7 <b>LOB</b> 8																
<b>Inning Stats</b>	R: 0 H: 0 E: 0 LOB: 0 K: 0 BB: 0 S: 3 P: 3	R: 0 H: 0 E: 0 LOB: 0 K: 0 BB: 0 S: 3 P: 3	R: 0 H: 0 E: 0 LOB: 0 K: 2 BB: 0 S: 7 P: 7	R: 0 H: 2 E: 0 LOB: 2 K: 1 BB: 0 S: 7 P: 7	R: 0 H: 0 E: 0 LOB: 0 K: 1 BB: 0 S: 5 P: 5	R: 1 H: 1 E: 0 LOB: 1 K: 0 BB: 1 S: 4 P: 8	R: 0 H: 0 E: 0 LOB: 0 K: 1 BB: 0 S: 5 P: 5	R: 4 H: 4 E: 0 LOB: 1 K: 2 BB: 1 S: 11 P: 15	R: 0 H: 0 E: 0 LOB: 0 K: 0 BB: 1 S: 2 P: 6	1B: 3 SF: 1 2B: 2 SAC: 0 3B: 1 DP: 0 HR: 1 HBP: 0	WP: 0 PA: 36 PB: 0 SB: 0 CS: 1																	
<b>PITCHER</b>	<b>IP</b> <b>WLS</b> <b>BF</b> <b>H</b> <b>R</b> <b>ER</b> <b>SO</b> <b>BB</b> <b>IBB</b> <b>HBP</b> <b>BLK</b> <b>WP</b> <b>HR</b> <b>S</b> <b>P</b> <b>ERA</b> <b>WHIP</b>											<b>PITCHER</b>	<b>IP</b> <b>WLS</b> <b>BF</b> <b>H</b> <b>R</b> <b>ER</b> <b>SO</b> <b>BB</b> <b>IBB</b> <b>HBP</b> <b>BLK</b> <b>WP</b> <b>HR</b> <b>S</b> <b>P</b> <b>ERA</b> <b>WHIP</b>															
Ray Sadecki, L (1, 1) ERA: 5.53	7.2	30	5	4	4	6	2	0	0	0	0	0	1	40	48	4.70	0.913											
Ron Taylor, R (8, 1) ERA: 2.83	1.1	6	2	1	1	1	1	0	0	0	0	0	0	7	11	6.75	2.250											



Batter	1	2	3	4	5	6	7	8	9	AB	R	H	RBI	BB	SO	LOB	BOTTOM			
<b>Julian Javier, R</b> OBP: 0.325, SLG: 0.456 (1, 4)	0-0 1B	0-0 G6-3 1B			0-3 K		0-0 1B		0-0 SH	4	1	3	0	0	1	0	<b>San Francisco Giants @ St. Louis Cardinals</b> <b>Sportsman's Park, St. Louis, MO</b> Tue Jun 25 1963, 8:05 PM EDT Att: 19,051 - Unknown - 87 F			
<b>Bill White, L</b> OBP: 0.390, SLG: 0.537 (1, 3)	0-0 2B	0-0 F5 1B			0-0 CS 1B		0-0 1-2 1B			4	1	3	1	0	0	1				
<b>Dick Groat, R</b> OBP: 0.410, SLG: 0.483 (1, 6)	0-0 1B	0-0 G6-3 2B			0-0 4-3		0-3 K			4	1	1	1	0	1	4				
<b>Stan Musial, L</b> OBP: 0.354, SLG: 0.472 (1, 7)	0-0 HR				0-0 F3		0-0 F9 2B		0-3 K	3	1	2	1	0	0	0				
<b>Charlie James, R</b> OBP: 0.321, SLG: 0.436 (6, PR) (7, 7)										1	0	0	0	0	1	2				
<b>George Altman, L</b> OBP: 0.353, SLG: 0.391 (1, 9)	0-3 K				0-0 4-3		0-3 K		0-0 F8	4	0	0	0	0	2	2				
<b>Ken Boyer, R</b> OBP: 0.367, SLG: 0.428 (1, 5)	0-0 HR				0-0 6-3		0-0 F9		0-0 6-3	4	1	1	2	0	0	1				
<b>Curt Flood, R</b> OBP: 0.322, SLG: 0.377 (1, 8)	0-0 4-3				0-0 4-3		4-0 IBB		0-0 P4	3	0	0	0	1	0	0				
<b>Tim McCarver, L</b> OBP: 0.366, SLG: 0.467 (1, 2)	0-0 1B				0-3 K		0-0 P5		0-0 SH	4	1	2	0	0	1	3				
<b>Ray Sadecki, L</b> OBP: 0.219, SLG: 0.219 (1, 1)	0-0 6-3				0-0 3-1		0-0 F6		0-0 SH	3	0	0	0	0	0	1				
<b>Ron Taylor, R</b> OBP: 0.059, SLG: 0.059 (8, 1)										0	0	0	0	0	0	0				
<b>Red Schoendienst, S</b> (9, PH)										0	0	0	0	0	0	0				
<b>Dal Maxvill, R</b> OBP: 0.182, SLG: 0.100 (9, PR)										0	0	0	0	0	0	0				
<b>Inning Stats</b>	R: 5 E: 0 K: 1 S: 11	H: 6 LOB: 1 BB: 0 P: 11	R: 0 E: 0 K: 0 S: 3	H: 1 LOB: 0 BB: 0 P: 3	R: 0 E: 0 K: 0 S: 3	H: 0 LOB: 0 BB: 0 P: 3	R: 0 E: 0 K: 1 S: 5	H: 0 LOB: 0 BB: 0 P: 5	R: 0 E: 0 K: 1 S: 6	H: 1 LOB: 3 BB: 0 P: 10	R: 0 E: 0 K: 2 S: 9	H: 2 LOB: 2 BB: 0 P: 9	R: 0 E: 0 K: 0 S: 3	H: 0 LOB: 0 BB: 0 P: 3	R: 1 E: 1 K: 0 S: 3	H: 1 LOB: 2 BB: 0 P: 3	1B: 8 2B: 2 3B: 1 HR: 1	SF: 0 SAC: 2 DP: 1 HBP: 0	WP: 0 PB: 0 SB: 0 CS: 1	PA: 37
<b>PITCHER</b>	IP WLS BF H R ER SO	IP WLS BF H R ER SO	IP WLS BF H R ER SO	IP WLS BF H R ER SO	IP WLS BF H R ER SO	IP WLS BF H R ER SO	IP WLS BF H R ER SO	IP WLS BF H R ER SO	IP WLS BF H R ER SO	IP WLS BF H R ER SO	IP WLS BF H R ER SO	IP WLS BF H R ER SO	IP WLS BF H R ER SO	IP WLS BF H R ER SO	IP WLS BF H R ER SO	IP WLS BF H R ER SO	ERA WHIP	ERA WHIP		
<b>Jim Duffalo, R</b> ERA: 3.42 (1, 1)	0.1																			
<b>Jack Fisher, R</b> ERA: 4.3 (1, 1)	4.2	15	3	0	0	2	0	0	0	0	0	0	0	0	0	0	0.00	0.643		
<b>Billy Hoefl, L</b> ERA: (6, 1)	1.1	8	3	0	0	1	0	1	0	0	0	0	0	0	0	0	0.00	2.250		
<b>Gaylord Perry, R</b> ERA: 3.2 (7, 1)	0.2	2	0	0	0	2	0	0	0	0	0	0	0	0	0	0	0.00	0.000		
<b>Don Larsen, R</b> ERA: 2.05 (8, 1)	1.0	3	0	0	0	0	0	0	0	0	0	0	0	0	0	0	0.00	0.000		

livebaseballscorecards.com

**AB 34**  
**R 6**  
**H 12**  
**RBI 5**  
**BB 1**  
**SO 6**  
**LOB 14**



San Francisco Giants @ St. Louis Cardinals  
 Sportsman's Park, St. Louis, MO  
 Wed Jun 26 1963, 8:05 PM EDT  
 Att. 21,959 - Unknown - 88 F

Batter	1	2	3	4	5	6	7	8	9	AB R H RBI BB SO LOB	TOP
Harvey Kuenn, R (1, 5) X OBP: 0.316, SLG: 0.352	0-0 F8		0-0 HR 1B		0-0 4-3	0-0 5-3			0-3 K	5 1 1 0 0 1 3	
Willie McCovey, L (1, 7) X OBP: 0.357, SLG: 0.513	0-0 6-3		0-0 P3		0-0 5-3			0-0 G5-4-3 1B	0-0 4-3	5 0 1 0 0 0 2	
Willie Mays, R (1, 8) X OBP: 0.339, SLG: 0.444	0-0 F7		0-0 F3		0-0 L8			0-3 K		4 0 0 0 0 1 2	
Orlando Cepeda, R (1, 3) X OBP: 0.357, SLG: 0.535		0-0 F4	0-0 1-H HR			0-0 F8		0-0 G5-4-3 1-2f		4 1 1 2 0 0 1	
Felipe Alou, R (1, 9) X OBP: 0.323, SLG: 0.504		0-0 P3	0-0 1B			0-0 F7		0-0 P6		4 0 1 0 0 0 0	
Tom Haller, L (1, 2) X OBP: 0.346, SLG: 0.492		0-0 1B 2B 1B	0-0 P5			0-0 1B 1B		0-0 F9		4 2 2 0 0 0 1	
Jose Pagan, R (1, 6) X OBP: 0.253, SLG: 0.246		0-0 2B 1B		0-0 5-3		0-0 1B 2B 1B		0-3 K		4 1 2 0 0 1 0	
Joey Amalfitano, R (1, 4) X OBP: 0.277, SLG: 0.250		0-0 1-3 2-H 2B		0-0 5-3		0-0 2B 1B			0-0 SH5-6-3 1B	4 0 3 2 0 0 0	
Billy O'Dell, S (1, 1) X OBP: 0.159, SLG: 0.119 Jim Davenport, R (6, PH) X OBP: 0.285, SLG: 0.336 Matty Alou, L (6, PH) X OBP: 0.156, SLG: 0.189 Gaylord Perry, R (6, 1) X OBP: 0.222, SLG: 0.333 Billy Pierce, L (7, 1) X OBP: 0.286, SLG: 0.286 Don Larsen, R (8, 1) X		0-0 4-3		0-0 6-3		0-0 1-3 3-H 2B			0-0 SH5-6-3 1-2	2 0 0 0 0 0 2 0 0 0 0 0 0 0 1 0 1 1 0	

Inning Stats	R: 0	H: 0	E: 0	K: 0	S: 3	P: 3	R: 1	H: 3	E: 0	K: 0	S: 6	P: 6	R: 2	H: 3	E: 0	K: 0	S: 6	P: 6	R: 0	H: 0	E: 0	K: 0	S: 3	P: 3	R: 0	H: 0	E: 0	K: 0	S: 3	P: 3	R: 2	H: 4	E: 0	K: 0	S: 7	P: 7	R: 0	H: 1	E: 0	K: 1	S: 5	P: 5	R: 0	H: 0	E: 0	K: 1	S: 5	P: 5	R: 0	H: 1	E: 0	K: 1	S: 6	P: 6	1B: 9	SF: 0	2B: 2	SAC: 1	3B: 0	DP: 1	HR: 1	HBP: 0	WP: 0	PA: 38
--------------	------	------	------	------	------	------	------	------	------	------	------	------	------	------	------	------	------	------	------	------	------	------	------	------	------	------	------	------	------	------	------	------	------	------	------	------	------	------	------	------	------	------	------	------	------	------	------	------	------	------	------	------	------	------	-------	-------	-------	--------	-------	-------	-------	--------	-------	--------

PITCHER	IP	WLS	BF	H	R	ER	SO	BB	IBB	HBP	BLK	WP	HR	S	P	ERA	WHIP
Curt Simmons, L (1, 1) ERA: 3.18	5.2		26	9	5	5	0	0	0	0	0	0	1	26	26	7.94	1.588
Barney Schultz, R (6, 1) ERA: 3.34	2.1		8	2	0	0	2	0	0	0	0	0	0	12	12	0.00	0.857
Ron Taylor, R (9, 1) ERA: 2.8	0.2		3	1	0	0	1	0	0	0	0	0	0	5	5	0.00	1.500
Bobby Shantz, L (9, 1) ERA: 2.95	0.1	W	1	0	0	0	0	0	0	0	0	0	0	1	1	0.00	0.000

livebaseballscores.com

AB	37
R	5
H	12
RBI	5
BB	0
SO	3
LOB	11



Batter	1	2	3	4	5	6	7	8	9	AB	R	H	RBI	BB	SO	LOB
Julian Javier, R OBP: 0.327, SLG: 0.455 (1, 4)	1-0 2B 4-3 HBP		0-1 CI E HR	0-0 1-2 1B		0-0 6-3		0-0 F2		3	2	1	0	0	0	2
Dick Groat, R OBP: 0.410, SLG: 0.485 (1, 6) George Altman, L OBP: 0.353, SLG: 0.391 (9, PR)	0-0 4-3 1-3 1B 2B		0-0 E4 1-3 HR	0-0 F9			0-0 4-3		0-0 1B 1B 1B	5	2	2	0	0	0	3
Bill White, L OBP: 0.390, SLG: 0.535 (1, 3)	0-0 4-3 2-3 3-H		0-3 K	0-0 F6			0-0 1B 1B		0-0 1B 1B 1B	5	0	2	1	0	1	5
Ken Boyer, R OBP: 0.377, SLG: 0.445 (1, 5)	0-0 5-3 3-H 1B		0-0 HR		4-0 BB BB BB		0-0 1B 1B		4-0 1B 1B	3	1	3	4	2	0	0
Charlie James, R OBP: 0.317, SLG: 0.429 (1, 9)	0-0 5-3 1-2		0-0 F7		0-0 G6-3 1-2f		0-3 K		0-0 1B	5	0	1	1	0	1	4
Stan Musial, L OBP: 0.351, SLG: 0.463 (1, 7) Duke Carmel, L OBP: 0.395, SLG: 0.367 (8, 7)	0-0 F9		1-0 HBP		0-0 F8		0-0 G3			3	0	0	0	0	0	3
Curt Flood, R OBP: 0.321, SLG: 0.375 (1, 8)		0-0 6-3	0-0 P3			0-0 4-3		0-0 SH1-4 1B		4	0	1	0	0	0	1
Tim McCarver, L OBP: 0.365, SLG: 0.464 (1, 2)		0-3 K		0-3 K		0-0 SH3-4 1B		0-0 SH1-4		3	0	1	0	0	2	0
Curt Simmons, L OBP: 0.184, SLG: 0.189 (1, 1) Barney Schultz, R OBP: 0.059, SLG: 0.059 (6, 1) Red Schoendienst, S OBP: 0.059, SLG: 0.059 (8, PH) Ron Taylor, R OBP: 0.200, SLG: 0.200 (9, 1) Bobby Shantz, R OBP: 0.200, SLG: 0.200 (9, 1)		0-0 L1		0-0 1B 1B		0-0 SH3-4 1-2		0-0 5-3		2	0	1	0	0	0	0

Inning Stats	R: 2	H: 2	E: 0	LOB: 1	K: 0	BB: 0	S: 5	P: 6	R: 0	H: 0	E: 0	LOB: 0	K: 1	BB: 0	S: 5	P: 5	R: 3	H: 1	E: 2	LOB: 1	K: 1	BB: 0	S: 8	P: 9	R: 0	H: 2	E: 0	LOB: 2	K: 1	BB: 0	S: 7	P: 7	R: 0	H: 0	E: 0	LOB: 0	K: 0	BB: 1	S: 2	P: 6	R: 0	H: 1	E: 0	LOB: 1	K: 1	BB: 0	S: 4	P: 4	R: 0	H: 2	E: 0	LOB: 2	K: 1	BB: 0	S: 7	P: 7	R: 0	H: 1	E: 0	LOB: 1	K: 0	BB: 0	S: 4	P: 4	R: 1	H: 3	E: 0	LOB: 3	K: 0	BB: 1	S: 3	P: 7	1B: 10	SF: 0	2B: 1	SAC: 2	3B: 0	DP: 1	HR: 1	HBP: 2	WP: 0	PA: 41
--------------	------	------	------	--------	------	-------	------	------	------	------	------	--------	------	-------	------	------	------	------	------	--------	------	-------	------	------	------	------	------	--------	------	-------	------	------	------	------	------	--------	------	-------	------	------	------	------	------	--------	------	-------	------	------	------	------	------	--------	------	-------	------	------	------	------	------	--------	------	-------	------	------	------	------	------	--------	------	-------	------	------	--------	-------	-------	--------	-------	-------	-------	--------	-------	--------


PITCHER	IP	WLS	BF	H	R	ER	SO	BB	IBB	HBP	BLK	WP	HR	S	P	ERA	WHIP
Billy O'Dell, L ERA: 2.59 (1, 1)	5.0		24	5	5	2	3	1	0	0	0	0	1	27	33	3.60	1.200
Gaylord Perry, R ERA: 3.07 (6, 1)	1.2		8	3	0	0	1	0	0	0	0	0	0	10	10	0.00	1.800
Billy Pierce, L ERA: 3.27 (7, 1)	1.1	L	7	3	1	1	0	0	0	0	0	0	0	7	7	6.75	2.250
Don Larsen, R ERA: 2.05 (9, 1)	0.0		2	1	0	0	0	0	1	0	0	0	0	1	5	∞	∞

**BOTTOM**

San Francisco Giants @ St. Louis Cardinals  
Sportsman's Park, St. Louis, MO

Wed Jun 26 1963, 8:05 PM EDT  
Att: 21,959 - Unknown - 88 F

AB	34
R	6
H	12
RBI	6
BB	2
SO	4
LOB	19



WP	PA
0	41

Batter	1	2	3	4	5	6	7	8	9	AB R H RBI BB SO LOB	TOP																		
<b>Pete Rose, S</b> (1, 4) OBP: 0.355, SLG: 0.359	4-0 BB		0-3 K			0-0 F7		0-3 K	0-0 F7	4 0 0 0 1 2 2	<b>Cincinnati Reds @ San Francisco Giants</b> Candlestick Park, San Francisco, CA Fri Jun 28 1963, 10:05 PM EDT Att: 23,615 - Unknown <a href="http://livebaseballscorecards.com">livebaseballscorecards.com</a>																		
<b>Bob Skinner, L</b> (1, 7) OBP: 0.326, SLG: 0.378	0-3 K		0-0 P4			0-3 K		0-0 4-3	0-0 F6	5 0 0 0 0 2 3																			
<b>Vada Pinson, L</b> (1, 8) OBP: 0.350, SLG: 0.522	0-0 F8				0-3 K	0-0 HR		0-0 BB BB E 1B		4 2 2 2 0 1 1																			
<b>Frank Robinson, R</b> (1, 9) OBP: 0.404, SLG: 0.453	0-3 K				0-3 K	4-0 BB		4-0 E BB BB		2 0 0 0 2 2 1																			
<b>Gordy Coleman, L</b> (1, 3) OBP: 0.276, SLG: 0.387 <b>Don Pavletich, R</b> (8, PH) OBP: 0.351, SLG: 0.292		0-0 1-3		0-0 6-3		0-0 P4		4-0 BB BB E BB		3 0 0 0 0 0 1 0 0 0 0 1 0 0																			
<b>Johnny Edwards, L</b> (1, 2) OBP: 0.324, SLG: 0.388		0-3 K			0-0 F5		0-3 K	0-0 E1		4 0 0 0 0 2 2																			
<b>Daryl Spencer, R</b> (1, 5) OBP: 0.379, SLG: 0.314 <b>Tommy Harper, R</b> (7, PR) OBP: 0.321, SLG: 0.287 <b>Al Worthington, R</b> (7, 1) <b>Bill Henry, L</b> (8, 1)		4-0 BB			0-3 K		4-0 BB	0-0 F7		1 0 0 0 2 1 0 0 0 0 0 0 0 0 1 0 0 0 0 0 3 0 0 0 0 0 0 0																			
<b>Leo Cardenas, R</b> (1, 6) OBP: 0.274, SLG: 0.360		0-3 K			0-0 P4		0-0 F8		0-0 5-3	4 0 0 0 0 1 2																			
<b>Bob Purkey, R</b> (1, 1) OBP: 0.217, SLG: 0.053 <b>Jesse Gonder, L</b> (7, PH) OBP: 0.333, SLG: 0.656 <b>Eddie Kasko, R</b> (7, 5) OBP: 0.329, SLG: 0.282 <b>Marty Keough, L</b> (9, PH) OBP: 0.350, SLG: 0.426			0-3 K			0-0 E5 PB HR	0-3 K		4-0 BB	2 1 0 0 0 1 0 1 0 0 0 0 1 1 0 0 0 0 0 0 0 0 0 0 0 1 0 0																			
<b>Inning Stats</b>	R: 0 E: 0 K: 2 S: 7	H: 0 LOB: 1 BB: 1 P: 11	R: 0 E: 0 K: 2 S: 7	H: 0 LOB: 1 BB: 1 P: 11	R: 0 E: 0 K: 2 S: 7	H: 0 LOB: 0 BB: 0 P: 7	R: 0 E: 0 K: 1 S: 5	H: 0 LOB: 0 BB: 0 P: 5	R: 2 E: 1 K: 1 S: 7	H: 1 LOB: 1 BB: 1 P: 11		R: 0 E: 0 K: 2 S: 7	H: 0 LOB: 1 BB: 1 P: 11	R: 1 E: 1 K: 1 S: 7	H: 1 LOB: 3 BB: 2 P: 15	R: 0 E: 0 K: 0 S: 3	H: 0 LOB: 1 BB: 1 P: 7	1B: 1 2B: 0 3B: 0 HR: 1	SF: 0 SAC: 0 DP: 0 HBP: 0	WP: 0 PB: 1 SB: 0 CS: 0	PA: 38								
<b>PITCHER</b>	IP WLS BF H R ER SO BB IBB HBP BLK WP HR S P ERA WHIP																												
<b>Juan Marichal, R</b> (1, 1) ERA: 2.38	7.2		31	2	3	0	13	5	0	0	0	0	0	1	52	72	0.00	0.913											
<b>Billy Hoft, L</b> (8, 1) ERA:	0.1	W	3	0	0	0	0	1	0	0	0	0	0	0	2	6	0.00	3.000											
<b>Don Larsen, R</b> (9, 1) ERA: 1.96	1.0	S	4	0	0	0	0	1	0	0	0	0	0	3	7	0.00	1.000												



Batter	1	2	3	4	5	6	7	8	9
Harvey Kuenn, R (1, 5) OBP: 0.314, SLG: 0.357 Ernie Bowman, R (8, PR) OBP: 0.154, SLG: 0.231 (9, 5)	0-0 1-3		0-0 1-3		0-0 F8			0-0 1B 2B	
Chuck Hiller, L (1, 4) OBP: 0.253, SLG: 0.242	0-0 HR 2B		0-0 F7			0-0 5-3		0-0 2-H HR 1B	
Willie Mays, R (1, 8) OBP: 0.338, SLG: 0.452	0-0 5-3		0-0 6-3			0-0 3-1		0-0 1-H HR	
Willie McCovey, L (1, 7) OBP: 0.359, SLG: 0.537 Don Larsen, R (9, 1) OBP: 0.286, SLG: 0.286	0-0 HR 2-H			0-0 3-1		0-0 G3		0-0 HR	
Orlando Cepeda, R (1, 3) OBP: 0.355, SLG: 0.542	0-0 F3			0-0 HR		0-0 F8		0-3 K	
Tom Haller, L (1, 2) OBP: 0.338, SLG: 0.479		0-0 F8		0-0 F5		0-0 P6			
Felipe Alou, R (1, 9) OBP: 0.323, SLG: 0.502		0-0 1-6-3 1B		0-0 P6		0-0 6-3			
Jose Pagan, R (1, 6) OBP: 0.250, SLG: 0.243		0-0 1-6-3 1-2			0-0 3-1			0-0 6-3	
Juan Marichal, R (1, 1) OBP: 0.200, SLG: 0.204 Billy Hoelt, L (8, 1) Matty Alou, L (8, PH) OBP: 0.179, SLG: 0.184 (9, 7)		0-3 K			0-0 F6			0-0 P4	

Inning Stats	R: 2	H: 2	E: 0	K: 0	S: 5	LOB: 0	BB: 0	P: 5
	R: 0	H: 1	E: 0	K: 1	S: 6	LOB: 1	BB: 0	P: 6
	R: 0	H: 0	E: 0	K: 0	S: 3	LOB: 0	BB: 0	P: 3
	R: 1	H: 1	E: 0	K: 0	S: 4	LOB: 0	BB: 0	P: 4
	R: 0	H: 0	E: 0	K: 0	S: 3	LOB: 0	BB: 0	P: 3
	R: 0	H: 0	E: 0	K: 0	S: 3	LOB: 0	BB: 0	P: 3
	R: 0	H: 0	E: 0	K: 0	S: 3	LOB: 0	BB: 0	P: 3
	R: 4	H: 4	E: 0	K: 1	S: 9	LOB: 1	BB: 0	P: 9

PITCHER	IP	WLS	BF	H	R	ER	SO	BB	IBB	HBP	BLK	WP	HR	S	P	ERA	WHIP
Bob Purkey, R (1, 1) ERA: 3.71	6.0		22	4	3	3	1	0	0	0	0	0	2	24	24	4.50	0.667
Al Worthington, R (7, 1) ERA: 2.88	1.2	L	8	3	4	4	0	0	0	0	0	0	1	8	8	21.60	1.800
Bill Henry, L (8, 1) ERA: 6.1	0.1		2	1	0	0	1	0	0	0	0	0	1	4	4	0.00	3.000

AB R H RBI BB SO LOB

4	0	1	0	0	0	0
0	1	0	0	0	0	0
4	2	2	1	0	0	0
4	1	1	2	0	0	1
4	2	2	3	0	0	0
0	0	0	0	0	0	0
4	1	1	1	0	1	1
3	0	0	0	0	0	0
3	0	1	0	0	0	0
3	0	0	0	0	0	1
2	0	0	0	0	1	1
0	0	0	0	0	0	0
1	0	0	0	0	0	0

1B: 2	SF: 0	WP: 0	PA: 32
2B: 2	SAC: 0	PB: 0	
3B: 0	DP: 0	SB: 0	
HR: 4	HBP: 0	CS: 0	

AB	R	H	RBI	BB	SO	LOB	ERA	WHIP
32	7	8	7	0	2	4		

**Cincinnati Reds @ San Francisco Giants**  
Candlestick Park, San Francisco, CA

livebaseballscores.com

**GIANTS**

Fri Jun 28 1963, 10:05 PM EDT  
Att. 23,615 - Unknown

Batter	1	2	3	4	5	6	7	8	9	AB R H RBI BB SO LOB	TOP		
<b>Pete Rose, S</b> (1, 4) OBP: 0.352, SLG: 0.360	0-0 5-3		0-0 FC4 1-3 2B	0-3 K		0-0 P6			0-0 6-3	5 1 1 0 0 1 2	<b>Cincinnati Reds @ San Francisco Giants</b> Candlestick Park, San Francisco, CA Sat Jun 29 1963, 6:33 AM EDT Att. 24,232 - Unknown <a href="http://livebaseballscorecards.com">livebaseballscorecards.com</a>		
<b>Bob Skinner, L</b> (1, 7) OBP: 0.327, SLG: 0.380	0-0 F8		4-0 FC4 BB	0-0 WP 2B		0-3 K			0-0 F7	4 0 1 0 1 1 2			
<b>Vada Pinson, L</b> (1, 8) OBP: 0.351, SLG: 0.518	0-0 6-3		0-0 FC4 1-2f 2-3 3-H 2B	4-0 2-3 BB		0-3 K			0-0 1B 1B	4 2 1 1 1 1 4			
<b>Gordy Coleman, L</b> (1, 3) OBP: 0.278, SLG: 0.391 <b>Tommy Harper, R</b> (9, PR) OBP: 0.321, SLG: 0.287 (9, 5)		0-0 F7	0-0 6-3 1-H 3-H 1B 2B	0-0 4-3		0-0 F8			0-0 1B 1B E	5 1 2 2 0 0 2 0 1 0 0 0 0 0			
<b>Johnny Edwards, L</b> (1, 2) OBP: 0.322, SLG: 0.384		0-0 F5	0-0 6-3		0-0 6-3		0-0 4-3		0-0 E7 1B	5 0 1 1 0 0 1			
<b>Marty Keough, L</b> (1, 9) OBP: 0.365, SLG: 0.472		0-0 HR	0-0 1B 1B 3-H		0-0 F8		0-0 F6		4-0 IBB	4 1 2 2 1 0 0			
<b>Leo Cardenas, R</b> (1, 6) OBP: 0.276, SLG: 0.358		0-0 E4	0-0 FC6-4 1B 1-2		0-0 6-3			0-0 6-3	4-0 FC6-4 BB	4 0 1 0 1 0 0			
<b>Eddie Kasko, R</b> (1, 5) OBP: 0.318, SLG: 0.270 <b>Jesse Gonder, L</b> (9, PH) OBP: 0.333, SLG: 0.656 <b>Don Pavletich, R</b> (9, PH) OBP: 0.345, SLG: 0.286 (9, 3)		0-0 6-3	0-0 FC6-4 1-2f			0-1 CI 1B		0-0 6-3	0-0 FC6-4	3 0 0 0 0 0 3 0 0 0 0 0 0 0 1 0 0 0 0 0 3			
<b>Joe Nuxhall, L</b> (1, 1) OBP: 0.200, SLG: 0.207			0-0 2B FC4 1B	0-0 G3		0-0 1B		0-3 K		4 1 2 0 0 1 0			
<b>Inning Stats</b>	R: 0 E: 0 K: 0 S: 3 H: 0 LOB: 0 BB: 0 P: 3	R: 1 E: 1 K: 0 S: 5 H: 1 LOB: 1 BB: 0 P: 5	R: 4 E: 0 K: 0 S: 8 H: 5 LOB: 2 BB: 1 P: 12	R: 0 E: 0 K: 1 S: 6 H: 1 LOB: 2 BB: 1 P: 10	R: 0 E: 0 K: 0 S: 3 H: 0 LOB: 0 BB: 0 P: 3	R: 0 E: 1 K: 2 S: 9 H: 1 LOB: 2 BB: 0 P: 9	R: 0 E: 0 K: 0 S: 3 H: 0 LOB: 0 BB: 0 P: 3	R: 0 E: 0 K: 1 S: 5 H: 0 LOB: 0 BB: 0 P: 5	R: 2 E: 1 K: 0 S: 6 H: 3 LOB: 3 BB: 2 P: 14	1B: 7 2B: 3 3B: 0 HR: 1 SF: 0 SAC: 0 DP: 0 HBP: 0		WP: 1 PB: 0 SB: 1 CS: 0 PA: 44	
<b>PITCHER</b>	IP WLS BF H R ER SO BB IBB HBP BLK WP HR S P ERA WHIP											<b>PITCHER</b>	IP WLS BF H R ER SO BB IBB HBP BLK WP HR S P ERA WHIP
<b>Jack Sanford, R</b> (1, 1) ERA: 3.18	2.2 L 16 6 5 5 0 1 1 0 0 0 0 1 15 19 16.88 2.625												
<b>Jack Fisher, R</b> (3, 1) ERA: 4.16	2.1 9 1 0 0 1 1 0 0 0 0 1 0 10 14 0.00 0.857												
<b>Jim Duffalo, R</b> (6, 1) ERA: 3.28	1.0 5 1 0 0 2 0 0 0 0 0 0 0 9 9 0.00 1.000												
<b>Gaylord Perry, R</b> (7, 1) ERA: 3.3	2.2 13 3 2 2 1 1 1 0 0 0 0 0 13 21 6.75 1.500												
<b>Al Stanek, L</b> (9, 1) ERA: 3.86	0.1 1 0 0 0 0 0 0 0 0 0 0 0 0 1 1 0.00 0.000												

<b>AB</b>	39
<b>R</b>	7
<b>H</b>	11
<b>RBI</b>	6
<b>BB</b>	4
<b>SO</b>	4
<b>LOB</b>	17





Batter	1	2	3	4	5	6	7	8	9	AB R H RBI BB SO LOB
Harvey Kuenn, R (1, 5) OBP: 0.324, SLG: 0.374	0-3 K		0-0 1-H 2B		0-0 1B		0-0 G4-6-3 1B		0-0 F2	5 0 3 1 0 1 0
Chuck Hiller, L (1, 4) OBP: 0.247, SLG: 0.235	0-0 4-3		0-0 F8		0-3 K		0-0 F3			4 0 0 0 0 1 3
Willie McCovey, L (1, 7) OBP: 0.361, SLG: 0.535	0-0 1B		4-0 BB		0-0 P6		0-0 G4-6-3 1-2f			3 0 1 0 1 0 2
Willie Mays, R (1, 8) OBP: 0.333, SLG: 0.446	0-3 K		0-0 P2			0-0 5-3		0-3 K		4 0 0 0 0 2 3
Orlando Cepeda, R (1, 3) OBP: 0.351, SLG: 0.534		0-3 K		0-0 F7		0-3 K		0-0 E5		4 0 0 0 0 2 0
Felipe Alou, R (1, 9) OBP: 0.325, SLG: 0.502		0-0 P6		0-0 1-3 1B		0-0 BB 1B		0-0 5-3		4 1 2 0 0 0 1
Tom Haller, L (1, 2) OBP: 0.336, SLG: 0.468		0-3 K		0-0 1-3 1-2		4-0 BB 1B E BB		0-3 K		3 1 0 0 1 2 2
Jose Pagan, R (1, 6) OBP: 0.250, SLG: 0.243			0-0 E5 2B		0-0 F9		0-0 E8 1-H 2-H 1B		0-0 F8	4 1 1 1 0 0 1
Jack Sanford, R (1, 1) OBP: 0.212, SLG: 0.213			0-3 K		0-3 K		0-0 F7		0-3 K	0 0 0 0 0 0 0
Jack Fisher, R (3, 1) OBP: 0.240, SLG: 0.227										1 0 0 0 0 0 1 1
Joey Amalfitano, R (5, PH) OBP: 0.275, SLG: 0.248										1 0 0 0 0 0 1 0
Jim Duffalo, R (6, 1) OBP: 0.284, SLG: 0.335										0 0 0 0 0 0 0 0
Jim Davenport, R (6, PH) OBP: 0.222, SLG: 0.333										1 0 0 0 0 0 0 1
Gaylord Perry, R (7, 1) OBP: 0.222, SLG: 0.333										0 0 0 0 0 0 0 0
Al Stanek, L (9, 1) OBP: 0.175, SLG: 0.179										0 0 0 0 0 0 0 0
Matty Alou, L (9, PH)										1 0 0 0 0 0 1 0

Inning Stats	R: 0	H: 1	E: 0	LOB: 1	K: 2	S: 8	P: 8	R: 0	H: 0	E: 0	LOB: 0	K: 2	S: 7	P: 7	R: 1	H: 1	E: 1	LOB: 2	K: 1	S: 7	P: 11	R: 0	H: 1	E: 0	LOB: 1	K: 0	S: 4	P: 4	R: 0	H: 1	E: 0	LOB: 1	K: 2	S: 8	P: 8	R: 2	H: 2	E: 1	LOB: 1	K: 1	S: 7	P: 11	R: 0	H: 1	E: 0	LOB: 0	K: 0	S: 3	P: 3	R: 0	H: 0	E: 1	LOB: 1	K: 2	S: 8	P: 8	R: 0	H: 0	E: 0	LOB: 0	K: 1	S: 5	P: 5	1B: 6	SF: 0	2B: 1	SAC: 0	3B: 0	DP: 1	HR: 0	HBP: 0	WP: 0	PA: 37
PITCHER Joe Nuxhall, L (1, 1) ERA: 2.5	IP	WLS	BF	H	R	ER	SO	BB	IBB	HBP	BLK	WP	HR	S	P	ERA	WHIP	IP	WLS	BF	H	R	ER	SO	BB	IBB	HBP	BLK	WP	HR	S	P	ERA	WHIP	IP	WLS	BF	H	R	ER	SO	BB	IBB	HBP	BLK	WP	HR	S	P	ERA	WHIP																						

BOTTOM

Cincinnati Reds @ San Francisco Giants  
Candlestick Park, San Francisco, CA  
Sat Jun 29 1963, 6:33 AM EDT  
Att. 24,232 - Unknown

livebaseballscores.com

AB	35
R	3
H	7
RBI	2
BB	2
SO	11
LOB	14



Batter	1	2	3	4	5	6	7	8	9	AB R H RBI BB SO LOB	TOP																						
<b>Pete Rose, S</b> (1, 4) OBP: 0.350, SLG: 0.357	0-0 P4		0-0 1B BB 1B	0-0 L8			0-0 6-3		0-0 6-3	5 1 1 0 0 0 2	<b>Cincinnati Reds @ San Francisco Giants</b> Candlestick Park, San Francisco, CA Sun Jun 30 1963, 6:33 AM EDT Att. 32,456 - Unknown <a href="http://livebaseballscorecards.com">livebaseballscorecards.com</a>																						
<b>Tommy Harper, R</b> (1, 9) OBP: 0.310, SLG: 0.276	0-0 5-3		0-3 K		0-0 5-3		0-0 F7			4 0 0 0 0 1 1																							
<b>Vada Pinson, L</b> (1, 8) OBP: 0.353, SLG: 0.516	0-0 1B		4-0 1B BB 1-2		0-0 4-3			0-0 G3		3 0 1 0 1 0 0																							
<b>Don Pavletich, R</b> (1, 3) OBP: 0.355, SLG: 0.302	0-0 F7		0-0 1B 1-3 2-H		0-0 1B		0-0 F9		0-0 F9	4 0 2 1 0 0 1																							
<b>Ken Walters, R</b> (1, 7) OBP: 0.205, SLG: 0.256		0-0 F8	0-0 F7		0-0 F8			0-0 F7		4 0 0 0 0 0 3																							
<b>Leo Cardenas, R</b> (1, 6) OBP: 0.279, SLG: 0.360		0-0 F9		0-0 1B 1B		0-0 F8		0-0 HR 1B		4 1 2 0 0 0 0																							
<b>Johnny Edwards, L</b> (1, 2) OBP: 0.321, SLG: 0.379		4-0 BB		0-0 F5		0-0 F6		0-0 F7		3 0 0 0 1 0 2																							
<b>Eddie Kasko, R</b> (1, 5) OBP: 0.315, SLG: 0.308		0-0 F8		0-0 F9		0-0 5-3		0-0 HR 1-H		4 1 1 2 0 0 2																							
<b>Jim O'Toole, S</b> (1, 1) OBP: 0.163, SLG: 0.146			0-0 1-3	0-0 1B 1-2			0-0 6-3		0-0 F9	2 0 1 0 0 0 0																							
<b>Daryl Spencer, R</b> (7, PH) OBP: 0.377, SLG: 0.312										1 0 0 0 0 0 0																							
<b>Al Worthington, R</b> (7, 1)										0 0 0 0 0 0 0																							
<b>Jim Owens, R</b> (7, 1)										0 0 0 0 0 0 0																							
<b>Bob Skinner, L</b> (9, PH) OBP: 0.326, SLG: 0.378										1 0 0 0 0 0 0																							
<b>Inning Stats</b>	R: 0 E: 0 K: 0 S: 4	H: 1 LOB: 1 BB: 0 P: 4	R: 0 E: 0 K: 0 S: 3	H: 0 LOB: 1 BB: 1 P: 7	R: 1 E: 0 K: 1 S: 7	H: 2 LOB: 2 BB: 1 P: 11	R: 0 E: 0 K: 0 S: 5	H: 2 LOB: 2 BB: 0 P: 5	R: 0 E: 0 K: 0 S: 4	H: 1 LOB: 1 BB: 0 P: 4	R: 0 E: 0 K: 0 S: 3	H: 0 LOB: 0 BB: 0 P: 3	R: 0 E: 0 K: 0 S: 3	H: 0 LOB: 0 BB: 0 P: 3	R: 0 E: 0 K: 0 S: 3	H: 0 LOB: 0 BB: 0 P: 3	R: 2 E: 0 K: 0 S: 5	H: 2 LOB: 0 BB: 0 P: 5	1B: 7 2B: 0 3B: 0 HR: 1	SF: 0 SAC: 0 DP: 0 HBP: 0	WP: 0 PB: 0 SB: 0 CS: 0	PA: 37											
<b>PITCHER</b> <b>Billy Pierce, L</b> (1, 1) ERA: 3.23	IP 9.0	WLS W	BF 37	H 8	R 3	ER 3	SO 1	BB 2	IBB 0	HBP 0	BLK 0	WP 0	HR 1	S 37	P 45	ERA 3.00	WHIP 1.111																
											<b>PITCHER</b>	IP	WLS	BF	H	R	ER	SO	BB	IBB	HBP	BLK	WP	HR	S	P	ERA	WHIP					



Batter	1	2	3	4	5	6	7	8	9	AB	R	H	RBI	BB	SO	LOB
Harvey Kuenn, R OBP: 0.329, SLG: 0.373 (1, 5) (8, 7)	0-0 E E SF7 1B		4-0 FC6-4 BB		0-0 F9		0-0 FC5-4 1B S 1B			3	2	1	1	1	0	1
Jose Pagan, R OBP: 0.250, SLG: 0.243 (1, 6)	0-0 F7		0-0 F9		0-0 F9		0-0 1B HR 1B			4	1	1	0	0	0	2
Willie McCovey, L OBP: 0.363, SLG: 0.546 (1, 7) (8, 3)	0-0 E6 1-2		0-3 K			0-0 HR	0-0 HR 1B			4	2	2	2	0	1	2
Willie Mays, R OBP: 0.335, SLG: 0.457 (1, 8)	0-0 E4 1-2 2-3		0-0 FC6-4 1-2f			0-0 FC3-6 1B	0-0 HR			4	1	2	3	0	0	3
Orlando Cepeda, R OBP: 0.346, SLG: 0.528 Ernie Bowman, R OBP: 0.154, SLG: 0.231 (1, 3) (8, 4)	0-0 SF7 3-H			0-0 6-3		0-0 FC3-6 CS 1-2f	0-0 F8			3	0	0	1	0	0	1
Felipe Alou, R OBP: 0.324, SLG: 0.498 (1, 9)	0-0 P3			0-0 BB 1B		0-3 K		0-0 6-3		4	0	1	0	0	1	3
Ed Bailey, L OBP: 0.363, SLG: 0.525 (1, 2)		0-0 G3		4-0 FC6-4 BB		0-0 CS 1-2	0-0 E7 1B FC5-4	4-0 BB BB		2	1	0	0	2	0	0
Joey Amalfitano, R OBP: 0.271, SLG: 0.244 Matty Alou, L OBP: 0.171, SLG: 0.175 Jim Davenport, R OBP: 0.283, SLG: 0.333 (1, 4) (7, PH) (8, 5)		0-0 4-3		0-0 FC6-4 1-2f			0-0 F3	0-3 K		2	0	0	0	0	0	1
Billy Pierce, L OBP: 0.118, SLG: 0.063 (1, 1)		0-0 4-3			0-3 K		0-0 FC5-4 1B 2-3	0-3 K		1	0	0	0	0	1	1

Inning Stats	R: 1	H: 1	E: 2	K: 0	S: 6	LOB: 2	BB: 0	P: 6	R: 0	H: 0	E: 0	K: 0	S: 3	LOB: 0	BB: 0	P: 3	R: 0	H: 0	E: 0	K: 1	S: 5	LOB: 1	BB: 1	P: 9	R: 0	H: 1	E: 0	K: 0	S: 3	LOB: 1	BB: 1	P: 7	R: 0	H: 0	E: 0	K: 1	S: 5	LOB: 0	BB: 0	P: 5	R: 1	H: 2	E: 0	K: 1	S: 6	LOB: 0	BB: 0	P: 6	R: 5	H: 4	E: 1	K: 0	S: 8	LOB: 0	BB: 0	P: 8	R: 0	H: 0	E: 0	K: 2	S: 7	LOB: 1	BB: 1	P: 11
--------------	------	------	------	------	------	--------	-------	------	------	------	------	------	------	--------	-------	------	------	------	------	------	------	--------	-------	------	------	------	------	------	------	--------	-------	------	------	------	------	------	------	--------	-------	------	------	------	------	------	------	--------	-------	------	------	------	------	------	------	--------	-------	------	------	------	------	------	------	--------	-------	-------

PITCHER	IP	WLS	BF	H	R	ER	SO	BB	IBB	HBP	BLK	WP	HR	S	P	ERA	WHIP
Jim O'Toole, L ERA: 2.07 (1, 1)	6.0	L	24	4	2	1	3	2	0	0	0	0	1	28	36	1.50	1.000
Al Worthington, R ERA: 2.83 (7, 1)	0.2		7	4	5	0	0	0	0	0	0	0	1	7	7	0.00	6.000
Jim Owens, R ERA: 5.46 (7, 1)	1.1		5	0	0	0	2	1	0	0	0	0	0	8	12	0.00	0.750

**BOTTOM**

**Cincinnati Reds @ San Francisco Giants**  
Candlestick Park, San Francisco, CA

Sun Jun 30 1963, 6:33 AM EDT  
Att. 32,456 - Unknown

[livebaseballscorecards.com](http://livebaseballscorecards.com)

<b>AB</b>	<b>32</b>
<b>R</b>	<b>7</b>
<b>H</b>	<b>8</b>
<b>RBI</b>	<b>7</b>
<b>BB</b>	<b>3</b>
<b>SO</b>	<b>5</b>
<b>LOB</b>	<b>16</b>

<b>WP</b> : 0	<b>PA</b> : 37
<b>PB</b> : 0	
<b>SB</b> : 1	
<b>CS</b> : 1	

Batter	1	2	3	4	5	6	7	8	9	AB R H RBI BB SO LOB	TOP											
<b>Pete Rose, S</b> (1, 4) OBP: 0.350, SLG: 0.358	0-0 4-3	0-0 1B 1-3 2-H			0-0 6-3		0-0 1B 1B		0-3 K	5 0 2 1 0 1 0												
<b>Tommy Harper, R</b> (1, 9) OBP: 0.322, SLG: 0.314	0-0 1-3		0-0 HR		0-0 F5		0-0 1B 1-3		4-0 BB	4 1 2 1 1 0 0												
<b>Vada Pinson, L</b> (1, 8) OBP: 0.350, SLG: 0.511	0-0 1B		0-0 6-3		0-0 P4		0-0 F8		0-0 4-3	5 0 1 0 0 0 3												
<b>Don Pavletich, R</b> (1, 3) OBP: 0.333, SLG: 0.281	0-0 P6		0-0 6-3		0-0 G3		0-0 F3			4 0 0 0 0 0 3												
<b>Ken Walters, R</b> (1, 7) OBP: 0.238, SLG: 0.357		0-0 CS 1B	0-0 4-3		0-0 HR		0-0 F8			3 1 2 1 0 0 0												
<b>Marty Keough, L</b> (8, PH) OBP: 0.360, SLG: 0.466										1 0 0 0 0 0 0												
<b>Leo Cardenas, R</b> (1, 6) OBP: 0.276, SLG: 0.355		0-0 F2		0-0 F3		0-0 4-3		0-0 F5		4 0 0 0 0 0 1												
<b>Daryl Spencer, R</b> (1, 5) OBP: 0.385, SLG: 0.314		4-0 1B 1B BB 1-2		0-0 F9		0-0 1B		4-0 BB		2 1 1 0 2 0 0												
<b>Johnny Edwards, L</b> (1, 2) OBP: 0.323, SLG: 0.381		0-0 1B 1B 1-3		0-0 1B		0-0 F5		0-3 K		4 1 2 0 0 1 2												
<b>Jim Maloney, L</b> (1, 1) OBP: 0.200, SLG: 0.143		0-0 1B 1-2 3-H		0-0 4-3		0-0 F9		0-0 6-3		2 0 1 1 0 0 1												
<b>Eddie Kasko, R</b> (7, PH) OBP: 0.311, SLG: 0.304										1 0 0 0 0 0 0												
<b>Jim Owens, R</b> (7, 1)										0 0 0 0 0 0 0												
<b>Bill Henry, L</b> (7, 1)										1 0 0 0 0 0 0												
<b>Inning Stats</b>	R: 0 E: 0 K: 0 S: 4	H: 1 LOB: 1 BB: 0 P: 4	R: 2 E: 0 K: 0 S: 5	H: 4 LOB: 2 BB: 1 P: 9	R: 1 E: 0 K: 0 S: 4	H: 1 LOB: 0 BB: 0 P: 4	R: 0 E: 0 K: 0 S: 4	H: 1 LOB: 1 BB: 0 P: 4	R: 0 E: 0 K: 0 S: 3	H: 0 LOB: 0 BB: 0 P: 3	R: 1 E: 0 K: 0 S: 5	H: 2 LOB: 1 BB: 0 P: 5	R: 0 E: 0 K: 0 S: 5	H: 2 LOB: 2 BB: 0 P: 5	R: 0 E: 0 K: 1 S: 5	H: 0 LOB: 1 BB: 1 P: 9	R: 0 E: 0 K: 1 S: 5	H: 0 LOB: 1 BB: 1 P: 9	1B: 9 2B: 0 3B: 0 HR: 2	SF: 0 SAC: 0 DP: 0 HBP: 0	WP: 0 PB: 0 SB: 0 CS: 1	PA: 39
<b>PITCHER</b>	IP WLS BF H R ER SO BB IBB HBP BLK WP HR S P ERA WHIP												IP WLS BF H R ER SO BB IBB HBP BLK WP HR S P ERA WHIP									
<b>Billy O'Dell, L</b> (1, 1) ERA: 2.74	7.0 L 31 11 4 4 0 0 1 0 0 0 0 2 30 34 5.14 1.714																					
<b>Jack Fisher, R</b> (8, 1) ERA: 4.06	2.0 8 0 0 0 2 2 0 0 0 0 0 0 10 18 0.00 1.000																					

**Cincinnati Reds @ San Francisco Giants**  
**Candlestick Park, San Francisco, CA**  
 Mon Jul 01 1963, 6:33 AM EDT  
 Att: 11,589 - Unknown

[livebaseballscorecards.com](http://livebaseballscorecards.com)

<b>AB</b>	36
<b>R</b>	4
<b>H</b>	11
<b>RBI</b>	4
<b>BB</b>	3
<b>SO</b>	2
<b>LOB</b>	10



BOTTOM

Cincinnati Reds @ San Francisco Giants  
Candlestick Park, San Francisco, CA  
Mon Jul 01 1963, 6:33 AM EDT  
Att. 11,589 - Unknown

livebaseballscorecards.com

AB	37
R	3
H	10
RBI	3
BB	4
SO	7
LOB	27



WP	1	PA	43
PB	0	SB	0
CS	0		

AB R H RBI BB SO LOB

3 0 2 1 1 1 1

5 0 1 0 0 0 5

4 0 0 0 1 1 6

5 1 1 0 0 1 3

3 1 2 2 1 1 0

1 0 0 0 0 0 0

4 0 2 0 0 1 3

5 0 0 0 0 0 4

3 1 0 0 0 2 1

0 0 0 0 1 0 0

3 0 2 0 0 0 1

1 0 0 0 0 0 3

0 0 0 0 0 0 0

1B: 5 SF: 0

2B: 4 SAC: 1

3B: 0 DP: 0

HR: 1 HBP: 1

Batter	1	2	3	4	5	6	7	8	9
Harvey Kuenn, R (1, 5) OBP: 0.344, SLG: 0.380	1-0 BB WP HBP 1B	0-0 2-H 1B		0-3 K 1		4-0 BB 1-2 1B		0-0 FC1-8 1B	
Chuck Hiller, L (1, 4) OBP: 0.246, SLG: 0.234	0-0 F9 1B	0-0 1-2 1B		0-0 4-3 2-3 2		0-0 P4 2		0-0 FC1-6 1-2f 1B 2	
Willie Mays, R (1, 8) OBP: 0.333, SLG: 0.451	4-0 BB 1-2 BB 1B	0-3 K 3		0-0 5-3 3		0-0 F7 3		0-0 F8 2	
Willie McCovey, L (1, 3) OBP: 0.360, SLG: 0.543	0-3 K 2		0-0 4-3 1		0-0 G3 1		0-0 2B 2B 2	0-0 4-3 3	
Ed Bailey, L (1, 2) OBP: 0.372, SLG: 0.556	4-0 BB 1-2 2-3 BB 1B		0-0 HR 1B		0-3 K 2		0-0 SH3 2-H 2B 2	0-0 G3 1	
Ernie Bowman, R (7, PR) OBP: 0.143, SLG: 0.214									
Felipe Alou, R (1, 9) OBP: 0.327, SLG: 0.502	0-0 6-3 3		0-0 6-3 2B 2		0-0 1B 3		0-0 SH3 2-3 2	0-3 K 2	
Matty Alou, L (1, 7) OBP: 0.152, SLG: 0.156		0-0 G3 1	0-0 6-3 2-3 2		0-0 F2 3		0-0 P6 2	0-0 F7 3	
Jose Pagan, R (1, 6) OBP: 0.247, SLG: 0.241		0-0 E3 6-3 1B 3	0-3 K 3			0-3 K 1	4-0 BB 3		
Tom Haller, L (7, PH) OBP: 0.340, SLG: 0.468									
Billy O'Dell, S (1, 1) OBP: 0.191, SLG: 0.178		0-0 6-3 2		0-0 4-3 2B 2		0-0 BB 1B 2	0-0 F8 3		
Orlando Cepeda, R (7, PH) OBP: 0.345, SLG: 0.527									
Jack Fisher, R (8, 1) OBP: 0.240, SLG: 0.227									

Inning Stats	R: 0	H: 0	E: 0	K: 1	S: 5	LOB: 3	BB: 2	P: 14	R: 1	H: 2	E: 1	K: 1	S: 8	LOB: 2	BB: 0	P: 8	R: 1	H: 2	E: 0	K: 1	S: 7	LOB: 1	BB: 0	P: 7	R: 0	H: 1	E: 0	K: 1	S: 6	LOB: 1	BB: 0	P: 6	R: 0	H: 1	E: 0	K: 1	S: 6	LOB: 2	BB: 1	P: 10	R: 1	H: 2	E: 0	K: 0	S: 5	LOB: 3	BB: 1	P: 9	R: 0	H: 1	E: 0	K: 0	S: 4	LOB: 1	BB: 0	P: 4	R: 0	H: 0	E: 0	K: 1	S: 5	LOB: 0	BB: 0	P: 5	1B: 5	SF: 0	2B: 4	SAC: 1	3B: 0	DP: 0	HR: 1	HBP: 1	WP: 1	PA: 43
--------------	------	------	------	------	------	--------	-------	-------	------	------	------	------	------	--------	-------	------	------	------	------	------	------	--------	-------	------	------	------	------	------	------	--------	-------	------	------	------	------	------	------	--------	-------	-------	------	------	------	------	------	--------	-------	------	------	------	------	------	------	--------	-------	------	------	------	------	------	------	--------	-------	------	-------	-------	-------	--------	-------	-------	-------	--------	-------	--------

PITCHER	IP	WLS	BF	H	R	ER	SO	BB	IBB	HBP	BLK	WP	HR	S	P	ERA	WHIP
Jim Maloney, R (1, 1) ERA: 3.03	6.0		30	7	2	1	6	3	0	1	0	1	1	38	51	1.50	1.667
Jim Owens, R (7, 1) ERA: 5.65	0.2		4	2	1	1	0	0	0	0	0	0	0	4	4	13.50	3.000
Bill Henry, L (7, 1) ERA: 5.48	2.1	S	9	1	0	0	1	1	0	0	0	0	0	10	14	0.00	0.857

Batter	1	2	3	4	5	6	7	8	9	10	11	12	13	14	15	16	AB R H RBI BB SO LOB	TOP											
Lee Maye L OBP: 0.293, SLG: 0.400 (1, 7)	P3		F9				3-1			G3			F9		F9		6 0 0 0 1 0 1	<b>Milwaukee Braves @ San Francisco Giants</b> Candlestick Park, San Francisco, CA Tue Jul 02 1963, 10:05 PM EDT Att. 15,921 - Unknown <a href="http://livebaseballscorecards.com">livebaseballscorecards.com</a>											
Frank Bolling R OBP: 0.275, SLG: 0.295 (1, 4)			F5		L5			F5		6-3						F9	7 0 2 0 0 0 1												
Hank Aaron R OBP: 0.386, SLG: 0.584 (1, 9)	F3					F2							F3			F8	6 0 0 0 1 1 2												
Eddie Mathews L OBP: 0.380, SLG: 0.416 (1, 5)																													
Denis Menke R OBP: 0.293, SLG: 0.343 (4, 5)	K																2 0 0 0 0 2 1												
Norm Larker L OBP: 0.320, SLG: 0.262 (1, 3)																	5 0 2 0 0 1 1												
Mack Jones L OBP: 0.324, SLG: 0.346 (1, 8)																	5 0 1 0 0 2 1												
Don Dillard L OBP: 0.277, SLG: 0.375 (14, PH)																	1 0 0 0 0 1 1												
Del Crandall R OBP: 0.250, SLG: 0.219 (1, 2)																	6 0 2 0 0 0 1												
Roy McMillan R OBP: 0.268, SLG: 0.347 (1, 6)																	6 0 0 0 0 0 2												
Warren Spahn L OBP: 0.216, SLG: 0.292 (1, 1)																	6 0 1 0 0 3 0												
<b>Inning Stats</b>	R: 0 E: 0 K: 1 S: 6	H: 1 LOB: 1 BB: 0 P: 6	R: 0 E: 1 K: 1 S: 6	H: 0 LOB: 1 BB: 0 P: 6	R: 0 E: 0 K: 0 S: 3	H: 0 LOB: 0 BB: 0 P: 3	R: 0 E: 0 K: 1 S: 6	H: 2 LOB: 3 BB: 1 P: 10	R: 0 E: 0 K: 1 S: 5	H: 0 LOB: 1 BB: 1 P: 9	R: 0 E: 0 K: 0 S: 4	H: 1 LOB: 1 BB: 0 P: 4	R: 0 E: 0 K: 0 S: 3	H: 0 LOB: 0 BB: 0 P: 3	R: 0 E: 0 K: 1 S: 5	H: 0 LOB: 0 BB: 0 P: 5	R: 0 E: 0 K: 1 S: 6		H: 1 LOB: 1 BB: 0 P: 6	R: 0 E: 0 K: 2 S: 7	H: 0 LOB: 1 BB: 1 P: 11	R: 0 E: 0 K: 0 S: 3	H: 0 LOB: 0 BB: 0 P: 3	R: 0 E: 0 K: 0 S: 4	H: 1 LOB: 1 BB: 0 P: 4	1B: 7 2B: 1 3B: 0 HR: 0	SF: 0 SAC: 0 DP: 0 HBP: 0	WP: 0 PB: 0 SB: 2 CS: 1	PA: 59
<b>PITCHER</b> Juan Marichal R ERA: 2.14 (1, 1)	IP: 16.0 WLS: W BF: 59 H: 8 R: 0 ER: 0 SO: 10 BB: 4 IBB: 0 HBP: 0 BLK: 0 WP: 0 HR: 0 S: 75 P: 91 ERA: 0.00 WHIP: 0.750	<b>PITCHER</b> IP: 16.0 WLS: W BF: 59 H: 8 R: 0 ER: 0 SO: 10 BB: 4 IBB: 0 HBP: 0 BLK: 0 WP: 0 HR: 0 S: 75 P: 91 ERA: 0.00 WHIP: 0.750																											



Batter	1	2	3	4	5	6	7	8	9	10	11	12	13	14	15	16	AB	R	H	RBI	BB	SO	LOB
Harvey Kuenn, R (1.5) OBP: 0.335, SLG: 0.375	0-0 P6		0-0 4-3			0-0 F9		0-0 F2			0-0 6-3			0-0 E 2B		0-0 F8	7	0	1	0	0	0	0
Willie Mays, R (1.8) OBP: 0.332, SLG: 0.455	0-3 K			0-0 6-3		0-0 F9			0-0 1-6-3		0-0 F7			4-0 E IBB		0-0 HR	6	1	1	1	1	1	0
Willie McCovey, L (1.7) OBP: 0.356, SLG: 0.535	0-0 3-1			0-0 FC6-4 1B			0-0 F8		0-0 3-1		0-0 1-3			0-0 F2			6	0	1	0	0	0	2
Felipe Alou, R (1.9) OBP: 0.323, SLG: 0.495		0-0 F7		0-0 FC6-4 1-2		0-0 6-3			0-0 1B			0-0 F8		0-0 F8			6	0	1	0	0	0	3
Orlando Cepeda, R (1.3) OBP: 0.345, SLG: 0.522		0-0 F8 S 1B		0-0 P1		0-0 1B		0-0 1B	0-0 P5			0-0 6-3		0-0 E5			6	0	2	0	0	0	4
Ed Bailey, L (1.2) OBP: 0.365, SLG: 0.540		0-0 F8 1-3			0-0 G3		0-0 1B		0-0 4-3			0-0 G3		0-0 F8			6	0	1	0	0	0	4
Jose Pagan, R (1.6) OBP: 0.246, SLG: 0.239		0-0 F2			0-0 P6		0-0 F8		0-0 FC3-6 1B				0-0 4-3 1B		0-0 F9		2	0	0	0	0	0	1
Jim Davenport, R (7. PH) OBP: 0.282, SLG: 0.332																	1	0	0	0	0	0	2
Ernie Bowman, R (8. 6) OBP: 0.235, SLG: 0.294																	3	0	2	0	0	0	0
Chuck Hiller, L (1.4) OBP: 0.237, SLG: 0.226			0-0 4-3		0-0 P4		0-0 1-3		0-0 1-3		0-0 FC3-6 FC6-4		0-0 4-3 1-2		0-0 F7		6	0	0	0	0	0	2
Juan Marichal, R (1.1) OBP: 0.179, SLG: 0.182			0-0 F8			0-0 F8		0-0 5-3		0-0 FC6-4			0-0 F8		0-3 K		6	0	0	0	0	1	1

Inning Stats	R: 0	H: 0	E: 0	K: 1	S: 5	LOB: 0	BB: 0	P: 5	R: 0	H: 1	E: 0	K: 0	S: 4	LOB: 1	BB: 0	P: 4	R: 0	H: 0	E: 0	K: 0	S: 3	LOB: 0	BB: 0	P: 3	R: 0	H: 1	E: 0	K: 0	S: 4	LOB: 2	BB: 0	P: 5	R: 0	H: 0	E: 0	K: 0	S: 3	LOB: 0	BB: 0	P: 3	R: 0	H: 1	E: 0	K: 0	S: 4	LOB: 1	BB: 0	P: 4	R: 0	H: 0	E: 0	K: 0	S: 3	LOB: 0	BB: 0	P: 3	R: 0	H: 0	E: 0	K: 0	S: 3	LOB: 0	BB: 0	P: 3	R: 0	H: 0	E: 0	K: 0	S: 3	LOB: 0	BB: 0	P: 3	R: 0	H: 1	E: 1	K: 0	S: 5	LOB: 3	BB: 1	P: 9	R: 0	H: 0	E: 0	K: 1	S: 5	LOB: 0	BB: 0	P: 5	R: 1	H: 1	E: 0	K: 0	S: 2	LOB: 0	BB: 0	P: 2	1B: 7	2B: 1	3B: 0	HR: 1	SF: 0	SAC: 0	DP: 0	HBP: 0	WP: 0	PA: 56
PITCHER Warren Spahn, L (1.1) ERA: 2.84	IP	WLS	BF	H	R	ER	SO	BB	IBB	HBP	BLK	WP	HR	S	P	ERA	WHIP																																																																																									

**Milwaukee Braves @ San Francisco Giants**  
 Candlestick Park, San Francisco, CA  
 Tue Jul 02 1963, 10:05 PM EDT  
 Att: 15,921 - Unknown

AB 55  
 R 1  
 H 9  
 RBI 1  
 BB 1  
 SO 2  
 LOB 19

PITCHER	IP	WLS	BF	H	R	ER	SO	BB	IBB	HBP	BLK	WP	HR	S	P	ERA	WHIP
Warren Spahn, L (1.1)	15.1	L	56	9	1	1	2	0	1	0	0	0	1	59	63	0.59	0.587

Batter	1	2	3	4	5	6	7	8	9	AB R H RBI BB SO LOB	TOP											
Lee Mays, L (1, 8) OBP: 0.301, SLG: 0.417 (6, 7)	0-0 E3		0-0 G3			4-3 HR 2B			0-0 SH1-3 2B	5 1 3 0 0 0 1	<b>Milwaukee Braves @ San Francisco Giants</b> Candlestick Park, San Francisco, CA Wed Jul 03 1963, 6:33 AM EDT Att: 11,189 - Unknown <a href="http://livebaseballscorecards.com">livebaseballscorecards.com</a>											
Frank Bolling, R (1, 4) OBP: 0.271, SLG: 0.290	0-0 4-3		0-0 6-3			4-3		0-0 SH1-3	4 0 0 0 0 0 4													
Hank Aaron, R (1, 9) OBP: 0.387, SLG: 0.589	0-0 F7			0-0 F2		0-0 HR	0-3 K	4-0 IBB IBB	4 1 1 2 1 1 0													
Joe Torre, R (1, 7) OBP: 0.354, SLG: 0.417 (6, 3)		0-0 F8		0-0 1B		0-0 BB 1B	0-0 F8	0-3 K	5 1 2 0 0 1 2													
Eddie Mathews, L (1, 5) OBP: 0.387, SLG: 0.414		4-0 FC4-6 BB		0-3 K		4-0 1B 2B BB	4-0 IBB	4-0 IBB	1 1 0 0 4 1 1													
Gene Oliver, R (1, 3) OBP: 0.317, SLG: 0.426 Bob Shaw, R (6, 1) OBP: 0.250, SLG: 0.143		0-3 K		0-3 K		0-0 1B 2B	0-3 K	0-0 1-4-6	3 1 1 1 0 2 2 2 0 0 0 0 1 4													
Denis Menke, R (1, 6) OBP: 0.292, SLG: 0.345		0-0 FC4-6 1-2		0-0 5-3		0-0 WP SH3 2B		0-0 F8	4 1 1 2 0 0 1													
Del Crandall, R (1, 2) OBP: 0.261, SLG: 0.231			0-0 G3 SH2-3 1B		0-0 F7	0-0 SH3 2B		0-0 F9-4-3 1B	3 0 2 1 0 0 0													
Denny Lemaster, R (1, 1) OBP: 0.212, SLG: 0.424 Don Dillard, L (5, PH) OBP: 0.274, SLG: 0.371 Frank Funk, R (5, 1) Norm Larker, L (6, PH) OBP: 0.324, SLG: 0.262 Mack Jones, L (6, PR) OBP: 0.323, SLG: 0.344 (6, 8)			0-0 SH2-3		0-0 4-3	4-0 1B BB		0-0 F9-4-3	0 0 0 0 0 0 0 1 0 0 0 0 0 0 0 0 0 0 0 0 0 0 0 0 0 0 1 0 0 1 0 0 0 0 0 0 1													
<b>Inning Stats</b>	R: 0 E: 1 K: 0 S: 3	H: 0 LOB: 0 BB: 0 P: 3	R: 0 E: 0 K: 1 S: 5	H: 0 LOB: 1 BB: 1 P: 9	R: 0 E: 0 K: 0 S: 4	H: 1 LOB: 1 BB: 0 P: 4	R: 0 E: 0 K: 2 S: 8	H: 1 LOB: 1 BB: 0 P: 8	R: 0 E: 0 K: 0 S: 3	H: 0 LOB: 0 BB: 0 P: 3		R: 6 E: 0 K: 0 S: 9	H: 6 LOB: 2 BB: 2 P: 17	R: 0 E: 0 K: 2 S: 7	H: 0 LOB: 1 BB: 1 P: 11	R: 0 E: 0 K: 0 S: 3	H: 1 LOB: 0 BB: 0 P: 3	R: 0 E: 0 K: 1 S: 6	H: 1 LOB: 3 BB: 2 P: 14	1B: 6 2B: 4 3B: 0 HR: 1	SF: 0 SAC: 3 DP: 1 HBP: 0	WP: 1 PB: 0 SB: 0 CS: 0
<b>PITCHER</b>	IP WLS BF H R ER SO BB IBB HBP BLK WP HR S P ERA WHIP																					
Jack Sanford, R (1, 1) ERA: 3.38	5.1 L 24 6 5 5 3 2 0 0 0 0 0 1 28 36 8.44 1.500																					
Don Larsen, R (6, 1) ERA: 2.28	0.2 5 2 1 1 0 1 0 0 0 0 1 0 4 8 13.50 4.500																					
Bobby Bolin, R (7, 1) ERA: 1.77	2.0 7 1 0 0 2 0 0 1 0 0 0 0 10 14 0.00 0.500																					
Jim Duffalo, R (9, 1) ERA: 3.16	1.0 6 1 0 0 1 0 0 2 0 0 0 0 6 14 0.00 1.000																					





Batter	1	2	3	4	5	6	7	8	9	AB R H RBI BB SO LOB
Harvey Kuenn, R OBP: 0.344, SLG: 0.395 (1, 5)	4-0 G4-6-3 BB		0-0 1-H HR	4-0 IBB		0-0 4-3		0-0 F7		3 1 1 2 2 0 0
Joey Amalfitano, R OBP: 0.270, SLG: 0.244 (1, 4)	0-0 G4-6-3		0-3 K	0-0 5-3		0-0 BB 1B		4-0 BB		4 0 1 0 0 1 4
Ed Bailey, L OBP: 0.369, SLG: 0.540 (8, PH)	1-2									0 0 0 0 1 0 0
Billy O'Dell, S OBP: 0.191, SLG: 0.178 (8, PR)										0 0 0 0 0 0 0
Jim Duffalo, R (9, 1)										0 0 0 0 0 0 0
Willie McCovey, L OBP: 0.357, SLG: 0.542 (1, 7)	0-3 K		0-0 F9		0-0 HR	4-0 1-2 BB		0-3 K		4 1 1 1 1 2 1
Willie Mays, R OBP: 0.336, SLG: 0.466 (1, 8)		0-0 HR	4-0 BB		0-0 5-3 1B	0-3 K		0-0 F4		4 1 2 1 1 1 2
Orlando Cepeda, R OBP: 0.340, SLG: 0.514 (1, 3)		0-0 F8	0-0 3-1		0-0 5-3		0-0 F7		0-0 6-3	5 0 0 0 0 0 2
Felipe Alou, R OBP: 0.321, SLG: 0.490 (1, 9)		0-0 P4		0-0 SH1-4 1B	0-0 F8		0-3 K		0-0 6-3	5 0 1 0 0 1 1
Tom Haller, L OBP: 0.358, SLG: 0.500 (1, 2)		4-0 BB		0-0 SH1-4 1B	4-0 IBB		0-0 HR			2 1 2 1 2 0 0
Ernie Bowman, R OBP: 0.200, SLG: 0.250 (1, 6)		0-0 F8		0-0 SH1-4	0-0 F9		0-0 6-3			3 0 0 0 0 0 3
Jack Sanford, R OBP: 0.222, SLG: 0.224 (1, 1)			0-0 HR		0-3 K		0-0 4-3		0-0 F7	2 1 1 0 0 1 2
Don Larsen, R OBP: 0.286, SLG: 0.286 (6, 1)										0 0 0 0 0 0 0
Matty Alou, L OBP: 0.149, SLG: 0.152 (6, PH)										1 0 0 0 0 0 0
Bobby Bolin, R OBP: 0.287, SLG: 0.083 (7, 1)										0 0 0 0 0 0 0
Jim Davenport, R OBP: 0.280, SLG: 0.330 (8, PH)										0 0 0 0 0 0 0
Jim Davenport, R OBP: 0.280, SLG: 0.330 (9, 4)										1 0 0 0 0 0 0

**BOTTOM**

Milwaukee Braves @ San Francisco Giants  
Candlestick Park, San Francisco, CA

Wed Jul 03 1963, 6:33 AM EDT  
Att. 11,189 - Unknown

AB	34
R	5
H	9
RBI	5
BB	7
SO	6
LOB	15



Inning Stats	R: 0	H: 0	E: 0	K: 1	S: 4	LOB: 0	BB: 1	P: 8	R: 1	H: 1	E: 0	K: 0	S: 4	LOB: 1	BB: 1	P: 8	R: 2	H: 2	E: 0	K: 1	S: 7	LOB: 1	BB: 1	P: 11	R: 0	H: 2	E: 0	K: 1	S: 7	LOB: 3	BB: 3	P: 11	R: 1	H: 2	E: 0	K: 0	S: 5	LOB: 2	BB: 1	P: 9	R: 0	H: 1	E: 0	K: 1	S: 6	LOB: 2	BB: 1	P: 10	R: 1	H: 1	E: 0	K: 1	S: 6	LOB: 0	BB: 0	P: 6	R: 0	H: 0	E: 0	K: 1	S: 5	LOB: 1	BB: 1	P: 9	R: 0	H: 0	E: 0	K: 0	S: 3	LOB: 0	BB: 0	P: 3	1B: 5	2B: 0	3B: 0	HR: 4	SF: 0	SAC: 1	DP: 1	HBP: 0	WP: 0	PB: 0	SB: 0	CS: 0	PA: 42
--------------	------	------	------	------	------	--------	-------	------	------	------	------	------	------	--------	-------	------	------	------	------	------	------	--------	-------	-------	------	------	------	------	------	--------	-------	-------	------	------	------	------	------	--------	-------	------	------	------	------	------	------	--------	-------	-------	------	------	------	------	------	--------	-------	------	------	------	------	------	------	--------	-------	------	------	------	------	------	------	--------	-------	------	-------	-------	-------	-------	-------	--------	-------	--------	-------	-------	-------	-------	--------

PITCHER	IP	WLS	BF	H	R	ER	SO	BB	IBB	HBP	BLK	WP	HR	S	P	ERA	WHIP
Denny Lemaster, L ERA: 2.17 (1, 1)	4.0		20	5	3	3	3	3	3	1	0	0	2	22	38	6.75	2.000
Frank Funk, R ERA: 4.07 (5, 1)	1.0	W	6	2	1	1	0	0	1	0	0	0	1	5	9	9.00	2.000
Bob Shaw, R ERA: 3.3 (6, 1)	4.0	S	16	2	1	1	3	2	0	0	0	0	1	20	28	2.25	1.000

PITCHER	IP	WLS	BF	H	R	ER	SO	BB	IBB	HBP	BLK	WP	HR	S	P	ERA	WHIP
---------	----	-----	----	---	---	----	----	----	-----	-----	-----	----	----	---	---	-----	------

Batter	1	2	3	4	5	6	7	8	9	AB	R	H	RBI	BB	SO	LOB	TOP										
Lee Mays, L (1, 8) OBP: 0.303, SLG: 0.429	0-0 3-1		0-0 F8		0-0 G3		0-0 HR	4-0 1B BB		4	1	1	1	1	0	1	<p>Milwaukee Braves @ San Francisco Giants</p> <p>Candlestick Park, San Francisco, CA</p> <p>Thu Jul 04 1963, 6:33 AM EDT</p> <p>Att. 23,557 - Unknown</p> <p>livebaseballscorecards.com</p>										
Frank Bolling, R (1, 4) OBP: 0.277, SLG: 0.293	0-0 F7		0-0 F3		0-0 HR 1B		4-0 1B BB	0-0 FC6-4 1B		4	1	2	3	1	0	0											
Hank Aaron, R (1, 9) OBP: 0.390, SLG: 0.599	0-0 1B S 1B		0-0 F2		0-0 HR 1B		0-0 1B	0-0 FC6-4 1B		5	1	3	2	0	0	2											
Joe Torre, R (1, 3) OBP: 0.355, SLG: 0.417	0-0 BB 1B		0-0 F8		0-0 1B		0-0 F2		0-0 6-3	5	0	2	0	0	0	2											
Eddie Mathews, L (1, 5) OBP: 0.384, SLG: 0.408	4-0 1-2 BB		0-3 K		0-0 F5		0-3 K		0-3 K	4	0	0	0	1	3	3											
Gene Oliver, R (1, 7) OBP: 0.318, SLG: 0.420	0-0 F7		4-0 BB		0-3 K		0-3 K		0-0 4-3	2	0	0	0	1	1	3											
Mack Jones, L (7, 8) OBP: 0.320, SLG: 0.340	0-0 F7		0-0 BB		0-3 K				0-0 G3	2	0	0	0	0	0	0											
Denis Menke, R (1, 6) OBP: 0.288, SLG: 0.340		0-0 F7		0-0 6-3		0-0 5-3		0-0 E3 1B WP 6-3		4	1	0	0	0	0	1											
Del Crandall, R (1, 2) OBP: 0.260, SLG: 0.232		0-0 F2			0-0 G3 1B SH1-4 1B		0-0 F7		0-0 6-3	4	1	1	0	0	0	1											
Tony Cloninger, R (1, 1) OBP: 0.133, SLG: 0.133		0-0 F8			0-0 SH1-4		0-3 K		4-0 1B WP BB	2	0	0	0	0	1	0											
Bob Hendley, R (7, 1) OBP: 0.200, SLG: 0.143					1-2					0	1	0	0	1	0	0											
<b>Inning Stats</b>	R: 0 E: 0 K: 0 S: 5	H: 2 LOB: 3 BB: 1 P: 9	R: 0 E: 0 K: 0 S: 3	H: 0 LOB: 0 BB: 0 P: 3	R: 0 E: 0 K: 0 S: 3	H: 0 LOB: 0 BB: 0 P: 3	R: 0 E: 0 K: 1 S: 5	H: 0 LOB: 1 BB: 1 P: 9	R: 3 E: 0 K: 1 S: 7	H: 4 LOB: 1 BB: 0 P: 7	R: 0 E: 0 K: 1 S: 5	H: 0 LOB: 0 BB: 0 P: 5	R: 1 E: 0 K: 2 S: 9	H: 2 LOB: 2 BB: 1 P: 13	R: 2 E: 1 K: 0 S: 5	H: 1 LOB: 2 BB: 2 P: 13	R: 0 E: 0 K: 1 S: 5	H: 0 LOB: 0 BB: 0 P: 5	1B: 7 2B: 0 3B: 0 HR: 2	SF: 0 SAC: 1 DP: 0 HBP: 0	WP: 1 PB: 0 SB: 1 CS: 0	PA: 42					
<b>PITCHER</b>	IP	WLS	BF	H	R	ER	SO	BB	IBB	HBP	BLK	WP	HR	S	P	ERA	WHIP										
Jack Fisher, R (1, 1) ERA: 4.15	4.2		22	6	3	3	1	2	0	0	0	0	1	22	30	5.79	1.714										
Gaylord Perry, R (5, 1) ERA: 3.38	1.2	L	7	1	1	1	2	1	0	0	0	0	1	10	14	5.40	1.200										
Bobby Bolin, R (7, 1) ERA: 1.73	1.1		8	1	2	0	1	2	0	0	0	1	0	8	16	0.00	2.250										
Jim Duffalo, R (8, 1) ERA: 3.0	1.1		5	1	0	0	1	0	0	0	0	0	0	7	7	0.00	0.750										

AB	36
R	6
H	9
RBI	6
BB	5
SO	5
LOB	13



Batter	1	2	3	4	5	6	7	8	9	AB R H RBI BB SO LOB
Harvey Kuenn, R (1, 7) OBP: 0.345, SLG: 0.391	0-0 6-3	0-0 F7		0-0 F3			0-0 1B SH2-4 1B		4-0 FC3-6 BB	4 0 1 0 1 0 0
Chuck Hiller, L (1, 4) OBP: 0.238, SLG: 0.226	0-0 2B BB 1B		0-0 6-3		0-0 5-3		0-0 SH2-4 1-2		0-0 FC3-6 1-2f	4 1 1 0 0 0 1
Willie Mays, R (1, 8) OBP: 0.343, SLG: 0.475	0-0 BB 1-3 2B		0-0 1B S 1B		0-0 HR 1B		0-0 2-3 1B		0-0 F8	5 1 4 0 0 0 1
Willie McCovey, L (1, 3) OBP: 0.359, SLG: 0.551	4-0 BB IBB		0-0 F2		0-0 HR 1B		0-3 K			3 1 1 2 1 1 3
Tom Haller, L (1, 2) OBP: 0.371, SLG: 0.504 Orlando Cepeda, R (7, PH) OBP: 0.339, SLG: 0.512 Ed Bailey, L (8, 2) OBP: 0.369, SLG: 0.540	4-0 1-2 2-3 3-H BB		4-0 1B IBB		0-0 G6-4-3 1B		0-0 P4			1 0 1 1 2 0 0 1 0 0 0 0 0 2 0 0 0 0 0 0 0
Felipe Alou, R (1, 9) OBP: 0.321, SLG: 0.486	0-0 P4		0-0 1-2 2-3 1B		0-0 G6-4-3 1-2f			0-0 6-3		4 0 1 0 0 0 4
Jim Davenport, R (1, 5) OBP: 0.276, SLG: 0.325	0-0 F9		0-0 P4			0-0 F9		0-3 K		4 0 0 0 0 1 6
Ernie Bowman, R (1, 6) OBP: 0.167, SLG: 0.208		0-0 1-3		0-0 4-3		0-0 9-6-3		0-0 6-3		4 0 0 0 0 0 0
Jack Fisher, R (1, 1) OBP: 0.222, SLG: 0.208 Gaylord Perry, R (5, 1) OBP: 0.200, SLG: 0.300 Bobby Bolin, R (7, 1) OBP: 0.267, SLG: 0.083 Jim Duffalo, R (8, 1) OBP: 0.268, SLG: 0.242		0-0 6-3		0-0 1-3		0-0 F8			0-0 6-3	2 0 0 0 0 0 0 1 0 1 0 0 0 0 0 0

Inning Stats	R: 1	H: 2	E: 0	K: 5	S: 5	LOB: 3	BB: 2	P: 13	R: 0	H: 0	E: 0	K: 0	S: 3	LOB: 0	BB: 0	P: 3	R: 0	H: 2	E: 0	K: 0	S: 5	LOB: 3	BB: 1	P: 9	R: 0	H: 0	E: 0	K: 0	S: 3	LOB: 0	BB: 0	P: 3	R: 2	H: 3	E: 0	K: 5	S: 5	LOB: 0	BB: 0	P: 5	R: 0	H: 0	E: 0	K: 0	S: 3	LOB: 0	BB: 0	P: 3	R: 0	H: 2	E: 0	K: 1	S: 7	LOB: 2	BB: 0	P: 7	R: 0	H: 0	E: 0	K: 1	S: 5	LOB: 0	BB: 0	P: 5	R: 0	H: 0	E: 0	K: 0	S: 3	LOB: 1	BB: 1	P: 7	1B: 7	2B: 1	3B: 0	HR: 1	SF: 0	SAC: 1	DP: 1	HBP: 0
--------------	------	------	------	------	------	--------	-------	-------	------	------	------	------	------	--------	-------	------	------	------	------	------	------	--------	-------	------	------	------	------	------	------	--------	-------	------	------	------	------	------	------	--------	-------	------	------	------	------	------	------	--------	-------	------	------	------	------	------	------	--------	-------	------	------	------	------	------	------	--------	-------	------	------	------	------	------	------	--------	-------	------	-------	-------	-------	-------	-------	--------	-------	--------

PITCHER	IP	WLS	BF	H	R	ER	SO	BB	IBB	HBP	BLK	WP	HR	S	P	ERA	WHIP
Tony Cloninger, R (1, 1) ERA: 2.47	6.1	W	30	9	3	3	0	1	2	0	0	0	1	27	39	4.26	1.579
Bob Hendley, L (7, 1) ERA: 3.57	2.2	S	9	0	0	0	2	1	0	0	0	0	0	12	16	0.00	0.375

**BOTTOM**

**Milwaukee Braves @ San Francisco Giants**  
Candlestick Park, San Francisco, CA

Thu Jul 04 1963, 6:33 AM EDT  
Att. 23,557 - Unknown

livebaseballscores.com

AB	34
R	3
H	9
RBI	3
BB	4
SO	2
LOB	17



WP: 0	PA: 39
PB: 0	
SB: 1	
CS: 0	

Batter	1	2	3	4	5	6	7	8	9	10	11	AB R H RBI BB SO LOB	TOP													
Julian Javier, R OBP: 0.317, SLG: 0.432 (1, 4)	0-0 5-3		0-0 4-3		0-0 S 1B		0-3 K		0-0 F5		0-0 6-3	6 0 1 1 0 1 3														
Dick Groat, R OBP: 0.400, SLG: 0.469 (1, 6)	0-3 K		0-0 6-3		0-0 F8		0-3 K		4-0 BB		0-0 BB	5 0 1 0 1 2 5														
Bill White, L OBP: 0.386, SLG: 0.533 (1, 3)	0-0 F9			0-0 HR	0-3 K		4-0 WP BB 4-3		4-0 BB		4-0 BB	3 2 1 1 3 1 1														
Ken Boyer, R OBP: 0.375, SLG: 0.430 (1, 5)		0-0 F9		0-0 F2		0-0 F7		4-0 4-3 WP 1B BB	0-0 F3		0-0 F9	5 1 0 0 1 0 4														
Stan Musial, L OBP: 0.352, SLG: 0.441 George Altman, L OBP: 0.344, SLG: 0.388 (10, PR) (10, 9)		0-0 4-1		0-0 1B		0-0 F8		0-0 4-3		4-0 SH3-4 BB	4-0 FC6-4 BB	4 0 1 1 1 0 1 0 0 0 0 1 0 0														
Charlie James, R OBP: 0.313, SLG: 0.416 (10, 7)		0-0 F8		0-0 F2		0-0 F8		0-0 1B		0-0 SH3-4	0-0 FC6-4	5 0 1 1 0 0 4														
Curt Flood, R OBP: 0.324, SLG: 0.371 (1, 8)			0-0 1B 4-3 1B		0-3 K		0-0 1B		0-0 F8		0-0 5-3	5 1 2 0 0 1 4														
Tim McCarver, L OBP: 0.333, SLG: 0.401 (1, 2)			0-0 4-3 1-3 1B		0-0 1B SH1-4 S 1B		0-3 K		0-0 4-3		4-0 IBB	4 1 2 0 1 1 2														
Lew Burdette, R OBP: 0.135, SLG: 0.118 Duke Germetel, L OBP: 0.356, SLG: 0.324 Ron Taylor, R OBP: 0.056, SLG: 0.056 Barney Schultz, R OBP: 0.200, SLG: 0.200 Carl Sawatski, L OBP: 0.341, SLG: 0.378 Ed Bauta, R (10, 1)			0-0 1-3		0-0 1-2		0-0 1-2 1B		0-3 K		0-0 F8	1 0 0 0 0 0 2 1 0 1 0 0 0 0 1 0 0 0 0 0 1 0 0 0 0 0 0 0 0 0 0 0 0 0 0 1 0 0 0 0 0 2 0 0 0 0 0 0 0														
<b>Inning Stats</b>	R: 0 E: 0 K: 1 S: 5	H: 0 LOB: 0 BB: 0 P: 5	R: 0 E: 0 K: 0 S: 3	H: 0 LOB: 0 BB: 0 P: 3	R: 1 E: 0 K: 0 S: 5	H: 2 LOB: 1 BB: 0 P: 5	R: 1 E: 0 K: 1 S: 7	H: 2 LOB: 1 BB: 0 P: 7	R: 1 E: 0 K: 1 S: 7	H: 2 LOB: 1 BB: 0 P: 7	R: 0 E: 0 K: 0 S: 3	H: 0 LOB: 0 BB: 0 P: 3	R: 0 E: 0 K: 3 S: 11	H: 2 LOB: 2 BB: 0 P: 11	R: 2 E: 0 K: 0 S: 4	H: 1 LOB: 1 BB: 2 P: 12	R: 0 E: 0 K: 1 S: 5	H: 0 LOB: 2 BB: 2 P: 13	R: 0 E: 0 K: 0 S: 3	H: 0 LOB: 2 BB: 2 P: 11	R: 0 E: 0 K: 0 S: 4	H: 1 LOB: 3 BB: 2 P: 12	1B: 8 2B: 1 3B: 0 HR: 1	SF: 0 SAC: 2 DP: 0 HBP: 0	WP: 1 PB: 0 SB: 2 CS: 0	PA: 51
<b>PITCHER</b>	IP WLS BF H R ER SO BB IBB HBP BLK WP HR S P ERA WHIP																									
Billy O'Dell, L ERA: 2.81 (1, 1)	6.1		27	8	3	3	4	0	0	0	0	0	0	0	35	35	4.26	1.263								
Bobby Bolin, R ERA: 1.96 (7, 1)	2.1		11	1	2	2	3	3	0	0	0	1	0	14	26	7.71	1.714									
Billy Hoelt, L ERA: (9, 1)	0.0		1	0	0	0	0	1	0	0	0	0	0	4	∞	∞										
Don Larsen, R ERA: 2.25 (9, 1)	0.1		1	0	0	0	0	0	0	0	0	0	0	1	1	0.00	0.000									
Jim Duffalo, R ERA: 2.79 (10, 1)	2.0	W	11	1	0	0	0	2	2	0	0	0	0	7	23	0.00	1.500									

St. Louis Cardinals @ San Francisco Giants  
Candlestick Park, San Francisco, CA  
Fri Jul 05 1963, 10:05 PM EDT  
Att. 25,665 - Unknown

livebaseballscorecards.com

AB 41  
R 5  
H 10  
RBI 4  
BB 8  
SO 7  
LOB 28



Batter	1	2	3	4	5	6	7	8	9	10	11	AB R H RBI BB SO LOB
Harvey Kuenn, R (1, 7) OBP: 0.347, SLG: 0.391												5 1 2 1 0 1 3
Chuck Hiller, L (1, 4) OBP: 0.241, SLG: 0.230												6 0 2 1 0 0 1
Willie Mays, R (1, 8) OBP: 0.347, SLG: 0.475												4 1 2 0 1 0 3
Willie McCovey, L (1, 3) Orlando Cepeda, R (9, PH) OBP: 0.360, SLG: 0.561 OBP: 0.337, SLG: 0.510												4 1 2 3 0 0 2 1 0 0 0 0 1 3
Ed Bailey, L (1, 2) OBP: 0.359, SLG: 0.523												5 0 0 0 0 3 5
Felipe Alou, R (1, 9) OBP: 0.322, SLG: 0.488												5 1 2 0 0 2 0
Jim Davenport, R (1, 5) OBP: 0.271, SLG: 0.318												5 0 0 0 0 1 2
Ernie Bowman, R (1, 6) Matty Alou, L (9, PH) Jim Duffalo, R (10, 1) OBP: 0.185, SLG: 0.231 OBP: 0.167, SLG: 0.170												2 0 1 1 0 0 0 1 1 1 0 0 0 0 1 0 0 0 0 1 0
Billy O'Dell, S (1, 1) Bobby Bolin, R (7, 1) Billy Hoelt, L (9, 1) Don Larsen, R (9, 1) Jose Pagan, R (9, PH) OBP: 0.200, SLG: 0.208 OBP: 0.267, SLG: 0.083 OBP: 0.286, SLG: 0.286 OBP: 0.246, SLG: 0.242												3 0 1 0 0 1 2 0 1 1 1 0 0 0 0

BOTTOM

St. Louis Cardinals @ San Francisco Giants  
Candlestick Park, San Francisco, CA  
Fri Jul 05 1963, 10:05 PM EDT  
Att. 25,665 - Unknown

livebaseballscores.com

AB	43
R	6
H	14
RBI	6
BB	1
SO	10
LOB	21



Inning Stats	R: 1	H: 2	E: 0	LOB: 1	K: 0	BB: 0	S: 5	P: 5	R: 0	H: 2	E: 0	LOB: 2	K: 1	BB: 0	S: 7	P: 7	R: 0	H: 1	E: 0	LOB: 1	K: 1	BB: 0	S: 6	P: 6	R: 1	H: 2	E: 0	LOB: 1	K: 1	BB: 0	S: 7	P: 7	R: 2	H: 1	E: 0	LOB: 0	K: 1	BB: 1	S: 6	P: 10	R: 0	H: 0	E: 0	LOB: 0	K: 0	BB: 0	S: 3	P: 3	R: 0	H: 1	E: 0	LOB: 1	K: 0	BB: 0	S: 4	P: 4	R: 0	H: 0	E: 0	LOB: 0	K: 3	BB: 0	S: 9	P: 9	R: 1	H: 3	E: 0	LOB: 3	K: 2	BB: 0	S: 11	P: 11	R: 0	H: 0	E: 0	LOB: 0	K: 1	BB: 0	S: 5	P: 5	R: 1	H: 2	E: 0	LOB: 1	K: 0	BB: 0	S: 3	P: 3	1B: 11	SF: 1	2B: 2	SAC: 2	3B: 0	DP: 0	HR: 1	HBP: 0	WP: 0	PA: 47
PITCHER	IP	WLS	BF	H	R	ER	SO	BB	IBB	HBP	BLK	WP	HR	S	P	ERA	WHIP																																																																																	
Lew Burdette, R (1, 1) ERA: 3.53	6.0		27	8	4	4	4	1	0	0	0	0	0	34	38	6.00	1.500																																																																																	
Ron Taylor, R (7, 1) ERA: 2.82	2.1		11	4	1	1	3	0	0	0	0	0	0	17	17	3.86	1.714																																																																																	
Barney Schultz, R (9, 1) ERA: 2.94	0.0		1	0	0	0	0	0	0	0	0	0	0	1	1	∞	∞																																																																																	
Bobby Shantz, L (9, 1) ERA: 3.2	0.2		2	0	0	0	2	0	0	0	0	0	0	6	6	0.00	0.000																																																																																	
Ed Bauta, R (10, 1) ERA: 2.35	1.1	L	6	2	1	1	1	0	0	0	0	0	0	8	8	6.75	1.500																																																																																	

Batter	1	2	3	4	5	6	7	8	9	AB R H RBI BB SO LOB	TOP											
Julian Javier, R (1, 4) OBP: 0.316, SLG: 0.430	0-0 6-3			0-0 2B 6-3 1B		0-0 F2		0-0 F6		4 1 1 0 0 0 0												
Dick Groat, R (1, 6) OBP: 0.398, SLG: 0.470	0-0 4-3			0-0 6-3 1-3 2B		0-0 4-3		0-3 K		4 0 1 0 0 1 0												
Bill White, L (1, 3) OBP: 0.382, SLG: 0.527	0-0 P4			0-0 F3		0-0 F6		0-0 G3		4 0 0 0 0 0 2												
Ken Boyer, R (1, 5) OBP: 0.371, SLG: 0.424		0-0 6-3		0-0 6-3		0-3 K		0-0 6-3		4 0 0 1 0 1 1												
Stan Musial, L (1, 7) OBP: 0.347, SLG: 0.434		0-0 4-3		0-0 4-3		0-0 6-3				3 0 0 0 0 0 1												
Charlie James, R (1, 9) OBP: 0.318, SLG: 0.455		0-3 K			0-0 HR		0-0 HR			3 2 2 2 0 1 0												
Curt Flood, R (1, 8) OBP: 0.322, SLG: 0.368			0-0 1-3		0-0 F9		0-0 F9			3 0 0 0 0 0 0												
Tim McCarver, L (1, 2) OBP: 0.327, SLG: 0.393			0-0 F6		0-0 F9		0-0 F4			3 0 0 0 0 0 0												
Ray Sadecki, L (1, 1) OBP: 0.216, SLG: 0.270 Red Schoendienst, S (8, PH) Ed Bauta, R (8, 1)			0-0 F2		0-0 G3		0-0 4-3			2 0 0 0 0 0 0 1 0 0 0 0 0 0 0 0 0 0 0 0 0												
<b>Inning Stats</b>	R: 0 E: 0 K: 0 S: 3	H: 0 LOB: 0 BB: 0 P: 3	R: 0 E: 0 K: 1 S: 5	H: 0 LOB: 0 BB: 0 P: 5	R: 0 E: 0 K: 0 S: 3	H: 0 LOB: 0 BB: 0 P: 3	R: 1 E: 0 K: 0 S: 5	H: 2 LOB: 1 BB: 0 P: 5	R: 1 E: 0 K: 0 S: 4	H: 1 LOB: 0 BB: 0 P: 4	R: 0 E: 0 K: 0 S: 3	H: 0 LOB: 0 BB: 0 P: 3	R: 1 E: 0 K: 1 S: 6	H: 1 LOB: 0 BB: 0 P: 6	R: 0 E: 0 K: 0 S: 3	H: 0 LOB: 0 BB: 0 P: 3	R: 0 E: 0 K: 1 S: 5	H: 0 LOB: 0 BB: 0 P: 5	1B: 1 2B: 1 3B: 0 HR: 2	SF: 0 SAC: 0 DP: 0 HBP: 0	WP: 0 PB: 0 SB: 0 CS: 0	PA: 31
<b>PITCHER</b> Billy Pierce, L (1, 1) ERA: 3.19	IP 9.0	WLS W	BF 31	H 4	R 3	ER 3	SO 3	BB 0	IBB 0	HBP 0	BLK 0	WP 0	HR 2	S 37	P 37	ERA 3.00	WHIP 0.444					

St. Louis Cardinals @ San Francisco Giants  
 Candlestick Park, San Francisco, CA  
 Sat Jul 06 1963, 6:33 AM EDT  
 Att. 30,619 - Unknown

livebaseballscorecards.com

AB 31  
 R 3  
 H 4  
 RBI 3  
 BB 0  
 SO 3  
 LOB 4



Batter	1	2	3	4	5	6	7	8	9	AB	R	H	RBI	BB	SO	LOB
Harvey Kuenn, R OBP: 0.345, SLG: 0.384 (1, 7)	0-0 6-3 1B		4-0 FC4-6 1B BB		0-0 F2		0-0 5-3 1-2			3	1	0	0	1	0	1
Chuck Hiller, L OBP: 0.241, SLG: 0.230 (1, 4)	0-0 F6		0-0 FC4-6 1B		0-3 K		0-0 4-3 2-3			4	0	1	0	0	1	1
Willie McCovey, L OBP: 0.359, SLG: 0.567 (1, 3)	0-0 G3		0-0 FC4-6 1B 1-2f 2-3		0-3 K		0-0 HR			4	1	1	2	0	1	2
Willie Mays, R OBP: 0.352, SLG: 0.475 (1, 8)		4-0 F9 1B G3 BB	0-0 1B		0-0 E SF7 BB		0-0 6-3			2	2	1	1	2	0	0
Felipe Alou, R OBP: 0.321, SLG: 0.487 (1, 9)		0-0 G3 1B	0-0 F9		0-0 SF7 1-H		0-3 K			3	0	1	1	0	1	2
Jim Davenport, R OBP: 0.270, SLG: 0.317 (1, 5)		0-0 F9 2-3		0-0 6-3		0-0 1B		0-0 F8		4	0	1	0	0	0	2
Tom Haller, L OBP: 0.368, SLG: 0.496 (1, 2)		0-0 G3 1-2 3-H		0-0 3-1		0-0 F8		0-0 1B 1B		4	0	1	1	0	0	2
Ernie Bowman, R OBP: 0.226, SLG: 0.267 (1, 6)		0-0 P4		0-0 1B		0-0 4-3		0-0 1B		4	0	2	0	0	0	2
Billy Pierce, L OBP: 0.143, SLG: 0.100 (1, 1)			0-0 1-3		0-0 4-3		0-0 4-3 5-3 HR 1B		0-3 K	4	1	1	0	0	1	3

Inning Stats	R: 0	H: 0	E: 0	K: 0	S: 3	P: 3	R: 1	H: 1	E: 0	K: 0	S: 4	P: 8	R: 1	H: 2	E: 0	K: 0	S: 5	R: 0	H: 1	E: 0	K: 0	S: 4	P: 4	R: 0	H: 0	E: 0	K: 2	S: 7	P: 7	R: 1	H: 1	E: 1	K: 0	S: 4	P: 8	R: 2	H: 2	E: 0	K: 0	S: 5	P: 5	R: 0	H: 2	E: 0	K: 2	S: 9	P: 9	1B: 8	2B: 0	3B: 0	HR: 1	SF: 1	SAC: 0	DP: 0	HBP: 0	WP: 0	PA: 36
PITCHER	IP	WLS	BF	H	R	ER	SO	BB	IBB	HBP	BLK	WP	HR	S	P	ERA	WHIP																																								
Ray Sadecki, L ERA: 5.21 (1, 1)	7.0	L	31	7	5	4	2	3	0	0	0	0	0	32	44	5.14	1.429																																								
Ed Bauta, R ERA: 2.29 (8, 1)	1.0		5	2	0	0	2	0	0	0	0	0	0	9	9	0.00	2.000																																								

**BOTTOM**

St. Louis Cardinals @ San Francisco Giants  
Candlestick Park, San Francisco, CA

Sat Jul 06 1963, 6:33 AM EDT  
Att. 30,619 - Unknown

livebaseballscores.com

<b>AB</b>	<b>32</b>
<b>R</b>	<b>5</b>
<b>H</b>	<b>9</b>
<b>RBI</b>	<b>5</b>
<b>BB</b>	<b>3</b>
<b>SO</b>	<b>4</b>
<b>LOB</b>	<b>15</b>







Batter	1	2	3	4	5	6	7	8	9	10	11	12	13	14	15	AB	R	H	RBI	BB	SO	LOB	BOTTOM									
Harvey Kuenn, R (1, 7) OBP: 0.353, SLG: 0.406	0-0 FC5-4 1B		0-0 6-3			0-0 FC5-4 1B	0-0 HR		4-0 IBB			0-0 4-3		0-0 F4		6	1	3	1	1	0	0										
Joey Amalfitano, R (1, 4) OBP: 0.261, SLG: 0.234	0-0 F9			0-0 F8		0-0 FC5-4 F8 BB 1-2	0-0 F9		0-0 3-1			0-0 F7		0-0 1-3		4	1	0	0	0	0	2										
Chuck Hiller, L (9, PH) OBP: 0.237, SLG: 0.227																3	0	0	0	0	0	2										
Willie McCovey, L (1, 3) OBP: 0.364, SLG: 0.563	0-3 K			0-0 E 1B		4-0 BB BB 1-2		1-0 HBP		0-0 3-1		4-0 FC4-6 BB		0-0 2-3		4	0	1	0	2	1	1										
Willie Mays, R (1, 8) OBP: 0.347, SLG: 0.466	0-0 FC5-4			0-0 F9		0-0 F8		0-0 F7		0-3 K		0-0 FC4-6		0-0 FC4-6		6	1	0	0	1	1	6										
Felipe Alou, R (1, 9) OBP: 0.318, SLG: 0.479		0-0 1-3		0-0 E5 FC6		4-0 BB BB 1-2		0-0 F9		0-0 F5			0-3 K		0-0 SH1-4	5	0	0	0	1	1	2										
Jim Ray Hart, R (1, 5) OBP: 0.571, SLG: 0.400		0-0 F8		0-0 FC6		4-0 BB BB 1-2 2-3 3-H		0-0 F8			0-0 SH3-4 1B		0-0 2B 1B		4-0 E IBB IBB	5	1	2	1	2	0	3										
Tom Haller, L (1, 2) OBP: 0.366, SLG: 0.485		0-0 G3			0-0 P3		0-3 K		0-0 SH3-4 1B		0-0 SH3-4		0-0 F8		4-0 E IBB	5	0	1	0	1	1	4										
Ernie Bowman, R (1, 6) OBP: 0.229, SLG: 0.265			0-0 5-3		0-0 P3		0-0 K		0-0 SH3-4 1B		0-0 SH3-4		0-0 F8		0-0 E5	4	0	1	0	0	0	1										
Ed Bailey, L (13, PH) OBP: 0.362, SLG: 0.532					0-0 P3		0-0 K		0-0 SH3-4 1B		0-0 SH3-4		0-0 F8		1-2 E5	1	0	1	1	0	0	0										
Billy O'Dell, S (13, PR) OBP: 0.290, SLG: 0.208					0-0 P3		0-0 K		0-0 SH3-4 1B		0-0 SH3-4		0-0 F8		0-0 E5	0	0	0	0	0	0	0										
Bobby Bolin, R (14, 1) OBP: 0.267, SLG: 0.083					0-0 P3		0-0 K		0-0 SH3-4 1B		0-0 SH3-4		0-0 F8		0-0 E5	0	0	0	0	0	0	0										
Jose Pagan, R (15, PH) OBP: 0.247, SLG: 0.241					0-0 P3		0-0 K		0-0 SH3-4 1B		0-0 SH3-4		0-0 F8		0-0 E5	0	0	0	0	0	0	0										
Jack Sanford, R (1, 1) OBP: 0.207, SLG: 0.208					0-0 P3		0-0 K		0-0 SH3-4 1B		0-0 SH3-4		0-0 F8		0-0 E5	1	0	0	0	0	0	1										
Orlando Cepeda, R (11, PH) OBP: 0.336, SLG: 0.508					0-0 P3		0-0 K		0-0 SH3-4 1B		0-0 SH3-4		0-0 F8		0-0 E5	0	0	0	0	0	0	0										
Don Larsen, R (12, 1) OBP: 0.286, SLG: 0.286					0-0 P3		0-0 K		0-0 SH3-4 1B		0-0 SH3-4		0-0 F8		0-0 E5	0	0	0	0	0	0	0										
Jim Davenport, R (13, PH) OBP: 0.269, SLG: 0.316					0-0 P3		0-0 K		0-0 SH3-4 1B		0-0 SH3-4		0-0 F8		0-0 E5	1	0	0	0	0	0	1										
Inning Stats	R: 0 E: 0 K: 1 S: 6	H: 1 LOB: 1 BB: 0 P: 6	R: 0 E: 0 K: 0 S: 3	H: 0 LOB: 0 BB: 0 P: 3	R: 0 E: 1 K: 0 S: 5	H: 1 LOB: 2 BB: 0 P: 5	R: 0 E: 0 K: 0 S: 3	H: 1 LOB: 0 BB: 0 P: 3	R: 1 E: 0 K: 1 S: 6	H: 1 LOB: 3 BB: 3 P: 18	R: 1 E: 0 K: 0 S: 4	H: 1 LOB: 0 BB: 0 P: 4	R: 0 E: 0 K: 0 S: 3	H: 0 LOB: 1 BB: 0 P: 4	R: 0 E: 0 K: 1 S: 6	H: 1 LOB: 2 BB: 1 P: 10	R: 0 E: 0 K: 1 S: 5	H: 0 LOB: 0 BB: 0 P: 5	R: 0 E: 0 K: 0 S: 4	H: 1 LOB: 1 BB: 0 P: 4	R: 0 E: 0 K: 0 S: 3	H: 0 LOB: 1 BB: 1 P: 7	R: 1 E: 0 K: 1 S: 7	H: 2 LOB: 1 BB: 0 P: 7	R: 0 E: 0 K: 0 S: 3	H: 0 LOB: 0 BB: 0 P: 3	R: 1 E: 2 K: 0 S: 2	H: 0 LOB: 3 BB: 3 P: 14	1B: 7 2B: 2 3B: 0 HR: 1	SF: 0 SAC: 3 DP: 1 HBP: 1	WP: 0 PB: 0 SB: 0 CS: 0	PA: 62

St. Louis Cardinals @ San Francisco Giants  
Candlestick Park, San Francisco, CA  
Sun Jul 07 1963, 6:33 AM EDT  
Unknown

AB	50
R	4
H	9
RBI	3
BB	8
SO	5
LOB	27



Batter	1	2	3	4	5	6	7	8	9	AB R H RBI BB SO LOB	TOP								
Julian Javier, R (1, 4) OBP: 0.309, SLG: 0.418	0-0 F5		0-0 F2			0-0 F6		0-0 SH1-4	0-0 L1	4 0 0 0 0 0 1									
Dick Groat, R (1, 6) OBP: 0.397, SLG: 0.466	0-0 F8			0-0 4-3			0-0 HR 1B	0-0 4-3		4 1 1 0 0 0 1									
Bill White, L (1, 3) OBP: 0.376, SLG: 0.527	0-0 F6			0-0 F5			0-0 P1	0-0 6-3		4 0 0 0 0 0 2									
Stan Musial, L (1, 7) Duke Carmel, L (9, PR) OBP: 0.353, SLG: 0.462 OBP: 0.370, SLG: 0.324		0-0 S 1B		0-0 F6			0-0 1-H HR		0-0 FC6-4 1B	4 1 3 2 0 0 0 0 0 0 0 0 0 0									
Tim McCarver, L (1, 2) OBP: 0.331, SLG: 0.403		0-3 K 1-2			0-0 F7		0-0 3B		0-0 FC6-4 1-2f 3B	4 1 1 0 0 1 2									
Ken Boyer, R (1, 5) OBP: 0.366, SLG: 0.415		0-0 F7			0-0 5-3		0-0 1B		0-0 F9	4 0 1 0 0 0 2									
Charlie James, R (1, 9) OBP: 0.307, SLG: 0.446		0-0 F4			0-0 F7		0-0 P3		0-0 1-H 1B 3B	4 1 1 1 0 0 3									
Curt Flood, R (1, 8) OBP: 0.316, SLG: 0.359			0-0 4-3			0-0 5-3	0-0 G3		4-0 S 1B BB	3 1 0 0 1 0 2									
Bob Gibson, R (1, 1) OBP: 0.262, SLG: 0.282			0-0 P4			0-0 F8		4-0 4-3 SH1-4 BB	0-0 1-H 3-H 1B	3 0 1 2 1 0 0									
<b>Inning Stats</b>	R: 0 E: 0 K: 0 S: 3	H: 0 LOB: 0 BB: 0 P: 3	R: 0 E: 0 K: 1 S: 6	H: 1 LOB: 1 BB: 0 P: 6	R: 0 E: 0 K: 0 S: 3	H: 0 LOB: 0 BB: 0 P: 3	R: 0 E: 0 K: 0 S: 3	H: 0 LOB: 0 BB: 0 P: 3	R: 2 E: 0 K: 0 S: 7	H: 4 LOB: 2 BB: 0 P: 7	R: 0 E: 0 K: 0 S: 3	H: 0 LOB: 1 BB: 1 P: 7	R: 3 E: 0 K: 0 S: 6	H: 3 LOB: 1 BB: 1 P: 10	1B: 5 2B: 0 3B: 2 HR: 1	SF: 0 SAC: 1 DP: 0 HBP: 0	WP: 0 PB: 0 SB: 2 CS: 0	PA: 37	
<b>PITCHER</b> Juan Marichal, R (1, 1) ERA: 2.16 Jim Duffalo, R (8, 1) ERA: 3.48	IP 7.0 2.0	WLS L	BF 26 11	H 5 3	R 2 3	ER 2 3	SO 1 0	BB 0 2	IBB 0 0	HBP 0 0	BLK 0 0	WP 0 0	HR 1 0	S 28 9	P 28 17	ERA 2.57 13.50	WHIP 0.714 2.500		

St. Louis Cardinals @ San Francisco Giants  
 Candlestick Park, San Francisco, CA  
 Sun Jul 07 1963, 6:38 AM EDT  
 Att: 42,787 - Unknown

livebaseballscorecards.com

AB 34  
 R 5  
 H 8  
 RBI 5  
 BB 2  
 SO 1  
 LOB 13



Batter	1	2	3	4	5	6	7	8	9	AB	R	H	RBI	BB	SO	LOB
Harvey Kuenn, R (1, 9) OBP: 0.349, SLG: 0.400	0-0 F3		0-3 K		0-0 1B		0-3 K		0-0 6-3	5	0	1	0	0	2	0
Chuck Hiller, L (1, 4) OBP: 0.237, SLG: 0.227	0-0 G3		0-0 F7		0-0 1B			0-0 G1		4	0	1	0	0	0	0
Willie McCovey, L (1, 7) OBP: 0.365, SLG: 0.560	0-0 1B			0-0 F3	0-0 6-3			4-0 G3 1B BB		3	0	1	0	1	0	3
Willie Mays, R (1, 8) OBP: 0.352, SLG: 0.468	0-0 F8			4-0 BB		0-0 1B		0-0 G3 1B		3	0	2	0	1	0	1
Ed Bailey, L (1, 2) OBP: 0.354, SLG: 0.519		0-0 F8		0-0 F5		0-3 K		0-0 G3		4	0	0	0	0	1	4
Orlando Cepeda, R (1, 3) OBP: 0.335, SLG: 0.503		0-0 6-3		0-3 K		0-0 P3		1-0 HBP		3	0	0	0	0	1	2
Jim Ray Hart, R (1, 5) OBP: 0.625, SLG: 0.400		1-0			0-3 K	0-3 K		0-3 K		0	0	0	0	0	0	0
Jim Davenport, R (2, PR) OBP: 0.267, SLG: 0.313										2	0	0	0	0	2	1
Tom Haller, L (8, PH) OBP: 0.364, SLG: 0.482										1	0	0	0	0	1	3
Jose Pagan, R (9, 6) OBP: 0.247, SLG: 0.241										0	0	0	0	0	0	0
Ernie Bowman, R (1, 6) OBP: 0.205, SLG: 0.237		0-3 K			0-0 F9				0-0 3-1	4	0	0	0	0	1	1
Juan Marichal, R (1, 1) OBP: 0.190, SLG: 0.193			0-0 F3							2	0	1	0	0	0	0
Felipe Alou, R (7, PH) OBP: 0.317, SLG: 0.477					1B 1B				0-0 F2	1	0	0	0	0	0	0
Jim Duffalo, R (8, 1)										0	0	0	0	0	0	0
Joey Amalfitano, R (9, PH) OBP: 0.259, SLG: 0.233										1	0	0	0	0	0	0

Inning Stats	R: 0	H: 1	R: 0	H: 0	R: 0	H: 0	R: 0	H: 3	R: 0	H: 1	R: 0	H: 0	R: 0	H: 1	R: 0	H: 0
	E: 0	LOB: 1	E: 0	LOB: 1	E: 0	LOB: 0	E: 0	LOB: 3	E: 0	LOB: 1	E: 0	LOB: 0	E: 0	LOB: 3	E: 0	LOB: 0
	K: 0	BB: 0	K: 1	BB: 0	K: 1	BB: 0	K: 1	BB: 0	K: 2	BB: 0	K: 1	BB: 0	K: 1	BB: 1	K: 0	BB: 0
	S: 4	P: 4	S: 5	P: 6	S: 5	P: 5	S: 8	P: 8	S: 8	P: 8	S: 5	P: 5	S: 6	P: 11	S: 3	P: 3


PITCHER	IP	WLS	BF	H	R	ER	SO	BB	IBB	HBP	BLK	WP	HR	S	P	ERA	WHIP
Bob Gibson, R (1, 1) ERA: 4.05	9.0	W	37	6	0	0	8	2	0	2	0	0	0	49	59	0.00	0.889

**BOTTOM**

St. Louis Cardinals @ San Francisco Giants  
Candlestick Park, San Francisco, CA

Sun Jul 07 1963, 6:38 AM EDT  
Att. 42,787 - Unknown

AB	33
R	0
H	6
RBI	0
BB	2
SO	8
LOB	15



WP: 0	PA: 37
PB: 0	SB: 0
CS: 0	

livebaseballscorecards.com

Batter	1	2	3	4	5	6	7	8	9	AB R H RBI BB SO LOB	TOP											
Harvey Kuenn, R (1, 9) OBP: 0.351, SLG: 0.406	0-0 6-3		0-0 1-3 2B		0-0 6-3		0-0 4-3		0-0 1B	5 0 2 0 0 0 1												
Chuck Hiller, L (1, 4) OBP: 0.232, SLG: 0.221	0-0 P4		0-0 4-3		0-3 K			0-0 F9	0-0 F7	5 0 0 0 0 1 4												
Willie McCovey, L (1, 7) OBP: 0.364, SLG: 0.566	0-0 HR		0-0 P5		0-0 F9			0-0 4-3		4 1 1 1 0 0 3												
Willie Mays, R (1, 8) OBP: 0.351, SLG: 0.465	0-0 5-3			0-0 1-3		0-0 P3		0-0 1B 1B		4 0 1 0 0 0 0												
Orlando Cepeda, R (1, 3) OBP: 0.337, SLG: 0.513		0-0 L8		0-0 HR		0-0 F8		0-0 BB 1B		4 1 2 1 0 0 0												
Ed Bailey, L (1, 2) OBP: 0.363, SLG: 0.521		0-0 F8		0-0 1B		0-0 FC5-4 1B		4-0 BB 1B		3 0 2 0 1 0 0												
Jim Davenport, R (1, 5) OBP: 0.263, SLG: 0.308		0-0 5-3		0-3 K		0-0 FC5-4		0-3 K		4 0 0 0 0 2 5												
Jose Pagan, R (1, 6) OBP: 0.244, SLG: 0.237			0-3 K	0-0 P4			0-0 5-3		0-3 K	4 0 0 0 0 2 1												
Billy O'Dell, S (1, 1) OBP: 0.231, SLG: 0.260			0-0 2B		0-0 2B		0-0 F9		0-3 K	2 0 2 0 0 0 0												
Jack Fisher, R (5, 1) OBP: 0.222, SLG: 0.208										0 0 0 0 0 0 0												
Joey Amalfitano, R (7, PH) OBP: 0.257, SLG: 0.231										1 0 0 0 0 0 0												
Billy Hoefl, L (7, 1)										0 0 0 0 0 0 0												
Tom Haller, L (9, PH) OBP: 0.362, SLG: 0.478										1 0 0 0 0 1 0												
<b>Inning Stats</b>	R: 1 E: 0 K: 0 S: 4	H: 1 LOB: 0 BB: 0 P: 4	R: 0 E: 0 K: 0 S: 3	H: 0 LOB: 0 BB: 0 P: 3	R: 0 E: 0 K: 1 S: 7	H: 2 LOB: 2 BB: 0 P: 7	R: 1 E: 0 K: 1 S: 7	H: 2 LOB: 1 BB: 0 P: 7	R: 0 E: 0 K: 1 S: 6	H: 1 LOB: 1 BB: 0 P: 6	R: 0 E: 0 K: 0 S: 4	H: 1 LOB: 1 BB: 0 P: 4	R: 0 E: 0 K: 0 S: 3	H: 0 LOB: 0 BB: 0 P: 3	R: 0 E: 0 K: 1 S: 7	H: 2 LOB: 3 BB: 1 P: 11	R: 0 E: 0 K: 2 S: 8	H: 1 LOB: 1 BB: 0 P: 8	1B: 6 2B: 2 3B: 0 HR: 2	SF: 0 SAC: 0 DP: 0 HBP: 0	WP: 0 PB: 0 SB: 0 CS: 0	PA: 38
<b>PITCHER</b>	IP WLS BF H R ER SO BB IBB HBP BLK WP HR S P ERA WHIP																					
Cal McLish, R (1, 1) ERA: 3.05	6.0 W 25 7 2 2 3 0 0 0 0 0 2 31 31 3.00 1.167																					
Johnny Klippstein, R (7, 1) ERA: 2.03	3.0 S 13 3 0 0 3 1 0 0 0 0 0 0 18 22 0.00 1.333																					

San Francisco Giants @ Philadelphia Phillies  
 Connie Mack Stadium, Philadelphia, PA  
 Wed Jul 10 1963, 7:05 PM EDT  
 Att. 12,240 - Unknown

livebaseballscorecards.com

AB	37
R	2
H	10
RBI	2
BB	1
SO	6
LOB	14



Batter	1	2	3	4	5	6	7	8	9	AB	R	H	RBI	BB	SO	LOB
Tony Taylor, R OBP: 0.339, SLG: 0.345 (1, 4)	0-0 E6 1B		0-3 K		0-0 F8	4-0 E BB	0-0 1B			4	2	1	1	1	1	1
Johnny Callison, L OBP: 0.335, SLG: 0.443 (1, 9)	0-0 1B		0-0 G3		4-0 1B BB	0-0 1B 1-H 2-H	0-0 1B 2-H 3-H			4	2	2	2	1	0	0
Tony Gonzalez, L OBP: 0.360, SLG: 0.407 (1, 7)	0-0 FC6-4 1B		0-3 K		0-0 1B 1-2 2-3	0-0 1B 2-H	0-0 F2			5	1	2	1	0	1	3
Roy Sievers, R OBP: 0.298, SLG: 0.359 (1, 3) Mickey Harrington, R (8, PR) Frank Torre, L OBP: 0.293, SLG: 0.305 (9, 3)	0-0 F5			0-0 P6	0-0 1B 1-3 2-H 3-H	0-0 1B 1-2		0-0 FC3-6-5 1B		5	0	3	2	0	0	3
Don Demeter, R OBP: 0.338, SLG: 0.485 (1, 8)	0-3 K			0-0 1B 2B	0-0 1B 1-2 3-H	0-0 F6		0-0 F4		5	1	2	1	0	1	6
Don Hoak, R OBP: 0.273, SLG: 0.298 (1, 5)	0-0 FC6-4 1-2f			0-0 1B 2-H	0-0 G4-6-3 1-2f		0-0 SH1-4 1B	0-0 FC3-6-5 1B		5	1	3	1	0	0	5
Clay Dalrymple, L OBP: 0.341, SLG: 0.359 (1, 2)		0-0 F8		0-0 F8		0-0 F7	0-0 SH1-4 1B	0-0 FC3-6-5 1B		4	0	0	0	0	0	3
Ruben Amaro, R OBP: 0.248, SLG: 0.271 (1, 6)		0-0 4-3		0-0 P4		0-0 FC2-6 1B	4-0 1B BB			3	1	1	0	1	0	1
Cal McLish, S OBP: 0.327, SLG: 0.333 (1, 1) Cookie Rojas, R OBP: 0.273, SLG: 0.220 (6, PR) Johnny Klippstein, R (7, 1)		0-3 K			4-0 E BB 1B BB	0-0 FC2-6 1-2f E BB	0-3 K			2	1	0	0	1	1	1

Inning Stats	R: 0	H: 2	E: 1	K: 1	S: 8	LOB: 3	BB: 0	P: 8	R: 0	H: 0	E: 0	K: 1	S: 5	LOB: 0	BB: 0	P: 5	R: 0	H: 0	E: 0	K: 2	S: 7	LOB: 0	BB: 0	P: 7	R: 1	H: 2	E: 0	K: 0	S: 5	LOB: 1	BB: 0	P: 5	R: 3	H: 2	E: 1	K: 0	S: 5	LOB: 1	BB: 2	P: 13	R: 3	H: 3	E: 1	K: 0	S: 7	LOB: 2	BB: 1	P: 11	R: 3	H: 3	E: 0	K: 1	S: 8	LOB: 1	BB: 1	P: 12	R: 0	H: 2	E: 0	K: 0	S: 4	LOB: 1	BB: 0	P: 4
1B: 13	SF: 0	2B: 2	SAC: 1	3B: 0	DP: 2	HR: 0	HBP: 0	WP: 0	PA: 43	1B: 13	SF: 0	2B: 2	SAC: 1	3B: 0	DP: 2	HR: 0	HBP: 0	WP: 0	PA: 43	1B: 13	SF: 0	2B: 2	SAC: 1	3B: 0	DP: 2	HR: 0	HBP: 0	WP: 0	PA: 43	1B: 13	SF: 0	2B: 2	SAC: 1	3B: 0	DP: 2	HR: 0	HBP: 0	WP: 0	PA: 43	1B: 13	SF: 0	2B: 2	SAC: 1	3B: 0	DP: 2	HR: 0	HBP: 0	WP: 0	PA: 43															

PITCHER	IP	WLS	BF	H	R	ER	SO	BB	IBB	HBP	BLK	WP	HR	S	P	ERA	WHIP
Billy O'Dell, L (1, 1) ERA: 2.92	4.1	L	23	6	4	3	4	2	0	0	0	0	0	29	37	6.23	1.846
Jack Fisher, R (5, 1) ERA: 4.07	1.2		9	3	3	0	0	1	0	0	0	0	0	8	12	0.00	2.400
Billy Hoefl, L (7, 1) ERA: 7.36	2.0		11	5	3	3	1	1	0	0	0	0	0	12	16	13.50	3.000


BOTTOM

San Francisco Giants @ Philadelphia Phillies  
 Connie Mack Stadium, Philadelphia, PA  
 Wed Jul 10 1963, 7:05 PM EDT  
 Att. 12,240 - Unknown

livebaseballscores.com

AB	38
R	10
H	14
RBI	8
BB	4
SO	5
LOB	25



Batter	1	2	3	4	5	6	7	8	9	AB R H RBI BB SO LOB	TOP											
Harvey Kuenn, R OBP: 0.343, SLG: 0.397 (1, 9) (8, 7)	0-0 L6		0-0 4-3		0-0 1-3		0-0 6-3			4 0 0 0 0 0 1												
Chuck Hiller, L OBP: 0.227, SLG: 0.216 (1, 4)	0-0 G3		0-0 F9		0-0 4-3			0-0 F9		4 0 0 0 0 0 0												
Willie McCovey, L OBP: 0.366, SLG: 0.576 (1, 7) (8, 3)	0-3 K			0-3 K		0-0 1B		0-0 HR		4 2 2 1 0 2 0												
Willie Mays, R OBP: 0.352, SLG: 0.464 (1, 8)		4-0 BB		0-0 1B		0-0 F7		0-0 F6		3 1 1 0 1 0 1												
Orlando Cepeda, R OBP: 0.339, SLG: 0.513 Felipe Alou, R OBP: 0.317, SLG: 0.477 (1, 3) (8, 9)		0-0 FC4-5-6-1-6-4 1B		0-0 F7		0-0 1B		0-0 1B		4 1 2 0 0 0 2 0 0 0 0 0 0 0												
Ed Bailey, L OBP: 0.371, SLG: 0.521 (1, 2)		4-0 1B 1-2 CS BB		4-0 1B 1-3 IBB		0-0 1B 1-H 2-H		0-0 F7		2 0 1 1 2 0 1												
Jim Davenport, R OBP: 0.267, SLG: 0.311 (1, 5)		0-0 1B		0-0 1B		0-0 F2			0-3 K	4 0 2 2 0 1 0	AB 33 R 4 H 10 RBI 4 BB 3 SO 5 LOB 11											
Jose Pagan, R OBP: 0.247, SLG: 0.241 (1, 6)		0-3 K		0-0 F8		0-0 1B			0-0 CS 1B	4 0 2 0 0 1 4												
Juan Marichal, R OBP: 0.177, SLG: 0.180 Bobby Bolin, R OBP: 0.267, SLG: 0.083 (1, 1) (9, 1)			0-0 6-3		0-0 F7		0-3 K		0-0 5-3	4 0 0 0 0 1 2 0 0 0 0 0 0 0												
<b>Inning Stats</b>	R: 0 E: 0 K: 1 S: 5	H: 0 LOB: 0 BB: 0 P: 5	R: 1 E: 0 K: 1 S: 5	H: 1 LOB: 2 BB: 2 P: 13	R: 0 E: 0 K: 0 S: 3	H: 0 LOB: 0 BB: 0 P: 3	R: 1 E: 0 K: 1 S: 7	H: 2 LOB: 2 BB: 1 P: 11	R: 0 E: 0 K: 0 S: 3	H: 0 LOB: 0 BB: 0 P: 3	R: 1 E: 0 K: 0 S: 4	H: 3 LOB: 1 BB: 0 P: 4	R: 0 E: 0 K: 1 S: 6	H: 1 LOB: 1 BB: 0 P: 6	R: 1 E: 0 K: 0 S: 5	H: 2 LOB: 1 BB: 0 P: 5	R: 0 E: 0 K: 1 S: 5	H: 1 LOB: 0 BB: 0 P: 5	1B: 9 2B: 1 3B: 0 HR: 1	SF: 0 SAC: 0 DP: 1 HBP: 0	WP: 0 PB: 0 SB: 2 CS: 2	PA: 36
<b>PITCHER</b>	IP WLS BF H R ER SO BB IBB HBP BLK WP HR S P ERA WHIP																					
Ray Culp, R ERA: 2.5 (1, 1)	6.0 L 24 6 3 3 3 2 1 0 0 0 0 0 27 39 4.50 1.333																					
Dallas Green, R ERA: 2.5 (7, 1)	2.0 9 3 1 1 1 0 0 0 0 0 0 1 11 11 4.50 1.500																					
John Boozer, R ERA: 4.1 (9, 1)	1.0 3 1 0 0 0 1 0 0 0 0 0 0 5 5 0.00 1.000																					

San Francisco Giants @ Philadelphia Phillies  
 Connie Mack Stadium, Philadelphia, PA  
 Thu Jul 11 1963, 7:05 PM EDT  
 Att. 26,303 - Unknown

livebaseballscorecards.com

Batter	1	2	3	4	5	6	7	8	9	AB	R	H	RBI	BB	SO	LOB
Tony Taylor, R OBP: 0.341, SLG: 0.350 (1, 4)	0-3 K			0-0 5-3		0-0 1B 1B		0-0 2B		4	1	2	0	0	1	0
Johnny Callison, L OBP: 0.334, SLG: 0.441 (1, 9) John Boozer, R (9, 1)	0-0 F8			0-0 B5-3		0-0 1B 1B		0-0 F6		4	0	1	0	0	0	1
Tony Gonzalez, L OBP: 0.362, SLG: 0.414 (1, 7) (9, 9)	0-0 F7			0-0 4-3		0-0 1B 3-H			0-0 HR 3B	4	1	2	1	0	0	0
Roy Sievers, R OBP: 0.295, SLG: 0.372 (1, 3)		0-3 K		0-3 K		0-3 K			0-0 HR	4	1	1	2	0	3	2
Don Demeter, R OBP: 0.334, SLG: 0.479 (1, 8)		0-0 5-3			0-0 F7		0-0 L5		0-0 F7	4	0	0	0	0	0	0
Clay Dalrymple, L OBP: 0.340, SLG: 0.357 (1, 2)		0-3 K			0-0 1B		0-0 4-3		0-0 F6	4	0	1	0	0	1	0
Don Hoak, R OBP: 0.272, SLG: 0.297 (1, 5)			0-0 F8		0-0 F9		0-3 K		0-0 1B	4	0	1	0	0	1	1
Ruben Amaro, R OBP: 0.242, SLG: 0.264 (1, 6) Earl Averill, R (9, PH) OBP: 0.295, SLG: 0.316		0-0 5-3			0-3 K			0-3 K	0-0 F6	3	0	0	0	0	2	0
Ray Culp, R OBP: 0.188, SLG: 0.174 (1, 1) Frank Torre, L (6, PH) OBP: 0.290, SLG: 0.301 Dallas Green, L (7, 1) OBP: 0.077, SLG: 0.077 Wes Covington, L (8, PH) OBP: 0.391, SLG: 0.566 (9, 7)		0-0 P6			0-0 F6			0-3 K		1	0	0	0	0	0	0

Inning Stats	R: 0	H: 0	E: 0	K: 1	S: 5	LOB: 0	BB: 0	P: 5	R: 0	H: 0	E: 0	K: 2	S: 7	LOB: 0	BB: 0	P: 7	R: 0	H: 0	E: 0	K: 0	S: 3	LOB: 0	BB: 0	P: 3	R: 0	H: 1	E: 0	K: 1	S: 6	LOB: 1	BB: 0	P: 6	R: 1	H: 3	E: 0	K: 2	S: 10	LOB: 2	BB: 0	P: 10	R: 0	H: 0	E: 0	K: 1	S: 5	LOB: 0	BB: 0	P: 5	R: 0	H: 1	E: 0	K: 2	S: 8	LOB: 1	BB: 0	P: 8	R: 2	H: 3	E: 0	K: 0	S: 6	LOB: 1	BB: 0	P: 6	1B: 5	SF: 0	2B: 1	SAC: 0	3B: 1	DP: 0	HR: 1	HBP: 0	WP: 0	PA: 35
--------------	------	------	------	------	------	--------	-------	------	------	------	------	------	------	--------	-------	------	------	------	------	------	------	--------	-------	------	------	------	------	------	------	--------	-------	------	------	------	------	------	-------	--------	-------	-------	------	------	------	------	------	--------	-------	------	------	------	------	------	------	--------	-------	------	------	------	------	------	------	--------	-------	------	-------	-------	-------	--------	-------	-------	-------	--------	-------	--------

PITCHER	IP	WLS	BF	H	R	ER	SO	BB	IBB	HBP	BLK	WP	HR	S	P	ERA	WHIP
Juan Marichal, R ERA: 2.21 (1, 1)	8.0	W	31	7	3	3	9	0	0	0	0	0	0	49	49	3.38	0.875
Bobby Bolin, R ERA: 1.87 (9, 1)	1.0	S	4	1	0	0	0	0	0	0	0	0	0	4	4	0.00	1.000

**BOTTOM**

San Francisco Giants @ Philadelphia Phillies  
 Connie Mack Stadium, Philadelphia, PA  
 Thu Jul 11 1963, 7:05 PM EDT  
 Att. 26,303 - Unknown

livebaseballscores.com

AB	35
R	3
H	8
RBI	3
BB	0
SO	9
LOB	5



Batter	1	2	3	4	5	6	7	8	9	AB R H RBI BB SO LOB	TOP											
Harvey Kuenn, R (1, 9) OBP: 0.345, SLG: 0.413	0-3 K		0-0 FC4-6 1B		0-0 1-3			0-0 HR	0-0 L6	5 1 2 1 0 1 1												
Chuck Hiller, L (1, 4) OBP: 0.236, SLG: 0.222	0-0 BB 1B		0-0 FC4-6 HR		0-0 F6			0-0 HR 1B	4-0 BB	4 2 2 0 1 0 1												
Willie McCovey, L (1, 7) OBP: 0.366, SLG: 0.593	0-0 F8		0-0 HR		0-3 K			0-0 HR	0-3 K	5 2 2 4 0 2 3												
Willie Mays, R (1, 8) OBP: 0.357, SLG: 0.464	4-0 BB		0-0 FC4-6 1B		0-0 F5			4-0 BB		2 0 1 0 2 0 0												
Orlando Cepeda, R (1, 3) OBP: 0.335, SLG: 0.506	0-0 5-3		0-0 FC4-6		0-0 F7			0-0 5-3		4 0 0 0 0 0 4												
Tom Haller, L (1, 2) OBP: 0.353, SLG: 0.465		0-0 F8	0-3 K		0-0 F9			0-0 6-3		4 0 0 0 0 1 2												
Jim Davenport, R (1, 5) OBP: 0.266, SLG: 0.310		0-0 FC5-4 1B		0-0 F8		0-0 6-3		0-3 K		4 0 1 0 0 1 1												
Jose Pagan, R (1, 6) OBP: 0.245, SLG: 0.238		0-0 FC5-4		0-0 F7		0-3 K		0-0 6-3		3 0 0 0 0 1 1												
Felipe Alou, R (9, PH) OBP: 0.316, SLG: 0.476		1-2f FC6-4		0-0 F7		0-0 K				1 0 0 0 0 0 0												
Jack Sanford, R (1, 1) OBP: 0.200, SLG: 0.200		0-0 FC6-4		0-3 K		0-0 1-3				2 0 0 0 0 1 1												
Jim Duffalo, R (6, 1) OBP: 0.163, SLG: 0.167										0 0 0 0 0 0 0												
Matty Alou, L (7, PH) OBP: 0.374, SLG: 0.521										1 0 0 0 0 0 0												
Billy Hoelt, L (7, 1) OBP: 0.374, SLG: 0.521										0 0 0 0 0 0 0												
Ed Bailey, L (9, PH) OBP: 0.205, SLG: 0.237										0 0 0 0 1 0 0												
Ernie Eowman, R (9, PR) OBP: 0.205, SLG: 0.237										0 0 0 0 0 0 0												
<b>Inning Stats</b>	R: 0 E: 0 K: 1 S: 6	H: 1 LOB: 2 BB: 1 P: 10	R: 0 E: 0 K: 0 S: 4	H: 1 LOB: 1 BB: 0 P: 4	R: 2 E: 0 K: 1 S: 8	H: 3 LOB: 1 BB: 0 P: 8	R: 0 E: 0 K: 1 S: 5	H: 0 LOB: 0 BB: 0 P: 5	R: 0 E: 0 K: 1 S: 5	H: 0 LOB: 0 BB: 0 P: 5	R: 0 E: 0 K: 1 S: 3	H: 0 LOB: 0 BB: 0 P: 3	R: 0 E: 0 K: 1 S: 5	H: 0 LOB: 0 BB: 0 P: 5	R: 3 E: 0 K: 1 S: 8	H: 3 LOB: 1 BB: 1 P: 12	R: 0 E: 0 K: 1 S: 5	H: 0 LOB: 2 BB: 2 P: 13	1B: 5 2B: 0 3B: 0 HR: 3	SF: 0 SAC: 0 DP: 0 HBP: 0	WP: 0 PB: 0 SB: 0 CS: 0	PA: 39
<b>PITCHER</b>	IP WLS BF H R ER SO BB IBB HBP BLK WP HR S P ERA WHIP											<b>PITCHER</b>	IP WLS BF H R ER SO BB IBB HBP BLK WP HR S P ERA WHIP									
Art Mahaffey, R (1, 1) ERA: 3.97	7.0 W 30 8 5 5 5 1 0 0 0 0 3 39 43 6.43 1.286											Jack Baldschun, R (8, 1) ERA: 2.39	2.0 S 9 0 0 0 2 3 0 0 0 0 0 10 22 0.00 1.500									

San Francisco Giants @ Philadelphia Phillies  
 Connie Mack Stadium, Philadelphia, PA

livebaseballscorecards.com

AB	35
R	5
H	8
RBI	5
BB	4
SO	7
LOB	14



Fri Jul 12 1963, 7:05 PM EDT  
 Att. 22,496 - Unknown





Batter	1	2	3	4	5	6	7	8	9	AB R H RBI BB SO LOB	TOP											
Matty Alou, L (1, 9) OBP: 0.148, SLG: 0.151	0-0 F9		0-0 F8		0-3 K		0-0 F7		0-0 F3	5 0 0 0 0 1 2	<p>San Francisco Giants @ Philadelphia Phillies</p> <p>Connie Mack Stadium, Philadelphia, PA</p> <p>Sat Jul 13 1963, 3:33 AM EDT</p> <p>Att. 10,453 - Unknown</p>											
Chuck Hiller, L (1, 4) OBP: 0.240, SLG: 0.228	0-0 F5		0-0 2B		4-0 FC5-4 WP BB		0-0 F8		0-0 G3	4 0 1 0 1 0 0												
Willie McCovey, L (1, 7) (4, 3) OBP: 0.370, SLG: 0.591	1-0 HBP		0-0 6-3		4-0 FC5-4 BB		0-0 HR 1B		0-0 4-3	3 1 1 0 1 0 2												
Willie Mays, R (1, 8) OBP: 0.356, SLG: 0.471	0-3 K				0-0 FC5-4		0-0 HR			4 1 1 3 0 1 3												
Orlando Cepeda, R (1, 3) (4, 7) OBP: 0.337, SLG: 0.505			0-0 F5		0-0 1B 1B		0-0 F7			3 0 1 0 1 0 2												
Ed Bailey, L (1, 2) OBP: 0.366, SLG: 0.509			0-3 K		0-0 F9		0-3 K		0-0 P6	4 0 0 0 0 2 2												
Jim Davenport, R (1, 5) OBP: 0.266, SLG: 0.309			0-0 F9		0-0 1-3 1B		0-0 F7		0-0 F9	4 0 1 0 0 0 0												
Jose Pagan, R (1, 6) OBP: 0.248, SLG: 0.242			0-0 FC5-6 1B		0-0 6-3		0-0 1B		0-3 K	4 0 2 0 0 1 2												
Billy Pierce, L (1, 1) OBP: 0.174, SLG: 0.095			0-0 FC5-6		4-0 WP WP FC5-4 BB		0-0 F8		0-0 5-3	1 1 0 0 0 1 0 1												
Gaylord Perry, R (5, 1) OBP: 0.200, SLG: 0.300			1-2 2B							0 0 0 0 0 0 0 0												
Harvey Kuenn, R (6, PH) OBP: 0.343, SLG: 0.411										1 0 0 0 0 0 0 1												
Jim Duffalo, R (6, 1) OBP: 0.315, SLG: 0.474										0 0 0 0 0 0 0 0												
Felipe Alou, R (8, PH) OBP: 0.315, SLG: 0.474										1 0 0 0 0 0 0 0												
Jack Fisher, R (8, 1) OBP: 0.222, SLG: 0.208										0 0 0 0 0 0 0 0												
<b>Inning Stats</b>	R: 0 E: 0 K: 1 S: 5	H: 0 LOB: 1 BB: 0 P: 6	R: 0 E: 0 K: 1 S: 5	H: 0 LOB: 0 BB: 0 P: 5	R: 0 E: 0 K: 0 S: 5	H: 2 LOB: 2 BB: 0 P: 5	R: 0 E: 0 K: 0 S: 5	H: 2 LOB: 2 BB: 0 P: 5	R: 1 E: 0 K: 1 S: 5	H: 0 LOB: 2 BB: 3 P: 17	R: 0 E: 0 K: 1 S: 6	H: 1 LOB: 1 BB: 0 P: 6	R: 2 E: 0 K: 0 S: 5	H: 2 LOB: 1 BB: 1 P: 9	R: 0 E: 0 K: 1 S: 5	H: 0 LOB: 0 BB: 0 P: 5	R: 0 E: 0 K: 0 S: 3	H: 0 LOB: 0 BB: 0 P: 3	1B: 5 2B: 1 3B: 0 HR: 1	SF: 0 SAC: 0 DP: 0 HBP: 1	WP: 2 PB: 0 SB: 0 CS: 0	PA: 39
<b>PITCHER</b>	IP WLS BF H R ER SO BB IBB HBP BLK WP HR S P ERA WHIP												<b>PITCHER</b>	IP WLS BF H R ER SO BB IBB HBP BLK WP HR S P ERA WHIP								
Ryne Duren, R (1, 1) ERA: 3.16	7.0 W 33 7 3 3 4 4 0 1 0 2 1 36 53 3.86 1.571																					
Jack Baldschun, R (8, 1) ERA: 2.32	2.0 S 6 0 0 0 1 0 0 0 0 0 0 8 8 0.00 0.000																					

livebaseballscorecards.com

AB	34
R	3
H	7
RBI	3
BB	4
SO	5
LOB	15



Batter	1	2	3	4	5	6	7	8	9
<b>Tony Taylor, R</b> OBP: 0.339, SLG: 0.348 (1, 4)	0-3 K		0-0 FC6-4 BB 1-2 1B		0-0 F8	0-3 K			
<b>Johnny Callison, L</b> OBP: 0.338, SLG: 0.438 (1, 9)	0-0 4-3		4-0 FC6-4 BB 1-2 2-3		0-0 F9		4-0 WP BB		
<b>Tony Gonzalez, L</b> OBP: 0.365, SLG: 0.413 (1, 7)	0-0 F7		0-0 FC6-4 1-2f 2-3 3-H		0-0 HR 1B		0-3 K		
<b>Roy Sievers, R</b> OBP: 0.303, SLG: 0.413 (1, 3)		0-0 HR	0-0 P6		0-0 HR 1B		0-3 K		
<b>Don Demeter, R</b> OBP: 0.338, SLG: 0.484 (1, 8)		0-0 F8		0-0 F8		0-0 2B	4-0 IBB		
<b>Don Hoak, R</b> OBP: 0.271, SLG: 0.292 (1, 5)		0-0 P6		0-0 F8		0-0 5-3	0-0 F8		
<b>Jack Baldschun, R</b> (8, 1)									
<b>Clay Dalrymple, L</b> OBP: 0.341, SLG: 0.359 (1, 2)		0-0 P6		0-0 1B 1B		1-0 WP HBP	0-3 K		
<b>Ruben Amaro, R</b> OBP: 0.250, SLG: 0.274 (1, 6)			0-0 5-3	0-0 1-2 1B		0-0 P9	0-0 2B		
<b>Ryne Duren, R</b> OBP: 0.278, SLG: 0.188 (1, 1)			1-0 BB FC6-4 1B HBP	0-0 4-3		0-0 1-3	0-0 P4		
<b>Bobby Wine, R</b> OBP: 0.246, SLG: 0.294 (8, 5)									

Inning Stats	R: 0	H: 0	E: 0	K: 1	S: 5	R: 1	H: 1	E: 0	K: 0	S: 4	R: 1	H: 1	E: 0	K: 0	S: 4	R: 0	H: 2	E: 0	K: 0	S: 5	R: 2	H: 3	E: 0	K: 0	S: 6	R: 0	H: 0	E: 0	K: 1	S: 5	R: 0	H: 0	E: 0	K: 2	S: 7	R: 0	H: 1	E: 0	K: 1	S: 5				
	LOB: 0	BB: 0	P: 5	ER: 4	SO: 1	LOB: 0	BB: 0	P: 4	ER: 4	SO: 1	LOB: 2	BB: 1	P: 9	LOB: 2	BB: 0	P: 5	LOB: 1	BB: 0	P: 6	LOB: 2	BB: 2	P: 15	LOB: 0	BB: 0	P: 5	LOB: 0	BB: 0	P: 5	SF: 0	SAC: 0	DP: 0	HBP: 2	1B: 4	2B: 2	3B: 0	HR: 2	SF: 0	SAC: 0	DP: 0	HBP: 2	1B: 4	2B: 2	3B: 0	HR: 2

PITCHER	IP	WLS	BF	H	R	ER	SO	BB	IBB	HBP	BLK	WP	HR	S	P	ERA	WHIP
<b>Billy Pierce, L</b> ERA: 3.51 (1, 1)	4.2	L	23	7	4	4	1	1	0	0	0	0	2	23	28	7.71	1.714
<b>Gaylord Perry, R</b> ERA: 3.35 (5, 1)	0.1		1	0	0	0	0	0	0	0	0	0	0	1	1	0.00	0.000
<b>Jim Duffalo, R</b> ERA: 3.18 (6, 1)	2.0		9	0	0	0	3	1	1	1	0	2	0	12	21	0.00	0.500
<b>Jack Fisher, R</b> ERA: 4.02 (8, 1)	1.0		3	1	0	0	1	0	0	0	0	0	0	5	5	0.00	1.000

**BOTTOM**


San Francisco Giants @ Philadelphia Phillies  
 Connie Mack Stadium, Philadelphia, PA

Sat Jul 13 1963, 3:33 AM EDT  
 Att. 10,453 - Unknown

livebaseballscorecards.com

AB	31
R	4
H	8
RBI	4
BB	3
SO	5
LOB	14

WP: 2 PA: 36  
 PB: 0  
 SB: 0  
 CS: 0



Batter	1	2	3	4	5	6	7	8	9	AB R H RBI BB SO LOB
<b>Matty Alou, L</b> (1, 9) OBP: 0.155, SLG: 0.158	0-0 <b>5-3</b>			0-0 <b>1B</b> <b>6-3</b>		0-0 <b>F8</b>		0-3 <b>K</b>		4 0 1 0 0 1 0
<b>Chuck Hiller, L</b> (1, 4) OBP: 0.240, SLG: 0.233	0-0 <b>F3</b>			0-0 <b>6-3</b>			0-0 <b>1B</b> <b>2B</b>		0-0 <b>6-3</b>	4 1 1 0 0 0 1
<b>Willie McCovey, L</b> (1, 7) OBP: 0.371, SLG: 0.589	0-0 <b>F8</b>			0-0 <b>1B</b>			0-0 <b>P3</b>		0-0 <b>G6-4-3</b> <b>1B</b>	4 0 2 0 0 0 1 0 0 0 0 0 0 0
<b>Felipe Alou, R</b> (9, PR) OBP: 0.315, SLG: 0.474				0-0 <b>1B</b>					0-0 <b>G6-4-3</b> <b>1B</b>	4 0 0 0 0 0 3
<b>Willie Mays, R</b> (1, 8) OBP: 0.352, SLG: 0.465		0-0 <b>F7</b>		0-0 <b>F7</b>			0-0 <b>6-3</b>		0-0 <b>G6-4-3</b> <b>1-2f</b>	3 0 2 1 0 1 0
<b>Ed Bailey, L</b> (1, 2) OBP: 0.371, SLG: 0.512		0-0 <b>G5-4-3</b> <b>1B</b>			0-3 <b>K</b>		0-0 <b>1B</b> <b>1B</b>			3 0 1 0 0 0 1
<b>Orlando Cepeda, R</b> (1, 3) OBP: 0.337, SLG: 0.503		0-0 <b>G5-4-3</b> <b>1-2f</b>			0-0 <b>5-3</b>		0-0 <b>1B</b>			3 0 0 0 0 1 2
<b>Jim Davenport, R</b> (1, 5) OBP: 0.263, SLG: 0.306			0-3 <b>K</b>		0-0 <b>F9</b>		0-0 <b>F9</b>			3 0 0 0 0 0 0
<b>Ernie Bowman, R</b> (1, 6) OBP: 0.190, SLG: 0.220			0-0 <b>5-3</b>		0-0 <b>4-3</b>		0-0 <b>F6</b>			3 0 0 0 0 1 0
<b>Juan Marichal, R</b> (1, 1) OBP: 0.169, SLG: 0.172			0-0 <b>5-3</b>		0-0 <b>4-3</b>		0-3 <b>K</b>			

**TOP**

**San Francisco Giants @ Pittsburgh Pirates**  
Forbes Field, Pittsburgh, PA  
Mon Jul 15 1963, 7:05 PM EDT  
Unknown

<b>AB</b>	31
<b>R</b>	1
<b>H</b>	7
<b>RBI</b>	1
<b>BB</b>	0
<b>SO</b>	4
<b>LOB</b>	8

**GIANTS**

WP: 0	PA: 31
PB: 0	
SB: 0	
CS: 0	

Inning Stats	R: 0	H: 0	R: 0	H: 1	R: 0	H: 0	R: 0	H: 2	R: 0	H: 0	R: 1	H: 3	R: 0	H: 0	R: 0	H: 1	1B: 6	SF: 0
	E: 0	LOB: 0	E: 0	LOB: 0	E: 0	LOB: 0	E: 0	LOB: 1	E: 0	LOB: 0	E: 0	LOB: 2	E: 0	LOB: 0	E: 0	LOB: 1	2B: 1	SAC: 0
	K: 0	BB: 0	K: 0	BB: 0	K: 1	BB: 0	K: 0	BB: 0	K: 1	BB: 0	K: 0	BB: 0	K: 2	BB: 0	K: 0	BB: 0	3B: 0	DP: 2
	S: 3	P: 3	S: 3	P: 3	S: 5	P: 5	S: 4	P: 4	S: 5	P: 5	S: 6	P: 6	S: 7	P: 7	S: 3	P: 3	HR: 0	HBP: 0

PITCHER	IP	WLS	BF	H	R	ER	SO	BB	IBB	HBP	BLK	WP	HR	S	P	ERA	WHIP
<b>Bob Friend, R</b> (1, 1) ERA: 1.94	8.0		28	6	1	1	4	0	0	0	0	0	0	36	36	1.12	0.750
<b>Al McBean, R</b> (9, 1) ERA: 1.89	1.0	W	3	1	0	0	0	0	0	0	0	0	0	3	3	0.00	1.000

Batter	1	2	3	4	5	6	7	8	9	AB	R	H	RBI	BB	SO	LOB
Dick Schofield, S OBP: 0.343, SLG: 0.301 (1, 6)	0-3 K			0-0 F8		0-0 F4		0-0 P4		4	0	0	0	0	1	0
Bill Virdon, L OBP: 0.306, SLG: 0.336 (1, 8)	0-0 6-3			0-0 5-3		0-0 2-3			0-0 2B 1B 1B	4	1	1	0	0	0	0
Roberto Clemente, R OBP: 0.356, SLG: 0.480 (1, 9)	0-3 K			0-0 1B			0-0 SH1-4 1B		0-0 1-3 1B 2B	4	1	3	0	0	1	0
Bill Mazerowski, R OBP: 0.340, SLG: 0.441 (1, 4)		0-0 G4-6-3 1B		0-3 K			0-0 SH1-4 1-2		4-0 1B IBB	2	0	1	0	1	1	1
Willie Stargell, L OBP: 0.282, SLG: 0.378 (1, 7)		0-3 K			0-3 K		0-0 P5		0-0 1-2 2-H 3-H 1B	4	0	1	2	0	2	2
Smoky Burgess, L OBP: 0.341, SLG: 0.415 Ron Brand, R OBP: 0.361, SLG: 0.406 (1, 2) (7, PR) (8, 2)		0-0 G4-6-3 1-2f			0-0 PB 1B		4-0 IBB			2	0	1	0	1	0	1
Donn Clendenon, R OBP: 0.347, SLG: 0.483 (1, 3)			4-0 BB FC5-4 BB		0-0 F9 1-2		0-3 K			2	0	0	0	1	1	3
Bob Bailey, R OBP: 0.309, SLG: 0.338 (1, 5)			0-0 FC5-4 P1-4 1-2f		0-0 F8			0-0 P6		3	0	0	0	0	0	2
Bob Friend, R OBP: 0.103, SLG: 0.088 Jerry Lynch, L OBP: 0.338, SLG: 0.461 Al McBean, R OBP: 0.185, SLG: 0.296 (1, 1) (8, PH) (9, 1)			0-0 P1-4 1-2f			0-0 6-3		0-3 K		2	0	0	0	0	0	1

<b>Inning Stats</b>	R: 0 E: 0 K: 2 S: 7	H: 0 LOB: 0 BB: 0 P: 7	R: 0 E: 0 K: 1 S: 5	H: 1 LOB: 0 BB: 0 P: 5	R: 0 E: 0 K: 0 S: 2	H: 0 LOB: 0 BB: 1 P: 6	R: 0 E: 0 K: 1 S: 6	H: 1 LOB: 1 BB: 0 P: 6	R: 0 E: 0 K: 1 S: 6	H: 1 LOB: 1 BB: 0 P: 6	R: 0 E: 0 K: 0 S: 3	H: 0 LOB: 0 BB: 0 P: 3	R: 0 E: 0 K: 1 S: 6	H: 1 LOB: 2 BB: 1 P: 10	R: 0 E: 0 K: 1 S: 5	H: 0 LOB: 0 BB: 0 P: 5	R: 2 E: 0 K: 0 S: 3	H: 3 LOB: 2 BB: 1 P: 7	1B: 6 2B: 2 3B: 0 HR: 0	SF: 0 SAC: 1 DP: 2 HBP: 0
---------------------	------------------------------	---------------------------------	------------------------------	---------------------------------	------------------------------	---------------------------------	------------------------------	---------------------------------	------------------------------	---------------------------------	------------------------------	---------------------------------	------------------------------	----------------------------------	------------------------------	---------------------------------	------------------------------	---------------------------------	----------------------------------	------------------------------------

<b>PITCHER</b> Juan Marichal, R ERA: 2.22 (1, 1)	IP 8.0	WLS L	BF 32	H 7	R 2	ER 2	SO 7	BB 1	IBB 2	HBP 0	BLK 0	WP 0	HR 0	S 43	P 55	ERA 2.25	WHIP 1.000	<b>PITCHER</b>	IP 8.0	WLS L	BF 32	H 7	R 2	ER 2	SO 7	BB 1	IBB 2	HBP 0	BLK 0	WP 0	HR 0	S 43	P 55	ERA 2.25	WHIP 1.000
---	-----------	----------	----------	--------	--------	---------	---------	---------	----------	----------	----------	---------	---------	---------	---------	-------------	---------------	----------------	-----------	----------	----------	--------	--------	---------	---------	---------	----------	----------	----------	---------	---------	---------	---------	-------------	---------------

**BOTTOM**

**San Francisco Giants @ Pittsburgh Pirates**  
Forbes Field, Pittsburgh, PA  
Mon Jul 15 1963, 7:05 PM EDT  
Unknown

<b>AB</b>	<b>28</b>
<b>R</b>	<b>2</b>
<b>H</b>	<b>7</b>
<b>RBI</b>	<b>2</b>
<b>BB</b>	<b>3</b>
<b>SO</b>	<b>7</b>
<b>LOB</b>	<b>10</b>



WP: 0	PA: 32
PB: 1	
SB: 0	
CS: 0	

Batter	1	2	3	4	5	6	7	8	9	AB R H RBI BB SO LOB	TOP																					
Jose Pagan, R (1, 6) OBP: 0.248, SLG: 0.242	0-0 5-3			0-0 1-3		0-0 F9		0-0 1B		4 0 1 0 0 0 0	<b>San Francisco Giants @ Pittsburgh Pirates</b> Forbes Field, Pittsburgh, PA Mon Jul 15 1963, 7:05 PM EDT Att. 24,357 - Unknown <a href="http://livebaseballscorecards.com">livebaseballscorecards.com</a>																					
Jim Davenport, R (1, 5) OBP: 0.267, SLG: 0.309	0-3 K			0-0 1B 1B		0-0 G3-6-3 1B		0-0 F3		4 0 2 0 0 1 2																						
Willie McCovey, L (1, 7) OBP: 0.370, SLG: 0.585	0-3 K			0-0 FC6-4 1B		0-0 G3-6-3 1-2f		0-0 F8		4 0 1 0 0 1 3																						
Willie Mays, R (1, 8) OBP: 0.348, SLG: 0.460		0-0 F3		0-3 K		0-3 K		0-3 K		4 0 0 0 0 3 2																						
Orlando Cepeda, R (1, 3) OBP: 0.336, SLG: 0.503		0-0 4-3		0-0 FC6-4 1-2f		0-0 F7		0-0 1B 2B		4 1 1 0 0 0 2																						
Felipe Alou, R (1, 9) OBP: 0.317, SLG: 0.474		0-0 F6		0-3 K		0-0 1B		0-0 2B 1B 2-H		4 0 2 1 0 1 0																						
Tom Haller, L (1, 2) OBP: 0.351, SLG: 0.466			0-0 F7		0-0 F4		0-3 K		0-0 1-3 2B	4 0 1 0 0 1 1																						
Chuck Hiller, L (1, 4) OBP: 0.242, SLG: 0.236			0-0 6-3		0-0 1B			0-3 K		2 0 1 0 0 0 0																						
Joey Amalfitano, R (8, PH) OBP: 0.253, SLG: 0.227								0-0 F5		2 0 0 0 0 1 2																						
Billy O'Dell, S (1, 1) OBP: 0.222, SLG: 0.250			0-0 G3		0-0 1-3			0-0 1B 1B		2 0 0 0 0 0 1																						
Harvey Kuenn, R (8, PH) OBP: 0.346, SLG: 0.414										1 0 1 0 0 0 0																						
Gaylord Perry, R (8, PR) OBP: 0.200, SLG: 0.300										0 0 0 0 0 0 0																						
Don Larsen, R (8, 1) OBP: 0.250, SLG: 0.250										1 0 0 0 0 0 2																						
<b>Inning Stats</b>	R: 0 E: 0 K: 2 S: 7	H: 0 LOB: 0 BB: 0 P: 7	R: 0 E: 0 K: 0 S: 3	H: 0 LOB: 0 BB: 0 P: 3	R: 0 E: 0 K: 0 S: 3	H: 0 LOB: 0 BB: 0 P: 3	R: 0 E: 0 K: 1 S: 6	H: 1 LOB: 1 BB: 0 P: 6	R: 0 E: 0 K: 0 S: 3	H: 1 LOB: 0 BB: 0 P: 3	R: 0 E: 0 K: 2 S: 8	H: 1 LOB: 1 BB: 0 P: 8	R: 0 E: 0 K: 1 S: 7	H: 2 LOB: 2 BB: 0 P: 7	R: 1 E: 0 K: 1 S: 8	H: 3 LOB: 2 BB: 0 P: 8	1B: 8 2B: 2 3B: 0 HR: 0	SF: 0 SAC: 0 DP: 1 HBP: 0	WP: 0 PB: 0 SB: 0 CS: 0	PA: 36												
<b>PITCHER</b> Joe Gibbon, L (1, 1) ERA: 2.4	IP 9.0	WLS W	BF 36	H 10	R 1	ER 1	SO 8	BB 0	IBB 0	HBP 0	BLK 0	WP 0	HR 0	S 52	P 52	ERA 1.00	WHIP 1.111															
											<b>PITCHER</b>	IP	WLS	BF	H	R	ER	SO	BB	IBB	HBP	BLK	WP	HR	S	P	ERA	WHIP				



BOTTOM

San Francisco Giants @ Pittsburgh Pirates

Forbes Field, Pittsburgh, PA

Mon Jul 15 1963, 7:05 PM EDT

Att. 24,357 - Unknown

livebaseballscorecards.com

AB	31
R	4
H	8
RBI	3
BB	4
SO	4
LOB	13




WP:	1	PA:	36
PB:	0	SB:	0
CS:	0		

AB	R	H	RBI	BB	SO	LOB
4	1	2	0	0	0	0
4	0	1	1	0	0	1
3	0	0	0	1	0	1
4	1	1	0	0	0	2
4	0	2	1	0	1	0
4	0	1	0	0	2	1
4	0	0	0	0	0	3
1	2	1	1	3	0	0
3	0	0	0	0	1	5
1B:	4	SF:	0			
2B:	2	SAC:	1			
3B:	1	DP:	0			
HR:	1	HBP:	0			

Batter	1	2	3	4	5	6	7	8	9
Dick Schofield, S OBP: 0.345, SLG: 0.306 (1, 6)	0-0 F8 ①		0-0 6-3 ①		0-0 3B 2B		0-0 E7 G3 1B 2-H		
Bill Virdon, L OBP: 0.305, SLG: 0.342 (1, 8)	0-0 6-3 ②		0-0 6-3 ②		0-0 2-H 3B		0-0 G3 1-2		
Roberto Clemente, R OBP: 0.355, SLG: 0.475 (1, 9)	0-0 F9 ③		0-0 6-3 ③		4-0 BB BB BB BB		0-0 4-3 ③		
Bill Mazerowski, R OBP: 0.339, SLG: 0.442 (1, 4)		0-0 F9 ①		0-0 F9 ①	0-0 F6 ③			0-0 1B 2B	
Donn Clendenon, R OBP: 0.349, SLG: 0.483 (1, 3)		0-0 1B 1B		0-0 6-3 ②		0-3 K S		0-0 WP 1B 2-H	
Bob Bailey, R OBP: 0.308, SLG: 0.337 (1, 5)		0-0 1-3 1B		0-3 K ③		0-0 F5 ②		0-3 K 1-2	
Manny Mota, R (1, 7)		0-0 5-3 ②			0-0 5-3 ①	0-0 F6 ③		0-0 F8 ②	
Jim Pagliaroni, R OBP: 0.345, SLG: 0.429 (1, 2)		4-0 IBB			0-0 HR		4-0 SH1-4 E BB	4-0 IBB	
Joe Gibbon, R OBP: 0.053, SLG: 0.053 (1, 1)		0-3 K ③			0-0 F9 ②		0-0 SH1-4 1-2	0-0 5-3 ③	

Inning Stats	R	H	E	K	S	H	LOB	BB	P
R: 0	H: 0	E: 0	K: 0	S: 3	H: 2	LOB: 3	BB: 1	P: 11	
R: 0	H: 0	E: 0	K: 0	S: 3	H: 0	LOB: 0	BB: 0	P: 3	
R: 0	H: 0	E: 0	K: 1	S: 5	H: 0	LOB: 0	BB: 0	P: 5	
R: 2	H: 3	E: 0	K: 0	S: 6	H: 3	LOB: 2	BB: 1	P: 10	
R: 0	H: 0	E: 0	K: 1	S: 5	H: 0	LOB: 0	BB: 0	P: 5	
R: 1	H: 1	E: 1	K: 0	S: 4	H: 1	LOB: 1	BB: 1	P: 8	
R: 1	H: 2	E: 0	K: 1	S: 7	H: 2	LOB: 2	BB: 1	P: 11	

PITCHER	IP	WLS	BF	H	R	ER	SO	BB	IBB	HBP	BLK	WP	HR	S	P	ERA	WHIP
Billy O'Dell, L ERA: 2.96 (1, 1)	7.0	L	30	6	3	3	3	2	1	0	0	0	1	33	45	3.86	1.143
Don Larsen, R ERA: 2.67 (8, 1)	1.0		6	2	1	1	1	0	1	0	0	1	0	7	11	9.00	2.000

Batter	1	2	3	4	5	6	7	8	9	AB R H RBI BB SO LOB	TOP																								
<b>Felipe Alou, R</b> OBP: 0.314, SLG: 0.468 (1, 9) (8, 7)	0-3 K		0-0 F8			0-3 K		0-0 CS	0-0 P6	4 0 0 0 0 2 1	<b>San Francisco Giants @ Pittsburgh Pirates</b> Forbes Field, Pittsburgh, PA Tue Jul 16 1963, 7:05 PM EDT Unknown  livebaseballscorecards.com  <b>AB 31</b> <b>R 3</b> <b>H 6</b> <b>RBI 3</b> <b>BB 0</b> <b>SO 7</b> <b>LOB 4</b>  																								
<b>Chuck Hiller, L</b> OBP: 0.238, SLG: 0.231 (1, 4)	0-0 4-3			0-0 6-3		0-0 F7			0-0 F9	4 0 0 0 0 0 0																									
<b>Willie McCovey, L</b> OBP: 0.368, SLG: 0.590 (1, 7) (8, 9)	0-3 K			0-3 K		0-0 4-3			0-0 HR	4 1 1 1 0 2 0																									
<b>Willie Mays, R</b> OBP: 0.350, SLG: 0.469 (1, 8)		0-0 1B		0-0 IHR			0-0 1-3		0-3 K	4 1 2 1 0 1 0																									
<b>Ed Bailey, L</b> OBP: 0.365, SLG: 0.503 (1, 2)		0-0 P6		0-3 K			0-0 F8			3 0 0 0 0 1 0																									
<b>Orlando Cepeda, R</b> OBP: 0.336, SLG: 0.511 (1, 3)		0-0 F2			0-0 HR		0-0 6-3			3 1 1 1 0 0 0																									
<b>Jim Davenport, R</b> OBP: 0.267, SLG: 0.309 (1, 5)			0-0 1-3 1B		0-0 F8			0-0 F3		3 0 1 0 0 0 0																									
<b>Jose Pagan, R</b> OBP: 0.249, SLG: 0.243 (1, 6)			0-0 1-3		0-0 5-3			0-0 FC3-6 1B		3 0 1 0 0 0 1																									
<b>Bobby Bolin, R</b> OBP: 0.235, SLG: 0.071 (7, 1) <b>Billy Hoelt, L</b> OBP: 0.250, SLG: 0.250 (7, 1) <b>Don Larsen, R</b> OBP: 0.153, SLG: 0.155 (8, PH) <b>Matty Alou, L</b> OBP: 0.222, SLG: 0.208 (8, 1) <b>Jack Fisher, R</b> OBP: 0.174, SLG: 0.095 (8, 1)			0-3 K		0-0 6-3			0-0 FC3-6 CS		2 0 0 0 0 1 1 0 0 0 0 0 0 0 0 0 0 0 0 0 0 1 0 0 0 0 0 1 0 0 0 0 0 0 0 0 0 0 0 0 0 0																									
<b>Inning Stats</b>	R: 0 E: 0 K: 2 S: 7	H: 0 LOB: 0 BB: 0 P: 7	R: 0 E: 0 K: 0 S: 3	H: 1 LOB: 0 BB: 0 P: 3	R: 0 E: 0 K: 1 S: 6	H: 1 LOB: 1 BB: 0 P: 6	R: 1 E: 0 K: 2 S: 8	H: 1 LOB: 0 BB: 0 P: 8	R: 1 E: 0 K: 0 S: 4	H: 1 LOB: 0 BB: 0 P: 4	R: 0 E: 0 K: 1 S: 5	H: 0 LOB: 0 BB: 0 P: 5	R: 0 E: 0 K: 0 S: 3	H: 0 LOB: 0 BB: 0 P: 3	R: 0 E: 0 K: 0 S: 3	H: 1 LOB: 0 BB: 0 P: 3	R: 1 E: 0 K: 1 S: 6	H: 1 LOB: 0 BB: 0 P: 6	1B: 3 2B: 0 3B: 0 HR: 3	SF: 0 SAC: 0 DP: 0 HBP: 0	WP: 0 PB: 0 SB: 0 CS: 1	PA: 32													
<b>PITCHER</b> <b>Don Cardwell, R</b> ERA: 3.59 (1, 1)	IP 9.0	WLS L	BF 31	H 6	R 3	ER 3	SO 7	BB 0	IBB 0	HBP 0	BLK 0	WP 0	HR 2	S 45	P 45	ERA 3.00	WHIP 0.667	<b>PITCHER</b>	IP	WLS	BF	H	R	ER	SO	BB	IBB	HBP	BLK	WP	HR	S	P	ERA	WHIP



BOTTOM

San Francisco Giants @ Pittsburgh Pirates  
Forbes Field, Pittsburgh, PA  
Tue Jul 16 1963, 7:05 PM EDT  
Unknown

livebaseballscorecards.com

AB	35
R	2
H	9
RBI	2
BB	3
SO	6
LOB	17



WP:	0	PA:	38
PB:	0		
SB:	0		
CS:	0		

AB R H RBI BB SO LOB

4	0	2	0	1	1	2
3	1	1	1	1	0	3
1	0	0	0	0	0	2
4	0	2	1	0	0	3
4	0	0	0	0	0	4
4	0	0	0	0	2	0
3	0	0	0	1	0	0
4	0	0	0	0	2	1
4	1	2	0	0	0	1
3	0	1	0	0	1	1
1	0	1	0	0	0	0
0	0	0	0	0	0	0

Batter	1	2	3	4	5	6	7	8	9
Dick Schofield, S (1, 6) OBP: 0.348, SLG: 0.309	0-0 6-3 1B		0-3 K		0-0 F9-6 1-2		4-0 FC4-6 BB		0-0 FC6-4 1-2 1B
Bill Virdon, L (1, 8) OBP: 0.307, SLG: 0.346 Jim Pagliaroni, R (9, PH) OBP: 0.343, SLG: 0.425	0-0 6-3 1-2		4-0 2B BB		0-0 E8 1B 2B		0-0 FC4-6 1-2f 2-3		0-0 FC6-4 1-2f
Roberto Clemente, R (1, 9) OBP: 0.356, SLG: 0.479	0-0 F8		0-0 1-3 2B		0-0 3-H 1B		0-0 5-3		
Bill Mazerowski, R (1, 4) OBP: 0.334, SLG: 0.435	0-0 5-3		0-0 F4		0-0 5-3			0-0 F9	
Willie Stargell, L (1, 7) OBP: 0.286, SLG: 0.369		0-0 G3		0-3 K		0-0 F9		0-3 K	
Smoky Burgess, L (1, 2) OBP: 0.339, SLG: 0.407		4-0 BB		0-0 3-1		0-0 F5		0-0 4-3	
Donn Clendenon, R (1, 3) OBP: 0.345, SLG: 0.477		0-0 F8		0-0 6-3		0-3 K			0-3 K
Bob Bailey, R (1, 5) OBP: 0.310, SLG: 0.345		0-0 F8			0-0 1B E 2B		0-0 FC4-6 2B		0-0 P6
Don Cardwell, R (1, 1) OBP: 0.186, SLG: 0.079 Jerry Lynch, L (9, PH) OBP: 0.342, SLG: 0.465 Manny Mota, R (9, PR)			0-3 K		0-0 F9-6 1B		0-0 1-3		0-0 1B 1B

Inning Stats	R: 0	H: 1	E: 0	LOB: 1	K: 0	BB: 0	S: 4	P: 4	R: 0	H: 0	E: 0	LOB: 1	K: 0	BB: 1	S: 3	P: 7	R: 0	H: 1	E: 0	LOB: 2	K: 2	BB: 1	S: 8	P: 12	R: 0	H: 0	E: 0	LOB: 0	K: 1	BB: 0	S: 5	P: 5	R: 2	H: 4	E: 1	LOB: 1	K: 0	BB: 0	S: 6	P: 6	R: 0	H: 0	E: 0	LOB: 0	K: 1	BB: 0	S: 5	P: 5	R: 0	H: 1	E: 0	LOB: 2	K: 0	BB: 1	S: 4	P: 8	R: 0	H: 0	E: 0	LOB: 0	K: 1	BB: 0	S: 5	P: 5	R: 0	H: 2	E: 0	LOB: 2	K: 1	BB: 0	S: 7	P: 7	R: 0	H: 2	E: 0	LOB: 2	K: 1	BB: 0	S: 7	P: 7	1B: 5	SF: 0	2B: 5	SAC: 0	3B: 0	DP: 1	HR: 0	HBP: 0
--------------	------	------	------	--------	------	-------	------	------	------	------	------	--------	------	-------	------	------	------	------	------	--------	------	-------	------	-------	------	------	------	--------	------	-------	------	------	------	------	------	--------	------	-------	------	------	------	------	------	--------	------	-------	------	------	------	------	------	--------	------	-------	------	------	------	------	------	--------	------	-------	------	------	------	------	------	--------	------	-------	------	------	------	------	------	--------	------	-------	------	------	-------	-------	-------	--------	-------	-------	-------	--------

PITCHER	IP	WLS	BF	H	R	ER	SO	BB	IBB	HBP	BLK	WP	HR	S	P	ERA	WHIP
Bobby Bolin, R (1, 1) ERA: 1.96	6.1		28	7	2	2	4	3	0	0	0	0	0	33	45	2.84	1.579
Billy Hoefl, L (7, 1) ERA: 4.5	0.1		1	0	0	0	0	0	0	0	0	0	0	1	1	0.00	0.000
Don Larsen, R (7, 1) ERA: 2.63	0.1		1	0	0	0	0	0	0	0	0	0	0	1	1	0.00	0.000
Jack Fisher, R (8, 1) ERA: 3.95	1.2	W	7	2	0	0	2	0	0	0	0	0	0	11	11	0.00	1.200
Billy Pierce, L (9, 1) ERA: 3.49	0.1	S	1	0	0	0	0	0	0	0	0	0	0	1	1	0.00	0.000

Batter	1	2	3	4	5	6	7	8	9	AB R H RBI BB SO LOB	TOP										
<b>Felipe Alou, R</b> (1, 8) <small>OBP: 0.313, SLG: 0.466</small> <b>Don Larsen, R</b> (8, 1) <small>OBP: 0.250, SLG: 0.250</small>	0-0 6-3		0-0 1B 1B		0-0 5-3			0-3 K		4 1 1 0 0 1 0 0 0 0 0 0 0 0	<b>San Francisco Giants @ Pittsburgh Pirates</b> <b>Forbes Field, Pittsburgh, PA</b> Tue Jul 16 1963, 7:05 PM EDT Att. 23,251 - Unknown <a href="http://livebaseballscorecards.com">livebaseballscorecards.com</a>										
<b>Chuck Hiller, L</b> (1, 4) <small>OBP: 0.238, SLG: 0.231</small>	0-0 6-3		0-0 1B 1-2 1B			0-0 F8		0-0 F7		4 0 1 0 0 0 0											
<b>Willie McCovey, L</b> (1, 7) <small>OBP: 0.370, SLG: 0.599</small>	0-0 HR		0-0 G6-4-3 1-3 2-H 1B			0-0 1-3		0-0 F9		4 1 2 2 0 0 0											
<b>Orlando Cepeda, R</b> (1, 3) <small>OBP: 0.338, SLG: 0.509</small>	4-0 BB		0-0 G6-4-3 1-2f			0-0 F9		0-0 G6-3 1B		3 0 1 0 1 0 2											
<b>Tom Haller, L</b> (1, 2) <small>OBP: 0.349, SLG: 0.456</small>	0-0 F8			0-0 F8			4-0 BB BB FC6-4 BB	0-0 G6-3 1-2f		3 0 0 0 1 0 2											
<b>Matty Alou, L</b> (1, 9) <small>OBP: 0.145, SLG: 0.148</small>		0-0 1-3		0-0 4-3			0-0 FC6-4 FC4-6 1-2f 1B			3 0 0 0 0 0 1											
<b>Jim Davenport, R</b> (1, 5) <small>OBP: 0.268, SLG: 0.309</small>		0-0 4-3		0-0 4-3			0-0 FC4-6 1-2 1B			3 0 1 0 0 0 0											
<b>Jose Pagan, R</b> (1, 6) <small>OBP: 0.251, SLG: 0.245</small> <b>Ed Bailey, L</b> (7, PH) <small>OBP: 0.364, SLG: 0.500</small> <b>Ernie Bowman, R</b> (7, 6) <small>OBP: 0.190, SLG: 0.220</small>		0-0 F7					0-0 FC4-6 1-2f 2-3 CS 1B			2 0 1 0 0 0 0 1 0 0 0 0 0 2 0 0 0 0 0 0 0											
<b>Jack Sanford, R</b> (1, 1) <small>OBP: 0.194, SLG: 0.193</small> <b>Willie Mays, R</b> (8, PH) <small>OBP: 0.349, SLG: 0.468</small> (8, 8)			0-0 4-3		0-0 F8 1-2			0-3 K		2 0 0 0 0 0 1 1 0 0 0 0 1 0											
<b>Inning Stats</b>	R: 1 E: 0 K: 0 S: 4	H: 1 LOB: 1 BB: 1 P: 8	R: 0 E: 0 K: 0 S: 3	H: 0 LOB: 0 BB: 0 P: 3	R: 1 E: 0 K: 0 S: 5	H: 3 LOB: 1 BB: 0 P: 5	R: 0 E: 0 K: 0 S: 3	H: 0 LOB: 0 BB: 0 P: 3	R: 0 E: 0 K: 0 S: 3	H: 1 LOB: 0 BB: 0 P: 3		R: 0 E: 0 K: 0 S: 7	H: 0 LOB: 0 BB: 0 P: 7	R: 0 E: 0 K: 2 S: 3	H: 1 LOB: 1 BB: 1 P: 7	R: 0 E: 0 K: 0 S: 3	H: 1 LOB: 0 BB: 0 P: 3	1B: 6 2B: 0 3B: 0 HR: 1	SF: 0 SAC: 0 DP: 2 HBP: 0	WP: 0 PB: 0 SB: 0 CS: 1	PA: 32
<b>PITCHER</b> <b>Don Schwall, R</b> (1, 1) <small>ERA: 2.24</small> <b>Al McBean, R</b> (7, 1) <small>ERA: 1.83</small>	IP 6.1	WLS W	BF 25	H 6	R 2	ER 2	SO 0	BB 2	IBB 0	HBP 0	BLK 0	WP 0	HR 1	S 23	P 31	ERA 2.84	WHIP 1.263				
											<b>PITCHER</b> IP 2.2 WLS S BF 7 H 1 R 0 ER 0 SO 2 BB 0 IBB 0 HBP 0 BLK 0 WP 0 HR 0 S 11 P 11 ERA 0.00 WHIP 0.375										



Batter	1	2	3	4	5	6	7	8	9	AB	R	H	RBI	BB	SO	LOB
--------	---	---	---	---	---	---	---	---	---	----	---	---	-----	----	----	-----

Dick Schofield, S OBP: 0.350, SLG: 0.322 (1, 6)	0-0 F8	0-0 3B		0-3 K			0-0 3B			4	0	2	1	0	1	1
Bill Virdon, L OBP: 0.310, SLG: 0.355 (1, 8)	0-0 1B		0-0 6-3		0-0 3B		0-0 6-3			4	1	2	0	0	0	1
Roberto Clemente, R OBP: 0.358, SLG: 0.482 (1, 9)	0-3 K		0-0 2B		0-0 1B		0-0 F3			4	1	2	1	0	1	2
Bill Mazaroski, R OBP: 0.338, SLG: 0.441 (1, 4)	0-0 1B		0-0 2B		0-0 SH1-4		0-0 F4			3	0	2	1	0	0	1
Jerry Lynch, L OBP: 0.345, SLG: 0.458 Manny Mota, R (9, 7)	4-0 BB		0-0 F6		4-0 BB		0-0 P4			2	0	0	0	2	0	1
Donn Clendenon, R OBP: 0.341, SLG: 0.471 (1, 3)	0-0 1-3		0-0 F4		0-0 G1-4-3		0-0 F8			4	0	0	0	0	0	6
Bob Bailey, R OBP: 0.310, SLG: 0.344 (1, 5)		0-3 K		0-0 1B		0-0 F4		0-0 F2		4	0	1	0	0	1	0
Jim Pagliaroni, R OBP: 0.343, SLG: 0.418 (1, 2)		4-0 3B		0-3 K		0-3 K		0-3 K		2	1	0	0	1	2	1
Don Schwall, R OBP: 0.171, SLG: 0.152 Al McBean, R OBP: 0.185, SLG: 0.296 (7, 1)		0-0 F8		0-0 F9		0-0 P1				3	0	0	0	0	0	2
										0	0	0	0	0	0	0

Inning Stats	R: 0	H: 2	E: 1	LOB: 3	K: 1	BB: 1	S: 7	R: 1	H: 1	E: 0	LOB: 1	K: 1	BB: 1	S: 5	R: 1	H: 2	E: 0	LOB: 1	K: 0	BB: 0	S: 5	R: 0	H: 1	E: 0	LOB: 1	K: 2	BB: 0	S: 8	R: 1	H: 2	E: 0	LOB: 1	K: 0	BB: 1	S: 4	R: 0	H: 0	E: 0	LOB: 0	K: 1	BB: 0	S: 5	R: 0	H: 1	E: 0	LOB: 1	K: 0	BB: 0	S: 4	R: 0	H: 0	E: 0	LOB: 0	K: 0	BB: 0	S: 3	1B: 4	SF: 0	2B: 2	SAC: 1	3B: 3	DP: 1	HR: 0	HBP: 0	WP: 0	PA: 34
--------------	------	------	------	--------	------	-------	------	------	------	------	--------	------	-------	------	------	------	------	--------	------	-------	------	------	------	------	--------	------	-------	------	------	------	------	--------	------	-------	------	------	------	------	--------	------	-------	------	------	------	------	--------	------	-------	------	------	------	------	--------	------	-------	------	-------	-------	-------	--------	-------	-------	-------	--------	-------	--------

PITCHER	IP	WLS	BF	H	R	ER	SO	BB	IBB	HBP	BLK	WP	HR	S	P	ERA	WHIP
Jack Sanford, R ERA: 3.51 (1, 1)	7.0	L	31	9	3	3	5	3	0	0	0	0	0	38	50	3.86	1.714
Don Larsen, R ERA: 2.54 (8, 1)	1.0		3	0	0	0	0	0	0	0	0	0	0	3	3	0.00	0.000

**BOTTOM**

**San Francisco Giants @ Pittsburgh Pirates**  
 Forbes Field, Pittsburgh, PA  
 Tue Jul 16 1963, 7:05 PM EDT  
 Att. 23,251 - Unknown

[livebaseballscorecards.com](http://livebaseballscorecards.com)

<b>AB</b>	<b>30</b>
<b>R</b>	<b>3</b>
<b>H</b>	<b>9</b>
<b>RBI</b>	<b>3</b>
<b>BB</b>	<b>3</b>
<b>SO</b>	<b>5</b>
<b>LOB</b>	<b>15</b>



Batter	1	2	3	4	5	6	7	8	9	10	11	AB R H RBI BB SO LOB	TOP																		
Harvey Kuenn, R (1, 5) OBP: 0.352, SLG: 0.429												5 1 3 1 0 1 3	<div style="text-align: center;"> <b>San Francisco Giants @ New York Mets</b>            Polo Grounds, New York, NY            Wed Jul 17 1963, 7:05 PM EDT            Att. 26,574 - Unknown         </div>																		
Felipe Alou, R (9, 9) OBP: 0.312, SLG: 0.464												1 0 0 0 0 1 0																			
Tom Haller, L (1, 9) OBP: 0.341, SLG: 0.444												4 0 0 0 0 2 4																			
Jim Davenport, R (8, PH) OBP: 0.266, SLG: 0.307												2 0 0 0 0 1 2																			
Willie McCovey, L (1, 7) OBP: 0.370, SLG: 0.605												5 1 2 2 0 0 1																			
Willie Mays, R (1, 8) OBP: 0.349, SLG: 0.472												5 2 2 0 0 0 1																			
Ed Bailey, L (1, 2) OBP: 0.360, SLG: 0.492												5 1 1 0 0 3 1																			
Orlando Cepeda, R (1, 3) OBP: 0.342, SLG: 0.509												4 2 2 1 1 0 0																			
Chuck Hiller, L (1, 4) OBP: 0.242, SLG: 0.235												5 0 2 1 0 0 2																			
Jose Pagan, R (1, 6) OBP: 0.250, SLG: 0.244												5 0 1 1 0 1 2																			
Gaylord Perry, R (1, 1) OBP: 0.280, SLG: 0.333												2 0 1 0 0 0 1																			
Billy Hoelt, L (6, 1)												0 0 0 0 0 0 0																			
Matty Alou, L (7, PH) OBP: 0.143, SLG: 0.145												1 0 0 0 0 0 0																			
Jack Fisher, R (7, 1) OBP: 0.245, SLG: 0.200												1 0 0 0 0 0 2																			
Joey Amalfitano, R (11, PH) OBP: 0.292, SLG: 0.226												1 0 0 0 0 1 0																			
Don Larsen, R (11, 1) OBP: 0.250, SLG: 0.250												0 0 0 0 0 0 0																			
<b>Inning Stats</b>	R: 1 E: 0 K: 1 S: 7	H: 2 LOB: 1 BB: 0 P: 7	R: 1 E: 0 K: 1 S: 7	H: 2 LOB: 2 BB: 1 P: 11	R: 1 E: 0 K: 0 S: 4	H: 1 LOB: 0 BB: 0 P: 4	R: 0 E: 0 K: 1 S: 6	H: 1 LOB: 1 BB: 0 P: 6	R: 1 E: 0 K: 1 S: 6	H: 1 LOB: 0 BB: 0 P: 6	R: 0 E: 0 K: 0 S: 3	H: 1 LOB: 0 BB: 0 P: 3	R: 0 E: 0 K: 1 S: 6	H: 1 LOB: 1 BB: 0 P: 6	R: 3 E: 0 K: 0 S: 8	H: 5 LOB: 2 BB: 0 P: 8	R: 0 E: 0 K: 1 S: 5	H: 0 LOB: 0 BB: 0 P: 5	R: 0 E: 0 K: 1 S: 5	H: 0 LOB: 0 BB: 0 P: 5	R: 0 E: 0 K: 3 S: 9	H: 0 LOB: 0 BB: 0 P: 9	1B: 11 2B: 0 3B: 2 HR: 1	SF: 0 SAC: 0 DP: 1 HBP: 0	WP: 4 PB: 0 SB: 0 CS: 0	PA: 47					
<b>PITCHER</b>	IP WLS BF H R ER SO BB IBB HBP BLK WP HR S P ERA WHIP															IP WLS BF H R ER SO BB IBB HBP BLK WP HR S P ERA WHIP															
Tracy Stallard, R (1, 1) ERA: 4.4	7.0		31	10	5	5	5	1	0	0	0	3	1	40	44	6.43	1.571														
Don Rowe, L (8, 1) ERA: 4.12	0.0		1	1	0	0	0	0	0	0	0	0	0	1	1	∞	∞														
Jay Hook, R (8, 1) ERA: 6.08	0.0		3	3	2	2	0	0	0	0	0	0	0	3	3	∞	∞														
Ken MacKenzie, L (8, 1) ERA: 5.06	1.0		3	0	0	0	0	0	0	0	0	0	0	3	3	0.00	0.000														
Galen Cisco, R (9, 1) ERA: 4.56	3.0	W	9	0	0	0	5	0	0	0	0	0	0	19	19	0.00	0.000														

livebaseballscorecards.com

AB	46
R	7
H	14
RBI	6
BB	1
SO	10
LOB	19



BOTTOM

San Francisco Giants @ New York Mets  
Polo Grounds, New York, NY  
Wed Jul 17 1963, 7:05 PM EDT  
Att. 26,574 - Unknown

livebaseballscores.com

AB 45  
R 9  
H 16  
RBI 8  
BB 2  
SO 4  
LOB 16

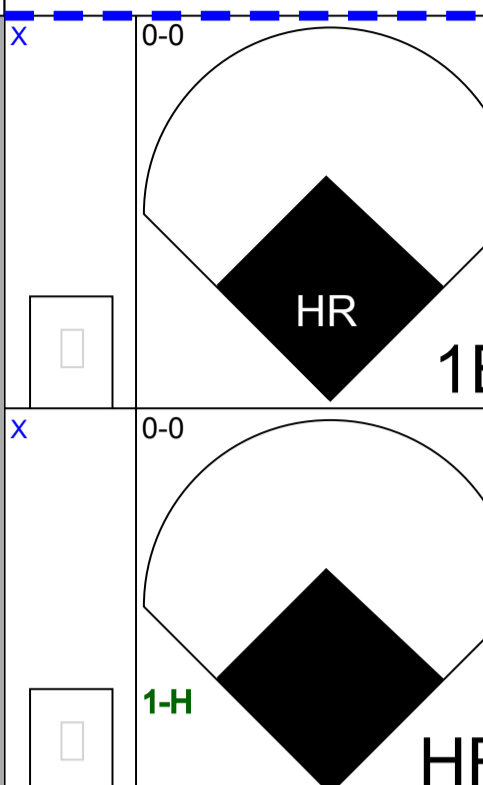


WP: 1 PA: 47  
PB: 0  
SB: 0  
CS: 0

AB R H RBI BB SO LOB

5	3	3	2	1	0	1
6	1	2	2	0	1	2
5	1	2	0	0	0	3
0	1	0	0	0	0	0
5	1	1	3	0	1	2
5	0	3	1	0	0	0
4	0	1	0	1	0	3
5	1	1	0	0	1	2
5	1	2	0	0	0	2
3	0	1	0	0	0	1
0	0	0	0	0	0	0
0	0	0	0	0	0	0
0	0	0	0	0	0	0
1	0	0	0	0	1	0
1	0	0	0	0	0	0

11



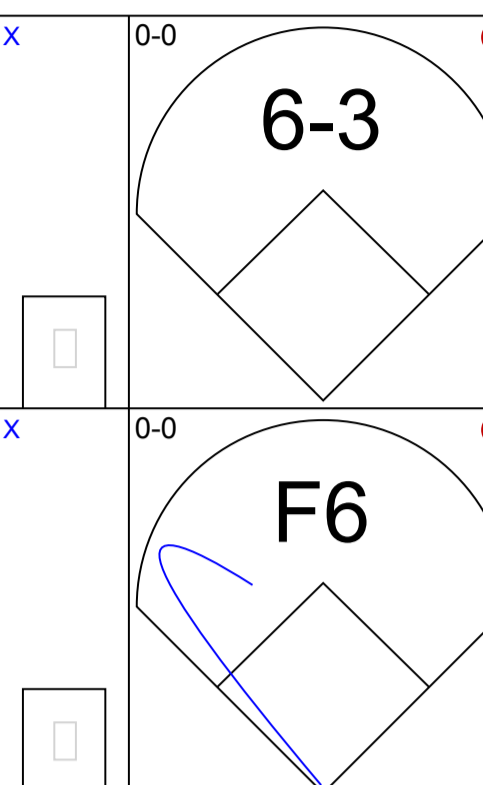
10



9



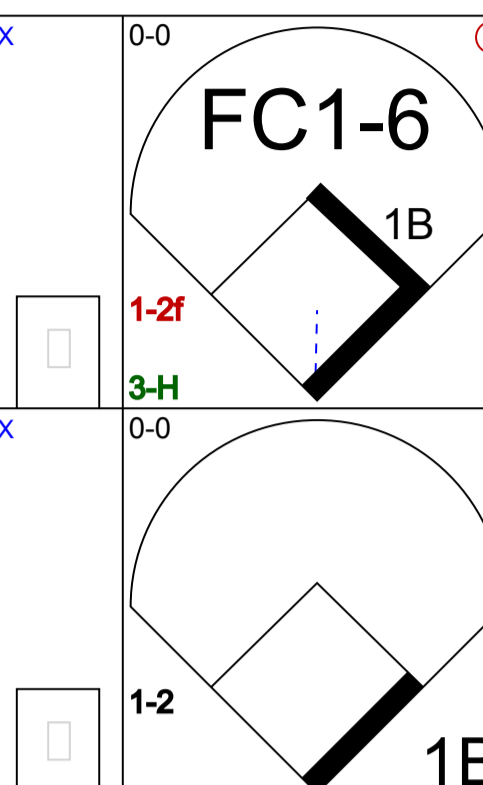
8



7



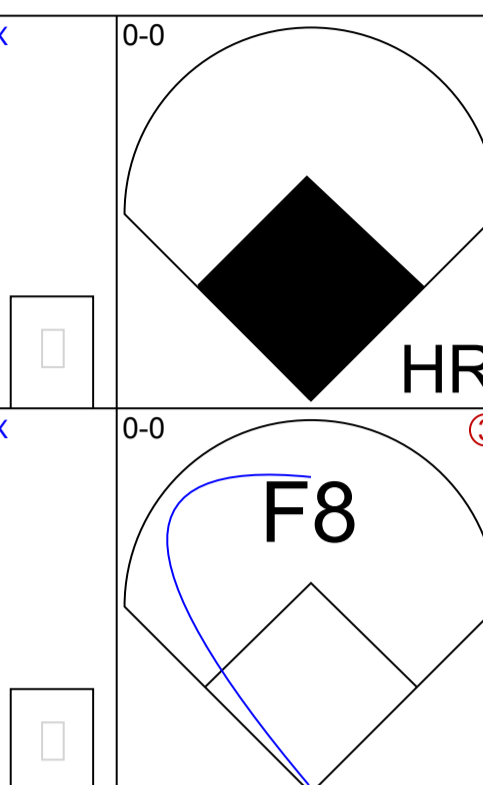
6



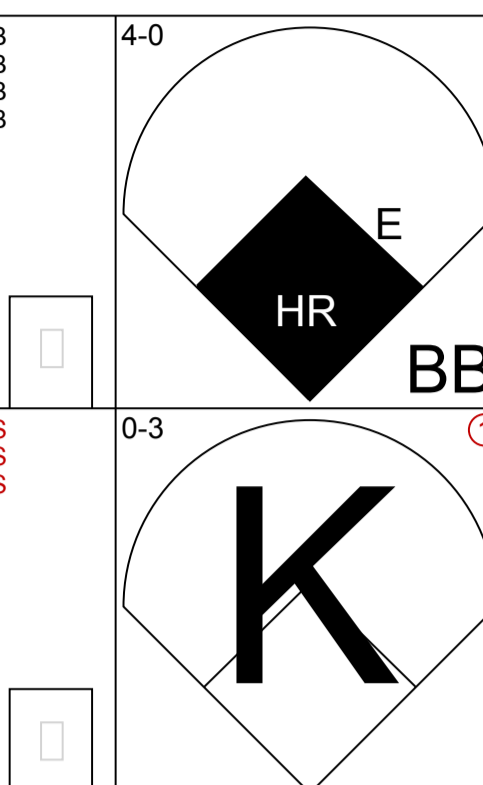
5



4



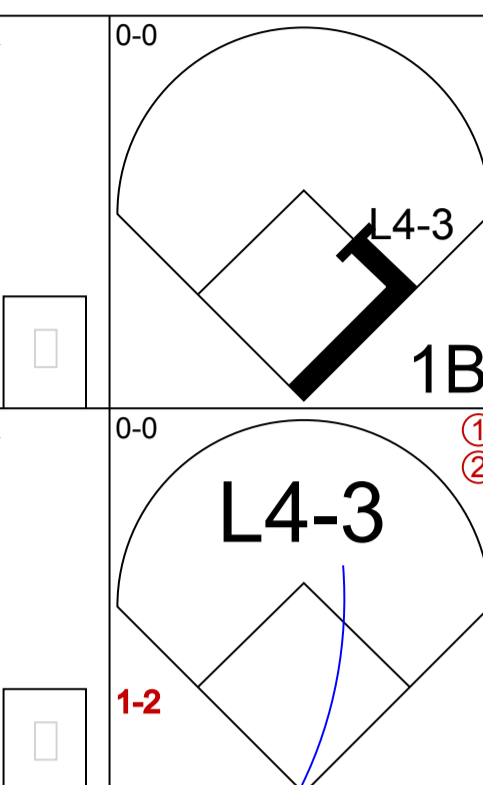
3



2



1



Batter

Joe Christopher, R (1, 9)
Joe Hicks, L (1, 8)
Duke Snider, L (1, 7) Rod Kanehl, R (9, PR)
Jesse Gonder, L (1, 2)
Frank Thomas, R (1, 3)
Jim Hickman, R (1, 5)
Larry Burditt, R (1, 4)
Al Moran, R (1, 6)
Tracy Stallard, R (1, 1) Don Rowe, L (8, 1) Jay Hook, L (8, 1) Ken MacKenzie, R (8, 1) Choo-Choo Coleman, L (8, PH) Galen Cisco, R (8, 1)

Inning Stats

R: 0	H: 2	R: 1	H: 1	R: 3	H: 2	R: 1	H: 2	R: 0	H: 1	R: 1	H: 3	R: 0	H: 0	R: 1	H: 2	R: 0	H: 0	R: 2	H: 2
E: 1	LOB: 1	E: 1	LOB: 1	E: 1	LOB: 1	E: 0	LOB: 0	E: 0	LOB: 1	E: 0	LOB: 2	E: 0	LOB: 0	E: 0	LOB: 2	E: 0	LOB: 0	E: 0	LOB: 0
K: 0	BB: 0	K: 0	BB: 0	K: 2	BB: 1	K: 0	BB: 0	K: 0	BB: 0	K: 0	BB: 0	K: 1	BB: 1	K: 0	BB: 0	K: 0	BB: 0	K: 0	BB: 0
S: 4	P: 4	S: 5	P: 5	S: 10	P: 14	S: 4	P: 4	S: 4	P: 4	S: 6	P: 6	S: 5	P: 5	S: 4	P: 4	S: 3	P: 3	S: 2	P: 2

PITCHER		IP	WLS	BF	H	R	ER	SO	BB	IBB	HBP	BLK	WP	HR	S	P	ERA	WHIP		
Gaylord Perry, R (1, 1)		5.2		29	11	6	4	2	1	0	0	0	1	2	32	36	6.35	2.118		
Billy Hoelt, L (6, 1)		0.1		1	0	0	0	0	0	0	0	0	0	0	1	1	0.00	0.000		
Jack Fisher, R (7, 1)		4.0		15	3	1	1	2	1	0	0	0	0	0	18	22	2.25	1.000		
Don Larsen, R (11, 1)		0.0	L	2	2	2	2	0	0	0	0	0	0	1	2	2	∞	∞		

Batter	1	2	3	4	5	6	7	8	9	AB R H RBI BB SO LOB	TOP	
Harvey Kuenn, R (1, 5) OBP: 0.353, SLG: 0.429 (7, 7) Ernie Bowman, R (8, PR) OBP: 0.190, SLG: 0.220 (8, 6)	0-0 1-3		0-0 4-3		0-0 F8		0-0 F8 1B	0-0 1-3 2-H 1B		5 0 2 1 0 0 1 0 0 0 0 0 0 0		
Tom Haller, L (1, 9) Juan Marichal, R (8, 1) OBP: 0.348, SLG: 0.449 OBP: 0.169, SLG: 0.172	0-0 2B 1B		0-0 1B		0-0 G6-3 1-2f		0-0 F8 1B	0-3 K		5 1 3 0 0 1 3 0 0 0 0 0 0 0		
Willie McCovey, L (1, 7) Jim Davenport, R (7, 5) OBP: 0.372, SLG: 0.610 OBP: 0.269, SLG: 0.313	0-0 2B 1B		0-3 K			0-0 HR 2B	0-0 F8 1-2 2-3			4 1 2 0 0 1 3 1 0 1 0 0 0 0		
Willie Mays, R (1, 8) OBP: 0.350, SLG: 0.474	0-0 L4-6 2B		0-0 F8			0-0 HR 1B	0-0 6-3			5 1 2 1 0 0 4		
Ed Bailey, L (1, 2) OBP: 0.361, SLG: 0.503	0-0 L4-6 2-3			0-0 4-3		0-0 HR 1-H 2-H		4-0 FC4-6 1B BB	0-0 F7	4 2 1 3 1 0 3		
Orlando Cepeda, R (1, 3) OBP: 0.340, SLG: 0.504		0-0 4-3		0-0 6-3 1B		0-0 4-3		0-3 K	0-0 F3	5 0 1 0 0 1 2		
Chuck Hiller, L (1, 4) OBP: 0.242, SLG: 0.236		0-0 6-3		0-0 6-3 1-2		0-0 6-3		0-0 FC4-6 1B		4 0 1 0 0 0 1		
Jose Pagan, R (1, 6) Matty Alou, L (8, PH) OBP: 0.251, SLG: 0.245 OBP: 0.141, SLG: 0.143 (8, 7)		0-0 1B		0-0 6-3		0-0 5-3		0-0 FC4-6 1B		3 0 1 0 0 0 1 1 1 0 0 0 0 2		
Jim Duffalo, R (1, 1) Bobby Bolin, R (7, 1) Felipe Alou, R (8, PH) OBP: 0.143, SLG: 0.143 OBP: 0.235, SLG: 0.071 OBP: 0.314, SLG: 0.466 (8, 9)		0-0 F8			0-0 G6-3 1B		0-0 5-3	0-0 1B 1-2 3-H 1B		3 0 1 0 0 0 1 0 0 0 0 0 0 0 1 0 1 1 0 0 0		
<b>Inning Stats</b>	R: 1 H: 3 E: 0 LOB: 1 K: 0 BB: 0 S: 5 P: 5	R: 0 H: 1 E: 0 LOB: 1 K: 0 BB: 0 S: 4 P: 4	R: 0 H: 1 E: 0 LOB: 1 K: 1 BB: 0 S: 6 P: 6	R: 0 H: 1 E: 0 LOB: 1 K: 0 BB: 0 S: 4 P: 4	R: 0 H: 1 E: 0 LOB: 0 K: 0 BB: 0 S: 3 P: 3	R: 3 H: 3 E: 0 LOB: 0 K: 0 BB: 0 S: 6 P: 6	R: 0 H: 2 E: 0 LOB: 2 K: 0 BB: 0 S: 5 P: 5	R: 2 H: 3 E: 0 LOB: 2 K: 2 BB: 1 S: 10 P: 14	R: 0 H: 1 E: 0 LOB: 1 K: 0 BB: 0 S: 4 P: 4	1B: 11 SF: 0 2B: 5 SAC: 0 3B: 0 DP: 2 HR: 1 HBP: 0	WP: 0 PA: 42 PB: 0 SB: 0 CS: 0	
<b>PITCHER</b> Larry Bearnarth, R (1, 1) ERA: 3.99 Don Rowe, L (8, 1) ERA: 4.28 Galen Cisco, R (8, 1) ERA: 4.61 Jay Hook, R (9, 1) ERA: 6.02	IP WLS BF H R ER SO BB IBB HBP BLK WP HR S P ERA WHIP	<b>PITCHER</b> IP WLS BF H R ER SO BB IBB HBP BLK WP HR S P ERA WHIP										

San Francisco Giants @ New York Mets  
Polo Grounds, New York, NY  
Thu Jul 18 1963, 7:05 PM EDT  
Att. 24,463 - Unknown

livebaseballscores.com



BOTTOM

San Francisco Giants @ New York Mets  
Polo Grounds, New York, NY  
Thu Jul 18 1963, 7:05 PM EDT  
Att. 24,463 - Unknown

livebaseballscores.com

AB	33
R	5
H	7
RBI	5
BB	4
SO	8
LOB	19



WP:	0	PA:	39
PB:	0	SB:	0
CS:	0		



AB R H RBI BB SO LOB

4	1	1	0	0	0	2
5	2	3	3	0	1	2
5	0	1	0	0	2	4
4	0	0	0	0	1	5
3	0	1	1	0	0	0
4	0	0	0	0	1	3
2	0	0	0	0	2	0
0	1	0	0	2	0	0
3	0	0	0	1	0	2
2	0	0	0	0	1	1
1	0	1	1	0	0	0
0	1	0	0	0	0	0
0	0	0	0	0	0	0
0	0	0	0	0	0	0
0	0	0	0	0	0	0
0	0	0	0	1	0	0

Batter	1	2	3	4	5	6	7	8	9
Rod Kanehl, R (1, 7) OBP: 0.252, SLG: 0.253	0-0 F8 1B		0-0 F8		0-0 4-3		1-0 HR HBP		0-0 F5
Joe Hicks, L (1, 8) OBP: 0.419, SLG: 0.839	0-0 F5			0-0 2B		0-0 G4-6-3 1B	0-0 1B 1B 1-H 2-H		0-3 K
Joe Christopher, R (1, 9) OBP: 0.286, SLG: 0.400	0-0 F8 1-2			0-3 K		0-0 G4-6-3 1B	0-3 K		0-0 F2
Jesse Gonder, L (1, 2) OBP: 0.338, SLG: 0.623	0-0 F2			0-3 K		0-0 G4-6-3 1-2 2-3	0-0 F7		
Frank Thomas, R (1, 3) OBP: 0.331, SLG: 0.403		0-0 5-3		1-0 HBP		0-0 1B		0-0 F5	
Jim Hickman, R (1, 5) OBP: 0.303, SLG: 0.388		0-0 F7		0-0 F3		0-0 F3		0-3 K	
Larry Burright, R (1, 4) OBP: 0.299, SLG: 0.296		0-3 K			0-3 K		4-0 2-3 1B BB	4-0 BB	
Ron Hunt, R (7, PH) OBP: 0.342, SLG: 0.377									
Al Moran, R (1, 6) OBP: 0.240, SLG: 0.218			0-0 F9		4-0 BB		0-0 2-3 1-2	0-0 F9	
Larry Beaman, R (1, 1) OBP: 0.125, SLG: 0.067			0-0 F8		0-3 K		0-0 HR HBP 1B		4-0 BB
Duke Snider, L (7, PH) OBP: 0.345, SLG: 0.436									
Al Jackson, L (7, PR) OBP: 0.209, SLG: 0.195									
Don Rowe, L (8, 1) OBP: 0.231, SLG: 0.231									
Galen Cisco, R (8, 1) OBP: 0.115, SLG: 0.087									
Jay Hook, L (9, 1) OBP: 0.115, SLG: 0.200									
Choo-Choo Coleman, L (9, PH) OBP: 0.294, SLG: 0.223									

Inning Stats	R: 0	H: 1	E: 0	K: 0	S: 4	LOB: 1	BB: 0	P: 4	R: 0	H: 0	E: 0	K: 1	S: 5	LOB: 0	BB: 0	P: 5	R: 0	H: 0	E: 0	K: 0	S: 3	LOB: 0	BB: 0	P: 3	R: 0	H: 1	E: 0	K: 2	S: 8	LOB: 2	BB: 0	P: 9	R: 0	H: 0	E: 0	K: 2	S: 7	LOB: 1	BB: 1	P: 11	R: 1	H: 3	E: 0	K: 0	S: 5	LOB: 1	BB: 0	P: 5	R: 4	H: 2	E: 0	K: 1	S: 7	LOB: 1	BB: 1	P: 12	R: 0	H: 0	E: 0	K: 1	S: 5	LOB: 1	BB: 1	P: 9	R: 0	H: 0	E: 0	K: 1	S: 5	LOB: 1	BB: 1	P: 9	R: 0	H: 0	E: 0	K: 1	S: 5	LOB: 1	BB: 1	P: 9	1B: 5	SF: 0	2B: 1	SAC: 0	3B: 0	DP: 1	HR: 1	HBP: 2	WP: 0	PA: 39
--------------	------	------	------	------	------	--------	-------	------	------	------	------	------	------	--------	-------	------	------	------	------	------	------	--------	-------	------	------	------	------	------	------	--------	-------	------	------	------	------	------	------	--------	-------	-------	------	------	------	------	------	--------	-------	------	------	------	------	------	------	--------	-------	-------	------	------	------	------	------	--------	-------	------	------	------	------	------	------	--------	-------	------	------	------	------	------	------	--------	-------	------	-------	-------	-------	--------	-------	-------	-------	--------	-------	--------

PITCHER	IP	WLS	BF	H	R	ER	SO	BB	IBB	HBP	BLK	WP	HR	S	P	ERA	WHIP
Jim Duffalo, R (1, 1) ERA: 3.35	6.1		27	6	3	3	5	2	0	1	0	0	0	34	43	4.26	1.263
Bobby Bolin, R (7, 1) ERA: 2.2	0.2		4	1	2	2	1	0	0	1	0	0	1	5	6	27.00	1.500
Juan Marichal, R (8, 1) ERA: 2.19	2.0	W	8	0	0	0	2	2	0	0	0	0	0	10	18	0.00	1.000

Batter	1	2	3	4	5	6	7	8	9	AB R H RBI BB SO LOB	TOP											
Harvey Kuenn, R (1, 9) OBP: 0.356, SLG: 0.440	0-0 F9			0-0 4-3 2B		0-0 6-3			0-0 1-3 2B	4 1 2 0 0 0 0	<b>San Francisco Giants @ Cincinnati Reds</b> Crosley Field, Cincinnati, OH Fri Jul 19 1963, 7:05 PM EDT Att. 20,316 - Unknown <a href="http://livebaseballscorecards.com">livebaseballscorecards.com</a>											
Chuck Hiller, L (1, 4) OBP: 0.238, SLG: 0.231	0-0 P6			0-0 4-3		0-0 F8		0-0 4-3	4 0 0 1 0 0 3													
Willie McCovey, L (1, 7) OBP: 0.370, SLG: 0.606	0-3 K			0-0 4-3		0-0 G6-4-3 1B		0-0 F9	4 0 1 1 0 1 2													
Willie Mays, R (1, 8) OBP: 0.348, SLG: 0.470		0-0 6-3		0-3 K		0-0 G6-4-3 1-2f			3 0 0 0 0 1 1													
Ed Bailey, L (1, 2) OBP: 0.360, SLG: 0.500		0-0 G3			0-3 K			0-0 G6-4-3 1B	3 0 1 0 0 1 0													
Orlando Cepeda, R (1, 3) OBP: 0.337, SLG: 0.500		0-3 K			0-0 5-3			0-0 G6-4-3 1-2f	3 0 0 0 0 1 1													
Jim Davenport, R (1, 5) OBP: 0.286, SLG: 0.310			0-0 F9		0-0 F8			0-0 F9	3 0 0 0 0 0 0													
Jose Pagan, R (1, 6) OBP: 0.249, SLG: 0.243			0-0 6-3		0-0 6-3			0-0 F7	2 0 0 0 0 0 0													
Tom Haller, L (9, PH) OBP: 0.346, SLG: 0.447									1 0 0 0 0 0 0													
Billy Pierce, L (1, 1) OBP: 0.167, SLG: 0.091			0-0 F7			0-0 P1		1-0 2B 4-3 HBP	1 0 0 0 0 0 0													
Jack Fisher, R (5, 1) OBP: 0.207, SLG: 0.192									1 0 0 0 0 0 0													
Al Stank, L (7, 1)									0 0 0 0 0 0 0													
Matty Alou, L (9, PH) OBP: 0.154, SLG: 0.143									0 0 0 0 0 0 0													
Billy O'Dell, S (9, PR) OBP: 0.222, SLG: 0.250									0 1 0 0 0 0 0													
<b>Inning Stats</b>	R: 0 E: 0 K: 1 S: 5	H: 0 LOB: 0 BB: 0 P: 5	R: 0 E: 0 K: 1 S: 5	H: 0 LOB: 0 BB: 0 P: 5	R: 0 E: 0 K: 0 S: 3	H: 0 LOB: 0 BB: 0 P: 3	R: 1 E: 0 K: 1 S: 6	H: 1 LOB: 0 BB: 0 P: 6	R: 0 E: 0 K: 1 S: 5	H: 0 LOB: 0 BB: 0 P: 5	R: 0 E: 0 K: 0 S: 3	H: 0 LOB: 0 BB: 0 P: 3	R: 0 E: 0 K: 0 S: 3	H: 1 LOB: 0 BB: 0 P: 3	R: 0 E: 0 K: 0 S: 3	H: 1 LOB: 0 BB: 0 P: 3	R: 1 E: 0 K: 0 S: 4	H: 1 LOB: 2 BB: 0 P: 5	1B: 2 2B: 2 3B: 0 HR: 0	SF: 0 SAC: 0 DP: 2 HBP: 1	WP: 0 PB: 0 SB: 0 CS: 0	PA: 30
<b>PITCHER</b> John Tsitouris, R (1, 1) ERA: 3.43	IP: 9.0 WLS: W BF: 30 H: 4 R: 2 ER: 2 SO: 4 BB: 0 IBB: 0 HBP: 1 BLK: 0 WP: 0 HR: 0 S: 37 P: 38 ERA: 2.00 WHIP: 0.444											<b>PITCHER</b>	IP: WLS: BF: H: R: ER: SO: BB: IBB: HBP: BLK: WP: HR: S: P: ERA: WHIP:									



Batter	1	2	3	4	5	6	7	8	9	AB	R	H	RBI	BB	SO	LOB
<b>Pete Rose, S</b> OBP: 0.343, SLG: 0.352 (1, 4)	0-0 HR 1B	0-0 1-2 1B			4-0 HR BB		0-0 E4 1B			3	3	2	0	1	0	0
<b>Tommy Harper, R</b> OBP: 0.341, SLG: 0.394 (1, 9)	0-0 HR 1-H	0-0 F8			0-0 HR 1-H		0-0 1-3 1B 1-H			4	2	3	5	0	0	2
<b>Vada Pinson, L</b> OBP: 0.348, SLG: 0.501 (1, 8)	0-0 F8		0-0 4-3		0-3 K		0-0 1-3			4	0	0	0	0	1	1
<b>Frank Robinson, R</b> OBP: 0.389, SLG: 0.425 (1, 7)	0-0 F8		0-0 1B		0-0 6-3		4-0 BB S			3	0	1	0	1	0	0
<b>Gene Freese, R</b> OBP: 0.273, SLG: 0.295 (1, 5)	0-0 WP 1B		0-0 F8		0-0 F5		4-0 1-2 IBB			3	0	1	0	1	0	1
<b>Don Pavletich, R</b> OBP: 0.272, SLG: 0.250 (1, 3) <b>Marty Keough, L</b> OBP: 0.362, SLG: 0.445 (6, 3)	0-0 5-3 1-2		0-0 F8		0-3 K		0-0 F9			2	0	0	0	0	0	2
<b>Johnny Edwards, L</b> OBP: 0.336, SLG: 0.401 (1, 2)		0-3 K		0-3 K		0-0 G6-3 1B		0-3 K		4	0	1	0	0	3	0
<b>Leo Cardenas, R</b> OBP: 0.252, SLG: 0.314 (1, 6)		0-0 5-3		0-0 6-3		0-0 G6-3 1-2f		0-0 4-3		4	0	0	0	0	0	1
<b>John Tsitouris, R</b> OBP: 0.074, SLG: 0.077 (1, 1)		0-0 1B 1B		0-0 F4			0-0 F9		0-0 6-3	4	0	1	0	0	0	0

Inning Stats	R: 2	H: 3	E: 0	K: 0	S: 6	LOB: 1	BB: 0	P: 6	R: 0	H: 2	E: 0	K: 1	S: 7	LOB: 2	BB: 0	P: 7	R: 0	H: 1	E: 0	K: 0	S: 4	LOB: 1	BB: 0	P: 4	R: 0	H: 0	E: 0	K: 1	S: 5	LOB: 0	BB: 0	P: 5	R: 2	H: 1	E: 0	K: 1	S: 6	LOB: 0	BB: 1	P: 10	R: 0	H: 1	E: 1	K: 0	S: 5	LOB: 3	BB: 2	P: 13	R: 0	H: 0	E: 0	K: 1	S: 5	LOB: 0	BB: 0	P: 5	R: 0	H: 0	E: 0	K: 1	S: 5	LOB: 0	BB: 0	P: 5
--------------	------	------	------	------	------	--------	-------	------	------	------	------	------	------	--------	-------	------	------	------	------	------	------	--------	-------	------	------	------	------	------	------	--------	-------	------	------	------	------	------	------	--------	-------	-------	------	------	------	------	------	--------	-------	-------	------	------	------	------	------	--------	-------	------	------	------	------	------	------	--------	-------	------

PITCHER	IP	WLS	BF	H	R	ER	SO	BB	IBB	HBP	BLK	WP	HR	S	P	ERA	WHIP
<b>Billy Pierce, L</b> ERA: 3.8 (1, 1)	4.0	L	20	7	4	4	2	1	0	0	0	1	2	23	27	9.00	2.000
<b>Jack Fisher, R</b> ERA: 3.76 (5, 1)	2.2		11	2	1	0	2	1	0	0	0	0	0	14	18	0.00	1.125
<b>Al Stanek, L</b> ERA: 3.24 (7, 1)	1.1		5	0	0	0	1	0	1	0	0	0	0	6	10	0.00	0.000


**BOTTOM**

**San Francisco Giants @ Cincinnati Reds**  
Crosley Field, Cincinnati, OH

Fri Jul 19 1963, 7:05 PM EDT  
Att. 20,316 - Unknown

AB	33
R	5
H	9
RBI	5
BB	3
SO	5
LOB	10

livebaseballscorecards.com



WP	HR	S	P	ERA	WHIP
1	2	1	36		

Batter	1	2	3	4	5	6	7	8	9	AB R H RBI BB SO LOB	TOP									
Harvey Kuenn, R (1, 5) OBP: 0.359, SLG: 0.436	0-0 1-3		4-0 1B BB		4-0 BB BB BB		0-3 K			2 0 0 0 2 1 2										
Felipe Alou, R (1, 9) OBP: 0.313, SLG: 0.463	0-3 K		0-0 1-3 1B		0-0 F9		0-3 K			4 0 1 0 0 2 4										
Willie McCovey, L (1, 7) OBP: 0.366, SLG: 0.598	0-0 6-3		0-0 5-3		0-0 F8		0-0 F8			4 0 0 0 0 0 2										
Willie Mays, R (1, 8) OBP: 0.349, SLG: 0.479		0-0 HR		0-0 F4		0-0 F2		0-0 L5-3 1B		4 1 2 1 0 0 0										
Orlando Cepeda, R (1, 3) OBP: 0.333, SLG: 0.494		0-0 1-4-3		0-0 6-3		0-0 F5		0-0 L5-3		4 0 0 0 0 0 1										
Jim Davenport, R (1, 4) OBP: 0.266, SLG: 0.309		0-0 1-3		0-0 F8			0-3 K		0-0 G3-6 1B	4 0 1 0 0 1 0										
Tom Haller, L (1, 2) OBP: 0.349, SLG: 0.444		0-0 5-3			4-0 SH2-4 BB		0-0 1B 1B		0-0 G3-6 1-2	3 1 1 0 1 0 1										
Jose Pagan, R (1, 6) OBP: 0.249, SLG: 0.244			0-0 F6		0-0 F7		0-0 1B 1B		0-0 F7	4 0 1 0 0 0 1										
Jack Sanford, R (1, 1) OBP: 0.203, SLG: 0.203			0-3 K		0-0 SH2-4		0-0 1-2 3-H 1B			2 0 1 1 0 1 0										
<b>Inning Stats</b>	R: 0 E: 0 K: 1 S: 5	H: 0 LOB: 0 BB: 0 P: 5	R: 1 E: 0 K: 0 S: 4	H: 1 LOB: 0 BB: 0 P: 4	R: 0 E: 0 K: 1 S: 6	H: 1 LOB: 2 BB: 1 P: 10	R: 0 E: 0 K: 0 S: 3	H: 0 LOB: 0 BB: 0 P: 3	R: 0 E: 0 K: 0 S: 3	H: 0 LOB: 0 BB: 0 P: 3	R: 1 E: 0 K: 3 S: 12	H: 3 LOB: 2 BB: 0 P: 12	R: 0 E: 0 K: 0 S: 3	H: 1 LOB: 0 BB: 0 P: 3	R: 0 E: 0 K: 0 S: 3	H: 1 LOB: 0 BB: 0 P: 3	1B: 6 2B: 1 3B: 0 HR: 1	SF: 0 SAC: 1 DP: 2 HBP: 0	WP: 0 PB: 0 SB: 0 CS: 0	PA: 35
<b>PITCHER</b> Joe Nuxhall, L (1, 1) ERA: 2.48	IP 9.0 WLS W BF 35 H 7 R 2 ER 2 SO 5 BB 3 IBB 0 HBP 0 BLK 0 WP 0 HR 1 S 42 P 54 ERA 2.00 WHIP 1.111											<b>PITCHER</b>	IP WLS BF H R ER SO BB IBB HBP BLK WP HR S P ERA WHIP							

San Francisco Giants @ Cincinnati Reds  
 Crosley Field, Cincinnati, OH  
 Sat Jul 20 1963, 7:05 PM EDT  
 Att. 27,033 - Unknown

AB	31
R	2
H	7
RBI	2
BB	3
SO	5
LOB	11



WP: 0	PA: 35
PB: 0	
SB: 0	
CS: 0	

Batter	1	2	3	4	5	6	7	8	9
<b>Pete Rose, S</b> OBP: 0.339, SLG: 0.348 (1, 4)	0-0 F8		0-0 4-3			0-0 F7		0-0 4-3	
<b>Tommy Harper, R</b> OBP: 0.333, SLG: 0.384 (1, 9)	0-3 K			0-0 F3		0-0 F7		0-0 6-3	
<b>Vada Pinson, L</b> OBP: 0.350, SLG: 0.503 (1, 8)	0-0 CS 1B			0-0 F7			0-0 1B 1B		
<b>Frank Robinson, R</b> OBP: 0.392, SLG: 0.431 (1, 7)	0-0 CS 1-2	0-0 CS 2B		0-0 F3			0-0 1-3 1B 1B		
<b>Marty Keough, L</b> OBP: 0.353, SLG: 0.434 (1, 3)		0-3 K 2-3		0-0 4-3			0-0 F2 1-2		
<b>Johnny Edwards, L</b> OBP: 0.333, SLG: 0.397 (1, 2)		0-3 K		0-0 F8			0-3 K		
<b>Gene Freese, R</b> OBP: 0.286, SLG: 0.346 (1, 5)			0-0 5-3		0-0 HR		0-0 2-H 3-H 1B		
<b>Leo Cardenas, R</b> OBP: 0.250, SLG: 0.312 (1, 6)			0-0 F5		0-0 5-3		0-0 F9		
<b>Joe Nuxhall, L</b> OBP: 0.179, SLG: 0.211 (1, 1)			0-0 2B			0-0 F7		0-0 4-3	

Inning Stats	R: 0	H: 1	E: 0	LOB: 0	K: 1	BB: 0	S: 5	P: 5
	R: 0	H: 1	E: 0	LOB: 0	K: 2	BB: 0	S: 7	P: 7
	R: 0	H: 1	E: 0	LOB: 1	K: 0	BB: 0	S: 4	P: 4
	R: 0	H: 0	E: 0	LOB: 0	K: 0	BB: 0	S: 3	P: 3
	R: 1	H: 1	E: 0	LOB: 0	K: 0	BB: 0	S: 4	P: 4
	R: 0	H: 0	E: 0	LOB: 0	K: 0	BB: 0	S: 3	P: 3
	R: 2	H: 3	E: 0	LOB: 1	K: 1	BB: 0	S: 8	P: 8
	R: 0	H: 0	E: 0	LOB: 0	K: 0	BB: 0	S: 3	P: 3

PITCHER	IP	WLS	BF	H	R	ER	SO	BB	IBB	HBP	BLK	WP	HR	S	P	ERA	WHIP
<b>Jack Sanford, R</b> ERA: 3.5 (1, 1)	8.0	L	29	7	3	3	4	0	0	0	0	0	1	37	37	3.38	0.875

**BOTTOM**

AB	R	H	RBI	BB	SO	LOB
4	0	0	0	0	0	1
4	0	0	0	0	1	0
3	1	2	0	0	0	0
3	1	2	0	0	0	0
3	0	0	0	0	1	3
3	0	0	0	0	2	2
3	1	2	3	0	0	0
3	0	0	0	0	0	1
3	0	1	0	0	0	0

<b>AB</b>	<b>29</b>
<b>R</b>	<b>3</b>
<b>H</b>	<b>7</b>
<b>RBI</b>	<b>3</b>
<b>BB</b>	<b>0</b>
<b>SO</b>	<b>4</b>
<b>LOB</b>	<b>7</b>



WP	PA
0	30

**San Francisco Giants @ Cincinnati Reds**  
Crosley Field, Cincinnati, OH  
Sat Jul 20 1963, 7:05 PM EDT  
Att. 27,033 - Unknown

[livebaseballscorecards.com](http://livebaseballscorecards.com)

Batter	1	2	3	4	5	6	7	8	9	AB R H RBI BB SO LOB	TOP											
Harvey Kuenn, R (1, 5) OBP: 0.366, SLG: 0.442 Ernie Bowman, R (6, 4) OBP: 0.182, SLG: 0.209	0-0 2B 1B	0-0 E9 1B		0-0 F6		0-0 HR 1B		0-0 G3	0-0 1-3	4 2 3 0 0 0 0 2 0 0 0 0 0 2												
Felipe Alou, R (1, 9) OBP: 0.314, SLG: 0.474	0-0 F7	0-3 K			0-3 K	0-0 HR		0-0		5 1 2 2 0 2 2												
Willie McCovey, L (1, 7) OBP: 0.367, SLG: 0.598 Matty Alou, L (8, 7) OBP: 0.154, SLG: 0.143	0-0 1-3 E 2B		0-0 4-3		0-0 5-3	0-0 1B		0-0 F4		5 1 2 0 0 0 1 0 0 0 0 0 0 0												
Willie Mays, R (1, 8) OBP: 0.352, SLG: 0.479	0-0 E8 1B		0-0 HR 1B		4-0 2B BB	0-0 4-3		0-3 K		4 2 2 1 1 1 2												
Orlando Cepeda, R (1, 3) OBP: 0.337, SLG: 0.510	0-3 K		0-3 K		0-0 1B 2B		0-0 1B 2B		0-0 HR	5 2 3 2 0 2 2												
Jim Davenport, R (1, 4) OBP: 0.271, SLG: 0.324	0-0 F9		0-0 HR		0-0 1B		0-3 K		0-0 4-3 BB 1B	5 1 3 2 0 1 2												
Tom Haller, L (1, 2) OBP: 0.345, SLG: 0.434		0-0 F9	0-3 K		0-0 4-3		0-3 K		4-0 1-2 4-3 BB	4 0 0 0 1 2 3												
Jose Pagan, R (1, 6) OBP: 0.248, SLG: 0.243		0-0 F8		0-0 3-1		0-0 6-3		0-0 1B	0-0 4-3	5 0 1 1 0 0 2												
Billy O'Dell, S (1, 1) OBP: 0.232, SLG: 0.245 Bobby Bolin, R (4, 1) OBP: 0.200, SLG: 0.059		4-0 1B E BB		0-0 6-3		0-3 K	0-3 K		0-3 K	1 1 0 0 1 0 0 3 0 0 0 0 3 3												
<b>Inning Stats</b>	R: 2 E: 1 K: 1 S: 8	H: 3 LOB: 1 BB: 0 P: 8	R: 1 E: 1 K: 1 S: 6	H: 1 LOB: 1 BB: 1 P: 10	R: 2 E: 0 K: 2 S: 9	H: 2 LOB: 0 BB: 0 P: 9	R: 0 E: 0 K: 0 S: 3	H: 0 LOB: 0 BB: 0 P: 3	R: 1 E: 0 K: 1 S: 7	H: 2 LOB: 2 BB: 1 P: 11	R: 2 E: 0 K: 1 S: 8	H: 3 LOB: 1 BB: 0 P: 8	R: 1 E: 0 K: 3 S: 11	H: 2 LOB: 1 BB: 0 P: 11	R: 0 E: 0 K: 1 S: 6	H: 1 LOB: 1 BB: 0 P: 6	R: 1 E: 0 K: 1 S: 7	H: 2 LOB: 2 BB: 1 P: 11	1B: 9 2B: 4 3B: 0 HR: 3	SF: 0 SAC: 0 DP: 0 HBP: 0	WP: 0 PB: 0 SB: 0 CS: 0	PA: 46
<b>PITCHER</b>	IP WLS BF H R ER SO BB IBB HBP BLK WP HR S P ERA WHIP																					
Jim O'Toole, L (1, 1) ERA: 2.25	4.0 L 19 6 5 3 4 1 0 0 0 0 1 26 30 6.75 1.750																					
Jim Owens, R (5, 1) ERA: 4.93	2.0 12 5 3 3 2 1 0 0 0 0 0 1 15 19 13.50 3.000																					
Dom Zanni, R (7, 1) ERA: 4.71	2.0 9 3 1 1 4 0 0 0 0 0 0 0 17 17 4.50 1.500																					
Bill Henry, L (9, 1) ERA: 6.83	1.0 6 2 1 1 1 1 0 0 0 0 0 1 7 11 9.00 3.000																					

**San Francisco Giants @ Cincinnati Reds**  
 Crosley Field, Cincinnati, OH  
 Sun Jul 21 1963, 3:33 AM EDT  
 Att: 22,736 - Unknown

<b>AB</b>	43
<b>R</b>	10
<b>H</b>	16
<b>RBI</b>	8
<b>BB</b>	3
<b>SO</b>	11
<b>LOB</b>	19



Batter	1	2	3	4	5	6	7	8	9	AB R H RBI BB SO LOB	BOTTOM
--------	---	---	---	---	---	---	---	---	---	----------------------	--------

<b>Pete Rose, S</b> OBP: 0.343, SLG: 0.352 (1, 4)	4-0 FC5-4 BB		0-0 2B	0-0 1B		0-0 FC6-4 1-2f		0-0 F5		4 1 2 0 1 0 2	<b>San Francisco Giants @ Cincinnati Reds</b> Crosley Field, Cincinnati, OH Sun Jul 21 1963, 3:33 AM EDT Att. 22,736 - Unknown livebaseballscorecards.com
<b>Tommy Harper, R</b> OBP: 0.335, SLG: 0.380 (1, 9)	0-0 FC5-4 1B		0-0 F4	4-0 BB		0-3 K		0-0 HR	1B	4 2 1 0 1 1 3	
<b>Vada Pinson, L</b> OBP: 0.353, SLG: 0.513 (1, 8)	4-0 FC5 1B BB		0-0 E	0-0 P6		0-0 1-3		0-0 HR	1B	4 2 2 3 1 0 4	
<b>Frank Robinson, R</b> OBP: 0.386, SLG: 0.424 (1, 7)	0-0 F2		0-0 F7			0-3 K		0-0 F8		5 0 0 0 0 2 3	
<b>Gene Freese, R</b> OBP: 0.313, SLG: 0.357 (1, 5)	0-0 1B		0-0 E5			4-0 S BB		0-0 P4	G3 HBP	3 0 2 1 1 0 0	
<b>Don Pavletich, R</b> OBP: 0.267, SLG: 0.245 <b>Gordy Coleman, L</b> OBP: 0.279, SLG: 0.393 (1, 3) (5, PH) (6, 3)	0-0 FC5 2-3f		0-0 F4			0-0 F2 1-2		0-0 4-3	G3	2 0 0 0 0 0 3 3 0 0 0 0 0 2	
<b>Johnny Edwards, L</b> OBP: 0.333, SLG: 0.395 <b>Sammy Taylor, L</b> OBP: 0.304, SLG: 0.275 (1, 2) (6, 2)			0-3 K			4-0 BB		0-0 F5	K	2 0 0 0 1 2 0 2 0 0 0 0 1 1	
<b>Leo Cardenas, R</b> OBP: 0.250, SLG: 0.311 (1, 6)			0-0 4-3			0-0 P6		0-3 K		4 0 1 0 0 1 2	
<b>Jim O'Toole, S</b> OBP: 0.348, SLG: 0.143 <b>Charlie Neal, R</b> OBP: 0.286, SLG: 0.298 <b>Jim O'Leary, R</b> OBP: 0.125, SLG: 0.250 <b>Bob Skinner, L</b> OBP: 0.350, SLG: 0.374 <b>Dom Zanni, R</b> <b>Marty Keough, L</b> OBP: 0.338, SLG: 0.434 <b>Bill Henry, L</b> (1, 1) (4, PH) (5, 1) (6, PH) (7, 1) (8, PH) (9, 1)			0-0 F8			0-3 K		0-0 FC6-4 1B	BB	1 0 0 0 0 0 0 1 0 0 0 0 0 1 1 0 0 0 0 0 0 0 1 0 1 0 0 0 0 0 0 0 0 0 0 0 0 0 0 0 1 0 0 0 0 0 0 0 0 0	

Inning Stats	R: 1 E: 0 K: 4 S: 4	H: 1 LOB: 2 BB: 2 P: 12	R: 0 E: 0 K: 1 S: 5	H: 0 LOB: 0 BB: 0 P: 5	R: 2 E: 1 K: 0 S: 6	H: 3 LOB: 1 BB: 0 P: 6	R: 0 E: 0 K: 2 S: 9	H: 2 LOB: 3 BB: 1 P: 13	R: 0 E: 0 K: 1 S: 5	H: 0 LOB: 2 BB: 2 P: 13	R: 0 E: 0 K: 1 S: 6	H: 1 LOB: 1 BB: 0 P: 6	R: 0 E: 0 K: 1 S: 5	H: 0 LOB: 0 BB: 0 P: 5	R: 0 E: 0 K: 1 S: 5	H: 0 LOB: 1 BB: 1 P: 9	R: 2 E: 0 K: 1 S: 7	H: 2 LOB: 1 BB: 0 P: 8	1B: 6 2B: 2 3B: 0 HR: 1	SF: 0 SAC: 0 DP: 0 HBP: 1	WP: 0 PB: 0 SB: 1 CS: 0	PA: 43
--------------	------------------------------	----------------------------------	------------------------------	---------------------------------	------------------------------	---------------------------------	------------------------------	----------------------------------	------------------------------	----------------------------------	------------------------------	---------------------------------	------------------------------	---------------------------------	------------------------------	---------------------------------	------------------------------	---------------------------------	----------------------------------	------------------------------------	----------------------------------	--------

PITCHER	IP	WLS	BF	H	R	ER	SO	BB	IBB	HBP	BLK	WP	HR	S	P	ERA	WHIP
<b>Billy O'Dell, L</b> ERA: 3.01 (1, 1)	3.2		19	6	3	2	3	2	0	0	0	0	0	23	31	4.91	2.182
<b>Bobby Bolin, R</b> ERA: 2.28 (4, 1)	5.1	W	24	3	2	2	5	4	0	1	0	0	1	29	46	3.38	1.312



Batter	1	2	3	4	5	6	7	8	9	AB R H RBI BB SO LOB	TOP													
Jim Hickman, R (1, 5) OBP: 0.304, SLG: 0.382	0-0 P4 1B		0-0 FC 1-2		0-3 K			0-0 6-3		4 0 1 0 0 1 2														
Ron Hunt, R (1, 4) OBP: 0.331, SLG: 0.360	0-0 P4 1-2		0-0 F9		0-0 F9			0-0 F7		4 0 0 0 0 0 4														
Duke Snider, L (1, 9) OBP: 0.338, SLG: 0.445 Dick Smith, R (4, PR) (4, 7)	0-3 K			0-0 E3 2B		0-0 F8		0-0 5-3		2 0 0 0 0 1 0 2 1 0 0 0 0 0														
Jesse Gonder, L (1, 2) OBP: 0.345, SLG: 0.571		0-0 6-3		0-0 F8		0-0 G5-4-3 1B		0-0 4-3		4 0 1 0 0 0 1														
Frank Thomas, R (1, 3) OBP: 0.322, SLG: 0.391		0-0 F2		0-0 3-1 1-H 2B		0-0 G5-4-3 1-2f		0-0 F7		4 0 1 1 0 0 1														
Joe Hicks, L (1, 8) OBP: 0.292, SLG: 0.553		0-0 F6		0-0 3-1 2-3			0-0 3-1		0-3 K	4 0 0 0 0 1 2														
Joe Christopher, R (1, 7) OBP: 0.325, SLG: 0.378 (4, 9)			0-0 F7	0-0 F7			4-0 FC6-4 BB			2 0 0 0 1 0 2														
Larry Burright, R (1, 6) OBP: 0.323, SLG: 0.298			0-0 FC 1B		4-0 BB		0-0 FC6-4 1-2f			2 0 1 0 1 0 1														
Roger Craig, R (1, 1) OBP: 0.146, SLG: 0.109 Larry Bearnarth, R (2, 1) OBP: 0.105, SLG: 0.056 Ken MacKenzie, R (6, 1) Ted Schreiber, R (7, PH) OBP: 0.238, SLG: 0.158 Grover Powell, L (7, 1)			0-3 K		0-3 K		0-3 K			0 0 0 0 0 0 0 2 0 0 0 0 2 2 0 0 0 0 0 0 0 1 0 0 0 0 1 1 0 0 0 0 0 0 0														
<b>Inning Stats</b>	R: 0 E: 0 K: 1 S: 5	H: 1 LOB: 0 BB: 0 P: 5	R: 0 E: 0 K: 0 S: 3	H: 0 LOB: 0 BB: 0 P: 3	R: 0 E: 0 K: 1 S: 7	H: 1 LOB: 2 BB: 0 P: 7	R: 1 E: 1 K: 0 S: 5	H: 1 LOB: 2 BB: 0 P: 5	R: 0 E: 0 K: 2 S: 7	H: 0 LOB: 1 BB: 1 P: 11	R: 0 E: 0 K: 0 S: 3	H: 1 LOB: 0 BB: 0 P: 3	R: 0 E: 0 K: 1 S: 5	H: 0 LOB: 1 BB: 1 P: 9	R: 0 E: 0 K: 0 S: 3	H: 0 LOB: 0 BB: 0 P: 3	R: 0 E: 0 K: 1 S: 5	H: 0 LOB: 0 BB: 0 P: 5	R: 0 E: 0 K: 1 S: 5	H: 0 LOB: 0 BB: 0 P: 5	1B: 3 2B: 1 3B: 0 HR: 0	SF: 0 SAC: 0 DP: 1 HBP: 0	WP: 0 PB: 0 SB: 0 CS: 0	PA: 33
<b>PITCHER</b> Juan Marichal, R (1, 1) ERA: 2.09	IP: 9.0 WLS: W BF: 33 H: 4 R: 1 ER: 0 SO: 6 BB: 2 IBB: 0 HBP: 0 BLK: 0 WP: 0 HR: 0 S: 43 P: 51 ERA: 0.00 WHIP: 0.667											<b>PITCHER</b>	IP: 9.0 WLS: W BF: 33 H: 4 R: 1 ER: 0 SO: 6 BB: 2 IBB: 0 HBP: 0 BLK: 0 WP: 0 HR: 0 S: 43 P: 51 ERA: 0.00 WHIP: 0.667											

**New York Mets @ San Francisco Giants**  
Candlestick Park, San Francisco, CA

Tue Jul 23 1963, 10:05 PM EDT  
Att. 14,878 - Unknown

livebaseballscorecards.com

**AB 31**  
**R 1**  
**H 4**  
**RBI 1**  
**BB 2**  
**SO 6**  
**LOB 16**



BOTTOM

New York Mets @ San Francisco Giants  
Candlestick Park, San Francisco, CA  
Tue Jul 23 1963, 10:05 PM EDT  
Att. 14,878 - Unknown

livebaseballscorecards.com

AB	36
R	9
H	11
RBI	8
BB	3
SO	5
LOB	19



WP: 0	PA: 39
PB: 0	
SB: 2	
CS: 0	

AB R H RBI BB SO LOB

4 2 3 1 0 1 1  
1 0 0 0 0 1 0

5 1 1 1 0 0 3

3 2 2 1 1 1 0  
1 0 0 0 0 1 0

3 3 2 3 1 0 1

3 0 0 0 1 0 3

4 0 0 0 0 0 5

4 0 2 2 0 0 1

4 1 1 0 0 0 3

4 0 0 0 0 1 2

1B: 7	SF: 0
2B: 2	SAC: 0
3B: 0	DP: 0
HR: 2	HBP: 0

Batter	1	2	3	4	5	6	7	8	9
Harvey Kuenn, R (1, 5) Chuck Hiller, L (7, 4) OBP: 0.372, SLG: 0.452 OBP: 0.237, SLG: 0.230	0-0 BB S E 1B	0-0 2B 1B	0-3 K		0-0 2-H 2B			0-3 K	
Felipe Alou, R (1, 9) OBP: 0.313, SLG: 0.473	0-0 5-3 1-2	0-0 1-H 1B 2B	0-0 FC6-4 1-2f		0-0 F3			0-0 F5	
Willie McCovey, L (1, 7) Matty Alou, L (7, 7) OBP: 0.371, SLG: 0.599 OBP: 0.152, SLG: 0.141	4-0 E BB 1B BB	0-0 2-H HR 1B		0-0 FC5-4 1B		0-3 K		0-3 K	
Willie Mays, R (1, 8) OBP: 0.356, SLG: 0.497	4-0 1-2 2-3 1B BB	0-0 1-H HR		0-0 FC5-4 1-2f		0-0 HR			
Orlando Cepeda, R (1, 3) OBP: 0.336, SLG: 0.506	0-0 E8 1B 1-2 2-3 3-H	4-0 FC3-6 BB		0-0 F6		0-0 F9			
Tom Haller, L (1, 2) OBP: 0.338, SLG: 0.424	0-0 P6	0-0 FC3-6 1-2f		0-0 1-3		0-0 F5			
Jim Davenport, R (1, 4) OBP: 0.274, SLG: 0.327	0-0 S 1B 1-3 2-H 3-H	0-0 F4			0-0 FC3-6 1B		0-0 F7		
Ernie Bowman, R (1, 6) OBP: 0.188, SLG: 0.213	0-0 F4 1-2		0-0 FC1-6 1B		0-0 FC3-6 6-3 2B 1-2f		0-0 4-3		
Juan Marichal, R (1, 1) OBP: 0.159, SLG: 0.162		0-0 F8	0-0 FC1-6 FC6-4 1-2f		0-0 6-3		0-3 K		

Inning Stats	R: 3 E: 1 K: 0 S: 6	H: 2 LOB: 2 BB: 2 P: 14	R: 4 E: 0 K: 0 S: 7	H: 4 LOB: 1 BB: 1 P: 11	R: 0 E: 0 K: 1 S: 6	H: 1 LOB: 1 BB: 0 P: 6	R: 0 E: 0 K: 0 S: 4	H: 1 LOB: 1 BB: 0 P: 4	R: 1 E: 0 K: 0 S: 5	H: 2 LOB: 1 BB: 0 P: 5	R: 1 E: 0 K: 1 S: 6	H: 1 LOB: 0 BB: 0 P: 6	R: 0 E: 0 K: 1 S: 5	H: 0 LOB: 0 BB: 0 P: 5	R: 0 E: 0 K: 2 S: 7	H: 0 LOB: 0 BB: 0 P: 7
--------------	------------------------------	----------------------------------	------------------------------	----------------------------------	------------------------------	---------------------------------	------------------------------	---------------------------------	------------------------------	---------------------------------	------------------------------	---------------------------------	------------------------------	---------------------------------	------------------------------	---------------------------------

PITCHER	IP	WLS	BF	H	R	ER	SO	BB	IBB	HBP	BLK	WP	HR	S	P	ERA	WHIP
Roger Craig, R (1, 1) ERA: 4.08	1.1	L	13	6	7	4	0	2	0	0	0	0	1	11	19	27.00	6.000
Larry Bearnarth, R (2, 1) ERA: 3.75	3.2		16	4	1	1	1	1	0	0	0	0	0	17	21	2.46	1.364
Ken MacKenzie, L (6, 1) ERA: 5.02	1.0		4	1	1	1	1	0	0	0	0	0	1	6	6	9.00	1.000
Grover Powell, L (7, 1) ERA: 3.0	2.0		6	0	0	0	3	0	0	0	0	0	0	12	12	0.00	0.000

Batter	1	2	3	4	5	6	7	8	9	AB R H RBI BB SO LOB	TOP																
Jim Hickman, R (1, 5) OBP: 0.302, SLG: 0.379	0-3 K		0-3 K		0-0 F7		0-0 FC3-6 1B		0-3 K	5 0 1 2 0 3 0																	
Joe Hicks, L (1, 8) OBP: 0.264, SLG: 0.500	0-0 6-3		0-3 K		0-0 F9		0-0 FC3-6 BB		0-3 K	5 0 0 0 0 2 1																	
Duke Snider, L (1, 9) OBP: 0.339, SLG: 0.440	4-0 BB		0-0 F7		0-0 F8		4-0 BB		0-0 F8	3 0 0 0 2 0 0																	
Jesse Gonder, L (1, 2) OBP: 0.341, SLG: 0.557	0-0 1-3			0-0 FC6-4 1B		0-3 K	0-0 4-3			4 0 1 0 0 1 3																	
Frank Thomas, R (1, 3) OBP: 0.324, SLG: 0.393		0-0 6-3 1B		0-0 FC6-4 1B		0-0 5-3		0-0 2B FC1-2 1B		4 0 2 0 0 0 1																	
Ron Hunt, R (1, 4) OBP: 0.336, SLG: 0.368		0-0 6-3		0-0 1-2 1B			0-0 E6 FC1-5 1B	0-0 FC1-2 1-3 2B		4 0 3 0 0 0 1																	
Joe Christopher, R (1, 7) OBP: 0.341, SLG: 0.359		1-0 HBP		0-0 F9		1-0 FC1-5 2B HBP		0-0 F5		2 1 0 0 0 0 4																	
Larry Burright, R (1, 6) OBP: 0.309, SLG: 0.284		0-3 K		0-3 K		0-0 FC1-5 2B 1B		0-0 FC1-2		4 1 0 0 0 2 8																	
Al Jackson, L (1, 1) OBP: 0.213, SLG: 0.222		0-0 F8			0-0 1-3		0-0 1-3 2B	0-0 1-3		4 1 1 1 0 0 4																	
<b>Inning Stats</b>	R: 0 E: 0 K: 1 S: 5	H: 0 LOB: 1 BB: 1 P: 9	R: 0 E: 0 K: 1 S: 6	H: 1 LOB: 2 BB: 0 P: 7	R: 0 E: 0 K: 2 S: 7	H: 0 LOB: 0 BB: 0 P: 7	R: 0 E: 0 K: 1 S: 7	H: 2 LOB: 2 BB: 0 P: 7	R: 0 E: 0 K: 0 S: 3	H: 0 LOB: 0 BB: 0 P: 3	R: 0 E: 0 K: 1 S: 5	H: 0 LOB: 0 BB: 0 P: 5	R: 3 E: 1 K: 0 S: 6	H: 3 LOB: 2 BB: 1 P: 11	R: 0 E: 0 K: 0 S: 5	H: 2 LOB: 2 BB: 0 P: 5	R: 0 E: 0 K: 2 S: 7	H: 0 LOB: 0 BB: 0 P: 7	1B: 6 2B: 2 3B: 0 HR: 0	SF: 0 SAC: 0 DP: 0 HBP: 2	WP: 0 PB: 0 SB: 0 CS: 0	PA: 39					
<b>PITCHER</b>	IP WLS BF H R ER SO BB IBB HBP BLK WP HR S P ERA WHIP																										
Jack Sanford, R (1, 1) ERA: 3.53	6.1		28	6	3	3	6	1	0	2	0	0	0	37	43	4.26	1.105										
Al Stanek, L (7, 1) ERA: 3.0	0.2		5	2	0	0	0	1	0	0	0	0	0	4	8	0.00	4.500										
Jack Fisher, R (8, 1) ERA: 3.72	1.0		3	0	0	0	0	0	0	0	0	0	0	3	3	0.00	0.000										
Billy Hoelt, L (9, 1) ERA: 3.68	1.0	W	3	0	0	0	2	0	0	0	0	0	0	7	7	0.00	0.000										

**New York Mets @ San Francisco Giants**  
Candlestick Park, San Francisco, CA

Wed Jul 24 1963, 6:33 AM EDT  
Att: 11,236 - Unknown

[livebaseballscorecards.com](http://livebaseballscorecards.com)

AB	35
R	3
H	8
RBI	3
BB	2
SO	8
LOB	22





Batter	1	2	3	4	5	6	7	8	9	AB	R	H	RBI	BB	SO	LOB
Harvey Kuenn, R (1, 5) OBP: 0.366, SLG: 0.444	0-0 6-3		0-0 G6-4-3			0-0 F4		0-0 F8		4	0	0	0	0	0	1
Felipe Alou, R (1, 9) OBP: 0.312, SLG: 0.469	0-0 F5			0-0 6-3		0-0 6-3			1-0 F8 HBP E HBP	3	1	0	0	0	0	0
Willie McCovey, L (1, 7) OBP: 0.372, SLG: 0.595 Jose Pagan, R (9, PR) OBP: 0.248, SLG: 0.243	0-3 K			1-0 G1-4-3 HBP			0-0 4-3		1-0 E 1-2 2B HBP	2	0	0	0	0	1	0
Willie Mays, R (1, 8) OBP: 0.355, SLG: 0.493		0-0 F7		0-0 G1-4-3			4-0 S E SF8 BB		0-0 F8	3	1	0	0	1	0	3
Orlando Cepeda, R (1, 3) OBP: 0.332, SLG: 0.500		0-0 1-4-3			0-3 K		0-0 E5		0-0 E6	4	1	0	1	0	1	2
Jim Davenport, R (1, 4) OBP: 0.277, SLG: 0.333		0-0 1B			0-0 F5		0-0 SF8		0-0 2B	3	0	2	3	0	0	0
Tom Haller, L (1, 2) OBP: 0.333, SLG: 0.416		0-0 4-3			0-0 E6		0-3 K			3	0	0	0	0	1	2
Ernie Bowman, R (1, 6) OBP: 0.196, SLG: 0.220			0-0 G6-4-3 1B		0-0 4-3			0-0 5-3		3	0	1	0	0	0	1
Jack Sanford, R (1, 1) OBP: 0.197, SLG: 0.197 Al Stanek, L (7, 1)			0-3 K			0-3 K		0-0 6-3		2	0	0	0	0	2	1
Jack Fisher, R (8, 1) OBP: 0.207, SLG: 0.192 Joey Amalfitano, R (8, PH) OBP: 0.250, SLG: 0.224 Billy Hoelt, L (9, 1)										0	0	0	0	0	0	0

Inning Stats	R: 0	H: 0	E: 0	K: 1	S: 5	R: 0	H: 1	E: 0	K: 0	S: 4	R: 0	H: 1	E: 0	K: 1	S: 5	R: 0	H: 0	E: 0	K: 0	S: 2	R: 0	H: 0	E: 1	K: 1	S: 6	R: 0	H: 0	E: 0	K: 1	S: 5	R: 1	H: 0	E: 1	K: 1	S: 6	R: 0	H: 0	E: 0	K: 0	S: 3	R: 3	H: 1	E: 1	K: 0	S: 3	1B: 2	SF: 1	WP: 0	PA: 33
	LOB: 0	BB: 0	P: 5	LOB: 1	BB: 0	P: 4	LOB: 0	BB: 0	P: 5	LOB: 1	BB: 0	P: 6	LOB: 0	BB: 0	P: 6	LOB: 1	BB: 0	P: 6	LOB: 0	BB: 0	P: 3	LOB: 1	BB: 0	P: 6	LOB: 0	BB: 0	P: 5	LOB: 0	BB: 0	P: 5	LOB: 1	BB: 1	P: 10	LOB: 0	BB: 0	P: 3	LOB: 2	BB: 0	P: 5	SAC: 0	DP: 2	HBP: 3	PB: 0	SB: 1	CS: 0				

PITCHER	IP	WLS	BF	H	R	ER	SO	BB	IBB	HBP	BLK	WP	HR	S	P	ERA	WHIP	PITCHER	IP	WLS	BF	H	R	ER	SO	BB	IBB	HBP	BLK	WP	HR	S	P	ERA	WHIP										
Al Jackson, L (1, 1) ERA: 4.17	8.1	L	33	3	4	2	5	1	0	3	0	0	0	39	46	2.16	0.480																												

BOTTOM

New York Mets @ San Francisco Giants  
Candlestick Park, San Francisco, CA

Wed Jul 24 1963, 6:33 AM EDT  
Att. 11,236 - Unknown

AB	28
R	4
H	3
RBI	4
BB	1
SO	5
LOB	10



WP: 0	PA: 33
PB: 0	
SB: 1	
CS: 0	

1B: 2	SF: 1	WP: 0	PA: 33
2B: 1	SAC: 0	PB: 0	
3B: 0	DP: 2	SB: 1	
HR: 0	HBP: 3	CS: 0	

ERA	WHIP
-----	------

Batter	1	2	3	4	5	6	7	8	9	AB R H RBI BB SO LOB	TOP													
Joe Christopher, R (1, 9) OBP: 0.327, SLG: 0.341	0-3 K			0-0 1B 2B 1B	0-0 F8	0-0 F8		0-0 F6		5 1 1 0 0 1 2														
Rod Kanehl, R (1, 8) OBP: 0.252, SLG: 0.245	0-0 F8			0-0 2B 1B 1B	4-0 1B BB	0-0 4-3		0-0 F5		2 1 1 0 1 0 0														
Joe Hicks, L (6, PH) OBP: 0.255, SLG: 0.481										2 0 0 0 0 0 2														
Ron Hunt, R (1, 4) OBP: 0.337, SLG: 0.372	0-0 F7			0-0 1B 1B 2B	0-0 1B		0-0 F5		0-0 F9	5 1 2 1 0 0 0														
Frank Thomas, R (1, 3) OBP: 0.325, SLG: 0.393		0-0 6-3		0-0 1B 1B 1B	0-0 F6		0-0 4-3 1B		0-0 1-3	5 0 2 1 0 0 2														
Jim Hickman, R (1, 5) OBP: 0.303, SLG: 0.379		0-0 F7		0-0 F9	0-0 F5		0-0 4-3 1B		0-0 HR 1B	5 1 2 0 0 0 4														
Dick Smith, R (1, 7) Duke Snider, L (4, PH) OBP: 0.341, SLG: 0.453	0-3 K			0-0 BB 1B 1B	0-0 F6	0-0 4-3	0-0 4-3	0-0 HR	0-0 HR	1 0 0 0 0 1 0														
Norm Sherry, R (1, 2) OBP: 0.188, SLG: 0.194			0-0 5-3	0-3 K	0-0 F5	1-0 1B HBP	4-0 BB	0-0 G3	0-0 G3	2 0 0 0 0 1 2														
Choo-Choo Coleman, L (6, PR) OBP: 0.293, SLG: 0.219										1 1 0 0 1 0 0														
Larry Burright, R (1, 6) OBP: 0.317, SLG: 0.286			0-0 F8	4-0 1B BB	0-0 1B	0-0 1-3	0-0 1-3			3 0 1 0 1 0 3														
Galen Cisco, R (1, 1) OBP: 0.103, SLG: 0.077			0-0 5-3	0-0 F5	0-0 1B			0-0 F8		1 0 0 0 0 0 0														
Jay Hook, L (3, 1) OBP: 0.226, SLG: 0.214										1 0 0 0 0 0 3														
Jesse Gonder, L (6, PH) OBP: 0.348, SLG: 0.582										1 0 1 1 0 0 0														
Ken MacKenzie, R (6, 1)										0 0 0 0 0 0 0														
Ted Schreiber, R (8, PH) OBP: 0.227, SLG: 0.150										1 0 0 0 0 0 0														
Roger Craig, R (8, 1) OBP: 0.148, SLG: 0.109										0 0 0 0 0 0 0														
<b>Inning Stats</b>	R: 0 E: 0 K: 1 S: 5	H: 0 LOB: 0 BB: 0 P: 5	R: 0 E: 0 K: 1 S: 5	H: 0 LOB: 0 BB: 0 P: 5	R: 0 E: 0 K: 0 S: 3	H: 0 LOB: 0 BB: 0 P: 3	R: 3 E: 0 K: 1 S: 10	H: 5 LOB: 3 BB: 1 P: 14	R: 0 E: 0 K: 0 S: 4	H: 1 LOB: 2 BB: 1 P: 8	R: 1 E: 0 K: 0 S: 5	H: 2 LOB: 2 BB: 0 P: 6	R: 0 E: 0 K: 0 S: 5	H: 2 LOB: 3 BB: 1 P: 9	R: 0 E: 0 K: 0 S: 3	H: 0 LOB: 0 BB: 0 P: 3	R: 2 E: 0 K: 0 S: 5	H: 2 LOB: 0 BB: 0 P: 5	1B: 10 2B: 1 3B: 0 HR: 1	SF: 0 SAC: 0 DP: 0 HBP: 1	WP: 0 PB: 0 SB: 0 CS: 0	PA: 43		
<b>PITCHER</b>	IP WLS BF H R ER SO BB IBB HBP BLK WP HR S P ERA WHIP																							
Billy Pierce, L (1, 1) ERA: 4.01	3.0		13	4	3	3	2	0	0	0	0	0	0	17	17	9.00	1.333							
Bobby Bolin, R (4, 1) ERA: 2.3	3.1	W	19	6	1	1	1	2	0	1	0	0	0	18	27	2.70	2.400							
Billy Hoelt, L (7, 1) ERA: 4.5	2.2	S	11	2	2	2	0	1	0	0	0	0	1	10	14	6.75	1.125							

**New York Mets @ San Francisco Giants**  
**Candlestick Park, San Francisco, CA**

Thu Jul 25 1963, 6:33 AM EDT  
 Att: 10,514 - Unknown

livebaseballscorecards.com

AB	39
R	6
H	12
RBI	6
BB	3
SO	3
LOB	20



Batter	1	2	3	4	5	6	7	8	9	AB	R	H	RBI	BB	SO	LOB
Harvey Kuenn, R (1, 7) OBP: 0.367, SLG: 0.440	0-0 FC 2B 1B	0-0 G3-6-3 1-2f			4-0 1B HR BB	0-0 F7		0-0 F4		4	2	1	0	1	0	3
Chuck Hiller, L (1, 4) OBP: 0.237, SLG: 0.231	0-0 FC 2B 1-2		0-0 1B 1B		0-0 F2		0-0 4-3		4	2	1	0	0	0	0	2
Willie McCovey, L (1, 3) OBP: 0.376, SLG: 0.600	0-0 2B 2B 1-H 2-H		0-0 1B 1B G4-6-3 1-3		0-0 HR 1B 1-3		0-0 F8		4	2	3	2	0	0	0	0
Willie Mays, R (1, 8) OBP: 0.359, SLG: 0.507	0-0 5-3		0-0 1B G4-6-3 1-2 3-H		0-0 HR 1-H 3-H		0-0 1B 2B		4	2	3	4	0	0	0	1
Ed Bailey, L (1, 2) OBP: 0.363, SLG: 0.497	0-0 F9		0-0 G4-6-3 1-2f 2-3		4-0 BB F9-3		0-0 1B 2-H		3	0	1	1	1	0	3	3
Felipe Alou, R (1, 9) OBP: 0.311, SLG: 0.469	0-0 2B 2-H		0-3 K		0-0 F9-3 1-2		0-0 F2		4	0	1	1	0	1	3	3
Jim Davenport, R (1, 5) OBP: 0.274, SLG: 0.329	0-0 G3			0-0 F7		0-0 F7		0-0 F8		4	0	0	0	0	0	1
Ernie Bowman, R (1, 6) OBP: 0.200, SLG: 0.222		0-0 5-3		0-0 F7		0-0 SH1-4 1B		0-0 6-3		4	0	1	0	0	0	0
Billy Pierce, L (1, 1) OBP: 0.200, SLG: 0.130		0-0		0-3 K		0-0 SH1-4 1-2		4-0 BB		1	0	1	0	0	0	0
Bobby Bolin, R (4, 1) OBP: 0.190, SLG: 0.056									1	0	0	0	0	0	1	0
Billy Hoefl, L (7, 1)									0	0	0	0	0	1	0	0

Inning Stats	R: 3	H: 3	E: 0	K: 0	S: 7	LOB: 1	BB: 0	P: 7	R: 0	H: 1	E: 0	K: 0	S: 3	LOB: 0	BB: 0	P: 3	R: 1	H: 3	E: 0	K: 1	S: 7	LOB: 1	BB: 0	P: 7	R: 0	H: 0	E: 0	K: 1	S: 5	LOB: 0	BB: 0	P: 5	R: 3	H: 2	E: 0	K: 0	S: 4	LOB: 0	BB: 2	P: 12	R: 0	H: 1	E: 0	K: 0	S: 4	LOB: 1	BB: 0	P: 4	R: 1	H: 2	E: 0	K: 0	S: 5	LOB: 1	BB: 0	P: 5	R: 0	H: 0	E: 0	K: 0	S: 3	LOB: 1	BB: 1	P: 7
--------------	------	------	------	------	------	--------	-------	------	------	------	------	------	------	--------	-------	------	------	------	------	------	------	--------	-------	------	------	------	------	------	------	--------	-------	------	------	------	------	------	------	--------	-------	-------	------	------	------	------	------	--------	-------	------	------	------	------	------	------	--------	-------	------	------	------	------	------	------	--------	-------	------

PITCHER	IP	WLS	BF	H	R	ER	SO	BB	IBB	HBP	BLK	WP	HR	S	P	ERA	WHIP
Galen Cisco, R (1, 1) ERA: 4.92	2.0	L	13	7	4	4	0	0	0	0	0	0	0	13	13	18.00	3.500
Jay Hook, R (3, 1) ERA: 5.88	3.0		11	2	3	3	2	2	0	0	0	0	1	13	21	9.00	1.333
Ken MacKenzie, L (6, 1) ERA: 5.0	2.0		9	3	1	1	0	0	0	0	0	0	0	9	9	4.50	1.500
Roger Craig, R (8, 1) ERA: 4.05	1.0		4	0	0	0	0	1	0	0	0	0	0	3	7	0.00	1.000


**BOTTOM**

**New York Mets @ San Francisco Giants**  
Candlestick Park, San Francisco, CA

Thu Jul 25 1963, 6:33 AM EDT  
Att. 10,514 - Unknown

AB	33
R	8
H	12
RBI	8
BB	3
SO	2
LOB	13

livebaseballscorecards.com



WP	HR	S	P	ERA	WHIP
0	0	3	7	0.00	1.000



Batter	1	2	3	4	5	6	7	8	9	AB R H RBI BB SO LOB
Harvey Kuenn, R (1, 7) OBP: 0.367, SLG: 0.439	0-0 G4-6-3 SH 1B	0-0 CS 1-2	0-0 FC3-6 1B	0-0 FC6 1-2f			0-0 1-3		0-0 P4	5 0 2 0 0 0 2
Chuck Hiller, L (1, 4) OBP: 0.241, SLG: 0.248	0-0 SH G4-6-3 1-2		0-0 FC3-6 1B				0-0 3-1		0-0 F7 1-H	4 1 2 2 0 0 0
Willie McCovey, L (1, 3) OBP: 0.375, SLG: 0.605	0-0 G4-6-3 1-2f 2-3		0-0 FC3-6				0-0 4-3			4 1 1 1 0 0 4
Willie Mays, R (1, 8) OBP: 0.355, SLG: 0.501	0-0 F2		0-0 F4				0-0 F6		0-0 F7	4 0 0 0 0 0 3
Ed Bailey, L (1, 2) OBP: 0.370, SLG: 0.500										3 1 2 0 1 0 2
Jose Pagan, R (8, PR) (9, 6) OBP: 0.248, SLG: 0.243		HR 1B	L4					BB BB BB 6-3 BB		0 0 0 0 0 0 0
Felipe Alou, R (1, 9) OBP: 0.308, SLG: 0.464		0-0 F8		0-0 6-3			0-0 1-3		0-0 6-3 1-2	4 0 0 0 0 0 3
Jim Davenport, R (1, 5) OBP: 0.280, SLG: 0.340				BB BB BB 4-0 5-3 1B 1-H BB			0-3 K		4-0 IBB	2 2 1 2 2 1 0
Ernie Bowman, R (1, 6) OBP: 0.190, SLG: 0.211		0-0 4-3		0-0 5-3			0-0 4-3		0-0 5-3	3 0 0 0 0 0 1
Tom Haller, L (8, PH) (9, 2) OBP: 0.332, SLG: 0.414				1-2						1 0 0 0 0 0 2
Billy O'Dell, S (1, 1) OBP: 0.246, SLG: 0.259										1 0 1 0 0 0 0
Matty Alou, L (4, PH) OBP: 0.164, SLG: 0.154										1 0 1 1 0 0 0
Jim Duffalo, R (5, 1) OBP: 0.125, SLG: 0.125										1 0 0 0 0 0 0
Billy Hoelt, L (8, 1)										0 0 0 0 0 0 0
Jack Fisher, R (8, 1) OBP: 0.207, SLG: 0.192										0 0 0 0 0 0 0
Orlando Cepeda, R (9, PH) OBP: 0.331, SLG: 0.501				2-H FC6 1B					0-0 HR 1B	1 1 1 0 0 0 0

Inning Stats	R: 0	H: 1	E: 1	K: 0	S: 4	H: 1	LOB: 1	BB: 0	P: 4	R: 2	H: 3	E: 0	K: 0	S: 5	H: 2	LOB: 2	BB: 0	P: 5	R: 0	H: 2	E: 0	K: 0	S: 5	R: 1	H: 1	E: 0	K: 0	S: 4	H: 1	LOB: 1	BB: 1	P: 8	R: 1	H: 2	E: 0	K: 0	S: 5	R: 0	H: 0	E: 0	K: 1	S: 5	H: 0	LOB: 0	BB: 0	P: 5	R: 0	H: 0	E: 0	K: 0	S: 3	R: 0	H: 0	E: 0	K: 0	S: 3	R: 0	H: 0	E: 0	K: 0	S: 3	R: 2	H: 2	E: 0	K: 0	S: 3	1B: 8	2B: 0	3B: 0	HR: 3	SF: 0	SAC: 1	DP: 1	HBP: 0	WP: 0	PA: 39
--------------	------	------	------	------	------	------	--------	-------	------	------	------	------	------	------	------	--------	-------	------	------	------	------	------	------	------	------	------	------	------	------	--------	-------	------	------	------	------	------	------	------	------	------	------	------	------	--------	-------	------	------	------	------	------	------	------	------	------	------	------	------	------	------	------	------	------	------	------	------	------	-------	-------	-------	-------	-------	--------	-------	--------	-------	--------

PITCHER	IP	WLS	BF	H	R	ER	SO	BB	IBB	HBP	BLK	WP	HR	S	P	ERA	WHIP
Don Cardwell, R (1, 1) ERA: 3.65	5.0		24	9	4	4	0	1	0	0	0	0	2	23	27	7.20	2.000
Al McBean, R (6, 1) ERA: 2.21	2.0		6	0	0	0	1	0	0	0	0	0	0	8	8	0.00	0.000
Roy Face, R (8, 1) ERA: 3.6	1.1	L	8	2	2	2	0	1	1	0	0	0	1	6	14	13.50	2.250


**BOTTOM**

**Pittsburgh Pirates @ San Francisco Giants**  
Candlestick Park, San Francisco, CA

Fri Jul 26 1963, 10:05 PM EDT  
Att. 27,017 - Unknown

livebaseballscorecards.com

<b>AB</b>	<b>34</b>
<b>R</b>	<b>6</b>
<b>H</b>	<b>11</b>
<b>RBI</b>	<b>6</b>
<b>BB</b>	<b>3</b>
<b>SO</b>	<b>1</b>
<b>LOB</b>	<b>17</b>



Batter	1	2	3	4	5	6	7	8	9	AB R H RBI BB SO LOB	TOP																						
<b>Bob Bailey, R</b> (1, 5) OBP: 0.312, SLG: 0.341	0-0 1-3			0-0 FC3-6 1B		0-0 FC6 1B		0-0 F3		4 0 2 0 0 0 1																							
<b>Bill Virdon, L</b> (1, 8) OBP: 0.299, SLG: 0.343	0-0 6-3			0-0 FC3-6 K2-6-2 1-2f		0-0 FC6 1-2f			0-3 K	4 0 0 0 0 1 3																							
<b>Roberto Clemente, R</b> (1, 9) OBP: 0.360, SLG: 0.483	0-0 6-3			0-3 K2-6-2 1-2f			0-3 K		0-3 K	4 0 0 0 0 3 1																							
<b>Bill Mazerowski, R</b> (1, 4) OBP: 0.320, SLG: 0.407		0-0 6-3			0-0 4-3		0-0 4-3		0-0 6-3	4 0 0 0 0 0 0																							
<b>Willie Stargell, L</b> (1, 7) OBP: 0.276, SLG: 0.378		0-0 F4			0-3 K		0-0 HR			3 1 1 1 0 1 0																							
<b>Smoky Burgess, L</b> (1, 2) OBP: 0.335, SLG: 0.389		0-3 K			0-0 6-3		0-0 F8			3 0 0 0 0 1 0																							
<b>Donn Clendenon, R</b> (1, 3) OBP: 0.354, SLG: 0.480			0-0 L1			0-0 F9		0-0 G4-3 2B		3 0 1 0 0 0 0																							
<b>Johnny Logan, R</b> (1, 6) OBP: 0.312, SLG: 0.252			0-0 F8			0-0 1B 1B		0-0 G4-3 1B		3 0 2 0 0 0 0																							
<b>Bob Friend, R</b> (1, 1) OBP: 0.111, SLG: 0.097			0-0 6-3			0-3 K		0-0 G4-3 1-2f 2-3		2 0 0 0 0 1 1																							
<b>Jerry Lynch, L</b> (8, PH) OBP: 0.351, SLG: 0.477										1 0 0 0 0 0 2																							
<b>Al McBean, R</b> (8, 1) OBP: 0.185, SLG: 0.296										0 0 0 0 0 0 0																							
<b>Harvey Haddix, L</b> (8, 1) OBP: 0.182, SLG: 0.400										0 0 0 0 0 0 0																							
<b>Tommie Sisk, R</b> (8, 1)										0 0 0 0 0 0 0																							
<b>Inning Stats</b>	R: 0 E: 0 K: 0 S: 3	H: 0 LOB: 0 BB: 0 P: 3	R: 0 E: 0 K: 1 S: 5	H: 0 LOB: 0 BB: 0 P: 5	R: 0 E: 0 K: 0 S: 3	H: 0 LOB: 0 BB: 0 P: 3	R: 0 E: 0 K: 1 S: 5	H: 1 LOB: 1 BB: 0 P: 5	R: 0 E: 0 K: 1 S: 5	H: 0 LOB: 0 BB: 0 P: 5	R: 0 E: 0 K: 1 S: 7	H: 2 LOB: 2 BB: 0 P: 7	R: 1 E: 0 K: 1 S: 6	H: 1 LOB: 0 BB: 0 P: 6	R: 0 E: 0 K: 0 S: 4	H: 2 LOB: 1 BB: 0 P: 4	R: 0 E: 0 K: 2 S: 7	H: 0 LOB: 0 BB: 0 P: 7	1B: 4 2B: 2 3B: 0 HR: 1	SF: 0 SAC: 0 DP: 2 HBP: 0	WP: 0 PB: 0 SB: 0 CS: 0	PA: 31											
<b>PITCHER</b> <b>Juan Marichal, R</b> (1, 1) ERA: 2.04	IP 9.0	WLS W	BF 31	H 6	R 1	ER 1	SO 7	BB 0	IBB 0	HBP 0	BLK 0	WP 0	HR 1	S 45	P 45	ERA 1.00	WHIP 0.667																
											<b>PITCHER</b>	IP	WLS	BF	H	R	ER	SO	BB	IBB	HBP	BLK	WP	HR	S	P	ERA	WHIP					

Pittsburgh Pirates @ San Francisco Giants  
Candlestick Park, San Francisco, CA

Sat Jul 27 1963, 6:33 AM EDT  
Att. 23,021 - Unknown

AB	31
R	1
H	6
RBI	1
BB	0
SO	7
LOB	8



WP: 0	PA: 31
PB: 0	
SB: 0	
CS: 0	

livebaseballscorecards.com

Batter	1	2	3	4	5	6	7	8	9
Harvey Kuenn, R (1, 9) OBP: 0.365, SLG: 0.436	0-0 E6 G4-6-3 1B		0-0 G6-4-3 1B			0-0 1-3		0-0 F9	
Chuck Hiller, L (1, 4) OBP: 0.245, SLG: 0.252	0-0 G4-6-3 1B		0-0 G6-4-3 1-2f			0-0 F5		0-0 3-H BB 1B	
Willie McCovey, L (1, 7) OBP: 0.373, SLG: 0.599	0-0 G4-6-3 1-2f 2-3		0-0 F9			0-3 K		4-0 BB 1B	
Willie Mays, R (1, 8) OBP: 0.352, SLG: 0.496	0-0 4-3			0-0 1-3			0-0 F9	0-0 G6-4-3 1-2f	
Ed Bailey, L (1, 2) OBP: 0.369, SLG: 0.497		0-0 1B SF8 1B		0-3 K			0-0 L3		
Orlando Cepeda, R (1, 3) OBP: 0.337, SLG: 0.503		0-0 1-3 1B		0-0 F9			0-0 1B		
Jim Davenport, R (1, 5) OBP: 0.277, SLG: 0.337		0-3 K			0-0 1-3		0-0 4-3		
Jose Pagan, R (1, 6) OBP: 0.249, SLG: 0.244		0-0 SF8 3-H			0-0 6-3			0-0 E8 SH 1B	
Juan Marichal, R (1, 1) OBP: 0.155, SLG: 0.157		0-0 F4			0-0 5-3			0-0 SH E 2-H	

Inning Stats	R: 0	H: 1	E: 1	LOB: 1	K: 0	BB: 0	S: 4	P: 4
	R: 1	H: 2	E: 0	LOB: 1	K: 1	BB: 0	S: 7	P: 7
	R: 0	H: 1	E: 0	LOB: 0	K: 0	BB: 0	S: 3	P: 3
	R: 0	H: 0	E: 0	LOB: 0	K: 1	BB: 0	S: 5	P: 5
	R: 0	H: 0	E: 0	LOB: 0	K: 0	BB: 0	S: 3	P: 3
	R: 0	H: 0	E: 0	LOB: 0	K: 1	BB: 0	S: 5	P: 5
	R: 0	H: 1	E: 0	LOB: 1	K: 0	BB: 0	S: 4	P: 4
	R: 2	H: 2	E: 3	LOB: 1	K: 0	BB: 1	S: 5	P: 9

PITCHER	IP	WLS	BF	H	R	ER	SO	BB	IBB	HBP	BLK	WP	HR	S	P	ERA	WHIP
Bob Friend, R (1, 1) ERA: 1.97	7.0		25	5	1	1	3	0	0	0	0	0	0	31	31	1.29	0.714
Al McBean, R (8, 1) ERA: 2.3	0.1	L	3	1	2	1	0	0	0	0	0	0	0	3	3	27.00	3.000
Harvey Haddix, L (8, 1) ERA: 4.01	0.0		2	1	0	0	0	1	0	0	0	0	0	1	5	∞	∞
Tommie Sisk, R (8, 1) ERA: 3.35	0.2		1	0	0	0	0	0	0	0	0	0	0	1	1	0.00	0.000

AB R H RBI BB SO LOB

4	0	1	0	0	0	0
4	0	2	0	0	0	1
3	0	0	0	1	1	2
4	0	0	0	0	0	3
3	1	1	0	0	1	0
3	0	2	0	0	0	0
3	0	0	0	0	1	3
2	1	1	1	0	0	0
2	1	0	0	0	0	1

AB	R	H	RBI	BB	SO	LOB
28	3	7	1	1	3	10

WP	PA
0	31

**Pittsburgh Pirates @ San Francisco Giants**  
 Candlestick Park, San Francisco, CA  
 Sat Jul 27 1963, 6:33 AM EDT  
 Att. 23,021 - Unknown

livebaseballscorecards.com



Batter	1	2	3	4	5	6	7	8	9	AB R H RBI BB SO LOB	TOP	
Bob Bailey, R (1, 5) OBP: 0.314, SLG: 0.343	0-0 5-3 1B		0-0 FC1-5 1B		0-0 F5			0-0 F6		4 1 2 0 0 0 0	<b>Pittsburgh Pirates @ San Francisco Giants</b> Candlestick Park, San Francisco, CA Sun Jul 28 1963, 6:33 AM EDT Att: 32,412 - Unknown <a href="http://livebaseballscorecards.com">livebaseballscorecards.com</a>	
Bill Virdon, L (1, 8) OBP: 0.298, SLG: 0.341	0-0 5-3		0-0 FC1-5 G6-3		0-0		0-0 F7		4 0 1 0 0 0 3			
Roberto Clemente, R (1, 9) OBP: 0.361, SLG: 0.483	0-0 FC4-6 1B		0-0 G6-3		0-0 4-3		0-0 FC6-4 1B		4 0 2 1 0 0 3			
Bill Mazerowski, R (1, 4) OBP: 0.317, SLG: 0.402	0-0 FC4-6			0-0 F8		0-0 5-3		0-0 FC6-4	4 0 0 0 0 0 2			
Willie Stargell, L (1, 7) OBP: 0.271, SLG: 0.371	0-3 K			0-0 F9		0-0 4-3		0-3 K	4 0 0 0 0 2 1			
Smoky Burgess, L (1, 2) OBP: 0.338, SLG: 0.388		0-0 FC5-4 1B		4-0 1B BB		0-0 F5		0-0 F7	3 0 1 0 1 0 0			
Donn Clendenon, R (1, 3) OBP: 0.353, SLG: 0.477		0-0 FC5-4 CS		0-0 FC6-4 1B		0-0 F3		0-3 K	4 0 1 0 0 1 1			
Johnny Logan, R (1, 6) OBP: 0.305, SLG: 0.246		0-3 K		0-0 FC6-4		0-0 F7			3 0 0 0 0 1 3			
Don Schwall, R (1, 1) OBP: 0.200, SLG: 0.184 Harvey Haddix, L (7, 1) OBP: 0.182, SLG: 0.400 Roy Face, R (7, 1)			0-0 FC1-5 1B		0-0 6-3		0-0 6-3		3 0 1 0 0 0 0 0 0 0 0 0 0 0 0 0 0 0 0 0 0			
<b>Inning Stats</b>	R: 1 H: 2 E: 0 LOB: 1 K: 1 BB: 0 S: 7 P: 7	R: 0 H: 1 E: 0 LOB: 1 K: 1 BB: 0 S: 5 P: 5	R: 0 H: 2 E: 0 LOB: 1 K: 0 BB: 0 S: 4 P: 4	R: 0 H: 1 E: 0 LOB: 2 K: 0 BB: 1 S: 4 P: 8	R: 0 H: 1 E: 0 LOB: 1 K: 0 BB: 0 S: 4 P: 4	R: 0 H: 0 E: 0 LOB: 0 K: 0 BB: 0 S: 3 P: 3	R: 0 H: 0 E: 0 LOB: 0 K: 0 BB: 0 S: 3 P: 3	R: 0 H: 1 E: 0 LOB: 1 K: 2 BB: 0 S: 4 P: 4	R: 0 H: 0 E: 0 LOB: 0 K: 2 BB: 0 S: 7 P: 7	1B: 8 SF: 0 2B: 1 SAC: 0 3B: 0 DP: 2 HR: 0 HBP: 0	WP: 0 PA: 34 PB: 0 SB: 0 CS: 1	
<b>PITCHER</b> Jack Sanford, R (1, 1) ERA: 3.4	IP WLS BF H R ER SO BB IBB HBP BLK WP HR S P ERA WHIP	9.0 W 34 8 1 1 4 1 0 0 0 0 0 0 41 45 1.00 1.000										

AB	33
R	1
H	8
RBI	1
BB	1
SO	4
LOB	13





Batter	1	2	3	4	5	6	7	8	9
Harvey Kuenn, R (1, 9) OBP: 0.365, SLG: 0.435 Felipe Alou, R (8, 9) OBP: 0.310, SLG: 0.464	0-0 6-3		0-0 L6 WP 1B		0-0 F9		0-0 SH3-4 1-2	1-0 HBP	
Chuck Hiller, L (1, 4) OBP: 0.252, SLG: 0.256	0-0 BB 1B		4-0 1-2 BB			0-0 F7	0-0 BB 1B	0-0 G3	
Willie McCovey, L (1, 7) OBP: 0.375, SLG: 0.596	4-0 1-2 BB G6-4-3		0-0 L6 2-3			1-0 HR HBP	0-0 F6		
Willie Mays, R (1, 8) OBP: 0.353, SLG: 0.503	0-0 G6-4-3 1-2f		0-0 F7			0-0 1-H HR	4-0 BB IBB		
Orlando Cepeda, R (1, 3) OBP: 0.341, SLG: 0.503		0-0 4-1 1B		1-0 G6-4-3 HBP		0-0 L5	4-0 1-2 2-3 3-H BB		
Tom Haller, L (1, 2) OBP: 0.330, SLG: 0.416		0-0 4-1		0-0 F7		0-0 2B	0-3 K		
Jim Davenport, R (1, 5) OBP: 0.280, SLG: 0.337		0-0 F4		0-0 G6-4-3 1-2f		4-0 FC5-4 IBB		0-0 G3 1B	
Jose Pagan, R (1, 6) OBP: 0.249, SLG: 0.242		4-0 BB			0-0 6-3	0-0 FC5-4		0-0 G3	
Jack Sanford, R (1, 1) OBP: 0.200, SLG: 0.188		0-0 4-3			0-0 6-3		4-0 1B SH3-4 BB BB	0-0 5-3	

AB	R	H	RBI	BB	SO	LOB
3	0	1	0	0	0	0
0	0	0	0	0	0	0
4	0	2	0	1	0	2
2	1	0	0	1	0	4
3	1	1	2	1	0	3
2	0	1	1	1	0	0
4	0	1	0	0	1	5
3	0	1	0	1	0	2
3	0	0	0	1	0	3
3	1	0	0	1	0	3

**BOTTOM**

**Pittsburgh Pirates @ San Francisco Giants**  
 Candlestick Park, San Francisco, CA  
 Sun Jul 28 1963, 6:33 AM EDT  
 Att. 32,412 - Unknown

[livebaseballscorecards.com](http://livebaseballscorecards.com)

<b>AB</b>	<b>27</b>
<b>R</b>	<b>3</b>
<b>H</b>	<b>7</b>
<b>RBI</b>	<b>3</b>
<b>BB</b>	<b>7</b>
<b>SO</b>	<b>1</b>
<b>LOB</b>	<b>22</b>



Inning Stats														
R	H	E	K	S	P	IP	WLS	BF	H	R	ER	SO	BB	IBB
0	1	0	0	3	7	6.1	L	29	6	3	3	0	4	1
0	1	0	0	4	7	0.1		1	0	0	0	0	0	0
0	1	0	0	1	7	1.1		8	1	0	0	1	1	1
0	0	0	0	3	3	0.0		0	0	0	0	0	0	0
0	0	0	0	2	3	0.0		0	0	0	0	0	0	0
2	2	0	0	5	10	4.26		18	0	2	2	0	0	0
1	1	0	1	6	18	4.26		18	1	3	3	0	0	0
0	1	0	0	4	5	0.00		0	0	0	0	0	0	0
0	1	0	0	3	5	0.00		0	0	0	0	0	0	0

WP	HR	S	P	ERA	WHIP
1	0	3	3	2.53	1.579
0	0	0	1	3.99	0.000
0	0	1	16	3.48	1.500

Batter	1	2	3	4	5	6	7	8	9	AB R H RBI BB SO LOB	TOP																									
Bob Bailey, R (1, 5) OBP: 0.315, SLG: 0.340	0-0 6-3	4-0 1B 1B BB		0-0 F9		4-0 1B BB		0-0 F9		3 1 0 0 2 0 0																										
Bill Virdon, L (1, 8) OBP: 0.303, SLG: 0.345	0-0 2B 1B	0-0 1B 1B		0-0 F7		0-0 1B		0-0 F8		5 0 3 2 0 0 0																										
Roberto Clemente, R (1, 9) OBP: 0.364, SLG: 0.488	0-0 1-3 2B	0-0 1-3 2-H 3-H 1B			0-0 FC6-4 1B	4-3		0-0 6-3		5 0 3 2 0 0 2																										
Jerry Lynch, L (1, 7) OBP: 0.346, SLG: 0.468	0-3 K	0-0 F7			0-3 K		0-0 P6		0-0 1B	5 0 1 0 0 2 5																										
Smoky Burgess, L (1, 2) OBP: 0.339, SLG: 0.388	0-0 4-3		0-0 1B		0-0 F9		0-0 1B	0-0 F8		5 0 2 0 0 0 4																										
Bill Mazeroski, R (1, 4) OBP: 0.313, SLG: 0.397		0-0 6-3	0-0 F8		0-0 FC6-4 1-2f		0-0 P3			4 0 0 0 0 0 3																										
Donn Clendenon, R (1, 3) OBP: 0.349, SLG: 0.472		0-0 6-3	0-0 F8			0-0 6-3	0-0 F7			4 0 0 0 0 0 2																										
Johnny Logan, R (1, 6) OBP: 0.303, SLG: 0.239		4-0 1B 1B BB	0-0 2-3			0-0 6-3		0-0 6-3		3 1 0 0 1 0 1																										
Earl Francis, R (1, 1) OBP: 0.400, SLG: 0.550 Vern Law, R (3, 1) OBP: 0.217, SLG: 0.217 Tommy Sisk, R (5, 1) Manny Mota, R (6, PH) OBP: 0.382, SLG: 0.375 Bob Veale, S (6, 1) Ron Brand, R (8, PH) OBP: 0.364, SLG: 0.368 Al McBean, R (8, 1) OBP: 0.185, SLG: 0.296		0-0 1B 1B		0-0 4-3		0-0 1B BB		0-0 F7		1 1 1 0 0 0 0 1 0 0 0 0 0 0 0 0 0 0 0 0 0 1 1 1 0 0 0 0 0 0 0 0 0 0 0 1 0 0 0 0 0 0 0 0 0 0 0 0 0																										
<b>Inning Stats</b>	R: 0 E: 0 K: 1 S: 7	H: 2 LOB: 2 BB: 0 P: 7	R: 3 E: 0 K: 0 S: 6	H: 3 LOB: 2 BB: 2 P: 14	R: 0 E: 0 K: 0 S: 4	H: 1 LOB: 1 BB: 0 P: 4	R: 0 E: 0 K: 0 S: 3	H: 0 LOB: 0 BB: 0 P: 3	R: 0 E: 0 K: 1 S: 6	H: 1 LOB: 1 BB: 0 P: 6	R: 1 E: 0 K: 0 S: 5	H: 2 LOB: 2 BB: 1 P: 9	R: 0 E: 0 K: 0 S: 4	H: 1 LOB: 1 BB: 0 P: 4	R: 0 E: 0 K: 0 S: 3	H: 0 LOB: 0 BB: 0 P: 3	R: 0 E: 0 K: 0 S: 4	H: 1 LOB: 1 BB: 0 P: 4	1B: 10 2B: 1 3B: 0 HR: 0	SF: 0 SAC: 0 DP: 0 HBP: 0	WP: 0 PB: 0 SB: 0 CS: 0	PA: 41														
<b>PITCHER</b>	IP WLS BF H R ER SO BB IBB HBP BLK WP HR S P ERA WHIP																																			
Gaylord Perry, R (1, 1) ERA: 4.05	2.0		14	6	3	3	1	2	0	0	0	0	0	14	22	13.50	4.000																			
Jim Duffalo, R (3, 1) ERA: 3.09	3.0	W	10	1	0	0	1	0	0	0	0	0	0	12	12	0.00	0.333																			
Jack Fisher, R (6, 1) ERA: 3.72	1.0		6	2	1	1	0	1	0	0	0	0	0	5	9	9.00	3.000																			
Billy Pierce, L (7, 1) ERA: 3.86	3.0	S	11	2	0	0	0	0	0	0	0	0	0	11	11	0.00	0.667																			

**Pittsburgh Pirates @ San Francisco Giants**  
 Candlestick Park, San Francisco, CA  
 Mon Jul 29 1963, 6:33 AM EDT  
 Att: 12,089 - Unknown

AB	38
R	4
H	11
RBI	4
BB	3
SO	2
LOB	17



Batter	1	2	3	4	5	6	7	8	9
Harvey Kuenn, R (1, 9) OBP: 0.363, SLG: 0.432 Billy Pierce, L (7, 1) OBP: 0.192, SLG: 0.125	0-0 5-3 ①		0-0 F8 ①		0-0 BB HR 1B	0-0 FC5 ①		0-0 4-3 ③	
Chuck Hiller, L (1, 4) OBP: 0.252, SLG: 0.268	0-0 F8 ②		0-0 HR ②		0-0 F8 ②	0-0 F9 ②			
Willie McCovey, L (1, 7) OBP: 0.376, SLG: 0.594	0-0 FC6-4 1B		0-0 F9 ②		4-0 BB HR BB	0-3 K ③			
Willie Mays, R (1, 8) OBP: 0.355, SLG: 0.509	0-0 FC6-4 ③		0-0 F7 ③		0-0 HR ③		4-0 K BB		
Ed Bailey, L (1, 2) OBP: 0.371, SLG: 0.498		0-0 G5-3 BB 1B		0-0 4-3 ①	0-0 1B 1B		0-3 K ① ②		
Orlando Cepeda, R (1, 3) OBP: 0.345, SLG: 0.504		4-0 BB BB BB 1-2 1B BB		0-0 F8 ②	0-0 1-2 1B		0-0 1B		
Jim Davenport, R (1, 5) OBP: 0.279, SLG: 0.339		0-0 G5-3 ① ② 1-2 2-3f		0-0 2B	0-0 5-3 ③		0-0 4-3 ③		
Jose Pagan, R (1, 6) OBP: 0.255, SLG: 0.249		0-0 2-H 1B		0-0 6-3 ③		0-0 1B FC5 2B		4-0 BB BB BB G5-4-3 BB	
Gaylord Perry, R (1, 1) OBP: 0.231, SLG: 0.308 Jim Duffalo, R (3, 1) OBP: 0.125, SLG: 0.125 Matty Alou, L (5, PH) OBP: 0.162, SLG: 0.152 Jack Fisher, R (6, 1) OBP: 0.207, SLG: 0.192 Felipe Alou, R (6, PH) OBP: 0.311, SLG: 0.464 (7, 9)		0-3 K ③			0-0 P3 ①	0-0 FC5 1B 2-3		0-0 G5-4-3 ① ② 1-2f	

Inning Stats	R: 0 E: 0 K: 0 S: 4	H: 1 LOB: 1 BB: 0 P: 4	R: 1 E: 0 K: 1 S: 6	H: 2 LOB: 1 BB: 1 P: 10	R: 1 E: 0 K: 0 S: 4	H: 1 LOB: 0 BB: 0 P: 4	R: 0 E: 0 K: 0 S: 4	H: 1 LOB: 1 BB: 0 P: 4	R: 3 E: 0 K: 1 S: 7	H: 4 LOB: 2 BB: 1 P: 11	R: 0 E: 0 K: 1 S: 7	H: 2 LOB: 2 BB: 0 P: 7	R: 0 E: 0 K: 1 S: 5	H: 1 LOB: 1 BB: 1 P: 9	R: 0 E: 0 K: 0 S: 2	H: 0 LOB: 0 BB: 1 P: 6
1B: 8 2B: 2 3B: 0 HR: 2	SF: 0 SAC: 0 DP: 2 HBP: 0	WP: 0 PA: 37	ERA WHIP	ERA WHIP	ERA WHIP	ERA WHIP	ERA WHIP	ERA WHIP	ERA WHIP	ERA WHIP	ERA WHIP	ERA WHIP	ERA WHIP	ERA WHIP	ERA WHIP	ERA WHIP

PITCHER	IP	WLS	BF	H	R	ER	SO	BB	IBB	HBP	BLK	WP	HR	S	P	ERA	WHIP
Earl Francis, R (1, 1) ERA: 4.98	2.0		9	3	1	1	1	1	1	0	0	0	0	10	14	4.50	2.000
Vern Law, R (3, 1) ERA: 5.06	2.2	L	14	5	4	4	0	1	0	0	0	0	2	13	17	13.50	2.250
Tommie Sisk, R (5, 1) ERA: 3.33	0.1		2	1	0	0	0	0	0	0	0	0	0	2	2	0.00	3.000
Bob Veale, L (6, 1) ERA: 0.9	2.0		9	3	0	0	2	1	0	0	0	0	0	12	16	0.00	2.000
Al McBean, R (8, 1) ERA: 2.27	1.0		3	0	0	0	0	1	0	0	0	0	0	2	6	0.00	1.000

**BOTTOM**

AB	R	H	RBI	BB	SO	LOB
4	1	1	0	0	0	2
1	0	0	0	0	0	0
4	1	1	1	0	0	3
3	1	1	0	1	1	2
3	1	1	3	1	0	1
4	0	2	0	0	1	1
3	1	2	0	1	0	0
4	0	1	0	0	0	5
3	0	2	1	1	0	1
1	0	0	0	0	1	1
0	0	0	0	0	0	0
1	0	0	0	0	0	0
0	0	0	0	0	0	0
2	0	1	0	0	0	1

AB	33
R	5
H	12
RBI	5
BB	4
SO	3
LOB	17



WP	PA	ERA	WHIP
0	37		
0			
0			
0			
0			

**Pittsburgh Pirates @ San Francisco Giants**  
**Candlestick Park, San Francisco, CA**  
 Mon Jul 29 1963, 6:33 AM EDT  
 Att. 12,089 - Unknown

Batter	1	2	3	4	5	6	7	8	9	AB R H RBI BB SO LOB	TOP													
Tony Taylor, R (1, 4) OBP: 0.338, SLG: 0.362	0-0 S 1B		0-0 F9		0-0 G6-4-3 1B		0-3 K		0-0 1-3	5 0 2 0 0 1 1														
Johnny Callison, L (1, 9) OBP: 0.338, SLG: 0.464	0-3 K 1-2		0-3 K		0-0 F8		0-0 4-3			4 0 0 0 0 2 3														
Tony Gonzalez, L (1, 8) OBP: 0.388, SLG: 0.461	0-3 K		0-0 S 1B		0-0 G6-4-3 1-2f			0-0 L3-6 1B		4 0 2 0 0 1 2														
Roy Sievers, R (1, 3) OBP: 0.307, SLG: 0.429	0-0 F3		0-3 K 1-2		0-0 F6			0-0 1B 1-2		4 0 1 0 0 1 2														
Wes Covington, L (1, 7) OBP: 0.385, SLG: 0.569		0-0 3-1		0-0 6-3		0-0 1B		0-0 L3-6 2-3		4 0 1 0 0 0 2														
Don Hoak, R (1, 5) OBP: 0.286, SLG: 0.336		0-0 FC5-4 1B		4-0 4-3 BB		0-0 F7		0-0 1B 1-2		3 0 2 0 1 0 1														
Clay Dalrymple, L (1, 2) OBP: 0.327, SLG: 0.352		0-0 FC5-4 1B 1-2		0-0 4-3 1-2		0-0 F3		0-0 F3		4 0 1 0 0 0 4														
Ruben Amaro, R (1, 6) OBP: 0.282, SLG: 0.307		0-0 FC5-4 1-2f 2-3		0-0 1B			0-0 6-3		0-0 4-3	4 0 1 0 0 0 2														
Ray Culp, R (1, 1) OBP: 0.176, SLG: 0.163 Johnny Klippstein, R (5, 1) Don Demeter, R (7, PH) Art Mahaffey, R (7, 1) Ryne Duren, R (7, 1) Earl Averitt, R (9, PH)		0-0 F9		0-3 K			0-0 1B		0-0 F9	2 0 0 0 0 0 1 4 0 0 0 0 0 0 0 0 1 0 0 1 0 1 0 0 0 0 0 0 0														
<b>Inning Stats</b>	R: 0 E: 0 K: 2 S: 8	H: 1 LOB: 1 BB: 0 P: 8	R: 0 E: 0 K: 0 S: 5	H: 2 LOB: 2 BB: 0 P: 5	R: 0 E: 0 K: 2 S: 8	H: 1 LOB: 1 BB: 0 P: 8	R: 0 E: 0 K: 1 S: 6	H: 1 LOB: 2 BB: 1 P: 10	R: 0 E: 0 K: 0 S: 3	H: 1 LOB: 0 BB: 0 P: 3	R: 0 E: 0 K: 0 S: 4	H: 1 LOB: 1 BB: 0 P: 4	R: 0 E: 0 K: 1 S: 6	H: 1 LOB: 1 BB: 0 P: 6	R: 0 E: 0 K: 0 S: 5	H: 3 LOB: 2 BB: 0 P: 5	R: 0 E: 0 K: 0 S: 3	H: 0 LOB: 0 BB: 0 P: 3	1B: 11 2B: 1 3B: 0 HR: 0	SF: 0 SAC: 0 DP: 2 HBP: 0	WP: 0 PB: 0 SB: 2 CS: 0	PA: 37		
<b>PITCHER</b> Billy O'Dell, L (1, 1) ERA: 2.88	IP 9.0	WLS W	BF 37	H 11	R 0	ER 0	SO 6	BB 1	IBB 0	HBP 0	BLK 0	WP 0	HR 0	S 48	P 52	ERA 0.00	WHIP 1.333						ERA 2.88	WHIP 1.333

Philadelphia Phillies @ San Francisco Giants  
 Candlestick Park, San Francisco, CA  
 Tue Jul 30 1963, 10:05 PM EDT  
 Att. 20,686 - Unknown

livebaseballscorecards.com

AB	36
R	0
H	11
RBI	0
BB	1
SO	6
LOB	21



Batter	1	2	3	4	5	6	7	8	9
Harvey Kuenn, R OBP: 0.365, SLG: 0.435 (1, 9) (8, 7)	0-3 K		4-0 BB		0-0 SH HR 2B		0-0 6-3		
Chuck Hiller, L OBP: 0.249, SLG: 0.265 (1, 4)	0-0 4-3		0-0 G4-6-3 1-2f		0-0 SH HR		0-3 K		
Willie McCovey, L OBP: 0.375, SLG: 0.598 Felipe Alou, R OBP: 0.311, SLG: 0.464 (1, 7) (8, 9)	0-3 K		0-0 F2		0-0 HR		0-3 K		
Willie Mays, R OBP: 0.358, SLG: 0.517 (1, 8)		0-0 5-3 1B 2B		0-0 1B SF9 2B	0-0 G4-6-3 1B		0-0 F7		
Ed Bailey, L OBP: 0.373, SLG: 0.495 (1, 2)		0-3 K		0-0 1B 2B	0-0 G4-6-3 1-2f		4-0 BB		
Orlando Cepeda, R OBP: 0.342, SLG: 0.499 (1, 3)		0-0 5-3 2-3		0-3 K	0-0 F8		0-0 F9		
Jim Davenport, R OBP: 0.279, SLG: 0.337 (1, 5)		4-0 1B BB		0-0 SF9 3-H		0-0 F8	0-3 K		
Jose Pagan, R OBP: 0.259, SLG: 0.253 (1, 6)		0-0 1-2 3-H 1B		0-0 1-2 1B		0-0 F9			
Billy O'Dell, S OBP: 0.233, SLG: 0.246 (1, 1)		0-3 K		0-0 F9		0-3 K			

Inning Stats	R: 0	H: 0	E: 0	K: 2	S: 7	R: 1	H: 2	E: 0	K: 2	S: 9	R: 0	H: 0	E: 0	K: 0	S: 2	R: 1	H: 3	E: 0	K: 1	S: 8	R: 3	H: 3	E: 1	K: 0	S: 6	R: 0	H: 0	E: 0	K: 1	S: 5	R: 0	H: 0	E: 0	K: 2	S: 7	R: 0	H: 0	E: 0	K: 1	S: 5
	LOB: 0	BB: 0	LOB: 2	BB: 1	P: 7	LOB: 2	BB: 1	LOB: 0	BB: 1	P: 13	LOB: 0	BB: 1	LOB: 0	BB: 1	P: 6	LOB: 2	BB: 0	LOB: 0	BB: 0	P: 8	LOB: 0	BB: 0	LOB: 0	BB: 0	P: 6	LOB: 0	BB: 0	LOB: 1	BB: 1	P: 9	LOB: 1	BB: 1	P: 9	LOB: 0	BB: 0	P: 9	LOB: 0	BB: 0	P: 9	

PITCHER	IP	WLS	BF	H	R	ER	SO	BB	IBB	HBP	BLK	WP	HR	S	P	ERA	WHIP
Ray Culp, R ERA: 2.85 (1, 1)	4.0	L	22	8	5	4	5	2	0	0	0	0	1	30	38	9.00	2.500
Johnny Klippstein, R ERA: 2.06 (5, 1)	2.0		5	0	0	0	1	0	0	0	0	0	0	7	7	0.00	0.000
Art Mahaffey, R ERA: 4.18 (7, 1)	0.0		0	0	0	0	0	0	0	0	0	0	0	0	0	∞	∞
Ryne Duren, R ERA: 3.47 (7, 1)	2.0		7	0	0	0	3	1	0	0	0	0	0	12	16	0.00	0.500

**BOTTOM**

Philadelphia Phillies @ San Francisco Giants  
Candlestick Park, San Francisco, CA

Tue Jul 30 1963, 10:05 PM EDT  
Att. 20,686 - Unknown

AB	R	H	RBI	BB	SO	LOB
3	1	1	0	1	1	0
3	1	0	0	0	1	1
4	1	1	3	0	2	0
0	0	0	0	0	0	0
4	2	3	0	0	0	0
3	0	1	0	1	1	2
4	0	0	0	0	1	4
2	0	0	1	1	1	1
3	0	2	1	0	0	0
3	0	0	0	0	2	4

AB	29
R	5
H	8
RBI	5
BB	3
SO	9
LOB	12

WP: 0 PA: 34  
PB: 0 SB: 0  
CS: 0



PITCHER	IP	WLS	BF	H	R	ER	SO	BB	IBB	HBP	BLK	WP	HR	S	P	ERA	WHIP
Ray Culp, R ERA: 2.85 (1, 1)	4.0	L	22	8	5	4	5	2	0	0	0	0	1	30	38	9.00	2.500
Johnny Klippstein, R ERA: 2.06 (5, 1)	2.0		5	0	0	0	1	0	0	0	0	0	0	7	7	0.00	0.000
Art Mahaffey, R ERA: 4.18 (7, 1)	0.0		0	0	0	0	0	0	0	0	0	0	0	0	0	∞	∞
Ryne Duren, R ERA: 3.47 (7, 1)	2.0		7	0	0	0	3	1	0	0	0	0	0	12	16	0.00	0.500

Batter	1	2	3	4	5	6	7	8	9	10	11	12	13	14	AB R H RBI BB SO LOB	TOP										
Tony Taylor, R (1, 4) OBP: 0.333, SLG: 0.356	0-0 1-3			0-0 E1		0-0 1-3		0-0 E4		0-0 6-3		0-3 K		0-0 F9	7 0 0 0 0 1 2											
Johnny Callison, L (1, 9) OBP: 0.339, SLG: 0.471	0-0 F8			0-0 4-3		0-0 3-1		0-0 4-3							7 1 3 2 0 0 3											
Tony Gonzalez, L (1, 8) OBP: 0.394, SLG: 0.454	0-0 4-3			0-0 6-3																						
Roy Sievers, R (1, 3) OBP: 0.313, SLG: 0.434		0-0 F9			0-0 E6																					
Cookie Rojas, R (9, PR) OBP: 0.255, SLG: 0.205																										
Cal Emery, L (9, 3) OBP: 0.222, SLG: 0.222																										
Wes Covington, L (1, 7) OBP: 0.378, SLG: 0.559		0-0 F7			0-3 K																					
Johnny Klippstein, R (14, 1)																										
Clay Dalrymple, L (1, 2) OBP: 0.329, SLG: 0.354																										
Bob Oldis, R (9, PR) OBP: 0.237, SLG: 0.289																										
Don Hoak, R (1, 5) OBP: 0.284, SLG: 0.331																										
Ruben Amaro, R (1, 6) OBP: 0.279, SLG: 0.303																										
Don Demeter, R (8, PH) OBP: 0.333, SLG: 0.458																										
Jack Baldschun, R (8, 1)																										
Earl Averill, R (14, PH) OBP: 0.316, SLG: 0.333																										
Chris Short, R (1, 1) OBP: 0.091, SLG: 0.152																										
Dallas Green, L (7, 1) OBP: 0.043, SLG: 0.043																										
Frank Torre, L (8, PH) OBP: 0.299, SLG: 0.310																										
Bobby Wine, R (8, PR) OBP: 0.245, SLG: 0.292																										
Inning Stats	R: 0 E: 0 K: 0 S: 3	H: 0 LOB: 0 BB: 0 P: 3	R: 0 E: 0 K: 0 S: 3	H: 0 LOB: 0 BB: 0 P: 3	R: 0 E: 0 K: 0 S: 3	H: 0 LOB: 0 BB: 0 P: 3	R: 0 E: 1 K: 1 S: 6	H: 1 LOB: 2 BB: 1 P: 10	R: 0 E: 0 K: 0 S: 3	H: 0 LOB: 0 BB: 0 P: 3	R: 0 E: 0 K: 0 S: 3	H: 1 LOB: 0 BB: 0 P: 3	R: 0 E: 0 K: 0 S: 4	H: 1 LOB: 1 BB: 0 P: 4	R: 0 E: 0 K: 1 S: 5	H: 0 LOB: 0 BB: 0 P: 5	R: 0 E: 0 K: 2 S: 7	H: 0 LOB: 0 BB: 0 P: 7	R: 0 E: 0 K: 2 S: 8	H: 1 LOB: 1 BB: 0 P: 8	R: 0 E: 2 K: 0 S: 8	H: 3 LOB: 2 BB: 1 P: 12	1B: 10 2B: 1 3B: 0 HR: 1	SF: 0 SAC: 1 DP: 0 HBP: 0	WP: 0 PB: 0 SB: 0 CS: 1	PA: 59
PITCHER	IP	WLS	BF	H	R	ER	SO	BB	IBB	HBP	BLK	WP	HR	S	P	ERA	WHIP									
Juan Marichal, R (1, 1) ERA: 2.08	9.0		36	7	3	3	3	1	0	0	0	0	0	41	45	3.00	0.889									
Billy Hoelt, L (10, 1) ERA: 3.65	2.0		7	1	0	0	1	0	0	0	0	0	0	9	9	0.00	0.500									
Bobby Bolin, R (12, 1) ERA: 2.22	2.2	L	13	3	4	0	4	0	0	0	0	0	1	21	21	0.00	1.125									
Billy Pierce, L (14, 1) ERA: 3.84	0.1		3	1	0	0	0	1	0	0	0	0	0	2	6	0.00	6.000									

Philadelphia Phillies @ San Francisco Giants  
 Candlestick Park, San Francisco, CA  
 Wed Jul 31 1963, 6:33 AM EDT  
 Att: 17,927 - Unknown

livebaseballscores.com

AB	56
R	7
H	12
RBI	5
BB	2
SO	8
LOB	23



Batter	1	2	3	4	5	6	7	8	9	10	11	12	13	14
Harvey Kuenn, R (1, 5) OBP: 0.364, SLG: 0.432 Ernie Bowman, R (8, 4) OBP: 0.180, SLG: 0.200	SH1-4 1B		6-3		K		6-3			5-3		5-3		F6
Jim Davenport, R (1, 4) OBP: 0.281, SLG: 0.338 Willie McCovey, L (1, 7) Matty Alou, L (9, 7) OBP: 0.157, SLG: 0.147	SH1-4 1-2			G3 WP 1B		FC6-4 1B		K		5-3		6-3		
Willie Mays, R (1, 8) OBP: 0.356, SLG: 0.516				G3 1-3		FC6-4 G6-4-3 1-2f		4-3		4-3		G3		
Orlando Cepeda, R (1, 3) OBP: 0.344, SLG: 0.500		F6				G6-4-3 1-2f		K					F7	
Felipe Alou, R (1, 9) OBP: 0.317, SLG: 0.470		K											F9	
Ed Bailey, L (1, 2) OBP: 0.364, SLG: 0.481														
Jose Pagan, R (1, 6) OBP: 0.263, SLG: 0.255														
Juan Marichal, R (1, 11) Chuck Hillier, L (9, PH) Billy Hoedt, L (10, 11) Joey Amalfitano, R (11, PH) Bobby Sotnik, R (12, 11) Pierce, L (14, 11) Billy Haller, L (14, PH) Tom Haller, L (14, PH)														

AB	R	H	RBI	BB	SO	LOB
4	0	1	0	0	1	2
3	0	0	0	0	0	0

5	1	2	0	0	1	0
---	---	---	---	---	---	---

4	0	0	0	0	0	3
2	0	0	0	0	0	0

6	0	1	0	0	3	3
---	---	---	---	---	---	---

5	1	2	1	1	0	0
---	---	---	---	---	---	---

4	1	2	1	2	1	1
---	---	---	---	---	---	---

6	0	0	0	0	1	6
---	---	---	---	---	---	---

5	0	2	1	1	1	3
---	---	---	---	---	---	---

2	0	0	0	0	1	1
1	0	0	0	0	0	2
0	0	0	0	0	0	0
1	0	0	0	0	0	3
0	0	0	0	0	0	0
0	0	0	0	0	0	0
1	0	0	0	0	0	0

Inning Stats	R: 0	H: 1	E: 0	K: 1	S: 6	LOB: 1	BB: 0	P: 6	R: 0	H: 0	E: 0	K: 1	S: 5	LOB: 0	BB: 0	P: 5	R: 0	H: 0	E: 0	K: 0	S: 3	LOB: 0	BB: 0	P: 3	R: 1	H: 2	E: 0	K: 1	S: 7	LOB: 1	BB: 0	P: 7	R: 0	H: 1	E: 0	K: 1	S: 6	LOB: 1	BB: 0	P: 6	R: 0	H: 1	E: 0	K: 0	S: 3	LOB: 0	BB: 0	P: 3	R: 2	H: 3	E: 0	K: 1	S: 8	LOB: 1	BB: 0	P: 8	R: 0	H: 0	E: 0	K: 2	S: 7	LOB: 0	BB: 0	P: 7	R: 0	H: 0	E: 0	K: 0	S: 3	LOB: 2	BB: 2	P: 11	R: 0	H: 0	E: 0	K: 0	S: 3	LOB: 0	BB: 0	P: 3	R: 0	H: 0	E: 0	K: 2	S: 8	LOB: 3	BB: 2	P: 16	R: 0	H: 0	E: 0	K: 0	S: 3	LOB: 0	BB: 0	P: 3	R: 0	H: 0	E: 0	K: 0	S: 4	LOB: 1	BB: 0	P: 4	R: 0	H: 0	E: 0	K: 0	S: 3	LOB: 0	BB: 0	P: 3	R: 0	H: 0	E: 0	K: 0	S: 3	LOB: 0	BB: 0	P: 3	R: 0	H: 1	E: 0	K: 0	S: 4	LOB: 0	BB: 0	P: 3	R: 0	H: 1	E: 0	K: 0	S: 3	LOB: 0	BB: 0	P: 3	R: 0	H: 0	E: 0	K: 0	S: 3	LOB: 0	BB: 0	P: 3	R: 0	H: 0	E: 0	K: 0	S: 3	LOB: 0	BB: 0	P: 3	R: 0	H: 0	E: 0	K: 0	S: 3	LOB: 0	BB: 0	P: 3	R: 0	H: 0	E: 0	K: 0	S: 3	LOB: 0	BB: 0	P: 3
1B: 7	SF: 0	2B: 1	SAC: 2	3B: 2	DP: 1	HR: 0	HBP: 0	WP: 1	PA: 55	PB: 0	SB: 1	CS: 0																																																																																																																																																												

Philadelphia Phillies @ San Francisco Giants  
Candlestick Park, San Francisco, CA  
Wed Jul 31 1963, 6:33 AM EDT  
Att. 17,927 - Unknown

AB	49
R	3
H	10
RBI	3
BB	4
SO	9
LOB	24



TOP

San Francisco Giants @ Chicago Cubs  
Wrigley Field, Chicago, IL

Fri Aug 02 1963, 3:33 AM CDT  
Att. 18,698 - Unknown

livebaseballscores.com

AB	47
R	11
H	18
RBI	11
BB	3
SO	6
LOB	27



AB R H RBI BB SO LOB

5	1	3	0	1	0	3
6	0	3	1	0	0	3
4	0	0	0	0	1	6
1	1	0	0	0	0	0
6	3	2	2	0	0	4
5	2	2	3	1	0	1
5	2	2	0	1	1	3
5	1	3	2	0	1	1
5	0	2	2	0	1	3
0	0	0	0	0	0	0
3	0	1	1	0	1	1
1	1	0	0	0	0	1
0	0	0	0	0	0	0
0	0	0	0	0	0	0
1	0	0	0	0	1	1
0	0	0	0	0	0	0

Harvey Kuenn, R (1,5) OBP: 0.370, SLG: 0.439 (8,7)	1 0-0 WP 2B	2 4-0 BB	3 0-0 F8	4	5	6 0-0 2B 1B	7	8 0-0 1B FC5 1B	9 0-0 6-3	10	AB R H RBI BB SO LOB
Felipe Alou, R (1,9) OBP: 0.319, SLG: 0.474	0-0 F9	0-0 P6		0-0 G4-6-3 1B		0-0 2B		0-0 FC5 WP 1B		0-0 6-3	
Willie McCovey, L (1,7) OBP: 0.369, SLG: 0.585 Ernie Bowman, R (8, PR) OBP: 0.177, SLG: 0.197 (8,4)	0-3 K	0-0 F5		0-0 G4-6-3 1B		0-0 F7		1-0 FC5 HR HBP		0-0 E6 BB	
Willie Mays, R (1,8) OBP: 0.355, SLG: 0.521	0-0 4-3		0-0 F7 1B		0-0 5-3			0-0 FC5 HR		0-0 P3	
Orlando Cepeda, R (1,3) OBP: 0.346, SLG: 0.507		0-0 1B 2B 1B	0-0 F7			0-0 F9		0-0 HR		4-0 BB	
Jim Davenport, R (1,4) OBP: 0.264, SLG: 0.338 (8,5)		0-0 2B 1B 1B	4-0 1B BB		0-0 CS 1B		0-0 F7	0-0 F7		0-3 K	
Jose Pagan, R (1,6) OBP: 0.268, SLG: 0.263		0-0 1B 2B	0-0 1B 1B		0-3 K		0-0 6-3			0-0 S 1B	
Tom Haller, L (1,2) OBP: 0.330, SLG: 0.413		0-0 FC5-6 1B	0-3 K			0-0 F6		0-0 FC3-6 1B		0-0 F8	
Jack Sanford, R (1,1) OBP: 0.200, SLG: 0.188 Jim Duffalo, R (1,1) OBP: 0.162, SLG: 0.182 Bobby Bolin, R (6,1) OBP: 0.162, SLG: 0.053 Billy Hoelt, L (8,1) Gaylord Perry, R (8,1) OBP: 0.271, SLG: 0.308 Joey Amalfitano, R (9, PH) OBP: 0.247, SLG: 0.221 Don Larsen, R (9,1) OBP: 0.250, SLG: 0.250		0-0 FC5-6 BB	0-0 1B			0-3 K		0-0 FC3-6 1B		0-3 K	

Inning Stats	R: 0 E: 0 K: 1 S: 6	H: 1 LOB: 1 BB: 0 P: 6	R: 3 E: 0 K: 0 S: 7	H: 4 LOB: 2 BB: 1 P: 11	R: 2 E: 0 K: 1 S: 8	H: 3 LOB: 2 BB: 1 P: 12	R: 0 E: 0 K: 0 S: 3	H: 1 LOB: 0 BB: 0 P: 3	R: 0 E: 0 K: 1 S: 5	H: 1 LOB: 0 BB: 0 P: 5	R: 0 E: 0 K: 1 S: 7	H: 2 LOB: 2 BB: 0 P: 7	R: 1 E: 0 K: 0 S: 4	H: 1 LOB: 0 BB: 0 P: 4	R: 5 E: 0 K: 0 S: 7	H: 4 LOB: 1 BB: 0 P: 8	R: 0 E: 0 K: 1 S: 6	H: 1 LOB: 1 BB: 0 P: 6	R: 0 E: 1 K: 1 S: 6	H: 0 LOB: 2 BB: 1 P: 10	1B: 13 2B: 3 3B: 0 HR: 2	SF: 0 SAC: 0 DP: 1 HBP: 1	WP: 2 PB: 0 SB: 1 CS: 1	PA: 51
--------------	------------------------------	---------------------------------	------------------------------	----------------------------------	------------------------------	----------------------------------	------------------------------	---------------------------------	------------------------------	---------------------------------	------------------------------	---------------------------------	------------------------------	---------------------------------	------------------------------	---------------------------------	------------------------------	---------------------------------	------------------------------	----------------------------------	-----------------------------------	------------------------------------	----------------------------------	--------

PITCHER	IP	WLS	BF	H	R	ER	SO	BB	IBB	HBP	BLK	WP	HR	S	P	ERA	WHIP
Dick Ellsworth, L (1,1) ERA: 2.07	2.2		18	8	5	5	2	2	0	0	0	1	0	20	28	16.88	3.750
Don Elston, R (3,1) ERA: 1.9	4.1		16	5	1	1	2	0	0	0	0	0	1	20	20	2.08	1.154
Lindy McDaniel, R (8,1) ERA: 3.2	0.1		4	3	3	3	0	0	0	0	0	0	0	4	4	81.00	9.000
Tom Baker, L (8,1) ERA:	0.0		1	0	0	0	0	0	0	1	0	1	0	0	1	∞	∞
Cal Koonce, R (8,1) ERA: 6.14	0.2		3	1	2	2	0	0	0	0	0	0	1	3	3	27.00	1.500

PITCHER	IP	WLS	BF	H	R	ER	SO	BB	IBB	HBP	BLK	WP	HR	S	P	ERA	WHIP
Jim Brewer, L (9,1) ERA: 4.63	1.2		8	1	0	0	1	1	0	0	0	0	0	9	13	0.00	1.200
Glen Hobbie, R (10,1) ERA: 3.91	0.1	W	1	0	0	0	1	0	0	0	0	0	0	3	3	0.00	0.000



BOTTOM

San Francisco Giants @ Chicago Cubs  
Wrigley Field, Chicago, IL  
Fri Aug 02 1963, 3:33 AM CDT  
Att: 18,698 - Unknown

livebaseballscorecards.com

AB 46  
R 12  
H 17  
RBI 12  
BB 6  
SO 8  
LOB 19



WP: 1 PA: 52  
PB: 0  
SB: 0  
CS: 0

AB R H RBI BB SO LOB

4 3 3 0 2 1 0

6 2 3 3 0 2 5

6 1 2 4 0 1 1

6 1 2 0 0 1 3

3 0 0 0 0 0 1

1 0 0 0 0 1 2

0 0 0 0 2 0 0

6 1 3 0 0 1 3

6 1 2 2 0 1 3

4 1 0 0 1 0 1

0 0 0 0 1 0 0  
1 0 0 0 0 0 0  
1 1 1 0 0 0 0  
0 0 0 0 0 0 0  
0 0 0 0 0 0 0  
1 1 1 3 0 0 0  
1 0 0 0 0 0 0  
0 0 0 0 0 0 0

1B: 10 SF: 0  
2B: 4 SAC: 0  
3B: 0 DP: 1  
HR: 3 HBP: 0

Batter	1	2	3	4	5	6	7	8	9	10													
Lou Brock, L OBP: 0.292, SLG: 0.380 (1, 9)	0-0 1B HR 1B	4-0 1-2 BB			4-0 2B BB		0-0 1B 2-3 1B	0-0 HR 1B	0-3 K														
Ellis Burton, S OBP: 0.304, SLG: 0.457 (1, 8)	0-0 1-3 HR 1B	0-3 K			0-0 1-H 2B		0-3 K	0-0 1-H HR	0-0 F9														
Billy Williams, L OBP: 0.379, SLG: 0.521 (1, 7)	0-0 1-H 3-H HR		0-0 F8		0-3 K		0-0 1-3 3-H 1B	0-0 F8		0-0 F8													
Ron Santo, R OBP: 0.325, SLG: 0.480 (1, 5)	0-0 FC1-4 1B		0-0 1-3		0-0 F8		0-3 K	0-0 P6		0-0 1B 2B													
Steve Boros, R OBP: 0.302, SLG: 0.458 (1, 3)	0-0 FC1-4		0-0 5-3			0-0 6-3	0-3 K	4-0 1B IBB		4-0 1B IBB													
Merritt Ranew, L OBP: 0.436, SLG: 0.595 (7, PH)	0-0 G4-6-3																						
14 Ernie Banks, R OBP: 0.290, SLG: 0.424 (8, PH)	0-0 1-2f																						
Ken Hubbs, R OBP: 0.280, SLG: 0.332 (1, 4)	0-0 G4-6-3			0-0 F9		0-0 FC6-4 1B				0-3 K													
Jimmie Schaffer, R OBP: 0.329, SLG: 0.515 (1, 2)		0-0 4-3		0-0 F8		0-3 K				0-0 1-2 2-H 1B													
Andre Rodgers, R OBP: 0.317, SLG: 0.281 (1, 6)		0-0 F9		0-0 3-1		0-0 FC6-4		4-0 1-2 HR BB	0-0 F7														
Dick Ellsworth, L Don Elston, R Don Landrum, L Lindy McShane, R Tom Baker, L Cal Koeneke, R Leo Burke, R Jim Brewer, L Glen Hobbie, R		4-0 BB BB			0-0 1-3		0-0 1B 2B	0-0 1-H 2-H HR	0-0 4-3														
Inning Stats	R: 3 E: 0 K: 0 S: 6	H: 4 LOB: 0 BB: 0 P: 6	R: 0 E: 0 K: 1 S: 5	H: 0 LOB: 2 BB: 2 P: 13	R: 0 E: 0 K: 0 S: 3	H: 0 LOB: 0 BB: 0 P: 3	R: 0 E: 0 K: 0 S: 3	H: 0 LOB: 0 BB: 0 P: 3	R: 1 E: 0 K: 1 S: 6	H: 1 LOB: 1 BB: 1 P: 10	R: 0 E: 0 K: 1 S: 6	H: 1 LOB: 1 BB: 0 P: 6	R: 1 E: 0 K: 3 S: 12	H: 3 LOB: 2 BB: 0 P: 12	R: 6 E: 0 K: 0 S: 9	H: 6 LOB: 2 BB: 2 P: 17	R: 0 E: 0 K: 1 S: 6	H: 0 LOB: 1 BB: 0 P: 6	R: 1 E: 0 K: 1 S: 6	H: 2 LOB: 2 BB: 1 P: 10	1B: 10 2B: 4 3B: 0 HR: 3	SF: 0 SAC: 0 DP: 1 HBP: 0	
PITCHER	IP WLS BF H R ER SO BB IBB HBP BLK WP HR S P ERA WHIP	IP WLS BF H R ER SO BB IBB HBP BLK WP HR S P ERA WHIP	IP WLS BF H R ER SO BB IBB HBP BLK WP HR S P ERA WHIP	IP WLS BF H R ER SO BB IBB HBP BLK WP HR S P ERA WHIP	IP WLS BF H R ER SO BB IBB HBP BLK WP HR S P ERA WHIP	IP WLS BF H R ER SO BB IBB HBP BLK WP HR S P ERA WHIP	IP WLS BF H R ER SO BB IBB HBP BLK WP HR S P ERA WHIP	IP WLS BF H R ER SO BB IBB HBP BLK WP HR S P ERA WHIP	IP WLS BF H R ER SO BB IBB HBP BLK WP HR S P ERA WHIP	IP WLS BF H R ER SO BB IBB HBP BLK WP HR S P ERA WHIP	IP WLS BF H R ER SO BB IBB HBP BLK WP HR S P ERA WHIP	IP WLS BF H R ER SO BB IBB HBP BLK WP HR S P ERA WHIP	IP WLS BF H R ER SO BB IBB HBP BLK WP HR S P ERA WHIP	IP WLS BF H R ER SO BB IBB HBP BLK WP HR S P ERA WHIP	IP WLS BF H R ER SO BB IBB HBP BLK WP HR S P ERA WHIP	IP WLS BF H R ER SO BB IBB HBP BLK WP HR S P ERA WHIP	IP WLS BF H R ER SO BB IBB HBP BLK WP HR S P ERA WHIP	IP WLS BF H R ER SO BB IBB HBP BLK WP HR S P ERA WHIP	IP WLS BF H R ER SO BB IBB HBP BLK WP HR S P ERA WHIP	IP WLS BF H R ER SO BB IBB HBP BLK WP HR S P ERA WHIP	IP WLS BF H R ER SO BB IBB HBP BLK WP HR S P ERA WHIP	IP WLS BF H R ER SO BB IBB HBP BLK WP HR S P ERA WHIP	IP WLS BF H R ER SO BB IBB HBP BLK WP HR S P ERA WHIP

PITCHER	IP	WLS	BF	H	R	ER	SO	BB	IBB	HBP	BLK	WP	HR	S	P	ERA	WHIP
Jack Sanford, R ERA: 3.55 (1, 1)	0.0		4	4	3	3	0	0	0	0	0	0	1	4	4	∞	∞
Jim Duffalo, R ERA: 2.94 (1, 1)	5.1		20	2	1	1	2	3	0	0	0	0	0	21	33	1.69	0.938
Bobby Bolin, R ERA: 2.72 (6, 1)	1.2		12	6	5	5	4	1	0	0	0	0	1	19	23	27.00	4.200
Billy Hoefl, L ERA: 4.85 (8, 1)	0.2		4	2	2	2	0	0	0	0	0	0	1	4	4	27.00	3.000
Gaylord Perry, R ERA: 4.02 (8, 1)	0.1		3	1	0	0	0	0	1	0	0	0	0	2	6	0.00	3.000

Batter	1	2	3	4	5	6	7	8	9	AB R H RBI BB SO LOB	TOP											
<b>Harvey Kuenn, R</b> (1, 5) OBP: 0.369, SLG: 0.436 <b>Billy O'Dell, S</b> (6, PR) OBP: 0.233, SLG: 0.246 <b>Jack Fisher, R</b> (6, 1) OBP: 0.200, SLG: 0.185	0-0 6-3	0-0 4-3		0-0 4-3		0-0 L4-6 1-3 1B		0-3 K		4 0 1 0 0 0 3 0 0 0 0 0 0 0 1 0 0 0 0 0 1 0												
<b>Chuck Hiller, L</b> (1, 4) OBP: 0.247, SLG: 0.260	0-0 F4		0-0 1-6-3		4-0 HR BB	0-0 1-4-3		0-0 F7		4 1 0 1 1 0 1												
<b>Willie McCovey, L</b> (1, 7) OBP: 0.367, SLG: 0.588	0-0 F7		0-0 F5		0-0 HR	0-0 L4-6		0-0 F2		5 1 1 2 0 0 2												
<b>Willie Mays, R</b> (1, 8) OBP: 0.356, SLG: 0.527		0-0 3B 1B	0-0 HR		0-0 5-3		0-0 F8		0-0 6-3	5 2 2 1 0 0 0												
<b>Orlando Cepeda, R</b> (1, 3) OBP: 0.352, SLG: 0.521		0-0 2B 3B	0-0 1B		0-0 G3 3B		0-0 3B 1B		0-0 F2	5 3 4 1 0 0 0												
<b>Tom Haller, L</b> (1, 2) OBP: 0.324, SLG: 0.404		0-0 F4	0-0 F9		0-0 G3		0-0 F9			4 0 0 1 0 0 3												
<b>Felipe Alou, R</b> (1, 9) OBP: 0.324, SLG: 0.483		0-0 2B		0-3 K	4-0 FC6-4 BB		0-0 1B 3B			3 1 2 2 1 1 0												
<b>Jose Pagan, R</b> (1, 6) OBP: 0.267, SLG: 0.263		0-3 K		0-0 F6	0-0 FC6-4		0-0 CS 1B			4 0 1 1 0 1 2												
<b>Jack Sanford, R</b> (1, 1) OBP: 0.222, SLG: 0.188 <b>Don Larsen, R</b> (5, 1) OBP: 0.250, SLG: 0.250 <b>Matty Alou, L</b> (6, PH) OBP: 0.169, SLG: 0.147 <b>Jim Davenport, R</b> (6, 5) OBP: 0.284, SLG: 0.337		4-0 BB		4-0 BB		4-0 1B BB		0-0 CS	0-3 K	0 0 0 0 2 0 0 0 0 0 0 0 0 0 0 1 0 0 1 0 0 1 0 0 0 0 0 1 0												
<b>Inning Stats</b>	R: 0 E: 0 K: 0 S: 3	H: 0 LOB: 0 BB: 0 P: 3	R: 2 E: 0 K: 1 S: 8	H: 3 LOB: 2 BB: 1 P: 12	R: 1 E: 0 K: 0 S: 5	H: 2 LOB: 1 BB: 0 P: 5	R: 0 E: 0 K: 1 S: 5	H: 0 LOB: 1 BB: 1 P: 9	R: 3 E: 0 K: 0 S: 5	H: 2 LOB: 1 BB: 2 P: 13	R: 1 E: 0 K: 0 S: 3	H: 1 LOB: 1 BB: 1 P: 7	R: 2 E: 0 K: 0 S: 5	H: 3 LOB: 0 BB: 0 P: 5	R: 0 E: 0 K: 2 S: 7	H: 0 LOB: 0 BB: 0 P: 7	R: 0 E: 0 K: 0 S: 3	H: 0 LOB: 0 BB: 0 P: 3	1B: 5 2B: 2 3B: 3 HR: 2	SF: 0 SAC: 0 DP: 1 HBP: 0	WP: 0 PB: 0 SB: 0 CS: 1	PA: 42
<b>PITCHER</b>	IP WLS BF H R ER SO BB IBB HBP BLK WP HR S P ERA WHIP																					
<b>Bob Buhl, R</b> (1, 1) ERA: 3.16	4.0 L 20 5 4 4 2 3 0 0 0 0 0 1 21 33 9.00 2.000																					
<b>Don Elston, R</b> (5, 1) ERA: 2.27	1.0 6 2 2 2 0 1 0 0 0 0 0 1 5 9 18.00 3.000																					
<b>Glen Hobbie, R</b> (6, 1) ERA: 3.96	1.0 4 1 1 1 0 1 0 0 0 0 0 0 3 7 9.00 2.000																					
<b>Jim Brewer, L</b> (7, 1) ERA: 4.74	3.0 11 3 2 2 2 0 0 0 0 0 0 0 15 15 6.00 1.000																					

**San Francisco Giants @ Chicago Cubs**  
 Wrigley Field, Chicago, IL  
 Sat Aug 03 1963, 3:33 AM CDT  
 Att. 25,149 - Cloudy

<b>AB</b>	36
<b>R</b>	9
<b>H</b>	11
<b>RBI</b>	9
<b>BB</b>	5
<b>SO</b>	4
<b>LOB</b>	11



[livebaseballscorecards.com](http://livebaseballscorecards.com)



Batter	1	2	3	4	5	6	7	8	9	10	AB R H RBI BB SO LOB	TOP
<b>Chuck Hiller, L</b> (1, 4) <small>OBP: 0.254, SLG: 0.270</small>	0-0 		0-0 		0-0 		0-0 		0-0 		5 0 3 0 0 0 1	<b>San Francisco Giants @ Chicago Cubs</b> Wrigley Field, Chicago, IL Sun Aug 04 1963, 3:33 AM CDT Att. 33,289 - Unknown
<b>Felipe Alou, R</b> (1, 9) <small>OBP: 0.321, SLG: 0.478</small>	0-0 		0-0 		0-0 		0-0 		0-0 		4 0 0 0 0 0 4	
<b>Willie McCovey, L</b> (1, 7) <small>OBP: 0.363, SLG: 0.580</small>	0-3 			0-0 	0-0 		0-0 		0-3 		5 0 0 0 0 2 3	
<b>Willie Mays, R</b> (1, 8) <small>OBP: 0.356, SLG: 0.535</small>	0-0 			0-0 		0-0 		0-0 		0-0 	5 1 2 1 0 0 1	
<b>Orlando Cepeda, R</b> (1, 3) <small>OBP: 0.350, SLG: 0.517</small>		0-0 		0-0 		0-0 		0-0 		0-0 	5 1 1 0 0 0 1	
<b>Ed Bailey, L</b> (1, 2) <small>OBP: 0.361, SLG: 0.474</small>		0-3 		0-0 		0-0 		0-0 		0-0 	5 0 1 1 0 1 2	
<b>Jim Davenport, R</b> (1, 5) <small>OBP: 0.289, SLG: 0.338</small>		0-0 		4-0 		0-3 		0-0 	4-0 		2 0 1 0 2 1 2	
<b>Jose Pagan, R</b> (1, 6) <small>OBP: 0.264, SLG: 0.260</small> <b>Matty Alou, L</b> (9, PH) <small>OBP: 0.169, SLG: 0.147</small> <b>Gaylord Perry, R</b> (9, 1) <small>OBP: 0.231, SLG: 0.308</small> <b>Billy Hoef, L</b> (9, 1) <small>OBP: 0.250, SLG: 0.250</small>	0-0 		0-0 		0-0 			0-3 			3 0 0 0 0 0 5	
<b>Billy O'Dell, S</b> (1, 1) <small>OBP: 0.238, SLG: 0.250</small> <b>Harvey Kuenn, R</b> (9, PH) <small>OBP: 0.367, SLG: 0.434</small> <b>Ernie Bowman, R</b> (9, 6) <small>OBP: 0.177, SLG: 0.197</small>		0-0 		0-0 		0-0 		0-3 			3 0 1 0 0 0 0	
<b>Inning Stats</b>	R: 0 H: 1 E: 0 LOB: 1 K: 1 BB: 0 S: 6 P: 6	R: 0 H: 1 E: 0 LOB: 1 K: 1 BB: 0 S: 6 P: 6	R: 0 H: 0 E: 0 LOB: 0 K: 0 BB: 0 S: 3 P: 3	R: 1 H: 1 E: 1 LOB: 2 K: 0 BB: 1 S: 5 P: 9	R: 0 H: 1 E: 0 LOB: 1 K: 0 BB: 0 S: 4 P: 4	R: 0 H: 1 E: 1 LOB: 2 K: 1 BB: 0 S: 7 P: 7	R: 0 H: 1 E: 0 LOB: 1 K: 0 BB: 0 S: 4 P: 4	R: 0 H: 1 E: 0 LOB: 0 K: 0 BB: 0 S: 3 P: 3	R: 0 H: 1 E: 0 LOB: 2 K: 2 BB: 1 S: 8 P: 12	R: 1 H: 1 E: 0 LOB: 0 K: 1 BB: 0 S: 6 P: 6	1B: 6 SF: 0 2B: 2 SAC: 1 3B: 0 DP: 0 HR: 1 HBP: 0	
<b>PITCHER</b> <b>Paul Toth, R</b> (1, 1) <small>ERA: 2.61</small> <b>Lindy McDaniel, R</b> (8, 1) <small>ERA: 3.19</small>	IP WLS BF H R ER SO BB IBB HBP BLK WP HR S P ERA WHIP 7.0 L 31 7 1 0 3 1 0 0 0 0 0 1 36 40 0.00 1.143											

AB	39
R	2
H	9
RBI	2
BB	2
SO	6
LOB	21



BOTTOM

San Francisco Giants @ Chicago Cubs  
Wrigley Field, Chicago, IL  
Sun Aug 04 1963, 3:33 AM CDT  
Att: 33,289 - Unknown

livebaseballscorecards.com

AB 40  
R 1  
H 12  
RBI 1  
BB 3  
SO 8  
LOB 22



WP: 0 PA: 44  
PB: 0  
SB: 1  
CS: 0

AB R H RBI BB SO LOB

4 0 3 0 1 0 0

5 0 2 0 0 1 3

4 0 1 0 0 1 4

3 1 2 1 2 0 1

4 0 1 0 0 0 5

1 0 0 0 0 0 3

0 0 0 0 0 0 0

5 0 0 0 0 1 1

5 0 2 0 0 1 1

4 0 1 0 0 0 2

1 0 0 0 0 0 0

3 0 0 0 0 3 2

1 0 0 0 0 1 0

1B: 9 SF: 0  
2B: 2 SAC: 0  
3B: 0 DP: 1  
HR: 1 HBP: 1

Batter	1	2	3	4	5	6	7	8	9	10
Lou Brock, L (1, 9) OBP: 0.296, SLG: 0.383	F3		1B 2B		1B HBP BB		1B		6-3 1B	
Ellis Burton, S (1, 8) OBP: 0.315, SLG: 0.453	1B		6-3		K		P6		6-3 1B	
Billy Williams, L (1, 7) OBP: 0.381, SLG: 0.524	K		2-H 1B		1B HBP		F8		6-3	
Ron Santo, R (1, 5) OBP: 0.329, SLG: 0.486	F7		IBB		1B			HR	IBB	
Steve Boros, R (1, 3) OBP: 0.295, SLG: 0.418		2B 1B	F4		5-3			F3	F9	
Merritt Ranew, L (9, PH) OBP: 0.438, SLG: 0.592										
Ken Hubbs, R (10, 4) OBP: 0.278, SLG: 0.328										
Leo Burke, R (1, 4) OBP: 0.231, SLG: 0.329		F3		F8		4-3		6-3		K
Jimmie Schaffer, R (1, 2) OBP: 0.329, SLG: 0.494		F7		G4-6-3 1B		K		1B		1-3
Andre Rodgers, R (1, 6) OBP: 0.316, SLG: 0.282				G4-6-3		1-3		1-3		
Don Landrum, L (10, PH) OBP: 0.300, SLG: 0.297		1-3 2B		1-2F						F7
Paul Toth, R (1, 1) OBP: 0.067, SLG: 0.267		K				K				K

Inning Stats	R: 0	H: 1	E: 0	K: 1	S: 6	R: 0	H: 2	E: 0	K: 1	S: 7	R: 0	H: 2	E: 0	K: 0	S: 4	R: 0	H: 1	E: 0	K: 2	S: 8	R: 0	H: 0	E: 0	K: 1	S: 5	R: 0	H: 1	E: 0	K: 1	S: 6	R: 1	H: 2	E: 0	K: 0	S: 5	R: 0	H: 2	E: 0	K: 1	S: 7	R: 0	H: 0	E: 0	K: 1	S: 5
--------------	------	------	------	------	------	------	------	------	------	------	------	------	------	------	------	------	------	------	------	------	------	------	------	------	------	------	------	------	------	------	------	------	------	------	------	------	------	------	------	------	------	------	------	------	------

PITCHER	IP	WLS	BF	H	R	ER	SO	BB	IBB	HBP	BLK	WP	HR	S	P	ERA	WHIP
Billy O'Dell, L (1, 1) ERA: 2.8	8.0		35	10	1	1	6	1	1	1	0	0	1	44	53	1.12	1.375
Gaylord Perry, R (9, 1) ERA: 4.0	0.1		3	2	0	0	1	0	0	0	0	0	0	5	5	0.00	6.000
Billy Hoefl, L (9, 1) ERA: 4.73	0.1		1	0	0	0	0	0	0	0	0	0	0	1	1	0.00	0.000
Don Larsen, R (9, 1) ERA: 3.13	1.1	W	5	0	0	0	1	0	1	0	0	0	0	6	10	0.00	0.000

WP: 0 PA: 44  
PB: 0  
SB: 1  
CS: 0

Batter	1	2	3	4	5	6	7	8	9	AB R H RBI BB SO LOB	TOP	
<b>Chuck Hiller, L</b> (1, 4) <small>OBP: 0.253, SLG: 0.266</small>	0-0 		4-0 	0-0 			0-0 	0-3 		4 0 0 0 1 1 5	<b>San Francisco Giants @ Houston Colt 45's</b> Colt Stadium, Houston, TX Mon Aug 05 1963, 8:05 PM EDT Att. 11,822 - Unknown - 80 F	
<b>Felipe Alou, R</b> (1, 9) <small>OBP: 0.319, SLG: 0.474</small>	0-0 		0-0 		0-3 		0-0 		0-3 	5 1 1 0 0 2 1		
<b>Willie McCovey, L</b> (1, 7) <small>OBP: 0.366, SLG: 0.587</small>	0-0 		0-0 		4-0 			0-0 	0-3 	4 1 2 1 1 1 1		
<b>Willie Mays, R</b> (1, 8) <small>OBP: 0.359, SLG: 0.543</small>	0-0 		0-0 		0-0 		0-0 	0-0 		5 2 3 2 0 0 3		
<b>Orlando Cepeda, R</b> (1, 3) <small>OBP: 0.348, SLG: 0.513</small>	0-3 		0-0 		0-0 		0-0 	0-0 		5 0 1 0 0 1 4		
<b>Ed Bailey, L</b> (1, 2) <small>OBP: 0.357, SLG: 0.468</small> <b>Harvey Kuenn, R</b> (8, PH) <small>OBP: 0.366, SLG: 0.433</small> <b>Billy O'Dell, S</b> (8, PR) <small>OBP: 0.238, SLG: 0.250</small> <b>Jack Fisher, R</b> (8, 1) <small>OBP: 0.200, SLG: 0.185</small>		0-3 		0-0 		0-0 	0-0 			3 0 0 0 0 1 0 1 0 0 1 0 0 1 0 0 0 0 0 0 0 0 0 0 0 0 0 0		
<b>Jim Davenport, R</b> (1, 5) <small>OBP: 0.287, SLG: 0.335</small>		0-3 		0-0 		0-0 	0-0 			3 0 0 0 0 1 0		
<b>Jose Pagan, R</b> (1, 6) <small>OBP: 0.268, SLG: 0.270</small> <b>Ernie Bowman, R</b> (4, PR) <small>OBP: 0.172, SLG: 0.190</small> (4, 6)		0-0 		0-0 		0-0 	0-0 			2 1 2 0 0 0 0 2 0 0 0 0 0 3		
<b>Juan Marichal, R</b> (1, 1) <small>OBP: 0.158, SLG: 0.149</small> <b>Joey Amalfitano, R</b> (8, PH) <small>OBP: 0.245, SLG: 0.219</small> <b>Tom Haller, L</b> (8, 2) <small>OBP: 0.324, SLG: 0.404</small>		0-0 		4-0 		0-0 	0-3 			2 0 0 0 1 0 0 1 0 0 0 0 1 3 0 0 0 0 0 0 0		
<b>Inning Stats</b>	R: 1 H: 2 E: 0 LOB: 1 K: 1 BB: 0 S: 7 P: 7	R: 1 H: 1 E: 0 LOB: 0 K: 2 BB: 0 S: 8 P: 8	R: 0 H: 1 E: 0 LOB: 2 K: 0 BB: 1 S: 4 P: 8	R: 0 H: 1 E: 0 LOB: 2 K: 0 BB: 1 S: 4 P: 8	R: 0 H: 0 E: 0 LOB: 1 K: 1 BB: 1 S: 5 P: 9	R: 0 H: 0 E: 0 LOB: 0 K: 0 BB: 0 S: 3 P: 3	R: 0 H: 0 E: 0 LOB: 0 K: 0 BB: 0 S: 3 P: 3	R: 2 H: 3 E: 1 LOB: 3 K: 2 BB: 0 S: 12 P: 12	R: 1 H: 1 E: 0 LOB: 0 K: 2 BB: 0 S: 8 P: 8	1B: 6 SF: 0 2B: 0 SAC: 1 3B: 1 DP: 0 HR: 2 HBP: 0		WP: 1 PA: 41 PB: 0 SB: 0 CS: 0
<b>PITCHER</b> <b>Don Nottebart, R</b> (1, 1) <small>ERA: 3.48</small> <b>Hal Woodeshick, L</b> (8, 1) <small>ERA: 1.69</small>	IP WLS BF H R ER SO BB IBB HBP BLK WP HR S P ERA WHIP 7.0 0 31 7 4 4 4 3 0 0 0 1 1 36 48 5.14 1.429											<b>PITCHER</b> IP WLS BF H R ER SO BB IBB HBP BLK WP HR S P ERA WHIP 2.0 W 10 2 1 1 4 0 0 0 0 0 0 1 18 18 4.50 1.000

livebaseballscorecards.com

<b>AB</b>	<b>37</b>
<b>R</b>	<b>5</b>
<b>H</b>	<b>9</b>
<b>RBI</b>	<b>4</b>
<b>BB</b>	<b>3</b>
<b>SO</b>	<b>8</b>
<b>LOB</b>	<b>21</b>



Batter	1	2	3	4	5	6	7	8	9	AB R H RBI BB SO LOB
Al Spangler, L (1, 8) OBP: 0.341, SLG: 0.356	0-0 3B 1B		0-0 F7		0-0 E3		0-0 2B 1B		0-0 1B	5 3 3 1 0 0 1
Johnny Temple, R (1, 4) OBP: 0.351, SLG: 0.326	0-0 F3		0-0 F4		0-0 F9		0-0 2B		4-0 1B BB	4 0 1 2 1 0 3
Pete Runnels, L (1, 3) OBP: 0.315, SLG: 0.256 Carl Warwick, R (8, 9) OBP: 0.330, SLG: 0.350	0-0 F7		0-0 F8		0-0 F7		0-3 K		0-0 1B	4 0 0 0 0 1 4 1 0 1 1 0 0 0
John Bateman, R (1, 2) OBP: 0.242, SLG: 0.331	0-0 1-H 3B			0-0 6-3		0-3 K		0-0 F4		4 0 1 1 0 1 0
Rusty Staub, L (1, 9) OBP: 0.290, SLG: 0.299 (8, 3)	0-0 F9			0-0 F7		0-0 G3		0-0 4-3		4 0 0 0 0 0 1
Jimmy Wynn, R (1, 7) OBP: 0.337, SLG: 0.416		0-0 1B		0-3 K		0-3 K		0-3 K		4 0 1 0 0 3 0
Bob Aspromonte, R (1, 5) OBP: 0.253, SLG: 0.271		0-0 F8			0-0 S E 1B 1B		0-0 F9		0-0 SH3 1B 1B	4 2 2 0 0 0 1
Bob Lillis, R (1, 6) OBP: 0.221, SLG: 0.218		0-0 F8			0-0 E 1B		0-0 F4		0-0 SH3	3 0 1 0 0 0 1
Don Nottebart, R (1, 1) OBP: 0.175, SLG: 0.154 Hal Woodeshick, R (8, 1) OBP: 0.235, SLG: 0.188 Hal Smith, R (9, PH) OBP: 0.300, SLG: 0.316		0-0 F6			0-3 K 2-3		0-0 1B 2B 1B		0-3 K	3 1 1 0 0 1 3 0 0 0 0 0 0 0 1 0 0 0 0 1 1

Inning Stats	R: 1 E: 0 K: 0 S: 5	H: 2 LOB: 1 BB: 0 P: 5	R: 0 E: 0 K: 0 S: 4	H: 1 LOB: 1 BB: 0 P: 4	R: 0 E: 0 K: 0 S: 3	H: 0 LOB: 0 BB: 0 P: 3	R: 0 E: 0 K: 1 S: 5	H: 0 LOB: 0 BB: 0 P: 5	R: 1 E: 1 K: 1 S: 8	H: 2 LOB: 2 BB: 0 P: 8	R: 0 E: 0 K: 2 S: 7	H: 0 LOB: 0 BB: 0 P: 7	R: 2 E: 0 K: 1 S: 8	H: 3 LOB: 1 BB: 0 P: 8	R: 0 E: 0 K: 1 S: 5	H: 0 LOB: 0 BB: 0 P: 5	R: 2 E: 0 K: 1 S: 7	H: 3 LOB: 2 BB: 1 P: 11	1B: 9 2B: 1 3B: 1 HR: 0	SF: 0 SAC: 1 DP: 0 HBP: 0	WP: 0 PB: 0 SB: 1 CS: 0	PA: 39
PITCHER	IP	WLS	BF	H	R	ER	SO	BB	IBB	HBP	BLK	WP	HR	S	P	ERA	WHIP					
Juan Marichal, R (1, 1) ERA: 2.14	7.0		30	8	4	3	5	0	0	0	0	0	0	40	40	3.86	1.143					
Jack Fisher, R (8, 1) ERA: 3.69	1.2	L	9	3	2	2	2	1	0	0	0	0	0	12	16	10.80	2.400					

**BOTTOM**

**San Francisco Giants @ Houston Colt 45's**  
 Colt Stadium, Houston, TX  
 Mon Aug 05 1963, 8:05 PM EDT  
 Att. 11,822 - Unknown - 80 F

livebaseballscores.com

<b>AB</b>	<b>37</b>
<b>R</b>	<b>6</b>
<b>H</b>	<b>11</b>
<b>RBI</b>	<b>5</b>
<b>BB</b>	<b>1</b>
<b>SO</b>	<b>7</b>
<b>LOB</b>	<b>15</b>



Batter	1	2	3	4	5	6	7	8	9	AB R H RBI BB SO LOB	TOP
<b>Chuck Hiller, L</b> (1, 4) <small>OBP: 0.252, SLG: 0.265</small>	0-3 		0-0 3-4 		0-0 4-3 		0-0 		0-0 F8 	5 0 1 0 0 1 2	<b>San Francisco Giants @ Houston Colt 45's</b> Colt Stadium, Houston, TX Tue Aug 06 1963, 8:05 PM EDT Att. 10,466 - Unknown - 85 F
<b>Felipe Alou, R</b> (1, 9) <small>OBP: 0.318, SLG: 0.472</small>	0-0 F4 		0-0 			0-0 6-3 	0-0 4-3 			4 0 1 1 0 0 1	
<b>Willie McCovey, L</b> (1, 7) <small>OBP: 0.367, SLG: 0.589</small>	0-0 F3 		0-0 F8 			0-0 F9 1B 		0-0 		4 1 2 0 0 0 1	
<b>Willie Mays, R</b> (1, 8) <small>OBP: 0.362, SLG: 0.550</small>		0-0 5-3 		0-0 		0-0 1B 		0-0 F7 		4 1 3 0 0 0 1	
<b>Orlando Cepeda, R</b> (1, 3) <small>OBP: 0.345, SLG: 0.509</small>		0-0 5-3 		0-0 SF7 		0-0 F9 		0-0 F4 		3 0 0 1 0 0 4	
<b>Tom Haller, L</b> (1, 2) <small>OBP: 0.327, SLG: 0.406</small>		0-0 5-3 		0-0 		0-0 		0-0 3-1 		4 0 2 1 0 0 2	
<b>Jim Davenport, R</b> (1, 5) <small>OBP: 0.286, SLG: 0.334</small>		0-0 F6 		0-0 F4 		0-0 1-3 		0-0 		4 0 1 0 0 0 4	
<b>Ernie Bowman, R</b> (1, 6) <small>OBP: 0.194, SLG: 0.227</small>			0-0 SH2-3 	0-0 CS 	0-3 K 		0-0 		0-0 SH1-4 	3 1 2 0 0 1 0	
<b>Jim Duffalo, R</b> (1, 1) <small>OBP: 0.143, SLG: 0.143</small> <b>Don Larsen, R</b> (9, 1) <small>OBP: 0.250, SLG: 0.250</small>			0-0 SH2-3 		0-0 F6 		0-3 K 		0-0 6-3 	3 0 0 0 0 1 2 0 0 0 0 0 0 0	
<b>Inning Stats</b>	R: 0 H: 0 E: 0 LOB: 0 K: 1 BB: 0 S: 5 P: 5	R: 0 H: 1 E: 0 LOB: 1 K: 0 BB: 0 S: 4 P: 4	R: 1 H: 2 E: 0 LOB: 1 K: 0 BB: 0 S: 5 P: 5	R: 1 H: 2 E: 0 LOB: 0 K: 0 BB: 0 S: 4 P: 4	R: 0 H: 0 E: 0 LOB: 0 K: 1 BB: 0 S: 5 P: 5	R: 1 H: 3 E: 0 LOB: 2 K: 0 BB: 0 S: 6 P: 6	R: 0 H: 2 E: 0 LOB: 1 K: 1 BB: 0 S: 6 P: 6	R: 0 H: 1 E: 0 LOB: 1 K: 0 BB: 0 S: 4 P: 4	R: 0 H: 1 E: 0 LOB: 1 K: 0 BB: 0 S: 4 P: 4	1B: 9 SF: 1 2B: 2 SAC: 2 3B: 1 DP: 0 HR: 0 HBP: 0	WP: 0 PA: 38 PB: 0 SB: 1 CS: 2
<b>PITCHER</b> <b>Hal Brown, R</b> (1, 1) <small>ERA: 3.71</small> <b>Don McMahon, R</b> (6, 1) <small>ERA: 3.98</small> <b>Jim Umbricht, R</b> (8, 1) <small>ERA: 3.4</small>	IP WLS BF H R ER SO BB IBB HBP BLK WP HR S P ERA WHIP 5.2 L 24 8 3 3 2 0 0 0 0 0 0 0 28 28 4.76 1.412	IP WLS BF H R ER SO BB IBB HBP BLK WP HR S P ERA WHIP 1.1 5 2 0 0 1 0 0 0 0 0 0 0 7 7 0.00 1.500	IP WLS BF H R ER SO BB IBB HBP BLK WP HR S P ERA WHIP 2.0 8 2 0 0 0 0 0 0 0 0 0 0 8 8 0.00 1.000	<b>PITCHER</b> IP WLS BF H R ER SO BB IBB HBP BLK WP HR S P ERA WHIP							

<b>AB</b>	34
<b>R</b>	3
<b>H</b>	12
<b>RBI</b>	3
<b>BB</b>	0
<b>SO</b>	3
<b>LOB</b>	17





Batter	1	2	3	4	5	6	7	8	9	AB	R	H	RBI	BB	SO	LOB
Al Spangler, L OBP: 0.343, SLG: 0.359 (1, 8)	0-0 F6 ①		4-0 1B BB		0-0 F8 2B		0-0 F5 ②			3	0	1	0	1	0	0
Johnny Temple, R OBP: 0.349, SLG: 0.325 (1, 4)	0-0 E SF9 1B		0-3 K ①		0-0 F8 2-3 ②		0-0 4-3 ③			4	1	1	0	0	1	2
Pete Runnels, L OBP: 0.318, SLG: 0.257 (1, 3)	0-0 E4 1-3		0-0 G5-4-3 1B		4-0 BB			0-0 G3 ①		3	0	1	0	1	0	1
John Bateman, R OBP: 0.238, SLG: 0.327 (1, 2)	0-0 SF9 ②		0-0 G5-4-3 ② ③ 1-2f		0-0 F2 ③			0-0 F6 ②		3	0	0	1	0	0	4
Rusty Staub, L OBP: 0.289, SLG: 0.302 (1, 9)	0-0 F5 ③			0-0 2B		0-3 K ①		0-0 F8 ③		4	0	1	0	0	1	1
Jimmy Wynn, R OBP: 0.343, SLG: 0.430 (1, 7) (7, 6)		0-0 2B		0-3 K ①		0-0 5-3 ②			0-0 G6-4-3 1B	4	0	2	0	0	1	1
Bob Aspromonte, R OBP: 0.253, SLG: 0.268 (1, 5)		0-0 F8 ①		0-0 F8 ②		4-0 FC6-4 BB			0-0 F7 ①	3	0	0	0	1	0	3
Bob Lillis, R OBP: 0.219, SLG: 0.217 Carl Warwick, R OBP: 0.328, SLG: 0.348 (6, PH) (7, 7)		0-0 F6 ②		0-0 F5 ③		0-0 FC6-4 ③ 1-2f			0-0 G6-4-3 ② ③ 1-2f	2	0	0	0	0	0	2
Hal Brown, R OBP: 0.115, SLG: 0.115 Don McMahon, R OBP: 0.167, SLG: 0.182 Howie Goss, R OBP: 0.266, SLG: 0.347 Jim Umbricht, R (8, 1)		0-0 F6 ③			0-0 6-3 ①		0-3 K ①			2	0	0	0	0	0	1

Inning Stats	R: 1	H: 1	E: 1	K: 0	S: 5	LOB: 1	BB: 0	P: 5	R: 0	H: 1	E: 0	K: 0	S: 4	LOB: 1	BB: 0	P: 4	R: 0	H: 1	E: 0	K: 1	S: 5	LOB: 1	BB: 1	P: 9	R: 0	H: 1	E: 0	K: 1	S: 6	LOB: 1	BB: 0	P: 6	R: 0	H: 0	E: 0	K: 1	S: 5	LOB: 1	BB: 1	P: 9	R: 0	H: 0	E: 0	K: 1	S: 5	LOB: 0	BB: 0	P: 5	R: 0	H: 0	E: 0	K: 0	S: 3	LOB: 0	BB: 0	P: 3	R: 0	H: 1	E: 0	K: 0	S: 3	LOB: 0	BB: 0	P: 3	1B: 3	2B: 3	3B: 0	HR: 0	SF: 1	SAC: 0	DP: 2	HBP: 0	WP: 0	PB: 0	SB: 0	CS: 0	PA: 35
--------------	------	------	------	------	------	--------	-------	------	------	------	------	------	------	--------	-------	------	------	------	------	------	------	--------	-------	------	------	------	------	------	------	--------	-------	------	------	------	------	------	------	--------	-------	------	------	------	------	------	------	--------	-------	------	------	------	------	------	------	--------	-------	------	------	------	------	------	------	--------	-------	------	-------	-------	-------	-------	-------	--------	-------	--------	-------	-------	-------	-------	--------


PITCHER	IP	WLS	BF	H	R	ER	SO	BB	IBB	HBP	BLK	WP	HR	S	P	ERA	WHIP
Jim Duffalo, R ERA: 2.55 (1, 1)	8.0	W	33	6	1	0	4	3	0	0	0	0	0	38	50	0.00	1.125
Don Larsen, R ERA: 3.03 (9, 1)	1.0	S	2	0	0	0	0	0	0	0	0	0	0	2	2	0.00	0.000

**BOTTOM**

**San Francisco Giants @ Houston Colt 45's**  
Colt Stadium, Houston, TX

Tue Aug 06 1963, 8:05 PM EDT  
Att: 10,466 - Unknown - 85 F

AB	31
R	1
H	6
RBI	1
BB	3
SO	4
LOB	17



Batter	1	2	3	4	5	6	7	8	9	AB R H RBI BB SO LOB	TOP	
<b>Chuck Hiller, L</b> (1, 4) <small>OBP: 0.252, SLG: 0.264</small>	0-0 <b>F8</b> 		0-0 <b>4-3</b> 		0-0 <b>F7</b> 			0-0 <b>G4-6-3</b> <b>1B</b> 		4 0 1 0 0 0 3	<b>San Francisco Giants @ Houston Colt 45's</b> Colt Stadium, Houston, TX Wed Aug 07 1963, 4:33 AM EDT Att. 15,604 - Cloudy - 85 F	
<b>Felipe Alou, R</b> (1, 9) <small>OBP: 0.318, SLG: 0.470</small>	0-0 <b>1B</b>		0-0 <b>F7</b> 			0-0 <b>5-3</b> 	0-0 <b>G4-6-3</b> 		4 0 1 0 0 0 2			
<b>Willie McCovey, L</b> (1, 7) <small>OBP: 0.366, SLG: 0.588</small>	0-3 <b>K</b> 			0-3 <b>K</b> 		0-0 <b>F7</b> 	0-0 <b>2B</b>		4 0 1 0 0 2 1			
<b>Willie Mays, R</b> (1, 8) <small>OBP: 0.361, SLG: 0.547</small>	0-0 <b>F9</b> 			0-0 <b>F9</b> 		0-0 <b>1B</b>	0-0 <b>F8</b> 		4 0 1 0 0 0 2			
<b>Orlando Cepeda, R</b> (1, 3) <small>OBP: 0.346, SLG: 0.509</small>		0-0 <b>1-3</b> 		0-0 <b>F9</b> 		0-0 <b>1B</b>		0-0 <b>1B</b>	4 0 2 0 0 0 0			
<b>Tom Haller, L</b> (1, 2) <small>OBP: 0.326, SLG: 0.403</small>		0-0 <b>G3</b> 			0-0 <b>SH1-4</b> <b>1B</b>	0-0 <b>F8</b> 		0-0 <b>F7</b> 	4 0 1 0 0 0 3			
<b>Jim Davenport, R</b> (1, 5) <small>OBP: 0.284, SLG: 0.331</small> <b>Matty Alou, L</b> (9, PH) <small>OBP: 0.181, SLG: 0.159</small>		0-3 <b>K</b> 			0-3 <b>K</b> 		0-3 <b>K</b> 	0-0 <b>G6-4-3</b> <b>1B</b>	0-0 <b>1B</b>	3 0 0 0 0 3 1 1 0 1 0 0 0 0		
<b>Ernie Bowman, R</b> (1, 6) <small>OBP: 0.200, SLG: 0.232</small> <b>Ed Bailey, L</b> (9, PH) <small>OBP: 0.357, SLG: 0.468</small> <b>Harvey Kuenn, R</b> (9, PH) <small>OBP: 0.365, SLG: 0.431</small>			0-0 <b>F7</b> 		0-0 <b>SH1-4</b> <b>1B</b>	0-0 <b>F7</b> 	0-0 <b>G6-4-3</b> 	0-0 <b>1B</b>	3 0 1 0 0 0 0 0 0 0 0 0 0 0 1 0 0 0 0 0 2			
<b>Jack Sanford, R</b> (1, 1) <small>OBP: 0.230, SLG: 0.185</small>			4-0 <b>4-3</b> <b>BB</b>		0-0 <b>SH1-4</b> 	0-3 <b>K</b> 			1 0 0 0 1 1 0			
<b>Inning Stats</b>	R: 0 H: 1 E: 0 LOB: 1 K: 1 BB: 0 S: 6 P: 6	R: 0 H: 0 E: 0 LOB: 0 K: 1 BB: 0 S: 5 P: 5	R: 0 H: 0 E: 0 LOB: 1 K: 0 BB: 1 S: 3 P: 7	R: 0 H: 0 E: 0 LOB: 0 K: 1 BB: 0 S: 5 P: 5	R: 0 H: 2 E: 0 LOB: 2 K: 1 BB: 0 S: 7 P: 7	R: 0 H: 2 E: 0 LOB: 2 K: 0 BB: 0 S: 5 P: 5	R: 0 H: 0 E: 0 LOB: 0 K: 2 BB: 0 S: 7 P: 7	R: 0 H: 2 E: 0 LOB: 1 K: 0 BB: 0 S: 4 P: 4	R: 0 H: 2 E: 0 LOB: 1 K: 0 BB: 0 S: 4 P: 4	1B: 8 SF: 0 2B: 1 SAC: 1 3B: 0 DP: 2 HR: 0 HBP: 0		WP: 0 PA: 35 PB: 0 SB: 0 CS: 0
<b>PITCHER</b> <b>Turk Farrell, R</b> (1, 1) <small>ERA: 2.67</small> <b>Hal Woodeshick, L</b> (9, 1) <small>ERA: 1.68</small>	IP WLS BF H R ER SO BB IBB HBP BLK WP HR S P ERA WHIP 8.1 W 34 9 0 0 6 1 0 0 0 0 0 0 45 49 0.00 1.200										<b>PITCHER</b> IP WLS BF H R ER SO BB IBB HBP BLK WP HR S P ERA WHIP 0.2 S 1 0 0 0 0 0 0 0 0 0 0 0 1 1 0.00 0.000	

<b>AB</b>	<b>33</b>
<b>R</b>	<b>0</b>
<b>H</b>	<b>9</b>
<b>RBI</b>	<b>0</b>
<b>BB</b>	<b>1</b>
<b>SO</b>	<b>6</b>
<b>LOB</b>	<b>14</b>



Batter	1	2	3	4	5	6	7	8	9	AB	R	H	RBI	BB	SO	LOB
<b>Al Spangler, L</b> (1, 8) OBP: 0.343, SLG: 0.359	0-0 G3			0-0 SH1-3 1B		0-0 F6				3	1	1	0	0	0	0
<b>Johnny Temple, R</b> (1, 4) OBP: 0.347, SLG: 0.323	0-0 F8			0-0 SH1-3 1-2		0-0 6-3				2	0	0	0	0	0	0
<b>Pete Runnels, L</b> (1, 3) OBP: 0.318, SLG: 0.255	0-0 1-3			4-0 F8 1B BB		0-0 F8				2	0	0	0	1	0	0
<b>John Bateman, R</b> (1, 2) OBP: 0.239, SLG: 0.327		0-3 K		0-0 1-2 2-H 1B		0-0 F7				3	0	1	1	0	1	0
<b>Rusty Staub, L</b> (1, 9) OBP: 0.290, SLG: 0.302		0-0 F7 1B		0-0 F8 2-3		0-0 4-3				3	0	1	0	0	0	2
<b>Jimmy Wynn, R</b> (1, 7) OBP: 0.333, SLG: 0.417		0-0 F7 1-2		0-3 K		0-0 F7				3	0	0	0	0	1	3
<b>Bob Aspromonte, R</b> (1, 5) OBP: 0.251, SLG: 0.266			0-0 4-3		0-3 K			0-0 F2		3	0	0	0	0	1	0
<b>Bob Lillis, R</b> (1, 6) OBP: 0.218, SLG: 0.215			0-0 5-3		0-0 F7			0-3 K		3	0	0	0	0	1	0
<b>Turk Farrell, R</b> (1, 1) OBP: 0.273, SLG: 0.250			0-0 5-3		0-0 4-3			0-0 6-3		3	0	0	0	0	0	0
<b>Hal Woodeshick, R</b> (9, 1) OBP: 0.235, SLG: 0.188										0	0	0	0	0	0	0


Inning Stats	R: 0	H: 0	E: 0	K: 0	S: 3	R: 0	H: 1	E: 0	K: 1	S: 5	R: 0	H: 0	E: 0	K: 0	S: 3	R: 1	H: 2	E: 0	K: 1	S: 7	R: 0	H: 0	E: 0	K: 1	S: 5	R: 0	H: 0	E: 0	K: 0	S: 3	R: 0	H: 0	E: 0	K: 0	S: 3	R: 0	H: 0	E: 0	K: 1	S: 5
<b>Jack Sanford, R</b> (1, 1) ERA: 3.59	IP	WLS	BF	H	R	ER	SO	BB	IBB	HBP	BLK	WP	HR	S	P	ERA	WHIP	IP	WLS	BF	H	R	ER	SO	BB	IBB	HBP	BLK	WP	HR	S	P	ERA	WHIP						

**BOTTOM**

**San Francisco Giants @ Houston Colt 45's**  
Colt Stadium, Houston, TX

Wed Aug 07 1963, 4:33 AM EDT  
Att. 15,604 - Cloudy - 85 F

<b>AB</b>	<b>25</b>
<b>R</b>	<b>1</b>
<b>H</b>	<b>3</b>
<b>RBI</b>	<b>1</b>
<b>BB</b>	<b>1</b>
<b>SO</b>	<b>4</b>
<b>LOB</b>	<b>5</b>



1B: 3	SF: 0	WP: 0	PA: 27
2B: 0	SAC: 1	PB: 0	
3B: 0	DP: 0	SB: 0	
HR: 0	HBP: 0	CS: 0	

[livebaseballscores.com](http://livebaseballscores.com)

Batter	1	2	3	4	5	6	7	8	9	AB R H RBI BB SO LOB	TOP	
Harvey Kuenn, R OBP: 0.358, SLG: 0.422 (1, 9) (8, 7)	0-0 6-3		0-3 K		0-0 F9			0-0 G3	0-3 K	5 0 0 0 0 2 1		
Chuck Hiller, L OBP: 0.248, SLG: 0.261 (1, 4)	0-3 K		0-0 F9		0-0 F8			0-0 F8		4 0 0 0 0 1 0		
Willie McCovey, L OBP: 0.367, SLG: 0.591 Felipe Alou, R OBP: 0.318, SLG: 0.470 (1, 7) (8, 9)	0-3 K			0-0 1B 3B		0-0 5-3		4-0 1B 2B BB		3 2 1 0 1 1 0 0 0 0 0 0 0 0		
Willie Mays, R OBP: 0.360, SLG: 0.544 (1, 8)		0-0 F9		0-0 5-3		0-0 F9		0-0 2B S 1B		4 1 1 0 0 0 1		
Orlando Cepeda, R OBP: 0.350, SLG: 0.514 (1, 3)		0-0 G3 1B		0-0 G3 1B		0-0 6-3		0-0 2B 2B		4 1 3 3 0 0 0		
Ed Bailey, L OBP: 0.355, SLG: 0.468 (1, 2)		0-0 G3 1-2		0-0 G3 1-2			0-0 F7	0-0 2B		4 0 1 1 0 0 2		
Jim Davenport, R OBP: 0.286, SLG: 0.329 (1, 5)		4-0 IBB		4-0 IBB			0-0 F8		0-0 F5	2 0 0 0 2 0 0		
Ernie Bowman, R OBP: 0.203, SLG: 0.233 (1, 6)	0-3 K		0-0 F4				0-0 1B		0-0 5-3	4 0 1 0 0 1 4		
Juan Marichal, R OBP: 0.152, SLG: 0.143 (1, 1)			0-0 F5		0-3 K		0-0 F7		0-1 CI	3 0 0 0 0 1 1		
<b>Inning Stats</b>	R: 0 H: 0 E: 0 LOB: 0 K: 2 BB: 0 S: 7 P: 7	R: 0 H: 1 E: 0 LOB: 2 K: 1 BB: 1 S: 6 P: 10	R: 0 H: 0 E: 0 LOB: 0 K: 1 BB: 0 S: 5 P: 5	R: 1 H: 2 E: 0 LOB: 2 K: 0 BB: 1 S: 5 P: 9	R: 0 H: 0 E: 0 LOB: 0 K: 1 BB: 0 S: 5 P: 5	R: 0 H: 0 E: 0 LOB: 0 K: 0 BB: 0 S: 3 P: 3	R: 0 H: 1 E: 0 LOB: 1 K: 0 BB: 0 S: 4 P: 4	R: 3 H: 3 E: 0 LOB: 1 K: 0 BB: 1 S: 5 P: 9	R: 0 H: 0 E: 1 LOB: 1 K: 1 BB: 0 S: 6 P: 6	1B: 4 SF: 0 2B: 2 SAC: 0 3B: 1 DP: 0 HR: 0 HBP: 0	WP: 0 PA: 37 PB: 0 SB: 1 CS: 0	
<b>PITCHER</b> Ray Culp, R ERA: 2.83 Jack Baldschun, R ERA: 2.21 (1, 1) (8, 1)	IP WLS BF H R ER SO BB IBB HBP BLK WP HR S P ERA WHIP											<b>PITCHER</b> IP WLS BF H R ER SO BB IBB HBP BLK WP HR S P ERA WHIP
	7.0 L 27 4 1 1 5 0 2 0 0 0 0 0 35 43 1.29 0.571											

San Francisco Giants @ Philadelphia Phillies  
 Connie Mack Stadium, Philadelphia, PA  
 Fri Aug 09 1963, 7:05 PM EDT  
 Att. 27,145 - Unknown

livebaseballscorecards.com

AB	33
R	4
H	7
RBI	4
BB	3
SO	6
LOB	9



Batter	1	2	3	4	5	6	7	8	9	AB	R	H	RBI	BB	SO	LOB
Tony Taylor, R (1, 4) OBP: 0.339, SLG: 0.364	0-3 K		0-0 1B		4-0 BB			0-0 G3-6 1B		3	0	2	0	1	1	0
Johnny Callison, L (1, 9) OBP: 0.341, SLG: 0.482	0-0 3B		0-0 F7		0-0 F7			0-0 F8		4	0	1	0	0	0	4
Wes Covington, L (1, 7) OBP: 0.377, SLG: 0.550	0-3 K			0-0 1B			0-0 4-3	0-0 G3-6 1-2f		4	0	1	0	0	1	2
Tony Gonzalez, L (1, 8) OBP: 0.382, SLG: 0.448	0-0 F7		0-0 F7		0-3 K		0-3 K		0-0 FC4-6 BB 1B	4	0	1	0	0	1	2
Roy Sievers, R (1, 3) OBP: 0.316, SLG: 0.430		0-0 G6-4-3 1B		0-3 K		0-0 F8		0-0 FC4-6 BB 1-2	4-0 FC4-6 BB	3	0	1	0	1	1	1
Clay Dalrymple, L (1, 2) OBP: 0.323, SLG: 0.357		0-0 F5		0-0 G3			0-0 G3	0-0 FC4-6 L4-3 1-2f 2-3	0-0 FC4-6 L4-3	4	0	0	0	0	0	4
Don Hoak, R (1, 5) OBP: 0.279, SLG: 0.316		0-0 G6-4-3 1-2f		0-0 F6		0-0 F8		0-0 L4-3 1-2	0-0 L4-3	4	0	0	0	0	0	3
Bobby Wine, R (1, 6) OBP: 0.234, SLG: 0.277			0-0 F8		0-0 SH3 1B		0-0 E6			3	0	1	0	0	0	0
Ray Culp, R (1, 1) OBP: 0.200, SLG: 0.189 Don Demeter, R (7, PH) OBP: 0.329, SLG: 0.455 Jack Baldschun, R (8, 1)			0-3 K		0-0 SH3		0-3 K			1	0	0	0	0	1	0
					1-2					1	0	0	0	0	1	1
										0	0	0	0	0	0	0


Inning Stats	R: 0	H: 1	E: 0	LOB: 1	K: 2	BB: 0	S: 8	P: 8	R: 0	H: 1	E: 0	LOB: 0	K: 0	BB: 0	S: 3	P: 3	R: 0	H: 1	E: 0	LOB: 1	K: 1	BB: 0	S: 6	P: 6	R: 0	H: 1	E: 0	LOB: 1	K: 1	BB: 0	S: 6	P: 6	R: 0	H: 0	E: 0	LOB: 0	K: 1	BB: 0	S: 5	P: 5	R: 0	H: 0	E: 1	LOB: 1	K: 1	BB: 0	S: 6	P: 6	R: 0	H: 1	E: 0	LOB: 0	K: 0	BB: 0	S: 3	P: 3	R: 0	H: 1	E: 0	LOB: 1	K: 0	BB: 1	S: 3	P: 7	1B: 6	SF: 0	2B: 1	SAC: 1	3B: 1	DP: 3	HR: 0	HBP: 0	WP: 0	PA: 34
PITCHER Juan Marichal, R (1, 1) ERA: 2.05	IP	WLS	BF	H	R	ER	SO	BB	IBB	HBP	BLK	WP	HR	S	P	ERA	WHIP	IP	WLS	BF	H	R	ER	SO	BB	IBB	HBP	BLK	WP	HR	S	P	ERA	WHIP	IP	WLS	BF	H	R	ER	SO	BB	IBB	HBP	BLK	WP	HR	S	P	ERA	WHIP																							

**BOTTOM**

San Francisco Giants @ Philadelphia Phillies  
 Connie Mack Stadium, Philadelphia, PA

Fri Aug 09 1963, 7:05 PM EDT  
 Att. 27,145 - Unknown

AB 31  
 R 0  
 H 7  
 RBI 0  
 BB 2  
 SO 6  
 LOB 17



WP	HR	S	P	ERA	WHIP
0	0	44	52	0.00	1.000

Batter	1	2	3	4	5	6	7	8	9	AB	R	H	RBI	BB	SO	LOB	TOP								
Harvey Kuenn, R OBP: 0.362, SLG: 0.426 (1, 5) (8, 7)	0-0 BB 1B 1B		0-0 HBP 1B 1B	0-0 F9		0-0 1-2 3-H 1B	0-0 FC6-4			5	0	3	1	0	0	4									
Jim Davenport, R OBP: 0.285, SLG: 0.328 (1, 4) (8, 5)	0-0 F9		0-0 HBP 1B	0-3 K		0-0 F4		0-0 1-3		5	0	1	0	0	1	4									
Willie McCovey, L OBP: 0.367, SLG: 0.587 Chuck Hiller, L OBP: 0.248, SLG: 0.261 (1, 7) (8, 4)	4-0 BB 1B 3B BB		1-0 FC6-4 HBP		0-3 K	0-0 4-3		0-0 6-3		3	1	0	0	1	1	2									
Willie Mays, R OBP: 0.361, SLG: 0.543 (1, 8)	0-0 1-2 2-H 3B 1B		0-0 F9		0-0 6-3		0-3 K	0-0 1B		5	1	2	0	0	1	2									
Orlando Cepeda, R OBP: 0.353, SLG: 0.520 (1, 3)	0-0 1-H 2-H 3B		0-0 FC6-4		0-0 1B		0-0 1B S	0-0 F8		5	1	3	2	0	0	3									
Felipe Alou, R OBP: 0.321, SLG: 0.474 (1, 9)	0-3 K			0-0 1B SF8 2B	0-0 F9		0-0 E 1-H 1B	0-0 WP 1B 1B		5	2	3	1	0	1	2									
Ed Bailey, L OBP: 0.360, SLG: 0.473 (1, 2)		0-0 F4		0-0 2-3 1B 1B		0-0 1B 1B 2B	4-0 E 1B IBB	0-0 F9		4	2	2	0	1	0	1									
Ernie Bowman, R OBP: 0.215, SLG: 0.247 (1, 6)		0-3 K		0-0 1-2 3-H SF8		0-0 S 1B 1B	0-0 E6 FC6-4	0-0 SH1-3-5 1B		4	0	2	2	0	1	2									
Billy O'Dell, S OBP: 0.234, SLG: 0.246 Bobby Bolin, R OBP: 0.200, SLG: 0.091 Jack Fisher, R OBP: 0.200, SLG: 0.185 Billy Hoelt, L (1, 1) (2, 1) (7, 1) (8, 1)		0-0 5-3		0-0 2-H 1B		0-3 K	0-3 K	0-0 SH1-3-5 1-3f		1	0	0	0	0	0	0									
										3	0	1	1	0	2	5									
										0	0	0	0	0	0	0									
										0	0	0	0	0	0	0									
										0	0	0	0	0	0	0									
Inning Stats	R: 2 E: 0 K: 1 S: 7	H: 3 LOB: 1 BB: 1 P: 11	R: 0 E: 0 K: 1 S: 5	H: 0 LOB: 0 BB: 0 P: 5	R: 0 E: 0 K: 1 S: 4	H: 2 LOB: 2 BB: 0 P: 5	R: 2 E: 0 K: 1 S: 8	H: 3 LOB: 1 BB: 0 P: 8	R: 0 E: 0 K: 1 S: 6	H: 1 LOB: 1 BB: 0 P: 6	R: 1 E: 0 K: 1 S: 8	H: 3 LOB: 2 BB: 0 P: 8	R: 1 E: 1 K: 2 S: 10	H: 2 LOB: 3 BB: 1 P: 14	R: 0 E: 0 K: 0 S: 4	H: 1 LOB: 1 BB: 0 P: 4	R: 1 E: 0 K: 0 S: 4	H: 2 LOB: 0 BB: 0 P: 4	1B: 14 2B: 3 3B: 1 HR: 0	SF: 1 SAC: 1 DP: 1 HBP: 1	WP: 1 PB: 0 SB: 2 CS: 0	PA: 45			
PITCHER	IP	WLS	BF	H	R	ER	SO	BB	IBB	HBP	BLK	WP	HR	S	P	ERA	WHIP								
Dennis Bennett, L ERA: 2.56 (1, 1)	3.1	L	18	8	4	4	2	1	0	1	0	0	0	20	25	10.80	2.700								
Johnny Klippstein, R ERA: 1.93 (4, 1)	1.2		6	1	0	0	2	0	0	0	0	0	0	10	10	0.00	0.600								
Ryne Duren, R ERA: 3.82 (6, 1)	1.1		9	5	2	2	2	0	0	0	0	0	0	13	13	13.50	3.750								
Bobby Locke, R ERA: 6.75 (7, 1)	0.2		4	0	0	0	1	0	1	0	0	0	0	5	9	0.00	0.000								
Dallas Green, R ERA: 2.9 (8, 1)	2.0		8	3	1	1	0	0	0	0	0	1	0	8	8	4.50	1.500								

San Francisco Giants @ Philadelphia Phillies  
 Connie Mack Stadium, Philadelphia, PA  
 Sat Aug 10 1963, 3:33 AM EDT  
 Att: 11,012 - Unknown

livebaseballscorecards.com

AB 40  
 R 7  
 H 17  
 RBI 7  
 BB 2  
 SO 7  
 LOB 25



BOTTOM

San Francisco Giants @ Philadelphia Phillies  
Connie Mack Stadium, Philadelphia, PA

Sat Aug 10 1963, 3:33 AM EDT  
Att. 11,012 - Unknown

livebaseballscorecards.com

AB	35
R	6
H	9
RBI	6
BB	3
SO	10
LOB	14



WP:	0	PA:	38
PB:	0		
SB:	0		
CS:	0		

AB R H RBI BB SO LOB

4 1 0 0 1 2 0

5 2 2 0 0 1 0

3 0 1 2 1 0 0

4 0 0 0 0 2 3

0 0 0 0 0 0 0

4 1 2 1 0 1 1

4 0 0 0 0 1 4

2 0 2 1 1 0 0

1 0 0 0 0 1 0

4 1 1 0 0 1 4

1 0 0 0 0 0 1 0

0 0 0 0 0 0 0 0

1 0 0 0 0 0 0 2

0 0 0 0 0 0 0 0

0 0 0 0 0 0 0 0

1 0 0 0 0 0 0 0

0 0 0 0 0 0 0 0

1 1 1 2 0 0 0 0

1B: 5 SF: 0

2B: 2 SAC: 0

3B: 1 DP: 2

HR: 1 HBP: 0

Batter	1	2	3	4	5	6	7	8	9
Tony Taylor, R OBP: 0.337, SLG: 0.361 (1, 4)	0-0 F9			0-3 K		0-3 K		4-0 1B 3B BB	0-0 F8
Johnny Callison, L OBP: 0.342, SLG: 0.483 (1, 9)	0-0 6-3			0-3 K		0-0 1B 2B		0-0 1-3 3B 1B	0-0 F8
Tony Gonzalez, L OBP: 0.383, SLG: 0.452 (1, 7) (3, 8)	0-0 4-3			0-0 F3		4-0 1B BB		0-0 1-H 3-H 3B	
Don Demeter, R OBP: 0.325, SLG: 0.450 (1, 8) (3, 3)			0-3 K		0-3 K	0-0 F8		0-0 F5	
Earl Averill, R OBP: 0.311, SLG: 0.327 Wes Covington, L OBP: 0.379, SLG: 0.549 (1, 3) (2, PH) (3, 7)			0-3 K		0-0 1B E	0-0 1B FC6-4		0-0 1-3 1B	
Don Hoak, R OBP: 0.276, SLG: 0.312 (1, 5)			0-3 K		0-0 1B E6	0-0 1B FC6-4		0-0 F7	
Clay Dalrymple, L OBP: 0.328, SLG: 0.361 Ruben Amaro, R OBP: 0.274, SLG: 0.302 (1, 2) (9, PH)			4-0 BB G4-6-3		0-0 1B 1-3 2-H		0-0 G6-3 1B		0-3 K
Bobby Wine, R OBP: 0.234, SLG: 0.280 (1, 6)			0-0 G4-6-3		0-3 K		0-0 G6-3		0-0 HR 2B
Dennis Bennett, L OBP: 0.071, SLG: 0.071 Johnny Klippstein, R Frank Torre, L OBP: 0.304, SLG: 0.319 Ryne Duren, R OBP: 0.263, SLG: 0.176 Bobby Locke, R Cal Emery, L OBP: 0.187, SLG: 0.167 Dallas Green, L OBP: 0.043, SLG: 0.043 Roy Sievers, R OBP: 0.318, SLG: 0.442 (1, 1) (4, 1) (5, PH) (6, 1) (7, 1) (7, PH) (8, 1) (9, PH)			0-3 K		0-0 F8		0-0 6-3		0-0 HR

Inning Stats	R: 0	H: 0	E: 0	LOB: 0	K: 0	BB: 0	S: 3	R: 0	H: 0	E: 0	LOB: 0	K: 3	BB: 0	S: 9	R: 0	H: 0	E: 0	LOB: 0	K: 1	BB: 1	S: 4	R: 0	H: 0	E: 0	LOB: 0	K: 2	BB: 0	S: 7	R: 1	H: 2	E: 1	LOB: 2	K: 2	BB: 0	S: 10	R: 1	H: 2	E: 0	LOB: 2	K: 1	BB: 1	S: 7	R: 0	H: 1	E: 0	LOB: 0	K: 0	BB: 0	S: 3	R: 2	H: 2	E: 0	LOB: 1	K: 0	BB: 1	S: 5	R: 2	H: 2	E: 0	LOB: 0	K: 1	BB: 0	S: 7	R: 0	H: 2	E: 0	LOB: 0	K: 1	BB: 0	S: 7	R: 0	H: 2	E: 0	LOB: 0	K: 1	BB: 0	S: 7
--------------	------	------	------	--------	------	-------	------	------	------	------	--------	------	-------	------	------	------	------	--------	------	-------	------	------	------	------	--------	------	-------	------	------	------	------	--------	------	-------	-------	------	------	------	--------	------	-------	------	------	------	------	--------	------	-------	------	------	------	------	--------	------	-------	------	------	------	------	--------	------	-------	------	------	------	------	--------	------	-------	------	------	------	------	--------	------	-------	------

PITCHER	IP	WLS	BF	H	R	ER	SO	BB	IBB	HBP	BLK	WP	HR	S	P	ERA	WHIP
Billy O'Dell, L ERA: 2.78 (1, 1)	1.0		3	0	0	0	0	0	0	0	0	0	0	3	3	0.00	0.000
Bobby Bolin, R ERA: 2.67 (2, 1)	5.0	W	22	5	2	1	9	2	0	0	0	0	0	38	46	1.80	1.400
Jack Fisher, R ERA: 3.83 (7, 1)	1.0		4	1	2	2	0	1	0	0	0	0	0	3	7	18.00	2.000
Billy Hoelt, L ERA: 5.28 (8, 1)	2.0	S	9	3	2	2	1	0	0	0	0	0	1	11	11	9.00	1.500

Batter	1	2	3	4	5	6	7	8	9	AB R H RBI BB SO LOB	TOP											
Harvey Kuenn, R OBP: 0.370, SLG: 0.429 (1, 5) (9, 7)	0-0 4-3 SH1-3 1B		4-0 1B BB		4-0 1-2 2B BB		0-3 K		0-0 FC2-6 1B	3 2 2 0 2 0 1												
Chuck Hiller, L OBP: 0.249, SLG: 0.273 (1, 4) (9, 7)	0-0 SH1-3		0-0 SF8		0-0 SH2-4		0-0 HR 1B		0-0 FC2-6 4-3 PB 1-2f	2 1 1 3 0 0 1												
Willie McCovey, L OBP: 0.367, SLG: 0.585 Norm Larker, L OBP: 0.298, SLG: 0.235 (1, 7) (5, 3)	0-0 4-3		0-0 FC6-4 1B		0-3 K		0-0 1-H HR		0-0 4-3	3 0 1 0 0 1 3 2 0 0 0 0 1 1												
Willie Mays, R OBP: 0.360, SLG: 0.542 (1, 8) (9, 7)	0-0 5-3		0-0 FC6-4 1-2f		0-0 S 2B		0-3 K		0-0 F7	4 0 1 2 0 1 3												
Orlando Cepeda, R OBP: 0.354, SLG: 0.521 (1, 3) (5, 7)		0-0 F3		0-0 2B	4-0 IBB		0-3 K			3 0 1 0 1 0 0 0 0 0 0 0 0 0 0 0 0 0 0 0 0												
Jose Pagan, R OBP: 0.268, SLG: 0.270 Jim Davenport, R OBP: 0.285, SLG: 0.328 (8, 7) (9, 5)		0-0 L5-3 1B		0-0 B2	0-0 S			0-0 5-3		5 0 2 0 0 0 3												
Felipe Alou, R OBP: 0.323, SLG: 0.474 (1, 9) (9, 7)		0-0 L5-3		0-0 G6-4-3 BB		0-0 F8		0-0 1B		3 0 0 0 1 0 2												
Tom Haller, L OBP: 0.325, SLG: 0.397 (1, 2) (9, 7)		0-0 L5-3		0-0 G6-4-3 BB		0-0 6-3		0-0 F4		4 1 1 0 0 0 3												
Ernie Bowman, R OBP: 0.217, SLG: 0.259 (1, 6) (9, 7)			0-0 SH1-4 SF8 2B		0-0 G6-4-3 1-2f		0-0 6-3		0-0 F4	3 1 1 0 0 1 0 0 0 0 0 0 0 0 0 0 0 0 0 0 0												
Jack Sanford, R OBP: 0.234, SLG: 0.191 Billy Hoelt, L Don Larsen, R OBP: 0.250, SLG: 0.250 (1, 1) (9, 1) (9, 1)			0-0 SH1-4		0-0 E5 SH2-4 BB 2B		0-0 F4		0-0 1-3	3 1 1 0 0 1 0 0 0 0 0 0 0 0 0 0 0 0 0 0 0												
Inning Stats	R: 0 E: 0 K: 0 S: 4	H: 1 LOB: 1 BB: 0 P: 4	R: 0 E: 0 K: 0 S: 3	H: 1 LOB: 0 BB: 0 P: 3	R: 1 E: 0 K: 0 S: 5	H: 2 LOB: 2 BB: 1 P: 9	R: 0 E: 0 K: 0 S: 3	H: 1 LOB: 1 BB: 1 P: 7	R: 2 E: 1 K: 1 S: 6	H: 1 LOB: 2 BB: 2 P: 14	R: 0 E: 0 K: 0 S: 3	H: 0 LOB: 0 BB: 0 P: 3	R: 2 E: 0 K: 3 S: 11	H: 2 LOB: 0 BB: 0 P: 11	R: 0 E: 0 K: 0 S: 4	H: 1 LOB: 1 BB: 0 P: 4	R: 0 E: 0 K: 0 S: 4	H: 1 LOB: 1 BB: 0 P: 4	1B: 6 2B: 4 3B: 0 HR: 1	SF: 1 SAC: 3 DP: 2 HBP: 0	WP: 0 PB: 1 SB: 1 CS: 0	PA: 40
PITCHER	IP WLS BF H R ER SO BB IBB HBP BLK WP HR S P ERA WHIP																					
Cal McLish, R ERA: 2.98 John Boozer, R ERA: 3.35 Johnny Klippstein, R ERA: 1.91 (1, 1) (7, 1) (9, 1)	6.0 L 27 6 3 1 1 3 1 0 0 0 0 0 24 40 1.50 1.500																					
	2.0 9 3 2 2 3 0 0 0 0 0 0 1 15 15 9.00 1.500																					
	1.0 4 1 0 0 0 0 0 0 0 0 0 0 4 4 0.00 1.000																					

San Francisco Giants @ Philadelphia Phillies  
 Connie Mack Stadium, Philadelphia, PA  
 Sun Aug 11 1963, 3:33 AM EDT  
 Att: 15,874 - Unknown


livebaseballscorecards.com

AB 32  
 R 5  
 H 10  
 RBI 5  
 BB 4  
 SO 4  
 LOB 17







Batter	1	2	3	4	5	6	7	8	9	AB R H RBI BB SO LOB	TOP
Harvey Kuenn, R OBP: 0.368, SLG: 0.426 (1, 7) X	0-0 1-3 ①		0-0 F2 ③			0-0 4-3 ①		0-0 SH3-4 2B 1B		4 1 1 0 0 0 0	
Jim Davenport, R OBP: 0.285, SLG: 0.330 (1, 4) SSS	0-3 K ②			0-0 1-3 ①		0-0 1B 2B		0-0 SH3-4 ① 1-2		3 0 1 0 0 1 0	
Jim Ray Hart, R OBP: 0.583, SLG: 0.500 (1, 5) X	0-0 6-3 ③			0-0 1-3 ②		4-0 1B BB	BBB	0-0 2B ② 2-H		3 0 1 1 1 0 0	
Willie Mays, R OBP: 0.359, SLG: 0.540 (1, 8)		0-0 6-3 ①		0-0 1B ②		0-0 F5 ②		0-0 5-3 ③		4 0 1 0 0 0 2	
Orlando Cepeda, R OBP: 0.353, SLG: 0.518 (1, 3)		0-0 6-3 ②		0-0 F8 ③		0-0 1B ③ 1-2 2-3			0-3 K ① SSS	4 0 1 0 0 1 1	
Felipe Alou, R OBP: 0.322, SLG: 0.472 (1, 9)		0-0 1B ③			0-3 K ① SSS	0-0 F8 ③			0-0 F8 ②	4 0 1 0 0 1 3	
Ed Bailey, L OBP: 0.360, SLG: 0.472 Jose Pagan, R OBP: 0.270, SLG: 0.272 Juan Marichal, R OBP: 0.152, SLG: 0.143 (1, 2) (9, PH) (9, PR)		0-0 F5 ③			0-0 1-3 1B ②		0-3 K ① SSS		0-0 FC5-4 1B ③	3 0 1 0 0 1 1 1 0 1 0 0 0 0 0 0 0 0 0 0 0	AB 33 R 1 H 8 RBI 1 BB 1 SO 8 LOB 10
Ernie Bowman, R OBP: 0.207, SLG: 0.247 (1, 6)			0-0 6-3 ①		0-0 1-3 ②		0-3 K ②		0-0 FC5-4 ③ 1-2f	4 0 0 0 0 1 2	
Jim Duffalo, R OBP: 0.118, SLG: 0.118 Bobby Bolin, R OBP: 0.200, SLG: 0.091 (1, 1) (8, 1)			0-3 K ②		0-3 K ③		0-3 K ③			3 0 0 0 0 3 1 0 0 0 0 0 0 0	
Inning Stats	R: 0 E: 0 K: 1 S: 5 H: 0 LOB: 0 BB: 0 P: 5	R: 0 E: 0 K: 0 S: 4 H: 1 LOB: 1 BB: 0 P: 4	R: 0 E: 0 K: 1 S: 5 H: 0 LOB: 0 BB: 0 P: 5	R: 0 E: 0 K: 0 S: 4 H: 1 LOB: 1 BB: 0 P: 4	R: 0 E: 0 K: 2 S: 8 H: 1 LOB: 1 BB: 0 P: 8	R: 0 E: 0 K: 0 S: 5 H: 2 LOB: 3 BB: 1 P: 9	R: 0 E: 0 K: 3 S: 9 H: 0 LOB: 0 BB: 0 P: 9	R: 1 E: 0 K: 0 S: 4 H: 2 LOB: 0 BB: 0 P: 4	R: 0 E: 0 K: 1 S: 6 H: 1 LOB: 1 BB: 0 P: 6	1B: 6 2B: 2 3B: 0 HR: 0 SF: 0 SAC: 1 DP: 0 HBP: 0	WP: 0 PB: 0 SB: 0 CS: 0 PA: 35
PITCHER Chris Short, L ERA: 3.4 (1, 1)	IP 9.0 WLS W BF 35 H 8 R 1 ER 1 SO 8 BB 1 IBB 0 HBP 0 BLK 0 WP 0 HR 0 S 50 P 54 ERA 1.00 WHIP 1.000	PITCHER IP WLS BF H R ER SO BB IBB HBP BLK WP HR S P ERA WHIP									

San Francisco Giants @ Philadelphia Phillies  
 Connie Mack Stadium, Philadelphia, PA  
 Mon Aug 12 1963, 7:05 PM EDT  
 Att: 20,671 - Unknown

livebaseballscorecards.com

Batter	1	2	3	4	5	6	7	8	9	AB R H RBI BB SO LOB
Tony Taylor, R OBP: 0.342, SLG: 0.364 (1, 4)	0-0 L5-3 1B		4-0 S BB		0-0 1-2 1B			0-0 HR 1B		3 1 3 0 1 0 0
Johnny Callison, L OBP: 0.342, SLG: 0.486 (1, 9)	0-0 L5-3 1-2		4-0 1-2 BB		0-0 3-1			0-0 1-H HR		3 1 1 2 1 0 3
Wes Covington, L OBP: 0.383, SLG: 0.564 (1, 7) Frank Torre, L OBP: 0.301, SLG: 0.315 (9, 3)	0-0 G3		0-0 F9			0-0 4-3		0-0 4-3		4 0 0 0 0 0 2 0 0 0 0 0 0 0
Tony Gonzalez, L OBP: 0.385, SLG: 0.450 (1, 8) (9, 7)		4-0 S BB		0-0 F7-6-4 1B		0-0 BB 1B		4-0 S 1B BB		2 1 2 0 2 0 0
Roy Sievers, R OBP: 0.317, SLG: 0.435 (1, 3) Cookie Rojas, R OBP: 0.250, SLG: 0.200 (8, PR) Ruben Amaro, R OBP: 0.274, SLG: 0.302 (9, 5)		0-3 K		0-0 P3		4-0 G6-4-3 BB		0-0 1-H S 1B		3 0 1 1 1 1 2 0 0 0 0 0 0 0 0 0 0 0 0 0 0
Don Demeter, R OBP: 0.322, SLG: 0.444 (1, 5) (9, 8)		0-3 K 1-2		0-0 F7-6-4 1-2		0-0 G6-4-3 1-2f		0-0 F8 1-2		4 0 0 0 0 1 5
Clay Dalrymple, L OBP: 0.327, SLG: 0.356 (1, 2)		0-3 K			0-0 P3		4-0 S-2-3 BB	4-0 IBB		2 0 0 0 2 1 1
Bobby Wine, R OBP: 0.229, SLG: 0.273 (1, 6)			0-0 5-3		0-3 K		0-3 K	0-3 K		4 0 0 0 0 3 3
Chris Short, R OBP: 0.103, SLG: 0.154 (1, 1)			0-0 1-3		0-0 1B 1B		0-0 6-2-3 1-2f			3 0 1 0 0 0 1

Inning Stats	R: 0 E: 0 K: 0 S: 3	H: 1 LOB: 0 BB: 0 P: 3	R: 0 E: 0 K: 3 S: 9	H: 0 LOB: 1 BB: 1 P: 13	R: 0 E: 0 K: 0 S: 3	H: 0 LOB: 2 BB: 2 P: 11	R: 0 E: 0 K: 0 S: 3	H: 1 LOB: 0 BB: 0 P: 3	R: 0 E: 0 K: 1 S: 7	H: 2 LOB: 2 BB: 0 P: 7	R: 0 E: 0 K: 0 S: 3	H: 1 LOB: 1 BB: 1 P: 7	R: 0 E: 0 K: 1 S: 4	H: 0 LOB: 0 BB: 1 P: 8	R: 3 E: 0 K: 1 S: 8	H: 3 LOB: 2 BB: 2 P: 16
1B: 7 2B: 3 3B: 0 HR: 1	SF: 0 SAC: 0 DP: 4 HBP: 0	WP: 0 PA: 35 PB: 0 SB: 4 CS: 0														

PITCHER	IP	WLS	BF	H	R	ER	SO	BB	IBB	HBP	BLK	WP	HR	S	P	ERA	WHIP
Jim Duffalo, R ERA: 2.67 (1, 1)	7.1	L	31	7	3	3	5	6	0	0	0	0	1	35	59	3.68	1.773
Bobby Bolin, R ERA: 2.65 (8, 1)	0.2		4	1	0	0	1	0	1	0	0	0	0	5	9	0.00	1.500

**BOTTOM**

**San Francisco Giants @ Philadelphia Phillies**  
**Connie Mack Stadium, Philadelphia, PA**  
 Mon Aug 12 1963, 7:05 PM EDT  
 Att. 20,671 - Unknown

[livebaseballscorecards.com](http://livebaseballscorecards.com)

<b>AB</b>	<b>28</b>
<b>R</b>	<b>3</b>
<b>H</b>	<b>8</b>
<b>RBI</b>	<b>3</b>
<b>BB</b>	<b>7</b>
<b>SO</b>	<b>6</b>
<b>LOB</b>	<b>17</b>



Batter	1	2	3	4	5	6	7	8	9	AB R H RBI BB SO LOB	TOP											
Harvey Kuenn, R OBP: 0.367, SLG: 0.423 (1, 7) (8, 9)	0-0 3-1			0-0 FC5-6 1B		0-0 F9			0-0 F9	4 0 1 0 0 0 1												
Chuck Hiller, L OBP: 0.246, SLG: 0.269 (1, 4)	0-0 4-3			0-0 FC5-6 WP 1-2f		0-0 F5			0-0 1-3	4 0 0 0 0 0 2												
Jim Ray Hart, R OBP: 0.467, SLG: 0.364 (1, 5)	0-0 6-3			0-3 K2-3 1-3						3 0 0 0 0 2 1												
Willie Mays, R OBP: 0.357, SLG: 0.536 (1, 8) (8, 6)		0-0 F9		0-0 F8					0-0 F3	3 0 0 0 0 0 1												
Ed Bailey, L OBP: 0.356, SLG: 0.466 (1, 2)		0-0 F5			0-0 F9				0-0 3-1	3 0 0 0 0 0 0												
Orlando Cepeda, R OBP: 0.351, SLG: 0.514 (1, 3) (8, 7)		0-3 K			0-3 K				0-0 4-3	3 0 0 0 0 2 0												
Felipe Alou, R OBP: 0.322, SLG: 0.471 (1, 9) (8, 8)			0-0 F4		0-0 5-3				0-0 G4-6-3 1B	3 0 1 0 0 0 0												
Ernie Bowman, R OBP: 0.202, SLG: 0.241 (8, PH) Norm Larker, L OBP: 0.296, SLG: 0.233 (8, 3)			0-3 K			0-3 K			0-0 G4-6-3 1-2f	2 0 0 0 0 2 0 1 0 0 0 0 0 1												
Juan Marichal, R OBP: 0.160, SLG: 0.141 (1, 1) Bobby Bolin, R OBP: 0.200, SLG: 0.091 (8, 1) Jim Davenport, R OBP: 0.285, SLG: 0.330 (9, PH)			0-0 F3			4-0 BB			0-3 K	1 0 0 0 1 0 0 0 0 0 0 0 0 0 1 0 0 0 0 1 0												
<b>Inning Stats</b>	R: 0 E: 0 K: 0 S: 3	H: 0 LOB: 0 BB: 0 P: 3	R: 0 E: 0 K: 1 S: 5	H: 0 LOB: 0 BB: 0 P: 5	R: 0 E: 0 K: 1 S: 6	H: 1 LOB: 1 BB: 0 P: 6	R: 0 E: 0 K: 1 S: 5	H: 0 LOB: 0 BB: 0 P: 5	R: 0 E: 0 K: 1 S: 5	H: 0 LOB: 1 BB: 1 P: 9	R: 0 E: 0 K: 1 S: 5	H: 0 LOB: 0 BB: 0 P: 5	R: 0 E: 0 K: 0 S: 3	H: 1 LOB: 0 BB: 0 P: 3	R: 0 E: 0 K: 1 S: 5	H: 0 LOB: 0 BB: 0 P: 5	1B: 2 2B: 0 3B: 0 HR: 0	SF: 0 SAC: 0 DP: 1 HBP: 0	WP: 2 PB: 0 SB: 0 CS: 0	PA: 29		
<b>PITCHER</b> Jim Maloney, R ERA: 2.58 (1, 1)	IP 9.0	WLS W	BF 29	H 2	R 0	ER 0	SO 7	BB 1	IBB 0	HBP 0	BLK 0	WP 1	HR 0	S 42	P 46	ERA 0.00	WHIP 0.333					<b>PITCHER</b> IP WLS BF H R ER SO BB IBB HBP BLK WP HR S P ERA WHIP

San Francisco Giants @ Cincinnati Reds  
Crosley Field, Cincinnati, OH  
Tue Aug 13 1963, 7:05 PM EDT  
Att: 15,453 - Unknown

livebaseballscorecards.com

AB	28
R	0
H	2
RBI	0
BB	1
SO	7
LOB	6



Batter	1	2	3	4	5	6	7	8	9
<b>Pete Rose, S</b> OBP: 0.347, SLG: 0.380 (1, 4)	0-0 1-3		0-0 F5		0-0 1-H 2B		0-0 2-H 1B		
<b>Tommy Harper, R</b> OBP: 0.370, SLG: 0.425 (1, 9)	0-3 K			0-0 F8 HR 1B		0-0 6-3		0-0 HR 1B	
<b>Vada Pinson, L</b> OBP: 0.355, SLG: 0.518 (1, 8)	0-0 1B			0-0 F8 1-3		0-0 F5		0-0 1-H HR	
<b>Frank Robinson, R</b> OBP: 0.387, SLG: 0.451 (1, 7)	0-0 F5			0-0 HR		0-0 BB 1B		0-0 F5	
<b>Gordy Coleman, L</b> OBP: 0.290, SLG: 0.386 (1, 3)		0-3 K		0-0 4-3		4-0 BB 1-2 BB		0-0 5-3	
<b>Johnny Edwards, L</b> OBP: 0.318, SLG: 0.370 (1, 2)		0-0 F8		0-0 F9		0-0 F7		0-3 K	
<b>Leo Cardenas, R</b> OBP: 0.255, SLG: 0.307 (1, 6)		0-0 6-3			0-0 2B 1B		0-0 6-3		
<b>Charlie Neal, R</b> OBP: 0.296, SLG: 0.301 (1, 5)			0-3 K		0-0 F9		0-0 SH1-4 1B 1B		
<b>Jim Maloney, L</b> OBP: 0.176, SLG: 0.138 (1, 1)			0-3 K		0-3 K		0-0 SH1-4 1-2		

AB	R	H	RBI	BB	SO	LOB
4	0	2	0	0	0	0
4	2	2	0	0	1	0
4	1	2	2	0	0	1
4	1	2	2	0	0	1
3	0	0	0	1	1	0
4	0	0	0	0	1	2
3	0	1	0	0	0	0
3	0	1	0	0	1	1
2	0	0	0	0	2	1

**BOTTOM**

**San Francisco Giants @ Cincinnati Reds**  
Crosley Field, Cincinnati, OH  
Tue Aug 13 1963, 7:05 PM EDT  
Att. 15,453 - Unknown

<b>AB</b>	<b>31</b>
<b>R</b>	<b>4</b>
<b>H</b>	<b>10</b>
<b>RBI</b>	<b>4</b>
<b>BB</b>	<b>1</b>
<b>SO</b>	<b>6</b>
<b>LOB</b>	<b>6</b>



1B: 7	SF: 0
2B: 1	SAC: 1
3B: 0	DP: 0
HR: 2	HBP: 0

WP: 0	PA: 33
PB: 0	
SB: 1	
CS: 0	

Inning Stats	R: 0	H: 1	E: 0	LOB: 1	K: 1	S: 6	P: 6
<b>Juan Marichal, R</b> ERA: 2.15 (1, 1)	7.0	10	0	4	4	5	1
<b>Bobby Bolin, R</b> ERA: 2.62 (8, 1)	1.0	0	0	0	0	1	0

PITCHER	IP	WLS	BF	H	R	ER	SO	BB	IBB	HBP	BLK	WP	HR	S	P	ERA	WHIP
<b>Juan Marichal, R</b> ERA: 2.15 (1, 1)	7.0	10	30	10	4	4	5	1	0	0	0	0	2	39	43	5.14	1.571
<b>Bobby Bolin, R</b> ERA: 2.62 (8, 1)	1.0	0	3	0	0	0	1	0	0	0	0	0	0	5	5	0.00	0.000

PITCHER	IP	WLS	BF	H	R	ER	SO	BB	IBB	HBP	BLK	WP	HR	S	P	ERA	WHIP
<b>Juan Marichal, R</b> ERA: 2.15 (1, 1)	7.0	10	30	10	4	4	5	1	0	0	0	0	2	39	43	5.14	1.571
<b>Bobby Bolin, R</b> ERA: 2.62 (8, 1)	1.0	0	3	0	0	0	1	0	0	0	0	0	0	5	5	0.00	0.000

Batter	1	2	3	4	5	6	7	8	9	10	AB	R	H	RBI	BB	SO	LOB	TOP							
Harvey Kuenn, R OBP: 0.363, SLG: 0.417 (1.9) (10.7)	0-3 K		0-0 F9		0-0 F8		0-0 F9	0-0 SF7		4-0 HBP BB	4	0	0	1	1	1	1								
Chuck Hiller, L OBP: 0.251, SLG: 0.271 (1.4)	0-0 6-3			0-0 1B SF8 1B	0-0 F9		0-0 HR 1B	0-3 K		1-0 HBP	5	2	2	0	0	1	3								
Willie McCovey, L OBP: 0.369, SLG: 0.591 (1.7) (10.3)	0-0 4-3			0-0 1B 1-3 1B		0-0 HR 1B	0-0 HR 1B		0-3 K	0-0 4-3	6	2	3	2	0	1	2								
Willie Mays, R OBP: 0.361, SLG: 0.546 (1.8)		0-0 G6-4-3 1B		0-0 SF8		0-0 HR 1B	0-0 1B		4-0 FC6-4 BB		3	1	3	3	1	0	0								
Orlando Cepeda, R OBP: 0.349, SLG: 0.511 (1.3) Jack Fisher, R OBP: 0.200, SLG: 0.185 (10.1) Jim Duffalo, R OBP: 0.118, SLG: 0.118 (10.1)		0-0 G6-4-3 1-2f		0-3 K		0-0 1B	0-3 K		0-0 FC6-4 1-2f		5	0	1	0	0	2	4								
Ed Bailey, L OBP: 0.360, SLG: 0.466 (1.2)		0-0 1B		0-0 1B		0-0 F9		4-0 FC1-5 BB	0-0 F8		4	0	2	0	1	0	2								
Jim Ray Hart, R OBP: 0.412, SLG: 0.308 (1.5) Norm Larker, L OBP: 0.294, SLG: 0.232 (6, PH) Jim Davenport, R OBP: 0.288, SLG: 0.336 (6.5)		0-3 K		0-3 K		0-0 F4		0-0 BB FC1-5 SF7 1B		0-0 1B 2B	2	0	0	0	0	2	3								
Ernie Bowman, R OBP: 0.202, SLG: 0.239 (1.6)			0-0 F4		0-0 1B		0-0 1-3		0-0 FC1-5 BB	0-0 F8	5	0	1	0	0	0	4								
Frank Linzy, R Billy Pierce, L Jose Page, L Bobby Bolin, R Billy Hoelt, L Tom Hagler, L Don Larsson, R Felipe Alou, R			0-0 F3		0-3 K		0-0 1-3		4-0 BB	0-0 1B	1	0	0	0	0	0	0								
<b>Inning Stats</b>	R: 0 E: 0 K: 1 S: 5	H: 0 LOB: 0 BB: 0 P: 5	R: 0 E: 0 K: 1 S: 6	H: 2 LOB: 1 BB: 0 P: 6	R: 0 E: 0 K: 0 S: 3	H: 0 LOB: 0 BB: 0 P: 3	R: 1 E: 0 K: 2 S: 10	H: 3 LOB: 2 BB: 0 P: 10	R: 0 E: 0 K: 1 S: 6	H: 1 LOB: 1 BB: 0 P: 6	R: 2 E: 0 K: 0 S: 6	H: 3 LOB: 1 BB: 0 P: 6	R: 2 E: 0 K: 1 S: 8	H: 3 LOB: 1 BB: 0 P: 8	R: 1 E: 0 K: 1 S: 6	H: 1 LOB: 2 BB: 2 P: 14	R: 0 E: 0 K: 1 S: 5	H: 0 LOB: 1 BB: 1 P: 9	R: 1 E: 0 K: 0 S: 4	H: 2 LOB: 2 BB: 1 P: 9	1B: 12 2B: 1 3B: 0 HR: 2	SF: 2 SAC: 0 DP: 1 HBP: 1	WP: 0 PB: 0 SB: 0 CS: 0	PA: 48	
<b>PITCHER</b>	IP	WLS	BF	H	R	ER	SO	BB	IBB	HBP	BLK	WP	HR	S	P	ERA	WHIP								
John Tsitouris, R ERA: 3.6	(1.1)	6.2	31	12	5	5	5	0	0	0	0	0	2	41	41	6.75	1.800								
Jim Coates, R ERA: 5.03	(7.1)	0.2	5	1	1	1	1	2	0	0	0	0	0	5	13	13.50	4.500								
Al Worthington, R ERA: 2.88	(8.1)	0.2	2	0	0	0	1	0	0	0	0	0	0	4	4	0.00	0.000								
Bill Henry, L ERA: 5.54	(9.1)	2.0	L 10	2	1	1	1	2	0	1	0	0	0	9	18	4.50	2.000								

San Francisco Giants @ Cincinnati Reds  
Crosley Field, Cincinnati, OH  
Wed Aug 14 1963, 7:05 PM EDT  
Att. 14,706 - Unknown

livebaseballscorecards.com

AB 41  
R 7  
H 15  
RBI 7  
BB 4  
SO 8  
LOB 21



**San Francisco Giants @ Cincinnati Reds**  
Crosley Field, Cincinnati, OH

Wed Aug 14 1963, 7:05 PM EDT  
Att: 14,706 - Unknown

[livebaseballscorecards.com](http://livebaseballscorecards.com)



WP: 1 PA: 48  
PB: 0  
SB: 0  
CS: 1

Batter	1	2	3	4	5	6	7	8	9	10	AB	R	H	RBI	BB	SO	LOB
<b>Pete Rose, S</b> (1, 4) OBP: 0.345, SLG: 0.377	0-3 K	0-0 4-3		0-0 5-3			0-0 2B HR 1B	0-0 F6		0-0 FC4-6 1-2f 2-3	6	1	1	0	0	1	5
<b>Tommy Harper, R</b> (1, 9) OBP: 0.372, SLG: 0.428	0-3 K		0-0 1B 1B	0-0 4-3			0-0 1-3 HR 2B	4-0 1-2 1B BB		0-0 6-3	5	2	2	0	1	1	3
<b>Vada Pinson, L</b> (1, 8) OBP: 0.359, SLG: 0.527	0-0 1B CS 1B		0-0 1-3 FC4-2-5-1 1B		0-3 K		0-0 2-H 3-H HR	0-0 1-2 2-3 1B			5	1	4	3	0	1	0
<b>Frank Robinson, R</b> (1, 7) OBP: 0.392, SLG: 0.456	0-0 1-3 1B		0-0 FC4-2-5-1 1B		0-0 WP 1B		0-0 4-3 SH1-4 1B		0-0 F7		5	0	4	1	0	0	0
<b>Marty Keough, L</b> (1, 3) OBP: 0.356, SLG: 0.414	0-0 CS	0-0 2B 1B	0-0 FC4-2-5-1		0-3 K		0-0 SH1-4		0-0 4-3		4	1	1	0	0	1	3
<b>Johnny Edwards, L</b> (1, 2) OBP: 0.316, SLG: 0.370		0-0 1B G6-4-3 2B	0-3 K		0-0 5-3		0-0 4-3		0-0 F8		5	1	1	1	0	1	4
<b>Leo Cardenas, R</b> (1, 6) OBP: 0.257, SLG: 0.307		1-0 G6-4-3 1B HBP	0-3 K			0-0 L4-3 1B	0-0 5-3			0-3 K	3	0	1	0	0	1	3
<b>Bob Skinner, L</b> (10, PH) OBP: 0.327, SLG: 0.367											1	0	0	0	0	1	0
<b>Charlie Neal, R</b> (1, 5) OBP: 0.299, SLG: 0.304		0-0 G6-4-3 1B		0-0 SH3 1B		0-0 L4-3		0-0 4-3		4-0 FC4-6 1B BB	4	0	2	0	0	0	1
<b>Gene Freese, R</b> (10, PH) OBP: 0.307, SLG: 0.390											0	0	0	0	1	0	0
<b>Eddie Kasko, R</b> (10, PR) OBP: 0.288, SLG: 0.267		1-2 2-3 1B									0	0	0	0	0	0	0
<b>John Tsitouris, R</b> (1, 1) OBP: 0.051, SLG: 0.053		0-0 G6-4-3		0-0 SH3		0-3 K		4-0 1B BB BB		0-0 FC4-6 1B	2	0	0	0	0	1	2
<b>Jim Coates, R</b> (7, 1) OBP: 0.100, SLG: 0.200											0	0	0	0	0	0	0
<b>Al Worthington, R</b> (8, 1) OBP: 0.293, SLG: 0.386											0	0	0	0	1	0	0
<b>Gordy Coleman, L</b> (8, PH) OBP: 0.293, SLG: 0.386											0	0	0	0	0	0	0
<b>Gordy Coleman, L</b> (8, PH) OBP: 0.293, SLG: 0.386											0	0	0	0	0	0	0
<b>Bill Henry, L</b> (9, 1) OBP: 0.167, SLG: 0.200											0	0	0	0	0	0	0
<b>Gene Green, R</b> (10, PH) OBP: 0.220, SLG: 0.309											1	0	1	0	0	0	0
<b>Jim Maloney, L</b> (10, PR) OBP: 0.176, SLG: 0.138		1-2f 2-3 3-H									0	0	0	0	0	0	0

Inning Stats	R: 0	H: 2	E: 0	K: 2	S: 8	P: 8	R: 2	H: 3	E: 0	K: 0	S: 5	P: 6	R: 1	H: 3	E: 0	K: 2	S: 10	R: 0	H: 1	E: 0	K: 0	S: 4	P: 4	R: 0	H: 1	E: 0	K: 1	S: 5	R: 3	H: 4	E: 0	K: 0	S: 7	R: 0	H: 1	E: 0	K: 0	S: 3	R: 0	H: 0	E: 0	K: 0	S: 3	R: 0	H: 1	E: 0	K: 1	S: 6	1B: 14	SF: 0	3B: 3	HR: 1
--------------	------	------	------	------	------	------	------	------	------	------	------	------	------	------	------	------	-------	------	------	------	------	------	------	------	------	------	------	------	------	------	------	------	------	------	------	------	------	------	------	------	------	------	------	------	------	------	------	------	--------	-------	-------	-------

PITCHER	IP	WLS	BF	H	R	ER	SO	BB	IBB	HBP	BLK	WP	HR	S	P	ERA	WHIP
<b>Frank Linzy, R</b> (1, 1) ERA: 13.5	2.0		13	8	3	3	2	0	0	1	0	0	0	16	17	13.50	4.000
<b>Billy Pierce, L</b> (3, 1) ERA: 3.65	4.0		14	3	0	0	5	0	0	0	0	1	0	24	24	0.00	0.750
<b>Bobby Bolin, R</b> (7, 1) ERA: 2.92	0.0		4	4	3	3	0	0	0	0	0	0	1	4	4	∞	∞
<b>Billy Hoelt, L</b> (7, 1) ERA: 4.86	1.0		3	0	0	0	0	0	0	0	0	0	0	3	3	0.00	0.000
<b>Don Larsen, R</b> (8, 1) ERA: 2.83	2.0	W	8	1	0	0	0	2	0	0	0	0	0	6	14	0.00	1.500

PITCHER	IP	WLS	BF	H	R	ER	SO	BB	IBB	HBP	BLK	WP	HR	S	P	ERA	WHIP
<b>Jack Fisher, R</b> (10, 1) ERA: 3.82	0.1		3	1	0	0	1	1	0	0	0	0	0	4	8	0.00	6.000
<b>Jim Duffalo, R</b> (10, 1) ERA: 2.65	0.2	S	2	0	0	0	0	0	0	0	0	0	0	2	2	0.00	0.000

Batter	1	2	3	4	5	6	7	8	9	AB R H RBI BB SO LOB	TOP											
Harvey Kuenn, R (1, 7) OBP: 0.363, SLG: 0.417	0-3 K		0-0 F8		0-0 1B	0-0 FC6-4 1B		0-0 F4		5 1 2 1 0 1 2												
Jim Davenport, R (1, 4) OBP: 0.292, SLG: 0.346	0-0 3B		0-0 E1 1B		0-0 1B	0-0 FC6-4 1-2f		0-0 G3		5 1 3 0 0 0 1												
Willie McCovey, L (1, 3) Norm Larker, L (6, 3) OBP: 0.369, SLG: 0.588 OBP: 0.291, SLG: 0.229	0-3 K		0-0 F5		1-0 1B HBP		0-0 4-3		0-0 F6	2 0 0 1 0 1 3 2 0 0 0 0 0 0												
Willie Mays, R (1, 8) OBP: 0.362, SLG: 0.543	0-3 K			4-0 BB	0-0 1B		0-0 1-3		0-0 F2	4 0 1 2 1 1 1												
Felipe Alou, R (1, 9) OBP: 0.321, SLG: 0.468		0-0 F3		0-3 K	0-3 K		0-0 4-3			4 0 0 0 0 2 3												
Jim Ray Hart, R (1, 5) OBP: 0.381, SLG: 0.294		0-3 K		0-0 1B	0-0 G1-6-3			0-0 F8		4 0 1 0 0 1 2												
Tom Haller, L (1, 2) OBP: 0.330, SLG: 0.414		0-0 F9		0-0 4-3		0-0 HR		0-0 E S 1B		4 2 2 1 0 0 1												
Ernie Bowman, R (1, 6) OBP: 0.204, SLG: 0.240			0-0 F7		0-0 SH 1B	0-0 F8		0-3 K		4 1 1 0 0 1 1												
Jack Sanford, R (1, 1) Billy Hoelt, L (6, 1) OBP: 0.241, SLG: 0.188 OBP: 1.000, SLG: 1.000			4-0 E 1B BB		0-0 SH 1B HBP	0-3 K		0-0 1B		1 1 0 0 1 1 0 1 0 1 1 0 0 0												
<b>Inning Stats</b>	R: 0 E: 0 K: 3 S: 10	H: 1 LOB: 1 BB: 0 P: 10	R: 0 E: 0 K: 1 S: 5	H: 0 LOB: 0 BB: 0 P: 5	R: 0 E: 1 K: 0 S: 4	H: 1 LOB: 2 BB: 1 P: 8	R: 0 E: 0 K: 1 S: 5	H: 1 LOB: 1 BB: 1 P: 9	R: 4 E: 0 K: 1 S: 9	H: 4 LOB: 1 BB: 0 P: 10	R: 1 E: 0 K: 1 S: 7	H: 2 LOB: 1 BB: 0 P: 7	R: 0 E: 0 K: 0 S: 3	H: 0 LOB: 0 BB: 0 P: 3	R: 1 E: 0 K: 1 S: 7	H: 2 LOB: 1 BB: 0 P: 7	R: 0 E: 0 K: 0 S: 3	H: 0 LOB: 0 BB: 0 P: 3	1B: 9 2B: 0 3B: 1 HR: 1	SF: 0 SAC: 1 DP: 1 HBP: 1	WP: 0 PB: 0 SB: 1 CS: 1	PA: 40
<b>PITCHER</b>	IP WLS BF H R ER SO BB IBB HBP BLK WP HR S P ERA WHIP												<b>PITCHER</b>	IP WLS BF H R ER SO BB IBB HBP BLK WP HR S P ERA WHIP								
Joe Nuxhall, L (1, 1) ERA: 2.73	4.0 L 22 7 4 4 5 2 0 1 0 0 0 0 29 38 9.00 2.250																					
Dom Zanni, R (5, 1) ERA: 4.54	1.0 2 0 0 0 1 0 0 0 0 0 0 0 4 4 0.00 0.000																					
Jim Coates, R (6, 1) ERA: 5.01	2.0 8 2 1 1 1 0 0 0 0 0 0 1 10 10 4.50 1.000																					
Al Worthington, R (8, 1) ERA: 2.93	2.0 8 2 1 1 1 0 0 0 0 0 0 0 10 10 4.50 1.000																					

**San Francisco Giants @ Cincinnati Reds**  
 Crosley Field, Cincinnati, OH  
 Thu Aug 15 1963, 7:05 PM EDT  
 Att: 13,488 - Unknown

livebaseballscorecards.com

AB	36
R	6
H	11
RBI	6
BB	2
SO	8
LOB	14





Batter	1	2	3	4	5	6	7	8	9	AB	R	H	RBI	BB	SO	LOB
Pete Rose, S OBP: 0.344, SLG: 0.374 (1, 4)	0-0 F5		0-0 F8		0-0 4-3		4-0 BB		0-0 F9	4	0	0	0	1	0	3
Tommy Harper, R OBP: 0.367, SLG: 0.421 (1, 9)	0-3 K		0-0 F2			0-0 E3 2B 1B	0-0 4-3			4	1	0	0	0	1	1
Vada Pinson, L OBP: 0.362, SLG: 0.537 (1, 8)	0-0 HR			0-0 4-3		0-0 1B 2B		0-0 1B		4	2	3	1	0	0	0
Frank Robinson, R OBP: 0.391, SLG: 0.454 (1, 7)	0-0 1-3			0-0 F4		0-0 S 1B		0-0 F8		4	0	1	2	0	0	1
Marty Keough, L OBP: 0.352, SLG: 0.408 Don Pavletich, R OBP: 0.286, SLG: 0.297 (1, 3) (6, PH) (7, 3)		0-3 K		0-0 F5		0-0 F9		0-0 F8		2	0	0	0	0	1	0
Johnny Edwards, L OBP: 0.317, SLG: 0.369 Gene Green, R OBP: 0.245, SLG: 0.303 (1, 2) (6, PH) (7, 2)		0-0 3-1			4-0 SH1-3 BB	0-3 K		0-0 F6		1	0	0	0	1	0	0
Leo Cardenas, R OBP: 0.257, SLG: 0.308 (1, 6)		0-0 1B			0-0 SH1-3	0-0 F9			0-0 F9	3	0	1	0	0	0	1
Charlie Neal, R OBP: 0.298, SLG: 0.301 (1, 5)		0-0 F8			4-0 BB		0-0 F2		0-0 F8	3	0	0	0	1	0	1
Joe Nuxhall, L OBP: 0.188, SLG: 0.208 Dom Zaitch, R OBP: 0.292, SLG: 0.385 Gordy Coleman, L OBP: 0.292, SLG: 0.385 Jim Coates, R OBP: 0.292, SLG: 0.385 Ken Walters, R OBP: 0.292, SLG: 0.385 Al Worthington, R OBP: 0.188, SLG: 0.208 Eddie Kasko, R OBP: 0.293, SLG: 0.282 (1, 1) (5, 1) (5, PH) (6, 1) (7, PH) (8, 1) (9, PH)			0-0 F8		0-0 F4		0-0 F9		0-0 2B	1	0	0	0	0	0	0

**BOTTOM**

**San Francisco Giants @ Cincinnati Reds**  
Crosley Field, Cincinnati, OH  
Thu Aug 15 1963, 7:05 PM EDT  
Att. 13,488 - Unknown

livebaseballscorecards.com

<b>AB</b>	<b>33</b>
<b>R</b>	<b>3</b>
<b>H</b>	<b>6</b>
<b>RBI</b>	<b>3</b>
<b>BB</b>	<b>3</b>
<b>SO</b>	<b>3</b>
<b>LOB</b>	<b>13</b>



Inning Stats	R: 1	H: 1	E: 0	K: 1	S: 6	LOB: 0	BB: 0	P: 6	R: 0	H: 1	E: 0	K: 1	S: 6	LOB: 1	BB: 0	P: 6	R: 0	H: 0	E: 0	K: 0	S: 3	LOB: 0	BB: 0	P: 3	R: 0	H: 0	E: 0	K: 0	S: 3	LOB: 2	BB: 2	P: 11	R: 2	H: 2	E: 1	K: 1	S: 8	LOB: 1	BB: 0	P: 8	R: 0	H: 0	E: 0	K: 0	S: 3	LOB: 1	BB: 1	P: 7	R: 0	H: 1	E: 0	K: 0	S: 4	LOB: 1	BB: 0	P: 4	R: 0	H: 1	E: 0	K: 0	S: 4	LOB: 1	BB: 0	P: 4	R: 0	H: 1	E: 0	K: 0	S: 4	LOB: 1	BB: 0	P: 4	1B: 3	SF: 0	2B: 2	SAC: 1	3B: 0	DP: 0	HR: 1	HBP: 0	WP: 0	PA: 37
<b>PITCHER</b> Jack Sanford, R ERA: 3.5 Billy Hoef, L ERA: 3.92	IP	WLS	BF	H	R	ER	SO	BB	IBB	HBP	BLK	WP	HR	S	P	ERA	WHIP	IP	WLS	BF	H	R	ER	SO	BB	IBB	HBP	BLK	WP	HR	S	P	ERA	WHIP																																																

Batter	1	2	3	4	5	6	7	8	9	AB R H RBI BB SO LOB	TOP																					
Harvey Kuenn, R (1, 9) OBP: 0.365, SLG: 0.418	0-0 1B		0-0 F7			0-0 F4		0-0 1B		4 0 2 0 0 0 0	<b>San Francisco Giants @ St. Louis Cardinals</b> <b>Sportsman's Park, St. Louis, MO</b> Fri Aug 16 1963, 8:05 PM EDT Att. 30,680 - Unknown - 83 F																					
Jim Davenport, R (1, 4) OBP: 0.292, SLG: 0.344	0-0 1B			0-0 P3		0-0 F8		0-0 5-3		4 0 1 0 0 0 2																						
Willie McCovey, L (1, 7) OBP: 0.370, SLG: 0.587	0-0 1B			0-0 4-3			0-0 1B		0-0 F8	4 0 2 0 0 0 0																						
Willie Mays, R (1, 8) OBP: 0.361, SLG: 0.541	0-0 G6-4-3			0-0 1B		0-0 F8		0-0 F9		4 0 1 0 0 0 3																						
Orlando Cepeda, R (1, 3) OBP: 0.348, SLG: 0.508		0-0 F7		0-0 1-6-3		0-0 F7		0-0 HBP 1B		4 0 1 0 0 0 2																						
Jim Ray Hart, R (1, 5) OBP: 0.360, SLG: 0.250		0-3 K			0-0 F7		0-0 F4		1-0 HBP	3 0 0 0 0 1 1																						
Jack Sanford, R (9, PR) OBP: 0.241, SLG: 0.188								1-2 HBP		0 0 0 0 0 0 0																						
Tom Haller, L (1, 2) OBP: 0.329, SLG: 0.411		0-0 F7			0-0 G4-6-3 1B			0-0 F3	0-0 F6	4 0 1 0 0 0 2																						
Ernie Bowman, R (1, 6) OBP: 0.208, SLG: 0.242			0-0 F7		0-0 G4-6-3			0-0 1B 1B		3 0 1 0 0 0 1																						
Jim Duffalo, R (1, 1) OBP: 0.118, SLG: 0.118			0-0 F8			0-0 F6		0-3 K		0 0 0 0 0 0 0																						
Bobby Bolin, R (2, 1) OBP: 0.192, SLG: 0.087										1 0 0 0 0 0 0																						
Al Staneck, L (4, 1)										0 0 0 0 0 0 0																						
Jack Fisher, R (5, 1) OBP: 0.200, SLG: 0.185										0 0 0 0 0 0 0																						
Frank Linzy, R (5, 1)										2 0 0 0 0 1 1																						
<b>Inning Stats</b>	R: 0 E: 0 K: 0 S: 4	H: 3 LOB: 1 BB: 0 P: 4	R: 0 E: 0 K: 1 S: 5	H: 0 LOB: 0 BB: 0 P: 5	R: 0 E: 0 K: 0 S: 3	H: 0 LOB: 0 BB: 0 P: 3	R: 0 E: 0 K: 0 S: 4	H: 1 LOB: 1 BB: 0 P: 4	R: 0 E: 0 K: 0 S: 3	H: 1 LOB: 0 BB: 0 P: 3	R: 0 E: 0 K: 0 S: 4	H: 0 LOB: 0 BB: 0 P: 3	R: 0 E: 0 K: 1 S: 7	H: 2 LOB: 2 BB: 0 P: 7	R: 0 E: 0 K: 0 S: 4	H: 1 LOB: 2 BB: 0 P: 5	1B: 9 2B: 0 3B: 0 HR: 0	SF: 0 SAC: 0 DP: 2 HBP: 1	WP: 0 PB: 0 SB: 0 CS: 0	PA: 34												
<b>PITCHER</b> Curt Simmons, L (1, 1) ERA: 2.93	IP 9.0	WLS W	BF 34	H 9	R 0	ER 0	SO 2	BB 0	IBB 0	HBP 1	BLK 0	WP 0	HR 0	S 37	P 38	ERA 0.00	WHIP 1.000															
											<b>PITCHER</b>	IP	WLS	BF	H	R	ER	SO	BB	IBB	HBP	BLK	WP	HR	S	P	ERA	WHIP				

livebaseballscorecards.com

<b>AB</b>	<b>33</b>
<b>R</b>	<b>0</b>
<b>H</b>	<b>9</b>
<b>RBI</b>	<b>0</b>
<b>BB</b>	<b>0</b>
<b>SO</b>	<b>2</b>
<b>LOB</b>	<b>12</b>



Batter	1	2	3	4	5	6	7	8	9	AB	R	H	RBI	BB	SO	LOB
<b>Curt Flood, R</b> OBP: 0.333, SLG: 0.377 (1, 8)	4-0 3-1 S 6-3 BB	0-0 1-2 2-3 1B		0-0 F7	0-0 FC5-2-5 BB		4-0 FC5-4 BB	0-3 K		4	1	1	0	2	1	3
<b>Dick Groat, R</b> OBP: 0.404, SLG: 0.484 (1, 6)	0-0 3-1	0-0 F7		0-0 3B	4-0 2B		0-3 K	4-0 1B BB		4	1	1	0	1	1	5
<b>Dal Maxvill, R</b> OBP: 0.321, SLG: 0.208 (8, 6)	0-0 1-3			0-0 2B	4-0 BB		0-3 K	4-0 1B BB		0	1	0	0	1	0	0
<b>Bill White, L</b> OBP: 0.364, SLG: 0.510 (1, 3)	0-0 6-3		0-0 G3 WP E 1B	0-0 2-H 3B	0-3 K		0-0 FC5-4 1B	0-0 1B		6	2	3	3	0	1	4
<b>Stan Musial, L</b> OBP: 0.322, SLG: 0.401 (1, 7)	0-0 F7		0-0 G3	0-0 4-3	0-0 P6		4-0 1B BB	0-0 1B		4	0	0	0	0	0	5
<b>Gary Kolb, L</b> OBP: 0.443, SLG: 0.536 (6, 9)			0-0 1-3				1-2 2B	1-2 1B		1	1	1	1	1	0	0
<b>Ken Boyer, R</b> OBP: 0.354, SLG: 0.432 (1, 5)		0-0 4-3 1B 2B	0-0 E8 1B 1B		0-0 1B 2B	0-0 F3	0-0 1-3 2-H 2B 1B	0-0 F3		6	4	4	2	0	0	2
<b>George Altman, L</b> OBP: 0.343, SLG: 0.402 (1, 9)		0-0 4-3 2-3	0-0 3-H S 1B		4-0 1B BB	4-0 1B BB	0-0 1-H 3-H 2B			3	1	2	3	2	0	1
<b>Julian Javier, R</b> OBP: 0.310, SLG: 0.399 (1, 4)		0-3 K	0-3 K		0-0 1B 1B	0-0 1-3 1B	0-0 G3 1B	0-0 F2		5	1	2	0	0	2	3
<b>Tim McCarver, L</b> OBP: 0.333, SLG: 0.383 (1, 2)		4-0 1B 1B BB	0-0 F7		0-0 1B 1B	0-0 G3		0-0 1B 2B		4	1	2	2	1	0	3
<b>Curt Simmons, L</b> OBP: 0.177, SLG: 0.167 (1, 1)		0-0 1-2 3-H 1B		0-3 K	0-0 BB FC5-2-5 1B	0-3 K		0-3 K		5	0	2	2	0	3	3

Inning Stats	R: 1	H: 0	E: 0	K: 0	S: 3	H: 0	LOB: 0	BB: 1	P: 7	R: 1	H: 3	E: 1	K: 1	S: 8	R: 2	H: 3	E: 1	K: 1	S: 8	R: 1	H: 2	E: 0	K: 1	S: 7	R: 3	H: 4	E: 0	K: 1	S: 9	R: 0	H: 1	E: 0	K: 1	S: 6	R: 3	H: 2	E: 0	K: 1	S: 7	R: 2	H: 3	E: 0	K: 2	S: 10	H: 3	LOB: 2	BB: 1	P: 14
--------------	------	------	------	------	------	------	--------	-------	------	------	------	------	------	------	------	------	------	------	------	------	------	------	------	------	------	------	------	------	------	------	------	------	------	------	------	------	------	------	------	------	------	------	------	-------	------	--------	-------	-------

PITCHER	IP	WLS	BF	H	R	ER	SO	BB	IBB	HBP	BLK	WP	HR	S	P	ERA	WHIP
<b>Jim Duffalo, R</b> ERA: 2.84 (1, 1)	1.2	L	10	3	2	2	1	2	0	0	0	0	0	10	18	10.80	3.000
<b>Bobby Bolin, R</b> ERA: 3.05 (2, 1)	2.0		11	5	3	2	2	0	0	0	0	1	0	15	15	9.00	2.500
<b>Al Stanek, L</b> ERA: 4.82 (4, 1)	0.1		3	1	2	2	0	1	0	0	0	0	0	2	6	54.00	6.000
<b>Jack Fisher, R</b> ERA: 3.89 (5, 1)	0.1		5	3	1	1	0	1	0	0	0	0	0	4	8	27.00	12.000
<b>Frank Linzy, R</b> ERA: 12.71 (5, 1)	3.2		21	6	5	5	5	4	0	0	0	0	0	27	43	12.27	2.727

**BOTTOM**


San Francisco Giants @ St. Louis Cardinals  
Sportsman's Park, St. Louis, MO

Fri Aug 16 1963, 8:05 PM EDT  
Att: 30,680 - Unknown - 83 F

AB	42
R	13
H	18
RBI	13
BB	8
SO	8
LOB	29

livebaseballscorecards.com

1B	12	SF	0	WP	1	PA	50
2B	5	SAC	0	PB	0		
3B	1	DP	0	SB	2		
HR	0	HBP	0	CS	0		



Batter	1	2	3	4	5	6	7	8	9	10	AB	R	H	RBI	BB	SO	LOB	TOP						
Harvey Kuenn, R OBP: 0.359, SLG: 0.411	(1, 5) X 0-0 5-3		X 0-0 E6	X 0-0 F9			X 0-0 F9	X 0-0 1-3		X 0-0 FC7-4	5	1	0	0	0	0	4							
Don Larsen, R OBP: 0.250, SLG: 0.250	(8, 1)										0	0	0	0	0	0	0							
Billy Hoelt, L OBP: 1.000, SLG: 1.000	(9, 1)										0	0	0	0	0	0	0							
Bobby Bolin, R OBP: 0.192, SLG: 0.087	(9, 1)										0	0	0	0	0	0	0							
Billy Pierce, L OBP: 0.179, SLG: 0.115	(9, 1)										1	0	0	0	0	0	1							
Chuck Hiller, L OBP: 0.254, SLG: 0.281	(1, 4) X 0-0 F9		X 0-0 E		X 0-0 6-3		X 0-0	X 0-0	X 0-3 K	X 0-3 K	4	1	2	1	0	0	0							
Jose Pagan, R OBP: 0.268, SLG: 0.270	(9, PH)		1-H 3B								2	0	0	0	0	2	1							
Willie McCovey, L OBP: 0.365, SLG: 0.579	(1, 3) X 0-0 F3		X 0-0 G3		X 0-3 K		X 0-0 F8		X 0-0 4-3	X 0-0 F7	6	0	0	0	0	1	2							
	(8, 9)																							
Willie Mays, R OBP: 0.363, SLG: 0.549	(1, 8)		X 0-0 K	X 0-0 6-3		X 0-0 2B		X 0-0 HR	X 4-0 HR		4	2	2	1	1	1	0							
Ed Bailey, L OBP: 0.364, SLG: 0.492	(1, 2)				X 0-0 F9	X 0-0 3-1		X 0-0 HR	X 0-0 HR		4	2	2	3	1	0	1							
Felipe Alou, R OBP: 0.322, SLG: 0.467	(1, 7)		X 0-0 FC6-4	X 0-0 1B	X 0-0 5-3		X 0-0 F9	X 0-0 WP	X 0-0 E6		5	1	2	0	0	0	1							
Tom Haller, L OBP: 0.333, SLG: 0.411	(1, 9)		X 4-0 FC6-4	X 0-0 1B	X 0-0 F3		X 1-0 1B	X 4-0 BB			2	0	1	0	1	0	0							
Orlando Cepeda, R OBP: 0.351, SLG: 0.508	(8, PH)										0	0	0	0	1	0	0							
	(8, 3)																							
Ernie Bowman, R OBP: 0.208, SLG: 0.240	(1, 6)		X 0-0 6-3	X 0-0 FC1-5	X 0-0 F7		X 0-0 K	X 0-0 F4			5	0	1	1	0	1	6							
	(10, 4)																							
Juan Marichal, R OBP: 0.155, SLG: 0.136	(1, 1)		X 0-3 K	X 0-0 FC1-5	X 0-0 F5		X 0-0 F9		X 4-0 FC7-4		3	0	0	0	0	1	2							
Jim Davenport, R OBP: 0.293, SLG: 0.343	(8, PH)										1	0	0	0	1	0	2							
	(8, 5)																							
<b>Inning Stats</b>	R: 0 H: 0 E: 0 K: 3 S: 3	H: 0 LOB: 0 BB: 0 P: 3	R: 0 H: 0 E: 0 K: 1 S: 5	H: 0 LOB: 2 BB: 2 P: 13	R: 2 H: 1 E: 2 K: 1 S: 7	H: 1 LOB: 0 BB: 0 P: 7	R: 1 H: 3 E: 0 K: 0 S: 6	H: 3 LOB: 2 BB: 0 P: 6	R: 0 H: 1 E: 0 K: 1 S: 6	H: 1 LOB: 1 BB: 0 P: 6	R: 0 H: 0 E: 0 K: 3 S: 3	H: 0 LOB: 0 BB: 0 P: 3	R: 0 H: 1 E: 0 K: 0 S: 4	H: 1 LOB: 1 BB: 0 P: 4	R: 2 H: 3 E: 0 K: 1 S: 8	H: 3 LOB: 2 BB: 0 P: 9	R: 2 H: 1 E: 1 K: 1 S: 7	H: 1 LOB: 2 BB: 2 P: 15	R: 0 H: 0 E: 0 K: 1 S: 5	H: 0 LOB: 1 BB: 1 P: 9	1B: 5 2B: 1 3B: 1 HR: 3	SF: 0 SAC: 0 DP: 0 HBP: 1	WP: 1 PB: 0 SB: 1 CS: 0	PA: 48
<b>PITCHER</b>	IP WLS BF H R ER SO BB IBB HBP BLK WP HR S P ERA WHIP																							
Ernie Broglio, R ERA: 3.27	(1, 1) 7.0																							
Bobby Shantz, L ERA: 3.14	(8, 1) 1.2																							
Lew Burdette, R ERA: 3.93	(9, 1) 0.1																							
Barney Schultz, R ERA: 3.17	(10, 1) 1.0																							

San Francisco Giants @ St. Louis Cardinals  
 Sportsman's Park, St. Louis, MO  
 Sat Aug 17 1963, 4:33 AM EDT  
 Att. 28,306 - Unknown - 77 F

livebaseballscorecards.com

AB 42  
 R 7  
 H 10  
 RBI 6  
 BB 5  
 SO 6  
 LOB 20



BOTTOM

San Francisco Giants @ St. Louis Cardinals  
Sportsman's Park, St. Louis, MO

Sat Aug 17 1963, 4:33 AM EDT  
Att. 28,306 - Unknown - 77 F

livebaseballscorecards.com



AB R H RBI BB SO LOB

5	3	2	3	0	1	1
3	0	1	0	0	0	1
5	1	1	2	0	0	3
3	0	1	1	2	0	1
5	0	0	0	0	2	5
5	0	1	0	0	1	0
0	1	0	0	0	0	0
4	2	2	0	0	0	0
5	1	2	0	0	0	2
3	0	0	1	0	1	3
0	0	0	0	0	0	0
0	0	0	0	0	0	0
1	0	0	0	0	0	0
0	0	0	0	0	0	0
1	0	1	1	0	0	0

AB	40
R	8
H	11
RBI	8
BB	2
SO	5
LOB	16

WP	1	PA	45
PB	0		
SB	0		
CS	0		

Batter	1	2	3	4	5	6	7	8	9	10
<b>Curt Flood, R</b> OBP: 0.333, SLG: 0.385 (1, 8)	0-3 K	0-0 F8		0-0 HR			0-0 E5 SH1-4		0-0 HR 2B	
<b>Dick Groat, R</b> OBP: 0.404, SLG: 0.483 (1, 6)	0-0 FC1-6 1B		0-0 F6	1-0 HBP			0-0 SH1-4		0-0 F9	
<b>Bill White, L</b> OBP: 0.362, SLG: 0.513 (1, 3)	0-0 FC1-6 E		0-0 F3	0-0 G3			0-0 1-3		0-0 HR	
<b>Ken Boyer, R</b> OBP: 0.356, SLG: 0.431 (1, 5)	0-0 E6		4-0 BLK WP BB		0-0 4-3		0-0 E5 1B		4-0 BB	
<b>George Altman, L</b> OBP: 0.338, SLG: 0.397 (1, 9)	0-0 L9		0-3 K		0-0 F7		0-3 K		0-0 G3	
<b>Charlie James, R</b> OBP: 0.301, SLG: 0.433 (1, 7)		0-0 F6		0-0 F5	0-3 K			0-0 6-3		0-0 SH1-4 1B
<b>Gary Kolb, L</b> OBP: 0.443, SLG: 0.536 (10, PR)										
<b>Julian Javier, R</b> OBP: 0.312, SLG: 0.400 (1, 4)		0-0 2B 6-3 1B		0-0 1B HR 1B		0-0 F8		0-0 F7		0-0 SH1-4
<b>Tim McCarver, L</b> OBP: 0.334, SLG: 0.387 (1, 2)		0-0 1-3 2B		0-0 1-3 HR 1B		0-0 6-3		0-0 4-3		0-0 F5
<b>Emie Broglio, R</b> OBP: 0.118, SLG: 0.123 (1, 1)				0-3 K		0-0 6-3			0-0 G3	
<b>Bobby Shantz, R</b> OBP: 0.250, SLG: 0.143 (8, 1)										0-0 2H 1B
<b>Lew Burdette, R</b> OBP: 0.137, SLG: 0.146 (9, 1)										
<b>Carl Sawatski, L</b> OBP: 0.338, SLG: 0.424 (9, PH)										
<b>Barney Schultz, R</b> OBP: 0.324, SLG: 0.403 (10, 1)										
<b>Stan Musial, L</b> OBP: 0.324, SLG: 0.403 (10, PH)										

Inning Stats	R: 0	H: 1	E: 1	K: 1	S: 7	P: 7	R: 1	H: 2	E: 0	K: 0	S: 5	R: 0	H: 0	E: 0	K: 1	S: 5	R: 3	H: 3	E: 0	K: 1	S: 8	R: 0	H: 0	E: 0	K: 0	S: 3	R: 1	H: 1	E: 2	K: 1	S: 7	R: 0	H: 0	E: 0	K: 0	S: 3	R: 2	H: 2	E: 0	K: 0	S: 5	R: 1	H: 2	E: 0	K: 0	S: 4	1B: 7	SF: 0	2B: 2	SAC: 2	3B: 0	DP: 0	HR: 2	HBP: 1	WP: 1	PA: 45
--------------	------	------	------	------	------	------	------	------	------	------	------	------	------	------	------	------	------	------	------	------	------	------	------	------	------	------	------	------	------	------	------	------	------	------	------	------	------	------	------	------	------	------	------	------	------	------	-------	-------	-------	--------	-------	-------	-------	--------	-------	--------

PITCHER	IP	WLS	BF	H	R	ER	SO	BB	IBB	HBP	BLK	WP	HR	S	P	ERA	WHIP
<b>Juan Marichal, R</b> ERA: 2.23 (1, 1)	7.0		32	7	5	4	5	1	0	1	1	1	1	40	45	5.14	1.143
<b>Don Larsen, R</b> ERA: 2.95 (8, 1)	1.2		6	1	1	1	0	0	0	0	0	0	0	6	6	5.40	0.600
<b>Billy Hoft, L</b> ERA: 4.35 (9, 1)	0.0		1	1	1	1	0	0	0	0	0	0	1	1	1	∞	∞
<b>Bobby Bolin, R</b> ERA: 3.05 (9, 1)	0.0		1	0	0	0	0	1	0	0	0	0	0	0	4	∞	∞
<b>Billy Pierce, L</b> ERA: 3.72 (9, 1)	1.0	L	5	2	1	1	0	0	0	0	0	0	0	5	5	9.00	2.000

Batter	1	2	3	4	5	6	7	8	9	AB R H RBI BB SO LOB	TOP												
Harvey Kuenn, R OBP: 0.360, SLG: 0.409 (1, 5) (9, 7)	0-3 K		0-0 4-3			4-0 1B BB	0-0 F9		0-0 3-1 1B	4 2 1 0 1 1 1													
Chuck Hiller, L OBP: 0.259, SLG: 0.284 (1, 4)	0-0 6-3		0-0 G6-3 1B			4-0 1B FC6-4 BB	0-0 1B		0-0 F7	4 1 2 1 1 0 1													
Willie McCovey, L OBP: 0.365, SLG: 0.577 (1, 7) (9, 3)	0-0 PB PB 1B		0-0 G6-3 1-2f			0-0 FC6-4 1B	0-0 G3		0-0 3-1	5 0 2 1 0 0 3													
Willie Mays, R OBP: 0.365, SLG: 0.551 (1, 8)	4-0 1-2 PB BB			0-0 5-3		0-0 FC6-4 2B 1-2f 3-H		0-0 1B 2B	0-0 3B 1B	4 2 2 2 1 0 1													
Ed Bailey, L OBP: 0.368, SLG: 0.496 (1, 2)	0-0 G3 1-2 2-3			0-3 K		0-0 1-3 2B		0-0 1B 6-3 1B	4-0 3B IBB	4 1 2 1 1 1 2													
Tom Haller, L OBP: 0.331, SLG: 0.408 (1, 9)		0-0 F4		0-0 G3		4-0 FC4-6 IBB		0-0 6-3 1B	0-0 3B	2 0 0 0 0 0 0 2 0 1 2 1 0 1													
Felipe Alou, R OBP: 0.324, SLG: 0.472 (6, PH) (6, 9)																							
Norm Larker, L OBP: 0.288, SLG: 0.226 (1, 3)		0-0 F3			0-0 F8	0-3 K		0-0 1B	0-0 F3	2 0 0 0 0 0 0 3 0 1 0 0 1 4	AB 38 R 7 H 12 RBI 7 BB 5 SO 4 LOB 20												
Orlando Cepeda, R OBP: 0.351, SLG: 0.507 (6, PH) (6, 3)																							
Billy Hoef, L OBP: 1.000, SLG: 1.000 (9, 1)																							
Jack Fisher, R OBP: 0.200, SLG: 0.185 (9, 1)																							
Ernie Bowman, R OBP: 0.200, SLG: 0.231 (1, 6) (9, 5)		0-0 4-3			0-0 F2	0-0 FC4-6 1-2f		0-0 F8		4 0 0 0 0 0 5													
Jack Sanford, R OBP: 0.244, SLG: 0.208 (1, 1)			0-0 1B 2B							3 1 1 0 0 1 0													
Don Larsen, R OBP: 0.250, SLG: 0.250 (7, 1)					0-3 K					0 0 0 0 0 0 0													
Jim Davenport, R OBP: 0.292, SLG: 0.343 (8, PH)										1 0 0 0 0 0 2													
Bobby Bolin, R OBP: 0.192, SLG: 0.087 (8, 1)										0 0 0 0 0 0 0													
Jose Pagan, R OBP: 0.268, SLG: 0.270 (9, 6)										0 0 0 0 0 0 0													
<b>Inning Stats</b>	R: 0 E: 0 K: 1 S: 6	H: 1 LOB: 2 BB: 1 P: 10	R: 0 E: 0 K: 0 S: 3	H: 0 LOB: 0 BB: 0 P: 3	R: 1 E: 0 K: 0 S: 4	H: 2 LOB: 0 BB: 0 P: 4	R: 0 E: 0 K: 1 S: 5	H: 0 LOB: 0 BB: 0 P: 5	R: 0 E: 0 K: 1 S: 5	H: 0 LOB: 0 BB: 0 P: 5	R: 2 E: 0 K: 1 S: 7	H: 2 LOB: 3 BB: 3 P: 19	R: 0 E: 0 K: 0 S: 4	H: 1 LOB: 1 BB: 0 P: 4	R: 1 E: 0 K: 0 S: 6	H: 3 LOB: 2 BB: 0 P: 6	R: 3 E: 0 K: 0 S: 6	H: 3 LOB: 1 BB: 1 P: 10	1B: 8 2B: 3 3B: 1 HR: 0	SF: 0 SAC: 0 DP: 1 HBP: 0	WP: 0 PB: 2 SB: 0 CS: 0	PA: 43	
<b>PITCHER</b>	IP WLS BF H R ER SO BB IBB HBP BLK WP HR S P ERA WHIP																						
Bob Gibson, R ERA: 3.82 (1, 1)	5.1		23	5	3	3	3	3	0	0	0	0	0	26	38	5.06	1.500					ERA	WHIP
Bobby Shantz, L ERA: 3.14 (6, 1)	0.0		1	0	0	0	0	0	1	0	0	0	0	4	∞	∞							
Ron Taylor, R ERA: 3.0 (6, 1)	0.2		2	0	0	0	1	0	0	0	0	0	0	4	4	0.00	0.000						
Barney Schultz, R ERA: 3.25 (7, 1)	1.1		8	4	1	1	0	0	0	0	0	0	0	8	8	6.75	3.000						
Sam Jones, R ERA: 11.81 (8, 1)	1.2	W	9	3	3	3	0	0	1	0	0	0	0	8	12	16.20	1.800						

San Francisco Giants @ St. Louis Cardinals  
 Sportsman's Park, St. Louis, MO  
 Mon Aug 19 1963, 4:33 AM EDT  
 Att: 10,384 - Unknown

livebaseballscorecards.com



Batter	1	2	3	4	5	6	7	8	9	AB	R	H	RBI	BB	SO	LOB	BOTTOM
--------	---	---	---	---	---	---	---	---	---	----	---	---	-----	----	----	-----	--------

<b>Curt Flood, R</b> OBP: 0.334, SLG: 0.385 (1, 8) X	0-0 G6-3 1B		0-0 5-3		0-0 1B 1B	0-0 F9		0-0 F8		5	1	2	1	0	0	4	<b>San Francisco Giants @ St. Louis Cardinals</b> <b>Sportsman's Park, St. Louis, MO</b> Mon Aug 19 1963, 4:33 AM EDT Att. 10,384 - Unknown
<b>Dick Groat, R</b> OBP: 0.404, SLG: 0.482 (1, 6) X	0-0 G6-3 1-2f			0-0 FC4 1B	0-0 1B 1B		0-0 6-3	0-0 F9		5	0	2	1	0	0	2	
<b>Bill White, L</b> OBP: 0.364, SLG: 0.512 (1, 3) X	0-0 F2			0-3 K	0-0 1B		4-0 HR BB		4-0 HR BB	3	2	1	1	2	1	1	
<b>Ken Boyer, R</b> OBP: 0.358, SLG: 0.444 (1, 5)		4-0 FC1-4 BB		0-0 F7	0-0 1-3		0-0 HR		0-0 HR	4	2	2	4	1	0	3	
<b>Charlie James, R</b> OBP: 0.296, SLG: 0.426 (1, 7)		0-0 FC1-4		0-0 FC4		0-3 K	0-0 F7		0-0 5-3	4	0	0	0	0	1	2	
<b>Gary Kolb, L</b> OBP: 0.443, SLG: 0.536 (8, 7)		1-2f		1-2f						0	0	0	0	0	0	0	
<b>Jeoff Long, R</b> (9, PH)										1	0	0	0	0	0	0	
<b>George Altman, L</b> OBP: 0.342, SLG: 0.402 (1, 9) X		0-0 F7			0-0 WP SH1-4 1B	0-0 1B	0-0 1B	0-0 2B	0-0 3-1	5	1	3	0	0	0	1	
<b>Julian Javier, R</b> OBP: 0.311, SLG: 0.398 (1, 4) X		0-0 4-3			0-0 SH1-4	0-0 F4	0-3 K		0-0 1B E 1B	4	1	1	0	0	1	3	
<b>Tim McCarver, L</b> OBP: 0.336, SLG: 0.387 (1, 2) X			0-0 F5		0-3 K	0-0 IBB 1B		0-0 4-3	0-0 E9 1B	5	0	2	0	0	1	1	
<b>Bob Gibson, R</b> OBP: 0.282, SLG: 0.300 (1, 1)			0-3 K		0-3 K 1B					2	1	0	0	0	2	1	
<b>Bobby Shantz, R</b> OBP: 0.250, SLG: 0.143 (6, 1)										0	0	0	0	0	0	0	
<b>Ron Taylor, R</b> OBP: 0.040, SLG: 0.040 (6, 1)										0	0	0	0	0	0	0	
<b>Stan Musial, L</b> OBP: 0.359, SLG: 0.403 (6, PH)										0	0	0	0	1	0	0	
<b>Ray Sadecki, L</b> OBP: 0.190, SLG: 0.224 (6, PR)										0	0	0	0	0	0	0	
<b>Barney Schultz, R</b> (7, 1)										0	0	0	0	0	0	0	
<b>Sam Jones, R</b> (8, 1)										0	0	0	0	1	0	0	

Inning Stats	R: 0 E: 0 K: 0 S: 3	H: 1 LOB: 0 BB: 0 P: 3	R: 0 E: 0 K: 0 S: 3	H: 0 LOB: 1 BB: 1 P: 7	R: 0 E: 0 K: 1 S: 5	H: 0 LOB: 0 BB: 0 P: 5	R: 0 E: 0 K: 1 S: 6	H: 1 LOB: 1 BB: 0 P: 6	R: 3 E: 0 K: 2 S: 12	H: 4 LOB: 2 BB: 0 P: 12	R: 0 E: 0 K: 1 S: 7	H: 2 LOB: 3 BB: 1 P: 11	R: 2 E: 0 K: 1 S: 7	H: 2 LOB: 1 BB: 1 P: 11	R: 0 E: 0 K: 0 S: 3	H: 0 LOB: 1 BB: 1 P: 7	R: 3 E: 1 K: 0 S: 5	H: 3 LOB: 1 BB: 1 P: 9	1B: 10 2B: 1 3B: 0 HR: 2	SF: 0 SAC: 1 DP: 1 HBP: 0	WP: 1 PB: 0 SB: 0 CS: 0	PA: 44 ERA WHIP
--------------	------------------------------	---------------------------------	------------------------------	---------------------------------	------------------------------	---------------------------------	------------------------------	---------------------------------	-------------------------------	----------------------------------	------------------------------	----------------------------------	------------------------------	----------------------------------	------------------------------	---------------------------------	------------------------------	---------------------------------	-----------------------------------	------------------------------------	----------------------------------	-----------------------

PITCHER	IP	WLS	BF	H	R	ER	SO	BB	IBB	HBP	BLK	WP	HR	S	P	ERA	WHIP
<b>Jack Sanford, R</b> ERA: 3.6 (1, 1)	6.1		31	9	5	5	5	2	1	0	0	1	1	38	50	7.11	1.737
<b>Don Larsen, R</b> ERA: 2.89 (7, 1)	0.2		3	1	0	0	1	0	0	0	0	0	0	5	5	0.00	1.500
<b>Bobby Bolin, R</b> ERA: 3.02 (8, 1)	1.0		4	0	0	0	0	1	0	0	0	0	0	3	7	0.00	1.000
<b>Billy Hoefl, L</b> ERA: 5.23 (9, 1)	0.0		2	1	2	2	0	1	0	0	0	0	1	1	5	∞	∞
<b>Jack Fisher, R</b> ERA: 3.87 (9, 1)	0.2	L	4	2	1	0	0	0	0	0	0	0	0	4	4	0.00	3.000

AB	38
R	8
H	13
RBI	7
BB	5
SO	6
LOB	18



WP	1	PA	44
ERA		WHIP	

livebaseballscorecards.com

Batter	1	2	3	4	5	6	7	8	9	AB R H RBI BB SO LOB	TOP											
Lee Mays, L OBP: 0.341, SLG: 0.439 (1, 8) (7, 7)	0-0 F9		0-0 F2		0-0 4-3		0-0 1-H 2-H HR		0-0 1-3	5 1 1 3 0 0 2	<b>Milwaukee Braves @ San Francisco Giants</b> Candlestick Park, San Francisco, CA Tue Aug 20 1963, 10:05 PM EDT Att: 19,983 - Unknown <a href="http://livebaseballscorecards.com">livebaseballscorecards.com</a>											
Frank Bolling, R OBP: 0.308, SLG: 0.323 (1, 4)	0-0 1B		0-0 SH2-3			0-0 6-3	0-0 E 2B		0-0 6-3	4 1 2 0 0 0 0												
Hank Aaron, R OBP: 0.388, SLG: 0.569 (1, 9)	0-3 K		0-0 F4			0-0 F8	0-0 E7 1B		0-3 K2-3	5 0 1 1 0 2 2												
Eddie Mathews, L OBP: 0.381, SLG: 0.426 (1, 5)	0-3 K			0-3 K		0-0 1-3	4-0 IBB			3 0 0 0 1 2 1												
Gene Oliver, R OBP: 0.342, SLG: 0.455 Bob Shaw, R OBP: 0.205, SLG: 0.114 (1, 7) (7, 1)		0-0 F2		0-0 G4-6-3 1B			0-0 1B K			4 1 2 0 0 1 2 0 0 0 0 0 0 0												
Joe Torre, R OBP: 0.361, SLG: 0.435 (1, 3)		4-0 BB		0-0 G4-6-3 1-2f			0-0 FC1-5 1B	4-0 SH2-4 WP BB		2 1 1 0 2 0 1												
Roy McMillan, R OBP: 0.265, SLG: 0.308 (1, 6)		0-3 K			0-0 F8		0-0 FC1-5 HR 1B	0-0 SH2-4		3 1 1 1 0 1 1												
Del Crandall, R OBP: 0.260, SLG: 0.266 (1, 2)		0-0 F9			0-0 SH1-4 1B		0-3 K	0-0 1-3		4 0 1 0 0 1 4												
Bob Sadowski, R OBP: 0.091, SLG: 0.091 Lou Klimchok, L OBP: 0.182, SLG: 0.205 Ty Cline, L OBP: 0.238, SLG: 0.202 (1, 1) (7, PH) (7, 8)			0-0 SH2-3 1B		0-0 SH1-4		0-0 FC1-5 HR	0-3 K		1 0 1 0 0 0 0 1 1 0 0 0 0 2 1 0 0 0 0 1 0												
<b>Inning Stats</b>	R: 0 E: 0 K: 2 S: 8	H: 1 LOB: 1 BB: 0 P: 8	R: 0 E: 0 K: 1 S: 5	H: 0 LOB: 1 BB: 1 P: 9	R: 0 E: 0 K: 0 S: 4	H: 1 LOB: 1 BB: 0 P: 4	R: 0 E: 0 K: 1 S: 5	H: 1 LOB: 0 BB: 0 P: 5	R: 0 E: 0 K: 0 S: 3	H: 0 LOB: 0 BB: 0 P: 3		R: 5 E: 1 K: 2 S: 13	H: 6 LOB: 2 BB: 1 P: 17	R: 1 E: 0 K: 1 S: 5	H: 0 LOB: 0 BB: 1 P: 9	R: 0 E: 0 K: 1 S: 5	H: 0 LOB: 0 BB: 0 P: 5	1B: 8 2B: 1 3B: 0 HR: 1	SF: 0 SAC: 3 DP: 1 HBP: 0	WP: 2 PB: 0 SB: 0 CS: 0	PA: 39	
<b>PITCHER</b>	IP WLS BF H R ER SO BB IBB HBP BLK WP HR S P ERA WHIP	IP WLS BF H R ER SO BB IBB HBP BLK WP HR S P ERA WHIP	IP WLS BF H R ER SO BB IBB HBP BLK WP HR S P ERA WHIP	IP WLS BF H R ER SO BB IBB HBP BLK WP HR S P ERA WHIP	IP WLS BF H R ER SO BB IBB HBP BLK WP HR S P ERA WHIP	IP WLS BF H R ER SO BB IBB HBP BLK WP HR S P ERA WHIP	IP WLS BF H R ER SO BB IBB HBP BLK WP HR S P ERA WHIP	IP WLS BF H R ER SO BB IBB HBP BLK WP HR S P ERA WHIP	IP WLS BF H R ER SO BB IBB HBP BLK WP HR S P ERA WHIP	IP WLS BF H R ER SO BB IBB HBP BLK WP HR S P ERA WHIP	IP WLS BF H R ER SO BB IBB HBP BLK WP HR S P ERA WHIP	IP WLS BF H R ER SO BB IBB HBP BLK WP HR S P ERA WHIP	IP WLS BF H R ER SO BB IBB HBP BLK WP HR S P ERA WHIP	IP WLS BF H R ER SO BB IBB HBP BLK WP HR S P ERA WHIP	IP WLS BF H R ER SO BB IBB HBP BLK WP HR S P ERA WHIP	IP WLS BF H R ER SO BB IBB HBP BLK WP HR S P ERA WHIP	IP WLS BF H R ER SO BB IBB HBP BLK WP HR S P ERA WHIP	IP WLS BF H R ER SO BB IBB HBP BLK WP HR S P ERA WHIP	IP WLS BF H R ER SO BB IBB HBP BLK WP HR S P ERA WHIP	IP WLS BF H R ER SO BB IBB HBP BLK WP HR S P ERA WHIP	IP WLS BF H R ER SO BB IBB HBP BLK WP HR S P ERA WHIP	
Billy Pierce, L ERA: 3.77 (1, 1)	6.0 L	25 7 3 3 4	7 3 3 4	3 3 3 4	1 0 0 0	0 0 32 36	4.50 1.333															
Bobby Bolin, R ERA: 3.18 (7, 1)	1.0	7 3 2 2 2	3 2 2 2	2 2 2 2	0 1 0 0	0 1 10 14	18.00 3.000															
Frank Linzy, R ERA: 10.57 (8, 1)	2.0	7 0 1 1 2	0 1 1 2	1 1 2 2	1 0 0 0	1 0 10 14	4.50 0.500															





Batter	1	2	3	4	5	6	7	8	9	AB	R	H	RBI	BB	SO	LOB
Harvey Kuenn, R OBP: 0.365, SLG: 0.411 (1, 5)	0-0 L5-3 1B		4-0 5-3 1B BB		0-0 4-3			0-0 1B		3	1	2	0	1	0	0
Chuck Hiller, L OBP: 0.256, SLG: 0.281 (1, 4)	0-0 F5		0-0 5-3 1-2				0-0 F9	0-0 G1-5-6-3 1-2f		4	0	0	0	0	0	3
Willie McCovey, L OBP: 0.366, SLG: 0.576 (1, 3)	0-0 L5-3 1-2		0-0 G6-4-3 1B 2-H				0-0 6-3	0-0 FC5-4 1B		4	0	2	1	0	0	1
Willie Mays, R OBP: 0.366, SLG: 0.552 (1, 8)		4-0 SH5-4 FC5-2 BB BB	0-0 G6-4-3 1-2f				0-0 2B	0-0 FC5-4 1-2f		3	0	1	0	1	0	2
Ed Bailey, L OBP: 0.370, SLG: 0.492 (1, 2)		4-0 FC5-2 SH5-4 1-2 BB		0-0 3-1			4-0 IBB		0-0 5-3	2	0	0	0	2	0	0
Felipe Alou, R OBP: 0.324, SLG: 0.471 (1, 9)		0-0 SH5-4 1-2 2-3		0-0 F2			0-3 K		0-0 1B	3	0	1	0	0	1	2
Tom Haller, L OBP: 0.325, SLG: 0.400 (1, 7)		0-0 FC5-2 HBP 2-3 3-H		0-0 G3			0-3 K		0-3 K	4	0	0	0	0	2	3
Jose Pagan, R OBP: 0.268, SLG: 0.268 (1, 6)		1-0 1-2 HBP		0-0 5-3			0-0 4-3		0-0 F9	3	0	0	0	0	0	1
Billy Pierce, L OBP: 0.167, SLG: 0.107 (1, 1)		0-3 K		0-3 K			0-0 3-1			2	0	0	0	0	2	3
Bobby Bolin, R OBP: 0.192, SLG: 0.087 (7, 1)										0	0	0	0	0	0	0
Jim Davenport, R OBP: 0.292, SLG: 0.342 (7, PH)										1	0	0	0	0	0	0
Frank Linzy, R (8, 1)										0	0	0	0	0	0	0

Inning Stats	R: 0	H: 1	E: 0	K: 0	S: 3	LOB: 0	BB: 0	P: 3	R: 0	H: 0	E: 0	K: 1	S: 5	LOB: 3	BB: 2	P: 14	R: 1	H: 1	E: 0	K: 0	S: 3	LOB: 0	BB: 1	P: 7	R: 0	H: 0	E: 0	K: 1	S: 5	LOB: 0	BB: 0	P: 5	R: 0	H: 1	E: 0	K: 1	S: 6	LOB: 2	BB: 1	P: 10	R: 0	H: 0	E: 0	K: 1	S: 5	LOB: 0	BB: 0	P: 5	R: 0	H: 2	E: 0	K: 0	S: 4	LOB: 1	BB: 0	P: 4	R: 0	H: 1	E: 0	K: 1	S: 6	LOB: 1	BB: 0	P: 6	1B: 5	2B: 2	3B: 0	HR: 0	SF: 0	SAC: 1	DP: 3	HBP: 1	WP: 0	PB: 0	SB: 0	CS: 0	PA: 35
PITCHER	IP	WLS	BF	H	R	ER	SO	BB	IBB	HBP	BLK	WP	HR	S	P	ERA	WHIP																																																												
Bob Sadowski, R ERA: 2.51 (1, 1)	6.0	W	24	3	1	1	3	3	1	1	0	0	0	25	42	1.50	1.000																																																												
Bob Shaw, R ERA: 2.91 (7, 1)	3.0	S	11	3	0	0	2	0	0	0	0	0	0	15	15	0.00	1.000																																																												

BOTTOM

Milwaukee Braves @ San Francisco Giants  
Candlestick Park, San Francisco, CA

livebaseballscores.com

AB	29
R	1
H	6
RBI	1
BB	4
SO	5
LOB	15



Tue Aug 20 1963, 10:05 PM EDT  
Att. 19,983 - Unknown

Batter	1	2	3	4	5	6	7	8	9	AB	R	H	RBI	BB	SO	LOB	TOP										
Lee Mays, L OBP: 0.342, SLG: 0.444 (1, 8) (7, 7)	0-0 SF9 3B		0-0 CS 1B	0-3 K		0-0 4-3		0-0 6-3		5	1	2	0	0	1	3											
Frank Bolling, R OBP: 0.309, SLG: 0.324 (1, 4)	0-0 SF9 1B		0-0 2B 1B		0-0 F8		0-0 E8 1B	0-0 1-3		4	2	2	1	0	0	0											
Hank Aaron, R OBP: 0.390, SLG: 0.571 (1, 9)	0-0 F2 1B		0-0 2B		0-0 F6		0-0 FC4-6 BB 1B	0-0 1B		4	0	2	1	1	0	0											
Eddie Mathews, L OBP: 0.383, SLG: 0.441 (1, 5)	0-0 HR		4-0 IBB		0-0 HR		0-0 FC4-6 1B	0-0 F5		4	3	2	2	1	0	3											
Gene Oliver, R OBP: 0.341, SLG: 0.450 Ty Cline, L OBP: 0.235, SLG: 0.200 (1, 7) (7, PR) (7, 8)	0-0 6-3		0-3 K		0-3 K		0-0 E 1B BB		0-0 L3 FC1-4	3	0	0	0	1	2	2											
Joe Torre, R OBP: 0.364, SLG: 0.436 (1, 3)			0-3 K				1-0 FC1-6 HBP 1B		0-0 FC1-4 L4 1B	4	0	2	2	0	1	3											
Roy McMillan, R OBP: 0.269, SLG: 0.310 (1, 6)			0-0 L6-3 1B		0-0 SH2-4 1B		0-0 FC1-6 1B	0-0 E7		5	0	2	0	0	0	4	AB 38										
Del Crandall, R OBP: 0.263, SLG: 0.269 (1, 2)			0-0 1B		0-0 F5 1B		0-0 1B	0-0 F3		5	0	2	0	0	0	6	R 6										
Bob Hendley, R OBP: 0.156, SLG: 0.116 (1, 1)			0-0 F8		0-0 SH2-4		0-3 K	0-0 F7		3	0	0	0	0	1	6	H 14										
<b>Inning Stats</b>	R: 2 E: 0 K: 0 S: 5	H: 2 LOB: 0 BB: 0 P: 5	R: 0 E: 0 K: 0 S: 4	H: 2 LOB: 1 BB: 0 P: 4	R: 1 E: 0 K: 2 S: 9	H: 3 LOB: 2 BB: 1 P: 13	R: 0 E: 0 K: 1 S: 6	H: 1 LOB: 1 BB: 0 P: 6	R: 1 E: 0 K: 1 S: 6	H: 1 LOB: 0 BB: 0 P: 6	R: 0 E: 0 K: 1 S: 6	H: 1 LOB: 2 BB: 0 P: 7	R: 2 E: 2 K: 0 S: 6	H: 2 LOB: 3 BB: 2 P: 14	R: 0 E: 0 K: 0 S: 4	H: 1 LOB: 1 BB: 0 P: 4	R: 0 E: 1 K: 0 S: 4	H: 1 LOB: 1 BB: 0 P: 4	1B: 10 2B: 3 3B: 1 HR: 2	SF: 1 SAC: 1 DP: 2 HBP: 1	WP: 0 PB: 0 SB: 0 CS: 1	PA: 44					
<b>PITCHER</b>	IP	WLS	BF	H	R	ER	SO	BB	IBB	HBP	BLK	WP	HR	S	P	ERA	WHIP										
Gaylord Perry, R ERA: 4.27 (1, 1)	5.0	L	23	9	4	4	4	0	1	0	0	0	2	30	34	7.20	1.800										
Jack Fisher, R ERA: 3.97 (6, 1)	2.0		13	3	2	2	1	2	0	1	0	0	0	12	21	9.00	2.500										
Frank Linzy, R ERA: 8.38 (8, 1)	2.0		8	2	0	0	0	0	0	0	0	0	0	8	8	0.00	1.000										

Milwaukee Braves @ San Francisco Giants  
 Candlestick Park, San Francisco, CA  
 Wed Aug 21 1963, 6:33 AM EDT  
 Att: 14,015 - Unknown

AB	38
R	6
H	14
RBI	6
BB	3
SO	5
LOB	27



Batter	1	2	3	4	5	6	7	8	9	AB	R	H	RBI	BB	SO	LOB
Harvey Kuenn, R (1, 5) OBP: 0.360, SLG: 0.406	0-0 5-3	0-0 F8			0-0 FC5-4		0-0 4-3			4	0	0	0	0	0	3
Felipe Alou, R (1, 9) OBP: 0.321, SLG: 0.466	0-0 6-3		0-0 5-3		0-0 F7		0-0 F5			4	0	0	0	0	0	1
Willie McCovey, L (1, 7) OBP: 0.368, SLG: 0.574	4-0 PB 2B BB		0-0 4-3		0-3 K			0-0 F8-3 1B		3	1	1	0	1	1	1
Willie Mays, R (1, 8) OBP: 0.366, SLG: 0.551	0-0 1-H 2B		0-0 F7		0-0 6-3			0-0 F7		4	0	1	1	0	0	1
Orlando Cepeda, R (1, 3) OBP: 0.352, SLG: 0.511	0-3 K			0-0 FC1-6 1B		0-0 1B 3B		0-0 F8-3		4	1	2	0	0	1	2
Ed Bailey, L (1, 2) OBP: 0.369, SLG: 0.488		0-0 FC1-5 1B		0-3 K		0-3 K		0-3 K		4	0	1	0	0	3	2
Jose Pagan, R (1, 6) OBP: 0.271, SLG: 0.270		0-0 FC1-5 1B		0-0 FC1-6 1-2f		0-0 1B		0-0 5-3		4	0	2	1	0	0	1
Ernie Bowman, R (1, 4) OBP: 0.193, SLG: 0.223		0-3 K		0-3 K2-3		0-0 1-3		0-0 F9		4	0	0	0	0	2	4
Gaylord Perry, R (1, 1) OBP: 0.214, SLG: 0.286 Jim Davenport, R (5, PH) OBP: 0.283, SLG: 0.343 Jack Fisher, R (5, PR) OBP: 0.200, SLG: 0.185 Jack Sanford, R (7, PH) OBP: 0.241, SLG: 0.205 Frank Linzy, R (8, 1)		0-0 FC1-5			0-0 FC5-4 1B		0-0 4-3			1	0	0	0	0	0	2

Inning Stats	R: 1	H: 1	E: 0	LOB: 1	K: 1	S: 6	P: 10	R: 0	H: 2	E: 0	LOB: 2	K: 1	S: 7	P: 7	R: 0	H: 0	E: 0	LOB: 0	K: 0	S: 3	R: 0	H: 1	E: 0	LOB: 1	K: 2	S: 8	P: 8	R: 0	H: 1	E: 0	LOB: 1	K: 1	S: 6	P: 6	R: 1	H: 2	E: 0	LOB: 1	K: 1	S: 7	P: 7	R: 0	H: 0	E: 0	LOB: 0	K: 0	S: 3	R: 0	H: 1	E: 0	LOB: 0	K: 1	S: 5	P: 5	1B: 6	SF: 0	2B: 2	SAC: 0	3B: 1	DP: 1	HR: 0	HBP: 0	WP: 0	PA: 35
--------------	------	------	------	--------	------	------	-------	------	------	------	--------	------	------	------	------	------	------	--------	------	------	------	------	------	--------	------	------	------	------	------	------	--------	------	------	------	------	------	------	--------	------	------	------	------	------	------	--------	------	------	------	------	------	--------	------	------	------	-------	-------	-------	--------	-------	-------	-------	--------	-------	--------

PITCHER	IP	WLS	BF	H	R	ER	SO	BB	IBB	HBP	BLK	WP	HR	S	P	ERA	WHIP
Bob Hendley, L (1, 1) ERA: 3.44	9.0	W	35	8	2	2	7	1	0	0	0	0	0	48	52	2.00	1.000

**BOTTOM**

**Milwaukee Braves @ San Francisco Giants**  
Candlestick Park, San Francisco, CA

Wed Aug 21 1963, 6:33 AM EDT  
Att. 14,015 - Unknown

livebaseballscorecards.com

AB	34
R	2
H	8
RBI	2
BB	1
SO	7
LOB	17



Batter	1	2	3	4	5	6	7	8	9	AB R H RBI BB SO LOB	TOP											
Lee Mays, L (1, 8) OBP: 0.340, SLG: 0.440	0-0 1B		0-0 F8		0-0 F6			0-3 K	0-0 G3	5 0 1 0 0 1 1	<b>Milwaukee Braves @ San Francisco Giants</b> Candlestick Park, San Francisco, CA Thu Aug 22 1963, 6:33 AM EDT Att: 12,535 - Unknown <a href="http://livebaseballscorecards.com">livebaseballscorecards.com</a>											
Frank Bolling, R (1, 4) OBP: 0.310, SLG: 0.325	0-0 1B		0-0 F8		0-0 6-3			0-0 1B	0-0 6-3	5 1 2 0 0 0 1												
Hank Aaron, R (1, 9) OBP: 0.391, SLG: 0.569	0-0 1B		4-0 2B		0-3 K			0-0 1B		3 2 1 0 1 1 1												
Eddie Mathews, L (1, 5) OBP: 0.386, SLG: 0.440	4-0 1B		4-0 2B		0-0 F3			4-0 1B		1 2 0 0 3 0 0												
Gene Oliver, R (1, 7) OBP: 0.340, SLG: 0.451	0-3 K		0-0 2B		0-0 F6			0-0 F3		4 0 1 2 0 1 6												
Joe Torre, R (1, 3) OBP: 0.363, SLG: 0.442	0-0 FC4		0-0 5-3		0-0 5-3			0-0 HR		4 1 1 4 0 0 4												
Roy McMillan, R (1, 6) OBP: 0.264, SLG: 0.304		0-3 K		0-0 F7			0-0 5-3	0-0 F9		4 0 0 0 0 1 0												
Del Crandall, R (1, 2) OBP: 0.259, SLG: 0.265		0-3 K		0-0 6-3			0-3 K		0-0 F3	4 0 0 0 0 2 0												
Tony Cloninger, R (1, 1) OBP: 0.129, SLG: 0.129 Don Dillard, L (4, PH) OBP: 0.257, SLG: 0.354 Hank Fischer, R (4, 1) OBP: 0.105, SLG: 0.105 Lou Klimchock, L (7, PH) OBP: 0.175, SLG: 0.200 Ron Piche, R (7, 1) Bobby Tiefenauer, R (8, 1) Ty Cline, L (9, PH) OBP: 0.243, SLG: 0.208		0-0 1-3		0-0 4-3			0-0 F6		0-0 G3	1 0 0 0 0 0 0 1 0 0 0 0 0 0 0 0 0 0 0 0 0 1 0 1 0 1 0 0 0 0												
<b>Inning Stats</b>	R: 0 E: 1 K: 1 S: 7	H: 2 LOB: 3 BB: 1 P: 11	R: 0 E: 0 K: 2 S: 7	H: 0 LOB: 0 BB: 0 P: 7	R: 2 E: 0 K: 0 S: 4	H: 1 LOB: 1 BB: 2 P: 12	R: 0 E: 0 K: 0 S: 3	H: 0 LOB: 0 BB: 0 P: 3	R: 0 E: 0 K: 1 S: 5	H: 0 LOB: 0 BB: 0 P: 5	R: 0 E: 0 K: 1 S: 5	H: 0 LOB: 0 BB: 0 P: 5	R: 0 E: 0 K: 1 S: 5	H: 0 LOB: 0 BB: 0 P: 5	R: 4 E: 0 K: 1 S: 8	H: 3 LOB: 0 BB: 1 P: 12	R: 0 E: 0 K: 0 S: 4	H: 1 LOB: 1 BB: 0 P: 4	1B: 5 2B: 1 3B: 0 HR: 1	SF: 0 SAC: 0 DP: 0 HBP: 0	WP: 0 PB: 0 SB: 0 CS: 0	PA: 38
<b>PITCHER</b> Juan Marichal, R (1, 1) ERA: 2.37	IP: 9.0 WLS: W BF: 38 H: 7 R: 6 ER: 6 SO: 6 BB: 3 IBB: 1 HBP: 0 BLK: 0 WP: 0 HR: 1 S: 46 P: 62 ERA: 6.00 WHIP: 1.111											<b>PITCHER</b>	IP: WLS: BF: H: R: ER: SO: BB: IBB: HBP: BLK: WP: HR: S: P: ERA: WHIP:									



Batter	1	2	3	4	5	6	7	8	9
Harvey Kuenn, R OBP: 0.358, SLG: 0.403 Ernie Bowman, R OBP: 0.193, SLG: 0.223	0-0 BB 1B 1B	0-0 6-3		0-0 G5-4-3 1-2f		0-0 F8		0-0 F9	
Chuck Hiller, L OBP: 0.262, SLG: 0.287	0-0 1-2 BB 1B		0-0 WP FC4-6 1B		0-0 1B	0-0 F5			
Willie McCovey, L OBP: 0.367, SLG: 0.576	0-0 P6		0-0 F8	0-3 K			0-0 1B 3B		
Willie Mays, R OBP: 0.368, SLG: 0.551	4-0 1-2 2-3 1B BB		4-0 1-3 FC4-6 BB		0-0 5-3		0-0 G6-4-3 BB PB 1B		
Ed Bailey, L OBP: 0.370, SLG: 0.484	0-0 F4		0-0 FC4-6 1B HR		4-0 BB BB		4-0 3-H 1-2 G6-4-3 BB		
Orlando Cepeda, R OBP: 0.353, SLG: 0.511	0-0 1-3 2-H 3-H 1B		0-0 1-3 HR 1B		0-0 F9		0-0 G6-4-3 1-2f 2-3		
Felipe Alou, R OBP: 0.321, SLG: 0.471	0-0 F6		0-0 1-H 3-H HR		0-0 F9		0-0 5-3 3-H		
Jose Pagan, R OBP: 0.268, SLG: 0.267		0-0 1-3	0-0 5-3			0-0 6-3		0-0 5-3	
Juan Marichal, R OBP: 0.159, SLG: 0.141		0-0 6-3		0-0 G5-4-3 1B		0-0 E5		0-0 F4	

Inning Stats	R: 2	H: 3	E: 0	LOB: 2	K: 0	P: 10	R: 0	H: 0	E: 0	LOB: 0	K: 0	P: 3	R: 4	H: 3	E: 0	LOB: 0	K: 0	P: 10	R: 0	H: 2	E: 0	LOB: 1	K: 1	P: 6	R: 0	H: 0	E: 0	LOB: 1	K: 0	P: 7	R: 0	H: 0	E: 1	LOB: 1	K: 0	P: 4	R: 2	H: 2	E: 0	LOB: 0	K: 0	P: 8	R: 0	H: 0	E: 0	LOB: 0	K: 0	P: 3
	S: 6	BB: 1	S: 3	BB: 0	S: 3	BB: 0	S: 6	BB: 1	S: 3	BB: 0	S: 6	BB: 1	S: 6	BB: 0	S: 3	BB: 1	S: 6	BB: 0	S: 3	BB: 0	S: 4	BB: 0	S: 3	BB: 1	S: 3	BB: 0	S: 4	BB: 1	S: 3	BB: 0	S: 4	BB: 0	S: 3	BB: 0	S: 4	BB: 1	S: 8	S: 3	BB: 0	S: 3	BB: 0	S: 3	BB: 0	S: 3				

PITCHER	IP	WLS	BF	H	R	ER	SO	BB	IBB	HBP	BLK	WP	HR	S	P	ERA	WHIP
Tony Cloninger, R ERA: 3.78	(1, 1)	3.0	L	17	6	6	0	2	0	0	0	1	1	15	23	18.00	2.667
Hank Fischer, R ERA: 4.88	(4, 1)	3.0		12	2	0	1	1	0	0	0	0	0	13	17	0.00	1.000
Ron Piche, R ERA: 4.43	(7, 1)	1.0		5	2	1	0	1	0	0	0	0	0	4	8	9.00	3.000
Bobby Tiefenauer, R ERA:	(8, 1)	1.0		3	0	0	0	0	0	0	0	0	0	3	3	0.00	0.000

AB R H RBI BB SO LOB

5 1 1 0 0 0 2  
0 0 0 0 0 0 0

4 2 3 0 0 0 1

4 1 1 0 0 1 4

2 1 1 1 2 0 0

2 1 0 1 2 0 4

4 1 2 2 0 0 3

4 1 1 3 0 0 3

4 0 0 0 0 0 0

4 0 1 0 0 0 0

AB	R	H	RBI	BB	SO	LOB
33	8	10	7	4	1	17

**Milwaukee Braves @ San Francisco Giants**  
Candlestick Park, San Francisco, CA

Thu Aug 22 1963, 6:33 AM EDT  
Att. 12,535 - Unknown

WP	HR	S	P	ERA	WHIP
2	1	3	3	0.00	0.000



1B	2B	3B	HR	SF	SAC	DP	HBP
8	0	1	1	0	2	0	0

Batter	1	2	3	4	5	6	7	8	9	AB R H RBI BB SO LOB	TOP																						
<b>Pete Rose, S</b> (1, 4) OBP: 0.334, SLG: 0.364	0-0 4-3		0-0 4-3	0-0 FC			0-3 K		0-0 F7	5 0 0 0 0 1 2	<b>Cincinnati Reds @ San Francisco Giants</b> Candlestick Park, San Francisco, CA Fri Aug 23 1963, 10:05 PM EDT Att. 22,256 - Unknown <a href="http://livebaseballscorecards.com">livebaseballscorecards.com</a>																						
<b>Tommy Harper, R</b> (1, 9) OBP: 0.359, SLG: 0.415	0-0 5-3		0-0 5-3	0-0 SF7			0-0 1-3		0-3 K	4 0 0 1 0 1 0																							
<b>Vada Pinson, L</b> (1, 8) OBP: 0.357, SLG: 0.523	0-0 1B		0-0 2B	0-0 F6			0-0 E6 1B			4 0 3 0 0 0 2																							
<b>Frank Robinson, R</b> (1, 7) OBP: 0.383, SLG: 0.444	0-3 K		1-0 HBP		0-0 F3		0-3 K			3 0 0 0 0 2 2																							
<b>Gordy Coleman, L</b> (1, 3) OBP: 0.289, SLG: 0.387		0-0 HR	0-0 4-3		0-0 F2			0-0 1B		4 1 2 1 0 0 2																							
<b>Johnny Edwards, L</b> (1, 2) OBP: 0.318, SLG: 0.372		0-0 4-3		0-0 1B SF8 1B		0-3 K		0-0 F4		4 1 1 0 0 1 1																							
<b>Leo Cardenas, R</b> (1, 6) OBP: 0.262, SLG: 0.310		0-0 F8		0-0 FC SF7 1B		0-0 1B		0-0 F7		4 1 2 0 0 0 1																							
<b>Eddie Kasko, R</b> (1, 5) OBP: 0.297, SLG: 0.287		0-0 1B		0-0 FC 1B		0-3 K		0-0 F4		4 0 2 0 0 1 1																							
<b>Jim Maloney, L</b> (1, 1) OBP: 0.181, SLG: 0.147 <b>Jim Coates, R</b> (4, 1) <b>Bob Skinner, L</b> (9, PH) OBP: 0.325, SLG: 0.361		0-3 K		0-0 SF8		0-3 K		0-0 F7		1 0 0 1 0 1 1 1 0 0 0 0 1 0 1 0 0 0 0 0 0																							
<b>Inning Stats</b>	R: 0 E: 0 K: 1 S: 6	H: 1 LOB: 1 BB: 0 P: 6	R: 1 E: 0 K: 1 S: 7	H: 2 LOB: 1 BB: 0 P: 7	R: 0 E: 0 K: 0 S: 4	H: 1 LOB: 2 BB: 0 P: 5	R: 2 E: 0 K: 0 S: 7	H: 3 LOB: 2 BB: 0 P: 7	R: 0 E: 0 K: 1 S: 5	H: 0 LOB: 0 BB: 0 P: 5	R: 0 E: 0 K: 2 S: 7	H: 1 LOB: 0 BB: 0 P: 7	R: 0 E: 1 K: 2 S: 8	H: 1 LOB: 1 BB: 0 P: 8	R: 0 E: 0 K: 0 S: 4	H: 1 LOB: 1 BB: 0 P: 4	R: 0 E: 0 K: 1 S: 5	H: 0 LOB: 0 BB: 0 P: 5	1B: 8 2B: 1 3B: 0 HR: 1	SF: 2 SAC: 0 DP: 0 HBP: 1	WP: 0 PB: 0 SB: 0 CS: 0	PA: 38											
<b>PITCHER</b> <b>Jack Sanford, R</b> (1, 1) ERA: 3.67 <b>Bobby Bolin, R</b> (4, 1) ERA: 2.99	IP 3.0	WLS 17	BF 7	H 3	R 3	ER 3	SO 2	BB 0	IBB 0	HBP 1	BLK 0	WP 0	HR 1	S 20	P 21	ERA 9.00	WHIP 2.333																
											<b>PITCHER</b>	IP	WLS	BF	H	R	ER	SO	BB	IBB	HBP	BLK	WP	HR	S	P	ERA	WHIP					



Batter	1	2	3	4	5	6	7	8	9	AB	R	H	RBI	BB	SO	LOB
Harvey Kuenn, R OBP: 0.362, SLG: 0.404 (1, 5) (9, 7)	0-0 PB BB 2B 1B	0-0 G6-4-3 1-2f		4-0 1B 1-2 1B BB	0-0 6-3		0-0 4-3 1B			4	2	2	0	1	0	4
Chuck Hiller, L OBP: 0.267, SLG: 0.299 (1, 4) BB BB BB	4-0 PB 2B BB		0-0 F5	0-0 1B 1B		0-0 HR	0-0 4-3			4	2	2	3	1	0	1
Willie McCovey, L OBP: 0.369, SLG: 0.579 Ernie Bowman, R OBP: 0.193, SLG: 0.223 (1, 7) (9, 5)	0-0 2B 2B		0-0 F7	0-0 1B 1B		0-0 3B 1B	0-0 F5			5	2	3	3	0	0	1
Willie Mays, R OBP: 0.371, SLG: 0.557 (1, 8) 2-H	0-0 2B		0-0 F6	0-3 K 1B		0-0 3B		4-0 3B BB		4	1	2	2	1	1	2
Orlando Cepeda, R OBP: 0.354, SLG: 0.509 (1, 3) BB BB BB	4-0 G6-4-3 BB			0-0 HR 1B	0-0 F9	0-0 F5		0-0 F4		4	1	1	0	1	0	2
Tom Haller, L OBP: 0.327, SLG: 0.414 (1, 2) 1-H	0-0 F2			0-0 HR 1B	0-0 2B 1B	0-0 F5		0-0 F5		5	1	2	2	0	0	4
Felipe Alou, R OBP: 0.322, SLG: 0.478 (1, 9) 1-2f	0-0 G6-4-3			0-0 F7	0-0 2B	0-0 F7		0-0 3B		5	0	2	1	0	0	3
Jose Pagan, R OBP: 0.267, SLG: 0.264 (1, 6) 1-H		0-0 1-3		0-0 F9	4-0 IBB		0-0 F9	0-3 K		4	0	0	0	1	1	1
Jack Sanford, R OBP: 0.250, SLG: 0.216 Bobby Bolin, R OBP: 0.241, SLG: 0.120 (1, 1) (4, 1)		0-0 G6-4-3 1B		4-0 WP 1B BB	0-3 K		0-0 1B 4-3 1B			1	0	1	0	0	0	0
										2	2	1	0	1	1	3


Inning Stats	R: 3	H: 3	E: 0	K: 0	S: 5	LOB: 1	BB: 2	P: 13	R: 0	H: 1	E: 0	K: 0	S: 3	LOB: 0	BB: 0	P: 3	R: 0	H: 0	E: 0	K: 0	S: 3	LOB: 0	BB: 0	P: 3	R: 4	H: 4	E: 0	K: 1	S: 9	LOB: 2	BB: 2	P: 17	R: 0	H: 2	E: 0	K: 1	S: 7	LOB: 3	BB: 1	P: 11	R: 2	H: 3	E: 0	K: 0	S: 6	LOB: 1	BB: 0	P: 6	R: 1	H: 2	E: 0	K: 0	S: 5	LOB: 1	BB: 0	P: 5	R: 1	H: 1	E: 0	K: 1	S: 6	LOB: 1	BB: 1	P: 10
	1B: 9	2B: 3	3B: 2	HR: 2	SF: 0	SAC: 0	DP: 2	HBP: 0	WP: 1	PB: 1	SB: 0	CS: 0	PA: 44																																																			
PITCHER	IP	WLS	BF	H	R	ER	SO	BB	IBB	HBP	BLK	WP	HR	S	P	ERA	WHIP																																															
Jim Maloney, R ERA: 2.81 (1, 1)	3.2	L	19	6	7	7	0	4	0	0	0	1	1	15	31	17.18	2.727																																															
Jim Coates, R ERA: 5.22 (4, 1)	4.1		25	10	4	4	3	1	1	0	0	0	1	29	37	8.31	2.538																																															

**BOTTOM**

**Cincinnati Reds @ San Francisco Giants**  
Candlestick Park, San Francisco, CA

Fri Aug 23 1963, 10:05 PM EDT  
Att. 22,256 - Unknown

<b>AB</b>	<b>38</b>
<b>R</b>	<b>11</b>
<b>H</b>	<b>16</b>
<b>RBI</b>	<b>11</b>
<b>BB</b>	<b>6</b>
<b>SO</b>	<b>3</b>
<b>LOB</b>	<b>21</b>



Batter	1	2	3	4	5	6	7	8	9	10	11	12	AB	R	H	RBI	BB	SO	LOB	TOP						
<b>Pete Rose, S</b> OBP: 0.335, SLG: 0.365 (1, 4)	0-0 5-3		0-0 1B		0-0 FC1-4 1B		0-0 F6			0-0 1-3			5	0	2	1	0	0	0							
<b>Tommy Harper, R</b> OBP: 0.354, SLG: 0.408 (1, 9)	0-3 K		0-0 F7		0-0 FC1-4			0-0 6-3			0-0 6-3		5	0	0	0	0	1	3							
<b>Vada Pinson, L</b> OBP: 0.356, SLG: 0.520 (1, 8)	0-0 F7			0-0 F9	0-0 F7			0-0 L6-3 1B			0-0 6-3		5	0	1	0	0	0	2							
<b>Frank Robinson, R</b> OBP: 0.379, SLG: 0.438 (1, 7)		0-0 6-3		0-0 F9		0-0 F9		0-0 L6-3			0-0 6-3		5	0	0	0	0	0	1							
<b>Don Pavletich, R</b> OBP: 0.281, SLG: 0.313 (1, 2)		0-0 6-3		0-0 HR		0-0 6-3			0-0 1-3			0-0 1-6-3	5	1	1	1	0	0	0							
<b>Gordy Coleman, L</b> OBP: 0.291, SLG: 0.383 (1, 3)		0-0 F6		0-0 F8		4-0 FC6-4 BB			0-0 G3		4-0 BB		3	0	0	0	2	0	0							
<b>Marty Keough, L</b> OBP: 0.352, SLG: 0.401 (12, PR)													0	0	0	0	0	0	0							
<b>Leo Cardenas, R</b> OBP: 0.261, SLG: 0.311 (1, 6)			0-0 1B G6-4-3 2B		0-0 F9	0-0 FC6-4			0-0 4-3			0-0 F8	5	1	1	0	0	0	2							
<b>Eddie Kasko, R</b> OBP: 0.308, SLG: 0.307 (1, 5)			0-0 G6-4-3 1B		0-0 1B		0-0 F3			0-0 CS 1B		0-0 5-3	5	1	3	0	0	0	1							
<b>John Tsitouris, R</b> OBP: 0.067, SLG: 0.068 (1, 1)			0-0 G6-4-3		0-0 FC1-4 1B		0-3 K			0-3 K			4	0	1	0	0	2	2							
<b>Al Worthington, R</b> OBP: 0.100, SLG: 0.200 (12, 1)			1-2f 3-H										0	0	0	0	0	0	0							
<b>Inning Stats</b>	R: 0 E: 0 K: 1 S: 5	H: 0 LOB: 0 BB: 0 P: 5	R: 0 E: 0 K: 0 S: 3	H: 0 LOB: 0 BB: 0 P: 3	R: 1 E: 0 K: 0 S: 5	H: 3 LOB: 1 BB: 0 P: 5	R: 1 E: 0 K: 0 S: 4	H: 1 LOB: 0 BB: 0 P: 4	R: 1 E: 0 K: 0 S: 6	H: 3 LOB: 2 BB: 0 P: 6	R: 0 E: 0 K: 1 S: 5	H: 0 LOB: 0 BB: 0 P: 5	R: 0 E: 0 K: 1 S: 3	H: 1 LOB: 0 BB: 0 P: 3	R: 0 E: 0 K: 0 S: 3	H: 0 LOB: 0 BB: 0 P: 3	R: 0 E: 0 K: 0 S: 3	H: 0 LOB: 0 BB: 0 P: 3	R: 0 E: 0 K: 0 S: 3	H: 0 LOB: 1 BB: 1 P: 7	R: 0 E: 0 K: 0 S: 3	H: 0 LOB: 1 BB: 1 P: 7	1B: 6 2B: 3 3B: 0 HR: 1	SF: 0 SAC: 0 DP: 2 HBP: 0	WP: 0 PB: 0 SB: 0 CS: 1	PA: 44
<b>PITCHER</b>	IP	WLS	BF	H	R	ER	SO	BB	IBB	HBP	BLK	WP	HR	S	P	ERA	WHIP									
<b>Billy O'Dell, L</b> ERA: 2.87 (1, 1)	4.1		19	7	3	3	1	0	0	0	0	0	0	21	21	6.23	1.615									
<b>Don Larsen, R</b> ERA: 2.4 (5, 1)	7.2	W	25	2	0	0	2	2	0	0	0	0	0	27	35	0.00	0.522									

**Cincinnati Reds @ San Francisco Giants**  
 Candlestick Park, San Francisco, CA  
 Sat Aug 24 1963, 6:33 AM EDT  
 Att. 24,838 - Unknown

AB	42
R	3
H	9
RBI	2
BB	2
SO	3
LOB	11





Batter	1	2	3	4	5	6	7	8	9	10	11	12	AB	R	H	RBI	BB	SO	LOB
Harvey Kuenn, R OBP: 0.361, SLG: 0.406 (1, 5) X	0-0 6-3 1B		0-0 E 1B		0-0 2B		0-3 K 2			0-0 F6 2		0-3 K 2	6	1	2	0	0	2	4
Chuck Hiller, L OBP: 0.271, SLG: 0.304 (1, 4) H	1-0 HBP 1B		0-0 E8 1B 2B		0-0 F8 2		0-0 6-3 3			0-0 3-1 3		0-0 1B 1-2 2-3 3-H	5	1	2	2	0	0	2
Willie McCovey, L OBP: 0.365, SLG: 0.572 (1, 7) X	0-0 G4-6-3 1-2f		0-0 4-3 2		0-0 F6 3				0-0 F6 1		0-0 F4 1		5	0	0	0	0	0	3
Willie Mays, R OBP: 0.371, SLG: 0.555 (1, 8)		0-0 1B G4-6-3 1B	0-0 1B 3-H 1B		0-0 F9 1			0-0 6-3 2		0-0 F8 3			5	1	2	1	0	0	0
Orlando Cepeda, R OBP: 0.356, SLG: 0.510 (1, 3)		0-0 1B G4-6-3 1B	0-0 6-3 3		0-0 1B 1B			0-0 F8 3		0-0 1B 1B			5	0	3	0	0	0	1
Ed Bailey, L OBP: 0.368, SLG: 0.479 (1, 2)		0-0 G4-6-3 1-2f 3-H 1B		0-0 4-3 1		0-0 1B G5-4-3 1B			0-0 4-3 1			0-3 K 1	5	0	1	0	0	1	1
Felipe Alou, R OBP: 0.322, SLG: 0.478 (1, 9)		0-0 2B		0-0 6-3 2		0-0 G5-4-3 1-2f 1B			0-0 F5 2			1-0 BB HBP 1B HBP	4	1	1	0	0	0	2
Jose Pagan, R OBP: 0.269, SLG: 0.264 (1, 6)		0-0 5-3 3		0-0 4-3 3		0-0 SH3-4 1B			0-0 P1 3			1-0 1B BB HBP	4	0	1	0	0	0	1
Billy O'Dell, S OBP: 0.231, SLG: 0.242 (1, 1)			0-0 6-3 1		0-0 F9 1		0-0 SH3-4 1B			0-0 6-3 1		4-0 BB BB 1B BB	1	0	0	0	0	0	0
Don Larsen, R OBP: 0.200, SLG: 0.200 (5, 1)												1-2 2-3 BB	2	0	0	0	0	0	0
Norm Larker, L OBP: 0.292, SLG: 0.226 (12, PH)													0	0	0	0	1	0	0

Inning Stats	R: 0	H: 0	E: 0	K: 0	S: 2	R: 1	H: 3	E: 0	K: 0	S: 5	R: 2	H: 3	E: 1	K: 0	S: 6	R: 0	H: 0	E: 0	K: 0	S: 3	R: 0	H: 2	E: 0	K: 0	S: 4	R: 0	H: 1	E: 0	K: 1	S: 6	R: 0	H: 0	E: 0	K: 0	S: 3	R: 0	H: 0	E: 0	K: 0	S: 3	R: 0	H: 1	E: 0	K: 0	S: 3	R: 0	H: 1	E: 0	K: 0	S: 3	R: 1	H: 1	E: 0	K: 2	S: 7	R: 0	H: 0	E: 0	K: 0	S: 3	R: 0	H: 1	E: 0	K: 0	S: 3	R: 0	H: 1	E: 0	K: 0	S: 3	R: 1	H: 3	E: 0	K: 2	S: 7	1B: 9	2B: 3	3B: 0	HR: 0	SF: 0	SAC: 1	DP: 3	HBP: 3	WP: 0	PA: 47
--------------	------	------	------	------	------	------	------	------	------	------	------	------	------	------	------	------	------	------	------	------	------	------	------	------	------	------	------	------	------	------	------	------	------	------	------	------	------	------	------	------	------	------	------	------	------	------	------	------	------	------	------	------	------	------	------	------	------	------	------	------	------	------	------	------	------	------	------	------	------	------	------	------	------	------	------	-------	-------	-------	-------	-------	--------	-------	--------	-------	--------

PITCHER	IP	WLS	BF	H	R	ER	SO	BB	IBB	HBP	BLK	WP	HR	S	P	ERA	WHIP
John Tsitouris, R ERA: 3.58 (1, 1)	11.1	L	45	11	4	4	2	1	0	3	0	0	0	45	52	3.18	1.059
Al Worthington, R ERA: 2.84 (12, 1)	0.1		2	1	0	0	1	0	0	0	0	0	0	4	4	0.00	3.000

**San Francisco Giants**  
**Candlestick Park, San Francisco, CA**  
 Sat Aug 24 1963, 6:33 AM EDT  
 Att: 24,838 - Unknown

AB	R	H	RBI	BB	SO	LOB
42	4	12	3	1	3	14



Batter	1	2	3	4	5	6	7	8	9	AB R H RBI BB SO LOB	TOP																									
<b>Pete Rose, S</b> (1, 4) OBP: 0.336, SLG: 0.370	0-0 F8		0-0 F3			0-0 WP 3B		0-0 FC4-2 HR 1B		4 2 2 2 0 0 0	<b>Cincinnati Reds @ San Francisco Giants</b> Candlestick Park, San Francisco, CA Sun Aug 25 1963, 6:33 AM EDT Att: 31,553 - Unknown																									
<b>Tommy Harper, R</b> (1, 9) OBP: 0.352, SLG: 0.406	0-0 1B			0-0 5-3		0-0 G3		0-0 FC4-2 HR BB		4 1 1 0 0 0 2																										
<b>Vada Pinson, L</b> (1, 8) OBP: 0.355, SLG: 0.517	0-0 G3-6-4-6 1-2f			0-0 4-3		0-0 L3		4-0 HR BB		3 1 0 0 1 0 1																										
<b>Frank Robinson, R</b> (1, 7) OBP: 0.378, SLG: 0.444		0-0 F2		0-0 5-3		0-3 K		0-0 HR		4 1 1 4 0 1 0																										
<b>Don Pavletich, R</b> (1, 3) OBP: 0.284, SLG: 0.316		0-0 6-3			0-0 G1-6-3 1B		0-0 6-3	0-0 1-3		2 0 1 0 0 0 0																										
<b>Gordy Coleman, L</b> (7, PH) OBP: 0.289, SLG: 0.381										2 0 0 0 0 0 0																										
<b>Al Worthington, R</b> (8, 1) OBP: 0.100, SLG: 0.200										0 0 0 0 0 0 0																										
<b>Johnny Edwards, L</b> (1, 2) OBP: 0.318, SLG: 0.378		0-0 HR			0-0 G1-6-3 1-2f		0-0 F6		0-0 F7	4 1 1 1 0 0 1																										
<b>Leo Cardenas, R</b> (1, 6) OBP: 0.259, SLG: 0.308		0-0 F8			0-0 F6		0-0 4-3		0-3 K	4 0 0 0 0 1 0																										
<b>Eddie Kasko, R</b> (1, 5) OBP: 0.306, SLG: 0.313			0-0 F3			0-0 1B 3B 2B		0-0 6-3	0-0 5-3	4 1 1 0 0 0 0																										
<b>Joe Nuxhall, L</b> (1, 1) OBP: 0.193, SLG: 0.214			0-0 3-1			0-0 3B 1B		0-0 1B FC4-2 1B		1 0 0 0 0 0 0																										
<b>Dom Zanni, R</b> (3, 1) OBP: 0.250, SLG: 0.309										0 0 0 0 0 0 0																										
<b>Ken Walters, R</b> (6, PH) OBP: 0.158, SLG: 0.159										1 1 1 0 0 0 0																										
<b>Joey Jay, S</b> (6, 1) OBP: 0.158, SLG: 0.159										0 0 0 0 0 0 0																										
<b>Marty Keough, L</b> (8, PH) OBP: 0.355, SLG: 0.405										1 0 1 0 0 0 0																										
<b>Inning Stats</b>	R: 0 E: 0 K: 0 S: 3	H: 1 LOB: 0 BB: 0 P: 3	R: 1 E: 0 K: 0 S: 4	H: 1 LOB: 0 BB: 0 P: 4	R: 0 E: 0 K: 0 S: 3	H: 0 LOB: 0 BB: 0 P: 3	R: 0 E: 0 K: 0 S: 3	H: 0 LOB: 0 BB: 0 P: 3	R: 0 E: 0 K: 0 S: 3	H: 0 LOB: 0 BB: 0 P: 3	R: 3 E: 0 K: 1 S: 8	H: 3 LOB: 0 BB: 0 P: 8	R: 0 E: 0 K: 0 S: 3	H: 0 LOB: 0 BB: 0 P: 3	R: 4 E: 0 K: 0 S: 6	H: 3 LOB: 0 BB: 1 P: 10	R: 0 E: 0 K: 1 S: 5	H: 0 LOB: 0 BB: 0 P: 5	1B: 5 2B: 1 3B: 1 HR: 2	SF: 0 SAC: 0 DP: 2 HBP: 0	WP: 1 PB: 0 SB: 0 CS: 0	PA: 35														
<b>PITCHER</b>	IP WLS BF H R ER SO BB IBB HBP BLK WP HR S P ERA WHIP																																			
<b>Billy Pierce, L</b> (1, 1) ERA: 3.95	5.0		19	6	4	4	0	0	0	0	0	0	1	19	19	7.20	1.200																			
<b>Gaylord Perry, R</b> (6, 1) ERA: 4.57	4.0	L	16	3	4	4	2	1	0	0	0	1	1	19	23	9.00	1.000																			

livebaseballscorecards.com

<b>AB</b>	34
<b>R</b>	8
<b>H</b>	9
<b>RBI</b>	7
<b>BB</b>	1
<b>SO</b>	2
<b>LOB</b>	4





Batter	1	2	3	4	5	6	7	8	9	AB R H RBI BB SO LOB	TOP											
<b>Curt Flood, R</b> OBP: 0.339, SLG: 0.392 (1, 8) X	0-0 4-3		0-3 K			0-0 1-4-3	0-0 FC4-6		0-0 1B 4-3 1B	5 1 1 1 0 1 2												
<b>Dick Groat, R</b> OBP: 0.391, SLG: 0.466 (1, 6) X	0-0 F9			0-0 3B		0-0 FC5 BB 1B	0-3 K		0-0 1B 4-3 1B	5 1 3 1 0 1 2												
<b>Bill White, L</b> OBP: 0.363, SLG: 0.500 (1, 3) S S S	0-3 K			0-3 K		4-0 FC5 FC5 1-2 BB		0-3 K	0-0 4-3	4 0 0 1 1 3 2												
<b>Ken Boyer, R</b> OBP: 0.356, SLG: 0.438 (1, 5) X		0-0 2B		0-0 F6		0-0 FC5		0-0 F7	0-0 1B 1B	5 0 2 1 0 0 3												
<b>Charlie James, R</b> OBP: 0.293, SLG: 0.422 (1, 7) X		0-0 F9		0-3 K		0-0 FC5		0-0 HR 1B	0-0 1B	5 1 2 0 0 1 4												
<b>George Altman, L</b> OBP: 0.336, SLG: 0.401 (1, 9) S S S		0-3 K			0-0 E6 SH3		0-0 E3 FC4-6		0-0 G3	5 2 1 2 0 1 3 0 0 0 0 0 0 0												
<b>Bobby Shantz, R</b> OBP: 0.250, SLG: 0.143 (9, 1)								1-H HR														
<b>Julian Javier, R</b> OBP: 0.309, SLG: 0.397 (1, 4) X		0-0 4-3			0-0 SH3		0-0 E5 FC4-6 1B		F6	3 0 1 0 0 0 1												
<b>Tim McCarver, L</b> OBP: 0.329, SLG: 0.369 (1, 2) X			0-0 F8		0-0 F8		0-0 F5		F5	4 0 0 0 0 0 3												
<b>Ernie Broglio, R</b> OBP: 0.122, SLG: 0.127 (1, 1) X			0-0 F8		0-0 F8		4-0 FC4-6 IBB		4-0 1B BB	2 0 0 0 0 0 1 0 0 0 0 0 1 0 1 0 0 0 0 0 1 0 0 0 0 0 0 0 0 0 0 0 0 0 0 0												
<b>Stan Musial, L</b> OBP: 0.524, SLG: 0.391 (7, PH)																						
<b>Mike Shannon, R</b> OBP: 0.375, SLG: 0.375 (7, PR)																						
<b>Ken MacKenzie, R</b> OBP: 0.057, SLG: 0.037 (7, 1)																						
<b>Ron Taylor, R</b> OBP: 0.331, SLG: 0.408 (8, PH)																						
<b>Carl Sawatsky, L</b> OBP: 0.353, SLG: 0.231 (9, PR)																						
<b>Dal Maxwell, R</b> OBP: 0.353, SLG: 0.231 (9, PR)																						
<b>Gary Kolb, L</b> OBP: 0.424, SLG: 0.507 (9, 9)																						
<b>Inning Stats</b>	R: 0 E: 0 K: 1 S: 5	H: 0 LOB: 0 BB: 0 P: 5	R: 0 E: 0 K: 1 S: 6	H: 1 LOB: 1 BB: 0 P: 6	R: 0 E: 0 K: 1 S: 5	H: 0 LOB: 0 BB: 0 P: 5	R: 0 E: 0 K: 2 S: 8	H: 1 LOB: 1 BB: 0 P: 8	R: 0 E: 1 K: 0 S: 4	H: 0 LOB: 1 BB: 0 P: 4	R: 0 E: 0 K: 0 S: 4	H: 1 LOB: 2 BB: 1 P: 8	R: 1 E: 2 K: 1 S: 7	H: 1 LOB: 2 BB: 1 P: 11	R: 2 E: 0 K: 1 S: 7	H: 2 LOB: 0 BB: 0 P: 7	R: 3 E: 0 K: 0 S: 7	H: 4 LOB: 2 BB: 1 P: 11	1B: 7 2B: 1 3B: 1 HR: 1	SF: 0 SAC: 1 DP: 0 HBP: 0	WP: 0 PB: 0 SB: 0 CS: 0	PA: 42
<b>PITCHER</b>	IP WLS BF H R ER SO BB IBB HBP BLK WP HR S P ERA WHIP												IP WLS BF H R ER SO BB IBB HBP BLK WP HR S P ERA WHIP									
<b>Juan Marichal, R</b> ERA: 2.47 (1, 1)	8.2 L 41 10 6 5 7 2 1 0 0 0 1 52 64 5.19 1.385																					
<b>Billy Hoft, L</b> ERA: 5.14 (9, 1)	0.1 1 0 0 0 0 0 0 0 0 0 0 0 1 1 0.00 0.000																					

St. Louis Cardinals @ San Francisco Giants  
 Candlestick Park, San Francisco, CA  
 Mon Aug 26 1963, 6:33 AM EDT  
 Att: 18,744 - Unknown

livebaseballscorecards.com

AB 38  
 R 6  
 H 10  
 RBI 6  
 BB 3  
 SO 7  
 LOB 21



Batter	1	2	3	4	5	6	7	8	9	AB	R	H	RBI	BB	SO	LOB
Harvey Kuenn, R (1, 5) OBP: 0.357, SLG: 0.398	0-0 6-3		0-0 FC5-4			0-0 FC2-6 1B	0-0 6-3		0-0 F8	5	0	1	0	0	0	1
Chuck Hiller, L (1, 4) OBP: 0.266, SLG: 0.298	0-0 3-1		0-0 FC4-6			0-0 FC2-6 1B	0-0 4-3		0-0 F9	5	1	0	0	0	0	2
Willie McCovey, L (1, 7) OBP: 0.363, SLG: 0.565	0-0 F8					0-0 E4 F8 1B			0-0 FC5-4 1B	4	1	1	0	0	0	1
Willie Mays, R (1, 8) OBP: 0.376, SLG: 0.564		0-0 6-3 1B		0-3 K		0-0 1B			0-0 FC5-4 1B	4	1	2	1	0	1	1
Orlando Cepeda, R (1, 3) OBP: 0.356, SLG: 0.505		0-0 6-3 1-3		0-0 F4		0-0 F8			0-0 1B	4	0	1	0	0	0	3
Ed Bailey, L (1, 2) OBP: 0.368, SLG: 0.485		0-0 F5			4-0 BB BB BB	0-0 FC5-4 BB			0-0 F6	3	0	1	1	1	0	3
Felipe Alou, R (1, 9) OBP: 0.325, SLG: 0.478		0-0 5-3			0-3 K	0-0 K			0-0 1B	3	0	1	1	1	1	2
Ernie Bowman, R (1, 6) OBP: 0.185, SLG: 0.214			0-0 5-3		0-0 FC5-4	0-0 FC5			0-0 5-3	4	0	0	0	0	0	6
Juan Marichal, R (1, 1) OBP: 0.176, SLG: 0.170			0-0 FC5-4						0-0 6-3	3	0	2	0	0	1	0
Billy Hoefl, L (9, 1) OBP: 1.000, SLG: 1.000					0-0 1B					0	0	0	0	0	0	0
Jim Davenport, R (9, PH) OBP: 0.293, SLG: 0.342					1-H 2B					1	0	0	0	0	0	0

Inning Stats	R: 0	H: 0	E: 0	K: 3	S: 3	H: 0	LOB: 0	BB: 0	P: 3	R: 0	H: 1	E: 0	K: 0	S: 4	H: 1	LOB: 1	BB: 0	P: 4	R: 0	H: 1	E: 0	K: 0	S: 4	H: 0	LOB: 0	BB: 0	P: 5	R: 0	H: 1	E: 0	K: 1	S: 5	H: 3	LOB: 3	BB: 1	P: 11	R: 0	H: 0	E: 0	K: 1	S: 5	H: 0	LOB: 0	BB: 0	P: 5	R: 1	H: 3	E: 0	K: 0	S: 6	H: 3	LOB: 2	BB: 0	P: 6	R: 0	H: 0	E: 0	K: 0	S: 3	H: 0	LOB: 0	BB: 0	P: 3	1B: 8	SF: 0	2B: 1	SAC: 0	3B: 0	DP: 0	HR: 0	HBP: 0	WP: 0	PA: 38
--------------	------	------	------	------	------	------	--------	-------	------	------	------	------	------	------	------	--------	-------	------	------	------	------	------	------	------	--------	-------	------	------	------	------	------	------	------	--------	-------	-------	------	------	------	------	------	------	--------	-------	------	------	------	------	------	------	------	--------	-------	------	------	------	------	------	------	------	--------	-------	------	-------	-------	-------	--------	-------	-------	-------	--------	-------	--------

PITCHER	IP	WLS	BF	H	R	ER	SO	BB	IBB	HBP	BLK	WP	HR	S	P	ERA	WHIP
Ernie Broglio, R (1, 1) ERA: 3.14	6.0		26	6	2	0	2	2	0	0	0	0	0	28	36	0.00	1.333
Ken MacKenzie, L (7, 1) ERA: 5.0	1.2		7	2	1	1	1	0	0	0	0	0	0	9	9	5.40	1.200
Ron Taylor, R (8, 1) ERA: 2.94	0.1	W	2	1	0	0	0	0	0	0	0	0	0	2	2	0.00	3.000
Bobby Shantz, L (9, 1) ERA: 2.83	1.0	S	3	0	0	0	0	0	0	0	0	0	0	3	3	0.00	0.000

BOTTOM

St. Louis Cardinals @ San Francisco Giants  
Candlestick Park, San Francisco, CA  
Mon Aug 26 1963, 6:33 AM EDT  
Att. 18,744 - Unknown

livebaseballscorecards.com

AB	36
R	3
H	9
RBI	3
BB	2
SO	3
LOB	19



Batter	1	2	3	4	5	6	7	8	9	AB R H RBI BB SO LOB	TOP
<b>Curt Flood, R</b> (1, 8) OBP: 0.337, SLG: 0.389	0-0 F9			0-0 F9		0-0 FC4-6 PB 1-2f		0-0 6-3		4 0 0 0 0 0 1	
<b>Dick Groat, R</b> (1, 6) OBP: 0.390, SLG: 0.464 <b>Dal Maxvill, R</b> (4, 6) OBP: 0.344, SLG: 0.250	0-0 G3			0-3 K		0-3 K		0-0 1B 1B		2 0 0 0 0 1 0 2 0 1 0 0 1 1	
<b>Bill White, L</b> (1, 3) OBP: 0.363, SLG: 0.500	0-0 4-3			0-0 PO 1B		0-0 6-3 1-2		0-0 1B 1-3 1B		4 0 2 0 0 0 1	
<b>Stan Musial, L</b> (1, 7) OBP: 0.323, SLG: 0.387				0-0 PO 1-2		0-3 K		0-0 F8 F6		3 0 0 0 1 1 2	
<b>Ken Boyer, R</b> (1, 5) OBP: 0.356, SLG: 0.437 <b>Gary Kolb, L</b> (7, 5) OBP: 0.419, SLG: 0.500				0-0 FC5-4 K2-6-2 1-2f		0-0 E 1B		0-3 K		3 0 1 0 0 1 1 1 0 0 0 0 0 0	
<b>George Altman, L</b> (1, 9) OBP: 0.335, SLG: 0.399				0-3 K2-6-2 1-2f		0-0 E4 1-2		0-0 HR 1B		4 1 1 0 0 1 2	
<b>Julian Javier, R</b> (1, 4) OBP: 0.311, SLG: 0.404				0-0 F3		0-0 F2		0-0 HR 1B		4 1 2 2 0 0 2	
<b>Tim McCarver, L</b> (1, 2) OBP: 0.325, SLG: 0.364				0-0 F7		0-0 F8		0-0 F8		4 0 0 0 0 0 3	
<b>Curt Simmons, L</b> (1, 1) OBP: 0.162, SLG: 0.152 <b>Barney Schultz, R</b> (3, 1) <b>Jeoff Long, R</b> (6, PH) OBP: 0.200, SLG: 0.200 <b>Sam Jones, R</b> (6, 1)				0-3 K		0-0 FC4-6 1B		0-0 1-3		1 0 0 0 0 1 0 0 0 0 0 0 0 0 1 0 1 0 0 0 0 1 0 0 0 0 0 0	
<b>Inning Stats</b>	R: 0 E: 0 K: 0 S: 3 H: 0 LOB: 0 BB: 0 P: 3	R: 0 E: 0 K: 1 S: 4 H: 0 LOB: 1 BB: 1 P: 8	R: 0 E: 0 K: 1 S: 5 H: 0 LOB: 0 BB: 0 P: 5	R: 0 E: 0 K: 1 S: 5 H: 1 LOB: 0 BB: 0 P: 5	R: 0 E: 1 K: 1 S: 7 H: 1 LOB: 2 BB: 0 P: 7	R: 0 E: 0 K: 1 S: 6 H: 1 LOB: 1 BB: 0 P: 6	R: 2 E: 0 K: 1 S: 7 H: 2 LOB: 0 BB: 0 P: 7	R: 0 E: 0 K: 0 S: 5 H: 2 LOB: 2 BB: 0 P: 5	R: 0 E: 0 K: 0 S: 4 H: 1 LOB: 1 BB: 0 P: 4	1B: 7 2B: 1 3B: 0 HR: 1 SF: 0 SAC: 0 DP: 1 HBP: 0	WP: 0 PA: 36 PB: 1 SB: 0 CS: 0
<b>PITCHER</b> <b>Jack Sanford, R</b> (1, 1) ERA: 3.61	IP 9.0 WLS W BF 35 H 8 R 2 ER 2 SO 6 BB 1 IBB 0 HBP 0 BLK 0 WP 0 HR 1 S 46 P 50 ERA 2.00 WHIP 1.000					<b>PITCHER</b> IP WLS BF H R ER SO BB IBB HBP BLK WP HR S P ERA WHIP					

St. Louis Cardinals @ San Francisco Giants  
 Candlestick Park, San Francisco, CA  
 Tue Aug 27 1963, 10:05 PM EDT  
 Att: 30,514 - Unknown

livebaseballscorecards.com

AB 34  
 R 2  
 H 8  
 RBI 2  
 BB 1  
 SO 6  
 LOB 13





Batter	1	2	3	4	5	6	7	8	9	AB R H RBI BB SO LOB	TOP
<b>Curt Flood, R</b> OBP: 0.336, SLG: 0.388 (1, 8) X	0-0 4-3	0-0 F4 2-3			0-0 6-3		0-0 1-3 2-H 1B			4 0 1 1 0 0 1	
<b>Dick Groat, R</b> OBP: 0.389, SLG: 0.462 (1, 6) X	0-0 6-3 1B		0-0 6-3			0-0 F9	0-0 1-3			4 0 1 0 0 0 2	
<b>Bill White, L</b> OBP: 0.361, SLG: 0.496 (1, 3) X	0-0 6-3 1-2		0-0 F4			0-0 G3		0-0 F6		4 0 0 0 0 0 1	
<b>Ken Boyer, R</b> OBP: 0.355, SLG: 0.434 (1, 5) X	0-0 F7		0-0 F3			4-0 BB		0-0 F6		3 0 0 0 1 0 1	
<b>Charlie James, R</b> OBP: 0.289, SLG: 0.417 (1, 7) X		0-0 4-3		0-0 6-3		0-0 F8		0-0 6-3		4 0 0 0 0 0 1	
<b>George Altman, L</b> OBP: 0.336, SLG: 0.400 (1, 9) X		0-0 BB 2B 1B		0-0 4-3			0-3 K		0-0 G4-6-3 1B	4 1 2 0 0 1 0	
<b>Julian Javier, R</b> OBP: 0.312, SLG: 0.404 (1, 4) X		4-0 BB BB BB 2B BB		0-0 F9			0-0 BB 1B 1B		0-0 G4-6-3 1-2	3 2 1 0 1 0 1	
<b>Tim McCarver, L</b> OBP: 0.321, SLG: 0.359 (1, 2) X		0-3 K			0-0 F8		0-0 P6		0-0 F7	4 0 0 0 0 1 3	
<b>Bob Gibson, R</b> OBP: 0.268, SLG: 0.308 (1, 1) X		0-0 PB 1-H 2-H 2B			0-0 5-3		4-0 BB 1B BB			2 0 1 2 1 0 0	
<b>Inning Stats</b>	R: 0 E: 0 K: 0 S: 4 H: 1 LOB: 1 BB: 0 P: 4	R: 2 E: 0 K: 1 S: 7 H: 2 LOB: 1 BB: 1 P: 11	R: 0 E: 0 K: 0 S: 3 H: 0 LOB: 0 BB: 0 P: 3	R: 0 E: 0 K: 0 S: 3 H: 0 LOB: 0 BB: 0 P: 3	R: 0 E: 0 K: 0 S: 3 H: 0 LOB: 0 BB: 0 P: 3	R: 0 E: 0 K: 0 S: 3 H: 0 LOB: 1 BB: 1 P: 7	R: 1 E: 0 K: 1 S: 7 H: 2 LOB: 2 BB: 1 P: 11	R: 0 E: 0 K: 0 S: 3 H: 0 LOB: 0 BB: 0 P: 3	R: 0 E: 0 K: 0 S: 3 H: 1 LOB: 0 BB: 0 P: 3	1B: 5 2B: 1 3B: 0 HR: 0 SF: 0 SAC: 0 DP: 1 HBP: 0	WP: 0 PB: 1 SB: 0 CS: 0 PA: 35
<b>PITCHER</b> <b>Billy O'Dell, L</b> ERA: 2.87 (1, 1)	IP 9.0 WLS W BF 35 H 6 R 3 ER 3 SO 2 BB 3 IBB 0 HBP 0 BLK 0 WP 0 HR 0 S 36 P 48 ERA 3.00 WHIP 1.000	<b>PITCHER</b> IP WLS BF H R ER SO BB IBB HBP BLK WP HR S P ERA WHIP									

St. Louis Cardinals @ San Francisco Giants  
 Candlestick Park, San Francisco, CA  
 Wed Aug 28 1963, 6:33 AM EDT  
 Att: 23,462 - Unknown

livebaseballscorecards.com

AB	32
R	3
H	6
RBI	3
BB	3
SO	2
LOB	10





Batter	1	2	3	4	5	6	7	8	9
Harvey Kuenn, R OBP: 0.364, SLG: 0.401 (1, 5) (9, 7)	0-0 HR 1B		0-0 F5		4-0 G4-3 BB 1-2		4-0 BB		
Chuck Hiller, L OBP: 0.266, SLG: 0.306 (1, 4)	0-0 HR		0-0 P5		0-0 G4-3 1-2		0-0 F5		
Willie McCovey, L OBP: 0.357, SLG: 0.555 (1, 7) (9, 3)	0-0 4-3		0-0 1-3			0-0 6-3	0-0 F7		
Willie Mays, R OBP: 0.377, SLG: 0.568 (1, 8)	0-0 F9			0-0 5-3		0-3 K		0-0 6-3	
Orlando Cepeda, R OBP: 0.356, SLG: 0.516 Jim Davenport, R OBP: 0.289, SLG: 0.339 (1, 3) (9, 5)	0-0 F3			0-0 HR		0-0 S 1B		0-3 K	
Tom Haller, L OBP: 0.340, SLG: 0.451 (1, 2)		0-0 HR		0-0 HR		4-0 1-2 BB		0-0 1B	
Felipe Alou, R OBP: 0.322, SLG: 0.478 (1, 9)		0-0 1-3		0-0 6-3		0-3 K		0-3 K	
Jose Pagan, R OBP: 0.264, SLG: 0.260 (1, 6)		0-0 6-3		0-0 6-3			0-0 E4		
Billy O'Dell, S OBP: 0.235, SLG: 0.246 (1, 1)		0-0 4-3			0-0 CS 1B		0-0 F2		

Inning Stats	R: 2	H: 2	E: 0	K: 0	S: 5	LOB: 0	BB: 0	P: 5
	R: 1	H: 1	E: 0	K: 0	S: 4	LOB: 0	BB: 0	P: 4
	R: 0	H: 0	E: 0	K: 0	S: 3	LOB: 0	BB: 0	P: 3
	R: 2	H: 2	E: 0	K: 0	S: 5	LOB: 0	BB: 0	P: 5
	R: 0	H: 1	E: 0	K: 2	S: 2	LOB: 0	BB: 1	P: 6
	R: 0	H: 1	E: 0	K: 2	S: 8	LOB: 2	BB: 1	P: 12
	R: 0	H: 0	E: 1	K: 0	S: 4	LOB: 2	BB: 1	P: 8
	R: 0	H: 1	E: 0	K: 2	S: 8	LOB: 1	BB: 0	P: 8

PITCHER	IP	WLS	BF	H	R	ER	SO	BB	IBB	HBP	BLK	WP	HR	S	P	ERA	WHIP
Bob Gibson, R ERA: 3.77 (1, 1)	8.0	L	34	8	5	5	4	3	0	0	0	0	4	39	51	5.62	1.375

**BOTTOM**

St. Louis Cardinals @ San Francisco Giants  
Candlestick Park, San Francisco, CA


Wed Aug 28 1963, 6:33 AM EDT  
Att. 23,462 - Unknown

AB	R	H	RBI	BB	SO	LOB
2	1	1	0	2	0	0
4	1	1	2	0	0	3
4	0	0	0	0	0	2
4	0	0	0	0	1	0
4	1	2	1	0	1	0
0	0	0	0	0	0	0
3	2	3	2	1	0	0
4	0	0	0	0	2	3
3	0	0	0	0	0	0
3	0	1	0	0	0	1

1B: 4	SF: 0	WP: 0	PA: 34
2B: 0	SAC: 0	PB: 0	
3B: 0	DP: 1	SB: 1	
HR: 4	HBP: 0	CS: 1	

livebaseballscorecards.com

**AB 31**  
**R 5**  
**H 8**  
**RBI 5**  
**BB 3**  
**SO 4**  
**LOB 9**



Batter	1	2	3	4	5	6	7	8	9	AB R H RBI BB SO LOB	TOP
<b>Harvey Kuenn, R</b> <small>(1, 5) OBP: 0.360, SLG: 0.396</small> <b>Ernie Bowman, R</b> <small>(7, 9) OBP: 0.185, SLG: 0.214</small> <small>(8, 5)</small>	2-1 		2-1 			2-2 		1-3 		4 0 0 0 0 1 1 0 0 0 0 0 0 0	<b>San Francisco Giants @ Los Angeles Dodgers</b> <b>Dodger Stadium, Los Angeles, CA</b> Thu Aug 29 1963, 7:05 PM PDT Att: 54,978 - Unknown
<b>Jim Davenport, R</b> <small>(1, 4) OBP: 0.289, SLG: 0.338</small>	2-2 		1-1 			1-2 		0-1 	4 0 1 0 0 0 0		
<b>Willie McCovey, L</b> <small>(1, 7) OBP: 0.354, SLG: 0.551</small>	0-3 			2-3 		1-1 		0-0 	4 0 0 0 0 2 1		
<b>Willie Mays, R</b> <small>(1, 8) OBP: 0.375, SLG: 0.564</small> <b>Norm Larker, L</b> <small>(7, 3) OBP: 0.294, SLG: 0.224</small>	1-3 			0-0 		1-1 		2-1 	3 0 0 0 0 1 1 1 0 0 0 0 0 0		
<b>Orlando Cepeda, R</b> <small>(1, 3) OBP: 0.356, SLG: 0.521</small> <b>Frank Linzy, R</b> <small>(7, 1)</small>		1-1 		1-2 		1-1 			3 1 1 1 0 0 0 0 0 0 0 0 0 0		
<b>Felipe Alou, R</b> <small>(1, 9) OBP: 0.320, SLG: 0.475</small> <small>(7, 8)</small>		0-0 			0-0 		3-1 		3 0 0 0 0 0 0		
<b>Jose Pagan, R</b> <small>(1, 6) OBP: 0.265, SLG: 0.261</small>		0-1 			0-2 		2-3 		3 0 1 0 0 1 0		
<b>Tom Haller, L</b> <small>(1, 2) OBP: 0.336, SLG: 0.445</small>		2-3 			1-1 		1-2 		3 0 0 0 0 1 1		
<b>Bobby Bolin, R</b> <small>(1, 1) OBP: 0.241, SLG: 0.120</small> <b>Billy Pierce, L</b> <small>(2, 1) OBP: 0.182, SLG: 0.129</small> <b>Jack Fisher, R</b> <small>(3, 1) OBP: 0.194, SLG: 0.179</small> <b>Cap Peterson, R</b> <small>(7, 5) OBP: 0.326, SLG: 0.429</small> <small>(8, 9)</small>			0-3 		0-2 		4-2 		0 0 0 0 0 0 0 1 0 0 0 0 1 0 1 0 0 0 0 0 1 0 0 0 0 1 0 0		
<b>Inning Stats</b>	R: 0 H: 1 E: 0 LOB: 1 K: 2 BB: 0 S: 11 P: 16	R: 1 H: 1 E: 0 LOB: 0 K: 1 BB: 0 S: 8 P: 11	R: 0 H: 0 E: 0 LOB: 0 K: 1 BB: 0 S: 7 P: 10	R: 0 H: 0 E: 0 LOB: 0 K: 1 BB: 0 S: 7 P: 10	R: 0 H: 1 E: 1 LOB: 1 K: 0 BB: 0 S: 9 P: 10	R: 0 H: 0 E: 0 LOB: 0 K: 0 BB: 0 S: 8 P: 12	R: 0 H: 0 E: 0 LOB: 0 K: 0 BB: 0 S: 6 P: 11	R: 0 H: 0 E: 0 LOB: 1 K: 2 BB: 1 S: 13 P: 21	R: 0 H: 0 E: 0 LOB: 0 K: 0 BB: 0 S: 5 P: 7	1B: 2 SF: 0 2B: 0 SAC: 0 3B: 0 DP: 0 HR: 1 HBP: 0	
<b>PITCHER</b> <b>Sandy Koufax, L</b> <small>(1, 1) ERA: 1.93</small>	IP WLS BF H R ER SO BB IBB HBP BLK WP HR S P ERA WHIP 9.0 W 31 3 1 1 7 1 0 0 0 0 1 74 108 1.00 0.444										

livebaseballscorecards.com

<b>AB</b>	<b>30</b>
<b>R</b>	<b>1</b>
<b>H</b>	<b>3</b>
<b>RBI</b>	<b>1</b>
<b>BB</b>	<b>1</b>
<b>SO</b>	<b>7</b>
<b>LOB</b>	<b>5</b>



**BOTTOM**

**San Francisco Giants @ Los Angeles Dodgers**  
**Dodger Stadium, Los Angeles, CA**  
 Thu Aug 29 1963, 7:05 PM PDT  
 Att. 54,978 - Unknown

[livebaseballscores.com](http://livebaseballscores.com)

<b>AB</b>	<b>35</b>
<b>R</b>	<b>11</b>
<b>H</b>	<b>15</b>
<b>RBI</b>	<b>11</b>
<b>BB</b>	<b>8</b>
<b>SO</b>	<b>3</b>
<b>LOB</b>	<b>22</b>



WP:	2	PA:	46
PB:	0	SB:	0
CS:	0		

AB	R	H	RBI	BB	SO	LOB	
3	2	2	2	1	0	2	
1	0	0	0	0	0	2	
3	1	0	0	2	0	2	
0	0	0	0	0	0	0	
4	2	2	1	0	0	5	
1	0	0	0	0	0	0	
4	2	2	1	1	1	2	
5	1	3	4	0	0	1	
3	1	2	3	2	0	0	
4	0	1	0	0	0	4	
0	0	0	0	1	0	0	
5	2	3	0	0	0	2	
2	0	0	0	1	2	2	
1B:	11	SF:	1	WP:	2	PA:	46
2B:	3	SAC:	2	PB:	0	SB:	0
3B:	0	DP:	1	CS:	0		
HR:	1	HBP:	0				

Batter	1	2	3	4	5	6	7	8	9
<b>Maury Wills, S</b> (1, 6) OBP: 0.352, SLG: 0.343 <b>Mary Breeding, R</b> (8, 4) OBP: 0.288, SLG: 0.324	4-1 G3 WP 1B BB	3-2 1-3	1-1 E 1-2 2-H 1B		3-2 BB 1B	1-0 SF8		0-1 FC4-6 1-2f	
<b>Jim Gilliam, S</b> (1, 4) OBP: 0.352, SLG: 0.379 <b>Dick Tracewski, R</b> (7, 4) OBP: 0.280, SLG: 0.250	4-1 G3 1-2 1B BB		F9 E3		4-0 1B 1-2 1B BB	1-0 F8			
<b>Wally Moon, L</b> (1, 7) OBP: 0.349, SLG: 0.401 <b>Ken McMullen, R</b> (7, 5) OBP: 0.266, SLG: 0.331	1-2 G3 1-2 2-3		E 1B F9		2-2 1B 1-3 2-H 1B		0-1 5-3		
<b>Tommy Davis, R</b> (1, 5) OBP: 0.364, SLG: 0.459	1-3 K		3-1 E 1-3 2B	4-1 4-3 1B BB	1-1 WP 1-2 1B		0-0 5-3		
<b>Ron Fairly, L</b> (1, 3) OBP: 0.350, SLG: 0.409	1-2 2-H 3-H 1B		0-1 E8 HR 2-H 3-H 1B	2-2 4-3	1-2 WP 1-2 1B		1-0 1-3		
<b>Frank Howard, R</b> (1, 9) OBP: 0.329, SLG: 0.513		4-2 SH1-3 BB	1-1 HR	1-0 2-H G3-6 1B	4-2 1-2 2-3 BB		0-1 6-3		
<b>John Roseboro, L</b> (1, 2) OBP: 0.302, SLG: 0.350 <b>Doug Camilli, R</b> (8, 2) OBP: 0.236, SLG: 0.294	1-0 SH1-3 1-2 1B		1-2 F7	1-2 G3-6	0-0 F9		4-0 1B BB		
<b>Willie Davis, L</b> (1, 8) OBP: 0.264, SLG: 0.360		3-2 P1	1-1 1B 2B		0-0 4-3	1-0 SH1-3 SF8 2B		0-0 FC4-6 1-2 1B	
<b>Sandy Koufax, R</b> (1, 1) OBP: 0.116, SLG: 0.091		2-1 SH1-3	4-2 E 1B BB		1-3 K	2-1 SH1-3		1-3 K	
<b>Inning Stats</b>	R: 1 H: 1 E: 0 LOB: 2 K: 1 BB: 2 S: 11 P: 22	R: 0 H: 1 E: 0 LOB: 2 K: 0 BB: 1 S: 15 P: 28	R: 5 H: 6 E: 2 LOB: 3 K: 0 BB: 1 S: 25 P: 39	R: 1 H: 1 E: 0 LOB: 0 K: 0 BB: 1 S: 8 P: 16	R: 3 H: 4 E: 0 LOB: 3 K: 1 BB: 2 S: 20 P: 36	R: 1 H: 1 E: 0 LOB: 0 K: 0 BB: 0 S: 5 P: 10	R: 0 H: 0 E: 0 LOB: 0 K: 0 BB: 0 S: 4 P: 5	R: 0 H: 1 E: 0 LOB: 2 K: 1 BB: 1 S: 9 P: 14	

PITCHER	IP	WLS	BF	H	R	ER	SO	BB	IBB	HBP	BLK	WP	HR	S	P	ERA	WHIP
<b>Bobby Bolin, R</b> (1, 1) ERA: 3.05	1.0		6	1	1	1	1	3	0	0	0	1	0	14	29	9.00	4.000
<b>Billy Pierce, L</b> (2, 1) ERA: 4.36	1.2	L	13	7	5	5	0	1	0	0	0	0	1	32	54	27.00	4.800
<b>Jack Fisher, R</b> (3, 1) ERA: 4.25	3.1		19	6	5	5	1	3	0	0	0	1	0	38	68	13.50	2.700
<b>Frank Linzy, R</b> (7, 1) ERA: 6.94	2.0		8	1	0	0	1	1	0	0	0	0	0	13	19	0.00	1.000

Batter	1	2	3	4	5	6	7	8	9	AB R H RBI BB SO LOB	TOP											
Harvey Kuenn, R (1, 7) OBP: 0.359, SLG: 0.395	0-3 K		1-2 K 1B		1-0 F4			2-1 6-3		4 0 1 0 0 1 1												
Chuck Hiller, L (1, 4) OBP: 0.272, SLG: 0.311	3-2 X 6-3 1B		0-0 S 1-2 1B		1-0 F9			2-1 E9 1B		4 1 3 0 0 0 0												
Willie McCovey, L (1, 3) OBP: 0.352, SLG: 0.546	2-2 6-3 1-2		3-3 SAFE K 1-2 2-3		0-0 5-3			0-1 L6		4 0 0 0 0 1 4												
Willie Mays, R (1, 8) OBP: 0.376, SLG: 0.568	1-1 S 2-H 1B		2-3 K		3-2 3B			1-2 E9 1-H		4 0 2 1 0 1 1												
Tom Haller, L (1, 2) OBP: 0.335, SLG: 0.442	1-3 K 1-2		0-0 L3		2-2 F9			0-1 FC1-4 1B		4 0 1 0 0 1 2												
Felipe Alou, R (1, 9) OBP: 0.317, SLG: 0.471		2-3 K		0-1 F6			1-1 5-3	0-2 FC1-4 1-2f		4 0 0 0 0 1 1												
Jim Davenport, R (1, 5) OBP: 0.288, SLG: 0.337		1-3 K			2-1 FC4-6 1B		2-3 K	0-0 F9		4 0 1 0 0 2 1												
Jose Pagan, R (1, 6) OBP: 0.265, SLG: 0.261		0-1 F8			0-1 FC4-6 1-2f		1-0 S 1B	1-3 K		3 0 1 0 0 0 1												
Ed Bailey, L (9, PH) OBP: 0.367, SLG: 0.483										1 0 0 0 0 1 1												
Juan Marichal, R (1, 1) OBP: 0.172, SLG: 0.167			0-1 1-3		0-1 F2		2-3 K			2 0 0 0 0 0 1												
Norm Larker, L (7, PH) OBP: 0.293, SLG: 0.223										1 0 0 0 0 1 1												
Don Larsen, R (7, 1) OBP: 0.200, SLG: 0.200										0 0 0 0 0 0 0												
<b>Inning Stats</b>	R: 1 E: 0 K: 2 S: 20	H: 2 LOB: 1 BB: 0 P: 27	R: 0 E: 0 K: 2 S: 8	H: 0 LOB: 0 BB: 0 P: 11	R: 0 E: 0 K: 1 S: 16	H: 2 LOB: 1 BB: 0 P: 20	R: 0 E: 0 K: 1 S: 7	H: 0 LOB: 0 BB: 0 P: 9	R: 0 E: 0 K: 0 S: 7	H: 1 LOB: 1 BB: 0 P: 10	R: 0 E: 0 K: 0 S: 8	H: 1 LOB: 1 BB: 0 P: 14	R: 0 E: 1 K: 2 S: 9	H: 1 LOB: 1 BB: 0 P: 15	R: 0 E: 1 K: 0 S: 9	H: 1 LOB: 1 BB: 0 P: 14	R: 0 E: 0 K: 1 S: 10	H: 1 LOB: 1 BB: 0 P: 11	1B: 8 2B: 0 3B: 1 HR: 0	SF: 0 SAC: 0 DP: 0 HBP: 0	WP: 0 PB: 0 SB: 3 CS: 0	PA: 35
<b>PITCHER</b> Don Drysdale, R (1, 1) ERA: 2.73	IP 9.0 WLS W BF 35 H 9 R 1 ER 1 SO 9 BB 0 IBB 0 HBP 0 BLK 0 WP 0 HR 0 S 94 P 131 ERA 1.00 WHIP 1.000											<b>PITCHER</b>	IP WLS BF H R ER SO BB IBB HBP BLK WP HR S P ERA WHIP									

San Francisco Giants @ Los Angeles Dodgers  
 Dodger Stadium, Los Angeles, CA  
 Fri Aug 30 1963, 7:05 PM PDT  
 Att: 54,843 - Unknown

livebaseballscorecards.com

AB	35
R	1
H	9
RBI	1
BB	0
SO	9
LOB	14



Batter	1	2	3	4	5	6	7	8	9
<b>Maury Wills, S</b> (1, 6) <small>OBP: 0.353, SLG: 0.343</small> <b>Dick Tracewski, R</b> (8, PR) <small>OBP: 0.280, SLG: 0.250</small> (9, 6)	0-1 <b>E4</b> 		3-2 <b>5-3</b> 		2-2 <b>L6-3</b> 			4-1 <b>3B</b> 	
<b>Jim Gilliam, S</b> (1, 4) <small>OBP: 0.353, SLG: 0.387</small> (9, 5)	1-1 <b>F6</b> 		0-1 			1-0 <b>L6</b> 		3-2 	
<b>Wally Moon, L</b> (1, 7) <small>OBP: 0.344, SLG: 0.395</small> (9, 9)	2-3 <b>K</b> 		2-2 <b>4-3</b> 			0-3 		2-1 <b>1-3</b> 	
<b>Tommy Davis, R</b> (1, 5) <small>OBP: 0.363, SLG: 0.457</small> (9, 7)	0-1 <b>4-3</b> 			0-0 <b>5-3</b> 		0-1 		0-1 <b>F6</b> 	
<b>Ron Fairly, L</b> (1, 3) <small>OBP: 0.348, SLG: 0.406</small>		1-3 <b>K</b> 		3-2 <b>F9</b> 		3-2 <b>F8</b> 			
<b>Frank Howard, R</b> (1, 9) <b>Mary Breeding, R</b> (9, 4) <small>OBP: 0.288, SLG: 0.324</small>		2-3 		1-3 <b>K</b> 			1-3 <b>K</b> 		
<b>John Roseboro, L</b> (1, 2) <small>OBP: 0.303, SLG: 0.350</small>		0-2 <b>F6</b> 			0-0 		1-0 <b>F6</b> 		
<b>Willie Davis, L</b> (1, 8) <small>OBP: 0.265, SLG: 0.360</small>			0-1 		0-0 <b>G3</b> 		1-2 <b>F2</b> 		
<b>Don Drysdale, R</b> (1, 1) <small>OBP: 0.237, SLG: 0.195</small>			2-3 		3-2 		1-3 <b>K</b> 		

Inning Stats	R: 0	H: 1	E: 1	K: 1	S: 9	LOB: 1	BB: 0	P: 12
	0	0	0	2	0	0	0	12
	0	0	0	2	0	0	0	12
	1	2	0	1	18	1	0	25
	0	0	0	1	7	0	0	11
	1	2	0	0	8	0	0	13
	0	1	0	1	13	0	0	17
	0	0	0	1	7	0	0	10
	1	1	0	1	11	0	1	21

PITCHER	IP	WLS	BF	H	R	ER	SO	BB	IBB	HBP	BLK	WP	HR	S	P	ERA	WHIP
<b>Juan Marichal, R</b> (1, 1) <small>ERA: 2.48</small>	6.0	L	23	6	2	2	6	0	0	0	0	0	0	64	90	3.00	1.000
<b>Don Larsen, R</b> (7, 1) <small>ERA: 2.49</small>	2.0		8	1	1	1	2	1	0	0	0	0	0	18	31	4.50	1.000

**BOTTOM**

AB	R	H	RBI	BB	SO	LOB
3	0	1	0	1	0	2
0	1	0	0	0	0	0
4	0	2	2	0	0	1
4	0	0	0	0	2	4
4	0	1	0	0	0	3
3	0	0	0	0	1	1
3	0	0	0	0	3	0
0	0	0	0	0	0	0
3	1	1	0	0	0	0
3	1	1	0	0	0	1
3	0	1	1	0	2	1

**AB 30**  
**R 3**  
**H 7**  
**RBI 3**  
**BB 1**  
**SO 8**  
**LOB 13**

WP	PA	ERA	WHIP
0	31		
0	3		
0	0		

**San Francisco Giants @ Los Angeles Dodgers**  
**Dodger Stadium, Los Angeles, CA**  
 Fri Aug 30 1963, 7:05 PM PDT  
 Att. 54,843 - Unknown

livebaseballscores.com

Batter	1	2	3	4	5	6	7	8	9	10	11	12	AB	R	H	RBI	BB	SO	LOB	TOP							
<b>Felipe Alou, R</b> OBP: 0.322, SLG: 0.474 (1, 9)	0-2 CS 1B		0-2 1B		0-1 2-H 1B		0-1 FC5-4 1-2f			0-0 6-3		1-0 WP 1B	6	0	4	1	0	0	1								
<b>Chuck Hiller, L</b> OBP: 0.289, SLG: 0.309 (8, PH)	1-3 1-2		0-1 F7			1-0 F6		0-2 G3		2-2 F9		1-2 5-3	3	0	0	0	0	1	2								
<b>Cap Peterson, R</b> OBP: 0.304, SLG: 0.400 (8, 5)													3	0	0	0	0	0	1								
<b>Ernie Bowman, R</b> OBP: 0.188, SLG: 0.214 (10, 5)													3	0	0	0	0	0	1								
<b>Ernie Bowman, R</b> OBP: 0.188, SLG: 0.214 (12, 4)													0	0	0	0	0	0	0								
<b>Harvey Kuenn, R</b> OBP: 0.357, SLG: 0.392 (1, 7)	3-1 1B			2-2 E5 WP 4-3		1-1 4-3		2-0 5-3		1-2 1-3			5	1	1	0	0	0	0								
<b>Willie Mays, R</b> OBP: 0.375, SLG: 0.563 (1, 8)	2-3 K			2-3 K		4-0 BB		3-3 K			1-1 6-3		4	0	0	0	1	3	2								
<b>Willie Mays, R</b> OBP: 0.375, SLG: 0.563 (1, 8)													4	0	0	0	1	3	2								
<b>Willie McCovey, L</b> OBP: 0.348, SLG: 0.540 (1, 3)		2-3 K		1-2 4-3		0-0 5-3			1-1 G3		0-0 L9		5	0	0	1	0	1	1								
<b>Tom Haller, L</b> OBP: 0.335, SLG: 0.441 (1, 2)													3	0	1	0	0	1	0								
<b>Orlando Cepeda, R</b> OBP: 0.357, SLG: 0.529 (9, PH)													1	1	1	1	0	0	0								
<b>Billy Hoelt, L</b> OBP: 1.000, SLG: 1.000 (9, 1)													0	0	0	0	0	0	0								
<b>Don Larsen, R</b> OBP: 0.182, SLG: 0.182 (9, 1)													1	0	0	0	0	0	0								
<b>Jim Davenport, R</b> OBP: 0.285, SLG: 0.332 (1, 5)		0-2 4-3		2-3 K		1-1 G6-3 1B		2-2 G6-3 1B		1-1 1-4-3		1-0 F9	5	0	0	0	0	1	1								
<b>Jim Davenport, R</b> OBP: 0.285, SLG: 0.332 (8, 4)													5	0	0	0	0	1	1								
<b>Jim Davenport, R</b> OBP: 0.285, SLG: 0.332 (9, 5)																											
<b>Jim Davenport, R</b> OBP: 0.285, SLG: 0.332 (10, 4)																											
<b>Jim Davenport, R</b> OBP: 0.285, SLG: 0.332 (12, 5)																											
<b>Jose Pagan, R</b> OBP: 0.269, SLG: 0.276 (1, 6)			0-3 K		1-1 E6 1-6-3 1B		1-2 HR		0-1 2B		0-0 5-3 1B		5	2	3	1	0	1	0								
<b>Jose Pagan, R</b> OBP: 0.269, SLG: 0.276 (1, 6)													5	2	3	1	0	1	0								
<b>Jack Sanford, R</b> OBP: 0.253, SLG: 0.203 (1, 1)			0-3 K		2-2 1-6-3		4-1 FC5-4 BB		0-2 L7		1-2 5-3		2	0	0	0	1	1	1								
<b>Ed Bailey, L</b> OBP: 0.364, SLG: 0.479 (9, PH)													2	0	0	0	0	0	2								
<b>Ed Bailey, L</b> OBP: 0.364, SLG: 0.479 (9, 2)													2	0	0	0	0	0	2								
<b>Inning Stats</b>	R: 0 E: 0 K: 2 S: 12	H: 2 LOB: 1 BB: 0 P: 18	R: 0 E: 0 K: 1 S: 8	H: 0 LOB: 0 BB: 0 P: 10	R: 0 E: 0 K: 2 S: 12	H: 1 LOB: 1 BB: 0 P: 12	R: 1 E: 1 K: 2 S: 14	H: 0 LOB: 0 BB: 0 P: 20	R: 0 E: 1 K: 1 S: 10	H: 1 LOB: 2 BB: 0 P: 15	R: 0 E: 0 K: 0 S: 4	H: 0 LOB: 1 BB: 1 P: 10	R: 1 E: 0 K: 0 S: 13	H: 2 LOB: 1 BB: 1 P: 21	R: 0 E: 0 K: 1 S: 8	H: 0 LOB: 0 BB: 0 P: 13	R: 1 E: 0 K: 0 S: 12	H: 2 LOB: 1 BB: 0 P: 16	R: 0 E: 0 K: 0 S: 7	H: 0 LOB: 0 BB: 0 P: 10	R: 0 E: 0 K: 0 S: 5	H: 0 LOB: 0 BB: 0 P: 6	R: 1 E: 0 K: 0 S: 10	H: 2 LOB: 1 BB: 0 P: 14	1B: 7 2B: 1 3B: 0 HR: 2	SF: 0 SAC: 0 DP: 1 HBP: 0	WP: 2 PA: 47
<b>PITCHER</b>	IP	WLS	BF	H	R	ER	SO	BB	IBB	HBP	BLK	WP	HR	S	P	ERA	WHIP										
<b>Bob Miller, R</b> ERA: 3.16 (1, 1)	6.2		27	6	2	1	8	2	0	0	0	1	1	71	104	1.35	1.200										
<b>Ron Perranoski, L</b> ERA: 1.8 (7, 1)	2.1		9	2	1	1	1	0	0	0	0	0	1	22	31	3.86	0.857										
<b>Larry Sherry, R</b> ERA: 3.5 (10, 1)	3.0	L	11	2	1	1	0	0	0	0	0	1	0	22	30	3.00	0.667										

San Francisco Giants @ Los Angeles Dodgers  
 Dodger Stadium, Los Angeles, CA  
 Sat Aug 31 1963, 3:33 AM PDT  
 Att. 54,858 - Unknown

AB	45
R	4
H	10
RBI	4
BB	2
SO	9
LOB	11

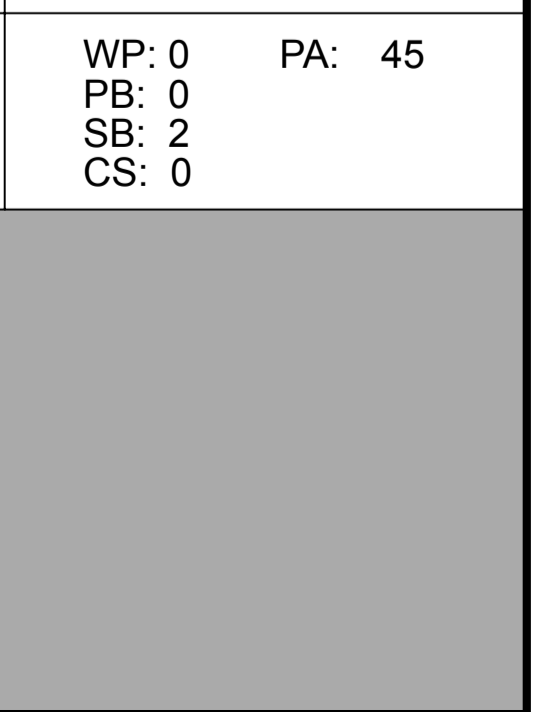


Batter	1	2	3	4	5	6	7	8	9	10	11	12	AB	R	H	RBI	BB	SO	LOB
<b>Willie Davis, L</b> OBP: 0.264, SLG: 0.358 (1, 8)	3-1 4-3		3-2 F9		1-0 SAFE G3			1-1 6-3 1B		3-2 F9			5	0	1	0	0	0	2
<b>Jim Gilliam, S</b> OBP: 0.353, SLG: 0.386 (1, 4)	3-2 F8		0-1 1B			4-2 SH1-4 BB		0-0 B2		3-1 4-3			4	1	1	1	1	0	1
<b>Wally Moon, L</b> OBP: 0.343, SLG: 0.393 (1, 7) (7, 9)	2-1 4-3		1-0 FC4 1B			1-0 SH1-4		2-2 6-3		1-1 3-1			4	0	1	1	0	0	1
<b>Tommy Davis, R</b> OBP: 0.359, SLG: 0.452 (1, 5) (7, 7)		2-3 K	0-0 FC4 1B			0-0 4-3		1-1 1-3			0-3 K		5	0	0	0	0	2	3
<b>Ron Fairly, L</b> OBP: 0.346, SLG: 0.402 (1, 3)		2-2 F7		1-0 F7		4-0 IBB		0-1 G3		0-2 6-3			4	0	0	0	1	0	0
<b>Frank Howard, R</b> OBP: 0.329, SLG: 0.517 <b>Maury Wills, S</b> OBP: 0.354, SLG: 0.344 (1, 9) (7, 5)		0-2 HR		4-2 F5 BB		2-3 K		2-2 1B S 1B		1-1 G3			2	1	1	1	1	1	2
<b>John Roseboro, L</b> OBP: 0.299, SLG: 0.345 (1, 2)		2-1 F4		2-1 SAFE F5		1-2 F9		1-2 F4			1-0 L9		5	0	0	0	0	0	2
<b>Dick Tracewski, R</b> OBP: 0.290, SLG: 0.261 <b>Lee Walls, R</b> OBP: 0.253, SLG: 0.310 (1, 6) (12, PH)			0-0 SH2-4 1B			1-2 K 1B		2-3 K		1-2 S 1B		1-1 5-3	4	1	3	0	0	1	0
<b>Bob Miller, R</b> OBP: 0.098, SLG: 0.082 <b>Ron Perranoski, L</b> OBP: 0.190, SLG: 0.105 <b>Ken McMullen, R</b> OBP: 0.265, SLG: 0.330 <b>Larry Sherry, R</b> OBP: 0.261, SLG: 0.310 (1, 1) (7, 1) (9, PH) (10, 1) (12, PH)			0-0 SH2-4 1B			1-3 K		1-3 K		3-2 6-3		1-2 F5	1	0	0	0	0	1	1

Inning Stats	R: 0	H: 0	E: 0	K: 8	R: 1	H: 1	E: 0	K: 11	R: 2	H: 3	E: 0	K: 9	R: 0	H: 0	E: 0	K: 5	R: 0	H: 1	E: 0	K: 7	R: 0	H: 0	E: 0	K: 1	R: 0	H: 0	E: 0	K: 9	R: 0	H: 2	E: 0	K: 15	R: 0	H: 0	E: 0	K: 7	R: 0	H: 0	E: 0	K: 1	R: 0	H: 0	E: 0	K: 10									
	0	0	0	8	1	1	0	11	2	3	0	9	0	0	0	0	1	0	1	0	0	0	0	0	0	0	0	0	2	0	2	15	0	0	0	7	0	0	0	1	0	0	0	0	0	0	0	0	0	0	0	0	0

PITCHER	IP	WLS	BF	H	R	ER	SO	BB	IBB	HBP	BLK	WP	HR	S	P	ERA	WHIP
<b>Jack Sanford, R</b> ERA: 3.6 (1, 1)	8.0		31	6	3	3	5	2	1	0	0	0	1	64	111	3.38	1.000
<b>Billy Hoelt, L</b> ERA: 4.98 (9, 1)	0.2		4	2	0	0	0	0	0	0	0	0	0	11	15	0.00	3.000
<b>Don Larsen, R</b> ERA: 2.32 (9, 1)	3.1	W	10	0	0	0	1	0	0	0	0	0	0	27	41	0.00	0.000

BOTTOM	
<b>San Francisco Giants @ Los Angeles Dodgers</b> <b>Dodger Stadium, Los Angeles, CA</b>	
Sat Aug 31 1963, 3:33 AM PDT Att: 54,858 - Unknown	
<b>AB</b> 40 <b>R</b> 3 <b>H</b> 8 <b>RBI</b> 3 <b>BB</b> 3 <b>SO</b> 6 <b>LOB</b> 14	



Batter	1	2	3	4	5	6	7	8	9	AB R H RBI BB SO LOB	TOP																
Harvey Kuenn, R (1, 7) OBP: 0.358, SLG: 0.401	0-2 F4	1-3 K			2-1 5-3		1-2 HR		0-1 1B	5 1 2 1 0 1 2																	
Jose Pagan, R (1, 6) OBP: 0.269, SLG: 0.273	1-2 6-3		0-0 F7		4-2 BB		2-3 K		1-2 F9	4 0 0 0 1 1 2																	
Felipe Alou, R (1, 9) OBP: 0.320, SLG: 0.471	0-0 2B		1-2 L6		0-1 G4-6-3		3-1 L7		0-3 K	5 1 1 0 0 1 4																	
Willie Mays, R (1, 8) OBP: 0.375, SLG: 0.563	1-1 2B		1-3 K		1-2f		4-2 BB		0-0 F7	4 0 1 1 1 1 2																	
Orlando Cepeda, R (1, 3) OBP: 0.359, SLG: 0.528	4-0 IBB			1-2 5-3		2-0 1B	0-0 FC6-4			3 1 1 0 1 0 1																	
Jim Davenport, R (1, 5) OBP: 0.264, SLG: 0.330	2-2 L4			4-2 BB		1-0 F8	2-1 5-3			3 0 0 0 1 0 3																	
Chuck Hiller, L (1, 4) OBP: 0.269, SLG: 0.308		2-1 F5		2-2 FC4-6		1-1 1B	0-0 5-3			4 0 1 1 0 0 1																	
Tom Haller, L (1, 2) OBP: 0.337, SLG: 0.442		0-0 1B		3-1 F9		2-1 1B	1-1 4-3			4 0 2 0 0 0 1																	
Billy O'Dell, S (1, 1) OBP: 0.239, SLG: 0.239		1-3 K			4-0 BB	0-1 6-3			3-2 1B	2 0 0 0 1 1 3																	
Don Larsen, R (8, 1) OBP: 0.182, SLG: 0.182										0 0 0 0 0 0 0																	
Billy Hoft, L (8, 1) OBP: 1.000, SLG: 1.000										0 0 0 0 0 0 0																	
Ed Bailey, L (9, PH) OBP: 0.366, SLG: 0.481										1 0 1 0 0 0 0																	
<b>Inning Stats</b>	R: 1 E: 0 K: 0 S: 14	H: 2 LOB: 2 BB: 1 P: 22	R: 0 E: 0 K: 2 S: 9	H: 1 LOB: 1 BB: 0 P: 13	R: 0 E: 0 K: 1 S: 7	H: 0 LOB: 0 BB: 0 P: 9	R: 0 E: 0 K: 0 S: 12	H: 0 LOB: 1 BB: 1 P: 22	R: 0 E: 0 K: 0 S: 7	H: 0 LOB: 1 BB: 2 P: 17	R: 1 E: 0 K: 0 S: 9	H: 3 LOB: 2 BB: 0 P: 15	R: 1 E: 0 K: 1 S: 11	H: 1 LOB: 1 BB: 1 P: 21	R: 0 E: 0 K: 0 S: 5	H: 0 LOB: 0 BB: 0 P: 8	R: 0 E: 0 K: 1 S: 13	H: 2 LOB: 2 BB: 0 P: 17	1B: 7 2B: 1 3B: 0 HR: 1	SF: 0 SAC: 0 DP: 1 HBP: 0	WP: 1 PB: 0 SB: 0 CS: 0	PA: 40					
<b>PITCHER</b>	IP WLS BF H R ER SO BB IBB HBP BLK WP HR S P ERA WHIP																										
Pete Richert, L (1, 1) ERA: 4.91	4.0		17	3	1	1	3	1	1	0	0	0	0	42	66	2.25	1.000										
Ken Rowe, R (5, 1) ERA: 3.18	1.2		7	1	1	1	0	2	0	0	0	1	0	10	23	5.40	1.800										
Ron Perranoski, L (6, 1) ERA: 1.87	1.1		8	3	1	1	1	1	0	0	0	0	1	17	30	6.75	3.000										
Dick Calmus, R (8, 1) ERA: 2.7	1.0	W	4	1	0	0	0	0	0	0	0	0	0	9	15	0.00	1.000										
Johnny Podres, L (9, 1) ERA: 3.36	1.0	S	4	1	0	0	1	0	0	0	0	0	0	9	10	0.00	1.000										

San Francisco Giants @ Los Angeles Dodgers  
 Dodger Stadium, Los Angeles, CA  
 Sun Sep 01 1963, 3:33 AM PDT  
 Att: 54,263 - Unknown

livebaseballscorecards.com

AB	35
R	3
H	9
RBI	3
BB	5
SO	5
LOB	19





Batter	1	2	3	4	5	6	7	8	9	AB	R	H	RBI	BB	SO	LOB
Maury Wills, S OBP: 0.353, SLG: 0.345 (1, 6) LF F X (9, 5)	0-2 SH3 4-3 2B		2-3 K 1 X	0-0 L4 3			2-1 F8 3			4	1	1	0	0	1	4
Jim Gilliam, S OBP: 0.353, SLG: 0.385 (1, 4) F X	0-1 SH3 2-3		2-0 FC6-4 1-2f		0-1 F7 1			1-0 1B 2B 1B		3	1	1	0	0	0	1
Tommy Davis, R OBP: 0.358, SLG: 0.450 (1, 7) B B X	2-0 4-3 3-H		1-2 F3 3		1-1 F2 2			3-2 2B 1B 1-3		4	1	1	1	0	0	1
Frank Howard, R OBP: 0.326, SLG: 0.511 (1, 9) B X	1-0 F2 3			1-2 1-3 1	2-3 K 3			0-3 K 1		4	0	0	0	0	2	2
Ken McMullen, R OBP: 0.266, SLG: 0.330 Wally Moon, L OBP: 0.345, SLG: 0.399 Dick Tracewski, R OBP: 0.290, SLG: 0.261 (1, 5) (8, PH) (9, 6)		1-2 L4 1		0-0 FC5-4 1B			1-2 5-3 1	0-0 1B 2B 1-H 3-H		3	0	1	0	0	0	0
Bill Skowron, R OBP: 0.257, SLG: 0.305 Ron Fairly, L OBP: 0.348, SLG: 0.403 (1, 3) (8, PH) (9, 3)		1-1 L6 2		1-1 FC5-4 BB 1B 1-2f			0-3 K 2	0-0 WP 1B 2-H		3	1	0	0	0	1	1
John Roseboro, L OBP: 0.301, SLG: 0.347 (1, 2)		1-1 1B		1-0 BB BB 1B 1-2			0-1 F8 3	2-3 K 2 2-3		4	0	2	0	0	1	1
Willie Davis, L OBP: 0.264, SLG: 0.355 (1, 8)		0-1 F7 3		4-2 BB BB 1-2 2-3			0-2 F3 1 X	0-0 F6 3		3	0	0	0	1	0	2
Pete Richert, L OBP: 0.308, SLG: 0.333 Lee Walls, R OBP: 0.263, SLG: 0.310 Ken Rowe, R OBP: 0.190, SLG: 0.105 Al Ferrara, R OBP: 0.200, SLG: 0.285 Dick Calmus, R OBP: 0.153, SLG: 0.250 (1, 1) (4, PH) (5, 1) (6, 1) (7, PH) (8, 1) (9, 1)			1-2 FC6-4 1B	4-0 BB BB 1-2 2-3 3-H			0-1 1-3 2			1	0	1	0	0	0	0

Inning Stats	R: 1	H: 1	E: 0	LOB: 0	K: 0	S: 8	P: 11	R: 0	H: 1	E: 0	LOB: 1	K: 0	S: 9	P: 12	R: 0	H: 1	E: 0	LOB: 1	K: 1	S: 12	P: 18	R: 1	H: 2	E: 0	LOB: 3	K: 0	S: 10	P: 21	R: 0	H: 0	E: 0	LOB: 0	K: 1	S: 7	P: 10	R: 0	H: 0	E: 0	LOB: 0	K: 1	S: 8	P: 9	R: 0	H: 0	E: 0	LOB: 0	K: 0	S: 7	P: 9	R: 3	H: 4	E: 0	LOB: 1	K: 2	S: 15	P: 21
PITCHER	IP	WLS	BF	H	R	ER	SO	BB	IBB	HBP	BLK	WP	HR	S	P	ERA	WHIP																																							
Billy O'Dell, L ERA: 2.91	(1, 1)	7.0		6	3	3	3	2	0	0	0	0	0	62	92	3.86	1.143																																							
Don Larsen, R ERA: 2.66	(8, 1)	0.1	L	3	2	1	1	0	0	0	0	0	0	7	10	27.00	6.000																																							
Billy Hoefl, L ERA: 4.84	(8, 1)	0.2		3	1	1	1	0	0	0	0	1	0	7	9	13.50	1.500																																							

**BOTTOM**

**San Francisco Giants @ Los Angeles Dodgers**  
**Dodger Stadium, Los Angeles, CA**  
 Sun Sep 01 1963, 3:33 AM PDT  
 Att. 54,263 - Unknown

AB	32
R	5
H	9
RBI	5
BB	2
SO	5
LOB	12

livebaseballscorecards.com



1B: 7	SF: 0	WP: 1	PA: 35
2B: 2	SAC: 1	PB: 0	
3B: 0	DP: 0	SB: 0	
HR: 0	HBP: 0	CS: 0	

Batter	1	2	3	4	5	6	7	8	9	AB R H RBI BB SO LOB	TOP																									
Lou Brock, L (1, 9) OBP: 0.318, SLG: 0.416	0-0 F9 1B 1B		0-0 HBP 1B 1B		0-3 K	0-0 G3		0-0 FC1-6 BB FC5-4		5 3 2 0 0 1 1																										
Andre Rodgers, R (1, 6) OBP: 0.315, SLG: 0.286	0-0 F9 1-2		0-3 K		0-0 6-3	0-0 1B 1B		4-0 FC5-4 BB 1-2		4 0 1 0 1 1 2																										
Ellis Burton, S (1, 8) OBP: 0.325, SLG: 0.432	4-0 1B 1B BB		0-3 K		4-0 1B 2B BB	0-0 1-3 1B		4-0 FC5-4 BB 1-2 2-3		2 2 1 0 3 1 1																										
Ron Santo, R (1, 5) OBP: 0.352, SLG: 0.509	0-0 CS 1B 1-3 2-H 1B		1-0 1B 1-2 HBP		0-0 1-3 2B 1B	0-3 K		0-0 FC5-4 1-2 2-3 3-H		4 1 2 2 0 1 4																										
Billy Williams, L (1, 7) OBP: 0.362, SLG: 0.510	0-3 K		0-0 1-2 2-H 1B		0-0 1-H 3-H E 2B		0-0 F8	0-3 K		5 1 2 3 0 2 4																										
Ken Hubbs, R (1, 4) OBP: 0.298, SLG: 0.337	0-0 1-2 3-H 1B		0-0 F8		0-0 E5 2-H		4-0 BB	0-3 K		4 0 1 1 1 1 2																										
John Boccabella, R (1, 3) OBP: 0.500, SLG: 0.333	0-0 CS 2-3	0-3 K		0-0 CS 1B	4-0 BB		0-0 F8	0-0 F7		3 0 1 0 1 1 1																										
14 Ernie Banks, R (8, 3) OBP: 0.292, SLG: 0.410										1 0 0 0 0 0 0	AB 37 R 7 H 11 RBI 6 BB 6 SO 11 LOB 19																									
Dick Bertell, R (1, 2) OBP: 0.295, SLG: 0.297					0-3 K 1-2	0-0 F7		0-0 F7	0-0 3-1	5 0 0 0 0 1 4																										
Dick Ellsworth, L (1, 1) OBP: 0.172, SLG: 0.100					0-3 K			0-0 FC1-6 1B		3 0 0 0 0 2 0																										
Lindy McDaniel, R (7, 1) OBP: 0.105, SLG: 0.263						1-3				1 0 1 0 0 0 0																										
<b>Inning Stats</b>	R: 2 E: 0 K: 1 S: 7	H: 3 LOB: 1 BB: 1 P: 11	R: 0 E: 0 K: 2 S: 7	H: 0 LOB: 0 BB: 0 P: 7	R: 1 E: 0 K: 2 S: 9	H: 2 LOB: 2 BB: 0 P: 10	R: 0 E: 0 K: 2 S: 7	H: 1 LOB: 0 BB: 0 P: 7	R: 3 E: 1 K: 1 S: 8	H: 2 LOB: 2 BB: 2 P: 16	R: 0 E: 0 K: 1 S: 7	H: 2 LOB: 2 BB: 0 P: 7	R: 0 E: 0 K: 0 S: 3	H: 0 LOB: 1 BB: 1 P: 7	R: 1 E: 0 K: 1 S: 6	H: 1 LOB: 2 BB: 2 P: 14	R: 0 E: 0 K: 1 S: 5	H: 0 LOB: 0 BB: 0 P: 5	1B: 10 2B: 2 3B: 0 HR: 0	SF: 0 SAC: 0 DP: 1 HBP: 1	WP: 0 PB: 0 SB: 0 CS: 2	PA: 45														
<b>PITCHER</b>	IP WLS BF H R ER SO BB IBB HBP BLK WP HR S P ERA WHIP																																			
Bobby Bolin, R (1, 1) ERA: 3.23	2.2		14	5	3	3	5	1	0	1	0	0	0	22	27	10.12	2.250																			
Gaylord Perry, R (3, 1) ERA: 4.54	4.1	L	21	5	3	2	4	3	0	0	0	0	0	26	38	4.15	1.846																			
Don Larsen, R (8, 1) ERA: 2.79	1.0		6	1	1	1	1	2	0	0	0	0	0	6	14	9.00	3.000																			
Frank Linzy, R (9, 1) ERA: 6.39	1.0		3	0	0	0	1	0	0	0	0	0	0	5	5	0.00	0.000																			

Chicago Cubs @ San Francisco Giants  
Candlestick Park, San Francisco, CA  
Mon Sep 02 1963, 6:33 AM EDT  
Sunny

livebaseballscorecards.com



Batter	1	2	3	4	5	6	7	8	9	AB R H RBI BB SO LOB
Harvey Kuenn, R OBP: 0.361, SLG: 0.400 (1, 7) BBB (5, 9)	4-0 FC5-4 E BB		0-3 K	4-0 E 1B BB		0-0 6-3		0-0 G6-4-3 1B		3 0 1 0 2 1 0
Jose Pagan, R OBP: 0.270, SLG: 0.282 (1, 6) X	0-0 E1 FC5-4 1-2		0-0 5-3	0-0 E9 BB 1B 1-3 2-H 3-H			0-0 HR	0-0 G6-4-3 1-2f		5 1 2 3 0 0 2
Felipe Alou, R OBP: 0.325, SLG: 0.473 (1, 9) X (5, 8)	0-0 FC5-4 1-2f 2-3		0-0 1B	4-0 1-2 BB			0-0 E 1B	0-0 1B		4 1 3 0 1 0 2
Willie Mays, R OBP: 0.374, SLG: 0.561 Cap Peterson, R OBP: 0.292, SLG: 0.383 (1, 8) (4, PH) (5, 7) Don Larsen, R OBP: 0.182, SLG: 0.182 Ed Bailey, L OBP: 0.365, SLG: 0.480 Frank Lirzy, R (8, PH) (9, 1)	0-3 K		0-0 F9	0-0 4-3			0-0 SH2-4 1B 1-2	0-3 K		2 0 0 0 0 1 3 2 0 0 0 0 0 4 0 0 0 0 0 0 0 1 0 0 0 0 1 1 0 0 0 0 0 0 0
Orlando Cepeda, R OBP: 0.359, SLG: 0.526 (1, 3) SSS	0-3 K			0-0 5-3	0-0 G5-4-3 1B		0-0 SH2-4 1B 1-2 2-H		0-0 F6	5 0 2 1 0 1 2
Jim Davenport, R OBP: 0.284, SLG: 0.329 (1, 5)		0-3 K		0-0 1B FC4-6 1B	0-0 G5-4-3		0-0 SH2-4		0-0 6-3	4 1 1 0 0 1 1
Chuck Hiller, L OBP: 0.268, SLG: 0.306 (1, 4)		0-0 6-3		0-0 1B FC4-6 1B	0-0 1-3		0-3 K		0-0 5-3	5 0 1 0 0 1 2
Tom Haller, L OBP: 0.339, SLG: 0.438 (1, 2) BBB BB		4-0 BB		0-0 FC4-6 E 1B		0-0 F5	4-0 BB			2 1 0 1 2 0 1
Bobby Bolin, R OBP: 0.233, SLG: 0.115 Gaylord Perry, R OBP: 0.235, SLG: 0.294 Willie McCovey, L OBP: 0.348, SLG: 0.539 (1, 1) (3, 1) (7, PH) (8, 7)		0-3 K		0-0 E8 BB 1B		0-0 1-3	0-3 K			1 0 0 0 0 1 1 2 1 1 0 0 0 0 1 0 0 0 0 1 3

Inning Stats	R: 0	H: 0	E: 1	K: 2	S: 8	LOB: 2	BB: 1	P: 12	R: 0	H: 0	E: 0	K: 2	S: 7	LOB: 1	BB: 1	P: 11	R: 0	H: 1	E: 0	K: 1	S: 6	LOB: 1	BB: 0	P: 6	R: 3	H: 4	E: 2	K: 0	S: 7	LOB: 3	BB: 2	P: 15	R: 0	H: 1	E: 0	K: 0	S: 3	LOB: 0	BB: 0	P: 3	R: 0	H: 0	E: 0	K: 0	S: 3	LOB: 0	BB: 0	P: 3	R: 2	H: 3	E: 1	K: 2	S: 11	LOB: 3	BB: 1	P: 15	R: 0	H: 2	E: 0	K: 1	S: 6	LOB: 1	BB: 0	P: 6	R: 0	H: 0	E: 0	K: 0	S: 3	LOB: 0	BB: 0	P: 3	1B: 10	2B: 0	3B: 0	HR: 1	SF: 0	SAC: 1	DP: 2	HBP: 0	WP: 0	PA: 43
PITCHER	IP	WLS	BF	H	R	ER	SO	BB	IBB	HBP	BLK	WP	HR	S	P	ERA	WHIP											IP	WLS	BF	H	R	ER	SO	BB	IBB	HBP	BLK	WP	HR	S	P	ERA	WHIP																																						
Dick Ellsworth, L ERA: 2.09 (1, 1)	6.0	W	31	8	5	4	5	4	0	0	0	0	1	37	53	6.00	2.000																																																																	
Lindy McDaniel, R ERA: 3.15 (7, 1)	3.0	S	12	3	0	0	3	1	0	0	0	0	0	17	21	0.00	1.333																																																																	

**Chicago Cubs @ San Francisco Giants**  
Candlestick Park, San Francisco, CA

Mon Sep 02 1963, 6:33 AM EDT  
Sunny

<b>AB</b>	<b>37</b>
<b>R</b>	<b>5</b>
<b>H</b>	<b>11</b>
<b>RBI</b>	<b>5</b>
<b>BB</b>	<b>5</b>
<b>SO</b>	<b>8</b>
<b>LOB</b>	<b>22</b>

Batter	1	2	3	4	5	6	7	8	9	AB R H RBI BB SO LOB	TOP											
Lou Brock, L (1, 9) OBP: 0.319, SLG: 0.415	0-3 K		0-0 F3 1B		0-0 HR 1B	0-0 4-3			0-3 K	5 1 2 1 0 2 2												
Andre Rodgers, R (1, 6) OBP: 0.318, SLG: 0.288	4-0 G3 BB		0-0 F3		0-0 HR 1B		0-0 1B 1B		0-0 F9	4 1 2 0 1 0 1												
Ellis Burton, S (1, 8) OBP: 0.323, SLG: 0.428	0-0 G3			0-0 4-3	0-0 F6		0-0 1B		0-0 L1	5 0 1 0 0 0 4												
Ron Santo, R (1, 5) OBP: 0.353, SLG: 0.520	0-0 F8			0-0 HR	0-0 HR		0-0 F3			4 2 2 5 0 0 3												
Billy Williams, L (1, 7) OBP: 0.361, SLG: 0.508		4-0 BB		0-0 4-1	0-0 4-3		0-0 F9			3 0 0 0 1 0 2												
Leo Burke, R (1, 4) OBP: 0.242, SLG: 0.310		0-3 K		0-3 K		0-0 SH1-4 HBP 1B	0-0 F8			4 0 1 0 0 2 3												
John Boccabella, R (1, 3) OBP: 0.375, SLG: 0.286			0-0 F4		0-0 FC1-5 1B 1B	0-0 F8		0-3 K2-3		4 0 1 0 0 1 2												
Merritt Ranew, L (1, 2) OBP: 0.379, SLG: 0.488			0-3 K		0-0 FC1-5 1B 1B	1-0 SH1-4 HBP		0-0 4-3		3 1 1 0 0 1 1												
Glen Hobbie, R (1, 1) OBP: 0.111, SLG: 0.070			0-3 K		0-0 FC1-5 1B HR	0-0 SH1-4		0-0 1-3		3 1 0 0 0 1 2												
<b>Inning Stats</b>	R: 0 E: 0 K: 1 S: 5	H: 0 LOB: 1 BB: 1 P: 9	R: 0 E: 0 K: 2 S: 7	H: 0 LOB: 1 BB: 1 P: 11	R: 0 E: 0 K: 1 S: 5	H: 1 LOB: 0 BB: 0 P: 5	R: 1 E: 0 K: 1 S: 6	H: 1 LOB: 0 BB: 0 P: 6	R: 5 E: 0 K: 0 S: 8	H: 5 LOB: 0 BB: 0 P: 8	R: 0 E: 0 K: 0 S: 4	H: 1 LOB: 2 BB: 0 P: 5	R: 0 E: 0 K: 0 S: 5	H: 2 LOB: 2 BB: 0 P: 5	R: 0 E: 0 K: 1 S: 5	H: 0 LOB: 0 BB: 0 P: 5	R: 0 E: 0 K: 1 S: 5	H: 0 LOB: 0 BB: 0 P: 5	1B: 8 2B: 0 3B: 0 HR: 2	SF: 0 SAC: 1 DP: 0 HBP: 1	WP: 0 PB: 0 SB: 0 CS: 0	PA: 39
<b>PITCHER</b>	IP WLS BF H R ER SO BB IBB HBP BLK WP HR S P ERA WHIP																					
Jack Fisher, R (1, 1) ERA: 4.5	6.0 L 28 8 6 6 5 2 0 1 0 0 2 35 44 9.00 1.667																					
Al Stanek, L (7, 1) ERA: 3.65	3.0 11 2 0 0 2 0 0 0 0 0 0 15 15 0.00 0.667																					

Chicago Cubs @ San Francisco Giants  
Candlestick Park, San Francisco, CA  
Mon Sep 02 1963, 6:38 AM EDT  
Att. 34,590 - Sunny

livebaseballscorecards.com

AB	35
R	6
H	10
RBI	6
BB	2
SO	7
LOB	20



Batter	1	2	3	4	5	6	7	8	9	AB R H RBI BB SO LOB
Harvey Kuenn, R (1, 5) OBP: 0.359, SLG: 0.397	0-0 F9		0-0 F9			4-0 BB			0-0 F7	3 0 0 0 1 0 1
Chuck Hiller, L (1, 4) OBP: 0.265, SLG: 0.303	0-0 F8			0-0 F7		0-0 G3			0-3 K	4 0 0 0 0 1 1
Willie McCovey, L (1, 7) OBP: 0.347, SLG: 0.541	0-0 4-3			0-0 4-3			0-0 F8		0-0 3B	4 0 1 0 0 0 0
Ed Bailey, L (1, 2) OBP: 0.361, SLG: 0.473		0-0 F4		0-0 F7			0-0 4-3		0-0 F9	4 0 0 0 0 0 1
Orlando Cepeda, R (1, 3) OBP: 0.357, SLG: 0.523		0-0 1-3			0-0 F9			0-0 1-3		3 0 0 0 0 0 0
Tom Haller, L (1, 9) OBP: 0.339, SLG: 0.434		0-0 F8			0-0 F5			1-0 FC4-6 HBP		2 0 0 0 0 0 0
Felipe Alou, R (1, 8) OBP: 0.325, SLG: 0.472			0-0 S 1B		0-0 F5			0-0 F7		3 0 1 0 0 0 1
Jose Pagan, R (1, 6) OBP: 0.266, SLG: 0.280			0-0 F7			0-3 K		0-0 FC4-6		3 0 0 0 0 1 2
Jack Fisher, R (1, 1) OBP: 0.188, SLG: 0.172			0-0 F7			0-0 1-3		0-3 K		1 0 0 0 0 0 1
Norm Larker, L (6, PH) OBP: 0.291, SLG: 0.222										1 0 0 0 0 0 0
Al Stanek, L (7, 1)			1-2							1 0 0 0 0 1 1

Inning Stats	R: 0	H: 0	E: 0	LOB: 0	K: 0	S: 3	P: 3	R: 0	H: 0	E: 0	LOB: 0	K: 0	S: 3	P: 3	R: 0	H: 1	E: 0	LOB: 1	K: 0	S: 4	P: 4	R: 0	H: 0	E: 0	LOB: 0	K: 0	S: 3	P: 3	R: 0	H: 0	E: 0	LOB: 1	K: 1	S: 5	P: 9	R: 0	H: 0	E: 0	LOB: 0	K: 0	S: 3	P: 3	R: 0	H: 0	E: 0	LOB: 1	K: 1	S: 5	P: 6	R: 0	H: 1	E: 0	LOB: 1	K: 1	S: 6	P: 6	1B: 1	SF: 0	2B: 0	SAC: 0	3B: 1	DP: 0	HR: 0	HBP: 1	WP: 0	PA: 31
PITCHER Glen Hobbie, R (1, 1) ERA: 3.63	IP	WLS	BF	H	R	ER	SO	BB	IBB	HBP	BLK	WP	HR	S	P	ERA	WHIP																			PITCHER	IP	WLS	BF	H	R	ER	SO	BB	IBB	HBP	BLK	WP	HR	S	P	ERA	WHIP													


**BOTTOM**


**Chicago Cubs @ San Francisco Giants**  
Candlestick Park, San Francisco, CA

Mon Sep 02 1963, 6:38 AM EDT  
Att. 34,590 - Sunny

livebaseballscorecards.com

AB	29
R	0
H	2
RBI	0
BB	1
SO	3
LOB	8



Batter	1	2	3	4	5	6	7	8	9	AB R H RBI BB SO LOB	TOP	
Lou Brock, L (1, 9) OBP: 0.318, SLG: 0.413	4-0 3B BB	0-0 E4 1B			0-0 G3			0-0 4-3		3 1 0 0 1 0 1		
Andre Rodgers, R (1, 6) OBP: 0.321, SLG: 0.295 Jimmy Stewart, S (5, PH) (5, 6)	0-0 2B 3B	0-0 1B			0-0 F9			0-0 F9		2 1 2 2 0 0 0 2 0 0 0 0 0 0		
Ellis Burton, S (1, 8) OBP: 0.320, SLG: 0.424 Jim Brewer, L (7, 1)	0-0 1-3	0-0 F3			0-0 F5			4-0 BB BB		3 0 0 0 0 0 3 0 0 0 0 1 0 0		
Ron Santo, R (1, 5) OBP: 0.352, SLG: 0.517	0-3 K				0-0 F4			4-0 BB BB		3 0 0 0 1 1 1		
Billy Williams, L (1, 7) OBP: 0.362, SLG: 0.508	0-0 2B				0-3 K			4-0 BB BB		3 0 1 1 1 2 0		
Ken Hubbs, R (1, 4) OBP: 0.297, SLG: 0.335 Leo Burke, R (3, 4) OBP: 0.237, SLG: 0.302	0-0 F8				0-0 F8			0-0 FC5-4		2 0 0 0 0 0 1 2 0 0 0 0 1 3		
14 Ernie Banks, R (1, 3) OBP: 0.293, SLG: 0.410 John Boccabella, R (5, 3) OBP: 0.300, SLG: 0.222		0-3 K			0-0 G6-4-3 1B			0-3 K		2 0 1 0 0 1 0 2 0 0 0 0 1 0	AB 32 R 3 H 5 RBI 3 BB 4 SO 9 LOB 10	
Dick Bertell, R (1, 2) OBP: 0.291, SLG: 0.293		0-0 6-3			0-0 G6-4-3 1-2f			0-3 K		4 0 0 0 0 1 1		
Larry Jackson, R (1, 1) OBP: 0.205, SLG: 0.250 Tom Baker, L (4, 1) Nelson Mathews, R (7, PH) OBP: 0.233, SLG: 0.279 (7, 8)		0-0 E 1B			0-3 K			0-3 K		2 1 1 0 0 1 0 0 0 0 0 0 0 0 2 0 0 0 0 1 0		
Inning Stats	R: 2 H: 2 E: 0 LOB: 1 K: 1 BB: 1 S: 7 P: 11	R: 1 H: 2 E: 1 LOB: 2 K: 1 BB: 0 S: 8 P: 8	R: 0 H: 0 E: 0 LOB: 0 K: 1 BB: 0 S: 5 P: 5	R: 0 H: 1 E: 0 LOB: 0 K: 1 BB: 0 S: 5 P: 5	R: 0 H: 0 E: 0 LOB: 0 K: 0 BB: 0 S: 3 P: 3	R: 0 H: 0 E: 0 LOB: 0 K: 2 BB: 0 S: 7 P: 7	R: 0 H: 0 E: 0 LOB: 0 K: 3 BB: 0 S: 9 P: 9	R: 0 H: 0 E: 0 LOB: 3 K: 0 BB: 3 S: 3 P: 15	R: 0 H: 0 E: 0 LOB: 0 K: 0 BB: 0 S: 3 P: 3	1B: 3 SF: 0 2B: 1 SAC: 0 3B: 1 DP: 1 HR: 0 HBP: 0	WP: 0 PA: 36 PB: 0 SB: 0 CS: 0	
PITCHER Juan Marichal, R (1, 1) ERA: 2.48 Billy Hoelt, L (8, 1) ERA: 4.44	IP WLS BF H R ER SO BB IBB HBP BLK WP HR S P ERA WHIP	7.0 W 27 5 3 2 9 1 0 0 0 0 0 0 44 48 2.57 0.857	2.0 S 9 0 0 0 0 3 0 0 0 0 0 0 6 18 0.00 1.500	PITCHER IP WLS BF H R ER SO BB IBB HBP BLK WP HR S P ERA WHIP								

**Chicago Cubs @ San Francisco Giants**  
 Candlestick Park, San Francisco, CA  
 Tue Sep 03 1963, 6:33 AM EDT  
 Att. 5,448 - Sunny

[livebaseballscorecards.com](http://livebaseballscorecards.com)

Batter	1	2	3	4	5	6	7	8	9
Harvey Kuenn, R (1, 9) OBP: 0.358, SLG: 0.394 Billy Hoelt, L (8, 1) OBP: 1.000, SLG: 1.000	0-0 6-3	0-0 1B 1B 1B		0-0 E6 1B HR	0-0 4-3		0-0 6-3		
Chuck Hiller, L (1, 4) OBP: 0.267, SLG: 0.304	0-0 3-1	0-0 1B E 1B		0-0 HR 1B	0-0 F8		0-0 F5		
Orlando Cepeda, R (1, 3) OBP: 0.359, SLG: 0.532 Norm Larker, L (9, 3) OBP: 0.291, SLG: 0.222	0-0 F8	0-0 E E 1B		0-0 HR	0-0 4-3			0-0 2B 2B	
Willie McCovey, L (1, 7) OBP: 0.349, SLG: 0.544 Cap Peterson, R (5, 7) OBP: 0.280, SLG: 0.367		F2 E5 1B		0-0 1B 2B		0-3 K		0-0 F9	
Felipe Alou, R (1, 8) OBP: 0.328, SLG: 0.482		E 1B K		0-3 K		0-0 HR		0-0 2B	
Ed Bailey, L (1, 2) OBP: 0.361, SLG: 0.469		G3 1B BB	4-0 L4-3 BB	0-0 3B 1B		0-0 3-1		0-0 F3	
Jim Davenport, R (1, 5) OBP: 0.285, SLG: 0.333		E5 1B BB	0-0 L4-3	0-0 1B 3B		0-0 5-3		4-0 FC6 BB	
Jose Pagan, R (1, 6) OBP: 0.270, SLG: 0.280		1B 1B BB	0-0 F9	0-0 FC6-4 1B			0-0 1-3	0-0 FC6	
Juan Marichal, R (1, 1) OBP: 0.177, SLG: 0.172 Tom Haller, L (7, PH) OBP: 0.342, SLG: 0.449 (8, 9)		1B 1B 1B		F6 FC6-4			0-0 HR		

AB	R	H	RBI	BB	SO	LOB
5	2	1	1	0	0	0
0	0	0	0	0	0	0
5	2	2	1	0	0	0
5	3	3	4	0	0	0
0	0	0	0	0	0	0
3	1	2	1	0	0	0
2	0	0	0	0	1	1
5	2	3	2	0	2	2
4	1	1	1	1	0	2
4	2	1	1	1	0	2
4	1	1	1	1	0	2
3	1	1	2	0	0	1
1	1	1	1	0	0	0

**BOTTOM**

**Chicago Cubs @ San Francisco Giants**  
Candlestick Park, San Francisco, CA

Tue Sep 03 1963, 6:33 AM EDT  
Att. 5,448 - Sunny

AB	41
R	16
H	16
RBI	15
BB	3
SO	3
LOB	10

WP: 0	PA: 44
PB: 0	
SB: 0	
CS: 0	

Inning Stats	R: 0	H: 0	E: 0	K: 0	S: 3	LOB: 0	BB: 0	P: 3
	R: 7	H: 6	E: 2	K: 1	S: 12	LOB: 1	BB: 1	P: 16
	R: 0	H: 0	E: 0	K: 0	S: 2	LOB: 0	BB: 1	P: 6
	R: 6	H: 6	E: 1	K: 1	S: 12	LOB: 1	BB: 0	P: 12
	R: 0	H: 0	E: 0	K: 0	S: 3	LOB: 0	BB: 0	P: 3
	R: 1	H: 1	E: 0	K: 1	S: 6	LOB: 0	BB: 0	P: 6
	R: 1	H: 1	E: 0	K: 0	S: 4	LOB: 0	BB: 0	P: 4
	R: 1	H: 2	E: 0	K: 0	S: 5	LOB: 2	BB: 1	P: 9

PITCHER	IP	WLS	BF	H	R	ER	SO	BB	IBB	HBP	BLK	WP	HR	S	P	ERA	WHIP
Larry Jackson, R (1, 1) ERA: 2.4	3.1	L	21	8	10	2	1	2	0	0	0	0	1	21	29	5.40	3.000
Tom Baker, L (4, 1) ERA: 2.76	2.2		13	5	4	1	2	0	0	0	0	0	1	17	17	3.38	1.875
Jim Brewer, L (7, 1) ERA: 5.24	2.0		10	3	2	2	0	1	0	0	0	0	1	9	13	9.00	2.000

Batter	1	2	3	4	5	6	7	8	9	AB R H RBI BB SO LOB	TOP	
<b>Carl Warwick, R</b> (1, 8) OBP: 0.318, SLG: 0.336	0-0 1-3		0-0 SH5-3 1-2 3-H 1B		0-0 1-3		0-0 F5		0-0 F8	5 0 1 1 0 0 1	<b>Houston Colt 45's @ San Francisco Giants</b> Candlestick Park, San Francisco, CA Wed Sep 04 1963, 6:33 AM EDT Att: 4,559 - Cloudy - 66 F	
<b>Pete Runnels, L</b> (1, 4) OBP: 0.321, SLG: 0.287	0-0 4-3		0-0 SH5-3 1-2 2-3		0-0 E7 2B			0-0 F7		3 0 1 0 0 0 0		
<b>Jimmy Wynn, R</b> (1, 7) OBP: 0.320, SLG: 0.363	0-0 F5		0-0 SF8 3-H		0-0 6-3			0-0 F9		3 0 0 1 0 0 1		
<b>Rusty Staub, L</b> (1, 3) OBP: 0.306, SLG: 0.299		0-0 G3	4-0 IBB		0-0 F5			0-0 E 1B		3 0 1 0 1 0 1		
<b>John Bateman, R</b> (1, 2) OBP: 0.244, SLG: 0.342		4-0 BB	0-3 K			0-0 F2		0-0 F7 1-2		3 0 0 0 1 1 3		
<b>Johnny Weekly, R</b> (1, 9) OBP: 0.250, SLG: 0.268		0-0 F7		4-0 G6-4-3 BB		0-0 G6-4-3 1B		0-0 F8		3 0 1 0 1 0 1		
<b>Bob Aspromonte, R</b> (1, 5) OBP: 0.255, SLG: 0.274		0-0 5-3		0-0 G6-4-3 1-2f		0-0 G6-4-3 1-2f		0-3 K		4 0 0 0 0 1 3		
<b>Bob Lillis, R</b> (1, 6) OBP: 0.226, SLG: 0.235			0-0 1B 2B	0-0 FC6 1B			0-0 4-3	0-0 1B 2B		4 2 3 0 0 0 0		
<b>Dick Drott, R</b> (1, 1) OBP: 0.143, SLG: 0.143 <b>Don McMahon, R</b> (5, 1) OBP: 0.214, SLG: 0.167 <b>Ernie Fazio, R</b> (9, PH) OBP: 0.272, SLG: 0.280			0-0 SH5-3 2-3 1B 1B	0-0 FC6 1-2f			0-0 4-3	0-0 2-H 1B		2 1 1 0 0 0 1 1 0 0 0 0 0 0 1 0 1 1 0 0 0		
<b>Inning Stats</b>	R: 0 E: 0 K: 0 S: 3 H: 0 LOB: 0 BB: 0 P: 3	R: 0 E: 0 K: 0 S: 3 H: 0 LOB: 1 BB: 1 P: 7	R: 2 E: 0 K: 1 S: 8 H: 3 LOB: 2 BB: 1 P: 12	R: 0 E: 0 K: 0 S: 3 H: 1 LOB: 1 BB: 1 P: 7	R: 0 E: 1 K: 0 S: 4 H: 1 LOB: 1 BB: 0 P: 4	R: 0 E: 0 K: 0 S: 3 H: 1 LOB: 0 BB: 0 P: 3	R: 0 E: 0 K: 0 S: 3 H: 0 LOB: 0 BB: 0 P: 3	R: 0 E: 1 K: 0 S: 4 H: 1 LOB: 1 BB: 0 P: 4	R: 1 E: 0 K: 1 S: 7 H: 2 LOB: 1 BB: 0 P: 7	1B: 6 2B: 3 3B: 0 HR: 0 SF: 1 SAC: 1 DP: 2 HBP: 0	WP: 0 PB: 0 SB: 0 CS: 0 PA: 37	
<b>PITCHER</b> <b>Jack Sanford, R</b> (1, 1) ERA: 3.58	IP 9.0 WLS W BF 37 H 9 R 3 ER 3 SO 2 BB 2 IBB 1 HBP 0 BLK 0 WP 0 HR 0 S 38 P 50 ERA 3.00 WHIP 1.222											<b>PITCHER</b> IP WLS BF H R ER SO BB IBB HBP BLK WP HR S P ERA WHIP

<b>AB</b>	32
<b>R</b>	3
<b>H</b>	9
<b>RBI</b>	3
<b>BB</b>	3
<b>SO</b>	2
<b>LOB</b>	11



WP: 0	PA: 37
PB: 0	
SB: 0	
CS: 0	



Batter	1	2	3	4	5	6	7	8	9
Harvey Kuenn, R (1, 9) OBP: 0.358, SLG: 0.392	4-0 G6-4-3 BB	0-0 F5			0-0 1B HR 1B	0-0 F9		0-0 F7	
Chuck Hiller, L (1, 4) OBP: 0.266, SLG: 0.303	0-0 G6-4-3 1-2f		0-0 F8		0-0 1-3 HR 1B	0-0 F7		0-0 F7	
Orlando Cepeda, R (1, 3) OBP: 0.361, SLG: 0.539	0-0 1B		0-0 F2		0-0 1-H 3-H HR	0-0 HR 1B		0-0 4-3	
Willie McCovey, L (1, 7) OBP: 0.350, SLG: 0.549	0-0 F9		0-0 1B		0-0 1-3	0-0 1-H HR			
Felipe Alou, R (1, 8) OBP: 0.327, SLG: 0.480		0-0 F2	0-0 F4		0-0 WP S 1B	0-0 F8			
Tom Haller, L (1, 2) OBP: 0.344, SLG: 0.452		0-0 BB 2B		0-0 G3	4-0 WP E BB		0-0 4-3		
Jim Davenport, R (1, 5) OBP: 0.285, SLG: 0.331		0-0 F2		0-0 F3	4-0 1-3 2-H 1B BB		0-0 F9		
Jose Pagan, R (1, 6) OBP: 0.274, SLG: 0.283		4-0 BB IBB		0-0 F7	0-0 1-H 3-H 1B		0-0 1B		
Jack Sanford, R (1, 1) OBP: 0.253, SLG: 0.195		4-0 BB 1-2 2-3 BB			4-3 F4		0-0 F9		

Inning Stats	R: 0 E: 0 K: 3	H: 1 LOB: 1 BB: 1 P: 7	R: 0 E: 0 K: 0 S: 4	H: 1 LOB: 3 BB: 2 P: 12	R: 0 E: 0 K: 0 S: 4	H: 1 LOB: 1 BB: 0 P: 4	R: 0 E: 0 K: 0 S: 3	H: 0 LOB: 0 BB: 0 P: 3	R: 6 E: 0 K: 0 S: 8	H: 5 LOB: 1 BB: 2 P: 16	R: 2 E: 0 K: 0 S: 5	H: 2 LOB: 0 BB: 0 P: 5	R: 0 E: 0 K: 0 S: 4	H: 1 LOB: 1 BB: 0 P: 4	R: 0 E: 0 K: 0 S: 3	H: 0 LOB: 0 BB: 0 P: 3
1B: 8 2B: 1 3B: 0 HR: 2	SF: 0 SAC: 0 DP: 1 HBP: 0	WP: 3 PB: 0 SB: 2 CS: 0	PA: 39													

PITCHER	IP	WLS	BF	H	R	ER	SO	BB	IBB	HBP	BLK	WP	HR	S	P	ERA	WHIP
Dick Drott, R (1, 1) ERA: 4.26	4.2	L	25	7	6	6	0	4	1	0	0	1	1	20	40	11.57	2.357
Don McMahon, R (5, 1) ERA: 4.04	3.1		14	4	2	2	0	0	0	0	0	0	1	14	14	5.40	1.200

**BOTTOM**

**Houston Colt 45's @ San Francisco Giants**  
**Candlestick Park, San Francisco, CA**  
 Wed Sep 04 1963, 6:33 AM EDT  
 Att. 4,559 - Cloudy - 66 F

[livebaseballscorecards.com](http://livebaseballscorecards.com)

<b>AB</b>	<b>34</b>
<b>R</b>	<b>8</b>
<b>H</b>	<b>11</b>
<b>RBI</b>	<b>6</b>
<b>BB</b>	<b>5</b>
<b>SO</b>	<b>0</b>
<b>LOB</b>	<b>9</b>



Batter	1	2	3	4	5	6	7	8	9	10	AB R H RBI BB SO LOB	TOP										
Carl Warwick, R OBP: 0.317, SLG: 0.334 (1, 9) X	0-0 F8		0-3 K			X 0-0 BB 4-3 1B	X 0-0 6-3		X 0-0 F2		5 0 1 0 0 1 3	<b>Houston Colt 45's @ San Francisco Giants</b> Candlestick Park, San Francisco, CA Thu Sep 05 1963, 6:33 AM EDT Att. 5,107 - Cloudy - 69 F <a href="http://livebaseballscorecards.com">livebaseballscorecards.com</a>										
Pete Runnels, L OBP: 0.319, SLG: 0.284 (1, 4) B B B B	4-0 FC6-4 BB			X 0-0 F7		X 0-0 4-3		X 0-0 F8		X 0-0 4-3	4 0 0 0 1 0 1											
Jimmy Wynn, R OBP: 0.321, SLG: 0.357 (1, 7) X	0-0 FC6-4 1-2f			0-3 K		4-0 BB BB		0-0 F7		4-0 E 1B BB	3 1 0 0 2 1 1											
Rusty Staub, L OBP: 0.309, SLG: 0.297 (1, 3) X	0-0 4-3			4-0 BB		4-0 BB 1-2 2-3		4-0 BB		0-0 E4 1B HR	2 1 0 0 3 0 2											
John Bateman, R OBP: 0.241, SLG: 0.337 (1, 2)		0-3 K		0-3 K		0-3 K		0-3 K		0-0 F8	5 0 0 0 0 4 7											
Howie Goss, R OBP: 0.257, SLG: 0.329 (1, 8)		0-3 K2-3			X 0-0 F5		0-3 K		0-3 K	0-0 HR 1B	5 1 1 1 0 3 0											
Bob Aspromonte, R OBP: 0.259, SLG: 0.287 (1, 5)		0-0 6-3			0-3 K		0-0 2B 1B		0-0 1B 2B	0-0 HR	5 2 3 3 0 1 0											
Bob Lillis, R OBP: 0.228, SLG: 0.239 (1, 6)			X 0-0 F3		0-3 K		0-0 2B		0-0 SH3-4 1B	0-0 4-3	5 0 2 1 0 1 0											
Don Nottebart, R OBP: 0.155, SLG: 0.140 (1, 1)			0-3 K			X 0-0 6-3	0-3 K		X 0-0 SH3-4		3 0 0 0 0 2 2											
<b>Inning Stats</b>	R: 0 E: 0 K: 0 S: 3	H: 0 LOB: 1 BB: 1 P: 7	R: 0 E: 0 K: 2 S: 7	H: 0 LOB: 0 BB: 0 P: 7	R: 0 E: 0 K: 2 S: 7	H: 0 LOB: 1 BB: 1 P: 11	R: 0 E: 0 K: 2 S: 7	H: 0 LOB: 0 BB: 0 P: 7	R: 0 E: 0 K: 1 S: 6	H: 1 LOB: 3 BB: 2 P: 14	R: 0 E: 0 K: 2 S: 9	H: 2 LOB: 2 BB: 0 P: 9	R: 0 E: 0 K: 1 S: 5	H: 0 LOB: 1 BB: 1 P: 9	R: 1 E: 0 K: 1 S: 7	H: 2 LOB: 1 BB: 0 P: 7	R: 4 E: 1 K: 0 S: 6	H: 2 LOB: 0 BB: 1 P: 10	1B: 4 2B: 2 3B: 0 HR: 1	SF: 0 SAC: 1 DP: 0 HBP: 0	WP: 0 PB: 0 SB: 0 CS: 0	PA: 44
<b>PITCHER</b>	IP WLS L BF H R ER SO BB IBB HBP BLK WP HR S P ERA WHIP																					
Bobby Bolin, R ERA: 3.04 (1, 1)	9.2		42	6	4	1	13	6	0	0	0	0	0	0	0	0	0.93	1.241				
Don Larsen, R ERA: 2.77 (10, 1)	0.1		2	1	1	0	0	0	0	0	0	0	0	1	2	0.00	3.000					



BOTTOM

Houston Colt 45's @ San Francisco Giants  
Candlestick Park, San Francisco, CA

Thu Sep 05 1963, 6:33 AM EDT  
Att. 5,107 - Cloudy - 69 F

livebaseballscores.com

AB	33
R	2
H	5
RBI	2
BB	1
SO	6
LOB	6



WP	0	PA	34
PB	0		
SB	0		
CS	0		

AB R H RBI BB SO LOB

3 0 0 0 1 0 0

4 0 0 0 0 0 2

4 0 0 0 0 1 2

4 1 1 1 0 1 0

4 0 1 0 0 0 0

4 1 2 1 0 1 0

4 0 0 0 0 0 1

3 0 1 0 0 2 0

3 0 0 0 0 1 1

0 0 0 0 0 0 0

1B	3	SF	0
2B	0	SAC	0
3B	0	DP	1
HR	2	HBP	0

Batter	1	2	3	4	5	6	7	8	9	10
Harvey Kuenn, R OBP: 0.357, SLG: 0.389 (1, 9)	0-0 6-3			0-0 4-3		0-0 F6			4-0 BB 1-2	
Chuck Hiller, L OBP: 0.264, SLG: 0.299 (1, 4)	0-0 G3			0-0 F9			0-0 F7		0-0 F7	
Orlando Cepeda, R OBP: 0.359, SLG: 0.534 (1, 3)	0-0 F7			0-0 5-3			0-0 F7		0-3 K	
Willie McCovey, L OBP: 0.349, SLG: 0.553 (1, 7)		0-0 F3			0-0 F9		0-3 K			0-0 HR
Felipe Alou, R OBP: 0.327, SLG: 0.478 (1, 8)		0-0 F7			0-0 1B			0-0 F3		0-0 6-3
Tom Haller, L OBP: 0.346, SLG: 0.464 (1, 2)		0-0 F9			0-0 HR			0-0 G6-4-3 1B		0-3 K
Jim Davenport, R OBP: 0.262, SLG: 0.328 (1, 5)			0-0 F3		0-0 F8			0-0 G6-4-3 1-2		0-0 F8
Jose Pagan, R OBP: 0.275, SLG: 0.283 (1, 6)			0-3 K			0-3 K			0-0 BB 1B	
Bobby Bolin, R OBP: 0.212, SLG: 0.103 (1, 1)			0-0 3-1			0-0 F2			0-3 K	
Don Larsen, R OBP: 0.182, SLG: 0.182 (10, 1)										

Inning Stats	R: 0	H: 0	E: 0	K: 0	S: 3	R: 0	H: 0	E: 0	K: 0	S: 3	R: 0	H: 0	E: 0	K: 1	S: 5	R: 0	H: 0	E: 0	K: 0	S: 3	R: 1	H: 2	E: 0	K: 0	S: 4	R: 0	H: 0	E: 0	K: 1	S: 5	R: 0	H: 0	E: 0	K: 1	S: 5	R: 0	H: 1	E: 0	K: 0	S: 3	R: 0	H: 1	E: 0	K: 2	S: 8	R: 1	H: 1	E: 0	K: 1	S: 6	1B: 3	SF: 0	2B: 0	3B: 0	HR: 2	WP: 0	PA: 34
--------------	------	------	------	------	------	------	------	------	------	------	------	------	------	------	------	------	------	------	------	------	------	------	------	------	------	------	------	------	------	------	------	------	------	------	------	------	------	------	------	------	------	------	------	------	------	------	------	------	------	------	-------	-------	-------	-------	-------	-------	--------

PITCHER	IP	WLS	BF	H	R	ER	SO	BB	IBB	HBP	BLK	WP	HR	S	P	ERA	WHIP
Don Nottebart, R ERA: 3.15 (1, 1)	10.0	W	34	5	2	2	6	1	0	0	0	0	2	45	49	1.80	0.600

Batter	1	2	3	4	5	6	7	8	9	AB R H RBI BB SO LOB	TOP
<b>Jim Gilliam, S</b> (1, 4) <small>OBP: 0.363, SLG: 0.404</small>	1-2 		1-1 	1-0 			1-2 		4-2 	4 4 3 1 1 0 2	
<b>Willie Davis, L</b> (1, 8) <small>OBP: 0.264, SLG: 0.356</small>	0-0 		0-1 		2-3 		1-1 		1-1 	2 0 0 0 0 1 0	
<b>Tommy Davis, R</b> (1, 7) <small>OBP: 0.357, SLG: 0.449</small>	3-1 		2-0 		3-3 		4-0 		3-2 	4 0 2 2 1 1 1	
<b>Bill Skowron, R</b> (1, 3) <b>Ron Fairly, L</b> (7, 3) <small>OBP: 0.269, SLG: 0.325</small> <small>OBP: 0.345, SLG: 0.393</small>	3-2 		0-0 		1-0 		1-2 		1-0 	4 0 1 1 0 0 2 1 0 0 0 0 0 1	
<b>Ken McMullen, R</b> (1, 5) <b>Wally Moon, L</b> (9, PH) <b>Ron Perranoski, L</b> (9, 1) <small>OBP: 0.269, SLG: 0.323</small> <small>OBP: 0.348, SLG: 0.391</small> <small>OBP: 0.182, SLG: 0.100</small>	2-1 		2-2 		1-0 		4-1 		4-0 	3 0 0 0 1 0 2 0 0 0 0 1 0 0 0 0 0 0 0 0 0	
<b>Frank Howard, R</b> (1, 9) <b>Lee Walls, R</b> (8, 9) <small>OBP: 0.324, SLG: 0.509</small> <small>OBP: 0.266, SLG: 0.311</small>		2-2 		4-2 		1-1 		0-0 	2-3 	2 1 1 1 1 0 0 1 0 0 0 0 1 2	
<b>John Roseboro, L</b> (1, 2) <small>OBP: 0.302, SLG: 0.357</small>		1-2 		1-0 		0-0 		4-0 		3 0 0 0 1 0 1	
<b>Dick Tracewski, R</b> (1, 6) <small>OBP: 0.298, SLG: 0.265</small>		4-1 		1-1 		1-1 		2-1 		3 0 1 0 1 0 2	
<b>Sandy Koufax, R</b> (1, 1) <b>Maurly Wills, S</b> (9, 5) <small>OBP: 0.107, SLG: 0.083</small> <small>OBP: 0.353, SLG: 0.345</small>		0-0 		3-2 		0-1 		0-2 		4 0 0 0 0 0 5 0 0 0 0 0 0 0	
<b>Inning Stats</b>	R: 1 H: 2 E: 0 LOB: 1 K: 0 BB: 0 S: 13 P: 22	R: 0 H: 0 E: 0 LOB: 1 K: 0 BB: 1 S: 8 P: 15	R: 1 H: 2 E: 0 LOB: 1 K: 0 BB: 0 S: 10 P: 15	R: 0 H: 1 E: 0 LOB: 2 K: 0 BB: 1 S: 9 P: 19	R: 0 H: 0 E: 0 LOB: 0 K: 2 BB: 0 S: 7 P: 13	R: 1 H: 1 E: 0 LOB: 0 K: 0 BB: 0 S: 6 P: 9	R: 1 H: 1 E: 0 LOB: 1 K: 0 BB: 1 S: 12 P: 18	R: 0 H: 0 E: 0 LOB: 2 K: 0 BB: 2 S: 7 P: 17	R: 1 H: 1 E: 1 LOB: 2 K: 1 BB: 2 S: 12 P: 27	1B: 5 SF: 0 2B: 1 SAC: 4 3B: 0 DP: 0 HR: 2 HBP: 0	WP: 0 PA: 42 PB: 0 SB: 0 CS: 0
<b>PITCHER</b> <b>Billy O'Dell, L</b> (1, 1) <small>ERA: 2.99</small> <b>Don Larsen, R</b> (8, 1) <small>ERA: 2.83</small>	IP WLS BF H R ER SO BB IBB HBP BLK WP HR S P ERA WHIP 7.0 L 31 7 4 4 2 3 0 0 0 0 0 2 65 111 5.14 1.429										


Los Angeles Dodgers @ San Francisco Giants  
 Candlestick Park, San Francisco, CA  
 Fri Sep 06 1963, 10:05 PM EDT  
 Att. 38,161 - Unknown

livebaseballscorecards.com

AB	31
R	5
H	8
RBI	5
BB	7
SO	3
LOB	18





Batter	1	2	3	4	5	6	7	8	9	AB R H RBI BB SO LOB	TOP												
Maury Wills, S OBP: 0.354, SLG: 0.346 (1, 6) X	0-0 B5-3		1-0 F9			1-2 CS 1B		1-0 BB 1B		4 1 2 0 0 0 0	<p>Los Angeles Dodgers @ San Francisco Giants Candlestick Park, San Francisco, CA</p> <p>Sat Sep 07 1963, 6:33 AM EDT Att: 36,879 - Unknown</p> <p>livebaseballscorecards.com</p>												
Jim Gilliam, S OBP: 0.362, SLG: 0.401 (1, 4) B F F F F B	2-3 K		1-3 K			1-1 F9		4-1 1B BB		3 0 0 0 1 2 1													
Wally Moon, L OBP: 0.347, SLG: 0.389 (1, 7) B B C C B X	3-2 S 1B		1-3 K			3-2 L9 1-2		2-2 L9		4 0 1 0 0 1 3													
Tommy Davis, R OBP: 0.356, SLG: 0.448 (1, 5) C B F X	1-2 G3					1-2 CS 1B		2-2 E8 1B		4 1 1 0 0 0 3													
Ron Fairly, L OBP: 0.349, SLG: 0.396 (1, 9) B B T B C T B B						3-3 K 1-2		0-2 4-3 2-H 1B		4 0 3 2 0 1 1													
Bill Skowron, R OBP: 0.264, SLG: 0.319 (1, 3) X C						0-3 K		0-2 4-3 1-2		4 0 0 0 0 1 4													
John Roseboro, L OBP: 0.302, SLG: 0.364 (1, 2) X						3-1 L9		2-1 F8		4 1 1 1 0 0 1													
Willie Davis, L OBP: 0.266, SLG: 0.356 (1, 8) B B F X						1-2 G3		4-0 BB		3 0 1 0 1 0 0													
Don Drysdale, R OBP: 0.227, SLG: 0.186 Frank Howard, R OBP: 0.324, SLG: 0.508 Johnny Podres, L OBP: 0.161, SLG: 0.241 Ken McMullen, R OBP: 0.267, SLG: 0.321 (9, PH)						0-3 K		0-0 4-3		2 0 0 0 0 2 1													
										1 0 0 0 0 0 2													
										0 0 0 0 0 0 0													
										1 0 0 0 0 1 0													
<b>Inning Stats</b>	R: 0 E: 0 K: 1 S: 11	H: 1 LOB: 1 BB: 0 P: 17	R: 1 E: 0 K: 1 S: 13	H: 3 LOB: 1 BB: 0 P: 18	R: 0 E: 0 K: 2 S: 7	H: 0 LOB: 0 BB: 0 P: 10	R: 0 E: 0 K: 2 S: 12	H: 1 LOB: 0 BB: 0 P: 16	R: 0 E: 0 K: 1 S: 8	H: 0 LOB: 0 BB: 0 P: 12	R: 0 E: 0 K: 0 S: 9	H: 1 LOB: 0 BB: 0 P: 14	R: 1 E: 1 K: 0 S: 13	H: 1 LOB: 2 BB: 1 P: 21	R: 1 E: 0 K: 0 S: 10	H: 2 LOB: 2 BB: 1 P: 17	R: 0 E: 0 K: 1 S: 10	H: 0 LOB: 0 BB: 0 P: 12	1B: 8 2B: 1 3B: 0 HR: 1	SF: 0 SAC: 0 DP: 2 HBP: 0	WP: 0 PB: 0 SB: 1 CS: 2	PA: 36	
<b>PITCHER</b> Juan Marichal, R ERA: 2.47 (1, 1)	IP 9.0	WLS W	BF 36	H 9	R 3	ER 2	SO 8	BB 2	IBB 0	HBP 0	BLK 0	WP 0	HR 1	S 93	P 137	ERA 2.00	WHIP 1.222						<b>PITCHER</b> IP WLS BF H R ER SO BB IBB HBP BLK WP HR S P ERA WHIP

Batter	1	2	3	4	5	6	7	8	9	AB	R	H	RBI	BB	SO	LOB
Harvey Kuenn, R (1, 5) OBP: 0.361, SLG: 0.392 (9, 7)	2-3 K2-3		1-0 E2 4-3 1B		1-1 G4-6-3 1-2 1B		4-0 1B IBB			3	0	2	0	1	1	0
Chuck Hiller, L (1, 4) OBP: 0.262, SLG: 0.297 Jim Davenport, R (7, PH) OBP: 0.286, SLG: 0.329 (8, 4) (9, 5)	0-0 6-3		1-2 4-3		0-0 G4-6-3 1-2f		0-0 1-2 2-H 1B			3	0	0	0	0	0	3
Willie McCovey, L (1, 7) OBP: 0.350, SLG: 0.556 Ernie Bowman, R (9, 4) OBP: 0.183, SLG: 0.212	1-0 HR 1B		0-0 L7			1-0 HR	1-3 K			4	2	2	1	0	1	3
Willie Mays, R (1, 8) OBP: 0.374, SLG: 0.571	1-1 HR			0-0 F4		0-1 L8		3-2 F8		4	1	1	2	0	0	0
Orlando Cepeda, R (1, 3) OBP: 0.355, SLG: 0.534	0-1 4-3			1-1 HR		3-1 4-3		0-0 G3		4	1	1	1	0	0	0
Tom Haller, L (1, 2) OBP: 0.340, SLG: 0.454		0-0 F7		0-0 1-3		0-0 4-3		0-3 K		4	0	0	0	0	1	0
Felipe Alou, R (1, 9) OBP: 0.326, SLG: 0.476		0-3 K		3-2 6-3			2-3 K2-3			3	0	0	0	0	2	0
Jose Pagan, R (1, 6) OBP: 0.275, SLG: 0.288		0-3 K			0-1 F8		0-1 1B 2B			3	1	1	0	0	1	0
Juan Marichal, R (1, 1) OBP: 0.182, SLG: 0.177			1-2 F6		0-1 1B 1B		0-3 K			3	0	1	0	0	1	1

Inning Stats	R: 2	H: 2	E: 0	LOB: 0	K: 1	BB: 0	S: 10	P: 14	R: 0	H: 0	E: 0	LOB: 0	K: 2	BB: 0	S: 7	P: 7	R: 0	H: 1	E: 1	LOB: 1	K: 0	BB: 0	S: 8	P: 11	R: 1	H: 1	E: 0	LOB: 0	K: 0	BB: 0	S: 7	P: 11	R: 0	H: 2	E: 0	LOB: 1	K: 0	BB: 0	S: 7	P: 8	R: 1	H: 1	E: 0	LOB: 0	K: 0	BB: 0	S: 6	P: 10	R: 1	H: 2	E: 0	LOB: 2	K: 3	BB: 1	S: 12	P: 19	R: 0	H: 0	E: 0	LOB: 0	K: 1	BB: 0	S: 10	P: 13
--------------	------	------	------	--------	------	-------	-------	-------	------	------	------	--------	------	-------	------	------	------	------	------	--------	------	-------	------	-------	------	------	------	--------	------	-------	------	-------	------	------	------	--------	------	-------	------	------	------	------	------	--------	------	-------	------	-------	------	------	------	--------	------	-------	-------	-------	------	------	------	--------	------	-------	-------	-------

PITCHER	IP	WLS	BF	H	R	ER	SO	BB	IBB	HBP	BLK	WP	HR	S	P	ERA	WHIP
Don Drysdale, R (1, 1) ERA: 2.79	6.0	L	24	7	4	4	3	0	0	0	0	0	3	45	61	6.00	1.167
Johnny Podres, L (7, 1) ERA: 3.29	2.0		9	2	1	1	4	0	1	0	0	0	0	22	32	4.50	1.000

**BOTTOM**

Los Angeles Dodgers @ San Francisco Giants  
Candlestick Park, San Francisco, CA

Sat Sep 07 1963, 6:33 AM EDT  
Att. 36,879 - Unknown

AB	32
R	5
H	9
RBI	5
BB	1
SO	7
LOB	7

livebaseballscorecards.com



WP	HR	S	P	ERA	WHIP
0	3	45	61	6.00	1.167
0	0	22	32	4.50	1.000

Batter	1	2	3	4	5	6	7	8	9	AB R H RBI BB SO LOB	TOP											
Maury Wills, S OBP: 0.353, SLG: 0.346 (1, 6)	2-2 E4 1B		1-1 F7		0-0 1B		0-0 B1-3			4 2 1 0 0 0 0	<p>Los Angeles Dodgers @ San Francisco Giants Candlestick Park, San Francisco, CA</p> <p>Sun Sep 08 1963, 6:33 AM EDT Att: 38,569 - Unknown</p> <p>livebaseballscorecards.com</p>											
Jim Gilliam, S OBP: 0.361, SLG: 0.400 (1, 4)	1-2 E6 1B		3-2 6-3		1-2 1B			3-2 G3		4 1 1 1 0 0 1												
Wally Moon, L OBP: 0.349, SLG: 0.398 (1, 7)	3-2 F6		0-0 L8		4-0 IBB			0-0 HR		3 1 1 1 1 0 2												
Tommy Davis, R OBP: 0.357, SLG: 0.450 (1, 5)	2-1 1B			2-3 K2-3	1-3 K			0-1 2B		4 0 2 1 0 2 2												
Ron Fairly, L OBP: 0.350, SLG: 0.399 (1, 9)	1-0 1B			3-2 2B		0-0 F9		1-1 4-3		4 0 2 1 0 0 1												
Bill Skowron, R OBP: 0.259, SLG: 0.313 (1, 3)	2-2 G4-3			2-2 F5		0-0 6-3		3-3 K		4 0 0 0 0 1 4												
John Roseboro, L OBP: 0.299, SLG: 0.360 (1, 2)		2-0 4-3		1-0 4-3		0-1 F4			2-0 G3	4 0 0 0 0 0 1												
Willie Davis, L OBP: 0.264, SLG: 0.353 (1, 8)		0-0 6-3			2-0 L9		1-1 F9		1-2 F5	4 0 0 0 0 0 0												
Bob Miller, R OBP: 0.091, SLG: 0.075 Ron Perranoski, L OBP: 0.174, SLG: 0.095 Larry Sherry, R (7, 1) Johnny Podres, L OBP: 0.161, SLG: 0.241 Frank Howard, R OBP: 0.323, SLG: 0.507 (9, PH)		2-3 K			1-3 K		1-2 L7		0-0 6-3	2 0 0 0 0 2 0 1 0 0 0 0 0 0 0 0 0 0 0 0 0 1 0 0 0 0 0 0												
<b>Inning Stats</b>	R: 2 E: 2 K: 0 S: 16	H: 2 LOB: 1 BB: 0 P: 27	R: 0 E: 0 K: 1 S: 5	H: 0 LOB: 0 BB: 0 P: 9	R: 0 E: 0 K: 0 S: 6	H: 1 LOB: 1 BB: 0 P: 10	R: 0 E: 0 K: 1 S: 11	H: 1 LOB: 1 BB: 0 P: 19	R: 1 E: 0 K: 2 S: 12	H: 2 LOB: 2 BB: 1 P: 21	R: 0 E: 0 K: 0 S: 4	H: 0 LOB: 0 BB: 0 P: 4	R: 0 E: 0 K: 0 S: 6	H: 0 LOB: 0 BB: 0 P: 8	R: 1 E: 0 K: 1 S: 13	H: 2 LOB: 1 BB: 0 P: 20	R: 0 E: 0 K: 0 S: 5	H: 0 LOB: 0 BB: 0 P: 8	1B: 4 2B: 2 3B: 0 HR: 1	SF: 0 SAC: 0 DP: 1 HBP: 0	WP: 0 PB: 0 SB: 1 CS: 0	PA: 36
<b>PITCHER</b>	IP WLS BF H R ER SO BB IBB HBP BLK WP HR S P ERA WHIP																					
Jack Sanford, R ERA: 3.54 (1, 1)	5.0		22	5	3	1	4	0	1	0	0	0	0	0	50	86	1.80	1.000				
Billy Pierce, L ERA: 4.31 (6, 1)	1.0		3	0	0	0	0	0	0	0	0	0	0	4	4	0.00	0.000					
Don Larsen, R ERA: 2.84 (7, 1)	3.0	W	11	2	1	1	1	0	0	0	0	0	1	24	36	3.00	0.667					





Batter	1	2	3	4	5	6	7	8	9
<b>Felipe Alou, R</b> OBP: 0.328, SLG: 0.477 (1, 9)	1-2 F2		4-1 FC6-4 BB		2-2 1B 4-3 2B	0-2 4-3		1-0 SH3-4	
<b>Chuck Hiller, L</b> OBP: 0.261, SLG: 0.296 (1, 4)	0-3 K		0-0 FC6-4		0-0 4-3 1B		1-2 F5	4-1 BB	
<b>Cap Peterson, R</b> OBP: 0.308, SLG: 0.380 (8, PH)									
<b>Ernie Bowman, R</b> OBP: 0.183, SLG: 0.212 (9, 4)									
<b>Willie McCovey, L</b> OBP: 0.348, SLG: 0.553 (1, 7)	3-2 4-3			0-0 3-1	0-0 4-3		0-1 HR 1B	1-3 K	
<b>Willie Mays, R</b> OBP: 0.376, SLG: 0.573 (1, 8)		1-2 1B 2B		2-3 K	4-0 IBB		0-0 HR 1B	2-2 F7	
<b>Orlando Cepeda, R</b> OBP: 0.358, SLG: 0.542 (1, 3)		1-0 G1-6-3 1B		1-0 1B BB FC5	0-0 F9		0-2 HR		
<b>Tom Haller, L</b> OBP: 0.342, SLG: 0.452 (1, 2)		2-1 G1-6-3 1-2f		4-1 1B BB	0-0 4-3		0-0 FC5-4 1B		
<b>Jim Davenport, R</b> OBP: 0.288, SLG: 0.331 (1, 5)			1-0 F3	0-0 1B		3-2 1-3 SH3-4 1B	1-0 FC5-4		
<b>Jose Pagan, R</b> OBP: 0.275, SLG: 0.288 (1, 6)			2-2 WP SH1-4 1B	0-0 FC5		0-0 SH3-4	1-2 F8		
<b>Jack Sanford, R</b> OBP: 0.253, SLG: 0.195 (1, 1)					1-0 2B 1B			4-1 SH3-4	
<b>Norm Lanier, L</b> OBP: 0.265, SLG: 0.226 (5, PH)						2-2 1-3			
<b>Billy O'Dell, S</b> OBP: 0.233, SLG: 0.232 (5, PR)									
<b>Billy Pierce, L</b> OBP: 0.152, SLG: 0.129 (6, 1)									
<b>Harvey Kuenn, R</b> OBP: 0.180, SLG: 0.391 (6, PH)									
<b>Don Larsen, R</b> OBP: 0.250, SLG: 0.182 (7, 1)									

AB	R	H	RBI	BB	SO	LOB
3	1	1	0	1	0	1
4	0	1	1	0	1	2
0	0	0	0	1	0	0
0	0	0	0	0	0	0
5	1	1	1	0	1	4
4	1	2	0	1	1	2
4	1	3	3	0	0	2
3	0	1	0	1	0	3
4	0	2	0	0	0	1
3	0	1	0	0	0	4
0	0	0	0	0	0	0
1	0	1	0	0	0	0
0	1	0	0	0	0	0
0	0	0	0	0	0	0
1	0	0	0	0	0	1
0	0	0	0	1	0	0

AB	R	H	RBI	BB	SO	LOB
32	5	13	5	5	3	20


Inning Stats	R: 0	H: 0	E: 0	K: 1	S: 9	LOB: 0	BB: 0	P: 13	R: 0	H: 2	E: 0	K: 0	S: 6	LOB: 0	BB: 0	P: 10	R: 0	H: 1	E: 0	K: 0	S: 7	LOB: 2	BB: 1	P: 14	R: 0	H: 2	E: 0	K: 1	S: 8	LOB: 3	BB: 1	P: 15	R: 2	H: 3	E: 0	K: 0	S: 8	LOB: 2	BB: 1	P: 15	R: 0	H: 1	E: 0	K: 0	S: 11	LOB: 1	BB: 0	P: 16	R: 3	H: 4	E: 0	K: 0	S: 14	LOB: 1	BB: 0	P: 17	R: 0	H: 0	E: 0	K: 1	S: 9	LOB: 2	BB: 2	P: 21
1B: 10	SF: 0	WP: 1	PA: 40																																																													
2B: 2	SAC: 3	PB: 0																																																														
3B: 0	DP: 1	SB: 0																																																														
HR: 1	HBP: 0	CS: 0																																																														

PITCHER	IP	WLS	BF	H	R	ER	SO	BB	IBB	HBP	BLK	WP	HR	S	P	ERA	WHIP
<b>Bob Miller, R</b> ERA: 3.11 (1, 1)	4.0		20	8	2	2	2	2	2	0	0	1	0	35	60	4.50	2.500
<b>Ron Perranoski, L</b> ERA: 1.96 (5, 1)	2.1	L	13	5	3	3	0	0	1	0	0	0	1	24	34	11.57	2.143
<b>Larry Sherry, R</b> ERA: 3.42 (7, 1)	1.0		4	0	0	0	0	1	0	0	0	0	0	6	13	0.00	1.000
<b>Johnny Podres, L</b> ERA: 3.28 (8, 1)	0.2		3	0	0	0	1	1	0	0	0	0	0	7	14	0.00	1.500

**Los Angeles Dodgers @ San Francisco Giants**  
Candlestick Park, San Francisco, CA

Sun Sep 08 1963, 6:33 AM EDT  
Att. 38,569 - Unknown

[livebaseballscorecards.com](http://livebaseballscorecards.com)





BOTTOM

San Francisco Giants @ New York Mets  
Polo Grounds, New York, NY

livebaseballscorecards.com

AB	31
R	4
H	11
RBI	4
BB	6
SO	6
LOB	22



WP	1	PA	41
PB	0		
SB	1		
CS	2		

Tue Sep 10 1963, 7:05 PM EDT  
Att. 14,945 - Unknown

AB R H RBI BB SO LOB

3 0 1 0 0 0 0

3 2 2 0 2 1 1

3 1 2 1 1 0 1

5 1 2 2 0 0 6

4 0 2 1 0 0 3

3 0 2 0 1 0 0

2 0 0 0 0 2 3

0 0 0 0 1 0 0

1 0 0 0 0 0 1

4 0 0 0 0 0 7

3 0 0 0 1 3 0

1B: 8 SF: 0  
2B: 2 SAC: 1  
3B: 0 DP: 1  
HR: 1 HBP: 2

Batter	1	2	3	4	5	6	7	8	9
Joe Christopher, R (1, 9) OBP: 0.314, SLG: 0.317	1-0 CS HBP 1B	0-0 BB BB 1B		0-0 SH1-3 1-2		0-0 5-3		0-0 F3	
Pumpsie Green, S (1, 5) OBP: 0.538, SLG: 0.421	0-0 1B 1-2 1B	4-0 BB 1-2 BB		0-3 K		0-0 HBP 1B		4-0 WP 2B BB	
Ron Hunt, R (1, 4) OBP: 0.332, SLG: 0.381	0-0 1B 1-3 2B 1B	4-0 FC6 1-2 2-3 BB		0-0 6-3		1-0 1-2 HBP		0-0 1-H 2B	
Jim Hickman, R (1, 7) OBP: 0.295, SLG: 0.405	0-0 2B 1-2 1B 3-H	0-0 F5			0-0 HR		0-0 F5		0-0 5-3
Tim Harkness, L (1, 3) OBP: 0.295, SLG: 0.339	0-0 2B 1-3 2-H	0-0 FC6 1-2			0-0 E G1-2-3 1B 1B		0-0 1-3		
Dick Smith, R (1, 8) OBP: 0.333, SLG: 0.217	4-0 IBB		0-0 6-3		0-0 E9 G1-2-3 CS 1B		0-0 S 1B		
Chris Cannizzaro, R (1, 2) OBP: 0.350, SLG: 0.368	0-3 K		0-3 K		4-0 G1-2-3 IBB		0-0 F5		
Duke Carmel, L (5, PH) OBP: 0.333, SLG: 0.380									
Choo-Choo Coleman, L (6, 2) OBP: 0.270, SLG: 0.205									
Al Moran, R (1, 6) OBP: 0.265, SLG: 0.225	0-0 F9		0-0 6-3		0-0 G1-2-3 1-2 2-3 3-H		0-0 F8		
Carl Willey, R (1, 1) OBP: 0.137, SLG: 0.163		0-3 K		4-0 SH1-3 BB	0-0 CS 3-H	0-3 K		0-3 K	

Inning Stats	R: 2	H: 4	E: 0	K: 1	S: 8	LOB: 3	BB: 1	P: 13
	R: 0	H: 1	E: 0	K: 1	S: 6	LOB: 3	BB: 2	P: 14
	R: 0	H: 0	E: 0	K: 1	S: 5	LOB: 0	BB: 0	P: 5
	R: 0	H: 0	E: 0	K: 1	S: 5	LOB: 1	BB: 1	P: 9
	R: 1	H: 3	E: 1	K: 0	S: 4	LOB: 1	BB: 1	P: 8
	R: 0	H: 1	E: 0	K: 1	S: 6	LOB: 2	BB: 0	P: 7
	R: 0	H: 1	E: 0	K: 0	S: 4	LOB: 1	BB: 0	P: 4
	R: 1	H: 1	E: 0	K: 1	S: 6	LOB: 1	BB: 1	P: 10

PITCHER	IP	WLS	BF	H	R	ER	SO	BB	IBB	HBP	BLK	WP	HR	S	P	ERA	WHIP
Billy O'Dell, L (1, 1) ERA: 3.06	1.1	L	11	5	2	2	2	1	1	0	0	0	0	12	21	13.50	4.500
Gaylord Perry, R (2, 1) ERA: 4.37	2.2		10	0	0	0	2	2	0	0	0	0	0	12	20	0.00	0.750
Jack Fisher, R (5, 1) ERA: 4.58	0.0		2	2	1	1	0	0	0	0	0	0	1	2	2	∞	∞
Bob Garibaldi, R (5, 1) ERA:	3.0		12	3	0	0	1	0	1	1	0	0	0	12	17	0.00	1.000
Ron Herbel, R (8, 1) ERA: 9.0	1.0		5	1	1	1	1	1	0	0	0	1	0	6	10	9.00	2.000



Batter	1	2	3	4	5	6	7	8	9	AB	R	H	RBI	BB	SO	LOB
Ed Kranepool, L (1, 7) OBP: 0.262, SLG: 0.299 Jim Hickman, R (5, PH) OBP: 0.294, SLG: 0.403 (6, 7)	0-0 1B 1B	0-0 F7	0-3 K		0-3 K		0-0 F7			3	1	1	0	0	1	3
Ron Hunt, R (1, 4) OBP: 0.334, SLG: 0.385	0-0 1B FC4-6 1B	0-0 1B 2B		0-0 F8	0-3 K		0-0 FC5-4 1B			5	2	3	0	0	1	2
Duke Snider, L (1, 9) OBP: 0.354, SLG: 0.420 Joe Christopher, R (4, PH) OBP: 0.308, SLG: 0.310 (5, 9)	0-0 FC4-6 PB 1B	4-0 1B IBB		0-0 5-3		0-0 5-3	0-0 FC5-4			1	0	1	1	1	0	0
Tim Harkness, L (1, 3) OBP: 0.299, SLG: 0.343	0-3 K	0-0 1B		0-0 1B 1B		0-0 BB 1B		0-0 6-3		5	0	3	2	0	1	2
Duke Carmel, L (1, 8) OBP: 0.341, SLG: 0.379	4-0 FC4-6 BB	0-3 K		0-0 1B		0-0 F9		4-0 BB		3	0	1	0	2	1	3
Pumpsie Green, S (1, 5) OBP: 0.500, SLG: 0.364 Chico Fernandez, R (6, PR) OBP: 0.244, SLG: 0.232 (7, 5) Ted Schreiber, R (9, 5) OBP: 0.260, SLG: 0.178	0-0 FC4-6		0-3 K	0-3 K		4-0 BB		0-3 K		3	0	0	1	1	2	4
Choo-Choo Coleman, L (1, 2) OBP: 0.266, SLG: 0.201 Jesse Gonder, L (8, PH) OBP: 0.335, SLG: 0.471 Norm Sherry, R (9, 2) OBP: 0.212, SLG: 0.195	0-0 1-3		0-0 F4		0-0 4-3		0-0 F6		0-0 6-3	4	0	0	0	0	0	4
Al Moran, R (1, 6) OBP: 0.274, SLG: 0.230		0-0 2B 1B 1B	0-0 1B 1B		4-0 WP 1B BB		4-0 1B BB			2	1	2	0	2	0	0
Al Jackson, L (1, 1) OBP: 0.200, SLG: 0.206		0-0 F7	0-0 1B		0-0 WP 1B		0-3 K			4	0	2	0	0	1	2

Inning Stats	R: 2	H: 3	E: 0	LOB: 2	K: 1	BB: 1	S: 8	P: 12	R: 2	H: 3	E: 0	LOB: 2	K: 1	BB: 1	S: 8	P: 12	R: 0	H: 2	E: 0	LOB: 2	K: 2	BB: 0	S: 9	P: 9	R: 0	H: 2	E: 0	LOB: 2	K: 1	BB: 0	S: 7	P: 7	R: 0	H: 1	E: 0	LOB: 2	K: 2	BB: 1	S: 8	P: 12	R: 0	H: 1	E: 0	LOB: 2	K: 0	BB: 1	S: 4	P: 8	R: 0	H: 1	E: 0	LOB: 2	K: 1	BB: 1	S: 6	P: 10	R: 0	H: 0	E: 0	LOB: 1	K: 1	BB: 1	S: 5	P: 9
--------------	------	------	------	--------	------	-------	------	-------	------	------	------	--------	------	-------	------	-------	------	------	------	--------	------	-------	------	------	------	------	------	--------	------	-------	------	------	------	------	------	--------	------	-------	------	-------	------	------	------	--------	------	-------	------	------	------	------	------	--------	------	-------	------	-------	------	------	------	--------	------	-------	------	------

PITCHER	IP	WLS	BF	H	R	ER	SO	BB	IBB	HBP	BLK	WP	HR	S	P	ERA	WHIP
Jack Sanford, R (1, 1) ERA: 3.66	1.2	L	13	6	4	4	1	1	1	0	0	0	0	13	21	21.60	4.200
Billy Pierce, L (2, 1) ERA: 4.21	2.1		11	4	0	0	4	0	0	0	0	0	0	19	19	0.00	1.714
Billy O'Dell, L (5, 1) ERA: 3.03	2.0		10	2	0	0	2	2	0	0	0	1	0	12	20	0.00	2.000
Frank Linzy, R (7, 1) ERA: 5.52	2.0		9	1	0	0	2	2	0	0	0	0	0	11	19	0.00	1.500

**BOTTOM**

**San Francisco Giants @ New York Mets**  
Polo Grounds, New York, NY  
Wed Sep 11 1963, 3:33 AM EDT  
Att. 7,178 - Unknown

<b>AB</b>	<b>37</b>
<b>R</b>	<b>4</b>
<b>H</b>	<b>13</b>
<b>RBI</b>	<b>4</b>
<b>BB</b>	<b>6</b>
<b>SO</b>	<b>9</b>
<b>LOB</b>	<b>27</b>

livebaseballscorecards.com



WP	HR	S	P	ERA	WHIP
1	0	0	43		

Batter	1	2	3	4	5	6	7	8	9	AB R H RBI BB SO LOB	TOP		
Felipe Alou, R OBP: 0.325, SLG: 0.481 (1, 9) X	0-0 HR		0-0 3-1 2B		0-0 6-3		0-0 F6		0-0 E3 5-3 WP	5 1 2 1 0 0 0			
Chuck Hiller, L OBP: 0.258, SLG: 0.292 (1, 4) X	0-0 F8		0-0 3-1 2-3		0-0 F9		0-0 6-3		0-3 K	5 0 0 0 0 1 2			
Willie McCovey, L OBP: 0.349, SLG: 0.556 Jesus Alou, R OBP: 0.167, SLG: 0.167 (1, 7) S S S (7, 7)	0-3 K		0-0 F9		0-0 4-3		0-0 F8		0-0 5-3 1-3	4 0 0 0 0 1 1 1 0 0 0 0 0 1			
Willie Mays, R OBP: 0.373, SLG: 0.563 (1, 8) X	0-0 F4				0-0 6-3		0-0 F7		0-0 1B 1B	5 0 1 0 0 0 1			
Orlando Cepeda, R OBP: 0.359, SLG: 0.554 (1, 3) X					0-0 E4 1B		0-0 HR 2B		0-0 E 1B 1B	4 3 2 0 0 0 0			
Ed Bailey, L OBP: 0.363, SLG: 0.479 (1, 2) B B B B					0-3 K 1-2		0-0 HR 2-H		0-3 K 1-3	3 1 1 2 1 2 2			
Jim Davenport, R OBP: 0.282, SLG: 0.331 (1, 5) B B B B					0-0 1B 2-H		0-3 K		0-0 BB 1B	3 0 2 2 1 1 0			
Jose Pagan, R OBP: 0.274, SLG: 0.284 (1, 6) S S S S					0-0 6-3		0-0 1B		4-0 BB 1-2	3 0 1 0 1 1 3			
Juan Marichal, R OBP: 0.184, SLG: 0.210 (1, 1) S S S S					0-3 K		0-0 HR		0-3 K	4 1 1 1 0 2 3			
<b>Inning Stats</b>	R: 1 E: 0 K: 1 S: 6 H: 1 LOB: 0 BB: 0 P: 6	R: 0 E: 0 K: 1 S: 4 H: 0 LOB: 2 BB: 2 P: 12	R: 0 E: 0 K: 1 S: 6 H: 1 LOB: 1 BB: 0 P: 6	R: 1 E: 1 K: 1 S: 7 H: 1 LOB: 1 BB: 0 P: 7	R: 1 E: 0 K: 0 S: 4 H: 1 LOB: 0 BB: 0 P: 4	R: 2 E: 0 K: 1 S: 8 H: 3 LOB: 1 BB: 0 P: 8	R: 0 E: 0 K: 0 S: 3 H: 0 LOB: 0 BB: 0 P: 3	R: 1 E: 0 K: 2 S: 9 H: 3 LOB: 2 BB: 1 P: 13	R: 0 E: 1 K: 1 S: 6 H: 0 LOB: 1 BB: 0 P: 6	1B: 5 2B: 3 3B: 0 HR: 3 SF: 0 SAC: 0 DP: 1 HBP: 0	WP: 1 PB: 0 SB: 2 CS: 1 PA: 40		
<b>PITCHER</b>	IP WLS BF H R ER SO BB IBB HBP BLK WP HR S P ERA WHIP											<b>PITCHER</b>	IP WLS BF H R ER SO BB IBB HBP BLK WP HR S P ERA WHIP
Tracy Stallard, R ERA: 4.66 (1, 1)	5.0 L 21 4 3 2 4 2 0 0 0 0 0 2 27 35 3.60 1.200												
Larry Bearnarth, R ERA: 3.18 (6, 1)	1.0 6 3 2 2 1 0 0 0 0 0 0 1 8 8 18.00 3.000												
Ed Bauta, R ERA: 4.01 (7, 1)	2.0 9 3 1 1 2 1 0 0 0 0 0 0 12 16 4.50 2.000												
Grover Powell, L ERA: 1.22 (9, 1)	1.0 4 0 0 0 0 1 0 0 0 0 1 0 6 6 0.00 0.000												

San Francisco Giants @ New York Mets  
Polo Grounds, New York, NY  
Thu Sep 12 1963, 7:05 PM EDT  
Att: 27,839 - Unknown

AB	37
R	6
H	10
RBI	6
BB	3
SO	8
LOB	13





Batter	1	2	3	4	5	6	7	8	9	10	11	12	13	AB R H RBI BB SO LOB	TOP													
<b>Harvey Kuenn, R</b> (1, 5) <small>OBP: 0.360, SLG: 0.386</small> <b>Billy O'Dell, S</b> (9, PR) <small>OBP: 0.233, SLG: 0.232</small> <b>Gaylord Perry, R</b> (9, 1) <small>OBP: 0.222, SLG: 0.278</small> <b>Chuck Hiller, L</b> (11, 4) <small>OBP: 0.257, SLG: 0.291</small>														3 0 0 0 2 2 1	<b>San Francisco Giants @ Pittsburgh Pirates</b> Forbes Field, Pittsburgh, PA Fri Sep 13 1963, 7:05 PM EDT Att: 6,100 - Unknown <a href="http://livebaseballscorecards.com">livebaseballscorecards.com</a>													
<b>Jesus Alou, R</b> (1, 7) <small>OBP: 0.250, SLG: 0.250</small>														6 1 2 1 0 1 3														
<b>Orlando Cepeda, R</b> (1, 3) <small>OBP: 0.359, SLG: 0.552</small>														6 0 2 0 0 1 3														
<b>Willie Mays, R</b> (1, 8) <small>OBP: 0.370, SLG: 0.562</small>														5 0 1 1 0 2 1														
<b>Felipe Alou, R</b> (1, 9) <small>OBP: 0.322, SLG: 0.475</small>														6 0 0 0 0 0 3														
<b>Jim Davenport, R</b> (1, 4) <small>OBP: 0.288, SLG: 0.326</small> (9, 5)														6 0 0 0 0 1 1														
<b>Ed Bailey, L</b> (1, 2) <small>OBP: 0.361, SLG: 0.475</small> <b>Cap Peterson, R</b> (7, PH) <small>OBP: 0.296, SLG: 0.365</small> <b>Don Larsen, R</b> (7, 1) <small>OBP: 0.250, SLG: 0.182</small> <b>Matty Alou, L</b> (9, PH) <small>OBP: 0.173, SLG: 0.153</small> <b>Tom Haller, L</b> (9, 2) <small>OBP: 0.340, SLG: 0.446</small>														2 0 0 0 0 1 0														
<b>Jose Pagan, R</b> (1, 6) <small>OBP: 0.273, SLG: 0.282</small>														4 1 0 0 1 3 1														
<b>Bobby Bolin, R</b> (1, 1) <small>OBP: 0.257, SLG: 0.258</small> <b>Billy Pierce, L</b> (6, 1) <small>OBP: 0.182, SLG: 0.129</small> <b>Jimmie Coaker, R</b> (7, PH) <small>OBP: 0.500, SLG: 0.333</small> <b>Ernie Bowman, R</b> (9, PH) <small>OBP: 0.185, SLG: 0.213</small> <b>Willie McCovey, L</b> (11, PH) <small>OBP: 0.348, SLG: 0.555</small> <b>Bob Garibaldi, L</b> (11, 1)														2 1 2 2 0 0 0														
<b>Inning Stats</b>	R: 1 E: 0 K: 1 S: 7	H: 2 LOB: 1 BB: 0 P: 7	R: 2 E: 0 K: 2 S: 8	H: 1 LOB: 0 BB: 1 P: 12	R: 0 E: 0 K: 1 S: 6	H: 1 LOB: 1 BB: 0 P: 6	R: 0 E: 0 K: 1 S: 5	H: 0 LOB: 0 BB: 0 P: 5	R: 0 E: 0 K: 2 S: 7	H: 0 LOB: 0 BB: 0 P: 7	R: 0 E: 0 K: 1 S: 6	H: 1 LOB: 2 BB: 1 P: 10	R: 0 E: 0 K: 1 S: 6	H: 1 LOB: 0 BB: 0 P: 6		R: 1 E: 0 K: 1 S: 6	H: 1 LOB: 2 BB: 2 P: 14	R: 0 E: 0 K: 0 S: 3	H: 0 LOB: 0 BB: 0 P: 3	R: 0 E: 0 K: 2 S: 7	H: 1 LOB: 0 BB: 0 P: 7	R: 0 E: 0 K: 1 S: 5	H: 0 LOB: 0 BB: 0 P: 5	R: 0 E: 0 K: 0 S: 3	H: 0 LOB: 0 BB: 0 P: 3	1B: 7 2B: 1 3B: 0 HR: 1	SF: 1 SAC: 0 DP: 0 HBP: 0	WP: 0 PA: 51
<b>PITCHER</b> <b>Joe Gibbon, L</b> (1, 1) <small>ERA: 3.39</small> <b>Harvey Haddix, L</b> (9, 1) <small>ERA: 3.48</small> <b>Tommie Sisk, R</b> (9, 1) <small>ERA: 2.84</small> <b>Roy Face, R</b> (11, 1) <small>ERA: 2.66</small> <b>Earl Francis, R</b> (11, 1) <small>ERA: 4.37</small>	IP: 8.2 WLS: 0 BF: 37 H: 7 R: 4 ER: 4 SO: 10 BB: 4 IBB: 0 HBP: 0 BLK: 0 WP: 0 HR: 1 S: 53 P: 69 ERA: 4.15 WHIP: 1.269								<b>PITCHER</b> <b>Bob Friend, R</b> (13, 1) <small>ERA: 2.3</small>	IP: 1.0 WLS: 0 BF: 3 H: 0 R: 0 ER: 0 SO: 0 BB: 0 IBB: 0 HBP: 0 BLK: 0 WP: 0 HR: 0 S: 3 P: 3 ERA: 0.00 WHIP: 0.000																		






Batter	1	2	3	4	5	6	7	8	9	10	11	12	13	AB R H RBI BB SO LOB
Gene Alley, R OBP: 0.154, SLG: 0.231 (1, 6)	0-0 F7		0-0 FC3-6 1B	0-0 F7		0-0 2B		0-3 K			0-0 4-3		0-0 F9	7 0 2 0 0 1 1
Dick Schofield, S OBP: 0.347, SLG: 0.321 (1, 4)	0-3 K2-3		0-0 FC3-6 HR		0-0 F6	4-0 BB		0-3 K			0-0 1B		4-0 3B BB	5 2 1 0 2 2 2
Willie Stargell, L OBP: 0.274, SLG: 0.402 (1, 7)	0-3 K		0-0 HR		4-0 1B BB	0-0 1-3		0-0 4-3			0-0 F7		0-0 3B	6 2 2 4 1 1 3
Bill Virdon, L OBP: 0.320, SLG: 0.385 (1, 8)		0-0 6-3	0-0 2B		0-0 F8		0-0 6-3		0-0 F4		0-0 4-3			6 0 1 0 0 0 2
Roberto Clemente, R OBP: 0.366, SLG: 0.487 (1, 9)		0-3 K	0-0 1B		0-0 1B 1B		0-0 1B 1B		0-0 4-3			0-0 S 1B		6 0 4 0 0 1 0
Donn Clendenon, R OBP: 0.324, SLG: 0.431 (1, 3)		0-0 FC5-4 1B	0-3 K		0-0 FC5-4 1B		0-0 S 1B		0-0 F3			0-3 K		6 0 3 1 0 2 3
Bob Bailey, R OBP: 0.300, SLG: 0.323 (1, 5)		0-0 FC5-4		0-0 F8	0-0 FC5-4		0-3 K			0-0 6-3		0-3 K		6 0 0 0 0 2 6
Jim Pagliaroni, R OBP: 0.326, SLG: 0.386 Smoky Burgess, L OBP: 0.339, SLG: 0.406 (1, 2) (4, 2)			0-3 K	0-0 F7		0-3 K	4-0 IBB			0-0 F4		4-0 IBB		1 0 0 0 0 1 0 3 0 0 0 2 1 0
Joe Gibbon, R OBP: 0.079, SLG: 0.054 Harvey Haddix, L OBP: 0.167, SLG: 0.364 Tommy Sisk, R OBP: 0.333, SLG: 0.469 Jerry Lynch, L OBP: 0.260, SLG: 0.250 Roy Face, R OBP: 0.303, SLG: 0.458 Earl Francis, R OBP: 0.317, SLG: 0.328 Manny Mota, R OBP: 0.110, SLG: 0.099 (1, 1) (9, 1) (9, 1) (10, PH) (11, 1) (11, 1) (12, PH) (13, 1)			4-0 FC3-6 1B BB	0-0 1B		0-3 K	0-0 4-3			0-0 4-3		0-0 F8		3 1 1 0 1 1 3 0 0 0 0 0 0 0 0 0 0 0 0 0 0 1 0 1 0 0 0 0 0 2 0 0 0 0 0 0 0

Inning Stats	R: 0	H: 0	R: 0	H: 1	R: 0	H: 4	R: 0	H: 1	R: 0	H: 2	R: 0	H: 0	R: 0	H: 0	R: 0	H: 1	R: 0	H: 1	R: 1	H: 1	1B: 10	SF: 0	WP: 0	PA: 57	
E: 0	LOB: 0	E: 0	LOB: 1	E: 0	LOB: 2	E: 0	LOB: 3	E: 0	LOB: 0	E: 0	LOB: 1	E: 0	LOB: 0	E: 0	LOB: 1	E: 0	LOB: 2	E: 0	LOB: 1	E: 0	LOB: 1	2B: 2	SAC: 0	PB: 0	PA: 57
K: 2	BB: 0	K: 1	BB: 0	K: 2	BB: 1	K: 2	BB: 1	K: 2	BB: 0	K: 1	BB: 0	K: 0	BB: 0	K: 0	BB: 0	K: 2	BB: 1	K: 0	BB: 1	K: 0	BB: 1	3B: 1	DP: 0	SB: 2	PA: 57
S: 7	P: 7	S: 6	P: 6	S: 11	P: 15	S: 4	P: 4	S: 5	P: 9	S: 8	P: 12	S: 7	P: 7	S: 3	P: 3	S: 4	P: 4	S: 8	P: 6	S: 2	P: 6	HR: 1	HBP: 0	CS: 0	PA: 57

PITCHER	IP	WLS	BF	H	R	ER	SO	BB	IBB	HBP	BLK	WP	HR	S	P	ERA	WHIP
Bobby Bolin, R ERA: 3.19 (1, 1)	5.2		29	9	4	4	7	3	0	0	0	0	1	40	52	6.35	2.118
Billy Pierce, L ERA: 4.2 (6, 1)	0.1		1	0	0	0	0	0	0	0	0	0	1	1	0.00	0.000	
Don Larsen, R ERA: 2.75 (7, 1)	2.0		9	2	0	0	3	0	1	0	0	0	14	18	0.00	1.000	
Gaylord Perry, R ERA: 4.25 (9, 1)	2.0		6	0	0	0	0	0	0	0	0	0	6	6	0.00	0.000	
Bob Garibaldi, R ERA: 1.69 (11, 1)	2.1	L	12	3	1	1	2	1	1	0	0	0	14	22	3.86	1.714	

**San Francisco Giants @ Pittsburgh Pirates**  
**Forbes Field, Pittsburgh, PA**  
 Fri Sep 13 1963, 7:05 PM EDT  
 Att. 6,100 - Unknown

AB	51
R	5
H	14
RBI	5
BB	6
SO	12
LOB	22



Batter	1	2	3	4	5	6	7	8	9	AB R H RBI BB SO LOB	TOP	
<b>Harvey Kuenn, R</b> (1, 5) OBP: 0.363, SLG: 0.390 <b>Jim Davenport, R</b> (8, 5) OBP: 0.288, SLG: 0.326	0-0 G4-6-3 1B	0-0 F8		0-0 2-H 1B			0-0 4-3 SH1-4 E 1B	0-0 SF8		4 1 3 2 0 0 1 0 0 0 0 0 0 0	<b>San Francisco Giants @ Pittsburgh Pirates</b> Forbes Field, Pittsburgh, PA Sat Sep 14 1963, 3:33 AM EDT Att. 5,489 - Unknown <a href="http://livebaseballscorecards.com">livebaseballscorecards.com</a>	
<b>Chuck Hiller, L</b> (1, 4) OBP: 0.255, SLG: 0.288	0-0 G4-6-3 1-2f		0-0 E6 1B 1B	0-0 F8			0-0 SH1-4 1-2	0-0 F8		4 0 0 0 0 0 2		
<b>Willie McCovey, L</b> (1, 7) OBP: 0.347, SLG: 0.551 <b>Jesus Alou, R</b> (9, 7) OBP: 0.250, SLG: 0.250	0-3 K		0-0 1B 1-2				0-0 4-3		0-0 F4	5 0 1 0 0 1 1 0 0 0 0 0 0 0		
<b>Willie Mays, R</b> (1, 8) OBP: 0.371, SLG: 0.560		0-0 F8	0-0 1B 1-2 2-3			0-0 G3-6-3 1B	0-0 E6 1B 1B		0-0 F7	5 1 2 0 0 0 0		
<b>Orlando Cepeda, R</b> (1, 3) OBP: 0.360, SLG: 0.550		0-0 E HR 1B	0-0 F9			0-0 G3-6-3 1-2f	0-0 1B 1-3		0-0 F6	5 1 2 0 0 0 3		
<b>Tom Haller, L</b> (1, 2) OBP: 0.339, SLG: 0.444		0-0 E7 1-2 HR	0-0 F8				0-0 K		0-0 1B 1-2	4 1 1 1 0 1 3		
<b>Felipe Alou, R</b> (1, 9) OBP: 0.321, SLG: 0.474		0-0 F8		0-0 S 1B 1B			0-0 F8		0-3 K	4 1 1 0 0 1 4		
<b>Jose Pagan, R</b> (1, 6) OBP: 0.277, SLG: 0.295		0-0 1-H 2-H HR		0-0 F9 1-2			0-0 1B		0-0 WP SF8 2B	4 2 3 3 0 0 1		
<b>Jack Sanford, R</b> (1, 1) OBP: 0.250, SLG: 0.195 <b>Billy Pierce, L</b> (9, 1) OBP: 0.182, SLG: 0.129		0-0 1B		0-3 K			0-0 6-3		0-3 K	4 0 1 0 0 2 3 0 0 0 0 0 0 0		
<b>Inning Stats</b>	R: 0 H: 1 E: 0 LOB: 0 K: 1 BB: 0 S: 5 P: 5	R: 3 H: 3 E: 1 LOB: 1 K: 0 BB: 0 S: 7 P: 7	R: 0 H: 2 E: 1 LOB: 2 K: 0 BB: 0 S: 5 P: 5	R: 1 H: 2 E: 0 LOB: 1 K: 1 BB: 0 S: 7 P: 7	R: 0 H: 1 E: 0 LOB: 0 K: 0 BB: 0 S: 3 P: 3	R: 0 H: 1 E: 0 LOB: 1 K: 1 BB: 0 S: 6 P: 6	R: 2 H: 3 E: 1 LOB: 2 K: 1 BB: 0 S: 9 P: 9	R: 1 H: 1 E: 0 LOB: 0 K: 1 BB: 0 S: 6 P: 6	R: 0 H: 0 E: 0 LOB: 0 K: 0 BB: 0 S: 3 P: 3	1B: 12 SF: 1 2B: 1 SAC: 1 3B: 0 DP: 2 HR: 1 HBP: 0	WP: 1 PA: 41 PB: 0 SB: 1 CS: 0	
<b>PITCHER</b> <b>Don Cardwell, R</b> (1, 1) ERA: 3.07 <b>Tom Butters, R</b> (7, 1) ERA: 3.68	IP WLS BF H R ER SO BB IBB HBP BLK WP HR S P ERA WHIP											<b>PITCHER</b> IP WLS BF H R ER SO BB IBB HBP BLK WP HR S P ERA WHIP

BOTTOM

San Francisco Giants @ Pittsburgh Pirates  
Forbes Field, Pittsburgh, PA

livebaseballscorecards.com

AB	39
R	3
H	12
RBI	3
BB	3
SO	6
LOB	27



WP:	0	PA:	42
PB:	0		
SB:	0		
CS:	0		

ERA	1.04	WHIP	1.731
ERA	0.00	WHIP	0.000

Sat Sep 14 1963, 3:33 AM EDT  
Att. 5,489 - Unknown

AB R H RBI BB SO LOB

4	2	2	0	1	0	2
5	0	2	0	0	1	4
5	0	2	1	0	0	4
3	0	1	1	2	1	4
5	0	1	1	0	2	8
5	0	0	0	0	1	4
4	0	2	0	0	1	0
4	0	1	0	0	0	1
3	0	1	0	0	0	0
0	0	0	0	0	0	0
1	1	0	0	0	0	0

Batter	1	2	3	4	5	6	7	8	9
Gene Alley, R OBP: 0.278, SLG: 0.294 (1, 6)	0-0 E5 4-3		4-0 1B 2B BB	0-0 F9			0-0 FC4-6 1B		0-0 1B 1B
Dick Schofield, S OBP: 0.347, SLG: 0.322 (1, 5)	0-3 K		0-0 2B 1B		0-0 1B 1B		0-0 FC4-6 BB 1-2f		0-0 F8
Willie Stargell, L OBP: 0.277, SLG: 0.405 (1, 7)	0-0 4-3		0-0 1-3 2B		0-0 1-3 1B		0-0 F8		0-0 F8
Bill Virdon, L OBP: 0.323, SLG: 0.385 (1, 8)	4-0 BB		0-3 K		0-0 1-3 1B		4-0 1-2 BB		0-0 1-2 1B 1B
Roberto Clemente, R OBP: 0.365, SLG: 0.484 (1, 9)	0-0 1-3		0-0 4-3		0-3 K		0-3 K		0-0 1-2 2-H 1B
Smoky Burgess, L OBP: 0.333, SLG: 0.398 (1, 2)		0-0 F8		0-0 4-3		0-3 K		0-0 F2	0-0 F4
Donn Clendenon, R OBP: 0.325, SLG: 0.432 (1, 3)		0-0 F3		0-0 1B 1B		0-3 K		0-0 G6-4-3 1B	
Bill Mazerowski, R OBP: 0.291, SLG: 0.358 (1, 4)		0-0 F7		0-0 1-3 1B 1B		0-0 F7		0-0 G6-4-3 1-2f	
Don Cardwell, R OBP: 0.156, SLG: 0.085 (1, 1)			0-0 5-3		0-0 1-2 1B		0-0 F2		0-0 E4 1B 1B
Tom Butters, R (7, 1)									
Manny Mota, R OBP: 0.315, SLG: 0.325 (9, PH)									

Inning Stats	R: 0	H: 0	E: 1	K: 1	S: 6	R: 0	H: 0	E: 0	K: 0	S: 3	R: 1	H: 2	E: 0	K: 1	S: 7	R: 0	H: 3	E: 0	K: 0	S: 5	R: 0	H: 2	E: 0	K: 2	S: 9	R: 0	H: 0	E: 0	K: 1	S: 5	R: 0	H: 1	E: 0	K: 1	S: 6	R: 0	H: 1	E: 0	K: 0	S: 3	R: 2	H: 3	E: 1	K: 0	S: 7	1B: 11	SF: 0	2B: 1	3B: 0	HR: 0	WP: 0	PA: 42
--------------	------	------	------	------	------	------	------	------	------	------	------	------	------	------	------	------	------	------	------	------	------	------	------	------	------	------	------	------	------	------	------	------	------	------	------	------	------	------	------	------	------	------	------	------	------	--------	-------	-------	-------	-------	-------	--------

PITCHER	IP	WLS	BF	H	R	ER	SO	BB	IBB	HBP	BLK	WP	HR	S	P	ERA	WHIP
Jack Sanford, R ERA: 3.58 (1, 1)	8.2	W	41	12	3	1	6	3	0	0	0	0	0	50	62	1.04	1.731
Billy Pierce, L ERA: 4.18 (9, 1)	0.1	S	1	0	0	0	0	0	0	0	0	0	0	1	1	0.00	0.000

Batter	1	2	3	4	5	6	7	8	9	AB R H RBI BB SO LOB	TOP			
<b>Felipe Alou, R</b> OBP: 0.321, SLG: 0.471 (1, 9) (7, 7) (8, 8)	0-3 K 1B HR	0-0 E5 CS			0-0 F8		4-0 1B E BB	0-0 1B 1B 2-H	0-0 6-3	5 3 1 1 1 1 1				
<b>Chuck Hiller, L</b> OBP: 0.261, SLG: 0.294 (1, 4)	0-0 1-2 HR 1B	0-0 CS	0-0 4-3		0-0 4-3		0-0 1-3 E 1B	0-0 1-3 E 1B	0-0 2-H 1B	6 3 4 1 0 0 0				
<b>Willie McCovey, L</b> OBP: 0.348, SLG: 0.551 <b>Jesus Alou, R</b> OBP: 0.214, SLG: 0.214 (1, 7) (7, 9)	0-0 F7		0-0 G6-3 1B			0-0 F9	0-0 E8 1B 1B 1-H	0-0 F5	0-0 6-3	4 1 2 1 0 0 2 2 0 0 0 0 0 3				
<b>Willie Mays, R</b> OBP: 0.373, SLG: 0.565 <b>Matty Alou, L</b> OBP: 0.173, SLG: 0.153 (1, 8) (8, 7)	0-0 1-H 2-H HR		0-0 G6-3			0-0 F9	4-0 1B 1B IBB 3-H	0-0 1B 1B 1B 1-3 3-H		4 3 2 4 1 0 1 0 0 0 0 0 0 0				
<b>Orlando Cepeda, R</b> OBP: 0.363, SLG: 0.556 <b>Norm Larker, L</b> OBP: 0.293, SLG: 0.225 (1, 3) (8, 3)	0-0 S 2B			0-0 F7		0-0 BB 2B	0-0 1-3 1B 1B S	0-0 1B 1B 1B 1-3		5 1 4 1 0 0 0 0 0 0 0 0 0 0				
<b>Ed Bailey, L</b> OBP: 0.367, SLG: 0.477 (1, 2)	4-0 G6-4-3 2-3 BB			0-0 4-3		4-0 BB IBB	0-0 1-H 3-H CS 1B	0-0 1-3 3-H 1B		3 0 2 3 2 0 0				
<b>Jim Davenport, R</b> OBP: 0.289, SLG: 0.326 (1, 5)	0-0 G6-4-3 1-2f			0-0 1B		4-0 1-2 2-3 BB	0-3 K	0-0 6-3		4 0 1 0 1 1 5				
<b>Jose Pagan, R</b> OBP: 0.278, SLG: 0.296 (1, 6)		0-0 F9		0-0 F6		0-0 5-3		0-0 1B 1B 4-3	0-0 SH5-3 1B	5 2 2 0 0 0 4				
<b>Billy O'Dell, S</b> OBP: 0.221, SLG: 0.219 (1, 1)		0-3 K			0-3 K		0-3 K	0-0 4-3	0-0 SH5-3	4 0 0 0 0 3 1				
<b>Inning Stats</b>	R: 3 E: 0 K: 1 S: 8 H: 3 LOB: 1 BB: 1 P: 12	R: 0 E: 1 K: 1 S: 5 H: 0 LOB: 0 BB: 0 P: 5	R: 0 E: 0 K: 0 S: 3 H: 1 LOB: 0 BB: 0 P: 3	R: 0 E: 0 K: 0 S: 4 H: 1 LOB: 1 BB: 0 P: 4	R: 0 E: 0 K: 1 S: 5 H: 0 LOB: 0 BB: 0 P: 5	R: 0 E: 0 K: 0 S: 4 H: 1 LOB: 3 BB: 2 P: 12	R: 5 E: 1 K: 2 S: 10 H: 4 LOB: 1 BB: 2 P: 18	R: 4 E: 1 K: 0 S: 9 H: 6 LOB: 2 BB: 0 P: 9	R: 1 E: 0 K: 0 S: 5 H: 2 LOB: 1 BB: 0 P: 5	1B: 15 2B: 3 3B: 0 HR: 1 SF: 0 SAC: 1 DP: 3 HBP: 0	WP: 0 PB: 1 SB: 2 CS: 2 PA: 49			
<b>PITCHER</b>	IP WLS BF H R ER SO BB IBB HBP BLK WP HR S P ERA WHIP												<b>PITCHER</b>	IP WLS BF H R ER SO BB IBB HBP BLK WP HR S P ERA WHIP
<b>Don Schwall, R</b> ERA: 3.4 (1, 1)	6.1 L 30 8 6 5 4 3 1 0 0 0 0 1 34 50 7.11 1.737													
<b>Earl Francis, R</b> ERA: 4.53 (7, 1)	0.2 4 2 2 2 1 0 1 0 0 0 0 0 5 9 27.00 3.000													
<b>Roy Face, R</b> ERA: 3.16 (8, 1)	0.2 8 6 4 4 0 0 0 0 0 0 0 0 8 8 54.00 9.000													
<b>Tom Butters, R</b> ERA: 4.15 (8, 1)	1.1 6 2 1 1 0 0 0 0 0 0 0 0 6 6 6.75 1.500													

**San Francisco Giants @ Pittsburgh Pirates**  
**Forbes Field, Pittsburgh, PA**  
Sun Sep 15 1963, 3:33 AM EDT  
Att: 18,916 - Unknown

<b>AB</b>	42
<b>R</b>	13
<b>H</b>	18
<b>RBI</b>	11
<b>BB</b>	5
<b>SO</b>	5
<b>LOB</b>	17



Batter	1	2	3	4	5	6	7	8	9	AB R H RBI BB SO LOB
Gene Alley, R OBP: 0.304, SLG: 0.286 (1, 6)	0-0 1-3		0-0 FC6-4 1B		0-3 K		4-0 BB		0-0 G6-4-3 1-2f	4 0 1 0 1 1 2
Manny Mota, R OBP: 0.320, SLG: 0.347 (1, 8)	0-0 1B		0-0 FC6-4 1-2f		0-0 1B 3B		0-0 G3			4 1 2 1 0 0 2
Willie Stargell, L OBP: 0.280, SLG: 0.407 (1, 7)	0-0 F9			0-0 4-3 WP 1B	0-0 1B			0-3 K		4 1 2 1 0 1 1
Roberto Clemente, R OBP: 0.363, SLG: 0.481 (1, 9)	0-0 G3			0-0 4-3 1-3	0-0 6-3			0-0 6-3		4 0 0 0 0 0 3
Donn Clendenon, R OBP: 0.323, SLG: 0.429 (1, 3)		0-0 F9		0-0 F3		0-0 P3		0-0 6-3		4 0 0 0 0 0 1
Smoky Burgess, L OBP: 0.332, SLG: 0.395 (1, 2)		0-0 4-3		0-0 1B		0-0 4-3		0-0 E3 1B		4 1 1 1 0 0 0
Bob Bailey, R OBP: 0.298, SLG: 0.320 (1, 5)		0-0 F7		0-0 F8		0-0 F4		0-0 E9 1B		4 1 0 0 0 0 2
Bill Mazeroski, R OBP: 0.291, SLG: 0.357 (1, 4)			0-0 F3		0-0 5-3		0-0 6-3	0-0 G6-4-3 1B		4 0 1 2 0 0 0
Don Schwall, R OBP: 0.180, SLG: 0.167 (1, 1)			0-0 5-3		0-0 3B 1B		0-0 G3	0-3 K		2 1 1 0 0 0 0
Earl Francis, K OBP: 0.333, SLG: 0.458 (7, 1)										0 0 0 0 0 0 0
Ted Savage, R OBP: 0.275, SLG: 0.341 (7, PH)										1 0 0 0 0 0 0
Roy Face, R OBP: 0.250, SLG: 0.250 (8, 1)										0 0 0 0 0 0 0
Tom Butters, R OBP: 0.250, SLG: 0.250 (8, 1)										0 0 0 0 0 0 0
Jerry Lynch, L OBP: 0.332, SLG: 0.467 (9, PH)										1 0 0 0 0 1 1

Inning Stats	R: 0 E: 0 K: 0 S: 4	H: 1 LOB: 1 BB: 0 P: 4	R: 0 E: 0 K: 0 S: 3	H: 0 LOB: 0 BB: 3 P: 3	R: 0 E: 0 K: 0 S: 4	H: 1 LOB: 1 BB: 0 P: 4	R: 1 E: 0 K: 0 S: 5	H: 2 LOB: 1 BB: 0 P: 5	R: 2 E: 0 K: 1 S: 8	H: 3 LOB: 1 BB: 0 P: 8	R: 0 E: 0 K: 0 S: 3	H: 0 LOB: 0 BB: 0 P: 3	R: 0 E: 0 K: 0 S: 3	H: 0 LOB: 1 BB: 1 P: 7	R: 0 E: 0 K: 1 S: 5	H: 0 LOB: 0 BB: 0 P: 5	R: 2 E: 2 K: 1 S: 7	H: 1 LOB: 0 BB: 0 P: 7	1B: 7 2B: 0 3B: 1 HR: 0	SF: 0 SAC: 0 DP: 1 HBP: 0


PITCHER	IP	WLS	BF	H	R	ER	SO	BB	IBB	HBP	BLK	WP	HR	S	P	ERA	WHIP	PITCHER	IP	WLS	BF	H	R	ER	SO	BB	IBB	HBP	BLK	WP	HR	S	P	ERA	WHIP	
Billy O'Dell, L ERA: 3.03 (1, 1)	9.0	W	37	8	5	3	3	1	0	0	0	1	0	42	46	3.00	1.000																			

**BOTTOM**

**San Francisco Giants @ Pittsburgh Pirates**  
Forbes Field, Pittsburgh, PA

Sun Sep 15 1963, 3:33 AM EDT  
Att. 18,916 - Unknown

AB	36
R	5
H	8
RBI	5
BB	1
SO	3
LOB	12



WP: 1	PA: 37
PB: 0	
SB: 0	
CS: 0	

Batter	1	2	3	4	5	6	7	8	9	AB R H RBI BB SO LOB	TOP											
Harvey Kuenn, R (1, 5) OBP: 0.363, SLG: 0.389 Jim Davenport, R (9, 5) OBP: 0.289, SLG: 0.326	0-0 SH5-3 1B SF7 1B		0-0 4-3 1B 1B	4-0 3B BB		0-0 F4			0-3 K	4 2 1 0 1 1 0 0 0 0 0 0 0 0												
Chuck Hiller, L (1, 4) OBP: 0.263, SLG: 0.299	0-0 SH5-3 1-2		4-0 1B 1B BB	0-0 3B 1-H		0-0 L8			0-3 K	3 1 1 1 1 1 0												
Willie McCovey, L (1, 7) OBP: 0.349, SLG: 0.550	0-0 2-3 1B		0-0 1B 1-3 1B	0-0 F9		0-3 K				4 0 2 0 0 1 1												
Willie Mays, R (1, 8) OBP: 0.372, SLG: 0.564	0-0 SF7 3-H		0-3 K		0-0 L8		0-0 FC5-4 1B			3 0 1 1 0 1 2												
Orlando Cepeda, R (1, 3) OBP: 0.364, SLG: 0.561	0-0 L8		0-0 1-3 3-H 1B		0-0 HR		0-0 FC5-4 1-2f			4 1 2 2 0 0 2												
Ed Bailey, L (1, 2) OBP: 0.366, SLG: 0.472		0-0 L8	4-0 IBB		0-0 F2		0-0 L8			3 0 0 0 1 0 0												
Felipe Alou, R (1, 9) OBP: 0.319, SLG: 0.467		0-3 K	0-0 L8		0-0 5-3		0-3 K			4 0 0 0 0 2 3												
Jose Pagan, R (1, 6) OBP: 0.276, SLG: 0.294		0-0 E6		0-0 5-3		0-3 K		0-0 L8		4 0 0 0 0 1 0												
Juan Marichal, R (1, 1) OBP: 0.178, SLG: 0.202		0-0 5-3		0-3 K		0-3 K		0-0 6-3		4 0 0 0 0 2 1												
<b>Inning Stats</b>	R: 1 E: 0 K: 0 S: 5	H: 2 LOB: 1 BB: 0 P: 5	R: 0 E: 1 K: 1 S: 6	H: 0 LOB: 1 BB: 0 P: 6	R: 1 E: 0 K: 1 S: 7	H: 2 LOB: 3 BB: 2 P: 15	R: 1 E: 0 K: 1 S: 6	H: 1 LOB: 1 BB: 1 P: 10	R: 1 E: 0 K: 0 S: 4	H: 1 LOB: 0 BB: 0 P: 4	R: 0 E: 0 K: 2 S: 7	H: 0 LOB: 0 BB: 0 P: 7	R: 0 E: 0 K: 1 S: 6	H: 1 LOB: 1 BB: 0 P: 6	R: 0 E: 0 K: 1 S: 5	H: 0 LOB: 0 BB: 0 P: 5	R: 0 E: 0 K: 2 S: 7	H: 0 LOB: 0 BB: 0 P: 7	1B: 5 2B: 0 3B: 1 HR: 1	SF: 1 SAC: 1 DP: 0 HBP: 0	WP: 0 PB: 0 SB: 0 CS: 0	PA: 38
<b>PITCHER</b>	IP WLS BF H R ER SO BB IBB HBP BLK WP HR S P ERA WHIP																					
Tony Cloninger, R (1, 1) ERA: 3.88	5.0 L 25 6 4 4 3 2 1 0 0 0 1 28 40 7.20 1.600																					
Bob Shaw, R (6, 1) ERA: 2.71	2.0 7 1 0 0 3 0 0 0 0 0 0 13 13 0.00 0.500																					
Bobby Tiefenauer, R (8, 1) ERA: 1.27	2.0 6 0 0 0 3 0 0 0 0 0 0 12 12 0.00 0.000																					

San Francisco Giants @ Milwaukee Braves  
Milwaukee County Stadium, Milwaukee, WI

Mon Sep 16 1963, 8:05 PM EDT  
Att. 5,437 - Unknown

AB	33
R	4
H	7
RBI	4
BB	3
SO	9
LOB	9



livebaseballscorecards.com



Batter	1	2	3	4	5	6	7	8	9	AB	R	H	RBI	BB	SO	LOB	TOP										
Harvey Kuenn, R (1, 5) OBP: 0.362, SLG: 0.386 Jesus Alou, R (7, PR) OBP: 0.267, SLG: 0.333 (7, 7) (9, 9)	0-3 K	0-0 1-3		0-0 6-3			4-0 1B 1B BB	0-0 2B		3	0	0	0	1	1	0											
Willie McCovey, L (1, 7) OBP: 0.350, SLG: 0.549 Ernie Bowman, R (7, PR) OBP: 0.184, SLG: 0.211 (7, 4)	4-0 1B SF9 BB		0-0 F5		0-3 K		0-0 1B G4-6-3 1B	0-0 6-3		3	1	1	0	1	1	0											
Orlando Cepeda, R (1, 3) OBP: 0.366, SLG: 0.567 Norm Larker, L (9, 3) OBP: 0.293, SLG: 0.225	0-0 SF9 1B 1B		0-0 HR		0-3 K		0-0 G4-6-3 1B		0-0 1-3	5	2	3	2	0	1	0											
Willie Mays, R (1, 8) OBP: 0.370, SLG: 0.562 Matty Alou, L (9, 7) OBP: 0.173, SLG: 0.153	0-0 SF9 1-2 3-H		0-0 F6		0-0 6-3		0-0 G4-6-3 1-2f 3-H		0-0 2B	4	1	1	1	0	0	1											
Felipe Alou, R (1, 9) OBP: 0.321, SLG: 0.476 (9, 8)	0-0 BB 2-H 1B		0-0 HR		0-0 L8		0-3 K		0-0 1B 2B	5	1	3	3	0	1	1											
Jim Davenport, R (1, 4) OBP: 0.297, SLG: 0.332 (7, 5)	4-0 1-2 BB		0-0 1B		0-0 HR 1B		0-0 2B 1B		0-0 2-3 1B	4	2	4	0	1	0	0											
Jose Pagan, R (1, 6) OBP: 0.275, SLG: 0.299	0-3 K		0-0 G3		0-0 L8		0-0 HR 1B		0-3 K	5	1	1	2	0	3	6											
Tom Haller, L (1, 2) OBP: 0.336, SLG: 0.443		0-3 K		0-0 L8		0-0 L8		0-0 2B 2B	0-3 K	5	1	1	0	0	2	2											
Bobby Bolin, R (1, 1) OBP: 0.231, SLG: 0.229		0-0 F4		0-3 K		0-3 K		0-3 K		4	0	0	0	0	3	2											
<b>Inning Stats</b>	R: 2 E: 0 K: 2 S: 9	H: 2 LOB: 2 BB: 2 P: 17	R: 0 E: 0 K: 1 S: 5	H: 0 LOB: 0 BB: 0 P: 5	R: 2 E: 0 K: 0 S: 6	H: 3 LOB: 1 BB: 0 P: 6	R: 0 E: 0 K: 1 S: 5	H: 0 LOB: 0 BB: 0 P: 5	R: 0 E: 0 K: 2 S: 7	H: 0 LOB: 0 BB: 0 P: 7	R: 2 E: 0 K: 1 S: 7	H: 2 LOB: 0 BB: 0 P: 7	R: 2 E: 0 K: 1 S: 6	H: 2 LOB: 1 BB: 1 P: 10	R: 2 E: 0 K: 2 S: 10	H: 3 LOB: 1 BB: 0 P: 10	R: 1 E: 0 K: 2 S: 10	H: 3 LOB: 2 BB: 0 P: 10	1B: 9 2B: 3 3B: 0 HR: 3	SF: 1 SAC: 0 DP: 1 HBP: 0	WP: 0 PB: 0 SB: 0 CS: 0	PA: 44					
<b>PITCHER</b>	IP	WLS	BF	H	R	ER	SO	BB	IBB	HBP	BLK	WP	HR	S	P	ERA	WHIP										
Warren Spahn, L (1, 1) ERA: 2.71	3.0	L	16	5	4	4	3	2	0	0	0	0	2	20	28	12.00	2.333										
Hank Fischer, R (4, 1) ERA: 4.96	2.0		6	0	0	0	3	0	0	0	0	0	0	12	12	0.00	0.000										
Claude Raymond, R (6, 1) ERA: 5.4	1.0		8	4	4	4	1	1	0	0	0	0	1	9	13	36.00	5.000										
Ron Piche, R (7, 1) ERA: 3.46	1.0		2	0	0	0	1	0	0	0	0	0	0	4	4	0.00	0.000										
Wade Blasingame, L (8, 1) ERA: 13.5	2.0		12	6	3	3	4	0	0	0	0	0	0	20	20	13.50	3.000										

San Francisco Giants @ Milwaukee Braves  
Milwaukee County Stadium, Milwaukee, WI

Tue Sep 17 1963, 8:05 PM EDT  
Att: 33,676 - Unknown

AB	40
R	11
H	15
RBI	10
BB	3
SO	12
LOB	13







Batter	1	2	3	4	5	6	7	8	9	AB R H RBI BB SO LOB	TOP																								
Felipe Alou, R (1, 9) OBP: 0.322, SLG: 0.477	0-0 F4		0-0 F7			0-0 2B 1B		0-0 L8	0-0 2B	5 1 2 1 0 0 0																									
Chuck Hiller, L (1, 4) OBP: 0.260, SLG: 0.296	0-3 K2-3			0-0 6-3		0-0 P1		0-0 L8	0-0 4-3	5 0 0 0 0 1 3																									
Willie McCovey, L (1, 7) OBP: 0.349, SLG: 0.546	0-0 F3			0-3 K		0-3 K		4-0 1B BB		3 0 0 0 1 2 1																									
Willie Mays, R (1, 8) OBP: 0.373, SLG: 0.570		0-0 HR		0-0 6-3		0-0 2B		0-0 1B		4 1 3 2 0 0 0																									
Orlando Cepeda, R (1, 3) OBP: 0.367, SLG: 0.568		0-0 5-3			0-0 SH 2B	4-0 IBB		0-0 F3		3 1 1 0 1 0 2																									
Tom Haller, L (1, 2) OBP: 0.332, SLG: 0.437		0-0 4-3		0-0 4-3		0-3 K		0-0 F4		4 0 0 0 0 1 3																									
Jim Davenport, R (1, 5) OBP: 0.287, SLG: 0.330		0-0 F7		0-0 SH		0-0 6-3		4-0 1B 2B BB		2 1 0 1 1 0 0																									
Jose Pagan, R (1, 6) OBP: 0.275, SLG: 0.300			0-3 K		0-0 SH 1B		0-0 F3	0-0 2B 1B		3 0 1 0 0 1 0																									
Matty Alou, L (9, PH) OBP: 0.184, SLG: 0.164					0-0 FC6-4 1B		0-0 F3	0-0 2B 1B		1 0 1 0 0 0 0																									
Jack Sanford, R (1, 1) OBP: 0.245, SLG: 0.191			0-3 K		0-0 FC6-4		0-0 1-3	0-0 F6		2 0 0 0 0 1 1																									
Norm Larker, L (7, PH) OBP: 0.292, SLG: 0.224										1 0 0 0 0 0 0																									
Jim Duffalo, R (7, 1) OBP: 0.119, SLG: 0.118										0 0 0 0 0 0 0																									
Billy O'Dell, S (7, 1) OBP: 0.221, SLG: 0.219										0 0 0 0 0 0 0																									
Bob Garibaldi, L (8, 1)										0 0 0 0 0 0 0																									
Ed Bailey, L (9, PH) OBP: 0.365, SLG: 0.471										1 0 0 0 0 0 2																									
<b>Inning Stats</b>	R: 0 E: 0 K: 1 S: 5	H: 0 LOB: 0 BB: 0 P: 5	R: 1 E: 0 K: 0 S: 4	H: 1 LOB: 0 BB: 0 P: 4	R: 0 E: 0 K: 2 S: 7	H: 0 LOB: 0 BB: 0 P: 7	R: 0 E: 0 K: 1 S: 5	H: 0 LOB: 0 BB: 0 P: 5	R: 1 E: 0 K: 2 S: 9	H: 2 LOB: 1 BB: 0 P: 13	R: 0 E: 0 K: 0 S: 3	H: 0 LOB: 0 BB: 0 P: 3	R: 0 E: 0 K: 0 S: 4	H: 1 LOB: 2 BB: 1 P: 8	R: 1 E: 0 K: 0 S: 5	H: 2 LOB: 2 BB: 1 P: 9	1B: 4 2B: 3 3B: 0 HR: 1	SF: 0 SAC: 1 DP: 0 HBP: 0	WP: 0 PB: 0 SB: 0 CS: 0	PA: 38															
<b>PITCHER</b>	IP WLS BF H R ER SO BB IBB HBP BLK WP HR S P ERA WHIP																																		
Bob Sadowski, R (1, 1) ERA: 2.4	7.0	27	5	3	3	6	0	1	0	0	0	1	38	42	3.86	0.714																			
Bob Shaw, R (8, 1) ERA: 2.73	2.0	W	11	3	1	1	0	2	0	0	0	0	9	17	4.50	2.500																			

San Francisco Giants @ Milwaukee Braves  
Milwaukee County Stadium, Milwaukee, WI

Wed Sep 18 1963, 4:33 AM EDT  
Att. 3,865 - Unknown

AB	34
R	4
H	8
RBI	4
BB	3
SO	6
LOB	12



Batter	1	2	3	4	5	6	7	8	9
Ty Cline, L OBP: 0.284, SLG: 0.248 (1, 8)	0-0 L4-3		0-0 L1-3		0-0 1B		0-0 FC3-4-6 2B	0-0 1B	
Len Gabrielson, L OBP: 0.250, SLG: 0.321 (1, 7) Bob Shaw, R OBP: 0.200, SLG: 0.122 (8, 1)	0-0 1B		0-0 F8		0-0 F5		0-0 3-1	0-3 K	
Hank Aaron, R OBP: 0.393, SLG: 0.589 (1, 9)	0-0 1B		0-0 6-3			0-3 K	0-0 2B		
Eddie Mathews, L OBP: 0.401, SLG: 0.447 (1, 5)	0-0 E4			0-0 4-3		0-0 1B	0-0 G3		
Joe Torre, R OBP: 0.354, SLG: 0.434 (1, 2) Woody Woodward, R (8, PR) Tommy Aaron, R OBP: 0.262, SLG: 0.295 (9, 7)	0-0 4-3-1-6-4			0-0 3-1		0-0 1B		0-0 BB	
Gene Oliver, R OBP: 0.323, SLG: 0.434 (1, 3)		0-3 K		0-0 F4		0-0 F8		0-3 K	
Denis Menke, R OBP: 0.291, SLG: 0.350 (1, 4)		0-0 G3			0-3 K	0-0 F8		4-0 2B	
Roy McMillan, R OBP: 0.295, SLG: 0.331 (1, 6)		0-0 FC4			4-0 1B		0-0 FC3-4-6	0-0 1B	
Bob Sadowski, R OBP: 0.086, SLG: 0.059 (1, 1) Don Dillard, L (7, PH) Del Crandall, R (8, PH)	0-0 FC4				0-3 K		0-0 FC3-4-6	4-0 1B	

AB	R	H	RBI	BB	SO	LOB
5	1	2	1	0	0	2
4	1	1	1	0	0	3
1	0	0	0	0	1	2
4	0	2	1	0	1	0
4	0	1	1	0	0	2
4	0	2	0	0	0	2
0	1	0	0	0	0	0
0	0	0	0	0	0	0
4	0	0	0	0	2	3
3	1	0	0	1	1	2
3	2	3	2	1	0	0
2	0	0	0	0	1	2
1	0	1	0	0	0	0
0	0	0	0	1	0	0

AB	R	H	RBI	BB	SO	LOB
35	6	12	6	3	6	18

Inning Stats	R	H	E	K	S	P	IP	WLS	BF	H	R	ER	SO	BB	IBB	HBP	BLK	WP	HR	S	P	ERA	WHIP
Jack Sanford, R ERA: 3.53 (1, 1)	1	2	1	1	5	36	6.0		25	6	1	1	4	1	0	0	0	0	0	32	36	1.50	1.167
Jim Duffalo, R ERA: 3.07 (7, 1)	0	0	0	0	0	5	0.2	5	3	2	2	0	0	0	0	0	0	0	0	5	5	27.00	4.500
Billy O'Dell, L ERA: 3.15 (7, 1)	0	0	0	0	0	7	0.2	7	3	3	3	1	1	1	0	0	0	0	0	7	15	40.50	6.000
Bob Garibaldi, R ERA: 1.5 (8, 1)	0	0	0	0	0	3	0.2	1	0	0	0	0	1	0	0	0	0	0	0	3	3	0.00	0.000

WP	PA	ERA	WHIP
0	38		

**San Francisco Giants @ Milwaukee Braves**  
**Milwaukee County Stadium, Milwaukee, WI**  
 Wed Sep 18 1963, 4:33 AM EDT  
 Att. 3,865 - Unknown

livebaseballscores.com



Batter	1	2	3	4	5	6	7	8	9	AB R H RBI BB SO LOB	TOP									
Ed Kranepool, L (1, 9) OBP: 0.251, SLG: 0.281	0-3 K		0-0 F7		0-0 F8			0-0 6-3		4 0 0 0 0 1 2										
Pumpsie Green, S (1, 5) OBP: 0.451, SLG: 0.450	0-0 6-3		0-0 5-3			0-3 K		0-0 HR 1B		4 1 1 0 0 1 0										
Ron Hunt, R (1, 4) OBP: 0.335, SLG: 0.393	0-0 6-3			0-0 F9		0-0 F6		0-0 HR		4 1 1 2 0 0 0										
Tim Harkness, L (1, 3) OBP: 0.291, SLG: 0.336		0-0 6-3		0-3 K		0-0 F6		0-0 6-3		4 0 0 0 0 1 0										
Frank Thomas, R (1, 7) OBP: 0.317, SLG: 0.398		0-0 1B		0-0 F9			0-0 F2	0-0 F3		4 0 1 0 0 0 0										
Duke Carmel, L (1, 8) OBP: 0.320, SLG: 0.348		0-0 1B			0-3 K		0-0 F8		0-0 6-3	4 0 1 0 0 1 0										
Chris Cannizzaro, R (1, 2) OBP: 0.286, SLG: 0.286		0-3 K			0-0 1B		0-0 E5 2B	0-3 K		4 1 1 0 0 2 2										
Al Moran, R (1, 6) OBP: 0.271, SLG: 0.225		0-0 6-3			0-0 1B		0-0 1B	0-0 1B		2 0 1 0 0 0 2										
Joe Hicks, L (7, PH) OBP: 0.296, SLG: 0.413					1-2 1B		1-H 2B			1 0 1 1 0 0 0										
Chico Fernandez, R (7, 6) OBP: 0.250, SLG: 0.244					0-0 1B			0-0 1B		1 0 1 0 0 0 0										
Carl Willey, R (1, 1) OBP: 0.130, SLG: 0.154			0-0 5-3			0-0 F2		0-3 K	0-0 G3	2 0 0 0 0 0 2										
Jesse Gonder, L (7, PH) OBP: 0.327, SLG: 0.459										1 0 0 0 0 1 1										
Galen Cisco, R (7, 1) OBP: 0.209, SLG: 0.158										0 0 0 0 0 0 0										
Duke Snider, L (9, PH) OBP: 0.349, SLG: 0.407										1 0 0 0 0 0 1										
<b>Inning Stats</b>	R: 0 E: 0 K: 1 S: 5	H: 0 LOB: 0 BB: 0 P: 5	R: 0 E: 0 K: 1 S: 7	H: 2 LOB: 2 BB: 0 P: 7	R: 0 E: 0 K: 0 S: 3	H: 0 LOB: 0 BB: 0 P: 3	R: 0 E: 0 K: 1 S: 5	H: 0 LOB: 0 BB: 0 P: 5	R: 0 E: 0 K: 1 S: 7	H: 2 LOB: 2 BB: 0 P: 7	R: 1 E: 1 K: 1 S: 7	H: 1 LOB: 1 BB: 0 P: 7	R: 2 E: 0 K: 0 S: 5	H: 2 LOB: 0 BB: 0 P: 5	R: 0 E: 0 K: 1 S: 6	H: 1 LOB: 1 BB: 0 P: 6	1B: 6 2B: 1 3B: 0 HR: 1	SF: 0 SAC: 0 DP: 0 HBP: 0	WP: 0 PB: 0 SB: 0 CS: 0	PA: 36
<b>PITCHER</b> Juan Marichal, R (1, 1) ERA: 2.4	IP: 9.0 WLS: W BF: 36 H: 8 R: 3 ER: 2 SO: 7 BB: 0 IBB: 0 HBP: 0 BLK: 0 WP: 0 HR: 1 S: 50 P: 50 ERA: 2.00 WHIP: 0.889																			

**New York Mets @ San Francisco Giants**  
 Candlestick Park, San Francisco, CA  
 Fri Sep 20 1963, 10:05 PM EDT  
 Att. 9,326 - Unknown

livebaseballscorecards.com

**AB** 36  
**R** 3  
**H** 8  
**RBI** 3  
**BB** 0  
**SO** 7  
**LOB** 10



Batter	1	2	3	4	5	6	7	8	9
Harvey Kuenn, R (1, 5) OBP: 0.359, SLG: 0.382 Jesus Alou, R (9, 7) OBP: 0.267, SLG: 0.333	0-0 F8		0-0 F9		0-0 F8		0-3 K		
Willie McCovey, L (1, 7) OBP: 0.350, SLG: 0.557 Ernie Bowman, R (9, 4) OBP: 0.184, SLG: 0.211	0-3 K		0-0 HR			0-0 HR		0-3 K	
Orlando Cepeda, R (1, 3) OBP: 0.366, SLG: 0.571	0-3 K		0-0 F8			0-0 HR		0-0 F7	
Willie Mays, R (1, 8) OBP: 0.375, SLG: 0.573		0-0 HR		0-0 E6		0-0 F2		0-0 BB	
Ed Bailey, L (1, 2) OBP: 0.366, SLG: 0.479		0-0 HR		0-0 F7		0-0 F7		4-0 BB	
Felipe Alou, R (1, 9) OBP: 0.322, SLG: 0.476		0-0 F3		0-0 FC6-4		0-0 F2		0-0 BB	
Jim Davenport, R (1, 4) OBP: 0.295, SLG: 0.327		0-0 5-3		0-0 5-3		0-0 F3		0-0 4-3	
Jose Pagan, R (1, 6) OBP: 0.274, SLG: 0.298		0-0 6-3			0-0 F9		0-0 5-3		
Juan Marichal, R (1, 1) OBP: 0.182, SLG: 0.206			0-0 F8			0-0 CS		0-0 1-3	

AB	R	H	RBI	BB	SO	LOB
4	0	0	0	0	1	1
0	0	0	0	0	0	0
4	2	2	2	0	2	0
0	0	0	0	0	0	0
4	1	1	1	0	1	0
4	2	3	0	0	0	0
3	1	1	2	1	0	2
4	0	1	1	0	0	2
4	0	0	0	0	0	4
3	0	0	0	0	0	0
3	0	1	0	0	0	0


**BOTTOM**

**New York Mets @ San Francisco Giants**  
Candlestick Park, San Francisco, CA

Fri Sep 20 1963, 10:05 PM EDT  
Att. 9,326 - Unknown

<b>AB</b>	<b>33</b>
<b>R</b>	<b>6</b>
<b>H</b>	<b>9</b>
<b>RBI</b>	<b>6</b>
<b>BB</b>	<b>1</b>
<b>SO</b>	<b>4</b>
<b>LOB</b>	<b>9</b>

livebaseballscorecards.com



Inning Stats	R: 0	H: 0	E: 0	K: 2	S: 7	LOB: 0	BB: 0	P: 7
R: 2	H: 2	E: 0	K: 0	S: 5	LOB: 0	BB: 0	P: 5	
R: 1	H: 1	E: 0	K: 0	S: 4	LOB: 0	BB: 0	P: 4	
R: 0	H: 0	E: 1	K: 0	S: 4	LOB: 1	BB: 0	P: 4	
R: 0	H: 1	E: 0	K: 0	S: 3	LOB: 0	BB: 0	P: 3	
R: 2	H: 3	E: 0	K: 0	S: 6	LOB: 1	BB: 0	P: 6	
R: 0	H: 0	E: 0	K: 1	S: 5	LOB: 0	BB: 0	P: 5	
R: 1	H: 2	E: 0	K: 1	S: 7	LOB: 2	BB: 1	P: 11	

1B: 4	SF: 0	WP: 0	PA: 34
2B: 1	SAC: 0	PB: 0	
3B: 0	DP: 0	SB: 0	
HR: 4	HBP: 0	CS: 1	

PITCHER	IP	WLS	BF	H	R	ER	SO	BB	IBB	HBP	BLK	WP	HR	S	P	ERA	WHIP
Carl Willey, R (1, 1) ERA: 3.07	6.0	L	25	7	5	5	2	0	0	0	0	0	4	29	29	7.50	1.167
Galen Cisco, R (7, 1) ERA: 4.13	2.0		9	2	1	1	2	1	0	0	0	0	0	12	16	4.50	1.500

Batter	1	2	3	4	5	6	7	8	9	AB R H RBI BB SO LOB	TOP											
Joe Christopher, R (1, 9) OBP: 0.307, SLG: 0.307 Rod Kanehl, R (8, 9) OBP: 0.265, SLG: 0.286	0-0 1B 2B	0-0 F6		4-0 3B BB			0-0 F9		0-0 F9	3 2 1 0 1 0 1 1 0 0 0 0 0 0												
Dick Smith, R (1, 8) OBP: 0.306, SLG: 0.281	0-0 1-3		0-0 1-3				0-0 1-3			4 0 1 3 0 0 1												
Ron Hunt, R (1, 4) OBP: 0.336, SLG: 0.394	0-0 2-H 1B		0-0 6-3				0-0 F8 FC6-4 1B			4 0 2 1 0 0 1												
Frank Thomas, R (1, 3) OBP: 0.314, SLG: 0.394 Tim Harkness, L (8, 3) OBP: 0.291, SLG: 0.336	0-0 F7		0-0 F7				0-0 F8 FC6-4 1-2f			4 0 0 0 0 0 2 0 0 0 0 0 0 0												
Jim Hickman, R (1, 7) OBP: 0.291, SLG: 0.398	4-0 BB			0-0 6-3			0-0 CS BB		0-0 6-3	2 0 0 0 2 0 0												
Chico Fernandez, R (1, 6) OBP: 0.250, SLG: 0.244 Al Moran, R (8, 6) OBP: 0.271, SLG: 0.225	0-3 K			0-0 1B 1B			0-3 K 1-2		0-0 4-3	4 1 1 0 0 2 3 0 0 0 0 0 0 0												
Pumpsie Green, S (1, 5) OBP: 0.444, SLG: 0.442 Ted Schreiber, R (6, 5) OBP: 0.236, SLG: 0.160		0-3 K		0-0 BB 1B 1-2 3B 1B			0-0 4-3		0-3 K	3 1 1 0 0 1 0 1 0 0 0 0 1 0												
Norm Sherry, R (1, 2) OBP: 0.206, SLG: 0.190		0-0 F4		0-0 BB 1-2 2-H 3B 1B			0-3 K		0-0 F7	4 1 1 1 0 1 0												
Al Jackson, L (1, 1) OBP: 0.197, SLG: 0.216 Larry Bearnarth, R (9, 1) OBP: 0.172, SLG: 0.179		0-0 2B		0-0 F9			0-0 F7		0-3 K	4 0 1 0 0 1 2 0 0 0 0 0 0 0												
<b>Inning Stats</b>	R: 1 E: 0 K: 1 S: 7	H: 2 LOB: 2 BB: 1 P: 11	R: 0 E: 0 K: 1 S: 6	H: 1 LOB: 1 BB: 0 P: 6	R: 0 E: 0 K: 0 S: 3	H: 0 LOB: 0 BB: 0 P: 3	R: 4 E: 0 K: 0 S: 7	H: 4 LOB: 1 BB: 1 P: 11	R: 0 E: 0 K: 1 S: 4	H: 0 LOB: 0 BB: 0 P: 5	R: 0 E: 0 K: 0 S: 4	H: 1 LOB: 1 BB: 0 P: 4	R: 0 E: 0 K: 1 S: 5	H: 0 LOB: 0 BB: 0 P: 5	R: 0 E: 0 K: 1 S: 5	H: 0 LOB: 0 BB: 0 P: 5	R: 0 E: 0 K: 1 S: 5	H: 0 LOB: 0 BB: 0 P: 5	1B: 5 2B: 2 3B: 1 HR: 0	SF: 0 SAC: 0 DP: 0 HBP: 0	WP: 0 PB: 0 SB: 0 CS: 1	PA: 37
<b>PITCHER</b>	IP WLS BF H R ER SO BB IBB HBP BLK WP HR S P ERA WHIP																				<b>PITCHER</b>	IP WLS BF H R ER SO BB IBB HBP BLK WP HR S P ERA WHIP
Billy O'Dell, L (1, 1) ERA: 3.31	3.2 L 20 7 5 5 2 2 0 0 0 0 0 22 30 12.27 2.455																					
Ron Herbel, R (4, 1) ERA: 6.75	0.1 1 0 0 0 0 0 0 0 0 0 0 0 1 1 0.00 0.000																					
Gaylord Perry, R (5, 1) ERA: 4.14	2.0 6 0 0 0 0 2 1 0 0 0 0 0 9 13 0.00 0.500																					
Jim Duffalo, R (7, 1) ERA: 2.99	2.0 7 1 0 0 1 0 0 0 0 0 0 0 9 9 0.00 0.500																					
Don Larsen, R (9, 1) ERA: 2.7	1.0 3 0 0 0 0 1 0 0 0 0 0 0 5 5 0.00 0.000																					

**New York Mets @ San Francisco Giants**  
 Candlestick Park, San Francisco, CA  
 Sat Sep 21 1963, 6:33 AM EDT  
 Att: 10,245 - Unknown

livebaseballscorecards.com

<b>AB</b>	34
<b>R</b>	5
<b>H</b>	8
<b>RBI</b>	5
<b>BB</b>	3
<b>SO</b>	6
<b>LOB</b>	10



Batter	1	2	3	4	5	6	7	8	9	AB	R	H	RBI	BB	SO	LOB	BOTTOM								
Harvey Kuenn, R OBP: 0.355, SLG: 0.378 (1, 5) X	0-0 6-3 1B		0-0 5-3 1B	0-0 SF9 3-H		0-0 4-3 1B			0-0 F9	4	0	0	1	0	0	0	<b>New York Mets @ San Francisco Giants</b> Candlestick Park, San Francisco, CA Sat Sep 21 1963, 6:33 AM EDT Att. 10,245 - Unknown <a href="http://livebaseballscorecards.com">livebaseballscorecards.com</a>								
Willie McCovey, L OBP: 0.351, SLG: 0.556 (1, 7) X	0-0 FC6-4 BB 1B		0-0 1B 1B	0-3 K S S S		0-0 1-3 1B			0-0 F9	5	0	2	0	0	1	2									
Orlando Cepeda, R OBP: 0.367, SLG: 0.570 (1, 3) B B B	4-0 FC6-4 BB 1-2		0-0 F6		0-3 K S S S				0-0 5-3 1B 2B	4	1	1	0	1	1	1									
Willie Mays, R OBP: 0.377, SLG: 0.574 (1, 8) X	0-0 FC6-4 FC6-4 1-2f 2-3		0-0 1B 1B		0-0 6-3				0-0 E6 1B	5	0	3	1	0	0	2									
Felipe Alou, R OBP: 0.321, SLG: 0.473 (1, 9) X	0-0 FC6-4 1-2f		0-0 5-3		0-0 E5 1B				0-0 F7 1B	5	1	1	0	0	0	5									
Jim Davenport, R OBP: 0.296, SLG: 0.329 Matty Alou, L OBP: 0.182, SLG: 0.162 (1, 4) (9, PH)		0-0 6-3		0-0 HBP E SF9 1B		0-0 2B 1B 2-H			0-0 E6 1-3	4	2	2	1	0	0	1									
Ed Bailey, L OBP: 0.368, SLG: 0.483 (1, 2) X		0-0 FC5-4 1B		0-3 K S S S		0-0 2B 1B 1-H			0-0 F7	4	0	2	1	0	1	1									
Jose Pagan, R OBP: 0.271, SLG: 0.295 (1, 6) X		0-0 FC5-4 1-2f		0-0 E5 HBP 1-2		0-0 F8			0-0 5-3	4	0	0	0	0	0	3									
Billy O'Dell, S Ron Herbel, R Jesus Alou, R Gaylord Perry, R Jose Cardenal, R Jim Duffalo, R Cap Peterson, R Don Larsen, R OBP: 0.218, SLG: 0.216 OBP: 0.333, SLG: 0.333 OBP: 0.222, SLG: 0.278 OBP: 0.333, SLG: 0.333 OBP: 0.118, SLG: 0.118 OBP: 0.291, SLG: 0.358 OBP: 0.250, SLG: 0.182 (1, 1) (4, 1) (4, PH) (5, 1) (6, PH) (7, 1) (8, PH) (9, 1)		0-0 F6		1-0 HBP 1-2 2-3		0-0 F8			0-3 K S S S	1	0	0	0	0	0	1									
Inning Stats	R: 0 E: 0 K: 0 S: 4	H: 1 LOB: 2 BB: 1 P: 8	R: 0 E: 0 K: 0 S: 4	H: 1 LOB: 1 BB: 0 P: 4	R: 0 E: 0 K: 0 S: 5	H: 2 LOB: 2 BB: 0 P: 5	R: 1 E: 1 K: 2 S: 9	H: 1 LOB: 2 BB: 0 P: 10	R: 2 E: 1 K: 1 S: 8	H: 2 LOB: 1 BB: 0 P: 8	R: 0 E: 0 K: 0 S: 3	H: 0 LOB: 0 BB: 0 P: 3	R: 0 E: 1 K: 0 S: 4	H: 1 LOB: 1 BB: 0 P: 4	R: 0 E: 0 K: 1 S: 5	H: 0 LOB: 0 BB: 0 P: 5		R: 1 E: 0 K: 0 S: 6	H: 3 LOB: 2 BB: 0 P: 6	1B: 9 2B: 2 3B: 0 HR: 0	SF: 1 SAC: 0 DP: 0 HBP: 1	WP: 0 PB: 0 SB: 0 CS: 0	PA: 42		
PITCHER	IP	WLS	BF	H	R	ER	SO	BB	IBB	HBP	BLK	WP	HR	S	P	ERA	WHIP								
Al Jackson, L ERA: 4.05 Larry Bearnarth, R ERA: 3.19 (1, 1) (9, 1)	8.2	W	41	11	4	1	4	1	0	0	0	0	0	47	52	1.04	1.385								



Batter	1	2	3	4	5	6	7	8	9	AB R H RBI BB SO LOB	TOP	
Chico Fernandez, R (1, 6) OBP: 0.249, SLG: 0.243	0-0 F7		0-0 F9		0-0 1B		0-0 F4		0-0 F9	5 0 1 1 0 0 1		
Tim Harkness, L (1, 3) Dick Smith, R (8, 3) OBP: 0.291, SLG: 0.335 OBP: 0.306, SLG: 0.281	0-0 4-3			0-0 3-1 1B	0-0 4-3			0-0 4-3		4 0 1 0 0 0 1 0 0 0 0 0 0 0		
Ron Hunt, R (1, 4) Rod Kanehl, R (8, PR) OBP: 0.335, SLG: 0.395 OBP: 0.265, SLG: 0.286	0-0 5-3			0-3 K		0-0 E5 FC5-4		0-0 E 2B		4 0 1 0 0 1 1 0 1 0 0 0 0 0		
Duke Snider, L (1, 7) Ed Bauta, R (3, 1) Joe Christopher, R (4, PH) Grover Powell, L (4, 1) Larry Bearmarth, R (8, 1) Jesse Gonder, L (8, PH) Al Jackson, L (8, PR) Roger Craig, R (8, 1) OBP: 0.348, SLG: 0.406 OBP: 0.306, SLG: 0.304 OBP: 0.333, SLG: 0.200 OBP: 0.177, SLG: 0.179 OBP: 0.331, SLG: 0.459 OBP: 0.197, SLG: 0.216 OBP: 0.153, SLG: 0.090		0-3 K		0-0 3-1		0-3 K		4-0 FC3-8 BB		1 0 0 0 0 1 0 0 0 0 0 0 0 0 1 0 0 0 0 0 1 1 0 0 0 0 0 1 0 0 0 0 0 0 0 0 0 0 0 1 0 0 0 0 0 0 0 0 0 0 0 0 0 0 0 0		
Joe Hicks, L (1, 8) OBP: 0.288, SLG: 0.401		0-0 4-3		0-0 4-3		0-0 FC5-4 BB		0-0 FC3-6		4 0 0 0 0 0 3		
Pumpsie Green, S (1, 5) OBP: 0.448, SLG: 0.478		0-0 F7				4-0 SF8 3B		0-0 F7		3 1 1 0 1 0 2		
Ed Kranepool, L (1, 9) OBP: 0.251, SLG: 0.286			0-0 2B		0-0 SF8 3B	0-0 5-3			0-0 G3	3 0 1 1 0 0 2		
Choo-Choo Coleman, L (1, 2) OBP: 0.269, SLG: 0.218			0-0 F6		0-0 F9		0-0 4-3		0-0 E 6-3 1B	4 1 1 0 0 0 1		
Jay Hook, L (1, 1) Galen Cisco, R (2, 1) Cleon Jones, R (3, PH) OBP: 0.268, SLG: 0.263 OBP: 0.209, SLG: 0.158 OBP: 0.100, SLG: 0.100			0-0 F9		0-0 WP 1B		0-0 4-3		0-0 6-3	0 0 0 0 0 0 0 0 0 0 0 0 0 0 4 1 1 1 0 0 1		
<b>Inning Stats</b>	R: 0 E: 0 K: 0 S: 3 H: 0 LOB: 0 BB: 0 P: 3	R: 0 E: 0 K: 1 S: 5 H: 0 LOB: 0 BB: 0 P: 5	R: 0 E: 0 K: 0 S: 4 H: 1 LOB: 1 BB: 0 P: 4	R: 0 E: 0 K: 1 S: 6 H: 1 LOB: 1 BB: 0 P: 6	R: 2 E: 0 K: 0 S: 6 H: 3 LOB: 1 BB: 0 P: 6	R: 0 E: 1 K: 1 S: 6 H: 0 LOB: 2 BB: 1 P: 10	R: 0 E: 0 K: 0 S: 3 H: 0 LOB: 0 BB: 0 P: 3	R: 1 E: 1 K: 0 S: 4 H: 1 LOB: 2 BB: 1 P: 8	R: 1 E: 1 K: 0 S: 4 H: 1 LOB: 0 BB: 0 P: 4	1B: 4 2B: 2 3B: 1 HR: 0 SF: 1 SAC: 0 DP: 0 HBP: 0	WP: 1 PB: 0 SB: 0 CS: 0 PA: 37	
<b>PITCHER</b> Bobby Bolin, R (1, 1) ERA: 3.15 Bob Garibaldi, R (8, 1) ERA: 1.13	IP WLS BF H R ER SO BB IBB HBP BLK WP HR S P ERA WHIP	7.0 W 28 5 2 2 3 1 0 0 0 1 0 33 37 2.57 0.857	2.0 S 9 2 2 0 0 1 0 0 0 0 0 0 8 12 0.00 1.500	<b>PITCHER</b> IP WLS BF H R ER SO BB IBB HBP BLK WP HR S P ERA WHIP								

**New York Mets @ San Francisco Giants**  
Candlestick Park, San Francisco, CA

AB 34  
R 4  
H 7  
RBI 3  
BB 2  
SO 3  
LOB 14



Sun Sep 22 1963, 6:33 AM EDT  
Att: 14,735 - Unknown

livebaseballscorecards.com





Batter	1	2	3	4	5	6	7	8	9	AB R H RBI BB SO LOB	TOP					
Tony Taylor, R (1, 4) OBP: 0.332, SLG: 0.371	0-0 G4-6-3 1B		0-0 F8			0-0 4-3		0-0 BLK HBP 2-H 3-H 1B		4 0 2 2 0 0 0	Philadelphia Phillies @ San Francisco Giants Candlestick Park, San Francisco, CA Tue Sep 24 1963, 10:05 PM EDT Att. 8,360 - Unknown					
Johnny Callison, L (1, 9) OBP: 0.338, SLG: 0.491	0-3 K			0-0 4-3		0-0 HR	0-0 BLK HBP 1-2		3 1 1 1 0 1 1							
Wes Covington, L (1, 7) OBP: 0.358, SLG: 0.530 Don Demeter, R (7, 7) OBP: 0.306, SLG: 0.430	0-0 G4-6-3 1-2f			0-0 1-3		0-3 K	0-3 K 1-2 2-3		3 0 0 0 0 1 1 1 0 0 0 0 1 2							
Tony Gonzalez, L (1, 8) OBP: 0.376, SLG: 0.442		0-0 4-3		0-3 K		0-3 K	4-0 BB		3 0 0 0 1 2 0							
Clay Dalrymple, L (1, 2) OBP: 0.329, SLG: 0.370		0-0 1B			0-0 G3	0-0 HR	0-0 F2		4 1 2 1 0 0 3							
Roy Sievers, R (1, 3) OBP: 0.307, SLG: 0.414 Frank Torre, L (9, 3) OBP: 0.325, SLG: 0.346		0-3 K		0-0 F3		0-0 F7		0-0 6-3	4 0 0 0 0 1 1 0 0 0 0 0 0 0							
Don Hoak, R (1, 5) OBP: 0.275, SLG: 0.320		0-0 F7		0-0 F8			0-0 1B 2B	0-0 6-3	4 1 1 0 0 0 1							
Bobby Wine, R (1, 6) OBP: 0.239, SLG: 0.297 John Herrnstein, L (9, PH) OBP: 0.231, SLG: 0.417 Ruben Amaro, R (9, 6) OBP: 0.280, SLG: 0.308			0-0 F8			0-3 K	0-0 SH1-4 1B	0-0 HR	3 1 1 0 0 1 0 1 1 1 1 0 0 0 0 0 0 0 0 0 0							
Dennis Bennett, L (1, 1) OBP: 0.211, SLG: 0.167 Jack Baldschun, R (8, 1)			0-3 K			0-3 K	0-0 SH1-4 1-2	0-3 K	2 0 0 0 0 2 0 1 0 0 0 0 1 0							
<b>Inning Stats</b>	R: 0 H: 1 E: 0 LOB: 0 K: 1 BB: 0 S: 5 P: 5	R: 0 H: 1 E: 0 LOB: 1 K: 1 BB: 0 S: 6 P: 6	R: 0 H: 0 E: 0 LOB: 0 K: 1 BB: 0 S: 5 P: 5	R: 0 H: 0 E: 0 LOB: 0 K: 1 BB: 0 S: 5 P: 5	R: 0 H: 0 E: 0 LOB: 0 K: 0 BB: 0 S: 3 P: 3	R: 0 H: 0 E: 0 LOB: 0 K: 2 BB: 0 S: 7 P: 7	R: 2 H: 2 E: 0 LOB: 0 K: 2 BB: 0 S: 9 P: 9	R: 2 H: 3 E: 0 LOB: 3 K: 1 BB: 1 S: 8 P: 13	R: 1 H: 1 E: 0 LOB: 0 K: 1 BB: 0 S: 6 P: 6	1B: 4 SF: 0 2B: 1 SAC: 1 3B: 0 DP: 1 HR: 3 HBP: 1		WP: 0 PA: 36 PB: 0 SB: 0 CS: 0				
<b>PITCHER</b>	IP WLS BF H R ER SO BB IBB HBP BLK WP HR S P ERA WHIP															
Juan Marichal, R (1, 1) ERA: 2.45	8.0	32	7	4	4	9	1	0	1	1	0	2	48	53	4.50	1.000
Don Larsen, R (9, 1) ERA: 2.8	1.0	L	4	1	1	1	0	0	0	0	0	1	6	6	9.00	1.000

livebaseballscorecards.com

AB	33
R	5
H	8
RBI	5
BB	1
SO	10
LOB	9



Batter	1	2	3	4	5	6	7	8	9	AB	R	H	RBI	BB	SO	LOB
Harvey Kuenn, R (1, 5) OBP: 0.352, SLG: 0.375 Chuck Hiller, L (8, 4) OBP: 0.262, SLG: 0.300 Jesus Alou, R (8, PH) OBP: 0.368, SLG: 0.389 (9, 7)	0-0 CS 1B			0-0 6-3		0-0 FC5-4 1-2f		0-0 6-3 1-2 2-H		3	0	1	0	0	0	1
Willie McCovey, L (1, 7) OBP: 0.354, SLG: 0.570 Ernie Bowman, R (8, PR) OBP: 0.181, SLG: 0.208 (9, 4)	0-3 K			0-3 K		0-3 K		4-0 1B E 2-3 BB		3	0	0	0	1	3	2
Orlando Cepeda, R (1, 3) OBP: 0.367, SLG: 0.568	0-3 K 1-2			1-0 HBP			0-0 F7	0-0 E FC5-2 1B 1-3 3-H		3	0	1	1	0	1	1
Willie Mays, R (1, 8) OBP: 0.378, SLG: 0.582		0-0 F5		0-0 F4			0-0 HR	0-0 E6 FC5-2 1-3 3-H		4	1	1	1	0	0	2
Felipe Alou, R (1, 9) OBP: 0.321, SLG: 0.475 Don Larsen, R (9, 1) OBP: 0.250, SLG: 0.182		0-0 4-3				0-0 F9	0-0 6-3	0-0 FC5-2 1-2 3-H		4	0	0	0	0	0	2
Jim Davenport, R (1, 4) OBP: 0.298, SLG: 0.330 (8, 5)		0-0 F8				0-0 2-4 1B	0-0 1B	0-3 K		4	0	2	0	0	1	2
Ed Bailey, L (1, 2) OBP: 0.364, SLG: 0.477			0-3 K			0-0 F9	0-3 K		0-0 F6	4	0	0	0	0	2	2
Jose Pagan, R (1, 6) OBP: 0.277, SLG: 0.299			0-0 F9			0-0 2-4 1-2	0-0 6-3	0-0 WP BB 6-3 1B	0-3 K	4	1	1	0	0	1	0
Juan Marichal, R (1, 1) OBP: 0.188, SLG: 0.211 Jose Cardenal, R (8, PH) OBP: 0.400, SLG: 0.250 (9, 9)			0-0 F8				0-0 FC5-4 1B	4-0 WP WP 1B BB 1-2	0-3 K	2	0	1	0	0	0	0
										1	1	0	0	1	1	0

Inning Stats	R: 0	H: 1	E: 0	K: 2	S: 7	LOB: 1	BB: 0	P: 7	R: 0	H: 0	E: 0	K: 0	S: 3	LOB: 0	BB: 0	P: 3	R: 0	H: 0	E: 0	K: 1	S: 5	LOB: 0	BB: 0	P: 5	R: 0	H: 0	E: 0	K: 1	S: 5	LOB: 1	BB: 0	P: 6	R: 0	H: 1	E: 0	K: 0	S: 3	LOB: 1	BB: 0	P: 3	R: 0	H: 1	E: 0	K: 1	S: 6	LOB: 1	BB: 0	P: 6	R: 1	H: 2	E: 0	K: 1	S: 7	LOB: 1	BB: 0	P: 7	R: 3	H: 2	E: 1	K: 1	S: 8	LOB: 2	BB: 2	P: 16	R: 0	H: 0	E: 0	K: 2	S: 7	LOB: 0	BB: 0	P: 7	R: 0	H: 0	E: 0	K: 0	S: 3	LOB: 0	BB: 0	P: 3	1B: 6	SF: 0	2B: 1	SAC: 0	3B: 0	DP: 1	HR: 1	HBP: 1	WP: 2	PA: 36
PITCHER Dennis Bennett, L (1, 1) ERA: 2.69 Jack Baldschun, R (8, 1) ERA: 2.44	IP	WLS	BF	H	R	ER	SO	BB	IBB	HBP	BLK	WP	HR	S	P	ERA	WHIP																																																																									
	7.1		30	6	4	3	6	2	0	1	0	2	1	38	47	3.68	1.091																																																																									
	1.2	W	7	1	0	0	3	0	0	0	0	0	0	13	13	0.00	0.600																																																																									


**BOTTOM**

Philadelphia Phillies @ San Francisco Giants  
Candlestick Park, San Francisco, CA

Tue Sep 24 1963, 10:05 PM EDT  
Att. 8,360 - Unknown

livebaseballscorecards.com

**AB 33**  
**R 4**  
**H 7**  
**RBI 3**  
**BB 2**  
**SO 9**  
**LOB 13**



Batter	1	2	3	4	5	6	7	8	9	AB R H RBI BB SO LOB	TOP																
Tony Taylor, R (1, 4) OBP: 0.331, SLG: 0.369	0-3 K		0-0 FC6-4 BB		0-0 6-3		0-0 FC4-6 HR		4-0 BB	4 1 0 0 1 1 2																	
Johnny Callison, L (1, 9) OBP: 0.341, SLG: 0.499	0-0 4-3 2B		4-0 1-2 BB			0-0 1B	0-0 HR		0-3 K	4 1 3 2 1 1 1																	
Wes Covington, L (1, 7) OBP: 0.357, SLG: 0.526 Ruben Amaro, R (7, PR) OBP: 0.280, SLG: 0.308	0-0 4-3 2-3		0-0 4-3			0-0 F9	4-0 G1-6-3 BB			3 0 0 0 1 0 4 0 0 0 0 0 0 0																	
Tony Gonzalez, L (1, 8) OBP: 0.374, SLG: 0.439	0-0 4-3			0-0 F9		0-0 F8	0-0 G1-6-3			4 0 0 0 0 0 3																	
Clay Dalrymple, L (1, 2) OBP: 0.329, SLG: 0.368		4-0 G6-4-3 BB		0-0 G3		0-0 F9		0-0 F5		3 0 0 0 1 0 1																	
Roy Sievers, R (1, 3) OBP: 0.308, SLG: 0.421 Frank Torre, L (8, 3) OBP: 0.325, SLG: 0.346		0-0 F9		0-0 HR			0-0 1B HR 1B	0-0 F9		4 2 2 1 0 0 1 0 0 0 0 0 0 0																	
Don Hoak, R (1, 5) OBP: 0.275, SLG: 0.320		0-0 G6-4-3 1-2f		0-0 5-3			0-0 1-2 HR 1B	0-0 6-3		4 1 1 0 0 0 1																	
Bobby Wine, R (1, 6) OBP: 0.238, SLG: 0.295 John Herrnstein, L (7, PH) OBP: 0.231, SLG: 0.417 Don Demeter, R (7, PH) OBP: 0.307, SLG: 0.436			0-0 F9		0-0 F2		0-0 1-H 2-H HR		0-0 F9	2 0 0 0 0 0 0 0 0 0 0 0 0 0 2 1 1 3 0 0 0																	
Ray Culp, R (1, 1) OBP: 0.174, SLG: 0.152 Art Mahaffey, R (1, 1) OBP: 0.220, SLG: 0.265 Jack Baldschun, R (8, 1)			0-0 FC6-4 1B		0-0 4-3		0-0 FC4-6 1B		0-3 K	0 0 0 0 0 0 0 3 0 2 0 0 0 0 1 0 0 0 0 1 0																	
<b>Inning Stats</b>	R: 0 E: 0 K: 1 S: 6	H: 1 LOB: 1 BB: 0 P: 6	R: 0 E: 0 K: 0 S: 2	H: 0 LOB: 0 BB: 1 P: 6	R: 0 E: 0 K: 0 S: 4	H: 1 LOB: 2 BB: 1 P: 8	R: 1 E: 0 K: 0 S: 4	H: 1 LOB: 0 BB: 0 P: 4	R: 0 E: 0 K: 0 S: 3	H: 0 LOB: 0 BB: 0 P: 3	R: 0 E: 0 K: 0 S: 4	H: 1 LOB: 1 BB: 0 P: 4	R: 5 E: 0 K: 0 S: 7	H: 5 LOB: 1 BB: 1 P: 11	R: 0 E: 0 K: 0 S: 3	H: 0 LOB: 0 BB: 0 P: 3	R: 0 E: 0 K: 2 S: 7	H: 0 LOB: 1 BB: 1 P: 11	1B: 5 2B: 1 3B: 0 HR: 3	SF: 0 SAC: 0 DP: 2 HBP: 0	WP: 0 PB: 0 SB: 0 CS: 0	PA: 38					
<b>PITCHER</b>	IP WLS BF H R ER SO BB IBB HBP BLK WP HR S P ERA WHIP																										
Jack Sanford, R (1, 1) ERA: 3.55	6.0		25	6	3	3	1	2	0	0	0	0	1	25	33	4.50	1.333										
Billy Pierce, L (7, 1) ERA: 4.27	0.0	L	1	1	1	1	0	0	0	0	0	0	1	1	1	∞	∞										
Don Larsen, R (7, 1) ERA: 3.08	0.1		3	2	2	2	0	0	0	0	0	0	1	3	3	54.00	6.000										
Al Stanek, L (7, 1) ERA: 3.46	0.2		2	0	0	0	0	1	0	0	0	0	0	1	5	0.00	1.500										
Jim Duffalo, R (8, 1) ERA: 2.91	2.0		7	0	0	0	2	1	0	0	0	0	0	10	14	0.00	0.500										

Philadelphia Phillies @ San Francisco Giants  
 Candlestick Park, San Francisco, CA  
 Wed Sep 25 1963, 6:33 AM EDT  
 Att. 4,360 - Unknown

livebaseballscorecards.com

AB	34
R	6
H	9
RBI	6
BB	4
SO	3
LOB	13



Batter	1	2	3	4	5	6	7	8	9	AB	R	H	RBI	BB	SO	LOB
Chuck Hiller, L (1, 4) OBP: 0.263, SLG: 0.303	0-0 BB HR 1B	0-0 F7			0-0 F4		0-0 2B		0-0 G3	5	1	2	0	0	0	1
Willie McCovey, L (1, 7) OBP: 0.353, SLG: 0.567	4-0 1-2 HR BB	0-0 F2			0-3 K		0-0 3-1			3	1	0	0	1	1	2
Orlando Cepeda, R (1, 3) OBP: 0.367, SLG: 0.571	0-0 1-H 2-H HR		0-3 K		0-0 6-3			0-0 F9		4	1	1	3	0	1	0
Willie Mays, R (1, 8) OBP: 0.382, SLG: 0.592	0-0 2B		0-0 F9 2B		0-0 G3 SH3-1 1B			0-0 1B 3B		4	1	4	0	0	0	0
Tom Haller, L (1, 2) OBP: 0.333, SLG: 0.435	0-3 K		0-0 F9 2-3		0-0 SH3-1 1-2			0-0 1B		3	0	1	1	0	1	2
Felipe Alou, R (1, 9) OBP: 0.319, SLG: 0.472	0-0 6-3		0-0 F5		0-0 G3 2-3			0-0 K		4	0	0	0	0	1	4
Jim Davenport, R (1, 5) OBP: 0.296, SLG: 0.328	0-0 F9			0-0 F9		0-0 F9		0-0 F7		3	0	0	0	0	0	2
Ed Bailey, L (8, PH) OBP: 0.363, SLG: 0.475										1	0	0	0	0	0	1
Ernie Bowman, R (9, 5) OBP: 0.181, SLG: 0.208										0	0	0	0	0	0	0
Jose Pagan, R (1, 6) OBP: 0.277, SLG: 0.299		0-0 1B		0-0 F2 1B		0-0 F2		0-0 4-3		3	0	1	0	0	1	0
Harvey Kuenn, R (9, PH) OBP: 0.352, SLG: 0.374										1	0	0	0	0	0	0
Jack Sanford, R (1, 1) OBP: 0.240, SLG: 0.187		0-0 F2		0-0 F6		0-3 K		0-3 K		2	0	0	0	0	0	1
Billy Pierce, L (7, 1) OBP: 0.162, SLG: 0.129										0	0	0	0	0	0	0
Don Larsen, R (7, 1) OBP: 0.250, SLG: 0.182										0	0	0	0	0	0	0
Al Staneck, L (7, 1) OBP: 0.177, SLG: 0.158										0	0	0	0	0	0	0
Matty Alou, L (7, PH) OBP: 0.119, SLG: 0.118										1	0	0	0	0	1	0
Jim Duffalo, R (8, 1) OBP: 0.119, SLG: 0.118										0	0	0	0	0	0	0
Jesus Alou, R (9, PH) OBP: 0.350, SLG: 0.368										1	0	0	0	0	1	0

Inning Stats	R: 3	H: 3	E: 0	K: 1	S: 8	LOB: 1	BB: 1	P: 12	R: 0	H: 1	E: 0	K: 0	S: 4	LOB: 1	BB: 0	P: 4	R: 0	H: 1	E: 0	K: 1	S: 6	LOB: 1	BB: 0	P: 6	R: 0	H: 0	E: 0	K: 0	S: 3	LOB: 0	BB: 0	P: 3	R: 0	H: 0	E: 0	K: 1	S: 5	LOB: 0	BB: 0	P: 5	R: 0	H: 1	E: 0	K: 0	S: 4	LOB: 1	BB: 0	P: 4	R: 0	H: 1	E: 0	K: 2	S: 8	LOB: 1	BB: 0	P: 8	R: 1	H: 2	E: 0	K: 1	S: 7	LOB: 1	BB: 0	P: 7	R: 0	H: 0	E: 0	K: 1	S: 5	LOB: 0	BB: 0	P: 5	1B: 4	2B: 3	3B: 1	HR: 1	SF: 0	SAC: 1	DP: 0	HBP: 0	WP: 0	PA: 37
--------------	------	------	------	------	------	--------	-------	-------	------	------	------	------	------	--------	-------	------	------	------	------	------	------	--------	-------	------	------	------	------	------	------	--------	-------	------	------	------	------	------	------	--------	-------	------	------	------	------	------	------	--------	-------	------	------	------	------	------	------	--------	-------	------	------	------	------	------	------	--------	-------	------	------	------	------	------	------	--------	-------	------	-------	-------	-------	-------	-------	--------	-------	--------	-------	--------

PITCHER	IP	WLS	BF	H	R	ER	SO	BB	IBB	HBP	BLK	WP	HR	S	P	ERA	WHIP
Ray Culp, R (1, 1) ERA: 2.97	0.0		4	3	3	3	0	1	0	0	0	0	1	3	7	∞	∞
Art Mahaffey, R (1, 1) ERA: 4.03	7.1	W	28	6	1	1	5	0	0	0	0	0	0	38	38	1.23	0.818
Jack Baldschun, R (8, 1) ERA: 2.4	1.2	S	5	0	0	0	2	0	0	0	0	0	0	9	9	0.00	0.000


**BOTTOM**

Philadelphia Phillies @ San Francisco Giants  
Candlestick Park, San Francisco, CA

Wed Sep 25 1963, 6:33 AM EDT  
Att. 4,360 - Unknown

livebaseballscorecards.com

AB	35
R	4
H	9
RBI	4
BB	1
SO	7
LOB	13



Batter	1	2	3	4	5	6	7	8	9	AB R H RBI BB SO LOB	TOP	
Tony Taylor, R (1, 4) OBP: 0.330, SLG: 0.368 Cookie Rojas, R (1, 4) OBP: 0.250, SLG: 0.276	0-3 K		0-0 F7			0-0 F9		0-0 F8		1 0 0 0 0 1 0 3 0 0 0 0 0 2	<b>Philadelphia Phillies @ San Francisco Giants</b> <b>Candlestick Park, San Francisco, CA</b> Thu Sep 26 1963, 6:33 AM EDT Att. 3,691 - Unknown <a href="http://livebaseballscorecards.com">livebaseballscorecards.com</a>	
Johnny Callison, L (1, 9) OBP: 0.339, SLG: 0.496	0-0 F2		0-0 1-3			0-0 F9		0-0 G3	4 0 0 0 0 0 1			
Tony Gonzalez, L (1, 8) OBP: 0.373, SLG: 0.438 Dick Allen, R (4, PH) OBP: 0.176, SLG: 0.294 (4, 7)	0-0 1-3			0-0 5-3			0-0 2B	0-0 F6	1 0 0 0 0 0 0 3 0 1 0 0 0 0			
Roy Sievers, R (1, 3) OBP: 0.306, SLG: 0.418		0-0 F8		0-3 K			0-0 F7	0-0 F5	4 0 0 0 0 1 1			
Don Demeter, R (1, 7) OBP: 0.307, SLG: 0.435 (4, 8)		4-0 BB		0-0 F6			0-0 F4		2 0 0 0 1 0 1			
Don Hoak, R (1, 5) OBP: 0.273, SLG: 0.317 Bobby Locke, R (7, 1)		0-0 F8		0-3 K			0-0 F9		3 0 0 0 0 1 2 0 0 0 0 0 0 0			
Bobby Wine, R (1, 6) OBP: 0.239, SLG: 0.296		0-3 K			0-0 G3-6 1B			0-0 5-3	3 0 1 0 0 1 1			
Clay Dalrymple, L (1, 2) OBP: 0.327, SLG: 0.366 Jack Hamilton, R (5, 1)			0-0 F4		0-0 G3-6 1-2f			0-0 E5	2 0 0 0 0 0 1 0 0 0 0 0 0 0 1 0 0 0 0 0 0			
Ruben Amaro, R (7, 5) OBP: 0.278, SLG: 0.307								0-0 F8	0 0 0 0 0 0 0 1 0 1 0 0 0 0 2 0 0 0 0 0 1			
Dallas Green, L (1, 1) OBP: 0.111, SLG: 0.086 Paul Brown, R (1, 1) OBP: 0.500, SLG: 0.500 Earl Averill, R (5, 2) OBP: 0.341, SLG: 0.423			0-0 1B			0-0 F7						
<b>Inning Stats</b>	R: 0 H: 0 E: 0 LOB: 0 K: 1 BB: 0 S: 5 P: 5	R: 0 H: 0 E: 0 LOB: 1 K: 1 BB: 1 S: 5 P: 9	R: 0 H: 1 E: 0 LOB: 1 K: 0 BB: 0 S: 4 P: 4	R: 0 H: 0 E: 0 LOB: 0 K: 1 BB: 0 S: 5 P: 5	R: 0 H: 1 E: 0 LOB: 0 K: 1 BB: 0 S: 5 P: 5	R: 0 H: 0 E: 0 LOB: 0 K: 0 BB: 0 S: 3 P: 3	R: 0 H: 1 E: 0 LOB: 1 K: 0 BB: 0 S: 4 P: 4	R: 0 H: 0 E: 1 LOB: 1 K: 0 BB: 0 S: 4 P: 4	R: 0 H: 0 E: 0 LOB: 0 K: 0 BB: 0 S: 3 P: 3	1B: 2 SF: 0 2B: 1 SAC: 0 3B: 0 DP: 1 HR: 0 HBP: 0	WP: 0 PA: 31 PB: 0 SB: 0 CS: 0	
<b>PITCHER</b> Billy O'Dell, L (1, 1) ERA: 3.17	IP WLS BF H R ER SO BB IBB HBP BLK WP HR S P ERA WHIP	9.0 W 31 3 0 0 4 1 0 0 0 0 0 0 38 42 0.00 0.444										

Philadelphia Phillies @ San Francisco Giants  
 Candlestick Park, San Francisco, CA  
 Thu Sep 26 1963, 6:33 AM EDT  
 Att. 3,691 - Unknown

AB	30
R	0
H	3
RBI	0
BB	1
SO	4
LOB	10



Batter	1	2	3	4	5	6	7	8	9
Harvey Kuenn, R (1, 5) OBP: 0.356, SLG: 0.377 Jim Davenport, R (4, 5) OBP: 0.295, SLG: 0.327									
Willie McCovey, L (1, 7) OBP: 0.353, SLG: 0.571 Jesus Alou, R (8, 7) OBP: 0.350, SLG: 0.368									
Orlando Cepeda, R (1, 3) OBP: 0.365, SLG: 0.569 Norm Larker, L (9, 3) OBP: 0.292, SLG: 0.224									
Willie Mays, R (1, 8) OBP: 0.379, SLG: 0.587 Jose Cardenal, R (9, 8) OBP: 0.400, SLG: 0.250									
Ed Bailey, L (1, 2) OBP: 0.366, SLG: 0.485									
Felipe Alou, R (1, 9) OBP: 0.320, SLG: 0.474									
Chuck Hiller, L (1, 4) OBP: 0.263, SLG: 0.303									
Jose Pagan, R (1, 6) OBP: 0.275, SLG: 0.297									
Billy O'Dell, S (1, 1) OBP: 0.244, SLG: 0.244									

AB	R	H	RBI	BB	SO	LOB
2	2	2	0	1	0	0
2	0	0	0	0	1	1
5	2	2	3	0	0	3
0	0	0	0	0	0	0
5	1	1	1	0	0	3
0	0	0	0	0	0	0
5	1	0	0	0	0	1
0	0	0	0	0	0	0
4	2	2	1	1	1	1
4	0	2	0	0	0	3
4	1	1	1	0	0	4
3	0	0	1	0	1	2
4	1	3	1	0	1	0

**BOTTOM**

Philadelphia Phillies @ San Francisco Giants  
Candlestick Park, San Francisco, CA

livebaseballscorecards.com

<b>AB</b>	<b>38</b>
<b>R</b>	<b>10</b>
<b>H</b>	<b>13</b>
<b>RBI</b>	<b>8</b>
<b>BB</b>	<b>2</b>
<b>SO</b>	<b>4</b>
<b>LOB</b>	<b>18</b>



WP	HR	S	P	ERA	WHIP
0	0	0	0	0.00	0.500
0	0	0	0	0.00	0.500

Thu Sep 26 1963, 6:33 AM EDT  
Att. 3,691 - Unknown

Inning Stats		R: 6	H: 5	E: 2	LOB: 3	K: 0	P: 18	R: 0	H: 2	E: 0	LOB: 2	K: 1	P: 7	R: 4	H: 4	E: 0	LOB: 0	K: 0	P: 7	R: 0	H: 0	E: 0	LOB: 0	K: 1	P: 5	R: 0	H: 0	E: 0	LOB: 0	K: 0	P: 3	R: 0	H: 1	E: 1	LOB: 1	K: 1	P: 6	R: 0	H: 1	E: 0	LOB: 1	K: 1	P: 6	R: 0	H: 0	E: 0	LOB: 0	K: 0	P: 3	R: 0	H: 0	E: 0	LOB: 0	K: 0	P: 3
<b>PITCHER</b>	<b>IP</b>	<b>WLS</b>	<b>BF</b>	<b>H</b>	<b>R</b>	<b>ER</b>	<b>SO</b>	<b>BB</b>	<b>IBB</b>	<b>HBP</b>	<b>BLK</b>	<b>WP</b>	<b>HR</b>	<b>S</b>	<b>P</b>	<b>ERA</b>	<b>WHIP</b>																																						
Dallas Green, R (1, 1) ERA: 3.23	0.2	L	9	5	6	3	0	0	1	0	0	0	0	8	12	40.50	7.500																																						
Paul Brown, R (1, 1) ERA: 4.11	3.1		18	6	4	4	2	1	0	0	0	0	2	21	25	10.80	2.100																																						
Jack Hamilton, R (5, 1) ERA: 5.4	2.0		7	1	0	0	1	0	0	0	0	0	0	9	9	0.00	0.500																																						
Bobby Locke, R (7, 1) ERA: 5.91	2.0		7	1	0	0	1	0	0	0	0	0	0	9	9	0.00	0.500																																						

Batter	1	2	3	4	5	6	7	8	9	AB	R	H	RBI	BB	SO	LOB	TOP				
<b>Bob Bailey, R</b> (1, 5) <small>OBP: 0.303, SLG: 0.328</small> <b>Gene Alley, R</b> (3, 5) <small>OBP: 0.267, SLG: 0.256</small> (9, 4)	0-0 1B		0-3 K	0-3 K			0-0 6-3	0-0 1B		2	0	1	0	0	1	0	<b>Pittsburgh Pirates @ San Francisco Giants</b> Candlestick Park, San Francisco, CA Fri Sep 27 1963, 10:05 PM EDT Att: 10,725 - Unknown				
<b>Dick Schofield, S</b> (1, 6) <small>OBP: 0.338, SLG: 0.308</small>	0-3 K		4-0 BB 1B 1B BB	0-3 K			0-0 3-1	0-0 G4-6-3 1B		4	1	0	0	1	2	4					
<b>Roberto Clemente, R</b> (1, 9) <small>OBP: 0.356, SLG: 0.466</small>	0-0 1B		0-0 BB 1B 1B	0-0 F4			0-0 PB S 1B		0-0 FC1-5 1B	5	1	4	0	0	0	0					
<b>Bill Virdon, L</b> (1, 8) <small>OBP: 0.320, SLG: 0.375</small>	0-0 F5		4-0 1B 1-2 2-3 E BB				4-0 BB 1-3 BB		0-0 BB FC1-5 1B	3	2	1	0	2	0	1					
<b>Willie Stargell, L</b> (1, 7) <small>OBP: 0.291, SLG: 0.421</small> <b>Manny Mota, R</b> (9, PH) <small>OBP: 0.316, SLG: 0.336</small> (9, 7)		0-0 HR	0-0 E 1-2 2-H 3-H 4-3 1B				0-0 F6		0-0 FC1-5 BB 1-2 2-3 1B	3	2	2	3	1	0	0					
<b>Donn Clendenon, R</b> (1, 3) <small>OBP: 0.327, SLG: 0.432</small>		0-3 K	0-0 E3 1-3 2-H 1B 4-3				0-0 6-3		4-0 FC5 1B 1-2 2-3 BB	4	1	0	0	1	1	4					
<b>Bill Mazeroski, R</b> (1, 4) <small>OBP: 0.286, SLG: 0.343</small> <b>Jerry Lynch, L</b> (9, PH) <small>OBP: 0.330, SLG: 0.462</small> <b>Johnny Logan, R</b> (9, 5) <small>OBP: 0.325, SLG: 0.254</small>		4-0 BB	0-0 4-3				0-0 F8		0-0 F5	3	0	0	1	1	1	1					
<b>Ron Brand, R</b> (1, 2) <small>OBP: 0.394, SLG: 0.367</small>		0-0 F4	0-0 1B 1-2 3-H				0-0 4-3		0-0 1B 1B 1B	5	0	3	3	0	0	1					
<b>Bob Veale, S</b> (1, 1) <small>OBP: 0.160, SLG: 0.130</small>		0-3 K	0-3 K				0-0 6-3		0-0 FC5 1B 1-2 2-3 1B	5	0	1	0	0	2	4					
<b>Inning Stats</b>	R: 0 E: 0 K: 1 S: 6	H: 2 LOB: 1 BB: 0 P: 6	R: 1 E: 0 K: 2 S: 8	H: 1 LOB: 1 BB: 1 P: 12	R: 5 E: 1 K: 2 S: 11	H: 3 LOB: 1 BB: 2 P: 19	R: 0 E: 0 K: 2 S: 7	H: 0 LOB: 0 BB: 0 P: 7	R: 0 E: 0 K: 0 S: 3	H: 0 LOB: 0 BB: 0 P: 3	R: 0 E: 0 K: 0 S: 4	H: 1 LOB: 3 BB: 2 P: 12	R: 0 E: 0 K: 1 S: 7	H: 3 LOB: 2 BB: 0 P: 7	R: 2 E: 0 K: 0 S: 6	H: 3 LOB: 2 BB: 1 P: 10		1B: 12 2B: 0 3B: 0 HR: 1	SF: 0 SAC: 0 DP: 1 HBP: 0	WP: 0 PB: 1 SB: 1 CS: 0	PA: 45
<b>PITCHER</b> <b>Bobby Bolin, R</b> (1, 1) <small>ERA: 3.28</small> <b>Jim Duffalo, R</b> (4, 1) <small>ERA: 2.87</small> <b>Gaylord Perry, R</b> (5, 1) <small>ERA: 4.03</small> <b>Frank Linzy, R</b> (7, 1) <small>ERA: 4.86</small> <b>Al Stanek, L</b> (9, 1) <small>ERA: 4.73</small>	IP	WLS	BF	H	R	ER	SO	BB	IBB	HBP	BLK	WP	HR	S	P	ERA	WHIP				
<b>PITCHER</b> <b>Don Larsen, R</b> (9, 1) <small>ERA: 3.05</small>	0.2		3	1	0	0	0	0	0	0	0	0	0	3	3	0.00	1.500				


<b>AB</b>	39
<b>R</b>	8
<b>H</b>	13
<b>RBI</b>	7
<b>BB</b>	6
<b>SO</b>	8
<b>LOB</b>	20



livebaseballscorecards.com





Batter	1	2	3	4	5	6	7	8	9	AB R H RBI BB SO LOB	TOP
Gene Alley, R (1, 5) OBP: 0.265, SLG: 0.255	0-0 FC3-6 1B	0-3 K			0-0 F9			0-3 K		4 0 1 0 0 2 2	<b>Pittsburgh Pirates @ San Francisco Giants</b> Candlestick Park, San Francisco, CA Sat Sep 28 1963, 6:33 AM EDT Att: 10,332 - Unknown  <b>AB 34</b> <b>R 2</b> <b>H 7</b> <b>RBI 2</b> <b>BB 0</b> <b>SO 7</b> <b>LOB 8</b>  
Dick Schofield, S (1, 6) OBP: 0.336, SLG: 0.305	0-0 FC3-6 G6-3 1-2f		0-0 L6		0-0 4-3			0-0 F9		4 0 0 0 0 0 1	
Roberto Clemente, R (1, 9) OBP: 0.353, SLG: 0.463	0-0 G6-3 1-2f		0-3 K					0-0 4-3		4 0 0 0 0 1 1	
Bill Virdon, L (1, 8) OBP: 0.320, SLG: 0.374		0-0 E3 HR	0-0 4-3					0-0 6-3		4 1 1 0 0 0 0	
Willie Stargell, L (1, 7) OBP: 0.291, SLG: 0.429		0-0 HR		0-3 K				0-3 K		4 1 1 2 0 3 1	
Donn Clendenon, R (1, 3) OBP: 0.326, SLG: 0.431		0-0 F8		0-0 4-3				0-0 1B		4 0 1 0 0 1 1	
Bill Mazeroski, R (1, 4) OBP: 0.287, SLG: 0.343 Jerry Lynch, L (9, PH) OBP: 0.329, SLG: 0.460		0-0 F8		0-0 FC6-4 1B				0-0 F9	0-0 1-3	3 0 1 0 0 0 0 1 0 0 0 0 0 1	
Ron Brand, R (1, 2) OBP: 0.392, SLG: 0.365		0-0 1B 1B		0-0 FC6-4 1-2f				0-0 5-3		3 0 1 0 0 0 1	
Joe Gibbon, R (1, 1) OBP: 0.114, SLG: 0.093		0-0 1B			0-0 F8			0-0 4-3		3 0 1 0 0 0 0	
<b>Inning Stats</b>	R: 0 E: 0 K: 0 S: 3 H: 1 LOB: 0 BB: 0 P: 3	R: 2 E: 1 K: 1 S: 9 H: 3 LOB: 2 BB: 0 P: 9	R: 0 E: 0 K: 1 S: 5 H: 0 LOB: 0 BB: 0 P: 5	R: 0 E: 0 K: 1 S: 6 H: 1 LOB: 1 BB: 0 P: 6	R: 0 E: 0 K: 0 S: 3 H: 0 LOB: 0 BB: 0 P: 3	R: 0 E: 0 K: 2 S: 8 H: 1 LOB: 1 BB: 0 P: 8	R: 0 E: 0 K: 0 S: 3 H: 0 LOB: 0 BB: 0 P: 3	R: 0 E: 0 K: 1 S: 5 H: 0 LOB: 0 BB: 0 P: 5	R: 0 E: 0 K: 1 S: 6 H: 1 LOB: 1 BB: 0 P: 6	1B: 6 2B: 0 3B: 0 HR: 1 SF: 0 SAC: 0 DP: 1 HBP: 0	WP: 0 PB: 0 SB: 0 CS: 0 PA: 34
<b>PITCHER</b> Juan Marichal, R (1, 1) ERA: 2.41	IP WLS BF H R ER SO BB IBB HBP BLK WP HR S P ERA WHIP										
	9.0 W 34 7 2 1 7 0 0 0 0 0 1 48 48 1.00 0.778										

livebaseballscorecards.com



Batter	1	2	3	4	5	6	7	8	9	AB R H RBI BB SO LOB	TOP											
Gene Alley, R OBP: 0.245, SLG: 0.235 (1, 5) X	0-0 6-3		0-0 F9			0-3 K		0-0 F4		4 0 0 0 0 1 1												
Dick Schofield, S OBP: 0.333, SLG: 0.303 (1, 6) X	0-0 6-3		0-3 K			0-3 K		0-0 G3		4 0 0 0 0 2 1												
Roberto Clemente, R OBP: 0.356, SLG: 0.470 (1, 9) X	0-0 1B					0-3 K			0-0 HR	4 1 3 1 0 1 0												
Bill Virdon, L OBP: 0.321, SLG: 0.374 (1, 8) X	0-0 1-2					0-0 F8			4-0 1B	3 1 1 0 1 1 1												
Jerry Lynch, L OBP: 0.324, SLG: 0.454 (1, 7) X	0-0 6-3					0-0 F4		0-0 F8	0-0 4-3	4 0 0 0 0 0 4												
Donn Clendenon, R OBP: 0.326, SLG: 0.430 (1, 3) X			0-0 F9			0-0 F8			0-0 F8	4 0 1 0 0 0 2												
Bill Mazerowski, R OBP: 0.286, SLG: 0.343 (1, 4) X						0-0 F8			0-0 4-3	4 0 1 1 0 0 1												
Ron Brand, R OBP: 0.390, SLG: 0.364 (1, 2)			0-3 K			0-0 F9			4-0 1B	3 0 1 0 0 1 0												
Jim Pagliaroni, R OBP: 0.330, SLG: 0.381 (8, 2)									1-2 BB	0 0 0 0 1 0 0												
Tommie Sisk, R OBP: 0.167, SLG: 0.063 (1, 1)			0-0 F8			0-0 F5			0-0 F7	2 0 0 0 0 0 0												
Willie Stargell, L OBP: 0.290, SLG: 0.428 (8, PH)										1 0 0 0 0 1 1												
Al McBean, R OBP: 0.200, SLG: 0.333 (8, 1)										0 0 0 0 0 0 0												
Manny Mota, R OBP: 0.313, SLG: 0.333 (9, PH)										1 0 0 0 0 0 2												
<b>Inning Stats</b>	R: 0 E: 0 K: 0 S: 5	H: 2 LOB: 2 BB: 0 P: 5	R: 0 E: 0 K: 1 S: 5	H: 0 LOB: 0 BB: 0 P: 5	R: 0 E: 0 K: 1 S: 5	H: 0 LOB: 0 BB: 0 P: 5	R: 0 E: 0 K: 0 S: 4	H: 1 LOB: 1 BB: 0 P: 4	R: 0 E: 0 K: 0 S: 3	H: 0 LOB: 0 BB: 0 P: 3	R: 0 E: 0 K: 3 S: 9	H: 0 LOB: 0 BB: 0 P: 9	R: 0 E: 0 K: 1 S: 6	H: 1 LOB: 1 BB: 0 P: 6	R: 0 E: 0 K: 1 S: 6	H: 1 LOB: 1 BB: 0 P: 6	R: 2 E: 0 K: 0 S: 5	H: 2 LOB: 2 BB: 2 P: 13	1B: 6 2B: 0 3B: 0 HR: 1	SF: 0 SAC: 0 DP: 0 HBP: 0	WP: 0 PB: 0 SB: 0 CS: 0	PA: 36
<b>PITCHER</b>	IP WLS BF H R ER SO BB IBB HBP BLK WP HR S P ERA WHIP																					
Jack Sanford, R ERA: 3.51 (1, 1)	8.0 W 31 6 2 2 7 1 0 0 0 0 1 44 48 2.25 0.875																					
Billy O'Dell, L ERA: 3.16 (9, 1)	1.0 S 5 1 0 0 0 1 0 0 0 0 0 4 8 0.00 2.000																					

Pittsburgh Pirates @ San Francisco Giants  
 Candlestick Park, San Francisco, CA  
 Sun Sep 29 1963, 6:33 AM EDT  
 Att: 33,301 - Unknown

AB	34
R	2
H	7
RBI	2
BB	2
SO	7
LOB	13



WP: 0	PA: 36
PB: 0	
SB: 0	
CS: 0	

ERA	WHIP
-----	------

1B	6
2B	0
3B	0
HR	1

Batter	1	2	3	4	5	6	7	8	9
<b>Chuck Hiller, L</b> (1, 4) <small>OBP: 0.261, SLG: 0.300</small> <b>Ernie Bowman, R</b> (9, 4) <small>OBP: 0.181, SLG: 0.208</small>	0-0 4-3		0-0 F9		0-0 4-3			0-0 3-1	
<b>Willie McCovey, L</b> (1, 7) <small>OBP: 0.350, SLG: 0.566</small> <b>Jesus Alou, R</b> (8, PR) <small>OBP: 0.280, SLG: 0.292</small> (9, 7)	0-3 K		0-0 F5		0-0 5-3			0-0 E1	
<b>Orlando Cepeda, R</b> (1, 3) <small>OBP: 0.366, SLG: 0.563</small>	0-3 K		4-0 WP BB		0-0 F7			4-0 1B HR BB	
<b>Willie Mays, R</b> (1, 8) <small>OBP: 0.380, SLG: 0.582</small>		0-0 1B 1B	4-0 1-2 BB		0-0 F9			0-0 1-3 HR 1B	
<b>Felipe Alou, R</b> (1, 9) <small>OBP: 0.319, SLG: 0.474</small>		0-0 1B 1B	0-0 F8		0-0 5-3			0-0 1-H 3-H HR	
<b>Tom Haller, L</b> (1, 2) <small>OBP: 0.332, SLG: 0.430</small>		0-0 WP 1B		0-0 F8		0-0 F8		0-0 3-1	
<b>Jim Davenport, R</b> (1, 5) <small>OBP: 0.297, SLG: 0.333</small>		0-3 K		0-3 K2-3			0-0 F8		
<b>Jose Pagan, R</b> (1, 6) <small>OBP: 0.277, SLG: 0.300</small>		4-0 G4-6-3 IBB		0-0 1B		0-0 5-3			
<b>Jack Sanford, R</b> (1, 1) <small>OBP: 0.234, SLG: 0.181</small> <b>Billy O'Dell, S</b> (9, 1) <small>OBP: 0.244, SLG: 0.244</small>		0-0 G4-6-3		0-3 K		0-0 6-3			

AB	R	H	RBI	BB	SO	LOB
4	0	0	0	0	0	0
0	0	0	0	0	0	0
4	0	0	0	0	1	0
0	0	0	0	0	0	0
2	1	0	0	2	1	0
3	2	2	0	1	0	0
4	1	2	3	0	0	2
4	0	1	1	0	0	1
3	0	0	0	0	2	2
2	0	1	0	1	0	0
3	0	0	0	0	1	4
0	0	0	0	0	0	0
1B: 5	SF: 0					
2B: 0	SAC: 0					
3B: 0	DP: 1					
HR: 1	HBP: 0					

**BOTTOM**

**Pittsburgh Pirates @ San Francisco Giants**  
 Candlestick Park, San Francisco, CA

Sun Sep 29 1963, 6:33 AM EDT  
 Att. 33,301 - Unknown

[livebaseballscorecards.com](http://livebaseballscorecards.com)

<b>AB</b>	<b>29</b>
<b>R</b>	<b>4</b>
<b>H</b>	<b>6</b>
<b>RBI</b>	<b>4</b>
<b>BB</b>	<b>4</b>
<b>SO</b>	<b>5</b>
<b>LOB</b>	<b>9</b>



Inning Stats		R: 0	H: 0	E: 0	K: 2	S: 7	R: 1	H: 3	E: 0	K: 1	S: 7	R: 0	H: 0	E: 0	K: 0	S: 3	R: 0	H: 1	E: 0	K: 2	S: 8	R: 0	H: 0	E: 0	K: 0	S: 3	R: 0	H: 0	E: 0	K: 0	S: 3	R: 3	H: 2	E: 1	K: 0	S: 5
		LOB: 0	BB: 0	P: 7	LOB: 2	BB: 1	P: 11	LOB: 1	BB: 2	P: 11	LOB: 1	BB: 0	P: 8	LOB: 0	BB: 0	P: 3	LOB: 0	BB: 0	P: 3	LOB: 0	BB: 0	P: 3	LOB: 1	BB: 1	P: 9	LOB: 0	BB: 0	P: 9	LOB: 1	BB: 1	P: 9	LOB: 1	BB: 1	P: 9		
<b>PITCHER</b>	<b>IP</b>	<b>WLS</b>	<b>BF</b>	<b>H</b>	<b>R</b>	<b>ER</b>	<b>SO</b>	<b>BB</b>	<b>IBB</b>	<b>HBP</b>	<b>BLK</b>	<b>WP</b>	<b>HR</b>	<b>S</b>	<b>P</b>	<b>ERA</b>	<b>WHIP</b>																			
<b>Tommie Sisk, R</b> (1, 1) <small>ERA: 2.92</small>	7.0	L	27	4	1	1	5	2	1	0	0	2	0	34	46	1.29	0.857																			
<b>Al McBean, R</b> (8, 1) <small>ERA: 2.57</small>	1.0		6	2	3	3	0	1	0	0	0	0	1	5	9	27.00	3.000																			
		<b>IP</b>	<b>WLS</b>	<b>BF</b>	<b>H</b>	<b>R</b>	<b>ER</b>	<b>SO</b>	<b>BB</b>	<b>IBB</b>	<b>HBP</b>	<b>BLK</b>	<b>WP</b>	<b>HR</b>	<b>S</b>	<b>P</b>	<b>ERA</b>	<b>WHIP</b>																		