

San Francisco Giants - 1963

Batter	1	2	3	4	5	6	7	8	9	AB	R	H	RBI	BB	SO	LOB	TOP			
Chuck Hiller, L (1.4)	0-0 SH2-3 1B	4-0 1B 1-2 BB		0-0 G3		0-0 4-3		0-0 6-3		4	0	1	0	1	0	2				
Jim Davenport, R (1.5)	0-0 SH2-3 1-2	0-0			0-3 K	0-0 F2		0-3 K		4	0	1	1	0	2	1				
Willie Mays, R (1.8)	0-0 1-3	0-0 F2			0-3 K		0-3 K		4-0 1B HR	4	1	0	0	1	2	3				
Willie McCovey, L (1.7)	0-0 4-3		0-0 L1-3 1B		4-0 BB 1B		0-0 1B 1B		0-0 1-3 HR	4	2	3	0	1	0	1				
Orlando Cepeda, R (1.3)		0-0 E7 2B	0-0 L1-3		0-0 BB 1B		0-0 1B 1B		0-0 1-3 HR	5	2	3	3	0	0	1				
Tom Haller, L (1.2)		0-0 F2	0-0 F6		4-0 1-2 2-3 BB		0-0 F7		0-0 4-3	4	0	0	0	1	0	3				
Felipe Alou, R (1.9)		0-0 1B 2B		0-0 SH2-3 1B		0-3 K		0-0 FC6-4 1B		5	1	3	2	0	1	3				
Jose Pagan, R (1.6)		0-0 6-3		0-0 F5		0-0 E6 SH1-4		0-0 FC6-4		5	0	0	0	0	0	4				
Billy O'Dell, S (1.1)		0-0 BB 1B		0-0 SH2-3		0-0 SH1-4		0-3 K		2	1	1	1	0	1	0				
Inning Stats	R: 0 E: 0 K: 0 S: 4	H: 1 LOB: 1 BB: 0 P: 4	R: 3 E: 1 K: 0 S: 7	H: 3 LOB: 2 BB: 1 P: 11	R: 0 E: 0 K: 0 S: 3	H: 1 LOB: 0 BB: 0 P: 3	R: 0 E: 0 K: 0 S: 4	H: 1 LOB: 1 BB: 0 P: 4	R: 0 E: 0 K: 3 S: 10	H: 0 LOB: 3 BB: 2 P: 18	R: 1 E: 0 K: 1 S: 8	H: 3 LOB: 2 BB: 0 P: 8	R: 0 E: 0 K: 2 S: 7	H: 0 LOB: 0 BB: 0 P: 7	R: 3 E: 0 K: 0 S: 5	H: 2 LOB: 0 BB: 1 P: 9	1B: 10 2B: 2 3B: 0 HR: 1	SF: 0 SAC: 3 DP: 1 HBP: 0	WP: 0 PB: 0 SB: 0 CS: 0	PA: 44
PITCHER	IP WLS BF H R ER SO BB IBB HBP BLK WP HR S P ERA WHIP																			
Ken Johnson, R (1.1)	5.0 L 25 7 3 0 3 3 0 0 0 0 0 0 28 40 0.00 2.000																			
Conrad Cardinal, R (6.1)	3.0 13 3 1 1 3 0 0 0 0 0 0 0 19 19 3.00 1.000																			
Chris Zachary, R (9.1)	1.0 6 2 3 3 0 1 0 0 0 0 0 1 5 9 27.00 3.000																			

San Francisco Giants @ Houston Colt 45's
Colt Stadium, Houston, TX
Thu Apr 11 1963, 7:05 PM EST
Att. 8,827 - Unknown - 73 F

AB 37
R 7
H 12
RBI 7
BB 4
SO 6
LOB 18

GIANTS

Batter	1	2	3	4	5	6	7	8	9	AB	R	H	RBI	BB	SO	LOB	BOTTOM			
Bob Lillis, R (1.6)	0-0 4-3		0-0 F4		0-0 F9			0-0 F9		4	0	0	0	0	0	1				
Johnny Temple, R (1.4)	0-0 E6 FC4-6		0-0 F7			0-0 F8		0-0 F8		4	1	0	0	0	0	0				
Carl Warwick, R (1.9)	4-0 FC4-6 1-3 BB			0-0 FC5-4 1B		0-0 G5-4-3 1B		0-3 K		3	0	2	0	1	1	0				
Carroll Hardy, R (1.7)	0-0 FC4-6 1-2 3-H			0-0 FC5-4 1-2		0-0 G5-4-3 1-2		0-3 K		4	0	0	1	0	1	3				
Bob Aspromonte, R (1.5)	0-0 6-3			0-0 F7		0-0 5-3				3	0	0	0	0	0	2				
Howie Goss, R (1.8)		0-0 F8		0-3 K		0-0 6-3				3	0	0	0	0	1	1				
Rusty Staub, L (1.3)		4-0 G6-4-3 BB			0-0 1B		0-0 1-3			2	0	1	0	1	0	0				
Jim Campbell, R (1.2)		0-0 G6-4-3 1-2			0-3 K		0-0 F8			3	0	0	0	0	1	2				
Ken Johnson, R (1.1)			0-3 K		0-3 K		0-0 F7			1	0	0	0	0	1	0				
Hal Smith, R (5, PH)										1	0	0	0	0	1	1				
Conrad Cardinal, R (6.1)										0	0	0	0	0	0	0				
J C Hartman, R (8, PH)										1	0	0	0	0	0	0				
Chris Zachary, L (9.1)										0	0	0	0	0	0	0				
Inning Stats	R: 1 E: 1 K: 0 S: 4	H: 0 LOB: 1 BB: 1 P: 8	R: 0 E: 0 K: 0 S: 2	H: 0 LOB: 0 BB: 1 P: 6	R: 0 E: 0 K: 1 S: 5	H: 0 LOB: 0 BB: 0 P: 5	R: 0 E: 0 K: 1 S: 6	H: 1 LOB: 1 BB: 0 P: 6	R: 0 E: 0 K: 2 S: 8	H: 1 LOB: 0 BB: 0 P: 8	R: 0 E: 0 K: 0 S: 3	H: 0 LOB: 0 BB: 0 P: 3	R: 0 E: 0 K: 0 S: 3	H: 0 LOB: 0 BB: 0 P: 3	R: 0 E: 0 K: 2 S: 7	H: 0 LOB: 0 BB: 0 P: 7	1B: 3 2B: 0 3B: 0 HR: 0	SF: 0 SAC: 0 DP: 2 HBP: 0	WP: 0 PB: 0 SB: 0 CS: 0	PA: 31
PITCHER	IP WLS BF H R ER SO BB IBB HBP BLK WP HR S P ERA WHIP																			
Billy O'Dell, L (1.1)	9.0 W 31 3 1 0 6 2 0 0 0 0 0 0 41 49 0.00 0.556																			

San Francisco Giants @ Houston Colt 45's
Colt Stadium, Houston, TX
Thu Apr 11 1963, 7:05 PM EST
Att. 8,827 - Unknown - 73 F


AB 29
R 1
H 3
RBI 1
BB 2
SO 6
LOB 10

HOUSTON COLT 45's

Batter	1	2	3	4	5	6	7	8	9	AB	R	H	RBI	BB	SO	LOB	TOP								
Chuck Hiller, L (1.4)	4-3		CS BB		F9		G6-3			3	0	0	0	1	0	2	San Francisco Giants @ Chicago Cubs Wrigley Field, Chicago, IL Sat Apr 13 1963, 3:33 AM CST Att: 12,090 - Unknown								
Jim Davenport, R (1.5)	1-3		K		BB			6-3	3	0	0	0	1	1	1										
Willie Mays, R (1.8)	1B			K	G3			HR	4	1	2	1	0	1	2										
Willie McCovey, L (1.7)	4-3			HR	G3			F9	4	1	1	1	0	0	1										
Orlando Cepeda, R (1.3)		5-3		1-3		2B BB		F7	3	0	0	0	1	0	0										
Tom Haller, L (1.2)		1B				F9			4	0	2	0	0	1	1										
Felipe Alou, R (1.9)	FC6-4			2B				1B	4	0	2	0	0	0	2										
Jose Pagan, R (1.6)		5-3			6-3		K	F9	4	0	0	0	0	1	2										
Jack Sanford, R (1.1)			CS BB		F9 2B		E6	K	3	0	1	0	1	1	1										
Inning Stats	R: 0 E: 0 K: 0 S: 4	H: 1 LOB: 1 BB: 0 P: 4	R: 0 E: 0 K: 0 S: 4	H: 1 LOB: 1 BB: 0 P: 4	R: 0 E: 0 K: 1 S: 3	H: 0 LOB: 0 BB: 2 P: 11	R: 1 E: 0 K: 1 S: 7	H: 2 LOB: 1 BB: 0 P: 7	R: 0 E: 0 K: 0 S: 4	H: 1 LOB: 2 BB: 1 P: 8	R: 0 E: 1 K: 1 S: 5	H: 0 LOB: 0 BB: 0 P: 5	R: 1 E: 0 K: 0 S: 4	H: 1 LOB: 0 BB: 0 P: 4	R: 0 E: 0 K: 2 S: 8	H: 1 LOB: 1 BB: 0 P: 8	1B: 3 2B: 3 3B: 0 HR: 2	SF: 0 SAC: 0 DP: 1 HBP: 0	WP: 0 PB: 0 SB: 2 CS: 2	PA: 36					
PITCHER	IP	WLS	BF	H	R	ER	SO	BB	IBB	HBP	BLK	WP	HR	S	P	ERA	WHIP								
Glen Hobbie, R (1.1)	5.1		22	5	1	1	2	3	0	0	0	0	1	23	35	1.69	1.500								
Paul Toth, R (6.1)	2.2	L	10	2	1	1	1	1	0	0	0	0	1	11	15	3.38	1.125								
Don Elston, R (9.1)	1.0		4	1	0	0	2	0	0	0	0	0	0	8	8	0.00	1.000								

Batter	1	2	3	4	5	6	7	8	9	AB	R	H	RBI	BB	SO	LOB	BOTTOM								
Don Landrum, L (1.8)	K		4-3			G1-6-3 1B		E3		4	0	1	0	0	1	2	San Francisco Giants @ Chicago Cubs Wrigley Field, Chicago, IL Sat Apr 13 1963, 3:33 AM CST Att: 12,090 - Unknown								
Andra Rodgers, R (1.6)	F7			K		G1-6-3		P4	4	0	0	0	0	1	3										
Billy Williams, L (1.7)	G3			P4		F9		P4	4	0	0	0	0	0	0										
Ron Santo, R (1.5)		1-3		F9			1-3	F9	4	0	0	0	0	0	0										
14 Ernie Banks, R (1.3)		F9			E 2B		F8	F7	4	1	1	0	0	0	0										
Lou Brock, L (1.9)		4-3			F7		K PO		3	0	0	0	0	1	1										
Ken Hubbs, R (1.4) Ken Aspromonte, R (3.4)			6-3 BB		E6		PO	4-3	0	0	0	0	0	0	0										
Dick Bertell, R (1.2)			6-3		F7			F2	3	0	0	0	0	2	2										
Glen Hobbie, R (1.1) Paul Toth, R (6.1) Merritt Ranew, L (6. PH) Nelson Mathews, R (8. FR) Don Elston, R (9.1)			6-3		K			E 1B	2	0	0	0	0	1	2										
Inning Stats	R: 0 E: 0 K: 1 S: 5	H: 0 LOB: 0 BB: 0 P: 5	R: 0 E: 0 K: 0 S: 3	H: 0 LOB: 0 BB: 0 P: 3	R: 0 E: 0 K: 0 S: 3	H: 0 LOB: 1 BB: 1 P: 7	R: 0 E: 0 K: 1 S: 5	H: 0 LOB: 0 BB: 0 P: 5	R: 1 E: 1 K: 1 S: 7	H: 1 LOB: 1 BB: 0 P: 7	R: 0 E: 0 K: 0 S: 3	H: 1 LOB: 2 BB: 0 P: 3	R: 0 E: 0 K: 0 S: 5	H: 0 LOB: 0 BB: 0 P: 5	R: 0 E: 1 K: 0 S: 5	H: 1 LOB: 2 BB: 0 P: 5	R: 0 E: 0 K: 0 S: 3	H: 0 LOB: 0 BB: 0 P: 3	1B: 2 2B: 1 3B: 0 HR: 0	SF: 0 SAC: 0 DP: 1 HBP: 0	WP: 0 PB: 1 SB: 0 CS: 0	PA: 33			
PITCHER	IP	WLS	BF	H	R	ER	SO	BB	IBB	HBP	BLK	WP	HR	S	P	ERA	WHIP								
Jack Sanford, R (1.1)	9.0	W	32	3	1	0	4	1	0	0	0	0	0	39	43	0.00	0.444								



Batter	1	2	3	4	5	6	7	8	9	AB	R	H	RBI	BB	SO	LOB	TOP				
Chuck Hiller, L (1.4) OBP: 0.217, SLG: 0.143	0-0 4-3		0-0 F2			0-0 4-3		0-0 E9 F8 2B	4 1 0 0 0 0 1								San Francisco Giants @ Chicago Cubs Wrigley Field, Chicago, IL Sun Apr 14 1963, 3:33 AM CST Att: 10,072 - Sunny				
Jim Davenport, R (1.5) OBP: 0.182, SLG: 0.143	0-3 K			0-3 K		0-0 2-3		0-0 F9	4 0 0 0 0 2 1												
Willie Mays, R (1.8) OBP: 0.391, SLG: 0.556	0-3 K			0-0 4-3			0-0 F3	0-0 F8 2-3	4 0 0 0 0 1 1												
Willie McCovey, L (1.7) OBP: 0.455, SLG: 0.750		0-0 4-3		0-3 K			0-0 3-1	0-0 1B 2B	4 0 1 1 0 1 0												
Orlando Cepeda, R (1.3) OBP: 0.545, SLG: 0.900 Jose Cardenal, R (9, PR)		0-0 5-3			4-0 G6-3 BB		0-0 F7	0-0 2B 1B	3 0 1 0 1 0 0 0 0 0 0 0 0 0												
Tom Haller, L (1.2) OBP: 0.273, SLG: 0.211		0-0 F8			4-0 G6-3 1-2 BB			0-0 4-3	3 0 0 0 1 0 2												
Felipe Alou, R (1.9) OBP: 0.800, SLG: 1.105			0-0 F6		0-0 G6-3 1-2 2-3			0-0 2B	3 0 1 0 0 0 2												
Jose Pagan, R (1.6) OBP: 0.053, SLG: 0.053			0-0 1-3		0-3 K			0-0 5-3	3 0 0 0 0 1 2												
Juan Marichal, R (1.1) OBP: 0.500, SLG: 0.500 Harvey Kuenn, R (6, PH) Jack Fisher, R (6, PH) Ed Bailey, L (8, PH) Bobby Bolin, R (8.1)					0-0 4-3			0-3 K	1 0 1 0 0 0 0 1 0 0 0 0 0 0 0 0 0 0 0 0 0 1 0 0 0 0 1 1 0 0 0 0 0 0 0												
Inning Stats	R: 0 E: 0 K: 2 S: 7	H: 0 LOB: 0 BB: 0 P: 7	R: 0 E: 0 K: 0 S: 3	H: 0 LOB: 0 BB: 0 P: 3	R: 0 E: 0 K: 0 S: 4	H: 1 LOB: 1 BB: 0 P: 4	R: 0 E: 0 K: 2 S: 7	H: 0 LOB: 0 BB: 0 P: 7	R: 0 E: 0 K: 1 S: 4	H: 0 LOB: 1 BB: 2 P: 12	R: 0 E: 0 K: 0 S: 3	H: 0 LOB: 0 BB: 0 P: 3	R: 0 E: 0 K: 1 S: 6	H: 1 LOB: 1 BB: 0 P: 6	R: 1 E: 1 K: 0 S: 6	H: 2 LOB: 2 BB: 0 P: 6		1B: 2 2B: 2 3B: 0 HR: 0	SF: 0 SAC: 0 DP: 1 HBP: 0	WP: 0 PB: 0 SB: 0 CS: 0	PA: 33
PITCHER	IP WLS BF H R ER SO BB IBB HBP BLK WP HR S P ERA WHIP																				
Larry Jackson, R (1.1) ERA: 1.15 Lindy McDaniel, R (9.1) ERA:	8.2 W 31 3 1 0 6 2 0 0 0 0 0 0 41 49 0.00 0.577																				


Batter	1	2	3	4	5	6	7	8	9	AB	R	H	RBI	BB	SO	LOB	BOTTOM				
Don Landrum, L (1.8) OBP: 0.333, SLG: 0.364	0-3 K		0-0 G3 2B		0-3 K			0-3 K	4 0 1 0 0 3 0								San Francisco Giants @ Chicago Cubs Wrigley Field, Chicago, IL Sun Apr 14 1963, 3:33 AM CST Att: 10,072 - Sunny				
Andra Rodgers, R (1.6) OBP: 0.381, SLG: 0.421	0-0 F9		0-0 G3 2-3			0-0 E7 1B		0-0 WP 2B	4 1 2 0 0 0 1												
Billy Williams, L (1.7) OBP: 0.350, SLG: 0.235	0-0 F7		0-0 3-1			0-0 F8		4-0 CS BB	3 0 0 0 1 0 2												
Ron Santo, R (1.5) OBP: 0.316, SLG: 0.579		0-0 14 2B 1B		0-0 HR		0-0 L4		0-0 CS	3 2 2 1 0 0 1												
14 Ernie Banks, R (1.3) OBP: 0.263, SLG: 0.389		0-0 4-3 1-H 2B		0-0 5-3		0-0 4-3			3 0 1 1 0 0 1												
Lou Brock, L (1.9) OBP: 0.056, SLG: 0.056		0-0 F9		0-0 1-3			0-3 K		3 0 0 0 0 1 1												
Ken Aspromonte, R (1.4)		0-0 4-3		0-0 4-3			0-0 F7		3 0 0 0 0 0 1												
Dick Bertell, R (1.2) OBP: 0.176, SLG: 0.125		0-0 3-1			0-0 CS 1B		0-0 F6		3 0 1 0 0 0 1												
Larry Jackson, R (1.1) OBP: 0.200, SLG: 0.200 Lindy McDaniel, R (9.1) ERA:			0-3 K		0-0 4-3		0-3 K		3 0 0 0 0 2 1 0 0 0 0 0 0 0												
Inning Stats	R: 0 E: 0 K: 1 S: 5	H: 2 LOB: 1 BB: 0 P: 5	R: 1 E: 0 K: 0 S: 5	H: 2 LOB: 1 BB: 0 P: 5	R: 0 E: 0 K: 1 S: 6	H: 1 LOB: 1 BB: 0 P: 6	R: 1 E: 0 K: 0 S: 4	H: 1 LOB: 0 BB: 0 P: 4	R: 0 E: 1 K: 0 S: 4	H: 1 LOB: 1 BB: 0 P: 4	R: 0 E: 0 K: 1 S: 5	H: 0 LOB: 0 BB: 0 P: 5	R: 1 E: 0 K: 2 S: 7	H: 1 LOB: 0 BB: 1 P: 11	R: 1 E: 0 K: 0 S: 7	H: 1 LOB: 0 BB: 0 P: 11		1B: 3 2B: 3 3B: 0 HR: 1	SF: 0 SAC: 0 DP: 0 HBP: 0	WP: 2 PB: 0 SB: 0 CS: 2	PA: 31
PITCHER	IP WLS BF H R ER SO BB IBB HBP BLK WP HR S P ERA WHIP																				
Juan Marichal, R (1.1) ERA: 7.71 Jack Fisher, R (6.1) ERA: Bobby Bolin, R (8.1) ERA: 3.0	5.0 L 19 5 2 2 3 0 0 0 0 0 0 0 25 25 3.60 1.000																				



Batter	1	2	3	4	5	6	7	8	9	AB	R	H	RBI	BB	SO	LOB	TOP			
J C Hartman, R OBP: 0.200, SLG: 0.200	0-0 2-3			0-0 E3		0-0 4-3		0-0 BB 1B		4	0	1	0	0	0	0	Houston Colt 45's @ San Francisco Giants Candlestick Park, San Francisco, CA Tue Apr 16 1963, 6:33 AM EST Att: 40,782 - Cloudy - 51 F			
Johnny Temple, R OBP: 0.182, SLG: 0.100 Ernie Fazio, R (6, FR) (6, 4)	0-0 F6			0-0 L6		0-0 BLK 1B		0-3 K		3	0	1	0	0	0	0				
Pete Runnels, L OBP: 0.423, SLG: 0.435	0-0 F6			4-0 BB		0-3 K		4-0 1-2 2-3 BB		2	0	0	0	2	1	1				
Carl Warwick, R OBP: 0.438, SLG: 0.357		0-0 F9		0-0 F8				0-0 F8	0-3 K	4	0	0	0	0	1	4				
Bob Aspromonte, R OBP: 0.207, SLG: 0.185		0-0 5-3			0-3 K			0-0 F6		4	0	1	0	0	1	0				
Howie Goss, R OBP: 0.387, SLG: 0.367		0-0 F6			0-0 1B			0-3 K		4	0	1	0	0	1	1				
Carroll Hardy, R OBP: 0.231, SLG: 0.250			4-0 G1-6-3 BB		0-3 K			0-0 4-3		3	0	1	0	1	1	2				
Hal Smith, R OBP: 0.300, SLG: 0.222			0-0 F8		0-0 F8			0-0 BB 1B	0-0 4-3	4	0	1	0	0	0	3				
Bob Bruce, R Conrad Cardinal, R Bob Lillis, R OBP: 0.200, SLG: 0.158 Dick Drott, R (8, 1)			0-0 G1-6-3			0-0 F7		0-0 F9		0	0	0	0	0	0	0				
Inning Stats	R: 0 E: 0 K: 0 S: 3	H: 0 LOB: 0 BB: 0 P: 3	R: 0 E: 0 K: 0 S: 3	H: 0 LOB: 0 BB: 0 P: 3	R: 0 E: 0 K: 0 S: 2	H: 0 LOB: 0 BB: 1 P: 6	R: 0 E: 1 K: 0 S: 3	H: 0 LOB: 1 BB: 0 P: 7	R: 0 E: 0 K: 2 S: 8	H: 1 LOB: 1 BB: 0 P: 8	R: 0 E: 0 K: 1 S: 6	H: 1 LOB: 1 BB: 0 P: 6	R: 0 E: 0 K: 2 S: 9	H: 2 LOB: 3 BB: 1 P: 13	R: 0 E: 0 K: 0 S: 4	H: 1 LOB: 1 BB: 0 P: 4		1B: 5 2B: 1 3B: 0 HR: 0	SF: 0 SAC: 0 DP: 1 HBP: 0	WP: 0 PB: 0 SB: 0 CS: 0
PITCHER Billy Pierce, L ERA:	IP: 9.0 WLS: W BF: 35 H: 6 R: 0 ER: 0 SO: 6 BB: 3 IBB: 0 HBP: 0 BLK: 1 WP: 0 HR: 0 S: 44 P: 56 ERA: 0.00 WHIP: 1.000																			

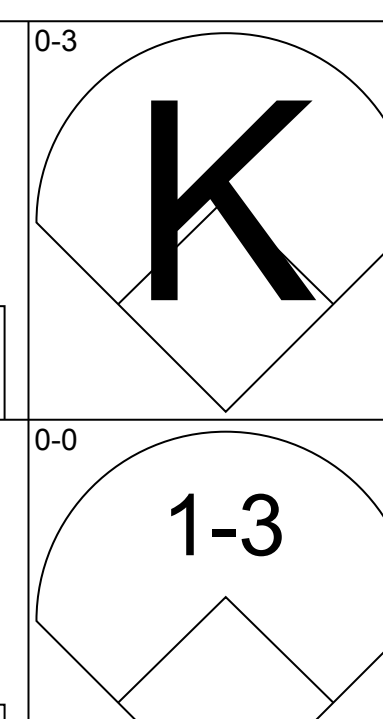
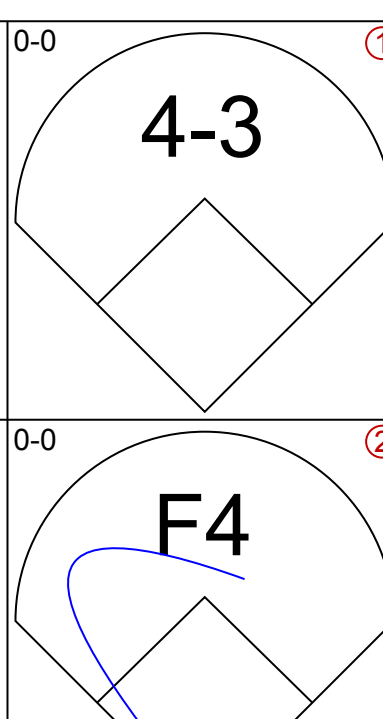
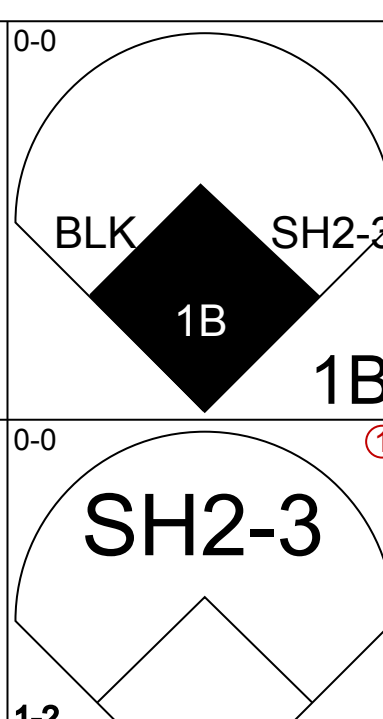
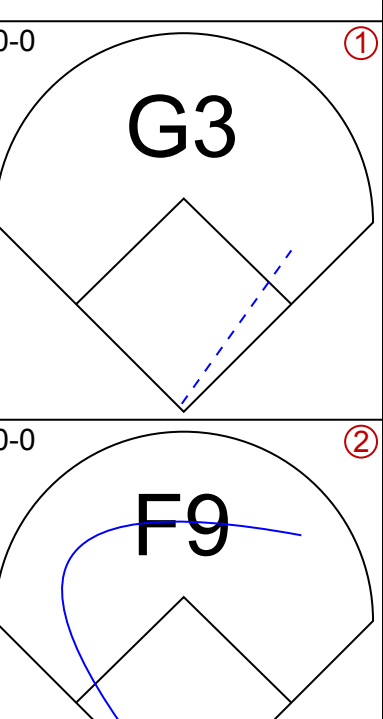
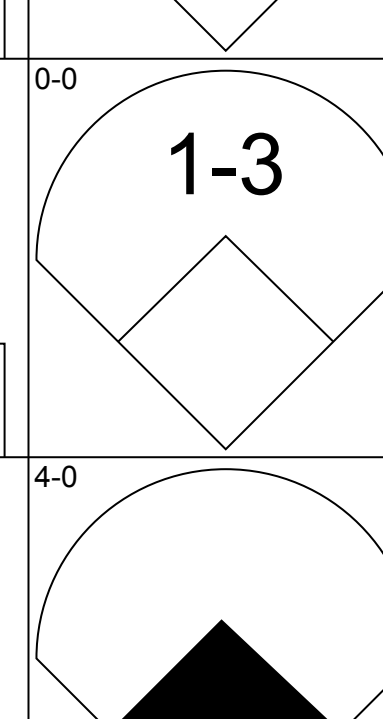
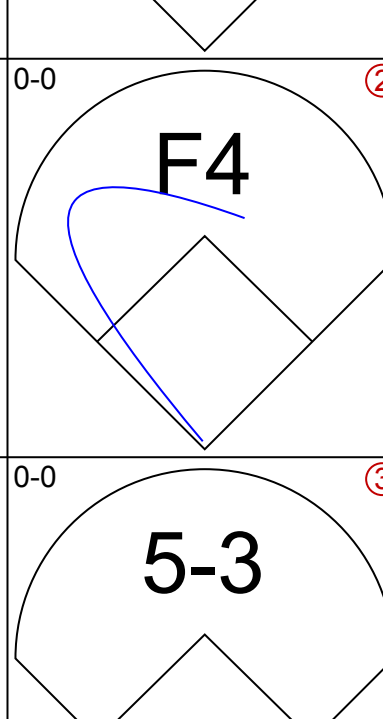
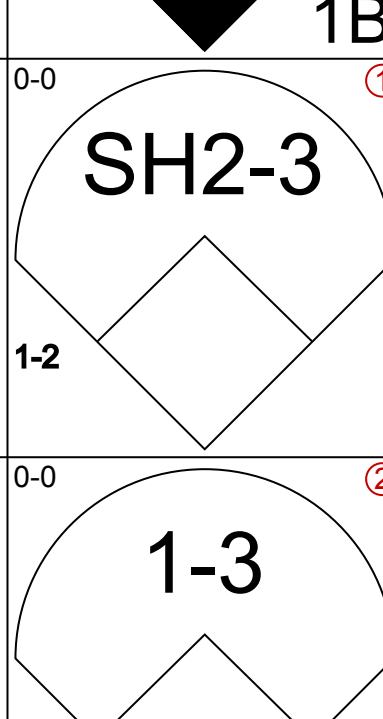
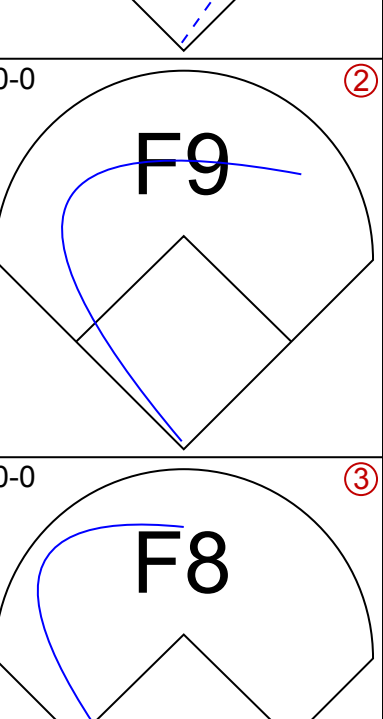
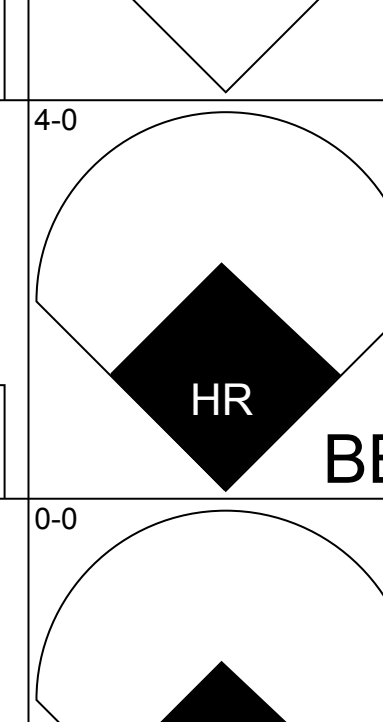
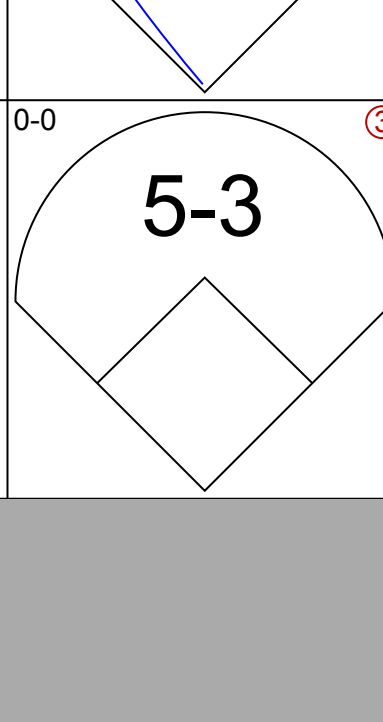
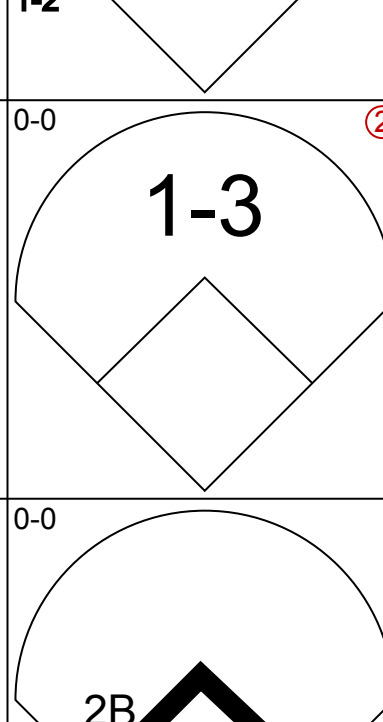
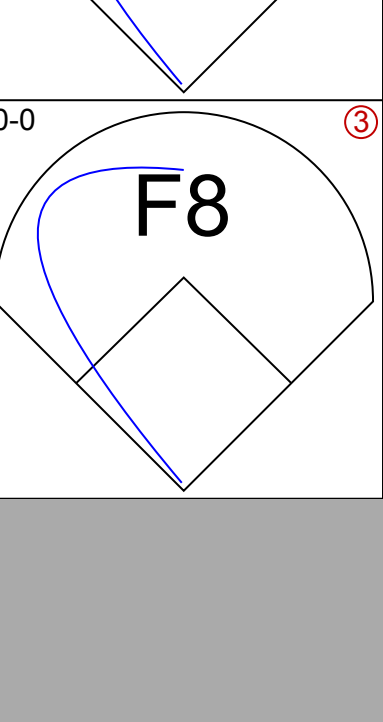
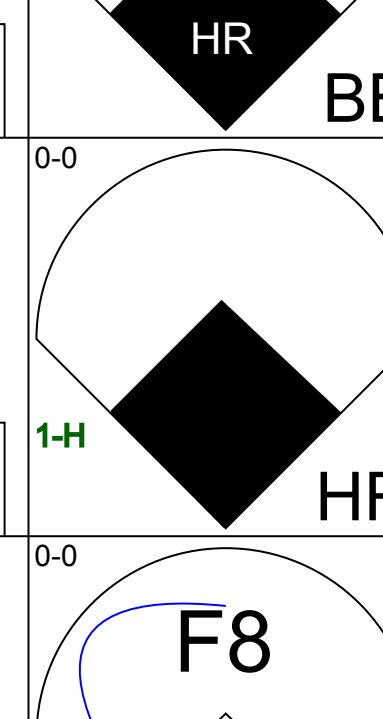
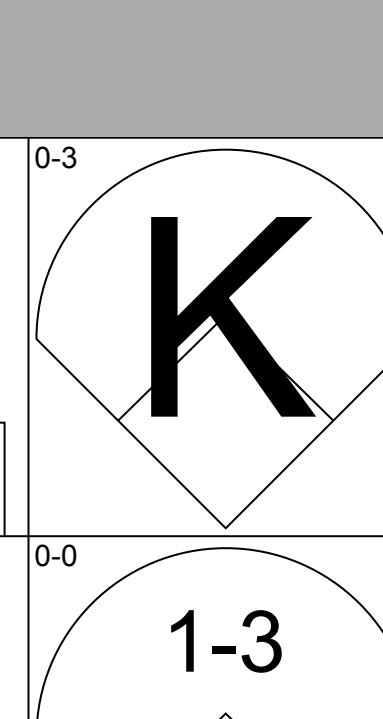
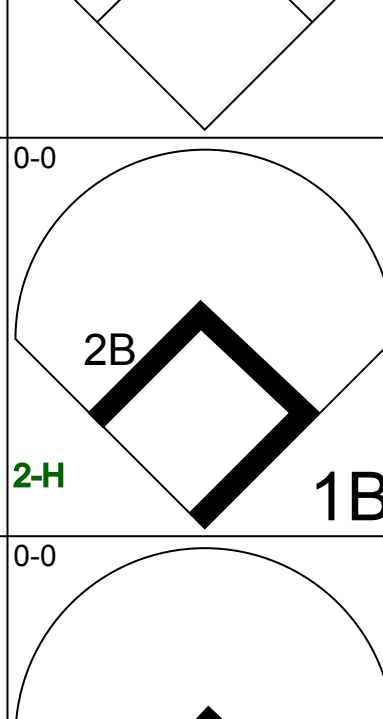
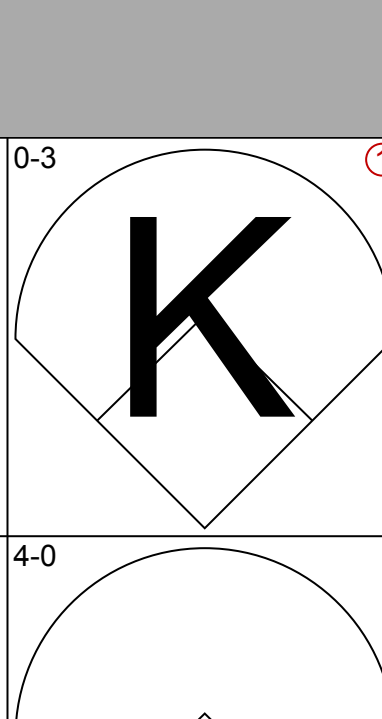
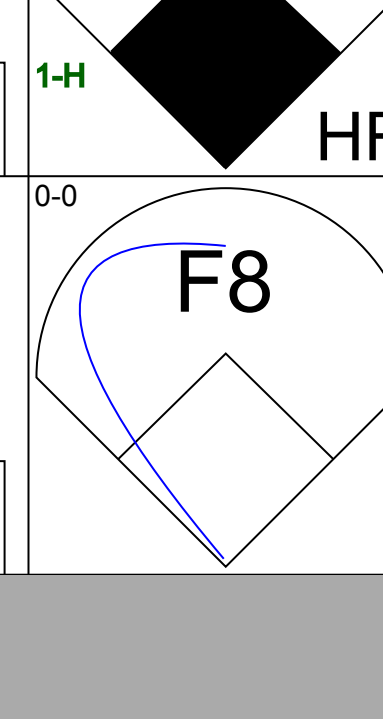
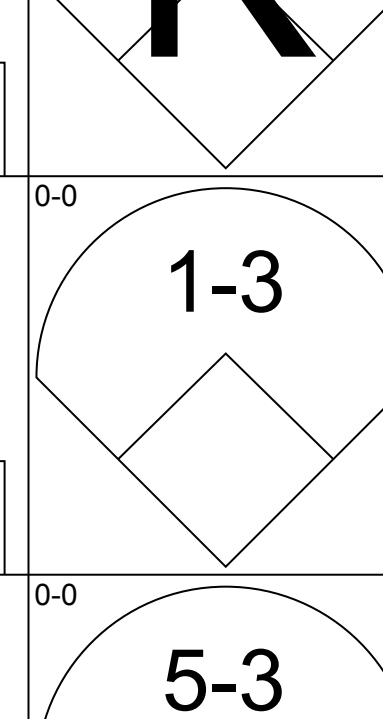
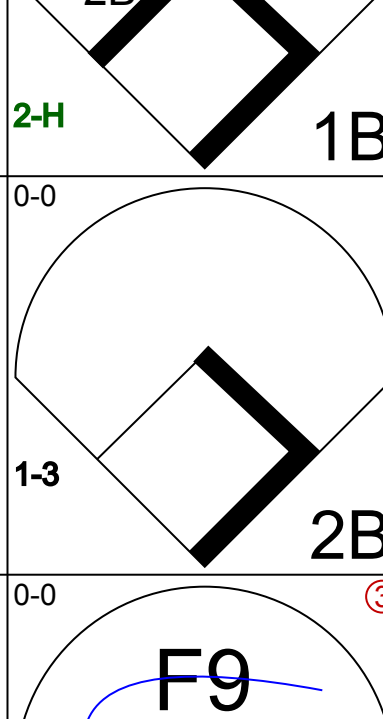
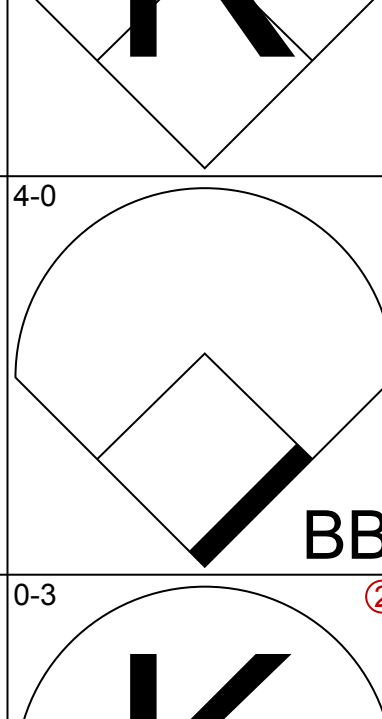
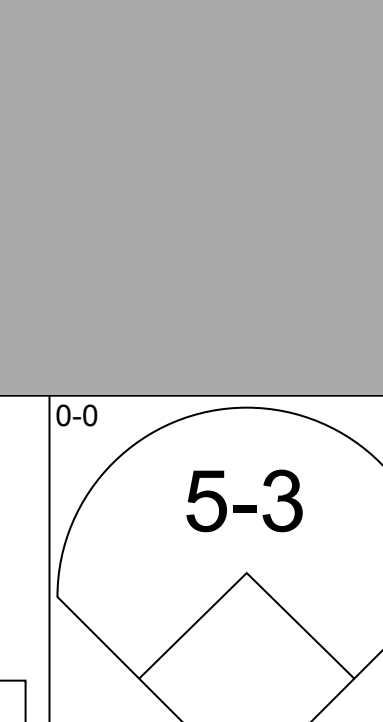
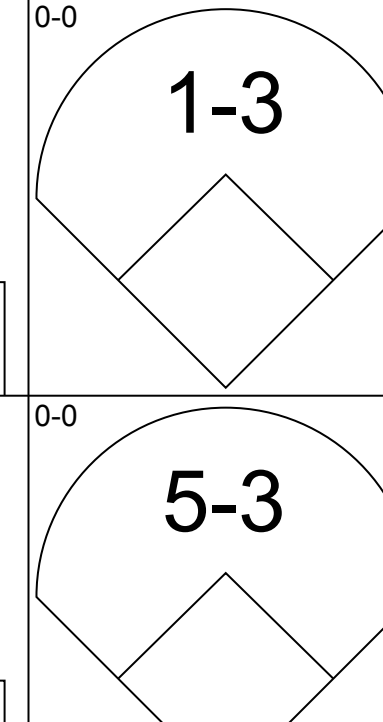
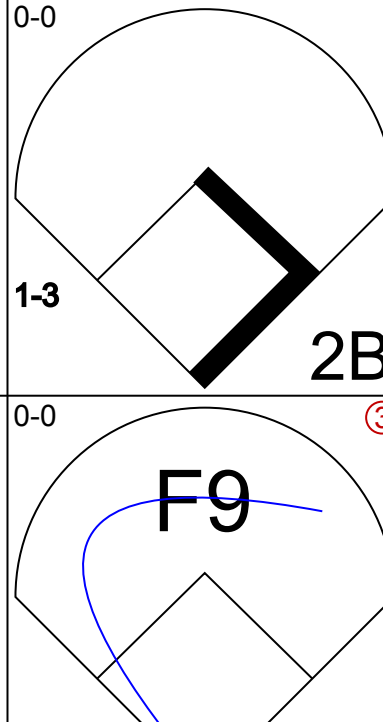
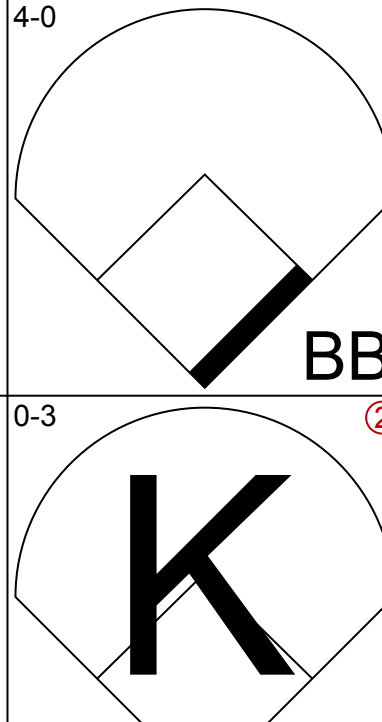
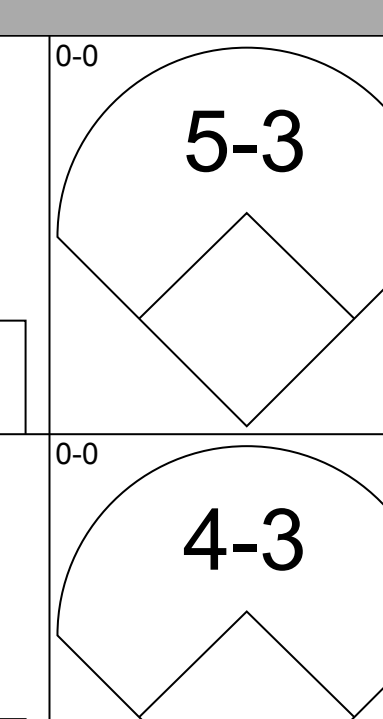
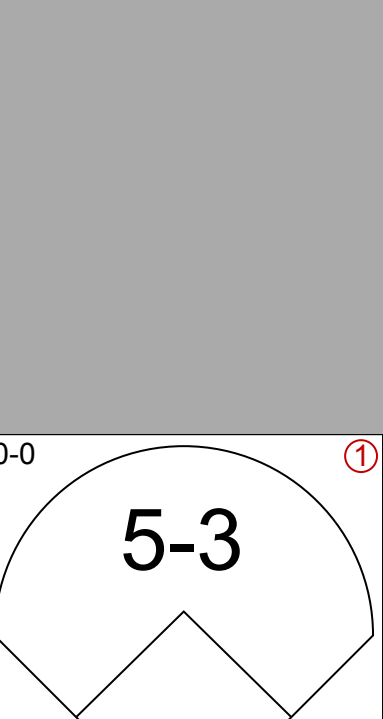
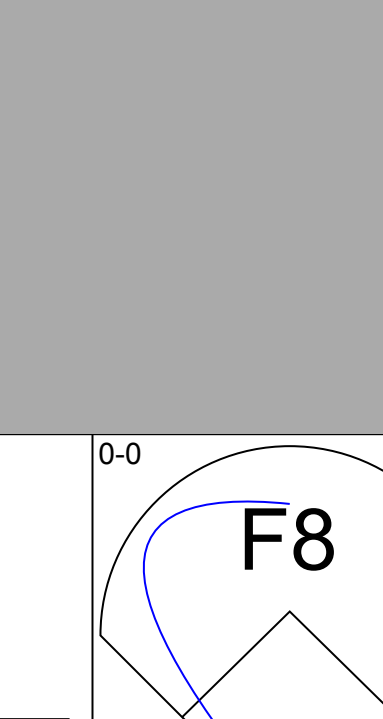
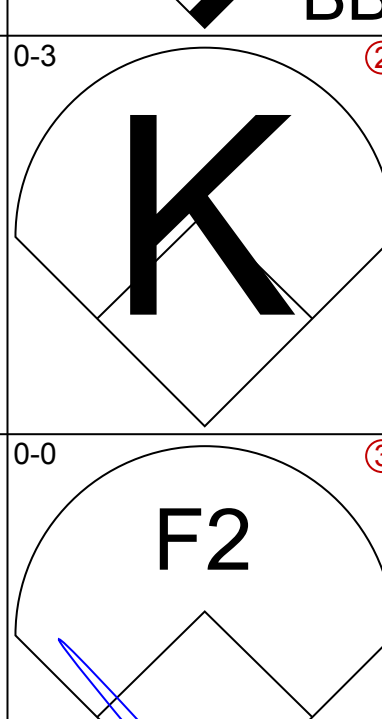
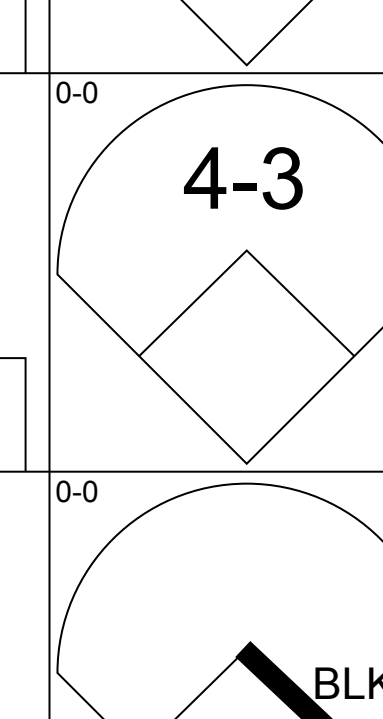
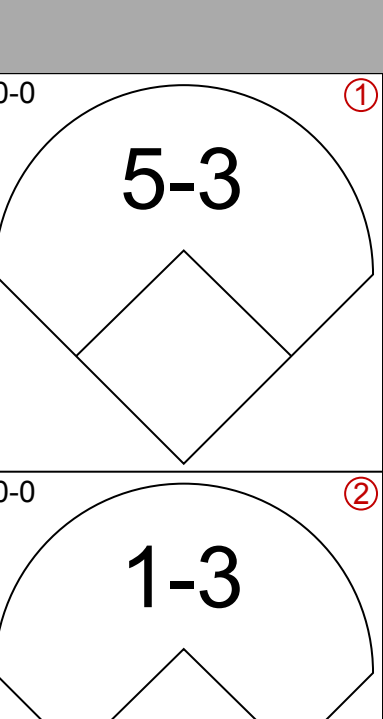
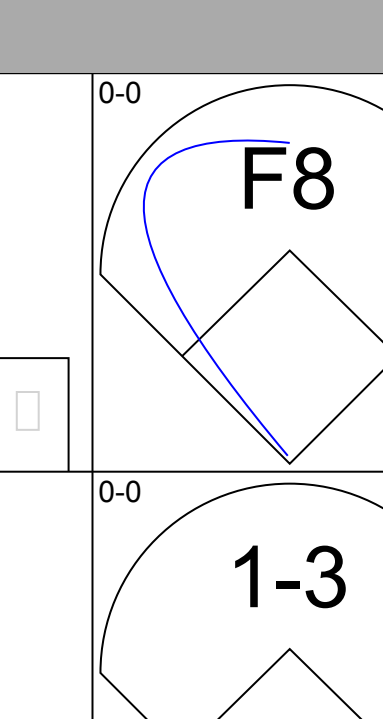
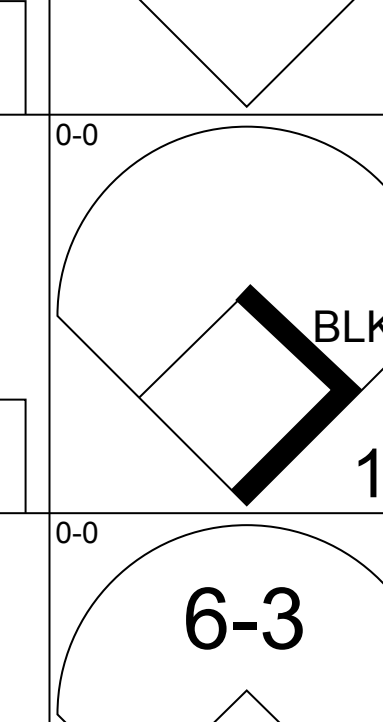
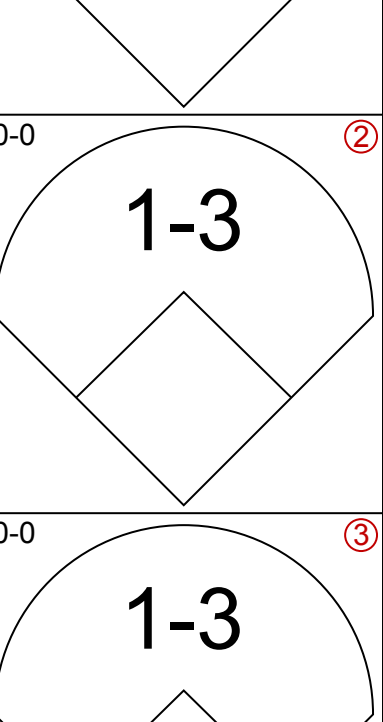
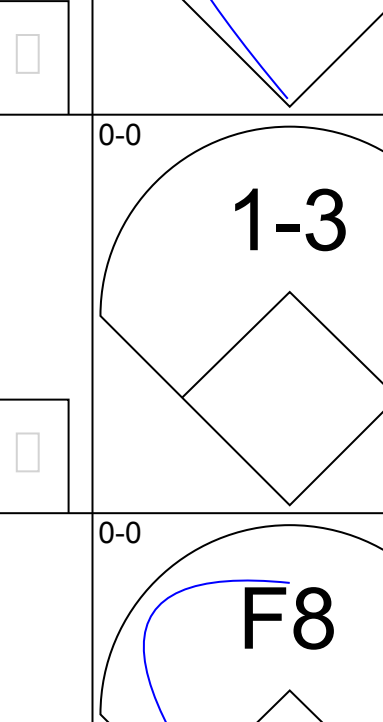
Batter	1	2	3	4	5	6	7	8	9	AB	R	H	RBI	BB	SO	LOB	BOTTOM			
Chuck Hiller, L OBP: 0.250, SLG: 0.160	0-0 G3		4-0 G6-4-3 1B			0-0 4-3		0-0 F8		4	0	1	0	1	0	0	Houston Colt 45's @ San Francisco Giants Candlestick Park, San Francisco, CA Tue Apr 16 1963, 6:33 AM EST Att: 40,782 - Cloudy - 51 F			
Jim Davenport, R OBP: 0.182, SLG: 0.160	0-0 BLK 1B	0-0 G6-4-3	0-0 FC5			0-3 K				4	1	1	0	0	1	4				
Willie Mays, R OBP: 0.444, SLG: 0.550	0-0 1B 1B		4-0 BLK SF8 BB		0-0 1-3	4-0 BB BB				2	2	1	1	2	0	0				
Willie McCovey, L OBP: 0.500, SLG: 0.773	4-0 BLK 2B BB		4-0 1B BLK BB		0-0 2B	0-0 F7				2	2	1	0	2	0	1				
Orlando Cepeda, R OBP: 0.500, SLG: 0.792	0-0 BLK 2B 1B		0-3 K		0-0 F3			0-3 K		4	1	1	1	0	2	3				
Tom Haller, L OBP: 0.269, SLG: 0.190	4-0 2B 5-3 BB		0-0 SF8		0-0 4-3			0-0 6-3		2	0	0	1	1	0	1				
Felipe Alou, R OBP: 0.583, SLG: 1.043	0-0 1-3 2H 3H		0-0 E 1B WP			0-0 F9		0-0 6-3		4	1	2	2	0	0	0				
Jose Pagan, R OBP: 0.087, SLG: 0.087	0-0 5-3		0-0 WP E 1B			0-0 F8		0-3 K		4	0	1	1	0	1	2				
Billy Pierce, L		0-0 1-3	0-0 FC5 WP			0-0 1-3		0-0 1-3		4	0	0	0	0	0	2				
Inning Stats	R: 4 E: 0 K: 0 S: 6	H: 4 LOB: 1 BB: 2 P: 14	R: 0 E: 0 K: 0 S: 3	H: 1 LOB: 0 BB: 0 P: 3	R: 3 E: 1 K: 1 S: 8	H: 2 LOB: 3 BB: 3 P: 20	R: 0 E: 0 K: 0 S: 4	H: 1 LOB: 1 BB: 0 P: 4	R: 0 E: 0 K: 0 S: 3	H: 0 LOB: 0 BB: 0 P: 3	R: 0 E: 0 K: 1 S: 5	H: 0 LOB: 1 BB: 1 P: 9	R: 0 E: 0 K: 1 S: 5	H: 0 LOB: 0 BB: 0 P: 5	R: 0 E: 0 K: 1 S: 5	H: 0 LOB: 0 BB: 0 P: 5		1B: 6 2B: 2 3B: 0 HR: 0	SF: 1 SAC: 0 DP: 1 HBP: 0	WP: 1 PB: 0 SB: 0 CS: 0
PITCHER Bob Bruce, R ERA: 13.5 Conrad Cardinal, R ERA: 2.79 Dick Drott, R ERA:	IP: 0.1 WLS: L BF: 7 H: 4 R: 4 ER: 4 SO: 0 BB: 2 IBB: 4 HBP: 4 BLK: 0 WP: 1 HR: 0 S: 5 P: 13 ERA: 108.00 WHIP: 18.000	IP: 6.2 WLS: L BF: 27 H: 4 R: 3 ER: 2 SO: 3 BB: 4 IBB: 0 HBP: 0 BLK: 1 WP: 1 HR: 0 S: 29 P: 45 ERA: 2.70 WHIP: 1.200	IP: 1.0 WLS: L BF: 3 H: 0 R: 0 ER: 0 SO: 1 BB: 0 IBB: 0 HBP: 0 BLK: 0 WP: 0 HR: 0 S: 5 P: 5 ERA: 0.00 WHIP: 0.000																	

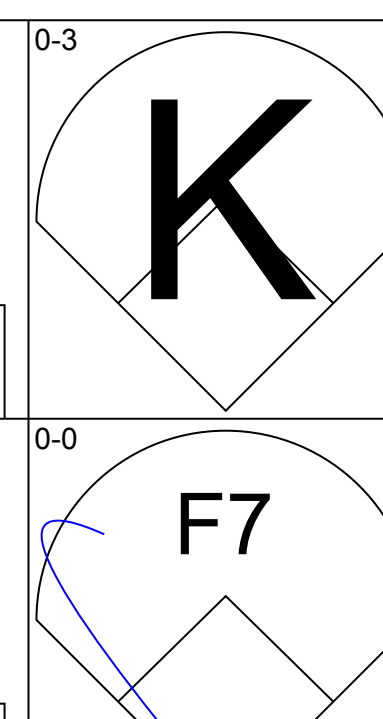
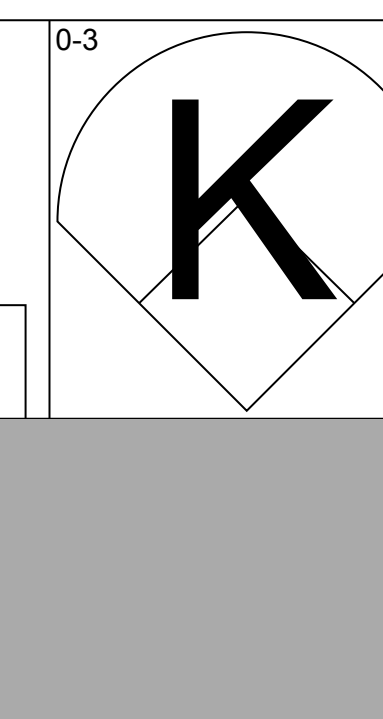
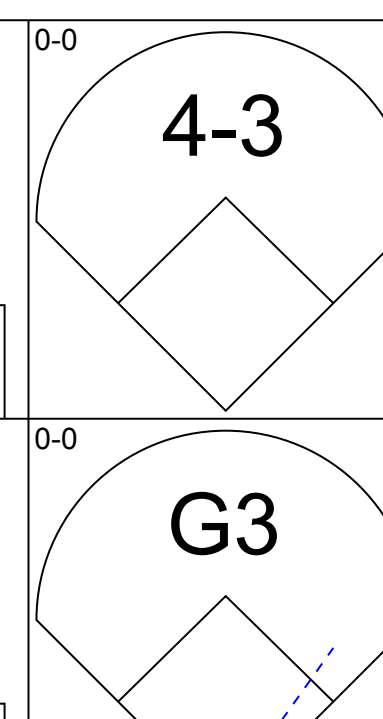
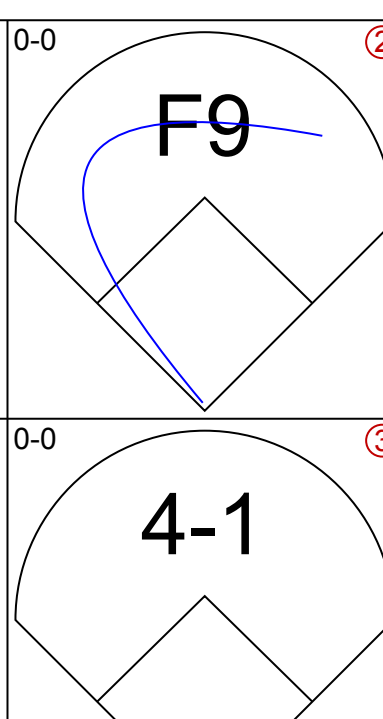
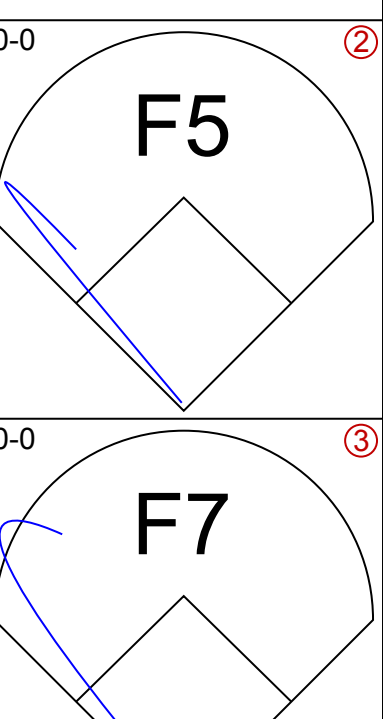
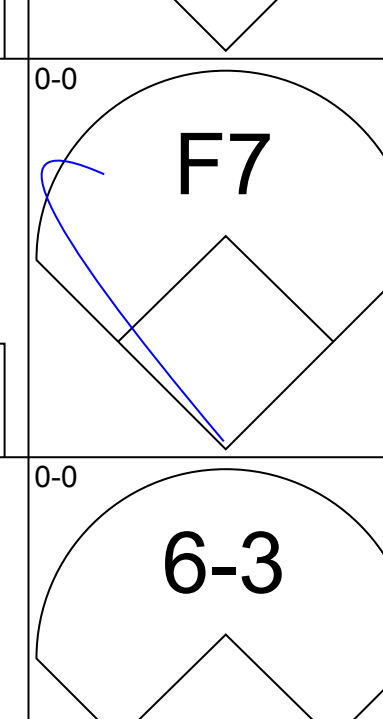
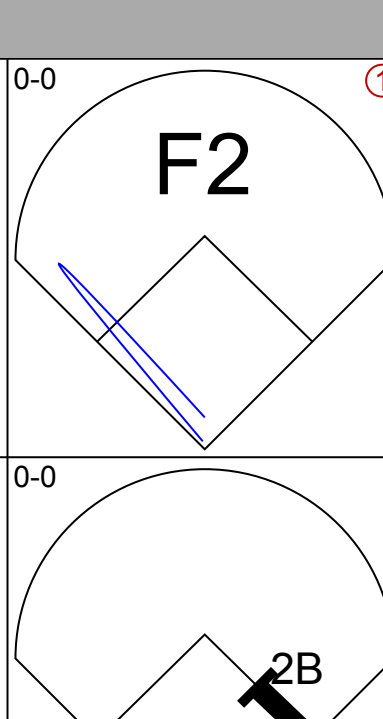
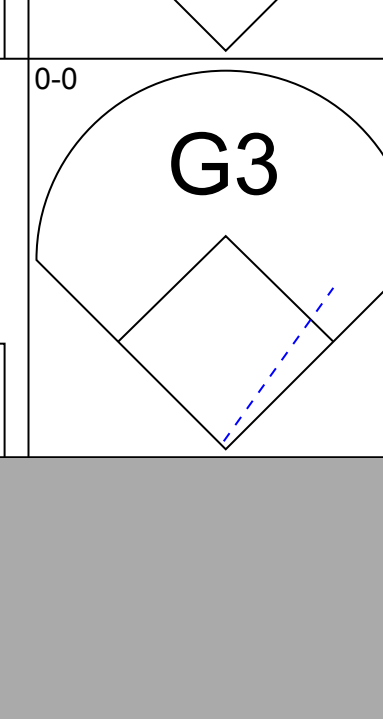
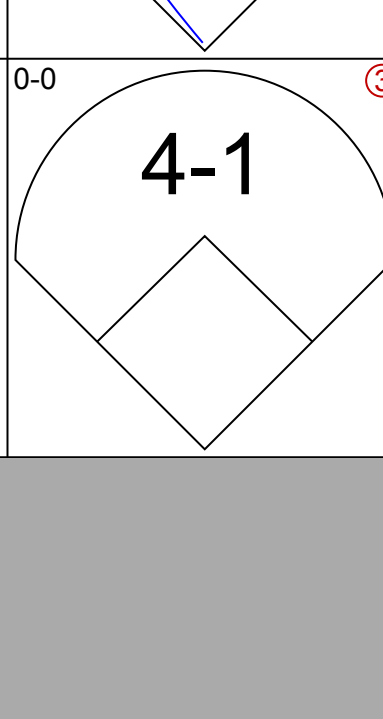
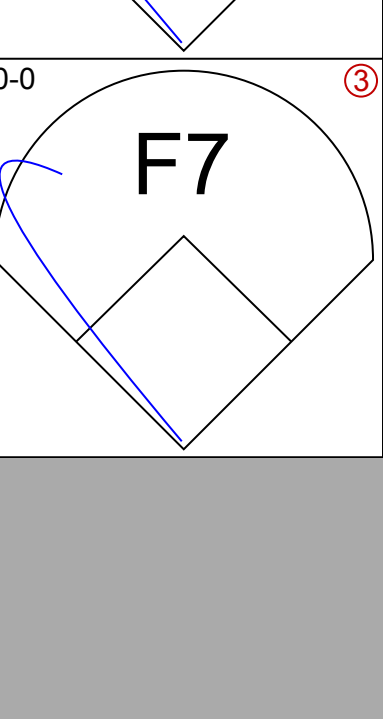
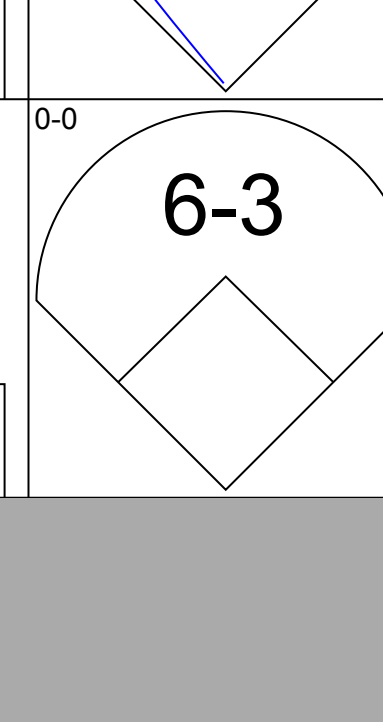
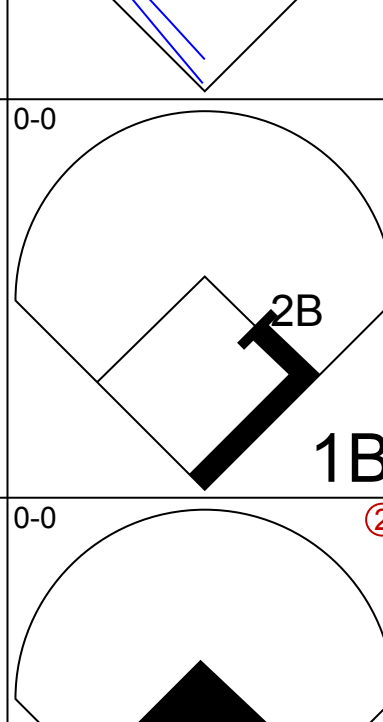
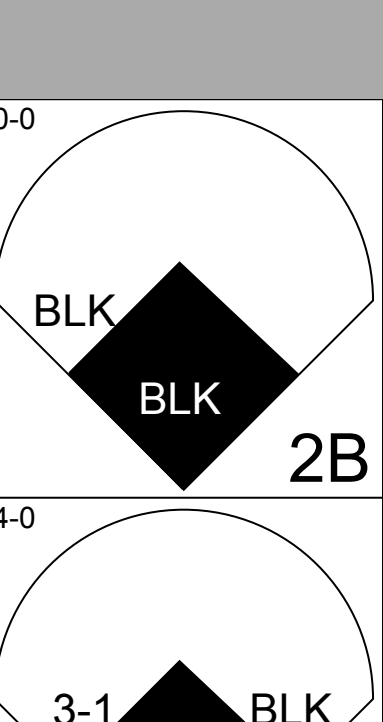
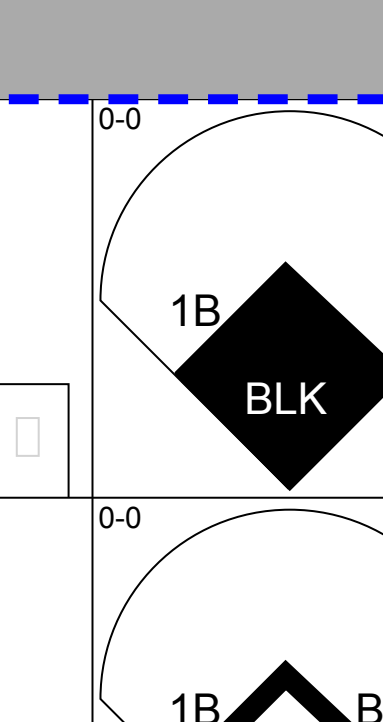
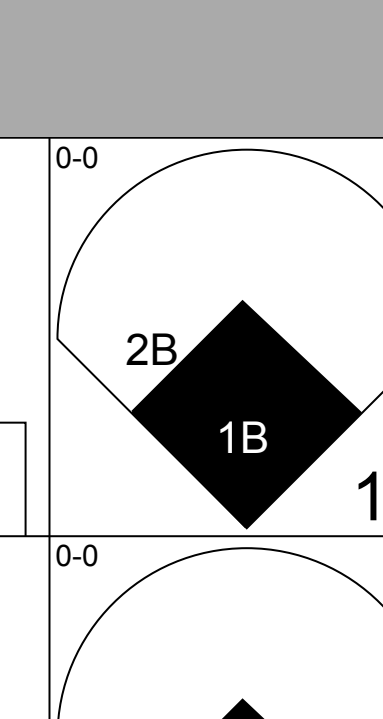
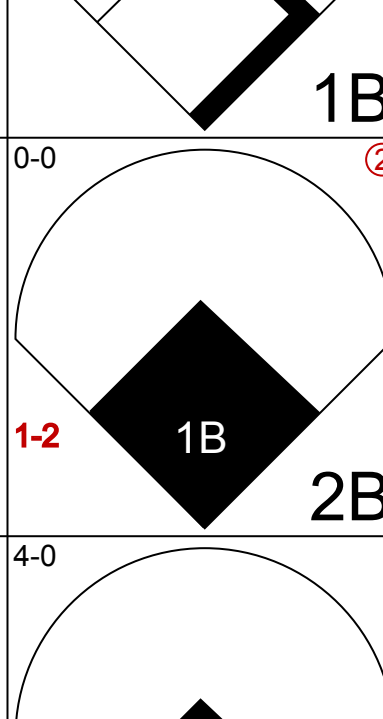



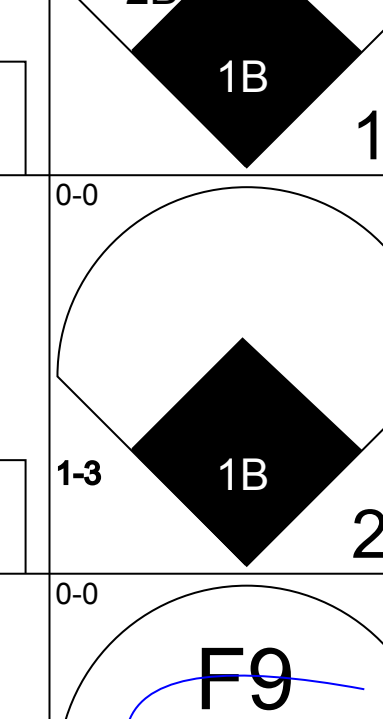
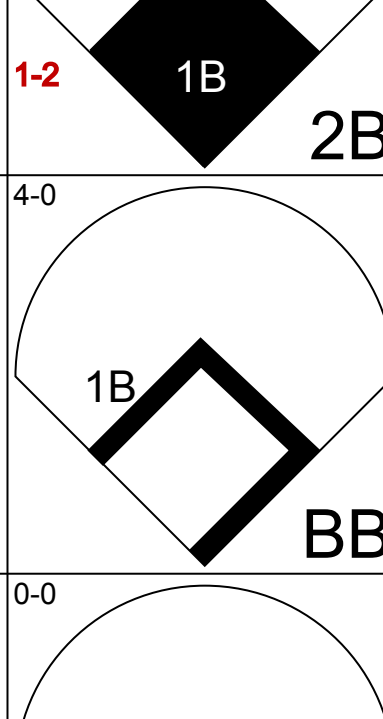




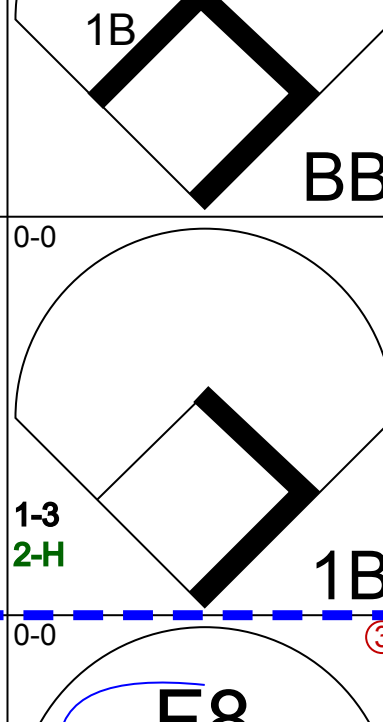




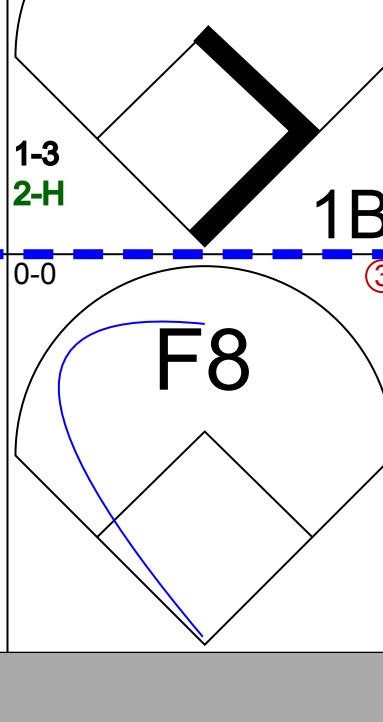




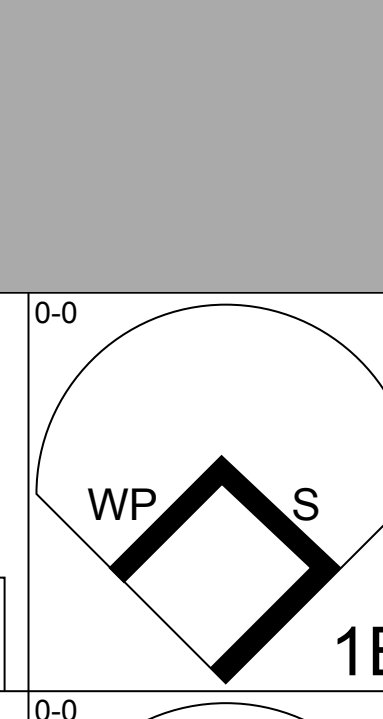


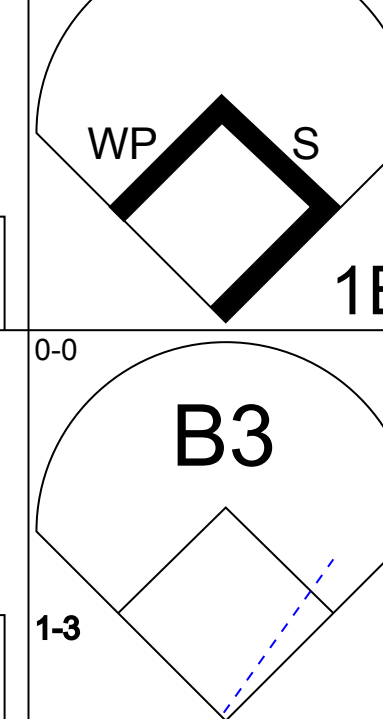
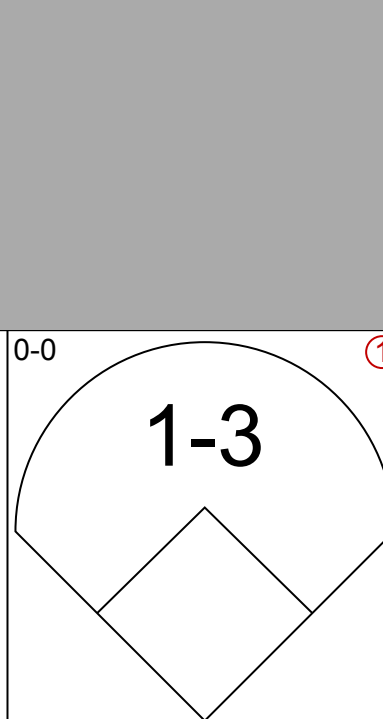
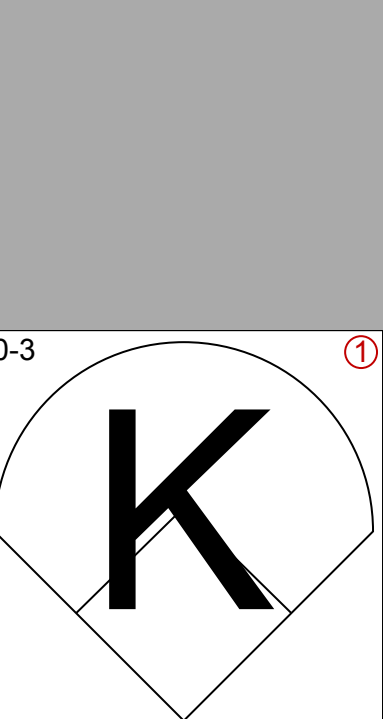
AB 32
R 0
H 6
RBI 0
BB 3
SO 6
LOB 15



AB 30
R 7
H 8
RBI 6
BB 6
SO 4
LOB 13



Batter	1	2	3	4	5	6	7	8	9	AB	R	H	RBI	BB	SO	LOB	TOP		
Al Spangler, L OBP: 0.417, SLG: 0.455 (1, 7)										4	1	1	0	0	1	0	Houston Colt 45's @ San Francisco Giants Candlestick Park, San Francisco, CA Thu Apr 18 1963, 6:33 AM EST Att: 6,462 - Cloudy - 54 F		
Johnny Temple, R OBP: 0.200, SLG: 0.111 (1, 4)										3	0	0	0	0	0	0			
Pete Runnels, L OBP: 0.361, SLG: 0.344 (1, 3)										3	1	0	0	1	0	1			
Howie Goss, R OBP: 0.350, SLG: 0.450 (1, 8)										4	1	2	3	0	2	0			
Rusty Staub, L OBP: 0.385, SLG: 0.286 (1, 9)										3	0	1	0	1	0	0			
Jim Campbell, R OBP: 0.175, SLG: 0.231 (1, 2)										4	0	0	0	0	1	3			
Bob Aspromonte, R OBP: 0.205, SLG: 0.167 (1, 5)											4	0	0	0	0	1			
Bob Lillis, R OBP: 0.207, SLG: 0.179 (1, 6)										3	0	1	0	0	0	0			
George Brunet, R (1, 1)										1	0	0	0	0	0	1			
Russ Kemmerer, R (3, 1)										1	0	0	0	0	0	0			
Brock Davis, L (7, PH)										1	0	0	0	0	0	0			
Dick Drott, R (7, 1)										0	0	0	0	0	0	0			
Inning Stats	R: 2 E: 0 K: 1 S: 6	H: 1 LOB: 0 BB: 1 P: 10	R: 0 E: 0 K: 0 S: 4	H: 1 LOB: 1 BB: 0 P: 4	R: 0 E: 0 K: 0 S: 3	H: 0 LOB: 0 BB: 0 P: 3	R: 0 E: 0 K: 1 S: 5	H: 0 LOB: 0 BB: 0 P: 5	R: 0 E: 0 K: 0 S: 3	H: 0 LOB: 0 BB: 0 P: 3	R: 1 E: 0 K: 0 S: 6	H: 3 LOB: 2 BB: 0 P: 6	R: 0 E: 0 K: 0 S: 3	H: 0 LOB: 0 BB: 0 P: 3	R: 0 E: 0 K: 2 S: 7	H: 0 LOB: 1 BB: 1 P: 11	1B: 3 2B: 1 3B: 0 HR: 1	SF: 0 SAC: 1 DP: 0 HBP: 0	WP: 0 PA: 34 PB: 0 SB: 0 CS: 0
PITCHER Jack Sanford, R ERA: 1.96 (1, 1)	IP: 9.0 WLS: W BF: 34 H: 5 R: 3 ER: 3 SO: 4 BB: 2 IBB: 0 HBP: 0 BLK: 2 WP: 0 HR: 1 S: 40 P: 48 ERA: 3.00 WHIP: 0.778															PITCHER			

Batter	1	2	3	4	5	6	7	8	9	AB	R	H	RBI	BB	SO	LOB	BOTTOM		
Jim Davenport, R OBP: 0.152, SLG: 0.125 (1, 5)										5	0	0	0	0	2	3	Houston Colt 45's @ San Francisco Giants Candlestick Park, San Francisco, CA Thu Apr 18 1963, 6:33 AM EST Att: 6,462 - Cloudy - 54 F		
Chuck Hiller, L OBP: 0.211, SLG: 0.143 (1, 4)										5	0	0	0	0	1	0			
Willie Mays, R OBP: 0.432, SLG: 0.517 (1, 8)										4	2	3	0	0	0	0			
Willie McCovey, L OBP: 0.543, SLG: 0.862 (1, 7)										3	3	3	0	1	0	0			
Orlando Cepeda, R OBP: 0.429, SLG: 0.656 (1, 3)										3	1	1	0	1	0	3			
Felipe Alou, R OBP: 0.515, SLG: 0.875 (1, 9)										4	0	3	2	0	0	2			
Tom Haller, L OBP: 0.286, SLG: 0.179 (1, 2)										3	0	0	0	1	0	5			
Jose Pagan, R OBP: 0.188, SLG: 0.188 (1, 6)										4	0	2	2	0	0	3			
Jack Sanford, R OBP: 0.364, SLG: 0.600 (1, 1)										4	0	0	0	0	1	3			
Inning Stats	R: 0 E: 0 K: 1 S: 5	H: 0 LOB: 0 BB: 0 P: 5	R: 2 E: 0 K: 1 S: 8	H: 3 LOB: 2 BB: 1 P: 12	R: 1 E: 0 K: 0 S: 5	H: 3 LOB: 1 BB: 1 P: 9	R: 0 E: 0 K: 0 S: 4	H: 1 LOB: 0 BB: 0 P: 4	R: 2 E: 0 K: 0 S: 5	H: 2 LOB: 1 BB: 1 P: 9	R: 0 E: 0 K: 0 S: 3	H: 0 LOB: 0 BB: 0 P: 3	R: 1 E: 0 K: 0 S: 6	H: 3 LOB: 2 BB: 0 P: 6	R: 0 E: 0 K: 1 S: 5	H: 0 LOB: 0 BB: 0 P: 5		1B: 8 2B: 4 3B: 0 HR: 0	SF: 0 SAC: 0 DP: 0 HBP: 0
PITCHER George Brunet, L ERA: 11.57 (1, 1)	IP: 2.2 WLS: L BF: 15 H: 6 R: 3 ER: 3 SO: 2 BB: 2 IBB: 0 HBP: 0 BLK: 0 WP: 0 HR: 0 S: 17 P: 25 ERA: 10.12 WHIP: 3.000															PITCHER			
Russ Kemmerer, R ERA: 3.0 (3, 1)	3.1 14 3 2 2 0 1 0 0 0 2 2 0 13 17 5.40 1.200																		
Dick Drott, R ERA: 1.8 (7, 1)	2.0 9 3 1 1 1 0 0 0 0 1 0 0 11 11 4.50 1.500																		

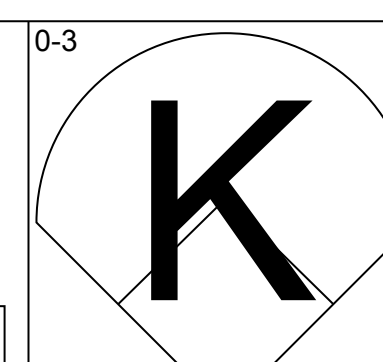
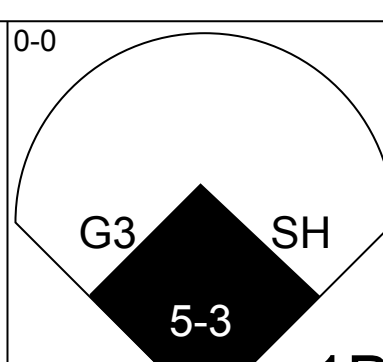
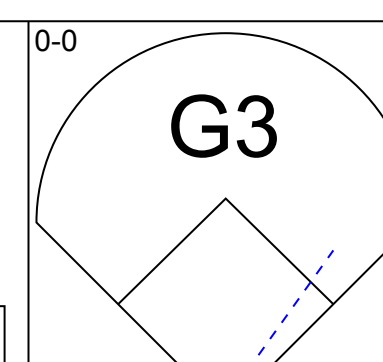
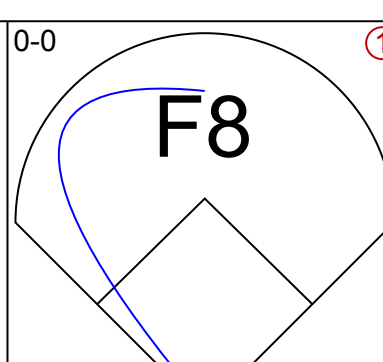
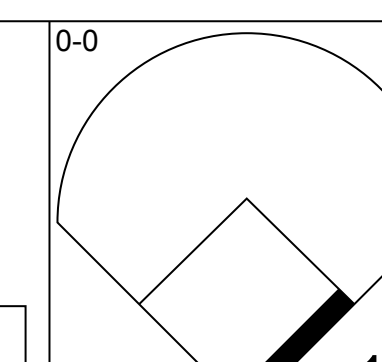
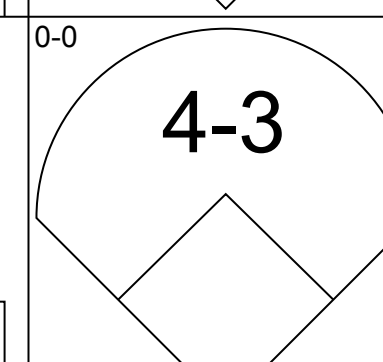
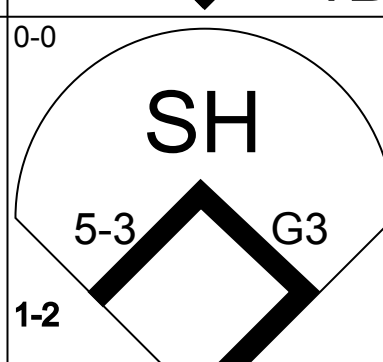
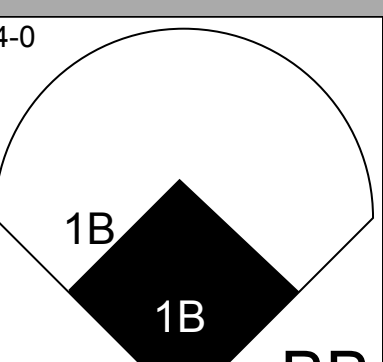
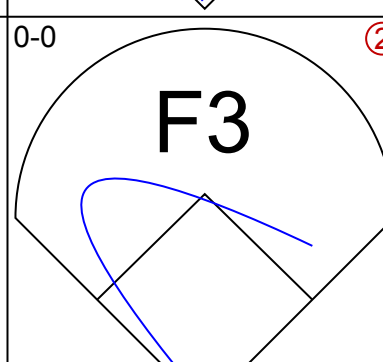
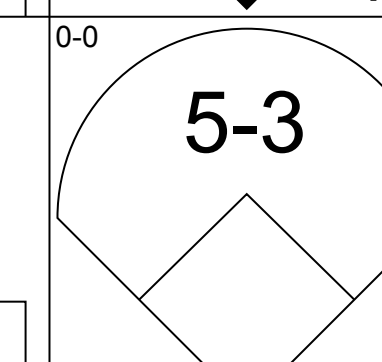
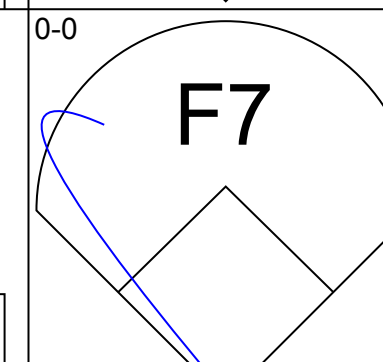
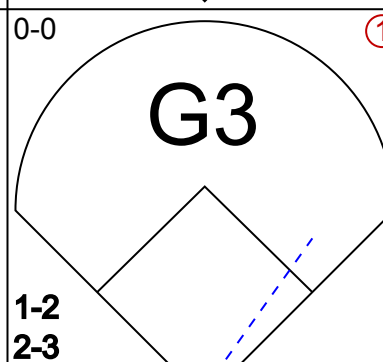
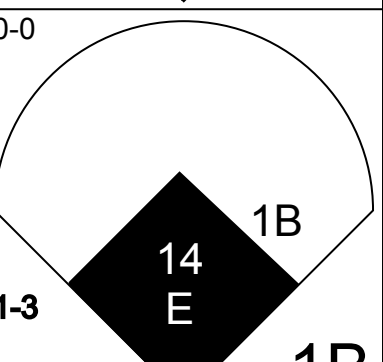
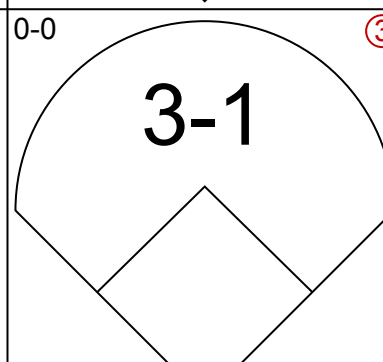
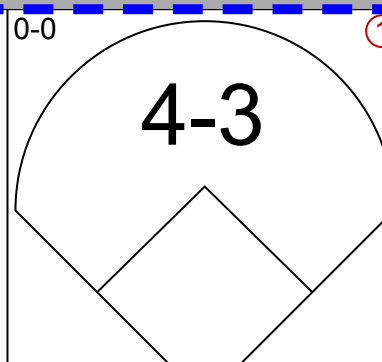
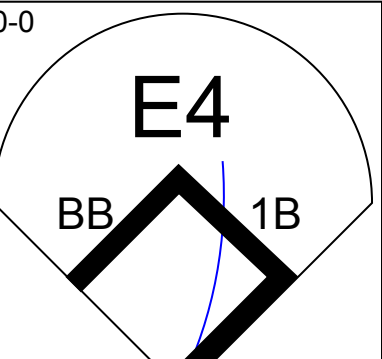
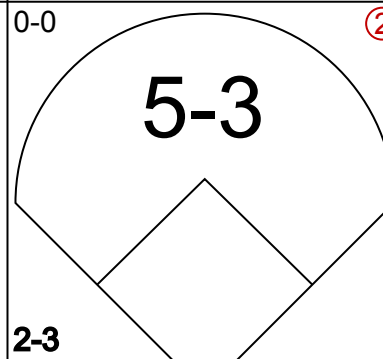
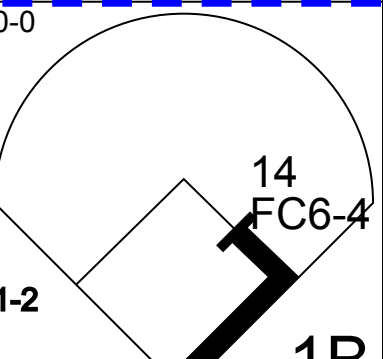
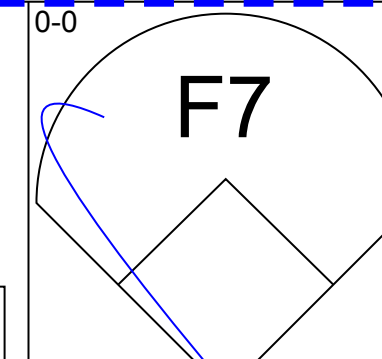
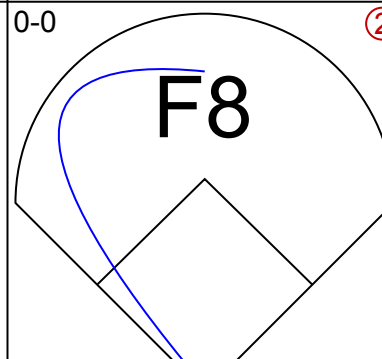

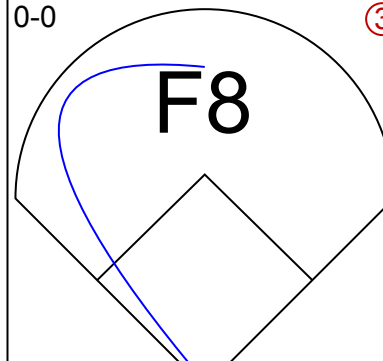
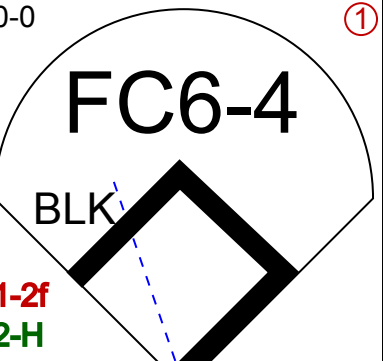
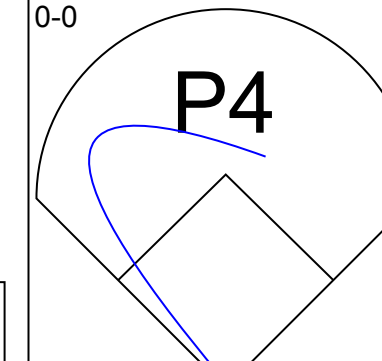
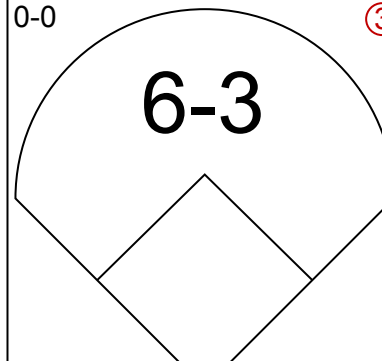

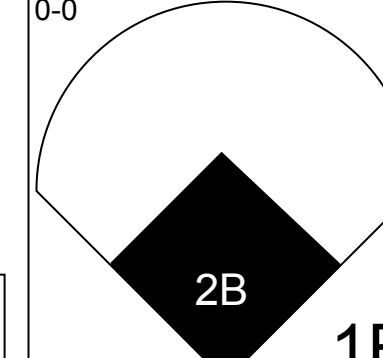
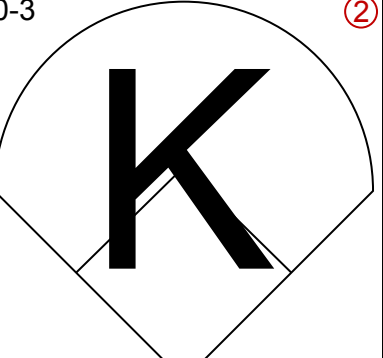
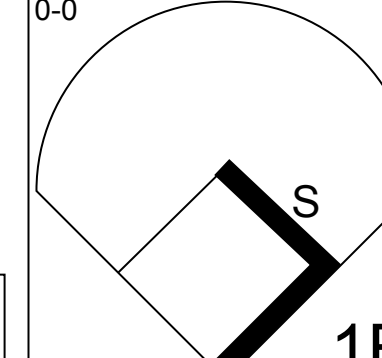

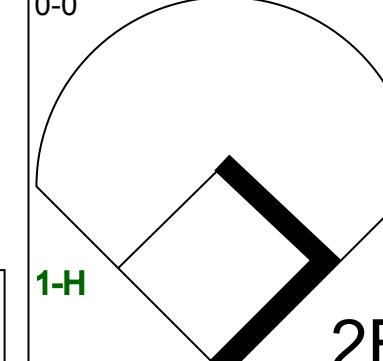
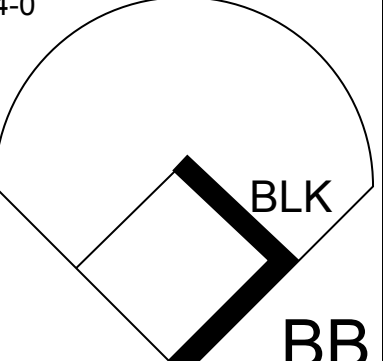
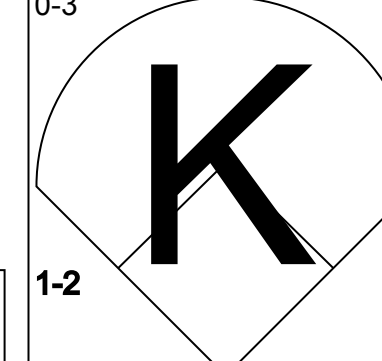
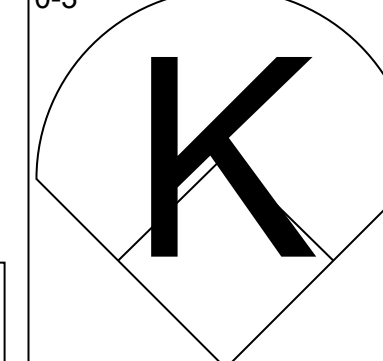
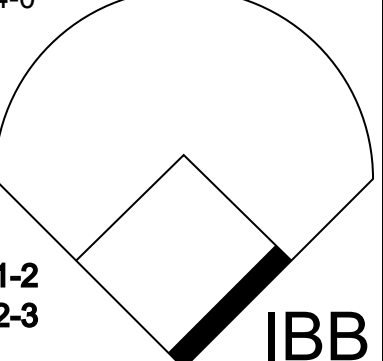

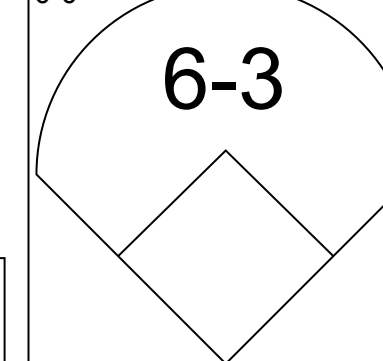
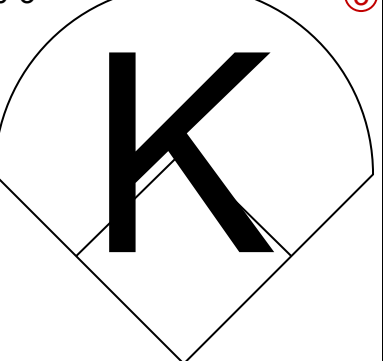
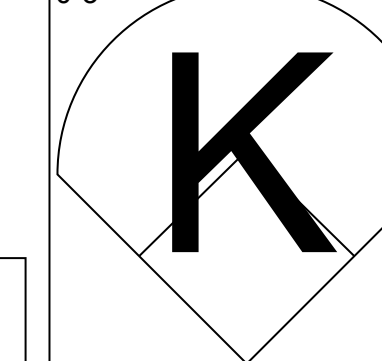
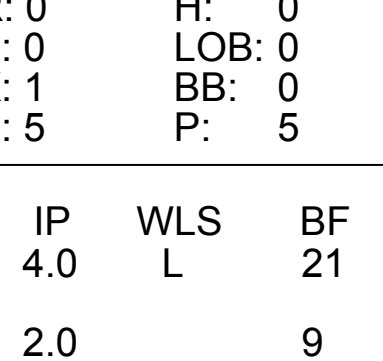
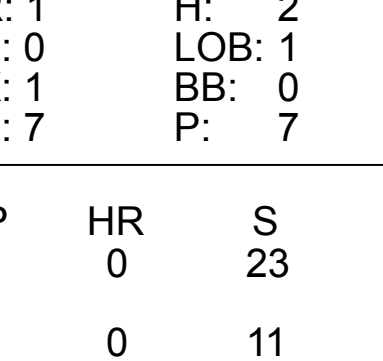
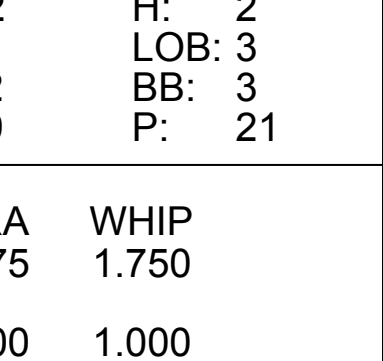
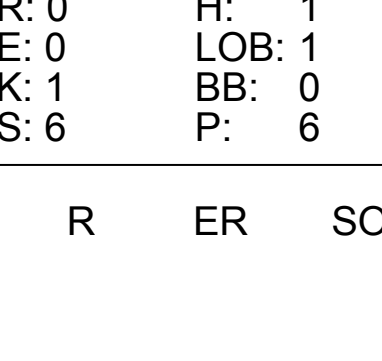
Batter	1	2	3	4	5	6	7	8	9	AB	R	H	RBI	BB	SO	LOB	TOP					
Don Landrum, L (1, 8) OBP: 0.360, SLG: 0.318	0-3 K		0-0 S 1B		0-0 6-3			0-0 1B		4	0	2	0	0	1	0	Chicago Cubs @ San Francisco Giants Candlestick Park, San Francisco, CA Fri Apr 19 1963, 9:05 PM EST Att: 11,838 - Unknown					
Andre Rodgers, R (1, 6) OBP: 0.316, SLG: 0.294	0-0 6-3		0-3 K 1-2			0-3 K		0-0 F9		4	0	0	0	0	2	2						
Billy Williams, L (1, 7) OBP: 0.316, SLG: 0.242	4-0 CS BB		0-3 K			0-0 F8		0-0 F5		3	0	0	0	1	1	2						
Ron Santo, R (1, 5) OBP: 0.243, SLG: 0.405	0-0 CS 1-2	0-0 F5		0-0 F3		0-0 F3			0-0 14 F8 2B	4	1	1	0	0	0	0						
14 Ernie Banks, R (1, 3) OBP: 0.278, SLG: 0.455		4-0 E BB		0-3 K			0-0 5-3		0-0 F8 2-3	3	0	0	0	1	1	1						
Lou Brock, L (1, 9) OBP: 0.297, SLG: 0.219		0-0 E5 1-2		4-0 BLK BB			0-0 1B		0-0 2B 3-H	3	0	2	1	1	0	1						
Ken Aspromonte, R (1, 4) OBP: 0.130, SLG: 0.182		0-0 P4		0-0 5-3 1-2			0-3 K		0-0 5-3	4	0	0	0	0	1	5						
Dick Bertell, R (1, 2) OBP: 0.219, SLG: 0.172		0-3 K			0-0 S3-6 1B		0-0 5-3		0-0 6-3	4	0	1	0	0	1	4						
Larry Jackson, R (1, 1) OBP: 0.143, SLG: 0.143			0-0 F8		0-0 G3-6 1-2			0-3 K		2	0	0	0	0	0	1						
Bob Will, L (8, PH)										1	0	0	0	0	1	0						
Phil Mudrock, R (8, 1)										0	0	0	0	0	0	0						
Inning Stats	R: 0 E: 0 K: 1 S: 4	H: 0 LOB: 0 BB: 1 P: 8	R: 0 E: 1 K: 1 S: 6	H: 0 LOB: 2 BB: 1 P: 10	R: 0 E: 0 K: 2 S: 8	H: 1 LOB: 1 BB: 0 P: 8	R: 0 E: 0 K: 1 S: 5	H: 0 LOB: 1 BB: 1 P: 9	R: 0 E: 0 K: 0 S: 3	H: 1 LOB: 0 BB: 0 P: 3	R: 0 E: 0 K: 1 S: 5	H: 0 LOB: 0 BB: 0 P: 5	R: 0 E: 0 K: 1 S: 6	H: 1 LOB: 1 BB: 0 P: 6	R: 0 E: 0 K: 1 S: 6	H: 1 LOB: 1 BB: 0 P: 6	R: 1 E: 0 K: 0 S: 5	H: 2 LOB: 1 BB: 0 P: 5	1B: 4 2B: 2 3B: 0 HR: 0	SF: 0 SAC: 0 DP: 1 HBP: 0	WP: 0 PB: 0 SB: 1 CS: 1	PA: 36
PITCHER	IP WLS BF H R ER SO BB IBB HBP BLK WP HR S P ERA WHIP	IP WLS BF H R ER SO BB IBB HBP BLK WP HR S P ERA WHIP																	IP WLS BF H R ER SO BB IBB HBP BLK WP HR S P ERA WHIP			
Juan Marichal, R (1, 1) ERA: 3.94	9.0 W 35 6 1 1 8 3 0 0 1 0 0 48 60 1.00 1.000																					

AB	32
R	1
H	6
RBI	1
BB	3
SO	8
LOB	16



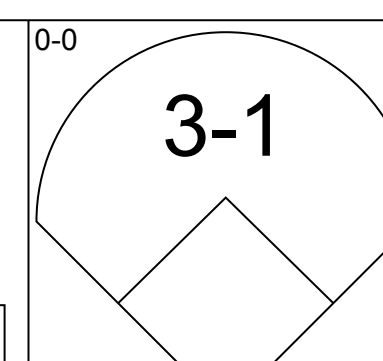
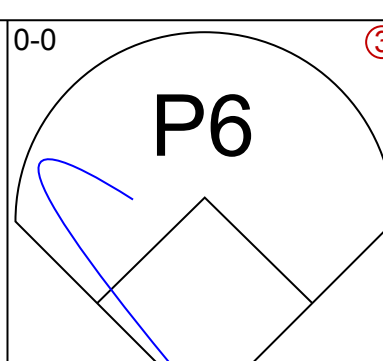
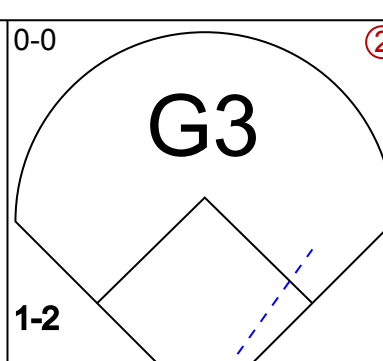
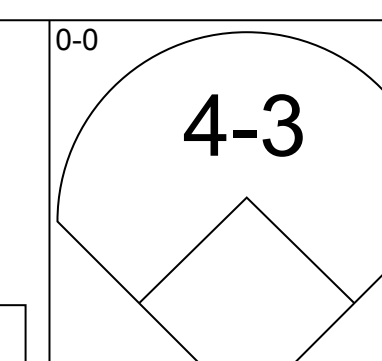
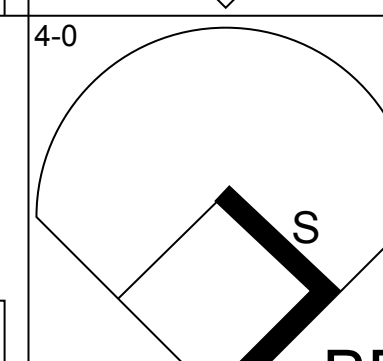
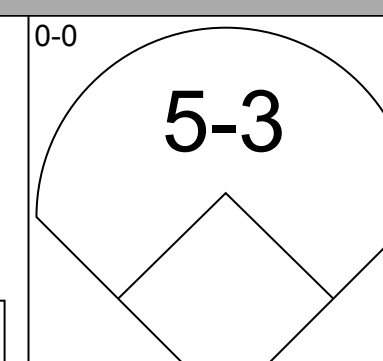
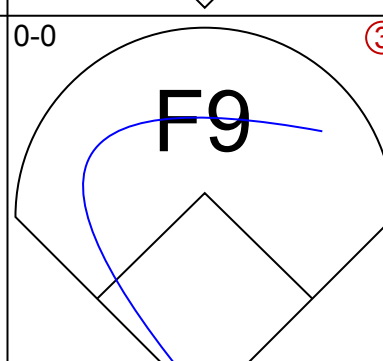
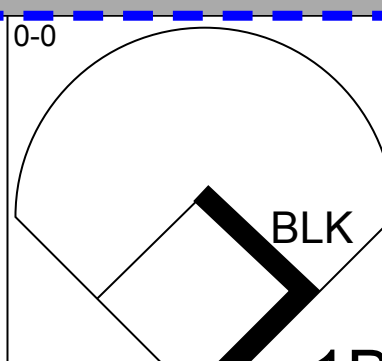
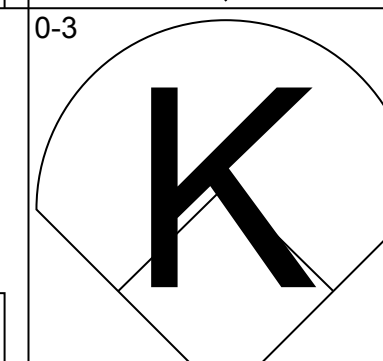
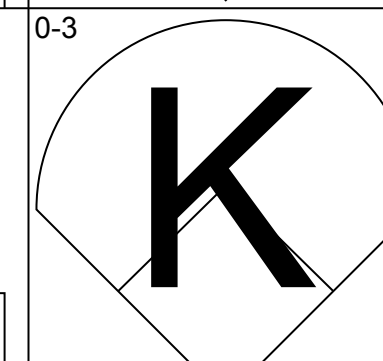
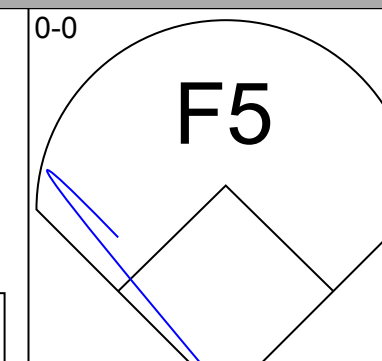
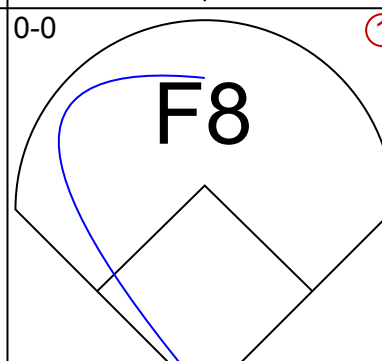
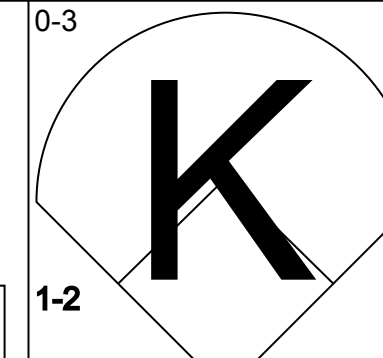
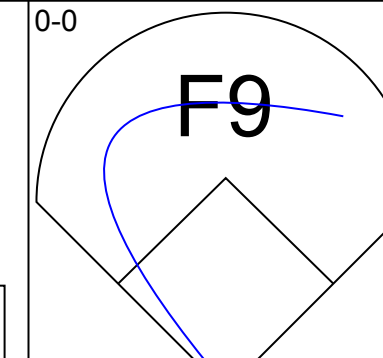
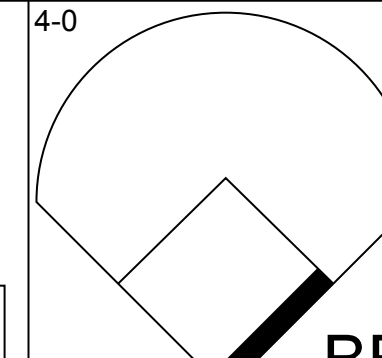
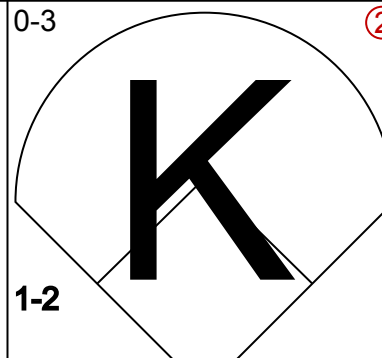
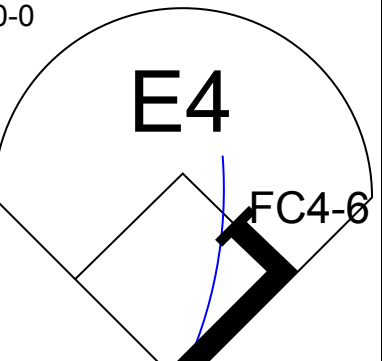
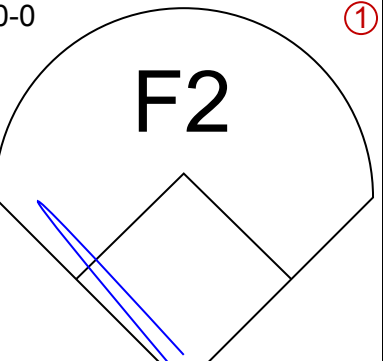
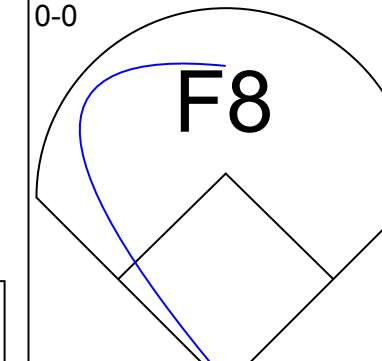
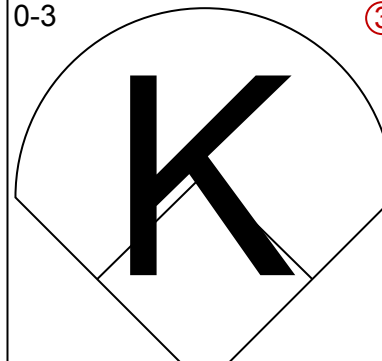

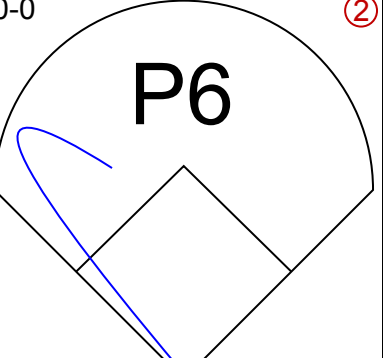
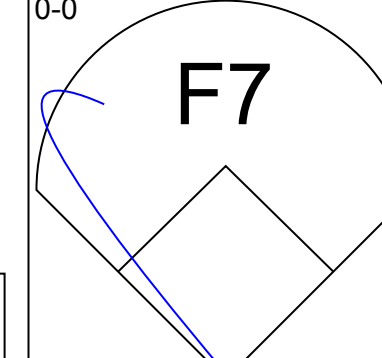
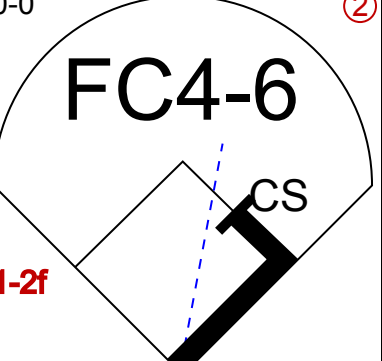
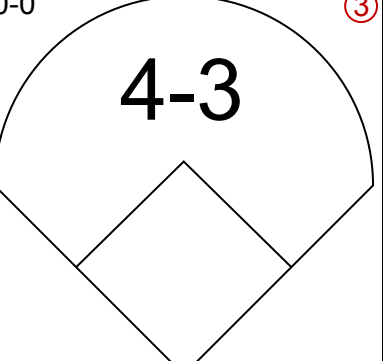
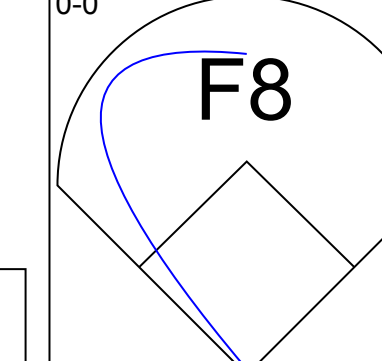
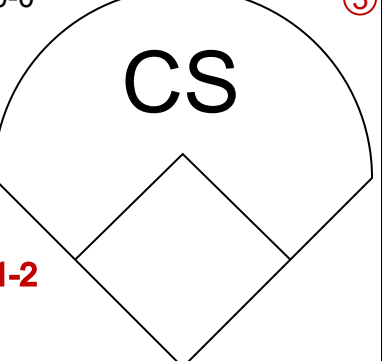
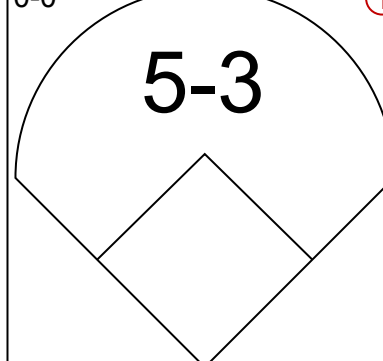
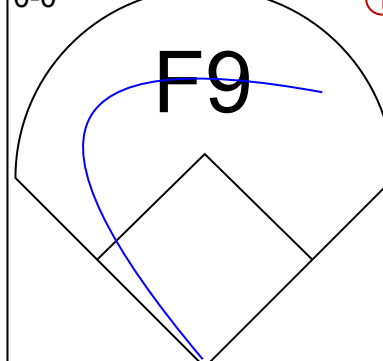
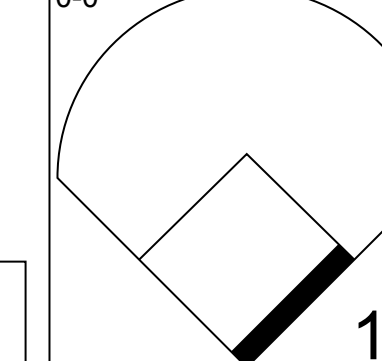
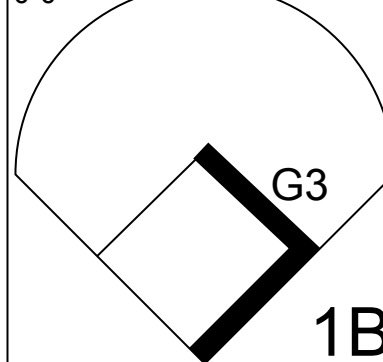
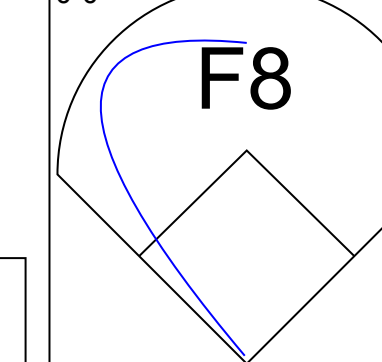
Batter	1	2	3	4	5	6	7	8	9	AB	R	H	RBI	BB	SO	LOB	BOTTOM			
Chuck Hiller, L (1, 4) OBP: 0.195, SLG: 0.132	0-0 F7		0-0 F7		0-0 SH3 2-3		0-0 G3			3	0	0	0	0	0	2	Chicago Cubs @ San Francisco Giants Candlestick Park, San Francisco, CA Fri Apr 19 1963, 9:05 PM EST Att: 11,838 - Unknown			
Jim Davenport, R (1, 5) OBP: 0.162, SLG: 0.171	0-0 F8			0-3 K	0-0 SF8 3-H			0-0 6-3 1B 2B		3	1	1	1	0	1	0				
Willie Mays, R (1, 8) OBP: 0.415, SLG: 0.576	0-0 5-3			0-0 HR	0-0 K			0-0 6-3 2-3		4	1	1	1	0	1	1				
Willie McCovey, L (1, 7) OBP: 0.538, SLG: 0.818		0-3 K		0-0 1B FC6-4 1B		0-3 K		0-0 BLK 1B 3-H		4	1	2	1	0	2	0				
Orlando Cepeda, R (1, 3) OBP: 0.410, SLG: 0.611		0-0 1-3		0-0 FC6-4 1B		0-0 F9		0-0 5-3 1-2		4	0	1	0	0	0	1				
Felipe Alou, R (1, 9) OBP: 0.459, SLG: 0.778		0-3 K		0-0 FC6-4 1B 1-2		0-3 K		0-0 4-3		4	1	0	1	0	2	2				
Tom Haller, L (1, 2) OBP: 0.316, SLG: 0.226			0-0 FC5-6 1B		0-0 1B 1-H		0-0 F5			3	0	2	1	0	0	0				
Jose Pagan, R (1, 6) OBP: 0.171, SLG: 0.171			0-0 FC5-6 FC1-6 1-2		0-0 1-3		0-0 6-3			3	0	0	0	0	0	2				
Juan Marichal, R (1, 1) OBP: 0.600, SLG: 0.800			0-0 FC1-6		0-0 SH3 SF8 2B		0-0 1B			3	1	2	0	0	0	1				
Inning Stats	R: 0 E: 0 K: 0 S: 3	H: 0 LOB: 0 BB: 0 P: 3	R: 0 E: 0 K: 2 S: 7	H: 0 LOB: 0 BB: 0 P: 7	R: 0 E: 0 K: 0 S: 4	H: 1 LOB: 1 BB: 0 P: 4	R: 3 E: 0 K: 1 S: 9	H: 4 LOB: 1 BB: 0 P: 9	R: 1 E: 0 K: 1 S: 6	H: 1 LOB: 0 BB: 0 P: 6	R: 0 E: 0 K: 2 S: 7	H: 0 LOB: 0 BB: 0 P: 7	R: 0 E: 0 K: 0 S: 4	H: 1 LOB: 1 BB: 0 P: 4	R: 1 E: 0 K: 0 S: 5	H: 2 LOB: 1 BB: 0 P: 5	1B: 6 2B: 2 3B: 0 HR: 1	SF: 1 SAC: 1 DP: 0 HBP: 0	WP: 0 PB: 0 SB: 0 CS: 0	PA: 33
PITCHER	IP WLS BF H R ER SO BB IBB HBP BLK WP HR S P ERA WHIP	IP WLS BF H R ER SO BB IBB HBP BLK WP HR S P ERA WHIP																	IP WLS BF H R ER SO BB IBB HBP BLK WP HR S P ERA WHIP	
Larry Jackson, R (1, 1) ERA: 2.38	7.0 L 28 7 4 4 6 0 0 0 0 1 0 0 5 5 9.00 2.000																			
Phil Mudrock, R (8, 1) ERA: 9.0	1.0 5 2 1 1 0 0 0 0 0 1 0 0 5 5 9.00 2.000																			





Batter	1	2	3	4	5	6	7	8	9	AB	R	H	RBI	BB	SO	LOB	TOP					
Lou Brock, L OBP: 0.275, SLG: 0.243 (1.9)										5	1	2	0	0	1	1	Chicago Cubs @ San Francisco Giants Candlestick Park, San Francisco, CA Sat Apr 20 1963, 6:33 AM EST Att. 10,868 - Cloudy					
Andre Rodgers, R OBP: 0.310, SLG: 0.270 (1.6)										3	1	0	0	1	0	1						
Billy Williams, L OBP: 0.302, SLG: 0.237 (1.7)										5	1	1	0	0	0	2						
Ron Santo, R OBP: 0.238, SLG: 0.381 (1.5)										5	0	1	2	0	0	1						
14 Ernie Banks, R OBP: 0.244, SLG: 0.395 (1.3)										5	0	0	0	0	0	3						
Nelson Mathews, R OBP: 0.250, SLG: 0.250 (1.8)										4	1	3	0	0	1	1						
Ken Aspromonte, R OBP: 0.185, SLG: 0.240 (1.4)										3	0	1	1	1	1	3						
Ken Hubbs, R OBP: 0.400, SLG: 0.333 (7.4)										0	0	0	0	0	0	0						
Dick Bertell, R OBP: 0.250, SLG: 0.161 (1.2)										2	0	0	0	2	1	1						
Bob Buhl, R (1.1)										4	0	0	0	0	2	7						
Lindy McDaniel, R (9.1)										0	0	0	0	0	0	0						
Inning Stats	R: 0 E: 0 K: 1 S: 5	H: 0 LOB: 0 BB: 0 P: 5	R: 0 E: 1 K: 0 S: 5	H: 1 LOB: 3 BB: 1 P: 9	R: 1 E: 1 K: 0 S: 5	H: 1 LOB: 1 BB: 0 P: 5	R: 1 E: 0 K: 1 S: 7	H: 2 LOB: 1 BB: 0 P: 7	R: 2 E: 1 K: 2 S: 9	H: 2 LOB: 3 BB: 3 P: 21	R: 0 E: 0 K: 1 S: 3	H: 0 LOB: 0 BB: 0 P: 3	R: 0 E: 0 K: 1 S: 6	H: 1 LOB: 1 BB: 0 P: 6	R: 0 E: 0 K: 1 S: 6	H: 1 LOB: 1 BB: 0 P: 6	R: 0 E: 0 K: 0 S: 3	H: 0 LOB: 0 BB: 0 P: 3	1B: 7 2B: 1 3B: 0 HR: 0	SF: 0 SAC: 1 DP: 0 HBP: 0	WP: 0 PB: 0 SB: 1 CS: 0	PA: 41
PITCHER	IP	WLS	BF	H	R	ER	SO	BB	IBB	HBP	BLK	WP	HR	S	P	ERA	WHIP					
Billy Pierce, L ERA: 2.08 (1.1)	4.0	L	21	5	4	3	2	2	0	0	0	0	0	23	31	6.75	1.750					
Gaylord Perry, R ERA: 1.5 (5.1)	2.0		9	1	0	0	2	1	1	0	1	0	0	11	19	0.00	1.000					
John Pregarz, R ERA: (7.1)	2.0		8	2	0	0	2	0	0	0	0	0	0	12	12	0.00	1.000					
Jim Duffalo, R ERA: (9.1)	1.0		3	0	0	0	0	0	0	0	0	0	0	3	3	0.00	0.000					

AB	36
R	4
H	8
RBI	3
BB	4
SO	6
LOB	20



Batter	1	2	3	4	5	6	7	8	9	AB	R	H	RBI	BB	SO	LOB	BOTTOM					
Chuck Hiller, L OBP: 0.178, SLG: 0.119 (1.4)										4	0	0	0	0	0	2	Chicago Cubs @ San Francisco Giants Candlestick Park, San Francisco, CA Sat Apr 20 1963, 6:33 AM EST Att. 10,868 - Cloudy					
Jim Davenport, R OBP: 0.195, SLG: 0.184 (1.5)										3	0	1	0	1	0	2						
Willie Mays, R OBP: 0.378, SLG: 0.514 (1.8)										4	0	0	0	0	2	2						
Willie McCovey, L OBP: 0.512, SLG: 0.750 (1.7)										3	0	0	0	1	2	2						
Orlando Cepeda, R OBP: 0.372, SLG: 0.550 (1.3)										4	0	0	0	0	1	2						
Felipe Alou, R OBP: 0.425, SLG: 0.718 (1.9)										3	0	0	0	0	0	2						
Tom Haller, L OBP: 0.293, SLG: 0.206 (1.2)										3	0	0	0	0	0	1						
Jose Pagan, R OBP: 0.184, SLG: 0.184 (1.6)										3	0	1	0	0	0	0						
Billy Pierce, L ERA: 2.08 (1.1)										1	0	0	0	0	0	0						
Matty Alou, L OBP: 0.200, SLG: 0.500 (5.1)										0	0	0	0	0	0	0						
Billy O'Dell, R OBP: 0.200, SLG: 0.500 (5.1)										0	0	0	0	0	0	0						
John Pregarz, R ERA: (7.1)										0	0	0	0	0	0	0						
Joey Amalfitano, R ERA: (8.1)										0	0	0	0	0	0	0						
Jim Duffalo, R ERA: (9.1)										0	0	0	0	0	0	1						
Inning Stats	R: 0 E: 0 K: 2 S: 7	H: 0 LOB: 1 BB: 1 P: 11	R: 0 E: 1 K: 0 S: 3	H: 0 LOB: 0 BB: 0 P: 3	R: 0 E: 0 K: 0 S: 3	H: 0 LOB: 0 BB: 0 P: 3	R: 0 E: 0 K: 1 S: 5	H: 0 LOB: 0 BB: 0 P: 5	R: 0 E: 0 K: 0 S: 3	H: 0 LOB: 0 BB: 0 P: 3	R: 0 E: 0 K: 0 S: 4	H: 1 LOB: 2 BB: 0 P: 4	R: 0 E: 0 K: 0 S: 3	H: 0 LOB: 1 BB: 1 P: 7	R: 0 E: 0 K: 0 S: 4	H: 1 LOB: 1 BB: 0 P: 4	R: 0 E: 0 K: 2 S: 8	H: 1 LOB: 1 BB: 0 P: 8	1B: 3 2B: 0 3B: 0 HR: 0	SF: 0 SAC: 0 DP: 0 HBP: 0	WP: 0 PB: 0 SB: 1 CS: 1	PA: 33
PITCHER	IP	WLS	BF	H	R	ER	SO	BB	IBB	HBP	BLK	WP	HR	S	P	ERA	WHIP					
Bob Buhl, R ERA: 0.36 (1.1)	8.0	W	28	2	0	0	3	2	0	0	0	0	0	32	40	0.00	0.500					
Lindy McDaniel, R ERA: (9.1)	1.0	S	4	1	0	0	2	0	0	0	1	0	0	8	8	0.00	1.000					



Batter	1	2	3	4	5	6	7	8	9	AB	R	H	RBI	BB	SO	LOB	TOP										
Don Landrum, L (1.8) OBP: 0.333, SLG: 0.296	K		5-3	1-3		1-3			G6-4-3 1B	5	0	1	0	0	1	1	Chicago Cubs @ San Francisco Giants Candlestick Park, San Francisco, CA Sun Apr 21 1963, 6:33 AM EST Cloudy AB 35 R 4 H 10 RBI 4 BB 1 SO 4 LOB 13 										
Andre Rodgers, R (1.6) OBP: 0.319, SLG: 0.250	5-3		HBP		4-3		CS BB		G6-4-3 1-2	3	1	0	0	1	0	1											
Billy Williams, L (1.7) OBP: 0.298, SLG: 0.262	F7		F8 14 1B		F9		F8			4	1	1	1	0	0	1											
Ron Santo, R (1.5) OBP: 0.239, SLG: 0.370		F8	F8		14 E 1B		K			4	0	1	0	0	1	2											
14 Ernie Banks, R (1.3) OBP: 0.244, SLG: 0.381	1-3				E6			6-3		4	0	1	1	0	0	1											
Lou Brock, L (1.9) OBP: 0.295, SLG: 0.317		1B	K		F8			CS 1B		4	1	2	0	0	1	3											
Ken Hubbs, R (1.4) OBP: 0.500, SLG: 0.692	E 1B			HR		F9		S 1B		4	1	3	2	0	0	0											
Dick Bertell, R (1.2) OBP: 0.256, SLG: 0.176	E6			4-3				K		3	0	1	0	0	0	1											
Cuno Barragan, R (7.2)	1-3				SH2-4 1B			1-2		1	0	0	0	0	1	1											
Dick Ellsworth, L (1.1) OBP: 0.125, SLG: 0.125	G3			G1		SH2-4			5-3	2	0	0	0	0	0	2											
Barney Schultz, R (7.1)						1-2				1	0	0	0	0	0	0											
Inning Stats	R: 0 E: 0 K: 1 S: 5	H: 0 LOB: 0 BB: 0 P: 5	R: 1 E: 1 K: 0 S: 6	H: 2 LOB: 2 BB: 0 P: 6	R: 2 E: 0 K: 1 S: 7	H: 2 LOB: 1 BB: 0 P: 8	R: 1 E: 0 K: 0 S: 4	H: 1 LOB: 0 BB: 0 P: 4	R: 0 E: 1 K: 0 S: 5	H: 1 LOB: 2 BB: 0 P: 5	R: 0 E: 0 K: 1 S: 4	H: 0 LOB: 0 BB: 1 P: 8	R: 0 E: 0 K: 1 S: 6	H: 2 LOB: 1 BB: 0 P: 6	R: 0 E: 0 K: 0 S: 3	H: 1 LOB: 0 BB: 0 P: 3	1B: 7 2B: 1 3B: 1 HR: 1	SF: 0 SAC: 1 DP: 1 HBP: 1	WP: 0 PB: 0 SB: 1 CS: 2	PA: 38							
PITCHER	IP	WLS	BF	H	R	ER	SO	BB	IBB	HBP	BLK	WP	HR	S	P	ERA	WHIP										
Jack Fisher, R (1.1) ERA: 3.38	4.2	L	23	6	4	4	2	0	0	1	0	0	1	26	27	7.71	1.286										
Jim Constable, L (5.1) ERA:	1.1		5	1	0	0	0	0	0	0	0	0	0	5	5	0.00	0.750										
Jim Duffalo, R (7.1) ERA:	3.0		10	3	0	0	2	1	0	0	0	0	0	13	17	0.00	1.333										
Batter	1	2	3	4	5	6	7	8	9	AB	R	H	RBI	BB	SO	LOB	BOTTOM										
Harvey Kuenn, R (1.7) OBP: 0.286, SLG: 0.167	K		1B		2-3 BB		P5		K	4	0	1	0	1	2	1	Chicago Cubs @ San Francisco Giants Candlestick Park, San Francisco, CA Sun Apr 21 1963, 6:33 AM EST Cloudy AB 32 R 1 H 6 RBI 0 BB 5 SO 4 LOB 17 										
Joey Amalfitano, R (1.4) OBP: 0.174, SLG: 0.116	5-3		E5		2-3		F9			3	0	0	0	0	0	2											
Chuck Hiller, L (7. PH) (8.4)					1-2 2-3					1	0	0	0	0	0	0											
Willie Mays, R (1.8) OBP: 0.367, SLG: 0.512			5-3		P6		5-3			4	0	1	0	0	0	3											
Orlando Cepeda, R (1.3) OBP: 0.383, SLG: 0.535	4-3			4-3		1B E 1B		G6-4-3 BB		3	1	1	0	1	0	1											
Felipe Alou, R (1.9) OBP: 0.409, SLG: 0.674		1-3		K		E 1B		G6-4-3 1-2		4	0	1	0	0	1	1											
Jim Davenport, R (1.5) OBP: 0.200, SLG: 0.171	F7				BB		K		F7	3	0	0	0	1	1	2											
Jose Pagan, R (1.6) OBP: 0.190, SLG: 0.190		1B CS 1B		5-3		1-3 2-H		E5		4	0	1	0	0	0	2											
Tom Haller, L (1.2) OBP: 0.311, SLG: 0.216					P5		F5		1-3 BLK BB	3	0	1	0	1	0	2											
Jack Fisher, R (1.1)										1	0	0	0	0	0	0											
Jim Constable, S (5.1)										0	0	0	0	1	0	0											
Jose Cardenal, R (6. PH)										1	0	0	0	0	0	2											
Jim Duffalo, R (7.1)										0	0	0	0	0	0	0											
Jimmie Coker, R (9. PH)										1	0	0	0	0	0	1											
Inning Stats	R: 0 E: 0 K: 1 S: 6	H: 1 LOB: 1 BB: 0 P: 6	R: 0 E: 0 K: 0 S: 4	H: 2 LOB: 1 BB: 0 P: 4	R: 0 E: 1 K: 0 S: 4	H: 1 LOB: 1 BB: 0 P: 4	R: 0 E: 0 K: 1 S: 5	H: 0 LOB: 1 BB: 1 P: 9	R: 0 E: 0 K: 0 S: 3	H: 0 LOB: 2 BB: 2 P: 11	R: 1 E: 1 K: 1 S: 8	H: 2 LOB: 0 BB: 0 P: 8	R: 0 E: 0 K: 0 S: 3	H: 0 LOB: 0 BB: 1 P: 3	R: 0 E: 0 K: 0 S: 2	H: 0 LOB: 0 BB: 1 P: 6	R: 0 E: 0 K: 1 S: 5	H: 0 LOB: 1 BB: 1 P: 9	1B: 5 2B: 1 3B: 0 HR: 0	SF: 0 SAC: 0 DP: 1 HBP: 0	WP: 0 PB: 0 SB: 0 CS: 1	PA: 38					
PITCHER	IP	WLS	BF	H	R	ER	SO	BB	IBB	HBP	BLK	WP	HR	S	P	ERA	WHIP										
Dick Ellsworth, L (1.1) ERA: 0.36	6.0	W	27	6	1	0	3	3	0	0	0	0	0	30	42	0.00	1.500										
Barney Schultz, R (7.1) ERA: 3.38	3.0	S	10	0	0	0	1	2	0	0	1	0	0	10	18	0.00	0.667										

Batter	1	2	3	4	5	6	7	8	9	AB	R	H	RBI	BB	SO	LOB	TOP					
Lou Brock, L OBP: 0.292, SLG: 0.311 (1, 9)										4	1	1	0	0	1	1	Chicago Cubs @ San Francisco Giants Candlestick Park, San Francisco, CA Sun Apr 21 1963, 6:38 AM EST Att: 39,074 - Unknown					
Andre Rodgers, R OBP: 0.314, SLG: 0.273 (1, 6)										4	0	1	2	0	1	1						
Billy Williams, L OBP: 0.275, SLG: 0.239 (1, 7)										4	0	0	0	0	1							
Ron Santo, R OBP: 0.240, SLG: 0.360 (1, 5)										4	0	1	0	0	1	0						
14 Ernie Banks, R OBP: 0.245, SLG: 0.356 (1, 3)										3	0	0	0	1	0	0						
Nelson Mathews, R OBP: 0.211, SLG: 0.211 (1, 8)										3	0	0	0	0	1	1						
Ken Hubbs, R OBP: 0.471, SLG: 0.625 (1, 4)										3	0	1	0	0	0	1						
Jimmie Schaffer, R OBP: 0.333, SLG: 0.333 (1, 2)										3	0	1	0	0	0	1						
Cal Koonce, R OBP: 1.000, SLG: 1.000 Paul Toth, R (5, 1)										1	1	1	0	0	0	0						
Ken Aspromonte, R OBP: 0.178, SLG: 0.231 Don Elston, R (8, 1)										0	0	0	0	0	0	0						
Inning Stats	R: 0 E: 0 K: 1 S: 5	H: 0 LOB: 0 BB: 0 P: 5	R: 0 E: 0 K: 0 S: 3	H: 0 LOB: 0 BB: 0 P: 3	R: 2 E: 0 K: 0 S: 6	H: 4 LOB: 1 BB: 0 P: 6	R: 0 E: 0 K: 0 S: 3	H: 1 LOB: 1 BB: 1 P: 7	R: 0 E: 0 K: 1 S: 6	H: 1 LOB: 1 BB: 0 P: 6	R: 0 E: 0 K: 1 S: 5	H: 0 LOB: 0 BB: 0 P: 5	R: 0 E: 0 K: 1 S: 5	H: 0 LOB: 0 BB: 0 P: 5	R: 0 E: 0 K: 0 S: 3	H: 0 LOB: 0 BB: 0 P: 3	R: 0 E: 0 K: 0 S: 3	H: 0 LOB: 0 BB: 0 P: 3	1B: 5 2B: 1 3B: 0 HR: 0	SF: 0 SAC: 1 DP: 1 HBP: 0	WP: 0 PB: 0 SB: 0 CS: 1	PA: 32
PITCHER Billy O'Dell, L ERA: 1.04 (1, 1)	IP: 9.0 WLS: W BF: 32 H: 6 R: 2 ER: 2 SO: 4 BB: 1 IBB: 0 HBP: 0 BLK: 0 WP: 0 HR: 0 S: 39 P: 43 ERA: 2.00 WHIP: 0.778																					

Batter	1	2	3	4	5	6	7	8	9	AB	R	H	RBI	BB	SO	LOB	BOTTOM			
Chuck Hiller, L OBP: 0.160, SLG: 0.106 (1, 4)										4	0	0	0	0	0	0	Chicago Cubs @ San Francisco Giants Candlestick Park, San Francisco, CA Sun Apr 21 1963, 6:38 AM EST Att: 39,074 - Unknown			
Jim Davenport, R OBP: 0.204, SLG: 0.178 (1, 5)										4	0	1	0	0	0	0				
Willie Mays, R OBP: 0.377, SLG: 0.578 (1, 8)										4	1	2	1	0	1	1				
Willie McCovey, L OBP: 0.511, SLG: 0.795 (1, 7)										3	2	1	1	1	0	1				
Orlando Cepeda, R OBP: 0.380, SLG: 0.522 (1, 3)										3	0	1	0	0	0	1				
Felipe Alou, R OBP: 0.404, SLG: 0.652 (1, 9)										3	0	1	0	0	0	1				
Tom Haller, L OBP: 0.313, SLG: 0.225 (1, 2)										3	0	1	1	0	0	2				
Jose Pagan, R OBP: 0.200, SLG: 0.182 (1, 6)										2	0	0	0	1	0	1				
Billy O'Dell, S OBP: 0.125, SLG: 0.125 (1, 1)										3	0	0	0	0	1	2				
Inning Stats	R: 0 E: 0 K: 1 S: 5	H: 0 LOB: 0 BB: 0 P: 5	R: 1 E: 0 K: 0 S: 5	H: 3 LOB: 1 BB: 0 P: 5	R: 0 E: 0 K: 0 S: 3	H: 0 LOB: 0 BB: 0 P: 3	R: 2 E: 0 K: 0 S: 5	H: 2 LOB: 2 BB: 2 P: 13	R: 0 E: 0 K: 0 S: 4	H: 1 LOB: 1 BB: 0 P: 4	R: 0 E: 0 K: 0 S: 3	H: 0 LOB: 0 BB: 0 P: 3	R: 0 E: 0 K: 1 S: 5	H: 0 LOB: 0 BB: 0 P: 5	R: 0 E: 0 K: 0 S: 3	H: 1 LOB: 0 BB: 0 P: 3		1B: 5 2B: 0 3B: 0 HR: 2	SF: 0 SAC: 0 DP: 2 HBP: 0	WP: 0 PB: 1 SB: 0 CS: 0
PITCHER Cal Koonce, R ERA: 6.75 Paul Toth, R ERA: 1.59 Don Elston, R ERA: (1, 1)	IP: 4.0 WLS: L BF: 18 H: 5 R: 3 ER: 3 SO: 3 BB: 2 IBB: 0 HBP: 0 BLK: 0 WP: 2 HR: 2 S: 18 P: 26 ERA: 6.75 WHIP: 1.750																			

Batter	1	2	3	4	5	6	7	8	9	AB	R	H	RBI	BB	SO	LOB	TOP							
Eddie Kasko, R (1,5) OBP: 0.333, SLG: 0.294	0-3 K		0-0 1-3		0-0 6-3			4-0 HR BB	0-0 SH1-4 1B	4	2	1	0	1	1	0	Cincinnati Reds @ San Francisco Giants Candlestick Park, San Francisco, CA Mon Apr 22 1963, 9:05 PM EST Att: 13,431 - Unknown livebaseballscorecards.com							
Don Blasingame, L (1,4) OBP: 0.313, SLG: 0.231	4-0 BLK BB			0-3 K		0-0 F6		0-0 HR	0-0 SH1-4	2	0	0	0	1	1	0								
Jerry Lynch, L (8,PH) OBP: 0.286, SLG: 0.667								1-H HR	1-2	1	1	1	2	0	0	0								
Jim Brosnan, R (8,1)										0	0	0	0	0	0	0								
Bill Henry, L (8,1)										0	0	0	0	0	0	0								
Gordy Coleman, L (1,3) OBP: 0.405, SLG: 0.615	0-3 K			0-0 1B		0-0 F8		0-0 HR	0-0 1B	5	1	3	1	0	1	1								
Frank Robinson, R (1,7) OBP: 0.432, SLG: 0.641	0-0 F8			0-0 P5		0-0 F2		0-0 HR	0-3 K	5	1	1	2	0	1	3								
Johnny Edwards, L (1,2) OBP: 0.463, SLG: 0.611		0-3 K		0-0 1-2 1B				0-0 F8	0-0 2B 1B	4	1	2	0	0	1	0								
Leo Cardenas, R (1,6) OBP: 0.341, SLG: 0.488		0-0 1-3		0-3 K				0-3 K	0-0 E K 2B	4	0	1	1	0	2	2								
Vada Pinson, L (1,8) OBP: 0.256, SLG: 0.378		0-0 L6				0-0 F7		0-0 2B	0-0 E6 WP K	4	0	1	0	0	0	1								
Marty Keough, L (1,9) OBP: 0.200, SLG: 0.316			0-3 K		0-0 HR			0-0 F7	0-3 K	4	1	1	1	0	2	3								
Jim O'Toole, S (1,1) OBP: 0.100, SLG: 0.100			0-3 K		0-0 L6			0-0 6-3	4-0 CS BB	2	0	0	0	0	1	0								
Jesse Gonder, L (8,PH)										1	0	0	0	0	0	0								
Pete Rose, S (8,4) OBP: 0.310, SLG: 0.217										0	0	0	0	1	0	0								
Inning Stats	R: 0 E: 0 K: 2 S: 7	H: 0 LOB: 1 BB: 1 P: 11	R: 0 E: 0 K: 1 S: 5	H: 0 LOB: 0 BB: 0 P: 5	R: 0 E: 0 K: 2 S: 7	H: 0 LOB: 0 BB: 0 P: 7	R: 0 E: 0 K: 2 S: 9	H: 2 LOB: 2 BB: 0 P: 9	R: 1 E: 0 K: 0 S: 4	H: 1 LOB: 0 BB: 0 P: 4	R: 0 E: 0 K: 0 S: 3	H: 0 LOB: 0 BB: 0 P: 3	R: 0 E: 0 K: 1 S: 6	H: 1 LOB: 1 BB: 0 P: 6	R: 5 E: 1 K: 1 S: 10	H: 5 LOB: 2 BB: 1 P: 14	R: 1 E: 0 K: 1 S: 6	H: 2 LOB: 1 BB: 1 P: 10	1B: 6 2B: 2 3B: 0 HR: 3	SF: 0 SAC: 1 DP: 0 HBP: 0	WP: 1 PB: 0 SB: 0 CS: 1	PA: 40		
PITCHER	IP WLS BF H R ER SO BB IBB HBP BLK WP HR S P ERA WHIP	7.1 L 31 7 5 5 8 2 0 0 0 0 1 0 3 45 53 6.14 1.227	0.2 4 2 1 1 1 1 0 0 0 0 1 0 6 6 13.50 3.000	1.0 5 2 1 1 1 1 1 0 0 0 0 0 0 6 10 9.00 3.000																				

Batter	1	2	3	4	5	6	7	8	9	AB	R	H	RBI	BB	SO	LOB	BOTTOM							
Jose Pagan, R (1,6) OBP: 0.220, SLG: 0.204	0-0 F7		0-0 5-3		0-3 K				0-0 L4-3 1B	5	0	2	0	0	1	0	Cincinnati Reds @ San Francisco Giants Candlestick Park, San Francisco, CA Mon Apr 22 1963, 9:05 PM EST Att: 13,431 - Unknown livebaseballscorecards.com							
Chuck Hillier, L (1,4) OBP: 0.185, SLG: 0.137	0-0 F7		0-0 BB 1B		0-0 4-3			1-2 2-3 1B	0-0 L4-3 1B	4	0	2	0	0	0	0								
Joey Amalfitano, R (9,PH)									1-2 1B	1	0	0	0	0	0	1								
Willie McCovey, L (1,7) OBP: 0.481, SLG: 0.727	0-0 1B		0-0 F8		0-3 K			0-3 K	0-3 K	5	0	1	0	0	3	4								
Willie Mays, R (1,8) OBP: 0.368, SLG: 0.542	0-0 F7		4-0 BB		0-0 5-3			0-0 F5		3	0	0	0	1	0	4								
Orlando Cepeda, R (1,3) OBP: 0.389, SLG: 0.571		4-0 1B SF9 BB	0-0 F8		0-0 F8			0-0 HR		3	2	1	1	1	0	2								
Felipe Alou, R (1,9) OBP: 0.412, SLG: 0.633		0-0 WP 1B		4-0 S 1B BB		0-0 F2		0-0 P4		3	1	1	0	1	0	0								
Jim Davenport, R (1,5) OBP: 0.208, SLG: 0.188		0-0 SF9		0-3 K				0-0 K	0-0 1B	3	0	1	1	0	2	1								
Tom Haller, L (1,2) OBP: 0.327, SLG: 0.318		3-H P3		0-0 G4-6-3 1B				0-0 HR	0-3 K	4	1	2	2	0	1	2								
Jack Sanford, R (1,1) OBP: 0.357, SLG: 0.500		0-0 5-3		0-0 G4-6-3 1B				4-0 1B 1B	0-0 4-3	2	0	0	0	1	0	2								
Jim Constable, S (8,1)										0	0	0	0	0	0	0								
Ed Bailey, L (8,PH) OBP: 0.250, SLG: 1.000										1	0	0	0	0	0	1								
John Pregenzer, R (9,1) OBP: 0.250, SLG: 1.000										0	0	0	0	0	0	0								
Inning Stats	R: 0 E: 0 K: 0 S: 4	H: 1 LOB: 1 BB: 0 P: 4	R: 1 E: 0 K: 0 S: 4	H: 1 LOB: 1 BB: 1 P: 8	R: 0 E: 0 K: 0 S: 4	H: 1 LOB: 2 BB: 1 P: 8	R: 1 E: 0 K: 1 S: 5	H: 1 LOB: 0 BB: 1 P: 9	R: 0 E: 0 K: 2 S: 7	H: 0 LOB: 0 BB: 0 P: 7	R: 0 E: 0 K: 0 S: 3	H: 0 LOB: 0 BB: 0 P: 3	R: 1 E: 0 K: 2 S: 10	H: 3 LOB: 3 BB: 1 P: 14	R: 1 E: 0 K: 1 S: 7	H: 2 LOB: 1 BB: 0 P: 7	R: 0 E: 0 K: 1 S: 5	H: 1 LOB: 0 BB: 0 P: 5	1B: 8 2B: 1 3B: 0 HR: 2	SF: 1 SAC: 0 DP: 2 HBP: 0	WP: 1 PB: 0 SB: 2 CS: 0	PA: 39		
PITCHER	IP WLS BF H R ER SO BB IBB HBP BLK WP HR S P ERA WHIP	7.0 W 31 7 3 3 5 4 0 0 0 0 0 1 6 6 3.86 1.571	0.2 4 2 1 1 1 1 0 0 0 0 0 0 6 6 13.50 3.000	1.1 S 4 1 0 0 1 0 0 0 0 0 0 6 6 0.00 0.750																				



Batter	1	2	3	4	5	6	7	8	9	AB	R	H	RBI	BB	SO	LOB	TOP			
Eddie Kasko, R (1, 5) OBP: 0.364, SLG: 0.333	0-0 4-3 1B		0-0 6-3			0-0 5-3		0-0 1B		4	0	2	0	0	0	0	Cincinnati Reds @ San Francisco Giants Candlestick Park, San Francisco, CA Tue Apr 23 1963, 6:33 AM EST Att: 8,914 - Unknown			
Don Blasingame, L (1, 4) OBP: 0.316, SLG: 0.313	0-0 F9		0-0 F9			0-0 2B		0-3 K		3	0	1	0	0	0	1				
Jerry Lynch, L (8, PH) OBP: 0.250, SLG: 0.571										1	0	0	0	0	1	1				
Al Worthington, R (8, 1)										0	0	0	0	0	0	0				
Gordy Coleman, L (1, 3) OBP: 0.370, SLG: 0.558	0-0 4-3 1-2			0-0 G3		0-0 F5		0-0 F8		4	0	0	0	0	0	3				
Frank Robinson, R (1, 7) OBP: 0.417, SLG: 0.595	4-0 1B			0-0 6-3		0-0 5-3			0-0 E7 1B	3	1	0	0	1	0	1				
Johnny Edwards, L (1, 2) OBP: 0.444, SLG: 0.575	0-3 K			0-0 1B			0-0 F5		0-0 P6	4	0	1	0	0	1	3				
Vada Pinson, L (1, 8) OBP: 0.255, SLG: 0.366		0-0 P6		0-0 F8			0-0 4-3		0-0 1B	4	0	1	1	0	0	1				
Leo Cardenas, R (1, 6) OBP: 0.313, SLG: 0.444		0-0 5-3			0-3 K		0-0 P4		0-3 K	4	0	0	0	0	2	1				
Marty Keough, L (1, 9) OBP: 0.167, SLG: 0.261		0-0 F9			0-0 4-1			0-0 F5	0-3 K	4	0	0	0	0	1	1				
Joe Nuxhall, L (1, 1)			0-0 F7		0-0 5-3			0-0 HR		2	0	0	0	0	0	0				
Jesse Gonder, L (8, PH) OBP: 0.200, SLG: 0.800										1	1	1	1	0	0	0				
Pete Rose, S (8, 4) OBP: 0.310, SLG: 0.217										0	0	0	0	0	0	0				
Inning Stats	R: 0 E: 0 K: 1 S: 6	H: 1 LOB: 2 BB: 1 P: 10	R: 0 E: 0 K: 0 S: 3	H: 0 LOB: 0 BB: 0 P: 3	R: 0 E: 0 K: 0 S: 3	H: 0 LOB: 1 BB: 0 P: 4	R: 0 E: 0 K: 1 S: 5	H: 0 LOB: 0 BB: 0 P: 5	R: 0 E: 0 K: 0 S: 4	H: 1 LOB: 1 BB: 0 P: 4	R: 0 E: 0 K: 0 S: 3	H: 0 LOB: 0 BB: 0 P: 3	R: 1 E: 0 K: 1 S: 7	H: 2 LOB: 1 BB: 0 P: 7	R: 1 E: 1 K: 2 S: 9	H: 1 LOB: 1 BB: 0 P: 9	1B: 4 2B: 1 3B: 0 HR: 1	SF: 0 SAC: 0 DP: 0 HBP: 0	WP: 0 PB: 0 SB: 0 CS: 0	PA: 35
PITCHER Juan Marichal, R (1, 1) ERA: 2.88	IP: 9.0 WLS: W BF: 35 H: 6 R: 2 ER: 1 SO: 5 BB: 1 IBB: 0 HBP: 0 BLK: 0 WP: 0 HR: 1 S: 44 P: 48 ERA: 1.00 WHIP: 0.778															IP: 9.0 WLS: W BF: 35 H: 6 R: 2 ER: 1 SO: 5 BB: 1 IBB: 0 HBP: 0 BLK: 0 WP: 0 HR: 1 S: 44 P: 48 ERA: 1.00 WHIP: 0.778				

Batter	1	2	3	4	5	6	7	8	9	AB	R	H	RBI	BB	SO	LOB	BOTTOM			
Jose Pagan, R (1, 6) OBP: 0.241, SLG: 0.212	0-0 4-3		0-0 G3 FC1-5 1B		0-0 6-3		4-0 SH1-3 2B BB			3	1	1	0	1	0	0	Cincinnati Reds @ San Francisco Giants Candlestick Park, San Francisco, CA Tue Apr 23 1963, 6:33 AM EST Att: 8,914 - Unknown			
Chuck Hillier, L (1, 4) OBP: 0.193, SLG: 0.148	0-0 G4-6-3 1B		0-0 FC1-5 G3		0-0 F8		0-0 SH1-3			3	0	1	0	0	0	2				
Willie McCovey, L (1, 7) OBP: 0.464, SLG: 0.708	0-0 G4-6-3 1-2		0-0 G3		0-3 K		0-0 E 2B			4	1	1	1	0	1	3				
Willie Mays, R (1, 8) OBP: 0.377, SLG: 0.558		0-0 1B 2B	0-0 P4		0-0 4-3		0-0 E8 1B		2H 1B	4	1	2	1	0	0	2				
Orlando Cepeda, R (1, 3) OBP: 0.414, SLG: 0.604		0-0 F8 2H 1B		0-0 E7 F9 1B 1B		0-0 BB 2B		0-0 5-3		4	1	3	1	0	0	1				
Felipe Alou, R (1, 9) OBP: 0.400, SLG: 0.596		0-0 F8 2-3		0-0 F7		4-0 BB BB		0-0 5-3		3	0	0	0	1	0	3				
Jim Davenport, R (1, 5) OBP: 0.211, SLG: 0.176		0-0 P6		0-0 F9		4-0 BB BB		0-0 F8		3	0	0	0	1	0	2				
Tom Haller, L (1, 2) OBP: 0.321, SLG: 0.313		0-3 K		0-0 1B		0-3 K		0-0 G3		4	0	1	1	0	2	4				
Juan Marichal, R (1, 1) OBP: 0.444, SLG: 0.556			0-0 FC1-5 1B		0-3 K		0-0 F4		0-0 P3	4	0	1	0	0	1	4				
Inning Stats	R: 0 E: 0 K: 0 S: 3	H: 1 LOB: 0 BB: 0 P: 3	R: 1 E: 0 K: 1 S: 7	H: 2 LOB: 1 BB: 0 P: 7	R: 0 E: 0 K: 0 S: 5	H: 2 LOB: 2 BB: 0 P: 5	R: 1 E: 1 K: 1 S: 7	H: 2 LOB: 1 BB: 0 P: 7	R: 0 E: 0 K: 1 S: 5	H: 0 LOB: 0 BB: 0 P: 5	R: 0 E: 0 K: 1 S: 6	H: 1 LOB: 3 BB: 2 P: 14	R: 2 E: 1 K: 0 S: 5	H: 2 LOB: 1 BB: 1 P: 9	R: 0 E: 0 K: 0 S: 3	H: 0 LOB: 0 BB: 0 P: 3		1B: 7 2B: 3 3B: 0 HR: 0	SF: 0 SAC: 1 DP: 1 HBP: 0	WP: 0 PB: 0 SB: 0 CS: 0
PITCHER Joe Nuxhall, L (1, 1) ERA: 2.45	IP: 7.0 WLS: L BF: 33 H: 10 R: 4 ER: 3 SO: 4 BB: 3 IBB: 0 HBP: 0 BLK: 0 WP: 0 HR: 0 S: 38 P: 50 ERA: 3.86 WHIP: 1.857															IP: 7.0 WLS: L BF: 33 H: 10 R: 4 ER: 3 SO: 4 BB: 3 IBB: 0 HBP: 0 BLK: 0 WP: 0 HR: 0 S: 38 P: 50 ERA: 3.86 WHIP: 1.857				
Al Worthington, R (8, 1) ERA: 13.5	IP: 1.0 WLS: L BF: 3 H: 0 R: 0 ER: 0 SO: 0 BB: 0 IBB: 0 HBP: 0 BLK: 0 WP: 0 HR: 0 S: 3 P: 3 ERA: 0.00 WHIP: 0.000															IP: 1.0 WLS: L BF: 3 H: 0 R: 0 ER: 0 SO: 0 BB: 0 IBB: 0 HBP: 0 BLK: 0 WP: 0 HR: 0 S: 3 P: 3 ERA: 0.00 WHIP: 0.000				



Batter	1	2	3	4	5	6	7	8	9	AB	R	H	RBI	BB	SO	LOB	TOP										
Curt Flood, R OBP: 0.315, SLG: 0.328 (1, 8)										4	1	0	0	1	1	1											
Dick Groat, R OBP: 0.464, SLG: 0.610 (1, 6)										4	1	2	2	0	2	0											
Bill White, L OBP: 0.418, SLG: 0.500 (1, 3)										4	1	2	1	0	0	1											
Ken Boyer, R OBP: 0.353, SLG: 0.333 (1, 5)										3	0	0	0	1	1	1											
George Altman, L OBP: 0.400, SLG: 0.518 (1, 9)										4	0	1	1	0	0	0											
Charlie James, R OBP: 0.235, SLG: 0.324 (1, 7)										4	0	0	0	0	0	2											
Gene Oliver, R OBP: 0.320, SLG: 0.350 (1, 2)										2	0	0	0	0	0	0											
Carl Sawatski, L OBP: 0.424, SLG: 0.655 (6, PH)										1	0	0	0	1	0	0											
Julian Javier, R OBP: 0.241, SLG: 0.296 (1, 4)										4	1	1	0	0	0	3											
Curt Simmons, L OBP: 0.182, SLG: 0.182 (1, 1)										3	0	1	0	0	0	0											
Inning Stats	R: 0 E: 0 K: 1 S: 5	H: 0 LOB: 0 BB: 0 P: 5	R: 0 E: 0 K: 0 S: 3	H: 0 LOB: 0 BB: 0 P: 3	R: 0 E: 0 K: 0 S: 3	H: 1 LOB: 1 BB: 0 P: 8	R: 0 E: 0 K: 0 S: 3	H: 0 LOB: 0 BB: 0 P: 3	R: 4 E: 0 K: 0 S: 7	H: 4 LOB: 3 BB: 3 P: 19	R: 0 E: 0 K: 0 S: 4	H: 1 LOB: 1 BB: 0 P: 4	R: 0 E: 0 K: 0 S: 3	H: 0 LOB: 0 BB: 0 P: 3	R: 0 E: 0 K: 1 S: 6	H: 1 LOB: 1 BB: 0 P: 6	1B: 6 2B: 1 3B: 0 HR: 0	SF: 0 SAC: 1 DP: 0 HBP: 0	WP: 0 PB: 0 SB: 1 CS: 0	PA: 37							
PITCHER	IP	WLS	BF	H	R	ER	SO	BB	IBB	HBP	BLK	WP	HR	S	P	ERA	WHIP										
Billy Pierce, L ERA: 3.44 (1, 1)	5.1	L	23	5	4	4	3	1	1	0	0	0	0	27	35	6.75	1.125										
Don Larsen, R ERA: 1.99 (6, 1)	3.2		14	2	0	0	1	0	1	0	0	0	0	15	19	0.00	0.545										

St. Louis Cardinals @ San Francisco Giants
Candlestick Park, San Francisco, CA
Wed Apr 24 1963, 6:33 AM EST
Att: 8,773 - Unknown

AB 33
R 4
H 7
RBI 4
BB 3
SO 4
LOB 8



Batter	1	2	3	4	5	6	7	8	9	AB	R	H	RBI	BB	SO	LOB	BOTTOM										
Harvey Kuenn, R OBP: 0.182, SLG: 0.100 (1, 7)										4	0	0	0	0	0	0											
Chuck Hillier, L OBP: 0.197, SLG: 0.155 (1, 4)										4	0	1	0	0	2	0											
Willie Mays, R OBP: 0.369, SLG: 0.527 (1, 8)										3	0	0	0	1	0	1											
Orlando Cepeda, R OBP: 0.403, SLG: 0.596 (1, 3)										4	0	1	0	0	0	1											
Felipe Alou, R OBP: 0.407, SLG: 0.607 (1, 9)										4	1	2	0	0	1	2											
Jim Davenport, R OBP: 0.230, SLG: 0.236 (1, 5)										4	1	2	1	0	0	1											
Jose Pagan, R OBP: 0.259, SLG: 0.250 (1, 6)										4	1	2	0	0	0	2											
Tom Haller, L OBP: 0.310, SLG: 0.300 (1, 2)										2	0	0	0	0	0	2											
Jose Cardenal, R OBP: 0.500, SLG: 0.500 (6, PH)										1	0	1	2	0	0	0											
Ed Bailey, L OBP: 0.200, SLG: 0.800 (7, 2)										1	0	0	0	0	0	1											
Billy Pierce, L OBP: 0.200, SLG: 0.800 (7, 2)										1	0	0	0	0	0	1											
Billy Pierce, L OBP: 0.200, SLG: 0.800 (7, 2)										1	0	0	0	0	0	1											
Don Larsen, R OBP: 0.200, SLG: 0.800 (7, 2)										1	0	0	0	0	0	1											
Inning Stats	R: 0 E: 0 K: 1 S: 6	H: 1 LOB: 2 BB: 1 P: 10	R: 0 E: 0 K: 1 S: 6	H: 1 LOB: 1 BB: 0 P: 6	R: 0 E: 0 K: 0 S: 4	H: 1 LOB: 1 BB: 0 P: 4	R: 1 E: 0 K: 1 S: 7	H: 2 LOB: 1 BB: 0 P: 7	R: 0 E: 0 K: 1 S: 5	H: 0 LOB: 0 BB: 0 P: 5	R: 2 E: 0 K: 0 S: 5	H: 3 LOB: 0 BB: 0 P: 5	R: 0 E: 0 K: 0 S: 3	H: 0 LOB: 0 BB: 0 P: 3	R: 0 E: 0 K: 1 S: 5	H: 0 LOB: 0 BB: 0 P: 5	R: 0 E: 0 K: 0 S: 3	H: 1 LOB: 0 BB: 0 P: 3	1B: 4 2B: 6 3B: 0 HR: 0	SF: 0 SAC: 0 DP: 1 HBP: 0	WP: 0 PB: 0 SB: 0 CS: 1	PA: 36					
PITCHER	IP	WLS	BF	H	R	ER	SO	BB	IBB	HBP	BLK	WP	HR	S	P	ERA	WHIP										
Curt Simmons, L ERA: 1.33 (1, 1)	9.0	W	35	9	3	3	5	1	0	0	0	0	0	44	48	3.00	1.111										

St. Louis Cardinals @ San Francisco Giants
Candlestick Park, San Francisco, CA
Wed Apr 24 1963, 6:33 AM EST
Att: 8,773 - Unknown

AB 34
R 3
H 9
RBI 3
BB 1
SO 5
LOB 12



Batter	1	2	3	4	5	6	7	8	9	AB	R	H	RBI	BB	SO	LOB	TOP		
Len Gabrielson, L (1, 7) OBP: 0.231, SLG: 0.270	F9		F9			K		F5		4	0	0	0	0	1	2	Milwaukee Braves @ San Francisco Giants Candlestick Park, San Francisco, CA Sun Apr 28 1963, 6:33 AM EDT Att: 32,144 - Unknown		
Frank Bolling, R (1, 4) OBP: 0.299, SLG: 0.300	F2			F8			1-3		F7	4	0	0	0	0	0	0			
Hank Aaron, R (1, 9) OBP: 0.402, SLG: 0.658	K			F4			FC1-6 1B		HR	4	1	2	1	0	1	0			
Eddie Mathews, L (1, 5) OBP: 0.465, SLG: 0.522 Amado Samuel, R (4, 6)		E SF8 BB		F3			FC1-6 CS		K	1	1	0	0	1	0	0			
Norm Larker, L (1, 3) OBP: 0.429, SLG: 0.410 Lew Burdette, R (8, PR) Tommie Aaron, R (8, 3) OBP: 0.269, SLG: 0.304		E8 SF8 L2 1B			F9		CS		K	3	0	2	0	0	0	0			
Denis Menke, R (1, 6) OBP: 0.375, SLG: 0.586		SF8			6-3				F1	2	0	0	1	0	0	1			
Ty Cline, L (1, 8) OBP: 0.228, SLG: 0.211		L2			K				K	3	0	0	0	0	2	2			
Del Crandall, R (1, 2) OBP: 0.182, SLG: 0.182				F9			1-3		1B 1B	3	0	1	0	0	0	0			
Warren Spahn, L (1, 1) OBP: 0.250, SLG: 0.214				F7			G3		1B 1B	3	0	1	1	0	0	0			
Inning Stats	R: 0 E: 0 K: 1 S: 5	H: 0 LOB: 0 BB: 0 P: 5	R: 1 E: 1 K: 0 S: 3	H: 1 LOB: 0 BB: 1 P: 7	R: 0 E: 0 K: 0 S: 3	H: 0 LOB: 0 BB: 0 P: 3	R: 0 E: 0 K: 0 S: 3	H: 0 LOB: 0 BB: 0 P: 3	R: 0 E: 0 K: 1 S: 5	H: 0 LOB: 0 BB: 0 P: 5	R: 0 E: 0 K: 0 S: 3	H: 1 LOB: 0 BB: 0 P: 3	R: 1 E: 0 K: 0 S: 8	H: 3 LOB: 3 BB: 0 P: 8	R: 1 E: 0 K: 2 S: 8	H: 1 LOB: 0 BB: 0 P: 8		1B: 5 2B: 1 3B: 0 HR: 1	SF: 1 SAC: 0 DP: 1 HBP: 0
PITCHER	IP	WLS	BF	H	R	ER	SO	BB	IBB	HBP	BLK	WP	HR	S	P	ERA	WHIP		
Juan Marichal, R (1, 1) ERA: 2.73	8.0	L	28	5	2	2	4	1	0	0	0	0	0	35	39	2.25	0.750		
Don Larsen, R (9, 1) ERA: 2.57	1.0		4	1	1	1	2	0	0	0	0	0	1	8	8	9.00	1.000		

Batter	1	2	3	4	5	6	7	8	9	AB	R	H	RBI	BB	SO	LOB	BOTTOM		
Joey Amalfitano, R (1, 4)	6-3		4-3			6-3		F7	F9	5	0	0	0	0	0	4	Milwaukee Braves @ San Francisco Giants Candlestick Park, San Francisco, CA Sun Apr 28 1963, 6:33 AM EDT Att: 32,144 - Unknown		
Jim Davenport, R (1, 5) OBP: 0.286, SLG: 0.314				6-3				1B		4	0	3	0	0	0	0			
Willie McCovey, L (1, 7) OBP: 0.429, SLG: 0.603			G3-6-3		L8		K		FC6-4 1B	4	0	1	0	0	1	2			
Willie Mays, R (1, 8) OBP: 0.349, SLG: 0.449		4-3		6-3			F7	FC6-4		4	0	0	0	0	0	3			
Orlando Cepeda, R (1, 3) OBP: 0.367, SLG: 0.568		K			G4-6-3 1B		F3		F7	4	0	1	0	0	1	0			
Felipe Alou, R (1, 9) OBP: 0.447, SLG: 0.614									2B E 1B	4	1	4	0	0	0	0			
Ed Bailey, L (1, 2) OBP: 0.369, SLG: 0.938 Billy O'Dell, S (9, PR) OBP: 0.111, SLG: 0.111		4-3			G4-6-3		F5		FC3-6 2B	4	0	1	0	0	0	4			
Jose Pagan, R (1, 6) OBP: 0.243, SLG: 0.250									E5 FC3-6	4	0	0	1	0	1	2			
Juan Marichal, R (1, 1) OBP: 0.364, SLG: 0.455 Harvey Kuenn, R (8, PH) Don Larsen, R (9, 1) Jimmie Coker, R (9, PH) Ernie Bowman, R (9, PR) OBP: 0.500, SLG: 0.750									FC3-6 2B	2	0	0	0	0	1	0			
Inning Stats	R: 0 E: 0 K: 0 S: 3	H: 1 LOB: 1 BB: 0 P: 3	R: 0 E: 0 K: 1 S: 6	H: 1 LOB: 0 BB: 0 P: 6	R: 0 E: 0 K: 0 S: 3	H: 0 LOB: 0 BB: 0 P: 3	R: 0 E: 0 K: 0 S: 3	H: 0 LOB: 0 BB: 0 P: 3	R: 0 E: 0 K: 2 S: 8	H: 1 LOB: 1 BB: 0 P: 8	R: 0 E: 0 K: 0 S: 4	H: 1 LOB: 1 BB: 0 P: 4	R: 0 E: 0 K: 0 S: 6	H: 3 LOB: 3 BB: 0 P: 6	R: 1 E: 1 K: 0 S: 6	H: 2 LOB: 3 BB: 0 P: 6		1B: 9 2B: 1 3B: 1 HR: 0	SF: 0 SAC: 0 DP: 2 HBP: 0
PITCHER	IP	WLS	BF	H	R	ER	SO	BB	IBB	HBP	BLK	WP	HR	S	P	ERA	WHIP		
Warren Spahn, L (1, 1) ERA: 1.67	9.0	W	37	11	1	1	4	0	0	0	0	1	0	45	45	1.00	1.222		



Batter	1	2	3	4	5	6	7	8	9	AB	R	H	RBI	BB	SO	LOB	TOP	
Chuck Hillier, L (1,4) OBP: 0.173, SLG: 0.129	E1	SF9		G3			3-1			3	0	1	0	0	0		San Francisco Giants @ Philadelphia Phillies Connie Mack Stadium, Philadelphia, PA Mon Apr 29 1963, 7:05 PM EDT Att: 8,233 - Unknown	
Jim Davenport, R (1,5) OBP: 0.278, SLG: 0.306 Joey Amalfitano, R (3,5)	P4	5-3			G4-6-3 BB		5-3			2	0	0	0	0	2			
Willie Mays, R (1,8) OBP: 0.345, SLG: 0.466	K			1B	3B			F2		4	1	1	0	0	1	2		
Willie McCovey, L (1,7) OBP: 0.419, SLG: 0.581	P4			P4				4-3		4	0	1	0	0	0	2		
Orlando Cepeda, R (1,3) OBP: 0.386, SLG: 0.590		E		1B	2B			CS		4	1	3	1	0	0	1		
Felipe Alou, R (1,9) OBP: 0.438, SLG: 0.595		E6		F9				CS		4	1	1	0	0	0	2		
Ed Bailey, L (1,2) OBP: 0.381, SLG: 0.842 Tom Haller, L (6,2) OBP: 0.313, SLG: 0.296		2B		2-3			K		1-3	3	1	1	1	0	1	1		
Jose Pagan, R (1,6) OBP: 0.231, SLG: 0.237		5-3			K		1-3		P3	4	0	0	0	0	1	3		
Jack Fisher, R (1,1) OBP: 0.167, SLG: 0.333		SF9		G3			F4		K	4	0	1	1	0	1	1		
Inning Stats	R: 0 E: 1 K: 1 S: 6	H: 0 LOB: 1 BB: 0 P: 6	R: 3 E: 1 K: 0 S: 7	H: 3 LOB: 1 BB: 0 P: 7	R: 1 E: 0 K: 0 S: 5	H: 2 LOB: 1 BB: 0 P: 5	R: 0 E: 0 K: 1 S: 5	H: 0 LOB: 0 BB: 0 P: 5	R: 0 E: 0 K: 1 S: 5	H: 0 LOB: 0 BB: 0 P: 3	R: 0 E: 0 K: 0 S: 3	H: 1 LOB: 0 BB: 0 P: 6	R: 0 E: 0 K: 1 S: 6	H: 1 LOB: 1 BB: 0 P: 6	1B: 5 2B: 2 3B: 1 HR: 0	SF: 1 SAC: 0 DP: 1 HBP: 0		WP: 0 PA: 37 PB: 0 CS: 1
PITCHER	IP	WLS	BF	H	R	ER	SO	BB	IBB	HBP	BLK	WP	HR	S	P	ERA	WHIP	
Cal McLish, R (1,1) ERA: 5.3	2.1	L	14	5	4	2	1	0	0	0	0	0	0	16	16	7.71	2.143	
Johnny Klippstein, R (3,1) ERA: 0.54	6.2		22	3	0	0	3	1	0	0	0	0	0	27	31	0.00	0.600	

Batter	1	2	3	4	5	6	7	8	9	AB	R	H	RBI	BB	SO	LOB	BOTTOM				
Tony Taylor, R (1,4) OBP: 0.357, SLG: 0.351	F7	6-3			1-3		F9		K	5	0	0	0	0	1	3	San Francisco Giants @ Philadelphia Phillies Connie Mack Stadium, Philadelphia, PA Mon Apr 29 1963, 7:05 PM EDT Att: 8,233 - Unknown				
Johnny Callison, L (1,9) OBP: 0.321, SLG: 0.423	G3			K			F9		G3	5	0	0	0	0	2	1					
Tony Gonzalez, L (1,8) OBP: 0.356, SLG: 0.346	F7			G3	2B		4-3			4	1	2	0	0	0	0					
Wes Covington, L (1,7) OBP: 0.391, SLG: 0.690		F8		G3	1B		3-1			4	0	1	1	0	0	1					
Don Demeter, R (1,3) OBP: 0.413, SLG: 0.609		G3		F7	1B		6-3			3	1	1	0	0	0	1					
Don Hoak, R (1,5) OBP: 0.333, SLG: 0.382		G3		4-3	FC6-4				PB	4	1	2	0	0	0	2					
Clay Dalrymple, L (1,2) OBP: 0.304, SLG: 0.372 Roy Sievers, R (6,PH) OBP: 0.308, SLG: 0.375 Bob Oldis, R (9,2) OBP: 0.167, SLG: 0.167		G3			1B		K		6-3	3	0	1	0	0	1	2					
Bobby Wine, R (1,6) OBP: 0.371, SLG: 0.412		G3		4-3	FC6-4				SH3-4	1	0	1	0	0	0	0					
Cal McLish, S (1,1) OBP: 0.167, SLG: 0.167 Johnny Klippstein, R (3,1) Ruben Amaro, R (9,PH) OBP: 0.273, SLG: 0.158		G3			G3		F8		SH3-4	2	0	0	0	0	0	1					
Inning Stats	R: 0 E: 0 K: 0 S: 3	H: 0 LOB: 0 BB: 0 P: 3	R: 2 E: 0 K: 0 S: 6	H: 3 LOB: 2 BB: 0 P: 7	R: 0 E: 0 K: 1 S: 6	H: 1 LOB: 1 BB: 0 P: 6	R: 0 E: 0 K: 0 S: 4	H: 1 LOB: 1 BB: 0 P: 4	R: 1 E: 0 K: 0 S: 6	H: 3 LOB: 2 BB: 0 P: 6	R: 0 E: 0 K: 1 S: 5	H: 0 LOB: 0 BB: 0 P: 5	R: 0 E: 0 K: 1 S: 5	H: 0 LOB: 0 BB: 0 P: 5	R: 0 E: 0 K: 0 S: 4	H: 1 LOB: 1 BB: 0 P: 4		R: 0 E: 0 K: 1 S: 6	H: 1 LOB: 1 BB: 0 P: 6	1B: 8 2B: 2 3B: 0 HR: 0	SF: 0 SAC: 1 DP: 0 HBP: 1
PITCHER	IP	WLS	BF	H	R	ER	SO	BB	IBB	HBP	BLK	WP	HR	S	P	ERA	WHIP				
Jack Fisher, R (1,1) ERA: 2.95	9.0	W	38	10	3	3	4	0	0	1	0	0	0	45	46	3.00	1.111				

Batter	1	2	3	4	5	6	7	8	9	AB	R	H	RBI	BB	SO	LOB	TOP					
Harvey Kuenn, R (1.5) OBP: 0.250, SLG: 0.217 Ernie Bowman, R (8.4) OBP: 0.500, SLG: 0.750	6-3		G4-6-3 1B	F8			F5	F9		5	0	1	0	0	0	5						
Chuck Hiller, L (1.4) OBP: 0.171, SLG: 0.127 Joey Amalfitano, R (2.4) OBP: 0.095, SLG: 0.050	1-3		G4-6-3 1-2		6-3		1B BLK		5-3	1	0	0	0	0	0	0						
Willie Mays, R (1.8) OBP: 0.359, SLG: 0.468					K					4	1	2	0	1	2	2						
Willie McCovey, L (1.7) OBP: 0.443, SLG: 0.606										4	1	3	2	1	1	1						
Orlando Cepeda, R (1.3) OBP: 0.375, SLG: 0.566										5	1	1	1	0	1	5						
Felipe Alou, R (1.9) OBP: 0.440, SLG: 0.590										4	0	2	0	0	0	0						
Tom Haller, L (1.2) OBP: 0.309, SLG: 0.293										4	0	1	0	0	0	3						
Jose Pagan, R (1.6) OBP: 0.232, SLG: 0.231										2	0	0	1	1	0	0						
Jack Sanford, R (1.1) OBP: 0.286, SLG: 0.389										4	1	1	0	0	2	4						
Inning Stats	R: 0 E: 0 K: 1 S: 6	H: 1 LOB: 2 BB: 1 P: 10	R: 0 E: 0 K: 0 S: 3	H: 0 LOB: 0 BB: 0 P: 3	R: 0 E: 0 K: 1 S: 5	H: 1 LOB: 0 BB: 0 P: 5	R: 3 E: 1 K: 1 S: 10	H: 4 LOB: 2 BB: 0 P: 10	R: 0 E: 0 K: 0 S: 6	H: 1 LOB: 1 BB: 0 P: 6	R: 0 E: 0 K: 0 S: 3	H: 1 LOB: 0 BB: 0 P: 3	R: 2 E: 0 K: 1 S: 8	H: 3 LOB: 1 BB: 0 P: 8	R: 0 E: 0 K: 0 S: 4	H: 1 LOB: 2 BB: 1 P: 8	R: 0 E: 0 K: 1 S: 5	H: 0 LOB: 1 BB: 1 P: 9	1B: 11 2B: 2 3B: 0 HR: 0	SF: 1 SAC: 0 DP: 2 HBP: 0	WP: 0 PB: 1 CS: 2	PA: 41
PITCHER	IP	WLS	BF	H	R	ER	SO	BB	IBB	HBP	BLK	WP	HR	S	P	ERA	WHIP					
Bob Friend, R (1.1) ERA: 3.25	4.0	L	19	6	3	3	3	1	0	0	0	0	0	24	28	6.75	1.750					
Tommye Sisk, R (5.1) ERA: 0.92	2.0		7	2	0	0	1	0	0	0	0	0	0	9	9	0.00	1.000					
Tom Sturdivant, R (7.1) ERA: 6.48	3.0		15	4	2	2	2	2	0	0	1	0	0	17	25	6.00	2.000					

San Francisco Giants @ Pittsburgh Pirates
Forbes Field, Pittsburgh, PA
Wed May 01 1963, 7:05 PM EDT
Att: 6,122 - Unknown

AB	37
R	5
H	12
RBI	4
BB	3
SO	6
LOB	21



Batter	1	2	3	4	5	6	7	8	9	AB	R	H	RBI	BB	SO	LOB	BOTTOM					
Dick Schofield, S (1.6) OBP: 0.377, SLG: 0.303										5	1	1	0	0	1	5						
Bob Stinner, L (1.7) OBP: 0.354, SLG: 0.333										4	0	1	0	0	0	0						
Roberto Clemente, R (1.9) OBP: 0.274, SLG: 0.357										4	0	0	1	0	0	1						
Donn Clendenon, R (1.3) OBP: 0.362, SLG: 0.574										4	0	1	0	0	2	1						
Bill Mazerowski, R (1.4) OBP: 0.373, SLG: 0.393										4	0	1	0	0	0	2						
Bill Virdon, L (1.8) OBP: 0.323, SLG: 0.339										4	0	3	0	0	0	1						
Bob Bailey, R (1.5) OBP: 0.364, SLG: 0.431										3	0	0	0	1	0	3						
Jim Pagliaroni, R (1.2) OBP: 0.429, SLG: 0.500										2	0	0	0	2	1	1						
Bob Friend, R (1.1) OBP: 0.250, SLG: 0.152 Willie Stargell, L (4.9) OBP: 0.505, SLG: 0.644 Tommye Sisk, R (5.1) OBP: 0.095, SLG: 0.050 Larry Elliot, L (6.9) Tom Sturdivant, L (7.1) Johnny Logan, R (9.9) OBP: 0.500, SLG: 0.500										0	0	0	0	0	0	0						
Inning Stats	R: 1 E: 0 K: 0 S: 5	H: 2 LOB: 1 BB: 0 P: 5	R: 0 E: 1 K: 0 S: 4	H: 1 LOB: 2 BB: 1 P: 8	R: 0 E: 0 K: 1 S: 5	H: 0 LOB: 0 BB: 0 P: 5	R: 0 E: 0 K: 0 S: 4	H: 1 LOB: 3 BB: 2 P: 12	R: 0 E: 0 K: 0 S: 4	H: 1 LOB: 1 BB: 0 P: 4	R: 0 E: 0 K: 2 S: 8	H: 1 LOB: 0 BB: 0 P: 8	R: 0 E: 0 K: 0 S: 3	H: 0 LOB: 0 BB: 0 P: 3	R: 0 E: 0 K: 1 S: 6	H: 1 LOB: 1 BB: 0 P: 6	R: 0 E: 0 K: 1 S: 5	H: 0 LOB: 0 BB: 0 P: 5	1B: 7 2B: 0 3B: 0 HR: 0	SF: 0 SAC: 1 DP: 0 HBP: 0	WP: 0 PB: 0 CS: 0	PA: 37
PITCHER	IP	WLS	BF	H	R	ER	SO	BB	IBB	HBP	BLK	WP	HR	S	P	ERA	WHIP					
Jack Sanford, R (1.1) ERA: 2.88	9.0	W	37	7	1	1	5	3	0	0	0	0	0	44	56	1.00	1.111					

San Francisco Giants @ Pittsburgh Pirates
Forbes Field, Pittsburgh, PA
Wed May 01 1963, 7:05 PM EDT
Att: 6,122 - Unknown

AB	33
R	1
H	7
RBI	1
BB	3
SO	5
LOB	18



Batter	1	2	3	4	5	6	7	8	9	AB	R	H	RBI	BB	SO	LOB	TOP		
Harvey Kuenn, R OBP: 0.250, SLG: 0.226 Ernie Bowman, R OBP: 0.500, SLG: 0.750	6-3		SF8 2B 1B		F7		3-1		SH3-4	4	1	1	0	0	0	1			
Felipe Alou, R OBP: 0.419, SLG: 0.616			SF8 1-2 3-H 1-0		6-3		K2-3		F8	4	0	1	1	0	1	2			
Willie McCovey, L OBP: 0.420, SLG: 0.568	F5		2B HBP			K2-3		4-3	5-3	4	0	0	0	0	1	2			
Willie Mays, R OBP: 0.350, SLG: 0.459	6-3		1-3 2-H 2B			L6		P6		4	0	1	1	0	0	1			
Orlando Cepeda, R OBP: 0.375, SLG: 0.544		F2	4-3			4-3		1B 1B		4	1	1	0	0	0	2			
Ed Bailey, L OBP: 0.379, SLG: 0.704		L3			F2		2B 2B 1B	1B 1B		4	1	2	0	0	0	0			
Joey Amalfitano, R OBP: 0.207, SLG: 0.214		4-3			F8		1-3 2B 2B	1-2 FC6-4 1B		4	1	2	1	0	0	0			
Jose Pagan, R OBP: 0.233, SLG: 0.233			1B SF8 SH3-4 1B		5-3		F2	FC6-4		4	1	1	0	0	0	4			
Jack Fisher, R OBP: 0.333, SLG: 0.500			SH3-4 1-2 1B		1-3		3-1 2B	SH3-4 BB		2	0	1	2	1	0	0			
Inning Stats	R: 0 E: 0 K: 0 S: 4	H: 1 LOB: 1 BB: 0 P: 4	R: 0 E: 0 K: 0 S: 3	H: 0 LOB: 0 BB: 0 P: 3	R: 2 E: 0 K: 0 S: 6	H: 3 LOB: 2 BB: 0 P: 7	R: 0 E: 0 K: 0 S: 3	H: 0 LOB: 0 BB: 0 P: 3	R: 0 E: 0 K: 1 S: 5	H: 0 LOB: 0 BB: 0 P: 5	R: 2 E: 0 K: 1 S: 8	H: 3 LOB: 1 BB: 0 P: 8	R: 1 E: 0 K: 0 S: 6	H: 3 LOB: 2 BB: 1 P: 6	R: 0 E: 0 K: 0 S: 3	H: 0 LOB: 1 BB: 1 P: 7	1B: 6 2B: 3 3B: 1 HR: 0	SF: 1 SAC: 2 DP: 0 HBP: 1	WP: 0 PA: 39 CS: 0
PITCHER	IP	WLS	BF	H	R	ER	SO	BB	IBB	HBP	BLK	WP	HR	S	P	ERA	WHIP		
Jay Hook, R ERA: 6.32	(1, 1)	7.2	L	34	10	5	5	2	0	0	1	0	0	37	38	5.87	1.304		
Tracy Stallard, R ERA: 9.82	(8, 1)	0.1		1	0	0	0	0	0	0	0	0	0	1	1	0.00	0.000		
Don Rowe, L ERA: 3.21	(9, 1)	1.0		4	0	0	0	0	1	0	0	0	0	3	7	0.00	1.000		

San Francisco Giants @ New York Mets
Polo Grounds, New York, NY
Fri May 03 1963, 7:05 PM EDT
Att: 49,431 - Unknown

livebaseballscores.com

AB 34
R 5
H 10
RBI 5
BB 1
SO 2
LOB 12

Batter	1	2	3	4	5	6	7	8	9	AB	R	H	RBI	BB	SO	LOB	BOTTOM				
Charlie Neal, R OBP: 0.274, SLG: 0.250	6-3		P3			K		4-3		4	0	0	0	0	1	0					
Ron Hunt, R OBP: 0.400, SLG: 0.481	K			4-3 4-3 1B		2B 1B		F8		4	1	2	0	0	1	0					
Duke Snider, L OBP: 0.311, SLG: 0.500				4-3		L6 1-H 2B			HR	4	2	3	3	0	0	1					
Ed Kranepool, L OBP: 0.294, SLG: 0.408	1-3			4-3		L6		F7		4	0	0	0	0	0	2					
Tim Harkness, L OBP: 0.206, SLG: 0.194		4-3		4-3			F8	G3		4	0	0	0	0	0	1					
Jim Hickman, R OBP: 0.405, SLG: 0.574		K			K		K	5-3		4	0	0	0	0	3	0					
Choo-Choo Coleman, L OBP: 0.294, SLG: 0.152		F9			K			BB		2	0	0	0	1	1	0					
Al Moran, R OBP: 0.250, SLG: 0.278				CS 1B	E5		F9			3	0	1	0	0	0	1					
Jay Hook, L OBP: 0.333, SLG: 0.143 Tracy Stallard, R Mary Throneberry, L OBP: 0.231, SLG: 0.250 Don Rowe, L OBP: 0.250, SLG: 0.250	(1, 1) (8, 1) (8, PH) (9, 1)			G1	1-3		K			2 0 1 0	0 0 0 0	0 0 0 0	0 0 0 0	0 0 0 0	0 0 1 0	0 0 0 0					
Inning Stats	R: 1 E: 0 K: 1 S: 6	H: 1 LOB: 0 BB: 0 P: 6	R: 0 E: 0 K: 1 S: 5	H: 0 LOB: 0 BB: 0 P: 5	R: 0 E: 0 K: 0 S: 3	H: 1 LOB: 0 BB: 0 P: 3	R: 0 E: 0 K: 0 S: 4	H: 1 LOB: 1 BB: 0 P: 4	R: 0 E: 1 K: 2 S: 8	H: 0 LOB: 1 BB: 0 P: 8	R: 1 E: 0 K: 1 S: 6	H: 2 LOB: 0 BB: 0 P: 6	R: 0 E: 0 K: 1 S: 5	H: 0 LOB: 0 BB: 1 P: 9	R: 0 E: 0 K: 1 S: 5	H: 0 LOB: 0 BB: 0 P: 5	R: 1 E: 0 K: 0 S: 4	H: 1 LOB: 0 BB: 0 P: 4	1B: 3 2B: 2 3B: 0 HR: 2	SF: 0 SAC: 0 DP: 1 HBP: 0	WP: 0 PA: 33 CS: 1
PITCHER	IP	WLS	BF	H	R	ER	SO	BB	IBB	HBP	BLK	WP	HR	S	P	ERA	WHIP				
Jack Fisher, R ERA: 2.97	(1, 1)	9.0	W	33	6	3	3	7	1	0	0	0	2	46	50	3.00	0.778				

San Francisco Giants @ New York Mets
Polo Grounds, New York, NY
Fri May 03 1963, 7:05 PM EDT
Att: 49,431 - Unknown

livebaseballscores.com

AB 32
R 3
H 6
RBI 3
BB 1
SO 7
LOB 7

Batter	1	2	3	4	5	6	7	8	9	AB	R	H	RBI	BB	SO	LOB	TOP					
Jim Davenport, R (1.5) OBP: 0.318, SLG: 0.403										5	4	4	5	1	0	1	San Francisco Giants @ New York Mets Polo Grounds, New York, NY Sat May 04 1963, 3:33 AM EDT Att: 25,674 - Unknown					
Felipe Alou, R (1.9) OBP: 0.414, SLG: 0.626										5	2	1	3	1	1	2						
Willie McCovey, L (1.7) OBP: 0.415, SLG: 0.550										6	2	2	1	0	1	2						
Willie Mays, R (1.8) Harvey Kuenn, R (8.9) OBP: 0.343, SLG: 0.444 OBP: 0.242, SLG: 0.219										5	1	1	1	0	0	2						
Orlando Cepeda, R (1.3) Matty Alou, L (9.7) OBP: 0.386, SLG: 0.611 OBP: 0.250, SLG: 0.250										5	2	3	4	0	0	1						
Ed Bailey, L (1.2) Tom Haller, L (8.2) OBP: 0.455, SLG: 0.935 OBP: 0.304, SLG: 0.288										4	3	4	3	0	0	0						
Joey Amalfitano, R (1.4) OBP: 0.182, SLG: 0.188										4	2	0	0	0	0	1						
Jose Pagan, R (1.6) Ernie Bowman, R (7.6) OBP: 0.234, SLG: 0.225 OBP: 0.400, SLG: 0.650										3	0	0	0	0	0	3						
Billy O'Dell, S (1.1) Gaylord Perry, R (7.1) OBP: 0.083, SLG: 0.083										3	0	0	0	0	2	3						
Inning Stats	R: 2 E: 0 K: 1 S: 7	H: 2 LOB: 0 BB: 0 P: 7	R: 0 E: 0 K: 0 S: 4	H: 1 LOB: 1 BB: 0 P: 4	R: 0 E: 0 K: 0 S: 3	H: 0 LOB: 1 BB: 1 P: 7	R: 4 E: 1 K: 2 S: 11	H: 3 LOB: 0 BB: 0 P: 11	R: 3 E: 0 K: 0 S: 6	H: 3 LOB: 0 BB: 0 P: 6	R: 5 E: 1 K: 1 S: 9	H: 4 LOB: 0 BB: 1 P: 13	R: 0 E: 0 K: 0 S: 3	H: 0 LOB: 1 BB: 0 P: 4	R: 0 E: 0 K: 0 S: 4	H: 1 LOB: 1 BB: 0 P: 4		R: 3 E: 3 K: 1 S: 9	H: 1 LOB: 1 BB: 0 P: 9	1B: 8 2B: 0 3B: 1 HR: 6	SF: 0 SAC: 2 DP: 0 HBP: 1	WP: 0 PB: 0 SB: 0 CS: 0
PITCHER	IP WLS BF H R ER SO BB IBB HBP BLK WP HR S P ERA WHIP																					
Roger Craig, R (1.1) ERA: 3.97	4.1 L 24 9 9 6 3 1 0 0 0 0 0 5 29 33 12.46 2.308																					
Don Rowe, L (5.1) ERA: 5.74	1.2 10 4 5 5 1 1 0 0 0 0 0 1 11 15 27.00 3.000																					
Larry Bearmarth, R (7.1) ERA: 1.29	3.0 15 2 3 0 1 0 0 1 0 0 0 0 16 17 0.00 0.667																					

Batter	1	2	3	4	5	6	7	8	9	AB	R	H	RBI	BB	SO	LOB	BOTTOM					
Larry Burright, R (1.4) OBP: 0.370, SLG: 0.429										3	0	2	0	0	0	0	San Francisco Giants @ New York Mets Polo Grounds, New York, NY Sat May 04 1963, 3:33 AM EDT Att: 25,674 - Unknown					
Ed Kranepool, L (1.9) OBP: 0.291, SLG: 0.396										4	0	1	0	0	0	2						
Charlie Neal, R (1.5) Rod Kanehl, R (9.5) OBP: 0.194, SLG: 0.278 OBP: 0.333, SLG: 0.250										3	1	2	0	1	0	1						
Frank Thomas, R (1.7) OBP: 0.250, SLG: 0.355										4	1	1	1	0	0	3						
Jim Hickman, R (1.8) OBP: 0.385, SLG: 0.538										4	0	0	0	0	2	2						
Gil Hodges, R (1.3) Mary Throneberry, L (8.3) OBP: 0.333, SLG: 0.222 OBP: 0.214, SLG: 0.231										2	1	1	0	1	0	0						
Norm Sherry, R (1.2) Duke Snider, L (9. PH) OBP: 0.367 OBP: 0.307, SLG: 0.493										3	1	1	3	0	1	1						
Al Moran, R (1.6) Choo-Choo Coleman, L (9. PH) OBP: 0.237, SLG: 0.263 OBP: 0.259, SLG: 0.149										3	0	0	0	0	2	0						
Roger Craig, R (1.1) Don Rowe, L (5.1) Larry Bearmarth, R (7.1) Tim Harkness, L (9. PH) OBP: 0.250, SLG: 0.250 OBP: 0.200, SLG: 0.188										2	0	0	0	0	2	0						
Inning Stats	R: 0 E: 0 K: 0 S: 4	H: 1 LOB: 0 BB: 0 P: 4	R: 0 E: 0 K: 2 S: 7	H: 0 LOB: 0 BB: 0 P: 7	R: 0 E: 0 K: 2 S: 8	H: 1 LOB: 0 BB: 0 P: 8	R: 4 E: 0 K: 1 S: 8	H: 3 LOB: 0 BB: 1 P: 12	R: 0 E: 0 K: 0 S: 4	H: 1 LOB: 1 BB: 0 P: 4	R: 0 E: 0 K: 0 S: 3	H: 1 LOB: 2 BB: 0 P: 3	R: 0 E: 0 K: 1 S: 5	H: 0 LOB: 1 BB: 1 P: 11	R: 0 E: 0 K: 2 S: 7	H: 0 LOB: 1 BB: 1 P: 11		R: 0 E: 0 K: 1 S: 5	H: 0 LOB: 0 BB: 0 P: 5	1B: 5 2B: 1 3B: 1 HR: 1	SF: 0 SAC: 0 DP: 1 HBP: 1	WP: 0 PB: 0 SB: 0 CS: 0
PITCHER	IP WLS BF H R ER SO BB IBB HBP BLK WP HR S P ERA WHIP																					
Billy O'Dell, L (1.1) ERA: 2.27	6.0 W 25 7 4 4 5 1 0 0 0 0 0 1 34 38 6.00 1.333																					
Gaylord Perry, R (7.1) ERA: 1.59	3.0 S 11 1 0 0 4 1 0 1 0 0 0 0 17 22 0.00 0.667																					

Batter	1	2	3	4	5	6	7	8	9	AB	R	H	RBI	BB	SO	LOB	TOP					
Harvey Kuenn, R (1,5) OBP: 0.237, SLG: 0.194 Ernie Bowman, R (8,4) OBP: 0.400, SLG: 0.600										4	1	0	0	1	1	3						
Felipe Alou, R (1,9) OBP: 0.413, SLG: 0.642										4	2	1	2	1	0	2						
Willie McCovey, L (1,7) OBP: 0.404, SLG: 0.553										5	0	1	0	0	1	2						
Willie Mays, R (1,8) OBP: 0.345, SLG: 0.474										5	1	2	3	0	0	1						
Orlando Cepeda, R (1,3) OBP: 0.377, SLG: 0.600										5	0	1	0	0	0	1						
Tom Haller, L (1,2) OBP: 0.329, SLG: 0.306										3	1	2	0	1	1	0						
Joey Amalfitano, R (1,4) OBP: 0.189, SLG: 0.194										4	0	1	0	0	1	4						
Jose Pagan, R (1,6) OBP: 0.255, SLG: 0.247										4	1	3	1	0	0	0						
Jack Sanford, R (1,1) OBP: 0.240, SLG: 0.318										4	0	0	0	0	2	4						
Inning Stats	R: 3 E: 0 K: 1 S: 7	H: 2 LOB: 1 BB: 2 P: 15	R: 0 E: 1 K: 0 S: 4	H: 1 LOB: 1 BB: 0 P: 4	R: 0 E: 0 K: 1 S: 6	H: 1 LOB: 2 BB: 1 P: 10	R: 2 E: 0 K: 2 S: 10	H: 3 LOB: 1 BB: 0 P: 10	R: 1 E: 0 K: 2 S: 9	H: 2 LOB: 1 BB: 0 P: 9	R: 0 E: 0 K: 0 S: 3	H: 0 LOB: 0 BB: 0 P: 3	R: 0 E: 1 K: 0 S: 4	H: 1 LOB: 1 BB: 0 P: 4	R: 0 E: 1 K: 0 S: 3	H: 0 LOB: 0 BB: 0 P: 3	R: 0 E: 0 K: 0 S: 4	H: 1 LOB: 1 BB: 0 P: 4	1B: 7 2B: 1 3B: 1 HR: 2	SF: 0 SAC: 0 DP: 2 HBP: 0	WP: 0 PB: 1 SB: 2 CS: 1	PA: 42
PITCHER	IP WLS BF H R ER SO BB IBB HBP BLK WP HR S P ERA WHIP	IP WLS BF H R ER SO BB IBB HBP BLK WP HR S P ERA WHIP															IP WLS BF H R ER SO BB IBB HBP BLK WP HR S P ERA WHIP					
Galen Cisco, R (1,1) ERA: 4.33	4.0	L	22	7	5	5	4	3	0	0	0	0	0	0	2	27	39	11.25	2.500			
Tracy Stallard, R (5,1) ERA: 8.64	1.0		5	2	1	0	2	0	0	0	0	0	0	0	9	9	0.00	2.000				
Larry Bearnarth, R (6,1) ERA: 0.82	4.0		14	2	0	0	0	0	0	0	0	0	0	0	14	14	0.00	0.500				

San Francisco Giants @ New York Mets
Polo Grounds, New York, NY
Sun May 05 1963, 3:33 AM EDT
Unknown

AB	38
R	6
H	11
RBI	6
BB	3
SO	6
LOB	17



Batter	1	2	3	4	5	6	7	8	9	AB	R	H	RBI	BB	SO	LOB	BOTTOM					
Charlie Neal, R (1,5) OBP: 0.301, SLG: 0.277										4	0	1	0	1	2	0						
Ron Hunt, R (1,4) OBP: 0.381, SLG: 0.455 Larry Bearnarth, R (6,1)										3	0	0	0	0	2	4						
Jim Hickman, R (9, PH) OBP: 0.380, SLG: 0.530										1	0	0	0	0	0	0						
Duke Snider, L (1,8) OBP: 0.304, SLG: 0.479										4	0	1	0	0	1	2						
Ed Kranepool, L (1,9) OBP: 0.305, SLG: 0.411										3	1	1	0	1	0	1						
Frank Thomas, R (1,7) OBP: 0.236, SLG: 0.333										4	1	0	0	0	1	3						
Tim Larkness, L (1,3) OBP: 0.256, SLG: 0.333										4	1	3	2	0	0	0						
Choo-Choo Coleman, L (1,2) OBP: 0.241, SLG: 0.137										4	0	0	0	0	1	3						
Al Moran, R (1,6) OBP: 0.258, SLG: 0.283 Mary Thronberry, L (8, PH) OBP: 0.200, SLG: 0.214 Rod Kanehl, R (9, 5) OBP: 0.333, SLG: 0.250										3	0	2	1	0	0	0						
Galen Cisco, R (1,1) OBP: 0.143, SLG: 0.286 Tracy Stallard, R (5,1) Cliff Cook, R (5, PH) OBP: 0.121, SLG: 0.065 Larry Burright, R (6,4) OBP: 0.290, SLG: 0.400										1	0	0	0	0	1	1						
Inning Stats	R: 0 E: 0 K: 1 S: 6	H: 1 LOB: 2 BB: 1 P: 10	R: 1 E: 0 K: 1 S: 7	H: 2 LOB: 2 BB: 1 P: 11	R: 0 E: 0 K: 1 S: 5	H: 1 LOB: 0 BB: 0 P: 5	R: 0 E: 0 K: 1 S: 5	H: 0 LOB: 0 BB: 0 P: 5	R: 0 E: 1 K: 1 S: 6	H: 0 LOB: 1 BB: 0 P: 6	R: 1 E: 1 K: 0 S: 6	H: 2 LOB: 2 BB: 0 P: 6	R: 0 E: 0 K: 2 S: 7	H: 0 LOB: 0 BB: 0 P: 7	R: 1 E: 0 K: 1 S: 7	H: 2 LOB: 1 BB: 0 P: 7	R: 0 E: 0 K: 2 S: 7	H: 0 LOB: 0 BB: 0 P: 7	1B: 6 2B: 1 3B: 0 HR: 1	SF: 0 SAC: 0 DP: 1 HBP: 0	WP: 0 PB: 0 SB: 0 CS: 0	PA: 38
PITCHER	IP WLS BF H R ER SO BB IBB HBP BLK WP HR S P ERA WHIP	IP WLS BF H R ER SO BB IBB HBP BLK WP HR S P ERA WHIP															IP WLS BF H R ER SO BB IBB HBP BLK WP HR S P ERA WHIP					
Jack Sanford, R (1,1) ERA: 2.57	9.0	W	38	8	3	2	10	2	0	0	0	0	0	0	1	56	64	2.00	1.111			

San Francisco Giants @ New York Mets
Polo Grounds, New York, NY
Sun May 05 1963, 3:33 AM EDT
Unknown

AB	36
R	3
H	8
RBI	3
BB	2
SO	10
LOB	17



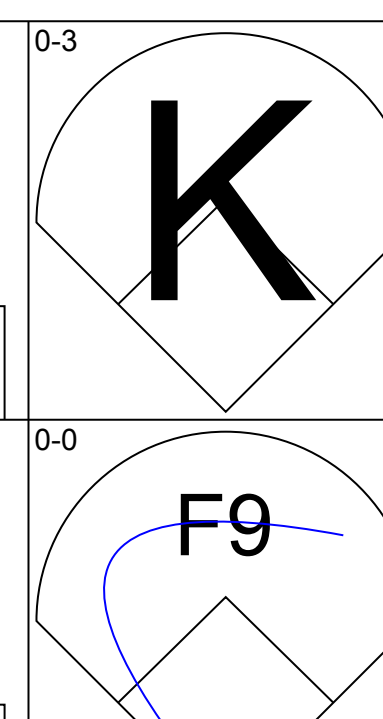
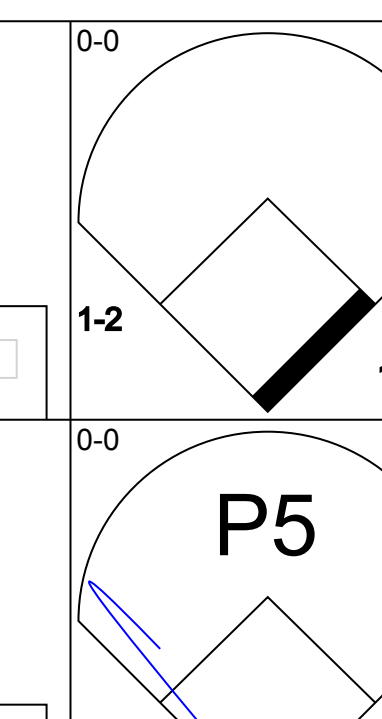
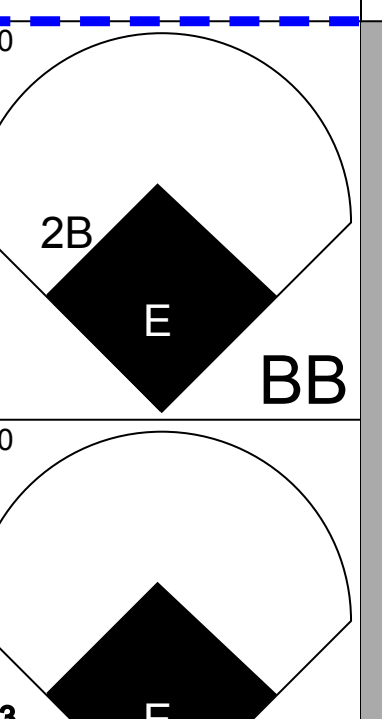
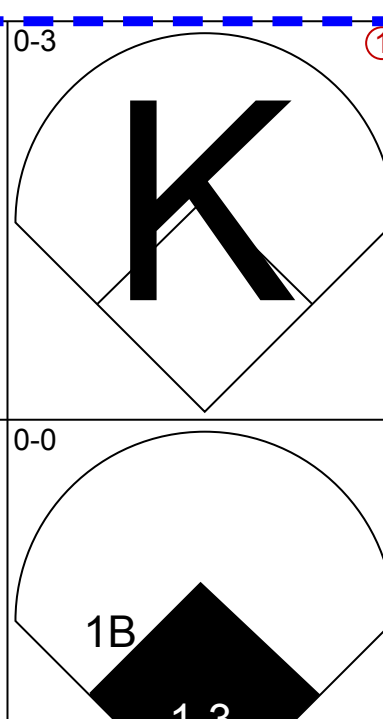
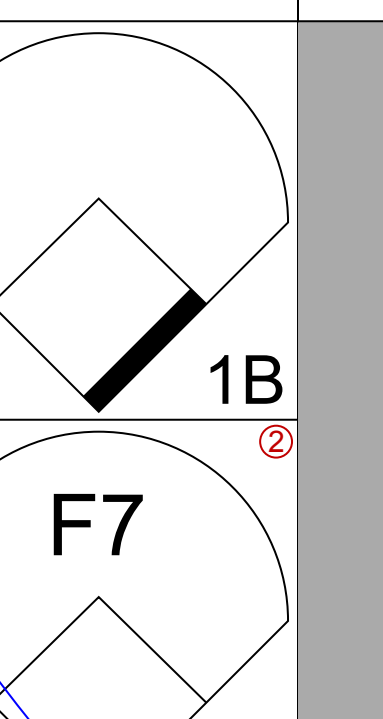
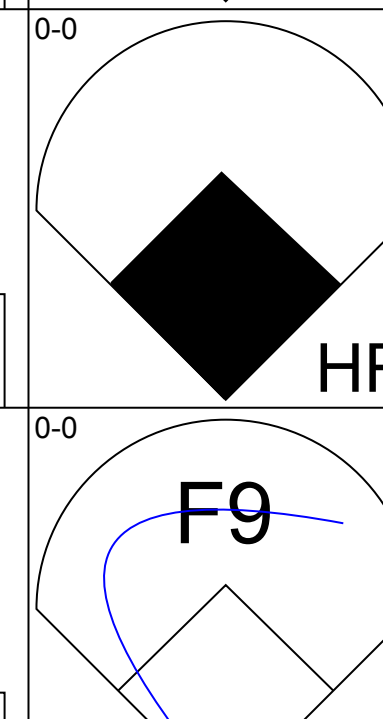
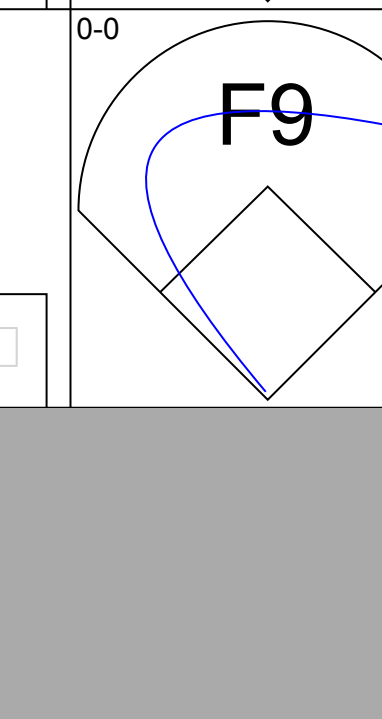
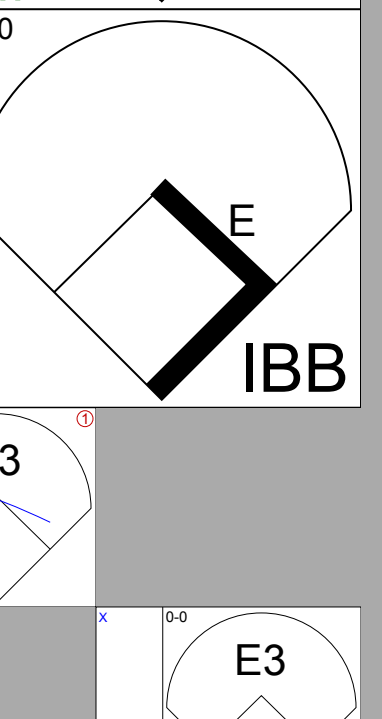
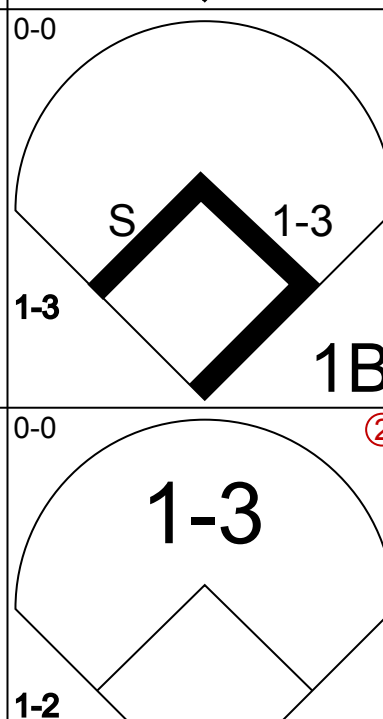
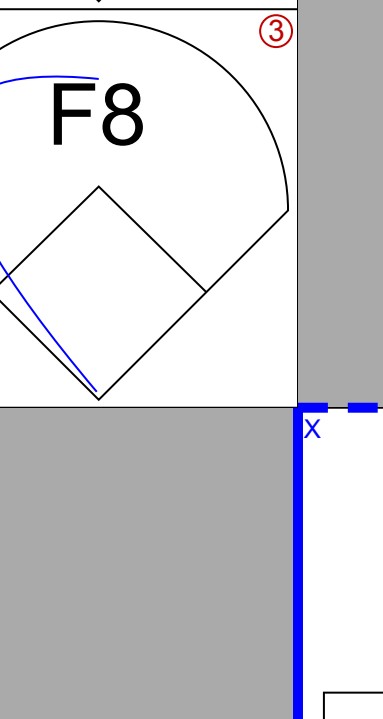


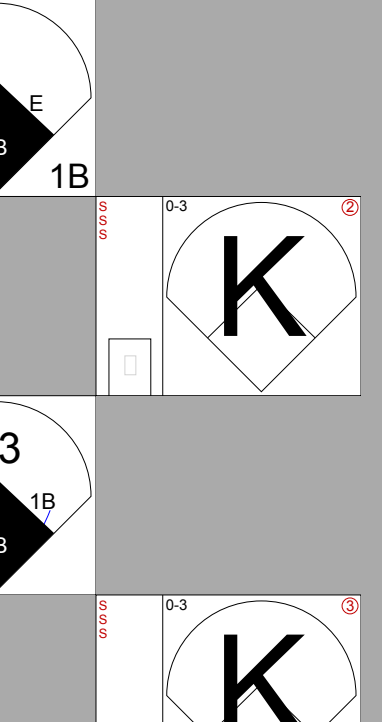
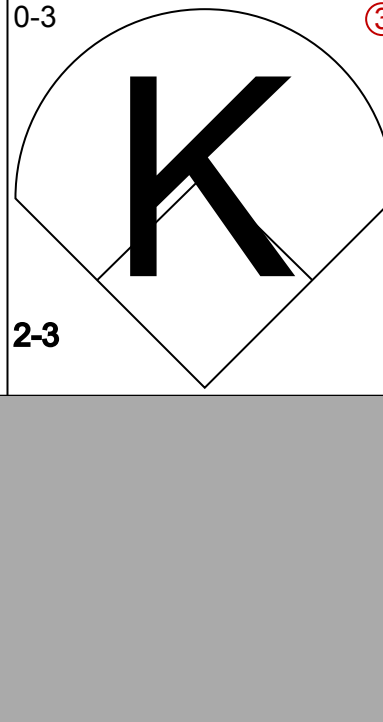
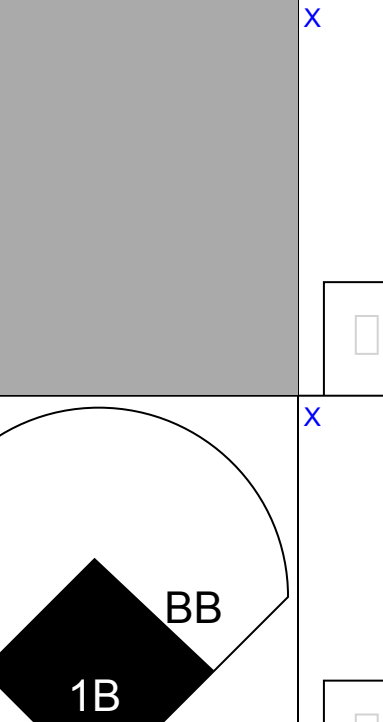

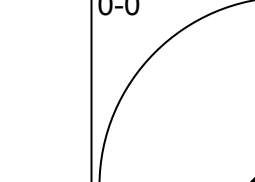



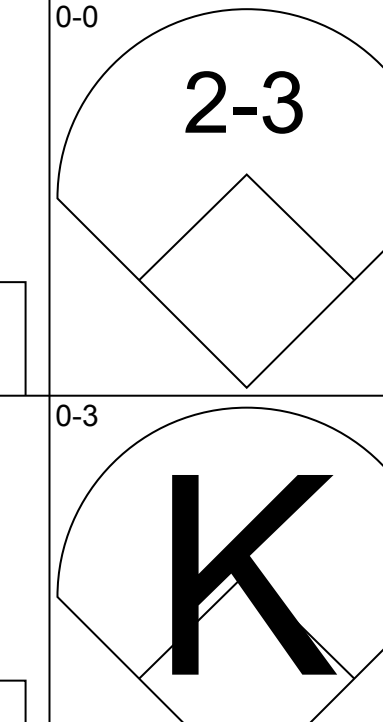
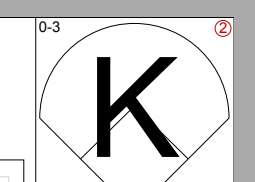
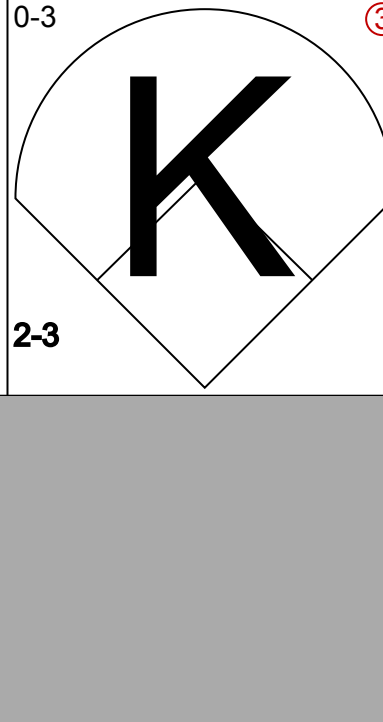
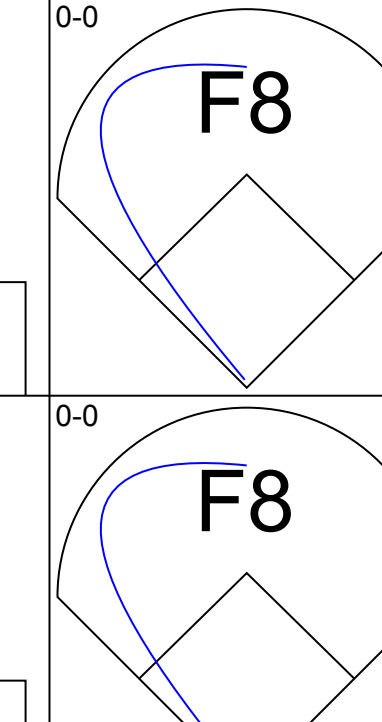

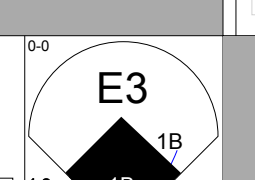
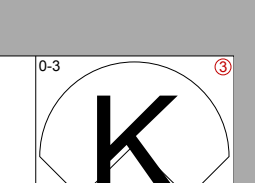
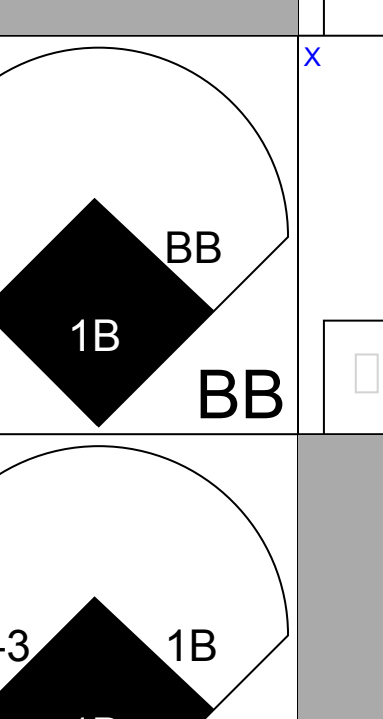
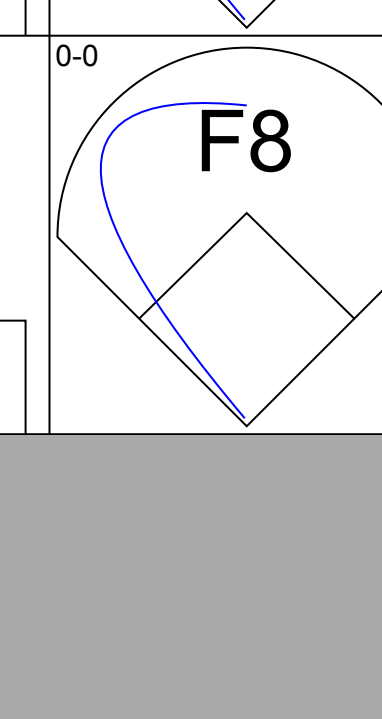
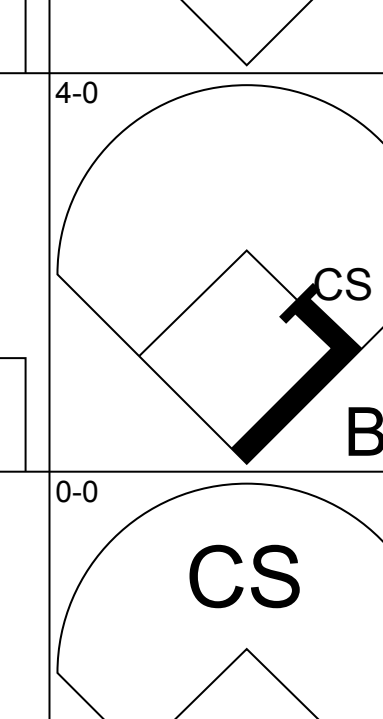
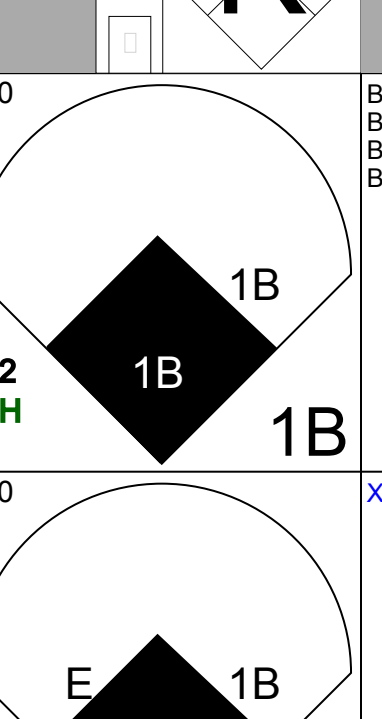
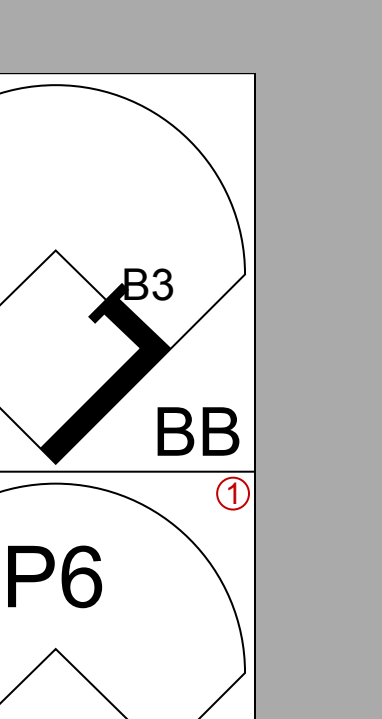
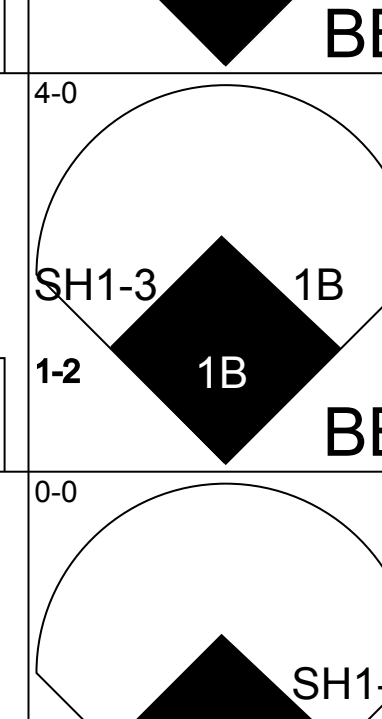
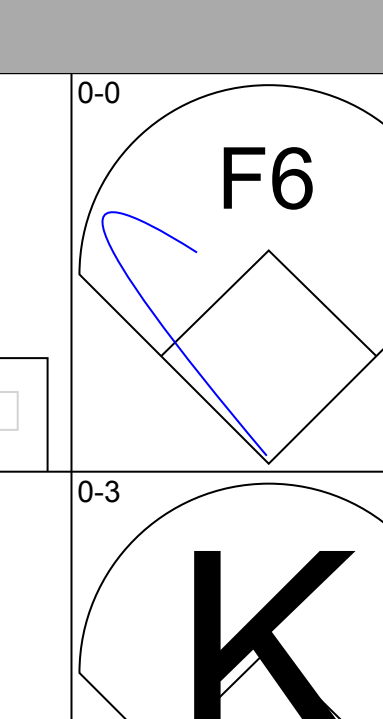
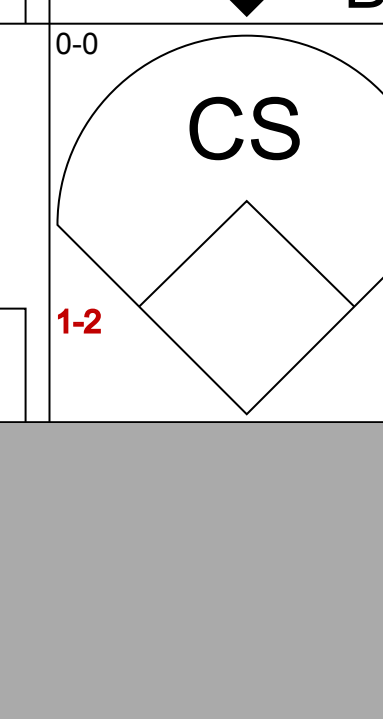
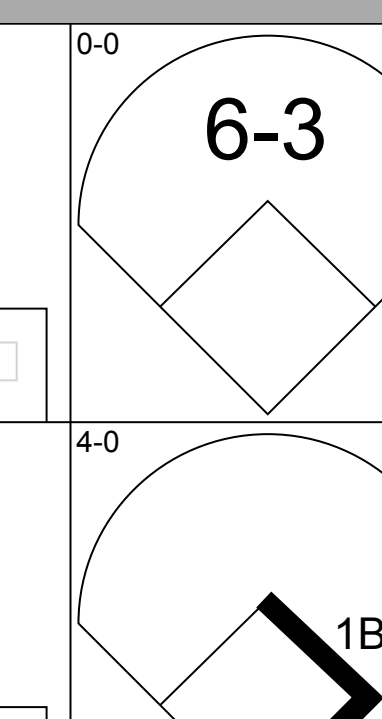
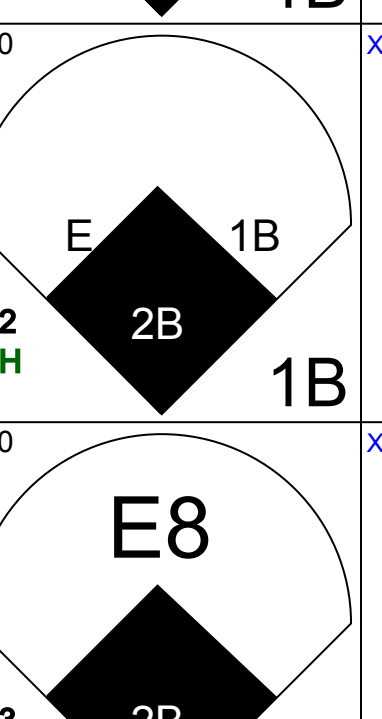
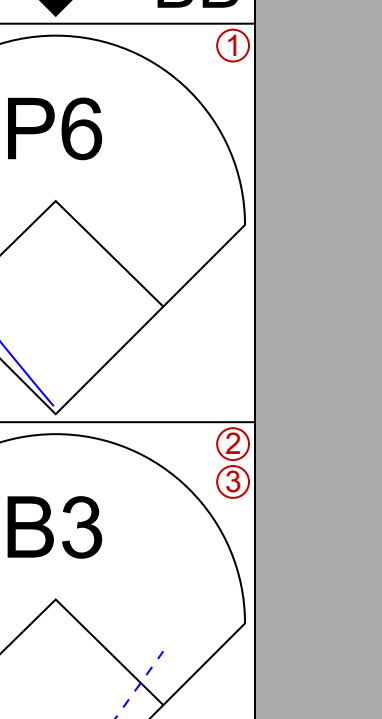
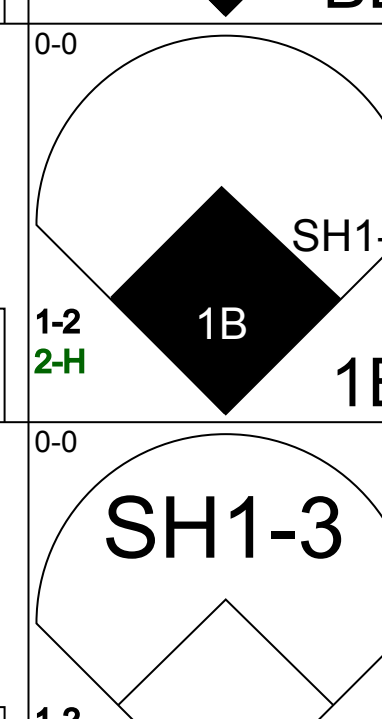
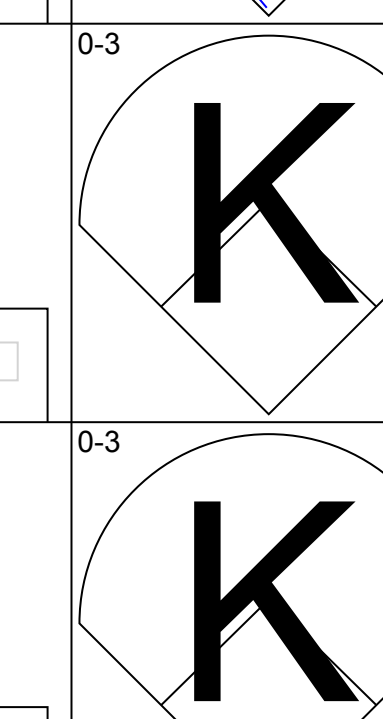
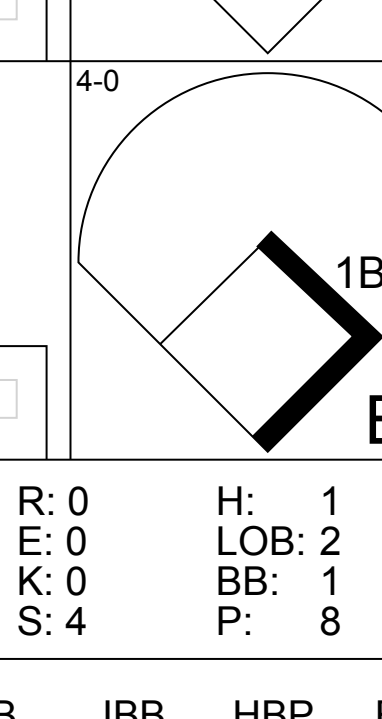
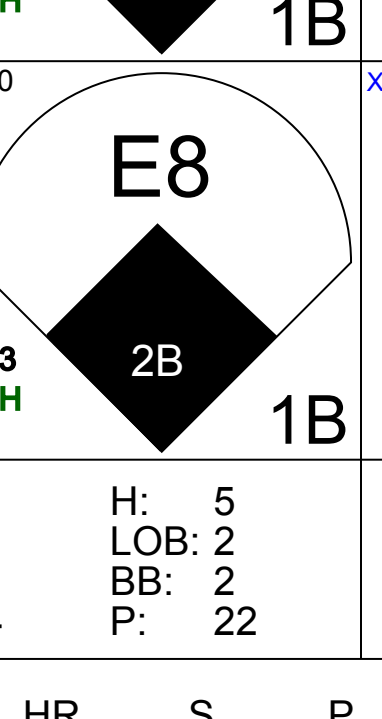
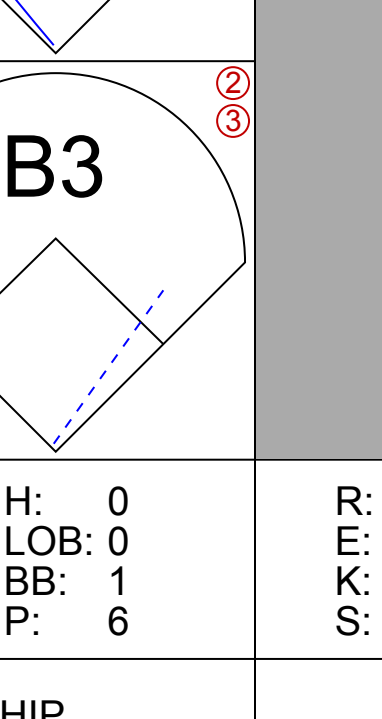
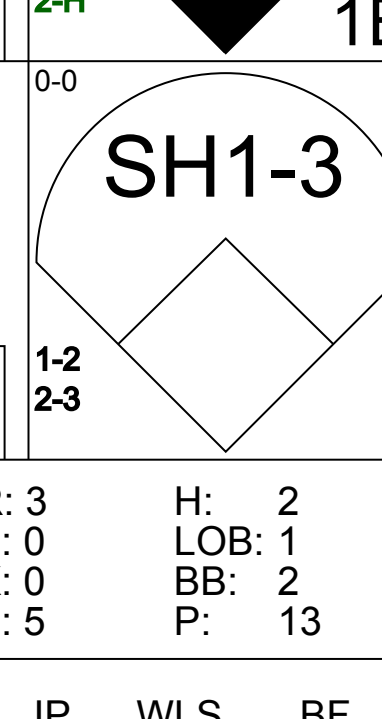
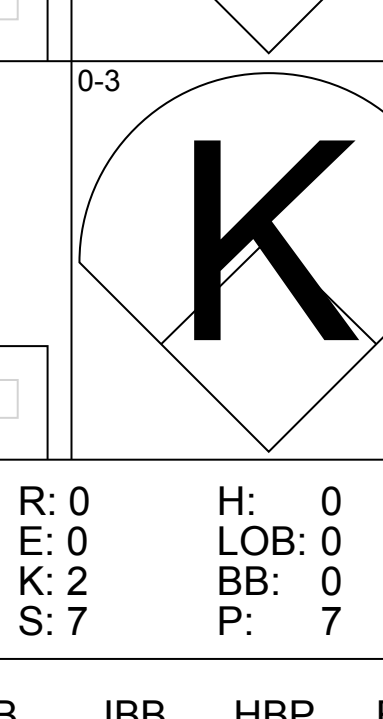
Batter	1	2	3	4	5	6	7	8	9	AB	R	H	RBI	BB	SO	LOB	TOP			
Jim Davenport, R (1.5) OBP: 0.311, SLG: 0.390	F9		F2		BB 1B		5-3		6-3	5	1	1	0	0	0	1	San Francisco Giants @ New York Mets Polo Grounds, New York, NY Sun May 05 1963, 3:38 AM EDT Att: 53,880 - Unknown			
Felipe Alou, R (1.7) OBP: 0.426, SLG: 0.643	4-3 1B		1B		1B BB		5-3			3	0	2	0	1	0	0				
Willie McCovey, L (1.9) Harvey Kuenn, R (7.7) OBP: 0.256, SLG: 0.216	4-3 1-2		F7		K				G5-4-3 1B	3	0	0	0	0	1	4				
Willie Mays, R (1.8) OBP: 0.360, SLG: 0.480	FC5-4 BB				FC1-4 1B				F9	3	0	2	1	1	0	1				
Orlando Cepeda, R (1.3) OBP: 0.364, SLG: 0.577	FC5-4 1-2				FC1-4 PB				G5-4-3	4	0	0	0	0	0	6				
Ed Bailey, L (1.2) OBP: 0.405, SLG: 0.829		P6		P4					3-1	4	0	0	0	0	0	1				
Joey Amalfitano, R (1.4) OBP: 0.195, SLG: 0.179		K							F4	3	0	0	0	1	1	0				
Jose Pagan, R (1.6) OBP: 0.245, SLG: 0.237		6-3		1-3					F7	4	1	0	0	0	0	2				
Billy Pierce, L (1.1) Don Larsen, R (4.1)									E6 3B	1	0	0	0	0	0	0				
Matty Alou, L (7.7) Jim Duffalo, R (7.1)									4-3	1	0	0	0	0	0	0				
Tom Haller, L (9.7) OBP: 0.338, SLG: 0.349									4-3	1	0	0	0	0	0	0				
Inning Stats	R: 0 E: 0 K: 0 S: 4	H: 1 LOB: 2 BB: 1 P: 8	R: 0 E: 0 K: 1 S: 5	H: 0 LOB: 0 BB: 0 P: 5	R: 0 E: 0 K: 0 S: 4	H: 1 LOB: 1 BB: 0 P: 4	R: 0 E: 0 K: 0 S: 4	H: 2 LOB: 2 BB: 1 P: 8	R: 1 E: 0 K: 0 S: 3	H: 0 LOB: 0 BB: 0 P: 3	R: 0 E: 0 K: 0 S: 3	H: 0 LOB: 0 BB: 0 P: 3	R: 0 E: 0 K: 0 S: 3	H: 1 LOB: 0 BB: 0 P: 3	R: 1 E: 1 K: 0 S: 5	H: 1 LOB: 1 BB: 0 P: 5	1B: 6 2B: 1 3B: 1 HR: 0	SF: 0 SAC: 0 DP: 1 HBP: 0	WP: 0 PB: 1 SB: 0 CS: 0	PA: 37
PITCHER Carl Willey, R (1.1) ERA: 2.18	IP: 9.0 WLS: W BF: 37 H: 7 R: 2 ER: 1 SO: 2 BB: 3 IBB: 0 HBP: 0 BLK: 0 WP: 0 HR: 0 S: 38 P: 50 ERA: 1.00 WHIP: 1.111																			

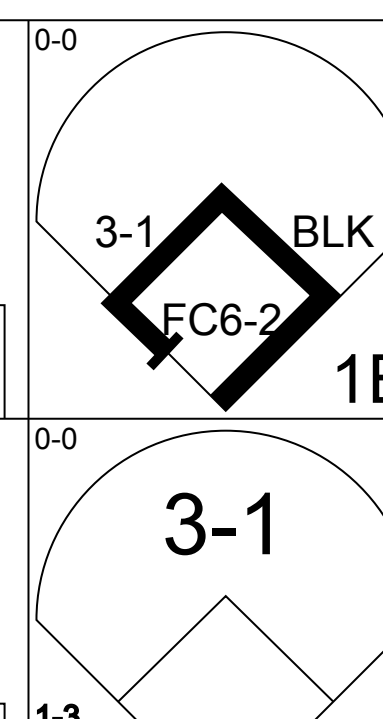
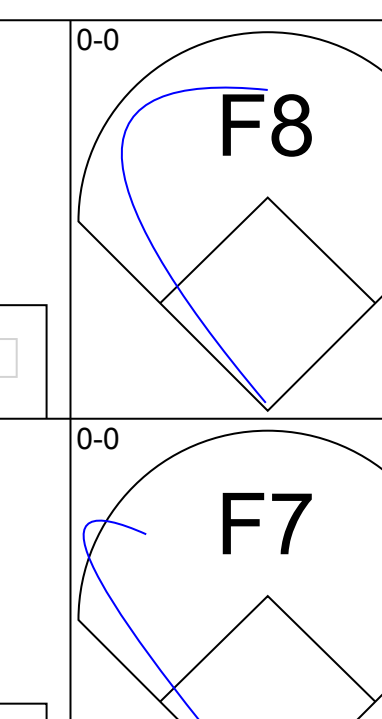
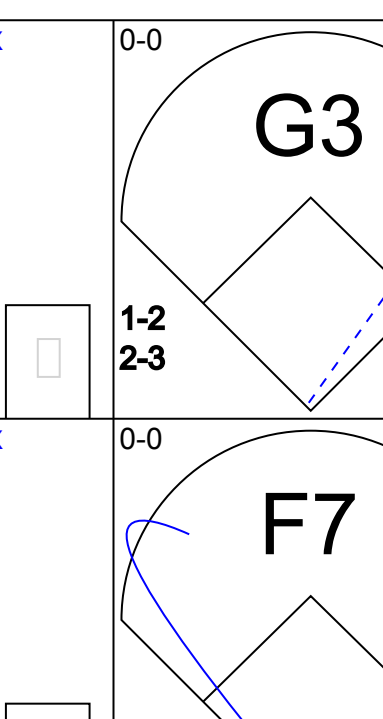
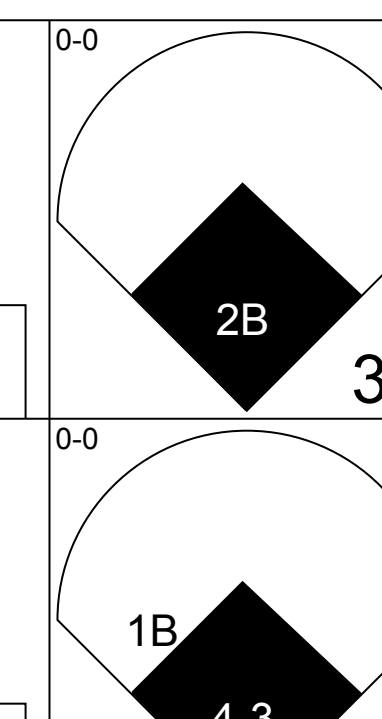
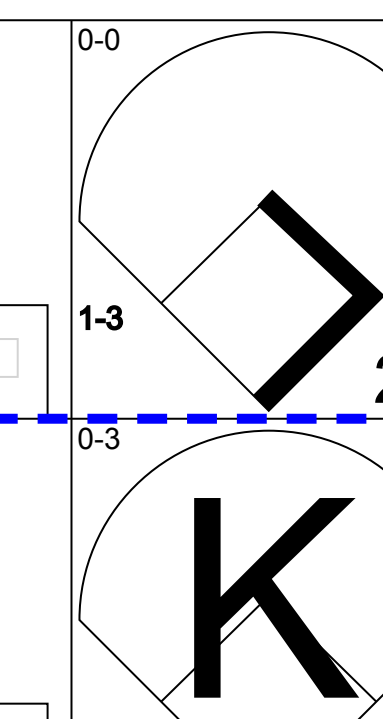
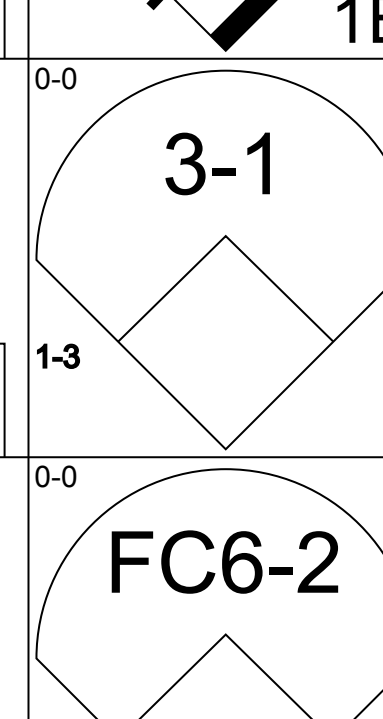
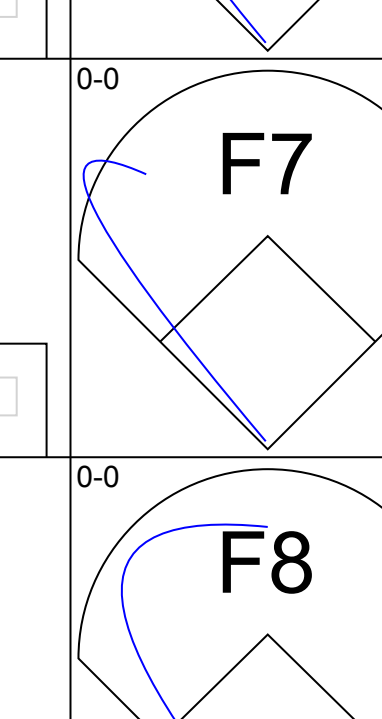
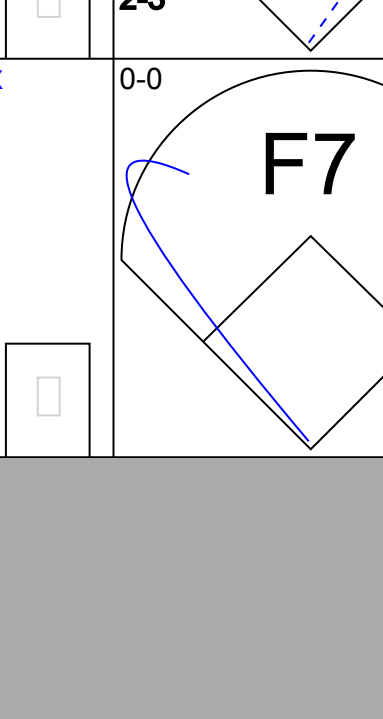
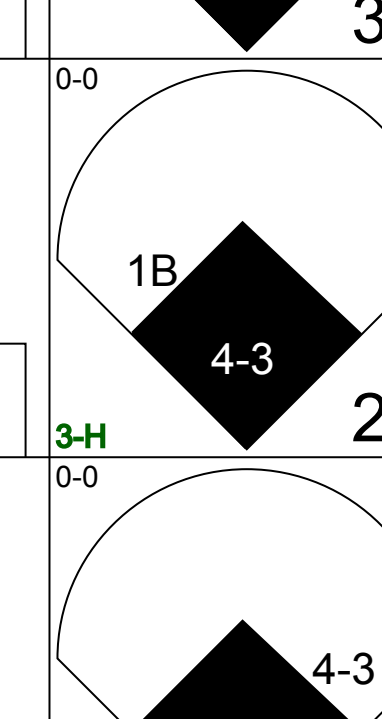
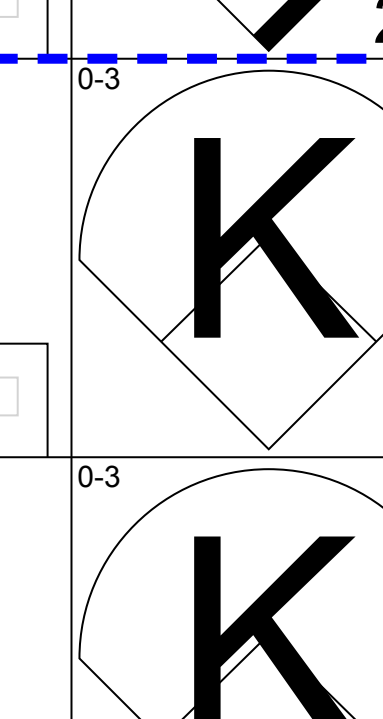
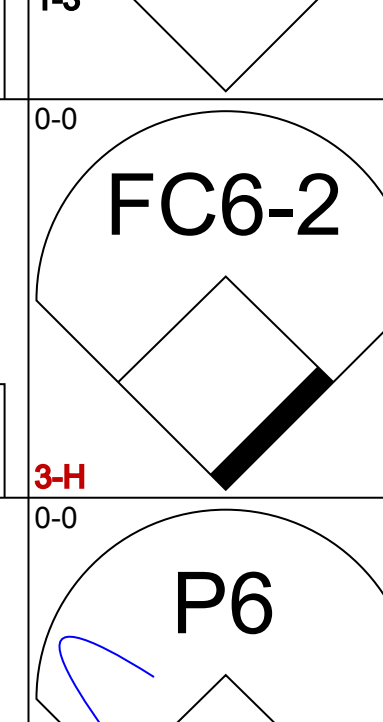
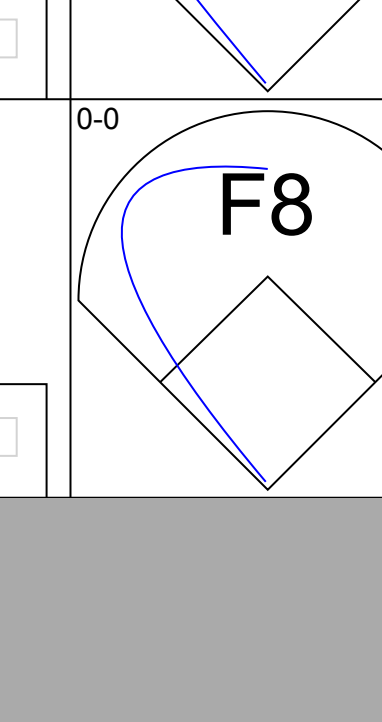
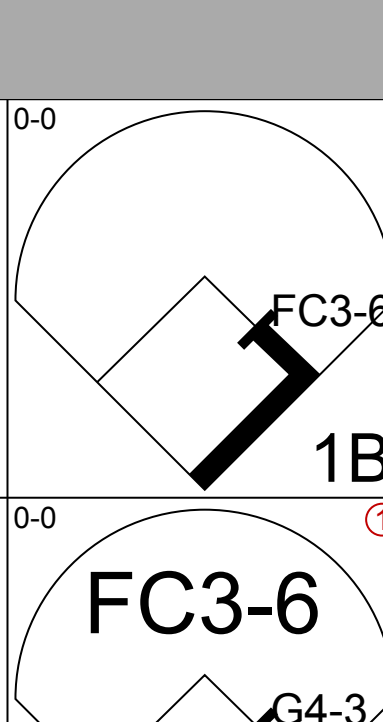
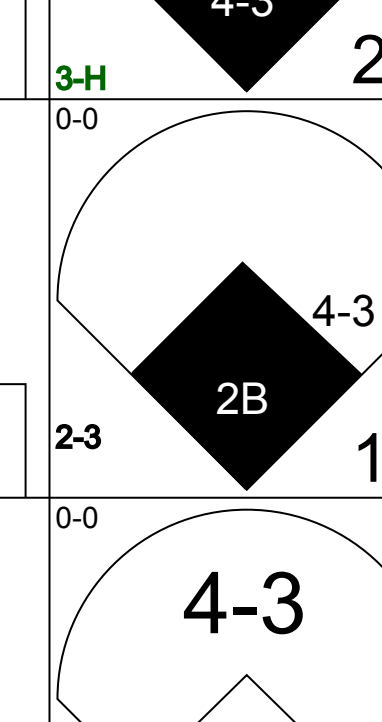
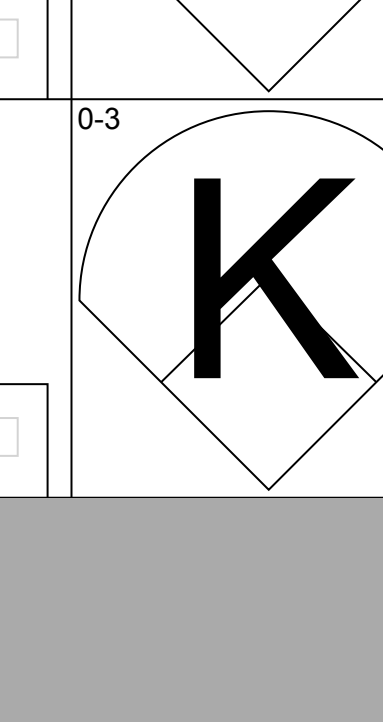
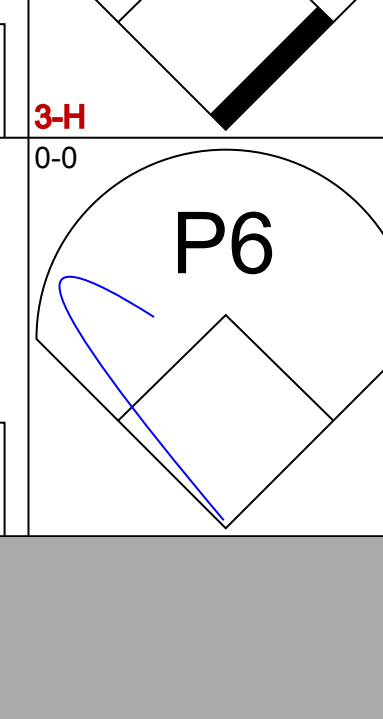
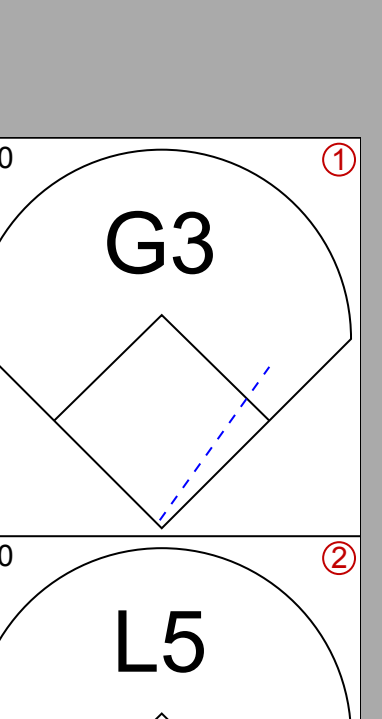
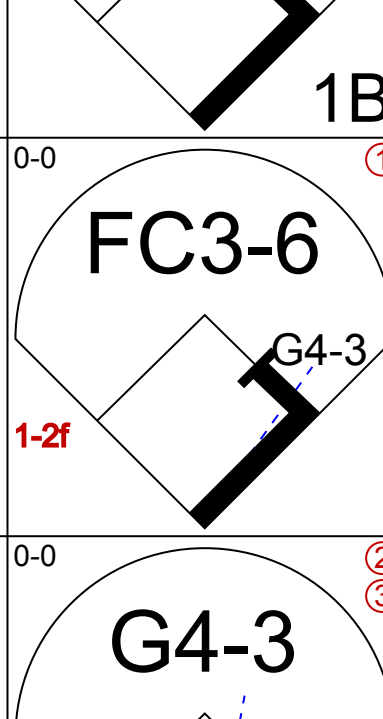
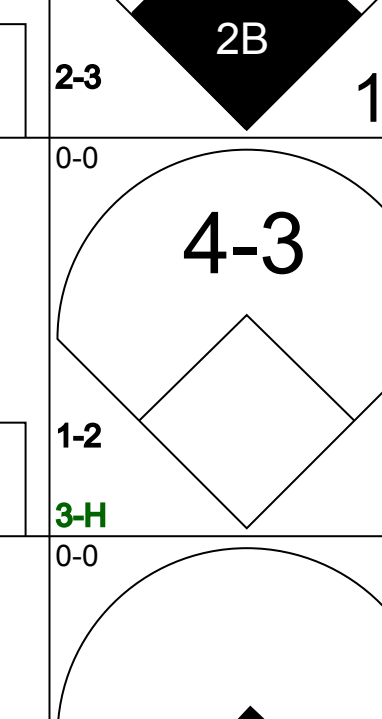
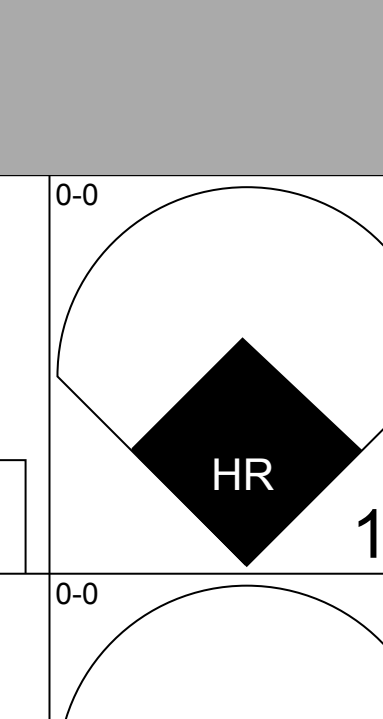
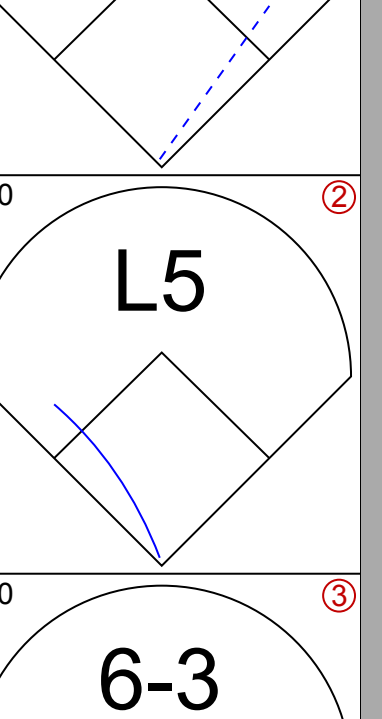
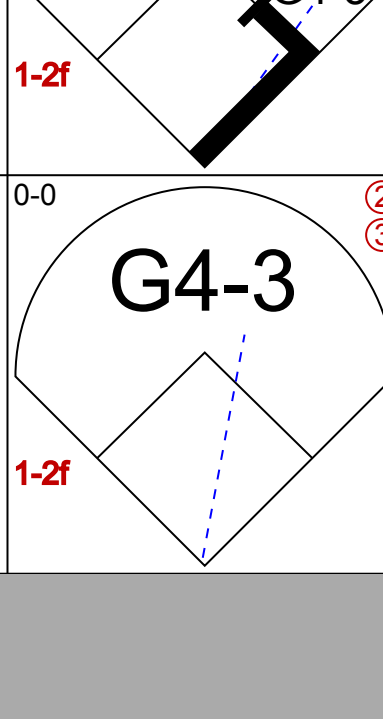
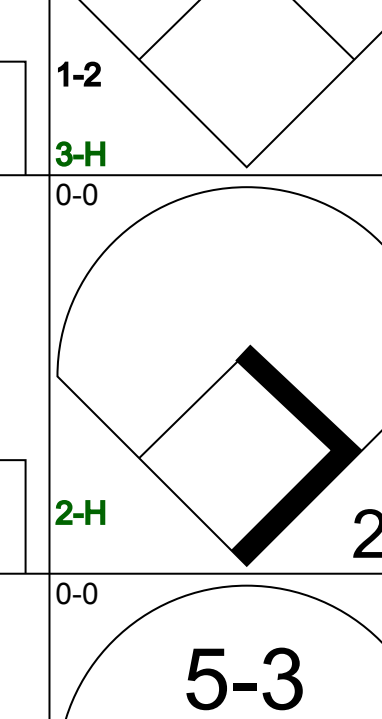
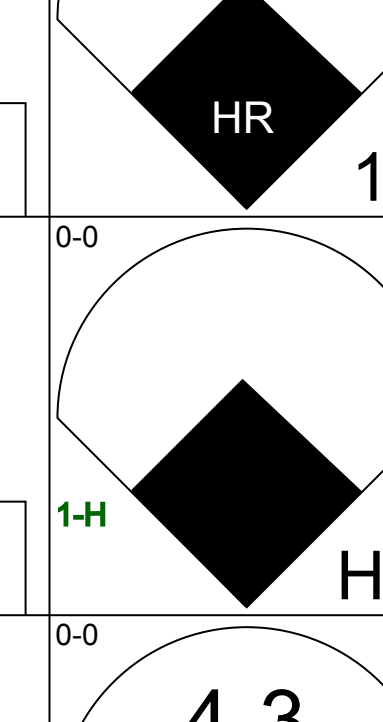
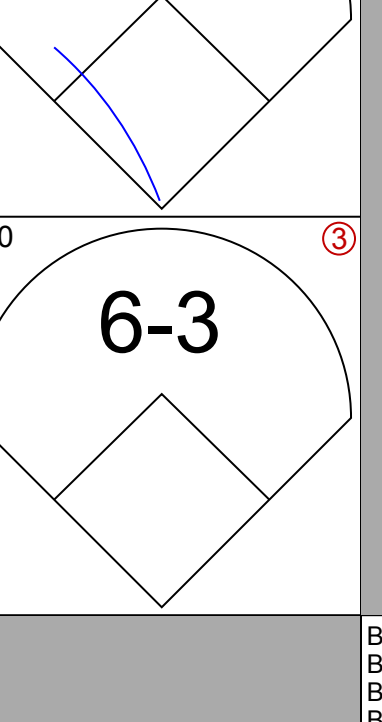
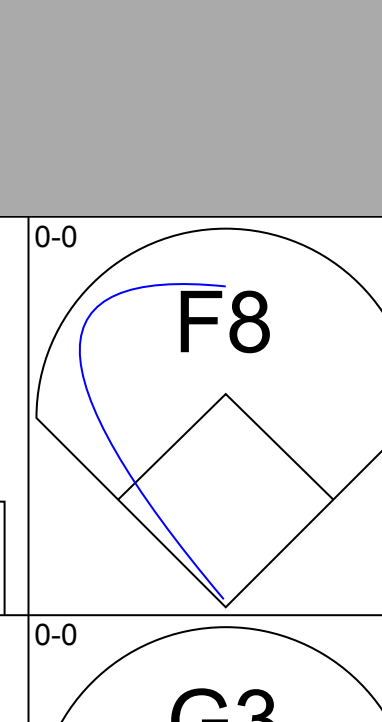
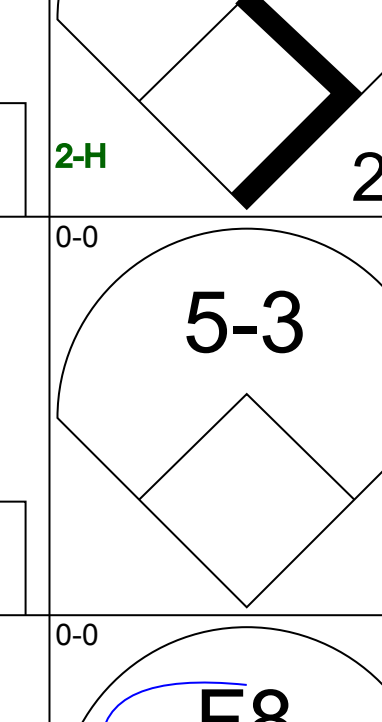
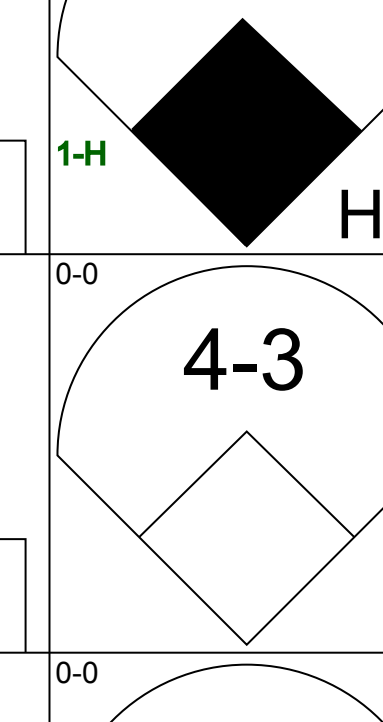
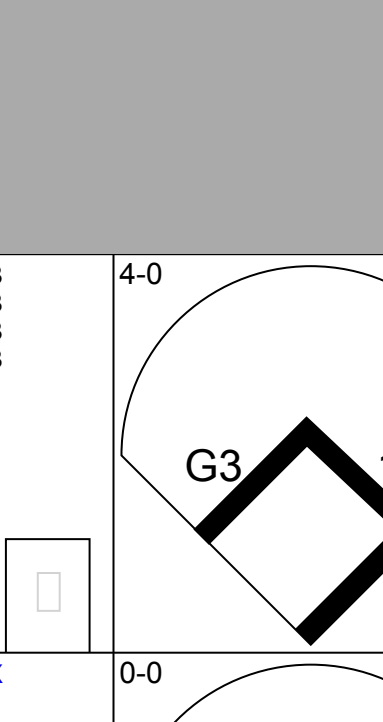
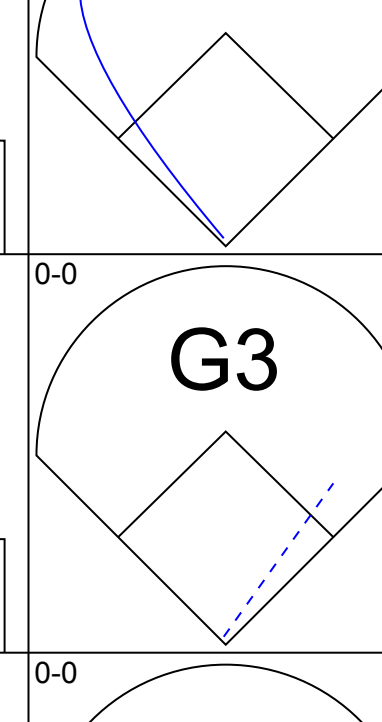
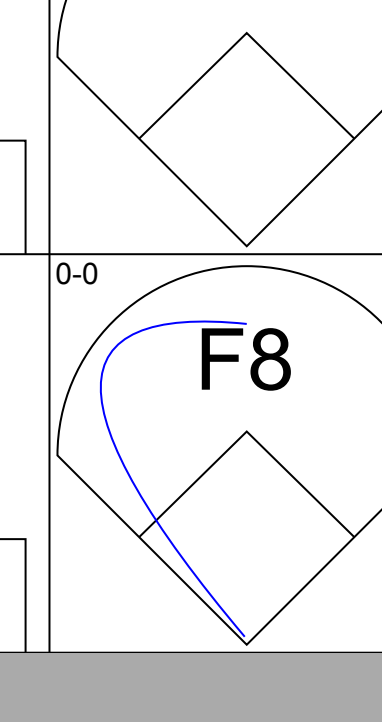
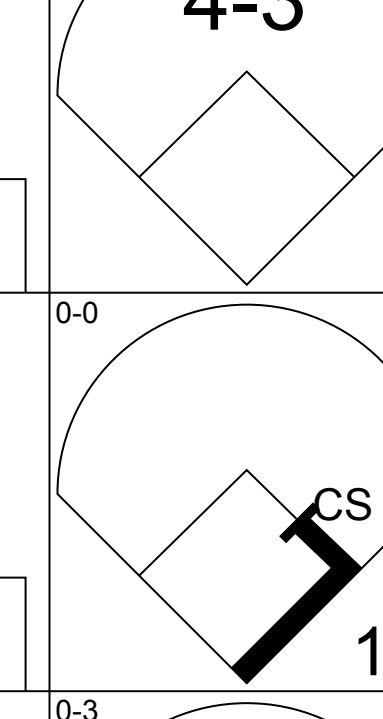
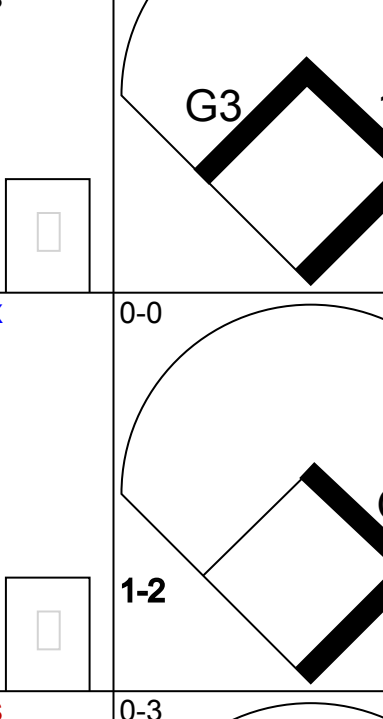
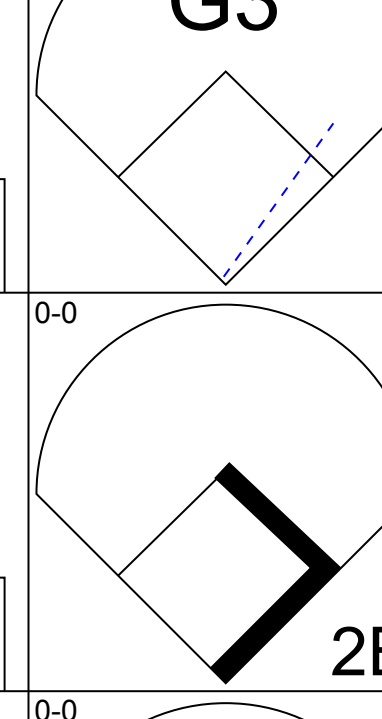
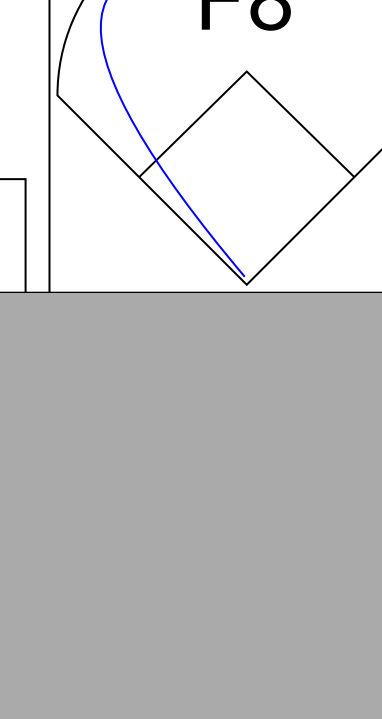
Batter	1	2	3	4	5	6	7	8	9	AB	R	H	RBI	BB	SO	LOB	BOTTOM			
Al Moran, R (1.6) OBP: 0.242, SLG: 0.266	K		K		1-3		6-3			4	0	0	0	0	2	1	San Francisco Giants @ New York Mets Polo Grounds, New York, NY Sun May 05 1963, 3:38 AM EDT Att: 53,880 - Unknown			
Ron Hunt, R (1.4) OBP: 0.403, SLG: 0.456	HR 1B		1B BB		F7		BB			2	1	1	0	2	0	0				
Cliff Cook, R (1.9) OBP: 0.162, SLG: 0.200	1H HR		1-2 1B		K		F3			4	1	2	2	0	1	2				
Frank Thomas, R (1.7) Rod Kanehl, R (6.7) OBP: 0.300, SLG: 0.222	F8		4-3				F4			3	0	1	0	0	0	2				
Charlie Neal, R (1.5) OBP: 0.309, SLG: 0.299	6-3				1B 2B		1B			4	1	2	0	0	1	1				
Gil Hodges, R (1.3) OBP: 0.320, SLG: 0.227		F4			FC3-6 1B		K		F4	4	0	1	1	0	1	2				
Jim Hickman, R (1.8) OBP: 0.373, SLG: 0.514		F9			K		FC6-4 1B		5-3	4	0	1	1	0	1	1				
Norm Sherry, R (1.2) OBP: 0.176, SLG: 0.333		4-3			FC3-6		FC6-4			3	0	0	0	0	0	2				
Carl Willey, R (1.1)					K		K		6-3 BB	2	0	0	0	1	2	1				
Inning Stats	R: 2 E: 1 K: 1 S: 7	H: 2 LOB: 0 BB: 0 P: 7	R: 0 E: 0 K: 0 S: 3	H: 0 LOB: 0 BB: 0 P: 3	R: 0 E: 0 K: 2 S: 8	H: 1 LOB: 1 BB: 1 P: 12	R: 1 E: 0 K: 2 S: 9	H: 2 LOB: 1 BB: 0 P: 9	R: 0 E: 0 K: 1 S: 5	H: 0 LOB: 0 BB: 0 P: 5	R: 1 E: 0 K: 2 S: 9	H: 2 LOB: 1 BB: 1 P: 9	R: 0 E: 0 K: 0 S: 3	H: 0 LOB: 2 BB: 2 P: 11	R: 0 E: 0 K: 0 S: 3	H: 1 LOB: 0 BB: 0 P: 3		1B: 6 2B: 1 3B: 0 HR: 1	SF: 0 SAC: 0 DP: 0 HBP: 0	WP: 0 PB: 0 SB: 1 CS: 0
PITCHER Billy Pierce, L (1.1) ERA: 4.22 Don Larsen, R (4.1) ERA: 2.7 Jim Duffalo, R (7.1) ERA:	IP: 3.0 WLS: L BF: 15 H: 5 R: 3 ER: 3 SO: 3 BB: 1 IBB: 0 HBP: 0 BLK: 0 WP: 1 HR: 1 S: 20 P: 24 ERA: 9.00 WHIP: 2.000																			

Batter	1	2	3	4	5	6	7	8	9	AB	R	H	RBI	BB	SO	LOB	TOP				
Jim Davenport, R (1, 5) OBP: 0.395, SLG: 0.379	0-3 K	0-0 2H 1B		0-0 F8		0-3 K		0-0 F2		5	0	1	1	0	2	1	San Francisco Giants @ Milwaukee Braves Milwaukee County Stadium, Milwaukee, WI Tue May 07 1963, 8:05 PM EDT Att: 7,299 - Unknown livebaseballscorecards.com				
Felipe Alou, R (1, 9) OBP: 0.416, SLG: 0.650	0-0 HR		0-0 F3	0-0 F8		0-3 K		0-0 F6		5	1	1	1	0	1	1					
Willie Mays, R (1, 8) OBP: 0.356, SLG: 0.465	0-0 6-3		4-0 E BB		0-0 5-3			0-3 K		3	0	0	0	1	1	0					
Willie McCovey, L (1, 7) OBP: 0.387, SLG: 0.516	0-0 3-1		0-0 E4 HBP		0-3 K			1-0 BB HBP		3	0	0	0	0	1	1					
Orlando Cepeda, R (1, 3) OBP: 0.368, SLG: 0.566		0-0 E3 HR	1-0 1-2 HBP		0-0 F6			4-0 1-2 BB		2	1	0	0	1	0	0					
Ed Bailey, L (1, 2) OBP: 0.390, SLG: 0.846		0-0 1-H HR	0-0 F5			0-0 F8		0-3 K		4	1	1	2	0	1	5					
Joey Amalfitano, R (1, 4) OBP: 0.178, SLG: 0.163		0-0 F5	0-3 K			0-0 1-3		0-3 K		4	0	0	0	0	2	5					
Jose Pagan, R (1, 6) OBP: 0.255, SLG: 0.277		0-0 S 1B 1B		0-0 HR		0-3 K			0-0 F7	4	2	2	1	0	1	0					
Juan Marichal, R (1, 1) OBP: 0.294, SLG: 0.353		0-0 6-3	0-3 K			0-3 K			0-0 1B	4	0	1	0	0	2	1					
Inning Stats	R: 1 E: 0 K: 1 S: 6	H: 1 LOB: 0 BB: 0 P: 6	R: 3 E: 1 K: 0 S: 6	H: 3 LOB: 1 BB: 0 P: 6	R: 0 E: 1 K: 1 S: 6	H: 0 LOB: 3 BB: 1 P: 11	R: 1 E: 0 K: 1 S: 6	H: 1 LOB: 0 BB: 0 P: 6	R: 0 E: 0 K: 1 S: 5	H: 0 LOB: 0 BB: 0 P: 5	R: 0 E: 0 K: 3 S: 9	H: 0 LOB: 0 BB: 0 P: 9	R: 0 E: 0 K: 3 S: 9	H: 0 LOB: 2 BB: 1 P: 14	R: 0 E: 0 K: 0 S: 4	H: 1 LOB: 1 BB: 0 P: 4	1B: 3 2B: 0 3B: 0 HR: 3	SF: 0 SAC: 0 DP: 0 HBP: 2	WP: 0 PB: 0 SB: 1 CS: 0	PA: 38	
PITCHER	IP	WLS	BF	H	R	ER	SO	BB	IBB	HBP	BLK	WP	HR	S	P	ERA	WHIP				
Lew Burdette, R (1, 1) ERA: 4.01	4.0	L	20	5	5	3	3	1	0	1	0	0	3	24	29	6.75	1.500				
Hank Fischer, R (5, 1) ERA: 2.53	4.0		14	0	0	0	8	1	0	1	0	0	0	28	33	0.00	0.250				
Frank Funk, R (9, 1) ERA: 9.0	1.0		4	1	0	0	0	0	0	0	0	0	0	4	4	0.00	1.000				

Batter	1	2	3	4	5	6	7	8	9	AB	R	H	RBI	BB	SO	LOB	BOTTOM					
Don Dillard, L (1, 7) OBP: 0.423, SLG: 0.565	4-0 BB		0-0 4-3			0-3 K		0-3 K		3	0	0	0	1	2	2	San Francisco Giants @ Milwaukee Braves Milwaukee County Stadium, Milwaukee, WI Tue May 07 1963, 8:05 PM EDT Att: 7,299 - Unknown livebaseballscorecards.com					
Len Gabrielson, L (1, 3) OBP: 0.235, SLG: 0.281	0-3 K		0-0 F8			0-0 F8		0-0 1-2 2-3 1B		4	0	1	0	0	1	1						
Hank Aaron, R (1, 9) OBP: 0.390, SLG: 0.657	0-3 K		0-0 HR			4-0 BB		0-0 SF9		2	1	1	2	1	1	1						
Eddie Mathews, L (1, 5) OBP: 0.448, SLG: 0.482	0-3 K		4-0 BB			0-0 4-3		0-0 5-3		3	0	0	0	1	1	4						
Joe Torre, R (1, 2) OBP: 0.410, SLG: 0.451		0-0 5-3		0-3 K			0-0 4-3		0-0 E 1B	4	0	1	0	0	1	1						
Ty Cline, L (9, PR) OBP: 0.232, SLG: 0.215										0	0	0	0	0	0	0						
Frank Bolling, R (1, 4) OBP: 0.274, SLG: 0.294		0-0 4-3		0-0 F9			0-0 6-3		0-0 F7	4	0	0	0	0	0	2						
Mack Jones, L (1, 8) OBP: 0.207, SLG: 0.241		0-3 K			0-3 K2-3			0-0 4-3		4	0	0	0	0	2	1						
Denis Menke, R (1, 6) OBP: 0.322, SLG: 0.444			0-3 K			0-0 F7		4-0 1B SF9 BB	0-0 F5	3	1	0	0	1	1	2						
Lew Burdette, R (1, 1) OBP: 0.250, SLG: 0.231			0-0 5-3			0-0 F9		0-0 1B 1B	0-0 F4	1	0	0	0	0	0	0						
Hank Fischer, R (5, 1) ERA: 2.53										1	0	0	0	0	0	0						
Lee Maye, L (9, PH) OBP: 0.222, SLG: 0.303										1	0	1	0	0	0	0						
Frank Funk, R (9, 1) ERA: 9.0										0	0	0	0	0	0	0						
Norm Larker, L (9, PH) OBP: 0.303, SLG: 0.377										1	0	0	0	0	0	2						
Inning Stats	R: 0 E: 0 K: 3 S: 9	H: 0 LOB: 1 BB: 1 P: 13	R: 0 E: 0 K: 1 S: 5	H: 0 LOB: 0 BB: 0 P: 5	R: 0 E: 0 K: 1 S: 5	H: 0 LOB: 0 BB: 0 P: 5	R: 1 E: 0 K: 1 S: 6	H: 1 LOB: 1 BB: 1 P: 10	R: 0 E: 0 K: 1 S: 5	H: 0 LOB: 0 BB: 0 P: 5	R: 0 E: 0 K: 1 S: 5	H: 0 LOB: 1 BB: 1 P: 9	R: 0 E: 0 K: 0 S: 3	H: 0 LOB: 0 BB: 0 P: 3	R: 1 E: 0 K: 1 S: 7	H: 2 LOB: 2 BB: 1 P: 11	R: 0 E: 1 K: 0 S: 5	H: 1 LOB: 2 BB: 0 P: 5	1B: 3 2B: 0 3B: 0 HR: 1	SF: 1 SAC: 0 DP: 0 HBP: 0	WP: 0 PB: 0 SB: 0 CS: 0	PA: 36
PITCHER	IP	WLS	BF	H	R	ER	SO	BB	IBB	HBP	BLK	WP	HR	S	P	ERA	WHIP					
Juan Marichal, R (1, 1) ERA: 2.12	9.0	W	36	4	2	1	9	4	0	0	0	0	1	50	66	1.00	0.889					



Batter	1	2	3	4	5	6	7	8	9	AB	R	H	RBI	BB	SO	LOB	TOP					
Jim Davenport, R OBP: 0.320, SLG: 0.385 (1, 5)										4	1	2	2	1	2	0	San Francisco Giants @ Milwaukee Braves Milwaukee County Stadium, Milwaukee, WI Wed May 08 1963, 8:05 PM EDT Att: 6,902 - Unknown					
Felipe Alou, R OBP: 0.415, SLG: 0.648 (1, 9) (8, 8)										5	2	2	2	0	0	3						
Willie McCovey, L OBP: 0.396, SLG: 0.547 (1, 7)										4	1	2	1	1	0	3						
Willie Mays, R OBP: 0.344, SLG: 0.448 Matty Alou, L OBP: 0.167, SLG: 0.167 (8, PH) (8, 9)										4	0	0	2	0	0	2						
Orlando Cepeda, R OBP: 0.361, SLG: 0.550 (1, 3)										5	1	1	0	0	2	3						
Ed Bailey, L OBP: 0.370, SLG: 0.767 (1, 2)										4	2	0	0	1	2	3						
Joey Amalfitano, R OBP: 0.240, SLG: 0.178 (1, 4)										2	2	1	1	3	0	0						
Jose Pagan, R OBP: 0.264, SLG: 0.286 Ernie Bowman, R OBP: 0.333, SLG: 0.500 (1, 6) (7, 6)										4	2	2	2	0	0	1						
Jack Fisher, R OBP: 0.385, SLG: 0.455 Bobby Bolin, R (9, 1)										3	1	1	1	1	1	1						
Inning Stats	R: 1 E: 0 K: 1 S: 6	H: 1 LOB: 0 BB: 0 P: 6	R: 0 E: 0 K: 1 S: 4	H: 0 LOB: 0 BB: 1 P: 8	R: 0 E: 0 K: 0 S: 4	H: 1 LOB: 2 BB: 1 P: 8	R: 7 E: 3 K: 2 S: 14	H: 5 LOB: 2 BB: 2 P: 22	R: 0 E: 0 K: 0 S: 2	H: 0 LOB: 0 BB: 1 P: 6	R: 1 E: 0 K: 2 S: 9	H: 2 LOB: 1 BB: 0 P: 9	R: 3 E: 0 K: 0 S: 5	H: 2 LOB: 1 BB: 2 P: 13	R: 0 E: 0 K: 0 S: 3	H: 0 LOB: 0 BB: 0 P: 3	R: 0 E: 0 K: 2 S: 7	H: 0 LOB: 0 BB: 0 P: 7	1B: 9 2B: 2 3B: 0 HR: 1	SF: 0 SAC: 1 DP: 1 HBP: 0	WP: 0 PB: 0 SB: 0 CS: 1	PA: 46
PITCHER	IP WLS BF H R ER SO BB IBB HBP BLK WP HR S P ERA WHIP																					
Bob Hendley, L ERA: 3.46 Tony Cloninger, R ERA: 4.41 Ron Piche, R ERA: 4.76 Frank Funk, R ERA: 6.0	(1, 1) (4, 1) (6, 1) (8, 1)	3.1 1.2 2.0 2.0	L 9 12 6	18 1 4 0	6 2 4 0	6 2 4 0	5 2 4 0	2 2 2 0	2 1 0 0	0 0 0 0	0 0 0 0	0 0 0 0	10 10 14 10	28 22 22 10	13.50 0.00 18.00 0.00	2.400 1.800 3.000 0.000						

Batter	1	2	3	4	5	6	7	8	9	AB	R	H	RBI	BB	SO	LOB	BOTTOM					
Don Dillard, L OBP: 0.452, SLG: 0.679 (1, 7)										5	1	3	0	0	0	2	San Francisco Giants @ Milwaukee Braves Milwaukee County Stadium, Milwaukee, WI Wed May 08 1963, 8:05 PM EDT Att: 6,902 - Unknown					
Len Gabrielson, L OBP: 0.233, SLG: 0.290 (1, 3)										5	1	1	1	0	1	5						
Hank Aaron, R OBP: 0.390, SLG: 0.645 (1, 9)										5	1	2	0	0	1	3						
Eddie Mathews, L OBP: 0.431, SLG: 0.460 (1, 5)										4	0	0	1	0	0	3						
Joe Torre, R OBP: 0.414, SLG: 0.467 (1, 2)										4	1	2	1	0	0	1						
Frank Bolling, R OBP: 0.273, SLG: 0.319 (1, 4)										4	1	1	2	0	0	1						
Mack Jones, L OBP: 0.210, SLG: 0.228 (1, 8)										3	0	0	0	1	0	1						
Denis Menke, R OBP: 0.365, SLG: 0.500 (1, 6)										4	0	4	0	0	0	0						
Bob Hendley, R OBP: 0.214, SLG: 0.214 Ty Cline, L OBP: 0.229, SLG: 0.213 Ron Piche, R OBP: 0.397, SLG: 0.370 Frank Funk, R OBP: 0.294, SLG: 0.294 (1, 1) (4, 1) (5, PH) (8, 1) (7, PH) (8, 1) (9, PH)	(1, 1) (4, 1) (5, PH) (8, 1) (7, PH) (8, 1) (9, PH)	0.0 0.0 0.0 0.0 0.0 0.0 0.0	1 1 1 1 1 1 1	3 0 0 0 0 0 0	0 0 0 0 0 0 0	0 0 0 0 0 0 0	0 0 0 0 0 0 0	0 0 0 0 0 0 0	0 0 0 0 0 0 0	1 0 0 0 0 0 0	0 0 0 0 0 0 0	0 0 0 0 0 0 0	0 0 0 0 0 0 0	0 0 0 0 0 0 0	0 0 0 0 0 0 0	0 0 0 0 0 0 0						
Inning Stats	R: 0 E: 0 K: 0 S: 4	H: 1 LOB: 1 BB: 0 P: 4	R: 2 E: 0 K: 1 S: 7	H: 3 LOB: 0 BB: 0 P: 7	R: 0 E: 0 K: 0 S: 3	H: 0 LOB: 0 BB: 0 P: 3	R: 0 E: 0 K: 0 S: 3	H: 0 LOB: 0 BB: 0 P: 3	R: 0 E: 0 K: 1 S: 6	H: 1 LOB: 2 BB: 1 P: 10	R: 0 E: 0 K: 0 S: 3	H: 1 LOB: 1 BB: 0 P: 3	R: 0 E: 0 K: 0 S: 4	H: 1 LOB: 1 BB: 0 P: 4	R: 3 E: 0 K: 0 S: 7	H: 4 LOB: 1 BB: 0 P: 7	R: 0 E: 0 K: 2 S: 9	H: 2 LOB: 2 BB: 0 P: 9	1B: 7 2B: 4 3B: 1 HR: 1	SF: 0 SAC: 0 DP: 1 HBP: 0	WP: 0 PB: 0 SB: 0 CS: 1	PA: 39
PITCHER	IP WLS BF H R ER SO BB IBB HBP BLK WP HR S P ERA WHIP																					
Jack Fisher, R ERA: 3.49 Bobby Bolin, R ERA: 3.75	(1, 1) (9, 1)	8.1 0.2	W S	37 2	13 0	5 0	5 0	2 2	0 0	0 0	0 0	0 0	0 0	0 0	0 0	0 0	0.00 0.000	0.000				



Batter	1	2	3	4	5	6	7	8	9	AB	R	H	RBI	BB	SO	LOB	TOP			
Harvey Kuenn, R OBP: 0.233, SLG: 0.195	1-1 L8			2-2 F2			2-2 F9		0-1 1-3	4	0	0	0	0	0	1				
Felipe Alou, R OBP: 0.408, SLG: 0.655	1-1 F4			1-3 K			2-2 F7			3	0	0	0	0	1	0				
Willie Mays, R OBP: 0.343, SLG: 0.436	3-1 F8			0-1 F9			1-2 L5			3	0	0	0	0	0	0				
Orlando Cepeda, R OBP: 0.351, SLG: 0.525		0-1 6-3			1-2 6-3			1-0 1-4-3		3	0	0	0	0	0	0				
Ed Bailey, L OBP: 0.364, SLG: 0.694		2-2 F3			0-0 F6			4-2 G6-4-3 BB		2	0	0	0	1	0	0				
Jim Davenport, R OBP: 0.304, SLG: 0.369		2-1 F3			1-0 F8			3-2 G6-4-3 1-2f		3	0	0	0	0	0	1				
Joey Amalfitano, R OBP: 0.246, SLG: 0.182			0-1 L9			2-1 6-3			2-0 F3	3	0	0	0	0	0	0	AB 26			
Jose Pagan, R OBP: 0.258, SLG: 0.272			1-3 K			1-3 K			0-1 F8	3	0	0	0	0	2	0	R 0			
Juan Marichal, R OBP: 0.263, SLG: 0.316			0-2 5-3			2-3 K			4-0 BB	2	0	0	0	0	1	0	H 0			
John Pregoner, R										0	0	0	0	0	0	0	RBI 0			
Willie McCovey, L OBP: 0.397, SLG: 0.524										0	0	0	0	1	0	0	BB 2			
										0	0	0	0	1	0	0	SO 4			
										0	0	0	0	1	0	0	LOB 2			
Inning Stats	R: 0 E: 0 K: 0 S: 6	H: 0 LOB: 0 BB: 0 P: 11	R: 0 E: 0 K: 0 S: 7	H: 0 LOB: 0 BB: 0 P: 11	R: 0 E: 0 K: 1 S: 8	H: 0 LOB: 0 BB: 0 P: 9	R: 0 E: 0 K: 1 S: 8	H: 0 LOB: 0 BB: 0 P: 11	R: 0 E: 0 K: 0 S: 7	H: 0 LOB: 0 BB: 0 P: 9	R: 0 E: 0 K: 2 S: 12	H: 0 LOB: 0 BB: 0 P: 17	R: 0 E: 0 K: 0 S: 11	H: 0 LOB: 0 BB: 0 P: 16	R: 0 E: 0 K: 0 S: 8	H: 0 LOB: 1 BB: 1 P: 11	1B: 0 2B: 0 3B: 0 HR: 0	SF: 0 SAC: 0 DP: 1 HBP: 0	WP: 0 PB: 0 SB: 0 CS: 0	PA: 28
PITCHER Sandy Koufax, L ERA: 1.15	IP: 9.0 WLS: W BF: 28 H: 0 R: 0 ER: 0 SO: 4 BB: 2 IBB: 0 HBP: 0 BLK: 0 WP: 0 HR: 0 S: 72 P: 111 ERA: 0.00 WHIP: 0.222																			

San Francisco Giants @ Los Angeles Dodgers
 Dodger Stadium, Los Angeles, CA
 Sat May 11 1963, 7:05 PM PDT
 Att: 49,807 - Unknown



Batter	1	2	3	4	5	6	7	8	9	AB	R	H	RBI	BB	SO	LOB	BOTTOM			
Willie Davis, L OBP: 0.246, SLG: 0.396	0-0 B1-3		2-3 K		2-3 K	0-0 6-3		0-2 FC6-2 BLK 2B		5	1	0	0	0	2	6				
Jim Gilliam, S OBP: 0.346, SLG: 0.426	0-1 1-3		2-2 1B			0-1 1B	4-2 S	4-0 2B BB		3	2	2	0	2	0	0				
Ron Fairly, L OBP: 0.397, SLG: 0.528	3-2 1B		1-0 1B			0-0 B3	3-2 F3	3-2 2B BB		5	0	3	3	0	0	2				
Tommy Davis, R OBP: 0.328, SLG: 0.400	2-2 F2		0-2 F6			0-1 1B	4-0 G1-6-3 IBB	2-1 5-3		4	1	1	0	1	0	4				
Wally Moon, L OBP: 0.380, SLG: 0.478		2-1 HR			1-1 4-3					3	2	2	2	0	0	0				
Nate Oliver, R OBP: 0.297, SLG: 0.265						1-3 2H 1B	0-0 G1-6-3 1-2f			1	0	0	0	0	0	2				
Frank Howard, R OBP: 0.363, SLG: 0.468		1-0 6-3			2-3 K	4-0 1B		3-2 6-3		3	0	0	0	1	1	0				
John Roseboro, L OBP: 0.289, SLG: 0.431		2-2 F2			0-0 L8	0-2 1B		0-0 BB FC6-2 1B		4	0	2	2	0	0	0	AB 35			
Dick Tracewski, R OBP: 0.276, SLG: 0.192		2-2 F3				1-2 2H 3H 1B		1-2 2-3 BLK 1B		4	1	2	0	0	0	0	R 8			
Sandy Koufax, R						0-3 K		4-1 BLK FC6-2 2B BB		3	1	0	0	1	3	3	H 12			
										4	1	2	0	0	0	0	RBI 7			
										3	1	0	0	1	3	3	BB 5			
										4	1	2	2	0	0	0	SO 6			
										3	1	0	0	1	3	3	LOB 17			
Inning Stats	R: 0 E: 0 K: 0 S: 10	H: 1 LOB: 1 BB: 0 P: 15	R: 1 E: 0 K: 0 S: 9	H: 1 LOB: 0 BB: 0 P: 16	R: 0 E: 0 K: 2 S: 19	H: 2 LOB: 2 BB: 0 P: 25	R: 0 E: 0 K: 1 S: 6	H: 0 LOB: 0 BB: 0 P: 9	R: 0 E: 0 K: 1 S: 12	H: 0 LOB: 0 BB: 0 P: 16	R: 3 E: 0 K: 1 S: 16	H: 5 LOB: 3 BB: 1 P: 24	R: 0 E: 0 K: 0 S: 6	H: 0 LOB: 1 BB: 2 P: 17	R: 4 E: 0 K: 0 S: 14	H: 3 LOB: 1 BB: 2 P: 30	1B: 10 2B: 1 3B: 0 HR: 1	SF: 0 SAC: 0 DP: 1 HBP: 0	WP: 0 PB: 0 SB: 1 CS: 0	PA: 40
PITCHER Juan Marichal, R ERA: 2.56	IP: 5.1 WLS: L BF: 26 H: 9 R: 4 ER: 4 SO: 5 BB: 0 IBB: 4 HBP: 0 BLK: 0 WP: 0 HR: 1 S: 68 P: 99 ERA: 6.75 WHIP: 1.688																			
PITCHER John Pregoner, R ERA: 4.82	IP: 2.2 WLS: L BF: 14 H: 3 R: 4 ER: 4 SO: 1 BB: 3 IBB: 1 HBP: 0 BLK: 1 WP: 0 HR: 0 S: 24 P: 53 ERA: 13.50 WHIP: 2.250																			

San Francisco Giants @ Los Angeles Dodgers
 Dodger Stadium, Los Angeles, CA
 Sat May 11 1963, 7:05 PM PDT
 Att: 49,807 - Unknown




Batter	1	2	3	4	5	6	7	8	9	AB	R	H	RBI	BB	SO	LOB	TOP			
Jim Davenport, R (1, 5) <small>OBP: 0.308, SLG: 0.364</small> Ernie Bowman, R (9, FR) <small>OBP: 0.333, SLG: 0.500</small>	F8		E5		F8	FC5-4 BB		CS	FC6-4 1B	4	0	1	0	1	0	0	San Francisco Giants @ Los Angeles Dodgers Dodger Stadium, Los Angeles, CA <small>Sun May 12 1963, 3:33 AM PDT</small> <small>Att: 43,964 - Unknown</small>			
Felipe Alou, R (1, 9) <small>OBP: 0.400, SLG: 0.637</small>	K		F5		3B 1B	FC5-4 FC4-6		FC6-4 FC4-6	5	1	1	1	0	1	4					
Willie McCovey, L (1, 7) <small>OBP: 0.389, SLG: 0.528</small>	K		4-3		1B 3B	FC4-6		FC4-6 BB	5	1	1	1	0	1	4					
Willie Mays, R (1, 8) <small>OBP: 0.345, SLG: 0.425</small>		K		2B BB	F6		F4	BB	3	1	0	0	2	1	1					
Orlando Cepeda, R (1, 3) <small>OBP: 0.368, SLG: 0.563</small>		HR		1-H 2B	1-0 1B	G4-6-3 BB		4-3	4	1	3	3	1	0	2					
Ed Bailey, L (1, 2) <small>OBP: 0.373, SLG: 0.679</small>		BLK 1B		FC6-4 1B	3-1 1B		G4-6-3 1-2		4	0	2	0	0	0	2					
Joey Amalfitano, R (1, 4) <small>OBP: 0.262, SLG: 0.190</small>	F9		FC6-4 1B		BB FC5-4 BB	5-3 BB		5-3	3	1	1	0	1	0	1					
Jose Pagan, R (1, 6) <small>OBP: 0.258, SLG: 0.271</small>	K		FC6-4		5-3	5-3		CS 1B	4	0	1	0	0	1	4					
Jack Fisher, R (1, 1) <small>OBP: 0.353, SLG: 0.357</small> Don Larsen, R (8, 1) Billy Pierce, L (8, 1)			6-3	6-3		FC5-4 BB BB		B2	3	0	0	0	1	0	3	GIANTS				
Inning Stats	R: 0 E: 0 K: 2 S: 12	H: 0 LOB: 0 BB: 0 P: 18	R: 1 E: 0 K: 2 S: 19	H: 2 LOB: 1 BB: 0 P: 29	R: 0 E: 1 K: 0 S: 8	H: 0 LOB: 1 BB: 0 P: 12	R: 1 E: 0 K: 0 S: 12	H: 3 LOB: 2 BB: 1 P: 21	R: 2 E: 0 K: 0 S: 12	H: 3 LOB: 1 BB: 0 P: 18	R: 1 E: 0 K: 0 S: 11	H: 0 LOB: 2 BB: 3 P: 26	R: 0 E: 0 K: 0 S: 6	H: 1 LOB: 0 BB: 0 P: 10	R: 0 E: 0 K: 0 S: 11		H: 1 LOB: 2 BB: 1 P: 18	1B: 7 2B: 1 3B: 1 HR: 1	SF: 0 SAC: 0 DP: 1 HBP: 0	WP: 0 PB: 0 SB: 1 CS: 1
PITCHER	IP WLS BF H R ER SO	IP WLS BF H R ER SO	IP WLS BF H R ER SO	IP WLS BF H R ER SO	IP WLS BF H R ER SO	IP WLS BF H R ER SO	IP WLS BF H R ER SO	IP WLS BF H R ER SO	IP WLS BF H R ER SO	IP WLS BF H R ER SO	IP WLS BF H R ER SO	IP WLS BF H R ER SO	IP WLS BF H R ER SO	IP WLS BF H R ER SO	IP WLS BF H R ER SO	IP WLS BF H R ER SO	ERA WHIP	ERA WHIP		
Johnny Podres, L (1, 1) <small>ERA: 3.27</small> Bob Miller, R (4, 1) <small>ERA: 2.75</small> Dick Calmus, R (6, 1) <small>ERA: 1.29</small> Ron Perranoski, L (9, 1) <small>ERA: 2.59</small>	3.1 8 2 5	2 2 2 2	2 2 2 4	0 0 0 0	0 0 0 0	0 0 0 0	0 0 0 0	0 0 0 0	0 0 0 0	0 0 0 0	0 0 0 0	0 0 0 0	0 0 0 0	0 0 0 0	0 0 0 0	0 0 0 0	5.40 1.800	10.80 1.800	3.00 1.667	0.00 2.000

Batter	1	2	3	4	5	6	7	8	9	AB	R	H	RBI	BB	SO	LOB	BOTTOM			
Maury Wills, S (1, 5) <small>OBP: 0.343, SLG: 0.330</small>	6-3	L7			K			1B 1B 2B		4	1	1	1	0	1	2	San Francisco Giants @ Los Angeles Dodgers Dodger Stadium, Los Angeles, CA <small>Sun May 12 1963, 3:33 AM PDT</small> <small>Att: 43,964 - Unknown</small>			
Jim Gilliam, S (1, 4) <small>OBP: 0.341, SLG: 0.417</small>	K		F8			G3		1B 1B	4	1	1	0	0	1	0					
Ron Fairly, L (1, 3) <small>OBP: 0.400, SLG: 0.523</small>	K		6-3			BB		E 1B SF8 1B	3	1	1	1	1	1	0					
Tommy Davis, R (1, 7) <small>OBP: 0.323, SLG: 0.441</small>		HR	F9			F4		F3	4	1	1	1	0	0	3					
Wally Moon, L (1, 9) <small>OBP: 0.389, SLG: 0.469</small> Ron Perranoski, L (9, 1)		1B SF7 BB		1-3		3-1		E3 SF8 1B	3	1	1	1	1	0	1					
John Roseboro, L (1, 2) <small>OBP: 0.280, SLG: 0.420</small>		L8		F8				SF8	3	0	0	1	0	0	1					
Willie Davis, L (1, 8) <small>OBP: 0.246, SLG: 0.391</small>		E 1B		L9				F3 F9	4	0	1	0	0	0	1					
Dick Tracewski, R (1, 6) <small>OBP: 0.281, SLG: 0.179</small>		E IBB		B3				1-3	2	0	0	0	1	0	0					
Johnny Podres, L (1, 1) <small>ERA: 3.27</small> Bob Miller, R (4, 1) <small>ERA: 2.75</small> Don Zimmer, R (5, PH) Dick Calmus, R (6, 1) Lee Walls, R (8, PH) <small>OBP: 0.278, SLG: 0.444</small> <small>ERA: 2.59</small>	7.0 L 30	0 0 0 0	2 2 2 4	0 0 0 0	0 0 0 0	0 0 0 0	0 0 0 0	0 0 0 0	0 0 0 0	0 0 0 0	0 0 0 0	0 0 0 0	0 0 0 0	0 0 0 0	0 0 0 0	6.43 1.143	0.00 0.000	0.00 1.500		
Inning Stats	R: 0 E: 0 K: 2 S: 7	H: 0 LOB: 0 BB: 0 P: 11	R: 2 E: 1 K: 0 S: 8	H: 2 LOB: 2 BB: 2 P: 17	R: 0 E: 0 K: 0 S: 4	H: 0 LOB: 0 BB: 0 P: 5	R: 0 E: 0 K: 0 S: 5	H: 0 LOB: 0 BB: 0 P: 7	R: 0 E: 0 K: 1 S: 5	H: 0 LOB: 1 BB: 1 P: 15	R: 0 E: 0 K: 0 S: 4	H: 0 LOB: 0 BB: 0 P: 7	R: 4 E: 1 K: 0 S: 21	H: 5 LOB: 1 BB: 0 P: 34	R: 0 E: 0 K: 0 S: 11	H: 1 LOB: 2 BB: 1 P: 18	1B: 5 2B: 1 3B: 0 HR: 1	SF: 2 SAC: 0 DP: 0 HBP: 0	WP: 0 PB: 0 SB: 0 CS: 0	PA: 34
PITCHER	IP WLS BF H R ER SO	IP WLS BF H R ER SO	IP WLS BF H R ER SO	IP WLS BF H R ER SO	IP WLS BF H R ER SO	IP WLS BF H R ER SO	IP WLS BF H R ER SO	IP WLS BF H R ER SO	IP WLS BF H R ER SO	IP WLS BF H R ER SO	IP WLS BF H R ER SO	IP WLS BF H R ER SO	IP WLS BF H R ER SO	IP WLS BF H R ER SO	IP WLS BF H R ER SO	IP WLS BF H R ER SO	ERA WHIP	ERA WHIP		

Batter	1	2	3	4	5	6	7	8	9	AB	R	H	RBI	BB	SO	LOB	TOP				
Dick Schofield, S (1,6) OBP: 0.331, SLG: 0.252	F8		F8			1-3			4-3	4	0	0	0	0	0	0					
Bill Virdon, L (1,8) OBP: 0.290, SLG: 0.315	K					F8			5-3 1B	3	0	1	0	1	1	0					
Bob Skinner, L (1,7) OBP: 0.336, SLG: 0.357	P4		F8			5-3			5-3 1B	4	0	1	0	0	0	1					
Willie Stargell, L (1,3) OBP: 0.444, SLG: 0.563 Donn Clendenon, R (9, PH) OBP: 0.327, SLG: 0.488		4-3 SH5-3 1B		F9				P6	5-3 1B	3	1	1	0	0	0	0					
Roberto Clemente, R (1,9) OBP: 0.325, SLG: 0.423		SH5-3		4-3				G4-3 HBP	4-3	2	0	0	0	0	0	2					
Smoky Burgess, L (1,2) OBP: 0.310, SLG: 0.453		4-3		K				G4-3		3	0	0	0	0	1	2					
Bill Mazerolski, R (1,4) OBP: 0.376, SLG: 0.367						F4			1-3	3	0	1	1	0	0	0					
Bob Bailey, R (1,5) OBP: 0.307, SLG: 0.398						F9			5-3	3	0	0	0	0	0	1					
Bob Friend, R (1,1) OBP: 0.167, SLG: 0.118 Ted Savage, R (8, PH) OBP: 0.302, SLG: 0.512 Harvey Haddix, L (8,1) OBP: 0.250, SLG: 0.500			K			K			K	2	0	0	0	0	2	0					
Inning Stats	R: 0 E: 0 K: 1 S: 5	H: 0 LOB: 0 BB: 0 P: 5	R: 1 E: 0 K: 0 S: 5	H: 2 LOB: 1 BB: 0 P: 5	R: 0 E: 0 K: 1 S: 5	H: 0 LOB: 1 BB: 1 P: 9	R: 0 E: 0 K: 1 S: 5	H: 0 LOB: 0 BB: 0 P: 5	R: 0 E: 0 K: 1 S: 3	H: 0 LOB: 0 BB: 0 P: 3	R: 0 E: 0 K: 0 S: 2	H: 0 LOB: 0 BB: 0 P: 3	R: 0 E: 0 K: 1 S: 5	H: 0 LOB: 0 BB: 0 P: 5	R: 0 E: 0 K: 0 S: 5	H: 2 LOB: 2 BB: 0 P: 5	1B: 4 2B: 0 3B: 0 HR: 0	SF: 0 SAC: 1 DP: 1 HBP: 1	WP: 0 PB: 0 SB: 0 CS: 0	PA: 32	
PITCHER	IP	WLS	BF	H	R	ER	SO	BB	IBB	HBP	BLK	WP	HR	S	P	ERA	WHIP				
Jack Sanford, R (1,1) ERA: 2.4	8.1	W	29	3	1	1	5	1	0	1	0	0	0	37	42	1.08	0.480				
Billy Pierce, L (9,1) ERA: 3.91	0.0		1	1	0	0	0	0	0	0	0	0	0	1	1	∞	∞				
Bobby Bolin, R (9,1) ERA: 3.55	0.2	S	2	0	0	0	0	0	0	0	0	0	0	2	2	0.00	0.000				

Pittsburgh Pirates @ San Francisco Giants
 Candlestick Park, San Francisco, CA
 Tue May 14 1963, 10:05 PM EDT
 Att: 14,847 - Unknown


AB 29
R 1
H 4
RBI 1
BB 1
SO 5
LOB 8



Batter	1	2	3	4	5	6	7	8	9	AB	R	H	RBI	BB	SO	LOB	BOTTOM				
Jim Davenport, R (1,5) OBP: 0.298, SLG: 0.351	F8		K		4-3				F2	4	0	0	0	0	1	2					
Felipe Alou, R (1,9) OBP: 0.388, SLG: 0.617	K				L6				F3	4	0	0	0	0	2	1					
Willie Mays, R (1,8) OBP: 0.350, SLG: 0.423	P3				1B E				4-3	3	2	1	0	1	0	0					
Willie McCovey, L (1,7) OBP: 0.403, SLG: 0.536					G4-6-3 BB				SH1-4 1B	2	1	2	0	1	0	0					
Orlando Cepeda, R (1,3) OBP: 0.371, SLG: 0.558		G4-6-3			E9 SF9 1B				G3	3	0	1	1	1	0	2					
Tom Haller, L (1,2) OBP: 0.329, SLG: 0.382 Ed Bailey, L (3,2) OBP: 0.387, SLG: 0.667		K			1B				E3	1	0	0	0	0	1	0					
Joey Amalfitano, R (1,4) OBP: 0.254, SLG: 0.186 Matty Alou, L (6, PH) OBP: 0.125, SLG: 0.125 Ernie Bowman, R (7,4) OBP: 0.286, SLG: 0.429			K		SF9				K	1	0	0	1	0	1	0					
Jose Pagan, R (1,6) OBP: 0.266, SLG: 0.273					K				F8	3	0	1	0	1	1	4					
Jack Sanford, R (1,1) OBP: 0.207, SLG: 0.269 Billy Pierce, L (9,1) Bobby Bolin, R (9,1)			K						SH3	2	0	0	0	0	2	1					
Inning Stats	R: 0 E: 0 K: 1 S: 5	H: 0 LOB: 0 BB: 0 P: 5	R: 0 E: 0 K: 1 S: 4	H: 0 LOB: 0 BB: 1 P: 8	R: 0 E: 0 K: 3 S: 9	H: 0 LOB: 1 BB: 1 P: 13	R: 2 E: 1 K: 1 S: 7	H: 2 LOB: 2 BB: 2 P: 15	R: 0 E: 0 K: 1 S: 5	H: 0 LOB: 0 BB: 0 P: 5	R: 0 E: 0 K: 0 S: 4	H: 1 LOB: 2 BB: 1 P: 8	R: 0 E: 0 K: 1 S: 6	H: 1 LOB: 1 BB: 0 P: 6	R: 1 E: 1 K: 1 S: 7	H: 1 LOB: 2 BB: 1 P: 11	1B: 5 2B: 0 3B: 0 HR: 0	SF: 1 SAC: 2 DP: 1 HBP: 0	WP: 0 PB: 0 SB: 0 CS: 0	PA: 35	
PITCHER	IP	WLS	BF	H	R	ER	SO	BB	IBB	HBP	BLK	WP	HR	S	P	ERA	WHIP				
Bob Friend, R (1,1) ERA: 3.23	7.0	L	29	4	2	2	8	3	2	0	0	0	0	40	60	2.57	1.000				
Harvey Haddix, L (8,1) ERA: 2.61	1.0		6	1	1	0	1	0	1	0	0	0	0	7	11	0.00	1.000				

Pittsburgh Pirates @ San Francisco Giants
 Candlestick Park, San Francisco, CA
 Tue May 14 1963, 10:05 PM EDT
 Att: 14,847 - Unknown

AB 26
R 3
H 5
RBI 2
BB 6
SO 9
LOB 15



Batter	1	2	3	4	5	6	7	8	9	AB	R	H	RBI	BB	SO	LOB	TOP					
Dick Schofield, S OBP: 0.333, SLG: 0.258										5	0	2	0	0	0	1	Pittsburgh Pirates @ San Francisco Giants Candlestick Park, San Francisco, CA Wed May 15 1963, 6:33 AM EDT Att: 10,386 - Unknown					
Bill Virdon, L OBP: 0.296, SLG: 0.323										4	1	1	0	1	0	2						
Bob Skinner, L OBP: 0.342, SLG: 0.382										4	2	2	1	0	0	2						
Willie Stargell, L OBP: 0.425, SLG: 0.543										3	0	1	1	0	0	1						
Roberto Clemente, R OBP: 0.322, SLG: 0.417										4	0	1	1	0	0	1						
Bill Mazeroski, R OBP: 0.380, SLG: 0.382										4	0	2	0	0	0	2						
Bob Bailey, R OBP: 0.305, SLG: 0.387										3	0	0	0	1	0	2						
Jim Pagliaroni, R OBP: 0.380, SLG: 0.415										4	0	0	0	0	1	2						
Don Cardwell, R Tommye Sisk, R Ted Savage, R Al McBean, R Smoky Burgess, L										2	0	0	0	0	0	0		P				
Inning Stats	R: 0 E: 0 K: 0 S: 4	H: 1 LOB: 1 BB: 0 P: 4	R: 0 E: 0 K: 0 S: 3	H: 1 LOB: 1 BB: 1 P: 7	R: 0 E: 0 K: 0 S: 3	H: 0 LOB: 1 BB: 1 P: 7	R: 0 E: 0 K: 0 S: 4	H: 1 LOB: 1 BB: 0 P: 4	R: 0 E: 0 K: 0 S: 3	H: 0 LOB: 0 BB: 0 P: 3	R: 1 E: 1 K: 0 S: 5	H: 2 LOB: 1 BB: 0 P: 5	R: 0 E: 0 K: 0 S: 3	H: 0 LOB: 1 BB: 1 P: 7	R: 2 E: 0 K: 0 S: 6	H: 3 LOB: 1 BB: 0 P: 6			R: 0 E: 0 K: 1 S: 6	H: 1 LOB: 1 BB: 0 P: 6	1B: 6 2B: 2 3B: 1 HR: 0	SF: 1 SAC: 0 DP: 1 HBP: 0
PITCHER	IP WLS BF H R ER SO BB IBB HBP BLK WP HR S P ERA WHIP																					
Juan Marichal, R ERA: 2.67	(1, 1)	7.2 W 33 8 3 3 0 3 0 0 0 0 0 0 30 42 3.52 1.435																				
Bobby Bolin, R ERA: 3.21	(8, 1)	1.1 S 5 1 0 0 1 0 0 0 0 0 0 0 7 7 0.00 0.750																				

Batter	1	2	3	4	5	6	7	8	9	AB	R	H	RBI	BB	SO	LOB	BOTTOM			
Jim Davenport, R OBP: 0.288, SLG: 0.339										4	0	0	0	0	0	3	Pittsburgh Pirates @ San Francisco Giants Candlestick Park, San Francisco, CA Wed May 15 1963, 6:33 AM EDT Att: 10,386 - Unknown			
Felipe Alou, R OBP: 0.385, SLG: 0.603										3	0	0	1	0	0	0				
Willie Mays, R OBP: 0.347, SLG: 0.417										4	0	1	0	0	1	1				
Willie McCovey, L OBP: 0.391, SLG: 0.518										4	0	0	0	0	1	3				
Orlando Cepeda, R OBP: 0.378, SLG: 0.561										3	1	2	0	0	1	0				
Ed Bailey, L OBP: 0.400, SLG: 0.661										2	1	1	0	1	0	0				
Joey Amalfitano, R OBP: 0.246, SLG: 0.180										2	0	0	0	0	0	2				
Jose Pagan, R OBP: 0.267, SLG: 0.268										2	1	0	0	1	1	0				
Juan Marichal, R Bobby Bolin, R										2	1	0	1	1	0	0		GIANTS		
Inning Stats	R: 0 E: 0 K: 1 S: 6	H: 1 LOB: 1 BB: 0 P: 6	R: 0 E: 0 K: 1 S: 5	H: 0 LOB: 0 BB: 0 P: 5	R: 0 E: 0 K: 0 S: 3	H: 0 LOB: 0 BB: 0 P: 3	R: 0 E: 0 K: 0 S: 3	H: 0 LOB: 0 BB: 0 P: 3	R: 4 E: 1 K: 0 S: 5	H: 1 LOB: 2 BB: 3 P: 18	R: 0 E: 0 K: 0 S: 3	H: 2 LOB: 0 BB: 0 P: 3	R: 0 E: 0 K: 1 S: 5	H: 0 LOB: 0 BB: 0 P: 5	R: 0 E: 0 K: 1 S: 5	H: 0 LOB: 0 BB: 0 P: 5			1B: 4 2B: 0 3B: 0 HR: 0	SF: 0 SAC: 1 DP: 0 HBP: 1
PITCHER	IP WLS BF H R ER SO BB IBB HBP BLK WP HR S P ERA WHIP																			
Don Cardwell, R ERA: 4.91	(1, 1)	4.2 L 21 2 4 2 2 2 2 0 0 0 0 0 0 21 34 3.86 0.857																		
Tommye Sisk, R ERA: 1.29	(5, 1)	1.1 4 2 0 0 0 0 0 0 0 0 0 0 4 4 0.00 1.500																		
Al McBean, R ERA: 2.9	(7, 1)	2.0 6 0 0 0 0 2 0 0 0 0 0 0 0 10 10 0.00 0.000																		

Batter	1	2	3	4	5	6	7	8	9	AB	R	H	RBI	BB	SO	LOB	TOP								
Charlie Neal, R OBP: 0.318, SLG: 0.319 (1, 5)	F9		F9		F8		SH3		3-1	4	0	0	0	0	0	2									
Ron Hunt, R OBP: 0.395, SLG: 0.454 (1, 4)	F8		F9			HR	4-3			4	1	1	1	0	0	3									
Ed Kranepool, L OBP: 0.299, SLG: 0.381 (1, 3)	FC6-4 BB			K		K	F7			3	0	0	0	1	2	2									
Frank Thomas, R OBP: 0.262, SLG: 0.330 (1, 7)	FC6-4 1-2			G4-6-3 1B		5-3			P3	4	0	1	0	0	0	1									
Jim Hickman, R OBP: 0.371, SLG: 0.500 (1, 8)		5-3		G4-6-3 1-2		WP 1B				4	1	2	0	0	0	1									
Cliff Cook, R OBP: 0.204, SLG: 0.283 (1, 9)		K				HR	HR 1B		F9	4	2	2	2	0	1	1									
Chico Fernandez, R OBP: 0.253, SLG: 0.235 (1, 6)			5-3		F2		HR 1B		5-3	4	1	1	2	0	0	1									
Chris Cannizzaro, R OBP: 0.400, SLG: 0.600 (1, 2)										3	0	1	0	0	0	0									
Choo-Choo Coleman, L OBP: 0.314, SLG: 0.243 (9, PH)			E1 PB				4-3		F8	1	0	0	0	0	0	0									
Jay Hook, L OBP: 0.264, SLG: 0.287 (6, 1)										2	0	0	0	0	2	2									
Tracy Stallard, R OBP: 0.271, SLG: 0.214 (7, PH)										0	0	0	0	0	0	0									
Rod Kanehl, R OBP: 0.274, SLG: 0.259 (7, PH)										0	0	0	0	0	0	0									
Al Jackson, L OBP: 0.224, SLG: 0.269 (7, 1)										0	0	0	0	0	0	0									
Larry Bearnarth, R OBP: 0.307, SLG: 0.467 (9, PH)							4-3 SH3 1B		P4	0	0	0	0	0	0	0									
Inning Stats	R: 0 E: 0 K: 0 S: 3	H: 0 LOB: 1 BB: 1 P: 7	R: 0 E: 0 K: 1 S: 5	H: 0 LOB: 0 BB: 0 P: 5	R: 0 E: 1 K: 1 S: 6	H: 0 LOB: 1 BB: 0 P: 6	R: 0 E: 0 K: 1 S: 5	H: 1 LOB: 0 BB: 0 P: 5	R: 1 E: 0 K: 1 S: 7	H: 2 LOB: 1 BB: 0 P: 7	R: 4 E: 0 K: 1 S: 9	H: 4 LOB: 0 BB: 0 P: 9	R: 0 E: 0 K: 0 S: 4	H: 1 LOB: 2 BB: 0 P: 4	R: 0 E: 0 K: 0 S: 4	H: 1 LOB: 1 BB: 0 P: 4	R: 0 E: 0 K: 0 S: 3	H: 0 LOB: 0 BB: 0 P: 3	1B: 4 2B: 2 3B: 0 HR: 3	SF: 0 SAC: 1 DP: 1 HBP: 0	WP: 1 PB: 1 SB: 0 CS: 0	PA: 37			
PITCHER	IP	WLS	BF	H	R	ER	SO	BB	IBB	HBP	BLK	WP	HR	S	P	ERA	WHIP								
Billy O'Dell, L ERA: 2.66 (1, 1)	6.0	W	27	8	5	5	5	1	0	0	0	1	3	36	40	7.50	1.500								
Gaylord Perry, R ERA: 1.26 (7, 1)	3.0	S	10	1	0	0	0	0	0	0	0	0	0	10	10	0.00	0.333								

New York Mets @ San Francisco Giants
Candlestick Park, San Francisco, CA
Thu May 16 1963, 6:33 AM EDT
Att: 8,849 - Unknown

AB 35
R 5
H 9
RBI 5
BB 1
SO 5
LOB 13



Batter	1	2	3	4	5	6	7	8	9	AB	R	H	RBI	BB	SO	LOB	BOTTOM								
Jose Pagan, R OBP: 0.259, SLG: 0.260 (1, 6)	4-3		F2		F9	F3				4	0	0	0	0	0	3									
Felipe Alou, R OBP: 0.374, SLG: 0.585 (1, 9)	F6		F2		F7		5-3			4	0	0	0	0	0	1									
Willie Mays, R OBP: 0.364, SLG: 0.454 (1, 8)		BB		HR		HR 1B				3	2	3	2	1	0	0									
Willie McCovey, L OBP: 0.387, SLG: 0.534 (1, 7)	F7		F8			HR			6-3	4	1	1	2	0	0	2									
Orlando Cepeda, R OBP: 0.374, SLG: 0.559 (1, 3)			F8		SH1-3 E 2B		F2		1-3	4	1	1	0	0	0	1									
Ed Bailey, L OBP: 0.406, SLG: 0.644 (1, 2)						SH1-3 E HBP			F9	3	1	1	0	0	1	0									
Jim Davenport, R OBP: 0.289, SLG: 0.339 (1, 5)						SH1-3				3	0	1	0	0	1	1									
Joey Amalfitano, R OBP: 0.233, SLG: 0.169 (1, 4)			F8		E4 CS		P6		F3	4	0	0	1	0	0	2									
Billy O'Dell, S OBP: 0.158, SLG: 0.158 (1, 1)										3	1	2	0	0	0	1									
Gaylord Perry, R (7, 1)										0	0	0	0	0	0	0									
Inning Stats	R: 0 E: 0 K: 0 S: 3	H: 0 LOB: 1 BB: 1 P: 7	R: 0 E: 0 K: 1 S: 6	H: 1 LOB: 0 BB: 0 P: 6	R: 2 E: 0 K: 0 S: 5	H: 2 LOB: 0 BB: 0 P: 5	R: 2 E: 1 K: 0 S: 4	H: 1 LOB: 0 BB: 0 P: 5	R: 2 E: 0 K: 0 S: 5	H: 2 LOB: 0 BB: 0 P: 5	R: 0 E: 0 K: 1 S: 7	H: 2 LOB: 2 BB: 0 P: 7	R: 0 E: 0 K: 0 S: 4	H: 1 LOB: 1 BB: 0 P: 4	R: 0 E: 0 K: 0 S: 3	H: 0 LOB: 0 BB: 0 P: 3	1B: 6 2B: 1 3B: 0 HR: 2	SF: 0 SAC: 1 DP: 0 HBP: 1	WP: 0 PB: 0 SB: 0 CS: 1	PA: 35					
PITCHER	IP	WLS	BF	H	R	ER	SO	BB	IBB	HBP	BLK	WP	HR	S	P	ERA	WHIP								
Jay Hook, R ERA: 6.3 (1, 1)	5.0	L	23	6	6	5	1	0	0	0	0	0	0	7	7	0.00	2.000								
Tracy Stallard, R ERA: 7.59 (6, 1)	1.0		5	2	0	0	1	0	0	0	0	0	0	7	7	0.00	2.000								
Larry Bearnarth, R ERA: 1.15 (7, 1)	2.0		7	1	0	0	0	0	0	0	0	0	0	7	7	0.00	0.500								

New York Mets @ San Francisco Giants
Candlestick Park, San Francisco, CA
Thu May 16 1963, 6:33 AM EDT
Att: 8,849 - Unknown

AB 32
R 6
H 9
RBI 5
BB 1
SO 2
LOB 11



Batter	1	2	3	4	5	6	7	8	9	AB	R	H	RBI	BB	SO	LOB	TOP			
Tony Taylor, R OBP: 0.341, SLG: 0.358 (1, 4)										4	1	1	0	0	0	0	Philadelphia Phillies @ San Francisco Giants Candlestick Park, San Francisco, CA Sun May 19 1963, 6:33 AM EDT Unknown			
Johnny Callison, L OBP: 0.308, SLG: 0.378 (1, 9)										4	0	0	0	0	0	1				
Tony Gonzalez, L OBP: 0.373, SLG: 0.373 (1, 8)										4	1	2	1	0	0	0				
Wes Covington, L OBP: 0.421, SLG: 0.708 Ruben Amaro, R OBP: 0.291, SLG: 0.150 (9, PR) (9, 5)										4	0	1	0	0	0	2				
Don Demeter, R OBP: 0.371, SLG: 0.529 (1, 5) (9, 7)										3	0	1	1	1	0	2				
Roy Sievers, R OBP: 0.306, SLG: 0.357 (1, 3)										4	0	0	0	0	1	4				
Clay Dalrymple, L OBP: 0.337, SLG: 0.345 (1, 2)										2	0	0	0	2	1	1				
Bobby Wine, R OBP: 0.307, SLG: 0.396 (1, 6)										4	0	0	0	0	1	3				
Cal McLish, S OBP: 0.235, SLG: 0.313 (1, 1)										3	0	0	0	0	0	0				
Inning Stats	R: 2 E: 0 K: 0 S: 6	H: 3 LOB: 1 BB: 0 P: 6	R: 0 E: 0 K: 1 S: 5	H: 0 LOB: 0 BB: 0 P: 5	R: 0 E: 0 K: 0 S: 3	H: 0 LOB: 0 BB: 0 P: 3	R: 0 E: 0 K: 0 S: 3	H: 0 LOB: 1 BB: 0 P: 7	R: 0 E: 0 K: 0 S: 4	H: 1 LOB: 0 BB: 0 P: 4	R: 0 E: 0 K: 0 S: 2	H: 0 LOB: 0 BB: 1 P: 6	R: 0 E: 0 K: 0 S: 3	H: 0 LOB: 0 BB: 0 P: 3	R: 1 E: 2 K: 2 S: 9	H: 1 LOB: 2 BB: 1 P: 13	1B: 1 2B: 4 3B: 0 HR: 0	SF: 0 SAC: 0 DP: 1 HBP: 0	WP: 0 PB: 0 SB: 0 CS: 0	PA: 35
PITCHER	IP WLS BF H R ER SO BB IBB HBP BLK WP HR S P ERA WHIP	8.0 L 29 4 2 2 1 2 2 0 0 0 0 0 29 37 2.25 0.750	0.0 2 1 1 0 0 0 0 0 0 0 0 0 2 2 ∞ ∞	1.0 4 0 0 0 2 0 1 0 0 0 0 0 7 11 0.00 0.000																

Batter	1	2	3	4	5	6	7	8	9	AB	R	H	RBI	BB	SO	LOB	BOTTOM			
Felipe Alou, R OBP: 0.356, SLG: 0.544 (1, 9)										4	0	1	0	0	1	0	Philadelphia Phillies @ San Francisco Giants Candlestick Park, San Francisco, CA Sun May 19 1963, 6:33 AM EDT Unknown			
Jim Davenport, R OBP: 0.288, SLG: 0.336 (1, 5)										4	0	2	0	0	0	0				
Willie Mays, R OBP: 0.348, SLG: 0.444 (1, 8)										4	0	0	0	0	0	3				
Willie McCovey, L OBP: 0.376, SLG: 0.527 (1, 7)										3	0	0	0	0	1	0				
Orlando Cepeda, R OBP: 0.365, SLG: 0.531 (1, 3)										3	0	2	0	0	0	0				
Tom Haller, L OBP: 0.318, SLG: 0.365 (1, 2)										3	0	0	0	0	0	2				
Joey Amalfitano, R OBP: 0.259, SLG: 0.227 (1, 4)										3	0	0	0	0	1	1				
Jose Pagan, R OBP: 0.248, SLG: 0.243 (1, 6)										3	0	0	0	0	0	0				
Jack Fisher, R OBP: 0.316, SLG: 0.313 Matty Alou, L OBP: 0.091, SLG: 0.091 Jim Duffalo, R Don Larsen, R (1, 1) (8, PH) (9, 1) (9, 1)										2	0	0	0	0	0	0				
Inning Stats	R: 0 E: 0 K: 1 S: 5	H: 0 LOB: 0 BB: 0 P: 5	R: 0 E: 0 K: 1 S: 6	H: 1 LOB: 1 BB: 0 P: 6	R: 0 E: 0 K: 0 S: 5	H: 2 LOB: 2 BB: 0 P: 5	R: 0 E: 0 K: 0 S: 3	H: 1 LOB: 0 BB: 0 P: 3	R: 0 E: 0 K: 0 S: 3	H: 0 LOB: 0 BB: 0 P: 3	R: 0 E: 0 K: 0 S: 3	H: 0 LOB: 0 BB: 0 P: 3	R: 0 E: 0 K: 1 S: 5	H: 0 LOB: 0 BB: 0 P: 5	R: 0 E: 0 K: 0 S: 3	H: 0 LOB: 0 BB: 0 P: 3	1B: 4 2B: 1 3B: 0 HR: 0	SF: 0 SAC: 0 DP: 2 HBP: 0	WP: 0 PB: 0 SB: 0 CS: 0	PA: 30
PITCHER	IP WLS BF H R ER SO BB IBB HBP BLK WP HR S P ERA WHIP	9.0 W 30 5 0 0 4 0 0 0 0 0 0 0 38 38 0.00 0.556																		

Batter	1	2	3	4	5	6	7	8	9	AB	R	H	RBI	BB	SO	LOB	TOP								
Tony Taylor, R (1,4) OBP: 0.353, SLG: 0.366	0-0 G6-3 1B		0-0 S 1B		0-3 K			1-0 L6-3 HBP		3	0	2	0	0	1	0									
Johnny Callison, L (1,9) OBP: 0.299, SLG: 0.366	0-0 G6-3 1-2		0-0 F7		0-0 F7			0-0 L6-3 1-2		4	0	0	0	0	0	3									
Tony Gonzalez, L (1,8) OBP: 0.392, SLG: 0.384	4-0 CS BB		4-0 BB		0-0 1B G6-3 1B			0-0 E7 1B 1B		2	1	2	0	2	0	0									
Wes Covington, L (1,7) OBP: 0.423, SLG: 0.700	0-0 CS 1-2	0-0 3-1	0-0 F5		0-0 1B G6-3 1B			0-0 1B 2-H 1B		4	0	2	0	0	0	2									
Don Demeter, R (1,5) OBP: 0.375, SLG: 0.528		0-0 HR 1B	0-0 F7		0-0 1-2 3-H F8			0-0 E5 4-3 2B 1B		4	1	2	0	0	0	3									
Cookie Rojas, R (9, PR) OBP: 0.189, SLG: 0.118										0	1	0	0	0	0	0									
Ryne Duren, R (9, 1)										0	0	0	0	0	0	0									
Roy Sievers, R (1,3) OBP: 0.303, SLG: 0.400		0-0 HR			0-0 6-3			0-0 P6		4	1	1	2	0	0	1									
Clay Dalrymple, L (1,2) OBP: 0.333, SLG: 0.375		HR			0-0 F2			0-0 4-3		4	1	1	1	0	1	1									
Bobby Wine, R (1,6) OBP: 0.298, SLG: 0.384					0-0 6-3			0-0 2B		3	0	0	0	0	1	0									
Jim Lemon, R (9, PH) OBP: 0.200, SLG: 0.242										1	0	1	1	0	0	0									
Ruben Amaro, R (9, 6) OBP: 0.281, SLG: 0.150										0	0	0	0	0	0	0									
John Boozer, R (1,1)										2	0	0	0	0	0	0									
Frank Torre, L (7, PH) OBP: 0.351, SLG: 0.188										1	0	0	0	0	0	0									
Johnny Klippstein, R (7, 1)										0	0	0	0	0	0	0									
Don Hoak, R (9, PH) OBP: 0.255, SLG: 0.281										1	0	0	0	0	0	1									
Inning Stats	R: 0 E: 0 K: 0 S: 2	H: 1 LOB: 0 BB: 1 P: 6	R: 3 E: 0 K: 0 S: 6	H: 3 LOB: 0 BB: 0 P: 6	R: 0 E: 0 K: 0 S: 4	H: 1 LOB: 2 BB: 1 P: 8	R: 0 E: 0 K: 0 S: 3	H: 0 LOB: 0 BB: 0 P: 3	R: 0 E: 0 K: 1 S: 5	H: 0 LOB: 0 BB: 0 P: 5	R: 1 E: 0 K: 0 S: 4	H: 2 LOB: 0 BB: 0 P: 4	R: 0 E: 0 K: 2 S: 7	H: 0 LOB: 0 BB: 0 P: 7	R: 0 E: 1 K: 0 S: 3	H: 2 LOB: 2 BB: 0 P: 4	R: 1 E: 1 K: 0 S: 5	H: 2 LOB: 1 BB: 0 P: 5	1B: 8 2B: 2 3B: 0 HR: 2	SF: 0 SAC: 0 DP: 3 HBP: 1	WP: 0 PB: 0 SB: 1 CS: 1	PA: 37			
PITCHER	IP WLS BF H R ER SO BB IBB HBP BLK WP HR S P ERA WHIP																								
Juan Marichal, R (1, 1) ERA: 3.0	2.0	9	4	3	3	0	1	0	0	0	0	0	0	0	2	8	12	13.50	2.500						
Gaylord Perry, R (3, 1) ERA: 1.27	5.0	19	3	1	1	3	1	0	1	0	0	0	0	0	23	28	1.80	0.800							
Billy Pierce, L (8, 1) ERA: 3.34	1.0	3	2	0	0	0	0	0	0	0	0	0	0	3	3	0.00	2.000								
Bobby Bolin, R (9, 1) ERA: 3.0	1.0	W 5	2	1	0	0	0	0	0	0	0	0	0	5	5	0.00	2.000								

Philadelphia Phillies @ San Francisco Giants
Candlestick Park, San Francisco, CA
Sun May 19 1963, 6:38 AM EDT
Att: 37,632 - Unknown

AB 33
R 5
H 11
RBI 4
BB 2
SO 3
LOB 11



Batter	1	2	3	4	5	6	7	8	9	AB	R	H	RBI	BB	SO	LOB	BOTTOM							
Felipe Alou, R (1,9) OBP: 0.352, SLG: 0.553	0-3 K		0-0 F9		0-0 P4	0-0 5-3			0-0 HR	5	1	1	1	0	1	1								
Harvey Kuenn, R (1,5) OBP: 0.213, SLG: 0.178	0-0 E6 1B		0-0 F9		0-0 4-3			0-3 K		3	1	0	0	0	0	0								
Jim Davenport, R (6, 5) OBP: 0.286, SLG: 0.333										1	0	0	0	0	1	0								
Willie Mays, R (1,8) OBP: 0.351, SLG: 0.452	0-3 K		0-0 4-3 2B		0-0 BB 1B			0-0 E3 PB		4	1	2	0	0	1	1								
Willie McCovey, L (1,7) OBP: 0.379, SLG: 0.523	0-0 1B 1-H		0-0 4-3		4-0 1B HR BB			0-0 F7		3	1	1	1	1	0	2								
Orlando Cepeda, R (1,3) OBP: 0.368, SLG: 0.530	0-0 1B 1-2		0-0 2-3		0-0 HR 1B			0-0 3-1		4	1	2	1	0	0	2								
Ed Bailey, L (1,2) OBP: 0.397, SLG: 0.642	0-0 F9				0-0 F9	0-0 HR		4-0 CS BB		3	1	1	3	1	0	2								
Cap Peterson, R (1,4)					0-3 K			0-3 K		3	0	0	0	0	2	0								
Ernie Bowman, R (6, 4) OBP: 0.250, SLG: 0.375								1-2 K		1	0	0	0	0	1	1								
Jose Pagan, R (1,6) OBP: 0.248, SLG: 0.237					4-0 FC6-4 BB			0-0 F9		3	0	0	0	1	0	0								
Juan Marichal, R (1, 1) ERA: 3.0										0	0	0	0	0	0	0								
Matty Alou, L (2, PH) ERA: 0.0										1	0	1	0	0	0	0								
Gaylord Perry, R (3, 1) ERA: 1.43										2	0	0	0	0	1	1								
Billy Pierce, L (8, 1) ERA: 3.34										0	0	0	0	0	0	0								
Bobby Bolin, R (9, 1) ERA: 3.0										0	0	0	0	0	0	0								
Joey Amalfitano, R (9, PH) OBP: 0.256, SLG: 0.226										1	0	0	0	0	0	0								
Inning Stats	R: 1 E: 1 K: 2 S: 10	H: 2 LOB: 2 BB: 0 P: 10	R: 0 E: 0 K: 0 S: 4	H: 1 LOB: 1 BB: 0 P: 4	R: 0 E: 0 K: 1 S: 5	H: 0 LOB: 1 BB: 1 P: 9	R: 0 E: 0 K: 1 S: 8	H: 0 LOB: 0 BB: 1 P: 12	R: 4 E: 0 K: 1 S: 5	H: 3 LOB: 0 BB: 1 P: 12	R: 0 E: 0 K: 1 S: 6	H: 0 LOB: 1 BB: 0 P: 6	R: 0 E: 0 K: 1 S: 4	H: 0 LOB: 0 BB: 1 P: 8	R: 0 E: 0 K: 1 S: 2	H: 1 LOB: 0 BB: 0 P: 2	1B: 5 2B: 2 3B: 0 HR: 2	SF: 0 SAC: 0 DP: 1 HBP: 0	WP: 0 PB: 1 SB: 0 CS: 1	PA: 37				
PITCHER	IP WLS BF H R ER SO BB IBB HBP BLK WP HR S P ERA WHIP																							
John Boozer, R (1, 1) ERA: 4.76	6.0	28	7	5	4	5	2	0	0	0	0	0	0	0	10	14	6.00	1.500						
Johnny Klippstein, R (7, 1) ERA: 1.43	2.0	7	0	0	0	2	1	0	0	0	0	0	0	10	14	0.00	0.500							
Ryne Duren, R (9, 1) ERA: 4.76	0.1	L 2	1	1	1	0	0	0	0	0	0	0	0	1	2	2	27.00	3.000						

Philadelphia Phillies @ San Francisco Giants
Candlestick Park, San Francisco, CA
Sun May 19 1963, 6:38 AM EDT
Att: 37,632 - Unknown

AB 34
R 6
H 8
RBI 6
BB 3
SO 7
LOB 10



Batter	1	2	3	4	5	6	7	8	9	AB	R	H	RBI	BB	SO	LOB	TOP			
Tony Taylor, R (1,4) OBP: 0.350, SLG: 0.362	F9		K		K			HBP 1B		4	1	1	0	0	2	2	Philadelphia Phillies @ San Francisco Giants Candlestick Park, San Francisco, CA Tue May 21 1963, 10:05 PM EDT Att: 7,556 - Unknown			
Tony Gonzalez, L (1,9) OBP: 0.403, SLG: 0.391	3-1							1B		3	0	2	1	0	0	0				
Don Demeter, R (1,8) OBP: 0.371, SLG: 0.519	K		F9		K			1B		4	0	1	1	0	2	2				
Roy Sievers, R (1,3) OBP: 0.286, SLG: 0.375		4-3			F7			F2		4	0	0	0	0	0	3				
Jim Lemon, R (1,7) OBP: 0.205, SLG: 0.222					P4			P6		3	0	0	0	1	1	3				
Don Hoak, R (1,5) OBP: 0.248, SLG: 0.273					F8			P3		4	0	0	0	0	0	3				
Clay Darymple, L (1,2) Earl Averill, R (9, PH) OBP: 0.324, SLG: 0.363 OBP: 0.321, SLG: 0.292	F7				G3			4-3		3	0	0	0	0	0	2				
Bobby Wine, R (1,6) OBP: 0.306, SLG: 0.382								F9		3	1	1	0	1	1	1				
Ray Culp, R (1,1) Wes Covington, L (9, PH) OBP: 0.278, SLG: 0.188 OBP: 0.420, SLG: 0.693								K		2	0	0	0	0	2	2				
								K		1	0	0	0	0	1	0				
Inning Stats	R: 0 E: 0 K: 1 S: 5	H: 0 LOB: 0 BB: 0 P: 5	R: 0 E: 0 K: 0 S: 3	H: 0 LOB: 1 BB: 1 P: 7	R: 1 E: 0 K: 1 S: 7	H: 2 LOB: 1 BB: 0 P: 7	R: 0 E: 0 K: 0 S: 3	H: 0 LOB: 0 BB: 0 P: 3	R: 0 E: 0 K: 2 S: 8	H: 1 LOB: 1 BB: 0 P: 8	R: 0 E: 0 K: 2 S: 8	H: 0 LOB: 0 BB: 0 P: 8	R: 1 E: 0 K: 0 S: 5	H: 2 LOB: 2 BB: 0 P: 6	R: 0 E: 0 K: 1 S: 5	H: 0 LOB: 0 BB: 0 P: 5	1B: 5 2B: 0 3B: 0 HR: 0	SF: 0 SAC: 1 DP: 0 HBP: 1	WP: 0 PB: 0 SB: 0 CS: 0	PA: 36
PITCHER Billy O'Dell, L (1,1) ERA: 2.56	IP: 9.0 WLS: W BF: 36 H: 5 R: 2 ER: 2 SO: 9 BB: 2 IBB: 0 HBP: 1 BLK: 0 WP: 0 HR: 0 S: 51 P: 60 ERA: 2.00 WHIP: 0.778															PITCHER				

AB	32
R	2
H	5
RBI	2
BB	2
SO	9
LOB	18



Batter	1	2	3	4	5	6	7	8	9	AB	R	H	RBI	BB	SO	LOB	BOTTOM			
Felipe Alou, R (1,9) OBP: 0.343, SLG: 0.538	6-3		P6		F8			6-3		4	0	0	0	0	0	0	Philadelphia Phillies @ San Francisco Giants Candlestick Park, San Francisco, CA Tue May 21 1963, 10:05 PM EDT Att: 7,556 - Unknown			
Cap Peterson, R (1,4) Ernie Bowman, R (8, FR) OBP: 0.286, SLG: 0.286 OBP: 0.250, SLG: 0.375			1-3					1B		4	0	2	0	0	0	0				
Willie Mays, R (1,8) OBP: 0.343, SLG: 0.440	K		6-3		K			K		4	0	0	0	0	3	2				
Willie McCovey, L (1,7) OBP: 0.372, SLG: 0.511	K				K			K		3	0	0	0	0	3	1				
Orlando Cepeda, R (1,3) OBP: 0.367, SLG: 0.545			F5					4-3		3	1	1	1	0	0	0				
Ed Bailey, L (1,2) OBP: 0.395, SLG: 0.671								F5		3	1	1	1	0	0	0				
Jim Davenport, R (1,5) OBP: 0.280, SLG: 0.326			F7		K			K		3	0	0	0	0	2	0				
Jose Pagan, R (1,6) OBP: 0.257, SLG: 0.262								F8		2	1	1	1	1	0	0				
Billy O'Dell, S (1,1) OBP: 0.130, SLG: 0.130			4-3		K			K		3	0	0	0	0	2	1				
Inning Stats	R: 0 E: 0 K: 2 S: 8	H: 1 LOB: 1 BB: 0 P: 8	R: 1 E: 0 K: 0 S: 4	H: 1 LOB: 1 BB: 1 P: 8	R: 0 E: 0 K: 0 S: 3	H: 0 LOB: 0 BB: 0 P: 3	R: 1 E: 0 K: 2 S: 8	H: 1 LOB: 0 BB: 0 P: 8	R: 0 E: 0 K: 1 S: 5	H: 0 LOB: 0 BB: 0 P: 5	R: 0 E: 0 K: 2 S: 7	H: 0 LOB: 0 BB: 0 P: 7	R: 0 E: 0 K: 1 S: 5	H: 0 LOB: 0 BB: 0 P: 5	R: 1 E: 0 K: 2 S: 9	H: 2 LOB: 1 BB: 0 P: 9	1B: 2 2B: 0 3B: 0 HR: 3	SF: 0 SAC: 0 DP: 0 HBP: 0	WP: 0 PB: 0 SB: 0 CS: 0	PA: 30
PITCHER Ray Culp, R (1,1) ERA: 3.15	IP: 8.0 WLS: L BF: 30 H: 5 R: 3 ER: 3 SO: 10 BB: 1 IBB: 0 HBP: 0 BLK: 0 WP: 0 HR: 3 S: 49 P: 53 ERA: 3.38 WHIP: 0.750															PITCHER				

AB	29
R	3
H	5
RBI	3
BB	1
SO	10
LOB	4



Batter	1	2	3	4	5	6	7	8	9	AB	R	H	RBI	BB	SO	LOB	TOP										
Tony Taylor, R OBP: 0.347, SLG: 0.359 (1.4)	0-0 4-3			0-0 F9		0-0 BB 1B		0-0 1-6-3		4	0	1	0	0	0	0											
Johnny Callison, L OBP: 0.305, SLG: 0.366 (1.9)	0-0 F9			0-0 G1-6-3 1B		4-0 BB 1-2 BB			0-0 F8	3	0	1	0	1	0	0											
Tony Gonzalez, L OBP: 0.399, SLG: 0.387 (1.8)	0-0 4-3			0-0 G1-6-3 1-2		0-0 F7			0-0 1B 1B	4	1	1	0	0	0	3											
Wes Covington, L OBP: 0.422, SLG: 0.686 (1.7)		0-3 K			0-0 FC1-6 1B	0-0 4-3			0-0 1-2 1B 1B	4	1	2	0	0	1	2											
Don Demeter, R OBP: 0.368, SLG: 0.511 (1.3)	0-0 F2				0-0 FC1-6 1-2 1B		0-0 6-3		0-0 P6	4	0	1	0	0	0	2											
Don Hoak, R OBP: 0.248, SLG: 0.272 (1.5)	0-0 F8				0-0 F5		0-0 4-3		0-0 1B 1-2 2-H 1B	4	0	1	1	0	0	2											
Clay Dalrymple, L OBP: 0.321, SLG: 0.358 (1.2)			0-0 P3		0-0 FC1-6 FC5-4 1-2 2-3		0-0 4-3		0-0 1-3 2-H 1B 1B	4	0	1	1	0	0	2											
Bobby Wine, R OBP: 0.295, SLG: 0.368 (1.6)			0-0 6-3		0-0 FC5-4 1-2				0-0 F3 FC6	4	0	0	0	0	0	4											
Dallas Green, L Jack Hamilton, R Jack Baldschun, R Jim Lemon, R Chris Short, R Frank Torre, R Ryne Duren, R (1.1) (4.1) (4.1) (6. PH) (6.1) (6. PH) (8.1)			0-0 5-3			0-0 5-3			0-0 3-1	1	0	0	0	0	0	0											
Inning Stats	R: 0 E: 0 K: 0 S: 3	H: 0 LOB: 0 BB: 0 P: 3	R: 0 E: 0 K: 1 S: 5	H: 0 LOB: 0 BB: 0 P: 5	R: 0 E: 0 K: 0 S: 3	H: 0 LOB: 0 BB: 0 P: 3	R: 0 E: 0 K: 0 S: 3	H: 1 LOB: 0 BB: 0 P: 3	R: 0 E: 0 K: 0 S: 5	H: 2 LOB: 2 BB: 0 P: 5	R: 0 E: 0 K: 1 S: 4	H: 1 LOB: 2 BB: 1 P: 8	R: 0 E: 0 K: 0 S: 3	H: 0 LOB: 0 BB: 0 P: 3	R: 0 E: 0 K: 0 S: 3	H: 0 LOB: 0 BB: 0 P: 3	R: 2 E: 0 K: 0 S: 7	H: 4 LOB: 2 BB: 0 P: 7	1B: 8 2B: 0 3B: 0 HR: 0	SF: 0 SAC: 0 DP: 1 HBP: 0	WP: 0 PB: 0 SB: 0 CS: 0	PA: 35					
PITCHER Jack Sanford, R ERA: 2.45 (1.1)	IP 9.0	WLS W	BF 35	H 8	R 2	ER 2	SO 1	BB 1	IBB 0	HBP 0	BLK 0	WP 0	HR 0	S 36	P 40	ERA 2.00	WHIP 1.000										

Philadelphia Phillies @ San Francisco Giants
Candlestick Park, San Francisco, CA
Wed May 22 1963, 6:33 AM EDT
Att: 6,501 - Unknown

AB 34
R 2
H 8
RBI 2
BB 1
SO 1
LOB 15



Batter	1	2	3	4	5	6	7	8	9	AB	R	H	RBI	BB	SO	LOB	BOTTOM										
Felipe Alou, R OBP: 0.339, SLG: 0.525 (1.9)	0-0 P6		0-0 E3 4-3 SH3 1B	4-0 BB 1B FC5-2 BB	0-0 F9		0-3 K			4	1	0	0	1	1	1											
Cap Peterson, R OBP: 0.273, SLG: 0.273 (1.4)	0-0 F8		0-0 SH3 1-2	0-3 K		0-0 1-3		0-0 1B G6-3 1B		4	1	1	0	0	1	3											
Willie Mays, R OBP: 0.350, SLG: 0.442 (1.8)	4-0 2B BB		0-0 4-3	0-0 FC5-2 HR 1-2 2-3 3-H 1B		0-0 F3		0-0 G6-3 1B		4	2	2	1	1	0	1											
Willie McCovey, L Harvey Kuenn, R OBP: 0.384, SLG: 0.526 OBP: 0.224, SLG: 0.213 (1.7) (6. PH) (7.7)	0-0 1-H 2B		0-0 1B	4-0 FC5-2 HR BB		0-0 2B		0-0 G6-3 1-2 3-H 1B		2	1	2	3	1	0	0											
Orlando Cepeda, R OBP: 0.374, SLG: 0.541 (1.3)	4-0 IBB		0-0 1B	0-0 FC5-2 HR		4-0 IBB		0-0 6-3		3	1	1	0	2	0	3											
Tom Haller, L OBP: 0.315, SLG: 0.397 (1.2)	0-0 4-3		0-0 3-1	0-0 HR 1-2 2-3 3-H		0-3 K				4	1	1	4	0	1	6											
Jim Davenport, R OBP: 0.279, SLG: 0.331 (1.5)		0-0 F7		0-0 SH BB WP 1B	0-0 6-3		0-0 5-3			4	1	1	0	0	0	0											
Jose Pagan, R OBP: 0.258, SLG: 0.264 (1.6)		0-0 CS 1B		0-0 2-3 1B BB BB		0-0 K				3	1	1	0	0	0	0											
Jack Sanford, R OBP: 0.257, SLG: 0.290 (1.1)		0-3 K		4-0 1B BB BB	0-3 K		0-0 1B			3	1	1	0	1	2	1											
Inning Stats	R: 1 E: 0 K: 0 S: 4	H: 1 LOB: 2 BB: 2 P: 12	R: 0 E: 0 K: 1 S: 5	H: 1 LOB: 0 BB: 0 P: 5	R: 1 E: 1 K: 0 S: 6	H: 2 LOB: 0 BB: 0 P: 6	R: 7 E: 0 K: 1 S: 9	H: 3 LOB: 0 BB: 3 P: 21	R: 0 E: 0 K: 1 S: 5	H: 0 LOB: 0 BB: 0 P: 5	R: 0 E: 0 K: 1 S: 6	H: 1 LOB: 2 BB: 1 P: 10	R: 0 E: 0 K: 1 S: 6	H: 1 LOB: 0 BB: 0 P: 6	R: 1 E: 0 K: 0 S: 4	H: 2 LOB: 0 BB: 0 P: 4	1B: 7 2B: 3 3B: 0 HR: 1	SF: 0 SAC: 2 DP: 1 HBP: 0	WP: 1 PB: 0 SB: 0 CS: 1	PA: 41							
PITCHER Dallas Green, R ERA: 1.82 Jack Hamilton, R ERA: 5.79 Jack Baldschun, R ERA: 3.34 Chris Short, L ERA: 4.27 Ryne Duren, R ERA: 5.11 (1.1) (4.1) (4.1) (6.1) (8.1)	IP 3.0	WLS L	BF 17	H 5	R 0	ER 0	SO 0	BB 2	IBB 0	HBP 0	BLK 0	WP 1	HR 0	S 17	P 25	ERA 9.00	WHIP 2.000										

Philadelphia Phillies @ San Francisco Giants
Candlestick Park, San Francisco, CA
Wed May 22 1963, 6:33 AM EDT
Att: 6,501 - Unknown

AB 33
R 10
H 11
RBI 8
BB 6
SO 5
LOB 16



Batter	1	2	3	4	5	6	7	8	9	AB	R	H	RBI	BB	SO	LOB	TOP					
Nate Oliver, R OBP: 0.313, SLG: 0.317 (1, 4)										4	0	0	0	0	2	0	<p>Los Angeles Dodgers @ San Francisco Giants Candlestick Park, San Francisco, CA Fri May 24, 1963, 10:05 PM EDT Att: 40,676 - Unknown</p>					
Jim Gilliam, S OBP: 0.378, SLG: 0.442 (1, 5)										4	0	2	0	0	0	0						
Ron Fairly, L OBP: 0.398, SLG: 0.500 (1, 3)										3	0	0	0	0	1	2						
Tommy Davis, R OBP: 0.336, SLG: 0.417 (1, 7)										2	0	1	0	1	1	1						
Wally Moon, L OBP: 0.352, SLG: 0.381 (1, 9)										3	0	0	0	0	2	2						
John Roseboro, L OBP: 0.290, SLG: 0.371 (1, 2)										3	0	0	0	0	0	1						
Willie Davis, L OBP: 0.253, SLG: 0.377 (1, 8)										3	0	0	0	0	3	1						
Dick Tracewski, R OBP: 0.319, SLG: 0.230 (1, 6)										3	0	0	0	0	0	0						
Sandy Koufax, R OBP: 0.160, SLG: 0.048 Larry Sherry, R (1, 1)										0	0	0	0	0	0	0						
Don Zimmer, R OBP: 0.333, SLG: 0.571 Ed Roebuck, R (6, PH)										1	0	0	0	0	0	0						
Lee Walls, R OBP: 0.300, SLG: 0.450 (9, PH)										1	1	1	1	0	0	0						
Inning Stats	R: 0 E: 0 K: 1 S: 5	H: 1 LOB: 0 BB: 0 P: 7	R: 0 E: 0 K: 2 S: 9	H: 0 LOB: 1 BB: 1 P: 17	R: 0 E: 0 K: 0 S: 6	H: 0 LOB: 0 BB: 0 P: 11	R: 0 E: 0 K: 2 S: 8	H: 1 LOB: 1 BB: 0 P: 11	R: 0 E: 0 K: 2 S: 13	H: 0 LOB: 0 BB: 0 P: 18	R: 1 E: 0 K: 0 S: 6	H: 1 LOB: 0 BB: 0 P: 13	R: 0 E: 0 K: 0 S: 5	H: 0 LOB: 0 BB: 0 P: 7	R: 0 E: 0 K: 1 S: 7	H: 0 LOB: 0 BB: 0 P: 9	R: 0 E: 0 K: 2 S: 12	H: 0 LOB: 0 BB: 0 P: 12	1B: 3 2B: 1 3B: 0 HR: 1	SF: 0 SAC: 0 DP: 2 HBP: 0	WP: 1 PB: 0 SB: 0 CS: 0	PA: 29
PITCHER Juan Marichal, R ERA: 2.76 (1, 1)	IP: 9.0 WLS: W BF: 29 H: 4 R: 1 ER: 1 SO: 10 BB: 1 IBB: 0 HBP: 0 BLK: 0 WP: 1 HR: 1 S: 71 P: 105 ERA: 1.00 WHIP: 0.556																					

Batter	1	2	3	4	5	6	7	8	9	AB	R	H	RBI	BB	SO	LOB	BOTTOM			
Jose Pagan, R OBP: 0.256, SLG: 0.262 (1, 6)										5	1	1	0	0	0	5	<p>Los Angeles Dodgers @ San Francisco Giants Candlestick Park, San Francisco, CA Fri May 24, 1963, 10:05 PM EDT Att: 40,676 - Unknown</p>			
Willie McCovey, L OBP: 0.396, SLG: 0.529 (1, 7)										3	1	2	0	2	0	0				
Willie Mays, R OBP: 0.352, SLG: 0.437 (1, 8)										4	1	1	0	1	0	3				
Orlando Cepeda, R OBP: 0.369, SLG: 0.537 (1, 3)										5	1	1	3	0	0	3				
Felipe Alou, R OBP: 0.343, SLG: 0.543 (1, 9)										4	1	2	2	0	1	2				
Jim Davenport, R OBP: 0.285, SLG: 0.336 (1, 5)										4	1	2	0	0	2	2				
Ed Bailey, L OBP: 0.412, SLG: 0.716 (1, 2)										4	1	3	2	0	0	1				
Joey Amalfitano, R OBP: 0.278, SLG: 0.253 (1, 4)										3	0	2	0	1	0	0				
Juan Marichal, R OBP: 0.231, SLG: 0.240 (1, 1)										4	0	0	0	0	3	5				
Inning Stats	R: 5 E: 0 K: 2 S: 20	H: 5 LOB: 2 BB: 2 P: 32	R: 0 E: 1 K: 1 S: 10	H: 1 LOB: 0 BB: 0 P: 15	R: 2 E: 0 K: 1 S: 13	H: 2 LOB: 0 BB: 0 P: 19	R: 0 E: 0 K: 1 S: 12	H: 2 LOB: 2 BB: 0 P: 22	R: 0 E: 0 K: 0 S: 7	H: 2 LOB: 1 BB: 0 P: 11	R: 0 E: 0 K: 0 S: 4	H: 0 LOB: 1 BB: 1 P: 10	R: 0 E: 0 K: 1 S: 9	H: 2 LOB: 2 BB: 0 P: 12	R: 0 E: 0 K: 0 S: 3	H: 0 LOB: 0 BB: 1 P: 8		1B: 10 2B: 2 3B: 0 HR: 2	SF: 0 SAC: 0 DP: 1 HBP: 0	WP: 1 PB: 0 SB: 0 CS: 0
PITCHER Sandy Koufax, L ERA: 1.71 Larry Sherry, R ERA: 2.45 Ed Roebuck, R ERA: 3.68 (1, 1)	IP: 0.1 WLS: L BF: 7 H: 5 R: 5 ER: 5 SO: 1 BB: 1 IBB: 0 HBP: 0 BLK: 0 WP: 1 HR: 1 S: 14 P: 21 ERA: 135.00 WHIP: 18.000																			

AB 28
R 1
H 4
RBI 1
BB 1
SO 10
LOB 7




AB 36
R 7
H 14
RBI 7
BB 4
SO 6
LOB 21




Batter	1	2	3	4	5	6	7	8	9	AB	R	H	RBI	BB	SO	LOB	TOP			
Nate Oliver, R OBP: 0.311, SLG: 0.315 (1,4)	2-1 1B	0-1 4-3			0-0 F3		3-3 K			4	1	1	0	0	1	1	Los Angeles Dodgers @ San Francisco Giants Candlestick Park, San Francisco, CA Sat May 25 1963, 6:33 AM EDT Att: 39,868 - Unknown			
Jim Gilliam, S OBP: 0.374, SLG: 0.435 (1,5)	1-1 1B	2-2 6-3			1-0 F7			2-2 F3		4	1	1	0	0	0	0				
Ron Fairly, L OBP: 0.388, SLG: 0.487 (1,8)	1-3 K		1-3 K		1-0 G3			1-2 4-3		4	0	0	0	0	2	2				
Tommy Davis, R OBP: 0.351, SLG: 0.440 (1,7)	1-2 HBP		1-1 F7		2-1 4-3			2-2 1B		4	0	3	1	0	0	0				
Frank Howard, R OBP: 0.355, SLG: 0.493 (1,9)	3-2 F4		1-1 2-3		0-0 4-3			3-2 6-3		4	0	0	0	0	0	4				
Bill Skowron, R OBP: 0.279, SLG: 0.268 (1,3)	4-2 HBP			0-0 F9		0-0 F9			1-1 F8	3	0	0	0	1	0	1				
John Roseboro, L OBP: 0.289, SLG: 0.363 (1,2)	2-2 1B		1-2 F7				0-0 F2		1-0 L9	3	0	0	1	0	0	0				
Dick Tracewski, R OBP: 0.319, SLG: 0.234 (9, PH)	0-0 F9		2-1 5-3				1-0 SH2-4		1-2 1B	3	0	1	0	0	0	3				
Wally Moon, L OBP: 0.361, SLG: 0.391 (9, PH)										1	0	1	0	0	0	0				
Johnny Podres, L OBP: 0.059, SLG: 0.063 (1,1)		0-1 1-3			0-1 1-3				3-3 K	2	0	0	0	0	0	0				
Dick Calmus, R OBP: 0.286, SLG: 0.429 (9, PH)							1-2 SH2-4			0	0	0	0	0	0	0				
Inning Stats	R: 2 E: 0 K: 1 S: 18	H: 3 LOB: 3 BB: 1 P: 32	R: 0 E: 0 K: 0 S: 8	H: 0 LOB: 0 BB: 0 P: 10	R: 0 E: 0 K: 1 S: 7	H: 0 LOB: 0 BB: 0 P: 10	R: 0 E: 0 K: 0 S: 6	H: 0 LOB: 0 BB: 0 P: 9	R: 0 E: 0 K: 0 S: 4	H: 1 LOB: 1 BB: 0 P: 8	R: 0 E: 0 K: 1 S: 6	H: 1 LOB: 1 BB: 0 P: 10	R: 0 E: 0 K: 0 S: 12	H: 1 LOB: 1 BB: 0 P: 20	R: 0 E: 0 K: 1 S: 9	H: 1 LOB: 1 BB: 0 P: 15	1B: 6 2B: 1 3B: 0 HR: 0	SF: 0 SAC: 1 DP: 0 HBP: 1	WP: 0 PB: 0 SB: 0 CS: 0	PA: 36
PITCHER	IP WLS BF H R ER SO BB IBB HBP BLK WP HR S P ERA WHIP																			
Billy O'Dell, L ERA: 2.54 (1,1)	7.2 W 31 6 2 2 3 1 0 1 0 0 0 63 98 2.35 0.913																			
Don Larsen, R ERA: 2.08 (8,1)	1.1 S 5 1 0 0 1 0 0 0 0 0 0 12 21 0.00 0.750																			

Batter	1	2	3	4	5	6	7	8	9	AB	R	H	RBI	BB	SO	LOB	BOTTOM			
Jose Pagan, R OBP: 0.256, SLG: 0.261 (1,6)	1-2 1B		1-3 K			0-0 5-3	0-0 F8			4	0	1	0	0	1	1	Los Angeles Dodgers @ San Francisco Giants Candlestick Park, San Francisco, CA Sat May 25 1963, 6:33 AM EDT Att: 39,868 - Unknown			
Willie McCovey, L OBP: 0.393, SLG: 0.542 (1,7)	3-1 F7			1-2 F2		2-2 HR		2-1 F9		4	1	1	1	0	0	1				
Harvey Kuenn, R OBP: 0.224, SLG: 0.213 (9,7)										0	0	0	0	0	0	0				
Willie Mays, R OBP: 0.349, SLG: 0.432 (1,8)	1-0 F4			1-0 F8		0-0 L5		0-1 HBP		4	1	1	0	0	0	1				
Orlando Cepeda, R OBP: 0.372, SLG: 0.552 (1,3)	2-2 1-3			0-0 HR		1-0 L7		1-1 2B		3	2	1	1	0	0	1				
Felipe Alou, R OBP: 0.341, SLG: 0.542 (1,9)		1-2 5-3		1-2 6-3			1-0 5-3	3-2 HBP		4	0	1	2	0	0	0				
Jim Davenport, R OBP: 0.250, SLG: 0.340 (1,5)		2-1 5-3			1-0 6-3		1-2 HR	2-2 6-3		4	1	2	0	0	0	1				
Ed Bailey, L OBP: 0.416, SLG: 0.740 (1,2)		3-2 F4			1-3 K		2-1 HR	4-0 IBB		3	1	1	2	1	1	1				
Joey Amalfitano, R OBP: 0.266, SLG: 0.241 (1,4)			2-2 F8		1-1 6-3		0-1 5-3	0-0 F6		4	0	0	0	0	0	3				
Billy O'Dell, S OBP: 0.115, SLG: 0.115 (1,1)			1-2 F3				1-1 E6			3	0	0	0	0	0	1				
Don Larsen, R ERA: 1.17 (8,1)										0	0	0	0	0	0	0				
Inning Stats	R: 0 E: 0 K: 0 S: 10	H: 1 LOB: 1 BB: 0 P: 17	R: 0 E: 0 K: 0 S: 8	H: 0 LOB: 0 BB: 0 P: 14	R: 0 E: 0 K: 1 S: 11	H: 0 LOB: 0 BB: 0 P: 15	R: 1 E: 0 K: 0 S: 8	H: 1 LOB: 0 BB: 0 P: 11	R: 0 E: 0 K: 1 S: 7	H: 1 LOB: 1 BB: 0 P: 10	R: 1 E: 0 K: 0 S: 7	H: 1 LOB: 0 BB: 0 P: 10	R: 2 E: 1 K: 0 S: 11	H: 2 LOB: 1 BB: 0 P: 16	R: 2 E: 0 K: 0 S: 12	H: 2 LOB: 2 BB: 1 P: 24	1B: 4 2B: 1 3B: 0 HR: 3	SF: 0 SAC: 0 DP: 0 HBP: 1	WP: 0 PB: 0 SB: 0 CS: 0	PA: 35
PITCHER	IP WLS BF H R ER SO BB IBB HBP BLK WP HR S P ERA WHIP																			
Johnny Podres, L ERA: 3.09 (1,1)	7.1 L 31 7 6 6 2 0 0 1 0 0 0 3 67 101 7.36 0.955																			
Dick Calmus, R ERA: 1.17 (8,1)	0.2 4 1 0 0 0 0 1 0 0 0 0 7 16 0.00 1.500																			

AB 33
R 2
H 7
RBI 2
BB 1
SO 4
LOB 12



AB 33
R 6
H 8
RBI 6
BB 1
SO 2
LOB 10



Batter	1	2	3	4	5	6	7	8	9	10	AB	R	H	RBI	BB	SO	LOB	TOP							
Nate Oliver, R OBP: 0.306, SLG: 0.310 (7, 6)	0-1 FC4-6 1B		6-3		3-2 F8		2-2 F8		3-1 F7		5	0	1	0	0	0	1								
Jim Gilliam, S OBP: 0.375, SLG: 0.429 (7, 4)	2-2 FC4-6 1-2f			2-1 E6 2B		0-0 SH3-4 1B		4-1 1B S BB		1-2 E6 1B	4	2	1	0	1	0	1								
Ron Fairly, L OBP: 0.391, SLG: 0.484 (1, 3)	2-2 F5			4-1 2B BB		0-0 SH3-4 1-2		0-2 6-3 1B		0-0 F3	3	1	1	0	1	0	2								
Tommy Davis, R OBP: 0.353, SLG: 0.448 (8, 8)	1-1 5-3			0-0 F9 CS 2B		0-3 K		0-0 6-3 1B		2-1 PB 1B	5	0	2	3	0	1	4								
Wally Moon, L OBP: 0.304, SLG: 0.373 (8, 7)		1-1 4-3		4-1 F9 BB		1-3 K		4-0 BB		1-1 F7	3	0	0	0	2	1	2								
John Roseboro, L OBP: 0.287, SLG: 0.364 (1, 2)		2-0 4-3		1-3 K				0-0 E 2B		1-1 F5	5	1	1	0	0	1	6								
Willie Davis, L OBP: 0.255, SLG: 0.371 Frank Howard, R OBP: 0.353, SLG: 0.489 (8, 9)		4-0 CS BB		0-1 F9 1-2 2-3				0-0 F5 K			2	0	0	0	1	0	3								
Dick Tracewski, R OBP: 0.311, SLG: 0.227 Lee Walls, R OBP: 0.273, SLG: 0.409 Don Zimmer, R OBP: 0.300, SLG: 0.500 (8, 9)		2-1 CS BB		1-1 F8		3-1 CS		2-3 K		1-0 F7	2	0	0	0	0	1	0								
Don Drysdale, R OBP: 0.208, SLG: 0.226 (1, 1)				0-0 6-3		1-0 F4		1-2 F9		1-3 K	4	0	0	0	0	1	1								
Inning Stats	R: 0 E: 0 K: 2 S: 10	H: 1 LOB: 1 BB: 0 P: 15	R: 0 E: 0 K: 0 S: 4	H: 0 LOB: 0 BB: 1 P: 13	R: 0 E: 0 K: 0 S: 5	H: 0 LOB: 0 BB: 0 P: 6	R: 2 E: 1 K: 1 S: 11	H: 1 LOB: 1 BB: 2 P: 25	R: 0 E: 0 K: 1 S: 9	H: 0 LOB: 0 BB: 0 P: 15	R: 0 E: 0 K: 2 S: 9	H: 1 LOB: 1 BB: 0 P: 10	R: 1 E: 1 K: 0 S: 13	H: 1 LOB: 1 BB: 0 P: 17	R: 0 E: 0 K: 1 S: 6	H: 0 LOB: 0 BB: 0 P: 11	R: 1 E: 1 K: 1 S: 10	H: 1 LOB: 1 BB: 0 P: 15	1B: 4 2B: 2 3B: 0 HR: 0	SF: 0 SAC: 1 DP: 0 HBP: 0	WP: 0 PB: 1 SB: 1 CS: 2	PA: 44			
PITCHER	IP 3.0	WLS 14	BF 2	H 2	R 2	ER 1	SO 0	BB 3	IBB 0	HBP 0	BLK 0	WP 0	HR 0	S 24	P 49	ERA 3.00	WHIP 1.667								
Jack Sanford, R ERA: 2.48 Gaylord Perry, R ERA: 1.05 Billy Pierce, L ERA: 3.3 Don Larsen, R ERA: 1.76	(1, 1) (4, 1) (8, 1) (8, 1)																								

Los Angeles Dodgers @ San Francisco Giants
Candlestick Park, San Francisco, CA
Sun May 26 1963, 6:33 AM EDT
Att: 41,668 - Unknown

AB 36
R 4
H 6
RBI 3
BB 5
SO 6
LOB 23

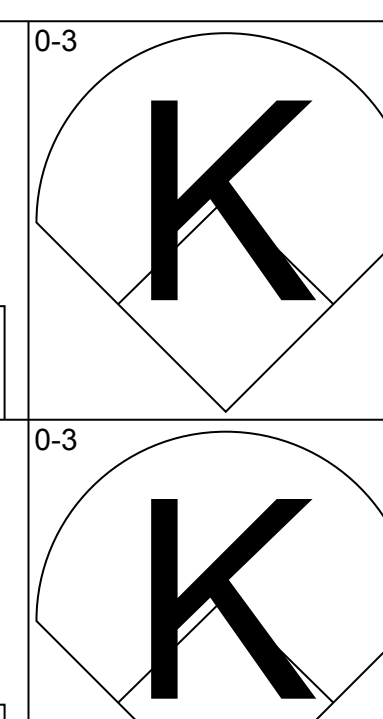
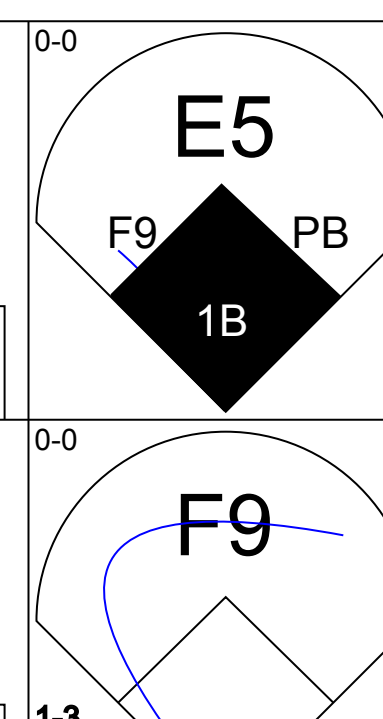
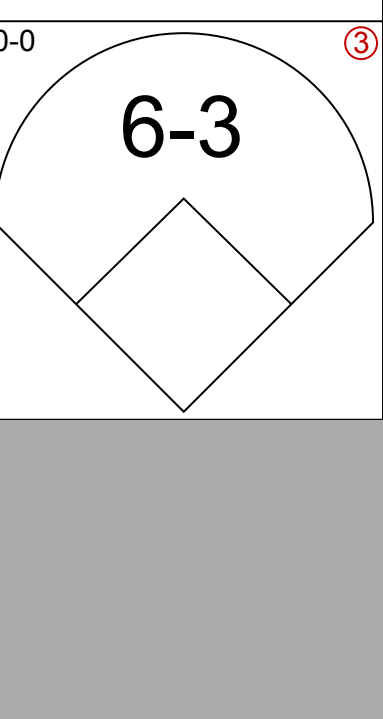
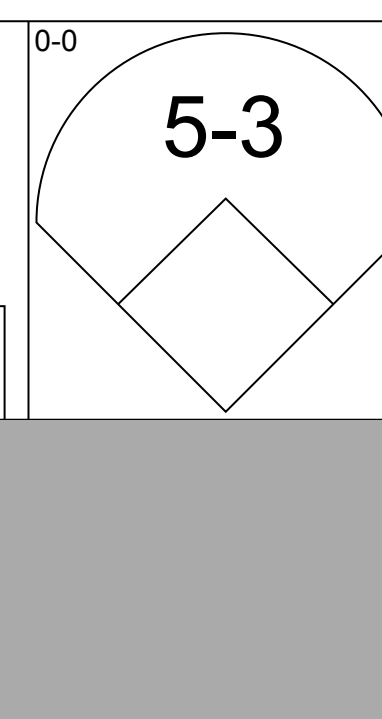
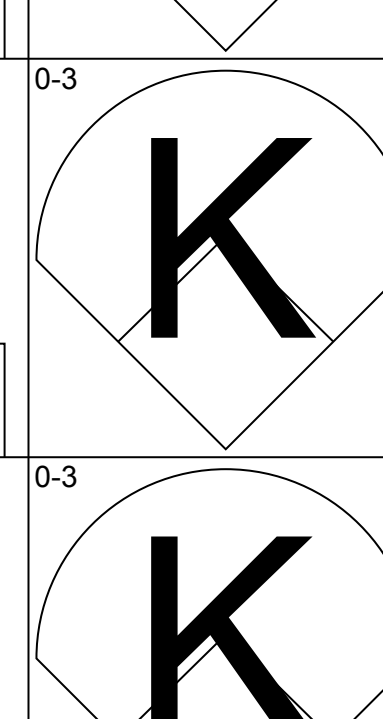
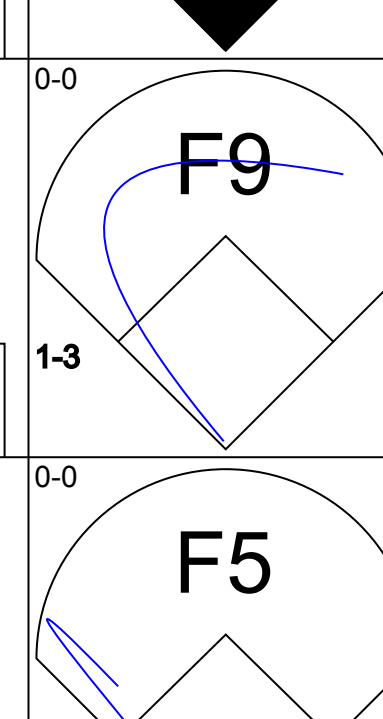
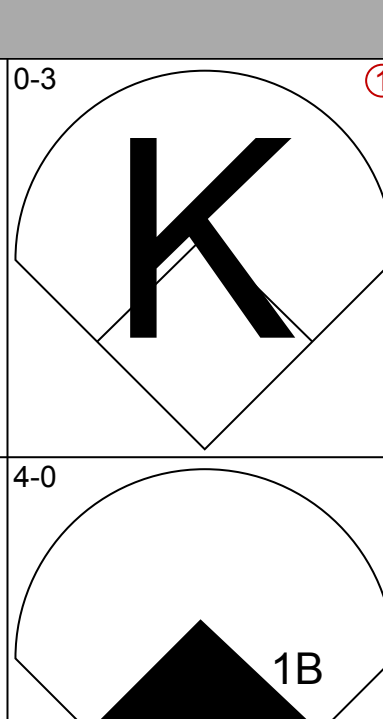
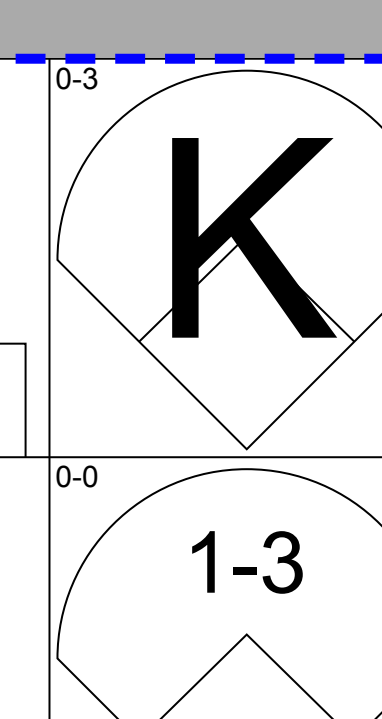
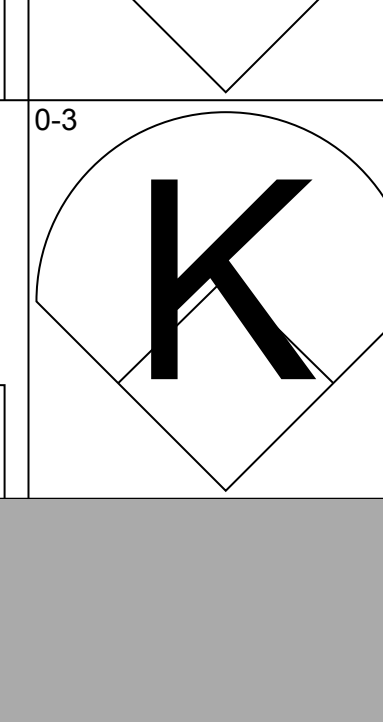
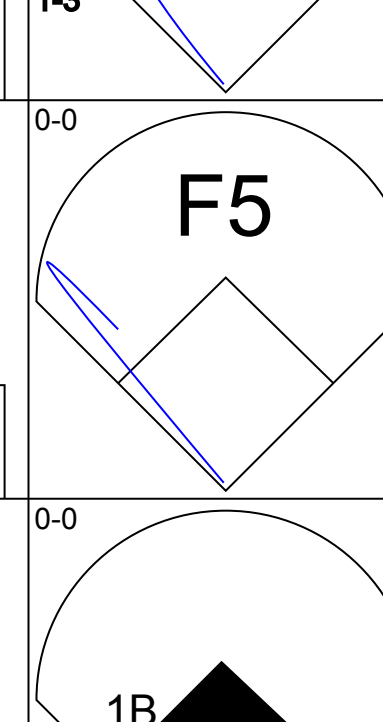
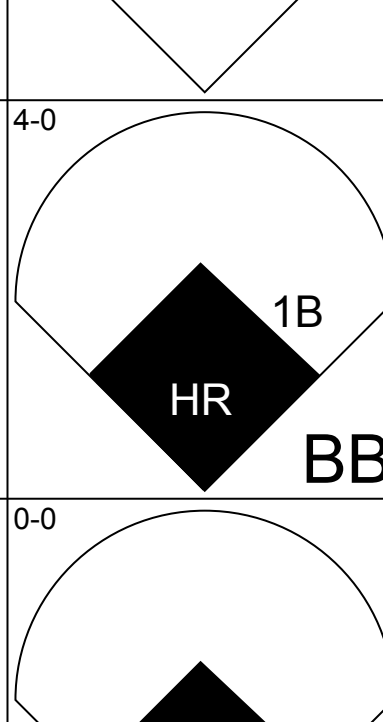
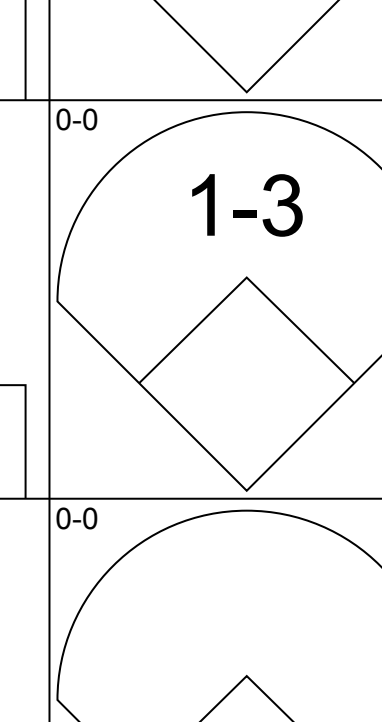
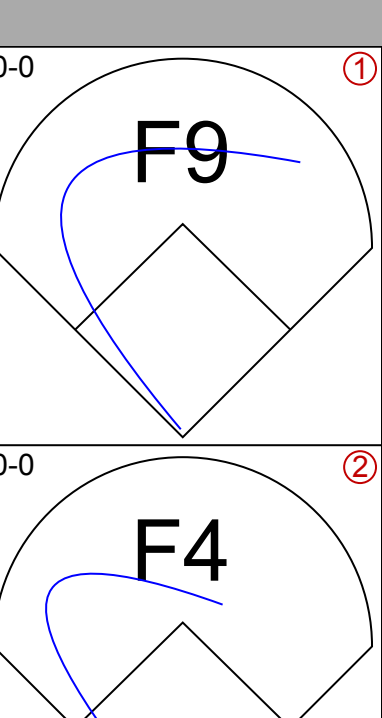
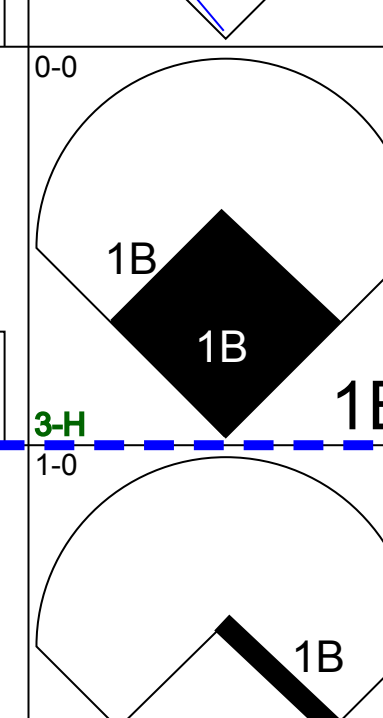
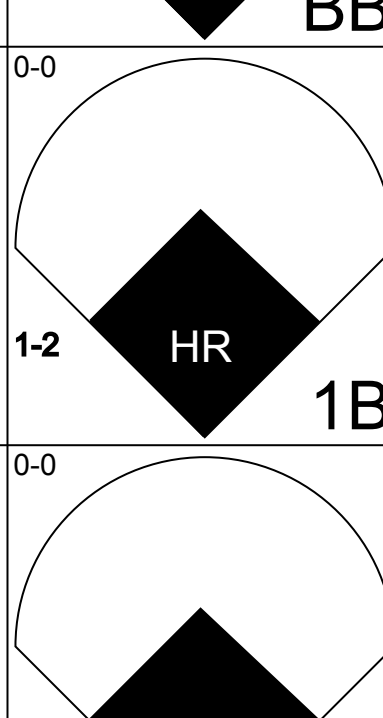
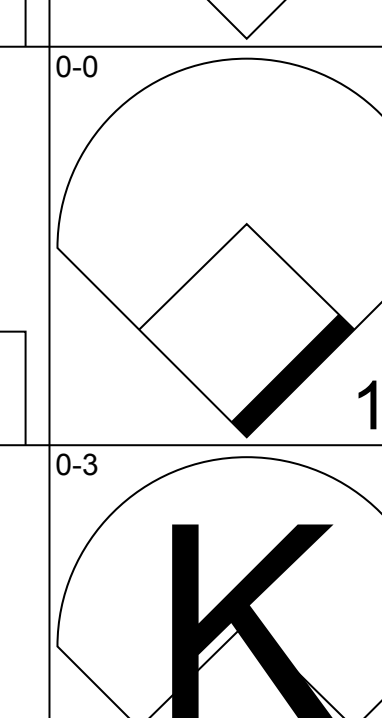
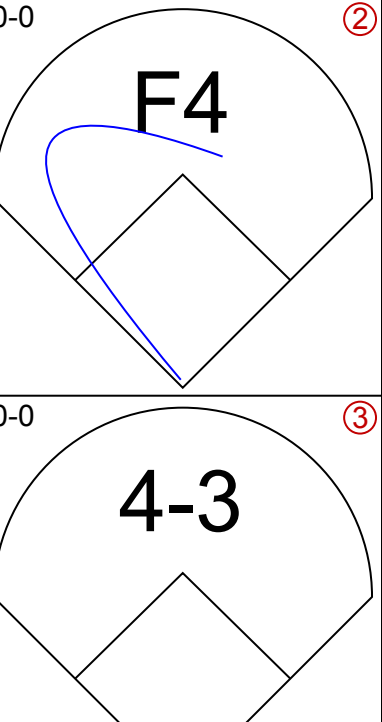
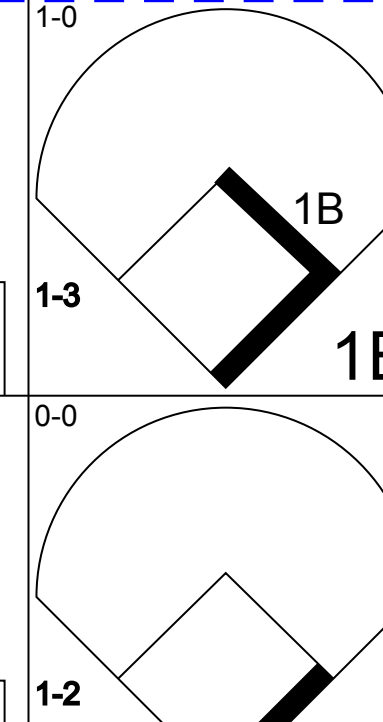
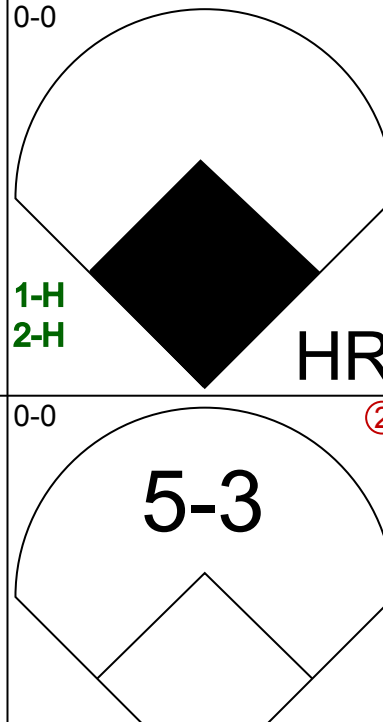


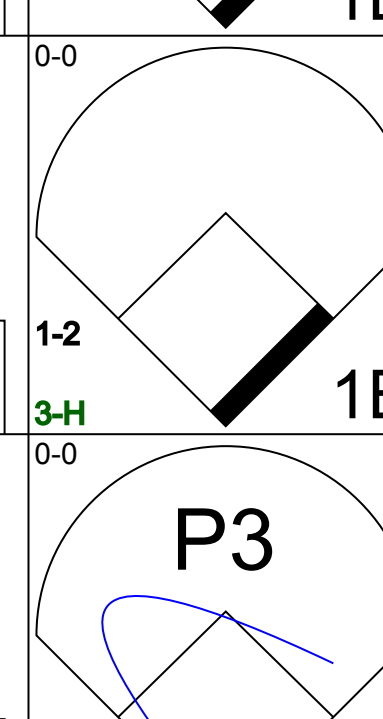
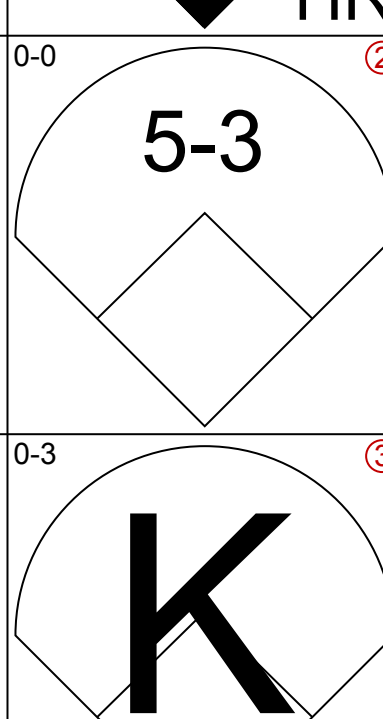
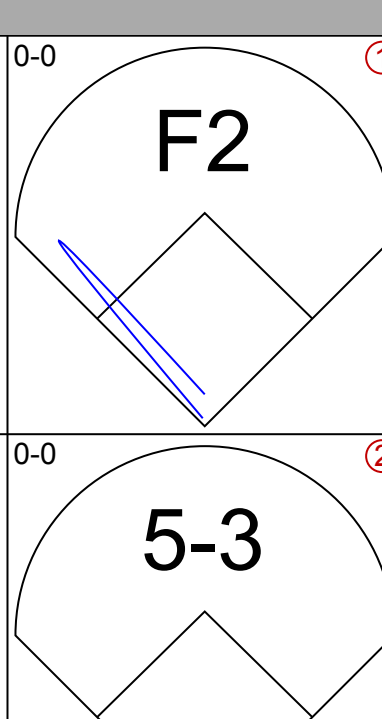
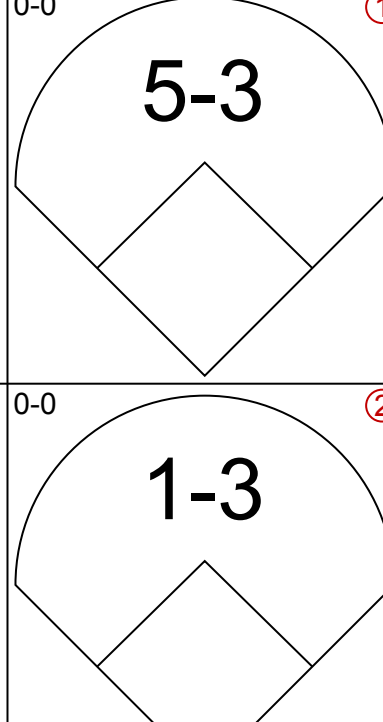
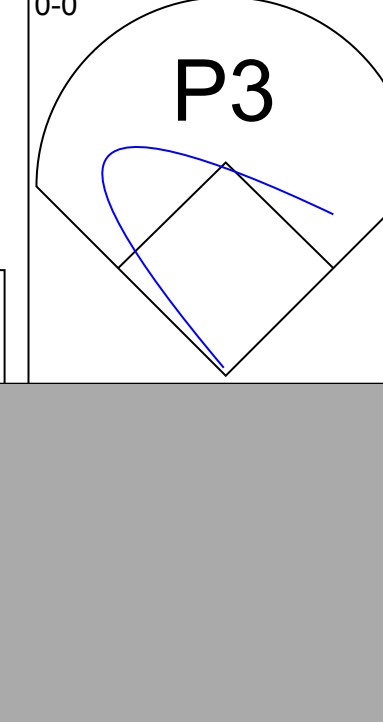

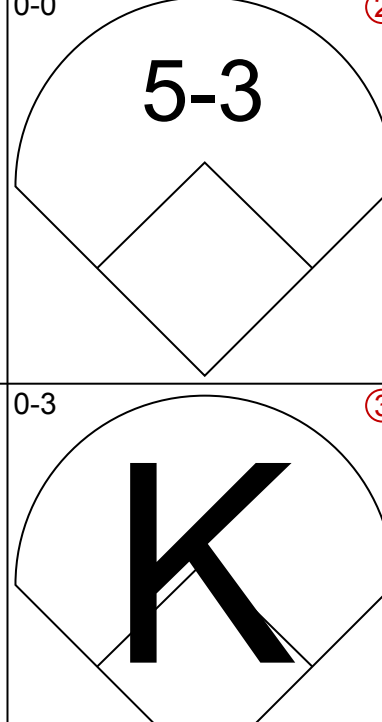
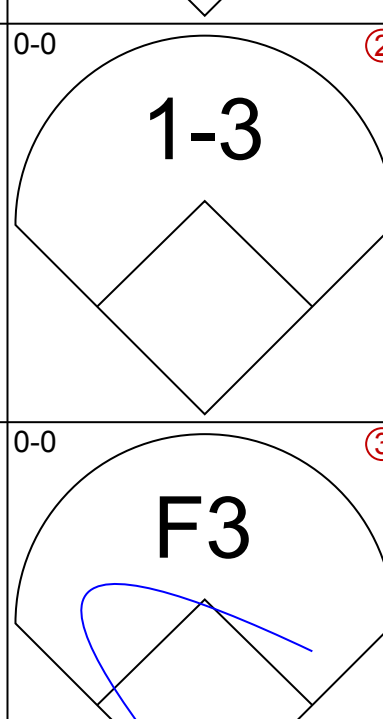
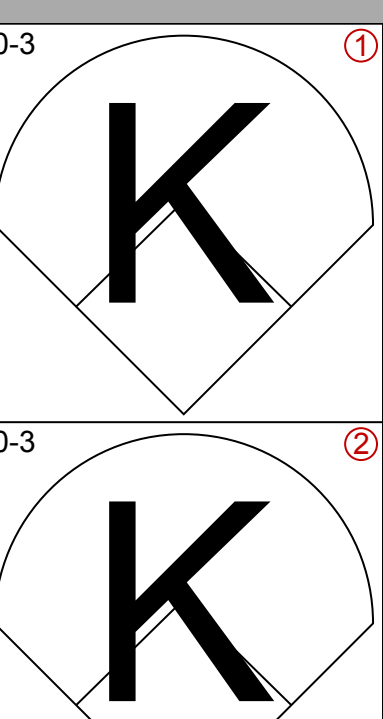
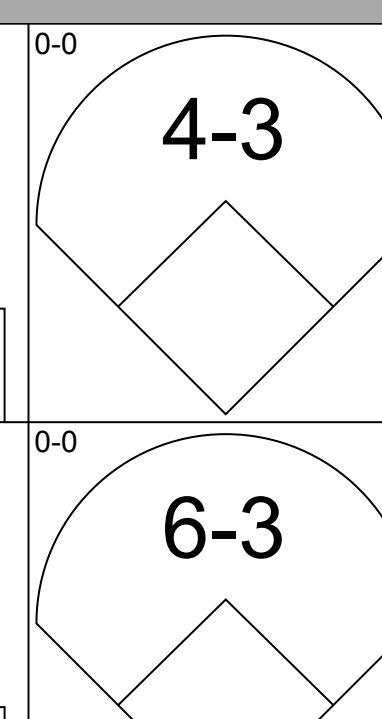
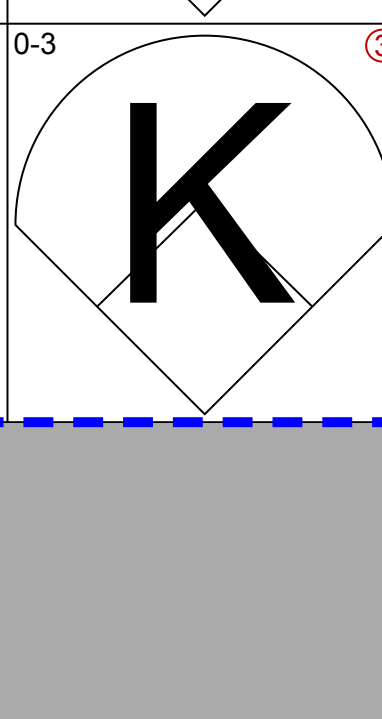
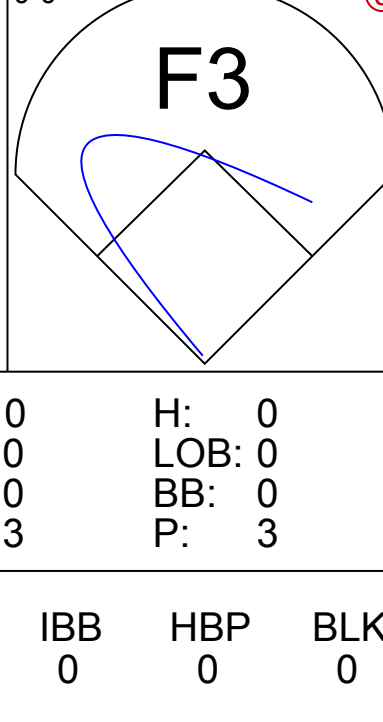
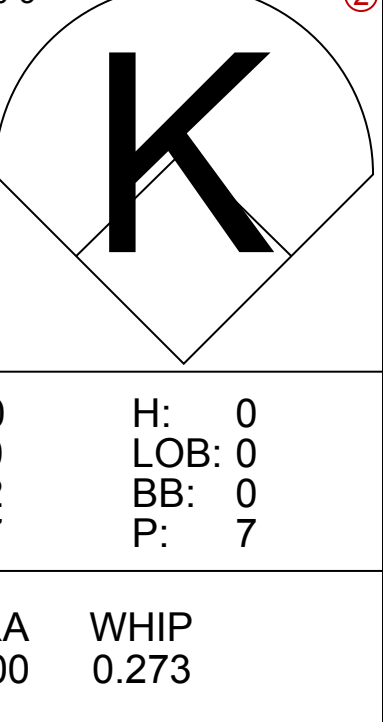
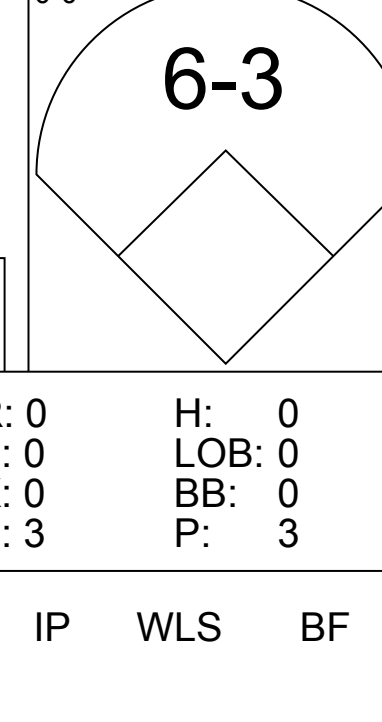



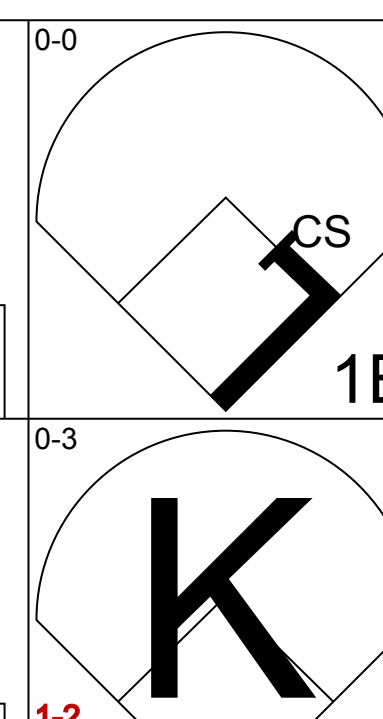
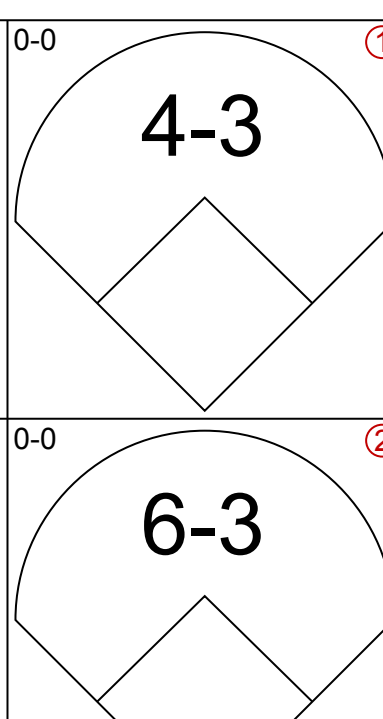
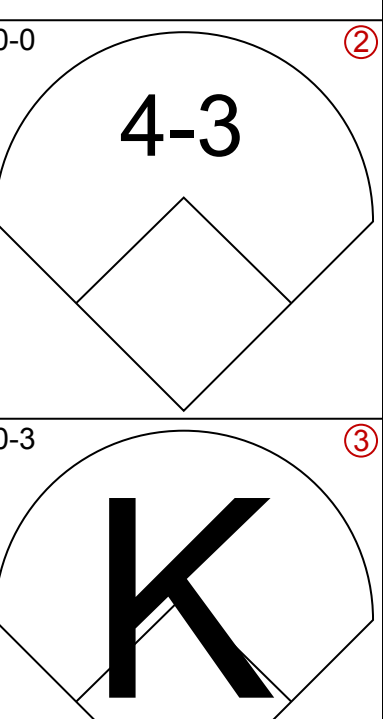
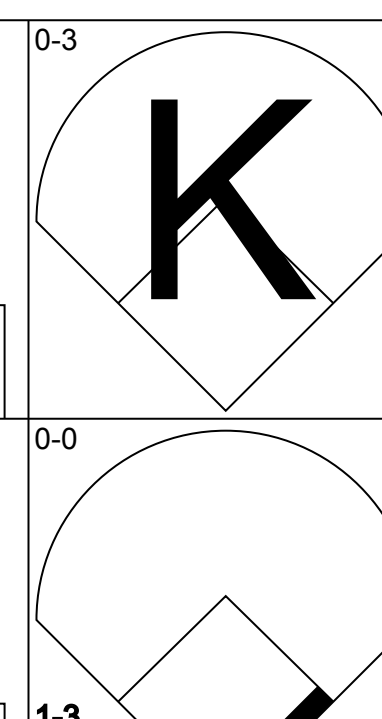
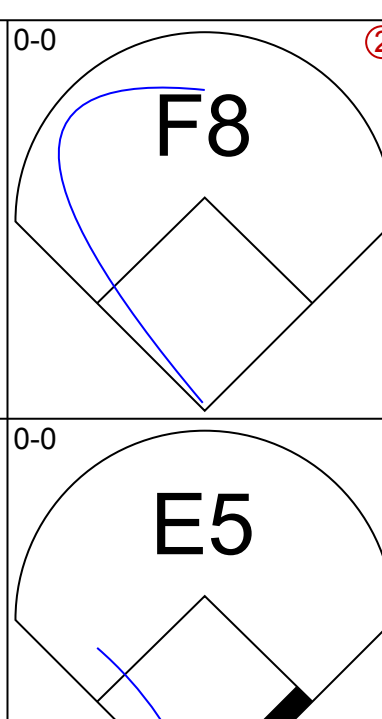
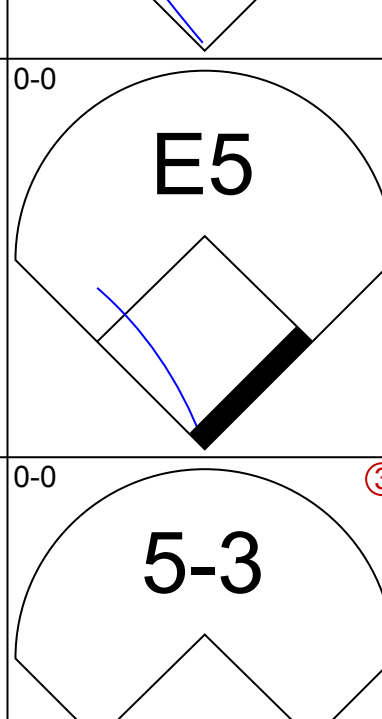
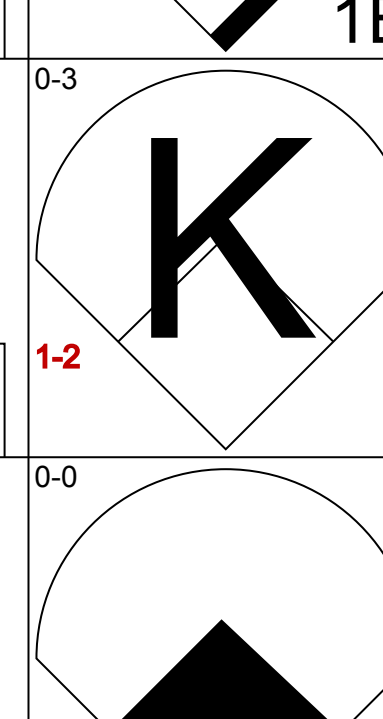
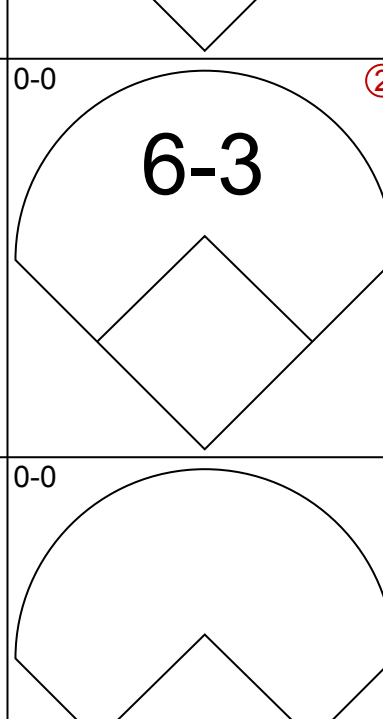
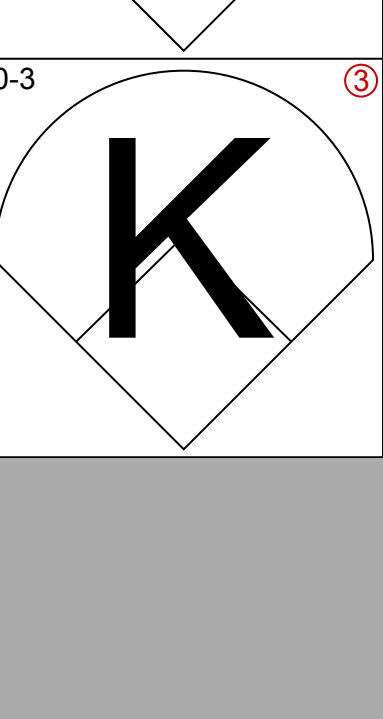
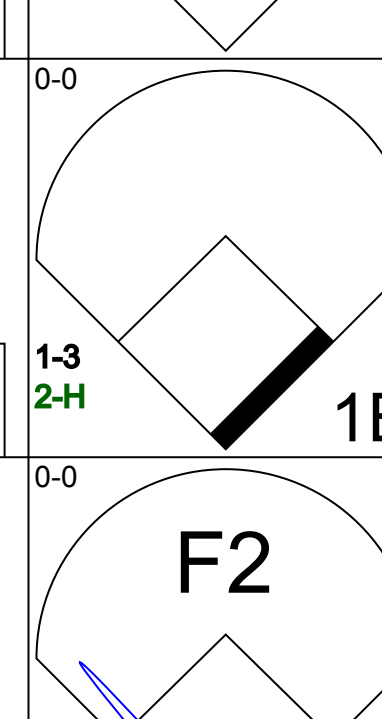
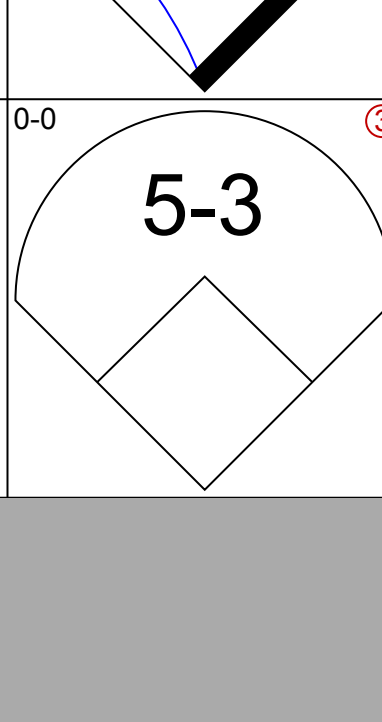

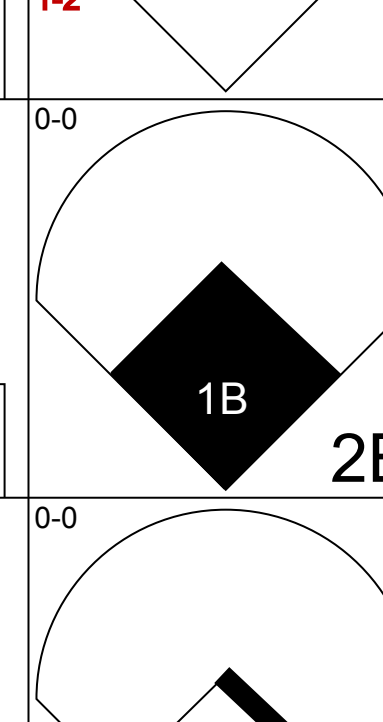
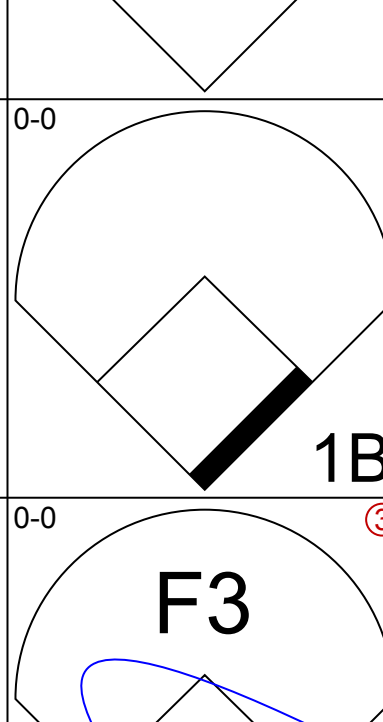
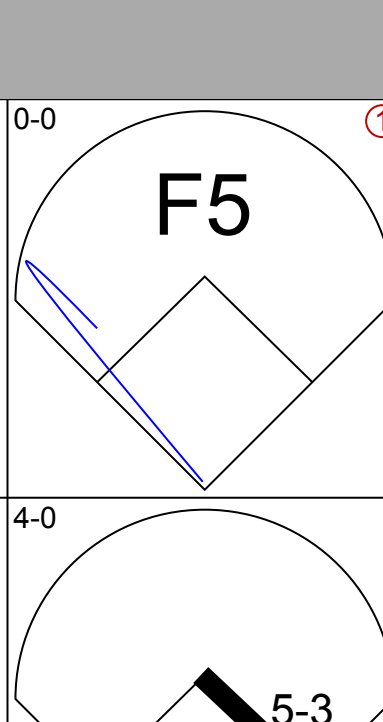
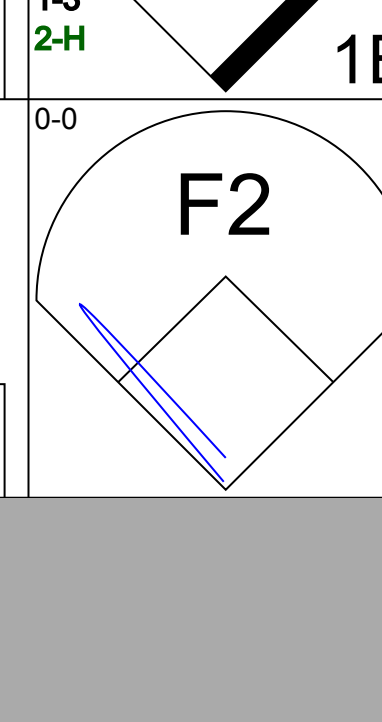

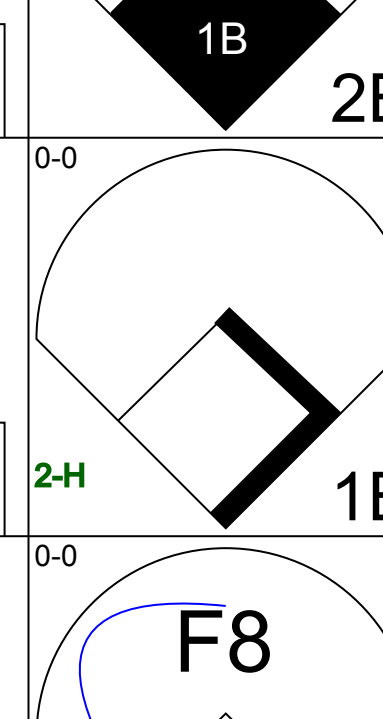
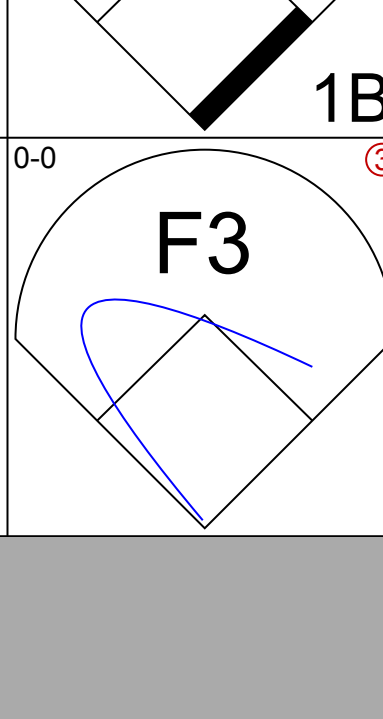
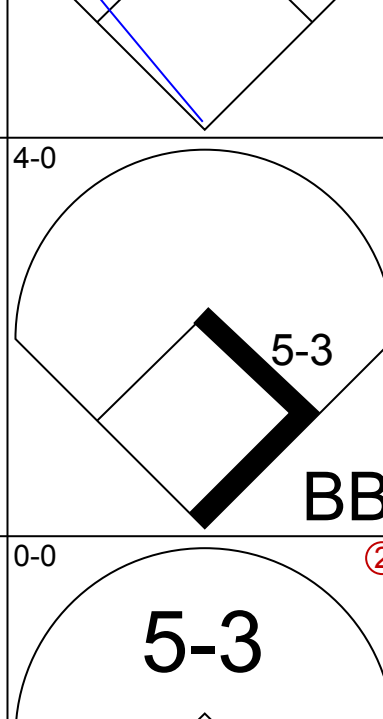
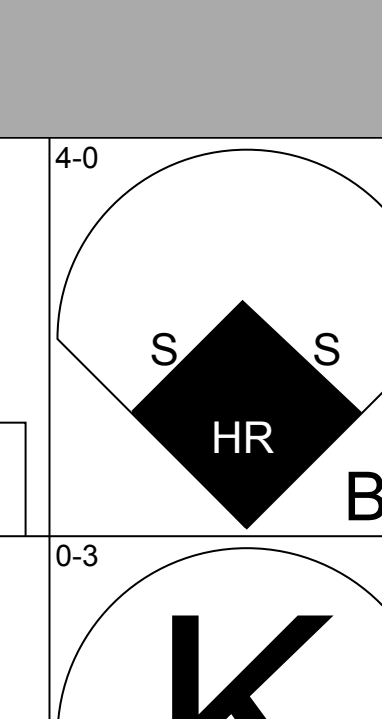
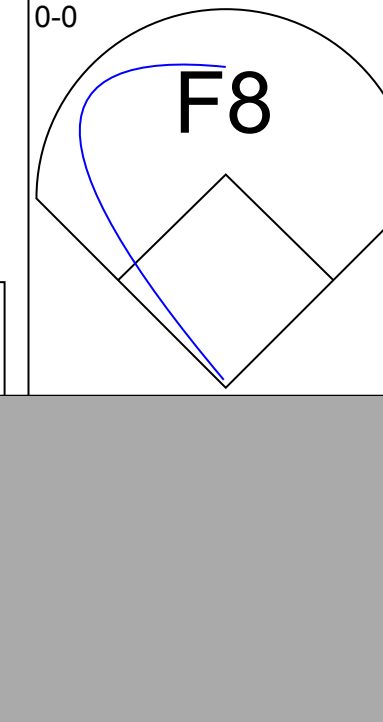
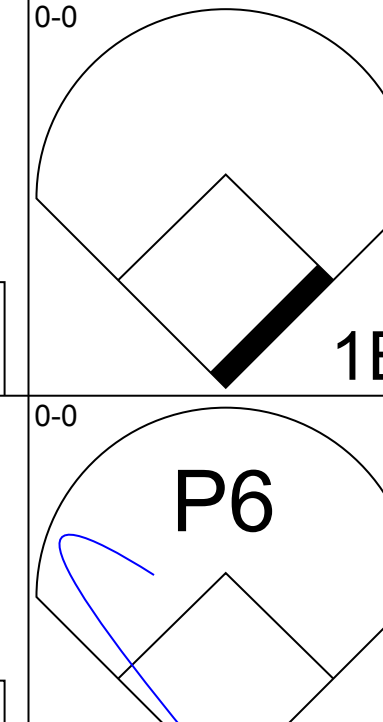
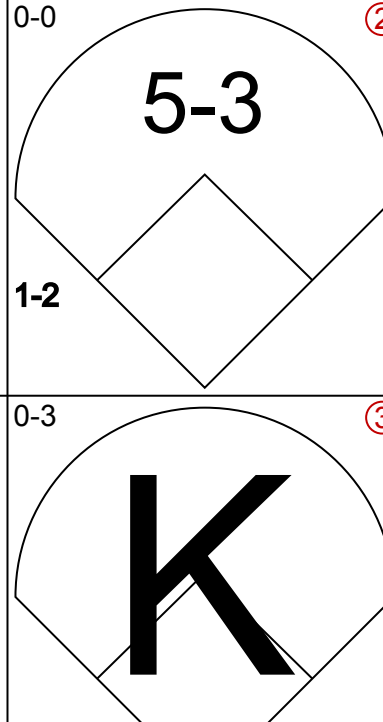
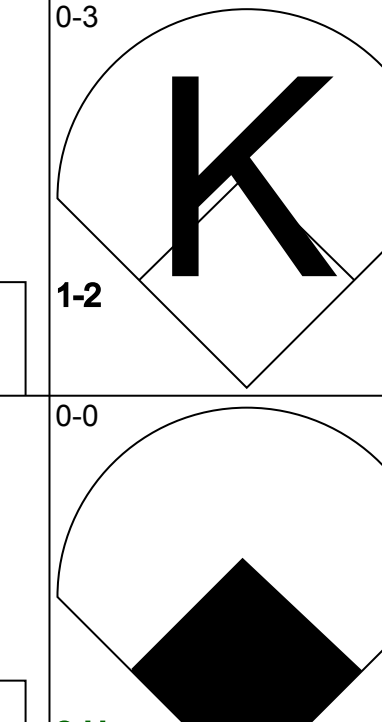
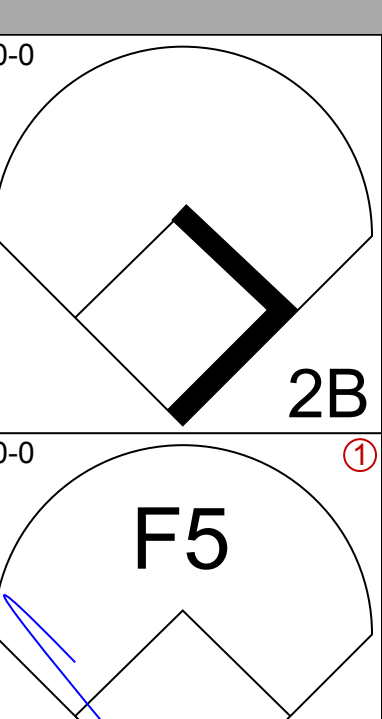
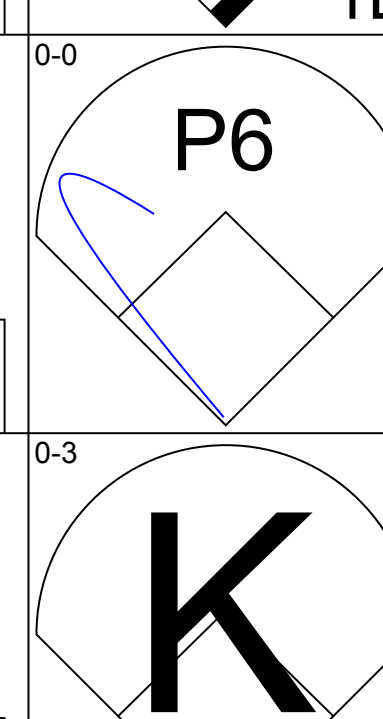

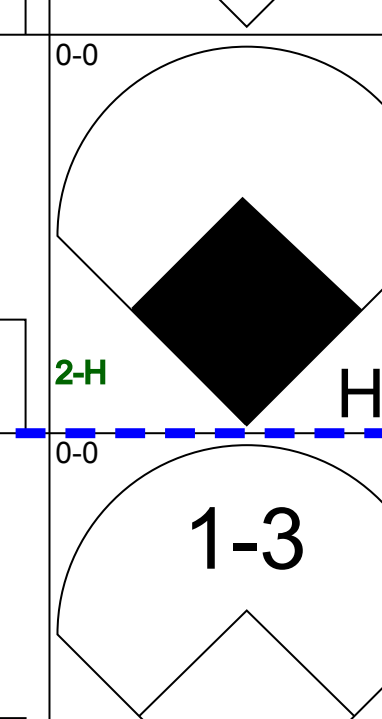
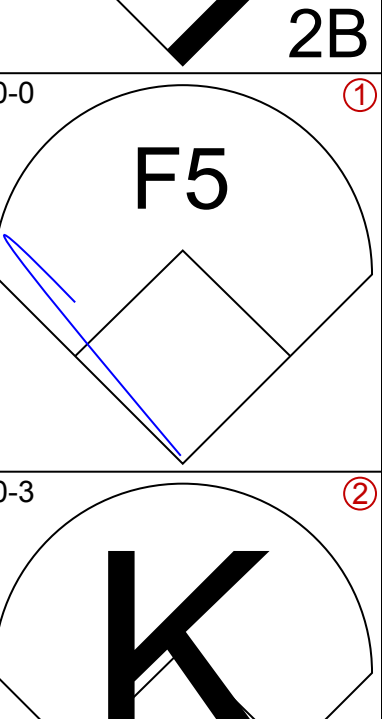
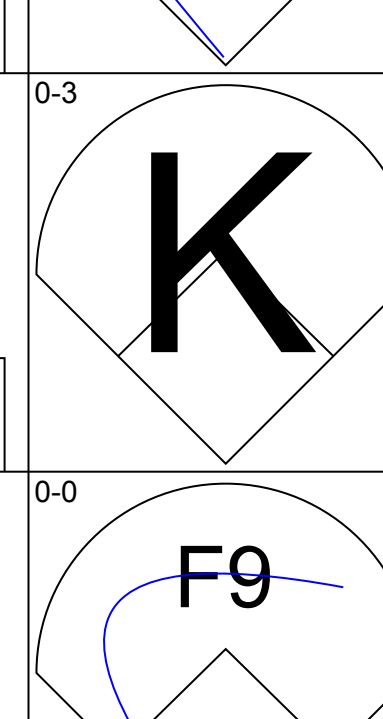
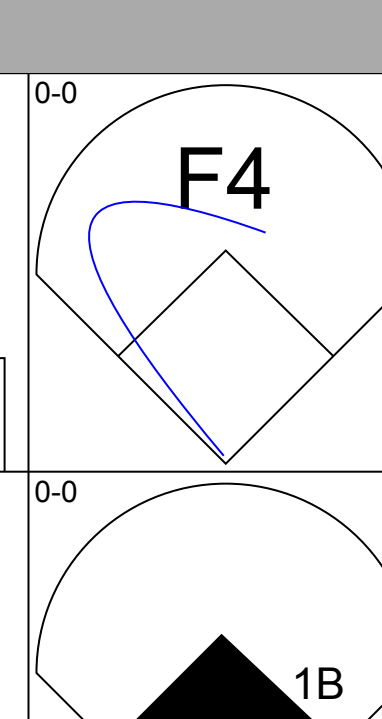
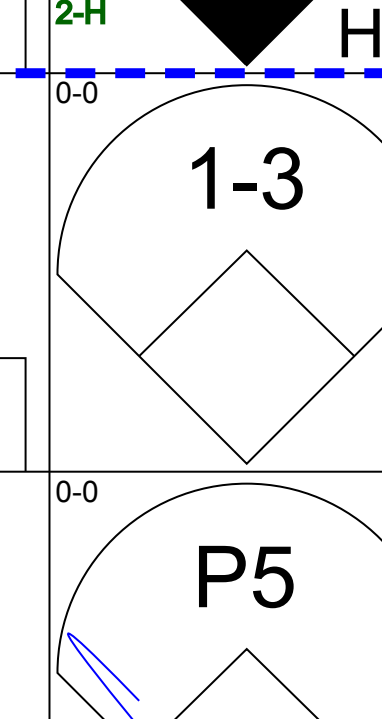
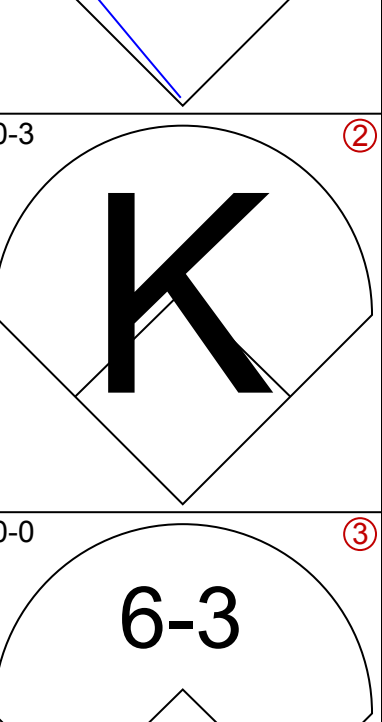
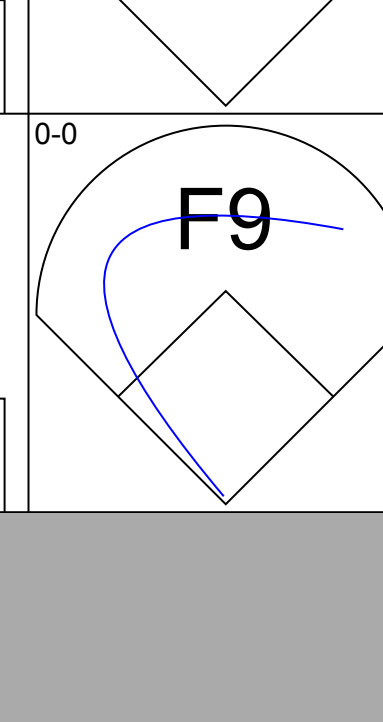
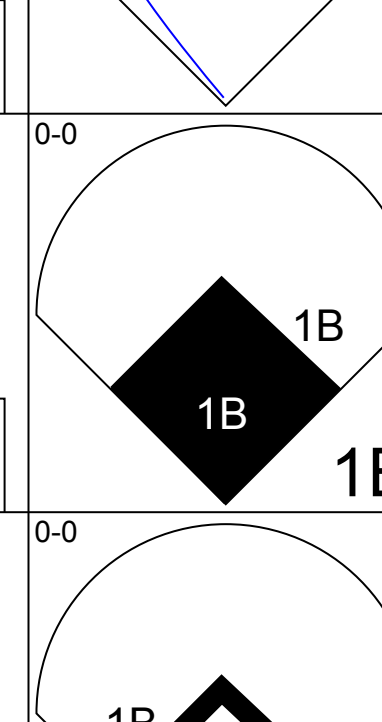
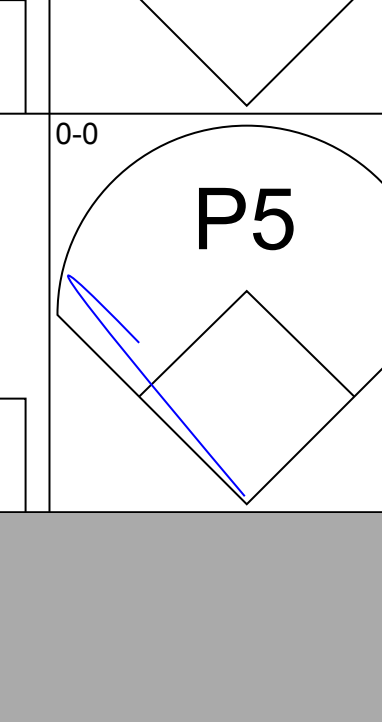
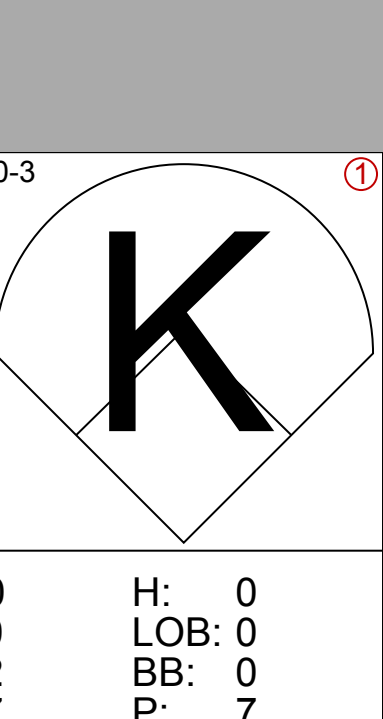
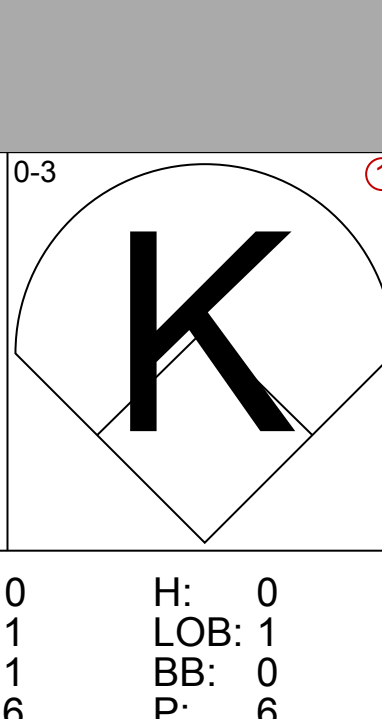
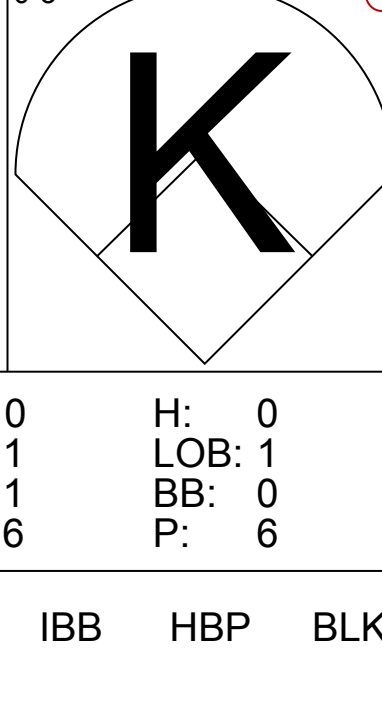
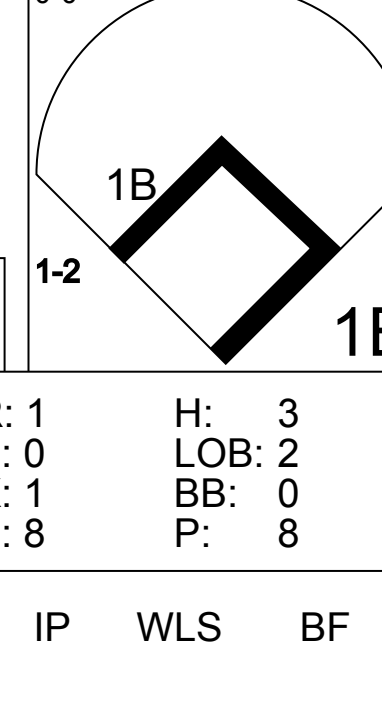
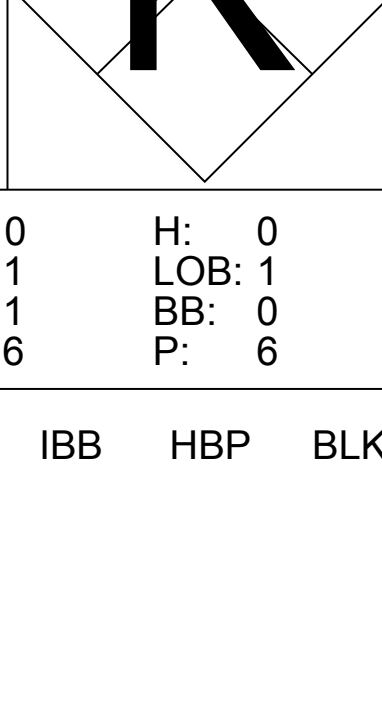
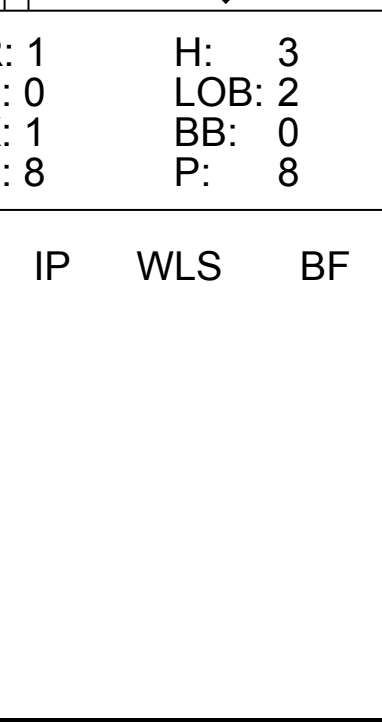
Batter	1	2	3	4	5	6	7	8	9	10	AB	R	H	RBI	BB	SO	LOB	BOTTOM							
Jim Davenport, R OBP: 0.306, SLG: 0.383 (1, 5)	0-2 HR		1-2 1B		1-0 2B			3-2 FC1-6 1B		0-0 6-3	5	1	4	1	0	0	0								
Willie Mays, R OBP: 0.342, SLG: 0.422 (1, 8)	0-3 K		0-0 F8-4-1-3 1-2		2-1 F2			0-0 FC1-6 FC4-6 1-2f			4	0	0	0	0	1	3								
Willie McCovey, L OBP: 0.384, SLG: 0.527 (1, 7)	0-1 4-3		2-0 F9				2-2 F8		0-0 FC4-6 1-2f		4	0	0	0	0	0	1								
Orlando Cepeda, R OBP: 0.370, SLG: 0.542 (1, 3)	2-3 K			0-1 6-3		1-1 1B HBP		2-0 F4			3	1	0	0	0	1	1								
Felipe Alou, R OBP: 0.340, SLG: 0.564 (1, 9)		0-1 FC3-6 1B		0-1 HR		0-2 1B		1-3 SF7-5-4 1B		1-3 K	4	1	3	1	0	1	0								
Tom Haller, L OBP: 0.301, SLG: 0.383 (1, 2)		1-1 L8		2-2 F9		0-0 SF7-5-4 1-2 3-H		0-0 F4			3	0	0	1	0	0	1								
Joey Amalfitano, R OBP: 0.265, SLG: 0.241 (1, 4)		0-1 FC3-6 1B		1-2 4-3				2-2 F3		1-2 4-3	4	0	1	0	0	0	0								
Jose Pagan, R OBP: 0.251, SLG: 0.256 Ed Bailey, L OBP: 0.411, SLG: 0.731 (10, PH)		1-1 FC3-6						2-1 F5		3-2 4-3	3	0	0	0	0	0	2								
Jack Sanford, R OBP: 0.250, SLG: 0.281 Gaylord Perry, R Billy Pierce, L Don Larsen, R Matty Alou, L OBP: 0.154, SLG: 0.154 (10, PH)	(1, 1) (4, 1) (8, 1) (8, 1) (10, PH)		1-3 K		1-2 4-3			2-2 6-3		3-3 K	1	0	0	0	0	1	2								
Inning Stats	R: 1 E: 0 K: 2 S: 12	H: 1 LOB: 0 BB: 0 P: 14	R: 0 E: 0 K: 1 S: 11	H: 2 LOB: 2 BB: 0 P: 14	R: 0 E: 0 K: 0 S: 5	H: 1 LOB: 0 BB: 0 P: 8	R: 1 E: 0 K: 0 S: 10	H: 1 LOB: 0 BB: 0 P: 13	R: 0 E: 0 K: 0 S: 7	H: 1 LOB: 1 BB: 1 P: 11	R: 1 E: 0 K: 8 S: 8	H: 1 LOB: 0 BB: 0 P: 11	R: 0 E: 0 K: 0 S: 6	H: 1 LOB: 1 BB: 0 P: 11	R: 0 E: 0 K: 1 S: 7	H: 0 LOB: 0 BB: 0 P: 9	R: 0 E: 0 K: 1 S: 8	H: 0 LOB: 0 BB: 0 P: 14	1B: 5 2B: 3 3B: 0 HR: 2	SF: 1 SAC: 0 DP: 2 HBP: 1	WP: 0 PB: 0 SB: 0 CS: 0	PA: 37			
PITCHER	IP 10.0	WLS W	BF 37	H 8	R 3	ER 3	SO 5	BB 0	IBB 0	HBP 1	BLK 0	WP 0	HR 2	S 82	P 119	ERA 2.70	WHIP 0.800								

Los Angeles Dodgers @ San Francisco Giants
Candlestick Park, San Francisco, CA
Sun May 26 1963, 6:33 AM EDT
Att: 41,668 - Unknown

AB 35
R 3
H 8
RBI 3
BB 0
SO 5
LOB 10



Batter	1	2	3	4	5	6	7	8	9	AB	R	H	RBI	BB	SO	LOB	TOP		
Jim Davenport, R (1, 5) OBP: 0.292, SLG: 0.363				 F9 PB 1B						4	1	0	0	0	1	0	San Francisco Giants @ Cincinnati Reds Crosley Field, Cincinnati, OH Wed May 29 1963, 7:05 PM EDT Att: 13,964 - Unknown		
Willie Mays, R (1, 8) OBP: 0.333, SLG: 0.405				 1-3						4	0	0	0	0	3	1			
Willie McCovey, L (1, 7) OBP: 0.361, SLG: 0.517										3	1	0	0	1	1	1			
Orlando Cepeda, R (1, 3) OBP: 0.380, SLG: 0.557				 3-H 1-0						4	2	3	1	0	0	0			
Ed Bailey, L (1, 2) OBP: 0.408, SLG: 0.729				 1-3		 1-H 2-H				4	1	2	3	0	1	1			
Felipe Alou, R (1, 9) OBP: 0.345, SLG: 0.550				 1-2						4	0	1	1	0	0	0			
Joey Amalfitano, R (1, 4) OBP: 0.260, SLG: 0.228										4	0	0	0	0	1	2			
Jose Pagan, R (1, 6) OBP: 0.247, SLG: 0.252										4	0	0	0	0	2	0			
Juan Marichal, R (1, 1) OBP: 0.207, SLG: 0.214										3	0	0	0	0	1	0			
Billy Pierce, L (8, 1)										0	0	0	0	0	0	0			
Inning Stats	R: 0 E: 0 K: 3 S: 9	H: 0 LOB: 0 BB: 0 P: 9	R: 0 E: 0 K: 0 S: 3	H: 0 LOB: 0 BB: 0 P: 3	R: 0 E: 0 K: 0 S: 3	H: 0 LOB: 0 BB: 0 P: 3	R: 2 E: 1 K: 0 S: 7	H: 3 LOB: 2 BB: 0 P: 8	R: 0 E: 0 K: 2 S: 7	H: 0 LOB: 0 BB: 0 P: 7	R: 3 E: 0 K: 0 S: 9	H: 2 LOB: 0 BB: 1 P: 13	R: 0 E: 0 K: 0 S: 3	H: 0 LOB: 1 BB: 0 P: 8	R: 0 E: 0 K: 1 S: 5	H: 0 LOB: 0 BB: 0 P: 5	1B: 5 2B: 0 3B: 0 HR: 1	SF: 0 SAC: 0 DP: 0 HBP: 0	WP: 0 PA: 35 PB: 1 CS: 0
PITCHER	IP WLS BF H R ER SO BB IBB HBP BLK WP HR S P ERA WHIP																		
Bob Purkey, R (1, 1) ERA: 3.25	3.2 L 13 1 2 0 3 0 0 0 0 0 0 0 19 19 0.00 0.273																		
John Tsitouris, R (4, 1) ERA: 6.65	3.1 15 4 3 3 4 1 0 0 0 0 1 22 27 8.10 1.500																		
Al Worthington, R (8, 1) ERA: 2.53	2.0 7 1 0 0 3 0 0 0 0 0 0 0 13 13 0.00 0.500																		

Batter	1	2	3	4	5	6	7	8	9	AB	R	H	RBI	BB	SO	LOB	BOTTOM				
Pete Rose, S (1, 4) OBP: 0.358, SLG: 0.356										4	0	1	0	0	1	2	San Francisco Giants @ Cincinnati Reds Crosley Field, Cincinnati, OH Wed May 29 1963, 7:05 PM EDT Att: 13,964 - Unknown				
Ken Walters, R (9, FH) OBP: 0.259, SLG: 0.333										1	0	0	0	0	0	0					
Bob Skinner, L (1, 7) OBP: 0.333, SLG: 0.363							 1-3 2-H			4	0	1	1	0	2	1					
Tommy Harper, R (9, FH) OBP: 0.338, SLG: 0.220										1	0	0	0	0	0	0					
Vada Pinson, L (1, 8) OBP: 0.326, SLG: 0.414										5	1	2	0	0	0	3					
Frank Robinson, R (1, 9) OBP: 0.379, SLG: 0.457	 2-H									2	1	1	1	2	0	1					
Daryl Spencer, R (1, 5) OBP: 0.418, SLG: 0.383										4	0	1	0	0	1	3					
Marty Keough, L (1, 3) OBP: 0.283, SLG: 0.415								 2-H		4	1	2	2	0	1	2					
Johnny Edwards, L (1, 2) OBP: 0.342, SLG: 0.384										4	0	0	0	0	1	2					
Leo Cardenas, R (1, 6) OBP: 0.269, SLG: 0.398										4	1	1	0	0	1	2					
Bob Purkey, R (1, 1) OBP: 0.364, SLG: 0.125										1	0	0	0	0	0	1					
John Tsitouris, R (4, 1)										1	0	0	0	0	1	0					
Gordy Coleman, L (7, FH) OBP: 0.252, SLG: 0.378									 1-2	1	0	1	0	0	0	0					
Al Worthington, R (8, 1)										0	0	0	0	0	0	0					
Don Pavletich, R (9, FH) OBP: 0.286, SLG: 0.222										1	0	0	0	0	1	0					
Inning Stats	R: 1 E: 0 K: 1 S: 7	H: 3 LOB: 1 BB: 0 P: 7	R: 0 E: 0 K: 1 S: 6	H: 1 LOB: 1 BB: 0 P: 6	R: 0 E: 0 K: 0 S: 4	H: 1 LOB: 1 BB: 0 P: 4	R: 0 E: 0 K: 1 S: 6	H: 1 LOB: 0 BB: 0 P: 6	R: 0 E: 0 K: 2 S: 7	H: 0 LOB: 0 BB: 0 P: 7	R: 0 E: 0 K: 1 S: 5	H: 0 LOB: 1 BB: 1 P: 9	R: 1 E: 0 K: 1 S: 8	H: 3 LOB: 2 BB: 0 P: 8	R: 2 E: 0 K: 1 S: 6	H: 1 LOB: 0 BB: 1 P: 10	R: 0 E: 1 K: 1 S: 6	H: 0 LOB: 1 BB: 0 P: 6	1B: 7 2B: 2 3B: 0 HR: 1	SF: 0 SAC: 0 DP: 0 HBP: 0	WP: 0 PA: 39 PB: 2 CS: 1
PITCHER	IP WLS BF H R ER SO BB IBB HBP BLK WP HR S P ERA WHIP																				
Juan Marichal, R (1, 1) ERA: 2.95	7.1 W 33 10 4 4 8 2 0 0 0 0 0 0 47 55 4.91 1.636																				
Billy Pierce, L (8, 1) ERA: 3.13	1.2 S 6 0 0 0 1 0 0 0 0 0 0 0 8 8 0.00 0.000																				

Batter	1	2	3	4	5	6	7	8	9	AB	R	H	RBI	BB	SO	LOB	TOP							
Cap Peterson, R (1,4) Harvey Kuenn, R (9,7) OBP: 0.300, SLG: 0.500 OBP: 0.264, SLG: 0.260	0-0 F8 1B SF9 1B	0-3 K	0-3 K	0-0 K	0-0 HR	0-0 2B 1-H 2-H		0-3 K		5 0	2 0	3 0	1 0	1 0	0 0	2 0	4 0							
Willie McCovey, L (1,7) Ernie Bowman, R (9,4) OBP: 0.376, SLG: 0.506 OBP: 0.250, SLG: 0.375	0-0 1-2 1B		0-3 K		0-3 K		0-0 E1		0-0 G3	5 0	0 0	1 0	1 0	0 0	2 0	0 0								
Willie Mays, R (1,8) OBP: 0.325, SLG: 0.393	0-0 F8 2-3		0-0 P4		0-0 4-3		0-3 K		0-0 F9	5 0	0 0	0 0	0 0	0 0	1 1	3 0								
Orlando Cepeda, R (1,3) OBP: 0.381, SLG: 0.559	0-0 SF9		0-0 1B 2B		4-0 PO BB		0-0 F9		0-3 K	3 1	1 1	1 1	1 1	1 1	1 1									
Felipe Alou, R (1,9) OBP: 0.348, SLG: 0.565	0-0 P6		0-0 1B		0-0 PO HR		0-3 K			4 1	2 2	0 0	1 1	2 2										
Jim Davenport, R (1,5) OBP: 0.302, SLG: 0.371		0-0 2B	0-0 6-3		4-0 1B BB			4-0 1B BB		2 1	1 1	0 0	2 0	0 1										
Ed Bailey, L (1,2) OBP: 0.392, SLG: 0.697		0-3 K		0-3 K		0-0 F7		0-0 P4		4 0	0 0	0 0	0 2	3 3										
Jose Pagan, R (1,6) OBP: 0.253, SLG: 0.253		4-0 BB		0-3 K		0-0 1B 2B 1B		0-0 F9		3 0	1 1	0 1	1 1	1 1										
Billy O'Dell, S (1,1) Bobby Bolin, R (7,1) OBP: 0.138, SLG: 0.138 OBP: 0.500, SLG: 0.250		0-3 K		0-3 K		0-0 1-2 2B 1B		0-0 1-2 2B 1B		3 1	0 0	1 1	1 0	2 0	2 0									
Inning Stats	R: 1 E: 0 K: 0 S: 5	H: 2 LOB: 1 BB: 0 P: 5	R: 0 E: 0 K: 3 S: 10	H: 1 LOB: 2 BB: 1 P: 14	R: 1 E: 0 K: 1 S: 7	H: 2 LOB: 1 BB: 0 P: 7	R: 0 E: 0 K: 3 S: 9	H: 0 LOB: 0 BB: 0 P: 9	R: 1 E: 0 K: 1 S: 5	H: 1 LOB: 0 BB: 1 P: 9	R: 2 E: 0 K: 0 S: 5	H: 4 LOB: 2 BB: 1 P: 9	R: 0 E: 1 K: 2 S: 8	H: 0 LOB: 1 BB: 0 P: 8	R: 0 E: 0 K: 1 S: 6	H: 1 LOB: 2 BB: 1 P: 10	R: 0 E: 0 K: 1 S: 5	H: 0 LOB: 0 BB: 0 P: 5	1B: 6 2B: 3 3B: 0 HR: 2	SF: 1 SAC: 0 DP: 0 HBP: 0	WP: 0 PB: 0 SB: 0 CS: 0	PA: 41		
PITCHER	IP WLS BF H R ER SO BB IBB HBP BLK WP HR S P ERA WHIP	Joe Nuxhall, L (1,1) ERA: 2.61	6.0 L 28 10 5 5 8 3 0 0 0 0 2 41 53 7.50 2.167	Jim Owens, R (7,1) ERA: 9.22	2.0 9 1 0 0 3 1 0 0 0 0 0 14 18 0.00 1.000	Dom Zanni, R (9,1) ERA: 9.64	1.0 3 0 0 0 1 0 0 0 0 0 0 5 5 0.00 0.000	PITCHER	IP WLS BF H R ER SO BB IBB HBP BLK WP HR S P ERA WHIP															

San Francisco Giants @ Cincinnati Reds
Crosley Field, Cincinnati, OH
Thu May 30 1963, 7:05 PM EDT
Att: 11,206 - Unknown

livebaseballscorecards.com

AB 35
R 5
H 11
RBI 5
BB 4
SO 12
LOB 17

GIANTS

Batter	1	2	3	4	5	6	7	8	9	AB	R	H	RBI	BB	SO	LOB	BOTTOM					
Pete Rose, S (1,4) OBP: 0.348, SLG: 0.343	0-0 5-3		0-0 F9		0-0 4-3	0-0 6-3		0-3 K		5 0	0 0	0 0	0 1	3 3								
Tommy Harper, R (1,9) Bob Skinner, L (8, PH) OBP: 0.333, SLG: 0.238 OBP: 0.331, SLG: 0.361	0-3 K		0-3 K		0-0 F9		0-3 4-3 1B 2B	0-3 K		4 1	1 0	1 0	0 0	2 1	0 0	2 1						
Vada Pinson, L (1,8) OBP: 0.323, SLG: 0.413	0-0 2B		0-0 6-3		0-0 F8	0-0 4-3		0-0 F8		5 0	1 1	0 0	0 0	0 1								
Frank Robinson, R (1,7) OBP: 0.385, SLG: 0.451	4-0 IBB			4-0 CS BB	0-0 1-3	1-0 S 1B HBP		0-0 F2		2 1	0 0	0 2	0 0	0 0								
Daryl Spencer, R (1,5) OBP: 0.433, SLG: 0.380	0-0 F9			4-0 2B FC5-2 BB	4-0 1B BB	4-0 1B BB	0-0 1B	0-0 F8		3 1	1 1	2 2	2 0	2 2								
Marty Keough, L (1,3) OBP: 0.307, SLG: 0.432		0-0 4-3		0-0 FC5-2 2B	4-0 1B BB	4-0 1B BB	0-0 P6			3 1	1 1	0 1	0 1	1 1								
Don Pavletich, R (1,2) Jesse Conder, L (7, PH) OBP: 0.333, SLG: 0.286 OBP: 0.438, SLG: 0.867		0-0 FC6-4 1B		0-0 FC5-2 2B	0-0 1B BB	0-0 1B BB	0-0 1B	0-0 1B		3 0	2 1	1 0	0 0	0 0	2 0							
Leo Cardenas, R (1,6) OBP: 0.269, SLG: 0.394		0-0 FC6-4		0-0 F9	0-0 1B BB	0-0 1B	0-3 K			4 0	1 1	1 0	1 1	5 5								
Joe Nuxhall, L (1,1) Ken Walters, R (6, PH) Jim Owens, R (7,1) Gordy Coleman, L (8, PH) Dom Zanni, R (9,1) OBP: 0.095, SLG: 0.095 OBP: 0.250, SLG: 0.321 OBP: 0.250, SLG: 0.375		0-0 4-3		0-0 L6	0-0 E4		0-0 F8			2 0	0 0	0 0	0 0	0 0	0 2							
Inning Stats	R: 0 E: 0 K: 1 S: 6	H: 1 LOB: 2 BB: 1 P: 10	R: 0 E: 0 K: 0 S: 4	H: 1 LOB: 0 BB: 0 P: 4	R: 0 E: 0 K: 1 S: 5	H: 0 LOB: 0 BB: 0 P: 5	R: 0 E: 0 K: 0 S: 3	H: 1 LOB: 2 BB: 2 P: 11	R: 0 E: 0 K: 0 S: 3	H: 0 LOB: 0 BB: 0 P: 3	R: 2 E: 1 K: 0 S: 6	H: 2 LOB: 3 BB: 2 P: 14	R: 2 E: 0 K: 1 S: 8	H: 3 LOB: 2 BB: 0 P: 9	R: 0 E: 0 K: 2 S: 7	H: 0 LOB: 0 BB: 0 P: 7	R: 0 E: 0 K: 0 S: 3	H: 0 LOB: 0 BB: 0 P: 3	1B: 5 2B: 3 3B: 0 HR: 0	SF: 0 SAC: 0 DP: 0 HBP: 1	WP: 0 PB: 0 SB: 1 CS: 1	PA: 41
PITCHER	IP WLS BF H R ER SO BB IBB HBP BLK WP HR S P ERA WHIP																					

San Francisco Giants @ Cincinnati Reds
Crosley Field, Cincinnati, OH
Thu May 30 1963, 7:05 PM EDT
Att: 11,206 - Unknown

livebaseballscorecards.com

AB 35
R 4
H 8
RBI 4
BB 5
SO 5
LOB 17

REDS

Batter	1	2	3	4	5	6	7	8	9	AB	R	H	RBI	BB	SO	LOB	TOP					
Harvey Kuenn, R OBP: 0.302, SLG: 0.317 (1, 7)	0-0 1-3		0-0 1B SF9		0-0 1B 2B		0-0 1B		0-3 K	5	2	3	0	0	1	1	San Francisco Giants @ St. Louis Cardinals Sportsman's Park, St. Louis, MO Sat Jun 01 1963, 4:33 AM EDT Att: 14,152 - Unknown - 86 F					
Cap Peterson, R OBP: 0.276, SLG: 0.414 (1, 4)	0-0 1B		0-0 1B 1B		0-0 P6		0-3 K		0-0 F9	5	1	2	0	0	1	3						
Willie Mays, R OBP: 0.332, SLG: 0.402 (1, 8)	0-3 K		0-0 SF9		0-0 P4		4-0 BB			2	0	0	1	1	1	2						
Orlando Cepeda, R OBP: 0.376, SLG: 0.545 (1, 3)	0-0 F2		0-0 1B 1-2		0-0 1B 2H		0-0 G4-6-3 BB			4	0	2	1	0	0	3						
Ed Bailey, L OBP: 0.396, SLG: 0.685 (1, 2)		4-0 G4-6-3 BB	0-0 1-2 2H		0-0 4-3			0-3 K		3	0	1	1	1	1	1						
Felipe Alou, R OBP: 0.354, SLG: 0.578 (1, 9)		0-0 G4-6-3 1-2	0-0 1-3		0-0 HR			0-0 F7		4	1	2	1	0	0	2						
Jim Davenport, R OBP: 0.300, SLG: 0.365 (1, 5)		0-0 G4-6-3 1-2 2-3		0-0 6-3		0-3 K		0-0 5-3		4	0	0	0	0	1	2						
Jose Pagan, R OBP: 0.250, SLG: 0.250 (9, PH)		0-3 K		0-0 5-3		0-0 6-3			0-0 L9	3	0	0	0	0	1	1						
Matty Alou, L OBP: 0.125, SLG: 0.125 (9, PH)				0-0 5-3					0-0 BB	1	0	0	0	0	0	0						
Jack Fisher, R OBP: 0.273, SLG: 0.263 (5, 1)			0-0 5-3		0-0 F9		0-3 K		4-0 BB	2	0	0	0	0	0	0						
Chuck Hiller, L OBP: 0.182, SLG: 0.127 (9, PH)										1	0	0	0	0	1	0						
Inning Stats	R: 0 E: 0 K: 1 S: 6	H: 1 LOB: 1 BB: 0 P: 6	R: 0 E: 0 K: 1 S: 5	H: 1 LOB: 1 BB: 1 P: 9	R: 2 E: 0 K: 0 S: 7	H: 4 LOB: 2 BB: 0 P: 7	R: 0 E: 0 K: 0 S: 3	H: 0 LOB: 0 BB: 0 P: 3	R: 1 E: 0 K: 2 S: 5	H: 2 LOB: 1 BB: 0 P: 5	R: 1 E: 0 K: 0 S: 8	H: 1 LOB: 1 BB: 0 P: 8	R: 0 E: 0 K: 1 S: 5	H: 1 LOB: 1 BB: 1 P: 9	R: 0 E: 0 K: 1 S: 5	H: 0 LOB: 1 BB: 1 P: 5	R: 0 E: 0 K: 1 S: 5	H: 0 LOB: 1 BB: 1 P: 9	1B: 8 2B: 1 3B: 0 HR: 1	SF: 1 SAC: 0 DP: 2 HBP: 0	WP: 0 PB: 0 SB: 0 CS: 0	PA: 38
PITCHER Ron Taylor, R ERA: 2.47 (1, 1)	IP: 9.0 WLS: W BF: 38 H: 10 R: 4 ER: 4 SO: 7 BB: 3 IBB: 0 HBP: 0 BLK: 0 WP: 0 HR: 1 S: 49 P: 61 ERA: 4.00 WHIP: 1.444															PITCHER	IP: 9.0 WLS: W BF: 38 H: 10 R: 4 ER: 4 SO: 7 BB: 3 IBB: 0 HBP: 0 BLK: 0 WP: 0 HR: 1 S: 49 P: 61 ERA: 4.00 WHIP: 1.444					

Batter	1	2	3	4	5	6	7	8	9	AB	R	H	RBI	BB	SO	LOB	BOTTOM			
Curt Flood, R OBP: 0.317, SLG: 0.391 (1, 8)	0-3 K	0-0 FC4-6 1-3 3H 1B 2B		0-0 6-3	0-0 F8			4-0 6-3 SH1-4 CS BB		4	1	1	1	1	1	1	San Francisco Giants @ St. Louis Cardinals Sportsman's Park, St. Louis, MO Sat Jun 01 1963, 4:33 AM EDT Att: 14,152 - Unknown - 86 F			
Bill White, L OBP: 0.398, SLG: 0.510 (1, 3)	0-0 S 1B	4-0 FC4-6 IBB		0-0 4-3 1B 2B		0-0 F8		0-0 SH1-4		3	2	2	0	1	0	0				
Dick Groat, R OBP: 0.409, SLG: 0.476 (1, 6)	0-0 5-3 1-2	0-0 FC4-6 1B 1-2 2-3 3H		0-0 4-3		0-3 K		0-0 6-3		5	0	0	1	0	1	5				
Stan Musial, L OBP: 0.336, SLG: 0.508 (8, PR)	0-0 2H 1B	0-0 FC5-4 1B		0-0 FC4 1B		0-0 6-3		4-0 IBB		4	0	3	3	1	0	0				
Duke Carmel, L OBP: 0.395, SLG: 0.400 (9, 7)		1-3 3H 1B		1-3 3H 1B						0	0	0	0	0	0	0				
Ken Boyer, R OBP: 0.377, SLG: 0.446 (1, 5)	0-0 F8	0-0 FC5-4 1-2		0-0 FC4 1-2			0-3 K	0-0 CS		4	0	0	0	0	1	4				
George Altman, L OBP: 0.343, SLG: 0.370 (1, 9)		4-0 1B BB	0-3 K		0-0 HR		4-0 1B BB			2	2	1	1	2	1	0				
Julian Javier, R OBP: 0.306, SLG: 0.410 (1, 4)		0-0 1B 2B 1B	0-0 6-3		0-0 P3		0-0 P6			4	1	1	0	0	0	1				
Tim McCarver, L OBP: 0.375, SLG: 0.435 (1, 2)		0-0 2B FC4-6 1B	0-0 E4		0-0 SH1-4 1B		0-0 1B			4	1	3	1	0	0	0				
Ron Taylor, R (1, 1)		0-3 K	0-3 K		0-0 SH1-4 1-2		0-0 1-3			3	0	0	0	0	2	5				
Inning Stats	R: 1 E: 0 K: 1 S: 7	H: 2 LOB: 1 BB: 0 P: 7	R: 4 E: 0 K: 1 S: 9	H: 4 LOB: 2 BB: 2 P: 17	R: 0 E: 1 K: 2 S: 8	H: 0 LOB: 1 BB: 0 P: 8	R: 1 E: 0 K: 0 S: 5	H: 2 LOB: 1 BB: 0 P: 5	R: 1 E: 0 K: 0 S: 5	H: 2 LOB: 1 BB: 0 P: 5	R: 0 E: 0 K: 1 S: 5	H: 0 LOB: 0 BB: 0 P: 5	R: 0 E: 0 K: 1 S: 6	H: 1 LOB: 2 BB: 1 P: 10	R: 0 E: 0 K: 0 S: 2	H: 0 LOB: 1 BB: 2 P: 10	1B: 8 2B: 2 3B: 0 HR: 1	SF: 0 SAC: 2 DP: 0 HBP: 0	WP: 0 PB: 0 SB: 1 CS: 1	PA: 41
PITCHER Jack Fisher, R ERA: 4.52 Jim Duffalo, R ERA: 1.69 (5, 1)	IP: 4.1 WLS: L BF: 14 H: 1 R: 0 ER: 0 SO: 2 BB: 2 IBB: 1 HBP: 0 BLK: 0 WP: 0 HR: 1 S: 15 P: 27 ERA: 0.00 WHIP: 0.818															PITCHER	IP: 4.1 WLS: L BF: 14 H: 1 R: 0 ER: 0 SO: 2 BB: 2 IBB: 1 HBP: 0 BLK: 0 WP: 0 HR: 1 S: 15 P: 27 ERA: 0.00 WHIP: 0.818			

Batter	1	2	3	4	5	6	7	8	9	AB	R	H	RBI	BB	SO	LOB	TOP					
Harvey Kuenn, R OBP: 0.306, SLG: 0.319	0-0 5-3		0-0 1-3		0-0 6-3			0-0 BB 1B		4	0	1	0	0	0	1	San Francisco Giants @ Chicago Cubs Wrigley Field, Chicago, IL Tue Jun 04 1963, 3:33 AM CDT Att: 9,126 - Cloudy					
Chuck Hiller, L OBP: 0.176, SLG: 0.115	0-0 4-3		0-0 F9		0-0 6-3			0-0 F7		4	0	0	0	0	2							
Willie Mays, R OBP: 0.336, SLG: 0.451	0-0 5-3			0-0 WP BB SF9 1B		0-3 K		0-0 P6		4	1	1	0	0	1							
Orlando Cepeda, R OBP: 0.383, SLG: 0.562		0-0 1-3		4-0 1B BB		0-0 F3		4-0 BB		2	0	0	0	2	0							
Ed Bailey, L OBP: 0.412, SLG: 0.663		4-0 FC6-4 BB		0-0 F7		4-0 BB		0-0 L3		2	0	0	0	2	4							
Felipe Alou, R OBP: 0.341, SLG: 0.558		0-0 P4		0-0 SF9		0-3 K			0-3 K	3	0	0	1	0	2							
Jim Davenport, R OBP: 0.303, SLG: 0.368		0-0 FC6-4 1-2		0-0 1B			0-0 F3		0-0 5-3	4	0	1	0	0	1							
Jose Pagan, R OBP: 0.251, SLG: 0.251			0-0 SH1-4 1B		0-0 F7		0-0 5-3		0-0 1B	3	0	1	0	0	2							
Matty Alou, L OBP: 0.176, SLG: 0.176				0-0 SH1-4 1B			0-0 5-3			1	0	1	0	0	0							
Billy O'Dell, S OBP: 0.133, SLG: 0.133			0-0 SH1-4			0-3 K		0-0 P3		1	0	0	0	0	1							
Jim Duffalo, R OBP: 0.372, SLG: 0.500									0-3 K	1	0	0	0	0	1							
Inning Stats	R: 0 E: 0 K: 0 S: 3	H: 0 LOB: 0 BB: 0 P: 3	R: 0 E: 0 K: 0 S: 3	H: 0 LOB: 1 BB: 1 P: 7	R: 0 E: 0 K: 0 S: 4	H: 1 LOB: 1 BB: 0 P: 4	R: 1 E: 0 K: 0 S: 5	H: 2 LOB: 2 BB: 1 P: 9	R: 0 E: 0 K: 1 S: 5	H: 0 LOB: 0 BB: 0 P: 5	R: 0 E: 0 K: 2 S: 7	H: 0 LOB: 1 BB: 1 P: 11	R: 0 E: 0 K: 0 S: 3	H: 0 LOB: 0 BB: 0 P: 3	R: 0 E: 0 K: 0 S: 4	H: 1 LOB: 2 BB: 0 P: 8	R: 0 E: 0 K: 2 S: 8	H: 1 LOB: 1 BB: 0 P: 8	1B: 5 2B: 0 3B: 0 HR: 0	SF: 1 SAC: 1 DP: 0 HBP: 0	WP: 1 PB: 0 SB: 0 CS: 0	PA: 36
PITCHER Bob Buhl, R ERA: 2.32	IP: 9.0 WLS: W BF: 36 H: 5 R: 1 ER: 1 SO: 5 BB: 4 IBB: 0 HBP: 0 BLK: 0 WP: 1 HR: 0 S: 42 P: 58 ERA: 1.00 WHIP: 1.000															PITCHER						

Batter	1	2	3	4	5	6	7	8	9	AB	R	H	RBI	BB	SO	LOB	BOTTOM			
Lou Brock, L OBP: 0.311, SLG: 0.386	0-3 K	0-0 F8		0-0 B5		0-0 G3		0-3 K		5	0	0	0	0	2	0	San Francisco Giants @ Chicago Cubs Wrigley Field, Chicago, IL Tue Jun 04 1963, 3:33 AM CDT Att: 9,126 - Cloudy			
Ken Hubbs, R OBP: 0.316, SLG: 0.407	0-0 E3 1B	0-0 E3 BB 1B		0-0 5-3		0-0 5-3		0-3 K		5	2	0	0	0	1	0				
Billy Williams, L OBP: 0.382, SLG: 0.465	0-0 1B 14 1B	4-0 1B BB			0-0 BB 4-3 1B	4-0 14 2B BB		0-0 4-3		3	3	2	0	2	0	0				
Ron Santo, R OBP: 0.324, SLG: 0.473	0-0 1B 14 1B	0-0 1B		1-3 2H	0-0 4-3	0-0 14 2B 1B		0-0 1B		4	0	3	2	0	0	1				
14 Ernie Banks, R OBP: 0.257, SLG: 0.387	0-0 1B			1-2 3H	4-0 BB 1B IBB	0-0 1-3 2H		0-0 2B		3	1	3	2	1	0	0				
Andre Rodgers, R OBP: 0.301, SLG: 0.273	0-3 K		0-0 P6		0-0 F9	0-0 4-3		0-0 4-3		4	0	0	0	0	1	7				
Nelson Mathews, R OBP: 0.250, SLG: 0.283	0-0 1B		0-0 F8		4-0 1B BB		0-3 K			3	0	1	0	1	1	1				
Dick Bertell, R OBP: 0.302, SLG: 0.267	0-0 6-3		0-0 F6		0-0 1B		0-0 F4			4	0	1	2	0	0	4				
Bob Buhl, R OBP: 0.121, SLG: 0.121		0-0 4-3		0-3 K	0-3 K		0-3 K			4	0	0	0	0	3	2				
Inning Stats	R: 2 E: 1 K: 2 S: 12	H: 4 LOB: 3 BB: 0 P: 12	R: 1 E: 1 K: 0 S: 4	H: 1 LOB: 2 BB: 1 P: 8	R: 0 E: 0 K: 0 S: 4	H: 1 LOB: 1 BB: 0 P: 4	R: 0 E: 0 K: 1 S: 5	H: 0 LOB: 0 BB: 0 P: 5	R: 2 E: 0 K: 1 S: 7	H: 2 LOB: 2 BB: 2 P: 15	R: 1 E: 0 K: 0 S: 5	H: 2 LOB: 1 BB: 1 P: 9	R: 0 E: 0 K: 2 S: 7	H: 0 LOB: 0 BB: 0 P: 7	R: 0 E: 0 K: 2 S: 7	H: 0 LOB: 0 BB: 0 P: 7		1B: 9 2B: 1 3B: 0 HR: 0	SF: 0 SAC: 0 DP: 0 HBP: 0	WP: 0 PB: 0 SB: 0 CS: 0
PITCHER Billy O'Dell, L ERA: 3.06	IP: 5.2 WLS: L BF: 31 H: 9 R: 6 ER: 4 SO: 4 BB: 3 IBB: 1 HBP: 0 BLK: 0 WP: 0 HR: 0 S: 35 P: 51 ERA: 6.35 WHIP: 2.118															PITCHER				
Jim Duffalo, R ERA: 1.47	IP: 2.1 WLS: 8 BF: 1 H: 0 R: 0 ER: 0 SO: 4 BB: 0 IBB: 0 HBP: 0 BLK: 0 WP: 0 HR: 16 S: 16 P: 16 ERA: 0.00 WHIP: 0.429															PITCHER				



Batter	1	2	3	4	5	6	7	8	9	AB	R	H	RBI	BB	SO	LOB	TOP		
Jose Pagan, R OBP: 0.250, SLG: 0.250 (1, 6)	5-3		F9		5-3			HR	F8	5	1	1	0	0	0	0	San Francisco Giants @ Chicago Cubs Wrigley Field, Chicago, IL Wed Jun 05 1963, 3:33 AM CDT Cloudy livebaseballscorecards.com		
Harvey Kuenn, R OBP: 0.295, SLG: 0.351 (1, 7) (8, 5)	6-3		5-3		5-3			HR	F8	5	1	1	2	0	0	0			
Felipe Alou, R OBP: 0.347, SLG: 0.554 (1, 9)	HR		HBP					BB	F6	3	2	1	0	2	1	0			
Willie Mays, R OBP: 0.344, SLG: 0.467 (1, 8)	HR		HBP					BB		2	1	1	2	1	1	0			
Orlando Cepeda, R OBP: 0.376, SLG: 0.551 (1, 3)	5-3		F7					K		4	0	0	0	0	1	4			
Jim Davenport, R OBP: 0.298, SLG: 0.362 Ernie Bowman, R OBP: 0.250, SLG: 0.375 Matty Alou, L OBP: 0.167, SLG: 0.167 (8, 7) (6, 7)		F8			F9			K	K	3	0	0	0	0	1	0			
Ed Bailey, L OBP: 0.407, SLG: 0.646 (1, 2)		K			K			F9		4	0	1	1	0	2	0			
Joey Amalfitano, R OBP: 0.271, SLG: 0.242 Willie McCovey, L OBP: 0.375, SLG: 0.500 Billy O'Dell, S OBP: 0.133, SLG: 0.133 Jim Duffalo, R (8, 1) (8, 1)					5-3					3	0	2	0	0	0	0			
Jack Fisher, R OBP: 0.261, SLG: 0.250 Cap Peterson, R OBP: 0.267, SLG: 0.400 Gaylord Perry, R (5, 1) (5, 1) Chuck Hillier, L OBP: 0.174, SLG: 0.114 (8, 4)		1-3			6-3			K	F7	1	0	0	0	0	0	1			
Inning Stats	R: 2 E: 0 K: 0 S: 5	H: 2 LOB: 0 BB: 0 P: 5	R: 0 E: 0 K: 1 S: 6	H: 1 LOB: 1 BB: 0 P: 6	R: 0 E: 0 K: 0 S: 3	H: 0 LOB: 2 BB: 1 P: 8	R: 0 E: 0 K: 1 S: 5	H: 0 LOB: 0 BB: 0 P: 5	R: 0 E: 0 K: 2 S: 7	H: 0 LOB: 0 BB: 0 P: 7	R: 0 E: 0 K: 2 S: 8	H: 1 LOB: 1 BB: 0 P: 8	R: 3 E: 0 K: 2 S: 10	H: 3 LOB: 3 BB: 3 P: 22	R: 0 E: 0 K: 0 S: 3	H: 0 LOB: 0 BB: 0 P: 3		1B: 5 2B: 0 3B: 0 HR: 2	SF: 0 SAC: 0 DP: 0 HBP: 1
PITCHER	IP WLS BF H R ER SO BB IBB HBP BLK WP HR S P ERA WHIP	7.0 W 30 6 5 5 6 2 0 1 0 0 2 39 48 6.43 1.143	2.0 S 9 1 0 0 2 2 0 0 0 0 0 11 19 0.00 1.500																

Batter	1	2	3	4	5	6	7	8	9	AB	R	H	RBI	BB	SO	LOB	BOTTOM			
Lou Brock, L OBP: 0.313, SLG: 0.401 (1, 9)	4-3		HR		E7			K		5	3	2	1	0	1	0	San Francisco Giants @ Chicago Cubs Wrigley Field, Chicago, IL Wed Jun 05 1963, 3:33 AM CDT Cloudy livebaseballscorecards.com			
Ken Hubbs, R OBP: 0.318, SLG: 0.424 (1, 4)	L3		HR		6-3			3-1		5	1	2	2	0	1	1				
Billy Williams, L OBP: 0.385, SLG: 0.487 (1, 7)	L3		F7		1B			HR		4	2	2	2	0	0	1				
Ron Santo, R OBP: 0.323, SLG: 0.468 (1, 5)		6-3			14 HR			F3		4	1	1	0	0	1	1				
14 Ernie Banks, R OBP: 0.272, SLG: 0.438 (1, 3)		F8			1B			HR		3	2	3	3	1	0	0				
Andre Rodgers, R OBP: 0.305, SLG: 0.278 (1, 6)		F8			HR			HR		4	0	2	1	0	0	1				
Nelson Mathews, R OBP: 0.250, SLG: 0.274 (1, 8)		5-3			F8			1B		3	0	0	0	1	0	2				
Dick Bertell, R OBP: 0.300, SLG: 0.267 (1, 2)			F8		HR			1B		4	0	1	0	0	0	3				
Dick Ellsworth, L OBP: 0.133, SLG: 0.071 Don Elston, R (8, 1) (8, 1)			F8		4-3			K		3	0	0	0	0	1	1				
Inning Stats	R: 0 E: 0 K: 0 S: 3	H: 1 LOB: 0 BB: 0 P: 3	R: 0 E: 0 K: 0 S: 4	H: 1 LOB: 1 BB: 0 P: 4	R: 2 E: 0 K: 0 S: 5	H: 2 LOB: 0 BB: 0 P: 5	R: 2 E: 0 K: 0 S: 6	H: 3 LOB: 1 BB: 0 P: 6	R: 2 E: 0 K: 1 S: 8	H: 2 LOB: 3 BB: 2 P: 16	R: 2 E: 0 K: 2 S: 9	H: 2 LOB: 0 BB: 0 P: 9	R: 1 E: 0 K: 0 S: 4	H: 2 LOB: 0 BB: 0 P: 4	R: 0 E: 0 K: 2 S: 7	H: 0 LOB: 0 BB: 0 P: 7		1B: 6 2B: 4 3B: 0 HR: 5	SF: 0 SAC: 0 DP: 2 HBP: 0	WP: 0 PA: 38 PB: 0 SB: 0 CS: 0
PITCHER	IP WLS BF H R ER SO BB IBB HBP BLK WP HR S P ERA WHIP	4.0 L 18 7 4 4 0 0 0 0 0 0 3 21 29 9.00 2.000	3.0 L 17 6 5 3 3 0 2 0 0 0 0 3 21 29 9.00 2.000	1.0 L 3 0 0 0 2 0 0 0 0 0 0 7 7 0.00 0.000																

Batter	1	2	3	4	5	6	7	8	9	AB	R	H	RBI	BB	SO	LOB	TOP										
Harvey Kuenn, R (1,9) OBP: 0.284, SLG: 0.333	0-0 4-3			0-0 F7		0-0 F8		0-0 E6		4	0	0	0	0	0	0	San Francisco Giants @ Chicago Cubs Wrigley Field, Chicago, IL Wed Jun 05 1963, 3:38 AM CDT Att: 19,710 - Sunny										
Ernie Bowman, R (8, FR) OBP: 0.250, SLG: 0.375										0	0	0	0	0	0	0											
Bobby Bolin, R (8, 1) OBP: 0.500, SLG: 0.250										0	0	0	0	0	0	0											
Chuck Hiller, L (1,4) OBP: 0.167, SLG: 0.168	0-0 F5			0-0 F8		0-0 F7		0-0 6-3		4	0	0	0	0	0	1											
Matty Alou, L (1,8) OBP: 0.227, SLG: 0.227	0-0 F9			0-0 4-3						4	1	2	0	0	0	0											
Willie McCovey, L (1,7) OBP: 0.378, SLG: 0.519		0-0 F7								4	2	2	1	0	1	1											
Orlando Cepeda, R (1,3) OBP: 0.374, SLG: 0.559		0-0 6-3								4	1	1	1	0	1	3											
Tom Haller, L (1,2) OBP: 0.287, SLG: 0.360		0-0 4-3								4	0	1	1	0	1	1											
Jim Davenport, R (1,5) OBP: 0.294, SLG: 0.358			0-0 F8							2	0	0	1	0	1	0											
Jose Pagan, R (1,6) OBP: 0.251, SLG: 0.251										3	0	1	0	0	1	1											
Jack Sanford, R (1,1) OBP: 0.250, SLG: 0.257										2	0	0	0	0	0	1											
Willie Mays, R (8, PH) OBP: 0.342, SLG: 0.464										1	0	0	0	0	0	0											
Inning Stats	R: 0 E: 0 K: 0 S: 3	H: 0 LOB: 0 BB: 0 P: 3	R: 0 E: 0 K: 0 S: 3	H: 0 LOB: 0 BB: 0 P: 3	R: 0 E: 0 K: 0 S: 3	H: 1 LOB: 0 BB: 0 P: 3	R: 0 E: 0 K: 0 S: 3	H: 0 LOB: 0 BB: 0 P: 3	R: 2 E: 0 K: 1 S: 7	H: 2 LOB: 0 BB: 0 P: 7	R: 0 E: 0 K: 0 S: 3	H: 0 LOB: 0 BB: 0 P: 3	R: 2 E: 0 K: 2 S: 10	H: 3 LOB: 1 BB: 0 P: 10	R: 0 E: 1 K: 0 S: 3	H: 0 LOB: 1 BB: 0 P: 3	R: 0 E: 1 K: 2 S: 8	H: 1 LOB: 1 BB: 0 P: 8	1B: 5 2B: 0 3B: 0 HR: 2	SF: 1 SAC: 0 DP: 1 HBP: 0	WP: 0 PB: 0 SB: 0 CS: 1	PA: 33					
PITCHER	IP	WLS	BF	H	R	ER	SO	BB	IBB	HBP	BLK	WP	HR	S	P	ERA	WHIP										
Glen Hobbie, R (1,1) ERA: 3.81	6.0		21	4	3	3	1	0	0	0	0	0	2	23	23	4.50	0.667										
Barney Schultz, R (7,1) ERA: 3.57	0.1		3	2	0	0	1	0	0	0	0	0	0	5	5	0.00	6.000										
Lindy McDaniel, R (7,1) ERA: 1.75	2.2	W	9	1	1	1	3	0	0	0	0	0	0	15	15	3.38	0.375										

Batter	1	2	3	4	5	6	7	8	9	AB	R	H	RBI	BB	SO	LOB	BOTTOM										
Lou Brock, L (1,9) OBP: 0.320, SLG: 0.421	0-0 E5			0-0 4-3						4	3	3	0	0	0	1	San Francisco Giants @ Chicago Cubs Wrigley Field, Chicago, IL Wed Jun 05 1963, 3:38 AM CDT Att: 19,710 - Sunny										
Ken Hubbs, R (1,4) OBP: 0.321, SLG: 0.425	0-3 K									4	1	2	1	0	1	0											
Billy Williams, L (1,7) OBP: 0.382, SLG: 0.487	0-0 F8									4	1	1	2	0	0	1											
Ron Santo, R (1,5) OBP: 0.326, SLG: 0.469	0-0 F9									4	0	2	1	0	1	1											
14 Ernie Banks, R (1,3) OBP: 0.272, SLG: 0.433		0-0 6-3		0-0 F7						4	0	1	0	0	1	1											
Andre Rodgers, R (1,6) OBP: 0.308, SLG: 0.288		0-0 4-3		0-0 5-3						4	0	2	0	0	1	2											
Don Landrum, L (1,8) OBP: 0.257, SLG: 0.222		0-0 4-3								3	0	2	0	1	0	1											
Jimmie Schaffer, R (1,2) OBP: 0.298, SLG: 0.405		0-0 4-3								3	0	0	0	0	0	5											
Glen Hobbie, R (1,1) OBP: 0.118, SLG: 0.118		0-3 K								2	0	0	0	0	1	3											
Barney Schultz, R (7,1) Lindy McDaniel, R (7,1)										0	0	0	0	0	0	0											
										1	0	0	0	0	1	0											
Inning Stats	R: 1 E: 1 K: 1 S: 6	H: 1 LOB: 0 BB: 0 P: 6	R: 0 E: 0 K: 1 S: 7	H: 2 LOB: 2 BB: 0 P: 7	R: 3 E: 0 K: 0 S: 6	H: 4 LOB: 0 BB: 0 P: 6	R: 0 E: 0 K: 0 S: 4	H: 1 LOB: 1 BB: 0 P: 4	R: 0 E: 0 K: 1 S: 5	H: 1 LOB: 1 BB: 1 P: 9	R: 1 E: 0 K: 2 S: 9	H: 2 LOB: 1 BB: 0 P: 9	R: 0 E: 0 K: 1 S: 5	H: 1 LOB: 0 BB: 0 P: 5	1B: 9 2B: 4 3B: 1 HR: 0	SF: 0 SAC: 0 DP: 2 HBP: 0	WP: 1 PB: 0 SB: 1 CS: 0	PA: 34									
PITCHER	IP	WLS	BF	H	R	ER	SO	BB	IBB	HBP	BLK	WP	HR	S	P	ERA	WHIP										
Jack Sanford, R (1,1) ERA: 2.76	7.0	L	31	12	5	4	5	0	0	0	0	0	0	5	5	0.00	1.000										
Bobby Bolin, R (8,1) ERA: 2.31	1.0		3	1	0	0	1	0	0	0	0	0	0	5	5	0.00	1.000										



Batter	1	2	3	4	5	6	7	8	9	10	AB	R	H	RBI	BB	SO	LOB	TOP								
Harvey Kuenn, R OBP: 0.271, SLG: 0.317 (1, 7)	F9		P5			1-3		P4			4	0	0	0	0	0	1	San Francisco Giants @ Houston Colt 45's Colt Stadium, Houston, TX Fri Jun 07 1963, 8:05 PM EDT Att: 17,014 - Unknown - 83 F livebaseballscorecards.com								
Matty Alou, L OBP: 0.200, SLG: 0.200 (1, 9)	6-3		P6			F8		6-3			3	0	0	0	0	0	1									
Felipe Alou, R OBP: 0.339, SLG: 0.541 (8, PH)	6-3		P6			F8		6-3			1	0	0	0	0	0	0									
Willie Mays, R OBP: 0.346, SLG: 0.463 (1, 8)	F6		K			1B					4	0	1	0	0	2	1									
Willie McCovey, L OBP: 0.372, SLG: 0.506 (1, 3)		1B WP 1B			F7						4	1	2	0	0	0	1									
Tom Haller, L OBP: 0.295, SLG: 0.376 (1, 2)		1B 1-3			F3			SH1-4 2B			4	0	2	0	0	0	1									
Chuck Hiller, L OBP: 0.186, SLG: 0.144 (1, 4)		1B			F9			SH1-4			2	0	1	1	0	0	0									
Joey Amalfitano, R OBP: 0.269, SLG: 0.240 (10, PH)		F8-2-6 1B			F9			2-3			1	0	0	0	0	0	0									
Jim Davenport, R OBP: 0.287, SLG: 0.348 (1, 5)		F8-2-6 1-2			F7			F2			4	0	0	0	0	0	3									
Jose Pagan, R OBP: 0.251, SLG: 0.256 (1, 6)		F6			E3 L3-4			6-3			4	0	0	0	0	0	2									
Bobby Bolin, R OBP: 0.444, SLG: 0.167 (10, 1)					L3-4			K			2	0	0	0	1	1	1									
Gaylord Perry, R (10, 1)					BB						0	0	0	0	0	0	0									
Inning Stats	R: 0 E: 0 K: 0 S: 3	H: 0 LOB: 0 BB: 0 P: 3	R: 1 E: 0 K: 0 S: 5	H: 3 LOB: 1 BB: 0 P: 5	R: 0 E: 0 K: 1 S: 5	H: 0 LOB: 1 BB: 1 P: 9	R: 0 E: 0 K: 0 S: 3	H: 0 LOB: 0 BB: 0 P: 3	R: 0 E: 1 K: 1 S: 3	H: 0 LOB: 0 BB: 0 P: 3	R: 0 E: 0 K: 0 S: 4	H: 1 LOB: 1 BB: 0 P: 4	R: 0 E: 0 K: 0 S: 4	H: 1 LOB: 1 BB: 0 P: 4	R: 0 E: 0 K: 1 S: 5	H: 0 LOB: 0 BB: 0 P: 5	R: 0 E: 0 K: 0 S: 3	H: 1 LOB: 0 BB: 0 P: 5	R: 0 E: 0 K: 0 S: 3	H: 0 LOB: 0 BB: 0 P: 3	1B: 5 2B: 4 3B: 0 HR: 0	SF: 0 SAC: 1 DP: 3 HBP: 0	WP: 1 PB: 0 SB: 0 CS: 0	PA: 35		
PITCHER	IP 7.0	WLS 26	H 5	R 1	ER 1	SO 1	BB 1	IBB 0	HBP 0	BLK 0	WP 1	HR 0	S 27	P 31	ERA 1.29	WHIP 0.857										
Don Nottebart, R ERA: 3.12 (1, 1)																										
Hal Woodeshick, L ERA: 0.79 (8, 1)	IP 3.0	WLS 9	H 1	R 0	ER 0	SO 2	BB 0	IBB 0	HBP 0	BLK 0	WP 0	HR 0	S 13	P 13	ERA 0.00	WHIP 0.333										

Batter	1	2	3	4	5	6	7	8	9	10	AB	R	H	RBI	BB	SO	LOB	BOTTOM								
Ernie Fazio, R OBP: 0.282, SLG: 0.269 (1, 4)	BB		BB			F4		P6		4-3 SH3-4 1B	3	1	1	0	2	0	1	San Francisco Giants @ Houston Colt 45's Colt Stadium, Houston, TX Fri Jun 07 1963, 8:05 PM EDT Att: 17,014 - Unknown - 83 F livebaseballscorecards.com								
Al Spangler, L OBP: 0.319, SLG: 0.321 (1, 7)	K		F7			F9		F6		SH3-4 1-2	4	0	0	0	0	1	3									
Bob Aspromonte, R OBP: 0.272, SLG: 0.288 (1, 5)	F8		F7			F9		6-3		4-3 2-3	5	0	0	0	0	0	4									
Carl Warwick, R OBP: 0.411, SLG: 0.480 (1, 9)	5-3		FC1-5 BB			FC1-5 BB		K		3-H 1B	3	0	1	1	2	1	1									
Rusty Staub, L OBP: 0.327, SLG: 0.370 (1, 3)		F8		FC1-5 1B		F8		F8		HR	4	1	2	1	0	0	1									
Howie Goss, R OBP: 0.270, SLG: 0.387 (1, 8)		F8		FC1-5 1-2 2-3F		5-3		K		K	4	0	0	0	0	1	3									
Bob Lillis, R OBP: 0.247, SLG: 0.249 (1, 6)											2	0	0	0	0	0	2									
Brock Davis, L OBP: 0.316, SLG: 0.353 (7, PH)		P3				F8		SH1-4 1B		F7	1	0	1	0	0	0	0									
J C Hartman, R OBP: 0.174, SLG: 0.152 (8, 6)											1	0	0	0	0	0	0									
Jim Campbell, R OBP: 0.276, SLG: 0.284 (1, 2)			FC3-6 1B			P5		SH1-4 1-2			3	0	2	0	0	0	2									
Don Nottebart, R OBP: 0.107, SLG: 0.074 (1, 1)			FC3-6 BB					6-3		K	2	0	0	0	0	1	1									
Pete Runnels, L OBP: 0.251, SLG: 0.247 (7, PH)											1	0	0	0	0	0	1									
Hal Woodeshick, R OBP: 0.200, SLG: 0.200 (8, 1)										K	1	0	0	0	0	1	1									
Inning Stats	R: 0 E: 0 K: 1 S: 5	H: 0 LOB: 1 BB: 1 P: 9	R: 0 E: 0 K: 0 S: 3	H: 0 LOB: 0 BB: 0 P: 3	R: 0 E: 0 K: 0 S: 4	H: 1 LOB: 2 BB: 1 P: 8	R: 0 E: 0 K: 0 S: 4	H: 1 LOB: 0 BB: 0 P: 7	R: 0 E: 0 K: 0 S: 3	H: 1 LOB: 1 BB: 0 P: 4	R: 0 E: 0 K: 1 S: 5	H: 0 LOB: 0 BB: 0 P: 5	R: 1 E: 0 K: 2 S: 9	H: 2 LOB: 1 BB: 0 P: 9	R: 1 E: 0 K: 0 S: 4	H: 2 LOB: 1 BB: 0 P: 4	1B: 6 2B: 0 3B: 0 HR: 1	SF: 0 SAC: 2 DP: 0 HBP: 0	WP: 1 PB: 0 SB: 0 CS: 0	PA: 40						
PITCHER	IP 9.0	WLS 36	H 5	R 1	ER 1	SO 5	BB 4	IBB 0	HBP 0	BLK 0	WP 1	HR 1	S 42	P 58	ERA 1.00	WHIP 1.000										
Bobby Bolin, R ERA: 1.95 (10, 1)																										
Gaylord Perry, R ERA: 2.59 (10, 1)	IP 0.2	WLS 4	H 2	R 1	ER 1	SO 0	BB 0	IBB 0	HBP 0	BLK 0	WP 0	HR 0	S 4	P 4	ERA 13.50	WHIP 3.000										



Batter	1	2	3	4	5	6	7	8	9	AB	R	H	RBI	BB	SO	LOB	TOP										
Harvey Kuenn, R OBP: 0.258, SLG: 0.302	6-3		5-3			F3		F8		4	0	0	0	0	0	0											
Chuck Hiller, L OBP: 0.185, SLG: 0.149				4-3		F7		6-3		4	0	1	0	0	0	0											
Willie Mays, R OBP: 0.345, SLG: 0.457	5-3			P3		F7			FC3-5	3	0	0	0	1	0	1											
Willie McCovey, L OBP: 0.375, SLG: 0.500	F8			G3					FC3-5	2	0	0	0	2	0	1											
Felipe Alou, R OBP: 0.339, SLG: 0.538			P3		1B				FC3-5	3	1	1	0	0	0	1											
Matty Alou, L OBP: 0.192, SLG: 0.192					1B				G6-4-3	1	0	0	0	0	0	2											
Tom Haller, L OBP: 0.296, SLG: 0.375			G3						G6-4-3	3	0	1	0	0	0	1											
Orlando Cepeda, R OBP: 0.373, SLG: 0.549					CS					1	0	0	0	0	0	2											
Jim Davenport, R OBP: 0.293, SLG: 0.353			F7							3	0	2	1	0	0	0											
Jose Pagan, R OBP: 0.248, SLG: 0.253			F7			K				3	0	0	0	0	1	4											
Billy O'Dell, S OBP: 0.121, SLG: 0.121			5-3							3	0	0	0	0	0	1											
Don Larsen, R OBP: 0.121, SLG: 0.121						F7				0	0	0	0	0	0	0											
Inning Stats	R: 0 E: 0 K: 0 S: 4	H: 1 LOB: 1 BB: 0 P: 4	R: 0 E: 0 K: 0 S: 3	H: 0 LOB: 0 BB: 0 P: 3	R: 0 E: 0 K: 0 S: 3	H: 0 LOB: 0 BB: 0 P: 3	R: 1 E: 0 K: 1 S: 7	H: 3 LOB: 1 BB: 0 P: 7	R: 0 E: 0 K: 0 S: 3	H: 0 LOB: 0 BB: 0 P: 3	R: 0 E: 0 K: 0 S: 4	H: 1 LOB: 2 BB: 1 P: 8	R: 0 E: 0 K: 0 S: 3	H: 0 LOB: 0 BB: 2 P: 3	R: 0 E: 1 K: 0 S: 2	H: 0 LOB: 1 BB: 2 P: 10	1B: 5 2B: 0 3B: 0 HR: 0	SF: 0 SAC: 0 DP: 1 HBP: 0	WP: 0 PB: 1 SB: 0 CS: 1	PA: 33							
PITCHER	IP	WLS	BF	H	R	ER	SO	BB	IBB	HBP	BLK	WP	HR	S	P	ERA	WHIP										
Bob Bruce, R ERA: 3.32	8.0	W	31	5	1	1	1	3	0	0	0	0	0	30	42	1.12	1.000										
Hal Woodeshick, L ERA: 0.77	1.0	S	2	0	0	0	0	0	0	0	0	0	0	2	2	0.00	0.000										

San Francisco Giants @ Houston Colt 45's
Colt Stadium, Houston, TX
Sat Jun 08 1963, 8:05 PM EDT
Att: 19,134 - Unknown - 83 F

AB	30
R	1
H	5
RBI	1
BB	3
SO	1
LOB	13



Batter	1	2	3	4	5	6	7	8	9	AB	R	H	RBI	BB	SO	LOB	BOTTOM										
Ernie Fazio, R OBP: 0.280, SLG: 0.257	F7		E5			P6		SH3-4		3	1	0	0	1	0	0											
Al Spangler, L OBP: 0.316, SLG: 0.321	P4		F8			FC5-4		SH3-4		3	0	1	0	0	0	1											
Bob Aspromonte, R OBP: 0.266, SLG: 0.281	F9			6-3		FC5-4		F7		4	0	0	0	0	0	2											
Carl Warwick, R OBP: 0.413, SLG: 0.474		5-3		5-3				1B		2	0	0	0	2	0	0											
Rusty Staub, L OBP: 0.331, SLG: 0.369		F5				4-3				3	0	1	1	1	0	2											
Howie Goss, R OBP: 0.274, SLG: 0.394					L7					4	1	2	0	0	1	3											
John Bateman, R OBP: 0.238, SLG: 0.353										3	0	1	0	0	0	1											
J C Hartman, R OBP: 0.167, SLG: 0.145			L9							3	0	0	0	0	0	1											
Bob Bruce, R OBP: 0.103, SLG: 0.037										3	0	0	0	0	0	0											
Hal Woodeshick, R OBP: 0.200, SLG: 0.200			3-1							0	0	0	0	0	0	0											
Inning Stats	R: 0 E: 0 K: 0 S: 3	H: 0 LOB: 0 BB: 0 P: 3	R: 0 E: 0 K: 0 S: 4	H: 1 LOB: 1 BB: 0 P: 4	R: 0 E: 1 K: 0 S: 4	H: 0 LOB: 1 BB: 0 P: 4	R: 0 E: 0 K: 0 S: 3	H: 0 LOB: 0 BB: 0 P: 3	R: 0 E: 0 K: 0 S: 4	H: 1 LOB: 2 BB: 1 P: 8	R: 1 E: 0 K: 0 S: 4	H: 2 LOB: 0 BB: 0 P: 4	R: 1 E: 0 K: 1 S: 6	H: 1 LOB: 2 BB: 2 P: 14	1B: 4 2B: 1 3B: 0 HR: 0	SF: 0 SAC: 1 DP: 1 HBP: 0	WP: 0 PB: 0 SB: 0 CS: 0	PA: 33									
PITCHER	IP	WLS	BF	H	R	ER	SO	BB	IBB	HBP	BLK	WP	HR	S	P	ERA	WHIP										
Billy O'Dell, L ERA: 3.0	7.2	L	32	5	2	2	0	3	1	0	0	0	0	28	44	2.35	1.043										
Don Larsen, R ERA: 2.3	0.1		1	0	0	0	1	0	0	0	0	0	0	3	3	0.00	0.000										

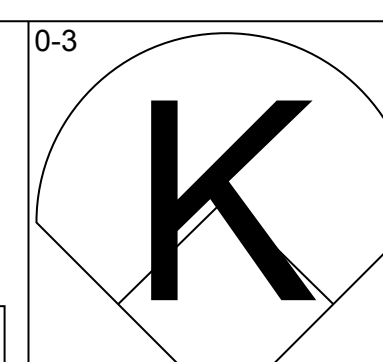
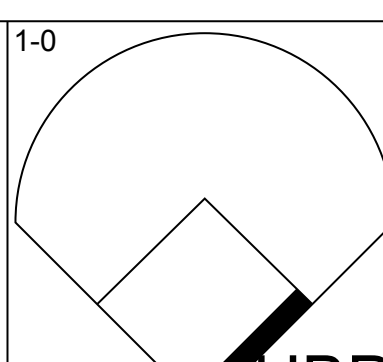
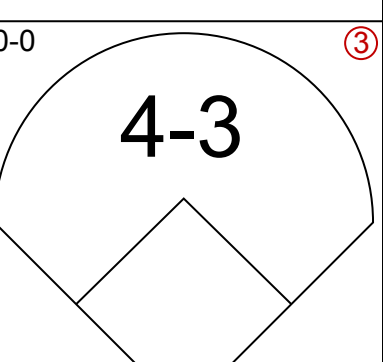
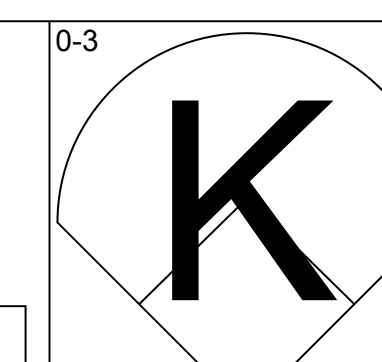
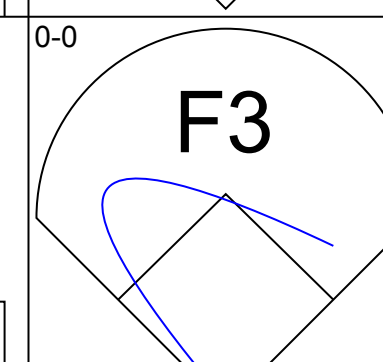
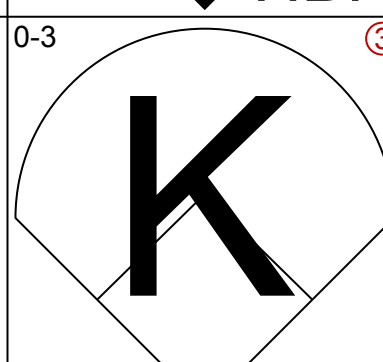
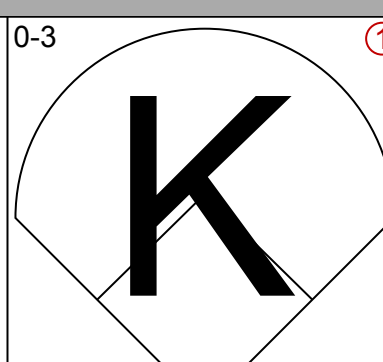
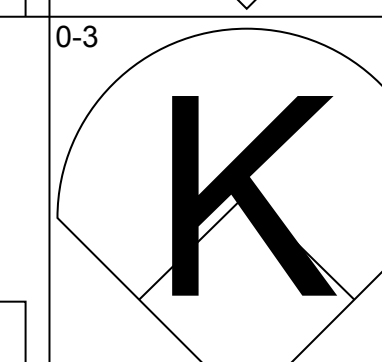
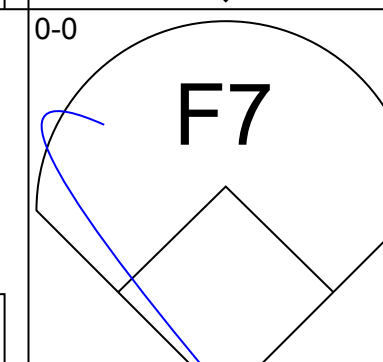
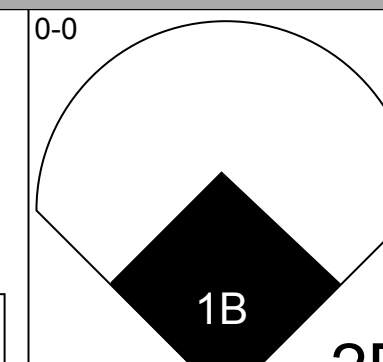
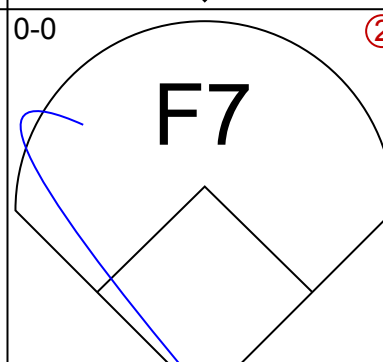
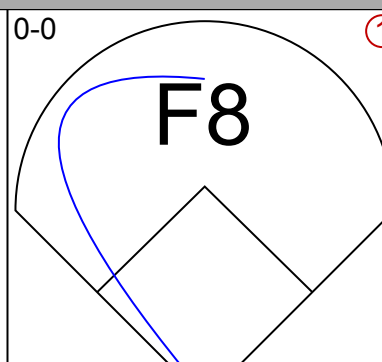
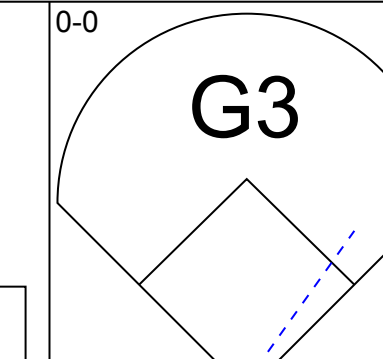
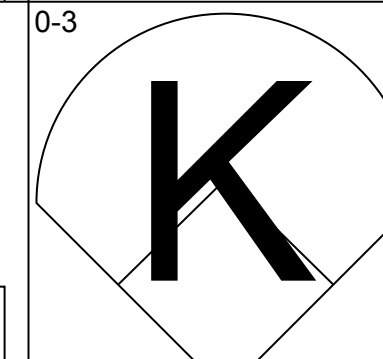
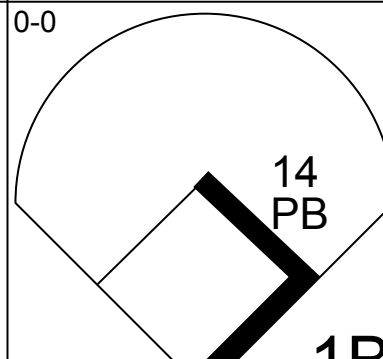
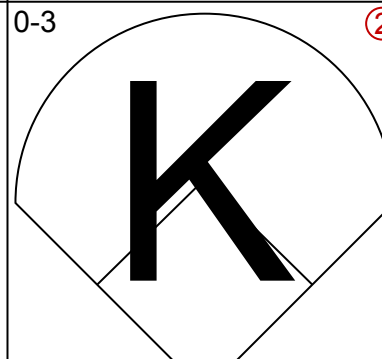
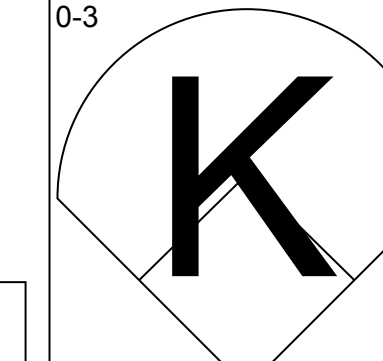
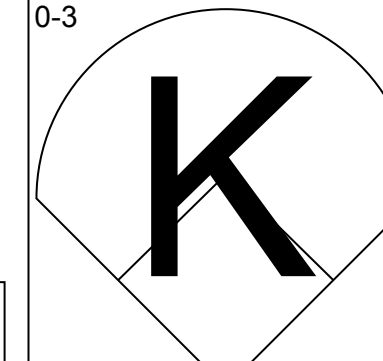
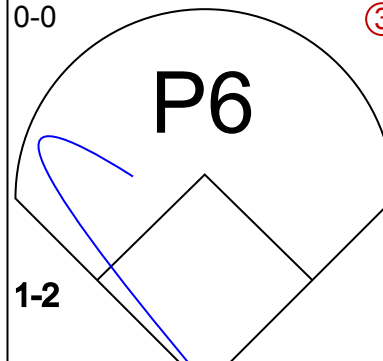
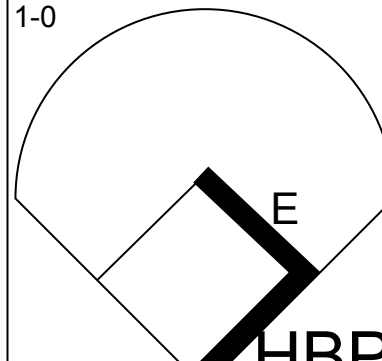
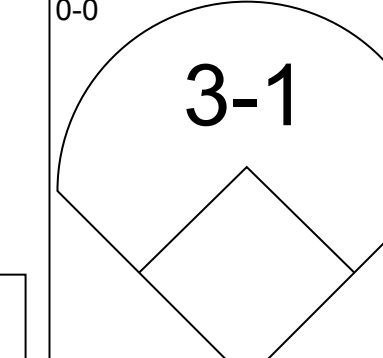
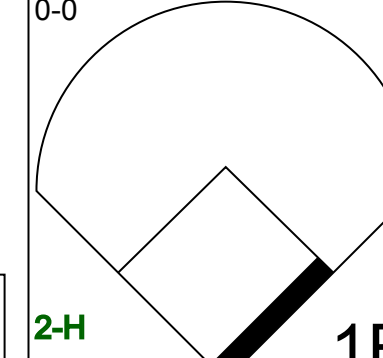
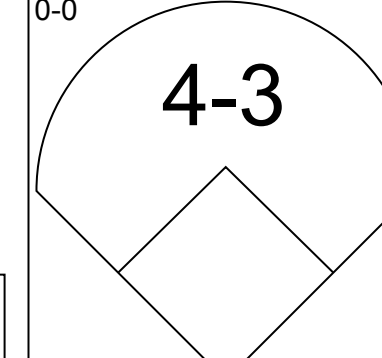
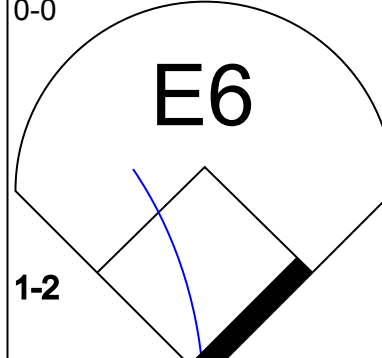
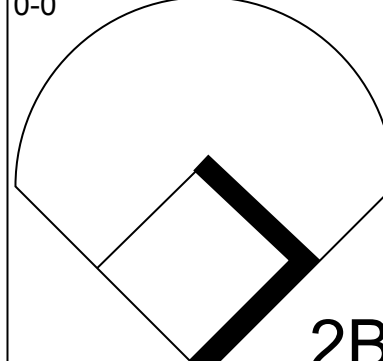
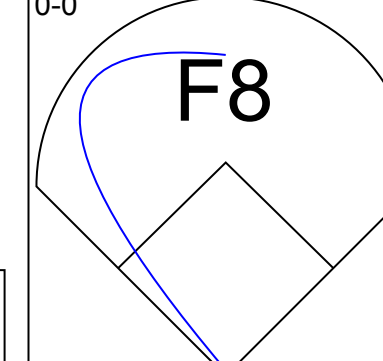
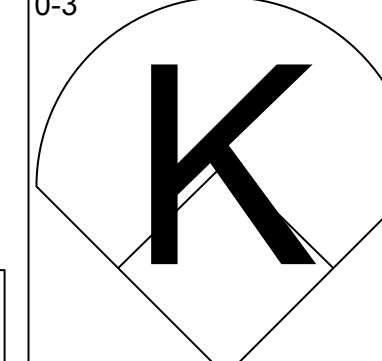
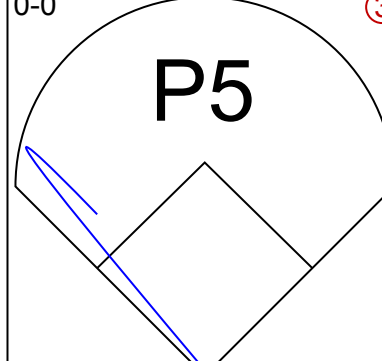
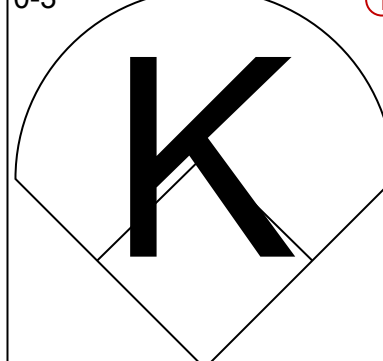
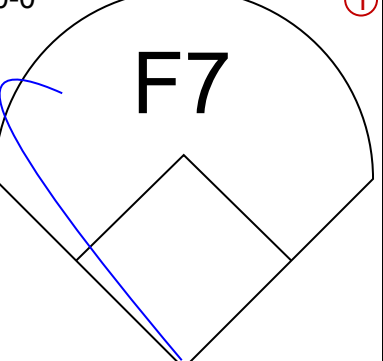
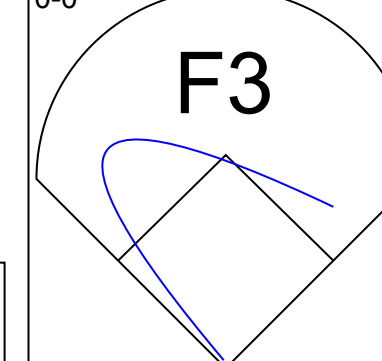

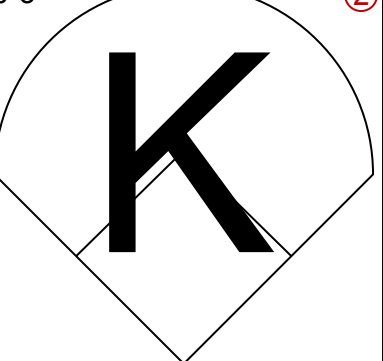
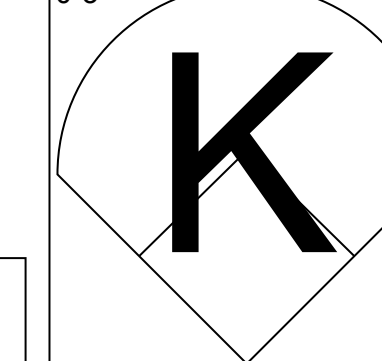
San Francisco Giants @ Houston Colt 45's
Colt Stadium, Houston, TX
Sat Jun 08 1963, 8:05 PM EDT
Att: 19,134 - Unknown - 83 F

AB	28
R	2
H	5
RBI	1
BB	4
SO	1
LOB	10



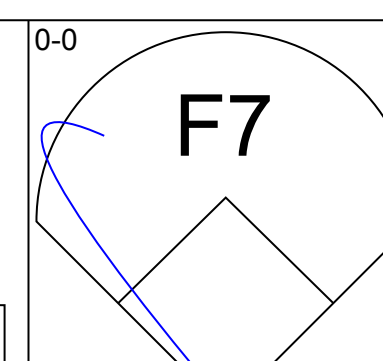
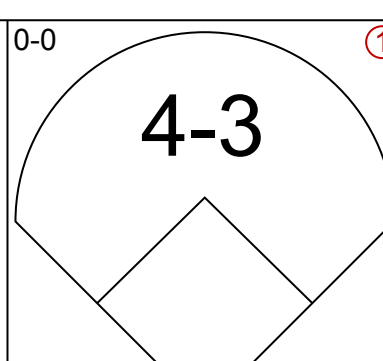
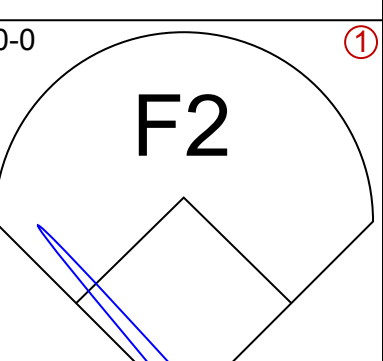
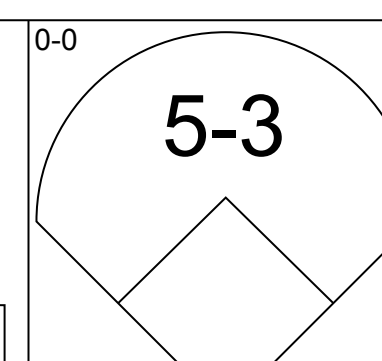
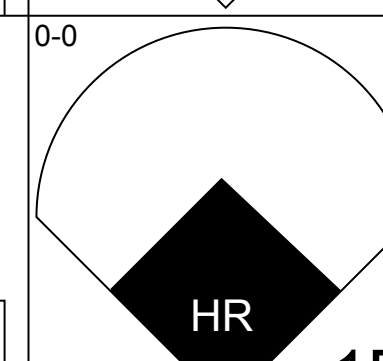
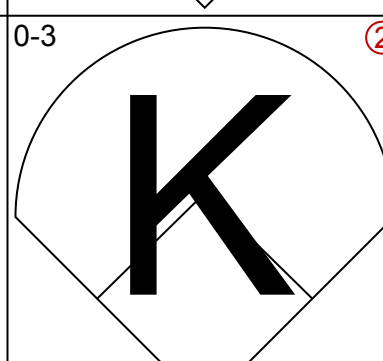
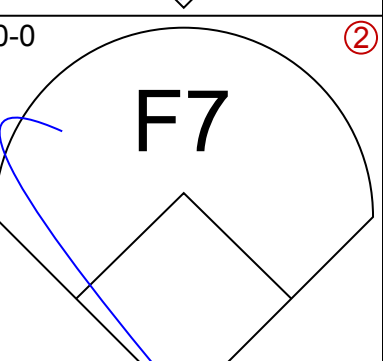
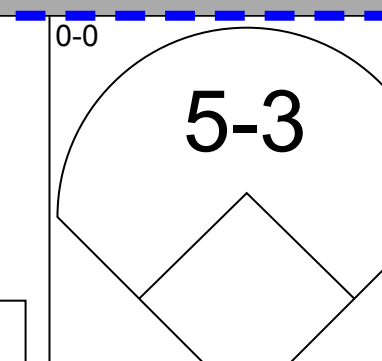
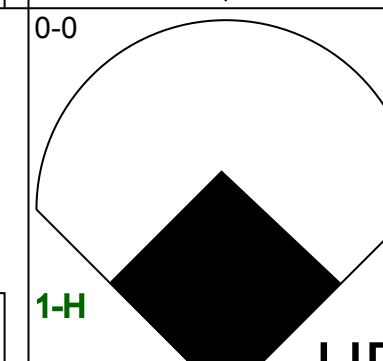
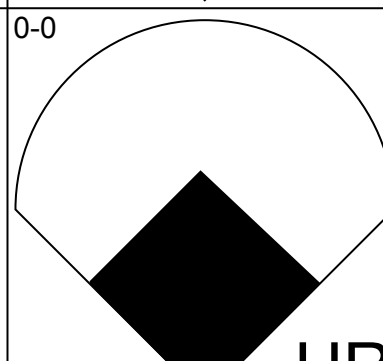
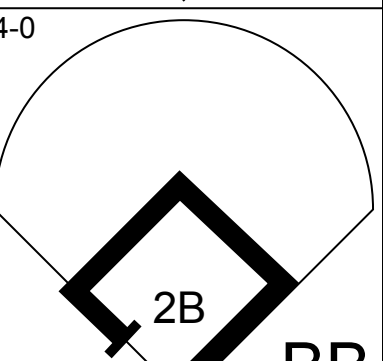
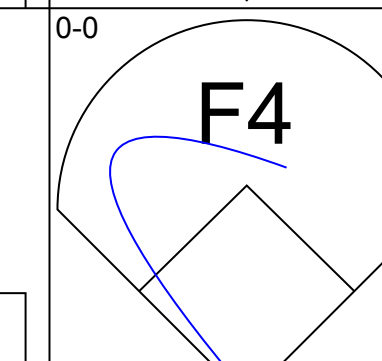
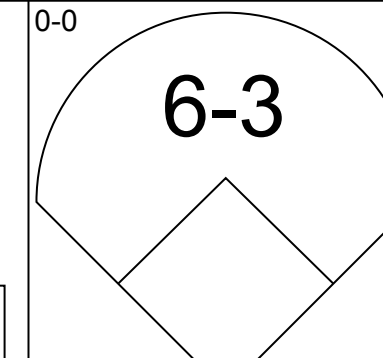
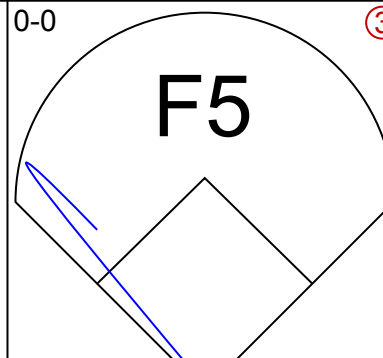
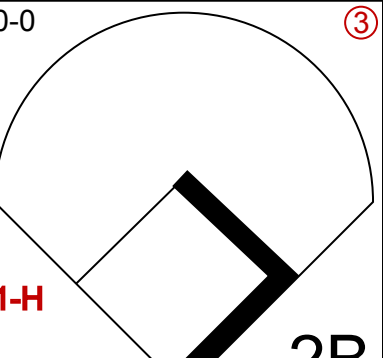
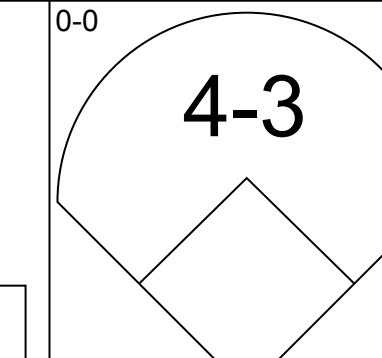
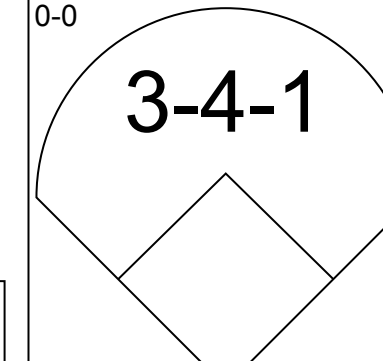
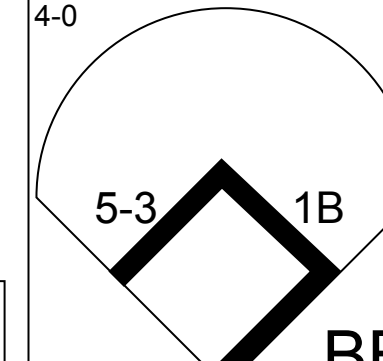
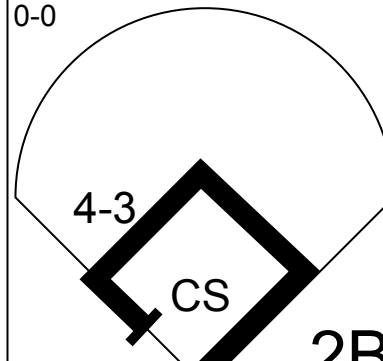
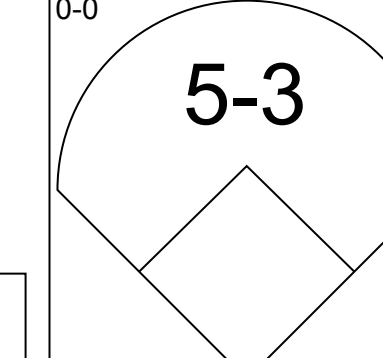
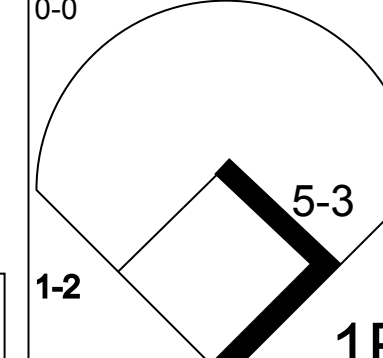
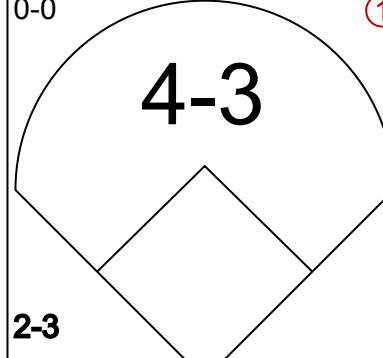
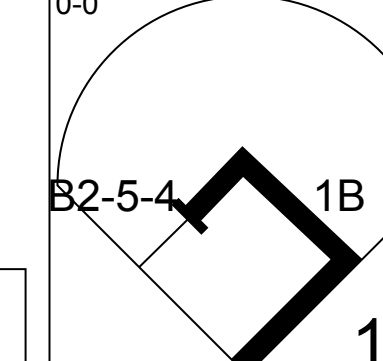
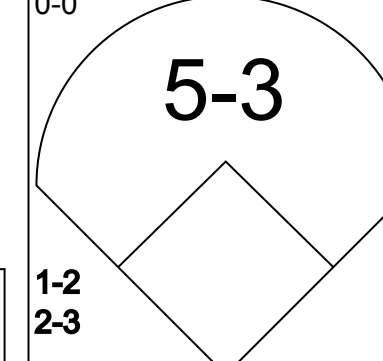
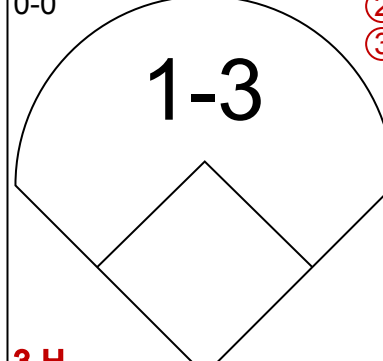
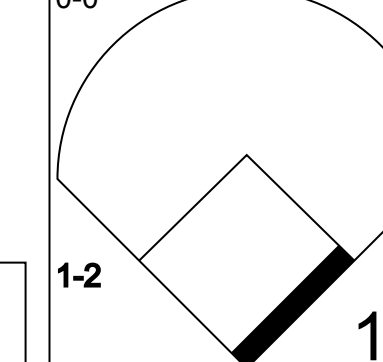
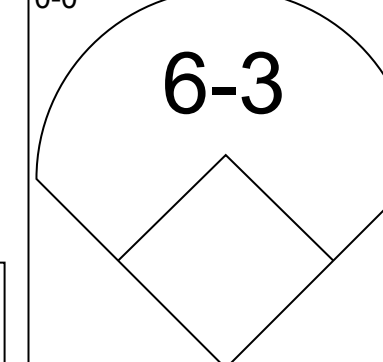
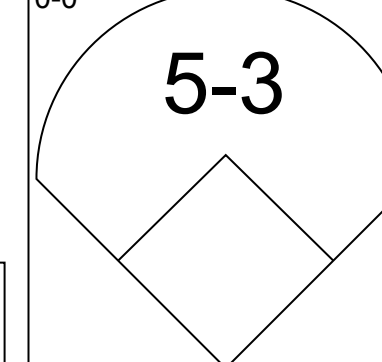
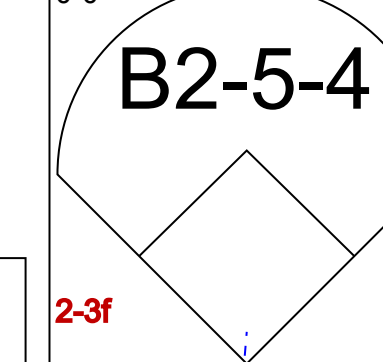
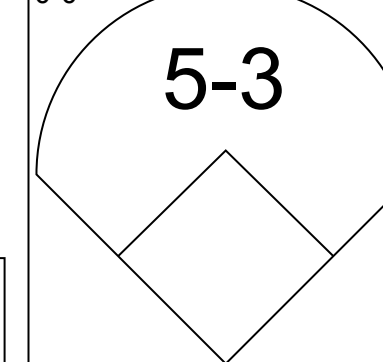
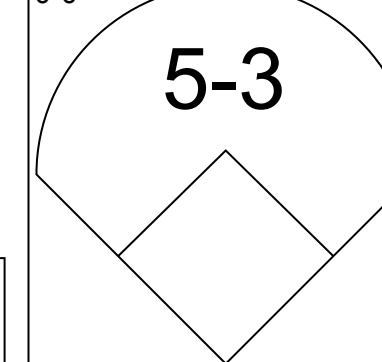
Batter	1	2	3	4	5	6	7	8	9	AB	R	H	RBI	BB	SO	LOB	TOP
Chuck Hiller, L (1, 4) <small>OBP: 0.202, SLG: 0.150</small> Harvey Kuenn, R (8, FH) <small>OBP: 0.267, SLG: 0.302</small> Ernie Bowman, R (8, PR) <small>OBP: 0.182, SLG: 0.273</small> (8, 4)										2	1	0	0	2	0	0	San Francisco Giants @ Los Angeles Dodgers Dodger Stadium, Los Angeles, CA Mon Jun 10 1963, 7:05 PM PDT Att: 52,993 - Unknown
Jim Davenport, R (1, 5) <small>OBP: 0.286, SLG: 0.345</small>										4	0	1	0	0	1	4	
Willie Mays, R (1, 8) <small>OBP: 0.358, SLG: 0.463</small>										3	2	3	1	2	0	0	
Willie McCovey, L (1, 7) <small>OBP: 0.378, SLG: 0.511</small>										4	2	2	2	1	1	3	
Orlando Cepeda, R (1, 3) <small>OBP: 0.369, SLG: 0.551</small>										5	1	1	1	0	0	5	
Ed Bailey, L (1, 2) <small>OBP: 0.403, SLG: 0.642</small>										4	1	1	2	1	1	0	
Felipe Alou, R (1, 9) <small>OBP: 0.339, SLG: 0.528</small>										4	0	2	0	1	0	0	
Jose Pagan, R (1, 6) <small>OBP: 0.256, SLG: 0.257</small>										4	0	2	0	0	0	2	
Billy Pierce, L (1, 1) Don Larsen, R (6, 1)										2	0	0	0	0	0	2	
Inning Stats	R: 2 H: 2 E: 0 LOB: 0 K: 1 BB: 0 S: 12 P: 21	R: 0 H: 1 E: 0 LOB: 1 K: 0 BB: 1 S: 12 P: 18	R: 0 H: 2 E: 0 LOB: 2 K: 0 BB: 1 S: 6 P: 13	R: 0 H: 0 E: 0 LOB: 1 K: 0 BB: 0 S: 6 P: 11	R: 1 H: 1 E: 0 LOB: 1 K: 1 BB: 1 S: 11 P: 18	R: 0 H: 0 E: 0 LOB: 0 K: 0 BB: 0 S: 6 P: 7	R: 0 H: 0 E: 0 LOB: 2 K: 0 BB: 2 S: 8 P: 22	R: 1 H: 3 E: 0 LOB: 3 K: 1 BB: 1 S: 13 P: 25	R: 3 H: 3 E: 1 LOB: 2 K: 1 BB: 2 S: 18 P: 29	1B: 9 SF: 0 2B: 0 SAC: 1 3B: 0 DP: 2 HR: 3 HBP: 1	WP: 0 PA: 46 PB: 0 SB: 1 CS: 0						
PITCHER	IP WLS BF H R ER SO BB IBB HBP BLK WP HR S P ERA WHIP	PITCHER														ERA WHIP	
Bob Miller, R (1, 1) <small>ERA: 3.12</small>	6.0	26	6	3	3	2	2	1	1	0	0	0	1	53	88	4.50	1.333
Ron Perranoski, L (7, 1) <small>ERA: 2.99</small>	2.0	L	12	3	1	1	2	1	0	0	0	1	21	47	4.50	2.500	
Pete Richert, L (9, 1) <small>ERA: 6.84</small>	0.1	5	2	3	3	0	2	0	0	0	0	1	9	17	81.00	12.000	
Ed Roebuck, R (9, 1) <small>ERA: 3.38</small>	0.2	3	1	0	0	1	0	0	0	0	0	0	9	12	0.00	1.500	

Batter	1	2	3	4	5	6	7	8	9	AB	R	H	RBI	BB	SO	LOB	BOTTOM
Maury Wills, S (1, 5) <small>OBP: 0.358, SLG: 0.349</small>										4	0	2	1	1	0	3	San Francisco Giants @ Los Angeles Dodgers Dodger Stadium, Los Angeles, CA Mon Jun 10 1963, 7:05 PM PDT Att: 52,993 - Unknown
Jim Gilliam, S (1, 4) <small>OBP: 0.337, SLG: 0.396</small>										5	0	0	0	0	1	6	
Ron Fairly, L (1, 8) <small>OBP: 0.352, SLG: 0.401</small> (8, 3)										4	0	0	0	1	3	1	
Tommy Davis, R (1, 7) <small>OBP: 0.366, SLG: 0.465</small>										5	1	1	0	0	0	2	
Frank Howard, R (1, 9) <small>OBP: 0.333, SLG: 0.492</small>										5	0	1	0	0	2	2	
Bill Skowron, R (1, 3) <small>OBP: 0.270, SLG: 0.272</small>										3	0	0	0	0	1	1	
Willie Davis, L (8, 8) <small>OBP: 0.271, SLG: 0.388</small>										3	1	2	0	1	0	0	
John Roseboro, L (1, 2) <small>OBP: 0.303, SLG: 0.375</small>										3	1	2	0	1	0	0	
Dick Tracewski, R (1, 6) <small>OBP: 0.325, SLG: 0.264</small>										3	1	2	1	1	0	1	
Bob Miller, R (1, 1) <small>OBP: 0.338, SLG: 0.038</small> Leo Wills, R (6, PH) <small>OBP: 0.270, SLG: 0.302</small> Ron Perranoski, L (7, 1) <small>OBP: 0.352, SLG: 0.401</small> Wally Moon, R (8, PH) <small>OBP: 0.305, SLG: 0.395</small> Pete Richert, L (9, 1) <small>OBP: 0.352, SLG: 0.333</small> Ed Roebuck, R (9, 1)										2	0	1	1	0	0	1	
Inning Stats	R: 0 H: 1 E: 0 LOB: 1 K: 1 BB: 0 S: 11 P: 19	R: 1 H: 2 E: 0 LOB: 1 K: 0 BB: 0 S: 9 P: 13	R: 0 H: 0 E: 0 LOB: 0 K: 1 BB: 0 S: 5 P: 7	R: 1 H: 3 E: 0 LOB: 3 K: 0 BB: 1 S: 16 P: 29	R: 0 H: 0 E: 0 LOB: 1 K: 1 BB: 1 S: 8 P: 15	R: 1 H: 2 E: 0 LOB: 2 K: 1 BB: 1 S: 11 P: 19	R: 0 H: 0 E: 0 LOB: 0 K: 2 BB: 0 S: 8 P: 13	R: 0 H: 0 E: 0 LOB: 3 K: 1 BB: 3 S: 15 P: 31	R: 0 H: 1 E: 0 LOB: 1 K: 1 BB: 0 S: 12 P: 12	1B: 8 SF: 0 2B: 0 SAC: 0 3B: 1 DP: 0 HR: 0 HBP: 0	WP: 0 PA: 42 PB: 0 SB: 0 CS: 0						
PITCHER	IP WLS BF H R ER SO BB IBB HBP BLK WP HR S P ERA WHIP	PITCHER														ERA WHIP	
Billy Pierce, L (1, 1) <small>ERA: 3.58</small>	5.2	28	8	3	3	4	3	0	0	0	0	0	59	99	4.76	1.941	
Don Larsen, R (6, 1) <small>ERA: 1.89</small>	3.1	W	14	1	0	0	4	3	0	0	0	0	36	59	0.00	1.200	

Batter	1	2	3	4	5	6	7	8	9	AB	R	H	RBI	BB	SO	LOB	TOP							
Lou Brock, L OBP: 0.306, SLG: 0.397 (1, 9)										3	0	0	0	0	2	0	Chicago Cubs @ San Francisco Giants Candlestick Park, San Francisco, CA Wed Jun 12 1963, 6:33 AM EDT Att. 15,218 - Cloudy							
Ken Hubbs, R OBP: 0.393, SLG: 0.393 (1, 4)										4	0	0	0	0	3	2								
Billy Williams, L OBP: 0.377, SLG: 0.498 (1, 7)										4	1	1	0	0	0	0								
Ron Santo, R OBP: 0.329, SLG: 0.481 (1, 5)										4	0	1	0	0	2	1								
14 Ernie Banks, R OBP: 0.284, SLG: 0.464 (1, 3)										3	0	0	0	0	2	2								
Andre Rodgers, R OBP: 0.295, SLG: 0.276 (1, 6)										4	0	1	1	0	0	1								
Nelson Mathews, R OBP: 0.252, SLG: 0.283 (9, PH) Bob Will, L OBP: 0.208, SLG: 0.174										3	0	1	0	0	1	1								
Dick Bertell, R OBP: 0.317, SLG: 0.296 (1, 2)										3	0	0	0	0	1	1								
Bob Buhl, R OBP: 0.108, SLG: 0.108 Merritt Ranew, L OBP: 0.525, SLG: 0.730 Don Elston, R (8, 1)										2	0	0	0	0	2	1								
										1	0	0	0	0	1	0								
										0	0	0	0	0	0	0								
Inning Stats	R: 0 E: 0 K: 1 S: 5	H: 0 LOB: 0 BB: 0 P: 5	R: 0 E: 0 K: 1 S: 5	H: 0 LOB: 0 BB: 0 P: 5	R: 0 E: 0 K: 3 S: 10	H: 1 LOB: 2 BB: 0 P: 11	R: 1 E: 0 K: 2 S: 9	H: 2 LOB: 1 BB: 0 P: 9	R: 0 E: 0 K: 1 S: 5	H: 0 LOB: 0 BB: 0 P: 5	R: 0 E: 0 K: 1 S: 6	H: 1 LOB: 1 BB: 0 P: 6	R: 0 E: 0 K: 1 S: 5	H: 0 LOB: 0 BB: 0 P: 5	R: 0 E: 1 K: 3 S: 9	H: 0 LOB: 0 BB: 0 P: 9	R: 0 E: 1 K: 1 S: 6	H: 0 LOB: 2 BB: 0 P: 7	1B: 2 2B: 2 HR: 0	SF: 0 SAC: 0 DP: 0 HBP: 2	WP: 0 PB: 1 SB: 0 CS: 0	PA: 34		
PITCHER Bobby Bolin, R ERA: 1.74 (1, 1)	IP: 9.0 WLS: W BF: 34 H: 4 R: 1 ER: 1 SO: 14 BB: 0 IBB: 0 HBP: 2 BLK: 0 WP: 0 HR: 0 S: 60 P: 62 ERA: 1.00 WHIP: 0.444																							

AB	32
R	1
H	4
RBI	1
BB	0
SO	14
LOB	11



Batter	1	2	3	4	5	6	7	8	9	AB	R	H	RBI	BB	SO	LOB	BOTTOM						
Chuck Hiller, L OBP: 0.207, SLG: 0.159 (1, 4)										4	0	0	0	0	0	0	Chicago Cubs @ San Francisco Giants Candlestick Park, San Francisco, CA Wed Jun 12 1963, 6:33 AM EDT Att. 15,218 - Cloudy						
Felipe Alou, R OBP: 0.336, SLG: 0.518 (1, 9)										4	1	1	0	0	1	0							
Willie McCovey, L OBP: 0.382, SLG: 0.556 (1, 7)										3	2	2	3	1	0	0							
Willie Mays, R OBP: 0.354, SLG: 0.457 (1, 8)										4	0	1	0	0	0	0							
Ed Bailey, L OBP: 0.397, SLG: 0.626 (1, 2)										2	0	1	0	1	0	0							
Orlando Cepeda, R OBP: 0.366, SLG: 0.541 (1, 3)										3	0	1	0	0	0	1							
Jim Davenport, R OBP: 0.286, SLG: 0.343 (1, 5)										3	0	1	0	0	0	3							
Jose Pagan, R OBP: 0.253, SLG: 0.255 (1, 6)										3	0	1	0	0	0	2							
Bobby Bolin, R OBP: 0.333, SLG: 0.111 (1, 1)										3	0	0	0	0	0	4							
Inning Stats	R: 2 E: 0 K: 0 S: 5	H: 2 LOB: 0 BB: 0 P: 5	R: 0 E: 0 K: 0 S: 4	H: 2 LOB: 1 BB: 0 P: 4	R: 1 E: 0 K: 1 S: 6	H: 1 LOB: 0 BB: 0 P: 6	R: 0 E: 0 K: 0 S: 4	H: 1 LOB: 2 BB: 1 P: 8	R: 0 E: 0 K: 0 S: 3	H: 1 LOB: 0 BB: 0 P: 3	R: 0 E: 0 K: 0 S: 3	H: 0 LOB: 0 BB: 0 P: 3	R: 0 E: 0 K: 0 S: 3	H: 0 LOB: 0 BB: 0 P: 3	R: 0 E: 0 K: 0 S: 3	H: 0 LOB: 0 BB: 0 P: 3	1B: 4 2B: 2 3B: 0 HR: 2	SF: 0 SAC: 0 DP: 1 HBP: 0	WP: 0 PB: 0 SB: 0 CS: 1	PA: 31			
PITCHER Bob Buhl, R ERA: 2.46 Don Elston, R ERA: 0.7 (8, 1)	IP: 7.0 WLS: L BF: 28 H: 8 R: 3 ER: 3 SO: 3 BB: 2 IBB: 0 HBP: 0 BLK: 0 WP: 0 HR: 2 S: 28 P: 36 ERA: 3.86 WHIP: 1.429																						

AB	29
R	3
H	8
RBI	3
BB	2
SO	1
LOB	10



Batter	1	2	3	4	5	6	7	8	9	10	AB	R	H	RBI	BB	SO	LOB	TOP			
Lou Brock, L OBP: 0.301, SLG: 0.391 (1, 9)	4-3		FC6-4		F8			F5			4	0	0	0	0	0	2	Chicago Cubs @ San Francisco Giants Candlestick Park, San Francisco, CA Thu Jun 13 1963, 6:33 AM EDT Att: 12,217 - Sunny			
Ken Hubbs, R OBP: 0.302, SLG: 0.391 (1, 4)	P4		K					6-3			4	0	1	0	0	1	1				
Billy Williams, L OBP: 0.375, SLG: 0.493 (1, 7)	K				F9			1-3			4	0	1	0	0	1	0				
Ron Santo, R OBP: 0.328, SLG: 0.477 (1, 5)		F8-4 14 BB 1B		K				5-3			4	0	1	0	0	1	1				
14 Ernie Banks, R OBP: 0.298, SLG: 0.459 (1, 3)		1-2 BB		F2					P4		2	0	0	0	2	0	0				
Andre Rodgers, R OBP: 0.258, SLG: 0.281 (1, 6)		F3			K2-5-2 2B			P5			4	0	1	0	0	0	4				
Nelson Mathews, R OBP: 0.252, SLG: 0.276 (1, 8)		F8-4			K2-5-2 1B BB			F2			3	1	0	0	1	0	2				
Dick Bertell, R OBP: 0.315, SLG: 0.295 (1, 2)					K2-5-2			F7			4	0	1	0	0	1	2				
Dick Ellsworth, L OBP: 0.139, SLG: 0.088 (1, 1)			FC1-6 1B		1-2 2-3			K			4	0	1	1	0	2	1				
			FC1-6 FC6-4		2-H 1B																
Inning Stats	R: 0 E: 0 K: 1 S: 5	H: 0 LOB: 0 BB: 0 P: 5	R: 0 E: 0 K: 0 S: 3	H: 1 LOB: 1 BB: 1 P: 7	R: 0 E: 0 K: 1 S: 6	H: 1 LOB: 1 BB: 0 P: 6	R: 0 E: 0 K: 1 S: 5	H: 0 LOB: 0 BB: 0 P: 5	R: 1 E: 0 K: 1 S: 6	H: 2 LOB: 1 BB: 1 P: 10	R: 0 E: 0 K: 0 S: 4	H: 0 LOB: 0 BB: 0 P: 8	R: 0 E: 0 K: 0 S: 3	H: 0 LOB: 0 BB: 0 P: 3	R: 0 E: 0 K: 1 S: 5	H: 0 LOB: 0 BB: 0 P: 5	R: 0 E: 0 K: 1 S: 5	H: 0 LOB: 0 BB: 0 P: 5	1B: 5 2B: 3 3B: 0 HR: 0	SF: 0 SAC: 0 DP: 2 HBP: 0	WP: 0 PA: 36 PB: 0 SB: 0 CS: 0
PITCHER Billy O'Dell, L ERA: 2.78 (1, 1)	IP: 10.0 W: 10 L: 0 BF: 36 H: 6 R: 1 ER: 1 SO: 6 BB: 2 IBB: 1 HBP: 0 BLK: 0 WP: 0 HR: 0 S: 45 P: 57 ERA: 0.90 WHIP: 0.800																				

Batter	1	2	3	4	5	6	7	8	9	10	AB	R	H	RBI	BB	SO	LOB	BOTTOM					
Joey Amalfitano, R OBP: 0.259, SLG: 0.230 (1, 4)	F8			4-3		G1-6-3			4-3		4	0	0	0	0	0	1	Chicago Cubs @ San Francisco Giants Candlestick Park, San Francisco, CA Thu Jun 13 1963, 6:33 AM EDT Att: 12,217 - Sunny					
Felipe Alou, R OBP: 0.339, SLG: 0.530 (1, 9)	4-3			FC4-6 1B				HR			4	1	2	1	0	0	0						
Willie McCovey, L OBP: 0.376, SLG: 0.545 (1, 7)	G3			FC4-6				K			4	0	0	0	0	1	1						
Willie Mays, R OBP: 0.357, SLG: 0.471 (1, 8)				P6				F8			4	1	2	1	0	0	1						
Orlando Cepeda, R OBP: 0.352, SLG: 0.534 (1, 3)				G6-4-3 1B																			
Jim Davenport, R OBP: 0.284, SLG: 0.338 (1, 5)				G6-4-3				1-3			3	0	0	0	0	0	1						
Tom Haller, L OBP: 0.289, SLG: 0.356 (1, 2)				1-2				K			3	0	0	0	0	1	0						
Jose Pagan, R OBP: 0.250, SLG: 0.251 (1, 6)				K				F4			3	0	0	0	0	1	0						
Billy O'Dell, S OBP: 0.139, SLG: 0.114 (1, 1)				F8				F9			3	0	0	0	0	1	0						
				F8				6-3			3	0	0	0	0	0	0						
Inning Stats	R: 0 E: 0 K: 0 S: 3	H: 0 LOB: 0 BB: 0 P: 3	R: 0 E: 0 K: 0 S: 3	H: 1 LOB: 0 BB: 0 P: 3	R: 0 E: 0 K: 1 S: 5	H: 0 LOB: 0 BB: 0 P: 5	R: 0 E: 0 K: 0 S: 4	H: 1 LOB: 1 BB: 0 P: 4	R: 0 E: 0 K: 0 S: 3	H: 0 LOB: 0 BB: 0 P: 3	R: 0 E: 0 K: 0 S: 2	H: 0 LOB: 0 BB: 0 P: 6	R: 1 E: 0 K: 1 S: 6	H: 1 LOB: 0 BB: 0 P: 6	R: 0 E: 0 K: 1 S: 5	H: 0 LOB: 0 BB: 0 P: 5	R: 0 E: 0 K: 1 S: 5	H: 0 LOB: 0 BB: 0 P: 5	R: 1 E: 0 K: 0 S: 2	H: 1 LOB: 0 BB: 0 P: 2	1B: 2 2B: 0 3B: 0 HR: 2	SF: 0 SAC: 0 DP: 2 HBP: 0	WP: 0 PA: 31 PB: 0 SB: 0 CS: 0
PITCHER Dick Ellsworth, L ERA: 1.98 (1, 1)	IP: 9.1 W: 9 L: 1 BF: 31 H: 4 R: 2 ER: 2 SO: 4 BB: 1 IBB: 0 HBP: 0 BLK: 0 WP: 0 HR: 2 S: 38 P: 42 ERA: 1.93 WHIP: 0.536																						

Batter	1	2	3	4	5	6	7	8	9	AB	R	H	RBI	BB	SO	LOB	TOP		
Ernie Fazio, R (1,4) OBP: 0.271, SLG: 0.255	G3			F2		K		5-3		4	0	0	0	0	1	2			
Brock Davis, L (1,8) OBP: 0.333, SLG: 0.406	4-3			F7		1-3			HR	4	1	1	1	0	0	1			
Bob Aspromonte, R (1,5) OBP: 0.267, SLG: 0.299	P1			2B			F7		P4	4	0	1	0	0	0	0			
Carl Warwick, R (1,9) OBP: 0.399, SLG: 0.451		1-3		4-3			1B		1B	4	0	2	0	0	0	1			
Rusty Staub, L (1,3) OBP: 0.316, SLG: 0.347		6-3			3-1		F7		F8	4	0	0	0	0	0	2			
Al Spangler, L (1,7) OBP: 0.310, SLG: 0.318	G3				P4		P6		4-3	4	0	0	0	0	0	2			
Bob Lillis, R (1,6) OBP: 0.249, SLG: 0.261			6-3		5-3			F7-4-3 1B		3	0	1	0	0	0	0			
John Bateman, R (1,2) OBP: 0.236, SLG: 0.324			6-3				1B	F7-4-3 1-2		3	0	1	0	0	0	1			
Hal Brown, R (1,1) Pete Runnels, L (8, PH) J C Hartman, R (8, PR) Hal Woodeshick, R (8, 1) OBP: 0.273, SLG: 0.273			F8				P5	1B		2	0	0	0	0	0	1			
Inning Stats	R: 0 E: 0 K: 0 S: 3	H: 0 LOB: 0 BB: 0 P: 3	R: 0 E: 0 K: 0 S: 3	H: 0 LOB: 0 BB: 0 P: 3	R: 0 E: 0 K: 0 S: 3	H: 0 LOB: 0 BB: 0 P: 3	R: 0 E: 0 K: 0 S: 4	H: 1 LOB: 1 BB: 0 P: 4	R: 0 E: 0 K: 1 S: 6	H: 1 LOB: 1 BB: 0 P: 6	R: 0 E: 0 K: 0 S: 4	H: 1 LOB: 1 BB: 0 P: 4	R: 0 E: 0 K: 0 S: 4	H: 2 LOB: 1 BB: 0 P: 4	R: 1 E: 0 K: 0 S: 5	H: 2 LOB: 1 BB: 0 P: 5	1B: 5 2B: 2 3B: 0 HR: 1	SF: 0 SAC: 0 DP: 1 HBP: 0	WP: 0 PA: 33 PB: 0 SB: 0 CS: 0
PITCHER	IP	WLS	BF	H	R	ER	SO	BB	IBB	HBP	BLK	WP	HR	S	P	ERA	WHIP		
Jack Sanford, R (1,1) ERA: 2.56	8.1	W	31	7	1	1	1	0	0	0	0	0	1	33	33	1.08	0.840		
Billy Pierce, L (9,1) ERA: 3.52	0.2	S	2	0	0	0	0	0	0	0	0	0	0	2	2	0.00	0.000		

Houston Colt 45's @ San Francisco Giants
Candlestick Park, San Francisco, CA
Fri Jun 14 1963, 10:05 PM EDT
Att: 15,775 - Unknown - 59 F

AB	33
R	1
H	7
RBI	1
BB	0
SO	1
LOB	10

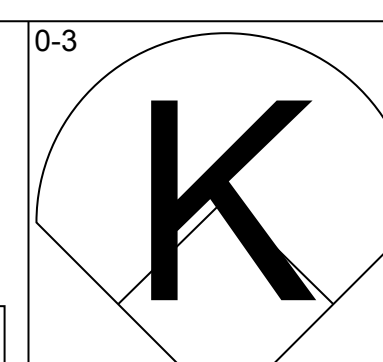
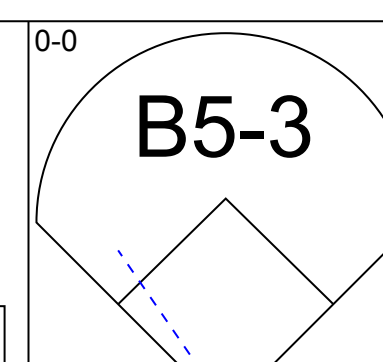
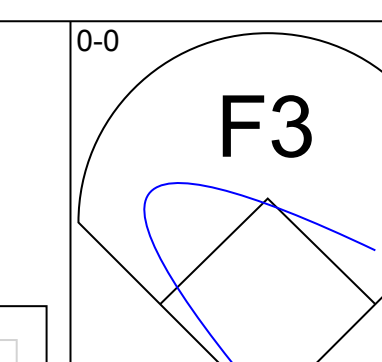
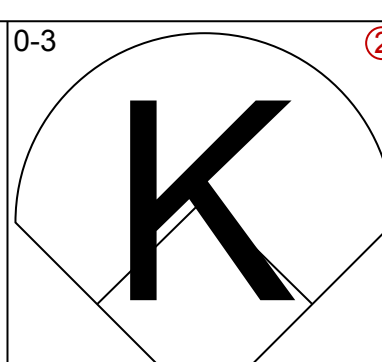
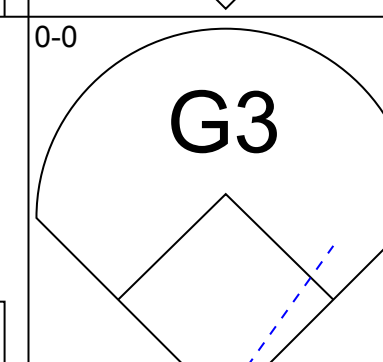
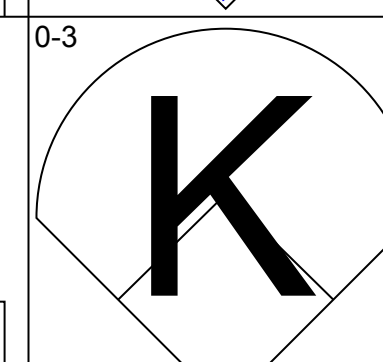
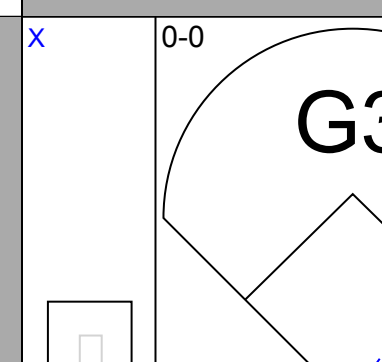
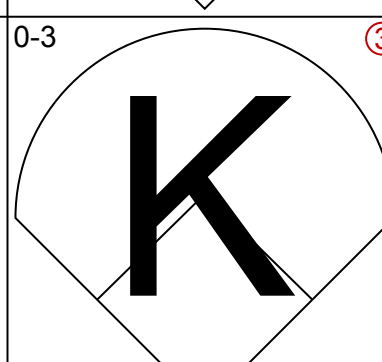
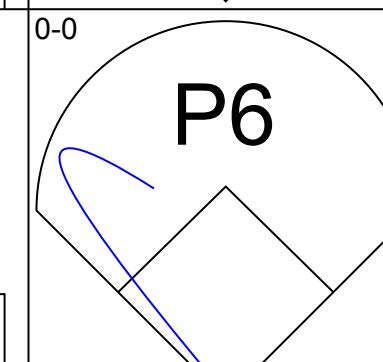
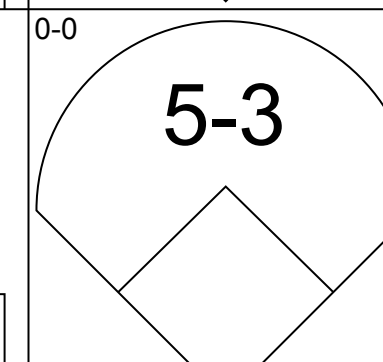
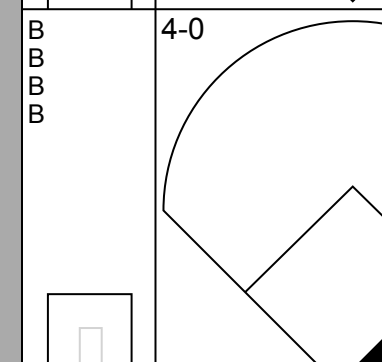
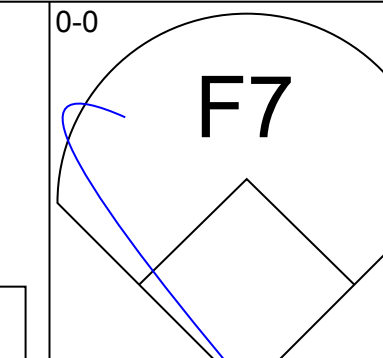
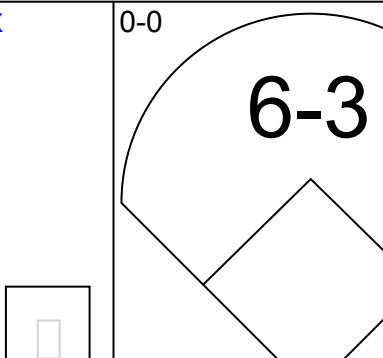
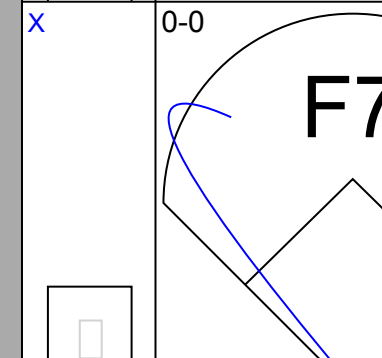
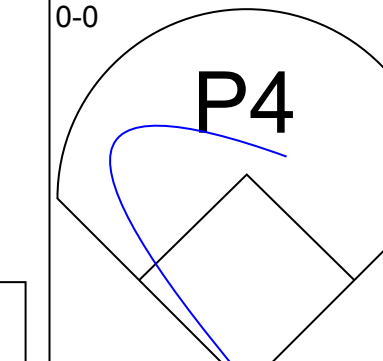
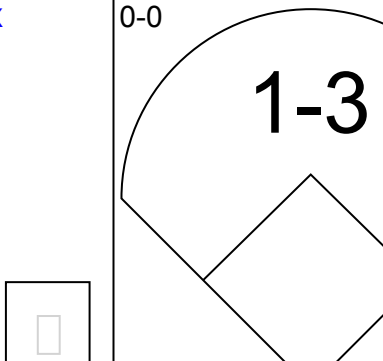
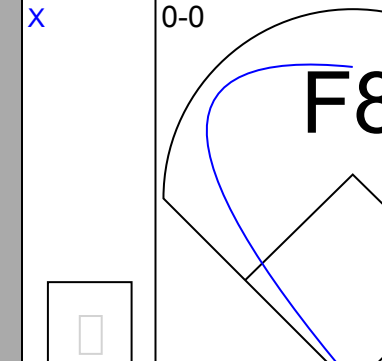
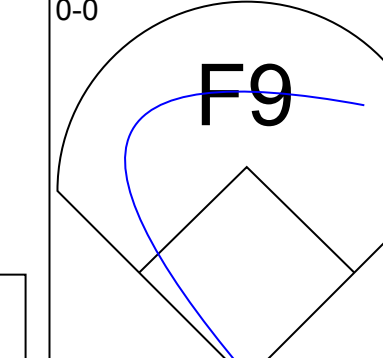
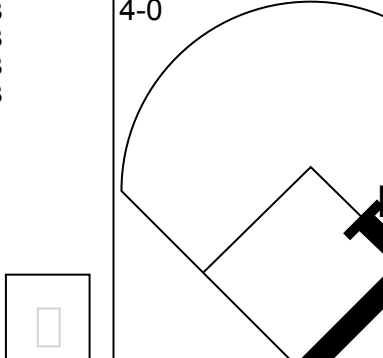
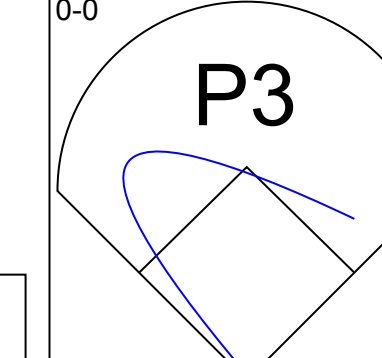
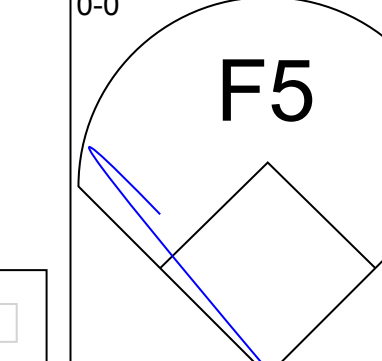
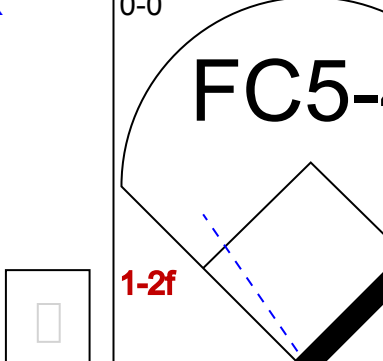
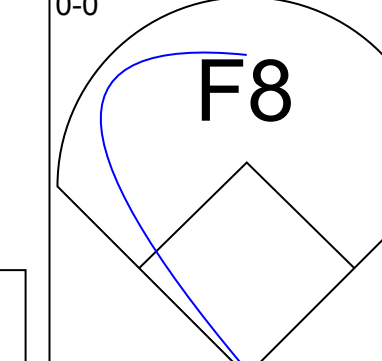
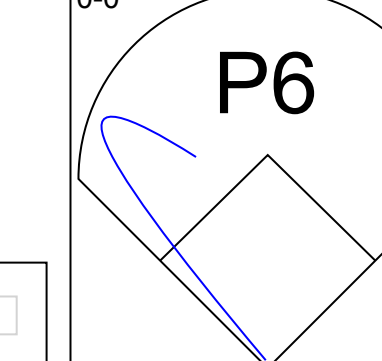
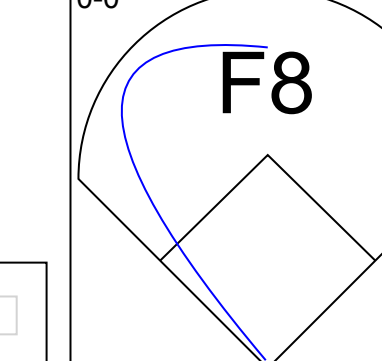
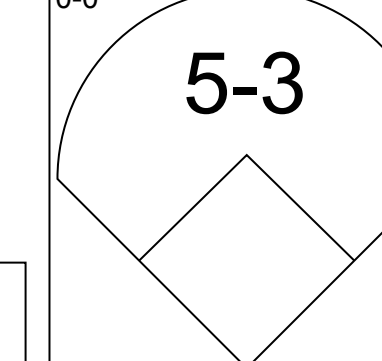
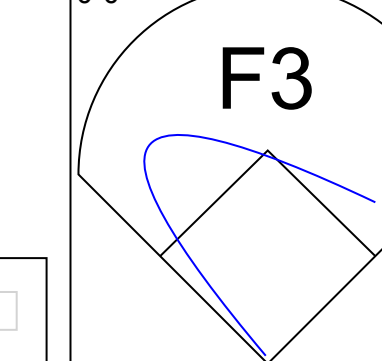
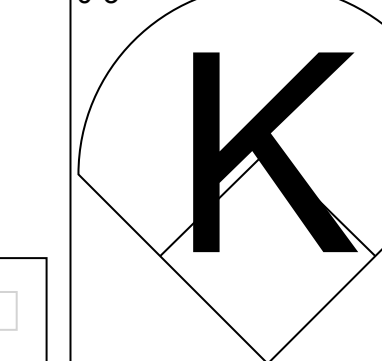
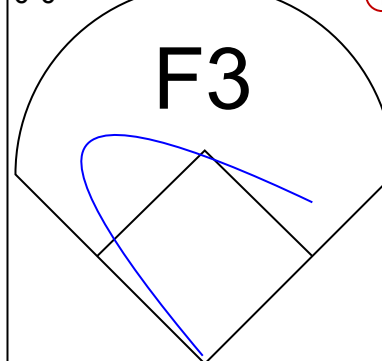


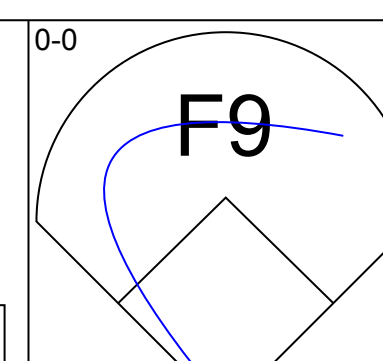
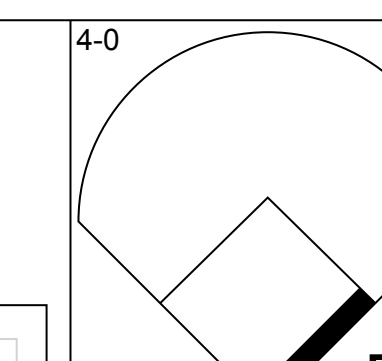
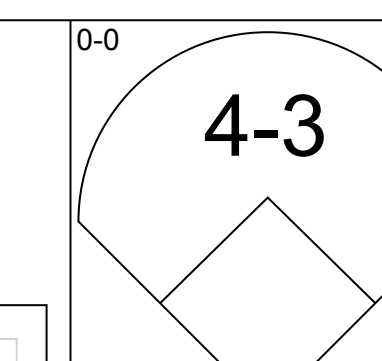
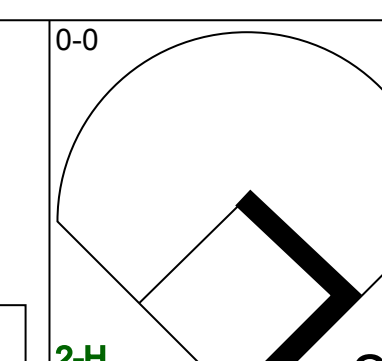
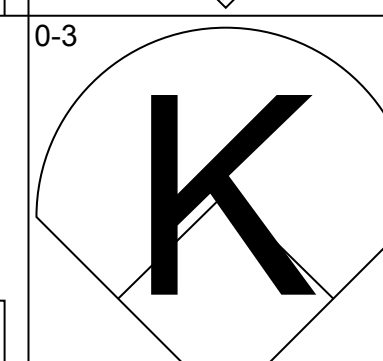
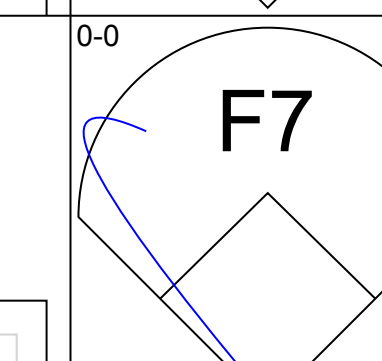
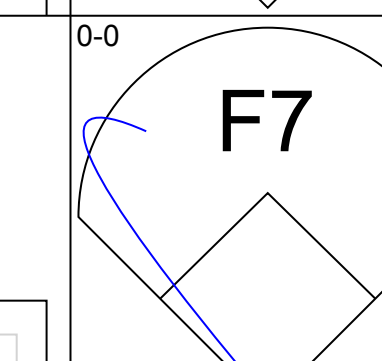
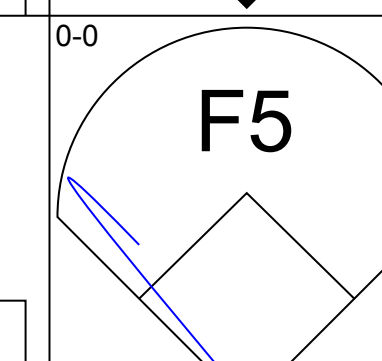
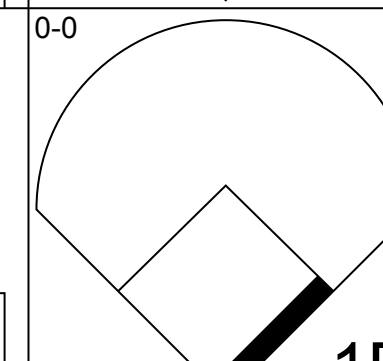
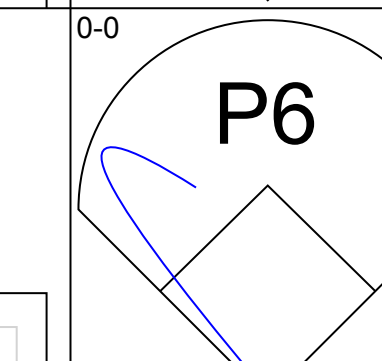
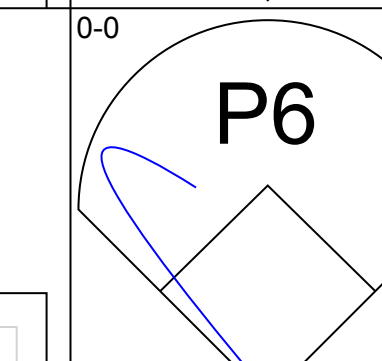
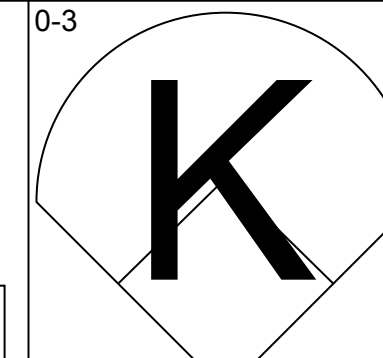
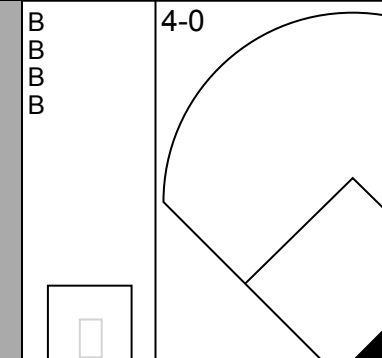
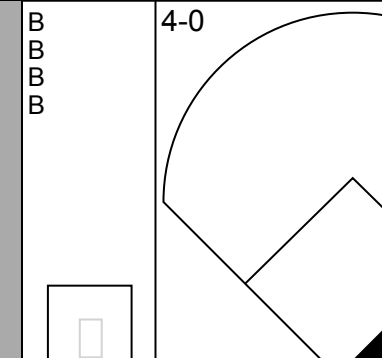
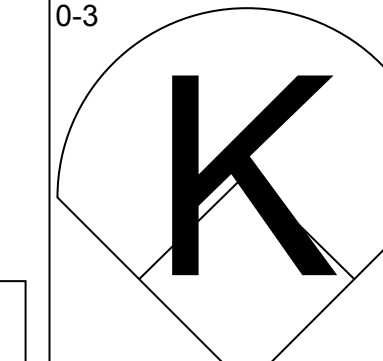
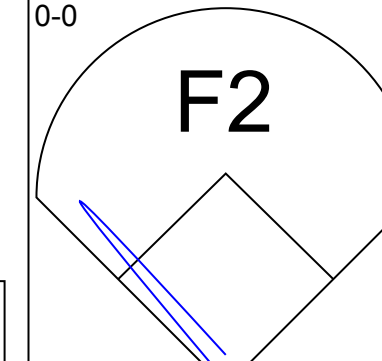
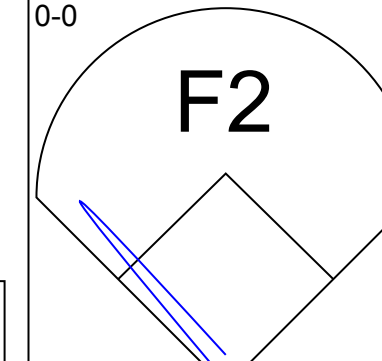
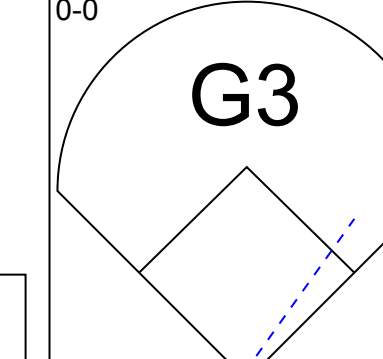
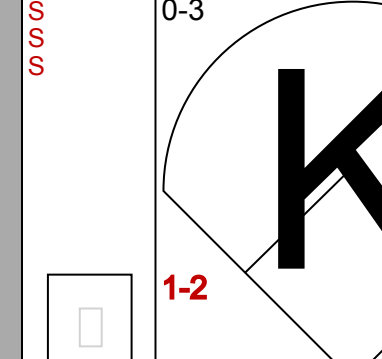
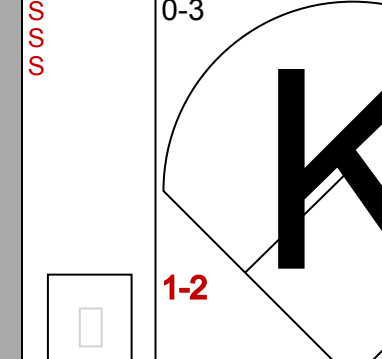
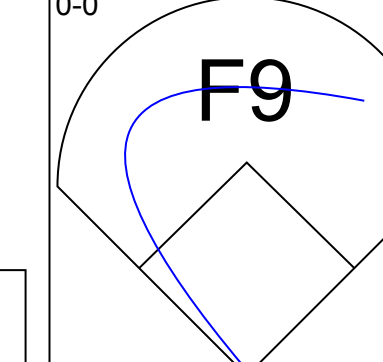
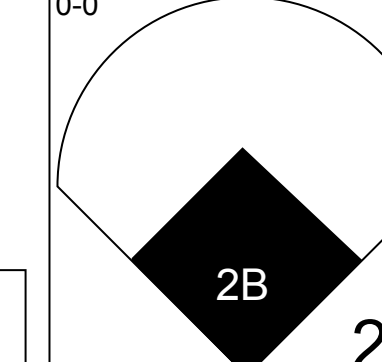
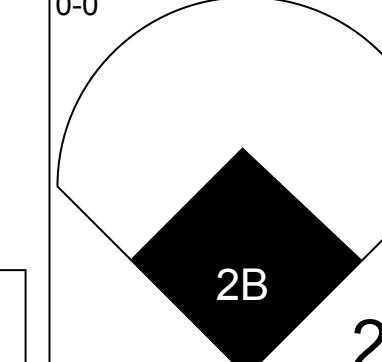
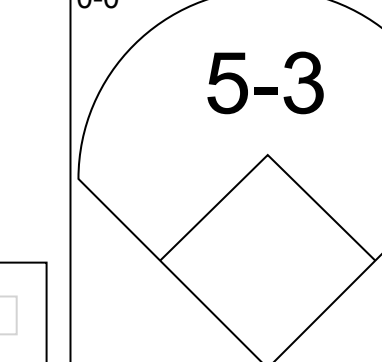
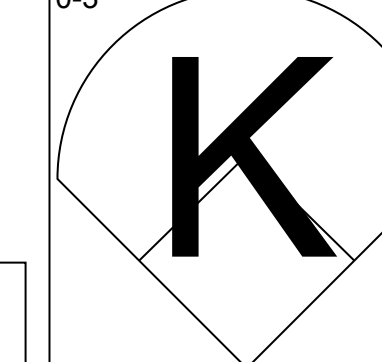
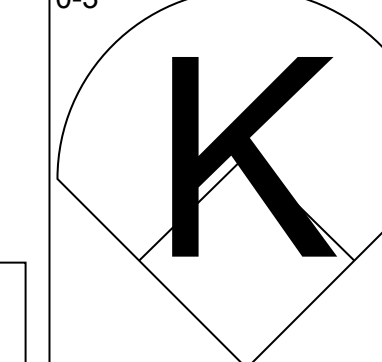
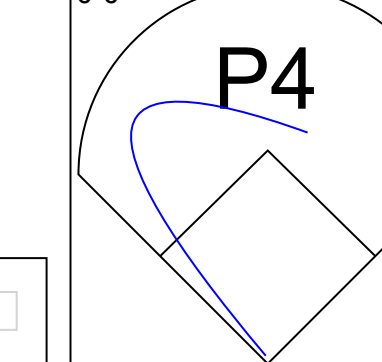
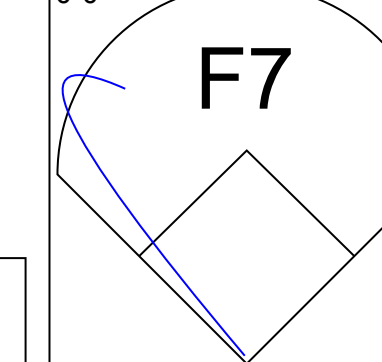
Batter	1	2	3	4	5	6	7	8	9	AB	R	H	RBI	BB	SO	LOB	BOTTOM		
Harvey Kuenn, R (1,5) OBP: 0.258, SLG: 0.292	F7		F8			F9				3	0	0	0	0	0	0			
Felipe Alou, R (1,9) OBP: 0.335, SLG: 0.524	K			K			F9			3	0	0	0	0	2	0			
Willie McCovey, L (1,7) Jim Davenport, R (8, 5) OBP: 0.284, SLG: 0.338	6-3			G3			F8			3	0	0	0	0	0	0			
Willie Mays, R (1,8) OBP: 0.352, SLG: 0.465		6-3			K		4-3			3	0	0	0	1	1	0			
Orlando Cepeda, R (1,3) OBP: 0.361, SLG: 0.531		L3				F9		1B SH1-4 FC1-6 1B		3	1	1	0	0	0	0			
Tom Haller, L (1,2) OBP: 0.293, SLG: 0.388		HR				F5		SH1-4 1-2		2	1	1	1	0	0	0			
Chuck Hiller, L (1,4) Joey Amalfitano, R (8, PH) OBP: 0.265, SLG: 0.238		F7				6-3		FC1-6 1B 2-3		2	0	0	0	0	0	0			
Jose Pagan, R (1,6) OBP: 0.247, SLG: 0.248					F2			FC1-6 1-2		3	0	0	1	0	0	1			
Jack Sanford, R (1,1) Billy Pierce, L (9,1)					4-3			3-H K		3	0	0	0	0	1	1			
Inning Stats	R: 0 E: 0 K: 1 S: 5	H: 0 LOB: 0 BB: 0 P: 5	R: 1 E: 0 K: 0 S: 4	H: 1 LOB: 0 BB: 0 P: 4	R: 0 E: 0 K: 0 S: 3	H: 0 LOB: 0 BB: 0 P: 3	R: 0 E: 0 K: 2 S: 7	H: 0 LOB: 0 BB: 0 P: 7	R: 0 E: 0 K: 0 S: 3	H: 0 LOB: 0 BB: 0 P: 3	R: 0 E: 0 K: 0 S: 3	H: 0 LOB: 0 BB: 0 P: 3	R: 1 E: 0 K: 1 S: 7	H: 2 LOB: 1 BB: 0 P: 7	R: 1 E: 0 K: 1 S: 7	H: 2 LOB: 1 BB: 0 P: 7	1B: 2 2B: 0 3B: 0 HR: 1	SF: 0 SAC: 1 DP: 0 HBP: 0	WP: 0 PA: 27 PB: 0 SB: 0 CS: 0
PITCHER	IP	WLS	BF	H	R	ER	SO	BB	IBB	HBP	BLK	WP	HR	S	P	ERA	WHIP		
Hal Brown, R (1,1) ERA: 3.09	7.0	L	22	1	1	1	3	0	0	0	0	0	0	7	28	1.29	0.143		
Hal Woodeshick, L (8,1) ERA: 1.07	1.0		5	2	1	1	1	0	0	0	0	0	0	7	7	9.00	2.000		

Houston Colt 45's @ San Francisco Giants
Candlestick Park, San Francisco, CA
Fri Jun 14 1963, 10:05 PM EDT
Att: 15,775 - Unknown - 59 F

AB	26
R	2
H	3
RBI	2
BB	0
SO	4
LOB	2



Batter	1	2	3	4	5	6	7	8	9	AB	R	H	RBI	BB	SO	LOB	TOP		
Ernie Fazio, R (1, 4) OBP: 0.264, SLG: 0.247 Pete Runnels, L (9, PH) OBP: 0.284, SLG: 0.250										3	0	0	0	0	1	0	Houston Colt 45's @ San Francisco Giants Candlestick Park, San Francisco, CA Sat Jun 15 1963, 6:33 AM EDT Att: 18,869 - Unknown - 59 F livebaseballscorecards.com		
Brock Davis, L (1, 8) OBP: 0.312, SLG: 0.361										4	0	0	0	0	2	0			
Bob Aspromonte, R (1, 5) OBP: 0.288, SLG: 0.296										2	0	0	0	1	0	0			
Carl Warwick, R (1, 9) OBP: 0.393, SLG: 0.444										3	0	0	0	0	0	1			
Rusty Staub, L (1, 3) OBP: 0.312, SLG: 0.341										3	0	0	0	0	0	1			
Al Spangler, L (1, 7) OBP: 0.310, SLG: 0.315										2	0	0	0	1	0	0			
Bob Lillis, R (1, 6) OBP: 0.245, SLG: 0.257										3	0	0	0	0	0	1			
John Bateman, R (1, 2) OBP: 0.232, SLG: 0.317										3	0	0	0	0	0	0			
Dick Drott, R (1, 1) OBP: 0.077, SLG: 0.077 Johnny Temple, R (9, PH) OBP: 0.342, SLG: 0.339										2	0	0	0	0	1	0			
Inning Stats	R: 0 E: 0 K: 1 S: 5	H: 0 LOB: 0 BB: 0 P: 5	R: 0 E: 0 K: 0 S: 3	H: 0 LOB: 0 BB: 0 P: 3	R: 0 E: 0 K: 0 S: 3	H: 0 LOB: 0 BB: 0 P: 3	R: 0 E: 0 K: 1 S: 5	H: 0 LOB: 1 BB: 0 P: 5	R: 0 E: 0 K: 0 S: 3	H: 0 LOB: 1 BB: 1 P: 7	R: 0 E: 0 K: 0 S: 3	H: 0 LOB: 1 BB: 1 P: 7	R: 0 E: 0 K: 0 S: 3	H: 0 LOB: 0 BB: 0 P: 3	R: 0 E: 0 K: 2 S: 7	H: 0 LOB: 0 BB: 0 P: 7	1B: 0 2B: 0 3B: 0 HR: 0	SF: 0 SAC: 0 DP: 0 HBP: 0	WP: 0 PA: 29 PB: 0 SB: 0 CS: 0
PITCHER Juan Marichal, R (1, 1) ERA: 2.52	IP: 9.0 WLS: W BF: 29 H: 0 R: 0 ER: 0 SO: 5 BB: 2 IBB: 0 HBP: 0 BLK: 0 WP: 0 HR: 0 S: 37 P: 45 ERA: 0.00 WHIP: 0.222																		

Batter	1	2	3	4	5	6	7	8	9	AB	R	H	RBI	BB	SO	LOB	BOTTOM
Chuck Hiller, L (1, 4) OBP: 0.213, SLG: 0.170										3	0	1	1	1	0	0	Houston Colt 45's @ San Francisco Giants Candlestick Park, San Francisco, CA Sat Jun 15 1963, 6:33 AM EDT Att: 18,869 - Unknown - 59 F livebaseballscorecards.com
Felipe Alou, R (1, 9) OBP: 0.328, SLG: 0.515										4	0	0	0	0	2	2	
Willie Mays, R (1, 8) OBP: 0.352, SLG: 0.463										3	0	1	0	0	0	0	
Willie McCovey, L (1, 7) OBP: 0.370, SLG: 0.531										2	0	0	0	1	2	1	
Orlando Cepeda, R (1, 3) OBP: 0.357, SLG: 0.524										3	0	0	0	0	1	1	
Ed Bailey, L (1, 2) OBP: 0.388, SLG: 0.610										3	0	0	0	0	1	1	
Jim Davenport, R (1, 5) OBP: 0.284, SLG: 0.343										3	1	1	0	0	0	0	
Jose Pagan, R (1, 6) OBP: 0.249, SLG: 0.247 Matty Alou, L (9, PH) OBP: 0.179, SLG: 0.179 Ernie Bowman, R (9, 6) OBP: 0.182, SLG: 0.273										1	0	0	0	1	0	0	
Juan Marichal, R (1, 1) OBP: 0.190, SLG: 0.195										3	0	0	0	0	0	2	
Inning Stats	R: 0 E: 0 K: 2 S: 8	H: 1 LOB: 1 BB: 0 P: 8	R: 0 E: 0 K: 1 S: 5	H: 0 LOB: 0 BB: 0 P: 5	R: 0 E: 0 K: 1 S: 5	H: 0 LOB: 1 BB: 1 P: 9	R: 0 E: 0 K: 0 S: 3	H: 0 LOB: 0 BB: 0 P: 3	R: 0 E: 0 K: 1 S: 4	H: 0 LOB: 1 BB: 1 P: 8	R: 1 E: 0 K: 1 S: 7	H: 2 LOB: 1 BB: 0 P: 7	1B: 1 2B: 3 3B: 0 HR: 0	SF: 0 SAC: 0 DP: 1 HBP: 0	WP: 0 PA: 29 PB: 0 SB: 0 CS: 1		
PITCHER Dick Drott, R (1, 1) ERA: 2.39	IP: 8.0 WLS: L BF: 29 H: 3 R: 1 ER: 1 SO: 7 BB: 3 IBB: 0 HBP: 0 BLK: 0 WP: 0 HR: 0 S: 40 P: 52 ERA: 1.12 WHIP: 0.750																

Batter	1	2	3	4	5	6	7	8	9	AB	R	H	RBI	BB	SO	LOB	TOP								
Al Spangler, L OBP: 0.307, SLG: 0.314 (1, 7)										4	0	1	1	0	0	4	Houston Colt 45's @ San Francisco Giants Candlestick Park, San Francisco, CA Sun Jun 16 1963, 6:33 AM EDT Unknown - 61 F livebaseballscores.com								
Johnny Temple, R OBP: 0.345, SLG: 0.335 (1, 4) Ernie Fazio, R OBP: 0.270, SLG: 0.247 (7, 4)										2	0	0	0	2	0	3									
Rusty Staub, L OBP: 0.304, SLG: 0.331 (1, 9) (9, 3)										5	0	0	0	0	0	6									
Carl Warwick, R OBP: 0.386, SLG: 0.434 (1, 8) (9, 9)										4	0	0	0	0	0	1									
Pete Runnels, L OBP: 0.283, SLG: 0.245 (1, 3) Howie Goss, R OBP: 0.278, SLG: 0.397 (9, 8)										3	1	0	0	1	2	0									
Bob Aspromonte, R OBP: 0.273, SLG: 0.300 (1, 5)										4	1	2	0	0	1	0									
Jim Campbell, R OBP: 0.275, SLG: 0.294 (1, 2)										4	0	1	2	0	0	1									
Bob Lillis, R OBP: 0.250, SLG: 0.262 (1, 6)										4	1	2	0	0	0	0									
Don Nottebart, R OBP: 0.161, SLG: 0.133 (1, 1) Jim Umbricht, R (5, 1)										1	0	1	0	0	0	0									
Inning Stats	R: 0 E: 0 K: 0 S: 4	H: 1 LOB: 1 BB: 0 P: 4	R: 0 E: 0 K: 2 S: 7	H: 0 LOB: 0 BB: 0 P: 7	R: 0 E: 1 K: 0 S: 4	H: 0 LOB: 2 BB: 1 P: 8	R: 0 E: 0 K: 1 S: 5	H: 0 LOB: 0 BB: 0 P: 5	R: 0 E: 0 K: 0 S: 5	H: 2 LOB: 2 BB: 0 P: 5	R: 2 E: 0 K: 0 S: 4	H: 2 LOB: 1 BB: 1 P: 8	R: 1 E: 1 K: 0 S: 4	H: 0 LOB: 1 BB: 1 P: 8	R: 0 E: 0 K: 0 S: 4	H: 1 LOB: 1 BB: 0 P: 4		R: 0 E: 0 K: 0 S: 4	H: 1 LOB: 2 BB: 1 P: 8	1B: 6 2B: 1 3B: 0 HR: 0	SF: 1 SAC: 3 DP: 0 HBP: 0	WP: 0 PB: 0 SB: 2 CS: 0	PA: 39		
PITCHER	IP	WLS	BF	H	R	ER	SO	BB	IBB	HBP	BLK	WP	HR	S	P	ERA	WHIP								
Bobby Bolin, R ERA: 1.82 (1, 1)	8.0	L	34	6	3	2	3	3	0	0	0	0	0	37	49	2.25	1.125								
Jack Fisher, R ERA: 4.73 (9, 1)	1.0		5	1	0	0	0	1	0	0	0	0	0	4	8	0.00	2.000								

Batter	1	2	3	4	5	6	7	8	9	AB	R	H	RBI	BB	SO	LOB	BOTTOM								
Chuck Hiller, L OBP: 0.222, SLG: 0.174 (1, 4)										3	0	1	0	1	0	2	Houston Colt 45's @ San Francisco Giants Candlestick Park, San Francisco, CA Sun Jun 16 1963, 6:33 AM EDT Unknown - 61 F livebaseballscores.com								
Jim Davenport, R OBP: 0.281, SLG: 0.338 (1, 5)										3	0	0	0	0	1	2									
Willie Mays, R OBP: 0.354, SLG: 0.472 (1, 8)										4	0	2	0	0	0	1									
Willie McCovey, L OBP: 0.368, SLG: 0.525 (1, 7)										4	0	1	0	0	0	3									
Orlando Cepeda, R OBP: 0.352, SLG: 0.515 (1, 3)										4	0	0	0	0	2	3									
Ed Bailey, L OBP: 0.378, SLG: 0.590 (1, 2)										4	0	0	0	0	2	2									
Felipe Alou, R OBP: 0.326, SLG: 0.508 (1, 9)										3	0	0	0	0	0	0									
Jose Pagan, R OBP: 0.250, SLG: 0.244 (1, 6)										2	0	0	0	1	0	1									
Bobby Bolin, R OBP: 0.308, SLG: 0.100 (1, 1) Matty Alou, L OBP: 0.172, SLG: 0.172 (8, PH) Jack Fisher, R OBP: 0.261, SLG: 0.250 (9, 1)										1	0	0	0	0	0	1									
Inning Stats	R: 0 E: 0 K: 0 S: 4	H: 1 LOB: 1 BB: 0 P: 4	R: 0 E: 0 K: 2 S: 7	H: 0 LOB: 0 BB: 0 P: 7	R: 0 E: 0 K: 1 S: 6	H: 1 LOB: 1 BB: 0 P: 6	R: 0 E: 0 K: 0 S: 4	H: 0 LOB: 1 BB: 0 P: 4	R: 0 E: 0 K: 1 S: 6	H: 1 LOB: 1 BB: 0 P: 6	R: 0 E: 0 K: 0 S: 3	H: 0 LOB: 0 BB: 0 P: 3	R: 0 E: 0 K: 1 S: 4	H: 0 LOB: 0 BB: 1 P: 8	R: 0 E: 0 K: 1 S: 6	H: 1 LOB: 1 BB: 0 P: 6		1B: 2 2B: 3 3B: 0 HR: 0	SF: 0 SAC: 2 DP: 1 HBP: 0	WP: 0 PB: 0 SB: 0 CS: 0	PA: 33				
PITCHER	IP	WLS	BF	H	R	ER	SO	BB	IBB	HBP	BLK	WP	HR	S	P	ERA	WHIP								
Don Nottebart, R ERA: 3.34 (1, 1)	4.1		17	2	0	0	3	1	0	0	0	0	0	22	26	0.00	0.692								
Jim Umbricht, R ERA: 3.46 (5, 1)	4.2	W	16	2	0	0	3	1	0	0	0	0	0	21	25	0.00	0.643								

Batter	1	2	3	4	5	6	7	8	9	AB	R	H	RBI	BB	SO	LOB	TOP										
Bob Lillis, R OBP: 0.250, SLG: 0.258 (1, 6)										3	0	0	1	1	1	3	Houston Colt 45's @ San Francisco Giants Candlestick Park, San Francisco, CA Sun Jun 16 1963, 6:38 AM EDT Att: 40,499 - Unknown										
Johnny Temple, R OBP: 0.351, SLG: 0.335 (1, 4)										3	0	1	0	2	0	3											
Rusty Staub, L OBP: 0.297, SLG: 0.323 (1, 9)										5	0	0	0	0	1	5											
Carl Warwick, R OBP: 0.386, SLG: 0.430 (1, 7)										4	0	1	0	1	1	1											
Pete Runnels, L OBP: 0.292, SLG: 0.256 (1, 3)										5	0	3	0	0	1	2											
Bob Aspromonte, R OBP: 0.288, SLG: 0.294 (1, 5)										4	1	0	0	0	1	4											
Howie Goss, R OBP: 0.282, SLG: 0.399 (1, 8)										4	1	2	0	0	1	2											
Jim Campbell, R OBP: 0.284, SLG: 0.303 (1, 2)										4	0	2	1	0	0	2											
Ken Johnson, R OBP: 0.125, SLG: 0.045 (7, PH)										1	0	0	0	1	1	0											
Brock Davis, L OBP: 0.293, SLG: 0.351 (7, PH)										1	0	0	0	0	1	2											
Hal Woodeshick, R OBP: 0.273, SLG: 0.273 (7, 1)										0	0	0	0	0	0	0											
Don McMahon, R OBP: 0.311, SLG: 0.317 (9, PH)										1	1	1	0	0	0	0											
Inning Stats	R: 0 E: 0 K: 2 S: 7	H: 0 LOB: 1 BB: 1 P: 11	R: 0 E: 0 K: 0 S: 3	H: 0 LOB: 0 BB: 0 P: 3	R: 0 E: 0 K: 2 S: 7	H: 0 LOB: 0 BB: 0 P: 7	R: 0 E: 0 K: 0 S: 3	H: 0 LOB: 0 BB: 0 P: 3	R: 1 E: 0 K: 1 S: 6	H: 3 LOB: 3 BB: 1 P: 10	R: 0 E: 0 K: 1 S: 6	H: 1 LOB: 1 BB: 0 P: 6	R: 1 E: 0 K: 1 S: 7	H: 2 LOB: 2 BB: 1 P: 11	R: 0 E: 0 K: 1 S: 7	H: 2 LOB: 2 BB: 0 P: 7	R: 1 E: 0 K: 1 S: 6	H: 2 LOB: 2 BB: 2 P: 14	1B: 10 2B: 0 3B: 0 HR: 0	SF: 0 SAC: 1 DP: 1 HBP: 0	WP: 0 PB: 0 SB: 0 CS: 0	PA: 41					
PITCHER	IP	WLS	BF	H	R	ER	SO	BB	IBB	HBP	BLK	WP	HR	S	P	ERA	WHIP										
Gaylord Perry, R ERA: 2.65 (1, 1)	6.0		26	6	2	2	5	2	0	0	0	0	0	34	42	3.00	1.333										
Don Larsen, R ERA: 2.14 (7, 1)	2.0	W	12	4	1	1	2	2	0	0	0	0	0	14	22	4.50	3.000										
Billy Pierce, L ERA: 3.46 (9, 1)	0.2		1	0	0	0	0	0	0	0	0	0	0	1	1	0.00	0.000										
Jim Duffalo, R ERA: 1.74 (9, 1)	0.1	S	2	0	0	0	1	1	0	0	0	0	0	3	7	0.00	3.000										

AB	35
R	3
H	10
RBI	2
BB	5
SO	8
LOB	24



Batter	1	2	3	4	5	6	7	8	9	AB	R	H	RBI	BB	SO	LOB	BOTTOM										
Chuck Hiller, L OBP: 0.229, SLG: 0.176 (1, 4)										4	1	1	0	1	0	3	Houston Colt 45's @ San Francisco Giants Candlestick Park, San Francisco, CA Sun Jun 16 1963, 6:38 AM EDT Att: 40,499 - Unknown										
Harvey Kuenn, R OBP: 0.285, SLG: 0.290 (1, 9)										4	1	1	1	1	1	2											
Willie McCovey, L OBP: 0.370, SLG: 0.529 (1, 7)										4	0	2	1	0	1	2											
Willie Mays, R OBP: 0.353, SLG: 0.466 (1, 8)										3	0	0	0	1	0	1											
Tom Haller, L OBP: 0.308, SLG: 0.419 (1, 2)										2	1	1	2	2	0	0											
Orlando Cepeda, R OBP: 0.354, SLG: 0.519 (1, 3)										4	0	2	0	0	1	4											
Felipe Alou, R OBP: 0.326, SLG: 0.508 (9, 9)										0	0	0	0	0	0	0											
Cap Peterson, R OBP: 0.222, SLG: 0.455 (1, 5)										3	0	2	0	0	1	1											
Jim Davenport, R OBP: 0.284, SLG: 0.341 (7, 5)										1	0	1	0	0	0	0											
Ernie Bowman, R OBP: 0.167, SLG: 0.250 (4, PH)										1	0	0	0	0	0	1											
Matty Alou, L OBP: 0.167, SLG: 0.167 (5, 6)										1	0	0	0	0	0	2											
Jose Pagan, R OBP: 0.252, SLG: 0.247 (5, 6)										2	0	1	0	0	0	0											
Gaylord Perry, R OBP: 0.222, SLG: 0.333 (7, 1)										2	0	2	0	0	0	0											
Don Larsen, R OBP: 0.286, SLG: 0.286 (9, 1)										2	1	2	0	0	0	0											
Billy Pierce, L (9, 1)										0	0	0	0	0	0	0											
Jim Duffalo, R (9, 1)										0	0	0	0	0	0	0											
Inning Stats	R: 0 E: 0 K: 0 S: 4	H: 1 LOB: 1 BB: 0 P: 4	R: 0 E: 0 K: 0 S: 3	H: 1 LOB: 1 BB: 1 P: 7	R: 1 E: 0 K: 0 S: 3	H: 3 LOB: 1 BB: 1 P: 7	R: 0 E: 0 K: 0 S: 5	H: 2 LOB: 2 BB: 0 P: 5	R: 0 E: 0 K: 1 S: 5	H: 1 LOB: 0 BB: 0 P: 5	R: 1 E: 0 K: 1 S: 7	H: 2 LOB: 1 BB: 0 P: 7	R: 2 E: 0 K: 2 S: 9	H: 2 LOB: 3 BB: 3 P: 21	R: 0 E: 0 K: 0 S: 5	H: 3 LOB: 2 BB: 0 P: 5	1B: 10 2B: 4 3B: 0 HR: 1	SF: 0 SAC: 0 DP: 1 HBP: 0	WP: 0 PB: 0 SB: 0 CS: 2	PA: 38							
PITCHER	IP	WLS	BF	H	R	ER	SO	BB	IBB	HBP	BLK	WP	HR	S	P	ERA	WHIP										
Ken Johnson, R ERA: 2.91 (1, 1)	6.0		25	10	2	2	2	2	0	0	0	0	0	27	35	3.00	2.000										
Hal Woodeshick, L ERA: 1.4 (7, 1)	0.2	L	7	2	2	2	1	3	0	0	0	0	0	6	18	27.00	7.500										
Don McMahon, R ERA: 4.85 (7, 1)	1.1		6	3	0	0	1	0	0	0	0	0	0	8	8	0.00	2.250										

AB	33
R	4
H	15
RBI	4
BB	5
SO	4
LOB	16



Batter	1	2	3	4	5	6	7	8	9	AB	R	H	RBI	BB	SO	LOB	TOP											
Maury Wills, S OBP: 0.382, SLG: 0.383 (1,5)	3-1 4-3		2-1 FC6-4 1B 2B	0-1 4-3			1-3 K		2-2 5-3	5	1	1	0	0	1	2	Los Angeles Dodgers @ San Francisco Giants Candlestick Park, San Francisco, CA Mon Jun 17 1963, 10:05 PM EDT Att: 36,818 - Unknown livebaseballscorecards.com											
Jim Gilliam, S OBP: 0.327, SLG: 0.371 (1,4)	0-0 F5		1-1 FC6-4 1B		1-3 K		3-1 1B			4	0	2	0	0	1	0												
Ron Fairly, L OBP: 0.347, SLG: 0.390 (1,9)	2-2 1B		0-2 FC6-4 1-2 2-3 2B		0-1 F8		2-3 K			4	1	1	0	0	1	3												
Tommy Davis, R OBP: 0.373, SLG: 0.476 (1,7)	0-2 5-3		1-0 F8		0-0 E S 1B		0-0 F8			4	0	1	0	0	0	4												
Bill Skowron, R OBP: 0.295, SLG: 0.294 (1,3)		4-0 1B BB	0-0 1-H 3-H 2B		4-1 1-3 IBB			3-2 F9		2	0	1	2	2	0	0												
John Roseboro, L OBP: 0.287, SLG: 0.347 Doug Camilli, R OBP: 0.200, SLG: 0.261 (6,2)	1-0 F6		1-2 F4		3-2 G3			1-0 6-3		3	0	0	0	0	0	4												
Willie Davis, L OBP: 0.271, SLG: 0.372 (1,8)	1-0 L9			3-1 F9		1-0 F9		0-0 F6		4	0	0	0	0	0	1												
Dick Tracewski, R OBP: 0.314, SLG: 0.294 (1,6)		3-2 1-3 1B		0-1 2B		2-2 F9		2-1 CS 1B		4	0	3	0	0	0	0												
Sandy Koufax, R OBP: 0.136, SLG: 0.075 (1,1)	1-1 6-3		1-1 F9		1-3 K			0-3 K		4	0	0	0	0	2	4												
Inning Stats	R: 0 E: 0 K: 0 S: 10	H: 1 LOB: 1 BB: 0 P: 15	R: 0 E: 0 K: 0 S: 7	H: 1 LOB: 2 BB: 1 P: 17	R: 2 E: 0 K: 0 S: 13	H: 3 LOB: 1 BB: 0 P: 18	R: 0 E: 0 K: 0 S: 8	H: 1 LOB: 1 BB: 0 P: 12	R: 0 E: 0 K: 1 S: 12	H: 0 LOB: 0 BB: 0 P: 11	R: 0 E: 0 K: 1 S: 11	H: 1 LOB: 1 BB: 0 P: 17	R: 0 E: 0 K: 0 S: 5	H: 0 LOB: 0 BB: 0 P: 9	R: 0 E: 0 K: 1 S: 8	H: 1 LOB: 0 BB: 0 P: 12		1B: 7 2B: 2 3B: 0 HR: 0	SF: 0 SAC: 0 DP: 0 HBP: 0	WP: 0 PB: 0 SB: 1 CS: 1	PA: 37							
PITCHER	IP	WLS	BF	H	R	ER	SO	BB	IBB	HBP	BLK	WP	HR	S	P	ERA	WHIP											
Billy O'Dell, L ERA: 2.77 Jack Fisher, R ERA: 4.59	(1,1)	7.0	L	31	8	2	2	4	1	1	0	0	0	0	68	110	2.57	1.286										
(8,1)	2.0	6	1	0	0	0	1	0	0	0	0	0	0	0	13	21	0.00	0.500										

Batter	1	2	3	4	5	6	7	8	9	AB	R	H	RBI	BB	SO	LOB	BOTTOM										
Jose Pagan, R OBP: 0.252, SLG: 0.243 (1,6)	4-1 FC4-6 BB				1-1 F6		1-0 F9			3	0	0	0	1	1	5	Los Angeles Dodgers @ San Francisco Giants Candlestick Park, San Francisco, CA Mon Jun 17 1963, 10:05 PM EDT Att: 36,818 - Unknown livebaseballscorecards.com										
Willie McCovey, L OBP: 0.394, SLG: 0.519 (1,7)	0-2 FC4-6 1-2		0-3 K		0-0 F7		2-2 4-3			4	0	0	0	0	1	2											
Willie Mays, R OBP: 0.348, SLG: 0.459 (1,8)	1-1 F9		1-0 6-3		2-3 K		2-3 K			4	0	0	0	0	2	2											
Orlando Cepeda, R OBP: 0.356, SLG: 0.519 (1,3)	2-2 F8		0-1 1B		0-1 5-3		2-2 FC6-4 1B			4	0	2	0	0	0	1											
Felipe Alou, R OBP: 0.321, SLG: 0.500 (1,9)		0-3 K	0-0 F2		1-2 6-3		0-0 FC6-4 1-2			4	0	0	0	0	1	2											
Jim Davenport, R OBP: 0.288, SLG: 0.341 (1,5)		4-2 E 1B BB		1-2 1-3		1-3 K		3-2 G4-6-3 1B		3	0	1	0	1	1	0											
Ed Bailey, L OBP: 0.367, SLG: 0.571 (1,2)		0-3 K		0-2 G3		2-3 K		1-2 G4-6-3 1-2		4	0	0	0	0	2	2											
Joey Amalfitano, R OBP: 0.274, SLG: 0.240 (1,4)		0-1 E 1B		1-2 6-3		4-2 FC6-4 BB		2-3 K		3	0	1	0	1	1	0											
Billy O'Dell, S OBP: 0.158, SLG: 0.111 Harvey Kuenn, R OBP: 0.263, SLG: 0.287 Jack Fisher, R OBP: 0.261, SLG: 0.250 (8,1)	1-1 E4		1-2 2-3 BB		4-0 BB		0-1 FC6-4 1-2			1	0	0	0	1	0	2											
Inning Stats	R: 0 E: 0 K: 0 S: 10	H: 0 LOB: 1 BB: 1 P: 17	R: 0 E: 1 K: 3 S: 16	H: 1 LOB: 3 BB: 1 P: 22	R: 0 E: 0 K: 1 S: 7	H: 1 LOB: 0 BB: 0 P: 8	R: 0 E: 0 K: 0 S: 10	H: 0 LOB: 0 BB: 0 P: 12	R: 0 E: 0 K: 1 S: 7	H: 0 LOB: 1 BB: 1 P: 14	R: 0 E: 0 K: 1 S: 8	H: 0 LOB: 0 BB: 0 P: 10	R: 0 E: 0 K: 1 S: 11	H: 0 LOB: 1 BB: 1 P: 18	R: 0 E: 0 K: 1 S: 14	H: 1 LOB: 1 BB: 0 P: 20		R: 0 E: 0 K: 1 S: 11	H: 1 LOB: 0 BB: 0 P: 17	1B: 4 2B: 0 3B: 0 HR: 0	SF: 0 SAC: 0 DP: 1 HBP: 0	WP: 0 PB: 0 SB: 0 CS: 0	PA: 35				
PITCHER	IP	WLS	BF	H	R	ER	SO	BB	IBB	HBP	BLK	WP	HR	S	P	ERA	WHIP										
Sandy Koufax, L ERA: 1.63	(1,1)	9.0	W	35	4	0	0	9	4	0	0	0	0	94	138	0.00	0.889										

Batter	1	2	3	4	5	6	7	8	9	AB	R	H	RBI	BB	SO	LOB	TOP					
Maury Wills, S OBP: 0.377, SLG: 0.378 (1, 6)	F8	L7					F8		B3	5	1	1	0	0	0	2	Los Angeles Dodgers @ San Francisco Giants Candlestick Park, San Francisco, CA Tue Jun 18 1963, 10:05 PM EDT Att: 37,780 - Unknown AB 35 R 3 H 10 RBI 2 BB 2 SO 2 LOB 16					
Jim Gilliam, S OBP: 0.326, SLG: 0.368 (1, 4)	5-3		FC4-6		F8		F6			4	0	1	0	0	0	2						
Ron Fairly, L OBP: 0.354, SLG: 0.400 (1, 9)	1B		F5							4	1	3	2	0	0	1						
Tommy Davis, R OBP: 0.375, SLG: 0.476 (1, 5)	1B		FC4-6		F6					4	0	2	0	0	0	2						
Wally Moon, L OBP: 0.367, SLG: 0.365 (1, 7)	F3		PO		F9		4-3			3	0	0	0	1	0	3						
Bill Skowron, R OBP: 0.286, SLG: 0.285 (1, 3)		6-3			F2		K			4	0	0	0	0	1	2						
John Roseboro, L OBP: 0.290, SLG: 0.347 (1, 2)		1B					F7			3	0	1	0	1	0	1						
Willie Davis, L OBP: 0.271, SLG: 0.369 (1, 8)			F9				F2			4	0	1	0	0	0	1						
Bob Miller, R OBP: 0.354, SLG: 0.534 (3, 1)										1	0	0	0	0	0	1						
Larry Sherry, R OBP: 0.348, SLG: 0.450 (5, PH)										0	0	0	0	0	0	0						
Don Zimmer, R OBP: 0.348, SLG: 0.450 (5, 1)										0	0	0	0	0	0	0						
Dick Scott, L OBP: 0.320, SLG: 0.290 (7, 1)										0	0	0	0	0	0	0						
Nate Oliver, R OBP: 0.320, SLG: 0.290 (7, 1)										0	0	0	0	0	0	0						
Ed Roebuck, R OBP: 0.320, SLG: 0.290 (9, PH)										1	0	0	0	0	0	0						
Lee Walls, R OBP: 0.320, SLG: 0.290 (9, PH)										0	0	0	0	0	0	0						
Inning Stats	R: 0 E: 0 K: 0 S: 12	H: 2 LOB: 2 BB: 0 P: 19	R: 0 E: 0 K: 1 S: 8	H: 1 LOB: 2 BB: 1 P: 14	R: 0 E: 0 K: 0 S: 6	H: 1 LOB: 0 BB: 0 P: 9	R: 0 E: 0 K: 0 S: 10	H: 1 LOB: 1 BB: 0 P: 13	R: 2 E: 0 K: 0 S: 10	H: 3 LOB: 1 BB: 0 P: 15	R: 0 E: 0 K: 1 S: 7	H: 0 LOB: 0 BB: 0 P: 10	R: 0 E: 0 K: 0 S: 5	H: 0 LOB: 0 BB: 0 P: 9	R: 1 E: 0 K: 0 S: 8	H: 2 LOB: 1 BB: 1 P: 16	R: 0 E: 0 K: 0 S: 6	H: 0 LOB: 0 BB: 0 P: 9	1B: 9 2B: 1 3B: 0 HR: 0	SF: 0 SAC: 0 DP: 1 HBP: 0	WP: 0 PB: 0 SB: 0 CS: 0	PA: 38
PITCHER Jack Sanford, R ERA: 2.59 (1, 1)	IP: 9.0 WLS: W BF: 37 H: 10 R: 3 ER: 3 SO: 2 BB: 2 IBB: 0 HBP: 0 BLK: 0 WP: 0 HR: 0 S: 72 P: 114 ERA: 3.00 WHIP: 1.333															PITCHER IP WLS BF H R ER SO BB IBB HBP BLK WP HR S P ERA WHIP						

Batter	1	2	3	4	5	6	7	8	9	AB	R	H	RBI	BB	SO	LOB	BOTTOM			
Harvey Kuenn, R OBP: 0.269, SLG: 0.296 (1, 9)	F9				SF8		5-3			4	1	2	3	0	0	0	Los Angeles Dodgers @ San Francisco Giants Candlestick Park, San Francisco, CA Tue Jun 18 1963, 10:05 PM EDT Att: 37,780 - Unknown AB 36 R 9 H 11 RBI 8 BB 3 SO 3 LOB 18			
Chuck Hillier, L OBP: 0.228, SLG: 0.177 (1, 4)	F9				L6					5	1	1	0	0	0	3				
Willie Mays, R OBP: 0.348, SLG: 0.457 (1, 8)	E5				F2		1-3			3	1	1	0	0	0	0				
Matty Alou, L OBP: 0.156, SLG: 0.156 (6, PH)	E5				F2		1-3			2	0	0	0	0	0	0				
Willie McCovey, L OBP: 0.364, SLG: 0.517 (1, 7)	F5				F2		1-3			3	1	1	2	0	1	1				
Felipe Alou, R OBP: 0.322, SLG: 0.498 (6, 9)	F5				K					1	0	0	0	1	0	0				
Orlando Cepeda, R OBP: 0.358, SLG: 0.522 (1, 3)					F3					4	2	2	1	0	0	1				
Tom Haller, L OBP: 0.331, SLG: 0.467 (1, 2)					F3					2	2	2	2	2	0	0				
Jim Davenport, R OBP: 0.280, SLG: 0.335 (1, 5)					F7		F6			4	0	0	0	0	1	5				
Jose Pagan, R OBP: 0.252, SLG: 0.243 (1, 6)					F2					4	1	1	0	0	0	4				
Jack Sanford, R OBP: 0.224, SLG: 0.227 (1, 1)					K					4	0	1	0	0	1	4				
Inning Stats	R: 0 E: 1 K: 0 S: 13	H: 0 LOB: 1 BB: 0 P: 20	R: 1 E: 1 K: 1 S: 12	H: 2 LOB: 1 BB: 0 P: 20	R: 6 E: 1 K: 1 S: 18	H: 6 LOB: 2 BB: 1 P: 25	R: 0 E: 0 K: 1 S: 8	H: 0 LOB: 0 BB: 0 P: 12	R: 2 E: 1 K: 0 S: 8	H: 3 LOB: 1 BB: 0 P: 17	R: 0 E: 0 K: 0 S: 8	H: 0 LOB: 2 BB: 2 P: 21	R: 0 E: 0 K: 0 S: 7	H: 0 LOB: 0 BB: 0 P: 11	R: 0 E: 0 K: 0 S: 4	H: 0 LOB: 0 BB: 0 P: 6	1B: 8 2B: 2 3B: 0 HR: 1	SF: 1 SAC: 0 DP: 0 HBP: 0	WP: 0 PB: 0 SB: 0 CS: 0	PA: 40
PITCHER Bob Miller, R ERA: 3.58 (1, 1)	IP: 2.0 WLS: L BF: 14 H: 7 R: 6 ER: 4 SO: 1 BB: 0 IBB: 0 HBP: 0 BLK: 0 WP: 0 HR: 0 S: 33 P: 48 ERA: 18.00 WHIP: 3.500															PITCHER IP WLS BF H R ER SO BB IBB HBP BLK WP HR S P ERA WHIP				
Larry Sherry, R ERA: 2.75 (3, 1)	2.0	9	1	1	0	2	0	1	0	0	0	0	18	29	0.00	0.500				
Dick Scott, L ERA: 6.75 (5, 1)	2.0	11	3	2	1	0	2	0	0	0	0	1	16	38	4.50	2.500				
Ed Roebuck, R ERA: 2.97 (7, 1)	2.0	6	0	0	0	0	0	0	0	0	0	0	11	17	0.00	0.000				

Batter	1	2	3	4	5	6	7	8	9	AB	R	H	RBI	BB	SO	LOB	TOP			
Maury Wills, S OBP: 0.378, SLG: 0.380 (1, 5)	B1-3		4-2 BB		1-1 F8 2B			1-3 K	2-2 FC6	4	0	1	0	1	1	1	Los Angeles Dodgers @ San Francisco Giants Candlestick Park, San Francisco, CA Wed Jun 19 1963, 6:33 AM EDT Att: 41,384 - Unknown livebaseballscorecards.com			
Jim Gilliam, S OBP: 0.324, SLG: 0.371 (1, 4)	2B		1-0 F8		2-2 F8			0-2 4-3		4	0	1	0	0	0	3				
Ron Fairly, L OBP: 0.352, SLG: 0.410 (1, 9)	K		1-1 F8		0-1 F9			0-0 HR		4	1	1	1	0	1	4				
Tommy Davis, R OBP: 0.373, SLG: 0.472 (1, 7)	4-3			0-1 F4				0-1 1B		4	0	1	0	0	0	1				
Bill Skowron, R OBP: 0.285, SLG: 0.283 (1, 3)		0-3 K		0-0 E6 HR				0-0 1B		4	1	1	0	0	1	0				
John Roseboro, L OBP: 0.287, SLG: 0.342 (1, 2)		3-3 K		2-0 F9				1-2 1B		3	0	0	0	0	1	1				
Doug Camilli, R OBP: 0.192, SLG: 0.250 (8, PH)					2-1 F4			0-3 K		1	0	0	0	0	1	2				
Willie Davis, L OBP: 0.383, SLG: 0.383 (1, 8)		2-0 F8		0-0 HR				1-2 B5-3		3	1	1	2	0	0	0				
Lee Walls, R OBP: 0.237, SLG: 0.278 (9, PH)				1-H				0-1 4-3		1	0	0	0	0	0	0				
Dick Tracewski, R OBP: 0.319, SLG: 0.295 (1, 6)			4-2 6-3 BB		0-0 F3			1-3 K		3	0	1	0	1	1	0				
Don Drysdale, R OBP: 0.226, SLG: 0.227 (5, 1)			0-0 6-3					0-0 5-3		2	0	0	0	0	0	1				
Ed Roebuck, R OBP: 0.140, SLG: 0.190 (7, PH)			1-2		2-1 L7			2-3 K		0	0	0	0	0	0	0				
Ron Perranoski, L OBP: 0.100, SLG: 0.100 (7, PH)										0	0	0	0	0	0	0				
Don Zimmerman, R OBP: 0.000, SLG: 0.000 (7, 1)										0	0	0	0	0	0	0				
Larry Sherry, R OBP: 0.000, SLG: 0.000 (7, 1)										0	0	0	0	0	0	0				
Frank Howard, R OBP: 0.326, SLG: 0.479 (9, PH)										1	0	0	0	0	1	1				
Inning Stats	R: 0 E: 0 K: 1 S: 9	H: 1 LOB: 1 BB: 0 P: 13	R: 0 E: 0 K: 2 S: 8	H: 0 LOB: 0 BB: 0 P: 13	R: 0 E: 0 K: 0 S: 10	H: 0 LOB: 2 BB: 2 P: 20	R: 2 E: 1 K: 0 S: 6	H: 1 LOB: 0 BB: 0 P: 8	R: 0 E: 0 K: 0 S: 9	H: 0 LOB: 0 BB: 0 P: 11	R: 0 E: 0 K: 0 S: 8	H: 0 LOB: 0 BB: 0 P: 10	R: 1 E: 0 K: 2 S: 13	H: 3 LOB: 2 BB: 0 P: 14	R: 0 E: 0 K: 1 S: 10	H: 1 LOB: 1 BB: 0 P: 16	1B: 3 2B: 2 3B: 0 HR: 2	SF: 0 SAC: 0 DP: 0 HBP: 0	WP: 0 PB: 0 SB: 0 CS: 0	PA: 37
PITCHER	IP WLS BF H R ER SO BB IBB HBP BLK WP HR S P ERA WHIP																			
Juan Marichal, R ERA: 2.44 (1, 1)	7.2 W 32 6 3 1 5 2 0 0 0 0 0 2 68 100 1.17 1.043																			
Billy Pierce, L ERA: 3.35 (8, 1)	1.1 S 5 1 0 0 2 0 0 0 0 0 0 0 13 19 0.00 0.750																			

Batter	1	2	3	4	5	6	7	8	9	AB	R	H	RBI	BB	SO	LOB	BOTTOM			
Harvey Kuenn, R OBP: 0.294, SLG: 0.307 (1, 9)	HR	G4-6-3		1-2 2H 1B	4-2 BB			4-1 HR		3	2	2	1	2	0	3	Los Angeles Dodgers @ San Francisco Giants Candlestick Park, San Francisco, CA Wed Jun 19 1963, 6:33 AM EDT Att: 41,384 - Unknown livebaseballscorecards.com			
Chuck Hillier, L OBP: 0.234, SLG: 0.209 (1, 4)	1-3		1-0 F8 4-3 1B	G3	4-3			1-1 BB		5	1	2	2	0	0	6				
Willie McCovey, L OBP: 0.364, SLG: 0.526 (1, 7)	HR		3-2 4-3		4-1 BB SF8 BB			3-2 3-1		4	2	1	2	1	0	1				
Orlando Cepeda, R OBP: 0.355, SLG: 0.516 (1, 3)	F5		0-1 F8		0-1 E5 BB			0-1 6-3		5	1	1	0	0	0	2				
Ed Bailey, L OBP: 0.368, SLG: 0.558 (1, 2)	3-1		0-0 G3		4-2 1B BB			4-2 K		3	1	0	0	2	1	2				
Felipe Alou, R OBP: 0.320, SLG: 0.494 (1, 8)	K		3-3 K		2-1 SF8			0-1 1B		4	0	1	1	0	3	1				
Cap Peterson, R ERA: 2.94 (1, 5)		2-2 1B E		1-0 Cl 1B	1-2 1B			0-2 6-3		4	1	3	1	0	0	0				
Ernie Bowman, R OBP: 0.154, SLG: 0.231 (8, 5)		1B E		Cl 1B	1-3 2H 1B			1-3 1B		1	0	0	0	0	0	2				
Jose Pagan, R OBP: 0.256, SLG: 0.248 (1, 6)		E4 1B		0-0 Cl 1B	0-1 FC1-2-5-2			0-2 5-3		4	0	2	1	0	0	1				
Juan Marichal, R OBP: 0.200, SLG: 0.205 (1, 1)			0-2 Cl 1B		0-1 FC1-2-5-2			0-0 6-3		3	0	1	0	0	0	2				
Billy Pierce, L ERA: 3.15 (8, 1)			1-2 2-3 1B		1-3 3H					0	0	0	0	0	0	0				
Inning Stats	R: 2 E: 0 K: 0 S: 11	H: 2 LOB: 0 BB: 0 P: 14	R: 0 E: 1 K: 1 S: 13	H: 2 LOB: 2 BB: 0 P: 18	R: 0 E: 0 K: 0 S: 7	H: 1 LOB: 1 BB: 0 P: 11	R: 1 E: 1 K: 1 S: 10	H: 3 LOB: 2 BB: 0 P: 14	R: 3 E: 1 K: 0 S: 23	H: 2 LOB: 3 BB: 3 P: 38	R: 0 E: 0 K: 2 S: 13	H: 1 LOB: 1 BB: 0 P: 19	R: 0 E: 0 K: 0 S: 8	H: 0 LOB: 0 BB: 0 P: 11	R: 2 E: 0 K: 0 S: 19	H: 2 LOB: 2 BB: 2 P: 31	1B: 11 2B: 0 3B: 0 HR: 2	SF: 1 SAC: 0 DP: 1 HBP: 0	WP: 0 PB: 0 SB: 0 CS: 0	PA: 43
PITCHER	IP WLS BF H R ER SO BB IBB HBP BLK WP HR S P ERA WHIP																			
Don Drysdale, R ERA: 2.94 (1, 1)	4.1 L 25 6 6 4 2 2 0 0 0 0 0 0 8 12 0.00 6.000																			
Ed Roebuck, R ERA: 2.93 (5, 1)	0.1 3 1 0 0 0 1 0 0 0 0 0 0 8 12 0.00 6.000																			
Ron Perranoski, L ERA: 2.53 (5, 1)	1.1 5 1 0 0 2 0 0 0 0 0 0 0 15 21 0.00 0.750																			
Larry Sherry, R ERA: 3.15 (7, 1)	2.0 10 2 2 2 2 2 0 0 0 0 0 1 27 42 9.00 2.000																			

Batter	1	2	3	4	5	6	7	8	9	AB	R	H	RBI	BB	SO	LOB	TOP												
Harvey Kuenn, R OBP: 0.289, SLG: 0.302 (1, 9)	F9		K				6-3		F8	5	0	1	0	0	1	2	San Francisco Giants @ Milwaukee Braves Milwaukee County Stadium, Milwaukee, WI Fri Jun 21 1963, 8:05 PM EDT Att: 13,753 - Unknown livebaseballscorecards.com												
Chuck Hiller, L OBP: 0.234, SLG: 0.205 (1, 4)	F5		F7				4-3			3	0	0	0	1	0	1													
Willie Mays, R OBP: 0.346, SLG: 0.452 (1, 8)			F9							3	0	0	0	1	0	2													
Willie McCovey, L OBP: 0.359, SLG: 0.516 (1, 7)	K			4-3					K	4	0	0	0	0	2	3													
Orlando Cepeda, R OBP: 0.357, SLG: 0.539 (1, 3)										4	2	2	2	0	0	0													
Tom Haller, L OBP: 0.336, SLG: 0.464 (1, 2)										3	1	1	0	1	1	0													
Cap Peterson, R OBP: 0.317, SLG: 0.439 (1, 5)										4	0	0	0	0	1	2													
Jose Pagan, R OBP: 0.260, SLG: 0.253 (1, 6)										3	0	1	0	1	0	2													
Bobby Bolin, R OBP: 0.267, SLG: 0.083 Gaylord Perry, R OBP: 0.222, SLG: 0.333 Joey Amalfitano, R OBP: 0.271, SLG: 0.238 Al Stanek, L OBP: 0.322, SLG: 0.496 (1, 1)	5-3									2	0	0	0	0	1	1													
Felipe Alou, R OBP: 0.322, SLG: 0.496 (9, PH)										1	0	1	1	0	0	0													
Inning Stats	R: 0 E: 0 K: 1 S: 5	H: 0 LOB: 1 BB: 1 P: 9	R: 1 E: 0 K: 0 S: 4	H: 1 LOB: 1 BB: 1 P: 8	R: 0 E: 0 K: 1 S: 5	H: 0 LOB: 0 BB: 0 P: 5	R: 1 E: 0 K: 0 S: 4	H: 1 LOB: 1 BB: 1 P: 8	R: 0 E: 0 K: 1 S: 6	H: 0 LOB: 0 BB: 1 P: 10	R: 0 E: 0 K: 1 S: 5	H: 0 LOB: 0 BB: 0 P: 5	R: 0 E: 0 K: 0 S: 4	H: 1 LOB: 1 BB: 0 P: 4	R: 0 E: 0 K: 1 S: 5	H: 0 LOB: 0 BB: 0 P: 5		R: 1 E: 0 K: 1 S: 7	H: 2 LOB: 1 BB: 0 P: 7	1B: 3 2B: 1 3B: 0 HR: 2	SF: 0 SAC: 0 DP: 0 HBP: 0	WP: 1 PB: 1 CS: 0	PA: 37						
PITCHER	IP	WLS	BF	H	R	ER	SO	BB	IBB	HBP	BLK	WP	HR	S	P	ERA		WHIP											
Tony Cloninger, R ERA: 3.14 Bob Hendley, L ERA: 3.39	(1, 1)	5.0	W	22	3	2	2	3	4	0	0	0	1	2	24	40		3.60	1.400										
(6, 1)	4.0	S	15	3	1	0	3	0	0	0	0	0	0	0	21	21		0.00	0.750										

Batter	1	2	3	4	5	6	7	8	9	AB	R	H	RBI	BB	SO	LOB	BOTTOM											
Eddie Mathews, L OBP: 0.383, SLG: 0.421 (1, 5)	F7			3-1			4-3			3	1	0	0	1	0	0	San Francisco Giants @ Milwaukee Braves Milwaukee County Stadium, Milwaukee, WI Fri Jun 21 1963, 8:05 PM EDT Att: 13,753 - Unknown livebaseballscorecards.com											
Frank Bolling, R OBP: 0.270, SLG: 0.296 (1, 4)	E5			L4			5-3			3	1	0	1	1	0	0												
Lee Maye, L OBP: 0.292, SLG: 0.383 (1, 9)	F5			6-3						4	0	1	3	0	0	1												
Joe Torre, R OBP: 0.363, SLG: 0.427 (1, 2)										3	1	1	1	1	0	1												
Mack Jones, L OBP: 0.331, SLG: 0.353 (1, 8)										3	1	0	0	1	1	1												
Don Dillard, L OBP: 0.286, SLG: 0.388 (1, 7)										4	0	0	0	0	0	2												
Gene Oliver, R OBP: 0.313, SLG: 0.429 Bob Hendley, R OBP: 0.192, SLG: 0.160 (1, 3)										2	1	0	0	0	1	1												
(6, 1)										1	0	1	0	0	0	0												
Denis Menke, R OBP: 0.316, SLG: 0.379 (1, 6)										2	1	0	0	0	1	1												
Tony Cloninger, R OBP: 0.143, SLG: 0.143 Norm Larker, L OBP: 0.331, SLG: 0.283 (1, 1)										1	0	0	0	0	1	0												
(5, PH)										2	0	0	0	0	0	2												
(6, 3)																												
Inning Stats	R: 0 E: 1 K: 0 S: 3	H: 0 LOB: 0 BB: 0 P: 3	R: 0 E: 0 K: 1 S: 5	H: 0 LOB: 0 BB: 0 P: 5	R: 0 E: 0 K: 2 S: 7	H: 0 LOB: 0 BB: 0 P: 7	R: 0 E: 0 K: 0 S: 3	H: 0 LOB: 0 BB: 0 P: 3	R: 0 E: 0 K: 0 S: 6	H: 2 LOB: 1 BB: 3 P: 19	R: 0 E: 0 K: 1 S: 6	H: 1 LOB: 1 BB: 0 P: 6	R: 0 E: 0 K: 0 S: 3	H: 0 LOB: 0 BB: 0 P: 3	R: 0 E: 0 K: 0 S: 3	H: 0 LOB: 1 BB: 1 P: 7		1B: 1 2B: 0 3B: 1 HR: 1	SF: 0 SAC: 0 DP: 0 HBP: 1	WP: 1 PB: 0 CS: 1	PA: 33							
PITCHER	IP	WLS	BF	H	R	ER	SO	BB	IBB	HBP	BLK	WP	HR	S	P	ERA		WHIP										
Bobby Bolin, R ERA: 1.83 Gaylord Perry, R ERA: 2.56 Al Stanek, L ERA: 3.0	(1, 1)	4.2	L	21	2	6	1	3	2	1	0	0	1	1	23	36		1.93	0.857									
(5, 1)	1.1	5	1	0	0	1	0	0	0	0	0	0	0	7	7	0.00	0.750											
(7, 1)	2.0	7	0	0	0	0	1	0	0	0	0	0	0	6	10	0.00	0.500											



Batter	1	2	3	4	5	6	7	8	9	AB	R	H	RBI	BB	SO	LOB	TOP
Harvey Kuenn, R OBP: 0.288, SLG: 0.300 (1, 9)										4	0	1	0	0	0	1	San Francisco Giants @ Milwaukee Braves Milwaukee County Stadium, Milwaukee, WI Sat Jun 22 1963, 4:33 AM EDT Att: 11,208 - Unknown livebaseballscorecards.com
Chuck Hiller, L OBP: 0.235, SLG: 0.206 (1, 4)										4	1	1	0	0	0	1	
Willie Mays, R OBP: 0.348, SLG: 0.452 (1, 8)										4	1	2	0	0	2	1	
Willie McCovey, L OBP: 0.361, SLG: 0.520 Felipe Alou, R OBP: 0.322, SLG: 0.496 (9, PR) (9, 7)										4	0	2	1	0	0	1	
Orlando Cepeda, R OBP: 0.359, SLG: 0.535 (1, 3)										2	0	0	0	1	0	2	
Ed Bailey, L OBP: 0.372, SLG: 0.556 (1, 2)										4	0	2	2	0	0	1	
Joey Amalfitano, R OBP: 0.254, SLG: 0.231 Matty Alou, L OBP: 0.152, SLG: 0.152 Jim Davenport, R OBP: 0.283, SLG: 0.335 (9, PH) (9, 5)										3	0	0	0	0	1	1	
Jose Pagan, R OBP: 0.260, SLG: 0.253 (1, 6)										4	0	1	0	0	0	3	
Billy O'Dell, S OBP: 0.167, SLG: 0.125 (1, 1)										4	0	1	0	0	1	3	
Inning Stats	R: 0 E: 0 K: 1 S: 6	H: 1 LOB: 1 BB: 0 P: 6	R: 0 E: 0 K: 1 S: 6	H: 1 LOB: 1 BB: 0 P: 6	R: 0 E: 0 K: 0 S: 3	H: 0 LOB: 1 BB: 0 P: 6	R: 0 E: 0 K: 1 S: 5	H: 3 LOB: 1 BB: 0 P: 5	R: 0 E: 0 K: 0 S: 3	H: 0 LOB: 0 BB: 0 P: 3	R: 0 E: 0 K: 0 S: 3	H: 0 LOB: 0 BB: 0 P: 3	R: 2 E: 0 K: 1 S: 8	H: 3 LOB: 2 BB: 1 P: 12	1B: 9 2B: 1 3B: 0 HR: 0	SF: 0 SAC: 0 DP: 3 HBP: 1	
PITCHER	IP WLS BF H R ER SO BB IBB HBP BLK WP HR S P ERA WHIP																
Bob Shaw, R ERA: 3.43 (1, 1)	8.0 L 29 7 1 1 3 0 0 0 1 0 0 0 0 34 35 1.12 0.875																
Hank Fischer, R ERA: 5.09 (9, 1)	0.0 4 3 2 2 0 0 1 0 0 0 0 0 3 7 ∞ ∞																
Claude Raymond, R ERA: 3.75 (9, 1)	1.0 3 0 0 0 1 0 0 0 0 0 0 0 5 5 0.00 0.000																

Batter	1	2	3	4	5	6	7	8	9	AB	R	H	RBI	BB	SO	LOB	BOTTOM
Lee Maye, L OBP: 0.285, SLG: 0.372 (1, 9)										4	0	0	0	0	0	0	San Francisco Giants @ Milwaukee Braves Milwaukee County Stadium, Milwaukee, WI Sat Jun 22 1963, 4:33 AM EDT Att: 11,208 - Unknown livebaseballscorecards.com
Frank Bolling, R OBP: 0.270, SLG: 0.295 (1, 4)										4	0	1	0	0	0	0	
Joe Torre, R OBP: 0.361, SLG: 0.420 (1, 2)										3	0	0	0	1	0	2	
Gene Oliver, R OBP: 0.312, SLG: 0.418 (1, 3)										3	0	0	0	1	1	2	
Eddie Mathews, L OBP: 0.383, SLG: 0.417 (1, 5)										2	0	0	0	1	1	1	
Denis Menke, R OBP: 0.316, SLG: 0.379 (1, 6)										3	0	1	0	0	0	2	
Hawk Taylor, R (1, 7)										3	0	0	0	0	1	1	
Mack Jones, L OBP: 0.326, SLG: 0.346 (1, 8)										3	0	0	0	0	1	1	
Bob Shaw, R OBP: 0.308, SLG: 0.182 Tommye Aaron, R OBP: 0.278, SLG: 0.329 Hank Fischer, R (9, 1) Claude Raymond, R OBP: 0.800, SLG: 1.333 (9, 1)										2	0	0	0	0	0	0	
Inning Stats	R: 0 E: 0 K: 0 S: 3	H: 0 LOB: 1 BB: 1 P: 7	R: 0 E: 0 K: 0 S: 4	H: 1 LOB: 1 BB: 0 P: 4	R: 0 E: 0 K: 0 S: 2	H: 0 LOB: 0 BB: 1 P: 6	R: 0 E: 0 K: 1 S: 5	H: 0 LOB: 0 BB: 0 P: 3	R: 0 E: 0 K: 1 S: 4	H: 0 LOB: 0 BB: 1 P: 8	R: 0 E: 1 K: 1 S: 6	H: 0 LOB: 1 BB: 0 P: 6	1B: 2 2B: 0 3B: 0 HR: 0	SF: 0 SAC: 0 DP: 2 HBP: 0	WP: 0 PA: 31 SB: 0 CS: 0		
PITCHER	IP WLS BF H R ER SO BB IBB HBP BLK WP HR S P ERA WHIP																
Billy O'Dell, L ERA: 2.55 (1, 1)	9.0 W 31 2 0 0 4 3 0 0 0 0 0 0 36 48 0.00 0.556																


Batter	1	2	3	4	5	6	7	8	9	AB	R	H	RBI	BB	SO	LOB	TOP			
Harvey Kuenn, R OBP: 0.295, SLG: 0.333										4	1	2	1	0	0	0	San Francisco Giants @ Milwaukee Braves Milwaukee County Stadium, Milwaukee, WI Sun Jun 23 1963, 4:33 AM EDT Att: 19,016 - Unknown			
Chuck Hiller, L OBP: 0.242, SLG: 0.221										4	0	2	0	0	0	0				
Willie Mays, R OBP: 0.344, SLG: 0.445										4	0	0	0	0	0	3				
Willie McCovey, L OBP: 0.355, SLG: 0.511										4	0	0	0	0	2	1				
Orlando Cepeda, R OBP: 0.361, SLG: 0.538										4	1	2	0	0	0	1				
Felipe Alou, R OBP: 0.325, SLG: 0.504										4	1	2	0	0	0	2				
Tom Haller, L OBP: 0.341, SLG: 0.491										4	1	2	3	0	0	2				
Jose Pagan, R OBP: 0.257, SLG: 0.250										3	0	0	0	0	0	1				
Jim Duffalo, R										0	0	0	0	0	0	0				
Joey Amalfitano, R OBP: 0.262, SLG: 0.229										1	0	0	0	0	0	1				
Jack Sanford, R OBP: 0.216, SLG: 0.217										2	0	0	0	0	2	0				
Gaylord Perry, R OBP: 0.222, SLG: 0.333										0	0	0	0	0	0	0				
Al Stanek, L										0	0	0	0	0	0	0				
Cap Peterson, R OBP: 0.310, SLG: 0.429										1	0	0	0	0	0	0				
Inning Stats	R: 1 E: 0 K: 0 S: 5	H: 2 LOB: 1 BB: 0 P: 5	R: 2 E: 0 K: 1 S: 7	H: 2 LOB: 0 BB: 0 P: 7	R: 0 E: 0 K: 1 S: 5	H: 0 LOB: 0 BB: 0 P: 5	R: 0 E: 0 K: 0 S: 3	H: 1 LOB: 0 BB: 0 P: 3	R: 0 E: 0 K: 1 S: 7	H: 2 LOB: 2 BB: 0 P: 7	R: 0 E: 0 K: 0 S: 5	H: 0 LOB: 0 BB: 0 P: 3	R: 0 E: 0 K: 1 S: 5	H: 0 LOB: 0 BB: 0 P: 5	R: 0 E: 0 K: 0 S: 3	H: 1 LOB: 0 BB: 0 P: 3	1B: 5 2B: 2 3B: 1 HR: 2	SF: 0 SAC: 0 DP: 2 HBP: 0	WP: 0 PB: 0 CS: 0	PA: 35
PITCHER Warren Spahn, L ERA: 3.37	IP: 9.0 WLS: W BF: 35 H: 10 R: 4 ER: 4 SO: 4 BB: 0 IBB: 0 HBP: 0 BLK: 0 WP: 0 HR: 2 S: 43 P: 43 ERA: 4.00 WHIP: 1.111															PITCHER				

Batter	1	2	3	4	5	6	7	8	9	AB	R	H	RBI	BB	SO	LOB	BOTTOM			
Lee Maye, L OBP: 0.294, SLG: 0.383										4	3	2	0	1	2	0	San Francisco Giants @ Milwaukee Braves Milwaukee County Stadium, Milwaukee, WI Sun Jun 23 1963, 4:33 AM EDT Att: 19,016 - Unknown			
Frank Bolling, R OBP: 0.265, SLG: 0.291										3	0	0	0	0	0	1				
Hank Aaron, R OBP: 0.385, SLG: 0.597										3	2	2	2	1	0	0				
Eddie Mathews, L OBP: 0.388, SLG: 0.418										2	1	1	1	2	0	0				
Joe Torre, R OBP: 0.364, SLG: 0.421										2	1	1	1	1	0	0				
Mack Jones, L OBP: 0.330, SLG: 0.356										4	1	2	2	0	1	4				
Gene Oliver, R OBP: 0.312, SLG: 0.411										2	1	0	0	1	0	1				
Tommie Aaron, R OBP: 0.275, SLG: 0.325										1	0	0	0	0	0	0				
Denis Menke, R OBP: 0.315, SLG: 0.376										4	0	1	1	0	2	0				
Warren Spahn, L OBP: 0.238, SLG: 0.308										4	1	1	1	0	0	1				
Inning Stats	R: 1 E: 0 K: 0 S: 5	H: 2 LOB: 2 BB: 1 P: 9	R: 0 E: 0 K: 1 S: 5	H: 0 LOB: 0 BB: 0 P: 5	R: 1 E: 0 K: 1 S: 6	H: 1 LOB: 0 BB: 0 P: 6	R: 0 E: 0 K: 0 S: 3	H: 1 LOB: 0 BB: 0 P: 3	R: 7 E: 0 K: 0 S: 9	H: 6 LOB: 1 BB: 2 P: 17	R: 1 E: 0 K: 1 S: 5	H: 0 LOB: 3 BB: 0 P: 17	R: 0 E: 0 K: 1 S: 5	H: 0 LOB: 0 BB: 0 P: 5	R: 0 E: 0 K: 1 S: 5	H: 0 LOB: 0 BB: 0 P: 5	1B: 6 2B: 2 3B: 0 HR: 2	SF: 2 SAC: 2 DP: 0 HBP: 0	WP: 3 PB: 0 CS: 0	PA: 40
PITCHER Jack Sanford, R ERA: 2.9	IP: 4.2 WLS: L BF: 22 H: 6 R: 6 ER: 6 SO: 2 BB: 1 IBB: 0 HBP: 0 BLK: 0 WP: 1 HR: 2 S: 25 P: 29 ERA: 11.57 WHIP: 1.929															PITCHER				
Gaylord Perry, R ERA: 3.29	0.0	4	2	2	2	0	2	0	0	0	0	1	0	2	10	∞	∞			
Al Stanek, L ERA: 4.05	0.2	5	0	2	2	0	2	1	0	0	1	0	2	14	27.00	3.000				
Jim Duffalo, R ERA: 1.54	2.2	8	0	0	0	3	0	0	0	0	0	0	14	14	0.00	0.000				

Batter	1	2	3	4	5	6	7	8	9	AB	R	H	RBI	BB	SO	LOB	TOP		
Harvey Kuenn, R OBP: 0.306, SLG: 0.357 Matty Alou, L OBP: 0.167, SLG: 0.143	0-0 FC4-2 3B	1-0 G1-6-3 HBP		0-0 F9			4-0 BB		0-0 4-3	1	0	1	0	0	0	0	San Francisco Giants @ St. Louis Cardinals Sportsman's Park, St. Louis, MO Mon Jun 24 1963, 8:05 PM EDT Att: 22,413 - Unknown - 85 F		
Chuck Hiller, L OBP: 0.247, SLG: 0.228	0-0 FC4-2 1B	0-0 G1-6-3			0-0 FC5-4 1B		0-0 F8		0-0 FC5-4 1B	5	1	2	0	0	0	3			
Willie Mays, R OBP: 0.341, SLG: 0.441	0-0 E3 HBP SF9 1B		0-0 6-3		0-0 F8		0-0 F8		0-0 FC5-4	5	1	1	0	0	0	3			
Willie McCovey, L OBP: 0.357, SLG: 0.507 Felipe Alou, R OBP: 0.325, SLG: 0.504	4-0 HBP E IBB				0-0 F7			0-0 F8		2	1	0	0	2	0	1			
Orlando Cepeda, R OBP: 0.360, SLG: 0.532	1-0 E 1B HBP		0-3 K		0-0 FC5-4			0-0 F8		3	1	0	1	0	1	2			
Ed Bailey, L OBP: 0.369, SLG: 0.548	0-0 SF9		0-3 K			0-0 F8		4-0 1B BB		2	0	0	1	1	1	1			
Jim Davenport, R OBP: 0.286, SLG: 0.338	0-0 1B		0-3 K		0-0 6-3		0-0 F8		0-0 FC6-4 1B	4	0	2	1	0	0	0			
Jose Pagan, R OBP: 0.253, SLG: 0.246	0-0 P4		0-3 K		0-0 5-3		0-0 FC6-4			4	0	0	0	0	1	3			
Juan Marichal, R OBP: 0.208, SLG: 0.213 Billy Pierce, L		0-0 5-3			0-0 1B		0-0 F2		0-3 K	3	0	1	0	0	0	0	GIANTS		
Inning Stats	R: 4 E: 2 K: 0 S: 6	H: 3 LOB: 1 BB: 1 P: 11	R: 0 E: 0 K: 0 S: 2	H: 0 LOB: 1 BB: 0 P: 3	R: 0 E: 0 K: 2 S: 7	H: 0 LOB: 1 BB: 1 P: 11	R: 0 E: 0 K: 1 S: 6	H: 1 LOB: 0 BB: 0 P: 6	R: 0 E: 0 K: 0 S: 4	H: 0 LOB: 0 BB: 0 P: 4	R: 0 E: 0 K: 0 S: 3	H: 0 LOB: 1 BB: 1 P: 7	R: 0 E: 0 K: 0 S: 4	H: 1 LOB: 2 BB: 0 P: 8	R: 0 E: 0 K: 1 S: 6	H: 1 LOB: 1 BB: 0 P: 6		1B: 6 2B: 0 3B: 1 HR: 0	SF: 1 SAC: 0 DP: 1 HBP: 2
PITCHER	IP WLS BF H R ER SO BB IBB HBP BLK WP HR S P ERA WHIP	IP WLS BF H R ER SO BB IBB HBP BLK WP HR S P ERA WHIP																	
Lew Burdette, R ERA: 3.5 Ed Bauta, R ERA: 1.75	(1, 1) 7.0 L 30 5 4 3 3 2 1 2 0 0 0 0 0 31 45 3.86 1.000	(8, 1) 2.0 9 2 0 0 1 1 0 0 0 0 0 0 10 14 0.00 1.500																	

Batter	1	2	3	4	5	6	7	8	9	AB	R	H	RBI	BB	SO	LOB	BOTTOM				
Julian Javier, R OBP: 0.319, SLG: 0.444	0-0 5-3		0-0 F8		0-0 1-3				0-3 K	5	1	1	1	0	1	2	San Francisco Giants @ St. Louis Cardinals Sportsman's Park, St. Louis, MO Mon Jun 24 1963, 8:05 PM EDT Att: 22,413 - Unknown - 85 F				
Bill White, L OBP: 0.386, SLG: 0.534	0-0 4-3			0-0 FC3-6 1B	0-0 2H 3H 1B		0-0 4-3			4	0	2	2	0	0	0					
Dick Groat, R OBP: 0.412, SLG: 0.482	0-0 F8			0-0 FC3-6 BB	0-0 P4		0-0 WP 2B			4	0	1	0	0	0	2					
Stan Musial, L OBP: 0.348, SLG: 0.462		0-0 P4		4-0 1-2 BB		0-0 1B 1B	0-0 4-3			3	0	1	0	1	0	1					
George Altman, L OBP: 0.358, SLG: 0.397		0-0 F8		0-3 K		0-3 K		0-0 1-3		4	0	0	0	0	2	3					
Ken Boyer, R OBP: 0.366, SLG: 0.419		0-0 2B		0-0 F7		0-0 1-2 1B		0-0 5-3		4	0	2	0	0	0	2					
Tim McCarver, L OBP: 0.361, SLG: 0.466		0-0 4-3			0-0 1-3 1B 1B		0-0 F5		0-0 6-3	4	1	1	0	0	0	3					
Duke Carmel, L OBP: 0.395, SLG: 0.367 Charlie James, R OBP: 0.323, SLG: 0.439			0-0 F9		0-0 1-3 1B 1B		0-3 K		0-0 P5	3	1	1	0	0	1	2					
Lew Burdette, R OBP: 0.143, SLG: 0.125 Carl Sawatski, L OBP: 0.349, SLG: 0.389 Ed Bauta, R Red Schoendienst, S	(1, 1) 6.2 W 30 3 3 3 6 1 0 0 0 1 0 11 41 4.05 1.500	(8, 1) 2.1 S 7 0 0 0 2 0 0 0 0 1 0 11 11 0.00 0.000																			
PITCHER	IP WLS BF H R ER SO BB IBB HBP BLK WP HR S P ERA WHIP	IP WLS BF H R ER SO BB IBB HBP BLK WP HR S P ERA WHIP																			
Juan Marichal, R ERA: 2.52 Billy Pierce, L ERA: 3.16	(1, 1) 7.0 L 30 5 4 3 3 2 1 2 0 0 0 0 0 31 45 3.86 1.000	(8, 1) 2.0 9 2 0 0 1 1 0 0 0 0 0 0 10 14 0.00 1.500																			
Inning Stats	R: 0 E: 0 K: 0 S: 3	H: 0 LOB: 0 BB: 0 P: 3	R: 0 E: 0 K: 0 S: 4	H: 1 LOB: 1 BB: 0 P: 4	R: 0 E: 0 K: 1 S: 5	H: 0 LOB: 0 BB: 0 P: 5	R: 0 E: 0 K: 1 S: 6	H: 1 LOB: 2 BB: 1 P: 10	R: 2 E: 0 K: 1 S: 8	H: 3 LOB: 1 BB: 0 P: 8	R: 0 E: 0 K: 2 S: 9	H: 2 LOB: 2 BB: 0 P: 9	R: 1 E: 0 K: 1 S: 7	H: 2 LOB: 1 BB: 0 P: 7	R: 0 E: 0 K: 0 S: 3	H: 0 LOB: 0 BB: 0 P: 3	R: 0 E: 0 K: 2 S: 7	H: 0 LOB: 0 BB: 0 P: 7	1B: 6 2B: 2 3B: 0 HR: 1	SF: 0 SAC: 0 DP: 0 HBP: 0	WP: 1 PA: 37 PB: 0 SB: 0 CS: 0



Batter	1	2	3	4	5	6	7	8	9	AB	R	H	RBI	BB	SO	LOB	TOP																				
Harvey Kuenn, R OBP: 0.320, SLG: 0.359	6-3			2B 1B		1B SF9 BB		HR BB		2	2	1	0	2	0	0	San Francisco Giants @ St. Louis Cardinals Sportsman's Park, St. Louis, MO Tue Jun 25 1963, 8:05 PM EDT Att: 19,051 - Unknown - 87 F																				
Willie McCovey, L OBP: 0.360, SLG: 0.519	6-3			F8		1B		HR		4	1	2	2	0	0	1																					
Willie Mays, R OBP: 0.343, SLG: 0.451	6-3			1-3 2B		SF9		1B 3B 2B		3	1	2	1	0	0	0																					
Orlando Cepeda, R OBP: 0.358, SLG: 0.528		F7		K		P3		3B 1B		4	1	1	0	0	1	3																					
Felipe Alou, R OBP: 0.324, SLG: 0.508	F2			6-3			F8	1-3 3B		4	0	1	2	0	0	2																					
Ed Bailey, L OBP: 0.302, SLG: 0.532	F8				K		K	K		4	0	0	0	0	3	1																					
Jose Pagan, R OBP: 0.249, SLG: 0.242			5-6-3		6-3		5-3		F9	4	0	0	0	0	0	0																					
Joey Amalfitano, R OBP: 0.262, SLG: 0.223			K		F9			6-3	CS BB	3	0	0	0	1	1	0																					
Jim Duffalo, R Jack Fisher, R Jack Spivey, R Billy Hoelt, L Gaylord Perry, R Jim Larsen, R Don Larsen, R Matty Alou, L Bobby Bolin, R			K		5-3			K	P4 1-2	8	0	0	0	0	0	0																					
Inning Stats	R: 0 E: 0 K: 0 S: 3	H: 0 LOB: 0 BB: 0 P: 3	R: 0 E: 0 K: 0 S: 3	H: 0 LOB: 0 BB: 0 P: 3	R: 0 E: 0 K: 2 S: 7	H: 0 LOB: 0 BB: 0 P: 7	R: 0 E: 0 K: 1 S: 7	H: 2 LOB: 2 BB: 0 P: 7	R: 0 E: 0 K: 1 S: 5	H: 0 LOB: 0 BB: 0 P: 5	R: 1 E: 0 K: 0 S: 4	H: 1 LOB: 1 BB: 1 P: 8	R: 0 E: 0 K: 1 S: 5	H: 0 LOB: 0 BB: 0 P: 5	R: 4 E: 0 K: 2 S: 11	H: 4 LOB: 1 BB: 1 P: 15		R: 0 E: 0 K: 0 S: 2	H: 0 LOB: 0 BB: 1 P: 6	1B: 3 2B: 2 3B: 1 HR: 1	SF: 1 SAC: 0 DP: 0 HBP: 0	WP: 0 PB: 0 SB: 0 CS: 1	PA: 36														
PITCHER	IP	WLS	BF	H	R	ER	SO	BB	IBB	HBP	BLK	WP	HR	S	P	ERA	WHIP	PITCHER		IP	WLS	BF	H	R	ER	SO	BB	IBB	HBP	BLK	WP	HR	S	P	ERA	WHIP	
Ray Sadecki, L ERA: 5.53	(1, 1)	7.2	30	5	4	4	6	2	0	0	0	0	1	40	48	4.70	0.913			(9, 1)	1.1	W	6	2	1	1	1	1	0	0	0	0	0	7	11	6.75	2.250
Ron Taylor, R ERA: 2.63	(8, 1)	1.1	W	6	2	1	1	1	0	0	0	0	0	7	11	6.75	2.250			(8, 1)	1.1	W	6	2	1	1	1	0	0	0	0	0	7	11	6.75	2.250	

Batter	1	2	3	4	5	6	7	8	9	AB	R	H	RBI	BB	SO	LOB	BOTTOM																				
Julian Javier, R OBP: 0.325, SLG: 0.456	1B 3B	G6-3 1B			K		1B 1B		SH 1-2 2-H	4	1	3	0	0	1	0	San Francisco Giants @ St. Louis Cardinals Sportsman's Park, St. Louis, MO Tue Jun 25 1963, 8:05 PM EDT Att: 19,051 - Unknown - 87 F																				
Bill White, L OBP: 0.390, SLG: 0.537	2B 1B	F5			CS 1B	1-2 1B				4	1	3	1	0	0	1																					
Dick Groat, R OBP: 0.410, SLG: 0.483	1-3 1B 2B	G6-3 1-2			4-3 1-2		K			4	1	1	1	0	1	4																					
Stan Musial, L OBP: 0.354, SLG: 0.472	HR 1B		F3			F9 2B	K			3	1	2	1	0	0	0																					
Charlie James, R OBP: 0.321, SLG: 0.436	2-H 1B									1	0	0	0	0	1	2																					
George Altman, L OBP: 0.353, SLG: 0.391	K		4-3			K		F8		4	0	0	0	0	2	2																					
Ken Boyer, R OBP: 0.397, SLG: 0.428	2-H HR		6-3			F9 2-3		6-3		4	1	1	2	0	0	1																					
Curt Flood, R OBP: 0.322, SLG: 0.377	4-3			4-3		4-0 IBB		P4		3	0	0	0	1	0	0																					
Tim McCarver, L OBP: 0.366, SLG: 0.467	1B			K		P5			SH SH 1B	4	1	2	0	0	1	3																					
Ray Sadecki, L OBP: 0.219, SLG: 0.219	(1, 1)	0.1	WLS	BF	H	R	ER	SO	BB	IBB	HBP	BLK	WP	HR	S	P	ERA	WHIP	PITCHER		IP	WLS	BF	H	R	ER	SO	BB	IBB	HBP	BLK	WP	HR	S	P	ERA	WHIP
Jack Fisher, R ERA: 3.42	(1, 1)	4.2	15	3	0	0	2	0	0	0	0	0	0	0	19	19	0.00	0.643			(9, 1)	0.0	L	3	1	0	0	0	0	0	0	3	3	0.00	1.83		
Billy Hoelt, L ERA: 4.3	(6, 1)	1.1	8	3	0	0	1	0	1	0	0	0	0	9	13	0.00	2.250			(8, 1)	1.0	3	0	0	0	0	0	0	0	0	3	3	0.00	0.000			
Gaylord Perry, R ERA: 3.2	(7, 1)	0.2	2	0	0	0	2	0	0	0	0	0	0	6	6	0.00	0.000			(8, 1)	1.0	3	0	0	0	0	0	0	0	0	3	3	0.00	0.000			
Don Larsen, R ERA: 2.05	(8, 1)	1.0	3	0	0	0	0	0	0	0	0	0	0	3	3	0.00	0.000			(8, 1)	1.0	3	0	0	0	0	0	0	0	3	3	0.00	0.000				
Inning Stats	R: 5 E: 0 K: 1 S: 11	H: 6 LOB: 1 BB: 0 P: 11	R: 0 E: 0 K: 0 S: 3	H: 1 LOB: 0 BB: 0 P: 3	R: 0 E: 0 K: 0 S: 3	H: 0 LOB: 0 BB: 0 P: 3	R: 0 E: 0 K: 1 S: 5	H: 0 LOB: 0 BB: 0 P: 5	R: 0 E: 0 K: 1 S: 5	H: 1 LOB: 2 BB: 1 P: 10	R: 0 E: 0 K: 2 S: 9	H: 2 LOB: 2 BB: 0 P: 9	R: 0 E: 0 K: 0 S: 3	H: 0 LOB: 0 BB: 0 P: 3	R: 1 E: 1 K: 0 S: 3	H: 1 LOB: 2 BB: 0 P: 3	1B: 8 2B: 2 3B: 1 HR: 1	SF: 0 SAC: 2 DP: 1 HBP: 0	WP: 0 PB: 0 SB: 0 CS: 1	PA: 37																	

Batter	1	2	3	4	5	6	7	8	9	AB	R	H	RBI	BB	SO	LOB	TOP											
Harvey Kuenn, R OBP: 0.316, SLG: 0.352	F8		HR		4-3	5-3			K	5	1	1	0	0	1	3	San Francisco Giants @ St. Louis Cardinals Sportsman's Park, St. Louis, MO Wed Jun 26 1963, 8:05 PM EDT Att: 21,959 - Unknown - 88 F											
Willie McCovey, L OBP: 0.357, SLG: 0.513	6-3		P3		5-3				4-3	5	0	1	0	0	0	2												
Willie Mays, R OBP: 0.339, SLG: 0.444	F7		F3		L8				K	4	0	0	0	0	1	2												
Orlando Cepeda, R OBP: 0.357, SLG: 0.535		F4	HR			F8			G5-4-3	4	1	1	2	0	0	1												
Felipe Alou, R OBP: 0.323, SLG: 0.504		P3				F7			P6	4	0	1	0	0	0	0												
Tom Haller, L OBP: 0.346, SLG: 0.492			P5			1B			F9	4	2	2	0	0	0	1												
Jose Pagan, R OBP: 0.253, SLG: 0.246		2B			5-3	1B			K	4	1	2	0	0	1	0												
Joey Amalfitano, R OBP: 0.277, SLG: 0.250					5-3	2B				4	0	3	2	0	0	0												
Billy O'Dell, S OBP: 0.156, SLG: 0.119					6-3				SH5-6-3	2	0	0	0	0	0	2												
Jim O'Connell, R OBP: 0.285, SLG: 0.336						1-3			1-2	0	0	0	0	0	0	0												
Matty Alou, L OBP: 0.184, SLG: 0.189						3-H				1	0	1	1	0	0	0												
Gaylord Perry, R OBP: 0.227, SLG: 0.333						3-H				0	0	0	0	0	0	0												
Billy Pierce, L OBP: 0.227, SLG: 0.333						3-H				0	0	0	0	0	0	0												
Don Larsen, R OBP: 0.296, SLG: 0.296						3-H				0	0	0	0	0	0	0												
Inning Stats	R: 0 E: 0 K: 0 S: 3	H: 0 LOB: 0 BB: 0 P: 3	R: 1 E: 0 K: 0 S: 6	H: 3 LOB: 2 BB: 0 P: 6	R: 2 E: 0 K: 0 S: 6	H: 3 LOB: 1 BB: 0 P: 6	R: 0 E: 0 K: 0 S: 3	H: 0 LOB: 0 BB: 0 P: 3	R: 0 E: 0 K: 0 S: 3	H: 0 LOB: 0 BB: 0 P: 3	R: 2 E: 0 K: 0 S: 7	H: 4 LOB: 2 BB: 0 P: 7	R: 0 E: 0 K: 1 S: 5	H: 1 LOB: 0 BB: 0 P: 5	R: 0 E: 0 K: 1 S: 5	H: 0 LOB: 0 BB: 0 P: 5	R: 0 E: 0 K: 1 S: 6	H: 1 LOB: 1 BB: 0 P: 6	1B: 9 2B: 2 3B: 0 HR: 1	SF: 0 SAC: 1 DP: 1 HBP: 0	WP: 0 PB: 0 SB: 0 CS: 0	PA: 38						
PITCHER	IP	WLS	BF	H	R	ER	SO	BB	IBB	HBP	BLK	WP	HR	S	P	ERA	WHIP											
Curt Simmons, L ERA: 3.18	(1, 1)	5.2	26	9	5	5	0	0	0	0	0	0	0	1	26	12	7.94	1.588										
Barney Schultz, R ERA: 3.34	(6, 1)	2.1	8	2	0	0	2	0	0	0	0	0	0	0	12	2	0.00	0.857										
Ron Taylor, R ERA: 2.8	(9, 1)	0.2	3	1	0	0	1	0	0	0	0	0	0	0	5	5	0.00	1.500										
Bobby Shantz, L ERA: 2.95	(9, 1)	0.1	W	1	0	0	0	0	0	0	0	0	0	0	1	1	0.00	0.000										

Batter	1	2	3	4	5	6	7	8	9	AB	R	H	RBI	BB	SO	LOB	BOTTOM											
Julian Javier, R OBP: 0.327, SLG: 0.455	2B		CI		6-3				F2	3	2	1	0	0	0	2	San Francisco Giants @ St. Louis Cardinals Sportsman's Park, St. Louis, MO Wed Jun 26 1963, 8:05 PM EDT Att: 21,959 - Unknown - 88 F											
Dick Groat, R OBP: 0.410, SLG: 0.485	HBP		E4						1B	5	2	2	0	0	0	3												
George Altman, L OBP: 0.353, SLG: 0.391	1B		HR						1B	0	1	0	0	0	0	0												
Bill White, L OBP: 0.390, SLG: 0.535	4-3		K						1B	5	0	2	1	0	1	5												
Ken Boyer, R OBP: 0.377, SLG: 0.445	1B		HR						1B	3	1	3	4	2	0	0												
Charlie James, R OBP: 0.317, SLG: 0.429	5-3		F7						1B	5	0	1	1	0	1	4												
Stan Musial, L OBP: 0.351, SLG: 0.463	F9								1B	3	0	0	0	0	0	3												
Duke Carmel, L OBP: 0.395, SLG: 0.367									G3	0	0	0	0	0	0	0												
Curt Flood, R OBP: 0.321, SLG: 0.375		6-3	P3						SH1-4	4	0	1	0	0	0	1												
Tim McCarver, L OBP: 0.365, SLG: 0.464		K							SH1-4	3	0	1	0	0	2	0												
Curt Simmons, L OBP: 0.184, SLG: 0.189									1B	2	0	1	0	0	0	0												
Barney Schultz, R ERA: 3.07	(6, 1)	1.2	8	3	0	0	1	0	0	0	0	0	0	0	0	1												
Red Schoendienst, S OBP: 0.059, SLG: 0.059	(9, 1)	0.0	2	1	0	0	0	0	0	0	0	0	0	0	0	0												
Ron Taylor, R OBP: 0.220, SLG: 0.200	(9, 1)	0.0	2	1	0	0	0	0	0	0	0	0	0	0	0	0												
Inning Stats	R: 2 E: 0 K: 0 S: 5	H: 2 LOB: 1 BB: 0 P: 6	R: 0 E: 0 K: 1 S: 5	H: 0 LOB: 0 BB: 0 P: 5	R: 3 E: 2 K: 1 S: 8	H: 1 LOB: 1 BB: 0 P: 9	R: 0 E: 0 K: 1 S: 7	H: 2 LOB: 2 BB: 0 P: 7	R: 0 E: 0 K: 0 S: 2	H: 0 LOB: 0 BB: 1 P: 6	R: 0 E: 0 K: 0 S: 4	H: 1 LOB: 1 BB: 0 P: 4	R: 0 E: 0 K: 1 S: 7	H: 2 LOB: 2 BB: 0 P: 7	R: 0 E: 0 K: 0 S: 4	H: 1 LOB: 1 BB: 0 P: 4	R: 0 E: 0 K: 0 S: 3	H: 3 LOB: 3 BB: 1 P: 7	1B: 10 2B: 1 3B: 0 HR: 1	SF: 0 SAC: 2 DP: 1 HBP: 2	WP: 0 PB: 0 SB: 0 CS: 0	PA: 41						
PITCHER	IP	WLS	BF	H	R	ER	SO	BB	IBB	HBP	BLK	WP	HR	S	P	ERA	WHIP											
Billy O'Dell, L ERA: 2.59	(1, 1)	5.0	24	5	5	2	3	1	0	0	0	0	0	1	27	33	3.60	1.200										
Gaylord Perry, R ERA: 3.07	(6, 1)	1.2	8	3	0	0	1	0	0	0	0	0	0	10	10	0.00	1.800											
Billy Pierce, L ERA: 3.27	(7, 1)	1.1	L	7	3	1	1	0	0	0	0	0	0	7	7	6.75	2.250											
Don Larsen, R ERA: 2.05	(9, 1)	0.0	2	1	0	0	0	0	1	0	0	0	0	1	5	∞	∞											

AB 37
R 5
H 12
RBI 5
BB 0
SO 3
LOB 11



AB 34
R 6
H 12
RBI 6
BB 2
SO 4
LOB 19



Batter	1	2	3	4	5	6	7	8	9	AB	R	H	RBI	BB	SO	LOB	TOP					
Pete Rose, S OBP: 0.355, SLG: 0.359 (1,4)										4	0	0	0	1	2	2	Cincinnati Reds @ San Francisco Giants Candlestick Park, San Francisco, CA Fri Jun 28 1963, 10:05 PM EDT Att: 23,615 - Unknown livebaseballscorecards.com					
Bob Skinner, L OBP: 0.326, SLG: 0.378 (1,7)										5	0	0	0	0	2	3						
Vada Pinson, L OBP: 0.350, SLG: 0.522 (1,8)										4	2	2	2	0	1	1						
Frank Robinson, R OBP: 0.404, SLG: 0.453 (1,9)										2	0	0	0	2	2	1						
Gordy Coleman, L OBP: 0.279, SLG: 0.387 Don Pavletich, R OBP: 0.351, SLG: 0.292 (8, PH) (8, 3)										3	0	0	0	0	0	1						
Johnny Edwards, L OBP: 0.324, SLG: 0.388 (1,2)										4	0	0	0	0	2	2						
Daryl Spencer, R OBP: 0.314 Tommy Harper, R OBP: 0.321, SLG: 0.287 Al Worthington, R (7, PH) Bill Henry, L (8, 1)										1	0	0	0	2	1	0						
Leo Cardenas, R OBP: 0.274, SLG: 0.360 (1,6)										4	0	0	0	0	1	2						
Bob Purkey, R OBP: 0.217, SLG: 0.053 Jesse Gonder, L OBP: 0.333, SLG: 0.656 Eddie Kasko, R OBP: 0.329, SLG: 0.282 Marty Keough, L OBP: 0.350, SLG: 0.426 (7, PH) (7, 5) (8, PH)										2	1	0	0	0	1	0						
Inning Stats	R: 0 E: 0 K: 2 S: 7	H: 0 LOB: 1 BB: 1 P: 11	R: 0 E: 0 K: 2 S: 7	H: 0 LOB: 1 BB: 1 P: 11	R: 0 E: 0 K: 2 S: 7	H: 0 LOB: 0 BB: 0 P: 7	R: 0 E: 0 K: 1 S: 5	H: 0 LOB: 0 BB: 0 P: 5	R: 2 E: 1 K: 1 S: 7	H: 1 LOB: 1 BB: 1 P: 11	R: 0 E: 0 K: 2 S: 7	H: 0 LOB: 1 BB: 1 P: 11	R: 1 E: 1 K: 1 S: 7	H: 1 LOB: 3 BB: 2 P: 15	R: 0 E: 0 K: 0 S: 3	H: 0 LOB: 1 BB: 1 P: 7		1B: 1 2B: 0 3B: 0 HR: 1	SF: 0 SAC: 0 DP: 0 HBP: 0	WP: 0 PB: 1 SB: 0 CS: 0	PA: 38	
PITCHER	IP	WLS	BF	H	R	ER	SO	BB	IBB	HBP	BLK	WP	HR	S	P	ERA		WHIP				
Juan Marichal, R ERA: 2.38 Billy Hoelt, L ERA: Don Larsen, R ERA: 1.96	(1, 1) (8, 1) (9, 1)	7.2 0.1 1.0	31 W 3 S 4	2 0 0	3 0 0	0 0 0	13 0 0	5 1 1	0 0 0	0 0 0	0 0 0	0 0 0	1 0 0	52 2 3	72 6 7	0.00 0.00 0.00		0.913 3.000 1.000				

Batter	1	2	3	4	5	6	7	8	9	AB	R	H	RBI	BB	SO	LOB	BOTTOM					
Harvey Kuenn, R OBP: 0.314, SLG: 0.357 Ernie Bowman, R OBP: 0.154, SLG: 0.231 (1,5) (8, PR) (9, 5)										4	0	1	0	0	0	0	Cincinnati Reds @ San Francisco Giants Candlestick Park, San Francisco, CA Fri Jun 28 1963, 10:05 PM EDT Att: 23,615 - Unknown livebaseballscorecards.com					
Chuck Hillier, L OBP: 0.253, SLG: 0.242 (1,4)										4	2	2	1	0	0	0						
Willie Mays, R OBP: 0.338, SLG: 0.452 (1,8)										4	1	1	2	0	0	1						
Willie McCovey, L OBP: 0.359, SLG: 0.537 Don Larsen, R OBP: 0.296, SLG: 0.286 (1,7) (9, 1)										4	2	2	3	0	0	0						
Orlando Cepeda, R OBP: 0.355, SLG: 0.542 (1,3)										4	1	1	1	0	1	1						
Tom Haller, L OBP: 0.338, SLG: 0.479 (1,2)										3	0	0	0	0	0	0						
Felipe Alou, R OBP: 0.323, SLG: 0.502 (1,9)										3	0	1	0	0	0	0						
Jose Pagan, R OBP: 0.250, SLG: 0.243 (1,6)										3	0	0	0	0	0	1						
Juan Marichal, R OBP: 0.200, SLG: 0.204 Billy Hoelt, L Matty Alou, L OBP: 0.179, SLG: 0.184 (1,1) (8, 1) (8, PH) (9, 7)										2	0	0	0	0	1	1						
Inning Stats	R: 2 E: 0 K: 0 S: 5	H: 2 LOB: 0 BB: 0 P: 5	R: 0 E: 0 K: 1 S: 6	H: 1 LOB: 1 BB: 0 P: 6	R: 0 E: 0 K: 0 S: 3	H: 0 LOB: 0 BB: 0 P: 3	R: 1 E: 0 K: 0 S: 4	H: 1 LOB: 0 BB: 0 P: 4	R: 0 E: 0 K: 0 S: 3	H: 0 LOB: 0 BB: 0 P: 3	R: 0 E: 0 K: 0 S: 3	H: 0 LOB: 0 BB: 0 P: 3	R: 0 E: 0 K: 0 S: 3	H: 0 LOB: 0 BB: 0 P: 3	R: 4 E: 0 K: 1 S: 9	H: 4 LOB: 1 BB: 0 P: 9		1B: 2 2B: 2 3B: 0 HR: 4	SF: 0 SAC: 0 DP: 0 HBP: 0	WP: 0 PB: 0 SB: 0 CS: 0	PA: 32	
PITCHER	IP	WLS	BF	H	R	ER	SO	BB	IBB	HBP	BLK	WP	HR	S	P	ERA		WHIP				
Bob Purkey, R ERA: 3.71 Al Worthington, R ERA: 2.68 Bill Henry, L ERA: 6.1	(1, 1) (7, 1) (8, 1)	6.0 1.2 0.1	22 L 8 2	4 3 1	3 4 0	3 4 0	0 0 1	0 0 0	0 0 0	0 0 0	0 0 0	0 0 0	1 8 4	8 8 4	24 8 4	4.50 21.60 0.00		0.667 1.800 3.000				

Batter	1	2	3	4	5	6	7	8	9	AB	R	H	RBI	BB	SO	LOB	TOP					
Pete Rose, S OBP: 0.350, SLG: 0.357 (1,4)										5	1	1	0	0	0	2	Cincinnati Reds @ San Francisco Giants Candlestick Park, San Francisco, CA Sun Jun 30 1963, 6:33 AM EDT Att: 32,456 - Unknown livebaseballscorecards.com					
Tommy Harper, R OBP: 0.310, SLG: 0.276 (1,9)										4	0	0	0	0	1	1						
Vada Pinson, L OBP: 0.353, SLG: 0.516 (1,8)										3	0	1	0	1	0	0						
Don Pavletich, R OBP: 0.355, SLG: 0.302 (1,3)										4	0	2	1	0	0	1						
Ken Walters, R OBP: 0.205, SLG: 0.256 (1,7)										4	0	0	0	0	0	3						
Leo Cardenas, R OBP: 0.279, SLG: 0.360 (1,6)										4	1	2	0	0	0	0						
Johnny Edwards, L OBP: 0.321, SLG: 0.379 (1,2)										3	0	0	0	1	0	2						
Eddie Kasko, R OBP: 0.315, SLG: 0.308 (1,5)										4	1	1	2	0	0	2						
Jim O'Toole, S OBP: 0.163, SLG: 0.146 (1,1)										2	0	1	0	0	0	0						
Daryl Spencer, R OBP: 0.377, SLG: 0.312 (7, PH)										1	0	0	0	0	0	0						
Al Worthington, R OBP: 0.377, SLG: 0.312 (7, PH)										0	0	0	0	0	0	0						
Jim Owens, R OBP: 0.326, SLG: 0.378 (9, PH)										1	0	0	0	0	0	0						
Bob Skinner, L OBP: 0.326, SLG: 0.378 (9, PH)										1	0	0	0	0	0	0						
Inning Stats	R: 0 E: 0 K: 0 S: 4	H: 1 LOB: 1 BB: 0 P: 4	R: 0 E: 0 K: 0 S: 3	H: 0 LOB: 1 BB: 1 P: 7	R: 1 E: 0 K: 1 S: 7	H: 2 LOB: 2 BB: 1 P: 11	R: 0 E: 0 K: 0 S: 5	H: 2 LOB: 2 BB: 0 P: 5	R: 0 E: 0 K: 0 S: 4	H: 1 LOB: 1 BB: 0 P: 4	R: 0 E: 0 K: 0 S: 3	H: 0 LOB: 0 BB: 0 P: 3	R: 0 E: 0 K: 0 S: 3	H: 0 LOB: 0 BB: 0 P: 3	R: 0 E: 0 K: 0 S: 3	H: 0 LOB: 0 BB: 0 P: 3	R: 2 E: 0 K: 0 S: 5	H: 2 LOB: 2 BB: 0 P: 5	1B: 7 2B: 0 3B: 0 HR: 1	SF: 0 SAC: 0 DP: 0 HBP: 0	WP: 0 PB: 0 SB: 0 CS: 0	PA: 37
PITCHER	IP WLS BF H R ER SO BB IBB HBP BLK WP HR S P ERA WHIP																					
Billy Pierce, L ERA: 3.23 (1,1)	9.0 W 37 8 3 3 1 2 0 0 0 0 1 37 45 3.00 1.111																					

Batter	1	2	3	4	5	6	7	8	9	AB	R	H	RBI	BB	SO	LOB	BOTTOM			
Harvey Kuenn, R OBP: 0.329, SLG: 0.373 (1,5) (8,7)										3	2	1	1	1	0	1	Cincinnati Reds @ San Francisco Giants Candlestick Park, San Francisco, CA Sun Jun 30 1963, 6:33 AM EDT Att: 32,456 - Unknown livebaseballscorecards.com			
Jose Pagan, R OBP: 0.250, SLG: 0.243 (1,6)										4	1	1	0	0	0	2				
Willie McCovey, L OBP: 0.363, SLG: 0.546 (1,7) (8,3)										4	2	2	2	0	1	2				
Willie Mays, R OBP: 0.335, SLG: 0.457 (1,8)										4	1	2	3	0	0	3				
Orlando Cepeda, R OBP: 0.346, SLG: 0.528 (1,3)										3	0	0	1	0	0	1				
Ernie Bowman, R OBP: 0.154, SLG: 0.231 (8,4)										0	0	0	0	0	0	0				
Felipe Alou, R OBP: 0.324, SLG: 0.498 (1,9)										4	0	1	0	0	1	3				
Ed Bailey, L OBP: 0.363, SLG: 0.525 (1,2)										2	1	0	0	2	0	0				
Joey Amalfitano, R OBP: 0.271, SLG: 0.244 (1,4)										2	0	0	0	0	0	1				
Matty Alou, L OBP: 0.177, SLG: 0.175 (7, PH)										1	0	0	0	0	0	1				
Jim Davenport, R OBP: 0.283, SLG: 0.333 (8,5)										1	0	0	0	0	1	1				
Billy Pierce, L OBP: 0.118, SLG: 0.063 (1,1)										4	0	1	0	0	2	1				
Inning Stats	R: 1 E: 2 K: 0 S: 6	H: 1 LOB: 2 BB: 0 P: 6	R: 0 E: 0 K: 0 S: 3	H: 0 LOB: 0 BB: 0 P: 3	R: 0 E: 0 K: 1 S: 5	H: 0 LOB: 1 BB: 1 P: 9	R: 0 E: 0 K: 0 S: 3	H: 1 LOB: 1 BB: 1 P: 7	R: 0 E: 0 K: 1 S: 5	H: 0 LOB: 0 BB: 0 P: 5	R: 1 E: 0 K: 1 S: 6	H: 2 LOB: 0 BB: 0 P: 6	R: 5 E: 1 K: 0 S: 8	H: 4 LOB: 0 BB: 0 P: 8	R: 0 E: 0 K: 2 S: 7	H: 0 LOB: 1 BB: 1 P: 11	1B: 6 2B: 0 3B: 0 HR: 2	SF: 1 SAC: 0 DP: 0 HBP: 0	WP: 0 PB: 0 SB: 1 CS: 1	PA: 37
PITCHER	IP WLS BF H R ER SO BB IBB HBP BLK WP HR S P ERA WHIP																			
Jim O'Toole, L ERA: 2.07 (1,1)	6.0 L 24 4 2 1 3 2 0 0 0 0 0 28 36 1.50 1.000																			
Al Worthington, R ERA: 2.53 (7,1)	0.2 7 4 5 0 0 0 0 0 0 0 1 7 7 0.00 6.000																			
Jim Owens, R ERA: 5.46 (7,1)	1.1 5 0 0 0 0 2 1 0 0 0 0 8 12 0.00 0.750																			



Batter	1	2	3	4	5	6	7	8	9	AB	R	H	RBI	BB	SO	LOB	TOP
Pete Rose, S OBP: 0.350, SLG: 0.358 (1, 4)	0-0 4-3	0-0 1B			0-0 6-3		0-0 1B		0-3 K	5	0	2	1	0	1	0	Cincinnati Reds @ San Francisco Giants Candlestick Park, San Francisco, CA Mon Jul 01 1963, 6:33 AM EDT Att: 11,589 - Unknown
Tommy Harper, R OBP: 0.322, SLG: 0.314 (1, 9)	0-0 1-3		0-0 HR		0-0 F5		0-0 1B		4-0 BB	4	1	2	1	1	0	0	
Vada Pinson, L OBP: 0.350, SLG: 0.511 (1, 8)	0-0 1B		0-0 6-3		0-0 P4		0-0 F8		0-0 4-3	5	0	1	0	0	0	3	
Don Pavletich, R OBP: 0.333, SLG: 0.281 (1, 3)	0-0 P6		0-0 6-3			0-0 G3		0-0 F3			4	0	0	0	0	3	
Ken Walters, R OBP: 0.238, SLG: 0.357 (8, PH)		0-0 CS 1B	0-0 4-3			0-0 HR		0-0 F8		3	1	2	1	0	0	0	
Marty Keough, L OBP: 0.360, SLG: 0.466 (8, 7)										1	0	0	0	0	0	0	
Leo Cardenas, R OBP: 0.276, SLG: 0.355 (1, 6)		0-0 F2		0-0 F3		0-0 4-3		0-0 F5		4	0	0	0	0	0	1	
Daryl Spencer, R OBP: 0.385, SLG: 0.314 (1, 5)		4-0 1B 1-2 BB		0-0 F9		0-0 1B		4-0 BB		2	1	1	0	2	0	0	
Johnny Edwards, L OBP: 0.323, SLG: 0.381 (1, 2)		0-0 1B 1-3 1B		0-0 1B		0-0 F5		0-3 K		4	1	2	0	0	1	2	
Jim Maloney, L OBP: 0.200, SLG: 0.143 (7, PH)		0-0 1B		0-0 4-3				0-0 F9		2	0	1	1	0	0	1	
Eddie Kasko, R OBP: 0.311, SLG: 0.304 (7, 1)										1	0	0	0	0	0	0	
Jim Owens, R (7, 1)										0	0	0	0	0	0	0	
Bill Henry, L (7, 1)		1-2 3H 1B								1	0	0	0	0	0	0	
Inning Stats	R: 0 E: 0 K: 0 S: 4	H: 1 LOB: 1 BB: 0 P: 4	R: 2 E: 0 K: 0 S: 5	H: 4 LOB: 2 BB: 1 P: 9	R: 1 E: 0 K: 0 S: 4	H: 1 LOB: 0 BB: 0 P: 4	R: 0 E: 0 K: 0 S: 3	H: 1 LOB: 1 BB: 0 P: 5	R: 0 E: 0 K: 1 S: 5	H: 0 LOB: 1 BB: 1 P: 9	R: 0 E: 0 K: 1 S: 5	H: 0 LOB: 1 BB: 1 P: 9	R: 0 E: 0 K: 1 S: 5	H: 0 LOB: 1 BB: 1 P: 9	1B: 9 2B: 0 3B: 0 HR: 2	SF: 0 SAC: 0 DP: 0 HBP: 0	WP: 0 PA: 39 PB: 0 SB: 0 CS: 1
PITCHER	IP WLS BF H R ER SO BB IBB HBP BLK WP HR S P ERA WHIP	IP WLS BF H R ER SO BB IBB HBP BLK WP HR S P ERA WHIP															
Billy O'Dell, L ERA: 2.74 (1, 1)	7.0 L 31 11 4 4 0 1 0 0 0 0 2 30 34 5.14 1.714																
Jack Fisher, R ERA: 4.06 (8, 1)	2.0 8 0 0 0 0 2 2 0 0 0 0 0 10 18 0.00 1.000																



AB	36
R	4
H	11
RBI	4
BB	3
SO	2
LOB	10

Batter	1	2	3	4	5	6	7	8	9	AB	R	H	RBI	BB	SO	LOB	BOTTOM		
Harvey Kuenn, R OBP: 0.344, SLG: 0.380 (1, 5)	1-0 BB WP HBP	0-0 2H 1B		0-3 K		4-0 1-2 BB		0-0 FC1-6 1B		3	0	2	1	1	1	1	Cincinnati Reds @ San Francisco Giants Candlestick Park, San Francisco, CA Mon Jul 01 1963, 6:33 AM EDT Att: 11,589 - Unknown		
Chuck Hillier, L OBP: 0.246, SLG: 0.234 (1, 4)	0-0 F9	0-0 1-2 1B		0-0 4-3		0-0 P4		0-0 FC1-6		5	0	1	0	0	0	5			
Willie Mays, R OBP: 0.333, SLG: 0.451 (1, 8)	4-0 1-2 BB BB	0-3 K		0-0 5-3		0-0 F7		0-0 F8		4	0	0	0	1	1	6			
Willie McCovey, L OBP: 0.360, SLG: 0.543 (1, 3)	0-3 K		0-0 4-3		0-0 G3		0-0 2B		0-0 4-3	5	1	1	0	0	1	3			
Ed Bailey, L OBP: 0.372, SLG: 0.556 (7, PR)	4-0 1-2 2-3 BB		0-0 HR		0-3 K		0-0 SH3 2H 2B		0-0 G3	3	1	2	2	1	1	0			
Ernie Bowman, R OBP: 0.143, SLG: 0.214 (8, 6)										1	0	0	0	0	0	0			
Felipe Alou, R OBP: 0.327, SLG: 0.502 (1, 9)	0-0 6-3		0-0 6-3 2B		0-0 1B		0-0 SH3		0-3 K	4	0	2	0	0	1	3			
Matty Alou, L OBP: 0.152, SLG: 0.156 (1, 7)		0-0 G3		0-0 6-3 2-3 2B		0-0 F2		0-0 P6		5	0	0	0	0	0	4			
Jose Pagan, R OBP: 0.247, SLG: 0.241 (7, PH)		0-0 E3 1B 6-3		0-3 K		0-3 K		4-0 BB		3	1	0	0	0	2	1			
Tom Haller, L OBP: 0.340, SLG: 0.468 (8, 2)										0	0	0	0	1	0	0			
Billy O'Dell, S OBP: 0.191, SLG: 0.178 (7, PH)		0-0 6-3		0-0 4-3 2B		0-0 BB 1B		0-0 F8		3	0	2	0	0	0	1			
Orlando Cepeda, R OBP: 0.345, SLG: 0.527 (8, 1)										1	0	0	0	0	0	3			
Jack Fisher, R OBP: 0.240, SLG: 0.227 (8, 1)										0	0	0	0	0	0	0			
Inning Stats	R: 0 E: 0 K: 1 S: 5	H: 0 LOB: 3 BB: 2 P: 14	R: 1 E: 1 K: 1 S: 8	H: 2 LOB: 2 BB: 0 P: 8	R: 1 E: 0 K: 1 S: 7	H: 2 LOB: 1 BB: 0 P: 7	R: 0 E: 0 K: 1 S: 6	H: 1 LOB: 1 BB: 0 P: 6	R: 0 E: 0 K: 1 S: 6	H: 1 LOB: 2 BB: 1 P: 10	R: 1 E: 0 K: 0 S: 5	H: 2 LOB: 3 BB: 1 P: 9	R: 0 E: 0 K: 0 S: 4	H: 1 LOB: 1 BB: 0 P: 4	R: 0 E: 0 K: 1 S: 5	H: 0 LOB: 0 BB: 0 P: 5	1B: 5 2B: 4 3B: 0 HR: 1	SF: 0 SAC: 1 DP: 0 HBP: 1	WP: 1 PA: 43 PB: 0 SB: 0 CS: 0
PITCHER	IP WLS BF H R ER SO BB IBB HBP BLK WP HR S P ERA WHIP	IP WLS BF H R ER SO BB IBB HBP BLK WP HR S P ERA WHIP																	
Jim Maloney, R ERA: 3.03 (7, 1)	6.0 W 30 7 2 1 0 3 0 0 0 0 0 4 4 13.50 3.000																		
Jim Owens, R ERA: 5.65 (7, 1)	0.2 S 9 1 0 0 1 1 0 0 0 0 0 10 14 0.00 0.857																		
Bill Henry, L ERA: 5.48 (7, 1)																			



AB	37
R	3
H	10
RBI	3
BB	4
SO	7
LOB	27

Batter	1	2	3	4	5	6	7	8	9	AB	R	H	RBI	BB	SO	LOB	TOP						
Lee Maye, L OBP: 0.301, SLG: 0.417 (1, 8)	E3		G3			2B			SH1-3 2B	5	1	3	0	0	0	1							
Frank Bolling, R OBP: 0.271, SLG: 0.290 (1, 4)	4-3		6-3			4-3			SH1-3 2-3	4	0	0	0	0	0	4							
Hank Aaron, R OBP: 0.387, SLG: 0.589 (1, 9)	F7			F2		HR	K		IBB IBB	4	1	1	2	1	1	0							
Joe Torre, R OBP: 0.354, SLG: 0.417 (1, 7)		F8		1B		HR BB 1B	F8		K	5	1	2	0	0	1	2							
Eddie Mathews, L OBP: 0.387, SLG: 0.414 (1, 5)		FC4-6 BB		K		1B 2B BB			IBB	1	1	0	0	4	1	1							
Gene Oliver, R OBP: 0.317, SLG: 0.426 (1, 3)				K		1B 2B BB			IBB	3	1	1	1	0	2	2							
Bob Shaw, R OBP: 0.250, SLG: 0.143 (6, 1)		K		K		1-2 2B 1B	K		1-4-6	2	0	0	0	0	1	4							
Denis Menke, R OBP: 0.292, SLG: 0.345 (1, 6)		FC4-6 1-2							F8	4	1	1	2	0	0	1							
Del Crandall, R OBP: 0.261, SLG: 0.231 (1, 2)			G3 SH2-3 1B		F7	SH3			F9-4-3 1B	3	0	2	1	0	0	0							
Denny Lemaster, R OBP: 0.212, SLG: 0.424 (5, PH)			SH2-3		4-3	1B			F9-4-3	0	0	0	0	0	0	0							
Don Dilbeck, L OBP: 0.274, SLG: 0.371 (5, 1)										1	0	0	0	0	0	0							
Frank Funk, L OBP: 0.274, SLG: 0.371 (5, 1)										0	0	0	0	0	0	0							
Norm Larker, L OBP: 0.244, SLG: 0.262 (5, PH)										0	0	0	0	0	0	0							
Mack Jones, L OBP: 0.222, SLG: 0.344 (5, PH)										1	0	0	0	0	0	1							
Inning Stats	R: 0 E: 1 K: 0 S: 3	H: 0 LOB: 0 BB: 0 P: 3	R: 0 E: 0 K: 1 S: 5	H: 0 LOB: 1 BB: 1 P: 9	R: 0 E: 0 K: 0 S: 4	H: 1 LOB: 1 BB: 0 P: 4	R: 0 E: 0 K: 2 S: 8	H: 1 LOB: 1 BB: 0 P: 8	R: 0 E: 0 K: 0 S: 3	H: 0 LOB: 0 BB: 0 P: 3	R: 6 E: 0 K: 0 S: 9	H: 6 LOB: 2 BB: 2 P: 17	R: 0 E: 0 K: 2 S: 7	H: 0 LOB: 1 BB: 1 P: 11	R: 0 E: 0 K: 0 S: 3	H: 1 LOB: 3 BB: 2 P: 3	R: 0 E: 0 K: 1 S: 6	H: 1 LOB: 3 BB: 2 P: 14	1B: 6 2B: 4 3B: 0 HR: 1	SF: 0 SAC: 3 DP: 1 HBP: 0	WP: 1 PB: 0 SB: 0 CS: 0	PA: 42	
PITCHER	IP	WLS	BF	H	R	ER	SO	BB	IBB	HBP	BLK	WP	HR	S	P	ERA	WHIP					ERA	WHIP
Jack Sanford, R ERA: 3.38 (1, 1)	5.1	L	24	6	5	5	3	2	0	0	0	0	1	28	36	8.44	1.500						
Don Larsen, R ERA: 2.29 (6, 1)	0.2	5	2	1	1	0	1	0	0	0	0	1	0	4	8	13.50	4.500						
Bobby Bolin, R ERA: 1.77 (7, 1)	2.0	7	1	0	0	2	0	1	0	0	0	0	0	10	14	0.00	0.500						
Jim Duffalo, R ERA: 3.16 (9, 1)	1.0	6	1	0	0	1	0	0	2	0	0	0	0	6	14	0.00	1.000						

Milwaukee Braves @ San Francisco Giants
Candlestick Park, San Francisco, CA
Wed Jul 03 1963, 6:33 AM EDT
Att. 11,189 - Unknown

AB	33
R	6
H	10
RBI	6
BB	6
SO	6
LOB	16



Batter	1	2	3	4	5	6	7	8	9	AB	R	H	RBI	BB	SO	LOB	BOTTOM						
Harvey Kuenn, R OBP: 0.344, SLG: 0.395 (1, 5)	G4-6-3 BB		HR			4-3			F7	3	1	1	2	2	0	0							
Joey Amalfitano, R OBP: 0.270, SLG: 0.244 (1, 4)			1-H HR							4	0	1	0	0	1	4							
Ed Bailey, L OBP: 0.369, SLG: 0.540 (8, PH)	G4-6-3		K		5-3					0	0	0	0	1	0	0							
Billy O'Dell, S OBP: 0.191, SLG: 0.178 (8, PR)	1-2					BB 1B				0	0	0	0	0	0	0							
Jim Duffalo, R (9, 1)										0	0	0	0	0	0	0							
Willie McCovey, L OBP: 0.357, SLG: 0.542 (1, 7)	K		F9			HR			K	4	1	1	1	1	2	1							
Willie Mays, R OBP: 0.336, SLG: 0.466 (1, 8)		HR			5-3 1B				F4	4	1	2	1	1	1	2							
Orlando Cepeda, R OBP: 0.340, SLG: 0.514 (1, 3)			F8		3-1				6-3	5	0	0	0	0	0	2							
Felipe Alou, R OBP: 0.321, SLG: 0.490 (1, 9)	P4					SH1-4 1B			6-3	5	0	1	0	0	1	1							
Tom Haller, L OBP: 0.358, SLG: 0.500 (1, 2)						SH1-4 1B				2	1	2	1	2	0	0							
Ernie Bowman, R OBP: 0.200, SLG: 0.250 (1, 6)						1-2 2-3			F9	3	0	0	0	0	0	3							
Jack Sanford, R OBP: 0.222, SLG: 0.224 (5, 1)										2	1	1	0	0	1	2							
Don Larsen, R OBP: 0.298, SLG: 0.286 (5, PH)										0	0	0	0	0	0	0							
Matty Alou, L OBP: 0.144, SLG: 0.152 (7, 1)										1	0	0	0	0	0	0							
Bobby Bolin, R OBP: 0.285, SLG: 0.303 (8, PH)										0	0	0	0	0	0	0							
Jim Davenport, R OBP: 0.285, SLG: 0.330 (9, 4)						HR 1B			F7	1	0	0	0	0	0	0							
Inning Stats	R: 0 E: 0 K: 1 S: 4	H: 0 LOB: 1 BB: 1 P: 8	R: 1 E: 0 K: 0 S: 4	H: 1 LOB: 1 BB: 1 P: 8	R: 2 E: 0 K: 1 S: 7	H: 2 LOB: 1 BB: 1 P: 11	R: 0 E: 0 K: 1 S: 7	H: 2 LOB: 3 BB: 1 P: 11	R: 1 E: 0 K: 0 S: 5	H: 2 LOB: 2 BB: 1 P: 9	R: 0 E: 0 K: 1 S: 6	H: 1 LOB: 2 BB: 1 P: 10	R: 1 E: 0 K: 1 S: 6	H: 1 LOB: 0 BB: 0 P: 6	R: 0 E: 0 K: 1 S: 5	H: 0 LOB: 1 BB: 1 P: 9	R: 0 E: 0 K: 0 S: 3	H: 0 LOB: 0 BB: 0 P: 3	1B: 5 2B: 0 3B: 0 HR: 4	SF: 0 SAC: 1 DP: 1 HBP: 0	WP: 0 PB: 0 SB: 0 CS: 0	PA: 42	
PITCHER	IP	WLS	BF	H	R	ER	SO	BB	IBB	HBP	BLK	WP	HR	S	P	ERA	WHIP					ERA	WHIP
Denny Lemaster, L ERA: 2.17 (1, 1)	4.0	W	6	2	1	1	0	0	1	0	0	0	1	5	9	9.00	2.000						
Frank Funk, R ERA: 4.07 (5, 1)	1.0	W	6	2	1	1	0	0	0	0	0	0	1	20	28	2.25	1.000						
Bob Shaw, R ERA: 3.3 (6, 1)	4.0	S	16	2	1	1	3	2	0	0	0	0	1	20	28	2.25	1.000						

Milwaukee Braves @ San Francisco Giants
Candlestick Park, San Francisco, CA
Wed Jul 03 1963, 6:33 AM EDT
Att. 11,189 - Unknown

AB	34
R	5
H	9
RBI	5
BB	7
SO	6
LOB	15



Batter	1	2	3	4	5	6	7	8	9	AB	R	H	RBI	BB	SO	LOB	TOP			
Lee Mays, L (1,8) OBP: 0.303, SLG: 0.429	3-1		F8		G3		HR	BB		4	1	1	1	1	0	1	Milwaukee Braves @ San Francisco Giants Candlestick Park, San Francisco, CA Thu Jul 04 1963, 6:33 AM EDT Att: 23,557 - Unknown livebaseballscorecards.com			
Frank Bolling, R (1,4) OBP: 0.277, SLG: 0.293	F7		F3		HR	BB	BB	FC6-4		4	1	2	3	1	0	0				
Hank Aaron, R (1,9) OBP: 0.390, SLG: 0.599	1B		F2		HR		BB	FC6-4		5	1	3	2	0	0	2				
Joe Torre, R (1,3) OBP: 0.355, SLG: 0.417	BB		F8		BB		F2		6-3	5	0	2	0	0	0	2				
Eddie Mathews, L (1,5) OBP: 0.384, SLG: 0.408	BB		K		F5		K		K	4	0	0	0	1	3	3				
Gene Oliver, R (1,7) OBP: 0.318, SLG: 0.420	F7									2	0	0	0	1	1	3				
Mack Jones, L (7,8) OBP: 0.320, SLG: 0.340	F7									2	0	0	0	0	0	0				
Denis Menke, R (1,6) OBP: 0.288, SLG: 0.340			F7		6-3		5-3		E3	4	1	0	0	0	0	1				
Del Crandall, R (1,2) OBP: 0.260, SLG: 0.232			F2				G3	SH1-4	F7	4	1	1	0	0	0	1				
Tony Cloninger, R (1,1) OBP: 0.133, SLG: 0.133			F8							2	0	0	0	0	1	0				
Bob Hendley, R (7,1) OBP: 0.200, SLG: 0.143					SH1-4				K	0	1	0	0	1	0	0				
Inning Stats	R: 0 E: 0 K: 0 S: 5	H: 2 LOB: 3 BB: 1 P: 9	R: 0 E: 0 K: 0 S: 3	H: 0 LOB: 0 BB: 0 P: 3	R: 0 E: 0 K: 1 S: 3	H: 0 LOB: 1 BB: 1 P: 9	R: 3 E: 0 K: 0 S: 7	H: 4 LOB: 1 BB: 0 P: 7	R: 0 E: 0 K: 1 S: 5	H: 0 LOB: 0 BB: 0 P: 5	R: 1 E: 0 K: 2 S: 9	H: 2 LOB: 2 BB: 1 P: 13	R: 2 E: 1 K: 0 S: 5	H: 1 LOB: 2 BB: 2 P: 13	R: 0 E: 0 K: 1 S: 5	H: 0 LOB: 0 BB: 0 P: 5	1B: 7 2B: 0 3B: 0 HR: 2	SF: 0 SAC: 1 DP: 0 HBP: 0	WP: 1 PB: 0 SB: 1 CS: 0	PA: 42
PITCHER	IP WLS BF H R ER SO BB IBB HBP BLK WP HR S P ERA WHIP																			
Jack Fisher, R (1,1) ERA: 4.15	4.2		22	6	3	3	1	2	0	0	0	0	0	0	1	22	30	5.79	1.714	
Gaylord Perry, R (5,1) ERA: 3.95	1.2	L	7	1	1	1	2	1	0	0	0	0	0	1	10	14	5.40	1.200		
Bobby Bolin, R (7,1) ERA: 1.73	1.1		8	1	2	0	1	2	0	0	0	1	0	8	16	0.00	2.250			
Jim Duffalo, R (8,1) ERA: 3.0	1.1		5	1	0	0	1	0	0	0	0	0	0	7	7	0.00	0.750			

Batter	1	2	3	4	5	6	7	8	9	AB	R	H	RBI	BB	SO	LOB	BOTTOM	
Harvey Kuenn, R (1,7) OBP: 0.345, SLG: 0.391	6-3		F7		F3					4	0	1	0	1	0	0	Milwaukee Braves @ San Francisco Giants Candlestick Park, San Francisco, CA Thu Jul 04 1963, 6:33 AM EDT Att: 23,557 - Unknown livebaseballscorecards.com	
Chuck Hiller, L (1,4) OBP: 0.235, SLG: 0.226	BB		6-3		5-3		SH2-4		FC3-6	4	1	1	0	0	0	1		
Willie Mays, R (1,8) OBP: 0.343, SLG: 0.475	BB		1B		HR				F8	5	1	4	0	0	0	1		
Willie McCovey, L (1,3) OBP: 0.359, SLG: 0.551	BB		F2		HR		K			3	1	1	2	1	1	3		
Tom Haller, L (1,2) OBP: 0.371, SLG: 0.504	BB									1	0	1	1	2	0	0		
Orlando Cepeda, R (7,PH) OBP: 0.339, SLG: 0.512										1	0	0	0	0	0	2		
Ed Bailey, L (8,2) OBP: 0.369, SLG: 0.540	BB		1B		1B		P4			0	0	0	0	0	0	0		
Felipe Alou, R (1,9) OBP: 0.321, SLG: 0.486	P4				G6-4-3				6-3	4	0	1	0	0	0	4		
Jim Davenport, R (1,5) OBP: 0.276, SLG: 0.325	F9		P4				F9		K	4	0	0	0	0	1	6		
Ernie Bowman, R (1,6) OBP: 0.167, SLG: 0.208			1-3		4-3		9-6-3		6-3	4	0	0	0	0	0	0		
Jack Fisher, R (1,1) OBP: 0.222, SLG: 0.208			6-3		1-3				6-3	2	0	0	0	0	0	0		
Gaylord Perry, R (5,1) OBP: 0.200, SLG: 0.300										1	0	0	0	0	0	0		
Bobby Bolin, R (7,1) OBP: 0.267, SLG: 0.083										0	0	0	0	0	0	0		
Jim Duffalo, R (8,1) OBP: 0.288, SLG: 0.242										0	0	0	0	0	0	0		
Joe Amalfitano, R (8,PH) OBP: 0.288, SLG: 0.242										1	0	0	0	0	0	0		
Inning Stats	R: 1 E: 0 K: 0 S: 5	H: 2 LOB: 3 BB: 2 P: 13	R: 0 E: 0 K: 0 S: 3	H: 0 LOB: 0 BB: 0 P: 3	R: 0 E: 0 K: 0 S: 3	H: 0 LOB: 0 BB: 0 P: 3	R: 2 E: 0 K: 0 S: 5	H: 3 LOB: 0 BB: 0 P: 5	R: 0 E: 0 K: 1 S: 7	H: 2 LOB: 2 BB: 0 P: 7	R: 0 E: 0 K: 1 S: 5	H: 0 LOB: 1 BB: 0 P: 5	R: 0 E: 0 K: 0 S: 3	H: 0 LOB: 1 BB: 1 P: 7	1B: 7 2B: 1 3B: 0 HR: 1	SF: 0 SAC: 1 DP: 1 HBP: 0	WP: 0 PB: 0 SB: 1 CS: 0	PA: 39
PITCHER	IP WLS BF H R ER SO BB IBB HBP BLK WP HR S P ERA WHIP																	
Tony Cloninger, R (1,1) ERA: 2.47	6.1		30	9	3	3	0	1	2	0	0	0	0	0	27	39	4.26	1.579
Bob Hendley, L (7,1) ERA: 3.57	2.2	S	9	0	0	0	2	1	0	0	0	0	0	12	16	0.00	0.375	



Batter	1	2	3	4	5	6	7	8	9	10	11	AB	R	H	RBI	BB	SO	LOB	TOP				
Julian Javier, R OBP: 0.317, SLG: 0.432 (1, 4)	5-3		4-3				K		F5		6-3	6	0	1	1	0	1	3					
Dick Groat, R OBP: 0.400, SLG: 0.469 (1, 6)	K		6-3				K		BB		BB	5	0	1	0	1	2	5					
Bill White, L OBP: 0.386, SLG: 0.533 (1, 3)	F9								BB		BB	3	2	1	1	3	1	1					
Ken Boyer, R OBP: 0.375, SLG: 0.430 (1, 5)		F9		F2			F7		BB		F3	5	1	0	0	1	0	4					
Stan Musial, L George Altman, L OBP: 0.352, SLG: 0.441 (10, PR) OBP: 0.344, SLG: 0.388 (10, 9)	4-1						F8		BB		BB	4	0	1	1	1	0	1					
Charlie James, R OBP: 0.313, SLG: 0.416 (10, 7)	F8			F2			F8		BB		SH3-4	5	0	1	1	0	0	4					
Curt Flood, R OBP: 0.324, SLG: 0.371 (1, 8)				K					BB		5-3	5	1	2	0	0	1	4					
Tim McCarver, L OBP: 0.333, SLG: 0.401 (1, 2)							K		BB		4-3	4	1	2	0	1	1	2					
Lew Burdette, R Duke Carmel, R Ron Taylor, R Barney Schultz, R Bobby Shantz, R Carl Sawatsky, R Ed Baula, R (7, PH) (7, 1) (8, 1) (8, 1) (10, PH) (10, 1)	1-3						SH1-4				F8	1	0	0	0	0	0	2					
Inning Stats	R: 0 E: 0 K: 1 S: 5	H: 0 LOB: 0 BB: 0 P: 5	R: 0 E: 0 K: 0 S: 3	H: 0 LOB: 0 BB: 0 P: 3	R: 1 E: 0 K: 0 S: 5	H: 2 LOB: 1 BB: 0 P: 5	R: 1 E: 0 K: 1 S: 7	H: 2 LOB: 1 BB: 0 P: 7	R: 1 E: 0 K: 0 S: 3	H: 2 LOB: 0 BB: 0 P: 11	R: 2 E: 0 K: 0 S: 4	H: 1 LOB: 1 BB: 2 P: 12	R: 0 E: 0 K: 1 S: 5	H: 0 LOB: 2 BB: 2 P: 13	R: 0 E: 0 K: 0 S: 3	H: 0 LOB: 2 BB: 2 P: 11	R: 0 E: 0 K: 0 S: 4	H: 1 LOB: 3 BB: 2 P: 12	1B: 8 2B: 1 3B: 0 HR: 1	SF: 0 SAC: 2 DP: 0 HBP: 0	WP: 1 PB: 0 SB: 2 CS: 0	PA: 51	
PITCHER	IP WLS BF H R ER SO BB IBB HBP BLK WP HR S P ERA WHIP	PITCHER																					
Billy O'Dell, L ERA: 2.81 (1, 1)	2.1	11	1	2	2	3	3	0	0	0	1	0	14	26	7.71	1.714							
Bobby Bolin, R ERA: 1.96 (7, 1)	0.0	1	0	0	0	0	1	0	0	0	0	0	0	4	∞	∞							
Billy Hoelt, L ERA: (9, 1)	0.1	1	0	0	0	0	0	0	0	0	0	0	1	1	0.00	0.000							
Don Larsen, R ERA: 2.25 (9, 1)	2.0	W	11	1	0	0	2	2	0	0	0	0	7	23	0.00	1.500							
Jim Duffalo, R ERA: 2.79 (10, 1)																							

St. Louis Cardinals @ San Francisco Giants
Candlestick Park, San Francisco, CA
Fri Jul 05 1963, 10:05 PM EDT
Att: 25,665 - Unknown

livebaseballscores.com

AB 41
R 5
H 10
RBI 4
BB 8
SO 7
LOB 28



Batter	1	2	3	4	5	6	7	8	9	10	11	AB	R	H	RBI	BB	SO	LOB	BOTTOM				
Harvey Kuenn, R OBP: 0.347, SLG: 0.391 (1, 7)	F8	FC4-6		K			F7		BB		SH3-4	5	1	2	1	0	1	3					
Chuck Hiller, L OBP: 0.241, SLG: 0.230 (1, 4)	F8		6-3				F6		BB		BB	6	0	2	1	0	0	1					
Willie Mays, R OBP: 0.547, SLG: 0.475 (1, 8)	F8		4-3						BB		FC	4	1	2	0	1	0	3					
Willie McCovey, L OBP: 0.360, SLG: 0.561 Orlando Cepeda, R OBP: 0.337, SLG: 0.510 (1, 3) (9, PH) (10, 3)			4-3				4-3		BB		K	4	1	2	3	0	0	2					
Ed Bailey, L OBP: 0.359, SLG: 0.523 (1, 2)	F8			K			P6		BB		K	5	0	0	0	0	3	5					
Felipe Alou, R OBP: 0.322, SLG: 0.488 (1, 9)							K		BB		F5	5	1	2	0	0	2	0					
Jim Davenport, R OBP: 0.271, SLG: 0.318 (1, 5)		6-3					F8		BB		F5	5	0	0	0	1	2						
Ernie Bowman, R OBP: 0.185, SLG: 0.231 Matty Alou, L OBP: 0.167, SLG: 0.170 Jim Duffalo, R (1, 6) (9, PH) (10, 1)							SF8		BB		K	2	0	1	1	0	0	0					
Billy O'Dell, L Bobby Bolin, R Billy Hoelt, L Don Larsen, R Jose Pagan, R Ed Baula, R (7, 1) (7, 1) (8, 1) (8, 1) (10, PH) (10, 6)	K								BB		SH3	3	0	1	0	0	1	2					
Inning Stats	R: 1 E: 0 K: 0 S: 5	H: 2 LOB: 1 BB: 0 P: 5	R: 0 E: 0 K: 1 S: 7	H: 2 LOB: 2 BB: 0 P: 7	R: 0 E: 0 K: 1 S: 6	H: 1 LOB: 1 BB: 0 P: 6	R: 1 E: 0 K: 1 S: 7	H: 2 LOB: 1 BB: 0 P: 7	R: 2 E: 0 K: 1 S: 6	H: 1 LOB: 0 BB: 1 P: 10	R: 0 E: 0 K: 0 S: 3	H: 0 LOB: 0 BB: 0 P: 9	R: 0 E: 0 K: 2 S: 11	H: 3 LOB: 3 BB: 0 P: 11	R: 0 E: 0 K: 1 S: 5	H: 0 LOB: 0 BB: 0 P: 5	R: 1 E: 0 K: 0 S: 3	H: 2 LOB: 1 BB: 0 P: 3	1B: 11 2B: 2 3B: 0 HR: 1	SF: 1 SAC: 2 DP: 0 HBP: 0	WP: 0 PB: 1 SB: 1 CS: 0	PA: 47	
PITCHER	IP WLS BF H R ER SO BB IBB HBP BLK WP HR S P ERA WHIP	PITCHER																					
Lew Burdette, R ERA: 3.53 (7, 1)	2.1	11	4	1	1	3	0	0	0	0	0	0	17	17	3.86	1.714							
Barney Schultz, R ERA: 2.82 (9, 1)	0.0	1	0	0	0	0	0	0	0	0	0	0	1	1	∞	∞							
Bobby Shantz, L ERA: 3.2 (9, 1)	0.2	2	0	0	0	2	0	0	0	0	0	0	6	6	0.00	0.000							
Ed Baula, R ERA: 2.35 (10, 1)	1.1	L	6	2	1	1	0	0	0	0	0	0	8	8	6.75	1.500							

St. Louis Cardinals @ San Francisco Giants
Candlestick Park, San Francisco, CA
Fri Jul 05 1963, 10:05 PM EDT
Att: 25,665 - Unknown

livebaseballscores.com

AB 43
R 6
H 14
RBI 6
BB 1
SO 10
LOB 21



Batter	1	2	3	4	5	6	7	8	9	AB	R	H	RBI	BB	SO	LOB	TOP					
Julian Javier, R OBP: 0.316, SLG: 0.430 (1,4)	6-3			2B 6-3 1B		F2		F6		4	1	1	0	0	0	0						
Dick Groat, R OBP: 0.396, SLG: 0.470 (1,6)	4-3			6-3 1-3 2B		4-3				4	0	1	0	0	1	0						
Bill White, L OBP: 0.382, SLG: 0.527 (1,3)	P4			F3		F6				4	0	0	0	0	0	2						
Ken Boyer, R OBP: 0.371, SLG: 0.424 (1,5)		6-3		6-3			K			4	0	0	1	0	1	1						
Stan Musial, L OBP: 0.347, SLG: 0.434 (1,7)		4-3		4-3			6-3			3	0	0	0	0	0	1						
Charlie James, R OBP: 0.318, SLG: 0.455 (1,9)		K								3	2	2	2	0	1	0						
Curt Flood, R OBP: 0.322, SLG: 0.368 (1,8)				1-3		F9		F9		3	0	0	0	0	0	0						
Tim McCarver, L OBP: 0.327, SLG: 0.393 (1,2)				F6		F9		F4		3	0	0	0	0	0	0						
Ray Sadecki, L OBP: 0.216, SLG: 0.270 Red Schoendienst, S Ed Bauta, R (8,1)				F2		G3		4-3		2	0	0	0	0	0	0						
Inning Stats	R: 0 E: 0 K: 0 S: 3	H: 0 LOB: 0 BB: 0 P: 3	R: 0 E: 0 K: 1 S: 5	H: 0 LOB: 0 BB: 0 P: 5	R: 0 E: 0 K: 0 S: 3	H: 0 LOB: 0 BB: 0 P: 3	R: 1 E: 0 K: 0 S: 5	H: 2 LOB: 1 BB: 0 P: 5	R: 1 E: 0 K: 0 S: 4	H: 1 LOB: 0 BB: 0 P: 4	R: 0 E: 0 K: 0 S: 3	H: 0 LOB: 0 BB: 0 P: 3	R: 1 E: 0 K: 1 S: 6	H: 1 LOB: 0 BB: 0 P: 6	R: 0 E: 0 K: 0 S: 3	H: 0 LOB: 0 BB: 0 P: 3	R: 0 E: 0 K: 1 S: 5	H: 0 LOB: 0 BB: 0 P: 5	1B: 1 2B: 1 3B: 0 HR: 2	SF: 0 SAC: 0 DP: 0 HBP: 0	WP: 0 PB: 0 SB: 0 CS: 0	PA: 31
PITCHER Billy Pierce, L ERA: 3.19 (1,1)	IP: 9.0 WLS: W BF: 31 H: 4 R: 3 ER: 3 SO: 3 BB: 0 IBB: 0 HBP: 0 BLK: 0 WP: 0 HR: 2 S: 37 P: 37 ERA: 3.00 WHIP: 0.444																					

St. Louis Cardinals @ San Francisco Giants
Candlestick Park, San Francisco, CA
Sat Jul 06 1963, 6:33 AM EDT
Att: 30,619 - Unknown

AB 31
R 3
H 4
RBI 3
BB 0
SO 3
LOB 4



Batter	1	2	3	4	5	6	7	8	9	AB	R	H	RBI	BB	SO	LOB	BOTTOM					
Harvey Kuenn, R OBP: 0.345, SLG: 0.384 (1,7)	6-3		FC4-6 1B BB		F2		5-3			3	1	0	0	1	0	1						
Chuck Hillier, L OBP: 0.241, SLG: 0.230 (1,4)	F6		FC4-6 1-2 1B		K		4-3			4	0	1	0	0	1	1						
Willie McCovey, L OBP: 0.359, SLG: 0.567 (1,3)	G3		FC4-6 1-2 2-3 1B		K			HR		4	1	1	2	0	1	2						
Willie Mays, R OBP: 0.352, SLG: 0.475 (1,8)		F9 G3 1B BB	1-2 3-H 1B			SF7 BB	6-3			2	2	1	1	2	0	0						
Felipe Alou, R OBP: 0.321, SLG: 0.487 (1,9)		G3 1-2 1B	F9			SF7 1-H		K		3	0	1	1	0	1	2						
Jim Davenport, R OBP: 0.270, SLG: 0.317 (1,5)		F9 2-3		6-3			1B	F8		4	0	1	0	0	0	2						
Tom Haller, L OBP: 0.368, SLG: 0.496 (1,2)		G3 1-2 3-H		3-1		F8		1B 1B		4	0	1	1	0	0	2						
Ernie Bowman, R OBP: 0.226, SLG: 0.267 (1,6)		P4				4-3				4	0	2	0	0	0	2						
Billy Pierce, L OBP: 0.143, SLG: 0.100 (1,1)			1-3	4-3		4-3 HR		K		4	1	1	0	0	1	3						
Inning Stats	R: 0 E: 0 K: 0 S: 3	H: 0 LOB: 0 BB: 0 P: 3	R: 1 E: 0 K: 0 S: 4	H: 1 LOB: 1 BB: 1 P: 8	R: 1 E: 0 K: 0 S: 5	H: 2 LOB: 2 BB: 1 P: 9	R: 0 E: 0 K: 0 S: 4	H: 1 LOB: 1 BB: 0 P: 4	R: 0 E: 0 K: 2 S: 7	H: 0 LOB: 0 BB: 0 P: 7	R: 1 E: 1 K: 0 S: 4	H: 1 LOB: 1 BB: 1 P: 8	R: 2 E: 0 K: 0 S: 5	H: 2 LOB: 0 BB: 0 P: 5	R: 0 E: 0 K: 2 S: 9	H: 2 LOB: 2 BB: 0 P: 9	R: 0 E: 0 K: 2 S: 9	H: 2 LOB: 2 BB: 0 P: 9	1B: 8 2B: 0 3B: 0 HR: 1	SF: 1 SAC: 0 DP: 0 HBP: 0	WP: 0 PB: 0 SB: 0 CS: 0	PA: 36
PITCHER Ray Sadecki, L ERA: 5.21 Ed Bauta, R ERA: 2.29 (8,1)	IP: 7.0 WLS: L BF: 31 H: 7 R: 5 ER: 4 SO: 2 BB: 3 IBB: 0 HBP: 0 BLK: 0 WP: 0 HR: 1 S: 32 P: 44 ERA: 5.14 WHIP: 1.429																					

St. Louis Cardinals @ San Francisco Giants
Candlestick Park, San Francisco, CA
Sat Jul 06 1963, 6:33 AM EDT
Att: 30,619 - Unknown

AB 32
R 5
H 9
RBI 5
BB 3
SO 4
LOB 15



Batter	1	2	3	4	5	6	7	8	9	AB	R	H	RBI	BB	SO	LOB	TOP		
Julian Javier, R OBP: 0.309, SLG: 0.418 (1,4)	F5		F2			F6		SH1-4	L1	4	0	0	0	0	0	1			
Dick Groat, R OBP: 0.397, SLG: 0.466 (1,6)	F8			4-3			HR	4-3		4	1	1	0	0	0	1			
Bill White, L OBP: 0.376, SLG: 0.527 (1,3)	F6			F5			P1	6-3		4	0	0	0	0	0	2			
Stan Musial, L OBP: 0.353, SLG: 0.462 (9, PR)				F6			HR			4	1	3	2	0	0	0			
Duke Carmel, L OBP: 0.370, SLG: 0.324 (9, 7)									FC6-4	0	0	0	0	0	0	0			
Tim McCarver, L OBP: 0.331, SLG: 0.403 (1,2)		K			F7			FC6-4	1B	4	1	1	0	0	1	2			
Ken Boyer, R OBP: 0.366, SLG: 0.415 (1,5)		F7			5-3			3B		4	0	1	0	0	0	2			
Charlie James, R OBP: 0.307, SLG: 0.446 (1,9)					F7		P3			4	1	1	1	0	0	3			
Curt Flood, R OBP: 0.316, SLG: 0.359 (1,8)			4-3			5-3	G3			3	1	0	0	1	0	2			
Bob Gibson, R OBP: 0.262, SLG: 0.282 (1,1)				P4			F8			3	0	1	2	1	0	0			
Inning Stats	R: 0 E: 0 K: 0 S: 3	H: 0 LOB: 0 BB: 0 P: 3	R: 0 E: 0 K: 1 S: 6	H: 1 LOB: 1 BB: 0 P: 6	R: 0 E: 0 K: 0 S: 3	H: 0 LOB: 0 BB: 0 P: 3	R: 0 E: 0 K: 0 S: 3	H: 0 LOB: 0 BB: 0 P: 3	R: 0 E: 0 K: 0 S: 3	H: 0 LOB: 0 BB: 0 P: 3	R: 2 E: 0 K: 0 S: 7	H: 4 LOB: 2 BB: 0 P: 7	R: 0 E: 0 K: 0 S: 3	H: 0 LOB: 1 BB: 1 P: 7	R: 3 E: 0 K: 0 S: 6	H: 3 LOB: 1 BB: 1 P: 10	1B: 5 2B: 0 3B: 2 HR: 1	SF: 0 SAC: 1 DP: 0 HBP: 0	WP: 0 PA: 37 PB: 0 SB: 2 CS: 0
PITCHER	IP	WLS	BF	H	R	ER	SO	BB	IBB	HBP	BLK	WP	HR	S	P	ERA	WHIP		
Juan Marichal, R ERA: 2.16 (1,1)	7.0	L	26	5	2	2	1	0	0	0	0	0	1	28	28	2.57	0.714		
Jim Duffalo, R ERA: 3.45 (8,1)	2.0		11	3	3	3	0	2	0	0	0	0	0	9	17	13.50	2.500		

St. Louis Cardinals @ San Francisco Giants
Candlestick Park, San Francisco, CA
Sun Jul 07 1963, 6:38 AM EDT
Att: 42,787 - Unknown

AB 34
R 5
H 8
RBI 5
BB 2
SO 1
LOB 13



Batter	1	2	3	4	5	6	7	8	9	AB	R	H	RBI	BB	SO	LOB	BOTTOM				
Harvey Kuenn, R OBP: 0.349, SLG: 0.400 (1,9)	F3		K				K		6-3	5	0	1	0	0	2	0					
Chuck Hillier, L OBP: 0.237, SLG: 0.227 (1,4)	G3		F7						G1	4	0	1	0	0	0	0					
Willie McCovey, L OBP: 0.365, SLG: 0.560 (1,7)					F3		6-3			3	0	1	0	1	0	3					
Willie Mays, R OBP: 0.352, SLG: 0.468 (1,8)										3	0	2	0	1	0	1					
Ed Bailey, L OBP: 0.354, SLG: 0.519 (1,2)					F8		F5			4	0	0	0	0	1	4					
Orlando Cepeda, R OBP: 0.335, SLG: 0.503 (1,3)							K			3	0	0	0	0	1	2					
Jim Ray Hart, R OBP: 0.625, SLG: 0.400 (1,5)							K			0	0	0	0	0	0	0					
Jim Davenport, R OBP: 0.267, SLG: 0.313 (2, PR)										2	0	0	0	0	2	1					
Tom Haller, L OBP: 0.364, SLG: 0.482 (8, PH)										1	0	0	0	0	1	3					
Jose Pagan, R OBP: 0.247, SLG: 0.241 (9, 6)										0	0	0	0	0	0	0					
Ernie Bowman, R OBP: 0.205, SLG: 0.237 (9, 5)										4	0	0	0	0	1	1					
Juan Marichal, R OBP: 0.190, SLG: 0.193 (1,1)										2	0	1	0	0	0	0					
Felipe Alou, R OBP: 0.317, SLG: 0.477 (7, PH)										1	0	0	0	0	0	0					
Jim Duffalo, R (8,1)										0	0	0	0	0	0	0					
Joey Amalfitano, R (9, PH)										1	0	0	0	0	0	0					
Inning Stats	R: 0 E: 0 K: 0 S: 4	H: 1 LOB: 1 BB: 0 P: 4	R: 0 E: 0 K: 1 S: 5	H: 0 LOB: 0 BB: 0 P: 6	R: 0 E: 0 K: 1 S: 5	H: 0 LOB: 0 BB: 0 P: 5	R: 0 E: 0 K: 1 S: 5	H: 0 LOB: 1 BB: 1 P: 9	R: 0 E: 0 K: 1 S: 8	H: 0 LOB: 3 BB: 0 P: 8	R: 0 E: 0 K: 2 S: 8	H: 1 LOB: 1 BB: 0 P: 8	R: 0 E: 0 K: 1 S: 5	H: 0 LOB: 0 BB: 0 P: 5	R: 0 E: 0 K: 1 S: 6	H: 1 LOB: 3 BB: 1 P: 11	R: 0 E: 0 K: 0 S: 3	H: 0 LOB: 0 BB: 0 P: 3	1B: 6 2B: 0 3B: 0 HR: 0	SF: 0 SAC: 0 DP: 0 HBP: 2	WP: 0 PA: 37 PB: 0 SB: 0 CS: 0
PITCHER	IP	WLS	BF	H	R	ER	SO	BB	IBB	HBP	BLK	WP	HR	S	P	ERA	WHIP				
Bob Gibson, R ERA: 4.05 (1,1)	9.0	W	37	6	0	0	8	2	0	2	0	0	0	49	59	0.00	0.889				

St. Louis Cardinals @ San Francisco Giants
Candlestick Park, San Francisco, CA
Sun Jul 07 1963, 6:38 AM EDT
Att: 42,787 - Unknown

AB 33
R 0
H 6
RBI 0
BB 2
SO 8
LOB 15



Batter	1	2	3	4	5	6	7	8	9	AB	R	H	RBI	BB	SO	LOB	TOP			
Harvey Kuenn, R (1, 9) OBP: 0.351, SLG: 0.406	0-0 6-3		0-0 2B		0-0 6-3		0-0 4-3		0-0 1B	5	0	2	0	0	0	1	San Francisco Giants @ Philadelphia Phillies Connie Mack Stadium, Philadelphia, PA Wed Jul 10 1963, 7:05 PM EDT Att: 12,240 - Unknown livebaseballscorecards.com			
Chuck Hiller, L (1, 4) OBP: 0.232, SLG: 0.221	0-0 P4		0-0 4-3		0-3 K		0-0 F9		0-0 F7	5	0	0	0	0	1	4				
Willie McCovey, L (1, 7) OBP: 0.364, SLG: 0.566	0-0 HR		0-0 P5		0-0 F9				0-0 4-3	4	1	1	1	0	0	3				
Willie Mays, R (1, 8) OBP: 0.351, SLG: 0.465	0-0 5-3			0-0 1-3		0-0 P3		0-0 1B	0-0 1B	4	0	1	0	0	0	0				
Orlando Cepeda, R (1, 3) OBP: 0.337, SLG: 0.513		0-0 L8		0-0 HR		0-0 F8		0-0 1B	0-0 1B	4	1	2	1	0	0	0				
Ed Bailey, L (1, 2) OBP: 0.363, SLG: 0.521		0-0 F8		0-0 1B		0-0 FC5-4		0-0 1B	0-0 1B	3	0	2	0	1	0	0				
Jim Davenport, R (1, 5) OBP: 0.263, SLG: 0.308		0-0 5-3		0-3 K		0-0 FC5-4		0-3 K		4	0	0	0	0	2	5				
Jose Pagan, R (1, 6) OBP: 0.244, SLG: 0.237			0-3 K		0-0 P4		0-0 5-3		0-3 K	4	0	0	0	0	2	1				
Billy O'Dell, S (1, 1) OBP: 0.231, SLG: 0.260			0-0 2B		0-0 1B		0-0 F9		0-3 K	2	0	2	0	0	0	0				
Jack Fisher, R (5, 1) OBP: 0.222, SLG: 0.208										0	0	0	0	0	0	0				
Joey Amalfitano, R (7, PH) OBP: 0.257, SLG: 0.231										1	0	0	0	0	0	0				
Billy Hoelt, L (7, 1) OBP: 0.362, SLG: 0.478										1	0	0	0	0	0	1				
Tom Haller, L (9, PH) OBP: 0.362, SLG: 0.478										1	0	0	0	0	1	0				
Inning Stats	R: 1 E: 0 K: 0 S: 4	H: 1 LOB: 0 BB: 0 P: 4	R: 0 E: 0 K: 0 S: 3	H: 0 LOB: 0 BB: 0 P: 3	R: 0 E: 0 K: 1 S: 7	H: 2 LOB: 2 BB: 0 P: 7	R: 1 E: 0 K: 1 S: 7	H: 2 LOB: 1 BB: 0 P: 7	R: 0 E: 0 K: 0 S: 4	H: 1 LOB: 0 BB: 0 P: 4	R: 0 E: 0 K: 0 S: 3	H: 0 LOB: 0 BB: 0 P: 3	R: 0 E: 0 K: 1 S: 7	H: 2 LOB: 3 BB: 1 P: 11	R: 0 E: 0 K: 2 S: 8	H: 1 LOB: 1 BB: 0 P: 8	1B: 6 2B: 2 3B: 0 HR: 2	SF: 0 SAC: 0 DP: 0 HBP: 0	WP: 0 PB: 0 SB: 0 CS: 0	PA: 38
PITCHER	IP WLS BF H R ER SO BB IBB HBP BLK WP HR S P ERA WHIP																			
Cal McLish, R (1, 1) ERA: 3.05	6.0 W 25 7 2 2 3 0 0 0 0 0 2 31 31 3.00 1.167																			
Johnny Klippstein, R (7, 1) ERA: 2.03	3.0 S 13 3 0 0 3 1 0 0 0 0 0 0 18 22 0.00 1.333																			

Batter	1	2	3	4	5	6	7	8	9	AB	R	H	RBI	BB	SO	LOB	BOTTOM			
Tony Taylor, R (1, 4) OBP: 0.339, SLG: 0.345	0-0 1B 1B		0-3 K		0-0 F8	4-0 E BB	0-0 1B 1B			4	2	1	1	1	1	1	San Francisco Giants @ Philadelphia Phillies Connie Mack Stadium, Philadelphia, PA Wed Jul 10 1963, 7:05 PM EDT Att: 12,240 - Unknown livebaseballscorecards.com			
Johnny Callison, L (1, 9) OBP: 0.335, SLG: 0.443	0-0 1B		0-0 G3		4-0 1B BB	0-0 E BB	0-0 1B			4	2	2	2	1	0	0				
Tony Gonzalez, L (1, 7) OBP: 0.360, SLG: 0.407	0-0 1B		0-3 K		0-0 E4	0-0 1B	0-0 F2			5	1	2	1	0	1	3				
Roy Sievers, R (1, 3) OBP: 0.296, SLG: 0.359	0-0 F5			0-0 P6	0-0 1B	0-0 1B		0-0 1B		5	0	3	2	0	0	3				
Mickey Harrington, R (8, PR) OBP: 0.260, SLG: 0.305	0-0 F5			0-0 P6	0-0 1B	0-0 1B		0-0 1B		0	0	0	0	0	0	0				
Frank Torre, L (9, 3) OBP: 0.260, SLG: 0.305	0-0 F5			0-0 P6	0-0 1B	0-0 1B		0-0 1B		0	0	0	0	0	0	0				
Don Demeter, R (1, 8) OBP: 0.338, SLG: 0.485	0-3 K			0-0 1B	0-0 G4-6-3	0-0 F6		0-0 F4		5	1	2	1	0	1	6				
Don Hoak, R (1, 5) OBP: 0.273, SLG: 0.298	0-0 FC6-4			0-0 1B	0-0 G4-6-3	0-0 1B		0-0 SH1-4		5	1	3	1	0	0	5				
Clay Dalrymple, L (1, 2) OBP: 0.341, SLG: 0.359		0-0 F8		0-0 F8		0-0 F7	0-0 SH1-4	0-0 FC3-6-5		4	0	0	0	0	0	3				
Ruben Amaro, R (1, 6) OBP: 0.248, SLG: 0.271	0-0 4-3			0-0 P4		0-0 FC2-6	0-0 1B	0-0 1B		3	1	1	0	1	0	1				
Cal McLish, S (1, 1) OBP: 0.327, SLG: 0.333		0-3 K		4-0 E BB	0-0 FC2-6	0-0 K				2	1	0	0	1	1	1				
Cookie Rojas, R (6, PR) OBP: 0.273, SLG: 0.220										0	1	0	0	0	0	0				
Johnny Klippstein, R (7, 1) ERA: 7.36										1	0	0	0	0	1	2				
Inning Stats	R: 0 E: 1 K: 1 S: 8	H: 2 LOB: 3 BB: 0 P: 8	R: 0 E: 0 K: 1 S: 5	H: 0 LOB: 0 BB: 0 P: 5	R: 0 E: 0 K: 2 S: 7	H: 0 LOB: 0 BB: 0 P: 7	R: 1 E: 0 K: 0 S: 5	H: 2 LOB: 1 BB: 0 P: 5	R: 3 E: 1 K: 0 S: 5	H: 2 LOB: 2 BB: 2 P: 13	R: 3 E: 1 K: 0 S: 7	H: 3 LOB: 1 BB: 1 P: 11	R: 3 E: 0 K: 1 S: 8	H: 3 LOB: 1 BB: 1 P: 12	R: 0 E: 0 K: 0 S: 4	H: 2 LOB: 1 BB: 0 P: 4	1B: 13 2B: 2 3B: 0 HR: 0	SF: 0 SAC: 1 DP: 2 HBP: 0	WP: 0 PB: 0 SB: 0 CS: 0	PA: 43
PITCHER	IP WLS BF H R ER SO BB IBB HBP BLK WP HR S P ERA WHIP																			
Billy O'Dell, L (1, 1) ERA: 2.92	4.1 L 23 6 4 3 4 2 0 0 0 0 0 0 29 37 6.23 1.846																			
Jack Fisher, R (5, 1) ERA: 4.07	1.2 9 3 3 0 0 1 0 0 0 0 0 0 8 12 0.00 2.400																			
Billy Hoelt, L (7, 1) ERA: 7.36	2.0 11 5 3 3 1 1 0 0 0 0 0 0 12 16 13.50 3.000																			

Batter	1	2	3	4	5	6	7	8	9	AB	R	H	RBI	BB	SO	LOB	TOP										
Matty Alou, L OBP: 0.148, SLG: 0.151 (1, 9)	F9		F8		K		F7		F3	5	0	0	0	0	1	2	San Francisco Giants @ Philadelphia Phillies Connie Mack Stadium, Philadelphia, PA Sat Jul 13 1963, 3:33 AM EDT Att: 10,453 - Unknown										
Chuck Hillier, L OBP: 0.240, SLG: 0.228 (1, 4)	F5		2B		FC5-4 WP BB		F8		G3	4	0	1	0	1	0	0											
Willie McCovey, L OBP: 0.370, SLG: 0.591 (1, 7) (4, 3)	HBP		6-3		FC5-4 BB		HR		4-3	3	1	1	0	1	0	2											
Willie Mays, R OBP: 0.356, SLG: 0.471 (1, 8)	K				FC5-4 BB		HR			4	1	1	3	0	1	3											
Orlando Cepeda, R OBP: 0.337, SLG: 0.505 (1, 3) (4, 7)		F5			F7					3	0	1	0	1	0	2											
Ed Bailey, L OBP: 0.366, SLG: 0.509 (1, 2)	K				F9		K		P6	4	0	0	0	0	2	2											
Jim Davenport, R OBP: 0.266, SLG: 0.309 (1, 5)	F9				1B		F7		F9	4	0	1	0	0	0	0											
Jose Pagan, R OBP: 0.248, SLG: 0.242 (1, 6)					6-3				K	4	0	2	0	0	1	2											
Billy Pierce, L OBP: 0.174, SLG: 0.095 (5, 1) Gaylord Perry, R OBP: 0.200, SLG: 0.300 (5, 1) Harvey Kuiper, L OBP: 0.241, SLG: 0.411 (6, 1) Jim Duffalo, R OBP: 0.250, SLG: 0.474 (8, 1) Felipe Alou, R OBP: 0.250, SLG: 0.474 (8, 1) Jack Fisher, R OBP: 0.252, SLG: 0.298 (8, 1)			FC5-6 2B		WP FC5-4 BB		F8		5-3	1	1	0	0	1	0	1											
Inning Stats	R: 0 E: 0 K: 1 S: 5	H: 0 LOB: 1 BB: 0 P: 6	R: 0 E: 0 K: 1 S: 5	H: 0 LOB: 0 BB: 0 P: 5	R: 0 E: 0 K: 0 S: 5	H: 2 LOB: 2 BB: 0 P: 5	R: 0 E: 0 K: 0 S: 5	H: 2 LOB: 2 BB: 0 P: 5	R: 1 E: 0 K: 1 S: 5	H: 0 LOB: 2 BB: 3 P: 17	R: 0 E: 0 K: 1 S: 6	H: 1 LOB: 1 BB: 0 P: 6	R: 2 E: 0 K: 0 S: 5	H: 2 LOB: 1 BB: 1 P: 9	R: 0 E: 0 K: 1 S: 5	H: 0 LOB: 0 BB: 0 P: 3		R: 0 E: 0 K: 0 S: 3	H: 0 LOB: 0 BB: 0 P: 3	1B: 5 2B: 1 3B: 0 HR: 1	SF: 0 SAC: 0 DP: 0 HBP: 1	WP: 2 PA: 39 PB: 0 SB: 0 CS: 0					
PITCHER	IP	WLS	BF	H	R	ER	SO	BB	IBB	HBP	BLK	WP	HR	S	P	ERA	WHIP										
Ryne Duren, R ERA: 3.16 (1, 1)	7.0	W	33	7	3	3	4	4	0	1	0	2	1	36	53	3.86	1.571										
Jack Baldschun, R ERA: 2.32 (8, 1)	2.0	S	6	0	0	0	1	0	0	0	0	0	0	8	8	0.00	0.000										

Batter	1	2	3	4	5	6	7	8	9	AB	R	H	RBI	BB	SO	LOB	BOTTOM										
Tony Taylor, R OBP: 0.339, SLG: 0.348 (1, 4)	K		FC6-4 BB 1B		F8		K			4	0	1	0	0	2	1	San Francisco Giants @ Philadelphia Phillies Connie Mack Stadium, Philadelphia, PA Sat Jul 13 1963, 3:33 AM EDT Att: 10,453 - Unknown										
Johnny Callison, L OBP: 0.338, SLG: 0.438 (1, 9)	4-3		FC6-4 BB		F9		WP BB			2	0	0	0	2	0	0											
Tony Gonzalez, L OBP: 0.365, SLG: 0.413 (1, 7)	F7		FC6-4		HR		K			4	1	1	1	0	1	3											
Roy Sievers, R OBP: 0.303, SLG: 0.413 (1, 3)			P6		HR		K			4	2	2	3	0	1	3											
Don Demeter, R OBP: 0.338, SLG: 0.484 (1, 8)	F8				F8		2B			3	0	1	0	1	0	0											
Don Hoak, R OBP: 0.271, SLG: 0.292 (1, 5) Jack Baldschun, R (8, 1)	P6				F8		5-3		F8	4	0	0	0	0	0	3											
Clay Dalrymple, L OBP: 0.341, SLG: 0.359 (1, 2)	P6				1B		1B		WP HBP	3	0	1	0	0	1	0											
Ruben Amaro, R OBP: 0.250, SLG: 0.274 (1, 6)			5-3		1B		P9			4	0	2	0	0	0	1											
Ryne Duren, R OBP: 0.278, SLG: 0.188 (1, 1) Bobby Wine, R OBP: 0.246, SLG: 0.294 (8, 5)			BB 1B FC6-4 HBP		4-3		1-3		P4	2	1	0	0	0	0	3											
Inning Stats	R: 0 E: 0 K: 1 S: 5	H: 0 LOB: 0 BB: 0 P: 5	R: 1 E: 0 K: 0 S: 4	H: 1 LOB: 0 BB: 0 P: 4	R: 1 E: 0 K: 0 S: 4	H: 1 LOB: 2 BB: 1 P: 9	R: 0 E: 0 K: 0 S: 5	H: 2 LOB: 2 BB: 0 P: 5	R: 2 E: 0 K: 0 S: 6	H: 3 LOB: 1 BB: 0 P: 6	R: 0 E: 0 K: 1 S: 5	H: 0 LOB: 0 BB: 0 P: 6	R: 0 E: 0 K: 2 S: 7	H: 0 LOB: 2 BB: 2 P: 15	R: 0 E: 0 K: 1 S: 5	H: 1 LOB: 0 BB: 0 P: 5		1B: 4 2B: 2 3B: 0 HR: 2	SF: 0 SAC: 0 DP: 0 HBP: 2	WP: 2 PA: 36 PB: 0 SB: 0 CS: 0							
PITCHER	IP	WLS	BF	H	R	ER	SO	BB	IBB	HBP	BLK	WP	HR	S	P	ERA	WHIP										
Billy Pierce, L ERA: 3.51 (1, 1)	4.2	L	23	7	4	4	1	1	0	0	0	0	0	1	1	0.00	0.000										
Gaylord Perry, R ERA: 3.35 (5, 1)	0.1		1	0	0	0	0	0	0	0	0	0	0	1	1	0.00	0.000										
Jim Duffalo, R ERA: 3.18 (6, 1)	2.0		9	0	0	0	3	1	1	1	0	2	0	12	21	0.00	0.500										
Jack Fisher, R ERA: 4.02 (8, 1)	1.0		3	1	0	0	1	0	0	0	0	0	0	5	5	0.00	1.000										

Batter	1	2	3	4	5	6	7	8	9	AB	R	H	RBI	BB	SO	LOB	TOP										
Matty Alou, L OBP: 0.155, SLG: 0.158 (1, 9)	5-3			1B 6-3		F8		K		4	0	1	0	0	1	0	San Francisco Giants @ Pittsburgh Pirates Forbes Field, Pittsburgh, PA Mon Jul 15 1963, 7:05 PM EDT Unknown										
Chuck Hiller, L OBP: 0.240, SLG: 0.233 (1, 4)	F3			6-3				1B 2B	6-3	4	1	1	0	0	0	1											
Willie McCovey, L OBP: 0.371, SLG: 0.589 Felipe Alou, R OBP: 0.315, SLG: 0.474 (9, PR)	F8			2-3				P3	G6-4-3 1B	4	0	2	0	0	0	1											
Willie Mays, R OBP: 0.352, SLG: 0.465 (1, 8)				F7				6-3	G6-4-3 1B	4	0	0	0	0	0	3											
Ed Bailey, L OBP: 0.371, SLG: 0.512 (1, 2)				G5-4-3 1B		K		1B		3	0	2	1	0	1	0											
Orlando Cepeda, R OBP: 0.337, SLG: 0.503 (1, 3)				G5-4-3		5-3		2H 1B		3	0	1	0	0	0	1											
Jim Davenport, R OBP: 0.263, SLG: 0.306 (1, 5)				K		F9		F9		3	0	0	0	0	1	2											
Ernie Bowman, R OBP: 0.190, SLG: 0.220 (1, 6)				5-3		4-3		F6		3	0	0	0	0	0	0											
Juan Marichal, R OBP: 0.169, SLG: 0.172 (1, 1)				5-3		4-3		K		3	0	0	0	0	1	0											
Inning Stats	R: 0 E: 0 K: 0 S: 3	H: 0 LOB: 0 BB: 0 P: 3	R: 0 E: 0 K: 0 S: 3	H: 1 LOB: 0 BB: 0 P: 3	R: 0 E: 0 K: 1 S: 5	H: 0 LOB: 0 BB: 0 P: 5	R: 0 E: 0 K: 0 S: 4	H: 2 LOB: 1 BB: 0 P: 4	R: 0 E: 0 K: 1 S: 5	H: 0 LOB: 0 BB: 0 P: 5	R: 0 E: 0 K: 0 S: 3	H: 0 LOB: 0 BB: 0 P: 3	R: 1 E: 0 K: 0 S: 6	H: 3 LOB: 2 BB: 0 P: 6	R: 0 E: 0 K: 2 S: 7	H: 0 LOB: 0 BB: 0 P: 7	R: 0 E: 0 K: 0 S: 3	H: 1 LOB: 1 BB: 0 P: 3	1B: 6 2B: 1 3B: 0 HR: 0	SF: 0 SAC: 0 DP: 2 HBP: 0	WP: 0 PB: 0 SB: 0 CS: 0	PA: 31					
PITCHER	IP	WLS	BF	H	R	ER	SO	BB	IBB	HBP	BLK	WP	HR	S	P	ERA	WHIP										
Bob Friend, R ERA: 1.94 Al McBean, R ERA: 1.89	(1, 1)	8.0	28	6	1	1	4	0	0	0	0	0	0	36	36	1.12	0.750										
(9, 1)	1.0	W	3	1	0	0	0	0	0	0	0	0	0	3	3	0.00	1.000										

Batter	1	2	3	4	5	6	7	8	9	AB	R	H	RBI	BB	SO	LOB	BOTTOM											
Dick Schofield, S OBP: 0.343, SLG: 0.301 (1, 6)	K			F8		F4		P4		4	0	0	0	0	1	0	San Francisco Giants @ Pittsburgh Pirates Forbes Field, Pittsburgh, PA Mon Jul 15 1963, 7:05 PM EDT Unknown											
Bill Virdon, L OBP: 0.306, SLG: 0.336 (1, 8)	6-3			5-3		2-3			2B 1B	4	1	1	0	0	0	0												
Roberto Clemente, R OBP: 0.356, SLG: 0.480 (1, 9)	K			1B				SH1-4 1B	1-3 1B 2B	4	1	3	0	0	1	0												
Bill Mazerowski, R OBP: 0.340, SLG: 0.441 (1, 4)				G4-6-3 1B		K		SH1-4	4-0 1B	2	0	1	0	1	1	1												
Willie Stargell, L OBP: 0.282, SLG: 0.378 (1, 7)				K		K		P5	1-2 1B	4	0	1	2	0	2	2												
Smoky Burgess, L OBP: 0.341, SLG: 0.415 Ron Brand, R OBP: 0.361, SLG: 0.406 (7, PR)				G4-6-3		PB 1B		4-0 1B	1-2 2H 3H	2	0	1	0	1	0	1												
Donn Clendenon, R OBP: 0.347, SLG: 0.483 (1, 3)				FC5-4 BB		F9		1-2 1B	IBB	2	0	0	0	1	1	3												
Bob Bailey, R OBP: 0.309, SLG: 0.338 (1, 5)				FC5-4 P1-4		F8		P6		3	0	0	0	0	2	0												
Bob Friend, R OBP: 0.103, SLG: 0.088 Jerry Lynch, L OBP: 0.338, SLG: 0.461 Al McBean, R OBP: 0.185, SLG: 0.296 (8, PH)				P1-4		6-3		K		2	0	0	0	0	0	1												
										1	0	0	0	0	1	0												
										0	0	0	0	0	0	0												
Inning Stats	R: 0 E: 0 K: 2 S: 7	H: 0 LOB: 0 BB: 0 P: 7	R: 0 E: 0 K: 1 S: 5	H: 1 LOB: 0 BB: 0 P: 5	R: 0 E: 0 K: 0 S: 2	H: 0 LOB: 1 BB: 1 P: 6	R: 0 E: 0 K: 1 S: 6	H: 1 LOB: 1 BB: 0 P: 6	R: 0 E: 0 K: 1 S: 6	H: 0 LOB: 0 BB: 0 P: 3	R: 0 E: 0 K: 1 S: 6	H: 1 LOB: 2 BB: 1 P: 10	R: 0 E: 0 K: 1 S: 5	H: 0 LOB: 0 BB: 0 P: 5	R: 2 E: 0 K: 0 S: 3	H: 3 LOB: 2 BB: 1 P: 7		1B: 6 2B: 2 3B: 0 HR: 0	SF: 0 SAC: 1 DP: 2 HBP: 0	WP: 0 PB: 1 SB: 0 CS: 0	PA: 32							
PITCHER	IP	WLS	BF	H	R	ER	SO	BB	IBB	HBP	BLK	WP	HR	S	P	ERA		WHIP										
Juan Marichal, R ERA: 2.22	(1, 1)	8.0	L	32	7	2	2	7	1	2	0	0	0	43	55	2.25		1.000										

Batter	1	2	3	4	5	6	7	8	9	AB	R	H	RBI	BB	SO	LOB	TOP					
Jose Pagan, R (1, 6) OBP: 0.248, SLG: 0.242	5-3			1-3		F9				4	0	1	0	0	0	0	San Francisco Giants @ Pittsburgh Pirates Forbes Field, Pittsburgh, PA Mon Jul 15 1963, 7:05 PM EDT Att: 24,357 - Unknown livebaseballscores.com					
Jim Davenport, R (1, 5) OBP: 0.297, SLG: 0.309	K			1B				F3		4	0	2	0	0	1	2						
Willie McCovey, L (1, 7) OBP: 0.370, SLG: 0.585	K			1B		G3-6-3		F8		4	0	1	0	0	1	3						
Willie Mays, R (1, 8) OBP: 0.348, SLG: 0.460		F3		K					K	4	0	0	0	0	3	2						
Orlando Cepeda, R (1, 3) OBP: 0.336, SLG: 0.503		4-3		FC6-4				F7		4	1	1	0	0	0	2						
Felipe Alou, R (1, 9) OBP: 0.317, SLG: 0.474		F6				K				4	0	2	1	0	1	0						
Tom Haller, L (1, 2) OBP: 0.351, SLG: 0.466				F7		F4			K	4	0	1	0	0	1	1						
Chuck Hiller, L (1, 4) OBP: 0.242, SLG: 0.236				6-3						2	0	1	0	0	0	0						
Joey Amalfitano, R (8, PH) OBP: 0.253, SLG: 0.227									F5	2	0	0	0	0	1	2						
Billy O'Dell, S (1, 1) OBP: 0.222, SLG: 0.250				G3						2	0	0	0	0	0	1						
Harvey Kuenn, R (8, PH) OBP: 0.346, SLG: 0.414						1-3				1	0	1	0	0	0	0						
Gaylord Perry, R (8, PR) OBP: 0.200, SLG: 0.300									1B	0	0	0	0	0	0	0						
Don Larsen, R (8, 1) OBP: 0.250, SLG: 0.250									1B	1	0	0	0	0	0	2						
Inning Stats	R: 0 E: 0 K: 2 S: 7	H: 0 LOB: 0 BB: 0 P: 7	R: 0 E: 0 K: 0 S: 3	H: 0 LOB: 0 BB: 0 P: 3	R: 0 E: 0 K: 0 S: 3	H: 0 LOB: 0 BB: 0 P: 3	R: 0 E: 0 K: 1 S: 7	H: 2 LOB: 2 BB: 0 P: 7	R: 0 E: 0 K: 1 S: 6	H: 1 LOB: 1 BB: 0 P: 6	R: 0 E: 0 K: 0 S: 3	H: 1 LOB: 0 BB: 0 P: 3	R: 0 E: 0 K: 2 S: 8	H: 1 LOB: 1 BB: 0 P: 8	R: 0 E: 0 K: 1 S: 7	H: 2 LOB: 2 BB: 0 P: 7	R: 1 E: 0 K: 1 S: 8	H: 3 LOB: 2 BB: 0 P: 8	1B: 8 2B: 2 3B: 0 HR: 0	SF: 0 SAC: 0 DP: 1 HBP: 0	WP: 0 PB: 0 SB: 0 CS: 0	PA: 36
PITCHER Joe Gibbon, L (1, 1) ERA: 2.4	IP: 9.0 WLS: W BF: 36 H: 10 R: 1 ER: 1 SO: 8 BB: 0 IBB: 0 HBP: 0 BLK: 0 WP: 0 HR: 0 S: 52 P: 52 ERA: 1.00 WHIP: 1.111															PITCHER						

Batter	1	2	3	4	5	6	7	8	9	AB	R	H	RBI	BB	SO	LOB	BOTTOM			
Dick Schofield, S (1, 6) OBP: 0.345, SLG: 0.306	F8		6-3							4	1	2	0	0	0	0	San Francisco Giants @ Pittsburgh Pirates Forbes Field, Pittsburgh, PA Mon Jul 15 1963, 7:05 PM EDT Att: 24,357 - Unknown livebaseballscores.com			
Bill Virdon, L (1, 8) OBP: 0.305, SLG: 0.342	6-3		6-3							4	0	1	1	0	0	1				
Roberto Clemente, R (1, 9) OBP: 0.355, SLG: 0.475	F9		6-3							3	0	0	0	1	0	1				
Bill Mazerowski, R (1, 4) OBP: 0.339, SLG: 0.442		F9		F9	F6					4	1	1	0	0	0	2				
Donn Clendenon, R (1, 3) OBP: 0.349, SLG: 0.483		1B		6-3						4	0	2	1	0	1	0				
Bob Bailey, R (1, 5) OBP: 0.308, SLG: 0.337				K						4	0	1	0	0	2	1				
Manny Mota, R (1, 7) OBP: 0.345, SLG: 0.429		5-3								4	0	0	0	0	0	3				
Jim Pagliaroni, R (1, 2) OBP: 0.345, SLG: 0.429										1	2	1	1	3	0	0				
Joe Gibbon, R (1, 1) OBP: 0.053, SLG: 0.053										3	0	0	0	0	1	5				
Inning Stats	R: 0 E: 0 K: 0 S: 3	H: 0 LOB: 0 BB: 0 P: 3	R: 0 E: 0 K: 1 S: 7	H: 2 LOB: 3 BB: 1 P: 11	R: 0 E: 0 K: 0 S: 3	H: 0 LOB: 0 BB: 0 P: 3	R: 0 E: 0 K: 1 S: 5	H: 0 LOB: 0 BB: 0 P: 5	R: 2 E: 0 K: 0 S: 6	H: 3 LOB: 2 BB: 1 P: 10	R: 0 E: 0 K: 1 S: 5	H: 0 LOB: 0 BB: 0 P: 5	R: 1 E: 1 K: 0 S: 4	H: 1 LOB: 1 BB: 1 P: 8	R: 1 E: 0 K: 1 S: 7	H: 2 LOB: 2 BB: 1 P: 11		1B: 4 2B: 2 3B: 1 HR: 1	SF: 0 SAC: 1 DP: 0 HBP: 0	WP: 1 PB: 0 SB: 0 CS: 0
PITCHER Billy O'Dell, L (1, 1) ERA: 2.96	IP: 7.0 WLS: L BF: 30 H: 6 R: 3 ER: 3 SO: 3 BB: 2 IBB: 1 HBP: 0 BLK: 0 WP: 0 HR: 1 S: 33 P: 45 ERA: 3.86 WHIP: 1.143															PITCHER				
Don Larsen, R (8, 1) ERA: 2.67	IP: 1.0 WLS: L BF: 6 H: 2 R: 1 ER: 1 SO: 1 BB: 0 IBB: 1 HBP: 0 BLK: 0 WP: 0 HR: 0 S: 7 P: 11 ERA: 9.00 WHIP: 2.000															PITCHER				

Batter	1	2	3	4	5	6	7	8	9	AB	R	H	RBI	BB	SO	LOB	TOP					
Felipe Alou, R OBP: 0.314, SLG: 0.468 (1, 9)										4	0	0	0	0	2	1	San Francisco Giants @ Pittsburgh Pirates Forbes Field, Pittsburgh, PA Tue Jul 16 1963, 7:05 PM EDT Unknown					
Chuck Hiller, L OBP: 0.235, SLG: 0.231 (1, 4)										4	0	0	0	0	0	0						
Willie McCovey, L OBP: 0.368, SLG: 0.590 (1, 7)										4	1	1	1	0	2	0						
Willie Mays, R OBP: 0.350, SLG: 0.469 (1, 8)										4	1	2	1	0	1	0						
Ed Bailey, L OBP: 0.365, SLG: 0.503 (1, 2)										3	0	0	0	0	1	0						
Orlando Cepeda, R OBP: 0.336, SLG: 0.511 (1, 3)										3	1	1	1	0	0	0						
Jim Davenport, R OBP: 0.267, SLG: 0.309 (1, 5)										3	0	1	0	0	0	0						
Jose Pagan, R OBP: 0.249, SLG: 0.243 (1, 6)										3	0	1	0	0	0	1						
Bobby Bolin, R OBP: 0.226, SLG: 0.071 (7, 1)										2	0	0	0	0	0	1						
Billy Hoelt, L OBP: 0.250, SLG: 0.155 (8, PH)										0	0	0	0	0	0	0						
Don Larsen, R OBP: 0.250, SLG: 0.250 (8, PH)										0	0	0	0	0	0	0						
Matty Alou, L OBP: 0.225, SLG: 0.225 (8, PH)										0	0	0	0	0	0	1						
Jack Fisher, R OBP: 0.225, SLG: 0.225 (8, 1)										0	0	0	0	0	0	0						
Billy Pierce, L OBP: 0.174, SLG: 0.095 (9, 1)										0	0	0	0	0	0	0						
Inning Stats	R: 0 E: 0 K: 2 S: 7	H: 0 LOB: 0 BB: 0 P: 7	R: 0 E: 0 K: 0 S: 3	H: 1 LOB: 0 BB: 0 P: 3	R: 0 E: 0 K: 1 S: 6	H: 1 LOB: 1 BB: 0 P: 6	R: 1 E: 0 K: 2 S: 8	H: 1 LOB: 0 BB: 0 P: 8	R: 1 E: 0 K: 0 S: 4	H: 1 LOB: 0 BB: 0 P: 4	R: 0 E: 0 K: 1 S: 5	H: 0 LOB: 0 BB: 0 P: 5	R: 0 E: 0 K: 0 S: 3	H: 0 LOB: 0 BB: 0 P: 3	R: 0 E: 0 K: 0 S: 3	H: 1 LOB: 0 BB: 0 P: 3	R: 1 E: 0 K: 1 S: 6	H: 1 LOB: 0 BB: 0 P: 6	1B: 3 2B: 0 3B: 0 HR: 3	SF: 0 SAC: 0 DP: 0 HBP: 0	WP: 0 PB: 0 SB: 0 CS: 1	PA: 32
PITCHER Don Cardwell, R ERA: 3.59 (1, 1)	IP: 9.0 WLS: L BF: 31 H: 6 R: 3 ER: 3 SO: 7 BB: 0 IBB: 0 HBP: 0 BLK: 0 WP: 0 HR: 2 S: 45 P: 45 ERA: 3.00 WHIP: 0.667															PITCHER Don Cardwell, R ERA: 3.59 (1, 1)	IP: 9.0 WLS: L BF: 31 H: 6 R: 3 ER: 3 SO: 7 BB: 0 IBB: 0 HBP: 0 BLK: 0 WP: 0 HR: 2 S: 45 P: 45 ERA: 3.00 WHIP: 0.667					

AB	31
R	3
H	6
RBI	3
BB	0
SO	7
LOB	4



Batter	1	2	3	4	5	6	7	8	9	AB	R	H	RBI	BB	SO	LOB	BOTTOM					
Dick Schofield, S OBP: 0.348, SLG: 0.309 (1, 6)										4	0	2	0	1	1	2	San Francisco Giants @ Pittsburgh Pirates Forbes Field, Pittsburgh, PA Tue Jul 16 1963, 7:05 PM EDT Unknown					
Bill Virdon, L OBP: 0.307, SLG: 0.346 (1, 8)										3	1	1	1	1	0	3						
Jim Pagliaroni, R OBP: 0.343, SLG: 0.425 (8, PH)										1	0	0	0	0	0	2						
Roberto Clemente, R OBP: 0.356, SLG: 0.479 (1, 9)										4	0	2	1	0	0	3						
Bill Mazerolski, R OBP: 0.334, SLG: 0.435 (1, 4)										4	0	0	0	0	0	4						
Willie Stargell, L OBP: 0.286, SLG: 0.369 (1, 7)										4	0	0	0	0	2	0						
Smoky Burgess, L OBP: 0.338, SLG: 0.407 (1, 2)										3	0	0	0	1	0	0						
Donn Clendenon, R OBP: 0.345, SLG: 0.477 (1, 3)										4	0	0	0	0	2	1						
Bob Bailey, R OBP: 0.310, SLG: 0.345 (1, 5)										4	1	2	0	0	0	1						
Don Cardwell, R OBP: 0.186, SLG: 0.079 (1, 1)										3	0	1	0	0	1	1						
Jerry Lynch, L OBP: 0.342, SLG: 0.465 (8, PH)										1	0	1	0	0	0	0						
Manny Mota, R OBP: 0.349 (9, PR)										0	0	0	0	0	0	0						
Inning Stats	R: 0 E: 0 K: 0 S: 4	H: 1 LOB: 1 BB: 0 P: 4	R: 0 E: 0 K: 0 S: 3	H: 0 LOB: 1 BB: 1 P: 7	R: 0 E: 0 K: 2 S: 8	H: 1 LOB: 2 BB: 1 P: 12	R: 0 E: 0 K: 1 S: 5	H: 0 LOB: 0 BB: 0 P: 5	R: 2 E: 1 K: 0 S: 6	H: 4 LOB: 1 BB: 0 P: 6	R: 0 E: 0 K: 1 S: 5	H: 0 LOB: 0 BB: 0 P: 5	R: 0 E: 0 K: 1 S: 5	H: 0 LOB: 0 BB: 0 P: 5	R: 0 E: 0 K: 1 S: 7	H: 2 LOB: 2 BB: 0 P: 7	R: 1 E: 0 K: 1 S: 6	H: 2 LOB: 2 BB: 0 P: 7	1B: 5 2B: 5 3B: 0 HR: 0	SF: 0 SAC: 0 DP: 1 HBP: 0	WP: 0 PB: 0 SB: 0 CS: 0	PA: 38
PITCHER Bobby Bolin, R ERA: 1.96 (7, 1)	IP: 6.1 WLS: 1 BF: 28 H: 7 R: 2 ER: 2 SO: 4 BB: 3 IBB: 0 HBP: 0 BLK: 0 WP: 0 HR: 0 S: 33 P: 45 ERA: 2.84 WHIP: 1.579															PITCHER Bobby Bolin, R ERA: 1.96 (7, 1)	IP: 6.1 WLS: 1 BF: 28 H: 7 R: 2 ER: 2 SO: 4 BB: 3 IBB: 0 HBP: 0 BLK: 0 WP: 0 HR: 0 S: 33 P: 45 ERA: 2.84 WHIP: 1.579					
Billy Hoelt, L ERA: 4.5 (7, 1)	0.1	1	0	0	0	0	0	0	0	0	0	1	1	0.00	0.000							
Don Larsen, R ERA: 2.63 (7, 1)	0.1	1	0	0	0	0	0	0	0	0	0	1	1	0.00	0.000							
Jack Fisher, R ERA: 3.95 (8, 1)	1.2	W	7	2	0	0	2	0	0	0	0	11	11	0.00	1.200							
Billy Pierce, L ERA: 3.49 (9, 1)	0.1	S	1	0	0	0	0	0	0	0	0	1	1	0.00	0.000							



Batter	1	2	3	4	5	6	7	8	9	AB	R	H	RBI	BB	SO	LOB	TOP		
Felipe Alou, R OBP: 0.313, SLG: 0.466 Don Larsen, R OBP: 0.250, SLG: 0.250	0-0 6-3		0-0 1B		0-0 5-3			0-3 K		4	1	1	0	0	1	0	San Francisco Giants @ Pittsburgh Pirates Forbes Field, Pittsburgh, PA Tue Jul 16 1963, 7:05 PM EDT Att: 23,251 - Unknown livebaseballscorecards.com		
Chuck Hiller, L OBP: 0.235, SLG: 0.231	0-0 6-3		0-0 1B			0-0 F8		0-0 F7		4	0	1	0	0	0	0			
Willie McCovey, L OBP: 0.370, SLG: 0.599	0-0 HR		0-0 1B			0-0 1-3		0-0 F9		4	1	2	2	0	0	0			
Orlando Cepeda, R OBP: 0.338, SLG: 0.509	4-0 BB		0-0 G6-4-3			0-0 F9		0-0 G6-3		3	0	1	0	1	0	2			
Tom Haller, L OBP: 0.349, SLG: 0.456	0-0 F8				0-0 F8		4-0 FC6-4		0-0 G6-3		3	0	0	0	1	0			
Matty Alou, L OBP: 0.145, SLG: 0.148		0-0 1-3		0-0 4-3		0-0 FC6-4				3	0	0	0	0	0	1			
Jim Davenport, R OBP: 0.268, SLG: 0.309		0-0 4-3		0-0 4-3		0-0 FC4-6				3	0	1	0	0	0	0			
Jose Pagan, R OBP: 0.251, SLG: 0.245 Ed Bailey, L OBP: 0.384, SLG: 0.500 Ernie Bowman, R OBP: 0.190, SLG: 0.220		0-0 F7				0-0 CS		0-0 FC4-6		2	0	1	0	0	0	0			
Jack Sanford, R OBP: 0.194, SLG: 0.193 Willie Mays, R OBP: 0.349, SLG: 0.468			0-0 4-3		0-0 F8		0-0 K			2	0	0	0	0	0	1			
Inning Stats	R: 1 E: 0 K: 0 S: 4	H: 1 LOB: 1 BB: 1 P: 8	R: 0 E: 0 K: 0 S: 3	H: 0 LOB: 0 BB: 0 P: 3	R: 1 E: 0 K: 0 S: 5	H: 3 LOB: 1 BB: 0 P: 5	R: 0 E: 0 K: 0 S: 3	H: 0 LOB: 0 BB: 0 P: 3	R: 0 E: 0 K: 0 S: 3	H: 1 LOB: 0 BB: 1 P: 7	R: 0 E: 0 K: 2 S: 7	H: 0 LOB: 0 BB: 0 P: 7	R: 0 E: 0 K: 0 S: 3	H: 1 LOB: 0 BB: 0 P: 3	1B: 6 2B: 0 3B: 0 HR: 1	SF: 0 SAC: 0 DP: 2 HBP: 0		WP: 0 PA: 32 PB: 0 SB: 0 CS: 1	
PITCHER	IP	WLS	BF	H	R	ER	SO	BB	IBB	HBP	BLK	WP	HR	S	P	ERA	WHIP		
Don Schwalt, R ERA: 2.24 Al McBean, R ERA: 1.83	(1, 1) 6.1	W 25	6	2	2	0	0	2	0	0	0	0	1	23	31	2.84	1.263		

Batter	1	2	3	4	5	6	7	8	9	AB	R	H	RBI	BB	SO	LOB	BOTTOM		
Dick Schofield, S OBP: 0.350, SLG: 0.322	0-0 F8		0-0 K		0-3 K			0-0 3B		4	0	2	1	0	1	1	San Francisco Giants @ Pittsburgh Pirates Forbes Field, Pittsburgh, PA Tue Jul 16 1963, 7:05 PM EDT Att: 23,251 - Unknown livebaseballscorecards.com		
Bill Virdon, L OBP: 0.310, SLG: 0.355	0-0 1B		0-0 6-3		0-0 1B		0-0 6-3			4	1	2	0	0	0	1			
Roberto Clemente, R OBP: 0.350, SLG: 0.482	0-3 K		0-0 2B		0-0 SH1-4		0-0 F3			4	1	2	1	0	1	2			
Bill Mazerowski, R OBP: 0.338, SLG: 0.441	0-0 E8		0-0 2B		0-0 SH1-4		0-0 F4			3	0	2	1	0	0	1			
Jerry Lynch, L OBP: 0.345, SLG: 0.458 Manny Mota, R	4-0 1B		0-0 F6		4-0 BB		0-0 P4			2	0	0	0	2	0	1			
Donn Clendenen, R OBP: 0.341, SLG: 0.471	0-0 1-3		0-0 F4		0-0 G1-4-3		0-0 F8			4	0	0	0	0	0	6			
Bob Bailey, R OBP: 0.310, SLG: 0.344		0-3 K		0-0 1B		0-0 F4		0-0 F2		4	0	1	0	0	1	0			
Jim Pagliaroni, R OBP: 0.343, SLG: 0.418		4-0 3B		0-3 K		0-3 K		0-0 P1		2	1	0	0	1	2	1			
Don Schwalt, R OBP: 0.171, SLG: 0.152 Al McBean, R OBP: 0.185, SLG: 0.296		0-0 F8		0-0 F9						3	0	0	0	0	0	2			
Inning Stats	R: 0 E: 1 K: 1 S: 7	H: 2 LOB: 3 BB: 1 P: 11	R: 1 E: 0 K: 1 S: 5	H: 1 LOB: 1 BB: 1 P: 9	R: 1 E: 0 K: 0 S: 5	H: 2 LOB: 1 BB: 0 P: 5	R: 0 E: 0 K: 2 S: 8	H: 1 LOB: 1 BB: 0 P: 8	R: 1 E: 0 K: 0 S: 4	H: 2 LOB: 1 BB: 1 P: 8	R: 0 E: 0 K: 1 S: 5	H: 0 LOB: 0 BB: 0 P: 5	R: 0 E: 0 K: 0 S: 4	H: 1 LOB: 1 BB: 0 P: 4	R: 0 E: 0 K: 0 S: 3	H: 0 LOB: 0 BB: 0 P: 3		1B: 4 2B: 2 3B: 3 HR: 0	SF: 0 SAC: 1 DP: 1 HBP: 0
PITCHER	IP	WLS	BF	H	R	ER	SO	BB	IBB	HBP	BLK	WP	HR	S	P	ERA	WHIP		
Jack Sanford, R ERA: 3.51 Don Larsen, R ERA: 2.54	(1, 1) 7.0	L 31	3	0	0	0	0	0	0	0	0	0	0	3	3	0.00	0.000		

Batter	1	2	3	4	5	6	7	8	9	10	11	AB	R	H	RBI	BB	SO	LOB	TOP			
Harvey Kuenn, R OBP: 0.352, SLG: 0.429 (1, 5)												5	1	3	1	0	1	3				
Felipe Alou, R OBP: 0.312, SLG: 0.464 (9, 9)												1	0	0	0	0	1	0				
Tom Haller, L OBP: 0.171, SLG: 0.444 (1, 9)												4	0	0	0	0	2	4				
Jim Davenport, R OBP: 0.266, SLG: 0.307 (8, 5)												2	0	0	0	0	1	2				
Willie McCovey, L OBP: 0.370, SLG: 0.605 (1, 7)												5	1	2	2	0	0	1				
Willie Mays, R OBP: 0.349, SLG: 0.472 (1, 8)												5	2	2	0	0	0	1				
Ed Bailey, L OBP: 0.360, SLG: 0.492 (1, 2)												5	1	1	0	0	3	1				
Orlando Cepeda, R OBP: 0.342, SLG: 0.509 (1, 3)												4	2	2	1	1	0	0				
Chuck Hiller, L OBP: 0.242, SLG: 0.235 (1, 4)												5	0	2	1	0	0	2				
Jose Pagan, R OBP: 0.250, SLG: 0.244 (1, 6)												5	0	1	1	0	1	2				
Gaylord Perry, R OBP: 0.150, SLG: 0.333 (1, 1)												2	0	1	0	0	0	1				
Billy Hoelt, L OBP: 0.143, SLG: 0.145 (7, 9)												0	0	0	0	0	0	0				
Monty Alou, L OBP: 0.174, SLG: 0.190 (7, 1)												1	0	0	0	0	0	2				
Jack Fisher, R OBP: 0.134, SLG: 0.128 (11, 9)												1	0	0	0	0	1	0				
Don Larsen, R OBP: 0.250, SLG: 0.250 (11, 1)												0	0	0	0	0	0	0				
Inning Stats	R: 1 E: 0 K: 1 S: 7	H: 2 LOB: 1 BB: 0 P: 7	R: 1 E: 0 K: 1 S: 7	H: 2 LOB: 2 BB: 1 P: 11	R: 1 E: 0 K: 0 S: 4	H: 1 LOB: 0 BB: 0 P: 4	R: 0 E: 0 K: 1 S: 6	H: 1 LOB: 0 BB: 0 P: 6	R: 0 E: 0 K: 0 S: 3	H: 1 LOB: 0 BB: 0 P: 3	R: 0 E: 0 K: 1 S: 6	H: 1 LOB: 2 BB: 0 P: 6	R: 0 E: 0 K: 0 S: 5	H: 0 LOB: 0 BB: 0 P: 5	R: 0 E: 0 K: 1 S: 5	H: 0 LOB: 0 BB: 0 P: 5	R: 0 E: 0 K: 3 S: 9	H: 0 LOB: 0 BB: 0 P: 9	1B: 11 2B: 0 3B: 2 HR: 1	SF: 0 SAC: 0 DP: 1 HBP: 0	WP: 4 PB: 0 SB: 0 CS: 0	PA: 47
PITCHER	IP ERA WLS BF H R ER SO BB IBB HBP BLK WP HR S P ERA WHIP	Tracy Stallard, R ERA: 4.4 (1, 1)	Don Rowe, L ERA: 4.12 (8, 1)	Jay Hook, R ERA: 5.05 (8, 1)	Ken MacKenzie, L ERA: 5.06 (8, 1)	Galen Cisco, R ERA: 4.56 (9, 1)	PITCHER															

San Francisco Giants @ New York Mets
Polo Grounds, New York, NY
Wed Jul 17 1963, 7:05 PM EDT
Att: 26,574 - Unknown

livebaseballscores.com
AB 46
R 7
H 14
RBI 6
BB 1
SO 10
LOB 19



Batter	1	2	3	4	5	6	7	8	9	10	11	AB	R	H	RBI	BB	SO	LOB	BOTTOM					
Joe Christopher, R OBP: 0.313, SLG: 0.467 (1, 9)												5	3	3	2	1	0	1						
Joe Hicks, L OBP: 0.365, SLG: 0.731 (1, 8)												6	1	2	2	0	1	2						
Duke Snider, L OBP: 0.342, SLG: 0.434 (1, 7)												5	1	2	0	0	0	3						
Rod Kanehl, R OBP: 0.245, SLG: 0.253 (9, PR)												0	1	0	0	0	0	0						
Jesse Gonder, L OBP: 0.358, SLG: 0.662 (1, 2)												5	1	1	3	0	1	2						
Frank Thomas, R OBP: 0.329, SLG: 0.404 (1, 3)												5	0	3	1	0	0	0						
Jim Hickman, R OBP: 0.367, SLG: 0.395 (1, 5)												4	0	1	0	1	0	3						
Larry Burright, R OBP: 0.307, SLG: 0.304 (1, 4)												5	1	1	0	0	1	2						
Al Moran, R OBP: 0.239, SLG: 0.222 (1, 6)												5	1	2	0	0	0	2						
Tracy Stallard, R ERA: 3.66 (1, 1)	Don Rowe, L ERA: 4.26 (8, 1)	Jay Hook, R ERA: 5.05 (8, 1)	Ken MacKenzie, L ERA: 5.06 (8, 1)	Galen Cisco, R ERA: 4.56 (9, 1)	PITCHER																			
Inning Stats	R: 0 E: 1 K: 0 S: 4	H: 2 LOB: 1 BB: 0 P: 4	R: 1 E: 1 K: 0 S: 5	H: 1 LOB: 1 BB: 0 P: 5	R: 3 E: 1 K: 2 S: 10	H: 2 LOB: 1 BB: 1 P: 14	R: 1 E: 0 K: 0 S: 4	H: 2 LOB: 0 BB: 0 P: 4	R: 0 E: 0 K: 0 S: 4	H: 1 LOB: 2 BB: 0 P: 4	R: 0 E: 0 K: 1 S: 6	H: 3 LOB: 2 BB: 0 P: 6	R: 0 E: 0 K: 0 S: 5	H: 0 LOB: 0 BB: 0 P: 5	R: 1 E: 0 K: 0 S: 4	H: 2 LOB: 1 BB: 0 P: 4	R: 0 E: 0 K: 0 S: 3	H: 0 LOB: 0 BB: 0 P: 3	R: 2 E: 0 K: 0 S: 2	H: 2 LOB: 0 BB: 0 P: 2	1B: 11 2B: 3 3B: 0 HR: 3	SF: 0 SAC: 0 DP: 1 HBP: 0	WP: 1 PB: 0 SB: 0 CS: 0	PA: 47
PITCHER	IP ERA WLS BF H R ER SO BB IBB HBP BLK WP HR S P ERA WHIP	Gaylord Perry, R ERA: 3.66 (1, 1)	Billy Hoelt, L ERA: 4.26 (6, 1)	Jack Fisher, R ERA: 4.26 (7, 1)	Don Larsen, R ERA: 3.18 (11, 1)	PITCHER																		

San Francisco Giants @ New York Mets
Polo Grounds, New York, NY
Wed Jul 17 1963, 7:05 PM EDT
Att: 26,574 - Unknown

livebaseballscores.com
AB 45
R 9
H 16
RBI 8
BB 2
SO 4
LOB 16



Batter	1	2	3	4	5	6	7	8	9	AB	R	H	RBI	BB	SO	LOB	TOP			
Harvey Kuenn, R (1.5) OBP: 0.353, SLG: 0.429 (7.7)	0-0 1-3		0-0 4-3		0-0 F8		0-0 F8 1B	0-0 1-3 2H 1B		5	0	2	1	0	0	1				
Ernie Bowman, R (8.6) OBP: 0.190, SLG: 0.220 (8.6)										0	0	0	0	0	0	0				
Tom Haller, L (1.9) OBP: 0.348, SLG: 0.449 Juan Marichal, R (8.1) OBP: 0.169, SLG: 0.172	0-0 2B		0-0 1B		0-0 G6-3		0-0 1-2 1B	0-3 K		5	1	3	0	0	1	3				
Willie McCovey, L (1.7) OBP: 0.372, SLG: 0.610 Jim Davenport, R (7.5) OBP: 0.269, SLG: 0.313	0-0 1-3 2B		0-3 K				0-0 F8		0-0 2B	4	1	2	0	0	1	3				
Willie Mays, R (1.8) OBP: 0.350, SLG: 0.474	0-0 L4-6 2B		0-0 F8				0-0 6-3		0-0 6-3	5	1	2	1	0	0	4				
Ed Bailey, L (1.2) OBP: 0.361, SLG: 0.503	0-0 L4-6			0-0 4-3			0-0 1-1 2H HR	4-0 FC4-6 1B	0-0 F7	4	2	1	3	1	0	3				
Orlando Cepeda, R (1.3) OBP: 0.340, SLG: 0.504		0-0 4-3		0-0 6-3 1B		0-0 4-3		0-3 K	0-0 F3	5	0	1	0	0	1	2				
Chuck Hiller, L (1.4) OBP: 0.242, SLG: 0.236		0-0 6-3		0-0 6-3		0-0 6-3		0-0 FC4-6 1B		4	0	1	0	0	0	1				
Jose Pagan, R (1.6) OBP: 0.251, SLG: 0.245 Matty Alou, L (8.7) OBP: 0.141, SLG: 0.143				0-0 6-3		0-0 5-3		0-0 FC4-6 1B		3	0	1	0	0	0	1				
Jim Duffalo, R (1.1) OBP: 0.143, SLG: 0.143 Bobby Bolin, R (7.1) OBP: 0.235, SLG: 0.071 Felipe Alou, R (8.9) OBP: 0.314, SLG: 0.466	0-0 F8				0-0 G6-3 1B		0-0 5-3	0-0 1-2 3H 1B		3	0	1	0	0	0	1				
Inning Stats	R: 1 E: 0 K: 0 S: 5	H: 3 LOB: 1 BB: 0 P: 5	R: 0 E: 0 K: 0 S: 4	H: 1 LOB: 1 BB: 0 P: 4	R: 0 E: 0 K: 1 S: 6	H: 1 LOB: 1 BB: 0 P: 6	R: 0 E: 0 K: 0 S: 4	H: 1 LOB: 0 BB: 0 P: 3	R: 3 E: 0 K: 0 S: 6	H: 3 LOB: 0 BB: 0 P: 6	R: 0 E: 0 K: 0 S: 5	H: 2 LOB: 2 BB: 0 P: 5	R: 2 E: 0 K: 2 S: 10	H: 3 LOB: 2 BB: 1 P: 14	R: 0 E: 0 K: 0 S: 4	H: 1 LOB: 1 BB: 0 P: 4	1B: 11 2B: 5 3B: 0 HR: 1	SF: 0 SAC: 0 DP: 2 HBP: 0	WP: 0 PB: 0 SB: 0 CS: 0	PA: 42
PITCHER	IP WLS BF H R ER SO BB IBB HBP BLK WP HR S P ERA WHIP																			
Larry Bearnath, R (1.1) ERA: 3.99	7.0	31	12	4	4	1	0	0	0	0	0	0	0	0	0	0	5.14	1.714		
Don Rowe, L (8.1) ERA: 4.29	0.0	1	0	1	1	0	1	0	0	0	0	0	0	0	0	0	∞	∞		
Galen Cisco, R (8.1) ERA: 4.61	1.0	L	6	3	1	1	2	0	0	0	0	0	0	10	10	9.00	3.000			
Jay Hook, R (9.1) ERA: 6.02	1.0		4	1	0	0	0	0	0	0	0	0	0	4	4	0.00	1.000			

San Francisco Giants @ New York Mets
Polo Grounds, New York, NY
Thu Jul 18 1963, 7:05 PM EDT
Att: 24,463 - Unknown

AB	41
R	6
H	16
RBI	6
BB	1
SO	3
LOB	21



Batter	1	2	3	4	5	6	7	8	9	AB	R	H	RBI	BB	SO	LOB	BOTTOM			
Rod Kanehl, R (1.7) OBP: 0.252, SLG: 0.253	0-0 F8 1B		0-0 F8		0-0 4-3		1-0 HR HBP		0-0 F5	4	1	1	0	0	0	2				
Joe Hicks, L (1.8) OBP: 0.419, SLG: 0.839	0-0 F5			0-0 2B		0-0 G4-6-3 1B	0-0 1-1 2H HR		0-3 K	5	2	3	3	0	1	2				
Joe Christopher, R (1.9) OBP: 0.286, SLG: 0.400	0-0 F8			0-3 K		0-0 G4-6-3 1B	0-3 K		0-0 F2	5	0	1	0	0	2	4				
Jesse Gonder, L (1.2) OBP: 0.338, SLG: 0.623	0-0 F2			0-3 K		0-0 G4-6-3	0-0 F7			4	0	0	0	0	1	5				
Frank Thomas, R (1.3) OBP: 0.331, SLG: 0.403		0-0 5-3		1-0 HBP		0-0 3H 1B		0-0 F5		3	0	1	1	0	0	0				
Jim Hickman, R (1.5) OBP: 0.303, SLG: 0.388		0-0 F7		0-0 F3		0-0 F3		0-3 K		4	0	0	0	0	1	3				
Larry Burright, R (1.4) OBP: 0.299, SLG: 0.296 Ron Hunt, R (7.7) OBP: 0.342, SLG: 0.377		0-3 K			0-3 K		4-0 2-3 1B	4-0 BB		2	0	0	0	0	2	0				
Al Moran, R (1.6) OBP: 0.240, SLG: 0.218			0-0 F9		4-0 BB		0-0 2-3	0-0 F9		3	0	0	0	1	0	2				
Larry Bearnath, R (1.1) OBP: 0.125, SLG: 0.067 Duke Schider, L (7.7) OBP: 0.245, SLG: 0.436 Al Jaska, L (7.7) OBP: 0.245, SLG: 0.195 Don Rowe, L (8.1) OBP: 0.115, SLG: 0.231 Galen Cisco, R (8.1) OBP: 0.115, SLG: 0.087 Jay Hook, L (8.1) OBP: 0.200, SLG: 0.200 Choo-Choo Coleman, L (8.7) OBP: 0.248, SLG: 0.225	0-0 F8		0-0 F8		0-3 K		0-0 2H HR 1B		4-0 BB	2	0	0	0	0	1	1				
Inning Stats	R: 0 E: 0 K: 0 S: 4	H: 1 LOB: 1 BB: 0 P: 4	R: 0 E: 0 K: 1 S: 5	H: 0 LOB: 0 BB: 0 P: 5	R: 0 E: 0 K: 2 S: 8	H: 1 LOB: 2 BB: 0 P: 9	R: 0 E: 0 K: 2 S: 7	H: 0 LOB: 1 BB: 1 P: 11	R: 1 E: 0 K: 0 S: 5	H: 3 LOB: 1 BB: 0 P: 5	R: 4 E: 0 K: 1 S: 7	H: 2 LOB: 1 BB: 1 P: 12	R: 0 E: 0 K: 1 S: 5	H: 0 LOB: 1 BB: 1 P: 9	R: 0 E: 0 K: 1 S: 5	H: 0 LOB: 1 BB: 1 P: 9	1B: 5 2B: 1 3B: 0 HR: 1	SF: 0 SAC: 0 DP: 1 HBP: 2	WP: 0 PB: 0 SB: 0 CS: 0	PA: 39
PITCHER	IP WLS BF H R ER SO BB IBB HBP BLK WP HR S P ERA WHIP																			
Jim Duffalo, R (1.1) ERA: 3.35	6.1	27	6	3	3	5	2	0	0	1	0	0	0	1	5	6	4.26	1.263		
Bobby Bolin, R (7.1) ERA: 2.3	0.2	4	1	2	2	1	0	0	1	5	6	27.00	1.500							
Juan Marichal, R (8.1) ERA: 2.19	2.0	W	8	0	0	0	2	2	0	0	0	0	0	10	18	0.00	1.000			


San Francisco Giants @ New York Mets
Polo Grounds, New York, NY
Thu Jul 18 1963, 7:05 PM EDT
Att: 24,463 - Unknown


AB	33
R	5
H	7
RBI	5
BB	4
SO	8
LOB	19



Batter	1	2	3	4	5	6	7	8	9	AB	R	H	RBI	BB	SO	LOB	TOP		
Harvey Kuenn, R OBP: 0.356, SLG: 0.440 (1, 9)	F9			4-3		6-3			1-3	4	1	2	0	0	0	0	San Francisco Giants @ Cincinnati Reds Crosley Field, Cincinnati, OH Fri Jul 19 1963, 7:05 PM EDT Att: 20,316 - Unknown livebaseballscorecards.com		
Chuck Hiller, L OBP: 0.235, SLG: 0.231 (1, 4)	P6			4-3			F8		4-3	4	0	0	1	0	0	3			
Willie McCovey, L OBP: 0.370, SLG: 0.606 (1, 7)	K			4-3					F9	4	0	1	1	0	1	2			
Willie Mays, R OBP: 0.348, SLG: 0.470 (1, 8)		6-3		K			G6-4-3			3	0	0	0	0	1	1			
Ed Bailey, L OBP: 0.360, SLG: 0.500 (1, 2)		G3			K				G6-4-3	3	0	1	0	0	1	0			
Orlando Cepeda, R OBP: 0.337, SLG: 0.500 (1, 3)					5-3				G6-4-3	3	0	0	0	0	1	1			
Jim Davenport, R OBP: 0.266, SLG: 0.310 (1, 5)					F8				F9	3	0	0	0	0	0	0			
Jose Pagan, R OBP: 0.249, SLG: 0.243 (9, PH)					6-3				F7	2	0	0	0	0	0	0			
Tom Haller, L OBP: 0.346, SLG: 0.447 (9, PH)						6-3				1	0	0	0	0	0	0			
Billy Pierce, L OBP: 0.167, SLG: 0.091 (1, 1)							P1			1	0	0	0	0	0	0			
Jack Fisher, R OBP: 0.207, SLG: 0.192 (7, 1)									2B	1	0	0	0	0	0	0			
Al Stanek, L OBP: 0.154, SLG: 0.143 (9, PH)									4-3	0	0	0	0	0	0	0			
Matty Alou, L OBP: 0.222, SLG: 0.250 (9, PR)									HBP	0	1	0	0	0	0	0			
Inning Stats	R: 0 E: 0 K: 1 S: 5	H: 0 LOB: 0 BB: 0 P: 5	R: 0 E: 0 K: 1 S: 5	H: 0 LOB: 0 BB: 0 P: 5	R: 0 E: 0 K: 0 S: 3	H: 0 LOB: 0 BB: 0 P: 3	R: 1 E: 0 K: 1 S: 6	H: 1 LOB: 0 BB: 0 P: 6	R: 0 E: 0 K: 1 S: 5	H: 0 LOB: 0 BB: 0 P: 5	R: 0 E: 0 K: 0 S: 3	H: 1 LOB: 0 BB: 0 P: 3	R: 0 E: 0 K: 0 S: 3	H: 1 LOB: 0 BB: 0 P: 3	R: 1 E: 0 K: 0 S: 4	H: 1 LOB: 2 BB: 0 P: 5	1B: 2 2B: 2 3B: 0 HR: 0	SF: 0 SAC: 0 DP: 2 HBP: 1	WP: 0 PA: 30 PB: 0 SB: 0 CS: 0
PITCHER John Tsitouris, R ERA: 3.43 (1, 1)	IP: 9.0 WLS: W BF: 30 H: 4 R: 2 ER: 2 SO: 4 BB: 0 IBB: 0 HBP: 1 BLK: 0 WP: 0 HR: 0 S: 37 P: 38 ERA: 2.00 WHIP: 0.444															PITCHER IP: 9.0 WLS: W BF: 30 H: 4 R: 2 ER: 2 SO: 4 BB: 0 IBB: 0 HBP: 1 BLK: 0 WP: 0 HR: 0 S: 37 P: 38 ERA: 2.00 WHIP: 0.444			

Batter	1	2	3	4	5	6	7	8	9	AB	R	H	RBI	BB	SO	LOB	BOTTOM		
Pete Rose, S OBP: 0.343, SLG: 0.352 (1, 4)	HR									3	3	2	0	1	0	0	San Francisco Giants @ Cincinnati Reds Crosley Field, Cincinnati, OH Fri Jul 19 1963, 7:05 PM EDT Att: 20,316 - Unknown livebaseballscorecards.com		
Tommy Harper, R OBP: 0.341, SLG: 0.394 (1, 9)	HR	F8								4	2	3	5	0	0	2			
Vada Pinson, L OBP: 0.348, SLG: 0.501 (1, 8)	F8			4-3						4	0	0	0	0	1	1			
Frank Robinson, R OBP: 0.389, SLG: 0.425 (1, 7)	F8				6-3					3	0	1	0	1	0	0			
Gene Freese, R OBP: 0.273, SLG: 0.295 (1, 5)	WP									3	0	1	0	1	0	1			
Don Pavletich, R OBP: 0.272, SLG: 0.250 (1, 3)	5-3									2	0	0	0	0	0	2			
Marty Keough, L OBP: 0.362, SLG: 0.445 (6, 3)										2	0	0	0	0	1	3			
Johnny Edwards, L OBP: 0.336, SLG: 0.401 (1, 2)		K			K					4	0	1	0	0	3	0			
Leo Cardenas, R OBP: 0.252, SLG: 0.314 (1, 6)		5-3			6-3					4	0	0	0	0	0	1			
John Tsitouris, R OBP: 0.074, SLG: 0.077 (1, 1)					F4					4	0	1	0	0	0	0			
Inning Stats	R: 2 E: 0 K: 0 S: 6	H: 3 LOB: 1 BB: 0 P: 6	R: 0 E: 0 K: 1 S: 7	H: 2 LOB: 2 BB: 0 P: 7	R: 0 E: 0 K: 0 S: 4	H: 1 LOB: 1 BB: 0 P: 4	R: 0 E: 0 K: 1 S: 5	H: 0 LOB: 0 BB: 0 P: 5	R: 2 E: 0 K: 1 S: 6	H: 1 LOB: 0 BB: 1 P: 10	R: 0 E: 0 K: 1 S: 5	H: 1 LOB: 3 BB: 2 P: 5	R: 1 E: 1 K: 0 S: 5	H: 1 LOB: 3 BB: 2 P: 13	R: 0 E: 0 K: 1 S: 5	H: 0 LOB: 0 BB: 0 P: 5	1B: 7 2B: 0 3B: 0 HR: 2	SF: 0 SAC: 0 DP: 1 HBP: 0	WP: 1 PA: 36 PB: 0 SB: 2 CS: 0
PITCHER Billy Pierce, L ERA: 3.8 (1, 1)	IP: 4.0 WLS: L BF: 20 H: 7 R: 4 ER: 4 SO: 2 BB: 1 IBB: 0 HBP: 0 BLK: 0 WP: 0 HR: 2 S: 23 P: 27 ERA: 9.00 WHIP: 2.000															PITCHER IP: 4.0 WLS: L BF: 20 H: 7 R: 4 ER: 4 SO: 2 BB: 1 IBB: 0 HBP: 0 BLK: 0 WP: 0 HR: 2 S: 23 P: 27 ERA: 9.00 WHIP: 2.000			
Jack Fisher, R ERA: 3.75 (5, 1)	2.2	11	2	1	0	2	1	0	0	0	0	14	18	0.00	1.125				
Al Stanek, L ERA: 3.24 (7, 1)	1.1	5	0	0	0	1	0	1	0	0	0	6	10	0.00	0.000				

Batter	1	2	3	4	5	6	7	8	9	AB	R	H	RBI	BB	SO	LOB	TOP			
Harvey Kuenn, R OBP: 0.359, SLG: 0.436 (1, 5)	0-0 1-3		4-0 1B BB		4-0 BB		0-3 K			2	0	0	0	2	1	2	San Francisco Giants @ Cincinnati Reds Crosley Field, Cincinnati, OH Sat Jul 20 1963, 7:05 PM EDT Att: 27,033 - Unknown livebaseballscorecards.com			
Felipe Alou, R OBP: 0.313, SLG: 0.463 (1, 9)	0-3 K		0-0 1-3 1B		0-0 F9		0-3 K			4	0	1	0	0	2	4				
Willie McCovey, L OBP: 0.366, SLG: 0.598 (1, 7)	0-0 6-3		0-0 5-3			0-0 F8		0-0 F8		4	0	0	0	0	0	2				
Willie Mays, R OBP: 0.349, SLG: 0.479 (1, 8)		0-0 HR		0-0 F4		0-0 F2		0-0 L5-3 1B		4	1	2	1	0	0	0				
Orlando Cepeda, R OBP: 0.333, SLG: 0.494 (1, 3)		0-0 1-4-3		0-0 6-3		0-0 F5		0-0 L5-3		4	0	0	0	0	0	1				
Jim Davenport, R OBP: 0.266, SLG: 0.309 (1, 4)		0-0 1-3		0-0 F8			0-3 K		0-0 G3-6 1B	4	0	1	0	0	1	0				
Tom Haller, L OBP: 0.349, SLG: 0.444 (1, 2)		0-0 5-3			4-0 SH2-4 BB		0-0 1B 1B		0-0 G3-6 1B	3	1	1	0	1	0	1				
Jose Pagan, R OBP: 0.249, SLG: 0.244 (1, 6)			0-0 F6		0-0 F7		0-0 1B 1B		0-0 F7	4	0	1	0	0	0	1				
Jack Sanford, R OBP: 0.203, SLG: 0.203 (1, 1)			0-3 K		0-0 SH2-4		0-0 1B			2	0	1	1	0	1	0				
Inning Stats	R: 0 E: 0 K: 1 S: 5	H: 0 LOB: 0 BB: 0 P: 5	R: 1 E: 0 K: 0 S: 4	H: 1 LOB: 0 BB: 0 P: 4	R: 0 E: 0 K: 1 S: 6	H: 1 LOB: 2 BB: 1 P: 10	R: 0 E: 0 K: 0 S: 3	H: 0 LOB: 0 BB: 0 P: 3	R: 0 E: 0 K: 0 S: 3	H: 0 LOB: 0 BB: 0 P: 3	R: 1 E: 0 K: 3 S: 12	H: 3 LOB: 2 BB: 0 P: 12	R: 0 E: 0 K: 0 S: 3	H: 1 LOB: 0 BB: 0 P: 3	R: 0 E: 0 K: 0 S: 3	H: 1 LOB: 0 BB: 0 P: 3	1B: 6 2B: 1 3B: 0 HR: 1	SF: 0 SAC: 1 DP: 2 HBP: 0	WP: 0 PB: 0 SB: 0 CS: 0	PA: 35
PITCHER Joe Nuxhall, L ERA: 2.48 (1, 1)	IP: 9.0 WLS: W BF: 35 H: 7 R: 2 ER: 2 SO: 5 BB: 3 IBB: 0 HBP: 0 BLK: 0 WP: 0 HR: 1 S: 42 P: 54 ERA: 2.00 WHIP: 1.11															PITCHER				

Batter	1	2	3	4	5	6	7	8	9	AB	R	H	RBI	BB	SO	LOB	BOTTOM			
Pete Rose, S OBP: 0.339, SLG: 0.348 (1, 4)	0-0 F8		0-0 4-3			0-0 F7		0-0 4-3		4	0	0	0	0	0	1	San Francisco Giants @ Cincinnati Reds Crosley Field, Cincinnati, OH Sat Jul 20 1963, 7:05 PM EDT Att: 27,033 - Unknown livebaseballscorecards.com			
Tommy Harper, R OBP: 0.335, SLG: 0.384 (1, 9)	0-3 K			0-0 F3		0-0 F7		0-0 6-3		4	0	0	0	0	1	0				
Vada Pinson, L OBP: 0.350, SLG: 0.503 (1, 8)	0-0 CS 1B			0-0 F7		0-0 1B 1B				3	1	2	0	0	0	0				
Frank Robinson, R OBP: 0.392, SLG: 0.431 (1, 7)	0-0 CS	0-0 CS 2B		0-0 F3		0-0 1B 1B		0-0 F2 1B		3	1	2	0	0	0	0				
Marty Keough, L OBP: 0.353, SLG: 0.434 (1, 3)		0-3 K			0-0 4-3		0-0 F2			3	0	0	0	0	1	3				
Johnny Edwards, L OBP: 0.333, SLG: 0.397 (1, 2)		0-3 K			0-0 F8		0-3 K			3	0	0	0	0	2	2				
Gene Freese, R OBP: 0.286, SLG: 0.346 (1, 5)			0-0 5-3		0-0 HR		0-0 2H 3H 1B			3	1	2	3	0	0	0				
Leo Cardenas, R OBP: 0.250, SLG: 0.312 (1, 6)			0-0 F5		0-0 5-3		0-0 F9			3	0	0	0	0	0	1				
Joe Nuxhall, L OBP: 0.179, SLG: 0.211 (1, 1)			0-0 2B			0-0 F7		0-0 4-3		3	0	1	0	0	0	0				
Inning Stats	R: 0 E: 0 K: 1 S: 5	H: 1 LOB: 0 BB: 0 P: 5	R: 0 E: 0 K: 2 S: 7	H: 1 LOB: 0 BB: 0 P: 7	R: 0 E: 0 K: 0 S: 4	H: 1 LOB: 1 BB: 0 P: 4	R: 0 E: 0 K: 0 S: 3	H: 0 LOB: 0 BB: 0 P: 3	R: 1 E: 0 K: 0 S: 4	H: 1 LOB: 0 BB: 0 P: 4	R: 0 E: 0 K: 0 S: 3	H: 0 LOB: 0 BB: 0 P: 3	R: 2 E: 0 K: 1 S: 8	H: 3 LOB: 1 BB: 0 P: 8	R: 0 E: 0 K: 0 S: 3	H: 0 LOB: 0 BB: 0 P: 3	1B: 4 2B: 2 3B: 0 HR: 1	SF: 0 SAC: 0 DP: 0 HBP: 0	WP: 0 PB: 0 SB: 0 CS: 2	PA: 30
PITCHER Jack Sanford, R ERA: 3.5 (1, 1)	IP: 8.0 WLS: L BF: 29 H: 7 R: 3 ER: 3 SO: 4 BB: 0 IBB: 0 HBP: 0 BLK: 0 WP: 0 HR: 1 S: 37 P: 37 ERA: 3.38 WHIP: 0.875															PITCHER				

Batter	1	2	3	4	5	6	7	8	9	AB	R	H	RBI	BB	SO	LOB	TOP			
Jim Hickman, R (1, 5) OBP: 0.304, SLG: 0.382	0-0 P4 1B		0-0 FC		0-3 K			0-0 6-3		4	0	1	0	0	1	2				
Ron Hunt, R (1, 4) OBP: 0.331, SLG: 0.360	0-0 P4		0-0 F9		0-0 F9			0-0 F7		4	0	0	0	0	0	4				
Duke Snider, L (1, 9) Dick Smith, R (4, PR) (4, 7)	0-3 K			0-0 E3 2B				0-0 F8		2	0	0	0	0	1	0				
Jesse Gonder, L (1, 2) OBP: 0.345, SLG: 0.571		0-0 6-3		0-0 F8				0-0 G5-4-3 1B		4	0	1	0	0	0	1				
Frank Thomas, R (1, 3) OBP: 0.322, SLG: 0.391		0-0 F2		0-0 3-1 1-H 2B				0-0 G5-4-3 1-2		4	0	1	1	0	0	1				
Joe Hicks, L (1, 8) OBP: 0.292, SLG: 0.553		0-0 F6		0-0 3-1 2-3				0-0 3-1		4	0	0	0	0	1	2				
Joe Christopher, R (1, 7) (4, 9)			0-0 F7		0-0 F7			4-0 FC6-4 BB		2	0	0	0	1	0	2				
Larry Burright, R (1, 6) OBP: 0.323, SLG: 0.298			0-0 FC 1B		4-0 BB			0-0 FC6-4 1-2		2	0	1	0	1	0	1				
Roger Craig, R (1, 1) OBP: 0.146, SLG: 0.109			0-3 K		0-3 K			0-3 K		0	0	0	0	0	0	0				
Larry Bearnarth, R (2, 1) OBP: 0.105, SLG: 0.056										2	0	0	0	0	2	2				
Ken MacKenzie, R (6, 1)										0	0	0	0	0	0	0				
Ted Schreiber, R (7, PH) OBP: 0.238, SLG: 0.158										1	0	0	0	0	1	1				
Grover Powell, L (7, 1)										0	0	0	0	0	0	0				
Inning Stats	R: 0 E: 0 K: 1 S: 5	H: 1 LOB: 0 BB: 0 P: 5	R: 0 E: 0 K: 0 S: 3	H: 0 LOB: 0 BB: 0 P: 3	R: 0 E: 0 K: 1 S: 7	H: 1 LOB: 2 BB: 0 P: 7	R: 1 E: 1 K: 0 S: 5	H: 1 LOB: 2 BB: 0 P: 5	R: 0 E: 0 K: 2 S: 7	H: 0 LOB: 1 BB: 1 P: 11	R: 0 E: 0 K: 1 S: 3	H: 0 LOB: 0 BB: 0 P: 3	R: 0 E: 0 K: 1 S: 5	H: 0 LOB: 0 BB: 0 P: 3	R: 0 E: 0 K: 1 S: 5	H: 0 LOB: 0 BB: 0 P: 5	1B: 3 2B: 1 3B: 0 HR: 0	SF: 0 SAC: 0 DP: 1 HBP: 0	WP: 0 PB: 0 SB: 0 CS: 0	PA: 33
PITCHER Juan Marichal, R (1, 1) ERA: 2.09	IP: 9.0 WLS: W BF: 33 H: 4 R: 1 ER: 0 SO: 6 BB: 2 IBB: 0 HBP: 0 BLK: 0 WP: 0 HR: 0 S: 43 P: 51 ERA: 0.00 WHIP: 0.667															PITCHER				

New York Mets @ San Francisco Giants
Candlestick Park, San Francisco, CA
Tue Jul 23 1963, 10:05 PM EDT
Att: 14,878 - Unknown

AB	31
R	1
H	4
RBI	1
BB	2
SO	6
LOB	16



Batter	1	2	3	4	5	6	7	8	9	AB	R	H	RBI	BB	SO	LOB	BOTTOM			
Harvey Kuenn, R (1, 5) OBP: 0.372, SLG: 0.452	0-0 BB E S 1B		0-3 K		0-0 2H 2B			0-3 K		4	2	3	1	0	1	1				
Chuck Hiller, L (7, 4) OBP: 0.237, SLG: 0.230		0-0 2B 1B			0-0 2H 2B					1	0	0	0	0	1	0				
Felipe Alou, R (1, 9) OBP: 0.313, SLG: 0.473	0-0 5-3 1-2		0-0 FC6-4		0-0 F3			0-0 F5		5	1	1	1	0	0	3				
Willie McCovey, L (1, 7) Matty Alou, L (7, 7) OBP: 0.371, SLG: 0.599	4-0 E BB 1B BB		0-0 HR 1B		0-0 FC5-4 1B			0-3 K		3	2	2	1	1	1	0				
Willie Mays, R (1, 8) OBP: 0.356, SLG: 0.497	4-0 E 1B BB		0-0 HR 1B		0-0 FC5-4 1-2			0-0 HR		3	3	2	3	1	0	1				
Orlando Cepeda, R (1, 3) OBP: 0.336, SLG: 0.506	0-0 E8 1B		4-0 FC3-6 BB		0-0 F6			0-0 F9		3	0	0	0	1	0	3				
Tom Haller, L (1, 2) OBP: 0.338, SLG: 0.424	0-0 P6		0-0 FC3-6 1-2		0-0 1-3			0-0 F5		4	0	0	0	0	0	5				
Jim Davenport, R (1, 4) OBP: 0.274, SLG: 0.327	0-0 S 1B		0-0 F4		0-0 FC3-6 1B			0-0 F7		4	0	2	2	0	0	1				
Ernie Bowman, R (1, 6) OBP: 0.188, SLG: 0.213	0-0 F4		0-0 FC1-6 1B		0-0 FC3-6 2B			0-0 4-3		4	1	1	0	0	0	3				
Juan Marichal, R (1, 1) OBP: 0.159, SLG: 0.162		0-0 F8		0-0 FC1-6 FC6-4				0-3 K		4	0	0	0	0	1	2				
Inning Stats	R: 3 E: 1 K: 0 S: 6	H: 2 LOB: 2 BB: 2 P: 14	R: 4 E: 0 K: 0 S: 7	H: 4 LOB: 1 BB: 1 P: 11	R: 0 E: 0 K: 1 S: 6	H: 1 LOB: 1 BB: 0 P: 6	R: 0 E: 0 K: 0 S: 4	H: 1 LOB: 0 BB: 0 P: 4	R: 1 E: 0 K: 0 S: 5	H: 2 LOB: 1 BB: 0 P: 5	R: 1 E: 0 K: 1 S: 6	H: 1 LOB: 0 BB: 0 P: 6	R: 0 E: 0 K: 1 S: 5	H: 0 LOB: 0 BB: 0 P: 5	R: 0 E: 0 K: 2 S: 7	H: 0 LOB: 0 BB: 0 P: 7	1B: 7 2B: 2 3B: 0 HR: 2	SF: 0 SAC: 0 DP: 0 HBP: 0	WP: 0 PB: 0 SB: 0 CS: 0	PA: 39
PITCHER Roger Craig, R (1, 1) ERA: 4.08	IP: 1.1 WLS: L BF: 13 H: 6 R: 7 ER: 4 SO: 0 BB: 2 IBB: 0 HBP: 0 BLK: 0 WP: 0 HR: 1 S: 11 P: 19 ERA: 27.00 WHIP: 6.000															PITCHER				
Larry Bearnarth, R (2, 1) ERA: 3.75	IP: 3.2 WLS: L BF: 16 H: 4 R: 1 ER: 1 SO: 1 BB: 1 IBB: 0 HBP: 0 BLK: 0 WP: 0 HR: 0 S: 17 P: 21 ERA: 2.46 WHIP: 1.364															PITCHER				
Ken MacKenzie, L (6, 1) ERA: 5.02	IP: 1.0 WLS: L BF: 4 H: 1 R: 1 ER: 1 SO: 1 BB: 0 IBB: 0 HBP: 0 BLK: 0 WP: 0 HR: 0 S: 6 P: 6 ERA: 9.00 WHIP: 1.000															PITCHER				
Grover Powell, L (7, 1) ERA: 3.0	IP: 2.0 WLS: L BF: 6 H: 0 R: 0 ER: 0 SO: 3 BB: 0 IBB: 0 HBP: 0 BLK: 0 WP: 0 HR: 0 S: 12 P: 12 ERA: 0.00 WHIP: 0.000															PITCHER				

New York Mets @ San Francisco Giants
Candlestick Park, San Francisco, CA
Tue Jul 23 1963, 10:05 PM EDT
Att: 14,878 - Unknown

AB	36
R	9
H	11
RBI	8
BB	3
SO	5
LOB	19



Batter	1	2	3	4	5	6	7	8	9	AB	R	H	RBI	BB	SO	LOB	TOP										
Jim Hickman, R (1, 5) OBP: 0.302, SLG: 0.379	0-3 K		0-3 K		0-0 F7		0-0 FC3-6 1B		0-3 K	5	0	1	2	0	3	0	New York Mets @ San Francisco Giants Candlestick Park, San Francisco, CA Wed Jul 24 1963, 6:33 AM EDT Att: 11,236 - Unknown										
Joe Hicks, L (1, 8) OBP: 0.264, SLG: 0.500	0-0 6-3		0-3 K		0-0 F9		0-0 FC3-6 BB		0-3 K	5	0	0	0	0	2	1											
Duke Snider, L (1, 9) OBP: 0.339, SLG: 0.440	4-0 BB		0-0 F7		0-0 F8		4-0 1-2 BB		0-0 F8	3	0	0	0	2	0	0											
Jesse Gonder, L (1, 2) OBP: 0.341, SLG: 0.557	0-0 1-3			0-0 FC6-4 1B		0-3 K	0-0 4-3			4	0	1	0	0	1	3											
Frank Thomas, R (1, 3) OBP: 0.324, SLG: 0.393		0-0 6-3 1B		0-0 FC6-4 1B		0-0 5-3		0-0 2B FC1-2 1B		4	0	2	0	0	0	1											
Ron Hunt, R (1, 4) OBP: 0.336, SLG: 0.368		0-0 6-3 1-2		0-0 1-2			0-0 E6 FC1-5 1B	0-0 FC1-2 1-3 2B		4	0	3	0	0	0	1											
Joe Christopher, R (1, 7) OBP: 0.341, SLG: 0.359		1-0 HBP		0-0 F9			1-0 FC1-5 2B HBP	0-0 F5		2	1	0	0	0	0	4											
Larry Burright, R (1, 6) OBP: 0.309, SLG: 0.284		0-3 K		0-3 K			0-0 FC1-5 2B 1B	0-0 FC1-2		4	1	0	0	0	2	8											
Al Jackson, L (1, 1) OBP: 0.213, SLG: 0.222		0-0 F8			0-0 1-3		0-0 1-3 2-H 1B 2B	0-0 1-3		4	1	1	1	0	0	4											
Inning Stats	R: 0 E: 0 K: 1 S: 5	H: 0 LOB: 1 BB: 1 P: 9	R: 0 E: 0 K: 1 S: 6	H: 1 LOB: 2 BB: 0 P: 7	R: 0 E: 0 K: 2 S: 7	H: 0 LOB: 0 BB: 0 P: 7	R: 0 E: 0 K: 1 S: 7	H: 2 LOB: 2 BB: 0 P: 7	R: 0 E: 0 K: 0 S: 3	H: 0 LOB: 0 BB: 0 P: 3	R: 0 E: 0 K: 1 S: 5	H: 0 LOB: 0 BB: 0 P: 5	R: 3 E: 1 K: 0 S: 6	H: 3 LOB: 2 BB: 1 P: 11	R: 0 E: 0 K: 0 S: 5	H: 2 LOB: 2 BB: 0 P: 5	R: 0 E: 0 K: 2 S: 7	H: 0 LOB: 0 BB: 0 P: 7	1B: 6 2B: 2 3B: 0 HR: 0	SF: 0 SAC: 0 DP: 0 HBP: 2	WP: 0 PB: 0 SB: 0 CS: 0	PA: 39					
PITCHER	IP	WLS	BF	H	R	ER	SO	BB	IBB	HBP	BLK	WP	HR	S	P	ERA	WHIP										
Jack Sanford, R (1, 1) ERA: 3.53	6.1		28	6	3	3	6	1	0	2	0	0	0	37	43	4.26	1.105										
Al Stanek, L (7, 1) ERA: 3.0	0.2		5	2	0	0	0	1	0	0	0	0	0	4	8	0.00	4.500										
Jack Fisher, R (8, 1) ERA: 3.72	1.0		3	0	0	0	0	0	0	0	0	0	0	3	3	0.00	0.000										
Billy Hoelt, L (9, 1) ERA: 3.88	1.0	W	3	0	0	0	2	0	0	0	0	0	0	7	7	0.00	0.000										

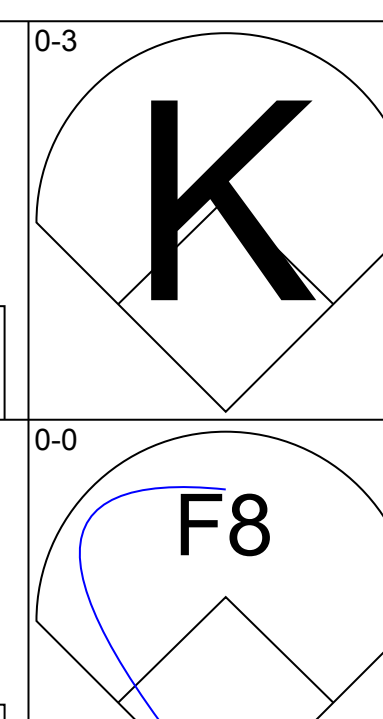
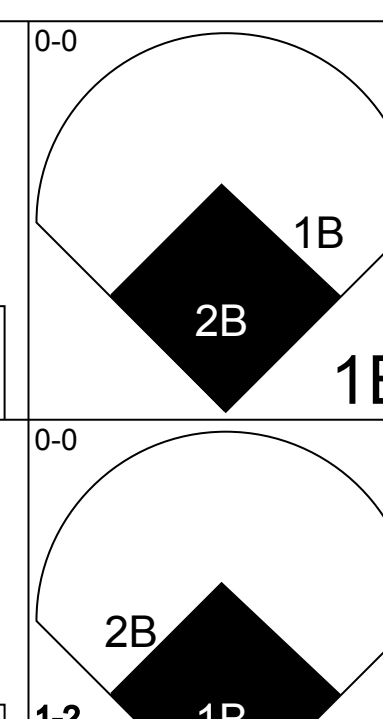
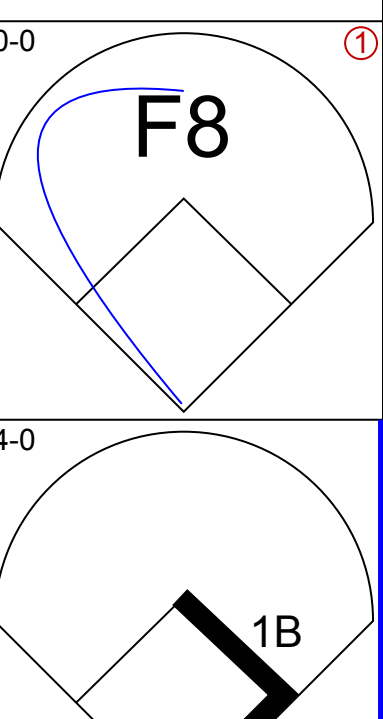
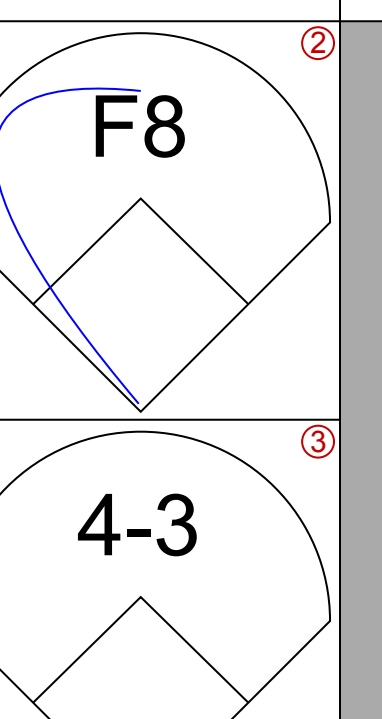
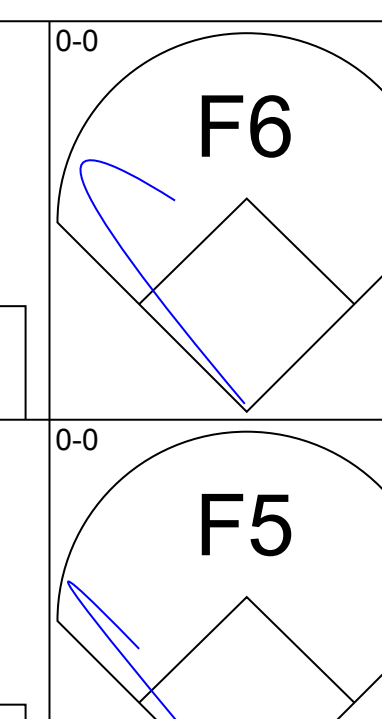
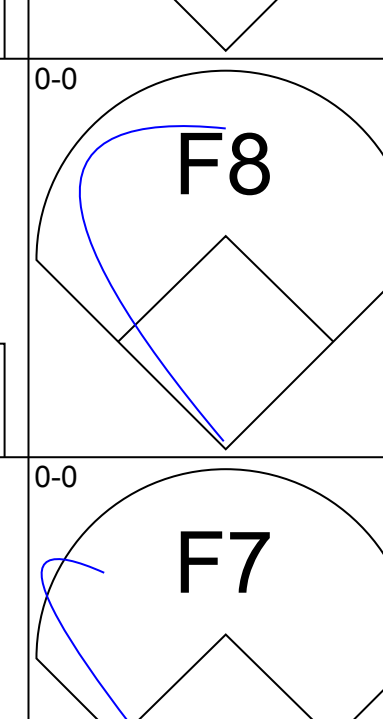
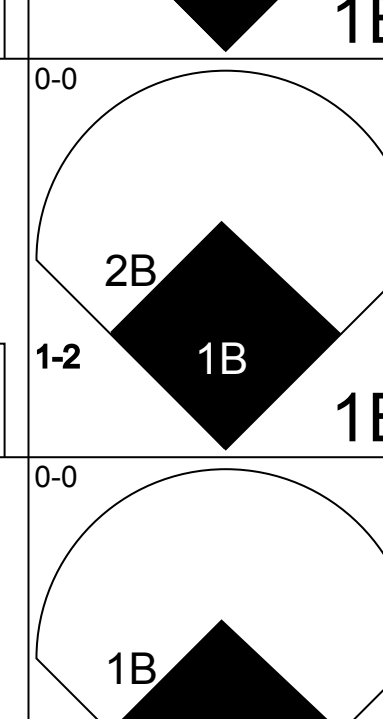
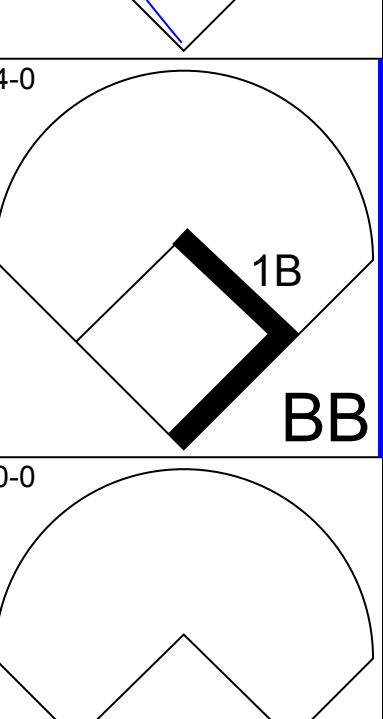
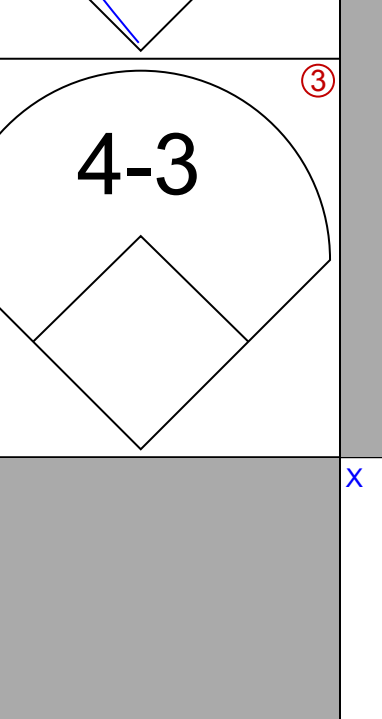
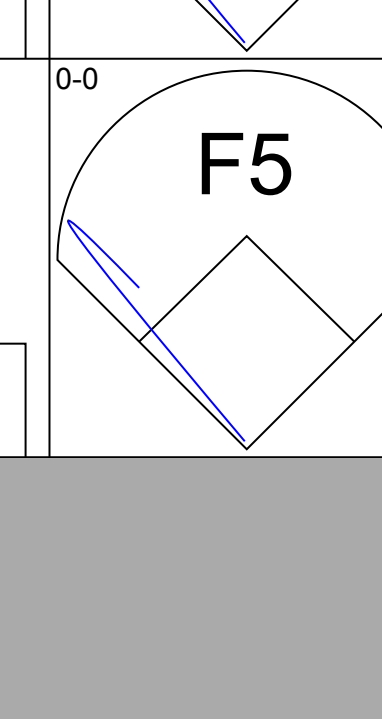
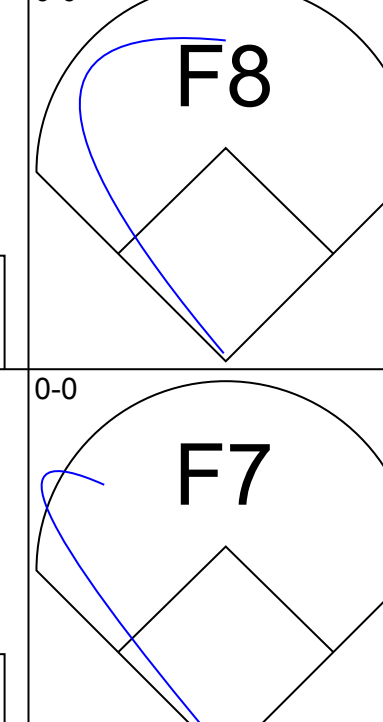
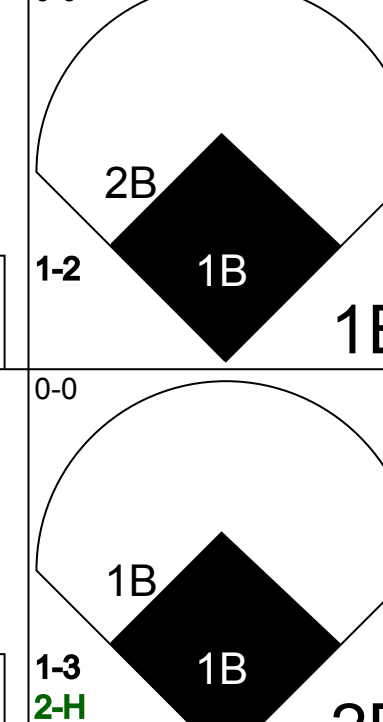
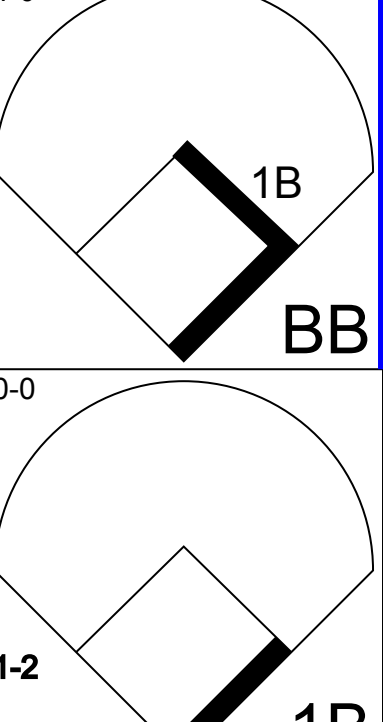
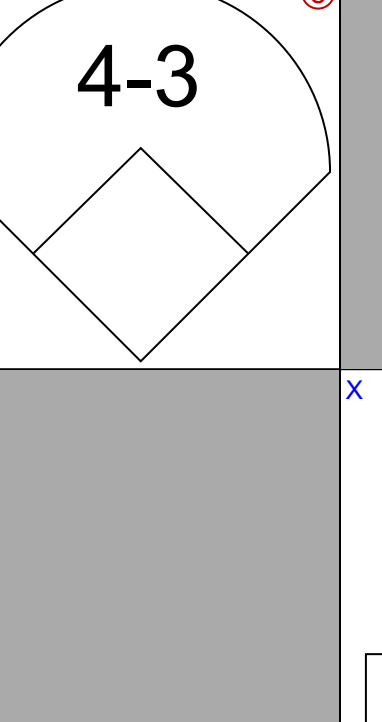
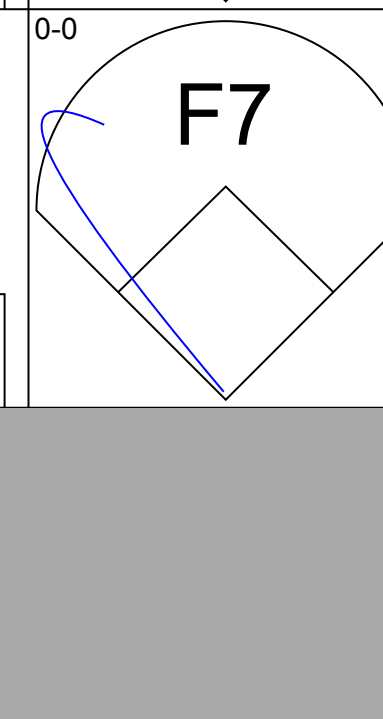
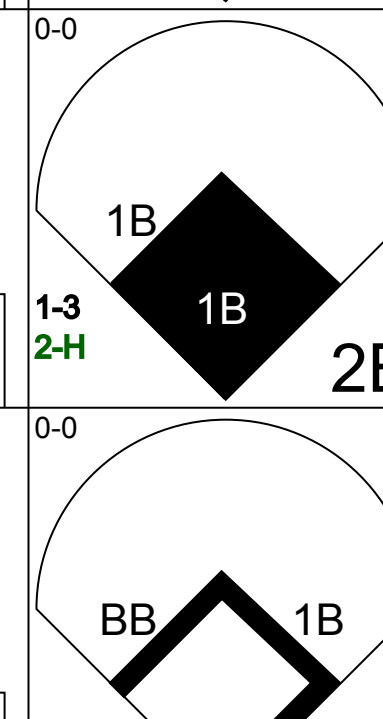
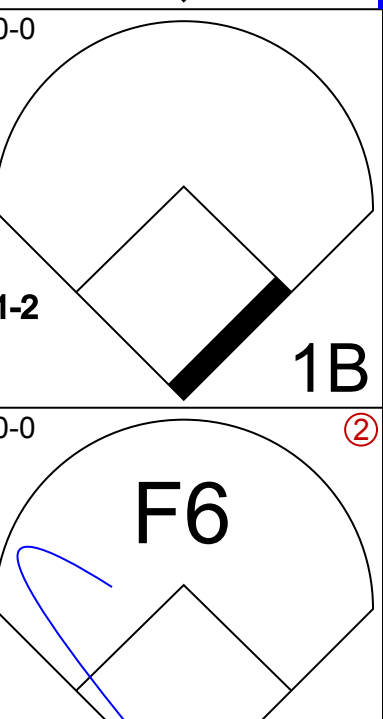

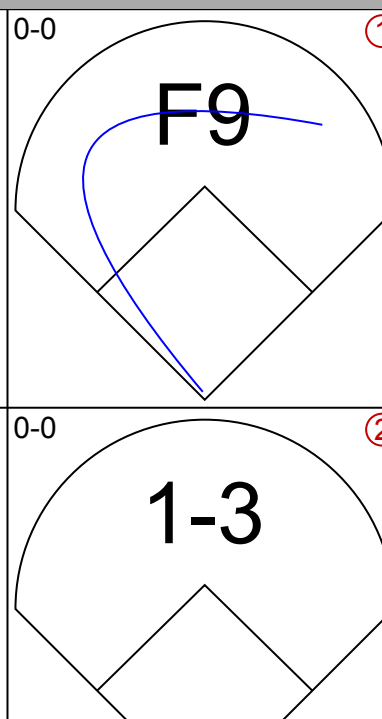
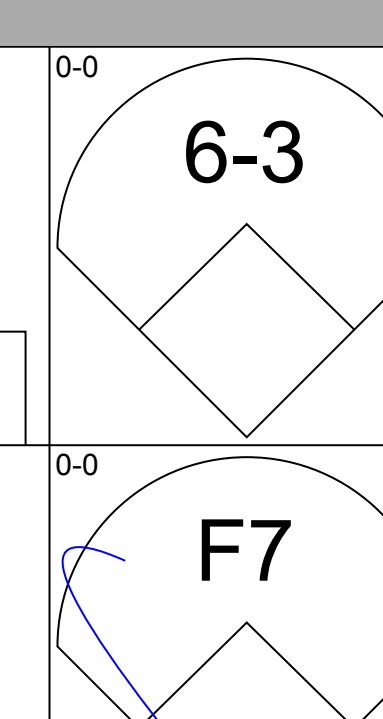
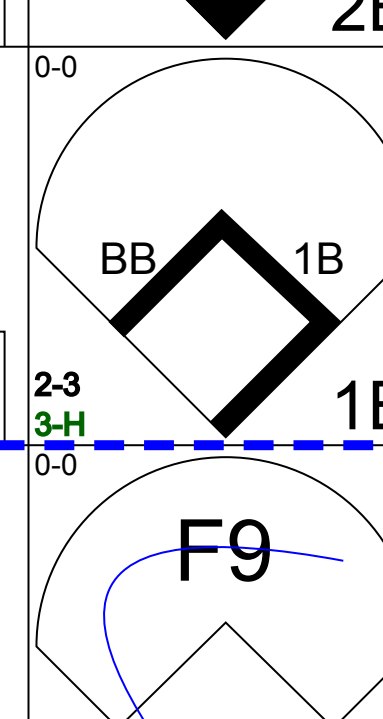
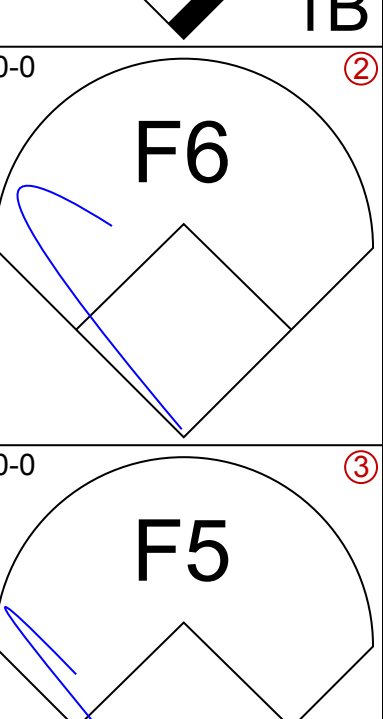

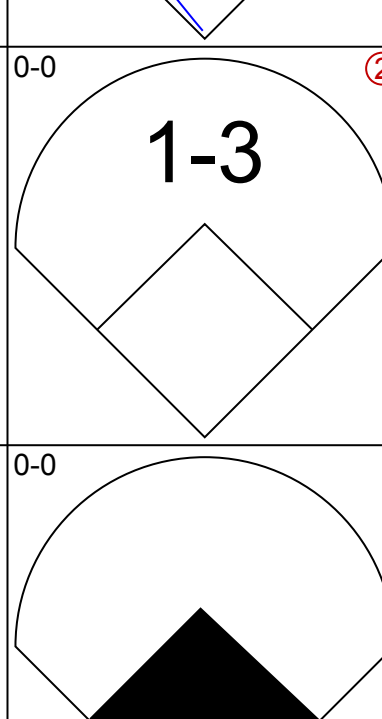

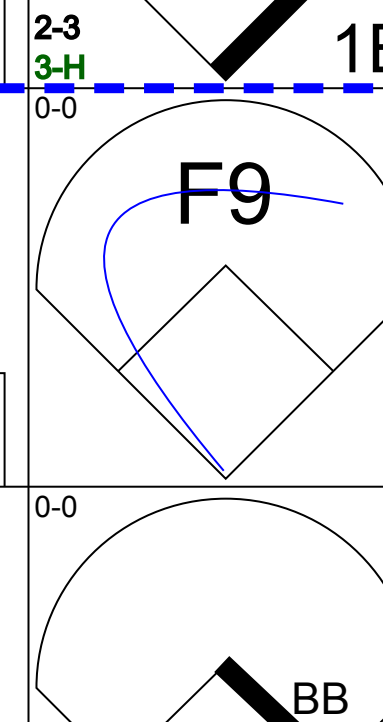
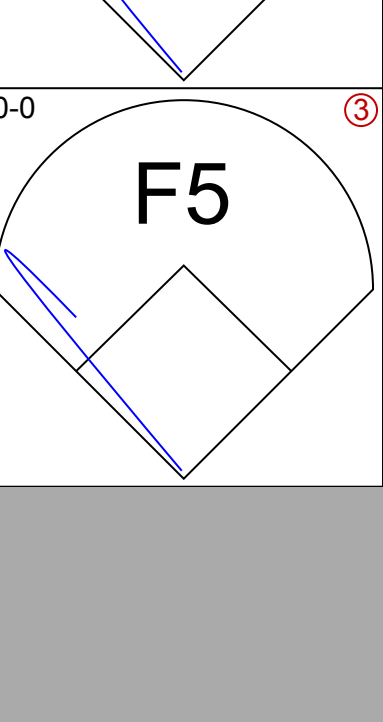

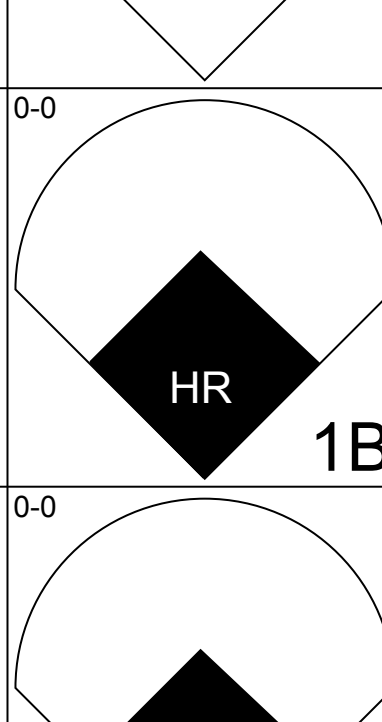
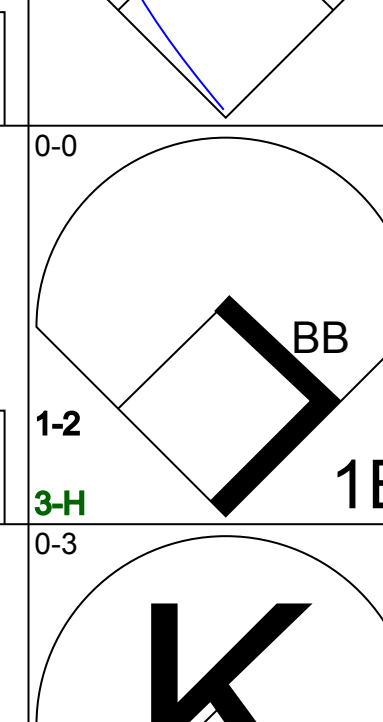

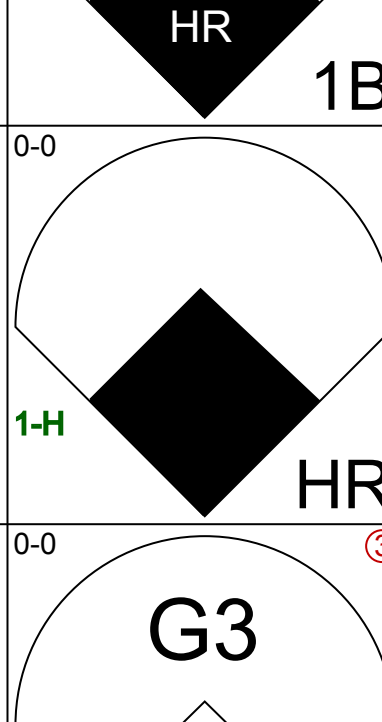

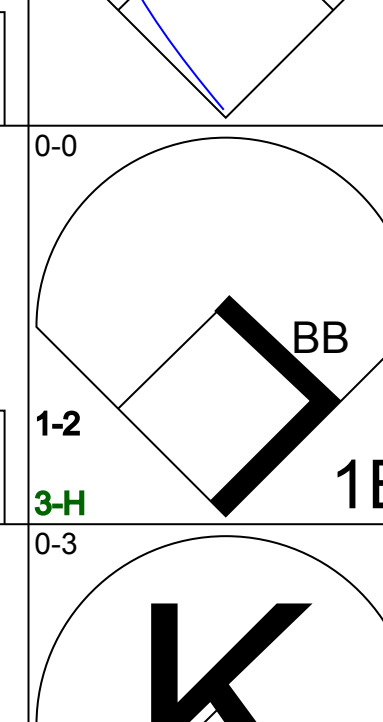

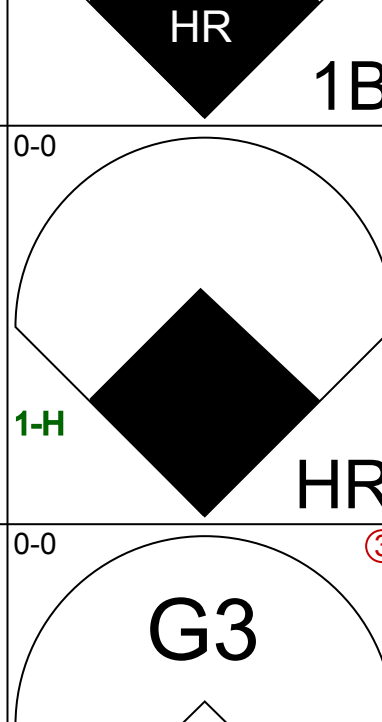
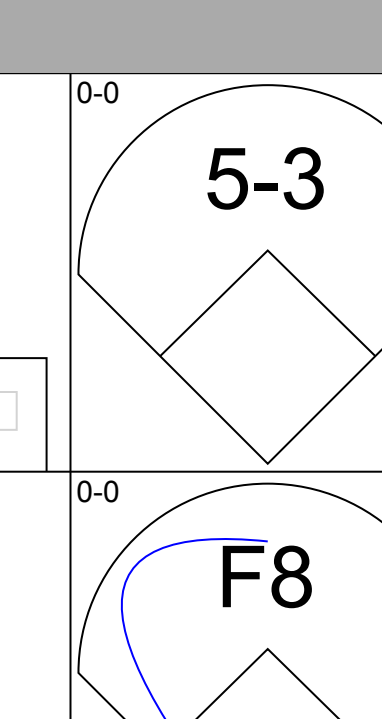
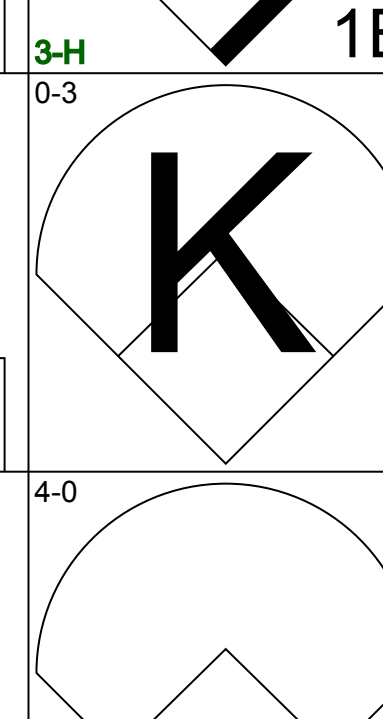
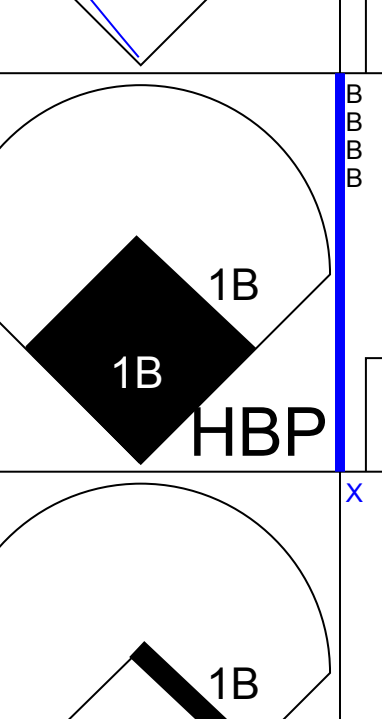

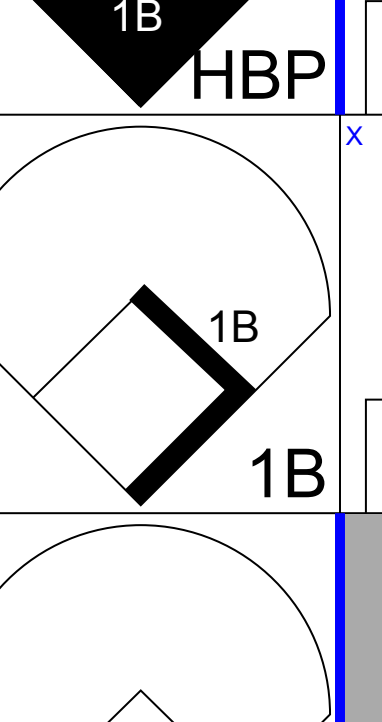
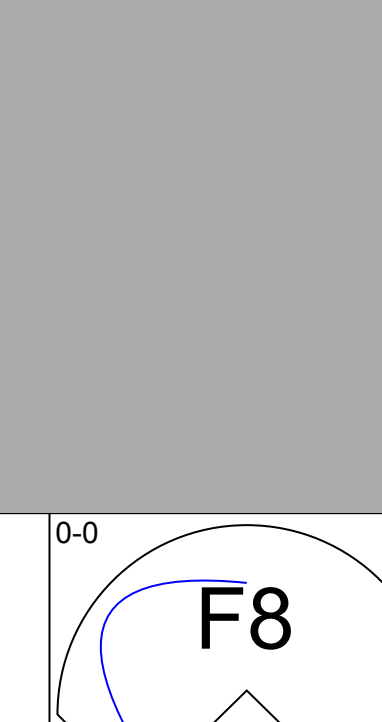
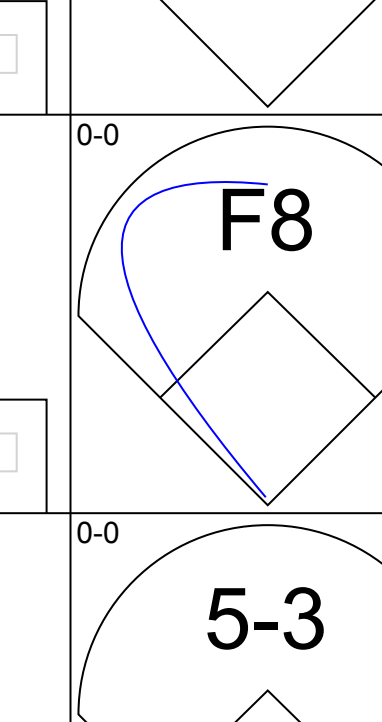
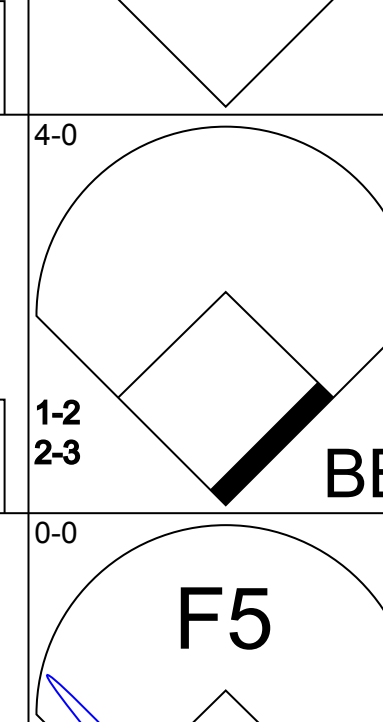
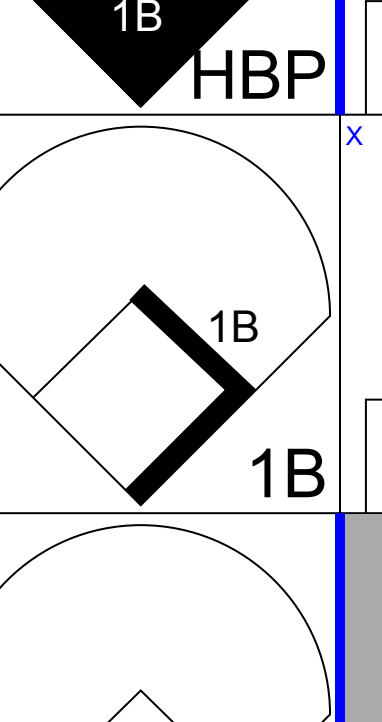
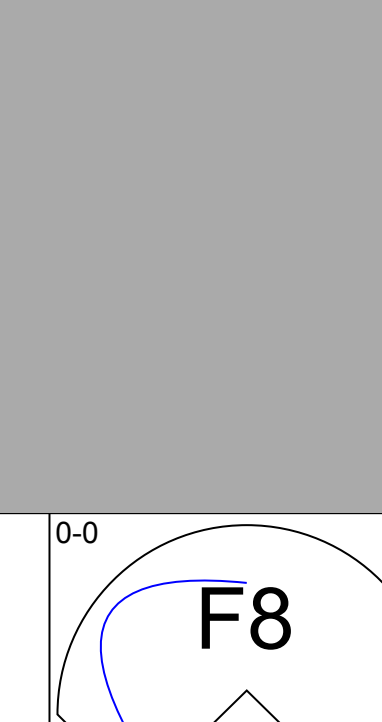
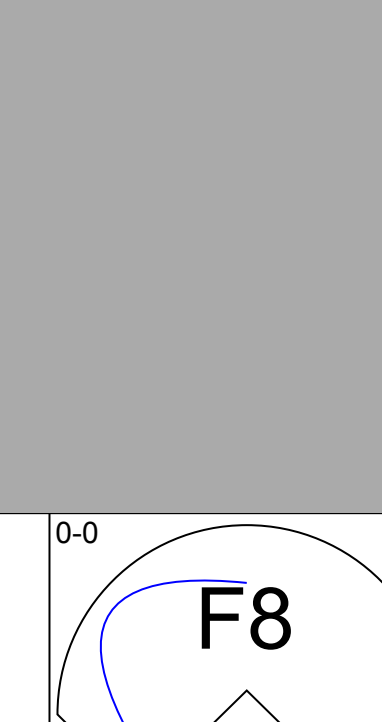
Batter	1	2	3	4	5	6	7	8	9	AB	R	H	RBI	BB	SO	LOB	BOTTOM										
Harvey Kuenn, R (1, 5) OBP: 0.366, SLG: 0.444	0-0 6-3		0-0 G6-4-3 1-2			0-0 F4		0-0 F8		4	0	0	0	0	0	1	New York Mets @ San Francisco Giants Candlestick Park, San Francisco, CA Wed Jul 24 1963, 6:33 AM EDT Att: 11,236 - Unknown										
Felipe Alou, R (1, 9) OBP: 0.312, SLG: 0.469	0-0 F5			0-0 6-3		0-0 6-3			1-0 F8 HBP E HBP	3	1	0	0	0	0	0											
Willie McCovey, L (1, 7) OBP: 0.372, SLG: 0.595				1-0 HBP			0-0 4-3		1-0 E HBP	2	0	0	0	0	1	0											
Jose Pagan, R (9, PR) OBP: 0.248, SLG: 0.243				G1-4-3 HBP					1-2 E HBP	0	1	0	0	0	0	0											
Willie Mays, R (1, 8) OBP: 0.355, SLG: 0.493		0-0 F7		0-0 G1-4-3 1-2			4-0 S SF8 E BB		0-0 F8	3	1	0	0	1	0	3											
Orlando Cepeda, R (1, 3) OBP: 0.332, SLG: 0.500		0-0 1-4-3			0-3 K		0-0 E5		0-0 E6	4	1	0	1	0	1	2											
Jim Davenport, R (1, 4) OBP: 0.277, SLG: 0.333		0-0 1B			0-0 F5		0-0 SF8		0-0 2B	3	0	2	3	0	0	0											
Tom Haller, L (1, 2) OBP: 0.333, SLG: 0.416		0-0 4-3			0-0 E6		0-3 K		1-H 2-H 2B	3	0	0	0	0	1	2											
Ernie Bowman, R (1, 6) OBP: 0.196, SLG: 0.220			0-0 G6-4-3 1B		0-0 4-3				0-0 5-3	3	0	1	0	0	0	1											
Jack Sanford, R (1, 1) OBP: 0.197, SLG: 0.197					0-3 K				0-0 6-3	2	0	0	0	0	2	1											
Al Stanek, L (7, 1) ERA: 3.0										0	0	0	0	0	0	0											
Jack Fisher, R (8, 1) OBP: 0.207, SLG: 0.192										0	0	0	0	0	0	0											
Joey Amalfitano, R (8, PH) OBP: 0.250, SLG: 0.224										1	0	0	0	0	0	0											
Billy Hoelt, L (9, 1) ERA: 3.88										0	0	0	0	0	0	0											
Inning Stats	R: 0 E: 0 K: 1 S: 5	H: 0 LOB: 0 BB: 0 P: 5	R: 0 E: 0 K: 0 S: 4	H: 1 LOB: 1 BB: 0 P: 4	R: 0 E: 0 K: 1 S: 5	H: 1 LOB: 0 BB: 0 P: 5	R: 0 E: 0 K: 0 S: 2	H: 0 LOB: 0 BB: 0 P: 3	R: 0 E: 1 K: 1 S: 6	H: 0 LOB: 1 BB: 1 P: 6	R: 0 E: 0 K: 1 S: 5	H: 0 LOB: 0 BB: 0 P: 5	R: 1 E: 1 K: 1 S: 6	H: 0 LOB: 1 BB: 1 P: 10	R: 0 E: 0 K: 0 S: 3	H: 0 LOB: 0 BB: 0 P: 3	R: 3 E: 1 K: 0 S: 3	H: 1 LOB: 2 BB: 0 P: 5	1B: 2 2B: 1 3B: 0 HR: 0	SF: 1 SAC: 0 DP: 2 HBP: 3	WP: 0 PB: 0 SB: 1 CS: 0	PA: 33					
PITCHER	IP	WLS	BF	H	R	ER	SO	BB	IBB	HBP	BLK	WP	HR	S	P	ERA	WHIP										
Al Jackson, L (1, 1) ERA: 4.17	8.1	L	33	3	4	2	5	1	0	3	0	0	0	39	46	2.16	0.480										

AB 35
R 3
H 8
RBI 3
BB 2
SO 8
LOB 22



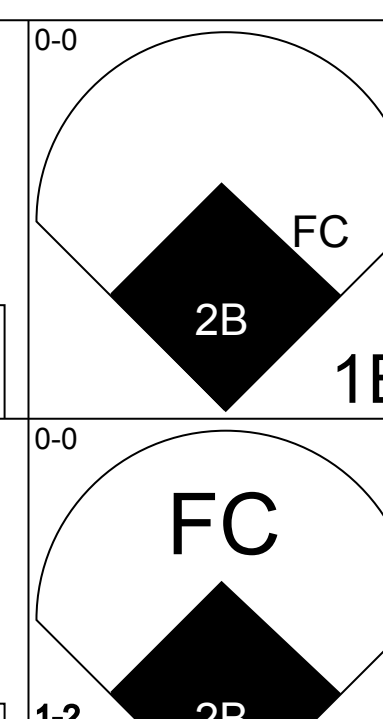
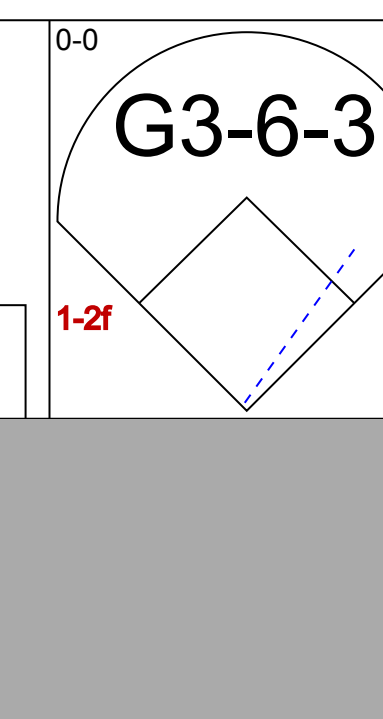
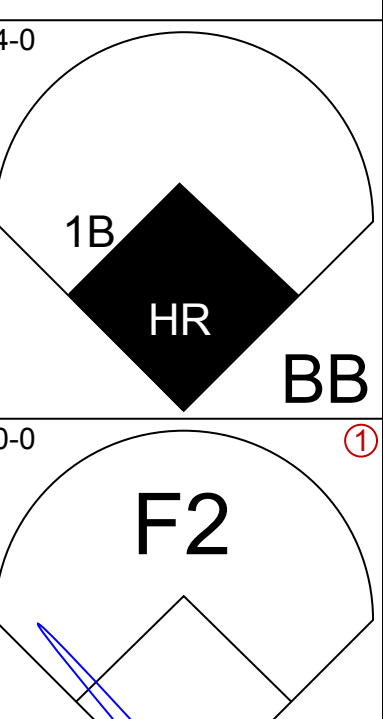
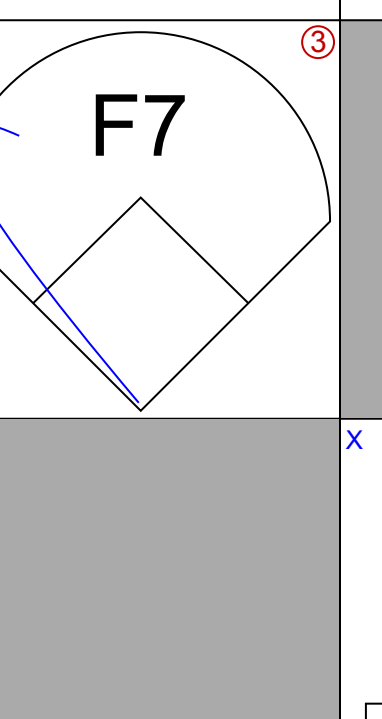
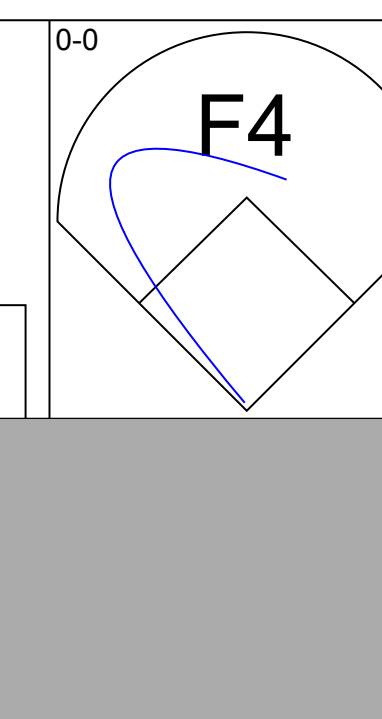
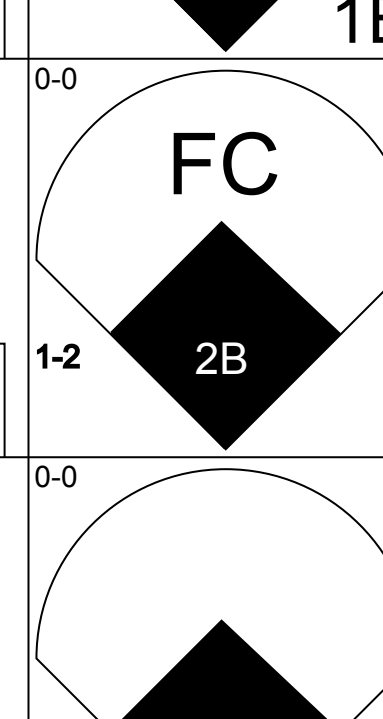
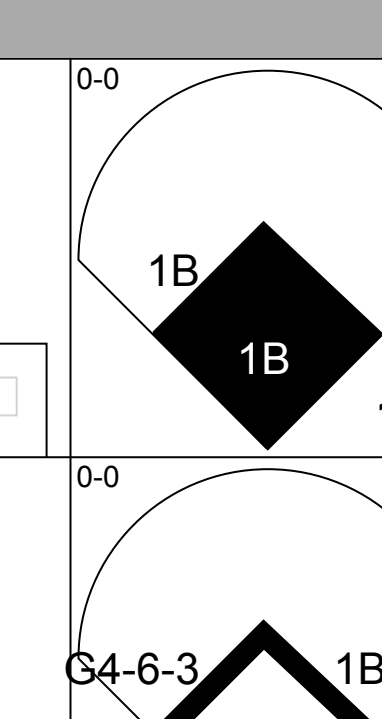
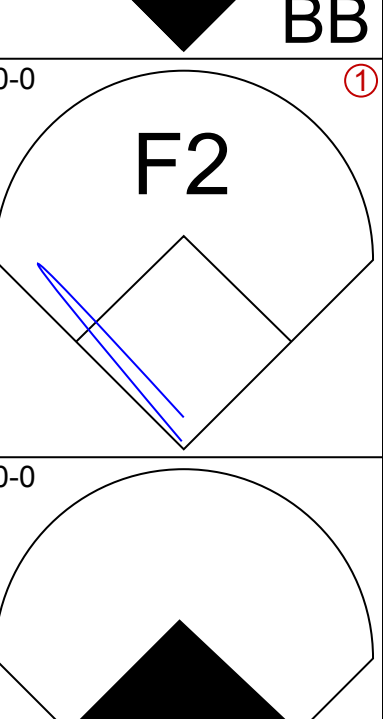

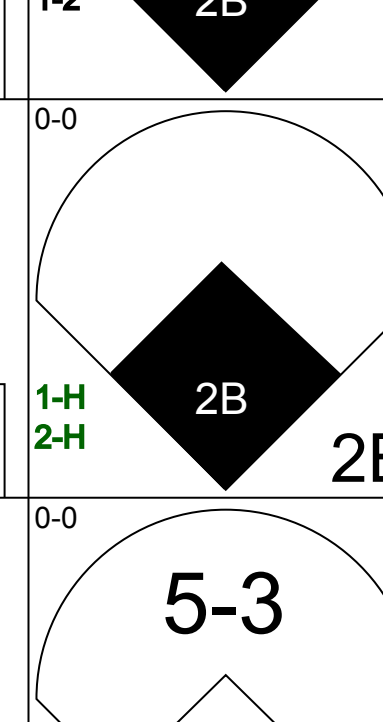
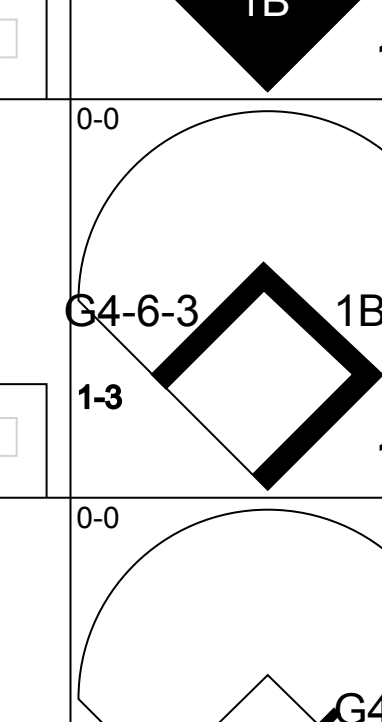
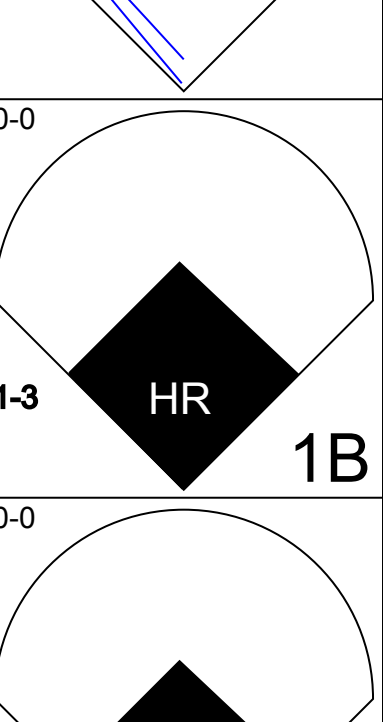

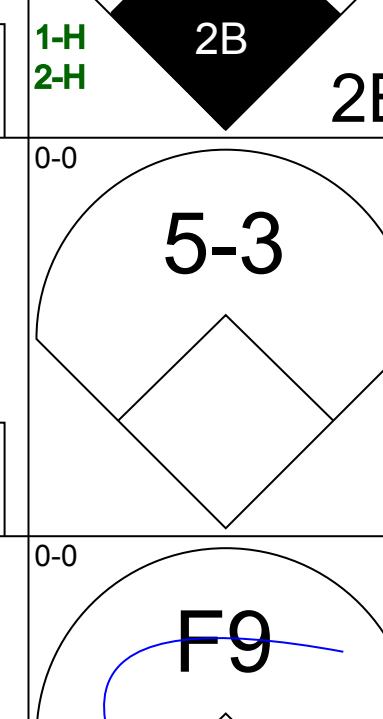
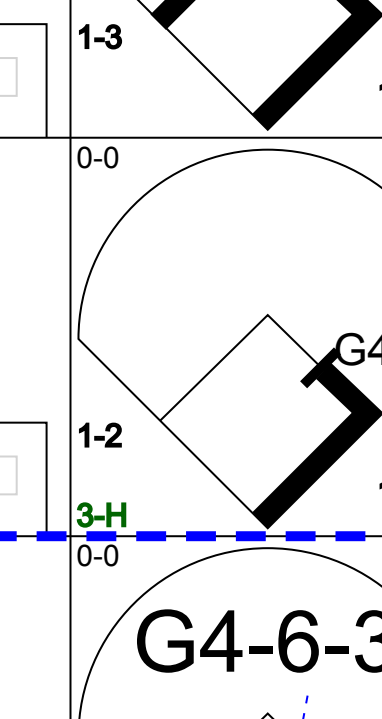
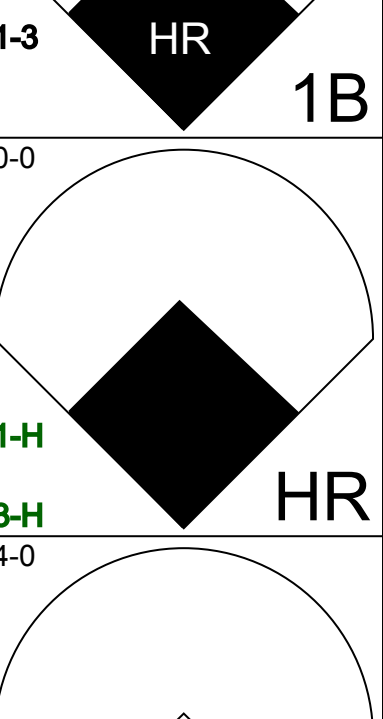

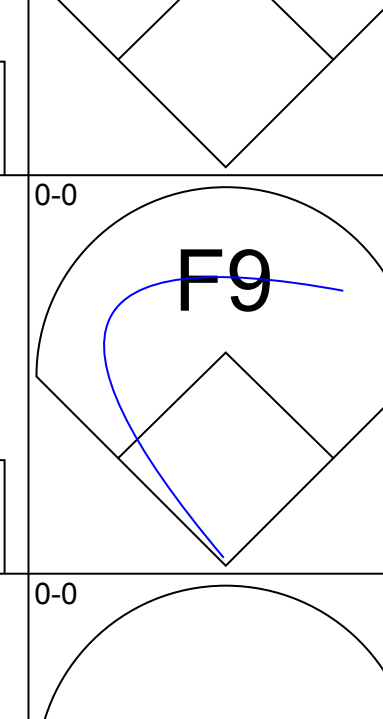
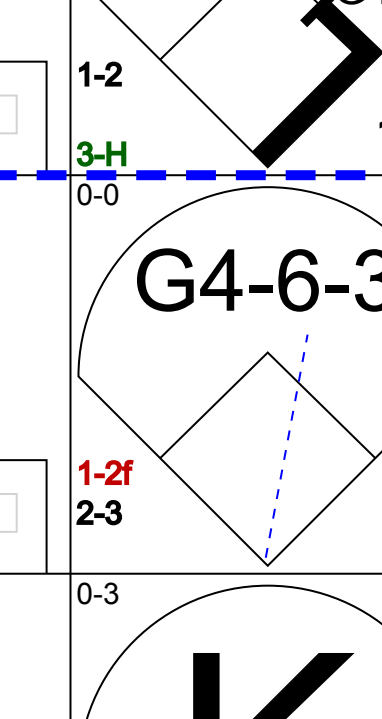
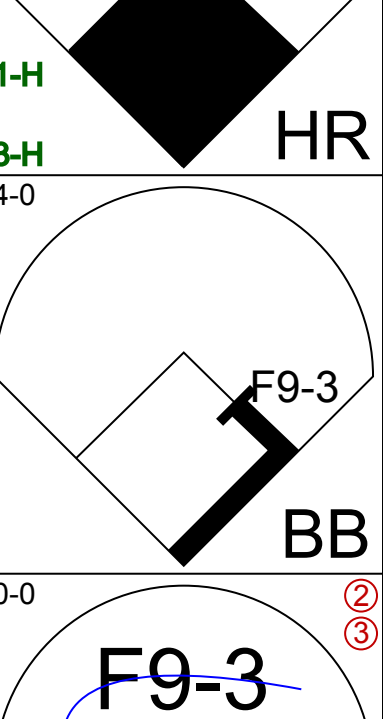

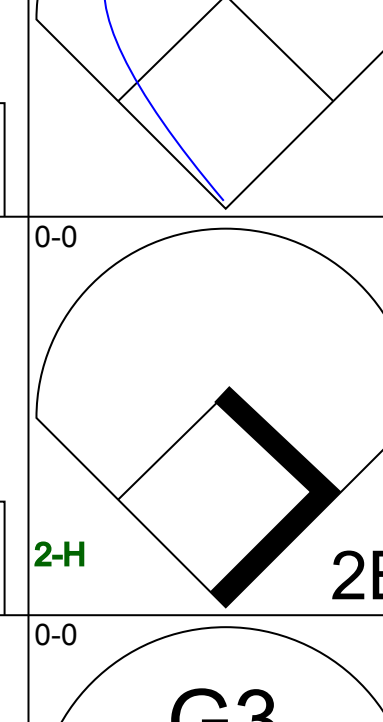
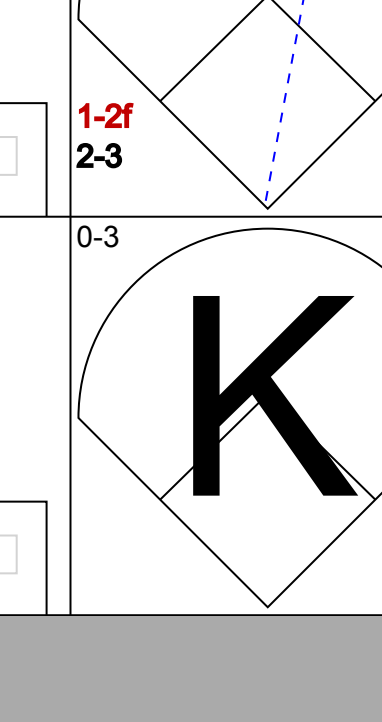
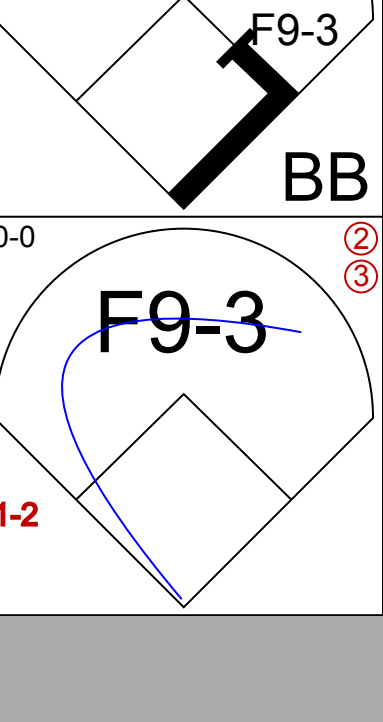

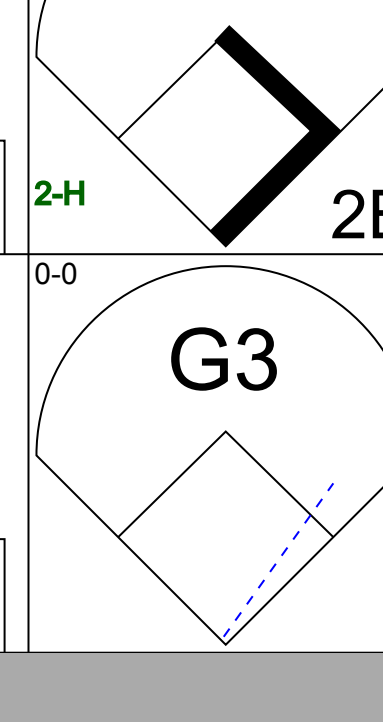
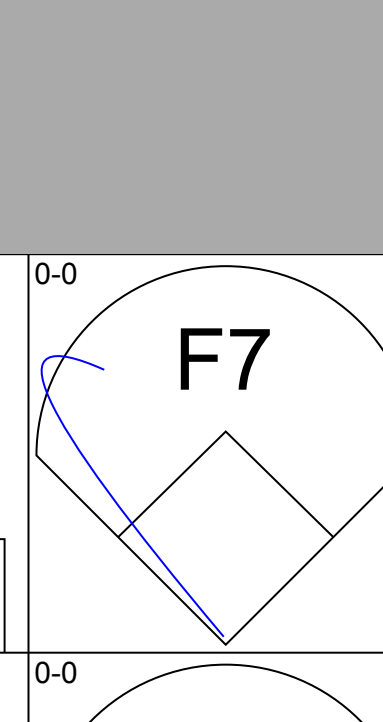
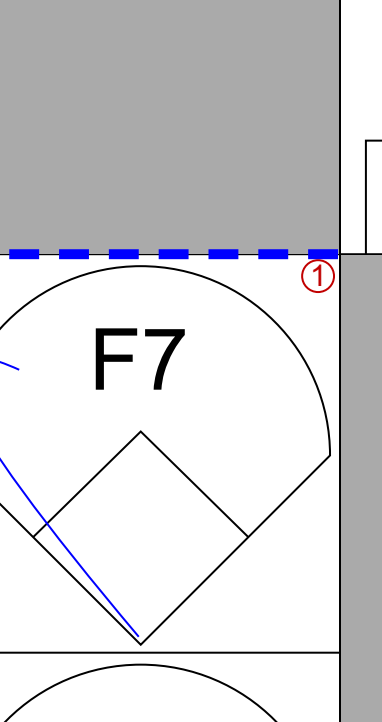
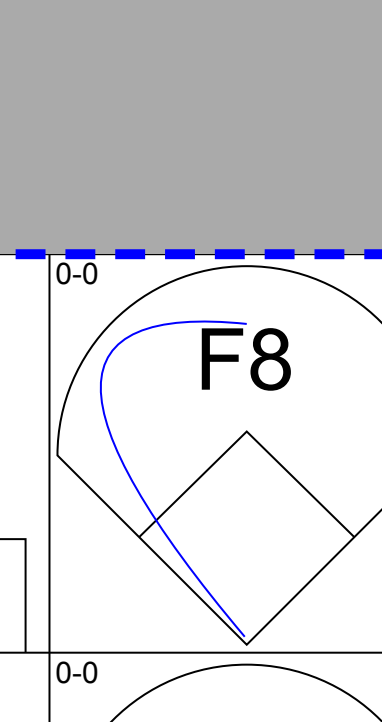
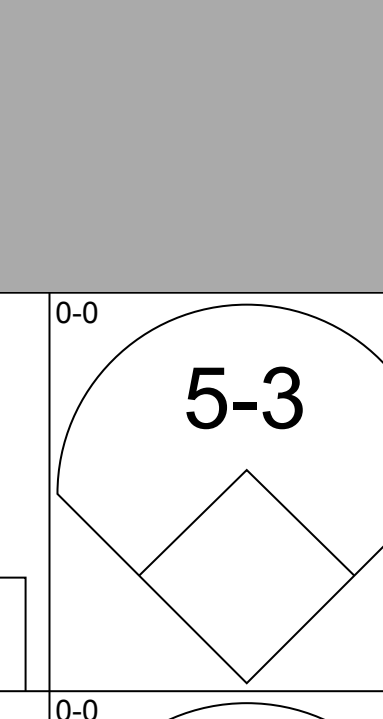
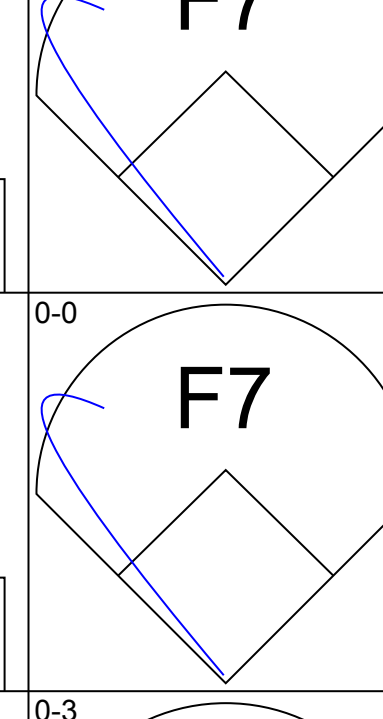
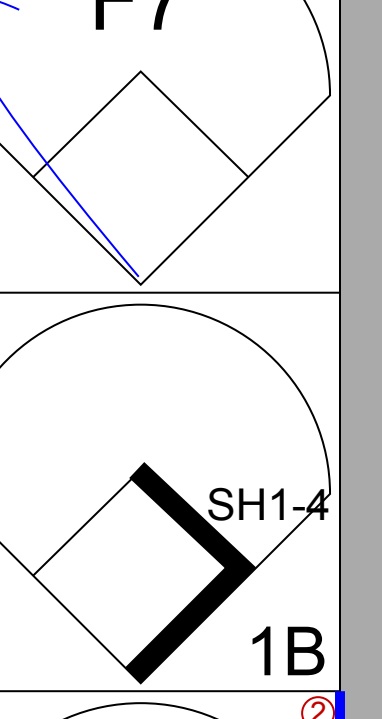
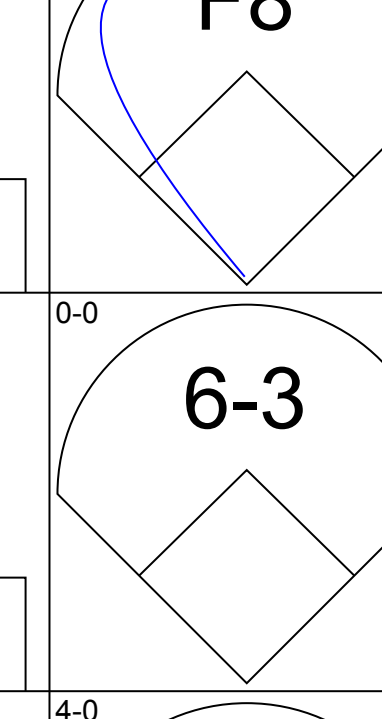
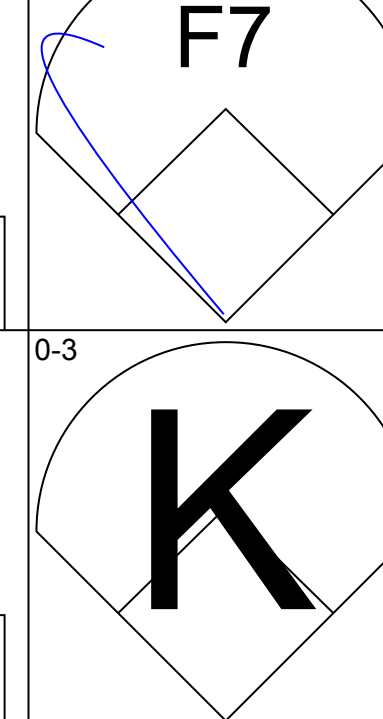
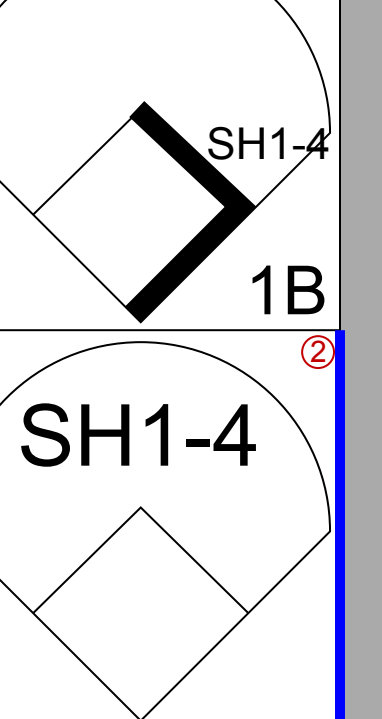
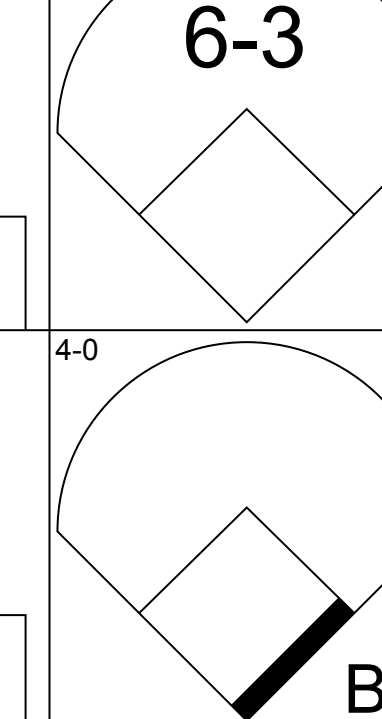
AB 28
R 4
H 3
RBI 4
BB 1
SO 5
LOB 10




Batter	1	2	3	4	5	6	7	8	9	AB	R	H	RBI	BB	SO	LOB	TOP					
Joe Christopher, R (1, 9) OBP: 0.327, SLG: 0.341										5	1	1	0	0	1	2	New York Mets @ San Francisco Giants Candlestick Park, San Francisco, CA Thu Jul 25 1963, 6:33 AM EDT Att: 10,514 - Unknown					
Rod Kanehl, R (1, 8) OBP: 0.292, SLG: 0.245										2	1	1	0	1	0	0						
Joe Hicks, L (6, PH) OBP: 0.255, SLG: 0.481										2	0	0	0	0	0	2						
Ron Hunt, R (1, 4) OBP: 0.337, SLG: 0.372										5	1	2	1	0	0	0						
Frank Thomas, R (1, 3) OBP: 0.325, SLG: 0.393										5	0	2	1	0	0	2						
Jim Hickman, R (1, 5) OBP: 0.303, SLG: 0.379										5	1	2	0	0	0	4						
Dick Smith, R (1, 7)										1	0	0	0	0	1	0						
Duke Snider, L (4, PH) OBP: 0.341, SLG: 0.453										4	1	2	3	0	0	2						
Norm Sherry, R (1, 2) OBP: 0.182, SLG: 0.194										2	0	0	0	0	1	2						
Choo-Choo Coleman, L (6, PR) OBP: 0.293, SLG: 0.219										1	1	0	0	1	0	0						
Larry Burright, R (1, 6) OBP: 0.317, SLG: 0.286										3	0	1	0	1	0	3						
Galen Cisco, R (1, 1) OBP: 0.103, SLG: 0.077										1	0	0	0	0	0	0						
Jay Hook, L (3, 1) OBP: 0.229, SLG: 0.214										1	0	0	0	0	0	3						
Jesse Orosco, L (6, PH) OBP: 0.348, SLG: 0.652										1	0	1	1	0	0	0						
Ken Mackenzie, R (6, 1)										0	0	0	0	0	0	0						
Ted Schreiber, R (8, PH) OBP: 0.227, SLG: 0.150										1	0	0	0	0	0	0						
Roger Craig, R (8, 1) OBP: 0.148, SLG: 0.109										0	0	0	0	0	0	0						
Inning Stats	R: 0 E: 0 K: 1 S: 5	H: 0 LOB: 0 BB: 0 P: 5	R: 0 E: 0 K: 1 S: 5	H: 0 LOB: 0 BB: 0 P: 5	R: 0 E: 0 K: 0 S: 3	H: 0 LOB: 0 BB: 0 P: 3	R: 3 E: 0 K: 1 S: 10	H: 5 LOB: 3 BB: 1 P: 14	R: 0 E: 0 K: 0 S: 4	H: 1 LOB: 2 BB: 1 P: 8	R: 1 E: 0 K: 0 S: 5	H: 2 LOB: 2 BB: 0 P: 6	R: 0 E: 0 K: 0 S: 5	H: 2 LOB: 3 BB: 1 P: 9	R: 0 E: 0 K: 0 S: 3	H: 0 LOB: 0 BB: 0 P: 3	R: 2 E: 0 K: 0 S: 5	H: 2 LOB: 0 BB: 0 P: 5	1B: 10 2B: 1 3B: 0 HR: 1	SF: 0 SAC: 0 DP: 0 HBP: 1	WP: 0 PB: 0 SB: 0 CS: 0	PA: 43
PITCHER	IP WLS BF H R ER SO BB IBB HBP BLK WP HR S P ERA WHIP																					
Billy Pierce, L (1, 1) ERA: 4.01	3.0		13	4	3	3	2	0	0	0	0	0	0	0	17	17	9.00	1.333				
Bobby Bolin, R (4, 1) ERA: 2.3	3.1	W	19	6	1	1	1	2	0	1	0	0	0	0	18	27	2.70	2.400				
Billy Hoelt, L (7, 1) ERA: 4.5	2.2	S	11	2	2	2	0	1	0	0	0	0	0	1	10	14	6.75	1.125				

AB	39
R	6
H	12
RBI	6
BB	3
SO	3
LOB	20



Batter	1	2	3	4	5	6	7	8	9	AB	R	H	RBI	BB	SO	LOB	BOTTOM					
Harvey Kuenn, R (1, 7) OBP: 0.367, SLG: 0.440										4	2	1	0	1	0	3	New York Mets @ San Francisco Giants Candlestick Park, San Francisco, CA Thu Jul 25 1963, 6:33 AM EDT Att: 10,514 - Unknown					
Chuck Hillier, L (1, 4) OBP: 0.237, SLG: 0.231										4	2	1	0	0	0	2						
Willie McCovey, L (1, 3) OBP: 0.376, SLG: 0.600										4	2	3	2	0	0	0						
Willie Mays, R (1, 8) OBP: 0.359, SLG: 0.507										4	2	3	4	0	0	1						
Ed Bailey, L (1, 2) OBP: 0.363, SLG: 0.497										3	0	1	1	1	0	3						
Felipe Alou, R (1, 9) OBP: 0.311, SLG: 0.469										4	0	1	1	0	1	3						
Jim Davenport, R (1, 5) OBP: 0.274, SLG: 0.329										4	0	0	0	0	0	1						
Ernie Bowman, R (1, 6) OBP: 0.200, SLG: 0.222										4	0	1	0	0	0	0						
Billy Pierce, L (1, 1) OBP: 0.200, SLG: 0.130										1	0	1	0	0	0	0						
Bobby Bolin, R (4, 1) OBP: 0.190, SLG: 0.056										1	0	0	0	0	1	0						
Billy Hoelt, L (7, 1)										0	0	0	0	1	0	0						
Inning Stats	R: 3 E: 0 K: 0 S: 7	H: 3 LOB: 1 BB: 0 P: 7	R: 0 E: 0 K: 0 S: 3	H: 1 LOB: 0 BB: 0 P: 3	R: 1 E: 0 K: 1 S: 7	H: 3 LOB: 1 BB: 0 P: 7	R: 0 E: 0 K: 1 S: 5	H: 0 LOB: 0 BB: 0 P: 5	R: 3 E: 0 K: 0 S: 4	H: 2 LOB: 0 BB: 2 P: 12	R: 0 E: 0 K: 0 S: 4	H: 1 LOB: 1 BB: 0 P: 4	R: 1 E: 0 K: 0 S: 5	H: 2 LOB: 1 BB: 0 P: 5	R: 0 E: 0 K: 0 S: 3	H: 0 LOB: 1 BB: 1 P: 7	1B: 8 2B: 4 3B: 0 HR: 1	SF: 0 SAC: 1 DP: 3 HBP: 0	WP: 0 PB: 0 SB: 0 CS: 0	PA: 37		
PITCHER	IP WLS BF H R ER SO BB IBB HBP BLK WP HR S P ERA WHIP																					
Galen Cisco, R (1, 1) ERA: 4.92	2.0	L	13	7	4	4	0	0	0	0	0	0	0	0	13	13	18.00	3.500				
Jay Hook, R (3, 1) ERA: 5.88	3.0		11	2	3	3	2	2	0	0	0	0	0	1	13	21	9.00	1.333				
Ken Mackenzie, L (6, 1) ERA: 5.0	2.0		9	3	1	1	0	0	0	0	0	0	0	9	9	4.50	1.500					
Roger Craig, R (8, 1) ERA: 4.05	1.0		4	0	0	0	0	1	0	0	0	0	0	3	7	0.00	1.000					

AB	33
R	8
H	12
RBI	8
BB	3
SO	2
LOB	13



Batter	1	2	3	4	5	6	7	8	9	AB	R	H	RBI	BB	SO	LOB	TOP					
Bill Virdon, L OBP: 0.302, SLG: 0.347 (1, 8)										5	0	2	2	0	0	0	Pittsburgh Pirates @ San Francisco Giants Candlestick Park, San Francisco, CA Fri Jul 26 1963, 10:05 PM EDT Att: 27,017 - Unknown					
Manny Mota, R OBP: 0.384, SLG: 0.355 Roy Face, R (8, 1)										5	0	0	0	0	1	3						
Roberto Clemente, R OBP: 0.363, SLG: 0.499 (1, 9)										4	0	0	0	1	1	2						
Bill Mazerowski, R OBP: 0.324, SLG: 0.412 (1, 4)										5	0	2	0	0	0	1						
Donn Clendenon, R OBP: 0.354, SLG: 0.478 (1, 3)									3	1	2	0	1	1	0							
Bob Bailey, R OBP: 0.310, SLG: 0.339 (1, 5)									5	0	0	0	0	0	8							
Smoky Burgess, L OBP: 0.340, SLG: 0.395 (1, 2)									3	1	1	0	2	0	0							
Johnny Logan, R OBP: 0.303, SLG: 0.241 (1, 6)									5	2	2	1	0	1	6							
Don Cardwell, R OBP: 0.178, SLG: 0.075 Willie Stargell, L OBP: 0.275, SLG: 0.363 Al McBean, R OBP: 0.185, SLG: 0.296 Jerry Lynch, L OBP: 0.353, SLG: 0.480 (8, 7)									1	0	0	0	0	1	0							
Inning Stats	R: 0 E: 0 K: 0 S: 4	H: 1 LOB: 3 BB: 2 P: 12	R: 0 E: 0 K: 1 S: 5	H: 0 LOB: 0 BB: 0 P: 5	R: 0 E: 1 K: 0 S: 4	H: 0 LOB: 1 BB: 0 P: 4	R: 3 E: 1 K: 1 S: 9	H: 4 LOB: 1 BB: 0 P: 9	R: 0 E: 1 K: 2 S: 9	H: 1 LOB: 3 BB: 1 P: 13	R: 0 E: 0 K: 1 S: 5	H: 0 LOB: 0 BB: 0 P: 5	R: 0 E: 0 K: 0 S: 5	H: 0 LOB: 1 BB: 0 P: 5	R: 1 E: 0 K: 0 S: 5	H: 2 LOB: 1 BB: 0 P: 5	R: 0 E: 0 K: 0 S: 4	H: 1 LOB: 3 BB: 1 P: 9	1B: 8 2B: 0 3B: 1 HR: 0	SF: 0 SAC: 1 DP: 0 HBP: 1	WP: 0 PB: 0 SB: 1 CS: 0	PA: 44
PITCHER	IP WLS BF H R ER SO BB IBB HBP BLK WP HR S P ERA WHIP																					
Billy O'Dell, L ERA: 3.05	4.0	20	5	3	2	2	2	0	0	0	0	0	0	0	22	30	4.50	1.750				
Jim Duffalo, R ERA: 3.3	3.1	15	2	1	1	4	0	1	0	0	0	0	0	22	26	2.70	0.600					
Billy Hoelt, L ERA: 4.35	0.1	2	1	0	0	0	0	0	0	0	0	2	2	0.00	3.000							
Jack Fisher, R ERA: 3.67	1.1	W	7	1	0	0	0	1	0	1	0	0	5	10	0.00	1.500						

Batter	1	2	3	4	5	6	7	8	9	AB	R	H	RBI	BB	SO	LOB	BOTTOM			
Harvey Kuenn, R OBP: 0.367, SLG: 0.439 (1, 7)										5	0	2	0	0	0	2	Pittsburgh Pirates @ San Francisco Giants Candlestick Park, San Francisco, CA Fri Jul 26 1963, 10:05 PM EDT Att: 27,017 - Unknown			
Chuck Hillier, L OBP: 0.241, SLG: 0.248 (1, 4)										4	1	2	2	0	0	0				
Willie McCovey, L OBP: 0.375, SLG: 0.605 (1, 3)										4	1	1	1	0	0	4				
Willie Mays, R OBP: 0.355, SLG: 0.501 (1, 8)										4	0	0	0	0	0	3				
Ed Bailey, L OBP: 0.370, SLG: 0.500 Jose Pagan, R OBP: 0.248, SLG: 0.243 (8, 6)										3	1	2	0	1	0	2				
Felipe Alou, R OBP: 0.308, SLG: 0.464 (1, 9)										4	0	0	0	0	0	3				
Jim Davenport, R OBP: 0.280, SLG: 0.340 (1, 5)									2	2	1	2	2	1	0					
Ernie Bowman, R OBP: 0.190, SLG: 0.211 Tom Haller, L OBP: 0.332, SLG: 0.414 (8, 2)										3	0	0	0	0	0	1				
Billy O'Dell, S OBP: 0.246, SLG: 0.259 Matty Alou, L OBP: 0.194, SLG: 0.154 Jim Duffalo, R OBP: 0.175, SLG: 0.125 Billy Hoelt, L OBP: 0.250, SLG: 0.292 Jack Fisher, R OBP: 0.353, SLG: 0.480 Orlando Cepeda, R OBP: 0.334, SLG: 0.500 (8, 1)									1	1	1	0	0	0	0	0				
Inning Stats	R: 0 E: 1 K: 0 S: 4	H: 1 LOB: 1 BB: 0 P: 4	R: 2 E: 0 K: 0 S: 5	H: 3 LOB: 0 BB: 0 P: 5	R: 0 E: 0 K: 0 S: 5	H: 2 LOB: 2 BB: 0 P: 5	R: 1 E: 0 K: 0 S: 4	H: 1 LOB: 1 BB: 1 P: 8	R: 1 E: 0 K: 1 S: 5	H: 2 LOB: 1 BB: 0 P: 5	R: 0 E: 0 K: 0 S: 3	H: 0 LOB: 0 BB: 0 P: 3	R: 0 E: 0 K: 0 S: 3	H: 0 LOB: 2 BB: 2 P: 11	R: 2 E: 0 K: 0 S: 3	H: 2 LOB: 2 BB: 0 P: 3	1B: 8 2B: 0 3B: 0 HR: 3	SF: 0 SAC: 1 DP: 1 HBP: 0	WP: 0 PB: 0 SB: 0 CS: 1	PA: 39
PITCHER	IP WLS BF H R ER SO BB IBB HBP BLK WP HR S P ERA WHIP																			
Don Cardwell, R ERA: 3.65	5.0	24	9	4	4	0	1	0	0	0	0	8	8	0.00	0.000					
Al McBean, R ERA: 2.21	2.0	6	0	0	0	1	0	0	0	0	0	8	8	0.00	0.000					
Roy Face, R ERA: 3.6	1.1	L	8	2	2	2	0	1	1	0	0	1	6	14	13.50	2.250				



Batter	1	2	3	4	5	6	7	8	9	AB	R	H	RBI	BB	SO	LOB	TOP			
Bob Bailey, R (1.5) OBP: 0.312, SLG: 0.341	0-0 1-3			0-0 FC3-6 1B		0-0 FC6 1B		0-0 F3		4	0	2	0	0	0	1				
Bill Virdon, L (1.8) OBP: 0.299, SLG: 0.343	0-0 6-3			0-0 FC3-6 K2-6-2		0-0 FC6			0-3 K	4	0	0	0	0	1	3				
Roberto Clemente, R (1.9) OBP: 0.360, SLG: 0.483	0-0 6-3			0-3 K2-6-2					0-3 K	4	0	0	0	0	3	1				
Bill Mazerowski, R (1.4) OBP: 0.320, SLG: 0.407		0-0 6-3			0-0 4-3				0-0 6-3	4	0	0	0	0	0	0				
Willie Stargell, L (1.7) OBP: 0.276, SLG: 0.378		0-0 F4			0-3 K				0-0 HR	3	1	1	1	0	1	0				
Smoky Burgess, L (1.2) OBP: 0.335, SLG: 0.389		0-3 K			0-0 6-3				0-0 F8	3	0	0	0	0	1	0				
Donn Clendenon, R (1.3) OBP: 0.354, SLG: 0.480			0-0 L1			0-0 F9			0-0 G4-3 2B	3	0	1	0	0	0	0				
Johnny Logan, R (1.6) OBP: 0.312, SLG: 0.252			0-0 F8			0-0 1B 1B			0-0 G4-3 1B	3	0	2	0	0	0	0				
Bob Friend, R (1.1) OBP: 0.111, SLG: 0.097			0-0 6-3			0-3 K			0-0 G4-3	2	0	0	0	0	1	1				
Jerry Lynch, L (8, PH) OBP: 0.351, SLG: 0.477									1-2 2-3	1	0	0	0	0	0	2				
Al McBean, R (8, 1) OBP: 0.185, SLG: 0.296										0	0	0	0	0	0	0				
Harvey Haddix, L (8, 1) OBP: 0.182, SLG: 0.400										0	0	0	0	0	0	0				
Tommie Sisk, R (8, 1)										0	0	0	0	0	0	0				
Inning Stats	R: 0 E: 0 K: 0 S: 3	H: 0 LOB: 0 BB: 0 P: 3	R: 0 E: 0 K: 1 S: 5	H: 0 LOB: 0 BB: 0 P: 5	R: 0 E: 0 K: 0 S: 3	H: 1 LOB: 1 BB: 0 P: 5	R: 0 E: 0 K: 1 S: 5	H: 0 LOB: 0 BB: 0 P: 5	R: 0 E: 0 K: 1 S: 7	H: 2 LOB: 2 BB: 0 P: 7	R: 1 E: 0 K: 1 S: 6	H: 1 LOB: 0 BB: 0 P: 6	R: 0 E: 0 K: 0 S: 4	H: 2 LOB: 1 BB: 0 P: 4	R: 0 E: 0 K: 2 S: 7	H: 0 LOB: 0 BB: 0 P: 7	1B: 4 2B: 2 3B: 0 HR: 1	SF: 0 SAC: 0 DP: 2 HBP: 0	WP: 0 PB: 0 SB: 0 CS: 0	PA: 31
PITCHER Juan Marichal, R (1.1) ERA: 2.04	IP: 9.0 WLS: W BF: 31 H: 6 R: 1 ER: 1 SO: 7 BB: 0 IBB: 0 HBP: 0 BLK: 0 WP: 0 HR: 1 S: 45 P: 45 ERA: 1.00 WHIP: 0.667																			

Pittsburgh Pirates @ San Francisco Giants
Candlestick Park, San Francisco, CA
Sat Jul 27 1963, 6:33 AM EDT
Att: 23,021 - Unknown

AB	31
R	1
H	6
RBI	1
BB	0
SO	7
LOB	8




Batter	1	2	3	4	5	6	7	8	9	AB	R	H	RBI	BB	SO	LOB	BOTTOM			
Harvey Kuenn, R (1.9) OBP: 0.365, SLG: 0.436	0-0 E6 G4-6-3 1B		0-0 G6-4-3 1B			0-0 1-3		0-0 F9		4	0	1	0	0	0	0				
Chuck Hillier, L (1.4) OBP: 0.245, SLG: 0.252	0-0 G4-6-3 1-2 1B		0-0 G6-4-3 1-2			0-0 F5		0-0 3H BB 1B		4	0	2	0	0	0	1				
Willie McCovey, L (1.7) OBP: 0.373, SLG: 0.599	0-0 G4-6-3 1-2 2-3		0-0 F9			0-3 K		4-0 BB G6-4-3 BB		3	0	0	0	1	1	2				
Willie Mays, R (1.8) OBP: 0.352, SLG: 0.496	0-0 4-3			0-0 1-3				0-0 F9 G6-4-3		4	0	0	0	0	0	3				
Ed Bailey, L (1.2) OBP: 0.369, SLG: 0.497		0-0 1B SF8 1B		0-3 K				0-0 L3		3	1	1	0	0	1	0				
Orlando Cepeda, R (1.3) OBP: 0.337, SLG: 0.503		0-0 1-3 1B		0-0 F9				0-0 1B		3	0	2	0	0	0	0				
Jim Davenport, R (1.5) OBP: 0.277, SLG: 0.337		0-3 K			0-0 1-3			0-0 4-3		3	0	0	0	0	1	3				
Jose Pagan, R (1.6) OBP: 0.249, SLG: 0.244		0-0 SF8			0-0 6-3			0-0 E8 SH 1B		2	1	1	1	0	0	0				
Juan Marichal, R (1.1) OBP: 0.155, SLG: 0.157		3H F4			0-0 5-3			0-0 SH E		2	1	0	0	0	0	1				
Inning Stats	R: 0 E: 1 K: 0 S: 4	H: 1 LOB: 1 BB: 0 P: 4	R: 1 E: 0 K: 1 S: 7	H: 2 LOB: 1 BB: 0 P: 7	R: 0 E: 0 K: 0 S: 3	H: 1 LOB: 0 BB: 0 P: 3	R: 0 E: 0 K: 1 S: 5	H: 0 LOB: 0 BB: 0 P: 5	R: 0 E: 0 K: 0 S: 5	H: 0 LOB: 0 BB: 0 P: 5	R: 0 E: 0 K: 0 S: 4	H: 1 LOB: 1 BB: 0 P: 4	R: 2 E: 3 K: 0 S: 5	H: 2 LOB: 1 BB: 1 P: 9	R: 0 E: 0 K: 0 S: 0	H: 0 LOB: 0 BB: 0 P: 0	1B: 7 2B: 0 3B: 0 HR: 0	SF: 1 SAC: 1 DP: 3 HBP: 0	WP: 0 PB: 0 SB: 0 CS: 0	PA: 31
PITCHER Bob Friend, R (1.1) ERA: 1.97	IP: 7.0 WLS: L BF: 25 H: 5 R: 1 ER: 1 SO: 3 BB: 0 IBB: 0 HBP: 0 BLK: 0 WP: 0 HR: 0 S: 31 P: 31 ERA: 1.29 WHIP: 0.714																			
Al McBean, R (8, 1) ERA: 2.3	0.1	L	3	1	2	1	0	0	0	0	0	0	0	0	0	0	0	27.00	3.000	
Harvey Haddix, L (8, 1) ERA: 4.01	0.0		2	1	0	0	0	1	0	0	0	0	0	0	0	0	0	∞	∞	
Tommie Sisk, R (8, 1) ERA: 3.35	0.2		1	0	0	0	0	0	0	0	0	0	0	0	0	0	0	0.00	0.000	

Pittsburgh Pirates @ San Francisco Giants
Candlestick Park, San Francisco, CA
Sat Jul 27 1963, 6:33 AM EDT
Att: 23,021 - Unknown

AB	28
R	3
H	7
RBI	1
BB	1
SO	3
LOB	10



Batter	1	2	3	4	5	6	7	8	9	AB	R	H	RBI	BB	SO	LOB	TOP			
Bob Bailey, R (1.5) OBP: 0.314, SLG: 0.343	0-0 5-3 1B		0-0 FC1-5 1B		0-0 F5			0-0 F6		4	1	2	0	0	0	0	Pittsburgh Pirates @ San Francisco Giants Candlestick Park, San Francisco, CA Sun Jul 28 1963, 6:33 AM EDT Att: 32,412 - Unknown livebaseballscorecards.com			
Bill Virdon, L (1.8) OBP: 0.296, SLG: 0.341	0-0 5-3		0-0 FC1-5 G6-3		0-0			0-0 F7		4	0	1	0	0	0	3				
Roberto Clemente, R (1.9) OBP: 0.391, SLG: 0.483	0-0		0-0 G6-3		0-0 4-3			0-0 FC6-4 1B		4	0	2	1	0	0	3				
Bill Mazerolski, R (1.4) OBP: 0.317, SLG: 0.402	0-0 FC4-6				0-0 F8			0-0 FC6-4		4	0	0	0	0	0	2				
Willie Stargell, L (1.7) OBP: 0.271, SLG: 0.371	0-3 K				0-0 F9				0-3 K	4	0	0	0	0	2	1				
Smoky Burgess, L (1.2) OBP: 0.338, SLG: 0.388		0-0 FC5-4 1B			4-0 1B BB			0-0 F5		3	0	1	0	1	0	0				
Donn Clendenon, R (1.3) OBP: 0.353, SLG: 0.477		0-0 FC5-4 CS			0-0 FC6-4 1B			0-0 F3		4	0	1	0	0	1	1				
Johnny Logan, R (1.6) OBP: 0.305, SLG: 0.246		0-3 K			0-0 FC6-4			0-0 F7		3	0	0	0	0	1	3				
Don Schwall, R (1.1) OBP: 0.200, SLG: 0.184					0-0 6-3			0-0 6-3		3	0	1	0	0	0	0				
Harvey Haddix, L (7.1) OBP: 0.162, SLG: 0.400					0-0 FC1-5 1B					0	0	0	0	0	0	0				
Roy Face, R (7.1)					0-0 1B					0	0	0	0	0	0	0				
Inning Stats	R: 1 E: 0 K: 1 S: 7	H: 2 LOB: 1 BB: 0 P: 7	R: 0 E: 0 K: 1 S: 5	H: 1 LOB: 1 BB: 0 P: 5	R: 0 E: 0 K: 0 S: 4	H: 2 LOB: 1 BB: 0 P: 4	R: 0 E: 0 K: 0 S: 4	H: 1 LOB: 2 BB: 1 P: 8	R: 0 E: 0 K: 0 S: 3	H: 0 LOB: 0 BB: 0 P: 3	R: 0 E: 0 K: 0 S: 3	H: 0 LOB: 0 BB: 0 P: 3	R: 0 E: 0 K: 2 S: 4	H: 1 LOB: 1 BB: 0 P: 4	R: 0 E: 0 K: 2 S: 7	H: 0 LOB: 0 BB: 0 P: 7	1B: 8 2B: 1 3B: 0 HR: 0	SF: 0 SAC: 0 DP: 2 HBP: 0	WP: 0 PB: 0 SB: 0 CS: 1	PA: 34
PITCHER Jack Sanford, R (1.1) ERA: 3.4	IP: 9.0 WLS: W BF: 34 H: 8 R: 1 ER: 1 SO: 4 BB: 1 IBB: 0 HBP: 0 BLK: 0 WP: 0 HR: 0 S: 41 P: 45 ERA: 1.00 WHIP: 1.000															PITCHER				

Batter	1	2	3	4	5	6	7	8	9	AB	R	H	RBI	BB	SO	LOB	BOTTOM			
Harvey Kuenn, R (1.9) OBP: 0.365, SLG: 0.435	0-0 6-3		0-0 L6 WP 1B		0-0 F9			1-0 SH3-4		3	0	1	0	0	0	0	Pittsburgh Pirates @ San Francisco Giants Candlestick Park, San Francisco, CA Sun Jul 28 1963, 6:33 AM EDT Att: 32,412 - Unknown livebaseballscorecards.com			
Felipe Alou, R (8.9) OBP: 0.310, SLG: 0.464								HBP		0	0	0	0	0	0	0				
Chuck Hillier, L (1.4) OBP: 0.252, SLG: 0.256	0-0		4-0 1B		0-0 F7			0-0 G3		4	0	2	0	1	0	2				
Willie McCovey, L (1.7) OBP: 0.375, SLG: 0.596	4-0 1B		0-0 L6		1-0 F6					2	1	0	0	1	0	4				
Willie Mays, R (1.8) OBP: 0.353, SLG: 0.503	0-0 G6-4-3		0-0 F7		0-0 HR			4-0 HBP		3	1	1	2	1	0	3				
Orlando Cepeda, R (1.3) OBP: 0.341, SLG: 0.503			0-0 4-1 1B		1-0 G6-4-3 HBP			0-0 L5		2	0	1	1	1	0	0				
Tom Haller, L (1.2) OBP: 0.330, SLG: 0.416			0-0 4-1		0-0 F7			0-0 K		4	0	1	0	0	1	5				
Jim Davenport, R (1.5) OBP: 0.280, SLG: 0.337			0-0 F4		0-0 G6-4-3			4-0 2B		3	0	1	0	1	0	2				
Jose Pagan, R (1.6) OBP: 0.249, SLG: 0.242			4-0 BB		0-0 6-3			0-0 G3		3	0	0	0	1	0	3				
Jack Sanford, R (1.1) OBP: 0.200, SLG: 0.188			0-0 4-3		0-0 6-3			0-0 5-3		3	1	0	0	1	0	3				
Inning Stats	R: 0 E: 0 K: 0 S: 3	H: 1 LOB: 1 BB: 1 P: 7	R: 0 E: 0 K: 0 S: 4	H: 1 LOB: 2 BB: 1 P: 8	R: 0 E: 0 K: 0 S: 2	H: 0 LOB: 0 BB: 0 P: 3	R: 0 E: 0 K: 0 S: 3	H: 0 LOB: 0 BB: 0 P: 3	R: 2 E: 0 K: 0 S: 5	H: 2 LOB: 2 BB: 1 P: 10	R: 1 E: 0 K: 1 S: 6	H: 1 LOB: 3 BB: 3 P: 18	R: 0 E: 0 K: 0 S: 4	H: 1 LOB: 2 BB: 0 P: 5	R: 0 E: 0 K: 2 S: 7	H: 0 LOB: 0 BB: 0 P: 7	1B: 5 2B: 2 3B: 0 HR: 1	SF: 0 SAC: 1 DP: 3 HBP: 3	WP: 1 PB: 0 SB: 0 CS: 0	PA: 38
PITCHER Don Schwall, R (1.1) ERA: 2.53	IP: 6.1 WLS: L BF: 29 H: 6 R: 3 ER: 3 SO: 3 BB: 4 IBB: 1 HBP: 2 BLK: 0 WP: 1 HR: 1 S: 22 P: 44 ERA: 4.26 WHIP: 1.579															PITCHER				
Harvey Haddix, L (7.1) ERA: 3.99	0.1	1	0	0	0	0	0	0	0	0	0	1	1	0.00	0.000					
Roy Face, R (7.1) ERA: 3.48	1.1	8	1	0	0	1	1	1	1	0	0	0	7	16	0.00	1.500				

Batter	1	2	3	4	5	6	7	8	9	AB	R	H	RBI	BB	SO	LOB	TOP										
Bob Bailey, R OBP: 0.315, SLG: 0.340 (1, 5)	0-0 6-3	4-0 1B 1-2 1B BB		0-0 F9		4-0 1B 1-2 BB		0-0 F9		3	1	0	0	2	0	0											
Bill Virdon, L OBP: 0.303, SLG: 0.345 (1, 8)	0-0 2B 1B	0-0 1B 1-2 2-3 3-H		0-0 F7		0-0 1B 1-2 2-H		0-0 F8		5	0	3	2	0	0	0											
Roberto Clemente, R OBP: 0.364, SLG: 0.488 (1, 9)	0-0 1-3 2B	0-0 1-3 2-H 3-H		0-0 FC6-4 1B		4-3		0-0 6-3		5	0	3	2	0	0	2											
Jerry Lynch, L OBP: 0.346, SLG: 0.468 (1, 7)	0-3 K	0-0 F7		0-3 K		0-0 P6		0-0 1B		5	0	1	0	0	2	5											
Smoky Burgess, L OBP: 0.338, SLG: 0.388 (1, 2)	0-0 4-3		0-0 1B		0-0 F9		0-0 1B		0-0 F8		5	0	2	0	0	4											
Bill Mazeroski, R OBP: 0.313, SLG: 0.397 (1, 4)		0-0 6-3	0-0 F8		0-0 FC6-4 1-2		0-0 P3			4	0	0	0	0	3												
Donn Clendenon, R OBP: 0.349, SLG: 0.472 (1, 3)		0-0 6-3	0-0 F8		0-0 6-3		0-0 F7			4	0	0	0	0	2												
Johnny Logan, R OBP: 0.303, SLG: 0.239 (1, 6)		4-0 1B 1B BB	0-0 2-3		0-0 6-3		0-0 6-3			3	1	0	0	1	0	1											
Earl Francis, R OBP: 0.402, SLG: 0.550 Vern Law, R OBP: 0.317, SLG: 0.217 Tommie Sisk, R OBP: 0.352, SLG: 0.375 Manny Mota, R OBP: 0.345, SLG: 0.375 Bob Veale, S OBP: 0.304, SLG: 0.368 Ron Brand, R OBP: 0.365, SLG: 0.296 (1, 1) (3, 1) (5, 1) (6, PH) (6, 1) (6, PH) (8, 1)		0-0 1B 1B BB	0-0 4-3		0-0 4-3		0-0 F7			1	1	1	0	0	0	0											
Inning Stats	R: 0 E: 0 K: 1 S: 7	H: 2 LOB: 2 BB: 0 P: 7	R: 3 E: 0 K: 0 S: 6	H: 3 LOB: 2 BB: 2 P: 14	R: 0 E: 0 K: 0 S: 4	H: 1 LOB: 1 BB: 0 P: 4	R: 0 E: 0 K: 0 S: 3	H: 0 LOB: 0 BB: 0 P: 3	R: 0 E: 0 K: 1 S: 6	H: 1 LOB: 1 BB: 0 P: 6	R: 1 E: 0 K: 0 S: 5	H: 2 LOB: 2 BB: 1 P: 9	R: 0 E: 0 K: 0 S: 4	H: 1 LOB: 1 BB: 0 P: 4	R: 0 E: 0 K: 0 S: 3	H: 0 LOB: 0 BB: 0 P: 3	R: 0 E: 0 K: 0 S: 4	H: 1 LOB: 1 BB: 0 P: 4	1B: 10 2B: 1 3B: 0 HR: 0	SF: 0 SAC: 0 DP: 0 HBP: 0	WP: 0 PB: 0 SB: 0 CS: 0	PA: 41					
PITCHER	IP	WLS	BF	H	R	ER	SO	BB	IBB	HBP	BLK	WP	HR	S	P	ERA	WHIP										
Gaylord Perry, R ERA: 4.05	2.0		14	6	3	3	1	2	0	0	0	0	0	14	22	13.50	4.000										
Jim Duffalo, R ERA: 3.09	3.0	W	10	1	0	0	1	0	0	0	0	0	0	12	12	0.00	0.333										
Jack Fisher, R ERA: 3.72	1.0		6	2	1	1	0	1	0	0	0	0	0	5	9	9.00	3.000										
Billy Pierce, L ERA: 3.86	3.0	S	11	2	0	0	0	0	0	0	0	0	0	11	11	0.00	0.667										

Pittsburgh Pirates @ San Francisco Giants
Candlestick Park, San Francisco, CA
Mon Jul 29 1963, 6:33 AM EDT
Att: 12,089 - Unknown

AB	38
R	4
H	11
RBI	4
BB	3
SO	2
LOB	17



Batter	1	2	3	4	5	6	7	8	9	AB	R	H	RBI	BB	SO	LOB	BOTTOM										
Harvey Kuenn, R OBP: 0.363, SLG: 0.432 (1, 9)	0-0 5-3		0-0 F8		0-0 BB HR	0-0 FC5		0-0 4-3		4	1	1	0	0	0	2											
Billy Pierce, L OBP: 0.192, SLG: 0.125 (7, 1)										1	0	0	0	0	0	0											
Chuck Hillier, L OBP: 0.252, SLG: 0.268 (1, 4)	0-0 F8		0-0 HR		0-0 F8	0-0 F9				4	1	1	1	0	0	3											
Willie McCovey, L OBP: 0.376, SLG: 0.594 (1, 7)	0-0 FC6-4 1B		0-0 F9		4-0 1-2 HR BB	0-3 K				3	1	1	0	1	1	2											
Willie Mays, R OBP: 0.355, SLG: 0.509 (1, 8)	0-0 FC6-4 1-2		0-0 F7		0-0 1-2 HR	0-0 K BB				3	1	1	3	1	0	1											
Ed Bailey, L OBP: 0.371, SLG: 0.498 (1, 2)		0-0 G5-3 BB 1B		0-0 4-3	0-0 1B	0-0 1B		0-3 K		4	0	2	0	0	1	1											
Orlando Cepeda, R OBP: 0.345, SLG: 0.504 (1, 3)		4-0 G5-3 1B BB		0-0 F8	0-0 1-2 1B	0-0 1B		0-0 1B		3	1	2	0	1	0	0											
Jim Davenport, R OBP: 0.279, SLG: 0.339 (1, 5)		0-0 G5-3 1-2 2-3		0-0 2B	0-0 5-3	0-0 4-3				4	0	1	0	0	0	5											
Jose Pagan, R OBP: 0.255, SLG: 0.249 (1, 6)		0-0 1B		0-0 6-3		0-0 1B FC5 2B		4-0 G5-4-3 BB		3	0	2	1	1	0	1											
Gaylord Perry, R OBP: 0.221, SLG: 0.308 Jim Duffalo, R OBP: 0.125, SLG: 0.125 Matty Alou, R OBP: 0.152, SLG: 0.152 Jack Fisher, R OBP: 0.351, SLG: 0.464 (1, 1) (3, 1) (5, PH) (6, 1) (6, PH) (7, 9)		0-3 K		0-0 P3		0-0 FC5 1B		0-0 G5-4-3		1	0	0	0	0	1	1											
Inning Stats	R: 0 E: 0 K: 0 S: 4	H: 1 LOB: 1 BB: 0 P: 4	R: 1 E: 0 K: 1 S: 6	H: 2 LOB: 1 BB: 1 P: 10	R: 1 E: 0 K: 0 S: 4	H: 1 LOB: 0 BB: 0 P: 4	R: 0 E: 0 K: 0 S: 4	H: 1 LOB: 1 BB: 0 P: 4	R: 3 E: 0 K: 1 S: 7	H: 4 LOB: 2 BB: 1 P: 11	R: 0 E: 0 K: 1 S: 5	H: 2 LOB: 2 BB: 0 P: 7	R: 0 E: 0 K: 1 S: 5	H: 1 LOB: 1 BB: 1 P: 9	R: 0 E: 0 K: 0 S: 2	H: 0 LOB: 0 BB: 1 P: 6	R: 0 E: 0 K: 0 S: 4	H: 1 LOB: 1 BB: 0 P: 4	1B: 8 2B: 2 3B: 0 HR: 2	SF: 0 SAC: 0 DP: 2 HBP: 0	WP: 0 PB: 0 SB: 0 CS: 0	PA: 37					
PITCHER	IP	WLS	BF	H	R	ER	SO	BB	IBB	HBP	BLK	WP	HR	S	P	ERA	WHIP										
Earl Francis, R ERA: 4.98	2.0		14	5	4	4	0	1	0	0	0	0	2	13	17	13.50	2.250										
Vern Law, R ERA: 5.00	0.1		2	1	0	0	0	0	0	0	0	0	0	2	2	0.00	3.000										
Tommie Sisk, R ERA: 3.33	0.1		2	1	0	0	0	0	0	0	0	0	0	2	2	0.00	3.000										
Bob Veale, L ERA: 0.5	2.0		9	3	0	0	2	1	0	0	0	0	0	12	16	0.00	2.000										
Al McBean, R ERA: 2.27	1.0		3	0	0	0	0	1	0	0	0	0	0	2	6	0.00	1.000										

Pittsburgh Pirates @ San Francisco Giants
Candlestick Park, San Francisco, CA
Mon Jul 29 1963, 6:33 AM EDT
Att: 12,089 - Unknown

AB	33
R	5
H	12
RBI	5
BB	4
SO	3
LOB	17



Batter	1	2	3	4	5	6	7	8	9	AB	R	H	RBI	BB	SO	LOB	TOP			
Tony Taylor, R OBP: 0.338, SLG: 0.362 (1, 4)										5	0	2	0	0	1	1	Philadelphia Phillies @ San Francisco Giants Candlestick Park, San Francisco, CA Tue Jul 30 1963, 10:05 PM EDT Att: 20,686 - Unknown			
Johnny Callison, L OBP: 0.338, SLG: 0.464 (1, 9)										4	0	0	0	0	2	3				
Tony Gonzalez, L OBP: 0.388, SLG: 0.461 (1, 8)										4	0	2	0	0	1	2				
Roy Sievers, R OBP: 0.307, SLG: 0.429 (1, 3)										4	0	1	0	0	1	2				
Wes Covington, L OBP: 0.385, SLG: 0.569 (1, 7)										4	0	1	0	0	0	2				
Don Hoak, R OBP: 0.286, SLG: 0.336 (1, 5)										3	0	2	0	1	0	1				
Clay Dalrymple, L OBP: 0.327, SLG: 0.352 (1, 2)										4	0	1	0	0	0	4				
Ruben Amaro, R OBP: 0.282, SLG: 0.307 (1, 6)										4	0	1	0	0	0	2				
Ray Culp, R OBP: 0.176, SLG: 0.192 (5, 1)										2	0	0	0	0	1	4				
Johnny Klippstein, R OBP: 0.333, SLG: 0.459 (7, PH)										0	0	0	0	0	0	0				
Don Demeter, R OBP: 0.333, SLG: 0.459 (7, PH)										0	0	0	0	0	0	0				
Art Mahaffey, R OBP: 0.279, SLG: 0.188 (7, PH)										0	0	0	0	0	0	0				
Ryne Duren, R OBP: 0.279, SLG: 0.188 (7, PH)										0	0	0	0	0	0	0				
Earl Averill, R OBP: 0.321, SLG: 0.340 (9, PH)										1	0	0	0	0	0	0				
Inning Stats	R: 0 E: 0 K: 2 S: 8	H: 1 LOB: 1 BB: 0 P: 8	R: 0 E: 0 K: 0 S: 5	H: 2 LOB: 2 BB: 0 P: 5	R: 0 E: 0 K: 2 S: 8	H: 1 LOB: 2 BB: 1 P: 8	R: 0 E: 0 K: 1 S: 6	H: 3 LOB: 0 BB: 0 P: 10	R: 0 E: 0 K: 0 S: 4	H: 1 LOB: 1 BB: 0 P: 4	R: 0 E: 0 K: 1 S: 6	H: 1 LOB: 1 BB: 0 P: 6	R: 0 E: 0 K: 0 S: 5	H: 3 LOB: 2 BB: 0 P: 5	R: 0 E: 0 K: 0 S: 3	H: 0 LOB: 0 BB: 0 P: 3	1B: 11 2B: 1 3B: 0 HR: 0	SF: 0 SAC: 0 DP: 2 HBP: 0	WP: 0 PB: 0 SB: 2 CS: 0	PA: 37
PITCHER Billy O'Dell, L ERA: 2.88 (1, 1)	IP: 9.0 WLS: W BF: 37 H: 11 R: 0 ER: 0 SO: 6 BB: 1 IBB: 0 HBP: 0 BLK: 0 WP: 0 HR: 0 S: 48 P: 52 ERA: 0.00 WHIP: 1.333																			

Batter	1	2	3	4	5	6	7	8	9	AB	R	H	RBI	BB	SO	LOB	BOTTOM			
Harvey Kuenn, R OBP: 0.365, SLG: 0.435 (8, 7)										3	1	1	0	1	1	0	Philadelphia Phillies @ San Francisco Giants Candlestick Park, San Francisco, CA Tue Jul 30 1963, 10:05 PM EDT Att: 20,686 - Unknown			
Chuck Hillier, L OBP: 0.249, SLG: 0.265 (1, 4)										3	1	0	0	0	1	1				
Willie McCovey, L OBP: 0.375, SLG: 0.598 (1, 7)										4	1	1	3	0	2	0				
Felipe Alou, R OBP: 0.311, SLG: 0.464 (8, 9)										0	0	0	0	0	0	0				
Willie Mays, R OBP: 0.358, SLG: 0.517 (1, 8)										4	2	3	0	0	0	0				
Ed Bailey, L OBP: 0.373, SLG: 0.495 (1, 2)										3	0	1	0	1	1	2				
Orlando Cepeda, R OBP: 0.342, SLG: 0.499 (1, 3)										4	0	0	0	0	1	4				
Jim Davenport, R OBP: 0.279, SLG: 0.337 (1, 5)										2	0	0	1	1	1	1				
Jose Pagan, R OBP: 0.259, SLG: 0.253 (1, 6)										3	0	2	1	0	0	0				
Billy O'Dell, S OBP: 0.233, SLG: 0.246 (1, 1)										3	0	0	0	0	2	4				
Inning Stats	R: 0 E: 0 K: 2 S: 7	H: 0 LOB: 0 BB: 0 P: 7	R: 1 E: 0 K: 2 S: 9	H: 2 LOB: 2 BB: 1 P: 13	R: 0 E: 0 K: 0 S: 2	H: 0 LOB: 0 BB: 1 P: 6	R: 1 E: 0 K: 1 S: 8	H: 3 LOB: 2 BB: 0 P: 8	R: 3 E: 1 K: 0 S: 6	H: 3 LOB: 0 BB: 0 P: 6	R: 0 E: 0 K: 1 S: 5	H: 0 LOB: 0 BB: 0 P: 5	R: 0 E: 0 K: 2 S: 7	H: 0 LOB: 0 BB: 0 P: 7	R: 0 E: 0 K: 1 S: 5	H: 0 LOB: 1 BB: 1 P: 9	1B: 4 2B: 3 3B: 0 HR: 1	SF: 1 SAC: 1 DP: 2 HBP: 0	WP: 0 PB: 0 SB: 0 CS: 0	PA: 34
PITCHER Ray Culp, R ERA: 2.85 (1, 1)	IP: 4.0 WLS: L BF: 22 H: 5 R: 5 ER: 4 SO: 4 BB: 2 IBB: 0 HBP: 0 BLK: 0 WP: 0 HR: 1 S: 30 P: 38 ERA: 0.00 WHIP: 2.500																			
Johnny Klippstein, R ERA: 2.06 (5, 1)	IP: 2.0 WLS: L BF: 5 H: 0 R: 0 ER: 0 SO: 1 BB: 0 IBB: 0 HBP: 0 BLK: 0 WP: 0 HR: 0 S: 7 P: 7 ERA: 0.00 WHIP: 0.000																			
Art Mahaffey, R ERA: 4.18 (7, 1)	IP: 0.0 WLS: L BF: 0 H: 0 R: 0 ER: 0 SO: 0 BB: 0 IBB: 0 HBP: 0 BLK: 0 WP: 0 HR: 0 S: 0 P: 0 ERA: ∞ WHIP: ∞																			
Ryne Duren, R ERA: 3.47 (7, 1)	IP: 2.0 WLS: L BF: 7 H: 0 R: 0 ER: 0 SO: 3 BB: 1 IBB: 0 HBP: 0 BLK: 0 WP: 0 HR: 0 S: 12 P: 16 ERA: 0.00 WHIP: 0.500																			

AB	36
R	0
H	11
RBI	0
BB	1
SO	6
LOB	21



Batter	1	2	3	4	5	6	7	8	9	10	11	12	13	14	AB	R	H	RBI	BB	SO	LOB	TOP
Tony Taylor, R OBP: 0.333, SLG: 0.356 (1.4)	1-3			E1		1-3		E4		6-3		K		F9	7	0	0	0	0	1	2	
Johnny Callison, L OBP: 0.339, SLG: 0.471 (1.9)	F8			4-3		3-1		4-3							7	1	3	2	0	0	3	
Tony Gonzalez, L OBP: 0.384, SLG: 0.454 (1.9)	4-3			6-3						1B					6	0	0	0	1	0	2	
Roy Sievers, R OBP: 0.313, SLG: 0.434 Cookie Rojas, R OBP: 0.255, SLG: 0.205 Cal Emery, L OBP: 0.222, SLG: 0.222 (1.3)	F9				E6					4-3					4	0	3	0	0	0	0	
Wes Covington, L OBP: 0.376, SLG: 0.559 Johnny Klippstein, R (14.1)	F7			K	1B			F7		1B					7	1	1	1	0	2	4	
Clay Dalrymple, L OBP: 0.325, SLG: 0.354 Bob Ojeda, R OBP: 0.237, SLG: 0.289 (9.2)	1-3			F9											4	1	2	1	0	0	1	
Don Hoak, R OBP: 0.284, SLG: 0.331 (1.5)				6-3				K		F2					4	1	0	0	1	2	2	
Ruben Amaro, R OBP: 0.278, SLG: 0.303 Don Demeter, R OBP: 0.333, SLG: 0.458 Jack Baldschun, R (8.1)	F4			F9				6-3		E7					2	0	0	0	0	0	2	
Earl Averill, R OBP: 0.316, SLG: 0.333 (14.7)								1-2		1-2					1	1	0	0	0	0	0	
Chris Short, R OBP: 0.091, SLG: 0.152 Dallas Green, L OBP: 0.043, SLG: 0.043 Frank Torre, L OBP: 0.299, SLG: 0.310 Bobby Wine, R OBP: 0.240, SLG: 0.292 (8.6)	5-3			1-3						K					2	0	0	0	0	0	0	
Inning Stats	R: 0 E: 0 K: 0 S: 3	H: 0 LOB: 0 BB: 0 P: 3	R: 0 E: 0 K: 0 S: 3	H: 0 LOB: 0 BB: 0 P: 3	R: 0 E: 0 K: 0 S: 3	H: 0 LOB: 0 BB: 0 P: 3	R: 0 E: 0 K: 0 S: 3	H: 1 LOB: 2 BB: 1 P: 10	R: 1 E: 1 K: 1 S: 8	H: 2 LOB: 2 BB: 0 P: 8	R: 2 E: 1 K: 1 S: 9	H: 3 LOB: 2 BB: 0 P: 9	R: 0 E: 0 K: 2 S: 7	H: 0 LOB: 0 BB: 0 P: 7	R: 0 E: 0 K: 2 S: 8	H: 1 LOB: 1 BB: 0 P: 8	R: 4 E: 2 K: 0 S: 8	H: 3 LOB: 2 BB: 1 P: 12	1B: 10 2B: 1 3B: 0 HR: 1	SF: 0 SAC: 1 DP: 0 HBP: 0	WP: 0 PA: 59	
PITCHER	IP WLS BF H R ER SO BB IBB HBP BLK WP HR S P ERA WHIP	PITCHER																				
Juan Marchal, R ERA: 2.08 Billy Hoelt, L ERA: 3.85 Bobby Bolin, R ERA: 2.22 Billy Pierce, L ERA: 3.84 (1.1)	9.0	2.0	2.2	0.1	7	1	3	1	0	0	0	3	1	0	0	0	0	0	0	0	0	0

Philadelphia Phillies @ San Francisco Giants
Candlestick Park, San Francisco, CA
Wed Jul 31 1963, 6:33 AM EDT
Att: 17,927 - Unknown

AB: 56
R: 7
H: 12
RBI: 5
SO: 8
LOB: 23



Batter	1	2	3	4	5	6	7	8	9	10	11	12	13	14	AB	R	H	RBI	BB	SO	LOB	BOTTOM			
Harvey Kuenn, R OBP: 0.364, SLG: 0.432 Ernie Bowman, R OBP: 0.190, SLG: 0.200 (1.5)	SH1-4 1B		6-3		K		6-3			5-3		5-3		F6	4	0	1	0	0	1	2				
Jim Davenport, R OBP: 0.281, SLG: 0.338 (1.4)	SH1-4			G3 1B WP		FC6-4 1B		K		5-3		6-3			5	1	2	0	0	1	0				
Willie McCovey, L OBP: 0.371, SLG: 0.592 Matty Alou, L OBP: 0.197, SLG: 0.147 (1.7)	3-1			G3		FC6-4 1B		4-3		4-3		G3			4	0	0	0	0	0	3				
Willie Mays, R OBP: 0.356, SLG: 0.516 (1.8)	K			K		G6-4-3		K							6	0	1	0	0	3	3				
Orlando Cepeda, R OBP: 0.344, SLG: 0.500 (1.3)		F6								1-3					5	1	2	1	1	0	0				
Felipe Alou, R OBP: 0.317, SLG: 0.470 (1.9)	K			F7											4	1	2	1	2	1	1				
Ed Bailey, L OBP: 0.364, SLG: 0.481 (1.2)	1-3									G3					6	0	0	0	0	1	6				
Jose Pagan, R OBP: 0.283, SLG: 0.255 (1.6)			6-3												5	0	2	1	1	1	3				
Juan Marchal, R ERA: 2.08 Chuck Hill, R ERA: 0.00 Joey Amalfitano, R ERA: 1.50 Bobby Bolin, R ERA: 2.22 Billy Pierce, L ERA: 3.84 (1.1)	1-3			SH1-4 1B				K		4-3		FC5-4		F6	2	0	0	0	0	1	1				
Inning Stats	R: 0 E: 0 K: 1 S: 6	H: 1 LOB: 1 BB: 0 P: 6	R: 0 E: 0 K: 1 S: 5	H: 0 LOB: 0 BB: 0 P: 5	R: 0 E: 0 K: 0 S: 3	H: 0 LOB: 0 BB: 0 P: 3	R: 1 E: 0 K: 1 S: 7	H: 2 LOB: 1 BB: 0 P: 7	R: 0 E: 0 K: 1 S: 8	H: 1 LOB: 1 BB: 0 P: 6	R: 0 E: 0 K: 1 S: 8	H: 3 LOB: 1 BB: 0 P: 8	R: 0 E: 0 K: 2 S: 3	H: 0 LOB: 0 BB: 0 P: 3	R: 0 E: 0 K: 2 S: 8	H: 1 LOB: 3 BB: 2 P: 16	R: 0 E: 0 K: 0 S: 3	H: 0 LOB: 0 BB: 0 P: 3	R: 0 E: 0 K: 0 S: 4	H: 1 LOB: 1 BB: 0 P: 4	R: 0 E: 0 K: 0 S: 3	H: 0 LOB: 0 BB: 0 P: 3	1B: 7 2B: 1 3B: 2 HR: 0	SF: 0 SAC: 2 DP: 1 HBP: 0	WP: 1 PA: 55
PITCHER	IP WLS BF H R ER SO BB IBB HBP BLK WP HR S P ERA WHIP	PITCHER																							
Chris Short, L ERA: 3.83 Dallas Green, R ERA: 2.52 Jack Baldschun, R ERA: 1.95 Johnny Klippstein, R ERA: 2.03 (7.1)	6.1	0.2	6.0	1.0	3	0	0	0	0	0	0	0	0	0	0	0	0	0	0	0	0	0			

Philadelphia Phillies @ San Francisco Giants
Candlestick Park, San Francisco, CA
Wed Jul 31 1963, 6:33 AM EDT
Att: 17,927 - Unknown

AB: 49
R: 3
H: 10
RBI: 3
BB: 4
SO: 9
LOB: 24



Batter	1	2	3	4	5	6	7	8	9	AB	R	H	RBI	BB	SO	LOB	TOP										
Harvey Kuenn, R (1.5) OBP: 0.369, SLG: 0.436	6-3	4-3		4-3		L4-6 1-3 1-4-3 1B		K		4	0	1	0	0	0	3	San Francisco Giants @ Chicago Cubs Wrigley Field, Chicago, IL Sat Aug 03 1963, 3:33 AM CDT Att: 25,149 - Cloudy										
Billy O'Dell, S (6, FR) OBP: 0.233, SLG: 0.246										0	0	0	0	0	0	0											
Jack Fisher, R (6.1) OBP: 0.200, SLG: 0.185										1	0	0	0	0	1	0											
Chuck Hiller, L (1.4) OBP: 0.247, SLG: 0.260	F4		1-6-3		HR		1-4-3	F7		4	1	0	1	1	0	1											
Willie McCovey, L (1.7) OBP: 0.367, SLG: 0.588	F7		F5		HR	L4-6			F2	5	1	1	2	0	0	2											
Willie Mays, R (1.8) OBP: 0.356, SLG: 0.527		3B	HR		5-3			F8		5	2	2	1	0	0	0											
Orlando Cepeda, R (1.3) OBP: 0.352, SLG: 0.521		2B			G3	3B		3B	1B	5	3	4	1	0	0	0											
Tom Haller, L (1.2) OBP: 0.324, SLG: 0.404	F4		F9		G3			F9		4	0	0	1	0	0	3											
Felipe Alou, R (1.9) OBP: 0.324, SLG: 0.483		2B		K	FC6-4	BB		1B	3B	3	1	2	2	1	1	0											
Jose Pagan, R (1.6) OBP: 0.267, SLG: 0.263	K		F6	FC6-4		CS		1B		4	0	1	1	0	1	2											
Jack Sanford, R (1.1) OBP: 0.222, SLG: 0.188										0	0	0	0	2	0	0											
Don Larsen, R (5.1) OBP: 0.250, SLG: 0.250										0	0	0	0	0	0	0											
Matty Alou, L (6, PH) OBP: 0.169, SLG: 0.147										0	1	0	0	1	0	0											
Jim Davenport, R (6.5) OBP: 0.284, SLG: 0.337		BB		BB		1B	1-4-3	BB		1	0	0	0	0	1	0											
Inning Stats	R: 0 E: 0 K: 0 S: 3	H: 0 LOB: 0 BB: 0 P: 3	R: 2 E: 0 K: 1 S: 8	H: 3 LOB: 2 BB: 1 P: 12	R: 1 E: 0 K: 0 S: 5	H: 2 LOB: 1 BB: 1 P: 5	R: 0 E: 0 K: 1 S: 5	H: 0 LOB: 1 BB: 1 P: 9	R: 3 E: 0 K: 0 S: 5	H: 2 LOB: 1 BB: 2 P: 13	R: 1 E: 0 K: 0 S: 3	H: 1 LOB: 1 BB: 1 P: 7	R: 2 E: 0 K: 0 S: 5	H: 3 LOB: 0 BB: 0 P: 5	R: 0 E: 0 K: 2 S: 7	H: 0 LOB: 0 BB: 0 P: 7	R: 0 E: 0 K: 0 S: 3	H: 0 LOB: 0 BB: 0 P: 3	1B: 5 2B: 2 3B: 3 HR: 2	SF: 0 SAC: 0 DP: 1 HBP: 0	WP: 0 PB: 0 SB: 0 CS: 1	PA: 42					
PITCHER	IP	WLS	BF	H	R	ER	SO	BB	IBB	HBP	BLK	WP	HR	S	P	ERA	WHIP										
Bob Buhl, R (1.1) ERA: 3.16	4.0	L	20	5	4	4	2	3	0	0	0	0	1	21	33	9.00	2.000										
Don Elston, R (5.1) ERA: 2.27	1.0		6	2	2	2	0	1	0	0	0	0	1	5	9	18.00	3.000										
Glen Hobbie, R (6.1) ERA: 3.96	1.0		4	1	1	1	0	1	0	0	0	0	0	3	7	9.00	2.000										
Jim Brewer, L (7.1) ERA: 4.74	3.0		11	3	2	2	2	0	0	0	0	0	0	15	15	6.00	1.000										

Batter	1	2	3	4	5	6	7	8	9	AB	R	H	RBI	BB	SO	LOB	BOTTOM											
Lou Brock, L (1.9) OBP: 0.289, SLG: 0.376	F8		F8		F8		4-3			4	0	0	0	0	0	1	San Francisco Giants @ Chicago Cubs Wrigley Field, Chicago, IL Sat Aug 03 1963, 3:33 AM CDT Att: 25,149 - Cloudy											
Ellis Burton, S (1.8) OBP: 0.313, SLG: 0.454	5-3 BB HBP				HR	BB		K		1	2	0	0	2	1	0												
Billy Williams, L (1.7) OBP: 0.380, SLG: 0.527	WP 5-3 BB		F8		HR		G3			3	1	1	3	1	0	1												
Ron Santo, R (1.5) OBP: 0.324, SLG: 0.478	5-3			5-3	F5			FC6-4 1B		4	0	1	0	0	0	2												
Steve Boros, R (1.3) OBP: 0.298, SLG: 0.431	K			K		BB		FC6-4 CS		3	0	0	0	1	2	2												
Ken Hubbs, R (1.4) OBP: 0.278, SLG: 0.328		4-3		K			K		K	4	0	0	0	0	3	2												
Jimmie Schaffer, R (1.2) OBP: 0.325, SLG: 0.500		K			SH1-3 1B		F8		K	4	1	1	0	0	2	1												
Andre Rodgers, R (1.6) OBP: 0.317, SLG: 0.280		K			SH1-3				K	2	0	0	0	1	2	0												
Bob Buhl, R (1.1) OBP: 0.103, SLG: 0.103										1	0	0	0	0	0	0												
Merritt Ranew, L (5, PH) OBP: 0.043, SLG: 0.000										0	0	0	0	0	0	0												
Glen Hobbie, R (6.1) OBP: 0.250, SLG: 0.250										1	1	1	1	0	0	0												
Don Landrum, L (5, PH) OBP: 0.051, SLG: 0.000										0	0	0	0	0	0	0												
Don Landrum, L (7.1) OBP: 0.250, SLG: 0.250										1	0	0	0	0	0	2												
Jim Brewer, L (7.1) OBP: 0.284, SLG: 0.337										0	0	0	0	0	0	0												
Leo Burke, R (9, PH) OBP: 0.047, SLG: 0.353										1	0	0	0	0	0	0												
Inning Stats	R: 1 E: 0 K: 1 S: 5	H: 0 LOB: 1 BB: 1 P: 10	R: 0 E: 0 K: 2 S: 7	H: 0 LOB: 0 BB: 0 P: 7	R: 0 E: 0 K: 0 S: 3	H: 0 LOB: 0 BB: 1 P: 7	R: 0 E: 0 K: 2 S: 7	H: 0 LOB: 0 BB: 0 P: 7	R: 4 E: 0 K: 0 S: 6	H: 3 LOB: 0 BB: 1 P: 10	R: 0 E: 0 K: 1 S: 5	H: 0 LOB: 2 BB: 2 P: 13	R: 0 E: 0 K: 1 S: 5	H: 0 LOB: 0 BB: 0 P: 5	R: 0 E: 0 K: 1 S: 5	H: 1 LOB: 1 BB: 0 P: 5	R: 0 E: 0 K: 2 S: 7	H: 0 LOB: 0 BB: 0 P: 7	1B: 3 2B: 1 3B: 0 HR: 1	SF: 0 SAC: 1 DP: 1 HBP: 1	WP: 1 PB: 0 SB: 0 CS: 1	PA: 36						
PITCHER	IP	WLS	BF	H	R	ER	SO	BB	IBB	HBP	BLK	WP	HR	S	P	ERA	WHIP											
Jack Sanford, R (1.1) ERA: 3.7	4.2		21	3	5	5	5	3	0	0	0	0	0	1	27	40	9.64	1.286										
Don Larsen, R (5.1) ERA: 3.25	0.1		1	0	0	0	0	0	0	0	0	0	0	1	1	0.00	0.000											
Jack Fisher, R (6.1) ERA: 3.58	4.0	W	14	1	0	0	5	2	0	0	0	0	0	22	30	0.00	0.750											



Batter	1	2	3	4	5	6	7	8	9	10	AB	R	H	RBI	BB	SO	LOB	TOP				
Chuck Hiller, L OBP: 0.254, SLG: 0.270 (1.4)	SH1-3 2B		F7				F9											5 0 3 0 0 0 1				
Felipe Alou, R OBP: 0.321, SLG: 0.478 (1.9)	SH1-3		5-3		5-3		FC5-4		4-3									4 0 0 0 0 0 4				
Willie McCovey, L OBP: 0.363, SLG: 0.580 (1.7)	K			4-3	4-3		F8											5 0 0 0 0 2 3				
Willie Mays, R OBP: 0.356, SLG: 0.635 (1.8)	F7																	5 1 2 1 0 0 1				
Orlando Cepeda, R OBP: 0.350, SLG: 0.517 (1.3)			F8		E5 1B		6-3		CS 2B									5 1 1 0 0 0 1				
Ed Bailey, L OBP: 0.361, SLG: 0.474 (1.2)			K				E4 1B		F7									5 0 1 1 0 1 2				
Jim Davenport, R OBP: 0.289, SLG: 0.338 (1.5)							K		CS									2 0 1 0 2 1 2				
Jose Pagan, R OBP: 0.264, SLG: 0.260 (1.6)																		3 0 0 0 0 0 5				
Matty Alou, L OBP: 0.159, SLG: 0.147 (9. PH)			F8															1 0 0 0 0 1 1				
Gaylord Perry, R OBP: 0.231, SLG: 0.308 (9. 1)																		0 0 0 0 0 0 0				
Billy Hoelt, L OBP: 0.250, SLG: 0.250 (9. 1)																		0 0 0 0 0 0 0				
Don Larsen, R OBP: 0.250, SLG: 0.250 (9. 1)																		0 0 0 0 0 0 0				
Billy O'Dell, S OBP: 0.238, SLG: 0.250 (9. PH)																		3 0 1 0 0 0 0				
Harvey Kuenn, R OBP: 0.367, SLG: 0.434 (9. 6)			3-1				F9											1 0 0 0 0 1 1				
Ernie Bowman, R OBP: 0.177, SLG: 0.197 (9. 6)									FC5-4 1B									0 0 0 0 0 0 0				
Inning Stats	R: 0 E: 0 K: 1 S: 6	H: 1 LOB: 1 BB: 0 P: 6	R: 0 E: 0 K: 1 S: 6	H: 1 LOB: 1 BB: 0 P: 6	R: 0 E: 0 K: 0 S: 3	H: 0 LOB: 0 BB: 0 P: 3	R: 1 E: 1 K: 0 S: 5	H: 1 LOB: 2 BB: 1 P: 9	R: 0 E: 0 K: 2 S: 4	H: 1 LOB: 1 BB: 0 P: 7	R: 0 E: 0 K: 0 S: 4	H: 1 LOB: 1 BB: 0 P: 4	R: 0 E: 0 K: 2 S: 8	H: 1 LOB: 2 BB: 0 P: 12	R: 1 E: 0 K: 1 S: 6	H: 1 LOB: 0 BB: 0 P: 6	1B: 6 2B: 2 3B: 0 HR: 1	SF: 0 SAC: 1 DP: 0 HBP: 0	WP: 0 PB: 0 SB: 2 CS: 1	PA: 43		
PITCHER	IP 7.0	WLS 31	H 7	R 1	ER 0	SO 3	BB 1	IBB 0	HBP 0	BLK 0	WP 0	HR 0	S 36	P 40	ERA 0.00	WHIP 1.143						
Paul Toth, R ERA: 2.61	(1.1)																					
Lindy McDaniel, R ERA: 3.19	(8.1)	3.0	L	11	2	1	1	3	1	0	0	0	0	1	16	20	3.00	1.000				

San Francisco Giants @ Chicago Cubs
 Wrigley Field, Chicago, IL
 Sun Aug 04 1963, 3:33 AM CDT
 Att: 33,289 - Unknown

AB	39
R	2
H	9
RBI	2
BB	2
SO	6
LOB	21

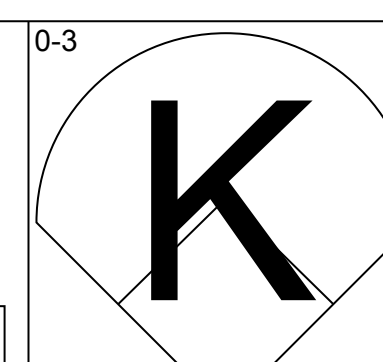
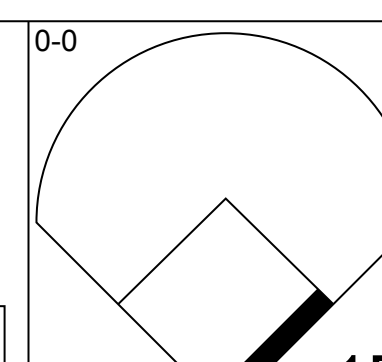
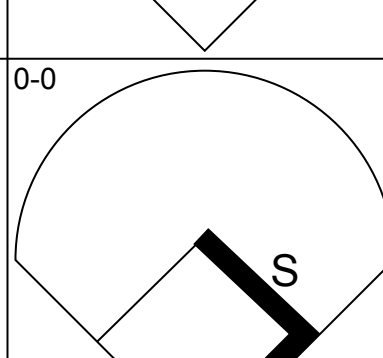
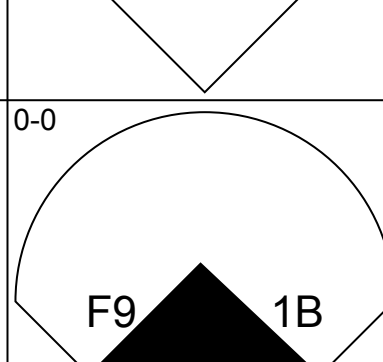
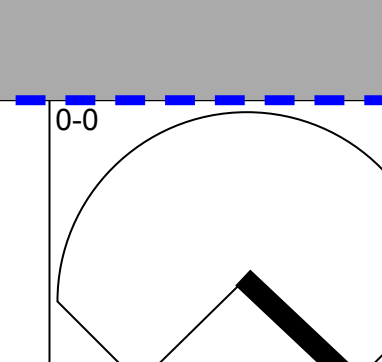
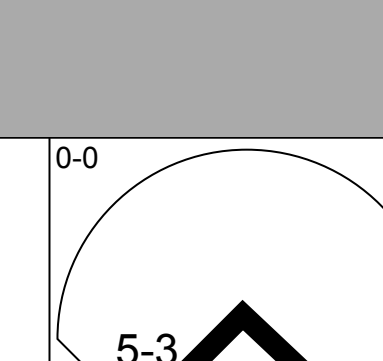
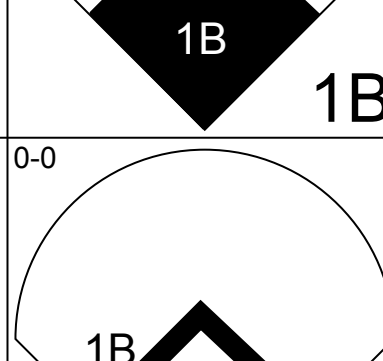
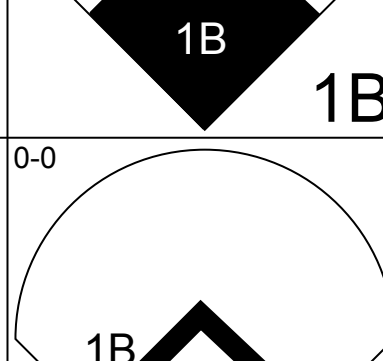
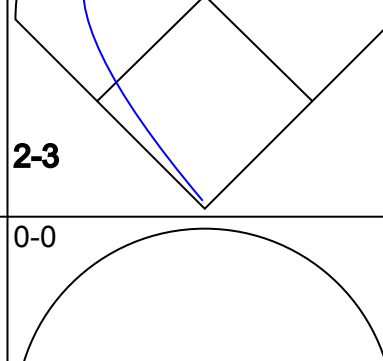
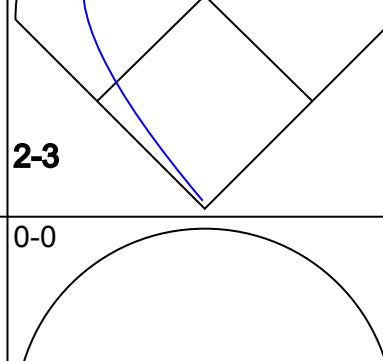
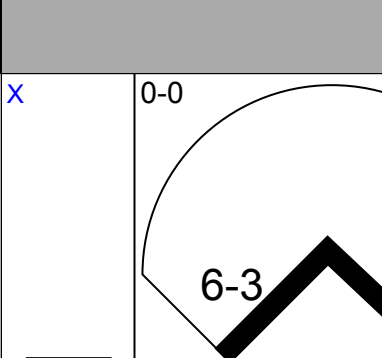
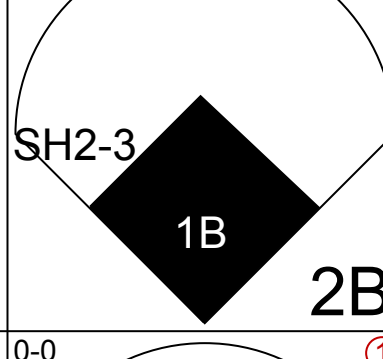
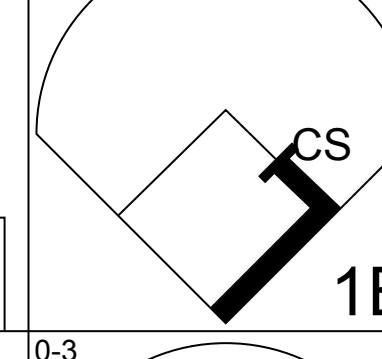
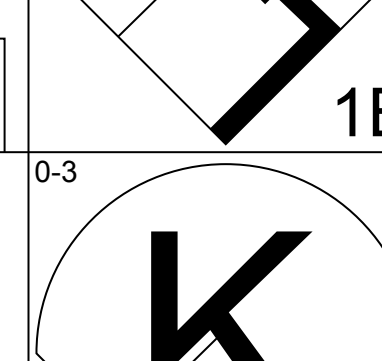


Batter	1	2	3	4	5	6	7	8	9	10	AB	R	H	RBI	BB	SO	LOB	BOTTOM			
Lou Brock, L OBP: 0.296, SLG: 0.383 (1.9)	F3																	4 0 3 0 1 0 0			
Ellis Burton, S OBP: 0.315, SLG: 0.453 (1.8)																		5 0 2 0 0 1 3			
Billy Williams, L OBP: 0.361, SLG: 0.524 (1.7)																		4 0 1 0 0 1 4			
Ron Santo, R OBP: 0.329, SLG: 0.486 (1.5)																		3 1 2 1 2 0 1			
Steve Boros, R OBP: 0.295, SLG: 0.418 (1.3)																		4 0 1 0 0 0 5			
Merritt Ranew, L OBP: 0.438, SLG: 0.592 (9. PH)																		1 0 0 0 0 0 3			
Ken Hubbs, R OBP: 0.278, SLG: 0.328 (10. 4)																		0 0 0 0 0 0 0			
Leo Burke, R OBP: 0.231, SLG: 0.329 (10. 3)																		5 0 0 0 0 1 1			
Jimmie Schaffer, R OBP: 0.329, SLG: 0.494 (1.2)																		5 0 2 0 0 1 1			
Andre Rodgers, R OBP: 0.316, SLG: 0.282 (1.6)																		4 0 1 0 0 0 2			
Don Landrum, L OBP: 0.300, SLG: 0.297 (10. PH)																		1 0 0 0 0 0 0			
Paul Toth, R OBP: 0.267, SLG: 0.267 (8.1)																		3 0 0 0 0 3 2			
Lindy McDaniel, R OBP: 0.267, SLG: 0.267 (8.1)																		1 0 0 0 0 1 0			
Inning Stats	R: 0 E: 0 K: 1 S: 6	H: 2 LOB: 2 BB: 0 P: 7	R: 0 E: 0 K: 0 S: 4	H: 2 LOB: 2 BB: 1 P: 8	R: 0 E: 0 K: 0 S: 3	H: 1 LOB: 0 BB: 0 P: 3	R: 0 E: 0 K: 2 S: 8	H: 0 LOB: 3 BB: 1 P: 13	R: 0 E: 0 K: 1 S: 5	H: 1 LOB: 1 BB: 0 P: 6	R: 1 E: 0 K: 0 S: 5	H: 2 LOB: 1 BB: 0 P: 5	R: 0 E: 0 K: 1 S: 7	H: 2 LOB: 3 BB: 0 P: 11	R: 0 E: 0 K: 1 S: 5	H: 0 LOB: 0 BB: 0 P: 5	1B: 9 2B: 2 3B: 0 HR: 1	SF: 0 SAC: 0 DP: 1 HBP: 1	WP: 0 PB: 0 SB: 1 CS: 0	PA: 44	
PITCHER	IP 8.0	WLS 35	H 10	R 1	ER 0	SO 6	BB 1	IBB 0	HBP 1	BLK 0	WP 0	HR 1	S 44	P 53	ERA 1.12	WHIP 1.375					
Billy O'Dell, L ERA: 2.8	(1.1)																				
Gaylord Perry, R ERA: 4.0	(9. 1)	0.1	3	2	0	0	1	0	0	0	0	0	0	5	5	0.00	6.000				
Billy Hoelt, L ERA: 4.73	(9. 1)	0.1	1	0	0	0	0	0	0	0	0	0	0	1	1	0.00	0.000				
Don Larsen, R ERA: 3.13	(9. 1)	1.1	W	5	0	0	1	0	1	0	0	0	0	6	10	0.00	0.000				

San Francisco Giants @ Chicago Cubs
 Wrigley Field, Chicago, IL
 Sun Aug 04 1963, 3:33 AM CDT
 Att: 33,289 - Unknown

AB	40
R	1
H	12
RBI	1
BB	3
SO	8
LOB	22

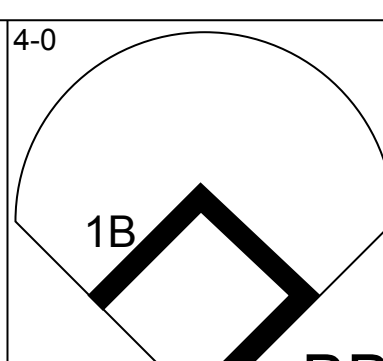
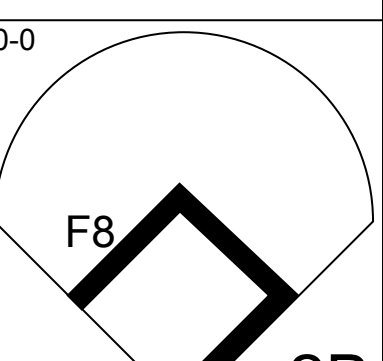
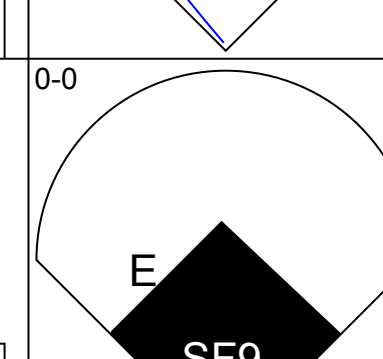
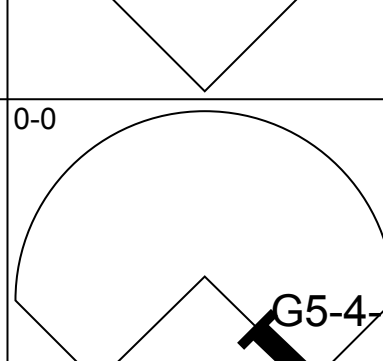
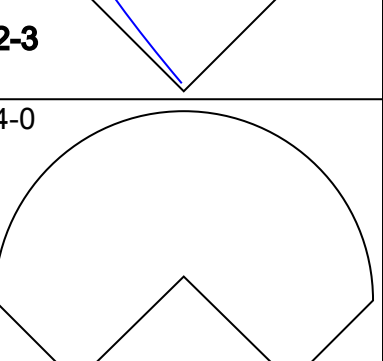


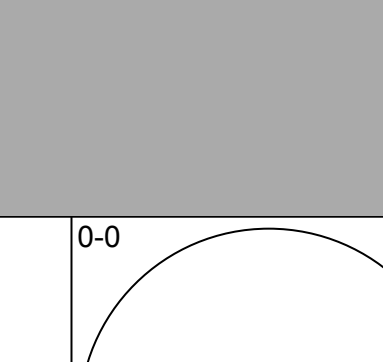
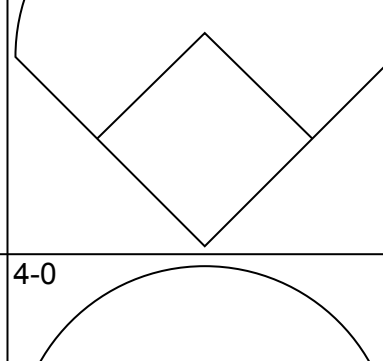
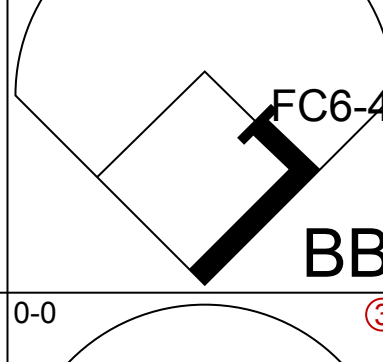
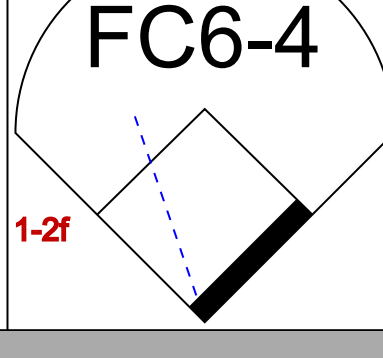
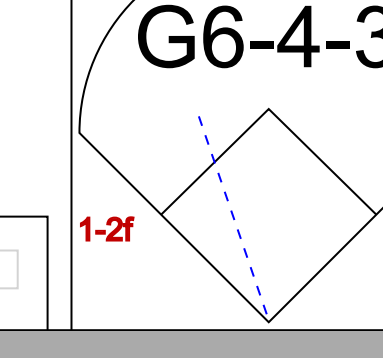


Batter	1	2	3	4	5	6	7	8	9	AB	R	H	RBI	BB	SO	LOB	TOP				
Chuck Hiller, L (1,4) OBP: 0.252, SLG: 0.265			3-4		4-3				F8	5	0	1	0	0	1	2					
Felipe Alou, R (1,9) OBP: 0.318, SLG: 0.472	F4				6-3		4-3			4	0	1	1	0	0	1					
Willie McCovey, L (1,7) OBP: 0.367, SLG: 0.589	F3		F8		F9	1B				4	1	2	0	0	0	1					
Willie Mays, R (1,8) OBP: 0.362, SLG: 0.550									F7	4	1	3	0	0	0	1					
Orlando Cepeda, R (1,3) OBP: 0.345, SLG: 0.509		5-3		SF7		F9			F4	3	0	0	1	0	0	4					
Tom Haller, L (1,2) OBP: 0.327, SLG: 0.406		5-3							3-1	4	0	2	1	0	0	2					
Jim Davenport, R (1,5) OBP: 0.286, SLG: 0.334		F6		F4		1-3				4	0	1	0	0	0	4					
Ernie Bowman, R (1,6) OBP: 0.194, SLG: 0.227				CS		K			SH1-4	3	1	2	0	0	1	0					
Jim Duffalo, R (1,1) OBP: 0.143, SLG: 0.143			SH2-3		F6				6-3	3	0	0	0	0	1	2					
Don Larsen, R (9,1) OBP: 0.250, SLG: 0.250										0	0	0	0	0	0	0					
Inning Stats	R: 0 E: 0 K: 1 S: 5	H: 0 LOB: 0 BB: 0 P: 5	R: 0 E: 0 K: 0 S: 4	H: 1 LOB: 1 BB: 0 P: 4	R: 1 E: 0 K: 0 S: 5	H: 2 LOB: 1 BB: 0 P: 5	R: 1 E: 0 K: 0 S: 4	H: 2 LOB: 0 BB: 0 P: 4	R: 0 E: 0 K: 1 S: 5	H: 0 LOB: 0 BB: 0 P: 5	R: 1 E: 0 K: 0 S: 6	H: 3 LOB: 2 BB: 0 P: 6	R: 0 E: 0 K: 1 S: 6	H: 2 LOB: 1 BB: 0 P: 6	R: 0 E: 0 K: 0 S: 4	H: 1 LOB: 1 BB: 0 P: 4	R: 0 E: 0 K: 0 S: 4	H: 1 LOB: 1 BB: 0 P: 4	1B: 9 2B: 2 3B: 1 HR: 0	SF: 1 SAC: 2 DP: 0 HBP: 0	WP: 0 PA: 38 PB: 0 SB: 1 CS: 2
PITCHER	IP WLS BF H R ER SO BB IBB HBP BLK WP HR S P ERA WHIP																				
Hal Brown, R (1,1) ERA: 3.71	5.2 L 24 8 3 3 2 0 0 0 0 0 0 28 28 4.76 1.412																				
Don McMahon, R (6,1) ERA: 3.98	1.1 5 2 0 0 1 0 0 0 0 0 0 7 7 0.00 1.500																				
Jim Umbricht, R (8,1) ERA: 3.4	2.0 8 2 0 0 0 0 0 0 0 0 0 8 8 0.00 1.000																				

San Francisco Giants @ Houston Colt 45's
Colt Stadium, Houston, TX
Tue Aug 06 1963, 8:05 PM EDT
Att: 10,466 - Unknown - 85 F

AB 34
R 3
H 12
RBI 3
BB 0
SO 3
LOB 17



Batter	1	2	3	4	5	6	7	8	9	AB	R	H	RBI	BB	SO	LOB	BOTTOM				
Al Spangler, L (1,8) OBP: 0.343, SLG: 0.359	F6						F5			3	0	1	0	1	0	0					
Johnny Temple, R (1,4) OBP: 0.349, SLG: 0.325			K		F8		4-3			4	1	1	0	0	1	2					
Pete Runnels, L (1,3) OBP: 0.318, SLG: 0.257	E4								G3	3	0	1	0	1	0	1					
John Bateman, R (1,2) OBP: 0.238, SLG: 0.327	SF9		G5-4-3		F2				F6	3	0	0	1	0	0	4					
Rusty Staub, L (1,9) OBP: 0.289, SLG: 0.302	F5						K		F8	4	0	1	0	0	1	1					
Jimmy Wynn, R (1,7) OBP: 0.343, SLG: 0.430				K		5-3				4	0	2	0	0	1	1					
Bob Aspromonte, R (1,5) OBP: 0.253, SLG: 0.288		F8		F8					F7	3	0	0	0	1	0	3					
Bob Lillis, R (1,6) OBP: 0.219, SLG: 0.217		F6		F5					G6-4-3	2	0	0	0	0	0	2					
Carl Warwick, R (6,PH) OBP: 0.328, SLG: 0.348		F6								2	0	0	0	0	0	2					
Hal Brown, R (1,1) OBP: 0.115, SLG: 0.115		F6								2	0	0	0	0	0	1					
Don McMahon, R (6,1) OBP: 0.167, SLG: 0.182					6-3				K	0	0	0	0	0	0	0					
Howie Gossett, R (7,PH) OBP: 0.266, SLG: 0.347										1	0	0	0	0	1	0					
Jim Umbricht, R (8,1) ERA: 3.03										0	0	0	0	0	0	0					
Inning Stats	R: 1 E: 1 K: 0 S: 5	H: 1 LOB: 1 BB: 0 P: 5	R: 0 E: 0 K: 0 S: 4	H: 1 LOB: 1 BB: 0 P: 4	R: 0 E: 0 K: 1 S: 5	H: 1 LOB: 1 BB: 1 P: 9	R: 0 E: 0 K: 1 S: 6	H: 1 LOB: 1 BB: 0 P: 6	R: 0 E: 0 K: 0 S: 4	H: 0 LOB: 2 BB: 1 P: 8	R: 0 E: 0 K: 1 S: 5	H: 0 LOB: 1 BB: 1 P: 9	R: 0 E: 0 K: 1 S: 5	H: 0 LOB: 0 BB: 0 P: 5	R: 0 E: 0 K: 0 S: 3	H: 0 LOB: 0 BB: 0 P: 3	R: 0 E: 0 K: 0 S: 3	H: 1 LOB: 0 BB: 0 P: 3	1B: 3 2B: 3 3B: 0 HR: 0	SF: 1 SAC: 0 DP: 2 HBP: 0	WP: 0 PA: 35 PB: 0 SB: 0 CS: 0
PITCHER	IP WLS BF H R ER SO BB IBB HBP BLK WP HR S P ERA WHIP																				
Jim Duffalo, R (1,1) ERA: 2.55	8.0 W 33 6 1 0 4 0 0 0 0 0 0 2 2 0.00 1.125																				
Don Larsen, R (9,1) ERA: 3.03	1.0 S 2 0 0 0 0 0 0 0 0 0 0 2 2 0.00 0.000																				

San Francisco Giants @ Houston Colt 45's
Colt Stadium, Houston, TX
Tue Aug 06 1963, 8:05 PM EDT
Att: 10,466 - Unknown - 85 F

AB 31
R 1
H 6
RBI 1
BB 3
SO 4
LOB 17



Batter	1	2	3	4	5	6	7	8	9	AB	R	H	RBI	BB	SO	LOB	TOP			
Chuck Hillier, L (1,4) OBP: 0.252, SLG: 0.264	F8		4-3		F7			G4-6-3 1B		4	0	1	0	0	0	3	San Francisco Giants @ Houston Colt 45's Colt Stadium, Houston, TX Wed Aug 07 1963, 4:33 AM EDT Att: 15,604 - Cloudy - 85 F			
Felipe Alou, R (1,9) OBP: 0.318, SLG: 0.470	1B		F7			5-3		G4-6-3 1-2		4	0	1	0	0	2					
Willie McCovey, L (1,7) OBP: 0.366, SLG: 0.588	K			K		F7				4	0	1	0	0	2					
Willie Mays, R (1,8) OBP: 0.361, SLG: 0.547	F9			F9		1B		F8		4	0	1	0	0	2					
Orlando Cepeda, R (1,3) OBP: 0.346, SLG: 0.509		1-3		F9		1B				4	0	2	0	0	0					
Tom Haller, L (1,2) OBP: 0.326, SLG: 0.403	G3				SH1-4 1B	F8				4	0	1	0	0	3					
Jim Davenport, R (1,5) Matty Alou, L (0, PH) OBP: 0.181, SLG: 0.159	K				K					3	0	0	0	0	3					
Ernie Bowman, R (1,6) Ed Bailey, L (0, PH) Harvey Kuenn, R (0, PH) OBP: 0.357, SLG: 0.468			F7		SH1-4 1B	F7		G6-4-3 1B		3	0	1	0	0	0					
Jack Sanford, R (1,1) OBP: 0.230, SLG: 0.185			4-3 BB		SH1-4					1	0	0	0	1	1					
Inning Stats	R: 0 E: 0 K: 1 S: 6	H: 1 LOB: 1 BB: 0 P: 6	R: 0 E: 0 K: 1 S: 5	H: 0 LOB: 0 BB: 0 P: 5	R: 0 E: 0 K: 0 S: 3	H: 0 LOB: 1 BB: 1 P: 7	R: 0 E: 0 K: 1 S: 5	H: 0 LOB: 0 BB: 0 P: 5	R: 0 E: 0 K: 1 S: 7	H: 2 LOB: 2 BB: 0 P: 7	R: 0 E: 0 K: 2 S: 5	H: 0 LOB: 0 BB: 0 P: 7	R: 0 E: 0 K: 0 S: 4	H: 2 LOB: 1 BB: 0 P: 4	R: 0 E: 0 K: 0 S: 4	H: 2 LOB: 1 BB: 0 P: 4		1B: 8 2B: 1 3B: 0 HR: 0	SF: 0 SAC: 1 DP: 2 HBP: 0	WP: 0 PB: 0 CS: 0
PITCHER	IP WLS BF H R ER SO BB IBB HBP BLK WP HR S P ERA WHIP																			
Turk Farrell, R (1,1) ERA: 2.67	8.1 W 34 9 0 0 6 1 0 0 0 0 0 0 45 49 0.00 1.200																			
Hal Woodeshick, L (0,1) ERA: 1.65	0.2 S 1 0 0 0 0 0 0 0 0 0 0 0 1 1 0.00 0.000																			

AB	33
R	0
H	9
RBI	0
BB	1
SO	6
LOB	14



Batter	1	2	3	4	5	6	7	8	9	AB	R	H	RBI	BB	SO	LOB	BOTTOM			
Al Spangler, L (1,8) OBP: 0.343, SLG: 0.359	G3			SH1-3 1B		F6				3	1	1	0	0	0	0	San Francisco Giants @ Houston Colt 45's Colt Stadium, Houston, TX Wed Aug 07 1963, 4:33 AM EDT Att: 15,604 - Cloudy - 85 F			
Johnny Temple, R (1,4) OBP: 0.347, SLG: 0.323	F8			SH1-3		6-3				2	0	0	0	0	0	0				
Pete Runnels, L (1,3) OBP: 0.318, SLG: 0.255	1-3			F8 1B BB		F8				2	0	0	0	1	0	0				
John Bateman, R (1,2) OBP: 0.239, SLG: 0.327		K			1-2 2H 1B	F7				3	0	1	1	0	1	0				
Rusty Staub, L (1,9) OBP: 0.290, SLG: 0.302				F8		4-3				3	0	1	0	0	2	0				
Jimmy Wynn, R (1,7) OBP: 0.333, SLG: 0.417	F7			K		F7				3	0	0	0	0	1	3				
Bob Aspromonte, R (1,5) OBP: 0.251, SLG: 0.266				4-3		K		F2		3	0	0	0	0	1	0				
Bob Lillis, R (1,6) OBP: 0.218, SLG: 0.215				5-3		F7		K		3	0	0	0	0	1	0				
Turk Farrell, R (1,1) Hal Woodeshick, R (0,1) OBP: 0.273, SLG: 0.250				5-3		4-3		6-3		3	0	0	0	0	0	0				
Inning Stats	R: 0 E: 0 K: 0 S: 3	H: 0 LOB: 0 BB: 0 P: 3	R: 0 E: 0 K: 1 S: 5	H: 1 LOB: 0 BB: 0 P: 5	R: 0 E: 0 K: 0 S: 3	H: 0 LOB: 0 BB: 0 P: 3	R: 1 E: 0 K: 1 S: 7	H: 2 LOB: 2 BB: 1 P: 11	R: 0 E: 0 K: 1 S: 5	H: 0 LOB: 0 BB: 0 P: 5	R: 0 E: 0 K: 0 S: 3	H: 0 LOB: 0 BB: 0 P: 3	R: 0 E: 0 K: 0 S: 3	H: 0 LOB: 0 BB: 0 P: 3	R: 0 E: 0 K: 1 S: 5	H: 0 LOB: 0 BB: 0 P: 5		1B: 3 2B: 0 3B: 0 HR: 0	SF: 0 SAC: 1 DP: 0 HBP: 0	WP: 0 PB: 0 CS: 0
PITCHER	IP WLS BF H R ER SO BB IBB HBP BLK WP HR S P ERA WHIP																			
Jack Sanford, R (1,1) ERA: 3.59	8.0 L 27 3 1 1 4 1 0 0 0 0 0 0 34 38 1.12 0.500																			



Batter	1	2	3	4	5	6	7	8	9	AB	R	H	RBI	BB	SO	LOB	TOP			
Harvey Kuenn, R OBP: 0.358, SLG: 0.422 (1, 9)	0-0 6-3		0-3 K		0-0 F9		0-0 F9	0-0 G3	0-3 K	5	0	0	0	0	2	1				
Chuck Hiller, L OBP: 0.245, SLG: 0.261 (1, 4)	0-3 K		0-0 F9		0-0 F8			0-0 F8		4	0	0	0	0	1	0				
Willie McCovey, L OBP: 0.367, SLG: 0.591 Felipe Alou, R OBP: 0.318, SLG: 0.470 (1, 7) (8, 9)	0-3 K			0-0 1B		0-0 5-3		4-0 1B		3	2	1	0	1	1	0				
Willie Mays, R OBP: 0.360, SLG: 0.544 (1, 8)		0-0 F9		0-0 5-3		0-0 F9		0-0 2B		4	1	1	0	0	0	1				
Orlando Cepeda, R OBP: 0.350, SLG: 0.514 (1, 3)		0-0 G3		0-0 G3		0-0 6-3		0-0 2B		4	1	3	3	0	0	0				
Ed Bailey, L OBP: 0.355, SLG: 0.468 (1, 2)		0-0 G3		0-0 G3			0-0 F7	0-0 2B		4	0	1	1	0	0	2				
Jim Davenport, R OBP: 0.286, SLG: 0.329 (1, 5)		4-0 IBB		4-0 IBB			0-0 F8		0-0 F5	2	0	0	0	2	0	0				
Ernie Bowman, R OBP: 0.203, SLG: 0.233 (1, 6)	0-3 K		0-0 F4				0-0 1B		0-0 5-3	4	0	1	0	0	1	4				
Juan Marichal, R OBP: 0.152, SLG: 0.143 (1, 1)			0-0 F5		0-3 K		0-0 F7		0-1 CI	3	0	0	0	0	1	1				
Inning Stats	R: 0 E: 0 K: 2 S: 7	H: 0 LOB: 0 BB: 0 P: 7	R: 0 E: 0 K: 1 S: 6	H: 1 LOB: 2 BB: 1 P: 10	R: 0 E: 0 K: 1 S: 5	H: 0 LOB: 0 BB: 0 P: 5	R: 1 E: 0 K: 0 S: 5	H: 2 LOB: 2 BB: 1 P: 9	R: 0 E: 0 K: 0 S: 5	H: 0 LOB: 0 BB: 0 P: 3	R: 0 E: 0 K: 0 S: 4	H: 1 LOB: 1 BB: 0 P: 4	R: 3 E: 0 K: 0 S: 5	H: 3 LOB: 1 BB: 1 P: 9	R: 0 E: 1 K: 1 S: 6	H: 0 LOB: 1 BB: 0 P: 6	1B: 4 2B: 2 3B: 1 HR: 0	SF: 0 SAC: 0 DP: 0 HBP: 0	WP: 0 PB: 0 SB: 1 CS: 0	PA: 37
PITCHER	IP WLS BF H R ER SO BB IBB HBP BLK WP HR S P ERA WHIP	IP WLS BF H R ER SO BB IBB HBP BLK WP HR S P ERA WHIP																		
Ray Culp, R ERA: 2.83 Jack Baldschun, R ERA: 2.21 (1, 1) (8, 1)	7.0 L 27 4 1 1 5 0 2 0 0 0 0 0 35 43 1.29 0.571	2.0 10 3 3 3 1 1 0 0 0 0 0 0 11 15 13.50 2.000																		

San Francisco Giants @ Philadelphia Phillies
 Connie Mack Stadium, Philadelphia, PA
 Fri Aug 09 1963, 7:05 PM EDT
 Att: 27,145 - Unknown

AB	33
R	4
H	7
RBI	4
BB	3
SO	6
LOB	9



Batter	1	2	3	4	5	6	7	8	9	AB	R	H	RBI	BB	SO	LOB	BOTTOM					
Tony Taylor, R OBP: 0.339, SLG: 0.364 (1, 4)	0-3 K		0-0 1B		4-0 BB			0-0 G3-6		3	0	2	0	1	1	0						
Johnny Callison, L OBP: 0.341, SLG: 0.482 (1, 9)	0-0 3B		0-0 F7		0-0 F7			0-0 F8		4	0	1	0	0	0	4						
Wes Covington, L OBP: 0.377, SLG: 0.550 (1, 7)	0-3 K			0-0 1B		0-0 4-3		0-0 G3-6		4	0	1	0	0	1	2						
Tony Gonzalez, L OBP: 0.382, SLG: 0.448 (1, 8)	0-0 F7			0-0 F7		0-3 K			0-0 FC4-6	4	0	1	0	0	1	2						
Roy Sievers, R OBP: 0.316, SLG: 0.430 (1, 3)		0-0 G6-4-3		0-3 K		0-0 F8			4-0 FC4-6	3	0	1	0	1	1	1						
Clay Dainypile, L OBP: 0.323, SLG: 0.357 (1, 2)		0-0 F5		0-0 G3			0-0 G3		0-0 FC4-6	4	0	0	0	0	0	4						
Don Hoak, R OBP: 0.279, SLG: 0.316 (1, 5)		0-0 G6-4-3			0-0 F6		0-0 F8		0-0 L4-3	4	0	0	0	0	0	3						
Bobby Wine, R OBP: 0.234, SLG: 0.277 (1, 6)			0-0 F8		0-0 SH3		0-0 E6			3	0	1	0	0	0	0						
Ray Culp, R OBP: 0.200, SLG: 0.189 Don Demeter, R OBP: 0.329, SLG: 0.455 Jack Baldschun, R (7, PH) (8, 1)			0-3 K		0-0 SH3		0-3 K			1	0	0	0	0	1	0						
Inning Stats	R: 0 E: 0 K: 2 S: 8	H: 1 LOB: 1 BB: 0 P: 8	R: 0 E: 0 K: 0 S: 3	H: 1 LOB: 0 BB: 0 P: 3	R: 0 E: 0 K: 1 S: 6	H: 1 LOB: 1 BB: 0 P: 6	R: 0 E: 0 K: 1 S: 6	H: 1 LOB: 1 BB: 0 P: 6	R: 0 E: 0 K: 1 S: 4	H: 0 LOB: 2 BB: 1 P: 8	R: 0 E: 0 K: 1 S: 5	H: 0 LOB: 0 BB: 0 P: 5	R: 0 E: 1 K: 1 S: 6	H: 0 LOB: 1 BB: 0 P: 6	R: 0 E: 0 K: 0 S: 3	H: 1 LOB: 0 BB: 0 P: 3	R: 0 E: 0 K: 0 S: 3	H: 1 LOB: 1 BB: 1 P: 7	1B: 6 2B: 1 3B: 1 HR: 0	SF: 0 SAC: 1 DP: 3 HBP: 0	WP: 0 PB: 0 SB: 0 CS: 0	PA: 34
PITCHER	IP WLS BF H R ER SO BB IBB HBP BLK WP HR S P ERA WHIP	IP WLS BF H R ER SO BB IBB HBP BLK WP HR S P ERA WHIP																				
Juan Marichal, R ERA: 2.05 (1, 1)	9.0 W 34 7 0 0 6 2 0 0 0 0 0 44 52 0.00 1.000																					

San Francisco Giants @ Philadelphia Phillies
 Connie Mack Stadium, Philadelphia, PA
 Fri Aug 09 1963, 7:05 PM EDT
 Att: 27,145 - Unknown

AB	31
R	0
H	7
RBI	0
BB	2
SO	6
LOB	17



Batter	1	2	3	4	5	6	7	8	9	AB	R	H	RBI	BB	SO	LOB	TOP								
Harvey Kuenn, R OBP: 0.370, SLG: 0.429 (1, 5)	0-0 SH1-3 1B		4-0 1B BB		4-0 1-2 2B BB		0-3 K		0-0 FC2-6 1B	3	2	2	0	2	0	1	San Francisco Giants @ Philadelphia Phillies Connie Mack Stadium, Philadelphia, PA Sun Aug 11 1963, 3:33 AM EDT Att: 15,874 - Unknown								
Chuck Hiller, L OBP: 0.245, SLG: 0.273 (1, 4)	0-0 SH1-3 1-2		0-0 SF8		0-0 SH2-4		0-0 HR 1B		0-0 FC2-6 4-3 PB 1-2	2	1	1	3	0	0	1									
Willie McCovey, L Norm Larker, L OBP: 0.367, SLG: 0.585 OBP: 0.298, SLG: 0.235 (1, 7) (5, 3)	0-0 4-3 2-3		0-0 FC6-4 1-3 1B		0-3 K		0-0 HR		0-0 4-3	3	0	1	0	0	1	3									
Willie Mays, R OBP: 0.360, SLG: 0.542 (1, 8)	0-0 5-3		0-0 FC6-4 1-2		0-0 K S 2B		0-3 K		0-0 F7	4	0	1	2	0	1	3									
Orlando Cepeda, R OBP: 0.354, SLG: 0.521 (1, 3)		0-0 F3								3	0	1	0	1	0	0									
Jose Pagan, R OBP: 0.268, SLG: 0.270 Jim Davenport, R OBP: 0.285, SLG: 0.328 (8, 7) (9, 5)										0	0	0	0	0	0	0									
Felipe Alou, R OBP: 0.323, SLG: 0.474 (1, 9)		0-0 L5-3 1B								5	0	2	0	0	0	3									
Tom Haller, L OBP: 0.325, SLG: 0.397 (1, 2)		0-0 L5-3 1-2								3	0	0	0	1	0	2									
Ernie Bowman, R OBP: 0.217, SLG: 0.259 (1, 6)			0-0 SH1-4 SF8 2B		0-0 G6-4-3 1-2					4	1	1	0	0	0	3									
Jack Sanford, R OBP: 0.234, SLG: 0.191 Billy Hoelt, L OBP: 0.250, SLG: 0.250 (1, 1) (9, 1) (9, 1)			0-0 SH1-4 2-3		0-0 E5 SH2-4 BB 2B					3	1	1	0	0	1	0									
Inning Stats	R: 0 E: 0 K: 0 S: 4	H: 1 LOB: 1 BB: 0 P: 4	R: 0 E: 0 K: 0 S: 3	H: 1 LOB: 0 BB: 0 P: 3	R: 1 E: 0 K: 0 S: 5	H: 2 LOB: 2 BB: 1 P: 9	R: 0 E: 0 K: 0 S: 3	H: 1 LOB: 1 BB: 1 P: 7	R: 2 E: 1 K: 1 S: 6	H: 1 LOB: 2 BB: 2 P: 14	R: 0 E: 0 K: 0 S: 3	H: 0 LOB: 0 BB: 0 P: 3	R: 2 E: 0 K: 3 S: 11	H: 2 LOB: 0 BB: 0 P: 11	R: 0 E: 0 K: 0 S: 4	H: 1 LOB: 1 BB: 0 P: 4		R: 0 E: 0 K: 0 S: 4	H: 1 LOB: 1 BB: 0 P: 4	1B: 6 2B: 4 3B: 0 HR: 1	SF: 1 SAC: 3 DP: 2 HBP: 0	WP: 0 PB: 1 SB: 1 CS: 0	PA: 40		
PITCHER	IP WLS BF H R ER SO BB IBB HBP BLK WP HR S P ERA WHIP	IP WLS BF H R ER SO BB IBB HBP BLK WP HR S P ERA WHIP	IP WLS BF H R ER SO BB IBB HBP BLK WP HR S P ERA WHIP	IP WLS BF H R ER SO BB IBB HBP BLK WP HR S P ERA WHIP	IP WLS BF H R ER SO BB IBB HBP BLK WP HR S P ERA WHIP	IP WLS BF H R ER SO BB IBB HBP BLK WP HR S P ERA WHIP	IP WLS BF H R ER SO BB IBB HBP BLK WP HR S P ERA WHIP	IP WLS BF H R ER SO BB IBB HBP BLK WP HR S P ERA WHIP	IP WLS BF H R ER SO BB IBB HBP BLK WP HR S P ERA WHIP	IP WLS BF H R ER SO BB IBB HBP BLK WP HR S P ERA WHIP	IP WLS BF H R ER SO BB IBB HBP BLK WP HR S P ERA WHIP	IP WLS BF H R ER SO BB IBB HBP BLK WP HR S P ERA WHIP	IP WLS BF H R ER SO BB IBB HBP BLK WP HR S P ERA WHIP	IP WLS BF H R ER SO BB IBB HBP BLK WP HR S P ERA WHIP	IP WLS BF H R ER SO BB IBB HBP BLK WP HR S P ERA WHIP	IP WLS BF H R ER SO BB IBB HBP BLK WP HR S P ERA WHIP		IP WLS BF H R ER SO BB IBB HBP BLK WP HR S P ERA WHIP	IP WLS BF H R ER SO BB IBB HBP BLK WP HR S P ERA WHIP	IP WLS BF H R ER SO BB IBB HBP BLK WP HR S P ERA WHIP	IP WLS BF H R ER SO BB IBB HBP BLK WP HR S P ERA WHIP	IP WLS BF H R ER SO BB IBB HBP BLK WP HR S P ERA WHIP	IP WLS BF H R ER SO BB IBB HBP BLK WP HR S P ERA WHIP	IP WLS BF H R ER SO BB IBB HBP BLK WP HR S P ERA WHIP	IP WLS BF H R ER SO BB IBB HBP BLK WP HR S P ERA WHIP

AB	32
R	5
H	10
RBI	5
BB	4
SO	4
LOB	17



Batter	1	2	3	4	5	6	7	8	9	AB	R	H	RBI	BB	SO	LOB	BOTTOM									
Tony Taylor, R OBP: 0.337, SLG: 0.360 (1, 4)	0-0 1-3		0-0 1B			0-0 F8			0-0 1-3	4	0	1	0	0	0	0	San Francisco Giants @ Philadelphia Phillies Connie Mack Stadium, Philadelphia, PA Sun Aug 11 1963, 3:33 AM EDT Att: 15,874 - Unknown									
Johnny Callison, L OBP: 0.341, SLG: 0.480 (1, 9)	0-0 F8		0-3 K			0-0 F2			4-0 FC6 1B BB	3	0	0	0	1	1											
Wes Covington, L OBP: 0.388, SLG: 0.574 (1, 7)	0-0 2B					0-0 G4-6-3 1B			0-0 FC6 1-2 1B	4	1	4	1	0	0											
Tony Gonzalez, L OBP: 0.379, SLG: 0.448 (1, 8)	0-0 3-1					0-0 G4-6-3 1-2			0-0 FC6 1-2 2-3	4	0	0	0	0	4											
Roy Sievers, R OBP: 0.315, SLG: 0.436 (1, 3)		0-0 F9				0-0 F7			0-0 F6	4	0	0	0	0	2											
Clay Dainoff, L OBP: 0.325, SLG: 0.358 (1, 2)		0-0 G3								3	0	0	0	0	0											
Don Hoak, R OBP: 0.273, SLG: 0.309 (1, 5)		0-0 F8								3	0	0	0	0	0											
Bobby Wine, R OBP: 0.232, SLG: 0.277 (1, 6)			0-0 5-3							3	0	0	0	0	0											
Cal McLish, S OBP: 0.281, SLG: 0.283 Frank Torre, L OBP: 0.301, SLG: 0.315 John Boozer, R OBP: 0.143, SLG: 0.143 Don Demeter, R OBP: 0.325, SLG: 0.449 Johnny Klippstein, R OBP: 0.325, SLG: 0.449 (1, 1) (6, PH) (7, 1) (8, PH) (9, 1)			0-3 K						0-0 F4	1	0	0	0	0	1											
Inning Stats	R: 0 E: 0 K: 0 S: 4	H: 1 LOB: 1 BB: 0 P: 4	R: 0 E: 0 K: 0 S: 3	H: 0 LOB: 0 BB: 0 P: 3	R: 0 E: 0 K: 2 S: 8	H: 1 LOB: 1 BB: 0 P: 8	R: 0 E: 0 K: 0 S: 3	H: 1 LOB: 0 BB: 0 P: 3	R: 0 E: 0 K: 0 S: 3	H: 0 LOB: 0 BB: 0 P: 3	R: 1 E: 0 K: 0 S: 4	H: 1 LOB: 0 BB: 0 P: 4	R: 0 E: 0 K: 0 S: 3	H: 0 LOB: 0 BB: 0 P: 3	R: 0 E: 0 K: 0 S: 4	H: 1 LOB: 2 BB: 1 P: 8		1B: 3 2B: 1 3B: 0 HR: 1	SF: 0 SAC: 0 DP: 1 HBP: 0	WP: 0 PB: 0 SB: 0 CS: 0	PA: 32					
PITCHER	IP WLS BF H R ER SO BB IBB HBP BLK WP HR S P ERA WHIP	IP WLS BF H R ER SO BB IBB HBP BLK WP HR S P ERA WHIP	IP WLS BF H R ER SO BB IBB HBP BLK WP HR S P ERA WHIP	IP WLS BF H R ER SO BB IBB HBP BLK WP HR S P ERA WHIP	IP WLS BF H R ER SO BB IBB HBP BLK WP HR S P ERA WHIP	IP WLS BF H R ER SO BB IBB HBP BLK WP HR S P ERA WHIP	IP WLS BF H R ER SO BB IBB HBP BLK WP HR S P ERA WHIP	IP WLS BF H R ER SO BB IBB HBP BLK WP HR S P ERA WHIP	IP WLS BF H R ER SO BB IBB HBP BLK WP HR S P ERA WHIP	IP WLS BF H R ER SO BB IBB HBP BLK WP HR S P ERA WHIP	IP WLS BF H R ER SO BB IBB HBP BLK WP HR S P ERA WHIP	IP WLS BF H R ER SO BB IBB HBP BLK WP HR S P ERA WHIP	IP WLS BF H R ER SO BB IBB HBP BLK WP HR S P ERA WHIP	IP WLS BF H R ER SO BB IBB HBP BLK WP HR S P ERA WHIP	IP WLS BF H R ER SO BB IBB HBP BLK WP HR S P ERA WHIP	IP WLS BF H R ER SO BB IBB HBP BLK WP HR S P ERA WHIP		IP WLS BF H R ER SO BB IBB HBP BLK WP HR S P ERA WHIP	IP WLS BF H R ER SO BB IBB HBP BLK WP HR S P ERA WHIP	IP WLS BF H R ER SO BB IBB HBP BLK WP HR S P ERA WHIP	IP WLS BF H R ER SO BB IBB HBP BLK WP HR S P ERA WHIP	IP WLS BF H R ER SO BB IBB HBP BLK WP HR S P ERA WHIP	IP WLS BF H R ER SO BB IBB HBP BLK WP HR S P ERA WHIP	IP WLS BF H R ER SO BB IBB HBP BLK WP HR S P ERA WHIP	IP WLS BF H R ER SO BB IBB HBP BLK WP HR S P ERA WHIP	IP WLS BF H R ER SO BB IBB HBP BLK WP HR S P ERA WHIP

AB	31
R	1
H	5
RBI	1
BB	1
SO	2
LOB	7



Batter	1	2	3	4	5	6	7	8	9	AB	R	H	RBI	BB	SO	LOB	TOP			
Harvey Kuenn, R OBP: 0.368, SLG: 0.426 (1, 7)	0-0 1-3		0-0 F2			0-0 4-3		0-0 SH3-4 2B 1B		4	1	1	0	0	0	0				
Jim Davenport, R OBP: 0.285, SLG: 0.330 (1, 4)	0-3 K			0-0 1-3		0-0 1B 2B		0-0 SH3-4 1-2		3	0	1	0	0	1	0				
Jim Ray Hart, R OBP: 0.583, SLG: 0.500 (1, 5)	0-0 6-3			0-0 1-3		4-0 1B BB		0-0 2-H 2B		3	0	1	1	1	0	0				
Willie Mays, R OBP: 0.359, SLG: 0.540 (1, 8)		0-0 6-3		0-0 1B		0-0 F5		0-0 5-3		4	0	1	0	0	0	2				
Orlando Cepeda, R OBP: 0.353, SLG: 0.518 (1, 3)		0-0 6-3		0-0 F8		0-0 1-2 2-3 1B		0-3 K		4	0	1	0	0	1	1				
Felipe Alou, R OBP: 0.322, SLG: 0.472 (1, 9)		0-0 1B			0-3 K	0-0 F8		0-0 F8		4	0	1	0	0	1	3				
Ed Bailey, L OBP: 0.360, SLG: 0.472 Jose Pagan, R OBP: 0.270, SLG: 0.272 Juan Marichal, R OBP: 0.152, SLG: 0.143 (9, PH) (9, PR)	0-0 F5			0-0 1-3 1B		0-0 K		0-0 FC5-4 1B		3	0	1	0	0	1	1				
Ernie Bowman, R OBP: 0.207, SLG: 0.247 (1, 6)			0-0 6-3		0-0 1-3		0-3 K		0-0 FC5-4	4	0	0	0	0	1	2				
Jim Duffalo, R OBP: 0.118, SLG: 0.118 Bobby Bolin, R OBP: 0.200, SLG: 0.091 (8, 1)			0-3 K		0-3 K		0-3 K			3	0	0	0	0	3	1				
										0	0	0	0	0	0	0				
Inning Stats	R: 0 E: 0 K: 1 S: 5	H: 0 LOB: 0 BB: 0 P: 5	R: 0 E: 0 K: 0 S: 4	H: 1 LOB: 1 BB: 0 P: 4	R: 0 E: 0 K: 1 S: 5	H: 0 LOB: 0 BB: 0 P: 5	R: 0 E: 0 K: 0 S: 4	H: 1 LOB: 1 BB: 0 P: 4	R: 0 E: 0 K: 2 S: 8	H: 2 LOB: 3 BB: 1 P: 9	R: 0 E: 0 K: 3 S: 9	H: 0 LOB: 0 BB: 0 P: 9	R: 1 E: 0 K: 0 S: 4	H: 2 LOB: 0 BB: 0 P: 4	R: 0 E: 0 K: 1 S: 6	H: 1 LOB: 1 BB: 0 P: 6	1B: 6 2B: 2 3B: 0 HR: 0	SF: 0 SAC: 1 DP: 0 HBP: 0	WP: 0 PB: 0 SB: 0 CS: 0	PA: 35
PITCHER Chris Short, L ERA: 3.4 (1, 1)	IP: 9.0 WLS: W BF: 35 H: 8 R: 1 ER: 1 SO: 8 BB: 1 IBB: 0 HBP: 0 BLK: 0 WP: 0 HR: 0 S: 50 P: 54 ERA: 1.00 WHIP: 1.000															PITCHER IP: WLS: BF: H: R: ER: SO: BB: IBB: HBP: BLK: WP: HR: S: P: ERA: WHIP				

San Francisco Giants @ Philadelphia Phillies
 Connie Mack Stadium, Philadelphia, PA
 Mon Aug 12 1963, 7:05 PM EDT
 Att: 20,671 - Unknown

AB 33
 R 1
 H 8
 RBI 1
 BB 1
 SO 8
 LOB 10



Batter	1	2	3	4	5	6	7	8	9	AB	R	H	RBI	BB	SO	LOB	BOTTOM			
Tony Taylor, R OBP: 0.342, SLG: 0.364 (1, 4)	0-0 L5-3 1B		4-0 S BB		0-0 1-2 1B			0-0 HR 1B		3	1	3	0	1	0	0				
Johnny Callison, L OBP: 0.342, SLG: 0.486 (1, 9)	0-0 L5-3 1-2		4-0 1-2 BB		0-0 3-1			0-0 1-H HR		3	1	1	2	1	0	3				
Wes Covington, L OBP: 0.385, SLG: 0.564 Frank Torre, L OBP: 0.301, SLG: 0.315 (9, 3)	0-0 G3		0-0 F9		0-0 4-3			0-0 4-3		4	0	0	0	0	0	2				
Tony Gonzalez, L OBP: 0.385, SLG: 0.450 (9, 7)		4-0 S BB		0-0 F7-6-4 1B		0-0 BB 1B		4-0 S 1B BB		2	1	2	0	2	0	0				
Roy Sievers, R OBP: 0.317, SLG: 0.435 (8, PR) Cookie Rojas, R OBP: 0.230, SLG: 0.200 Ruben Amaro, R OBP: 0.274, SLG: 0.302 (9, 5)	0-3 K		0-0 P3		4-0 G6-4-3 BB			0-0 1-H S 1B		3	0	1	1	1	1	2				
Don Demeter, R OBP: 0.322, SLG: 0.444 (9, 8)	0-3 K		0-0 F7-6-4		0-0 G6-4-3			0-0 F8		4	0	0	0	0	1	5				
Clay Dalrymple, L OBP: 0.327, SLG: 0.356 (1, 2)	0-3 K			0-0 P3		4-0 6-2-3 BB		4-0 IBB		2	0	0	0	2	1	1				
Bobby Wine, R OBP: 0.229, SLG: 0.273 (1, 6)			0-0 5-3		0-3 K			0-3 K		4	0	0	0	0	3	3				
Chris Short, R OBP: 0.103, SLG: 0.154 (1, 1)			0-0 1-3		0-0 1B			0-0 6-2-3		3	0	1	0	0	0	1				
										1B: 7 2B: 3 3B: 0 HR: 1	SF: 0 SAC: 0 DP: 4 HBP: 0	WP: 0 PB: 0 SB: 4 CS: 0	PA: 35							
Inning Stats	R: 0 E: 0 K: 0 S: 3	H: 1 LOB: 0 BB: 0 P: 3	R: 0 E: 0 K: 3 S: 9	H: 0 LOB: 1 BB: 1 P: 13	R: 0 E: 0 K: 0 S: 3	H: 0 LOB: 2 BB: 2 P: 11	R: 0 E: 0 K: 0 S: 3	H: 1 LOB: 0 BB: 0 P: 3	R: 0 E: 0 K: 1 S: 7	H: 2 LOB: 2 BB: 0 P: 7	R: 0 E: 0 K: 0 S: 3	H: 1 LOB: 1 BB: 1 P: 7	R: 0 E: 0 K: 1 S: 4	H: 0 LOB: 0 BB: 1 P: 8	R: 3 E: 0 K: 1 S: 8	H: 3 LOB: 2 BB: 2 P: 16	1B: 7 2B: 3 3B: 0 HR: 1	SF: 0 SAC: 0 DP: 4 HBP: 0	WP: 0 PB: 0 SB: 4 CS: 0	PA: 35
PITCHER Jim Duffalo, R ERA: 2.67 Bobby Bolin, R ERA: 2.65 (8, 1)	IP: 7.1 WLS: L BF: 31 H: 7 R: 3 ER: 3 SO: 3 BB: 6 IBB: 0 HBP: 0 BLK: 0 WP: 0 HR: 1 S: 35 P: 59 ERA: 3.68 WHIP: 1.773															PITCHER IP: WLS: BF: H: R: ER: SO: BB: IBB: HBP: BLK: WP: HR: S: P: ERA: WHIP				

San Francisco Giants @ Philadelphia Phillies
 Connie Mack Stadium, Philadelphia, PA
 Mon Aug 12 1963, 7:05 PM EDT
 Att: 20,671 - Unknown

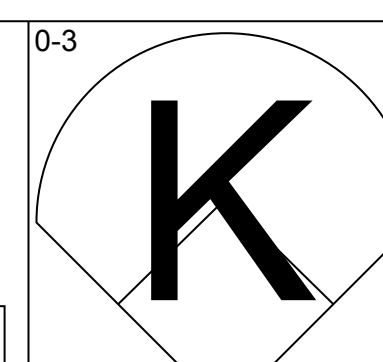
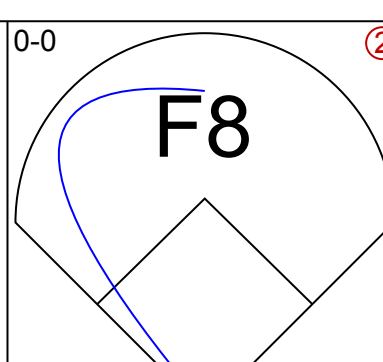
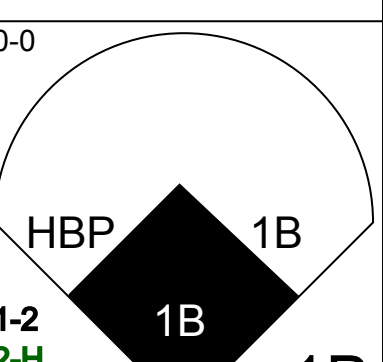
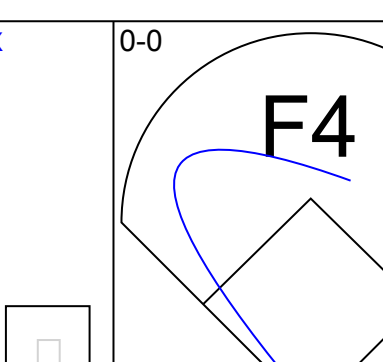
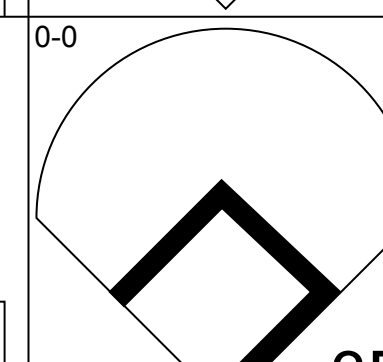
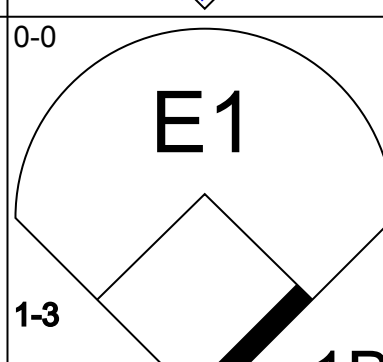
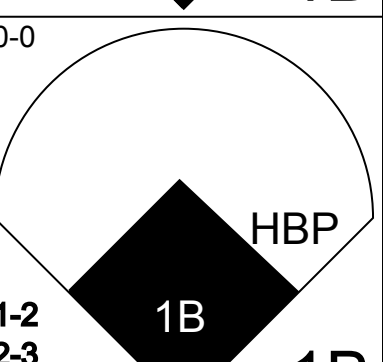
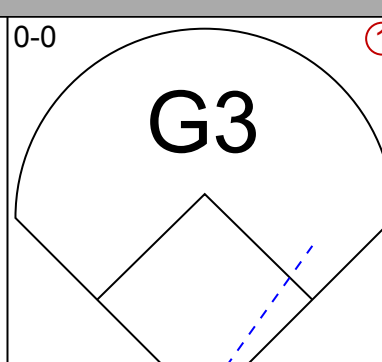
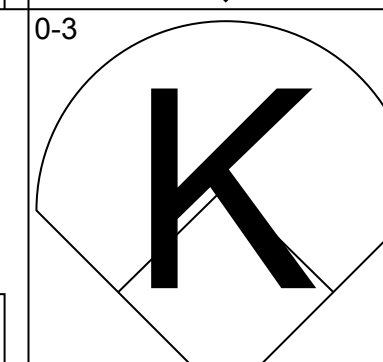
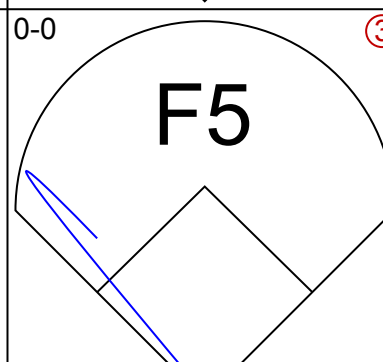
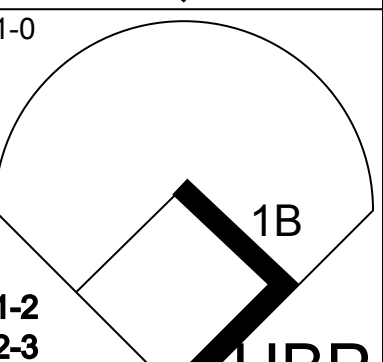
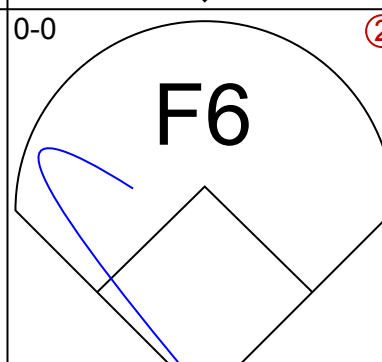
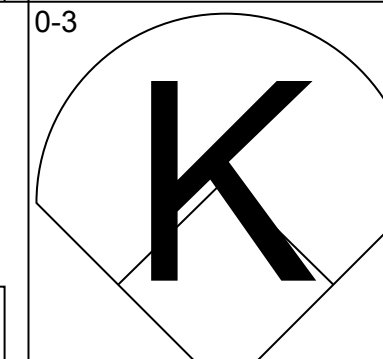
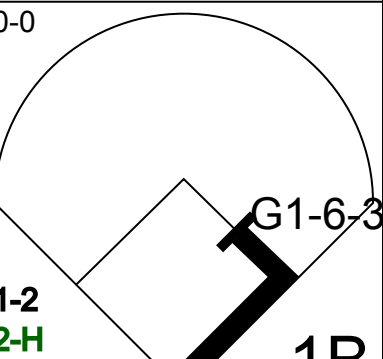
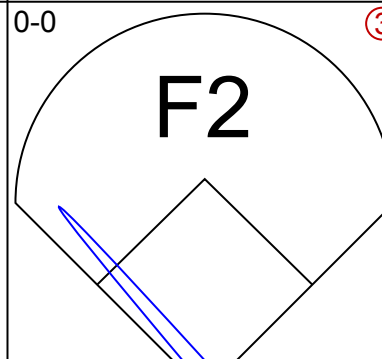
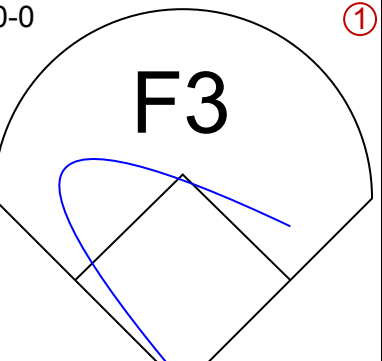
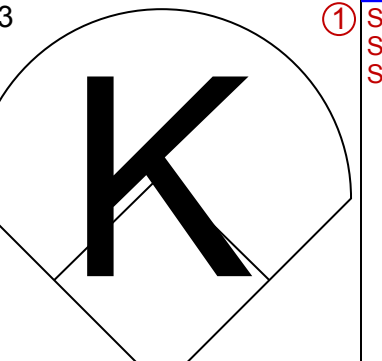
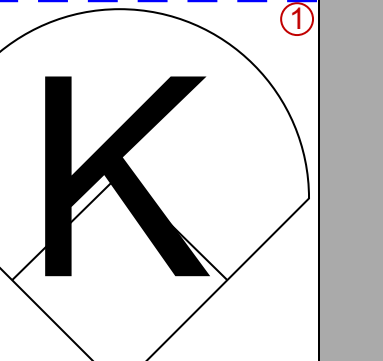

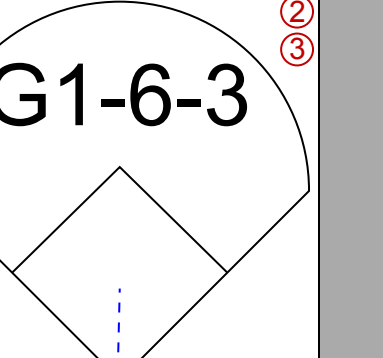
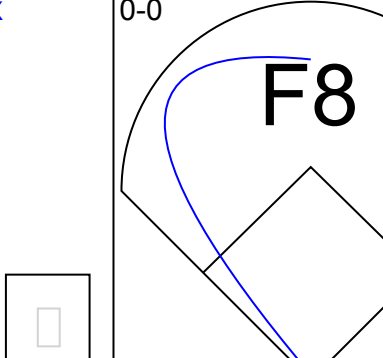
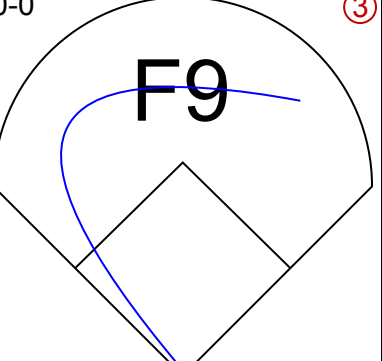
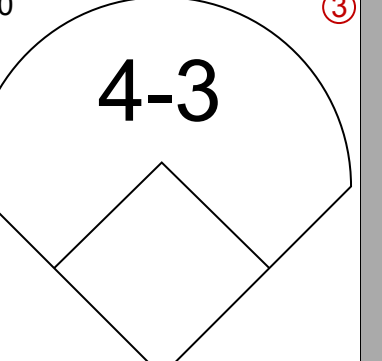
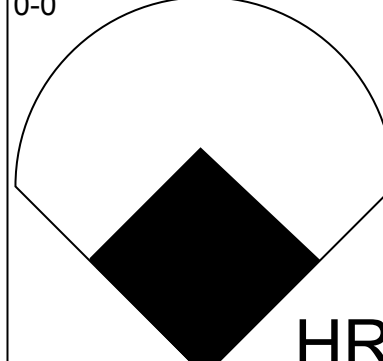
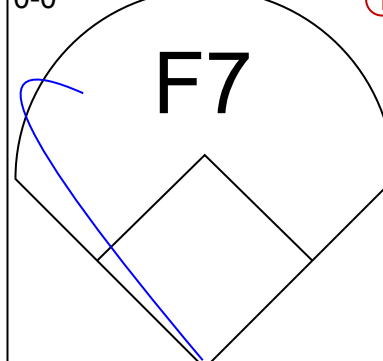
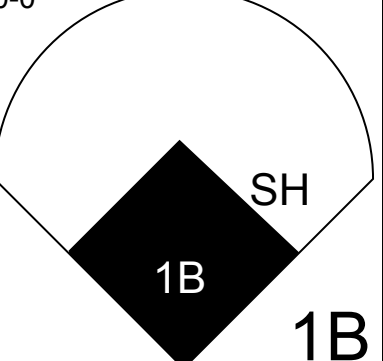
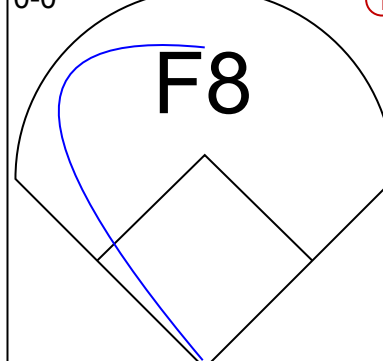
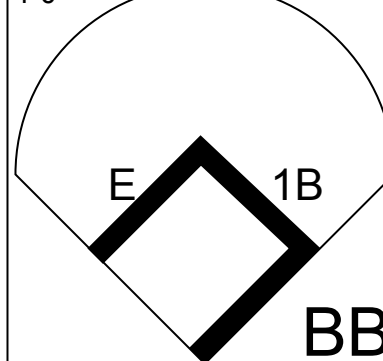
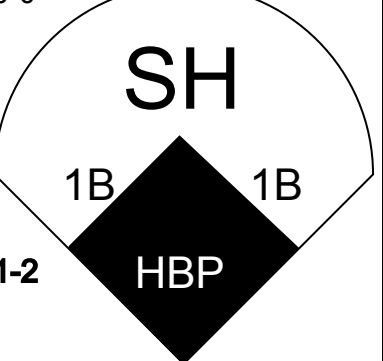

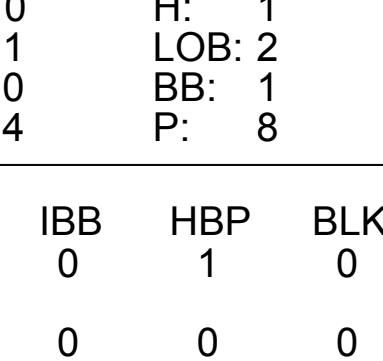
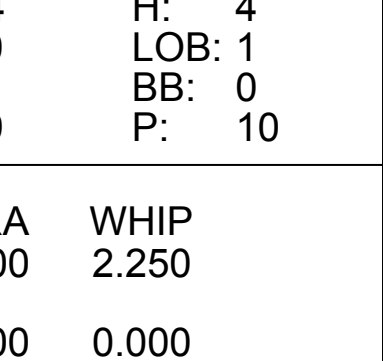
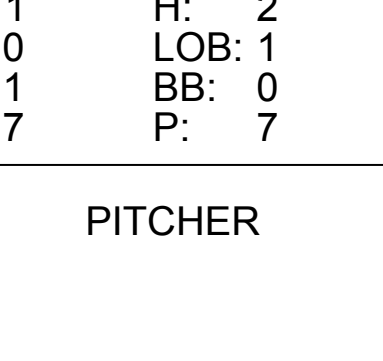
AB 28
 R 3
 H 8
 RBI 3
 BB 7
 SO 6
 LOB 17

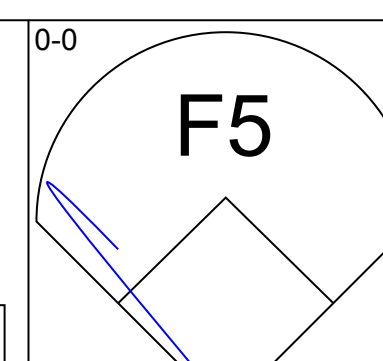
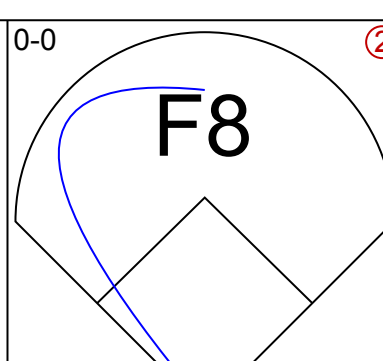
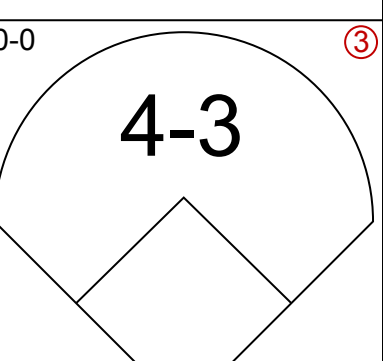
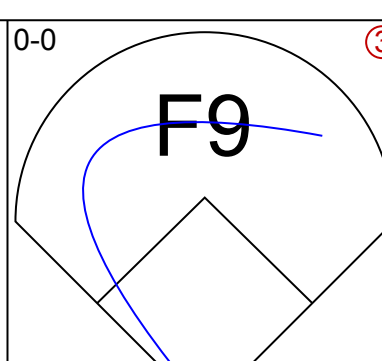
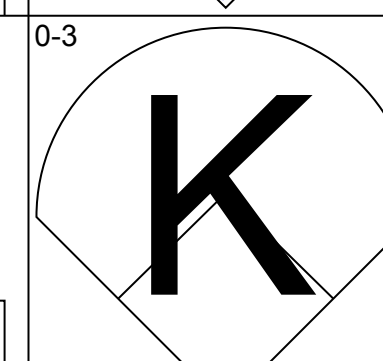
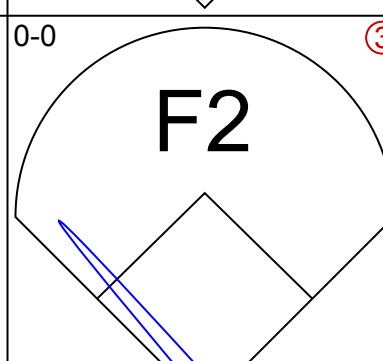
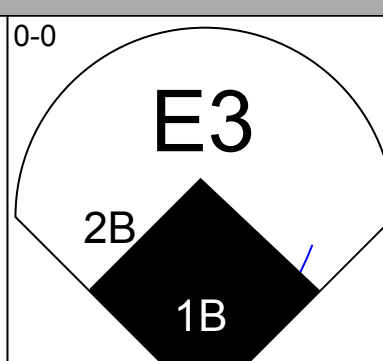

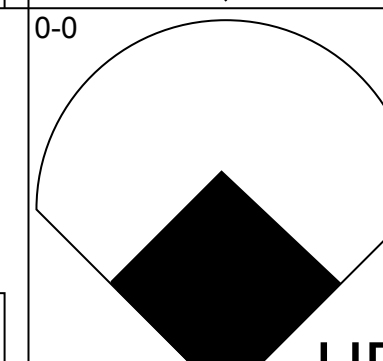
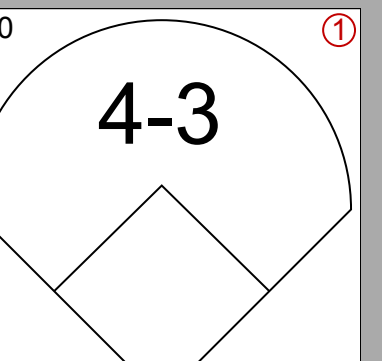
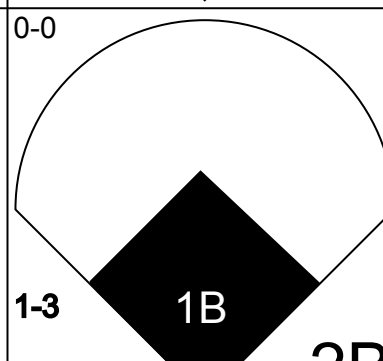
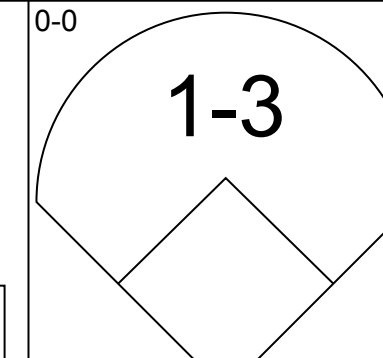
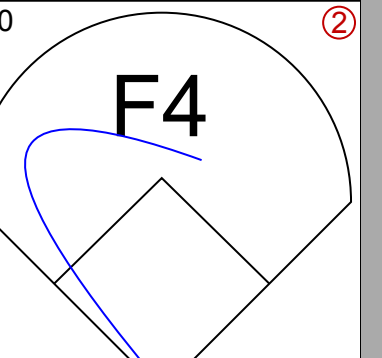
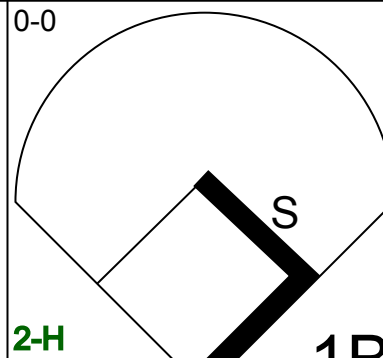
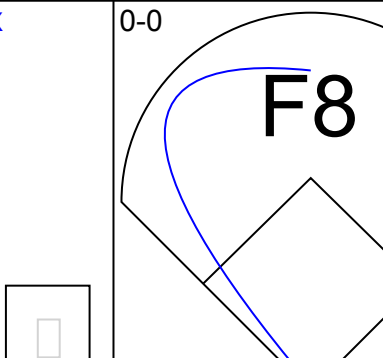
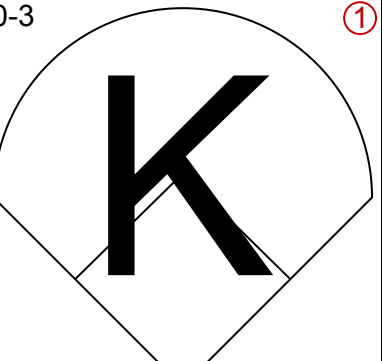
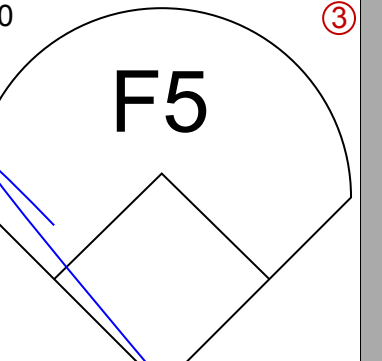
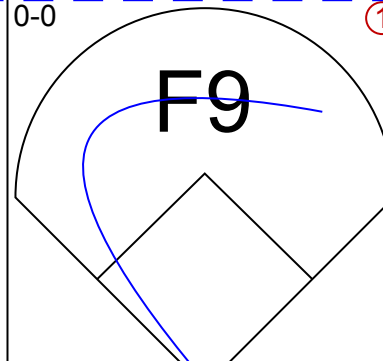
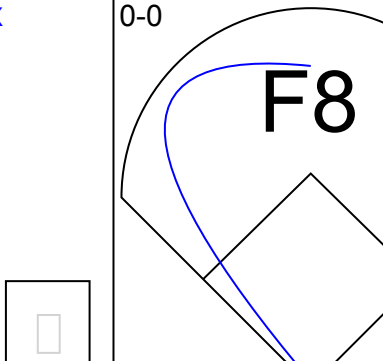
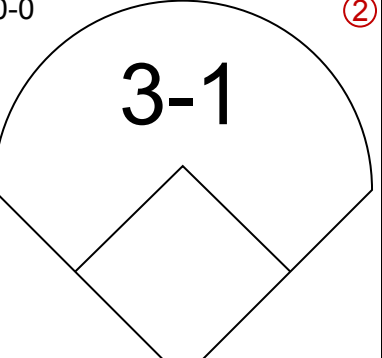
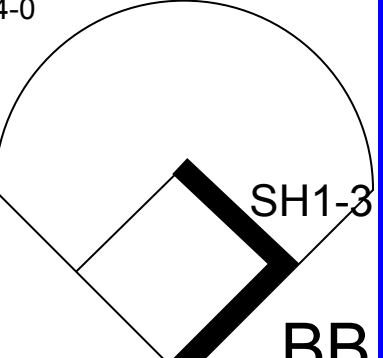
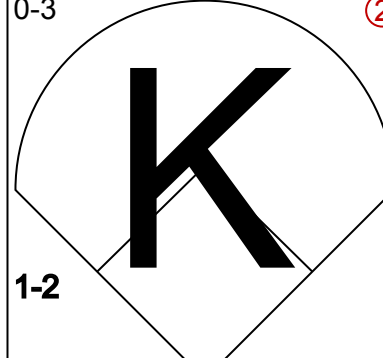
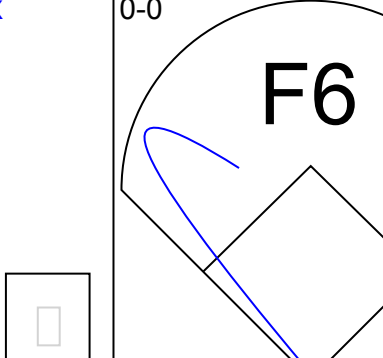
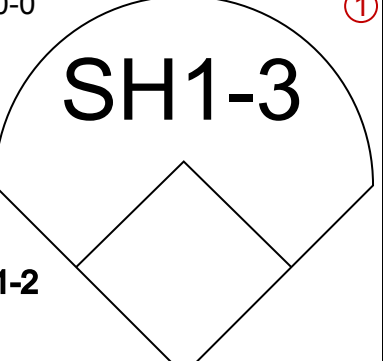
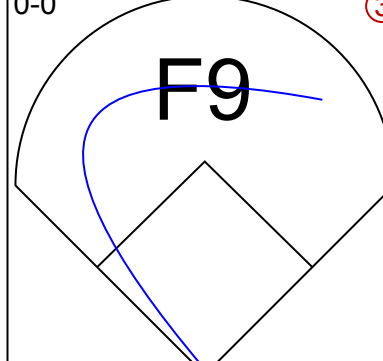
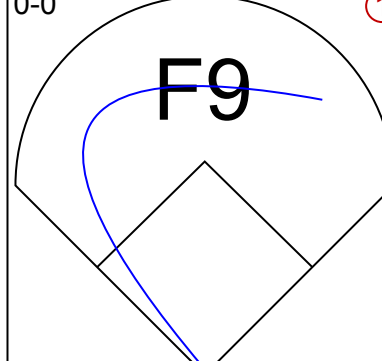
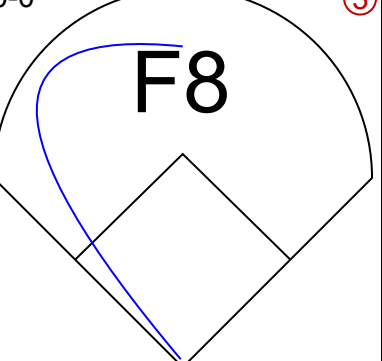
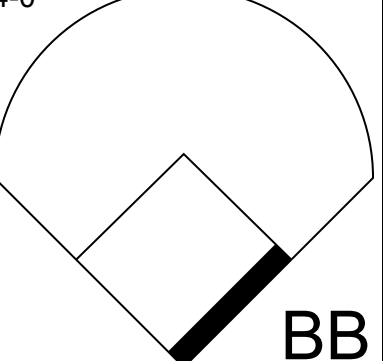
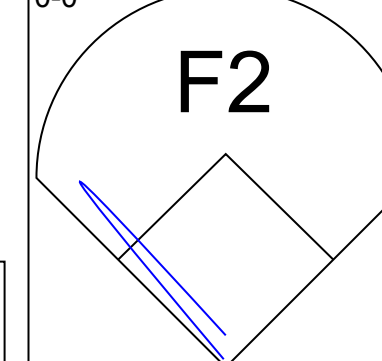
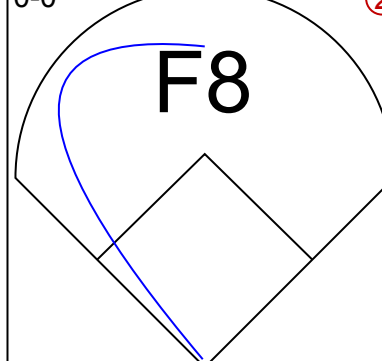
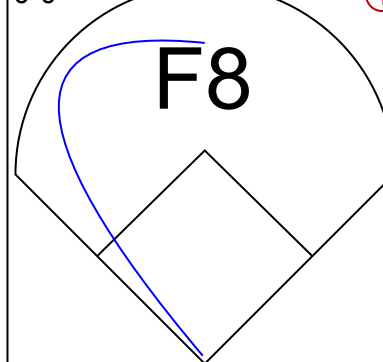
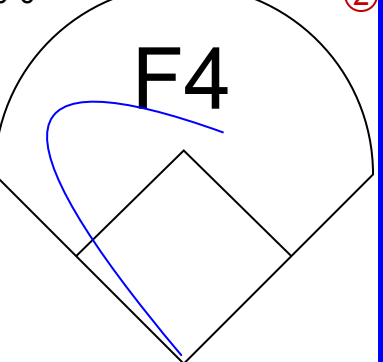
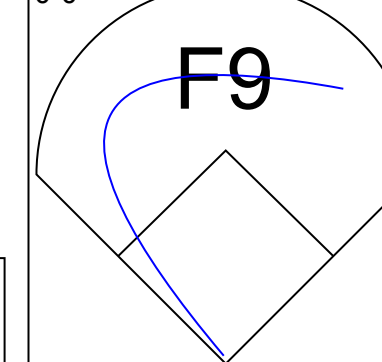


Batter	1	2	3	4	5	6	7	8	9	AB	R	H	RBI	BB	SO	LOB	TOP		
Harvey Kuenn, R OBP: 0.367, SLG: 0.423 (1, 7)	3-1			FC5-6 1B		F9			F9	4	0	1	0	0	0	1	San Francisco Giants @ Cincinnati Reds Crosley Field, Cincinnati, OH Tue Aug 13 1963, 7:05 PM EDT Att: 15,453 - Unknown livebaseballscorecards.com		
Chuck Hiller, L OBP: 0.246, SLG: 0.269 (1, 4)	4-3			FC5-6 WP 1-2		F5			1-3	4	0	0	0	0	0	2			
Jim Ray Hart, R OBP: 0.467, SLG: 0.364 (1, 5)	6-3			K2-3					K	3	0	0	0	0	2	1			
Willie Mays, R OBP: 0.357, SLG: 0.536 (8, 6)				F8					F3	3	0	0	0	0	0	1			
Ed Bailey, L OBP: 0.356, SLG: 0.466 (1, 2)				F9					3-1	3	0	0	0	0	0	0			
Orlando Cepeda, R OBP: 0.351, SLG: 0.514 (8, 7)				K					4-3	3	0	0	0	0	2	0			
Felipe Alou, R OBP: 0.322, SLG: 0.471 (8, 8)				F4					G4-6-3 1B	3	0	1	0	0	0	0			
Ernie Bowman, R OBP: 0.202, SLG: 0.241 (8, PH)				K					G4-6-3 1-2	2	0	0	0	0	2	0			
Norm Larker, L OBP: 0.236, SLG: 0.233 (8, 3)				K					K	1	0	0	0	0	0	1			
Juan Marichal, R OBP: 0.160, SLG: 0.141 (8, 1)				F3					K	1	0	0	0	1	0	0			
Bobby Bolin, R OBP: 0.200, SLG: 0.091 (9, PH)										0	0	0	0	0	0	0			
Jim Davenport, R OBP: 0.285, SLG: 0.330 (9, PH)										1	0	0	0	0	1	0			
Inning Stats	R: 0 E: 0 K: 0 S: 3	H: 0 LOB: 0 BB: 0 P: 3	R: 0 E: 0 K: 1 S: 5	H: 0 LOB: 0 BB: 0 P: 5	R: 0 E: 0 K: 1 S: 5	H: 1 LOB: 1 BB: 0 P: 6	R: 0 E: 0 K: 1 S: 5	H: 0 LOB: 0 BB: 0 P: 5	R: 0 E: 0 K: 1 S: 5	H: 0 LOB: 1 BB: 1 P: 9	R: 0 E: 0 K: 1 S: 5	H: 0 LOB: 0 BB: 0 P: 5	R: 0 E: 0 K: 0 S: 3	H: 1 LOB: 0 BB: 0 P: 3	R: 0 E: 0 K: 1 S: 5	H: 0 LOB: 0 BB: 0 P: 5	1B: 2 2B: 0 3B: 0 HR: 0	SF: 0 SAC: 0 DP: 1 HBP: 0	WP: 2 PA: 29 PB: 0 SB: 0 CS: 0
PITCHER Jim Maloney, R ERA: 2.88 (1, 1)	IP: 9.0 WLS: W BF: 29 H: 2 R: 0 ER: 0 SO: 7 BB: 1 IBB: 0 HBP: 0 BLK: 0 WP: 1 HR: 0 S: 42 P: 46 ERA: 0.00 WHIP: 0.333															PITCHER IP: 9.0 WLS: W BF: 29 H: 2 R: 0 ER: 0 SO: 7 BB: 1 IBB: 0 HBP: 0 BLK: 0 WP: 1 HR: 0 S: 42 P: 46 ERA: 0.00 WHIP: 0.333			

Batter	1	2	3	4	5	6	7	8	9	AB	R	H	RBI	BB	SO	LOB	BOTTOM		
Pete Rose, S OBP: 0.347, SLG: 0.380 (1, 4)	1-3									4	0	2	0	0	0	0	San Francisco Giants @ Cincinnati Reds Crosley Field, Cincinnati, OH Tue Aug 13 1963, 7:05 PM EDT Att: 15,453 - Unknown livebaseballscorecards.com		
Tommy Harper, R OBP: 0.370, SLG: 0.425 (1, 9)	K			F8 HR 1B		6-3			HR 1B	4	2	2	0	0	1	0			
Vada Pinson, L OBP: 0.355, SLG: 0.518 (1, 8)				F8 1-3 1B		F5			HR 1B	4	1	2	2	0	0	1			
Frank Robinson, R OBP: 0.387, SLG: 0.451 (1, 7)	F5			HR 1B		BB 1B			F5	4	1	2	2	0	0	1			
Gordy Coleman, L OBP: 0.290, SLG: 0.386 (1, 3)				4-3		BB 1B			5-3	3	0	0	0	1	1	0			
Johnny Edwards, L OBP: 0.318, SLG: 0.370 (1, 2)	F8			F9		BB 1-2			K	4	0	0	0	0	1	2			
Leo Cardenas, R OBP: 0.255, SLG: 0.307 (1, 6)									6-3	3	0	1	0	0	0	0			
Charlie Neal, R OBP: 0.296, SLG: 0.301 (1, 5)				K					SH1-4 1B 1B	3	0	1	0	0	1	1			
Jim Maloney, L OBP: 0.176, SLG: 0.138 (1, 1)				K					SH1-4 1-2	2	0	0	0	0	2	1			
Inning Stats	R: 0 E: 0 K: 1 S: 6	H: 1 LOB: 1 BB: 0 P: 6	R: 0 E: 0 K: 1 S: 5	H: 0 LOB: 0 BB: 0 P: 5	R: 0 E: 0 K: 2 S: 7	H: 0 LOB: 0 BB: 0 P: 7	R: 2 E: 0 K: 0 S: 5	H: 2 LOB: 0 BB: 0 P: 5	R: 0 E: 0 K: 1 S: 6	H: 2 LOB: 2 BB: 0 P: 6	R: 0 E: 0 K: 0 S: 4	H: 1 LOB: 1 BB: 1 P: 8	R: 0 E: 0 K: 0 S: 4	H: 2 LOB: 2 BB: 0 P: 4	R: 2 E: 0 K: 1 S: 7	H: 2 LOB: 0 BB: 0 P: 7		1B: 7 2B: 1 3B: 0 HR: 2	SF: 0 SAC: 1 DP: 0 HBP: 0
PITCHER Juan Marichal, R ERA: 2.15 Bobby Bolin, R ERA: 2.62 (8, 1)	IP: 7.0 WLS: L BF: 30 H: 10 R: 4 ER: 4 SO: 5 BB: 1 IBB: 0 HBP: 0 BLK: 0 WP: 0 HR: 2 S: 39 P: 43 ERA: 5.14 WHIP: 1.571															PITCHER IP: 7.0 WLS: L BF: 30 H: 10 R: 4 ER: 4 SO: 5 BB: 1 IBB: 0 HBP: 0 BLK: 0 WP: 0 HR: 2 S: 39 P: 43 ERA: 5.14 WHIP: 1.571			

Batter	1	2	3	4	5	6	7	8	9	10	AB	R	H	RBI	BB	SO	LOB	TOP							
Harvey Kuenn, R OBP: 0.363, SLG: 0.417 (10, 7)	K		F9		F8		F9	SF7				4	0	0	1	1	1								
Chuck Hiller, L OBP: 0.251, SLG: 0.271 (1, 4)	6-3			1B SF8	F9			K				5	2	2	0	0	1	3							
Willie McCovey, L OBP: 0.369, SLG: 0.591 (10, 3)	4-3			1B						K		6	2	3	2	0	1	2							
Willie Mays, R OBP: 0.361, SLG: 0.546 (1, 8)					SF8							3	1	3	3	1	0	0							
Orlando Cepeda, R OBP: 0.349, SLG: 0.511 (1, 3)												5	0	1	0	0	2	4							
Jack Fisher, R OBP: 0.200, SLG: 0.185 (10, 1)	G6-4-3			K								0	0	0	0	0	0	0							
Jim Duffalo, R OBP: 0.118, SLG: 0.118 (10, 1)												0	0	0	0	0	0	0							
Ed Bailey, L OBP: 0.380, SLG: 0.466 (1, 2)												4	0	2	0	1	0	2							
Jim Ray Hart, R OBP: 0.412, SLG: 0.308 (6, PH)												2	0	0	0	0	2	3							
Norm Larker, L OBP: 0.294, SLG: 0.232 (6, 5)	K											1	0	0	0	0	0	1							
Jim Davenport, R OBP: 0.288, SLG: 0.336 (6, 5)												2	2	2	0	0	0	0							
Ernie Bowman, R OBP: 0.202, SLG: 0.239 (1, 6)												5	0	1	0	0	0	4							
Frank Linzy, R OBP: 0.299, SLG: 0.304 (1, 1)												1	0	0	0	0	0	0							
Billy Pierce, L OBP: 0.303, SLG: 0.336 (8, PH)												0	0	0	0	0	0	0							
Bobby Bolin, R OBP: 0.288, SLG: 0.267 (10, PR)												0	0	0	0	0	0	0							
Billy Hoelt, L OBP: 0.288, SLG: 0.267 (10, PR)												1	0	1	0	0	0	0							
Don Larsen, R OBP: 0.118, SLG: 0.138 (10, PH)												0	0	0	0	0	0	0							
Inning Stats	R: 0 E: 0 K: 1 S: 5	H: 0 LOB: 0 BB: 0 P: 5	R: 0 E: 0 K: 1 S: 6	H: 2 LOB: 1 BB: 0 P: 6	R: 0 E: 0 K: 2 S: 3	H: 0 LOB: 0 BB: 0 P: 3	R: 1 E: 0 K: 2 S: 10	H: 3 LOB: 2 BB: 0 P: 10	R: 0 E: 0 K: 1 S: 6	H: 1 LOB: 1 BB: 0 P: 6	R: 2 E: 0 K: 0 S: 6	H: 3 LOB: 1 BB: 0 P: 6	R: 2 E: 0 K: 1 S: 8	H: 3 LOB: 1 BB: 0 P: 8	R: 1 E: 0 K: 1 S: 6	H: 1 LOB: 2 BB: 2 P: 14	R: 0 E: 0 K: 1 S: 5	H: 0 LOB: 1 BB: 1 P: 9	R: 1 E: 0 K: 0 S: 4	H: 2 LOB: 2 BB: 1 P: 9	1B: 12 2B: 1 3B: 0 HR: 2	SF: 2 SAC: 0 DP: 1 HBP: 1	WP: 0 PB: 0 SB: 0 CS: 0	PA: 48	
PITCHER	IP	WLS	BF	H	R	ER	SO	BB	IBB	HBP	BLK	WP	HR	S	P	ERA	WHIP								
John Tsitouris, R ERA: 3.6 (1, 1)	6.2		31	12	5	5	5	0	0	0	0	0	2	41	41	6.75	1.800								
Jim Coates, R ERA: 5.03 (7, 1)	0.2		5	1	1	1	1	2	0	0	0	0	0	5	13	13.50	4.500								
Al Worthington, R ERA: 2.88 (8, 1)	0.2		2	0	0	0	1	0	0	0	0	0	0	4	4	0.00	0.000								
Bill Henry, L ERA: 5.54 (9, 1)	2.0	L	10	2	1	1	1	2	0	1	0	0	0	9	18	4.50	2.000								
PITCHER	IP	WLS	BF	H	R	ER	SO	BB	IBB	HBP	BLK	WP	HR	S	P	ERA	WHIP								
John Tsitouris, R ERA: 3.6 (1, 1)	6.2		31	12	5	5	5	0	0	0	0	0	2	41	41	6.75	1.800								
Jim Coates, R ERA: 5.03 (7, 1)	0.2		5	1	1	1	1	2	0	0	0	0	0	5	13	13.50	4.500								
Al Worthington, R ERA: 2.88 (8, 1)	0.2		2	0	0	0	1	0	0	0	0	0	0	4	4	0.00	0.000								
Bill Henry, L ERA: 5.54 (9, 1)	2.0	L	10	2	1	1	1	2	0	1	0	0	0	9	18	4.50	2.000								
PITCHER	IP	WLS	BF	H	R	ER	SO	BB	IBB	HBP	BLK	WP	HR	S	P	ERA	WHIP								
John Tsitouris, R ERA: 3.6 (1, 1)	6.2		31	12	5	5	5	0	0	0	0	0	2	41	41	6.75	1.800								
Jim Coates, R ERA: 5.03 (7, 1)	0.2		5	1	1	1	1	2	0	0	0	0	0	5	13	13.50	4.500								
Al Worthington, R ERA: 2.88 (8, 1)	0.2		2	0	0	0	1	0	0	0	0	0	0	4	4	0.00	0.000								
Bill Henry, L ERA: 5.54 (9, 1)	2.0	L	10	2	1	1	1	2	0	1	0	0	0	9	18	4.50	2.000								
PITCHER	IP	WLS	BF	H	R	ER	SO	BB	IBB	HBP	BLK	WP	HR	S	P	ERA	WHIP								
John Tsitouris, R ERA: 3.6 (1, 1)	6.2		31	12	5	5	5	0	0	0	0	0	2	41	41	6.75	1.800								
Jim Coates, R ERA: 5.03 (7, 1)	0.2		5	1	1	1	1	2	0	0	0	0	0	5	13	13.50	4.500								
Al Worthington, R ERA: 2.88 (8, 1)	0.2		2	0	0	0	1	0	0	0	0	0	0	4	4	0.00	0.000								
Bill Henry, L ERA: 5.54 (9, 1)	2.0	L	10	2	1	1	1	2	0	1	0	0	0	9	18	4.50	2.000								
PITCHER	IP	WLS	BF	H	R	ER	SO	BB	IBB	HBP	BLK	WP	HR	S	P	ERA	WHIP								
John Tsitouris, R ERA: 3.6 (1, 1)	6.2		31	12	5	5	5	0	0	0	0	0	2	41	41	6.75	1.800								
Jim Coates, R ERA: 5.03 (7, 1)	0.2		5	1	1	1	1	2	0	0	0	0	0	5	13	13.50	4.500								
Al Worthington, R ERA: 2.88 (8, 1)	0.2		2	0	0	0	1	0	0	0	0	0	0	4	4	0.00	0.000								
Bill Henry, L ERA: 5.54 (9, 1)	2.0	L	10	2	1	1	1	2	0	1	0	0	0	9	18	4.50	2.000								
PITCHER	IP	WLS	BF	H	R	ER	SO	BB	IBB	HBP	BLK	WP	HR	S	P	ERA	WHIP								
John Tsitouris, R ERA: 3.6 (1, 1)	6.2		31	12	5	5	5	0	0	0	0	0	2	41	41	6.75	1.800								
Jim Coates, R ERA: 5.03 (7, 1)	0.2		5	1	1	1	1	2	0	0	0	0	0	5	13	13.50	4.500								
Al Worthington, R ERA: 2.88 (8, 1)	0.2		2	0	0	0	1	0	0	0	0	0	0	4	4	0.00	0.000								
Bill Henry, L ERA: 5.54 (9, 1)	2.0	L	10	2	1	1	1	2	0	1	0	0	0	9	18	4.50	2.000								
PITCHER	IP	WLS	BF	H	R	ER	SO	BB	IBB	HBP	BLK	WP	HR	S	P	ERA	WHIP								
John Tsitouris, R ERA: 3.6 (1, 1)	6.2		31	12	5	5	5	0	0	0	0	0	2	41	41	6.75	1.800								
Jim Coates, R ERA: 5.03 (7, 1)	0.2		5	1	1	1	1	2	0	0	0	0	0	5	13	13.50	4.500								
Al Worthington, R ERA: 2.88 (8, 1)	0.2		2	0	0	0	1	0	0	0	0	0	0	4	4	0.00	0.000								
Bill Henry, L ERA: 5.54 (9, 1)	2.0	L	10	2	1	1	1	2	0	1	0	0	0	9	18	4.50	2.000								
PITCHER	IP	WLS	BF	H	R	ER	SO	BB	IBB	HBP	BLK	WP	HR	S	P	ERA	WHIP								
John Tsitouris, R ERA: 3.6 (1, 1)	6.2		31	12	5	5	5	0	0	0	0	0	2	41	41	6.75	1.800								
Jim Coates, R ERA: 5.03 (7, 1)	0.2		5	1	1	1	1	2	0	0	0	0	0	5	13	13.50	4.500								
Al Worthington, R ERA: 2.88 (8, 1)	0.2		2	0	0	0	1	0	0	0	0	0	0	4	4	0.00	0.000								
Bill Henry, L ERA: 5.54 (9, 1)	2.0	L	10	2	1	1	1	2	0	1	0	0	0	9	18	4.50	2.000								
PITCHER	IP	WLS	BF	H	R	ER	SO	BB	IBB	HBP	BLK	WP	HR	S	P	ERA	WHIP								
John Tsitouris, R ERA: 3.6 (1, 1)	6.2		31	12	5	5	5	0	0	0	0	0	2	41	41	6.75	1.800								
Jim Coates, R ERA: 5.03 (7, 1)	0.2		5	1	1	1	1	2	0	0	0	0	0	5	13	13.50	4.500								
Al Worthington, R ERA: 2.88 (8, 1)	0.2		2	0	0	0	1	0	0	0	0	0	0	4	4	0.00	0.000								
Bill Henry, L ERA: 5.54 (9, 1)	2.0	L	10	2	1	1	1	2	0	1	0	0	0	9	18	4.50	2.000								
PITCHER	IP	WLS	BF	H	R	ER	SO	BB	IBB	HBP	BLK	WP	HR	S	P	ERA	WHIP								
John Tsitouris, R ERA: 3.6 (1, 1)	6.2		31	12	5	5	5	0	0	0	0	0	2	41	41	6.75	1.800								
Jim Coates, R ERA: 5.03 (7, 1)	0.2		5	1	1	1	1	2	0	0	0	0	0	5	13	13.50	4.500								
Al Worthington, R ERA: 2.88 (8, 1)	0.2		2	0	0	0	1	0	0	0	0	0	0	4	4	0.00	0.000								
Bill Henry, L ERA: 5.54 (9, 1)	2.0	L	10	2	1	1	1	2	0	1	0	0	0	9	18	4.50	2.000								
PITCHER	IP	WLS	BF	H	R	ER	SO	BB	IBB	HBP	BLK	WP	HR	S	P	ERA	WHIP								
John Tsitouris, R ERA: 3.6 (1, 1)	6.2		31	12	5	5	5	0	0	0	0	0	2	41	41	6.75	1.800								
Jim Coates, R ERA: 5.03 (7, 1)	0.2		5	1	1	1	1	2	0	0	0	0	0	5	13	13.50	4.500								
Al Worthington, R ERA: 2.88 (8, 1)	0.2		2	0	0	0	1	0	0	0	0	0	0	4	4	0.00	0.000								
Bill Henry, L ERA: 5.54 (9, 1)	2.0	L	10																						

Batter	1	2	3	4	5	6	7	8	9	AB	R	H	RBI	BB	SO	LOB	TOP									
Harvey Kuenn, R OBP: 0.363, SLG: 0.417 (1, 7)										5	1	2	1	0	1	2	San Francisco Giants @ Cincinnati Reds Crosley Field, Cincinnati, OH Thu Aug 15 1963, 7:05 PM EDT Att: 13,488 - Unknown									
Jim Davenport, R OBP: 0.292, SLG: 0.346 (1, 4)										5	1	3	0	0	0	1										
Willie McCovey, L OBP: 0.369, SLG: 0.588 Norm Larker, L OBP: 0.291, SLG: 0.229 (1, 3) (6, 3)										2	0	0	1	0	1	3										
Willie Mays, R OBP: 0.362, SLG: 0.543 (1, 8)										4	0	1	2	1	1	1										
Felipe Alou, R OBP: 0.321, SLG: 0.468 (1, 9)										4	0	0	0	0	2	3										
Jim Ray Hart, R OBP: 0.381, SLG: 0.294 (1, 5)										4	0	1	0	0	1	2										
Tom Haller, L OBP: 0.330, SLG: 0.414 (1, 2)										4	2	2	1	0	0	1										
Ernie Bowman, R OBP: 0.204, SLG: 0.240 (1, 6)										4	1	1	0	0	1	1										
Jack Sanford, R OBP: 0.241, SLG: 0.188 Billy Hoelt, L OBP: 1.000, SLG: 1.000 (1, 1) (6, 1)										1	1	0	0	1	1	0										
										1	0	1	1	0	0	0										
Inning Stats	R: 0 E: 0 K: 3 S: 10	H: 1 LOB: 1 P: 10	R: 0 E: 0 K: 1 S: 5	H: 0 LOB: 0 BB: 0 P: 5	R: 0 E: 1 K: 0 S: 4	H: 1 LOB: 2 BB: 1 P: 8	R: 0 E: 0 K: 1 S: 5	H: 1 LOB: 1 BB: 1 P: 9	R: 4 E: 0 K: 1 S: 9	H: 4 LOB: 1 BB: 0 P: 10	R: 1 E: 0 K: 1 S: 7	H: 2 LOB: 1 BB: 0 P: 7	R: 0 E: 0 K: 0 S: 3	H: 0 LOB: 0 BB: 0 P: 3	R: 1 E: 0 K: 1 S: 7	H: 2 LOB: 1 BB: 0 P: 7	R: 0 E: 0 K: 0 S: 3	H: 0 LOB: 0 BB: 0 P: 3	1B: 9 2B: 0 3B: 1 HR: 1	SF: 0 SAC: 1 DP: 1 HBP: 1	WP: 0 PB: 0 SB: 1 CS: 1	PA: 40				
PITCHER	IP WLS BF H R ER SO BB IBB HBP BLK WP HR S P ERA WHIP																									
Joe Nuxhall, L ERA: 2.73 Dom Zanni, R ERA: 4.54 Jim Coates, R ERA: 5.01 Al Worthington, R ERA: 2.93	(1, 1) (5, 1) (6, 1) (8, 1)	4.0 1.0 2.0 2.0	L 2 8	22 0 2 8	H 7 R 0 ER 0 SO 1	R 4 LOB 0 BB 0 P: 1	ER 4 SO 5	BB 2 IBB 0 HBP 1 BLK 0	WP 0 HR 0 S 29 P 38	ERA 9.00 WHIP 2.250																

Batter	1	2	3	4	5	6	7	8	9	AB	R	H	RBI	BB	SO	LOB	BOTTOM									
Pete Rose, S OBP: 0.344, SLG: 0.374 (1, 4)										4	0	0	0	1	0	3	San Francisco Giants @ Cincinnati Reds Crosley Field, Cincinnati, OH Thu Aug 15 1963, 7:05 PM EDT Att: 13,488 - Unknown									
Tommy Harper, R OBP: 0.367, SLG: 0.421 (1, 9)										4	1	0	0	0	1	1										
Vada Pinson, L OBP: 0.362, SLG: 0.537 (1, 8)										4	2	3	1	0	0	0										
Frank Robinson, R OBP: 0.391, SLG: 0.454 (1, 7)										4	0	1	2	0	0	1										
Marty Keough, L OBP: 0.352, SLG: 0.408 Don Pavletich, R OBP: 0.286, SLG: 0.297 (1, 3) (6, PH) (7, 3)										2	0	0	0	0	1	0										
Johnny Edwards, L OBP: 0.317, SLG: 0.369 Gene Green, R OBP: 0.245, SLG: 0.303 (1, 2) (6, PH) (7, 2)										1	0	0	0	1	0	0										
Leo Cardenas, R OBP: 0.257, SLG: 0.308 (1, 6)										3	0	1	0	0	0	1										
Charlie Neal, R OBP: 0.298, SLG: 0.301 (1, 5)										3	0	0	0	1	0	1										
Joe Nuxhall, L OBP: 0.185, SLG: 0.208 Dom Gamis, R OBP: 0.226, SLG: 0.385 Gordy Coleman, L OBP: 0.226, SLG: 0.385 Jim Coates, R OBP: 0.226, SLG: 0.385 Ken Walters, R OBP: 0.226, SLG: 0.385 Al Worthington, R OBP: 0.226, SLG: 0.385 Eddie Kasko, R OBP: 0.226, SLG: 0.385 (1, 1) (5, 1) (6, PH) (8, 1) (7, PH) (8, 1) (9, PH)										1	0	0	0	0	0	0										
Inning Stats	R: 1 E: 0 K: 1 S: 6	H: 1 LOB: 0 P: 6	R: 0 E: 0 K: 1 S: 6	H: 1 LOB: 0 BB: 0 P: 6	R: 0 E: 0 K: 0 S: 3	H: 0 LOB: 0 BB: 0 P: 3	R: 0 E: 0 K: 0 S: 3	H: 0 LOB: 0 BB: 0 P: 3	R: 2 E: 1 K: 1 S: 8	H: 2 LOB: 1 BB: 0 P: 8	R: 0 E: 0 K: 0 S: 3	H: 0 LOB: 1 BB: 1 P: 7	R: 0 E: 0 K: 0 S: 4	H: 1 LOB: 1 BB: 0 P: 4	R: 0 E: 0 K: 0 S: 4	H: 1 LOB: 1 BB: 0 P: 4		1B: 3 2B: 2 3B: 0 HR: 1	SF: 0 SAC: 1 DP: 0 HBP: 0	WP: 0 PB: 0 SB: 1 CS: 0	PA: 37					
PITCHER	IP WLS BF H R ER SO BB IBB HBP BLK WP HR S P ERA WHIP																									
Jack Sanford, R ERA: 3.5 Billy Hoelt, L ERA: 3.92	(1, 1) (6, 1)	5.0 4.0	W S	22 15	H 4 R 0 ER 0 SO 1	R 3 LOB 1 BB 0 P: 1	ER 2 SO 2	BB 2 IBB 0 HBP 0 BLK 0	WP 0 HR 1 S 24 P 32	ERA 3.60 WHIP 1.200																

Batter	1	2	3	4	5	6	7	8	9	AB	R	H	RBI	BB	SO	LOB	TOP			
Harvey Kuenn, R OBP: 0.365, SLG: 0.418										4	0	2	0	0	0	0				
Jim Davenport, R OBP: 0.292, SLG: 0.344										4	0	1	0	0	0	2				
Willie McCovey, L OBP: 0.370, SLG: 0.587										4	0	2	0	0	0	0				
Willie Mays, R OBP: 0.361, SLG: 0.541										4	0	1	0	0	0	3				
Orlando Cepeda, R OBP: 0.348, SLG: 0.508										4	0	1	0	0	0	2				
Jim Ray Hart, R OBP: 0.360, SLG: 0.250										3	0	0	0	0	1	1				
Jack Sanford, R OBP: 0.241, SLG: 0.188										0	0	0	0	0	0	0				
Tom Haller, L OBP: 0.329, SLG: 0.411										4	0	1	0	0	0	2				
Ernie Bowman, R OBP: 0.208, SLG: 0.242										3	0	1	0	0	0	1				
Jim Duffalo, R OBP: 0.118, SLG: 0.118										0	0	0	0	0	0	0				
Bobby Bolin, R OBP: 0.192, SLG: 0.087										1	0	0	0	0	0	0				
Al Stanek, L										0	0	0	0	0	0	0				
Jack Fisher, R OBP: 0.200, SLG: 0.185										0	0	0	0	0	0	0				
Frank Linzy, R										2	0	0	0	0	1	1				
Inning Stats	R: 0 E: 0 K: 0 S: 4	H: 3 LOB: 1 BB: 0 P: 4	R: 0 E: 0 K: 1 S: 5	H: 0 LOB: 0 BB: 0 P: 5	R: 0 E: 0 K: 0 S: 3	H: 0 LOB: 0 BB: 0 P: 3	R: 0 E: 0 K: 0 S: 4	H: 1 LOB: 1 BB: 0 P: 4	R: 0 E: 0 K: 0 S: 3	H: 1 LOB: 0 BB: 0 P: 3	R: 0 E: 0 K: 0 S: 4	H: 1 LOB: 1 BB: 0 P: 4	R: 0 E: 0 K: 1 S: 7	H: 2 LOB: 2 BB: 0 P: 7	R: 0 E: 0 K: 0 S: 4	H: 1 LOB: 2 BB: 0 P: 5	1B: 9 2B: 0 3B: 0 HR: 0	SF: 0 SAC: 0 DP: 2 HBP: 1	WP: 0 PB: 0 SB: 0 CS: 0	PA: 34
PITCHER Curt Simmons, L ERA: 2.93	IP: 9.0 WLS: W BF: 34 H: 9 R: 0 ER: 0 SO: 2 BB: 0 IBB: 0 HBP: 1 BLK: 0 WP: 0 HR: 0 S: 37 P: 38 ERA: 0.00 WHIP: 1.000																			

San Francisco Giants @ St. Louis Cardinals
Sportsman's Park, St. Louis, MO
Fri Aug 16 1963, 8:05 PM EDT
Att: 30,680 - Unknown - 83 F

AB 33
R 0
H 9
RBI 0
BB 0
SO 2
LOB 12



Batter	1	2	3	4	5	6	7	8	9	AB	R	H	RBI	BB	SO	LOB	BOTTOM						
Curt Flood, R OBP: 0.333, SLG: 0.377										4	1	1	0	2	1	3							
Dick Groat, R OBP: 0.404, SLG: 0.484										4	1	1	0	1	1	5							
Dal Maxvill, R OBP: 0.321, SLG: 0.208										0	1	0	0	1	0	0							
Bill White, L OBP: 0.364, SLG: 0.510										6	2	3	3	0	1	4							
Stan Musial, L OBP: 0.322, SLG: 0.401										4	0	0	0	0	0	5							
Gary Kolb, L OBP: 0.443, SLG: 0.536										1	1	1	1	1	0	0							
Ken Boyer, R OBP: 0.354, SLG: 0.432										6	4	4	2	0	0	2							
George Altman, L OBP: 0.343, SLG: 0.402										3	1	2	3	2	0	1							
Julian Javier, R OBP: 0.310, SLG: 0.399										5	1	2	0	0	2	3							
Tim McCarver, L OBP: 0.333, SLG: 0.383										4	1	2	2	1	0	3							
Curt Simmons, L OBP: 0.177, SLG: 0.167										5	0	2	2	0	3	3							
Inning Stats	R: 1 E: 0 K: 0 S: 3	H: 0 LOB: 0 BB: 1 P: 7	R: 2 E: 0 K: 1 S: 8	H: 3 LOB: 1 BB: 0 P: 8	R: 1 E: 0 K: 1 S: 7	H: 2 LOB: 1 BB: 0 P: 7	R: 3 E: 0 K: 1 S: 9	H: 4 LOB: 3 BB: 2 P: 17	R: 0 E: 0 K: 1 S: 6	H: 1 LOB: 2 BB: 1 P: 10	R: 3 E: 0 K: 1 S: 7	H: 2 LOB: 1 BB: 2 P: 15	R: 2 E: 0 K: 2 S: 10	H: 3 LOB: 2 BB: 1 P: 14	1B: 12 2B: 5 3B: 1 HR: 0	SF: 0 SAC: 0 DP: 0 HBP: 0	WP: 1 PB: 0 SB: 2 CS: 0	PA: 50					
PITCHER Jim Duffalo, R ERA: 2.84 Bobby Bolin, R ERA: 3.05 Al Stanek, L ERA: 4.82 Jack Fisher, R ERA: 3.89 Frank Linzy, R ERA: 12.71	IP: 1.2 WLS: L BF: 10 H: 3 R: 2 ER: 2 SO: 2 BB: 0 IBB: 0 HBP: 0 BLK: 0 WP: 1 HR: 0 S: 15 P: 15 ERA: 9.00 WHIP: 2.500	IP: 2.0 WLS: 11 BF: 5 H: 3 R: 2 ER: 2 SO: 2 BB: 0 IBB: 0 HBP: 0 BLK: 0 WP: 0 HR: 0 S: 6 P: 6 ERA: 54.00 WHIP: 6.000	IP: 0.1 WLS: 3 BF: 1 H: 2 R: 2 ER: 0 SO: 0 BB: 1 IBB: 0 HBP: 0 BLK: 0 WP: 0 HR: 0 S: 2 P: 2 ERA: 27.00 WHIP: 12.000	IP: 0.1 WLS: 5 BF: 3 H: 1 R: 1 ER: 0 SO: 0 BB: 1 IBB: 0 HBP: 0 BLK: 0 WP: 0 HR: 0 S: 4 P: 4 ERA: 27.00 WHIP: 12.000	IP: 3.2 WLS: 21 BF: 6 H: 5 R: 5 ER: 5 SO: 5 BB: 4 IBB: 0 HBP: 0 BLK: 0 WP: 0 HR: 0 S: 27 P: 43 ERA: 12.27 WHIP: 2.727																		

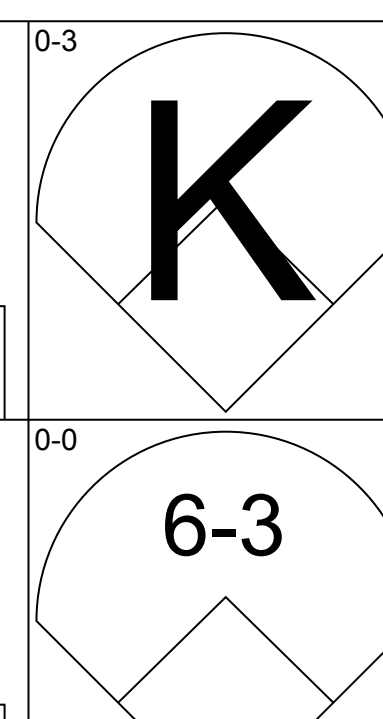
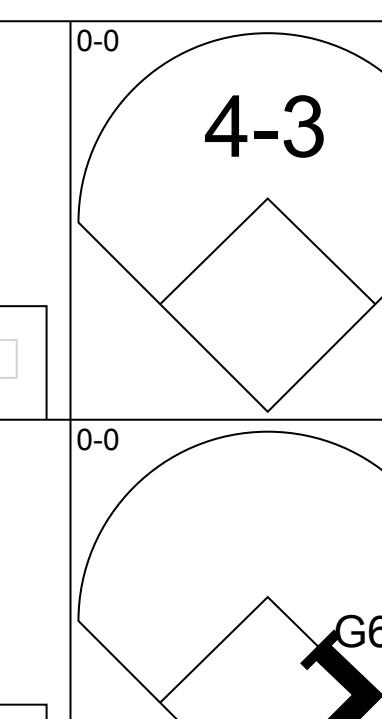
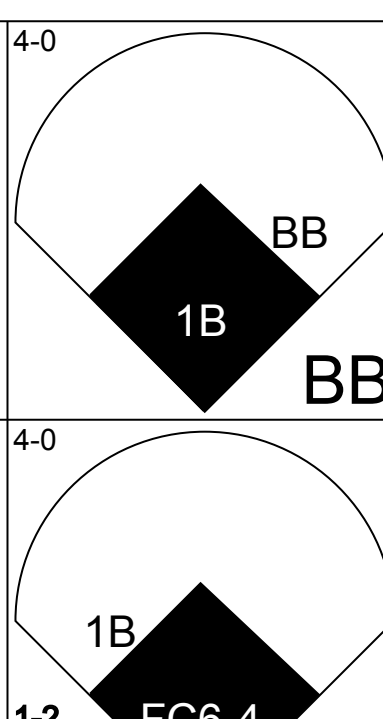
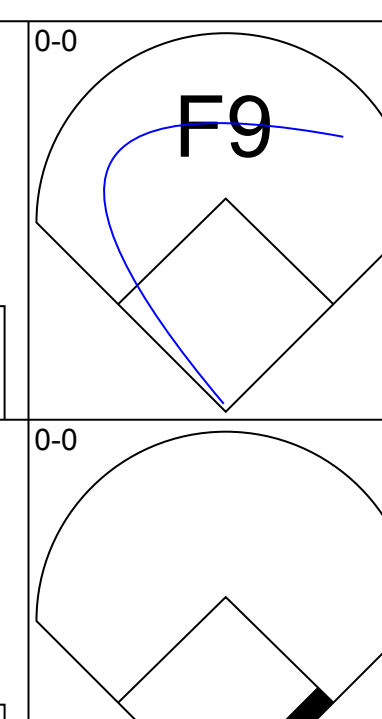
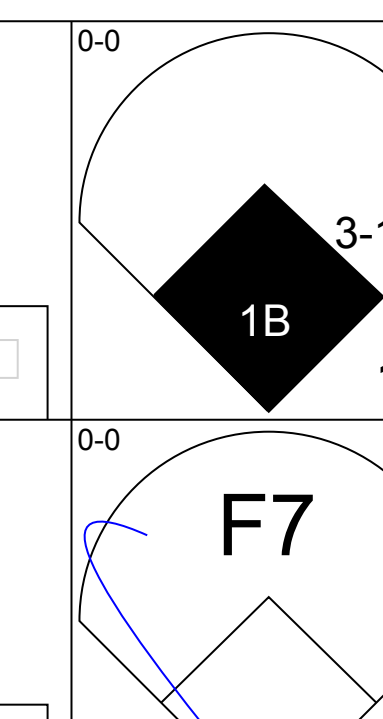
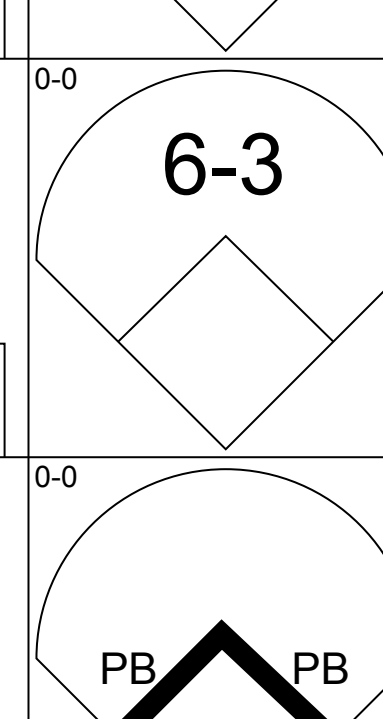
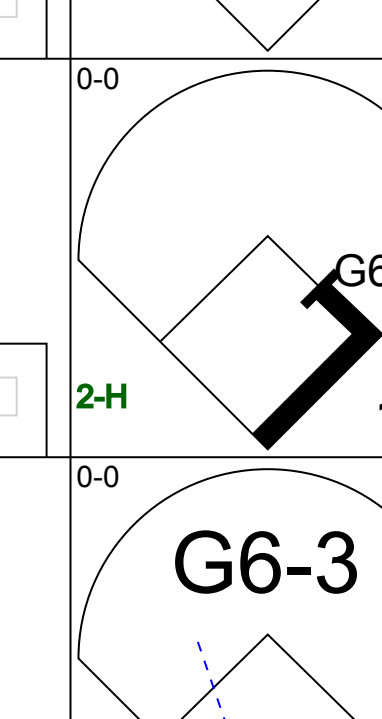
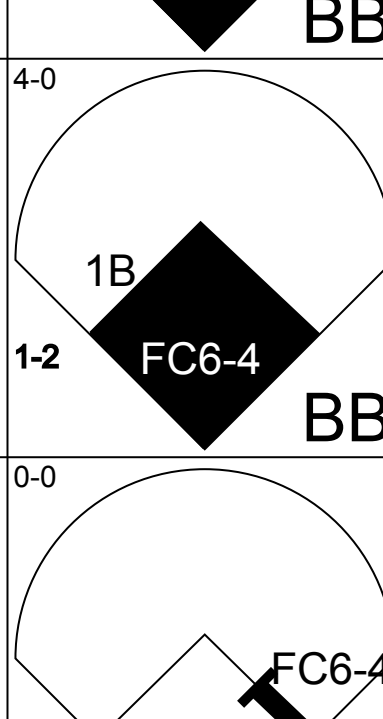
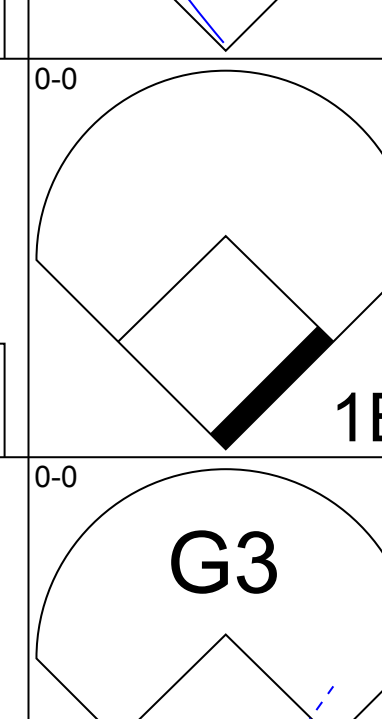
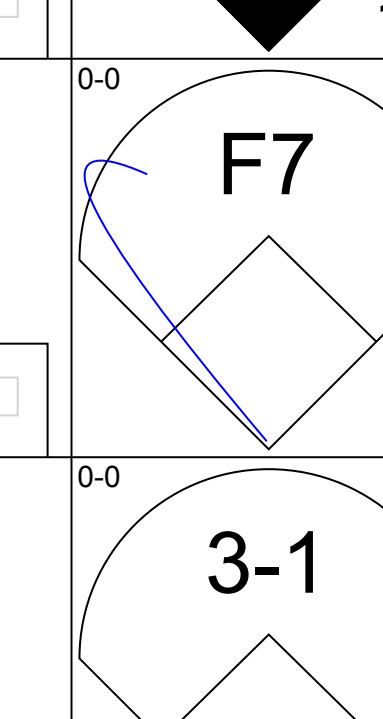
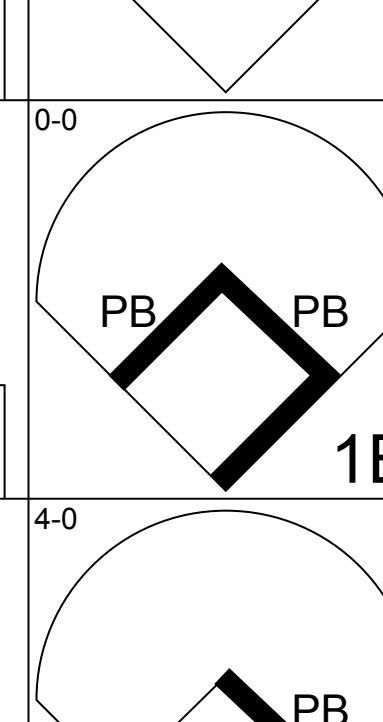
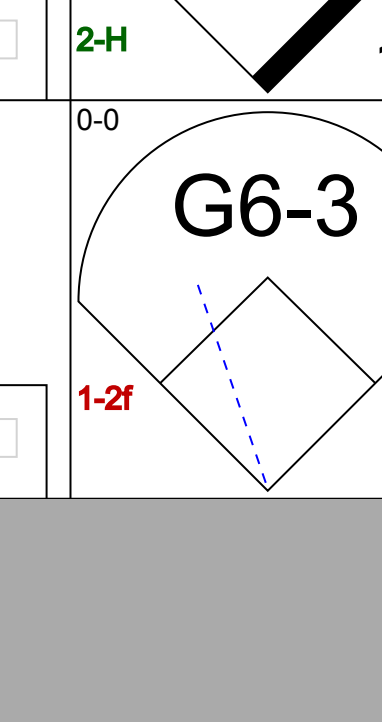
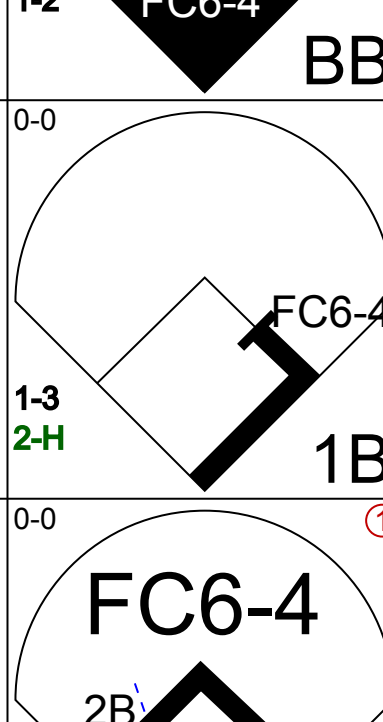
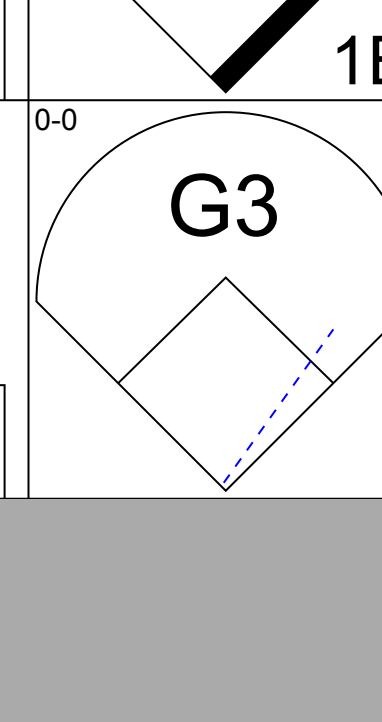
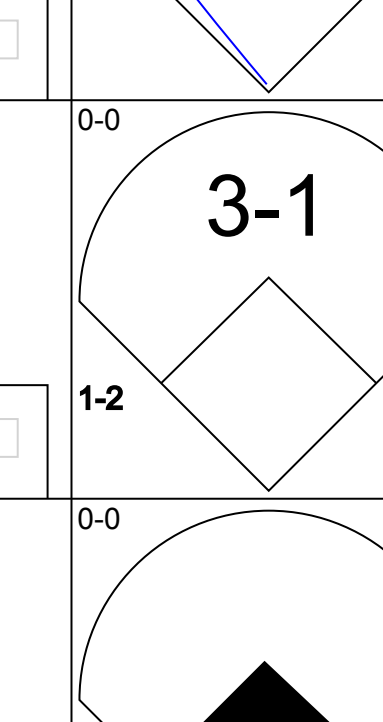
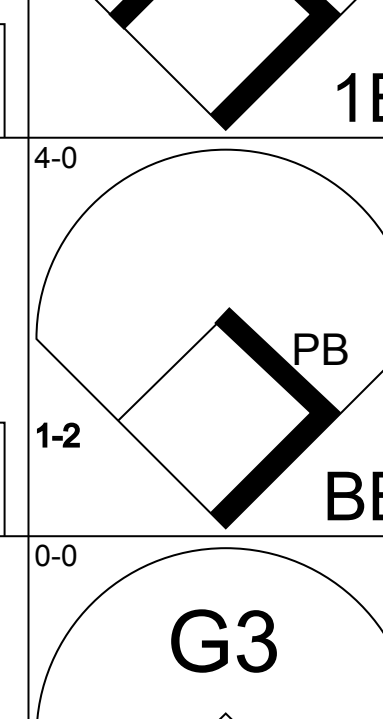
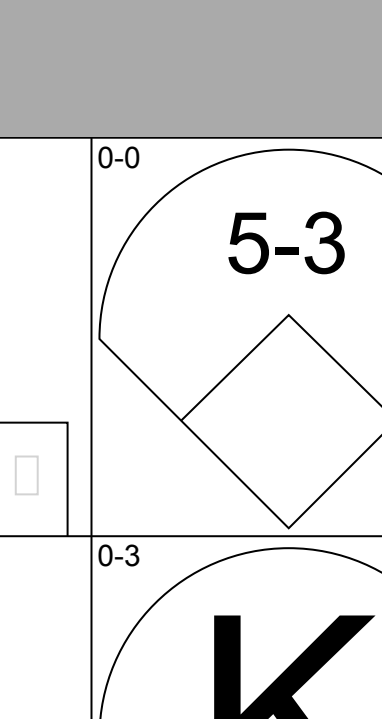
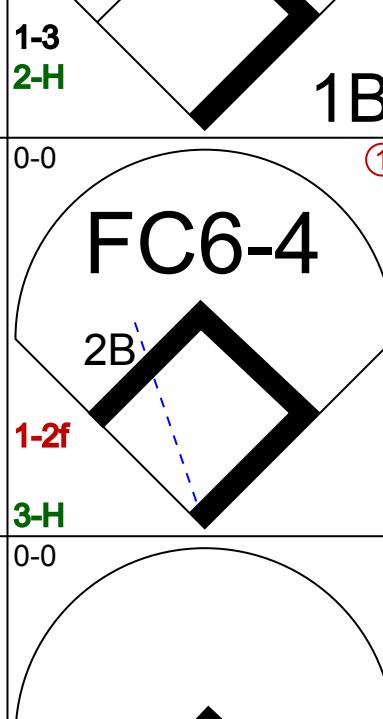
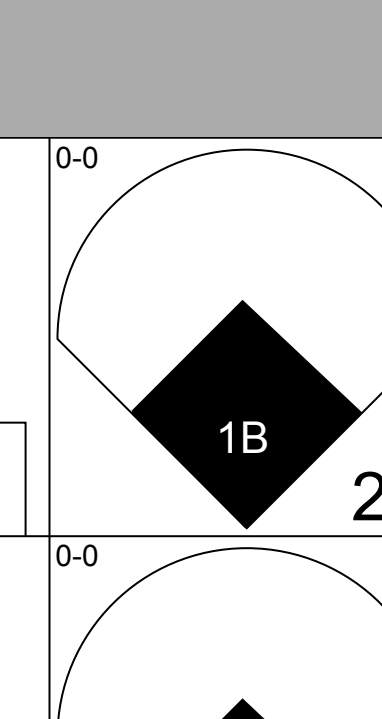
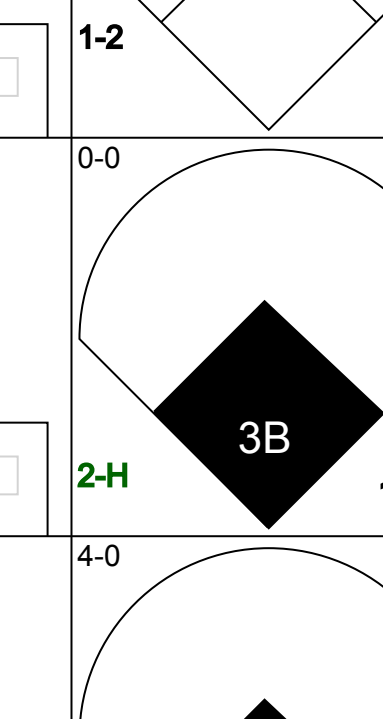
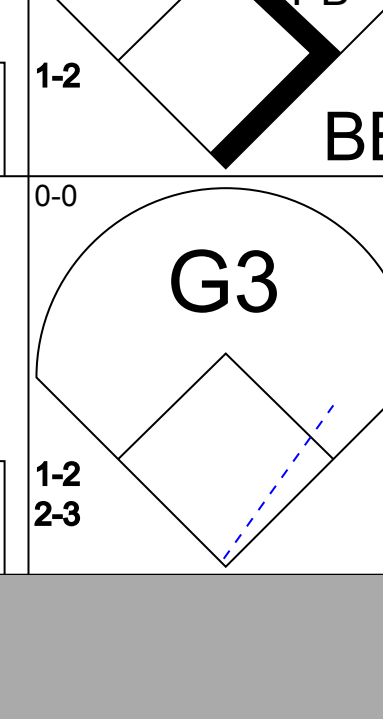
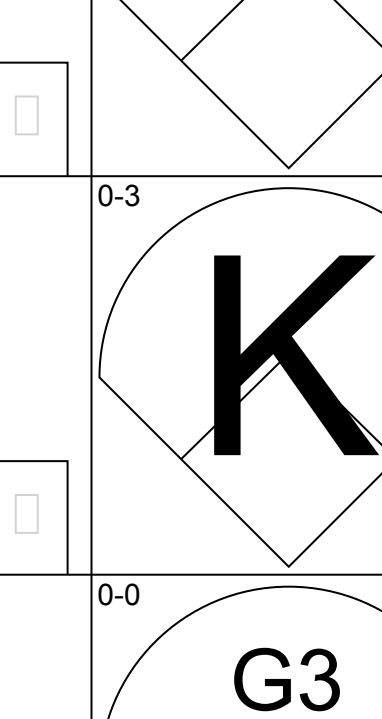
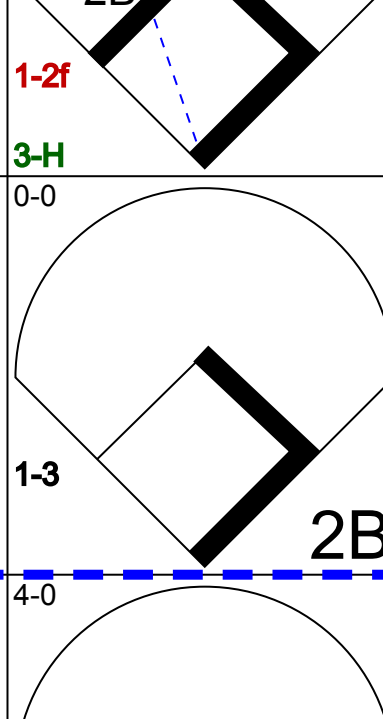
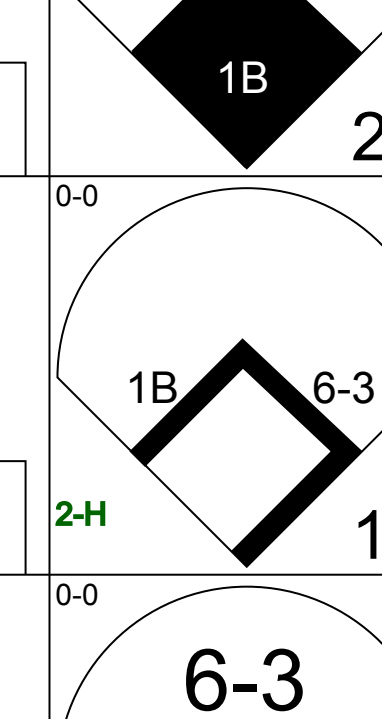
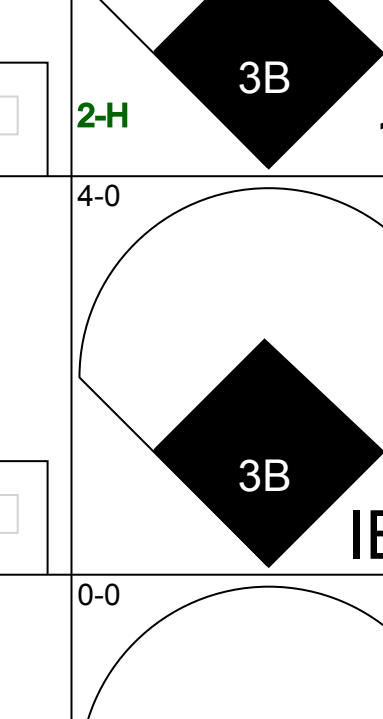
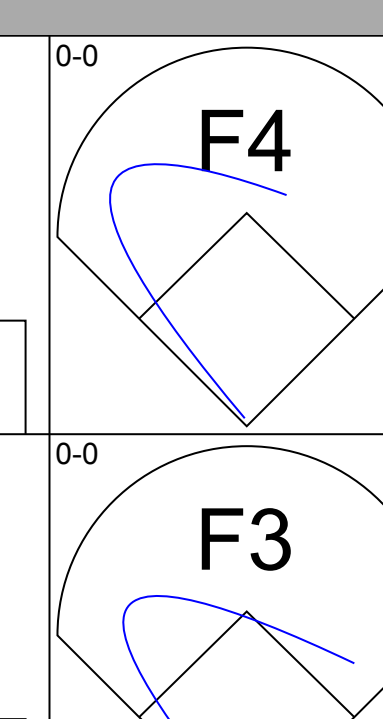
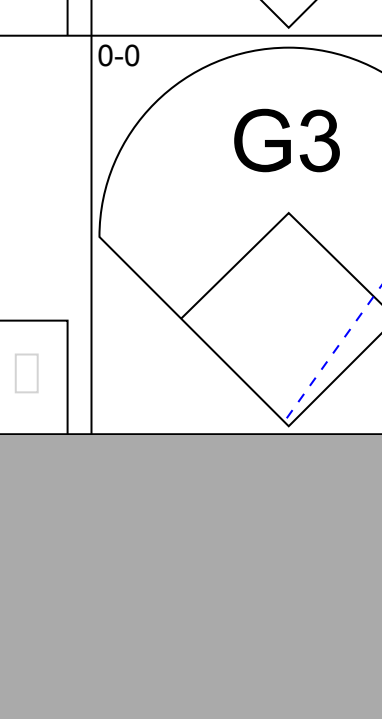
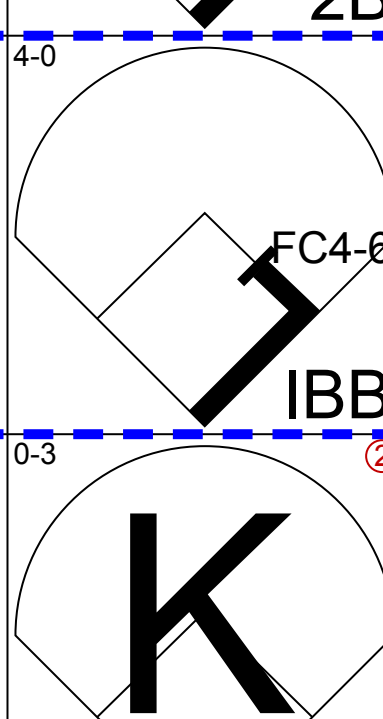
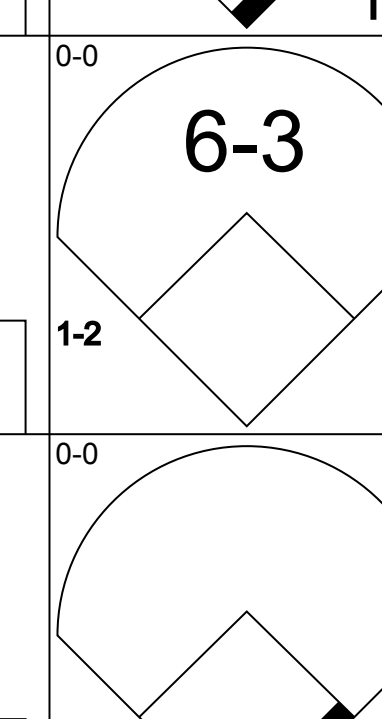
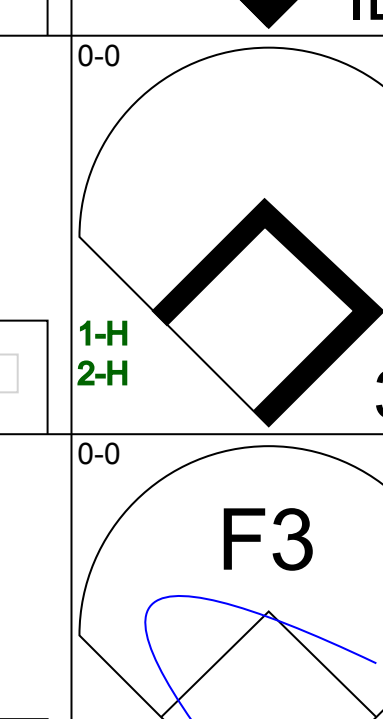
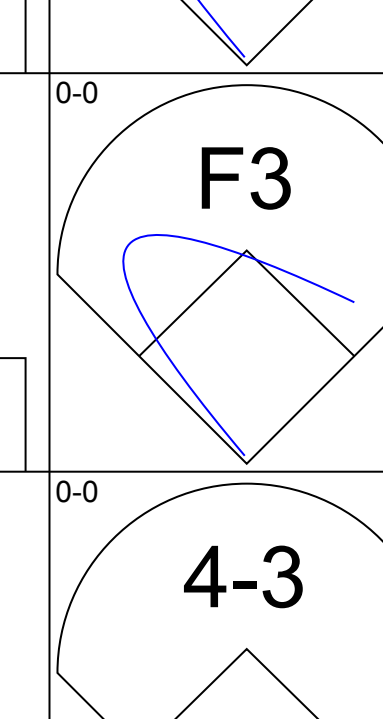
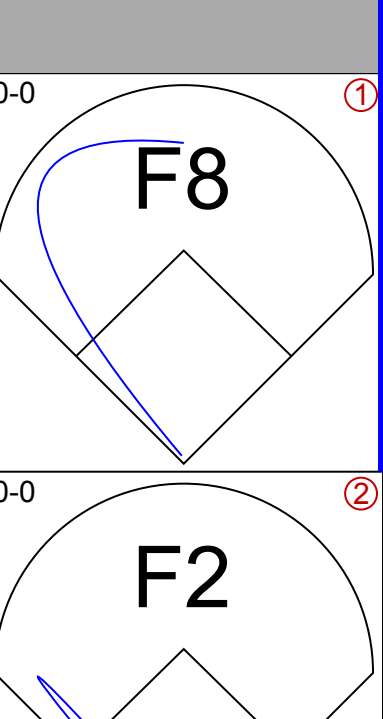
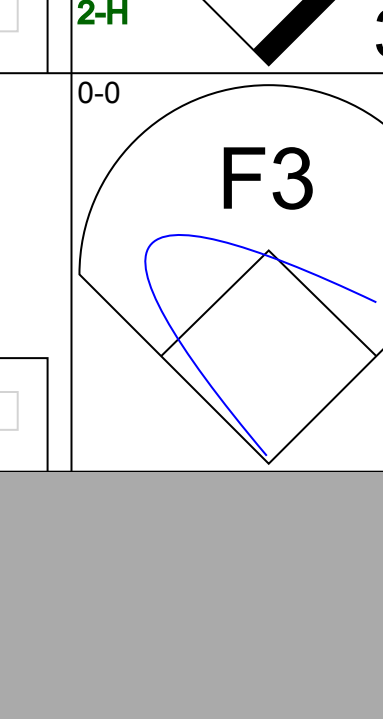
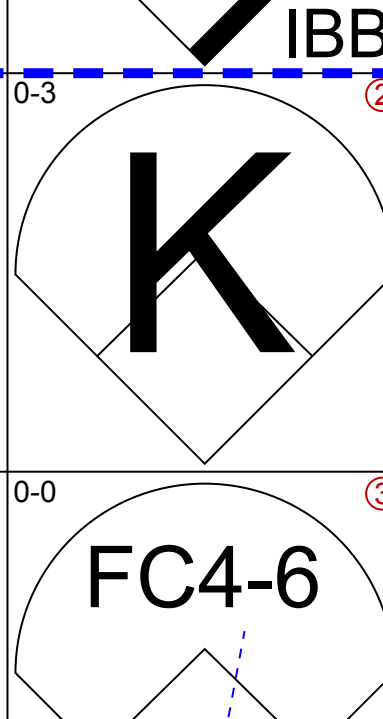
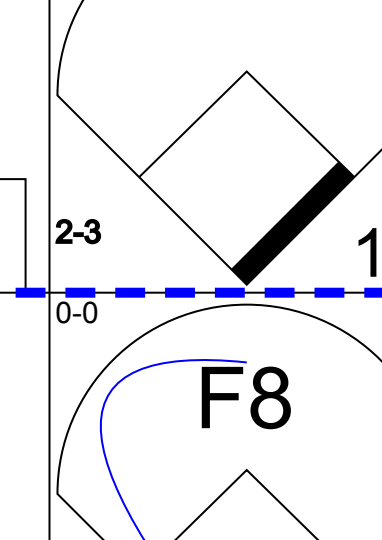
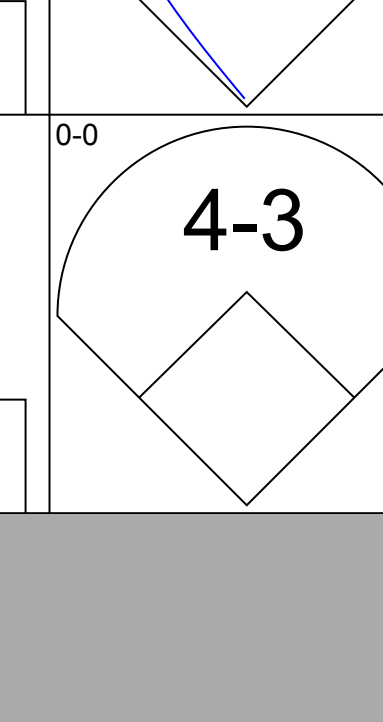
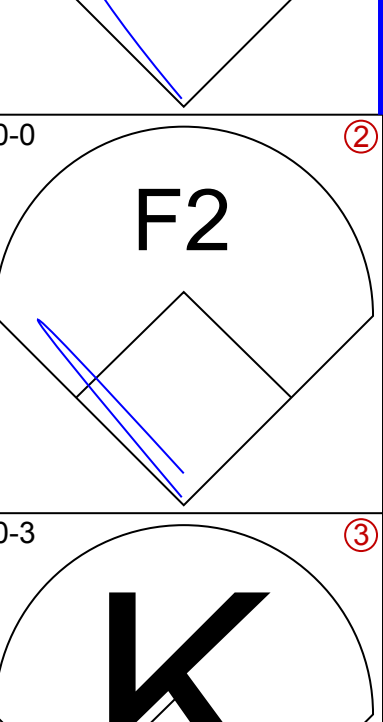
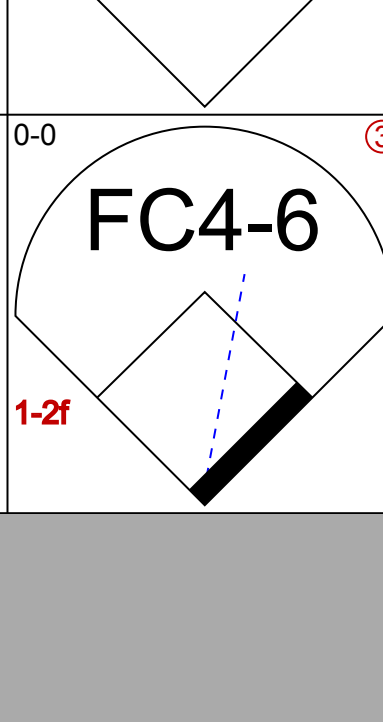
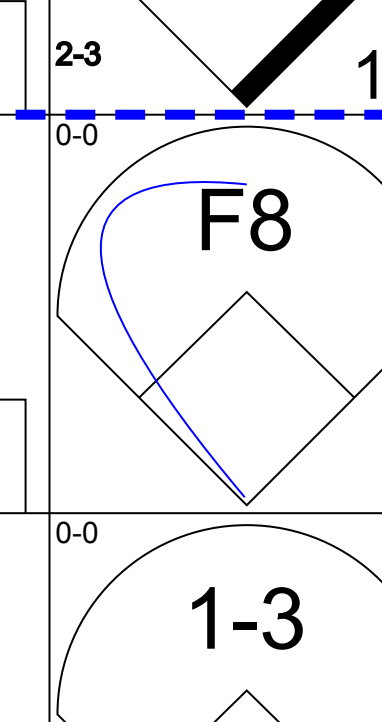
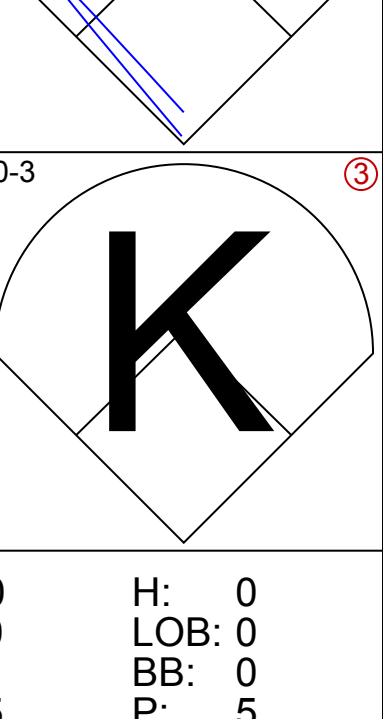
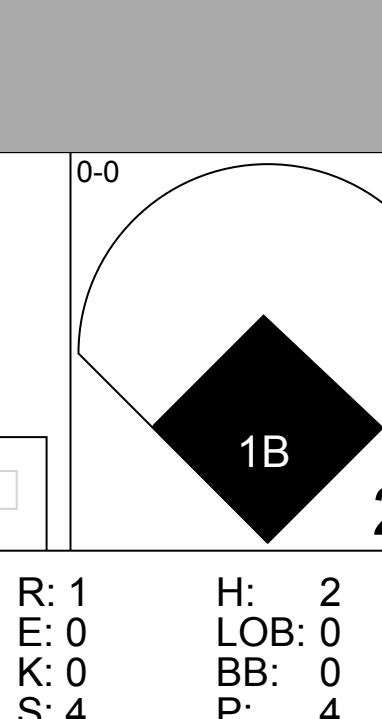
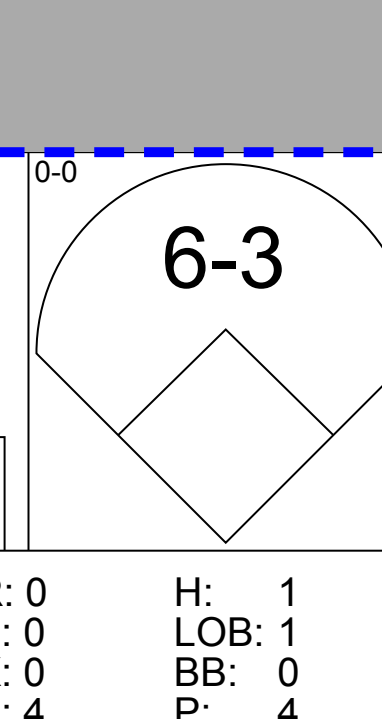
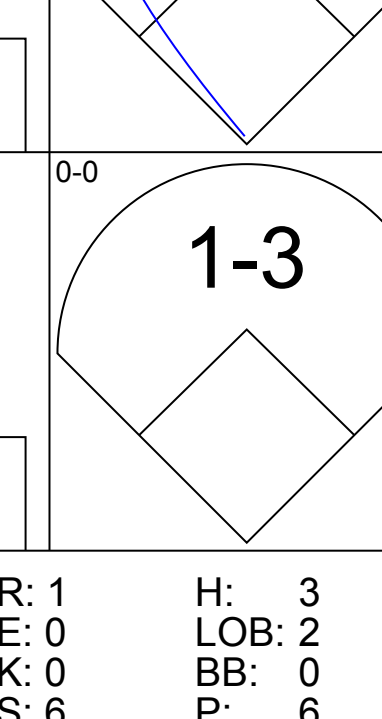
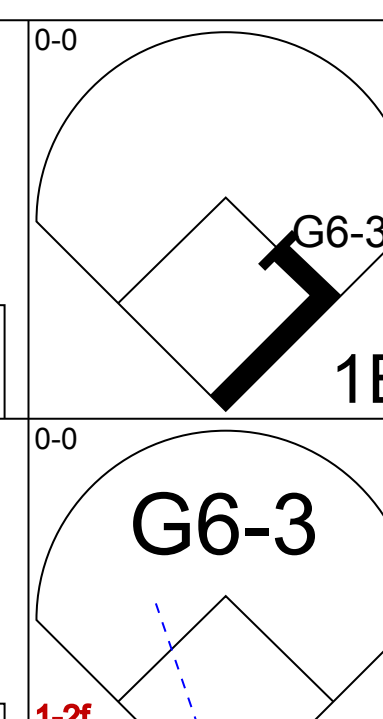
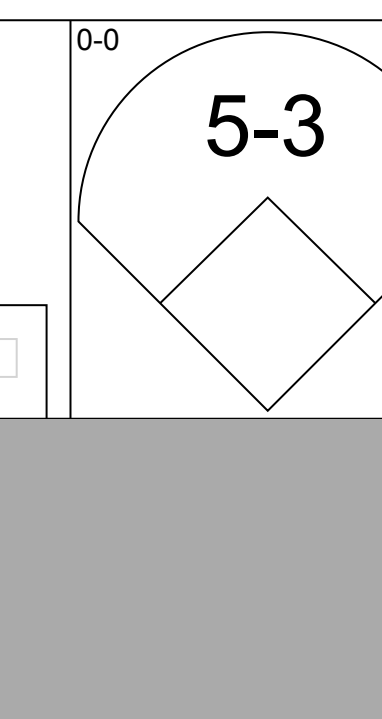
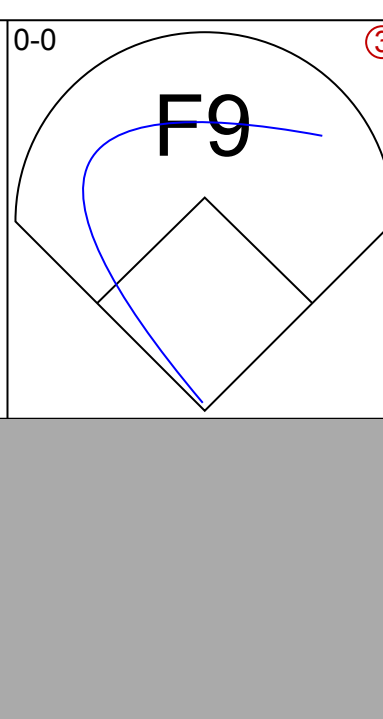
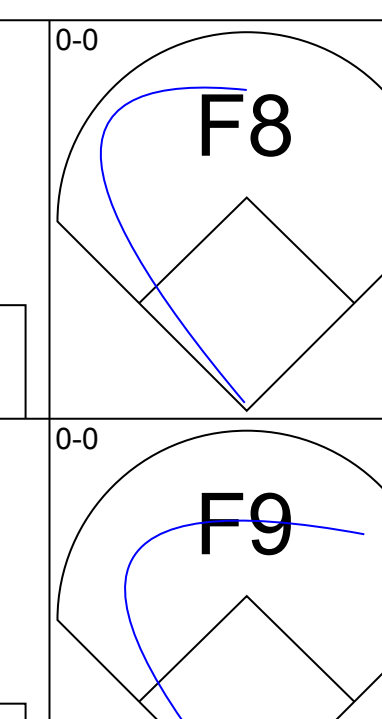
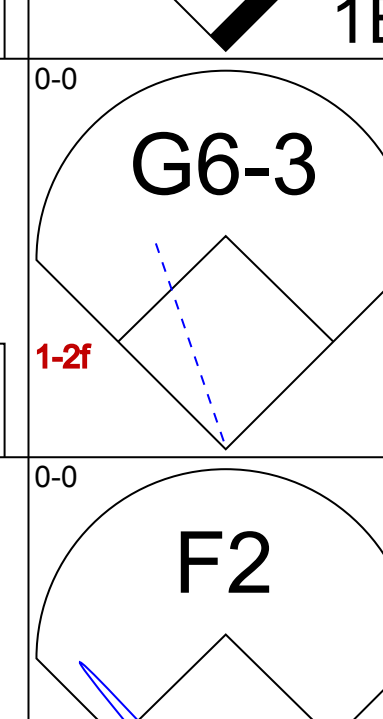
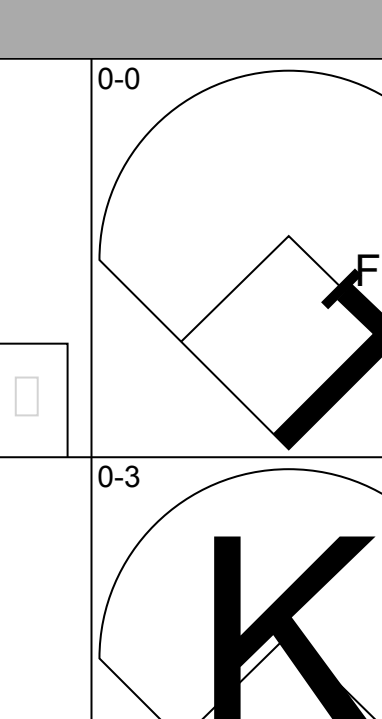

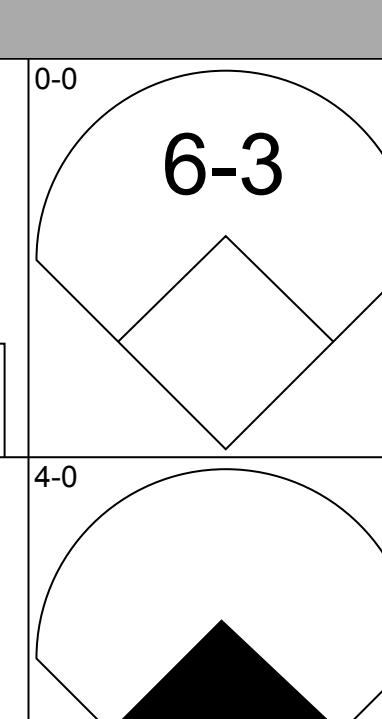
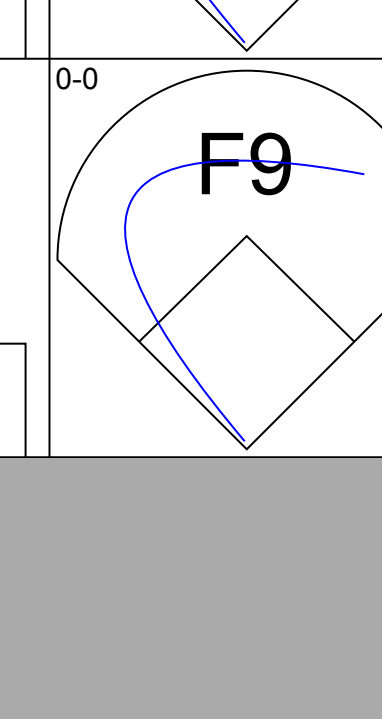
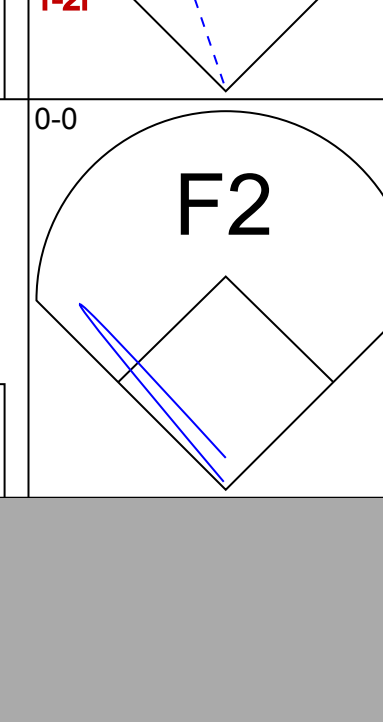
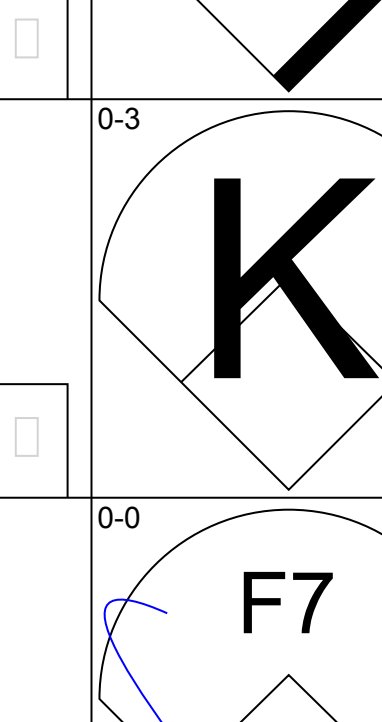

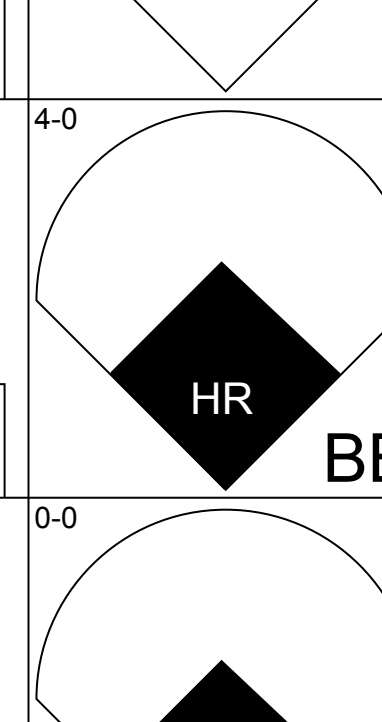
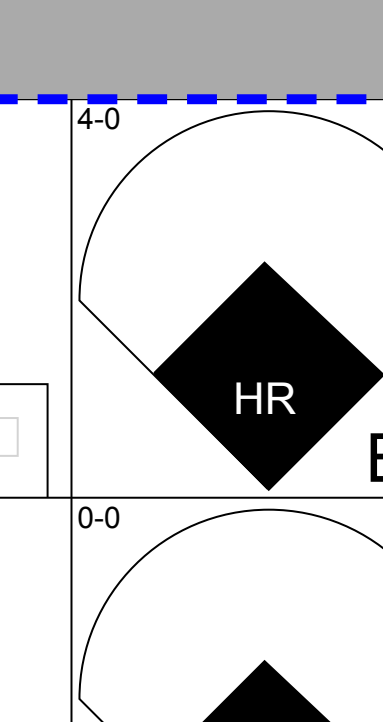
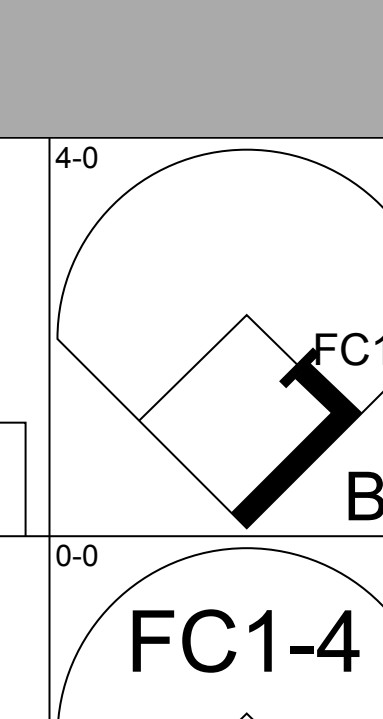
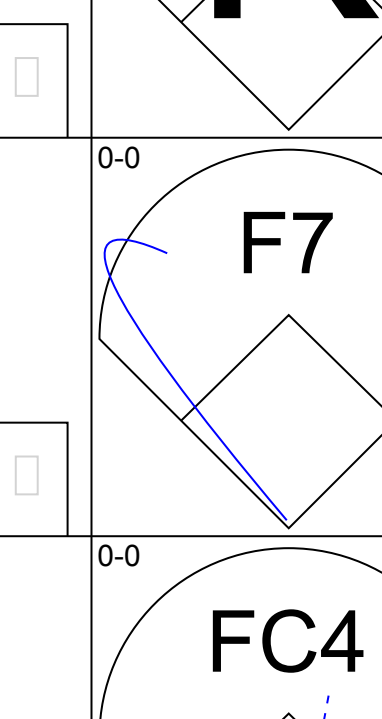

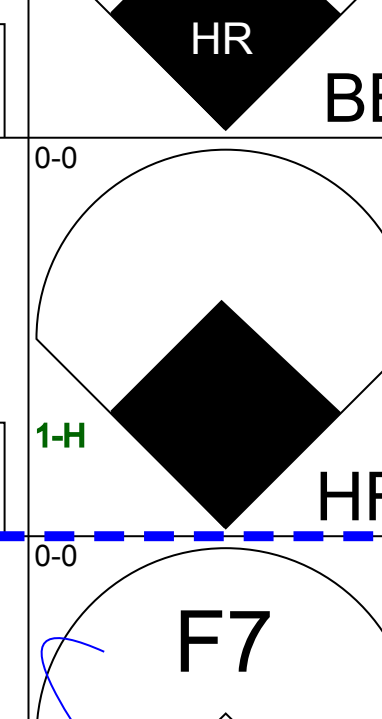
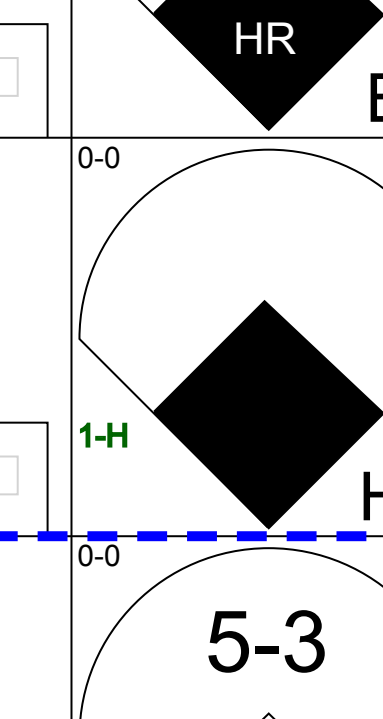
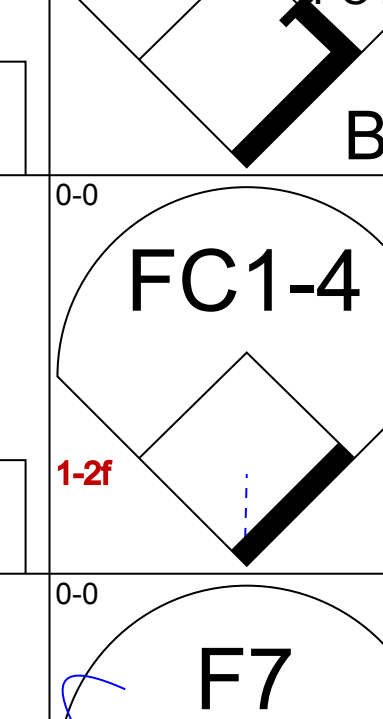
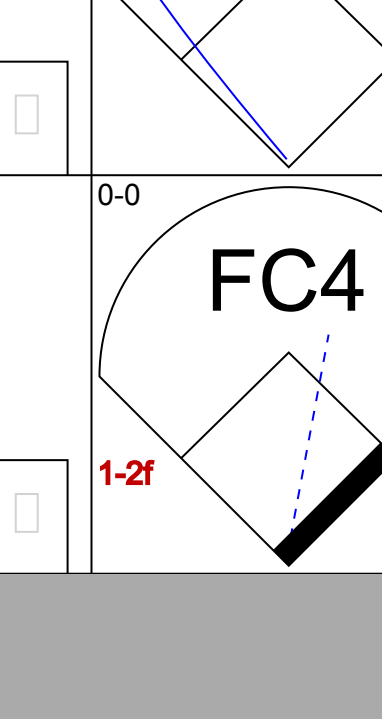
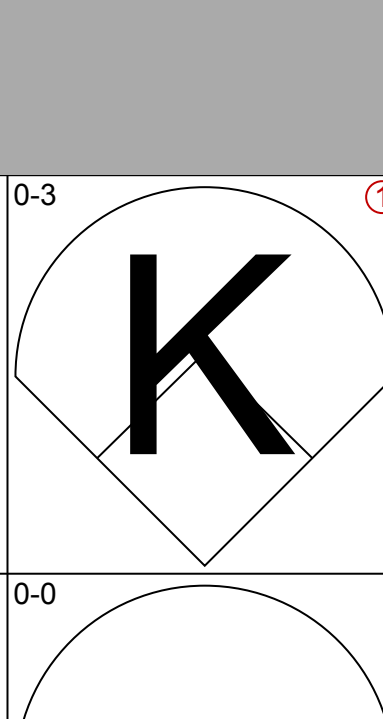
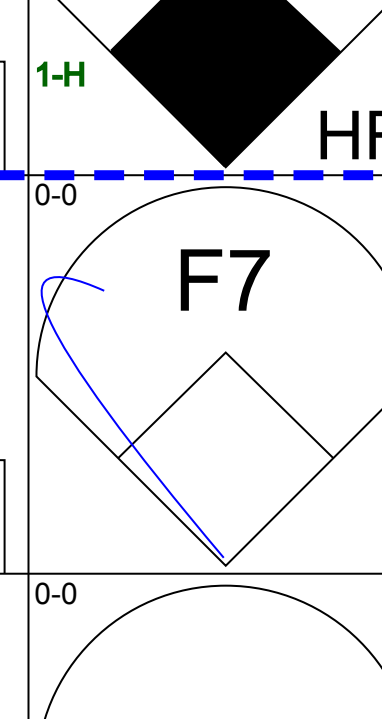
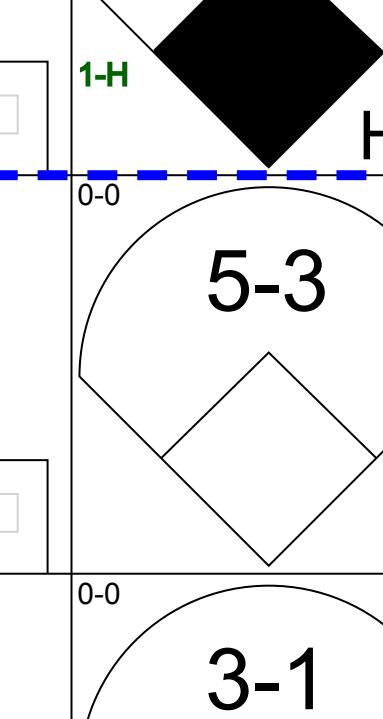
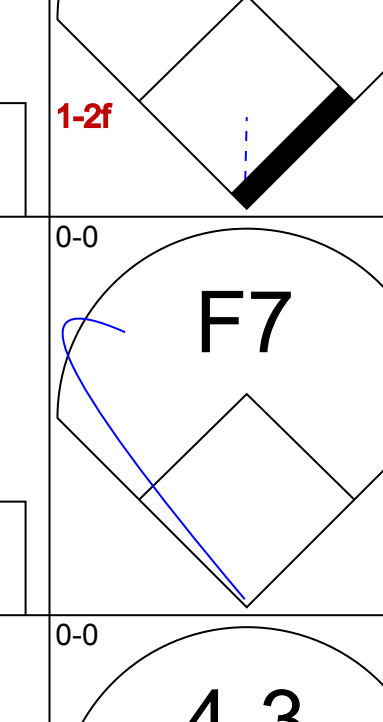
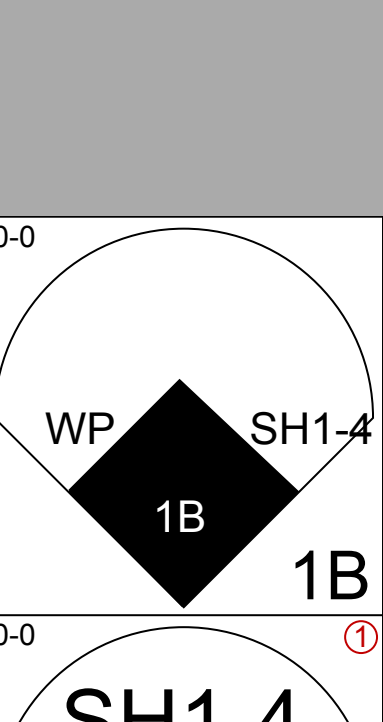
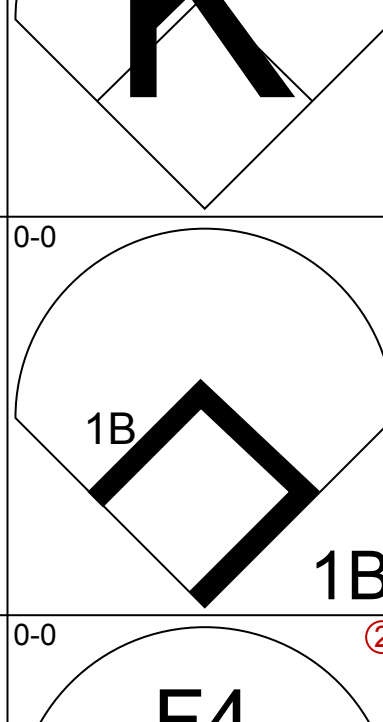
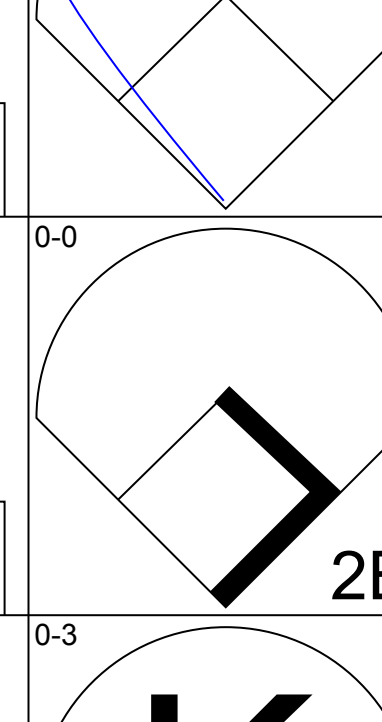
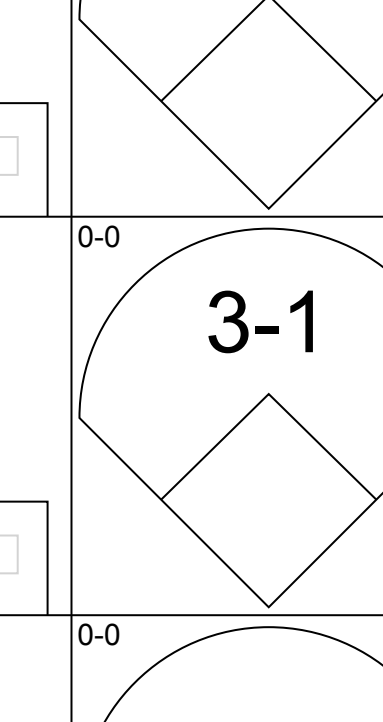
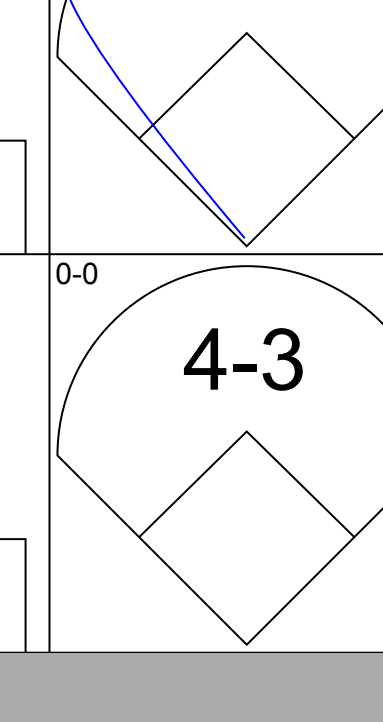
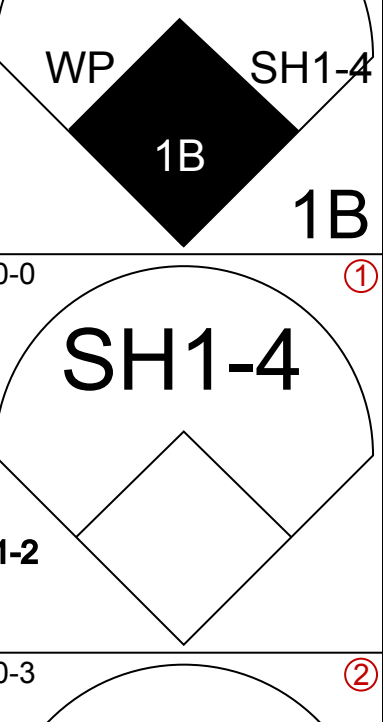
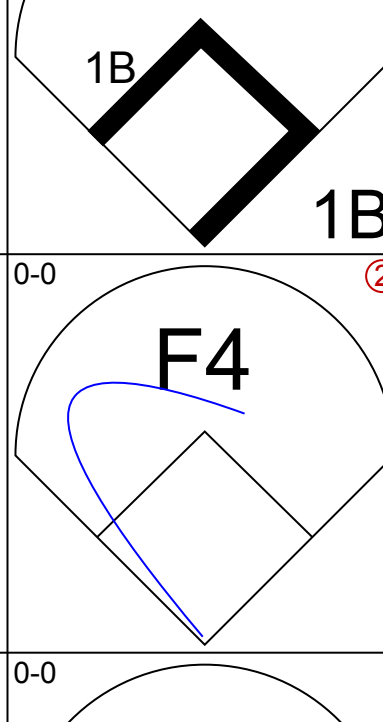
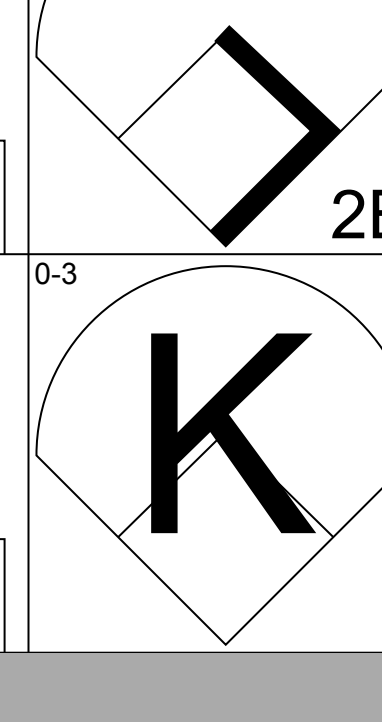
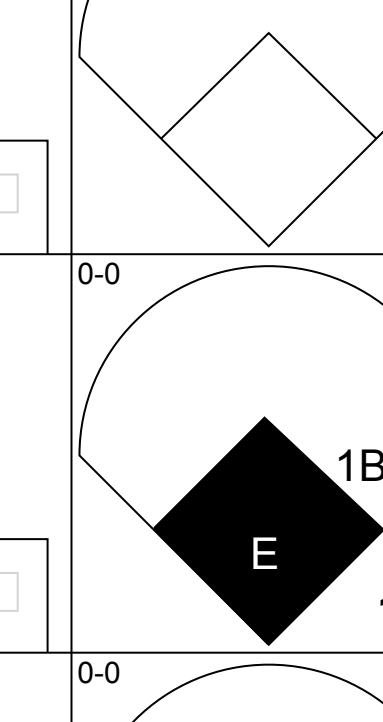
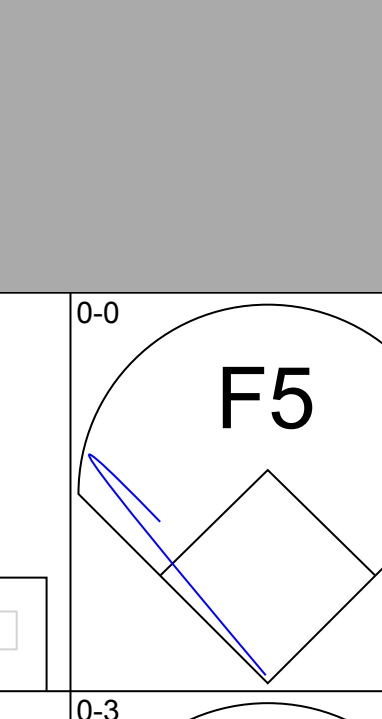
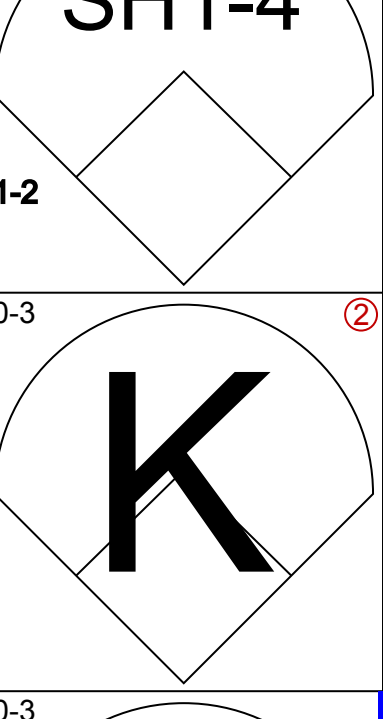
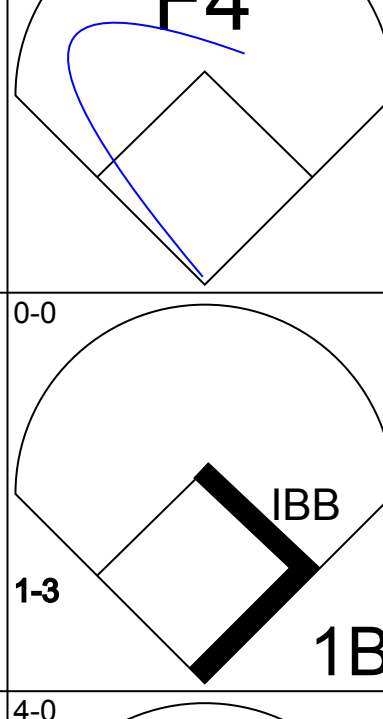
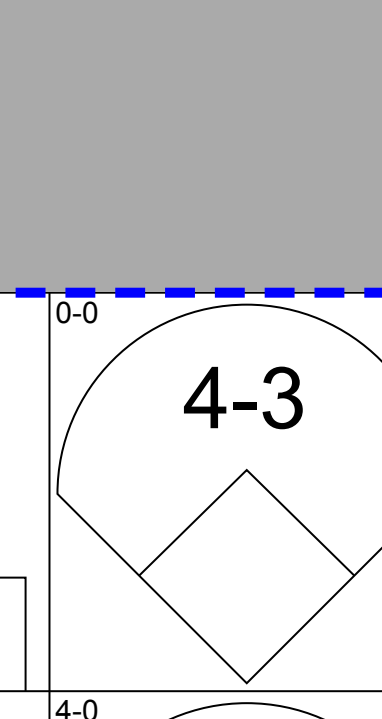
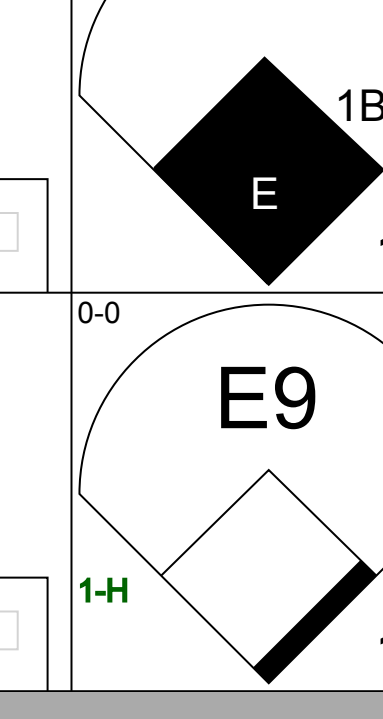
San Francisco Giants @ St. Louis Cardinals
Sportsman's Park, St. Louis, MO
Fri Aug 16 1963, 8:05 PM EDT
Att: 30,680 - Unknown - 83 F

AB 42
R 13
H 18
RBI 13
BB 8
SO 8
LOB 29



Batter	1	2	3	4	5	6	7	8	9	10	AB	R	H	RBI	BB	SO	LOB	TOP							
Harvey Kuenn, R OBP: 0.359, SLG: 0.411	5-3		E6	F9			F9	1-3		FC7-4	5	1	0	0	0	0	4	San Francisco Giants @ St. Louis Cardinals Sportsman's Park, St. Louis, MO Sat Aug 17 1963, 4:33 AM EDT Att: 28,306 - Unknown - 77 F							
Don Larsen, R OBP: 0.250, SLG: 0.250											0	0	0	0	0	0	livebaseballscorecards.com								
Billy Hoelt, L OBP: 1.000, SLG: 1.000			3B								0	0	0	0	0	0			AB 42						
Bobby Bolin, R OBP: 0.192, SLG: 0.087											0	0	0	0	0	0				R 7					
Billy Pierce, L OBP: 0.179, SLG: 0.115											0	0	0	0	0	0					H 10				
Chuck Hiller, L OBP: 0.254, SLG: 0.281	F9		E		6-3				K	K	4	1	2	1	0	0						RBI 6			
Jose Pagan, R OBP: 0.268, SLG: 0.270			3B								2	0	0	0	0	2							BB 5		
Willie McCovey, L OBP: 0.365, SLG: 0.579	F3		G3				F8		4-3	F7	6	0	0	0	0	1								SO 6	
Willie Mays, R OBP: 0.363, SLG: 0.549		K	6-3								4	2	2	1	1	1									LOB 20
Ed Bailey, L OBP: 0.304, SLG: 0.492							F9		3-1		4	2	2	3	1	0									
Felipe Alou, R OBP: 0.322, SLG: 0.467	FC6-4										5	1	2	0	0	0									
Tom Haller, L OBP: 0.333, SLG: 0.411											2	0	1	0	1	0									
Orlando Cepeda, R OBP: 0.351, SLG: 0.508											0	0	0	0	1	0									
Ernie Bowman, R OBP: 0.208, SLG: 0.240											5	0	1	1	0	1	6								
Juan Marichal, R OBP: 0.155, SLG: 0.136											3	0	0	0	0	1	2								
Jim Davenport, R OBP: 0.253, SLG: 0.343											1	0	0	0	1	0	2								
Inning Stats	R: 0 E: 0 K: 3 S: 3	H: 0 LOB: 0 BB: 0 P: 3	R: 0 E: 0 K: 1 S: 5	H: 0 LOB: 2 BB: 2 P: 13	R: 2 E: 2 K: 1 S: 7	H: 1 LOB: 0 BB: 0 P: 7	R: 1 E: 0 K: 0 S: 6	H: 3 LOB: 2 BB: 0 P: 6	R: 0 E: 0 K: 1 S: 6	H: 0 LOB: 1 BB: 0 P: 6	R: 0 E: 0 K: 0 S: 3	H: 1 LOB: 2 BB: 0 P: 4	R: 2 E: 1 K: 1 S: 7	H: 1 LOB: 2 BB: 2 P: 15	R: 0 E: 0 K: 1 S: 5	H: 0 LOB: 1 BB: 1 P: 9	1B: 5 2B: 1 3B: 1 HR: 3	SF: 0 SAC: 0 DP: 0 HBP: 1	WP: 1 PB: 0 SB: 1 CS: 0						
PITCHER	IP 7.0	WLS 33	H 9	R 5	ER 3	SO 3	BB 2	IBB 0	HBP 0	BLK 0	WP 0	HR 2	S 37	P 45	ERA 3.86	WHIP 1.571									
Ernie Broglio, R ERA: 3.27	1.2	9	1	2	2	2	1	0	1	0	1	1	11	16	10.80	1.200									
Bobby Shantz, L ERA: 3.14	0.1	2	0	0	0	0	1	0	0	0	0	0	1	5	0.00	3.000									
Lew Burdette, R ERA: 3.93	1.0	W	4	0	0	0	1	0	0	0	0	0	5	9	0.00	1.000									
Barney Schultz, R ERA: 3.17																									

Batter	1	2	3	4	5	6	7	8	9	10	AB	R	H	RBI	BB	SO	LOB	BOTTOM								
Curt Flood, R OBP: 0.333, SLG: 0.385	K	F8					E5				5	3	2	3	0	1	1	San Francisco Giants @ St. Louis Cardinals Sportsman's Park, St. Louis, MO Sat Aug 17 1963, 4:33 AM EDT Att: 28,306 - Unknown - 77 F								
Dick Groat, R OBP: 0.404, SLG: 0.483							SH1-4				3	0	1	0	0	0	1		livebaseballscorecards.com							
Bill White, L OBP: 0.362, SLG: 0.513	FC1-6						SH1-4				5	1	1	2	0	0	3			AB 40						
Ken Boyer, R OBP: 0.356, SLG: 0.431	FC1-6						1-3				3	0	1	1	2	0	1				R 8					
George Altman, L OBP: 0.339, SLG: 0.397	E6						E5				3	0	0	1	2	0	1					H 11				
Charlie James, R OBP: 0.301, SLG: 0.433	1-2						2H				5	0	0	0	0	2	5						RBI 8			
Gary Kolb, L OBP: 0.443, SLG: 0.536	E6						1B				5	0	0	0	0	2	5							BB 2		
Julian Javier, R OBP: 0.312, SLG: 0.400	L9						K				5	0	0	0	0	2	5								SO 5	
Tim McCarver, L OBP: 0.334, SLG: 0.387	F6						K				5	0	1	0	0	0	0									LOB 16
Ernie Broglio, R OBP: 0.118, SLG: 0.123	F6										3	0	0	1	0	1	3									
Bobby Shantz, R ERA: 2.95	1.2	6	1	1	1	0	0	0	0	0	6	5	4	6	5.40	0.600										
Billy Hoelt, L ERA: 4.35	0.0	1	1	1	1	0	0	0	0	0	1	1	1	1	∞	∞										
Bobby Bolin, R ERA: 3.05	0.0	1	0	0	0	0	1	0	0	0	0	0	0	4	∞	∞										
Billy Pierce, L ERA: 3.72	1.0	L	5	2	1	1	0	0	0	0	0	5	5	9.00	2.000											
Inning Stats	R: 0 E: 1 K: 1 S: 7	H: 1 LOB: 2 BB: 0 P: 7	R: 1 E: 0 K: 0 S: 5	H: 2 LOB: 1 BB: 0 P: 5	R: 0 E: 0 K: 1 S: 5	H: 0 LOB: 1 BB: 1 P: 9	R: 3 E: 0 K: 1 S: 8	H: 3 LOB: 1 BB: 0 P: 9	R: 0 E: 0 K: 1 S: 5	H: 0 LOB: 0 BB: 0 P: 5	R: 0 E: 0 K: 0 S: 3	H: 0 LOB: 0 BB: 0 P: 3	R: 1 E: 2 K: 1 S: 7	H: 1 LOB: 1 BB: 0 P: 7	R: 0 E: 0 K: 0 S: 3	H: 0 LOB: 0 BB: 0 P: 3	R: 2 E: 0 K: 0 S: 5	H: 2 LOB: 1 BB: 1 P: 9	R: 1 E: 0 K: 0 S: 4	H: 2 LOB: 1 BB: 0 P: 4	1B: 7 2B: 2 3B: 0 HR: 2	SF: 0 SAC: 2 DP: 0 HBP: 1	WP: 1 PB: 0 SB: 0 CS: 0			
PITCHER	IP 7.0	WLS 32	H 7	R 5	ER 4	SO 5	BB 1	IBB 0	HBP 1	BLK 1	WP 1	HR 1	S 40	P 45	ERA 5.14	WHIP 1.143										
Juan Marichal, R ERA: 2.23	1.2	6	1	1	1	0	0	0	0	0	0	6	6	5.40	0.600											
Don Larsen, R ERA: 2.95	0.0	1	1	1	1	0	0	0	0	0	0	1	1	1	∞	∞										
Bobby Bolin, R ERA: 3.05	0.0	1	0	0	0	0	1	0	0	0	0	0	0	4	∞	∞										
Billy Pierce, L ERA: 3.72	1.0	L	5	2	1	1	0	0	0	0	0	5	5	9.00	2.000											

Batter	1	2	3	4	5	6	7	8	9	AB	R	H	RBI	BB	SO	LOB	TOP					
Harvey Kuenn, R OBP: 0.360, SLG: 0.409 (1,5) (9,7)										4	2	1	0	1	1	1						
Chuck Hiller, L OBP: 0.255, SLG: 0.284 (1,4)										4	1	2	1	1	0	1						
Willie McCovey, L OBP: 0.365, SLG: 0.577 (1,7) (9,3)										5	0	2	1	0	0	3						
Willie Mays, R OBP: 0.365, SLG: 0.551 (1,8)										4	2	2	2	1	0	1						
Ed Bailey, L OBP: 0.368, SLG: 0.496 (1,2)										4	1	2	1	1	1	2						
Tom Haller, L OBP: 0.331, SLG: 0.408 (6, PH) (6,9)										2	0	0	0	0	0	0						
Felipe Alou, R OBP: 0.324, SLG: 0.472 (6, PH) (6,9)										2	0	1	2	1	0	1						
Norm Larker, L OBP: 0.286, SLG: 0.226 (1,3)										2	0	0	0	0	0	0						
Orlando Cepeda, R OBP: 0.351, SLG: 0.507 (6, PH) (6,3)										3	0	1	0	0	1	4	AB 38					
Billy Hoelt, L OBP: 1.000, SLG: 1.000 (9,1)										0	0	0	0	0	0	0	R 7					
Jack Fisher, R OBP: 0.200, SLG: 0.185 (9,1)										0	0	0	0	0	0	0	H 12					
Ernie Bowman, R OBP: 0.200, SLG: 0.231 (1,6) (9,5)										4	0	0	0	0	0	5	RBI 7					
Jack Sanford, R OBP: 0.244, SLG: 0.208 (1,1)										4	0	0	0	0	0	5	BB 5					
Don Larsen, R OBP: 0.250, SLG: 0.250 (7,1)										3	1	1	0	0	1	0	SO 4					
Jim Davenport, R OBP: 0.292, SLG: 0.343 (6, PH) (8,1)										0	0	0	0	0	0	0	LOB 20					
Bobby Bolin, R OBP: 0.192, SLG: 0.087 (8,1)										0	0	0	0	0	0	0						
Jose Pagan, R OBP: 0.266, SLG: 0.270 (9,6)										0	0	0	0	0	0	0						
Inning Stats	R: 0 E: 0 K: 1 S: 6	H: 1 LOB: 2 BB: 1 P: 10	R: 0 E: 0 K: 0 S: 3	H: 0 LOB: 0 BB: 0 P: 3	R: 1 E: 0 K: 0 S: 4	H: 2 LOB: 0 BB: 0 P: 4	R: 0 E: 0 K: 1 S: 5	H: 0 LOB: 0 BB: 0 P: 5	R: 0 E: 0 K: 1 S: 5	H: 0 LOB: 0 BB: 0 P: 5	R: 2 E: 0 K: 1 S: 7	H: 2 LOB: 3 BB: 3 P: 19	R: 0 E: 0 K: 0 S: 4	H: 1 LOB: 0 BB: 0 P: 4	R: 1 E: 0 K: 0 S: 6	H: 3 LOB: 2 BB: 0 P: 6	R: 3 E: 0 K: 0 S: 6	H: 3 LOB: 1 BB: 1 P: 10	1B: 8 2B: 3 3B: 1 HR: 0	SF: 0 SAC: 0 DP: 1 HBP: 0	WP: 0 PB: 2 SB: 0 CS: 0	PA: 43
PITCHER	IP WLS BF H R ER SO BB IBB HBP BLK WP HR S P ERA WHIP																					
Bob Gibson, R ERA: 3.82 (1,1)	5.1	23	5	3	3	3	3	0	0	0	0	0	0	26	38	5.06	1.500					
Bobby Shantz, L ERA: 3.14 (6,1)	0.0	1	0	0	0	0	0	1	0	0	0	0	0	4	4	∞	∞					
Ron Taylor, R ERA: 3.0 (6,1)	0.2	2	0	0	0	1	0	0	0	0	0	0	0	4	4	0.00	0.000					
Barney Schultz, R ERA: 3.25 (7,1)	1.1	8	4	1	1	0	0	0	0	0	0	0	0	8	8	6.75	3.000					
Sam Jones, R ERA: 11.81 (8,1)	1.2	W 9	3	3	3	0	0	1	0	0	0	0	0	8	12	16.20	1.800					
Batter	1	2	3	4	5	6	7	8	9	AB	R	H	RBI	BB	SO	LOB	BOTTOM					
Curt Flood, R OBP: 0.334, SLG: 0.385 (1,8)										5	1	2	1	0	0	4						
Dick Groat, R OBP: 0.404, SLG: 0.482 (1,6)										5	0	2	1	0	0	2						
Bill White, L OBP: 0.364, SLG: 0.512 (1,3)										3	2	1	1	2	1	1						
Ken Boyer, R OBP: 0.358, SLG: 0.444 (1,5)										4	2	2	4	1	0	3						
Charlie James, R OBP: 0.296, SLG: 0.426 (1,7)										4	0	0	0	0	1	2						
Gary Kolb, L OBP: 0.443, SLG: 0.536 (8,7)										0	0	0	0	0	0	0						
Jeoff Long, R (9, PH)										1	0	0	0	0	0	0						
George Altman, L OBP: 0.342, SLG: 0.402 (1,9)										5	1	3	0	0	0	1						
Julian Javier, R OBP: 0.311, SLG: 0.398 (1,4)										4	1	1	0	0	1	3	AB 38					
Tim McCarver, L OBP: 0.336, SLG: 0.387 (1,2)										5	0	2	0	0	1	1	R 8					
Bob Gibson, R ERA: 3.82 (1,1)										2	1	0	0	0	2	1	H 13					
Bobby Shantz, R ERA: 3.14 (6,1)										0	0	0	0	0	0	0	RBI 7					
Ron Taylor, R ERA: 3.0 (6,1)										0	0	0	0	0	0	0	BB 5					
Stan Musial, R ERA: 2.89 (6, PH)										0	0	0	0	0	0	0	SO 6					
Ray Sadecki, L OBP: 0.182, SLG: 0.224 (7,1)										0	0	0	0	0	0	0	LOB 18					
Barney Schultz, R ERA: 3.07 (8,1)										0	0	0	0	0	0	0						
Inning Stats	R: 0 E: 0 K: 0 S: 3	H: 1 LOB: 0 BB: 0 P: 3	R: 0 E: 0 K: 0 S: 3	H: 0 LOB: 1 BB: 1 P: 7	R: 0 E: 0 K: 1 S: 5	H: 0 LOB: 0 BB: 0 P: 5	R: 0 E: 0 K: 1 S: 6	H: 1 LOB: 1 BB: 0 P: 6	R: 3 E: 0 K: 2 S: 12	H: 4 LOB: 2 BB: 0 P: 12	R: 0 E: 0 K: 1 S: 7	H: 2 LOB: 3 BB: 1 P: 11	R: 2 E: 0 K: 1 S: 7	H: 2 LOB: 1 BB: 1 P: 11	R: 0 E: 0 K: 0 S: 3	H: 0 LOB: 1 BB: 1 P: 7	R: 3 E: 1 K: 0 S: 5	H: 3 LOB: 1 BB: 1 P: 9	1B: 10 2B: 1 3B: 0 HR: 2	SF: 0 SAC: 1 DP: 1 HBP: 0	WP: 1 PB: 0 SB: 0 CS: 0	PA: 44
PITCHER	IP WLS BF H R ER SO BB IBB HBP BLK WP HR S P ERA WHIP																					
Jack Sanford, R ERA: 3.6 (1,1)	6.1	31	9	5	5	5	2	1	0	0	0	0	0	5	5	0.00	1.500					
Don Larsen, R ERA: 2.89 (7,1)	0.2	3	1	0	0	1	0	0	0	0	0	0	0	3	7	0.00	1.000					
Bobby Bolin, R ERA: 3.02 (8,1)	1.0	4	0	0	0	0	1	0	0	0	0	0	0	3	7	0.00	1.000					
Billy Hoelt, L ERA: 5.23 (9,1)	0.0	2	1	2	2	0	1	0	0	0	0	1	1	5	∞	∞						
Jack Fisher, R ERA: 3.07 (9,1)	0.2	L 4	2	1	0	0	0	0	0	0	0	0	0	4	4	0.00	3.000					

San Francisco Giants @ St. Louis Cardinals
Sportsman's Park, St. Louis, MO
Mon Aug 19 1963, 4:33 AM EDT
Att: 10,384 - Unknown

AB 38
R 7
H 12
RBI 7
BB 5
SO 4
LOB 20



San Francisco Giants @ St. Louis Cardinals
Sportsman's Park, St. Louis, MO
Mon Aug 19 1963, 4:33 AM EDT
Att: 10,384 - Unknown

AB 38
R 8
H 13
RBI 7
BB 5
SO 6
LOB 18



Batter	1	2	3	4	5	6	7	8	9	AB	R	H	RBI	BB	SO	LOB	TOP										
Lee Mays, L OBP: 0.341, SLG: 0.439 (1, 8)	F9		F2		4-3		HR		1-3	5	1	1	3	0	0	2	Milwaukee Braves @ San Francisco Giants Candlestick Park, San Francisco, CA Tue Aug 20 1963, 10:05 PM EDT Att: 19,983 - Unknown livebaseballscorecards.com										
Frank Bolling, R OBP: 0.308, SLG: 0.323 (1, 4)	1B		SH2-3				2B		6-3	4	1	2	0	0	0	0											
Hank Aaron, R OBP: 0.388, SLG: 0.569 (1, 9)	K		F4				1B		K2-3	5	0	1	1	0	2	2											
Eddie Mathews, L OBP: 0.381, SLG: 0.426 (1, 5)	K						1B			3	0	0	0	1	2	1											
Gene Oliver, R OBP: 0.342, SLG: 0.455 Bob Shaw, R OBP: 0.205, SLG: 0.114 (7, 1)	F2						K			4	1	2	0	0	1	2											
Joe Torre, R OBP: 0.361, SLG: 0.435 (1, 3)	BB		G4-6-3				1B			0	0	0	0	0	0	0											
Roy McMillan, R OBP: 0.265, SLG: 0.308 (1, 6)	K						1B			2	1	1	0	2	0	1											
Del Crandall, R OBP: 0.260, SLG: 0.266 (1, 2)	F9						1B			3	1	1	1	0	1	1											
Bob Sadowski, R OBP: 0.091, SLG: 0.091 Lou Klimchock, L OBP: 0.162, SLG: 0.205 Ty Cline, L OBP: 0.238, SLG: 0.202 (7, PH)	SH2-3						1B			1	0	1	0	0	0	0											
							HR			1	1	0	0	0	0	2											
							HR			1	0	0	0	0	1	0											
Inning Stats	R: 0 E: 0 K: 2 S: 8	H: 1 LOB: 1 BB: 0 P: 8	R: 0 E: 0 K: 1 S: 5	H: 0 LOB: 1 BB: 1 P: 9	R: 0 E: 0 K: 0 S: 4	H: 1 LOB: 0 BB: 0 P: 4	R: 0 E: 0 K: 1 S: 5	H: 1 LOB: 0 BB: 0 P: 5	R: 0 E: 0 K: 0 S: 4	H: 1 LOB: 1 BB: 0 P: 4	R: 0 E: 0 K: 0 S: 3	H: 0 LOB: 0 BB: 0 P: 3	R: 5 E: 1 K: 2 S: 13	H: 6 LOB: 2 BB: 1 P: 17	R: 1 E: 0 K: 1 S: 5	H: 0 LOB: 0 BB: 0 P: 9	R: 0 E: 0 K: 1 S: 5	H: 0 LOB: 0 BB: 0 P: 5	1B: 8 2B: 1 3B: 0 HR: 1	SF: 0 SAC: 3 DP: 1 HBP: 0	WP: 2 PB: 0 SB: 0 CS: 0	PA: 39					
PITCHER	IP	WLS	BF	H	R	ER	SO	BB	IBB	HBP	BLK	WP	HR	S	P	ERA	WHIP										
Billy Pierce, L ERA: 3.77 (1, 1)	6.0	L	25	7	3	3	4	1	0	0	0	0	0	32	36	4.50	1.333										
Bobby Bolin, R ERA: 3.18 (7, 1)	1.0		7	3	2	2	2	0	1	0	0	0	1	10	14	18.00	3.000										
Frank Linzy, R ERA: 10.57 (8, 1)	2.0		7	0	1	1	2	1	0	0	0	1	0	10	14	4.50	0.500										

Batter	1	2	3	4	5	6	7	8	9	AB	R	H	RBI	BB	SO	LOB	BOTTOM										
Harvey Kuenn, R OBP: 0.365, SLG: 0.411 (1, 5)	1B		5-3		4-3					3	1	2	0	1	0	0	Milwaukee Braves @ San Francisco Giants Candlestick Park, San Francisco, CA Tue Aug 20 1963, 10:05 PM EDT Att: 19,983 - Unknown livebaseballscorecards.com										
Chuck Hillier, L OBP: 0.256, SLG: 0.281 (1, 4)	F5		5-3							4	0	0	0	0	0	3											
Willie McCovey, L OBP: 0.366, SLG: 0.576 (1, 3)	L5-3									4	0	2	1	0	0	1											
Willie Mays, R OBP: 0.366, SLG: 0.552 (1, 8)	SH5-4		G6-4-3							3	0	1	0	1	0	2											
Ed Bailey, L OBP: 0.370, SLG: 0.492 (1, 2)	FC5-2									2	0	0	0	2	0	0											
Felipe Alou, R OBP: 0.324, SLG: 0.471 (1, 9)	SH5-4									3	0	1	0	0	1	2											
Tom Haller, L OBP: 0.325, SLG: 0.490 (1, 7)	FC5-2									4	0	0	0	0	2	3											
Jose Pagan, R OBP: 0.268, SLG: 0.268 (1, 6)										3	0	0	0	0	0	1											
Billy Pierce, L OBP: 0.167, SLG: 0.107 Bobby Bolin, R OBP: 0.192, SLG: 0.087 Jim Davenport, R OBP: 0.292, SLG: 0.342 Frank Linzy, R (8, 1)	K									2	0	0	0	0	2	3											
										0	0	0	0	0	0	0											
										1	0	0	0	0	0	0											
										0	0	0	0	0	0	0											
Inning Stats	R: 0 E: 0 K: 0 S: 3	H: 1 LOB: 0 BB: 0 P: 3	R: 0 E: 0 K: 1 S: 5	H: 0 LOB: 2 BB: 2 P: 14	R: 1 E: 0 K: 0 S: 3	H: 1 LOB: 0 BB: 1 P: 7	R: 0 E: 0 K: 0 S: 3	H: 0 LOB: 0 BB: 0 P: 3	R: 0 E: 0 K: 1 S: 5	H: 0 LOB: 0 BB: 0 P: 5	R: 0 E: 0 K: 1 S: 6	H: 1 LOB: 2 BB: 1 P: 10	R: 0 E: 0 K: 1 S: 5	H: 0 LOB: 0 BB: 0 P: 5	R: 0 E: 0 K: 0 S: 4	H: 2 LOB: 1 BB: 0 P: 4	R: 0 E: 0 K: 1 S: 6	H: 1 LOB: 1 BB: 0 P: 6	1B: 5 2B: 2 3B: 0 HR: 0	SF: 0 SAC: 1 DP: 3 HBP: 1	WP: 0 PB: 0 SB: 0 CS: 0	PA: 35					
PITCHER	IP	WLS	BF	H	R	ER	SO	BB	IBB	HBP	BLK	WP	HR	S	P	ERA	WHIP										
Bob Sadowski, R ERA: 2.51 (1, 1)	6.0	W	24	3	1	1	3	3	1	1	0	0	0	25	42	1.50	1.000										
Bob Shaw, R ERA: 2.91 (7, 1)	3.0	S	11	3	0	0	2	0	0	0	0	0	0	15	15	0.00	1.000										



Batter	1	2	3	4	5	6	7	8	9	AB	R	H	RBI	BB	SO	LOB	TOP			
Lee Mays, L OBP: 0.342, SLG: 0.444 (1, 8)										5	1	2	0	0	1	3				
Frank Bolling, R OBP: 0.305, SLG: 0.324 (1, 4)										4	2	2	1	0	0	0				
Hank Aaron, R OBP: 0.390, SLG: 0.571 (1, 9)										4	0	2	1	1	0	0				
Eddie Mathews, L OBP: 0.383, SLG: 0.441 (1, 5)										4	3	2	2	1	0	3				
Gene Oliver, R OBP: 0.341, SLG: 0.450 Ty Cline, L OBP: 0.235, SLG: 0.200 (7, PR) (7, 8)										3	0	0	0	1	2	2				
Joe Torre, R OBP: 0.364, SLG: 0.436 (1, 3)										4	0	2	2	0	1	3				
Roy McMillan, R OBP: 0.269, SLG: 0.310 (1, 6)										5	0	2	0	0	0	4	AB 38			
Del Crandall, R OBP: 0.263, SLG: 0.269 (1, 2)										5	0	2	0	0	0	6	R 6			
Bob Hendley, R OBP: 0.156, SLG: 0.116 (1, 1)										3	0	0	0	0	1	6	H 14			
Inning Stats	R: 2 E: 0 K: 0 S: 5	H: 2 LOB: 0 BB: 0 P: 5	R: 0 E: 0 K: 0 S: 4	H: 2 LOB: 1 BB: 0 P: 4	R: 1 E: 0 K: 2 S: 9	H: 3 LOB: 2 BB: 1 P: 13	R: 0 E: 0 K: 1 S: 6	H: 1 LOB: 1 BB: 0 P: 6	R: 1 E: 0 K: 1 S: 6	H: 1 LOB: 2 BB: 0 P: 7	R: 2 E: 2 K: 0 S: 6	H: 2 LOB: 2 BB: 2 P: 14	R: 0 E: 0 K: 0 S: 4	H: 1 LOB: 1 BB: 0 P: 4	R: 0 E: 1 K: 0 S: 4	H: 1 LOB: 1 BB: 0 P: 4	1B: 10 2B: 3 3B: 1 HR: 2	SF: 1 SAC: 1 DP: 2 HBP: 1	WP: 0 PB: 0 SB: 0 CS: 1	PA: 44
PITCHER	IP WLS BF H R ER SO BB IBB HBP BLK WP HR S P ERA WHIP																			
Gaylord Perry, R ERA: 4.27 (1, 1)	5.0 L 23 9 4 4 4 4 0 1 0 0 0 2 30 34 7.20 1.800																			
Jack Fisher, R ERA: 3.97 (6, 1)	2.0 13 3 2 2 1 2 0 1 0 0 0 0 12 21 9.00 2.500																			
Frank Linzy, R ERA: 8.38 (8, 1)	2.0 8 2 0 0 0 0 0 0 0 0 0 0 8 8 0.00 1.000																			

Milwaukee Braves @ San Francisco Giants
Candlestick Park, San Francisco, CA
Wed Aug 21 1963, 6:33 AM EDT
Att: 14,015 - Unknown

AB 38
R 6
H 14
RBI 6
BB 3
SO 5
LOB 27



Batter	1	2	3	4	5	6	7	8	9	AB	R	H	RBI	BB	SO	LOB	BOTTOM					
Harvey Kuenn, R OBP: 0.360, SLG: 0.406 (1, 5)										4	0	0	0	0	0	3						
Felipe Alou, R OBP: 0.321, SLG: 0.466 (1, 9)										4	0	0	0	0	0	1						
Willie McCovey, L OBP: 0.368, SLG: 0.574 (1, 7)										3	1	1	0	1	1	1						
Willie Mays, R OBP: 0.366, SLG: 0.551 (1, 8)										4	0	1	1	0	0	1						
Orlando Cepeda, R OBP: 0.352, SLG: 0.511 (1, 3)										4	1	2	0	0	1	2						
Ed Bailey, L OBP: 0.369, SLG: 0.488 (1, 2)										4	0	1	0	0	3	2						
Jose Pagan, R OBP: 0.271, SLG: 0.270 (1, 6)										4	0	2	1	0	0	1	AB 34					
Ernie Bowman, R OBP: 0.193, SLG: 0.223 (1, 4)										4	0	0	0	0	2	4	R 2					
Gaylord Perry, R OBP: 0.214, SLG: 0.286 Jim Davenport, R OBP: 0.289, SLG: 0.343 Jack Fisher, R OBP: 0.200, SLG: 0.185 (5, PR) (5, PR) (8, 1)										1	0	0	0	0	0	2	H 8					
Jack Sanford, R OBP: 0.241, SLG: 0.295 Frank Linzy, R (8, 1)										1	0	0	0	0	0	0	RBI 2					
Inning Stats	R: 1 E: 0 K: 1 S: 6	H: 1 LOB: 1 BB: 1 P: 10	R: 0 E: 0 K: 1 S: 7	H: 2 LOB: 2 BB: 0 P: 7	R: 0 E: 0 K: 2 S: 3	H: 0 LOB: 0 BB: 0 P: 3	R: 0 E: 0 K: 2 S: 8	H: 1 LOB: 1 BB: 0 P: 8	R: 0 E: 0 K: 1 S: 6	H: 1 LOB: 1 BB: 0 P: 6	R: 1 E: 0 K: 1 S: 7	H: 2 LOB: 1 BB: 0 P: 7	R: 0 E: 0 K: 0 S: 3	H: 0 LOB: 0 BB: 0 P: 3	R: 0 E: 0 K: 0 S: 3	H: 1 LOB: 0 BB: 0 P: 3	R: 0 E: 0 K: 1 S: 5	H: 0 LOB: 0 BB: 0 P: 5	1B: 6 2B: 2 3B: 1 HR: 0	SF: 0 SAC: 0 DP: 1 HBP: 0	WP: 0 PB: 1 SB: 0 CS: 0	PA: 35
PITCHER	IP WLS BF H R ER SO BB IBB HBP BLK WP HR S P ERA WHIP																					
Bob Hendley, L ERA: 3.44 (1, 1)	9.0 W 35 8 2 2 7 1 0 0 0 0 0 0 48 52 2.00 1.000																					

Milwaukee Braves @ San Francisco Giants
Candlestick Park, San Francisco, CA
Wed Aug 21 1963, 6:33 AM EDT
Att: 14,015 - Unknown

AB 34
R 2
H 8
RBI 2
BB 1
SO 7
LOB 17



Batter	1	2	3	4	5	6	7	8	9	AB	R	H	RBI	BB	SO	LOB	TOP			
Lee Mays, L OBP: 0.340, SLG: 0.440 (1, 8)										5	0	1	0	0	1	1				
Frank Bolling, R OBP: 0.310, SLG: 0.325 (1, 4)										5	1	2	0	0	0	1				
Hank Aaron, R OBP: 0.391, SLG: 0.569 (1, 9)										3	2	1	0	1	1	1				
Eddie Mathews, L OBP: 0.386, SLG: 0.440 (1, 5)										1	2	0	0	3	0	0				
Gene Oliver, R OBP: 0.340, SLG: 0.451 (1, 7)										4	0	1	2	0	1	6				
Joe Torre, R OBP: 0.363, SLG: 0.442 (1, 3)										4	1	1	4	0	0	4				
Roy McMillan, R OBP: 0.264, SLG: 0.304 (1, 6)										4	0	0	0	0	1	0				
Del Crandall, R OBP: 0.259, SLG: 0.265 (1, 2)										4	0	0	0	0	2	0				
Tony Cloninger, R Don Dilardi, L Hank Fischer, R Lou Klimchak, L Ron Piche, R Bobby Tiefenauer, R Ty Cline, L (1, 1) (4, PH) (4, 1) (7, PH) (7, 1) (8, 1) (9, PH)										1	0	0	0	0	0	0				
Inning Stats	R: 0 E: 1 K: 1 S: 7	H: 2 LOB: 3 BB: 1 P: 11	R: 0 E: 0 K: 2 S: 7	H: 0 LOB: 0 BB: 0 P: 7	R: 2 E: 0 K: 0 S: 4	H: 1 LOB: 1 BB: 2 P: 12	R: 0 E: 0 K: 0 S: 3	H: 0 LOB: 0 BB: 0 P: 3	R: 0 E: 0 K: 1 S: 5	H: 0 LOB: 0 BB: 0 P: 3	R: 0 E: 0 K: 1 S: 5	H: 0 LOB: 0 BB: 0 P: 5	R: 4 E: 0 K: 1 S: 8	H: 3 LOB: 0 BB: 1 P: 12	R: 0 E: 0 K: 0 S: 4	H: 1 LOB: 1 BB: 0 P: 4	1B: 5 2B: 1 3B: 0 HR: 1	SF: 0 SAC: 0 DP: 0 HBP: 0	WP: 0 PB: 0 CS: 0	PA: 38
PITCHER Juan Marichal, R ERA: 2.37 (1, 1)	IP: 9.0 WLS: W BF: 38 H: 7 R: 6 ER: 6 SO: 6 BB: 3 IBB: 1 HBP: 0 BLK: 0 WP: 0 HR: 1 S: 46 P: 62 ERA: 6.00 WHIP: 1.111															PITCHER	IP: 9.0 WLS: W BF: 38 H: 7 R: 6 ER: 6 SO: 6 BB: 3 IBB: 1 HBP: 0 BLK: 0 WP: 0 HR: 1 S: 46 P: 62 ERA: 6.00 WHIP: 1.111			

Milwaukee Braves @ San Francisco Giants
Candlestick Park, San Francisco, CA
Thu Aug 22 1963, 6:33 AM EDT
Att: 12,535 - Unknown

AB	34
R	6
H	7
RBI	6
BB	4
SO	6
LOB	13



Batter	1	2	3	4	5	6	7	8	9	AB	R	H	RBI	BB	SO	LOB	BOTTOM			
Harvey Kuenn, R OBP: 0.358, SLG: 0.403 (1, 5)										5	1	1	0	0	0	2				
Ernie Bowman, R OBP: 0.193, SLG: 0.223 (9, 5)										4	2	3	0	0	0	1				
Chuck Hillier, L OBP: 0.282, SLG: 0.287 (1, 4)										4	1	1	0	0	1	4				
Willie McCovey, L OBP: 0.367, SLG: 0.576 (1, 7)										4	1	1	0	0	1	4				
Willie Mays, R OBP: 0.368, SLG: 0.551 (1, 8)										2	1	1	1	2	0	0				
Ed Bailey, L OBP: 0.370, SLG: 0.484 (1, 2)										2	1	0	1	2	0	4				
Orlando Cepeda, R OBP: 0.353, SLG: 0.511 (1, 3)										4	1	2	2	0	0	3				
Felipe Alou, R OBP: 0.321, SLG: 0.471 (1, 9)										4	1	1	3	0	0	3				
Jose Pagan, R OBP: 0.268, SLG: 0.267 (1, 6)										4	0	0	0	0	0	0				
Juan Marichal, R OBP: 0.159, SLG: 0.141 (1, 1)										4	0	1	0	0	0	0				
Inning Stats	R: 2 E: 0 K: 0 S: 6	H: 3 LOB: 2 BB: 1 P: 10	R: 0 E: 0 K: 0 S: 3	H: 0 LOB: 0 BB: 0 P: 3	R: 4 E: 0 K: 0 S: 6	H: 3 LOB: 0 BB: 1 P: 10	R: 0 E: 0 K: 1 S: 6	H: 2 LOB: 1 BB: 0 P: 6	R: 0 E: 0 K: 0 S: 3	H: 0 LOB: 1 BB: 1 P: 7	R: 0 E: 1 K: 0 S: 4	H: 0 LOB: 1 BB: 0 P: 4	R: 2 E: 0 K: 0 S: 4	H: 2 LOB: 0 BB: 1 P: 8	R: 0 E: 0 K: 0 S: 3	H: 0 LOB: 0 BB: 0 P: 3	1B: 8 2B: 0 3B: 1 HR: 1	SF: 0 SAC: 0 DP: 2 HBP: 0	WP: 2 PB: 1 CS: 0	PA: 37
PITCHER Tony Cloninger, R ERA: 3.75 Hank Fischer, R ERA: 4.88 Ron Piche, R ERA: 4.43 Bobby Tiefenauer, R ERA: (1, 1) (4, 1) (7, 1) (8, 1)	IP: 3.0 WLS: L BF: 17 H: 6 R: 6 ER: 6 SO: 6 BB: 2 IBB: 0 HBP: 0 BLK: 0 WP: 0 HR: 1 S: 15 P: 23 ERA: 18.00 WHIP: 2.667															PITCHER	IP: 3.0 WLS: L BF: 17 H: 6 R: 6 ER: 6 SO: 6 BB: 2 IBB: 0 HBP: 0 BLK: 0 WP: 0 HR: 1 S: 15 P: 23 ERA: 18.00 WHIP: 2.667			

Milwaukee Braves @ San Francisco Giants
Candlestick Park, San Francisco, CA
Thu Aug 22 1963, 6:33 AM EDT
Att: 12,535 - Unknown

AB	33
R	8
H	10
RBI	7
BB	4
SO	1
LOB	17



Batter	1	2	3	4	5	6	7	8	9	AB	R	H	RBI	BB	SO	LOB	TOP										
Pete Rose, S OBP: 0.334, SLG: 0.364 (1, 4)	0-0 4-3		0-0 4-3	0-0 FC		0-0 K		0-0 F7		5	0	0	0	0	1	2	Cincinnati Reds @ San Francisco Giants Candlestick Park, San Francisco, CA Fri Aug 23 1963, 10:05 PM EDT Att: 22,256 - Unknown										
Tommy Harper, R OBP: 0.355, SLG: 0.415 (1, 9)	0-0 5-3		0-0 5-3	0-0 SF7		0-0 1-3		0-3 K		4	0	0	1	0	1	0											
Vada Pinson, L OBP: 0.357, SLG: 0.523 (1, 8)	0-0 1B		0-0 2B	0-0 F6		0-0 1B		0-0 E6		4	0	3	0	0	0	2											
Frank Robinson, R OBP: 0.383, SLG: 0.444 (1, 7)	0-3 K		1-0 HBP	0-0 F3		0-3 K		0-0 F2		3	0	0	0	0	2	2											
Gordy Coleman, L OBP: 0.289, SLG: 0.387 (1, 3)		0-0 HR	0-0 4-3		0-0 F2		0-0 1B		0-0 F4		4	1	2	1	0	0		2									
Johnny Edwards, L OBP: 0.318, SLG: 0.372 (1, 2)	0-0 4-3		0-0 1B	0-0 1B	0-0 K		0-0 F4		0-0 F7		4	1	1	0	0	1		1									
Leo Cardenas, R OBP: 0.262, SLG: 0.310 (1, 6)	0-0 F8		0-0 FC	0-0 1B		0-0 1B		0-0 F7		4	1	2	0	0	0	1											
Eddie Kasko, R OBP: 0.297, SLG: 0.287 (1, 5)	0-0 1B		0-0 FC	0-0 1B		0-3 K		0-0 F4		4	0	2	0	0	1	1											
Jim Maloney, L OBP: 0.181, SLG: 0.147 Jim Coates, R (4, 1)	0-3 K		0-0 SF8		0-3 K		0-0 F7		0-0 F7		1	0	0	1	0	1											
Bob Skinner, L OBP: 0.325, SLG: 0.361 (9, PH)			0-0 SF8		0-3 K		0-0 F7		0-0 F7		1	0	0	0	0	0											
Inning Stats	R: 0 E: 0 K: 1 S: 6	H: 1 LOB: 1 BB: 0 P: 6	R: 1 E: 0 K: 1 S: 7	H: 2 LOB: 1 BB: 0 P: 7	R: 0 E: 0 K: 0 S: 4	H: 1 LOB: 2 BB: 0 P: 5	R: 2 E: 0 K: 0 S: 7	H: 3 LOB: 2 BB: 0 P: 7	R: 0 E: 0 K: 1 S: 5	H: 0 LOB: 0 BB: 0 P: 5	R: 0 E: 0 K: 2 S: 7	H: 1 LOB: 1 BB: 0 P: 7	R: 0 E: 1 K: 2 S: 8	H: 1 LOB: 1 BB: 0 P: 8	R: 0 E: 0 K: 0 S: 4	H: 1 LOB: 1 BB: 0 P: 4	R: 0 E: 0 K: 1 S: 5	H: 0 LOB: 0 BB: 0 P: 5	1B: 8 2B: 1 3B: 0 HR: 1	SF: 2 SAC: 0 DP: 0 HBP: 1	WP: 0 PB: 0 SB: 0 CS: 0	PA: 38					
PITCHER	IP	WLS	BF	H	R	ER	SO	BB	IBB	HBP	BLK	WP	HR	S	P	ERA	WHIP										
Jack Sanford, R ERA: 3.67 Bobby Bolin, R ERA: 2.99	(1, 1) 3.0	(4, 1) W	17 21	7 3	3 0	3 0	2 6	0 0	0 0	1 0	0 0	0 0	1 0	20 33	21 33	9.00 0.00	2.333 0.500										

Batter	1	2	3	4	5	6	7	8	9	AB	R	H	RBI	BB	SO	LOB	BOTTOM										
Harvey Kuenn, R OBP: 0.362, SLG: 0.404 (1, 5) (9, 7)	0-0 PB	0-0 G6-4-3		4-0 1B	0-0 6-3		0-0 4-3		0-0 F7		4	2	2	0	1	0	4										
Chuck Hiller, L OBP: 0.369, SLG: 0.299 (1, 4)	4-0 PB		0-0 F5	0-0 1B		0-0 HR		0-0 4-3		4	2	2	3	1	0	1											
Willie McCovey, L OBP: 0.369, SLG: 0.579 Ernie Bowman, R OBP: 0.193, SLG: 0.223 (1, 7) (9, 5)	0-0 2B		0-0 F7	0-0 1B		0-0 3B		0-0 F5		5	2	3	3	0	0	1											
Willie Mays, R OBP: 0.371, SLG: 0.557 (1, 8)	0-0 2B		0-0 F6	0-0 K		0-0 3B		4-0 3B		4	1	2	2	1	1	2											
Orlando Cepeda, R OBP: 0.354, SLG: 0.509 (1, 3)	4-0 BB		0-0 F9	0-0 HR	0-0 F5		0-0 F4		0-0 F4		4	1	1	0	1	0	2										
Tom Haller, L OBP: 0.327, SLG: 0.414 (1, 2)	0-0 F2		0-0 F2	0-0 HR	0-0 2B		0-0 F5		0-0 F5		5	1	2	2	0	0	4										
Felipe Alou, R OBP: 0.322, SLG: 0.478 (1, 9)	0-0 G6-4-3		0-0 F7	0-0 2B		0-0 F7		0-0 3B		5	0	2	1	0	0	3											
Jose Pagan, R OBP: 0.267, SLG: 0.264 (1, 6)		0-0 1-3		0-0 F9	4-0 IBB		0-0 F9	0-3 K		4	0	0	0	1	1	1											
Jack Sanford, R OBP: 0.250, SLG: 0.216 Bobby Bolin, R OBP: 0.241, SLG: 0.120 (1, 1) (4, 1)		0-0 G6-4-3		4-0 WP	0-3 K		0-0 1B	0-3 4-3		1	0	1	0	0	0	0											
Inning Stats	R: 3 E: 0 K: 0 S: 5	H: 3 LOB: 1 BB: 2 P: 13	R: 0 E: 0 K: 0 S: 3	H: 1 LOB: 0 BB: 0 P: 3	R: 0 E: 0 K: 0 S: 3	H: 0 LOB: 0 BB: 0 P: 3	R: 4 E: 0 K: 1 S: 9	H: 4 LOB: 2 BB: 2 P: 17	R: 0 E: 0 K: 1 S: 7	H: 2 LOB: 3 BB: 1 P: 11	R: 2 E: 0 K: 0 S: 6	H: 3 LOB: 1 BB: 0 P: 6	R: 1 E: 0 K: 0 S: 5	H: 2 LOB: 1 BB: 0 P: 5	R: 1 E: 0 K: 1 S: 6	H: 1 LOB: 1 BB: 1 P: 10	1B: 9 2B: 3 3B: 2 HR: 2	SF: 0 SAC: 0 DP: 2 HBP: 0	WP: 1 PB: 1 SB: 0 CS: 0	PA: 44							
PITCHER	IP	WLS	BF	H	R	ER	SO	BB	IBB	HBP	BLK	WP	HR	S	P	ERA	WHIP										
Jim Maloney, R ERA: 2.81 Jim Coates, R ERA: 5.22	(1, 1) 3.2	(4, 1) L	19 25	6 10	4 4	4 4	3 3	1 1	1 1	0 0	0 0	0 0	1 1	15 29	31 37	8.31 8.31	2.727 2.538										

AB	35
R	3
H	10
RBI	3
BB	0
SO	8
LOB	12



AB	38
R	11
H	16
RBI	11
BB	6
SO	3
LOB	21



Batter	1	2	3	4	5	6	7	8	9	10	11	12	AB	R	H	RBI	BB	SO	LOB	TOP						
Pete Rose, S OBP: 0.335, SLG: 0.365 (1.4)	5-3						F6			1-3			5	0	2	1	0	0	0							
Tommy Harper, R OBP: 0.354, SLG: 0.408 (1.9)	K									6-3			5	0	0	0	0	1	3							
Vada Pinson, L OBP: 0.356, SLG: 0.520 (1.8)	F7												5	0	1	0	0	0	2							
Frank Robinson, R OBP: 0.379, SLG: 0.438 (1.7)		6-3								L6-3			5	0	0	0	0	0	1							
Don Pavletich, R OBP: 0.281, SLG: 0.313 (1.2)		6-3											5	1	1	1	0	0	0							
Gordy Coleman, L OBP: 0.281, SLG: 0.383 Marty Keough, L OBP: 0.352, SLG: 0.401 (12, FR) (12.3)		F6								G3			3	0	0	0	2	0	0							
Leo Cardenas, R OBP: 0.261, SLG: 0.311 (1.6)													0	0	0	0	0	0	0							
Eddie Kasko, R OBP: 0.308, SLG: 0.307 (1.5)													5	1	1	0	0	0	2							
John Tsitouris, R OBP: 0.097, SLG: 0.068 Al Worthington, R OBP: 0.100, SLG: 0.200 (12.1)													5	1	1	0	0	0	2							
Inning Stats	R: 0 E: 0 K: 1 S: 5	H: 0 LOB: 0 BB: 0 P: 5	R: 0 E: 0 K: 3 S: 3	H: 0 LOB: 0 BB: 0 P: 3	R: 1 E: 0 K: 0 S: 5	H: 3 LOB: 1 BB: 0 P: 5	R: 1 E: 0 K: 0 S: 4	H: 1 LOB: 0 BB: 0 P: 4	R: 1 E: 0 K: 0 S: 6	H: 3 LOB: 2 BB: 0 P: 6	R: 0 E: 0 K: 0 S: 3	H: 0 LOB: 1 BB: 0 P: 7	R: 0 E: 0 K: 1 S: 5	H: 0 LOB: 0 BB: 0 P: 5	R: 0 E: 0 K: 0 S: 3	H: 1 LOB: 0 BB: 0 P: 3	R: 0 E: 0 K: 1 S: 5	H: 1 LOB: 0 BB: 0 P: 5	R: 0 E: 0 K: 0 S: 3	H: 0 LOB: 0 BB: 0 P: 3	R: 0 E: 0 K: 0 S: 3	H: 0 LOB: 1 BB: 0 P: 7	1B: 6 2B: 3 3B: 0 HR: 1	SF: 0 SAC: 0 DP: 2 HBP: 0	WP: 0 PB: 0 SB: 0 CS: 1	PA: 44
PITCHER	IP WLS BF H R ER SO BB IBB HBP BLK WP HR S P ERA WHIP	19 4.1 25 7 3 0 1 2 0 0 0 0 0 27 35 6.23 1.615																								

Cincinnati Reds @ San Francisco Giants
Candlestick Park, San Francisco, CA
Sat Aug 24 1963, 6:33 AM EDT
Alt. 24,838 - Unknown

AB 42
R 3
H 9
RBI 2
BB 2
SO 3
LOB 11



Batter	1	2	3	4	5	6	7	8	9	10	11	12	AB	R	H	RBI	BB	SO	LOB	BOTTOM						
Harvey Kuenn, R OBP: 0.361, SLG: 0.406 (1.5)	6-3												6	1	2	0	0	2	4							
Chuck Hiller, L OBP: 0.271, SLG: 0.304 (1.4)													5	1	2	2	0	0	2							
Willie McCovey, L OBP: 0.365, SLG: 0.572 (1.7)													5	0	0	0	0	0	3							
Willie Mays, R OBP: 0.371, SLG: 0.555 (1.8)													5	1	2	1	0	0	0							
Orlando Cepeda, R OBP: 0.356, SLG: 0.510 (1.3)													5	0	3	0	0	0	1							
Ed Bailey, L OBP: 0.368, SLG: 0.479 (1.2)													5	0	1	0	0	1	1							
Felipe Alou, R OBP: 0.322, SLG: 0.478 (1.9)													4	1	1	0	0	0	2							
Jose Pagan, R OBP: 0.269, SLG: 0.264 (1.6)													4	0	1	0	0	0	1							
Billy O'Dell, S OBP: 0.231, SLG: 0.242 Don Larsen, R OBP: 0.200, SLG: 0.200 Norm Larker, L OBP: 0.292, SLG: 0.226 (12, PH) (12.1)													1	0	0	0	0	0	0							
Inning Stats	R: 0 E: 0 K: 0 S: 2	H: 0 LOB: 0 BB: 0 P: 3	R: 1 E: 0 K: 0 S: 5	H: 3 LOB: 1 BB: 0 P: 5	R: 2 E: 1 K: 0 S: 6	H: 3 LOB: 1 BB: 0 P: 6	R: 0 E: 0 K: 0 S: 3	H: 0 LOB: 0 BB: 0 P: 3	R: 0 E: 0 K: 0 S: 4	H: 1 LOB: 1 BB: 0 P: 4	R: 0 E: 0 K: 0 S: 4	H: 2 LOB: 1 BB: 0 P: 4	R: 0 E: 0 K: 1 S: 6	H: 1 LOB: 0 BB: 0 P: 6	R: 0 E: 0 K: 0 S: 3	H: 0 LOB: 0 BB: 0 P: 3	R: 0 E: 0 K: 0 S: 3	H: 0 LOB: 0 BB: 0 P: 3	R: 0 E: 0 K: 0 S: 3	H: 1 LOB: 1 BB: 0 P: 3	R: 0 E: 0 K: 2 S: 7	H: 1 LOB: 3 BB: 1 P: 13	1B: 9 2B: 3 3B: 0 HR: 0	SF: 0 SAC: 1 DP: 3 HBP: 3	WP: 0 PB: 0 SB: 0 CS: 0	PA: 47
PITCHER	IP WLS BF H R ER SO BB IBB HBP BLK WP HR S P ERA WHIP	45 L 45 11 4 4 2 1 0 0 0 0 0 4 4 3.18 1.059																								

Cincinnati Reds @ San Francisco Giants
Candlestick Park, San Francisco, CA
Sat Aug 24 1963, 6:33 AM EDT
Alt. 24,838 - Unknown

AB 42
R 4
H 12
RBI 3
BB 1
SO 3
LOB 14



Batter	1	2	3	4	5	6	7	8	9	AB	R	H	RBI	BB	SO	LOB	TOP								
Pete Rose, S OBP: 0.336, SLG: 0.370 (1, 4)										4	2	2	2	0	0	0	Cincinnati Reds @ San Francisco Giants Candlestick Park, San Francisco, CA Sun Aug 25 1963, 6:33 AM EDT Att: 31,563 - Unknown								
Tommy Harper, R OBP: 0.352, SLG: 0.406 (1, 9)										4	1	1	0	0	0	2									
Vada Pinson, L OBP: 0.355, SLG: 0.517 (1, 8)										3	1	0	0	1	0	1									
Frank Robinson, R OBP: 0.378, SLG: 0.444 (1, 7)										4	1	1	4	0	1	0									
Don Pavletich, R OBP: 0.284, SLG: 0.316 Gordy Coleman, L OBP: 0.289, SLG: 0.381 (7, PH) (7, 3)										2	0	1	0	0	0	0									
Al Worthington, R OBP: 0.100, SLG: 0.200 (8, 1)										0	0	0	0	0	0	0									
Johnny Edwards, L OBP: 0.318, SLG: 0.378 (1, 2)										4	1	1	1	0	0	1									
Leo Cardenas, R OBP: 0.259, SLG: 0.308 (1, 6)										4	0	0	0	0	1	0									
Eddie Kasko, R OBP: 0.306, SLG: 0.313 (1, 5)										4	1	1	0	0	0	0									
Joe Nuxhall, L OBP: 0.183, SLG: 0.214 (3, 1) Don Zanni, R OBP: 0.200, SLG: 0.158 (8, PH) Ken Walters, R OBP: 0.200, SLG: 0.158 (8, PH) Joey Jay, R OBP: 0.200, SLG: 0.158 (8, PH) Marty Keough, L OBP: 0.200, SLG: 0.158 (8, PH)										1	0	0	0	0	0	0									
Inning Stats	R: 0 E: 0 K: 0 S: 3	H: 1 LOB: 0 BB: 0 P: 3	R: 1 E: 0 K: 0 S: 4	H: 1 LOB: 0 BB: 0 P: 4	R: 0 E: 0 K: 0 S: 3	H: 0 LOB: 0 BB: 0 P: 3	R: 0 E: 0 K: 0 S: 3	H: 0 LOB: 0 BB: 0 P: 3	R: 0 E: 0 K: 0 S: 3	H: 0 LOB: 0 BB: 0 P: 3	R: 3 E: 0 K: 1 S: 8	H: 3 LOB: 0 BB: 0 P: 8	R: 0 E: 0 K: 0 S: 3	H: 0 LOB: 0 BB: 0 P: 3	R: 4 E: 0 K: 0 S: 6	H: 3 LOB: 0 BB: 1 P: 10	R: 0 E: 0 K: 1 S: 5	H: 0 LOB: 0 BB: 0 P: 5	1B: 5 2B: 1 3B: 1 HR: 2	SF: 0 SAC: 0 DP: 2 HBP: 0	WP: 1 PB: 0 CS: 0	PA: 35			
PITCHER	IP	WLS	BF	H	R	ER	SO	BB	IBB	HBP	BLK	WP	HR	S	P	ERA	WHIP								
Billy Pierce, L ERA: 3.95 Gaylord Perry, R ERA: 4.57	(1, 1)	5.0	19	6	4	4	0	0	0	0	0	0	1	19	19	7.20	1.200								
PITCHER	IP	WLS	BF	H	R	ER	SO	BB	IBB	HBP	BLK	WP	HR	S	P	ERA	WHIP								



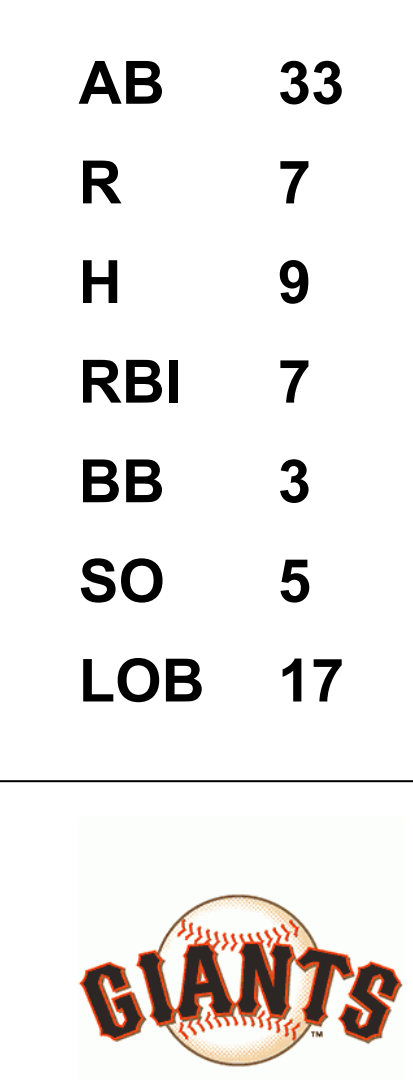
Batter	1	2	3	4	5	6	7	8	9	AB	R	H	RBI	BB	SO	LOB	BOTTOM									
Harvey Kuenn, R OBP: 0.359, SLG: 0.401 (1, 5)										4	1	0	0	1	0	1	Cincinnati Reds @ San Francisco Giants Candlestick Park, San Francisco, CA Sun Aug 25 1963, 6:33 AM EDT Att: 31,563 - Unknown									
Chuck Hillier, L OBP: 0.270, SLG: 0.302 (1, 4)										5	0	1	0	0	2	1										
Willie McCovey, L OBP: 0.364, SLG: 0.568 (1, 7)										5	1	1	0	0	1	3										
Willie Mays, R OBP: 0.375, SLG: 0.565 (1, 8)										4	2	3	3	1	0	0										
Orlando Cepeda, R OBP: 0.357, SLG: 0.508 (1, 3)										4	1	1	0	1	0	2										
Felipe Alou, R OBP: 0.324, SLG: 0.479 (1, 9)										3	1	1	0	1	0	2										
Ed Bailey, L OBP: 0.366, SLG: 0.487 (1, 2)										4	1	1	2	0	1	5										
Jose Pagan, R OBP: 0.266, SLG: 0.262 Ernie Bowman, R OBP: 0.191, SLG: 0.221 (8, 6)										3	0	0	1	0	0	2										
Billy Pierce, L OBP: 0.188, SLG: 0.133 Gaylord Perry, R OBP: 0.200, SLG: 0.267 Norm Larker, L OBP: 0.296, SLG: 0.226 (8, PH)										1	0	0	0	0	1	0										
Inning Stats	R: 0 E: 0 K: 1 S: 5	H: 0 LOB: 0 BB: 0 P: 5	R: 3 E: 1 K: 0 S: 8	H: 5 LOB: 3 BB: 1 P: 12	R: 2 E: 0 K: 2 S: 8	H: 1 LOB: 1 BB: 2 P: 16	R: 0 E: 0 K: 0 S: 3	H: 0 LOB: 0 BB: 0 P: 3	R: 0 E: 0 K: 0 S: 3	H: 0 LOB: 0 BB: 0 P: 7	R: 0 E: 0 K: 1 S: 5	H: 0 LOB: 0 BB: 0 P: 5	R: 0 E: 0 K: 1 S: 5	H: 0 LOB: 0 BB: 0 P: 5	R: 0 E: 0 K: 0 S: 4	H: 1 LOB: 1 BB: 0 P: 4		R: 2 E: 0 K: 1 S: 7	H: 2 LOB: 1 BB: 1 P: 11	1B: 5 2B: 2 3B: 0 HR: 2	SF: 0 SAC: 0 DP: 0 HBP: 0	WP: 2 PB: 0 CS: 1	PA: 41			
PITCHER	IP	WLS	BF	H	R	ER	SO	BB	IBB	HBP	BLK	WP	HR	S	P	ERA	WHIP									
Joe Nuxhall, L ERA: 2.85 Don Zanni, R ERA: 4.17 Joey Jay, R ERA: 4.17 Al Worthington, R ERA: 3.01	(1, 1)	2.0	14	6	5	5	1	2	0	0	0	0	1	0	13	21	0.00	0.667								
PITCHER	IP	WLS	BF	H	R	ER	SO	BB	IBB	HBP	BLK	WP	HR	S	P	ERA	WHIP									



Batter	1	2	3	4	5	6	7	8	9	AB	R	H	RBI	BB	SO	LOB	TOP			
Curt Flood, R OBP: 0.337, SLG: 0.389 (1, 8)	F9			F9		FC4-6 PB		6-3		4	0	0	0	0	0	1	St. Louis Cardinals @ San Francisco Giants Candlestick Park, San Francisco, CA Tue Aug 27 1963, 10:05 PM EDT Att: 30,514 - Unknown			
Dick Groat, R OBP: 0.390, SLG: 0.464 Dal Maxvill, R OBP: 0.344, SLG: 0.250 (1, 6) (4, 6)	G3			K		K		1B 1B		2	0	0	0	0	1	0				
Bill White, L OBP: 0.363, SLG: 0.500 (1, 3)	4-3			PO 1B		6-3		1B		4	0	2	0	0	0	1				
Stan Musial, L OBP: 0.323, SLG: 0.387 (1, 7)		FC5-4 BB		PO 1-2	K		F8	F6		3	0	0	0	1	1	2				
Ken Boyer, R OBP: 0.356, SLG: 0.437 Gary Kolb, L OBP: 0.419, SLG: 0.500 (1, 5) (7, 5)	FC5-4 K2-6-2				E 1B		K	6-3		3	0	1	0	0	1	1				
George Altman, L OBP: 0.335, SLG: 0.399 (1, 9)	K2-6-2				E4 1-2		HR 1B	1-3		4	1	1	0	0	1	2				
Julian Javier, R OBP: 0.311, SLG: 0.404 (1, 4)			F3		F2		HR	1B		4	1	2	2	0	0	2				
Tim McCarver, L OBP: 0.325, SLG: 0.364 (1, 2)			F7		F8		F8	F8		4	0	0	0	0	0	3				
Curt Simmons, L OBP: 0.162, SLG: 0.152 Barney Schultz, R (3, 1)			K			FC4-6 1B		1-3		1	0	0	0	0	1	0				
Jeff Long, R OBP: 0.200, SLG: 0.200 Sam Jones, R (6, PH) (6, 1)										0	0	0	0	0	0	0				
Inning Stats	R: 0 E: 0 K: 0 S: 3	H: 0 LOB: 0 BB: 0 P: 3	R: 0 E: 0 K: 1 S: 4	H: 0 LOB: 1 BB: 1 P: 8	R: 0 E: 0 K: 1 S: 5	H: 0 LOB: 0 BB: 0 P: 5	R: 0 E: 0 K: 1 S: 5	H: 1 LOB: 0 BB: 0 P: 5	R: 0 E: 1 K: 1 S: 7	H: 1 LOB: 2 BB: 0 P: 7	R: 2 E: 0 K: 1 S: 7	H: 2 LOB: 0 BB: 0 P: 7	R: 0 E: 0 K: 0 S: 5	H: 2 LOB: 2 BB: 0 P: 5	R: 0 E: 0 K: 0 S: 4	H: 1 LOB: 1 BB: 0 P: 4	1B: 7 2B: 1 3B: 0 HR: 1	SF: 0 SAC: 0 DP: 1 HBP: 0	WP: 0 PB: 1 SB: 0 CS: 0	PA: 36
PITCHER Jack Sanford, R ERA: 3.61 (1, 1)	IP: 9.0 WLS: W BF: 35 H: 8 R: 2 ER: 2 SO: 6 BB: 1 IBB: 0 HBP: 0 BLK: 0 WP: 0 HR: 1 S: 46 P: 50 ERA: 2.00 WHIP: 1.000															PITCHER				

Batter	1	2	3	4	5	6	7	8	9	AB	R	H	RBI	BB	SO	LOB	BOTTOM			
Harvey Kuenn, R OBP: 0.360, SLG: 0.401 (1, 5)	4-3 1B	1-3 3H 1B		F8		PB 1B		F9 1-2		5	0	3	1	0	0	1	St. Louis Cardinals @ San Francisco Giants Candlestick Park, San Francisco, CA Tue Aug 27 1963, 10:05 PM EDT Att: 30,514 - Unknown			
Jim Davenport, R OBP: 0.285, SLG: 0.339 (1, 4)	4-3 1-2	SF9		F8		K		F8		4	0	0	1	0	1	3				
Willie McCovey, L OBP: 0.360, SLG: 0.560 (1, 7)	F5	F4		4-3		F7				4	0	0	0	0	0	3				
Willie Mays, R OBP: 0.380, SLG: 0.572 (1, 8)	BB			HR		F2 2B BB		1B		2	2	2	1	2	0	0				
Orlando Cepeda, R OBP: 0.355, SLG: 0.510 (1, 3)	4-3			HR		F2 1-2		K		4	1	1	1	0	1	4				
Felipe Alou, R OBP: 0.325, SLG: 0.483 (1, 9)		E5 1B		HR		K		F4		4	2	1	1	0	1	2				
Tom Haller, L OBP: 0.329, SLG: 0.417 (1, 2)		1B 1B HBP		5-3		2B		4-3		3	1	1	1	0	0	1				
Jose Pagan, R OBP: 0.266, SLG: 0.262 (1, 6)		1B 1B SF9 1B		5-3		F6		6-3		4	1	1	1	0	0	1				
Jack Sanford, R OBP: 0.250, SLG: 0.208 (1, 1)		K		F3		K		PB BB		3	0	0	0	1	2	2				
Inning Stats	R: 0 E: 0 K: 0 S: 4	H: 1 LOB: 2 BB: 1 P: 8	R: 3 E: 1 K: 1 S: 8	H: 2 LOB: 1 BB: 0 P: 9	R: 3 E: 0 K: 0 S: 6	H: 3 LOB: 0 BB: 0 P: 6	R: 0 E: 0 K: 0 S: 3	H: 0 LOB: 0 BB: 0 P: 3	R: 1 E: 0 K: 1 S: 6	H: 1 LOB: 1 BB: 1 P: 10	R: 0 E: 0 K: 2 S: 8	H: 1 LOB: 1 BB: 0 P: 8	R: 0 E: 0 K: 1 S: 6	H: 1 LOB: 1 BB: 0 P: 6	R: 0 E: 0 K: 0 S: 3	H: 0 LOB: 1 BB: 1 P: 7		1B: 5 2B: 1 3B: 0 HR: 3	SF: 1 SAC: 0 DP: 0 HBP: 1	WP: 0 PB: 2 SB: 0 CS: 0
PITCHER Curt Simmons, L ERA: 2.89 Barney Schultz, R ERA: 3.36 Sam Jones, R ERA: 9.35 (1, 1) (3, 1) (6, 1)	IP: 2.0 WLS: L BF: 14 H: 5 R: 5 ER: 4 SO: 1 BB: 1 IBB: 0 HBP: 0 BLK: 0 WP: 0 HR: 2 S: 14 P: 19 ERA: 13.50 WHIP: 3.000															PITCHER				

AB 34
R 2
H 8
RBI 2
BB 1
SO 6
LOB 13



Batter	1	2	3	4	5	6	7	8	9	AB	R	H	RBI	BB	SO	LOB	TOP			
Curt Flood, R OBP: 0.336, SLG: 0.388 (1, 8)	0-0 4-3	0-0 F4			0-0 6-3		0-0 1-3 2-H 1B			4	0	1	1	0	0	1				
Dick Groat, R OBP: 0.389, SLG: 0.462 (1, 6)	0-0 6-3 1B		0-0 6-3			0-0 F9	0-0 1-3			4	0	1	0	0	0	2				
Bill White, L OBP: 0.361, SLG: 0.496 (1, 3)	0-0 6-3 1-2		0-0 F4			0-0 G3		0-0 F6		4	0	0	0	0	0	1				
Ken Boyer, R OBP: 0.355, SLG: 0.434 (1, 5)	0-0 F7		0-0 F3			4-0 BB		0-0 F6		3	0	0	0	1	0	1				
Charlie James, R OBP: 0.289, SLG: 0.417 (1, 7)		0-0 4-3		0-0 6-3		0-0 F8		0-0 6-3		4	0	0	0	0	0	1				
George Altman, L OBP: 0.336, SLG: 0.400 (1, 9)		0-0 BB 2B 1B		0-0 4-3			0-3 K		0-0 G4-6-3 1B	4	1	2	0	0	1	0				
Julian Javier, R OBP: 0.312, SLG: 0.404 (1, 4)		4-0 2B BB		0-0 F9			0-0 BB 1B		0-0 G4-6-3 1-2	3	2	1	0	1	0	1				
Tim McCarver, L OBP: 0.321, SLG: 0.359 (1, 2)		0-3 K			0-0 F8		0-0 P6		0-0 F7	4	0	0	0	0	1	3				
Bob Gibson, R OBP: 0.268, SLG: 0.308 (1, 1)		0-0 PB 1-H 2-H 2B			0-0 5-3		4-0 1B BB			2	0	1	2	1	0	0				
Inning Stats	R: 0 E: 0 K: 0 S: 4	H: 1 LOB: 1 BB: 0 P: 4	R: 2 E: 0 K: 1 S: 7	H: 2 LOB: 1 BB: 1 P: 11	R: 0 E: 0 K: 0 S: 3	H: 0 LOB: 0 BB: 0 P: 3	R: 0 E: 0 K: 0 S: 3	H: 0 LOB: 0 BB: 0 P: 3	R: 0 E: 0 K: 0 S: 3	H: 0 LOB: 1 BB: 1 P: 7	R: 1 E: 0 K: 1 S: 7	H: 2 LOB: 2 BB: 1 P: 11	R: 0 E: 0 K: 0 S: 3	H: 0 LOB: 0 BB: 0 P: 3	R: 0 E: 0 K: 0 S: 3	H: 1 LOB: 0 BB: 0 P: 3	1B: 5 2B: 1 3B: 0 HR: 0	SF: 0 SAC: 0 DP: 1 HBP: 0	WP: 0 PB: 1 SB: 0 CS: 0	PA: 35
PITCHER Billy O'Dell, L ERA: 2.87 (1, 1)	IP: 9.0 WLS: W BF: 35 H: 6 R: 3 ER: 3 SO: 2 BB: 3 IBB: 0 HBP: 0 BLK: 0 WP: 0 HR: 0 S: 36 P: 48 ERA: 3.00 WHIP: 1.000															PITCHER				

St. Louis Cardinals @ San Francisco Giants
Candlestick Park, San Francisco, CA
Wed Aug 28 1963, 6:33 AM EDT
Att: 23,462 - Unknown

AB 32
R 3
H 6
RBI 3
BB 3
SO 2
LOB 10



Batter	1	2	3	4	5	6	7	8	9	AB	R	H	RBI	BB	SO	LOB	BOTTOM			
Harvey Kuenn, R OBP: 0.364, SLG: 0.401 (1, 5) (9, 7)	0-0 HR 1B		0-0 F5		4-0 G4-3 1-2 BB		4-0 BB			2	1	1	0	2	0	0				
Chuck Hillier, L OBP: 0.286, SLG: 0.306 (1, 4)	0-0 1-H HR		0-0 P5		0-0 G4-3 1-2		0-0 F5			4	1	1	2	0	0	3				
Willie McCovey, L OBP: 0.357, SLG: 0.555 (1, 7) (9, 3)	0-0 4-3		0-0 1-3			0-0 6-3	0-0 F7			4	0	0	0	0	0	2				
Willie Mays, R OBP: 0.377, SLG: 0.568 (1, 8)	0-0 F9			0-0 5-3		0-3 K		0-0 6-3		4	0	0	0	0	1	0				
Orlando Cepeda, R OBP: 0.356, SLG: 0.516 Jim Davenport, R OBP: 0.289, SLG: 0.339 (1, 3) (9, 5)	0-0 F3			0-0 HR		0-0 S 1B		0-3 K		4	1	2	1	0	1	0				
Tom Haller, L OBP: 0.340, SLG: 0.451 (1, 2)		0-0 HR		0-0 HR		4-0 1-2 BB		0-0 1B		3	2	3	2	1	0	0				
Felipe Alou, R OBP: 0.322, SLG: 0.478 (1, 9)		0-0 1-3		0-0 6-3		0-3 K		0-3 K		4	0	0	0	0	2	3				
Jose Pagan, R OBP: 0.264, SLG: 0.260 (1, 6)		0-0 6-3		0-0 6-3			0-0 E4			3	0	0	0	0	0	0				
Billy O'Dell, S OBP: 0.235, SLG: 0.246 (1, 1)		0-0 4-3			0-0 CS 1B		0-0 F2			3	0	1	0	0	0	1				
Inning Stats	R: 2 E: 0 K: 0 S: 5	H: 2 LOB: 0 BB: 0 P: 5	R: 1 E: 0 K: 0 S: 4	H: 1 LOB: 0 BB: 0 P: 4	R: 0 E: 0 K: 0 S: 3	H: 0 LOB: 0 BB: 0 P: 3	R: 2 E: 0 K: 0 S: 5	H: 2 LOB: 0 BB: 0 P: 5	R: 0 E: 0 K: 0 S: 2	H: 1 LOB: 1 BB: 1 P: 6	R: 0 E: 0 K: 2 S: 8	H: 0 LOB: 2 BB: 1 P: 12	R: 0 E: 1 K: 0 S: 4	H: 0 LOB: 2 BB: 1 P: 8	R: 0 E: 0 K: 2 S: 8	H: 1 LOB: 1 BB: 0 P: 8	1B: 4 2B: 0 3B: 0 HR: 4	SF: 0 SAC: 0 DP: 1 HBP: 0	WP: 0 PB: 0 SB: 1 CS: 1	PA: 34
PITCHER Bob Gibson, R ERA: 3.77 (1, 1)	IP: 8.0 WLS: L BF: 34 H: 8 R: 5 ER: 5 SO: 4 BB: 3 IBB: 0 HBP: 0 BLK: 0 WP: 0 HR: 4 S: 39 P: 51 ERA: 5.62 WHIP: 1.375															PITCHER				

St. Louis Cardinals @ San Francisco Giants
Candlestick Park, San Francisco, CA
Wed Aug 28 1963, 6:33 AM EDT
Att: 23,462 - Unknown

AB 31
R 5
H 8
RBI 5
BB 3
SO 4
LOB 9



Batter	1	2	3	4	5	6	7	8	9	AB	R	H	RBI	BB	SO	LOB	TOP			
Harvey Kuenn, R OBP: 0.360, SLG: 0.396 (1,5)	F9		F3			L8		K		4	0	0	0	0	1	1	San Francisco Giants @ Los Angeles Dodgers Dodger Stadium, Los Angeles, CA Thu Aug 29 1963, 7:05 PM PDT Att: 54,978 - Unknown			
Ernie Bowman, R OBP: 0.185, SLG: 0.214 (8,5)										0	0	0	0	0	0					
Jim Davenport, R OBP: 0.286, SLG: 0.338 (1,4)	1B		F3			F8			F8	4	0	1	0	0	0					
Willie McCovey, L OBP: 0.354, SLG: 0.551 (1,7)	K					4-3			L9	4	0	0	0	0	2	1				
Willie Mays, R OBP: 0.375, SLG: 0.564 Norm Larker, L OBP: 0.294, SLG: 0.224 (7,3)	K				F9				F8	3	0	0	0	0	1	1				
Orlando Cepeda, R OBP: 0.356, SLG: 0.521 Frank Linzy, R (7,1)										3	1	1	1	0	0	0				
Felipe Alou, R OBP: 0.320, SLG: 0.475 (1,9)										3	0	0	0	0	0	0				
Jose Pagan, R OBP: 0.265, SLG: 0.261 (1,6)										3	0	1	0	0	1	0				
Tom Haller, L OBP: 0.336, SLG: 0.445 (1,2)										3	0	0	0	0	1	1				
Bobby Bolin, R OBP: 0.241, SLG: 0.120 Billy Pierce, L OBP: 0.162, SLG: 0.129 Jack Fisher, R OBP: 0.194, SLG: 0.179 Cap Peterson, R OBP: 0.326, SLG: 0.429 (8,9)										0	0	0	0	0	0	0				
Inning Stats	R: 0 E: 0 K: 2 S: 11	H: 1 LOB: 1 BB: 0 P: 16	R: 1 E: 0 K: 1 S: 8	H: 1 LOB: 0 BB: 0 P: 11	R: 0 E: 0 K: 1 S: 7	H: 0 LOB: 0 BB: 0 P: 10	R: 0 E: 0 K: 1 S: 7	H: 0 LOB: 0 BB: 0 P: 10	R: 0 E: 1 K: 0 S: 9	H: 1 LOB: 1 BB: 0 P: 10	R: 0 E: 0 K: 0 S: 6	H: 0 LOB: 0 BB: 0 P: 11	R: 0 E: 0 K: 2 S: 13	H: 0 LOB: 1 BB: 1 P: 21	R: 0 E: 0 K: 0 S: 5	H: 0 LOB: 0 BB: 0 P: 7	1B: 2 2B: 0 3B: 0 HR: 1	SF: 0 SAC: 0 DP: 0 HBP: 0	WP: 0 PB: 0 SB: 0 CS: 0	PA: 31
PITCHER Sandy Koufax, L ERA: 1.93 (1,1)	IP: 9.0 WLS: W BF: 31 H: 3 R: 1 ER: 1 SO: 7 BB: 1 IBB: 0 HBP: 0 BLK: 0 WP: 0 HR: 1 S: 74 P: 108 ERA: 1.00 WHIP: 0.444																			

Batter	1	2	3	4	5	6	7	8	9	AB	R	H	RBI	BB	SO	LOB	BOTTOM			
Maury Wills, S OBP: 0.352, SLG: 0.343 Mary Breeding, R OBP: 0.288, SLG: 0.324 (8,4)	G3 1B BB	1-3	E 1B			SF8 1B		FC4-6 1-2		3	2	2	2	1	0	2	San Francisco Giants @ Los Angeles Dodgers Dodger Stadium, Los Angeles, CA Thu Aug 29 1963, 7:05 PM PDT Att: 54,978 - Unknown			
Jim Gilliam, S OBP: 0.352, SLG: 0.379 Dick Tracewski, R OBP: 0.280, SLG: 0.250 (8,6)			F9 E3 1B			F8 1B BB				3	1	0	0	2	0	2				
Wally Moon, L OBP: 0.349, SLG: 0.401 Ken McMullen, R OBP: 0.266, SLG: 0.331 (7,5)	G3									4	2	2	1	0	0	5				
Tommy Davis, R OBP: 0.364, SLG: 0.459 (7,7)	K		E 2B							4	2	2	1	1	1	2				
Ron Fairly, L OBP: 0.350, SLG: 0.409 (1,3)			E8 HR 1B							5	1	3	4	0	0	1				
Frank Howard, R OBP: 0.328, SLG: 0.513 (1,9)										3	1	2	3	2	0	0				
John Roseboro, L OBP: 0.302, SLG: 0.350 Doug Camilli, R OBP: 0.236, SLG: 0.294 (8,2)										4	0	1	0	0	0	4				
Willie Davis, L OBP: 0.264, SLG: 0.360 (1,8)										5	2	3	0	0	0	2				
Sandy Koufax, R OBP: 0.116, SLG: 0.091 (1,1)										2	0	0	0	1	2	2				
Inning Stats	R: 1 E: 0 K: 1 S: 11	H: 1 LOB: 2 BB: 2 P: 22	R: 0 E: 0 K: 0 S: 15	H: 1 LOB: 1 BB: 1 P: 28	R: 5 E: 2 K: 0 S: 25	H: 6 LOB: 3 BB: 1 P: 39	R: 1 E: 0 K: 0 S: 8	H: 1 LOB: 0 BB: 1 P: 16	R: 3 E: 0 K: 1 S: 20	H: 4 LOB: 3 BB: 2 P: 36	R: 1 E: 0 K: 0 S: 5	H: 1 LOB: 0 BB: 0 P: 10	R: 0 E: 0 K: 0 S: 4	H: 0 LOB: 0 BB: 0 P: 5	R: 0 E: 0 K: 1 S: 9	H: 1 LOB: 2 BB: 1 P: 14		1B: 11 2B: 3 3B: 0 HR: 1	SF: 1 SAC: 2 DP: 1 HBP: 0	WP: 2 PB: 0 SB: 0 CS: 0
PITCHER Bobby Bolin, R ERA: 3.05 Billy Pierce, L ERA: 4.36 Jack Fisher, R ERA: 4.25 Frank Linzy, R ERA: 6.94 (7,1)	IP: 1.0 WLS: L BF: 13 H: 7 R: 5 ER: 5 SO: 0 BB: 1 IBB: 0 HBP: 0 BLK: 0 WP: 0 HR: 1 S: 32 P: 54 ERA: 27.00 WHIP: 4.800																			

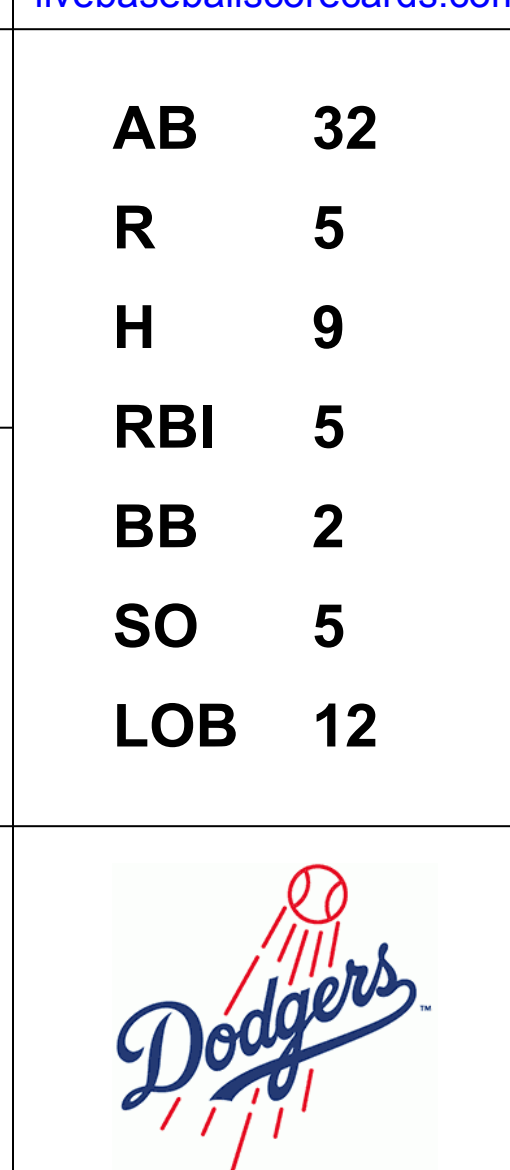
AB	30
R	1
H	3
RBI	1
BB	1
SO	7
LOB	5



Batter	1	2	3	4	5	6	7	8	9	AB	R	H	RBI	BB	SO	LOB	TOP		
Harvey Kuenn, R OBP: 0.358, SLG: 0.401 (1, 7)	F4	K			5-3		HR		1B	5	1	2	1	0	1	2	San Francisco Giants @ Los Angeles Dodgers Dodger Stadium, Los Angeles, CA Sun Sep 01 1963, 3:33 AM PDT Att: 54,263 - Unknown		
Jose Pagan, R OBP: 0.269, SLG: 0.273 (1, 6)	6-3		F7		G4-6-3 BB		K		F9	4	0	0	0	1	1	2			
Felipe Alou, R OBP: 0.320, SLG: 0.471 (1, 9)	2B	1B	L6		G4-6-3 1-2		L7		K	5	1	1	0	0	1	4			
Willie Mays, R OBP: 0.375, SLG: 0.563 (1, 8)	1H	2B	K			6-3	FC6-4 BB		F7	4	0	1	1	1	1	2			
Orlando Cepeda, R OBP: 0.359, SLG: 0.528 (1, 3)	IBB			5-3		WP 1B	FC6-4 1-2			3	1	1	0	1	0	1			
Jim Davenport, R OBP: 0.284, SLG: 0.330 (1, 5)	L4			FC4-6 BB		F8		5-3		3	0	0	0	1	0	3			
Chuck Hillier, L OBP: 0.269, SLG: 0.308 (1, 4)		F5		FC4-6 1-2		1B	2H	1B	5-3	4	0	1	1	0	0	1			
Tom Haller, L OBP: 0.337, SLG: 0.442 (1, 2)			F9			1-3		1B	4-3	4	0	2	0	0	0	1			
Billy O'Dell, S OBP: 0.239, SLG: 0.239 (1, 1)		K			5-3				1B	2	0	0	0	1	1	3			
Don Larsen, R OBP: 0.162, SLG: 0.162 (8, 1)										0	0	0	0	0	0	0			
Billy Hoelt, L OBP: 1.000, SLG: 1.000 (8, 1)										0	0	0	0	0	0	0			
Ed Bailey, L OBP: 0.366, SLG: 0.481 (9, PH)									1B	1	0	1	0	0	0	0			
Inning Stats	R: 1 E: 0 K: 0 S: 14	H: 2 LOB: 2 BB: 1 P: 22	R: 0 E: 0 K: 2 S: 9	H: 1 LOB: 1 BB: 0 P: 13	R: 0 E: 0 K: 1 S: 7	H: 0 LOB: 0 BB: 0 P: 9	R: 0 E: 0 K: 0 S: 12	H: 0 LOB: 1 BB: 1 P: 22	R: 0 E: 0 K: 0 S: 7	H: 3 LOB: 2 BB: 0 P: 15	R: 1 E: 0 K: 0 S: 9	H: 1 LOB: 1 BB: 0 P: 21	R: 0 E: 0 K: 0 S: 5	H: 0 LOB: 0 BB: 0 P: 8	R: 0 E: 0 K: 1 S: 13	H: 2 LOB: 2 BB: 0 P: 17	1B: 7 2B: 1 3B: 0 HR: 1	SF: 0 SAC: 0 DP: 1 HBP: 0	WP: 1 PA: 40 PB: 0 SB: 0 CS: 0
PITCHER	IP WLS BF H R ER SO BB IBB HBP BLK WP HR S P ERA WHIP																		
Pete Richert, L ERA: 4.91 (1, 1)	4.0	17	3	1	1	3	1	1	0	0	0	0	0	42	66	2.25	1.000		
Ken Rowe, R ERA: 3.19 (5, 1)	1.2	7	1	1	1	0	2	0	0	0	1	0	10	23	5.40	1.800			
Ron Perranoski, L ERA: 1.87 (6, 1)	1.1	8	3	1	1	1	1	0	0	0	0	1	17	30	6.75	3.000			
Dick Calmus, R ERA: 2.7 (8, 1)	1.0	W	4	1	0	0	0	0	0	0	0	0	9	15	0.00	1.000			
Johnny Podres, L ERA: 3.39 (9, 1)	1.0	S	4	1	0	0	1	0	0	0	0	0	9	10	0.00	1.000			

Batter	1	2	3	4	5	6	7	8	9	AB	R	H	RBI	BB	SO	LOB	BOTTOM		
Maury Wills, S OBP: 0.353, SLG: 0.345 (1, 6) (9, 5)	SH3 4-3 2B		K	L4			F8			4	1	1	0	0	1	4	San Francisco Giants @ Los Angeles Dodgers Dodger Stadium, Los Angeles, CA Sun Sep 01 1963, 3:33 AM PDT Att: 54,263 - Unknown		
Jim Gilliam, S OBP: 0.353, SLG: 0.385 (1, 4)	SH3		FC6-4 1-2		F7		1B	2B	1B	3	1	1	0	0	0	1			
Tommy Davis, R OBP: 0.358, SLG: 0.450 (1, 7)	4-3		F3		F2		2B	1B	2B	4	1	1	1	0	0	1			
Frank Howard, R OBP: 0.326, SLG: 0.511 (1, 9)	F2		1-3		K		K		K	4	0	0	0	0	2	2			
Ken McMullen, R OBP: 0.266, SLG: 0.330 (1, 5)		L4				5-3		1B	2B	3	0	1	0	0	0	0			
Wally Moon, L OBP: 0.345, SLG: 0.399 (8, PH)				FC5-4 1B				1H 1B	2B	1	1	1	2	0	0	0			
Dick Tracewski, R OBP: 0.290, SLG: 0.261 (9, 6)								1H 3H		0	0	0	0	0	0	0			
Bill Skowron, R OBP: 0.257, SLG: 0.305 (1, 3)		L6		FC5-4 BB 1B		K		2H	1B	3	1	0	0	0	1	1			
Ron Fairly, L OBP: 0.348, SLG: 0.403 (9, 3)									WP	1	0	1	1	0	0	0			
John Roseboro, L OBP: 0.301, SLG: 0.347 (1, 2)				BB 1B		F8		2-3	K	4	0	2	0	0	1	1			
Willie Davis, L OBP: 0.264, SLG: 0.355 (1, 8)		F7							F3	3	0	0	0	1	0	2			
Pete Richert, L ERA: 3.39 (1, 1)	7.0	29	6	3	3	3	2	0	0	0	0	0	0	0	0	0			
Lee Walls, R OBP: 0.263, SLG: 0.310 (4, PH)										0	0	0	0	0	0	0			
Ken Rowe, R (5, 1)										0	0	0	0	0	0	0			
Ron Perranoski, L OBP: 0.199, SLG: 0.105 (8, 1)										0	0	0	0	0	0	0			
Al Ferrara, R OBP: 0.302, SLG: 0.265 (7, PH)										1	0	0	0	0	0	0			
Dick Calmus, R (8, 1)										0	0	0	0	0	0	0			
Johnny Podres, L OBP: 0.165, SLG: 0.250 (9, 1)										0	0	0	0	0	0	0			
Inning Stats	R: 1 E: 0 K: 0 S: 8	H: 1 LOB: 0 BB: 0 P: 11	R: 0 E: 0 K: 0 S: 9	H: 1 LOB: 1 BB: 0 P: 12	R: 0 E: 0 K: 1 S: 12	H: 1 LOB: 1 BB: 0 P: 18	R: 0 E: 0 K: 0 S: 10	H: 2 LOB: 3 BB: 2 P: 21	R: 0 E: 0 K: 1 S: 7	H: 0 LOB: 0 BB: 0 P: 10	R: 0 E: 0 K: 1 S: 8	H: 0 LOB: 0 BB: 0 P: 9	R: 0 E: 0 K: 0 S: 7	H: 0 LOB: 0 BB: 0 P: 9	R: 3 E: 0 K: 2 S: 15	H: 4 LOB: 1 BB: 0 P: 21	1B: 7 2B: 2 3B: 0 HR: 0	SF: 0 SAC: 1 DP: 0 HBP: 0	WP: 1 PA: 35 PB: 0 SB: 0 CS: 0
PITCHER	IP WLS BF H R ER SO BB IBB HBP BLK WP HR S P ERA WHIP																		
Billy O'Dell, L ERA: 2.91 (1, 1)	7.0	29	6	3	3	3	2	0	0	0	0	0	0	0	0	0			
Don Larsen, R ERA: 2.66 (8, 1)	0.1	L	3	2	1	1	1	0	0	0	0	0	7	10	27.00	6.000			
Billy Hoelt, L ERA: 4.84 (8, 1)	0.2	3	1	1	1	1	0	0	0	0	1	0	7	9	13.50	1.500			

AB	35
R	3
H	9
RBI	3
BB	5
SO	5
LOB	19



Batter	1	2	3	4	5	6	7	8	9	AB R H RBI BB SO LOB	TOP									
Lou Brock, L OBP: 0.319, SLG: 0.415 (1, 9)										5 1 2 1 0 2 2	Chicago Cubs @ San Francisco Giants Candlestick Park, San Francisco, CA Mon Sep 02 1963, 6:38 AM EDT Att: 34,590 - Sunny livebaseballscorecards.com									
Andre Rodgers, R OBP: 0.318, SLG: 0.288 (1, 6)										4 1 2 0 1 0 1										
Ellis Burton, S OBP: 0.323, SLG: 0.428 (1, 8)										5 0 1 0 0 0 4										
Ron Santo, R OBP: 0.353, SLG: 0.520 (1, 5)										4 2 2 5 0 0 3										
Billy Williams, L OBP: 0.361, SLG: 0.508 (1, 7)										3 0 0 0 1 0 2										
Leo Burke, R OBP: 0.242, SLG: 0.310 (1, 4)										4 0 1 0 0 2 3										
John Boccabella, R OBP: 0.375, SLG: 0.286 (1, 3)										4 0 1 0 0 1 2										
Merritt Ranew, L OBP: 0.379, SLG: 0.488 (1, 2)										3 1 1 0 0 1 1										
Glen Hobbie, R OBP: 0.111, SLG: 0.070 (1, 1)										3 1 0 0 0 1 2										
Inning Stats	R: 0 E: 0 K: 1 S: 5	H: 0 LOB: 1 BB: 1 P: 9	R: 0 E: 0 K: 2 S: 7	H: 0 LOB: 1 BB: 1 P: 11	R: 0 E: 0 K: 1 S: 5	H: 1 LOB: 0 BB: 0 P: 5	R: 1 E: 0 K: 1 S: 6	H: 1 LOB: 0 BB: 0 P: 6	R: 5 E: 0 K: 0 S: 8	H: 5 LOB: 0 BB: 0 P: 8	R: 0 E: 0 K: 0 S: 4	H: 1 LOB: 2 BB: 0 P: 5	R: 0 E: 0 K: 1 S: 5	H: 0 LOB: 0 BB: 0 P: 5	R: 0 E: 0 K: 1 S: 5	H: 0 LOB: 0 BB: 0 P: 5	1B: 8 2B: 0 3B: 0 HR: 2	SF: 0 SAC: 1 DP: 0 HBP: 1	WP: 0 PB: 0 SB: 0 CS: 0	PA: 39
PITCHER	IP WLS BF H R ER SO BB IBB HBP BLK WP HR S P ERA WHIP											IP WLS BF H R ER SO BB IBB HBP BLK WP HR S P ERA WHIP								
Jack Fisher, R ERA: 4.5 (1, 1)	6.0 L 28 8 6 6 5 2 0 0 1 0 0 2 35 44 9.00 1.667																			
Al Stanek, L ERA: 3.65 (7, 1)	3.0 11 2 0 0 2 0 0 0 0 0 0 0 15 15 0.00 0.667																			

Batter	1	2	3	4	5	6	7	8	9	AB R H RBI BB SO LOB	BOTTOM									
Harvey Kuenn, R OBP: 0.359, SLG: 0.397 (1, 5)										3 0 0 0 1 0 1	Chicago Cubs @ San Francisco Giants Candlestick Park, San Francisco, CA Mon Sep 02 1963, 6:38 AM EDT Att: 34,590 - Sunny livebaseballscorecards.com									
Chuck Hiller, L OBP: 0.285, SLG: 0.303 (1, 4)										4 0 0 0 0 1 1										
Willie McCovey, L OBP: 0.347, SLG: 0.541 (1, 7)										4 0 1 0 0 0 0										
Ed Bailey, L OBP: 0.361, SLG: 0.473 (1, 2)										4 0 0 0 0 0 1										
Orlando Cepeda, R OBP: 0.357, SLG: 0.523 (1, 3)										3 0 0 0 0 0 0										
Tom Haller, L OBP: 0.339, SLG: 0.434 (1, 9)										2 0 0 0 0 0 0										
Felipe Alou, R OBP: 0.325, SLG: 0.472 (1, 8)										3 0 1 0 0 0 1										
Jose Pagan, R OBP: 0.268, SLG: 0.280 (1, 6)										3 0 0 0 0 1 2										
Jack Fisher, R OBP: 0.188, SLG: 0.172 (1, 1) Norm Larker, L OBP: 0.291, SLG: 0.222 (6, PH) Al Stanek, L ERA: 3.65 (7, 1)										1 0 0 0 0 0 1 1 0 0 0 0 0 0 1 0 0 0 0 1 1										
Inning Stats	R: 0 E: 0 K: 0 S: 3	H: 0 LOB: 0 BB: 0 P: 3	R: 0 E: 0 K: 0 S: 3	H: 0 LOB: 0 BB: 0 P: 3	R: 0 E: 0 K: 0 S: 4	H: 1 LOB: 1 BB: 0 P: 4	R: 0 E: 0 K: 0 S: 3	H: 0 LOB: 0 BB: 0 P: 3	R: 0 E: 0 K: 1 S: 5	H: 0 LOB: 1 BB: 1 P: 9	R: 0 E: 0 K: 0 S: 3	H: 0 LOB: 0 BB: 0 P: 3	R: 0 E: 0 K: 1 S: 5	H: 0 LOB: 1 BB: 0 P: 6	R: 0 E: 0 K: 1 S: 6	H: 1 LOB: 1 BB: 0 P: 6	1B: 1 2B: 0 3B: 1 HR: 0	SF: 0 SAC: 0 DP: 0 HBP: 1	WP: 0 PB: 0 SB: 1 CS: 0	PA: 31
PITCHER	IP WLS BF H R ER SO BB IBB HBP BLK WP HR S P ERA WHIP											IP WLS BF H R ER SO BB IBB HBP BLK WP HR S P ERA WHIP								
Glen Hobbie, R ERA: 3.83 (1, 1)	9.0 W 31 2 0 0 3 1 0 0 1 0 0 0 35 40 0.00 0.333																			

Batter	1	2	3	4	5	6	7	8	9	AB	R	H	RBI	BB	SO	LOB	TOP		
Carl Warwick, R OBP: 0.318, SLG: 0.336 (1, 8)	1-3		SH5-3 1B		1-3		F5		F8	5	0	1	1	0	0	1			
Pete Runnels, L OBP: 0.321, SLG: 0.287 (1, 4)	4-3		SH5-3		E7 2B			F7		3	0	1	0	0	0	0			
Jimmy Wynn, R OBP: 0.320, SLG: 0.363 (1, 7)	F5		SF8		6-3			F9		3	0	0	1	0	0	1			
Rusty Staub, L OBP: 0.306, SLG: 0.299 (1, 3)		G3			F5				E 1B	3	0	1	0	1	0	1			
John Bateman, R OBP: 0.244, SLG: 0.342 (1, 2)						F2			F7	3	0	0	0	1	1	3			
Johnny Weekly, R OBP: 0.250, SLG: 0.268 (1, 9)		F7			G6-4-3 BB 1B				F8	3	0	1	0	1	0	1			
Bob Aspromonte, R OBP: 0.295, SLG: 0.274 (1, 5)					G6-4-3				K	4	0	0	0	0	1	3			
Bob Lillis, R OBP: 0.226, SLG: 0.235 (1, 6)					1B 2B				1B 2B	4	2	3	0	0	0	0			
Dick Drott, R OBP: 0.143, SLG: 0.143 (1, 1)										2	1	1	0	0	0	1			
Don McMahon, R OBP: 0.214, SLG: 0.167 (5, 1)										1	0	0	0	0	0	0			
Ernie Fazio, R OBP: 0.272, SLG: 0.280 (9, PH)										1	0	1	1	0	0	0			
Inning Stats	R: 0 E: 0 K: 0 S: 3	H: 0 LOB: 0 BB: 0 P: 3	R: 0 E: 0 K: 0 S: 3	H: 0 LOB: 1 BB: 1 P: 7	R: 2 E: 0 K: 1 S: 8	H: 3 LOB: 2 BB: 1 P: 12	R: 0 E: 0 K: 0 S: 3	H: 1 LOB: 1 BB: 1 P: 7	R: 0 E: 1 K: 0 S: 4	H: 1 LOB: 0 BB: 0 P: 4	R: 0 E: 0 K: 0 S: 3	H: 0 LOB: 0 BB: 0 P: 3	R: 0 E: 1 K: 0 S: 4	H: 1 LOB: 1 BB: 0 P: 4	R: 1 E: 0 K: 1 S: 7	H: 2 LOB: 1 BB: 0 P: 7	1B: 6 2B: 3 3B: 0 HR: 0	SF: 1 SAC: 1 DP: 2 HBP: 0	WP: 0 PA: 37 PB: 0 SB: 0 CS: 0
PITCHER Jack Sanford, R ERA: 3.58 (1, 1)	IP: 9.0 WLS: W BF: 37 H: 9 R: 3 ER: 3 SO: 2 BB: 2 IBB: 1 HBP: 0 BLK: 0 WP: 0 HR: 0 S: 38 P: 50 ERA: 3.00 WHIP: 1.222															PITCHER Jack Sanford, R ERA: 3.58 (1, 1)	IP: 9.0 WLS: W BF: 37 H: 9 R: 3 ER: 3 SO: 2 BB: 2 IBB: 1 HBP: 0 BLK: 0 WP: 0 HR: 0 S: 38 P: 50 ERA: 3.00 WHIP: 1.222		

Houston Colt 45's @ San Francisco Giants
Candlestick Park, San Francisco, CA
Wed Sep 04 1963, 6:33 AM EDT
Att: 4,559 - Cloudy - 66 F

AB	32
R	3
H	9
RBI	3
BB	3
SO	2
LOB	11



Batter	1	2	3	4	5	6	7	8	9	AB	R	H	RBI	BB	SO	LOB	BOTTOM		
Harvey Kuenn, R OBP: 0.358, SLG: 0.392 (1, 9)	G6-4-3 BB	F5			1B HR	F9		F7		4	1	1	0	1	0	3			
Chuck Hillier, L OBP: 0.286, SLG: 0.303 (1, 4)	G6-4-3		F8		1B HR	F7		F7		5	1	1	0	0	0	1			
Orlando Cepeda, R OBP: 0.361, SLG: 0.539 (1, 3)			F2		1B HR	HR		4-3		5	2	3	3	0	0	0			
Willie McCovey, L OBP: 0.350, SLG: 0.549 (1, 7)	F9				1-3	1B HR				4	1	2	2	0	0	1			
Felipe Alou, R OBP: 0.327, SLG: 0.480 (1, 8)		F2	F4		S WP 1B	F8				4	1	1	0	0	0	1			
Tom Haller, L OBP: 0.344, SLG: 0.452 (1, 2)		BB 2B			G3	WP E BB		4-3		3	1	1	0	1	0	0			
Jim Davenport, R OBP: 0.285, SLG: 0.331 (1, 5)		F2			F3	S 1B BB		F9		3	1	0	0	1	0	1			
Jose Pagan, R OBP: 0.274, SLG: 0.283 (1, 6)		BB IBB			F7	S 1B				3	0	2	1	1	0	0			
Jack Sanford, R OBP: 0.253, SLG: 0.195 (1, 1)					4-3	F4		F9		3	0	0	0	1	0	2			
Inning Stats	R: 0 E: 0 K: 0 S: 3	H: 1 LOB: 1 BB: 1 P: 7	R: 0 E: 0 K: 0 S: 4	H: 1 LOB: 3 BB: 2 P: 12	R: 0 E: 0 K: 0 S: 4	H: 1 LOB: 1 BB: 0 P: 4	R: 0 E: 0 K: 0 S: 3	H: 0 LOB: 0 BB: 0 P: 3	R: 6 E: 0 K: 0 S: 8	H: 5 LOB: 1 BB: 2 P: 16	R: 2 E: 0 K: 0 S: 5	H: 2 LOB: 0 BB: 0 P: 5	R: 0 E: 0 K: 0 S: 4	H: 1 LOB: 1 BB: 0 P: 4	R: 0 E: 0 K: 0 S: 3	H: 0 LOB: 0 BB: 0 P: 3	1B: 8 2B: 1 3B: 0 HR: 2	SF: 0 SAC: 0 DP: 1 HBP: 0	WP: 3 PA: 39 PB: 0 SB: 0 CS: 0
PITCHER Dick Drott, R ERA: 4.26 (1, 1)	IP: 4.2 WLS: L BF: 25 H: 7 R: 6 ER: 6 SO: 0 BB: 4 IBB: 1 HBP: 0 BLK: 0 WP: 1 HR: 1 S: 20 P: 40 ERA: 11.57 WHIP: 2.357															PITCHER Don McMahon, R ERA: 4.04 (5, 1)	IP: 3.1 WLS: L BF: 14 H: 4 R: 2 ER: 2 SO: 0 BB: 0 IBB: 0 HBP: 0 BLK: 0 WP: 0 HR: 1 S: 14 P: 14 ERA: 5.40 WHIP: 1.200		

Houston Colt 45's @ San Francisco Giants
Candlestick Park, San Francisco, CA
Wed Sep 04 1963, 6:33 AM EDT
Att: 4,559 - Cloudy - 66 F

AB	34
R	8
H	11
RBI	6
BB	5
SO	0
LOB	9



Batter	1	2	3	4	5	6	7	8	9	10	AB	R	H	RBI	BB	SO	LOB	TOP	
Carl Warwick, R OBP: 0.317, SLG: 0.334 (1, 9)	F8		K			BB 4-3 1B	6-3		F2		5	0	1	0	0	1	3		
Pete Runnels, L OBP: 0.319, SLG: 0.284 (1, 4)	FC6-4 BB			F7		4-3		F8		4-3	4	0	0	0	1	0	1		
Jimmy Wynn, R OBP: 0.321, SLG: 0.357 (1, 7)	FC6-4		K			BB		F7		E 1B BB	3	1	0	0	2	1	1		
Rusty Staub, L OBP: 0.309, SLG: 0.297 (1, 3)	4-3									E4 1B HR	2	1	0	0	3	0	2		
John Bateman, R OBP: 0.241, SLG: 0.337 (1, 2)		K		K		K		K		F8	5	0	0	0	0	4	7		
Howie Goss, R OBP: 0.257, SLG: 0.329 (1, 8)		K2-3						K		HR	5	1	1	1	0	3	0		
Bob Aspromonte, R OBP: 0.259, SLG: 0.287 (1, 5)		6-3						K	2B 1B	HR	5	2	3	3	0	1	0		
Bob Lillis, R OBP: 0.228, SLG: 0.239 (1, 6)			F3						SH3-4 1B	4-3	5	0	2	1	0	1	0		
Don Nottebart, R OBP: 0.155, SLG: 0.140 (1, 1)			K			6-3		K	SH3-4 1-2		3	0	0	0	0	2	2		
Inning Stats	R: 0 E: 0 K: 0 S: 3	H: 0 LOB: 1 BB: 7	R: 0 E: 0 K: 2 S: 7	H: 0 LOB: 0 BB: 0 P: 7	R: 0 E: 0 K: 2 S: 7	H: 0 LOB: 1 BB: 1 P: 11	R: 0 E: 0 K: 2 S: 7	H: 1 LOB: 3 BB: 2 P: 14	R: 0 E: 0 K: 1 S: 5	H: 2 LOB: 2 BB: 0 P: 9	R: 0 E: 0 K: 1 S: 5	H: 0 LOB: 1 BB: 1 P: 9	R: 1 E: 0 K: 1 S: 7	H: 2 LOB: 1 BB: 0 P: 7	R: 4 E: 1 K: 0 S: 6	H: 2 LOB: 0 BB: 1 P: 10	1B: 4 2B: 2 3B: 0 HR: 1	SF: 0 SAC: 1 DP: 0 HBP: 0	WP: 0 PA: 44 PB: 0 SB: 0 CS: 0
PITCHER	IP 9.2	WLS L	BF 42	H 6	R 4	ER 1	SO 13	BB 6	IBB 0	HBP 0	BLK 0	WP 0	HR 0	S 62	P 86	ERA 0.93	WHIP 1.241		
Bobby Bolin, R ERA: 3.04 (1, 1)	0.1	2	1	1	0	0	0	0	0	0	0	0	0	1	2	2	0.00	3.000	
Don Larsen, R ERA: 2.77 (10, 1)																			

Houston Colt 45's @ San Francisco Giants
Candlestick Park, San Francisco, CA
Thu Sep 05 1963, 6:33 AM EDT
Att. 5,107 - Cloudy - 69 F

AB	37
R	5
H	7
RBI	5
BB	6
SO	13
LOB	16



Batter	1	2	3	4	5	6	7	8	9	10	AB	R	H	RBI	BB	SO	LOB	BOTTOM	
Harvey Kuenn, R OBP: 0.357, SLG: 0.389 (1, 9)	6-3			4-3		F6			4-0 BB		3	0	0	0	1	0	0		
Chuck Hiller, L OBP: 0.264, SLG: 0.299 (1, 4)	G3			F9			F7		F7		4	0	0	0	0	0	2		
Orlando Cepeda, R OBP: 0.359, SLG: 0.534 (1, 3)	F7			5-3			F7		K		4	0	0	0	0	1	2		
Wille McCovey, L OBP: 0.349, SLG: 0.553 (1, 7)		F3				F9		K		HR	4	1	1	1	0	1	0		
Felipe Alou, R OBP: 0.327, SLG: 0.476 (1, 8)		F7						F3		6-3	4	0	1	0	0	0	0		
Tom Haller, L OBP: 0.346, SLG: 0.464 (1, 2)		F9							G6-4-3 1B	K	4	1	2	1	0	1	0		
Jim Davenport, R OBP: 0.282, SLG: 0.328 (1, 5)			F3			F8		G6-4-3 1-2		F8	4	0	0	0	0	0	1		
Jose Pagan, R OBP: 0.275, SLG: 0.283 (1, 6)			K			K			BB 1B		3	0	1	0	0	2	0		
Bobby Bolin, R OBP: 0.212, SLG: 0.103 (1, 1)											3	0	0	0	0	1	1		
Don Larsen, R OBP: 0.182, SLG: 0.182 (10, 1)			3-1			F2			K		0	0	0	0	0	0	0		
Inning Stats	R: 0 E: 0 K: 0 S: 3	H: 0 LOB: 0 BB: 3	R: 0 E: 0 K: 0 S: 3	H: 0 LOB: 0 BB: 0 P: 3	R: 0 E: 0 K: 0 S: 3	H: 0 LOB: 0 BB: 0 P: 3	R: 1 E: 0 K: 0 S: 4	H: 2 LOB: 0 BB: 0 P: 4	R: 0 E: 0 K: 1 S: 5	H: 0 LOB: 0 BB: 0 P: 5	R: 0 E: 0 K: 0 S: 3	H: 1 LOB: 0 BB: 0 P: 3	R: 0 E: 0 K: 2 S: 8	H: 1 LOB: 2 BB: 1 P: 12	R: 1 E: 0 K: 1 S: 6	H: 1 LOB: 0 BB: 0 P: 6	1B: 3 2B: 0 3B: 0 HR: 2	SF: 0 SAC: 0 DP: 1 HBP: 0	WP: 0 PA: 34 PB: 0 SB: 0 CS: 0
PITCHER	IP 10.0	WLS W	BF 34	H 5	R 2	ER 2	SO 6	BB 1	IBB 0	HBP 0	BLK 0	WP 0	HR 2	S 45	P 49	ERA 1.80	WHIP 0.600		
Don Nottebart, R ERA: 3.15 (1, 1)																			

Houston Colt 45's @ San Francisco Giants
Candlestick Park, San Francisco, CA
Thu Sep 05 1963, 6:33 AM EDT
Att. 5,107 - Cloudy - 69 F

AB	33
R	2
H	5
RBI	2
BB	1
SO	6
LOB	6



Batter	1	2	3	4	5	6	7	8	9	AB	R	H	RBI	BB	SO	LOB	TOP								
Jim Gilliam, S (1,4) OBP: 0.363, SLG: 0.404	1-2 SH3-4 1B		1-1 4-3 SH2-4 2B	1-0 L4			1-2 HR		4-2 SH1-4 1B	4	4	3	1	1	0	2	Los Angeles Dodgers @ San Francisco Giants Candlestick Park, San Francisco, CA Fri Sep 06 1963, 10:05 PM EDT Att: 38,161 - Unknown								
Willie Davis, L (1,8) OBP: 0.294, SLG: 0.356	0-0 SH3-4		0-1 SH2-4		2-3 K		1-1 F6		1-1 SH1-4	2	0	0	0	0	1	0									
Tommy Davis, R (1,7) OBP: 0.357, SLG: 0.449	3-1 6-3 2H		2-0 4-3		3-3 K		4-0 BB		3-2 FC3-6 1B	4	0	2	2	1	1	1									
Bill Skowron, R (1,3) OBP: 0.269, SLG: 0.325	3-2 6-3		0-0 2-2		1-0 6-3		1-2 F9		1-0 FC3-6	4	0	1	1	0	0	2									
Ron Fairly, L (7,3) OBP: 0.345, SLG: 0.393	1-2 6-3		3-H 2-2						1-2 FC3-6	1	0	0	0	0	0	1									
Ken McMullen, R (1,5) OBP: 0.269, SLG: 0.323	2-1 6-3					1-0 F2		4-1 SH1-4 BB		3	0	0	0	1	0	2									
Wally Moon, L (9,PH) OBP: 0.348, SLG: 0.391										0	0	0	0	1	0	0									
Ron Perranoski, L (9,1) OBP: 0.182, SLG: 0.100										0	0	0	0	0	0	0									
Frank Howard, R (1,9) OBP: 0.324, SLG: 0.509		2-2 F3		4-2 FC4-6 BB		1-1 HR		0-0 SH1-4	2-3 K	2	1	1	1	1	0	0									
Lee Walls, R (8,9) OBP: 0.266, SLG: 0.311								1-2 HR		1	0	0	0	0	1	2									
John Roseboro, L (1,2) OBP: 0.302, SLG: 0.357		1-2 6-3		1-0 FC4-6 1B		0-0 F5		4-0 FC6-4 IBB		3	0	0	0	1	0	1									
Dick Tracewski, R (1,6) OBP: 0.296, SLG: 0.265		4-1 BB		1-1 1-2		1-1 1-3		2-1 F3		3	0	1	0	1	0	2									
Sandy Koufax, R (1,1) OBP: 0.107, SLG: 0.083		0-0 4-3		3-2 F3				0-1 F9	0-2 FC6-4	4	0	0	0	0	0	5									
Maury Wills, S (9,5) OBP: 0.353, SLG: 0.345								1-2 FC6-4		0	0	0	0	0	0	0									
Inning Stats	R: 1 E: 0 K: 0 S: 13	H: 2 LOB: 1 BB: 0 P: 22	R: 0 E: 0 K: 0 S: 8	H: 0 LOB: 1 BB: 1 P: 15	R: 1 E: 0 K: 0 S: 10	H: 2 LOB: 1 BB: 0 P: 15	R: 0 E: 0 K: 2 S: 9	H: 1 LOB: 2 BB: 1 P: 19	R: 0 E: 0 K: 0 S: 7	H: 0 LOB: 0 BB: 0 P: 13	R: 1 E: 0 K: 0 S: 6	H: 1 LOB: 0 BB: 0 P: 9	R: 1 E: 0 K: 0 S: 12	H: 1 LOB: 1 BB: 1 P: 18	R: 0 E: 0 K: 0 S: 7	H: 0 LOB: 2 BB: 2 P: 17	R: 1 E: 1 K: 1 S: 12	H: 1 LOB: 2 BB: 2 P: 27	1B: 5 2B: 1 3B: 0 HR: 2	SF: 0 SAC: 4 DP: 0 HBP: 0	WP: 0 PB: 0 SB: 0 CS: 0	PA: 42			
PITCHER	IP WLS BF H R ER SO BB IBB HBP BLK WP HR S P ERA WHIP	7.0 L 31 7 4 4 2 3 0 0 0 0 2 65 111 5.14 1.429	2.0 S 11 1 1 1 1 2 2 0 0 0 0 19 44 4.50 1.500																						

AB	31
R	5
H	8
RBI	5
BB	7
SO	3
LOB	18



Batter	1	2	3	4	5	6	7	8	9	AB	R	H	RBI	BB	SO	LOB	BOTTOM								
Harvey Kuenn, R (1,5) OBP: 0.357, SLG: 0.389	2-3 K		0-0 1B		1-1 2H 1B		3-3 K		0-2 G6-3	5	0	2	1	0	2	2	Los Angeles Dodgers @ San Francisco Giants Candlestick Park, San Francisco, CA Fri Sep 06 1963, 10:05 PM EDT Att: 38,161 - Unknown								
Willie McCovey, L (1,7) OBP: 0.348, SLG: 0.551	1-1 G5-4-3 1B		1-2 4-3		0-0 F7		2-2 F7			4	0	1	0	0	0	2									
Orlando Cepeda, R (1,3) OBP: 0.356, SLG: 0.530	0-0 G5-4-3			2-3 K		0-1 6-3		1-0 F3		4	0	0	0	0	1	1									
Willie Mays, R (1,8) OBP: 0.375, SLG: 0.568		1-1 F8		3-2 L8		1-0 2B		2-1 HR		4	1	2	1	0	0	0									
Felipe Alou, R (1,9) OBP: 0.328, SLG: 0.479		0-1 1-3		4-1 BB		1-3 K		3-2 2B		3	0	1	0	1	1	1									
Jim Davenport, R (1,4) OBP: 0.284, SLG: 0.328		1-2 1B		1-3 K		1-3 K		4-0 BB		3	0	1	0	1	2	2									
Jose Pagan, R (1,6) OBP: 0.274, SLG: 0.285		1-2 F9			1-1 1B 2B		2-2 L8	1-2 F4		4	1	1	0	0	0	3									
Tom Haller, L (1,2) OBP: 0.345, SLG: 0.461			1-2 F2		0-1 F8		2-2 4-3		0-2 G6-3 1B	4	0	1	0	0	0	1									
Billy O'Dell, S (1,1) OBP: 0.233, SLG: 0.232			1-3 K		1-3 K		1-2 1B		1-3 K	2	0	0	0	0	2	1									
Cap Peterson, R (7,PH) OBP: 0.294, SLG: 0.380										1	0	1	0	0	0	0									
Don Larsen, R (8,1) OBP: 0.182, SLG: 0.182										0	0	0	0	0	0	0									
Ernie Bowman, R (9,PH) OBP: 0.183, SLG: 0.212										1	0	0	0	0	1	1									
Inning Stats	R: 0 E: 0 K: 1 S: 8	H: 1 LOB: 0 BB: 0 P: 11	R: 0 E: 0 K: 0 S: 10	H: 1 LOB: 1 BB: 0 P: 13	R: 0 E: 0 K: 2 S: 11	H: 0 LOB: 1 BB: 1 P: 21	R: 1 E: 0 K: 1 S: 10	H: 2 LOB: 1 BB: 0 P: 13	R: 0 E: 0 K: 2 S: 12	H: 1 LOB: 1 BB: 0 P: 15	R: 0 E: 0 K: 1 S: 14	H: 1 LOB: 0 BB: 0 P: 22	R: 1 E: 0 K: 0 S: 15	H: 2 LOB: 2 BB: 1 P: 28	R: 0 E: 0 K: 1 S: 9	H: 1 LOB: 0 BB: 0 P: 10	1B: 6 2B: 3 3B: 0 HR: 1	SF: 0 SAC: 0 DP: 2 HBP: 0	WP: 0 PB: 0 SB: 0 CS: 0	PA: 37					
PITCHER	IP WLS BF H R ER SO BB IBB HBP BLK WP HR S P ERA WHIP	8.0 W 34 9 2 2 8 2 0 0 0 0 9 10 0.00 1.000																							

AB	35
R	2
H	10
RBI	2
BB	2
SO	9
LOB	14



Batter	1	2	3	4	5	6	7	8	9	AB	R	H	RBI	BB	SO	LOB	TOP					
Maury Wills, S OBP: 0.354, SLG: 0.346	B5-3		F9							4	1	2	0	0	0	0	Los Angeles Dodgers @ San Francisco Giants Candlestick Park, San Francisco, CA Sat Sep 07 1963, 6:33 AM EDT Att: 36,879 - Unknown					
Jim Gilliam, S OBP: 0.382, SLG: 0.401	K		K							3	0	0	0	1	2	1						
Wally Moon, L OBP: 0.347, SLG: 0.389			K							4	0	1	0	0	1	3						
Tommy Davis, R OBP: 0.356, SLG: 0.448	G3									4	1	1	0	0	0	3						
Ron Fairly, L OBP: 0.349, SLG: 0.396										4	0	3	2	0	1	1						
Bill Skowron, R OBP: 0.284, SLG: 0.319										4	0	0	0	0	1	4						
John Roseboro, L OBP: 0.302, SLG: 0.364										4	1	1	1	0	0	1						
Willie Davis, L OBP: 0.266, SLG: 0.356										3	0	1	0	1	0	0						
Don Drysdale, R OBP: 0.227, SLG: 0.186										2	0	0	0	0	2	1						
Frank Howard, R OBP: 0.324, SLG: 0.508										1	0	0	0	0	0	2						
Johnny Podres, L OBP: 0.161, SLG: 0.241										0	0	0	0	0	0	0						
Ken McMullen, R OBP: 0.267, SLG: 0.321										1	0	0	0	0	1	0						
Inning Stats	R: 0 E: 0 K: 1 S: 11	H: 1 LOB: 1 BB: 0 P: 17	R: 1 E: 0 K: 1 S: 13	H: 3 LOB: 1 BB: 0 P: 18	R: 0 E: 0 K: 2 S: 7	H: 0 LOB: 0 BB: 0 P: 10	R: 0 E: 0 K: 2 S: 12	H: 1 LOB: 0 BB: 0 P: 16	R: 0 E: 0 K: 1 S: 8	H: 0 LOB: 0 BB: 0 P: 12	R: 0 E: 0 K: 0 S: 9	H: 1 LOB: 0 BB: 0 P: 14	R: 1 E: 1 K: 0 S: 13	H: 1 LOB: 2 BB: 1 P: 21	R: 1 E: 0 K: 0 S: 10	H: 2 LOB: 2 BB: 1 P: 17	R: 0 E: 0 K: 1 S: 10	H: 0 LOB: 0 BB: 0 P: 12	1B: 8 2B: 1 3B: 0 HR: 1	SF: 0 SAC: 0 DP: 2 HBP: 0	WP: 0 PB: 0 SB: 1 CS: 2	PA: 36
PITCHER Juan Marichal, R ERA: 2.47	IP: 9.0 WLS: W BF: 36 H: 9 R: 3 ER: 2 SO: 8 BB: 2 IBB: 0 HBP: 0 BLK: 0 WP: 0 HR: 1 S: 93 P: 137 ERA: 2.00 WHIP: 1.222															PITCHER						

Batter	1	2	3	4	5	6	7	8	9	AB	R	H	RBI	BB	SO	LOB	BOTTOM			
Harvey Kuenn, R OBP: 0.361, SLG: 0.392	K2-3		E2							3	0	2	0	1	1	0	Los Angeles Dodgers @ San Francisco Giants Candlestick Park, San Francisco, CA Sat Sep 07 1963, 6:33 AM EDT Att: 36,879 - Unknown			
Chuck Hillier, L OBP: 0.282, SLG: 0.297										3	0	0	0	0	0	3				
Jim Davenport, R OBP: 0.286, SLG: 0.329	6-3		4-3							1	0	1	1	0	0	0				
Willie McCovey, L OBP: 0.350, SLG: 0.556										4	2	2	1	0	1	3				
Ernie Bowman, R OBP: 0.183, SLG: 0.212			L7							0	0	0	0	0	0	0				
Willie Mays, R OBP: 0.374, SLG: 0.571										4	1	1	2	0	0	0				
Orlando Cepeda, R OBP: 0.355, SLG: 0.534	4-3									4	1	1	1	0	0	0				
Tom Haller, L OBP: 0.340, SLG: 0.454										4	0	0	0	0	1	0				
Felipe Alou, R OBP: 0.326, SLG: 0.476										3	0	0	0	0	2	0				
Jose Pagan, R OBP: 0.275, SLG: 0.288										3	1	1	0	0	1	0				
Juan Marichal, R OBP: 0.182, SLG: 0.177										3	0	1	0	0	1	1				
Inning Stats	R: 2 E: 0 K: 1 S: 10	H: 2 LOB: 0 BB: 0 P: 14	R: 0 E: 0 K: 2 S: 7	H: 0 LOB: 0 BB: 0 P: 7	R: 0 E: 1 K: 0 S: 8	H: 1 LOB: 1 BB: 0 P: 11	R: 1 E: 0 K: 0 S: 7	H: 1 LOB: 0 BB: 0 P: 11	R: 0 E: 0 K: 0 S: 7	H: 2 LOB: 1 BB: 0 P: 8	R: 1 E: 0 K: 0 S: 6	H: 1 LOB: 0 BB: 0 P: 10	R: 1 E: 0 K: 3 S: 12	H: 2 LOB: 2 BB: 1 P: 19	R: 0 E: 0 K: 1 S: 10	H: 0 LOB: 0 BB: 0 P: 13	1B: 5 2B: 1 3B: 0 HR: 3	SF: 0 SAC: 0 DP: 1 HBP: 0	WP: 0 PB: 0 SB: 0 CS: 0	PA: 33
PITCHER Don Drysdale, R ERA: 2.79	IP: 6.0 WLS: L BF: 24 H: 7 R: 4 ER: 4 SO: 4 BB: 0 IBB: 0 HBP: 0 BLK: 0 WP: 0 HR: 3 S: 45 P: 61 ERA: 6.00 WHIP: 1.167															PITCHER				
Johnny Podres, L ERA: 3.29	IP: 2.0 WLS: 9 BF: 9 H: 2 R: 1 ER: 1 SO: 4 BB: 0 IBB: 1 HBP: 0 BLK: 0 WP: 0 HR: 0 S: 22 P: 32 ERA: 4.50 WHIP: 1.000															PITCHER				



Batter	1	2	3	4	5	6	7	8	9	AB	R	H	RBI	BB	SO	LOB	TOP			
Maury Wills, S OBP: 0.353, SLG: 0.346	E4 1B		F7				B1-3			4	2	1	0	0	0	0	Los Angeles Dodgers @ San Francisco Giants Candlestick Park, San Francisco, CA Sun Sep 08 1963, 6:33 AM EDT Att: 38,569 - Unknown			
Jim Gilliam, S OBP: 0.381, SLG: 0.400	E6 1B		6-3					G3		4	1	1	1	0	0	1				
Wally Moon, L OBP: 0.349, SLG: 0.398	F6		L8					HR		3	1	1	1	1	0	2				
Tommy Davis, R OBP: 0.357, SLG: 0.450	1B			K2-3	K			4-3	2B	4	0	2	1	0	2	2				
Ron Fairly, L OBP: 0.350, SLG: 0.399	1B					F9		4-3	2B	4	0	2	1	0	0	1				
Bill Skowron, R OBP: 0.259, SLG: 0.313	G4-3			F5		6-3		K		4	0	0	0	0	1	4				
John Roseboro, L OBP: 0.299, SLG: 0.360		4-3		4-3		F4			G3	4	0	0	0	0	0	1				
Willie Davis, L OBP: 0.264, SLG: 0.353		6-3			L9		F9		F5	4	0	0	0	0	0	0				
Bob Miller, R OBP: 0.091, SLG: 0.075							L7		6-3	2	0	0	0	0	2	0				
Ron Perranoski, L OBP: 0.174, SLG: 0.095	K									1	0	0	0	0	0	0				
Larry Sherry, R OBP: 0.161, SLG: 0.241										0	0	0	0	0	0	0				
Frank Howard, R OBP: 0.323, SLG: 0.507										1	0	0	0	0	0	0				
Inning Stats	R: 2 E: 2 K: 0 S: 16	H: 2 LOB: 1 BB: 0 P: 27	R: 0 E: 0 K: 1 S: 5	H: 0 LOB: 0 BB: 0 P: 9	R: 0 E: 0 K: 1 S: 6	H: 1 LOB: 1 BB: 0 P: 10	R: 0 E: 0 K: 1 S: 11	H: 2 LOB: 2 BB: 1 P: 19	R: 1 E: 0 K: 2 S: 12	H: 0 LOB: 0 BB: 0 P: 4	R: 0 E: 0 K: 0 S: 4	H: 0 LOB: 0 BB: 0 P: 8	R: 1 E: 0 K: 1 S: 13	H: 2 LOB: 1 BB: 0 P: 20	R: 0 E: 0 K: 0 S: 5	H: 0 LOB: 0 BB: 0 P: 8	1B: 4 2B: 2 3B: 0 HR: 1	SF: 0 SAC: 0 DP: 1 HBP: 0	WP: 0 PB: 0 SB: 1 CS: 0	PA: 36
PITCHER	IP WLS BF H R ER SO BB IBB HBP BLK WP HR S P ERA WHIP																			
Jack Sanford, R ERA: 3.54	(1, 1) 5.0 22 5 3 1 4 0 1 0 0 0 0 0 50 86 1.80 1.000																			
Billy Pierce, L ERA: 4.31	(6, 1) 1.0 3 0 0 0 0 0 0 0 0 0 0 0 4 4 0.00 0.000																			
Don Larsen, R ERA: 2.84	(7, 1) 3.0 W 11 2 1 1 1 0 0 0 0 0 0 1 24 36 3.00 0.667																			

Batter	1	2	3	4	5	6	7	8	9	AB	R	H	RBI	BB	SO	LOB	BOTTOM			
Felipe Alou, R OBP: 0.328, SLG: 0.477	F2		FC6-4 BB		1B 4-3	2B	4-3		SH3-4	3	1	1	0	1	0	1	Los Angeles Dodgers @ San Francisco Giants Candlestick Park, San Francisco, CA Sun Sep 08 1963, 6:33 AM EDT Att: 38,569 - Unknown			
Chuck Hillier, L OBP: 0.281, SLG: 0.296							F5			4	0	1	1	0	1	2				
Cap Peterson, R OBP: 0.308, SLG: 0.380	K		FC6-4		4-3					0	0	0	0	1	0	0				
Ernie Bowman, R OBP: 0.183, SLG: 0.212					1B					0	0	0	0	0	0	0				
Willie McCovey, L OBP: 0.348, SLG: 0.553	4-3			3-1	4-3		HR 1B		K	5	1	1	1	0	1	4				
Willie Mays, R OBP: 0.376, SLG: 0.573		1B 2B		K		IBB	HR 1B		F7	4	1	2	0	1	1	2				
Orlando Cepeda, R OBP: 0.358, SLG: 0.542		G1-6-3 1B		1B FC5	1B		HR			4	1	3	3	0	0	2				
Tom Haller, L OBP: 0.342, SLG: 0.452		G1-6-3		1B BB		4-3		FC5-4 1B		3	0	1	0	1	0	3				
Jim Davenport, R OBP: 0.288, SLG: 0.331			F3				SH3-4 1B		FC5-4	4	0	2	0	0	0	1				
Jose Pagan, R OBP: 0.275, SLG: 0.288			SH1-4		FC5		SH3-4		F8	3	0	1	0	0	0	4				
Jack Sanford, R ERA: 3.54	(1, 1) 5.0 22 5 3 1 4 0 1 0 0 0 0 0 50 86 1.80 1.000																			
Norm Lanier, L ERA: 1.99	(5, PH) 2.1 L 13 5 3 3 0 0 1 0 0 0 0 1 24 34 11.57 2.143																			
Billy Pierce, L ERA: 4.31	(6, PH) 1.0 3 0 0 0 0 0 0 0 0 0 0 0 4 4 0.00 0.000																			
Larry Sherry, R ERA: 3.42	(7, 1) 3.0 W 11 2 1 1 1 0 0 0 0 0 0 1 24 36 3.00 0.667																			
Johnny Podres, L ERA: 3.28	(8, 1) 0.2 3 0 0 0 0 1 1 0 0 0 0 0 7 14 0.00 1.500																			
Inning Stats	R: 0 E: 0 K: 1 S: 9	H: 0 LOB: 0 BB: 0 P: 13	R: 0 E: 0 K: 0 S: 6	H: 2 LOB: 0 BB: 0 P: 10	R: 0 E: 0 K: 0 S: 7	H: 1 LOB: 2 BB: 1 P: 14	R: 0 E: 0 K: 1 S: 8	H: 2 LOB: 3 BB: 1 P: 15	R: 2 E: 0 K: 0 S: 8	H: 3 LOB: 2 BB: 1 P: 15	R: 0 E: 0 K: 0 S: 11	H: 1 LOB: 1 BB: 0 P: 16	R: 3 E: 0 K: 0 S: 14	H: 4 LOB: 1 BB: 0 P: 17	R: 0 E: 0 K: 1 S: 9	H: 0 LOB: 2 BB: 2 P: 21	1B: 10 2B: 2 3B: 0 HR: 1	SF: 0 SAC: 3 DP: 1 HBP: 0	WP: 1 PB: 0 SB: 0 CS: 0	PA: 40
PITCHER	IP WLS BF H R ER SO BB IBB HBP BLK WP HR S P ERA WHIP																			
Bob Miller, R ERA: 3.11	(1, 1) 4.0 20 8 2 2 2 2 0 0 0 0 0 1 24 34 11.57 2.143																			
Ron Perranoski, L ERA: 1.99	(5, PH) 2.1 L 13 5 3 3 0 0 1 0 0 0 0 0 24 34 11.57 2.143																			
Larry Sherry, R ERA: 3.42	(7, 1) 3.0 W 11 2 1 1 1 0 0 0 0 0 0 1 24 36 3.00 0.667																			
Johnny Podres, L ERA: 3.28	(8, 1) 0.2 3 0 0 0 0 1 1 0 0 0 0 0 7 14 0.00 1.500																			

Batter	1	2	3	4	5	6	7	8	9	AB	R	H	RBI	BB	SO	LOB	TOP	
Felipe Alou, R OBP: 0.325, SLG: 0.474 (1, 9)										4	0	0	0	0	1	0		
Chuck Hiller, L OBP: 0.281, SLG: 0.296 (1, 4)										4	0	1	0	0	0	0		
Willie McCovey, L OBP: 0.351, SLG: 0.560 (1, 7)										4	1	3	1	0	0	0		
Willie Mays, R OBP: 0.373, SLG: 0.568 (1, 8)										4	0	0	0	0	0	3		
Orlando Cepeda, R OBP: 0.357, SLG: 0.545 (1, 3)										4	1	1	1	0	1	2		
Tom Haller, L OBP: 0.341, SLG: 0.449 (1, 2)										4	0	1	0	0	0	0		
Jim Davenport, R OBP: 0.286, SLG: 0.328 (1, 5)										3	0	0	0	0	1	1		
Jose Pagan, R OBP: 0.274, SLG: 0.287 (8, PH)										2	0	0	0	0	0	1		
Jesus Alou, R (8, PH)										1	0	0	0	0	0	0		
Ron Herbel, R (8, 1)										0	0	0	0	0	0	0		
Billy O'Dell, S OBP: 0.233, SLG: 0.232 (2, 1)										0	0	0	0	0	0	0		
Gaylord Perry, R OBP: 0.227, SLG: 0.276 (5, PH)										1	0	0	0	0	0	1		
Norm Lanier, R OBP: 0.220, SLG: 0.225 (5, 1)										0	0	0	0	0	0	0		
Jack Fisher, R OBP: 0.186, SLG: 0.172 (5, 1)										0	0	0	0	0	0	0		
Bob Garibaldi, L OBP: 0.170, SLG: 0.157 (5, PH)										1	0	0	0	0	1	0		
Matty Alou, L OBP: 0.183, SLG: 0.212 (8, 6)										0	0	0	0	0	0	0		
Inning Stats	R: 0 E: 0 K: 0 S: 3	H: 0 LOB: 0 BB: 0 P: 3	R: 0 E: 0 K: 0 S: 3	H: 0 LOB: 0 BB: 0 P: 3	R: 0 E: 0 K: 0 S: 3	H: 2 LOB: 2 BB: 0 P: 5	R: 0 E: 0 K: 1 S: 6	H: 1 LOB: 1 BB: 0 P: 6	R: 0 E: 0 K: 1 S: 5	H: 0 LOB: 0 BB: 0 P: 5	R: 0 E: 0 K: 1 S: 5	H: 0 LOB: 0 BB: 0 P: 5	R: 2 E: 0 K: 0 S: 5	H: 2 LOB: 2 BB: 0 P: 5	1B: 4 2B: 0 3B: 0 HR: 2	SF: 0 SAC: 0 DP: 0 HBP: 0	WP: 0 PB: 0 SB: 0 CS: 0	PA: 33
PITCHER Carl Willey, R ERA: 2.93 (1, 1)	IP: 9.0 WLS: W BF: 33 H: 6 R: 2 ER: 2 SO: 4 BB: 0 IBB: 0 HBP: 0 BLK: 0 WP: 0 HR: 2 S: 41 P: 41 ERA: 2.00 WHIP: 0.667																	

San Francisco Giants @ New York Mets
Polo Grounds, New York, NY
Tue Sep 10 1963, 7:05 PM EDT
Att: 14,945 - Unknown

AB 33
R 2
H 6
RBI 2
BB 0
SO 4
LOB 8



Batter	1	2	3	4	5	6	7	8	9	AB	R	H	RBI	BB	SO	LOB	BOTTOM	
Joe Christopher, R OBP: 0.314, SLG: 0.317 (1, 9)										3	0	1	0	0	0	0		
Pumpsie Green, S OBP: 0.538, SLG: 0.421 (1, 5)										3	2	2	0	2	1	1		
Ron Hunt, R OBP: 0.332, SLG: 0.381 (1, 4)										3	1	2	1	1	0	1		
Jim Hickman, R OBP: 0.295, SLG: 0.405 (1, 7)										5	1	2	2	0	0	6		
Tim Harkness, L OBP: 0.295, SLG: 0.339 (1, 3)										4	0	2	1	0	0	3		
Dick Smith, R OBP: 0.333, SLG: 0.217 (1, 8)										3	0	2	0	1	0	0		
Chris Cannizzaro, R OBP: 0.350, SLG: 0.368 (1, 2)										2	0	0	0	0	2	3		
Duke Carmel, L OBP: 0.333, SLG: 0.380 (5, PH)										0	0	0	0	1	0	0		
Cheo-Chico Coleman, L OBP: 0.270, SLG: 0.205 (6, 2)										1	0	0	0	0	0	1		
Al Moran, R OBP: 0.265, SLG: 0.225 (1, 6)										4	0	0	0	0	0	7		
Carl Willey, R OBP: 0.137, SLG: 0.163 (1, 1)										3	0	0	0	1	3	0		
Inning Stats	R: 2 E: 0 K: 1 S: 8	H: 4 LOB: 3 BB: 1 P: 13	R: 0 E: 0 K: 1 S: 6	H: 1 LOB: 3 BB: 2 P: 14	R: 0 E: 0 K: 1 S: 5	H: 0 LOB: 0 BB: 1 P: 9	R: 1 E: 1 K: 0 S: 4	H: 3 LOB: 1 BB: 1 P: 8	R: 0 E: 0 K: 1 S: 6	H: 1 LOB: 2 BB: 0 P: 7	R: 0 E: 0 K: 0 S: 4	H: 1 LOB: 1 BB: 0 P: 4	R: 1 E: 0 K: 1 S: 6	H: 1 LOB: 1 BB: 1 P: 10	1B: 8 2B: 2 3B: 0 HR: 1	SF: 0 SAC: 1 DP: 1 HBP: 2	WP: 1 PB: 0 SB: 1 CS: 2	PA: 41
PITCHER Billy O'Dell, L ERA: 3.06 (1, 1)	IP: 1.1 WLS: L BF: 11 H: 0 R: 0 ER: 2 SO: 2 BB: 2 IBB: 0 HBP: 0 BLK: 0 WP: 0 HR: 0 S: 12 P: 21 ERA: 13.50 WHIP: 4.500																	
Gaylord Perry, R ERA: 4.37 (2, 1)	IP: 2.2 WLS: L BF: 10 H: 0 R: 0 ER: 0 SO: 2 BB: 2 IBB: 0 HBP: 0 BLK: 0 WP: 0 HR: 0 S: 12 P: 20 ERA: 0.00 WHIP: 0.750																	
Jack Fisher, R ERA: 4.58 (5, 1)	IP: 0.0 WLS: L BF: 2 H: 2 R: 1 ER: 1 SO: 0 BB: 0 IBB: 0 HBP: 0 BLK: 0 WP: 0 HR: 1 S: 2 P: 2 ERA: ∞ WHIP: ∞																	
Bob Garibaldi, R ERA: 4.58 (5, 1)	IP: 3.0 WLS: L BF: 12 H: 3 R: 0 ER: 0 SO: 1 BB: 0 IBB: 1 HBP: 1 BLK: 0 WP: 0 HR: 0 S: 12 P: 17 ERA: 0.00 WHIP: 1.000																	
Ron Herbel, R ERA: 9.0 (8, 1)	IP: 1.0 WLS: L BF: 5 H: 1 R: 1 ER: 1 SO: 1 BB: 1 IBB: 0 HBP: 0 BLK: 0 WP: 1 HR: 0 S: 6 P: 10 ERA: 9.00 WHIP: 2.000																	

San Francisco Giants @ New York Mets
Polo Grounds, New York, NY
Tue Sep 10 1963, 7:05 PM EDT
Att: 14,945 - Unknown

AB 31
R 4
H 11
RBI 4
BB 6
SO 6
LOB 22



Batter	1	2	3	4	5	6	7	8	9	AB	R	H	RBI	BB	SO	LOB	TOP			
Jose Pagan, R OBP: 0.272, SLG: 0.284 (1, 6)										4	0	0	0	0	1	1	San Francisco Giants @ New York Mets Polo Grounds, New York, NY Web Sep 11, 1963, 3:33 AM EDT Att: 7,178 - Unknown			
Jesus Alou, R OBP: 0.200, SLG: 0.200 (1, 9)										4	0	1	0	0	0	2				
Orlando Cepeda, R OBP: 0.358, SLG: 0.553 (1, 3)										4	1	2	1	0	0	1				
Willie Mays, R OBP: 0.374, SLG: 0.567 (1, 8)										3	1	1	0	1	0	1				
Felipe Alou, R OBP: 0.325, SLG: 0.474 (1, 7)										4	0	1	0	0	0	1				
Jim Davenport, R OBP: 0.288, SLG: 0.329 (1, 5)										3	0	1	0	1	0	1				
Tom Haller, L OBP: 0.336, SLG: 0.444 Harvey Kuenn, R OBP: 0.360, SLG: 0.389 (9, PH)										3	0	0	0	0	1	4				
Ernie Bowman, R OBP: 0.185, SLG: 0.213 (1, 4)										4	0	1	0	0	0	2				
Jack Sanford, R OBP: 0.250, SLG: 0.193 Billy Pierce, L OBP: 0.190, SLG: 0.129 Matty Alou, R OBP: 0.170, SLG: 0.155 Billy O'Dell, L OBP: 0.220, SLG: 0.220 Cap Peterson, R OBP: 0.300, SLG: 0.370 Frank Linzy, R OBP: 0.270, SLG: 0.370 (7, 1)										1	0	0	0	0	0	2				
Inning Stats	R: 0 E: 0 K: 0 S: 4	H: 1 LOB: 1 BB: 0 P: 4	R: 0 E: 0 K: 0 S: 4	H: 1 LOB: 2 BB: 1 P: 8	R: 0 E: 0 K: 1 S: 5	H: 1 LOB: 0 BB: 0 P: 5	R: 0 E: 0 K: 0 S: 4	H: 1 LOB: 1 BB: 0 P: 4	R: 1 E: 1 K: 1 S: 7	H: 1 LOB: 1 BB: 0 P: 7	R: 0 E: 0 K: 0 S: 5	H: 0 LOB: 0 BB: 0 P: 5	R: 1 E: 0 K: 0 S: 3	H: 1 LOB: 0 BB: 1 P: 7	R: 0 E: 0 K: 0 S: 3	H: 0 LOB: 0 BB: 0 P: 3		1B: 4 2B: 2 3B: 0 HR: 1	SF: 0 SAC: 0 DP: 3 HBP: 0	WP: 0 PB: 0 SB: 0 CS: 0
PITCHER	IP: 9.0 WLS: W BF: 35 H: 7 R: 2 ER: 1 SO: 3 BB: 2 IBB: 0 HBP: 0 BLK: 0 WP: 0 HR: 1 S: 39 P: 47 ERA: 4.17															PITCHER	IP: 9.0 WLS: W BF: 35 H: 7 R: 2 ER: 1 SO: 3 BB: 2 IBB: 0 HBP: 0 BLK: 0 WP: 0 HR: 1 S: 39 P: 47 ERA: 4.17			

Batter	1	2	3	4	5	6	7	8	9	AB	R	H	RBI	BB	SO	LOB	BOTTOM	
Ed Kranepool, L OBP: 0.262, SLG: 0.299 Jim Hickman, R OBP: 0.294, SLG: 0.403 (5, PH)										3	1	1	0	0	1	3	San Francisco Giants @ New York Mets Polo Grounds, New York, NY Web Sep 11, 1963, 3:33 AM EDT Att: 7,178 - Unknown	
Ron Hunt, R OBP: 0.334, SLG: 0.385 (1, 4)										5	2	3	0	0	1	2		
Duke Snider, L OBP: 0.354, SLG: 0.420 Joe Christopher, R OBP: 0.308, SLG: 0.310 (4, PH)										1	0	1	1	1	0	0		
Tim Harkness, L OBP: 0.299, SLG: 0.343 (1, 3)										5	0	3	2	0	1	2		
Duke Carmel, L OBP: 0.341, SLG: 0.379 (1, 8)										3	0	1	0	2	1	3		
Pumpsie Green, S OBP: 0.500, SLG: 0.364 Chico Fernandez, R OBP: 0.244, SLG: 0.232 (6, FR)										3	0	0	1	1	2	4		
Ted Schreiber, R OBP: 0.260, SLG: 0.178 (9, 5)										0	0	0	0	0	0	0		
Choo-Choo Coleman, L OBP: 0.299, SLG: 0.201 Jesse Gonder, L OBP: 0.335, SLG: 0.471 Norm Sherry, R OBP: 0.212, SLG: 0.195 (9, 2)										4	0	0	0	0	0	4		
Al Moran, R OBP: 0.274, SLG: 0.230 (1, 6)										2	1	2	0	2	0	0		
Al Jackson, L OBP: 0.200, SLG: 0.206 (1, 1)										4	0	2	0	0	1	2		
Inning Stats	R: 2 E: 0 K: 1 S: 8	H: 3 LOB: 2 BB: 1 P: 12	R: 2 E: 0 K: 1 S: 8	H: 3 LOB: 1 BB: 1 P: 12	R: 0 E: 0 K: 2 S: 9	H: 2 LOB: 2 BB: 0 P: 9	R: 0 E: 0 K: 1 S: 7	H: 2 LOB: 2 BB: 0 P: 7	R: 0 E: 0 K: 0 S: 4	H: 1 LOB: 2 BB: 1 P: 8	R: 0 E: 0 K: 1 S: 6	H: 1 LOB: 2 BB: 1 P: 10	R: 0 E: 0 K: 1 S: 5	H: 0 LOB: 1 BB: 1 P: 9	1B: 12 2B: 1 3B: 0 HR: 0	SF: 0 SAC: 0 DP: 0 HBP: 0	WP: 1 PB: 1 SB: 0 CS: 0	PA: 43
PITCHER	IP: 1.2 WLS: L BF: 13 H: 4 R: 0 ER: 0 SO: 4 BB: 0 IBB: 0 HBP: 0 BLK: 0 WP: 0 HR: 0 S: 13 P: 21 ERA: 21.60															PITCHER	IP: 1.2 WLS: L BF: 13 H: 4 R: 0 ER: 0 SO: 4 BB: 0 IBB: 0 HBP: 0 BLK: 0 WP: 0 HR: 0 S: 13 P: 21 ERA: 21.60	
Jack Sanford, R ERA: 3.66 Billy Pierce, L ERA: 4.21 Billy O'Dell, L ERA: 3.03 Frank Linzy, R ERA: 5.52	IP: 2.1 WLS: L BF: 11 H: 4 R: 0 ER: 0 SO: 2 BB: 0 IBB: 0 HBP: 0 BLK: 0 WP: 0 HR: 0 S: 19 P: 19 ERA: 0.00															IP: 2.0 WLS: L BF: 10 H: 2 R: 0 ER: 0 SO: 2 BB: 0 IBB: 0 HBP: 0 BLK: 0 WP: 0 HR: 0 S: 12 P: 20 ERA: 0.00		

AB 33
R 2
H 7
RBI 1
BB 2
SO 3
LOB 16

AB 37
R 4
H 13
RBI 4
BB 6
SO 9
LOB 27

Batter	1	2	3	4	5	6	7	8	9	AB R H RBI BB SO LOB	TOP										
Felipe Alou, R OBP: 0.325, SLG: 0.481 (1, 9)										5 1 2 1 0 0 0	San Francisco Giants @ New York Mets Polo Grounds, New York, NY Thu Sep 12 1963, 7:05 PM EDT Att: 27,839 - Unknown										
Chuck Hiller, L OBP: 0.255, SLG: 0.292 (1, 4)										5 0 0 0 0 1 2											
Willie McCovey, L OBP: 0.349, SLG: 0.556 Jesus Alou, R OBP: 0.167, SLG: 0.167 (1, 7) (7, 7)										4 0 0 0 0 1 1 1 0 0 0 0 0 1											
Willie Mays, R OBP: 0.373, SLG: 0.563 (1, 8)										5 0 1 0 0 0 1											
Orlando Cepeda, R OBP: 0.359, SLG: 0.554 (1, 3)										4 3 2 0 0 0 0											
Ed Bailey, L OBP: 0.363, SLG: 0.479 (1, 2)										3 1 1 2 1 2 2											
Jim Davenport, R OBP: 0.292, SLG: 0.331 (1, 5)										3 0 2 2 1 1 0											
Jose Pagan, R OBP: 0.274, SLG: 0.284 (1, 6)										3 0 1 0 1 1 3											
Juan Marichal, R OBP: 0.184, SLG: 0.210 (1, 1)										4 1 1 1 0 2 3											
Inning Stats	R: 1 E: 0 K: 1 S: 6	H: 1 LOB: 0 BB: 0 P: 6	R: 0 E: 0 K: 1 S: 4	H: 0 LOB: 2 BB: 12	R: 0 E: 0 K: 1 S: 6	H: 1 LOB: 1 BB: 0 P: 6	R: 1 E: 1 K: 1 S: 7	H: 1 LOB: 1 BB: 0 P: 7	R: 1 E: 0 K: 0 S: 4	H: 1 LOB: 0 BB: 0 P: 4	R: 2 E: 0 K: 1 S: 8	H: 3 LOB: 1 BB: 0 P: 8	R: 0 E: 0 K: 0 S: 3	H: 0 LOB: 0 BB: 0 P: 3	R: 1 E: 0 K: 2 S: 9	H: 3 LOB: 2 BB: 1 P: 13	R: 0 E: 1 K: 1 S: 6	H: 0 LOB: 1 BB: 0 P: 6	1B: 5 2B: 3 3B: 0 HR: 3	SF: 0 SAC: 0 DP: 1 HBP: 0	WP: 1 PA: 40 SB: 0 CS: 1
PITCHER	IP WLS BF H R ER SO BB IBB HBP BLK WP HR S P ERA WHIP											PITCHER	IP WLS BF H R ER SO BB IBB HBP BLK WP HR S P ERA WHIP								
Tracy Stallard, R ERA: 4.66 (1, 1)	5.0 L 21 4 3 2 4 2 0 0 0 0 0 2 27 35 3.60 1.200																				
Larry Bearnarth, R ERA: 3.18 (6, 1)	1.0 6 3 2 2 1 0 0 0 0 0 0 1 8 8 18.00 3.000																				
Ed Bauta, R ERA: 4.01 (7, 1)	2.0 9 3 1 1 2 1 0 0 0 0 0 0 12 16 4.50 2.000																				
Grover Powell, L ERA: 1.22 (9, 1)	1.0 4 0 0 0 1 0 0 0 0 0 1 0 6 6 0.00 0.000																				

Batter	1	2	3	4	5	6	7	8	9	AB R H RBI BB SO LOB	BOTTOM										
Ed Kranepool, L OBP: 0.258, SLG: 0.294 (1, 7)										4 0 0 0 0 1 1	San Francisco Giants @ New York Mets Polo Grounds, New York, NY Thu Sep 12 1963, 7:05 PM EDT Att: 27,839 - Unknown										
Duke Carmel, L OBP: 0.333, SLG: 0.370 (1, 8)										4 0 0 0 0 2 0											
Duke Snider, L OBP: 0.353, SLG: 0.416 (1, 9)										3 0 0 0 1 2 0											
Tim Harkness, L OBP: 0.296, SLG: 0.338 (1, 3)										4 0 0 0 0 3 1											
Jim Hickman, R OBP: 0.294, SLG: 0.403 (1, 5)										3 0 1 0 0 1 0											
Rod Kanehl, R OBP: 0.282, SLG: 0.283 (1, 4)										3 0 2 0 0 1 1											
Choo-Choo Coleman, L OBP: 0.267, SLG: 0.263 (1, 2)										3 0 1 0 0 1 2											
Al Moran, R OBP: 0.272, SLG: 0.229 Joe Christopher, R OBP: 0.305, SLG: 0.308 (8, PH) Ted Schreiber, R OBP: 0.260, SLG: 0.178 (9, 6)										2 0 0 0 0 2 2 1 0 0 0 0 0 0 0 0 0 0 0 0 0											
Tracy Stallard, R OBP: 0.265, SLG: 0.295 (5, PH) Joe Hicks, L OBP: 0.298, SLG: 0.294 (6, 1) Larry Bearnarth, R OBP: 0.179 (7, 1) Ed Bauta, R OBP: 0.303, SLG: 0.468 (8, PH) Grover Powell, L OBP: 0.222, SLG: 0.125 (9, 1)										1 0 0 0 0 0 0 1 0 0 0 0 0 1 0 0 0 0 0 0 0 0 0 0 0 0 0 0 1 0 0 0 0 0 0 0 0 0 0 0 0 0											
Inning Stats	R: 0 E: 0 K: 0 S: 3	H: 0 LOB: 1 BB: 1 P: 7	R: 0 E: 0 K: 2 S: 8	H: 1 LOB: 0 BB: 0 P: 8	R: 0 E: 0 K: 1 S: 5	H: 0 LOB: 0 BB: 0 P: 5	R: 0 E: 0 K: 3 S: 10	H: 1 LOB: 1 BB: 0 P: 10	R: 0 E: 0 K: 1 S: 6	H: 1 LOB: 1 BB: 0 P: 6	R: 0 E: 0 K: 3 S: 9	H: 0 LOB: 0 BB: 0 P: 9	R: 0 E: 0 K: 1 S: 5	H: 1 LOB: 0 BB: 0 P: 5	R: 0 E: 0 K: 0 S: 3	H: 0 LOB: 0 BB: 0 P: 3	R: 0 E: 0 K: 2 S: 7	H: 0 LOB: 0 BB: 0 P: 7	1B: 4 2B: 0 3B: 0 HR: 0	SF: 0 SAC: 0 DP: 1 HBP: 0	WP: 0 PA: 31 PB: 0 SB: 1 CS: 0
PITCHER	IP WLS BF H R ER SO BB IBB HBP BLK WP HR S P ERA WHIP											PITCHER	IP WLS BF H R ER SO BB IBB HBP BLK WP HR S P ERA WHIP								
Juan Marichal, R ERA: 2.39 (1, 1)	9.0 W 31 4 0 0 13 1 0 0 0 0 0 56 60 0.00 0.556																				



Batter	1	2	3	4	5	6	7	8	9	10	11	12	13	AB	R	H	RBI	BB	SO	LOB	TOP	
Harvey Kuenn, R (1, 5) OBP: 0.360, SLG: 0.386	K	K			F8							F8		3	0	0	2	2	1	0		
Billy O'Dell, S (9, PR) OBP: 0.233, SLG: 0.232	K													0	0	0	0	0	0	0		
Gaylord Perry, R (9, 1) OBP: 0.222, SLG: 0.278														0	0	0	0	0	0	0		
Chuck Hiller, L (11, 4) OBP: 0.257, SLG: 0.291														1	0	0	0	0	0	0		
Jesus Alou, R (1, 7) OBP: 0.250, SLG: 0.250	1B SF8		K		FC5-4							6-3		6	1	2	1	0	1	3		
Orlando Cepeda, R (1, 3) OBP: 0.359, SLG: 0.552			4-3		4-3									6	0	2	0	0	1	3		
Wille Mays, R (1, 8) OBP: 0.370, SLG: 0.562														5	0	1	1	0	2	1		
Felipe Alou, R (1, 9) OBP: 0.322, SLG: 0.475			5-3											6	0	0	0	0	0	3		
Jim Davenport, R (1, 4) OBP: 0.288, SLG: 0.326														6	0	0	0	0	1	1		
Ed Bailey, L (1, 2) OBP: 0.361, SLG: 0.475														2	0	0	0	0	1	0		
Cap Peterson, R (7, PH) OBP: 0.295, SLG: 0.365	K				F1									1	0	0	0	0	0	0		
Don Larsen, R (7, 1) OBP: 0.162, SLG: 0.182														0	0	0	0	0	0	0		
Matty Alou, L (9, PH) OBP: 0.173, SLG: 0.153														1	0	0	0	0	1	0		
Tom Haller, L (9, 2) OBP: 0.340, SLG: 0.446														1	0	1	0	0	0	0		
Jose Pagan, R (1, 6) OBP: 0.273, SLG: 0.282					K									4	1	0	0	1	3	1		
Bobby Bolin, R (1, 1) OBP: 0.257, SLG: 0.256														2	1	2	2	0	0	0		
Billy Pierce, L (8, 1) OBP: 0.250, SLG: 0.293														0	0	0	0	0	0	0		
Jimmie Coakley, R (7, PH) OBP: 0.150, SLG: 0.233														1	0	1	0	1	0	0		
Ernie Bowman, R (8, PH) OBP: 0.186, SLG: 0.213														0	1	0	0	0	0	0		
Wille McCovey, L (11, PH) OBP: 0.265, SLG: 0.365														1	0	0	0	0	1	0		
Bob Garibaldi, L (11, 1) OBP: 0.257, SLG: 0.256														0	0	0	0	0	0	0		
Inning Stats	R: 1 E: 0 K: 1 S: 7	H: 2 LOB: 1 BB: 0 P: 7	R: 2 E: 0 K: 2 S: 8	H: 1 LOB: 0 BB: 1 P: 12	R: 0 E: 0 K: 1 S: 5	H: 1 LOB: 1 BB: 0 P: 6	R: 0 E: 0 K: 0 S: 4	H: 0 LOB: 0 BB: 0 P: 5	R: 0 E: 0 K: 0 S: 4	H: 1 LOB: 2 BB: 1 P: 10	R: 0 E: 0 K: 1 S: 6	H: 1 LOB: 2 BB: 2 P: 14	R: 0 E: 0 K: 2 S: 7	H: 1 LOB: 0 BB: 0 P: 7	R: 0 E: 0 K: 1 S: 5	H: 0 LOB: 0 BB: 0 P: 5	R: 0 E: 0 K: 0 S: 3	H: 0 LOB: 0 BB: 0 P: 3	1B: 7 2B: 1 3B: 0 HR: 1	SF: 0 SAC: 0 DP: 0 HBP: 0	WP: 0 PB: 0 SB: 0 CS: 1	PA: 51
PITCHER	IP 8.2	WLS 37	BF 7	H 4	R 4	ER 4	SO 10	BB 4	IBB 0	HBP 0	BLK 0	WP 0	HR 1	S 53	P 69	ERA 4.15	WHIP 1.269					
Joe Gibbon, L (1, 1) ERA: 3.39																						
Harvey Hadck, L (9, 1) ERA: 3.48																						
Tommie Sisk, R (9, 1) ERA: 2.84																						
Roy Face, R (11, 1) ERA: 2.66																						
Earl Francis, R (11, 1) ERA: 4.37																						

San Francisco Giants @ Pittsburgh Pirates
Forbes Field, Pittsburgh, PA
Fri Sep 13 1963, 7:05 PM EDT
Att. 6,100 - Unknown

AB 46
R 4
H 9
RBI 4
BB 4
SO 13
LOB 13



Batter	1	2	3	4	5	6	7	8	9	10	11	12	13	AB	R	H	RBI	BB	SO	LOB	BOTTOM			
Gene Alley, R (1, 6) OBP: 0.154, SLG: 0.231	F7			F7				K			4-3		F9	7	0	2	0	0	1	1				
Dick Schofield, S (1, 4) OBP: 0.347, SLG: 0.321	K2-3		FC3-6		F6			K						5	2	1	0	2	2	2				
Wille Stargell, L (1, 7) OBP: 0.274, SLG: 0.402	K													6	2	2	4	1	1	3				
Bill Virdon, L (1, 8) OBP: 0.320, SLG: 0.385														6	0	1	0	0	0	2				
Roberto Clemente, R (1, 9) OBP: 0.366, SLG: 0.487														6	0	4	0	0	1	0				
Donn Clendenon, R (1, 3) OBP: 0.324, SLG: 0.431														6	0	3	1	0	2	3				
Bob Bailey, R (1, 5) OBP: 0.300, SLG: 0.323														6	0	0	0	0	2	6				
Jim Paggiaroni, R (1, 2) OBP: 0.326, SLG: 0.386														1	0	0	0	0	1	0				
Smoky Burgess, L (4, 2) OBP: 0.330, SLG: 0.406														3	0	0	0	2	1	0				
Joe Gibbon, R (1, 1) OBP: 0.257, SLG: 0.256														3	1	1	0	1	1	3				
Harvey Hadck, L (9, 1) OBP: 0.250, SLG: 0.293														0	0	0	0	0	0	0				
Tommie Sisk, R (9, 1) OBP: 0.162, SLG: 0.182														1	0	0	0	0	0	0				
Jerry Lynch, L (10, PH) OBP: 0.150, SLG: 0.233														0	0	0	0	0	0	0				
Roy Face, R (11, 1) OBP: 0.266, SLG: 0.366														1	0	0	0	0	0	0				
Earl Francis, R (11, 1) ERA: 4.37														1	0	0	0	0	0	0				
Bob Garibaldi, L (11, 1) OBP: 0.257, SLG: 0.256														1	0	0	0	0	0	2				
Inning Stats	R: 0 E: 0 K: 2 S: 7	H: 0 LOB: 0 BB: 0 P: 7	R: 0 E: 0 K: 1 S: 6	H: 1 LOB: 1 BB: 0 P: 6	R: 3 E: 0 K: 2 S: 11	H: 4 LOB: 2 BB: 1 P: 15	R: 0 E: 0 K: 0 S: 4	H: 1 LOB: 1 BB: 0 P: 5	R: 1 E: 0 K: 0 S: 5	H: 2 LOB: 2 BB: 1 P: 9	R: 0 E: 0 K: 1 S: 8	H: 2 LOB: 3 BB: 1 P: 11	R: 0 E: 0 K: 0 S: 3	H: 0 LOB: 0 BB: 0 P: 3	R: 0 E: 0 K: 0 S: 3	H: 1 LOB: 1 BB: 0 P: 4	R: 0 E: 0 K: 2 S: 8	H: 1 LOB: 2 BB: 1 P: 12	R: 1 E: 0 K: 0 S: 2	H: 1 LOB: 1 BB: 1 P: 6	1B: 10 2B: 2 3B: 1 HR: 1	SF: 0 SAC: 0 DP: 0 HBP: 0	WP: 0 PB: 0 SB: 2 CS: 0	PA: 57
PITCHER	IP 5.2	WLS 29	BF 9	H 4	R 4	ER 4	SO 7	BB 3	IBB 0	HBP 0	BLK 0	WP 0	HR 1	S 40	P 52	ERA 6.35	WHIP 2.118							
Bobby Bolin, R (1, 1) ERA: 3.19																								
Billy Pierce, L (8, 1) ERA: 4.2																								
Don Larsen, R (7, 1) ERA: 2.76																								
Gaylord Perry, R (9, 1) ERA: 4.25																								
Bob Garibaldi, R (11, 1) ERA: 1.89																								

San Francisco Giants @ Pittsburgh Pirates
Forbes Field, Pittsburgh, PA
Fri Sep 13 1963, 7:05 PM EDT
Att. 6,100 - Unknown

AB 51
R 5
H 14
RBI 5
BB 6
SO 12
LOB 22



Batter	1	2	3	4	5	6	7	8	9	AB	R	H	RBI	BB	SO	LOB	TOP										
Felipe Alou, R OBP: 0.321, SLG: 0.471 (1, 9)										5	3	1	1	1	1	1											
Chuck Hiller, L OBP: 0.281, SLG: 0.294 (1, 4)										6	3	4	1	0	0	0											
Willie McCovey, L OBP: 0.349, SLG: 0.551 Jesus Alou, R OBP: 0.214, SLG: 0.214 (1, 7)										4	1	2	1	0	0	2											
Willie Mays, R OBP: 0.373, SLG: 0.565 Matty Alou, L OBP: 0.173, SLG: 0.153 (1, 8)										4	3	2	4	1	0	1											
Orlando Cepeda, R OBP: 0.363, SLG: 0.556 Norm Larker, L OBP: 0.293, SLG: 0.225 (1, 3)										5	1	4	1	0	0	0											
Ed Bailey, L OBP: 0.367, SLG: 0.477 (1, 2)										3	0	2	3	2	0	0											
Jim Davenport, R OBP: 0.289, SLG: 0.326 (1, 5)										4	0	1	0	1	1	5											
Jose Pagan, R OBP: 0.276, SLG: 0.296 (1, 6)										5	2	2	0	0	0	4											
Billy O'Dell, S OBP: 0.221, SLG: 0.219 (1, 1)										4	0	0	0	0	3	1											
Inning Stats	R: 3 E: 0 K: 1 S: 8	H: 3 LOB: 1 BB: 1 P: 12	R: 0 E: 1 K: 1 S: 5	H: 0 LOB: 0 BB: 0 P: 5	R: 0 E: 0 K: 0 S: 3	H: 1 LOB: 1 BB: 0 P: 3	R: 0 E: 0 K: 0 S: 4	H: 1 LOB: 1 BB: 0 P: 4	R: 0 E: 0 K: 1 S: 5	H: 0 LOB: 0 BB: 0 P: 5	R: 0 E: 0 K: 0 S: 4	H: 1 LOB: 3 BB: 2 P: 12	R: 5 E: 1 K: 2 S: 10	H: 4 LOB: 1 BB: 2 P: 18	R: 4 E: 1 K: 0 S: 9	H: 6 LOB: 2 BB: 0 P: 9	R: 1 E: 0 K: 0 S: 5	H: 2 LOB: 1 BB: 0 P: 5	1B: 15 2B: 3 3B: 0 HR: 1	SF: 0 SAC: 1 DP: 3 HBP: 0	WP: 0 PB: 1 SB: 2 CS: 2	PA: 49					
PITCHER	IP	WLS	BF	H	R	ER	SO	BB	IBB	HBP	BLK	WP	HR	S	P	ERA	WHIP										
Don Schwall, R ERA: 3.4 (1, 1)	6.1	L	30	8	6	5	4	3	1	0	0	0	1	34	50	7.11	1.737										
Earl Francis, R ERA: 4.53 (7, 1)	0.2		4	2	2	2	1	0	1	0	0	0	0	5	9	27.00	3.000										
Roy Face, R ERA: 3.16 (8, 1)	0.2		8	6	4	4	0	0	0	0	0	0	0	8	8	54.00	9.000										
Tom Butters, R ERA: 4.15 (8, 1)	1.1		6	2	1	1	0	0	0	0	0	0	0	6	6	6.75	1.500										

San Francisco Giants @ Pittsburgh Pirates
Forbes Field, Pittsburgh, PA
Sun Sep 15 1963, 3:33 AM EDT
Att: 18,916 - Unknown

AB 42
R 13
H 18
RBI 11
BB 5
SO 5
LOB 17



Batter	1	2	3	4	5	6	7	8	9	AB	R	H	RBI	BB	SO	LOB	BOTTOM										
Gene Alley, R OBP: 0.304, SLG: 0.286 (1, 6)										4	0	1	0	1	1	2											
Manny Mota, R OBP: 0.320, SLG: 0.347 (1, 8)										4	1	2	1	0	0	2											
Willie Stargell, L OBP: 0.280, SLG: 0.407 (1, 7)										4	1	2	1	0	1	1											
Roberto Clemente, R OBP: 0.383, SLG: 0.481 (1, 9)										4	0	0	0	0	0	3											
Donn Clendenon, R OBP: 0.323, SLG: 0.429 (1, 3)										4	0	0	0	0	0	1											
Smoky Burgess, L OBP: 0.332, SLG: 0.395 (1, 2)										4	1	1	1	0	0	0											
Bob Bailey, R OBP: 0.298, SLG: 0.320 (1, 5)										4	1	0	0	0	0	2											
Bill Mazerowski, R OBP: 0.291, SLG: 0.357 (1, 4)										4	0	1	2	0	0	0											
Don Schwall, R OBP: 0.180, SLG: 0.167 Earl Francis, R OBP: 0.333, SLG: 0.406 Ted Savage, R OBP: 0.295, SLG: 0.341 Roy Face, R OBP: 0.226, SLG: 0.230 Tom Butters, R OBP: 0.133, SLG: 0.467 (1, 1)										2	1	1	0	0	0	0											
Inning Stats	R: 0 E: 0 K: 0 S: 4	H: 1 LOB: 1 BB: 0 P: 4	R: 0 E: 0 K: 0 S: 3	H: 0 LOB: 0 BB: 0 P: 3	R: 0 E: 0 K: 0 S: 4	H: 1 LOB: 1 BB: 0 P: 4	R: 1 E: 0 K: 0 S: 5	H: 2 LOB: 1 BB: 0 P: 5	R: 2 E: 0 K: 1 S: 8	H: 3 LOB: 1 BB: 0 P: 8	R: 0 E: 0 K: 0 S: 3	H: 0 LOB: 0 BB: 0 P: 3	R: 0 E: 0 K: 0 S: 3	H: 0 LOB: 1 BB: 1 P: 7	R: 0 E: 0 K: 1 S: 5	H: 0 LOB: 0 BB: 0 P: 5	R: 2 E: 2 K: 1 S: 7	H: 1 LOB: 0 BB: 0 P: 7	1B: 7 2B: 0 3B: 1 HR: 0	SF: 0 SAC: 0 DP: 1 HBP: 0	WP: 1 PB: 0 SB: 0 CS: 0	PA: 37					
PITCHER	IP	WLS	BF	H	R	ER	SO	BB	IBB	HBP	BLK	WP	HR	S	P	ERA	WHIP										
Billy O'Dell, L ERA: 3.03 (1, 1)	9.0	W	37	8	5	3	3	1	0	0	0	1	0	42	46	3.00	1.000										

San Francisco Giants @ Pittsburgh Pirates
Forbes Field, Pittsburgh, PA
Sun Sep 15 1963, 3:33 AM EDT
Att: 18,916 - Unknown

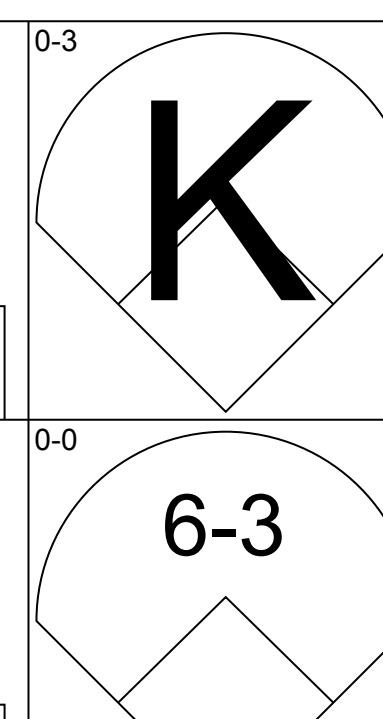
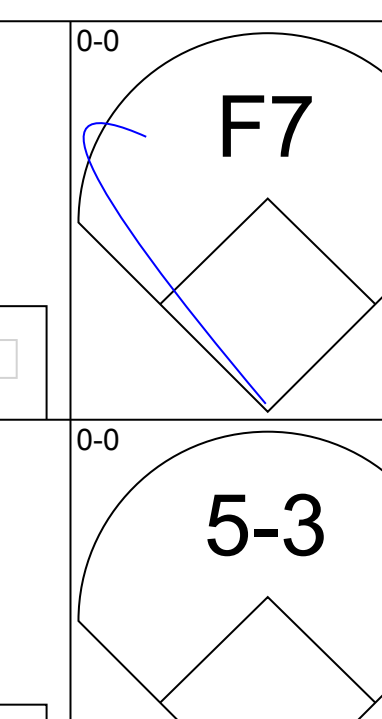
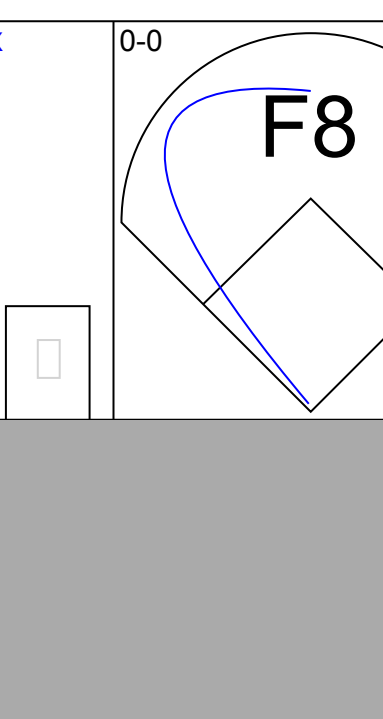
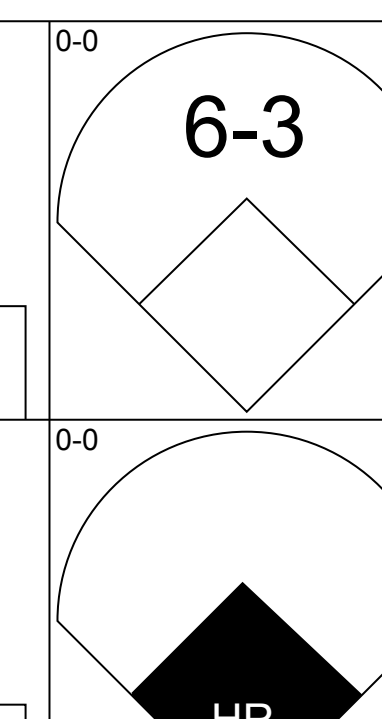
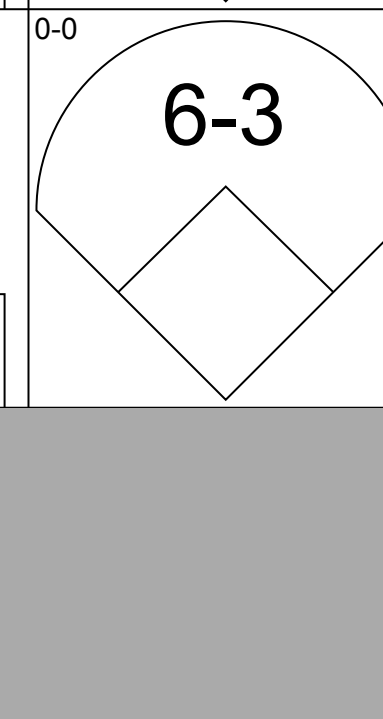

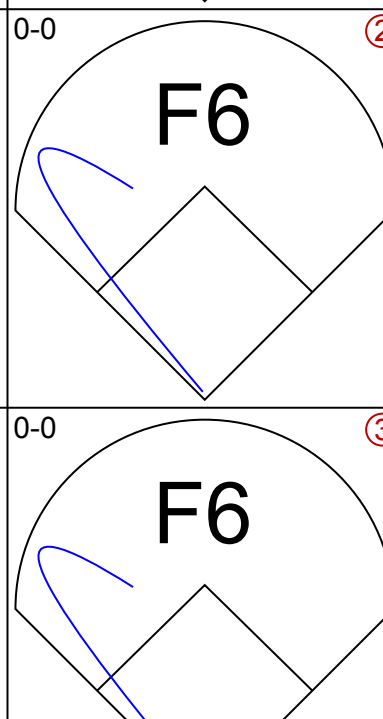
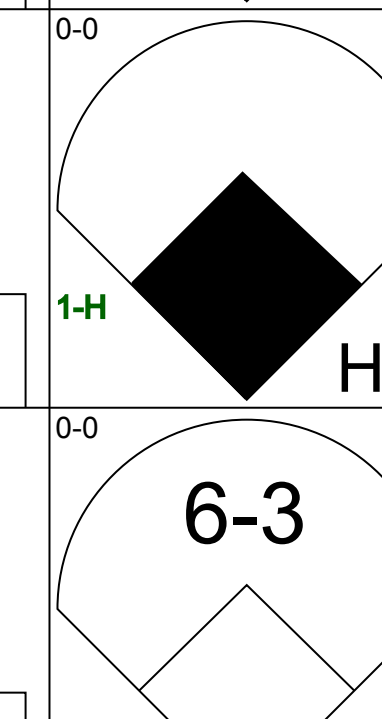

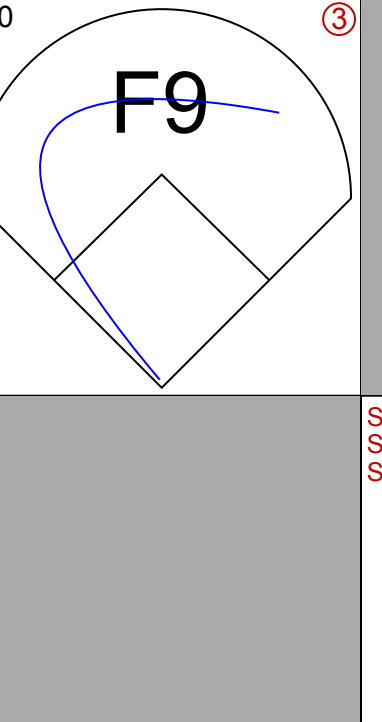

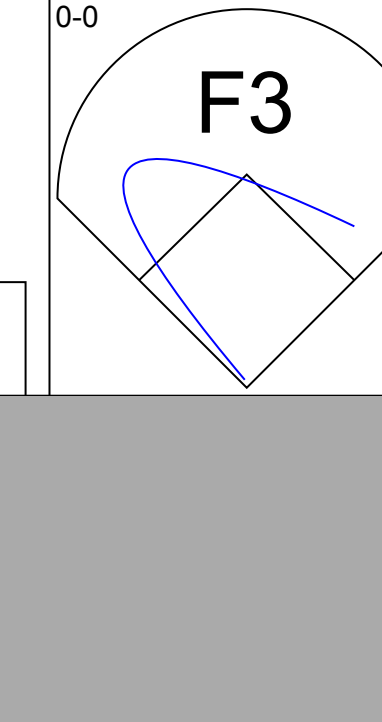
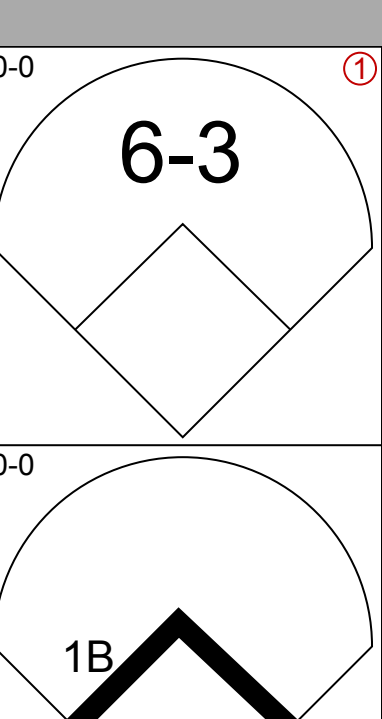
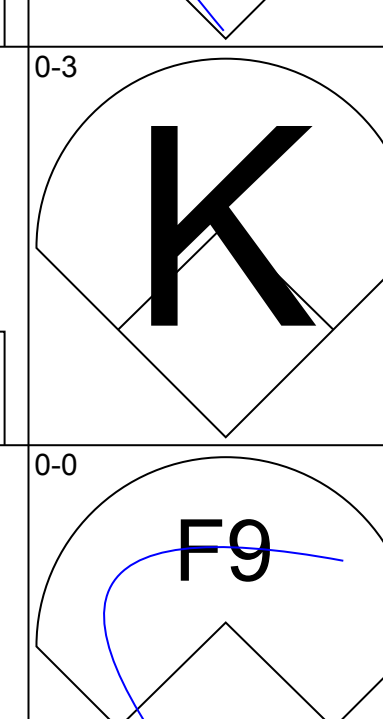
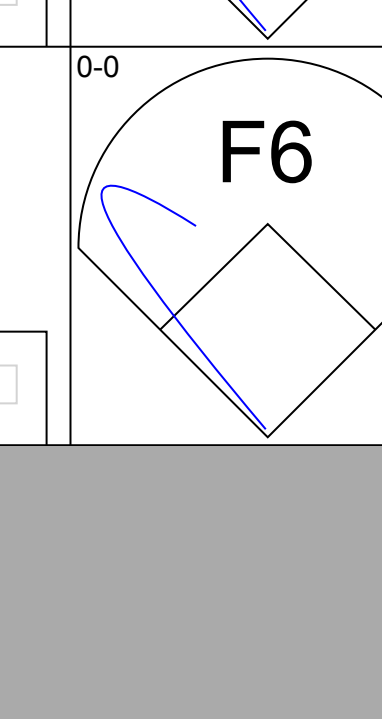
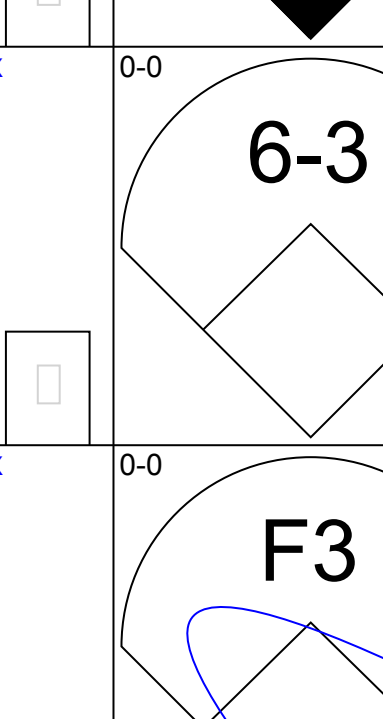
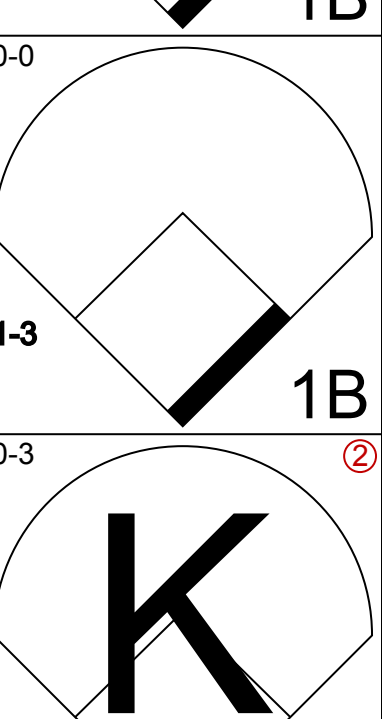

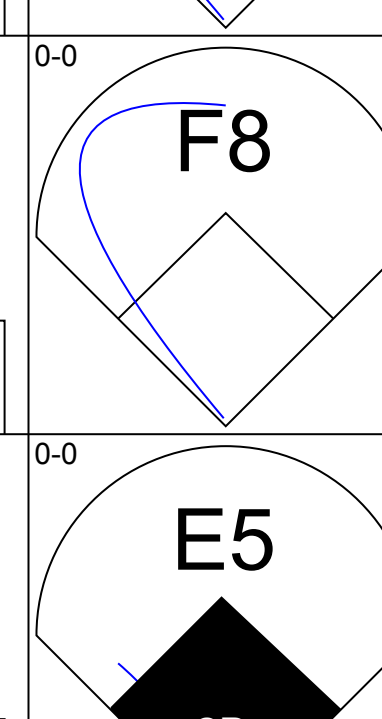

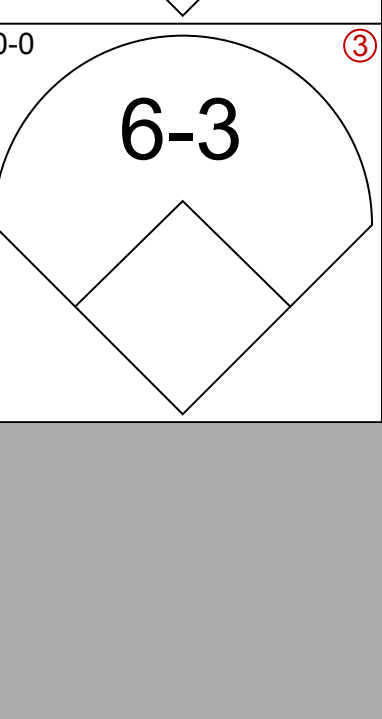
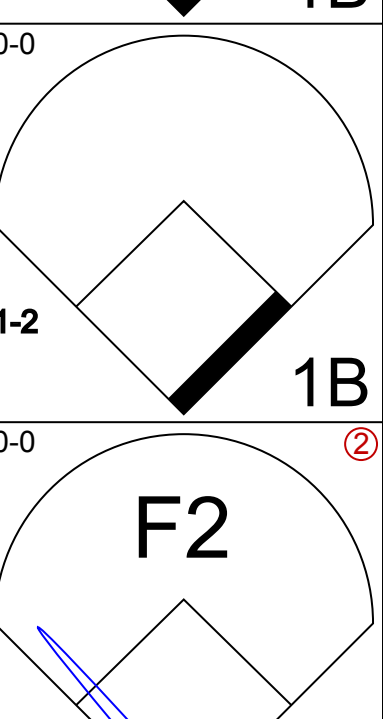
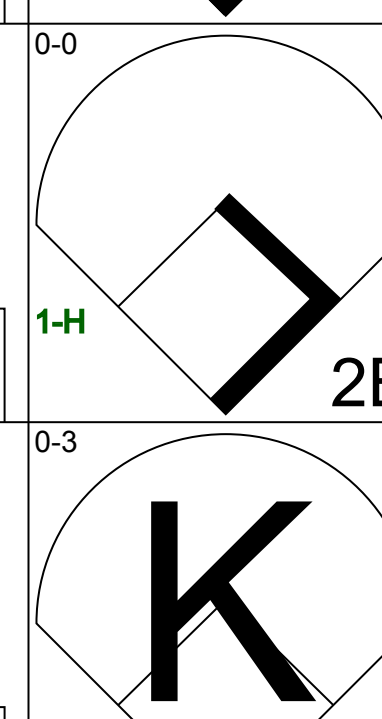
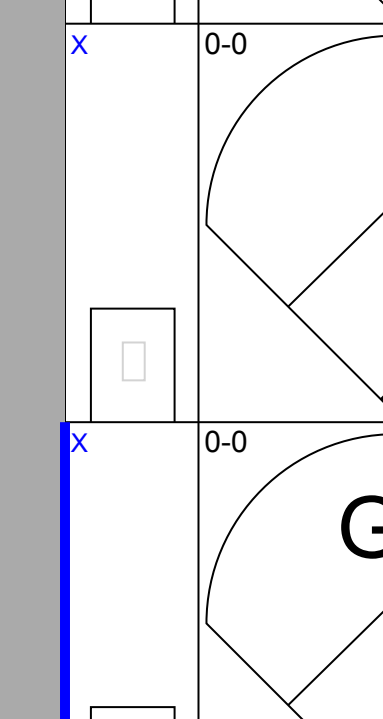
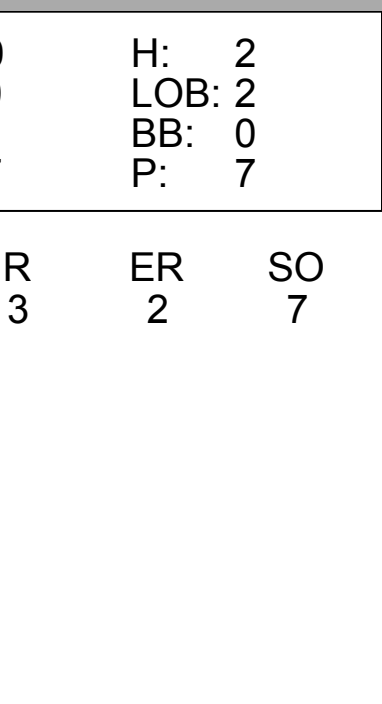
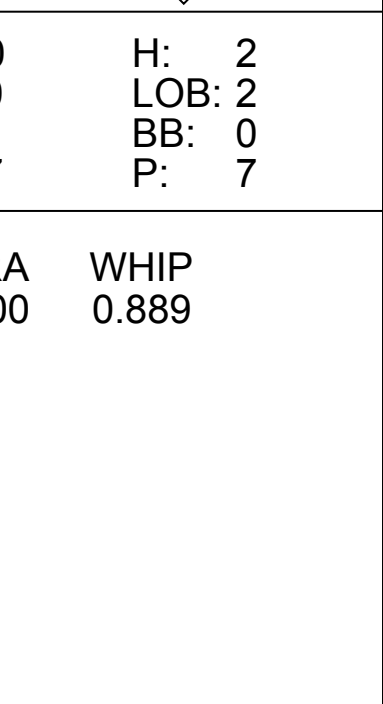
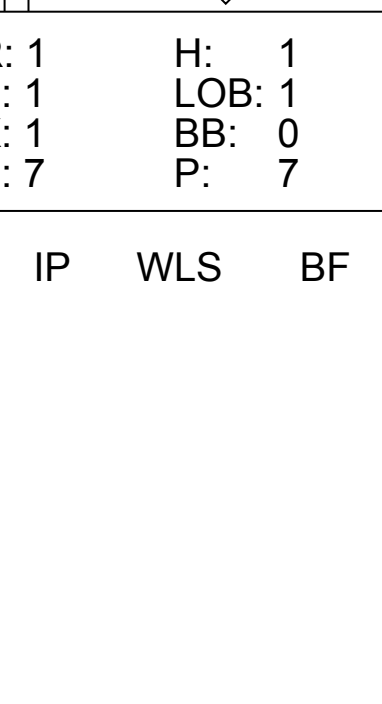
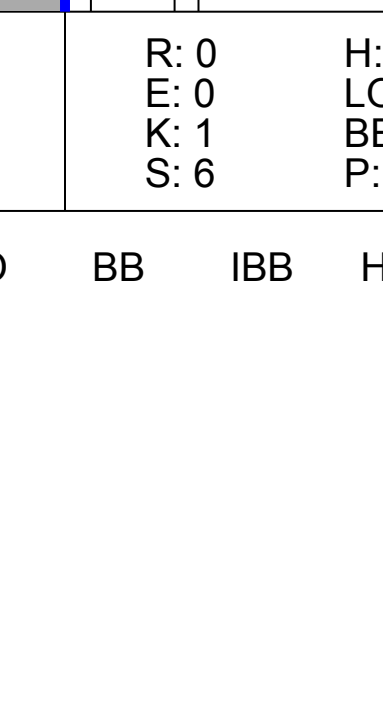

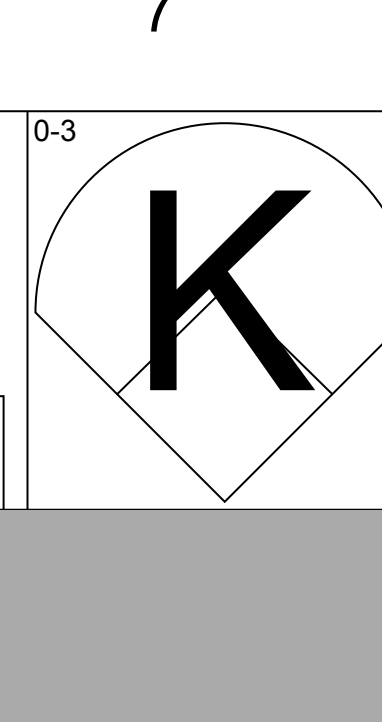
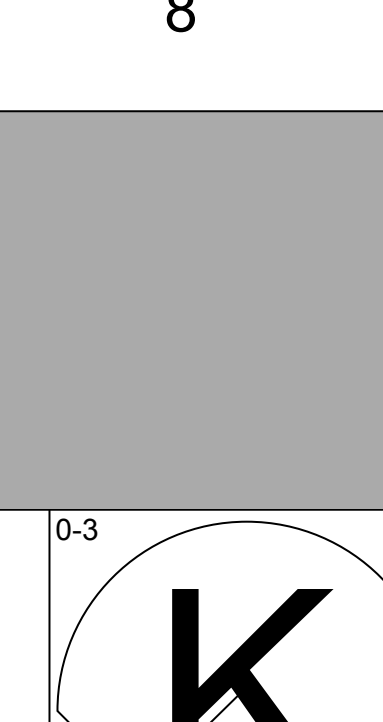
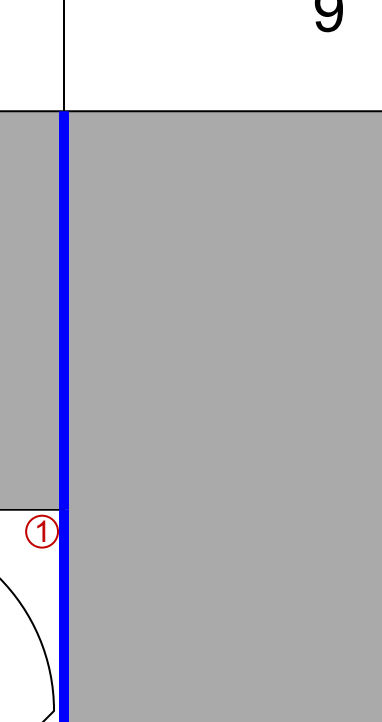




AB 36
R 5
H 8
RBI 5
BB 1
SO 3
LOB 12



Batter	1	2	3	4	5	6	7	8	9	AB	R	H	RBI	BB	SO	LOB	TOP					
Harvey Kuenn, R OBP: 0.362, SLG: 0.386 Jesus Alou, R OBP: 0.267, SLG: 0.333	K	1-3		6-3			1B BB	2B		3	0	0	0	1	1	0	San Francisco Giants @ Milwaukee Braves Milwaukee County Stadium, Milwaukee, WI Tue Sep 17 1963, 8:05 PM EDT Att: 33,676 - Unknown livebaseballscorecards.com					
Willie McCovey, L OBP: 0.350, SLG: 0.549 Ernie Bowman, R OBP: 0.184, SLG: 0.211	1B SF9 BB		F5		K		1B G4-6-3	6-3		3	1	1	0	1	1	0						
Orlando Cepeda, R OBP: 0.366, SLG: 0.567 Norm Larker, L OBP: 0.293, SLG: 0.225	SF9 1B			HR	K		G4-6-3 1B	1-3		5	2	3	2	0	1	0						
Willie Mays, R OBP: 0.370, SLG: 0.562 Matty Alou, L OBP: 0.173, SLG: 0.153	SF9		F6		6-3		G4-6-3			4	1	1	1	0	0	1						
Felipe Alou, R OBP: 0.321, SLG: 0.476	BB 1B			HR			K			5	1	3	3	0	1	1						
Jim Davenport, R OBP: 0.297, SLG: 0.332	BB			1B			HR 1B	2B		4	2	4	0	1	0	0						
Jose Pagan, R OBP: 0.275, SLG: 0.299	K		G3				HR	1B		5	1	1	2	0	3	6						
Tom Haller, L OBP: 0.336, SLG: 0.443		K			L8		L8			5	1	1	0	0	2	2						
Bobby Bolin, R OBP: 0.231, SLG: 0.229		F4		K			K			4	0	0	0	0	3	2						
Inning Stats	R: 2 E: 0 K: 2 S: 9	H: 2 LOB: 2 BB: 2 P: 17	R: 0 E: 0 K: 1 S: 5	H: 0 LOB: 0 BB: 0 P: 5	R: 2 E: 0 K: 0 S: 6	H: 3 LOB: 1 BB: 0 P: 6	R: 0 E: 0 K: 1 S: 5	H: 0 LOB: 0 BB: 0 P: 5	R: 0 E: 0 K: 2 S: 7	H: 2 LOB: 0 BB: 0 P: 7	R: 2 E: 0 K: 1 S: 6	H: 2 LOB: 1 BB: 1 P: 10	R: 2 E: 0 K: 2 S: 10	H: 3 LOB: 1 BB: 0 P: 10	R: 1 E: 0 K: 2 S: 10	H: 3 LOB: 2 BB: 0 P: 10		1B: 9 2B: 3 3B: 0 HR: 3	SF: 1 SAC: 0 DP: 1 HBP: 0	WP: 0 PB: 0 CS: 0	PA: 44	
PITCHER	IP WLS BF H R ER SO BB IBB HBP BLK WP HR S P ERA WHIP																					
Warren Spahn, L ERA: 2.71	3.0 L 16 5 4 4 3 2 0 0 0 0 0 2 20 28 12.00 2.333																					
Hank Fischer, R ERA: 4.95	2.0 6 0 0 0 3 0 0 0 0 0 0 1 9 13 0.00 0.000																					
Claude Raymond, R ERA: 5.4	1.0 8 4 4 4 1 1 0 0 0 0 0 1 9 13 36.00 5.000																					
Ron Piche, R ERA: 3.46	1.0 2 0 0 0 1 0 0 0 0 0 0 0 4 4 0.00 0.000																					
Wade Blasingame, L ERA: 13.5	2.0 12 6 3 3 4 0 0 0 0 0 0 0 20 20 13.50 3.000																					
Batter	1	2	3	4	5	6	7	8	9	AB	R	H	RBI	BB	SO	LOB	BOTTOM					
Ty Cline, L OBP: 0.280, SLG: 0.243	G6-4-3 BB 1B			1B			L6			4	0	3	0	0	0	0	San Francisco Giants @ Milwaukee Braves Milwaukee County Stadium, Milwaukee, WI Tue Sep 17 1963, 8:05 PM EDT Att: 33,676 - Unknown livebaseballscorecards.com					
Eddie Mathews, L OBP: 0.402, SLG: 0.449	G6-4-3 BB		4-3		FC5-4 BB 1B			G6-3 1B		2	0	1	0	2	0	1						
Hank Aaron, R OBP: 0.392, SLG: 0.588	G6-4-3			6-3	FC5-4		G6-3			4	0	0	0	0	0	5						
Joe Torre, R OBP: 0.353, SLG: 0.434	K			FC4-6 1B	1-3		HR 1B			4	1	2	0	0	1	3						
Gene Oliver, R OBP: 0.326, SLG: 0.438		E5		FC4-6 1B			6-3			4	2	1	2	0	0	1						
Denis Menke, R OBP: 0.292, SLG: 0.352		F7		1B			5-3			3	0	1	0	1	0	1						
Del Crandall, R OBP: 0.249, SLG: 0.252	G4-6-3			1B			G4-6-3			4	0	1	1	0	0	2						
Roy McMillan, R OBP: 0.286, SLG: 0.321			F3	F2			6-3			4	0	1	0	0	0	2						
Warren Spahn, L ERA: 2.71			2-3		K		K			1	0	0	0	0	0	0						
Hank Fischer, R ERA: 4.95										0	0	0	0	0	0	0						
Lou Klimchock, L OBP: 0.195, SLG: 0.105										0	0	0	0	0	0	0						
Claude Raymond, R OBP: 0.179, SLG: 1.000										0	0	0	0	0	0	0						
Ron Piche, R ERA: 3.46										0	0	0	0	0	0	0						
Len Gabrielson, L OBP: 0.295, SLG: 0.333										0	0	0	0	0	0	0						
Wade Blasingame, L ERA: 13.5										0	0	0	0	0	0	0						
Inning Stats	R: 0 E: 0 K: 1 S: 5	H: 1 LOB: 1 BB: 1 P: 9	R: 0 E: 1 K: 0 S: 3	H: 0 LOB: 0 BB: 0 P: 3	R: 0 E: 0 K: 0 S: 4	H: 1 LOB: 1 BB: 0 P: 4	R: 1 E: 0 K: 0 S: 6	H: 3 LOB: 2 BB: 0 P: 6	R: 0 E: 0 K: 1 S: 6	H: 1 LOB: 2 BB: 1 P: 10	R: 0 E: 0 K: 0 S: 2	H: 0 LOB: 0 BB: 1 P: 6	R: 0 E: 0 K: 1 S: 5	H: 0 LOB: 0 BB: 0 P: 5	R: 2 E: 0 K: 0 S: 5	H: 3 LOB: 0 BB: 0 P: 5	R: 0 E: 0 K: 0 S: 3	H: 1 LOB: 0 BB: 0 P: 3	1B: 9 2B: 0 3B: 0 HR: 1	SF: 0 SAC: 0 DP: 5 HBP: 0	WP: 0 PB: 0 CS: 0	PA: 36
PITCHER	IP WLS BF H R ER SO BB IBB HBP BLK WP HR S P ERA WHIP																					
Bobby Bolin, R ERA: 3.18	9.0 W 36 10 3 3 3 3 0 0 0 0 0 1 39 51 3.00 1.444																					

Batter	1	2	3	4	5	6	7	8	9	AB	R	H	RBI	BB	SO	LOB	TOP					
Felipe Alou, R <small>OBP: 0.322, SLG: 0.477</small> (1, 9)										5	1	2	1	0	0	0	San Francisco Giants @ Milwaukee Braves Milwaukee County Stadium, Milwaukee, WI Wed Sep 18 1963, 4:33 AM EDT Att: 3,865 - Unknown livebaseballscorecards.com					
Chuck Hiller, L <small>OBP: 0.260, SLG: 0.296</small> (1, 4)										5	0	0	0	0	1	3						
Willie McCovey, L <small>OBP: 0.349, SLG: 0.546</small> (1, 7)										3	0	0	0	1	2	1						
Willie Mays, R <small>OBP: 0.373, SLG: 0.570</small> (1, 8)										4	1	3	2	0	0	0						
Orlando Cepeda, R <small>OBP: 0.367, SLG: 0.568</small> (1, 3)										3	1	1	0	1	0	2						
Tom Haller, L <small>OBP: 0.332, SLG: 0.437</small> (1, 2)										4	0	0	0	0	1	3						
Jim Davenport, R <small>OBP: 0.297, SLG: 0.330</small> (1, 5)										2	1	0	1	1	0	0						
Jose Pagan, R <small>OBP: 0.275, SLG: 0.300</small> Matty Alou, L <small>OBP: 0.194, SLG: 0.164</small> (9, PH)										3	0	1	0	0	1	0						
Jack Sanford, R <small>OBP: 0.245, SLG: 0.191</small> Norm Lanier, L <small>OBP: 0.267, SLG: 0.224</small> Jim Duffalo, L <small>OBP: 0.118, SLG: 0.118</small> Billy O'Dell, L <small>OBP: 0.223, SLG: 0.279</small> Bob Garibaldi, L <small>OBP: 0.305, SLG: 0.471</small> Ed Bailey, L <small>OBP: 0.305, SLG: 0.471</small> (1, 1)										2	0	0	0	0	1	1						
Inning Stats	R: 0 E: 0 K: 1 S: 5	H: 0 LOB: 0 BB: 0 P: 5	R: 1 E: 0 K: 0 S: 4	H: 1 LOB: 0 BB: 0 P: 4	R: 0 E: 0 K: 2 S: 7	H: 0 LOB: 0 BB: 0 P: 7	R: 0 E: 0 K: 1 S: 5	H: 0 LOB: 0 BB: 0 P: 5	R: 1 E: 0 K: 0 S: 5	H: 2 LOB: 1 BB: 0 P: 5	R: 1 E: 0 K: 2 S: 9	H: 2 LOB: 2 BB: 1 P: 13	R: 0 E: 0 K: 0 S: 3	H: 0 LOB: 0 BB: 0 P: 3	R: 0 E: 0 K: 0 S: 4	H: 1 LOB: 2 BB: 1 P: 8		R: 1 E: 0 K: 0 S: 5	H: 2 LOB: 2 BB: 1 P: 9	1B: 4 2B: 3 3B: 0 HR: 1	SF: 0 SAC: 1 DP: 0 HBP: 0	WP: 0 PB: 0 SB: 0 CS: 0
PITCHER Bob Sadowski, R <small>ERA: 2.4</small> Bob Shaw, R <small>ERA: 2.73</small> (1, 1)	IP: 7.0 WLS: 27 BF: 5	H: 3 R: 3 ER: 3 SO: 6	BB: 0 IBB: 1 HBP: 0 BLK: 0	WP: 0 HR: 1 S: 38 P: 42	ERA: 3.86 WHIP: 0.714	PITCHER Bob Shaw, R <small>ERA: 2.73</small> (8, 1)	IP: 2.0 WLS: 11 BF: 3	H: 1 R: 1 ER: 1 SO: 0	BB: 2 IBB: 0 HBP: 0 BLK: 0	WP: 0 HR: 0 S: 9 P: 17	ERA: 4.50 WHIP: 2.500											

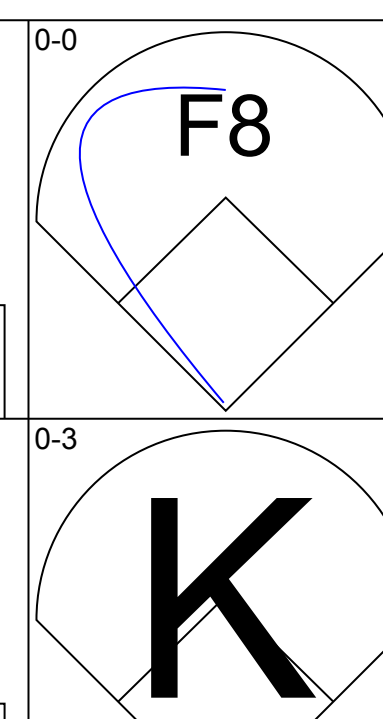
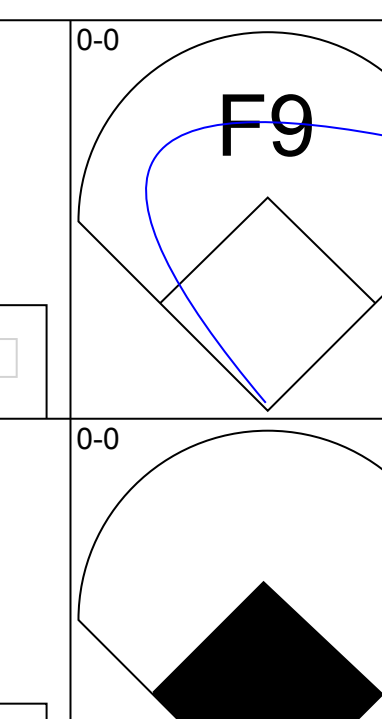
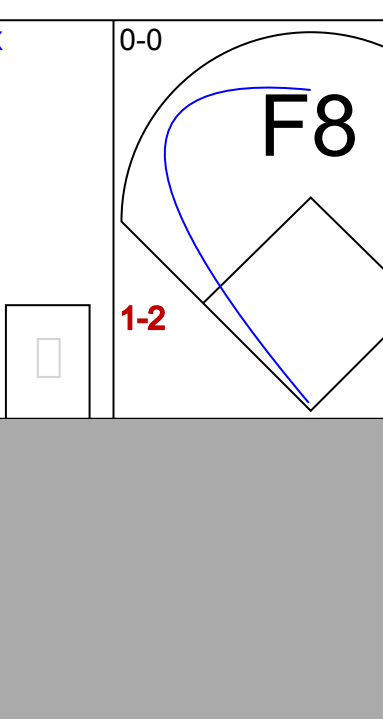
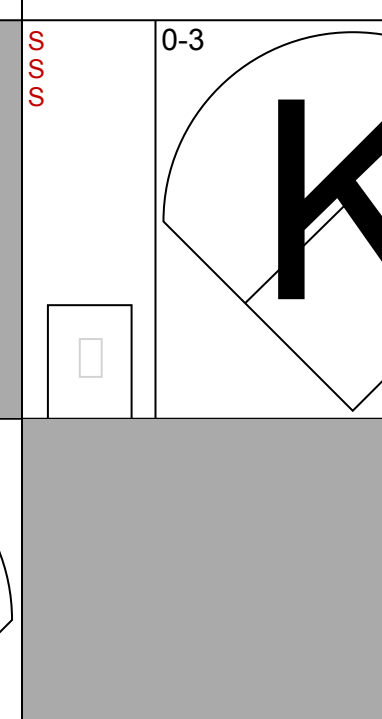
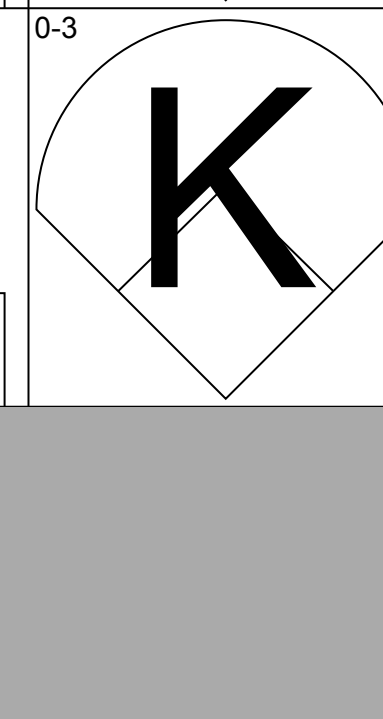
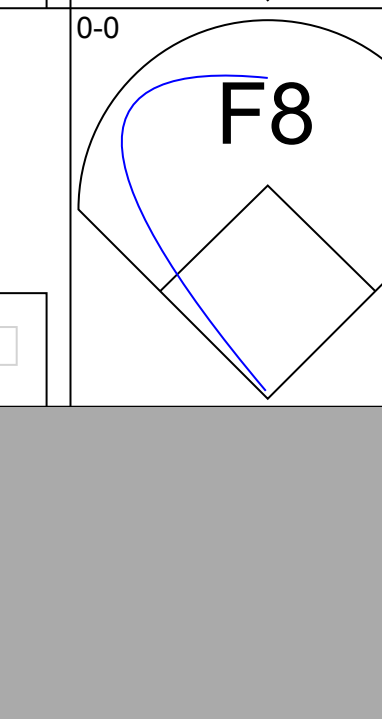
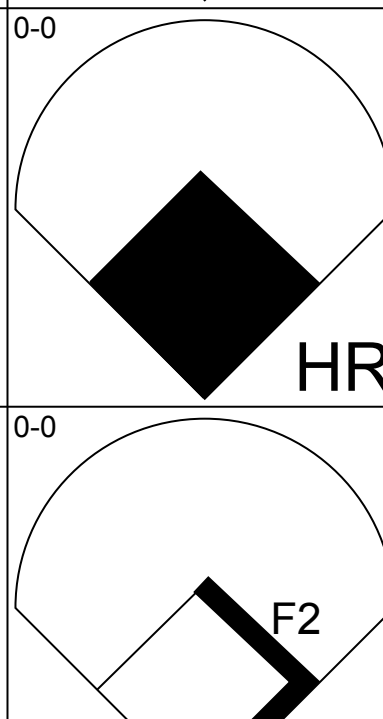
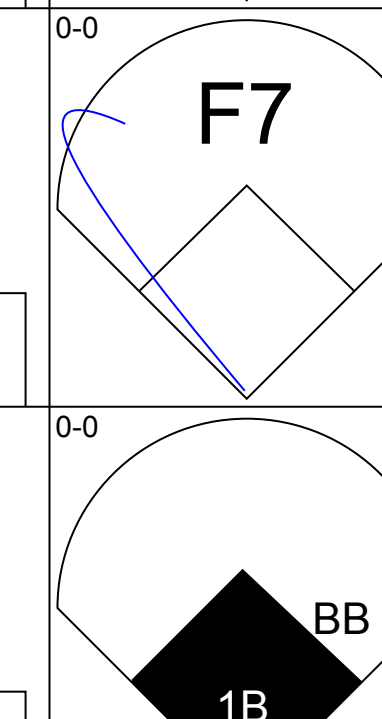


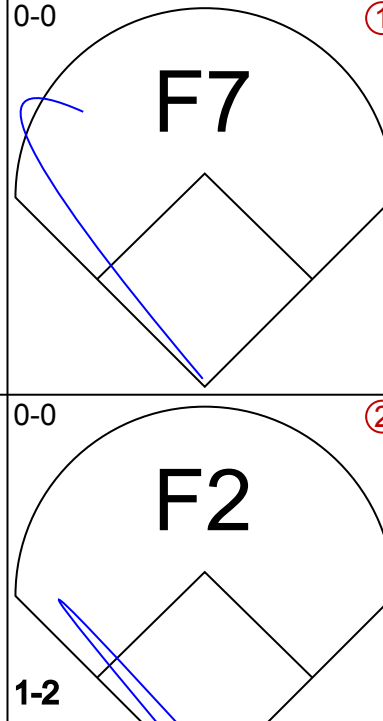
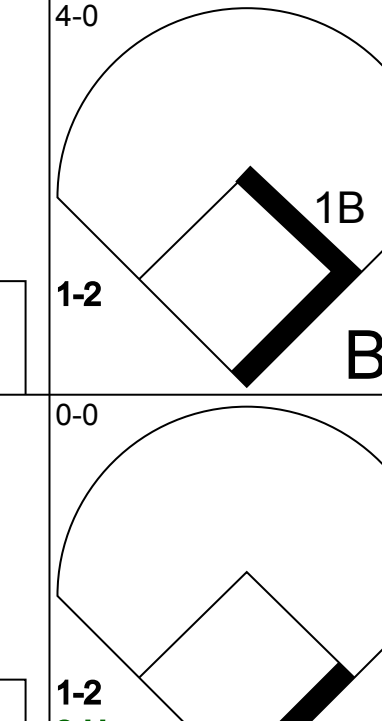
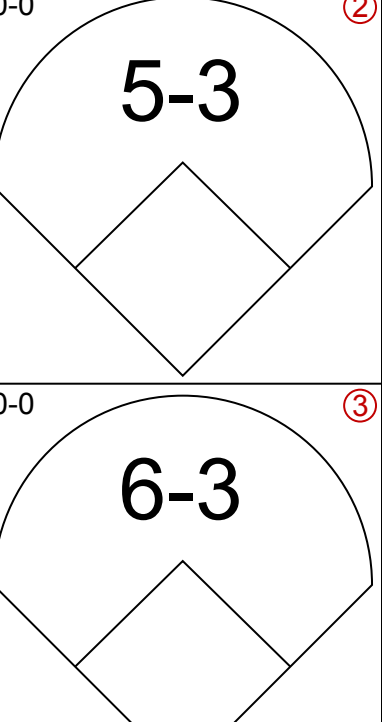
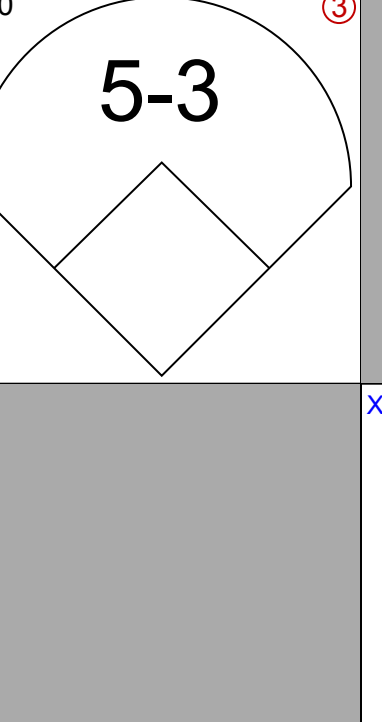
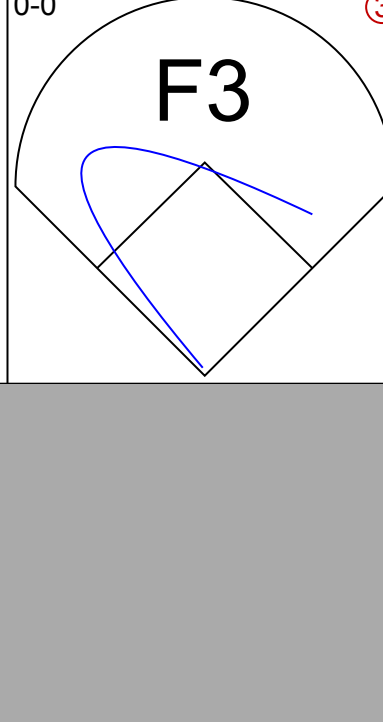
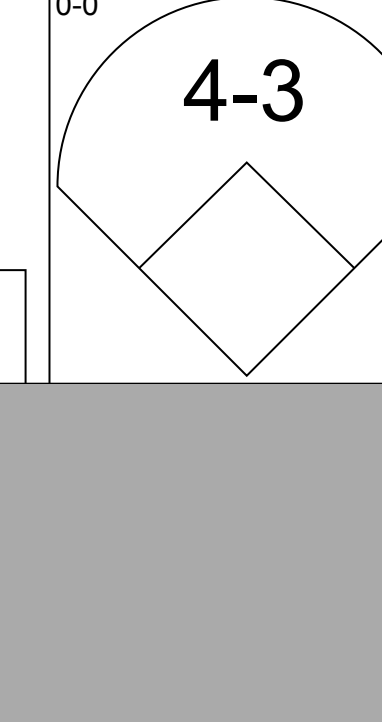

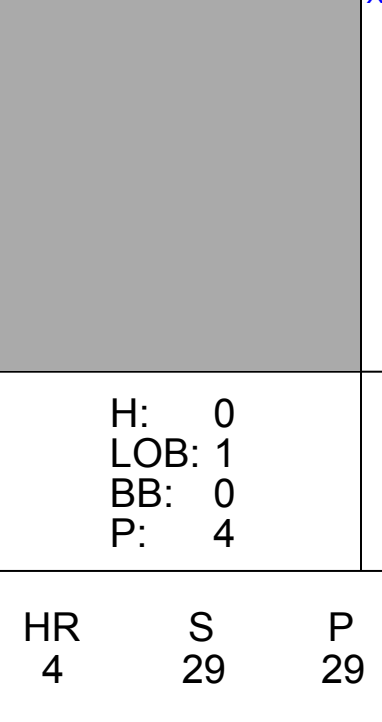
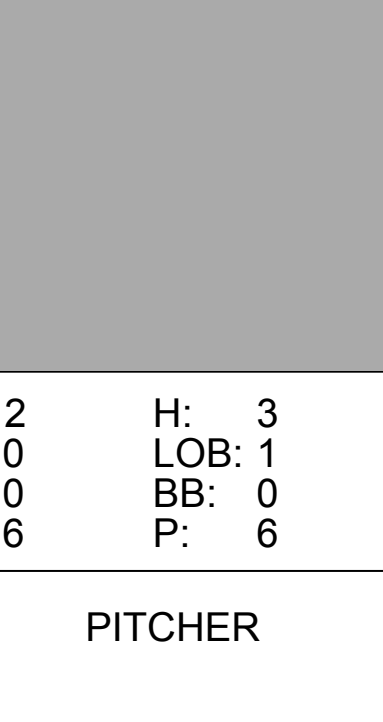
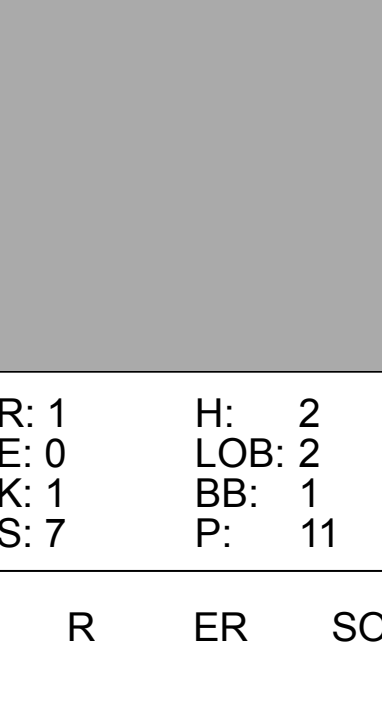




Batter	1	2	3	4	5	6	7	8	9	AB	R	H	RBI	BB	SO	LOB	BOTTOM	
Ty Cline, L <small>OBP: 0.284, SLG: 0.248</small> (1, 8)										5	1	2	1	0	0	2	San Francisco Giants @ Milwaukee Braves Milwaukee County Stadium, Milwaukee, WI Wed Sep 18 1963, 4:33 AM EDT Att: 3,865 - Unknown livebaseballscorecards.com	
Len Gabrielson, L <small>OBP: 0.250, SLG: 0.321</small> Bob Shaw, R <small>OBP: 0.200, SLG: 0.122</small> (1, 7)										4	1	1	1	0	0	3		
Hank Aaron, R <small>OBP: 0.393, SLG: 0.589</small> (1, 9)										4	0	2	1	0	1	0		
Eddie Mathews, L <small>OBP: 0.401, SLG: 0.447</small> (1, 5)										4	0	1	1	0	0	2		
Joe Torre, R <small>OBP: 0.354, SLG: 0.434</small> Woody Woodward, R <small>OBP: 0.262, SLG: 0.295</small> Tommie Aaron, R <small>OBP: 0.262, SLG: 0.295</small> (1, 2)										4	0	2	0	0	0	2		
Gene Oliver, R <small>OBP: 0.323, SLG: 0.434</small> (1, 3)										4	0	0	0	0	2	3		
Denis Menke, R <small>OBP: 0.291, SLG: 0.350</small> (1, 4)										3	1	0	0	1	1	2		
Roy McMillan, R <small>OBP: 0.295, SLG: 0.331</small> (1, 6)										3	2	3	2	1	0	0		
Bob Sadowski, R <small>OBP: 0.086, SLG: 0.059</small> Don Dillard, L <small>OBP: 0.307, SLG: 0.374</small> Del Crandall, R <small>OBP: 0.252, SLG: 0.252</small> (1, 1)										2	0	0	0	0	1	2		
Inning Stats	R: 1 E: 1 K: 0 S: 5	H: 2 LOB: 1 BB: 0 P: 5	R: 0 E: 0 K: 1 S: 6	H: 1 LOB: 1 BB: 0 P: 6	R: 0 E: 0 K: 0 S: 3	H: 0 LOB: 0 BB: 0 P: 3	R: 0 E: 0 K: 2 S: 8	H: 1 LOB: 2 BB: 1 P: 12	R: 0 E: 0 K: 1 S: 7	H: 2 LOB: 2 BB: 0 P: 7	R: 2 E: 0 K: 0 S: 6	H: 3 LOB: 1 BB: 0 P: 6	R: 3 E: 0 K: 2 S: 9	H: 3 LOB: 2 BB: 2 P: 17	1B: 10 2B: 3 3B: 0 HR: 0	SF: 0 SAC: 0 DP: 1 HBP: 0		WP: 0 PB: 0 SB: 0 CS: 0
PITCHER Jack Sanford, R <small>ERA: 3.53</small> Jim Duffalo, R <small>ERA: 3.07</small> Billy O'Dell, L <small>ERA: 3.15</small> Bob Garibaldi, R <small>ERA: 1.5</small> (1, 1)	IP: 6.0 WLS: 5 BF: 3	H: 2 R: 2 ER: 2 SO: 0	BB: 0 IBB: 0 HBP: 0 BLK: 0	WP: 0 HR: 0 S: 5 P: 5	ERA: 1.50 WHIP: 1.167	PITCHER Jim Duffalo, R <small>ERA: 3.07</small> Billy O'Dell, L <small>ERA: 3.15</small> Bob Garibaldi, R <small>ERA: 1.5</small> (7, 1)	IP: 0.2 WLS: 7 BF: 3	H: 3 R: 3 ER: 3 SO: 1	BB: 1 IBB: 1 HBP: 0 BLK: 0	WP: 0 HR: 0 S: 7 P: 15	ERA: 27.00 WHIP: 4.500	PITCHER Bob Garibaldi, R <small>ERA: 1.5</small> (8, 1)	IP: 0.2 WLS: 1 BF: 0	H: 0 R: 0 ER: 0 SO: 1	BB: 0 IBB: 0 HBP: 0 BLK: 0	WP: 0 HR: 0 S: 3 P: 3	ERA: 0.00 WHIP: 0.000	

Batter	1	2	3	4	5	6	7	8	9	AB	R	H	RBI	BB	SO	LOB	TOP			
Ed Kranepool, L (1,9) OBP: 0.291, SLG: 0.281										4	0	0	0	0	1	2				
Pumpsie Green, S (1,5) OBP: 0.451, SLG: 0.450								 1B		4	1	1	0	0	1	0				
Ron Hunt, R (1,4) OBP: 0.335, SLG: 0.393								 1H		4	1	1	2	0	0	0				
Tim Harkness, L (1,3) OBP: 0.291, SLG: 0.336										4	0	0	0	0	1	0				
Frank Thomas, R (1,7) OBP: 0.317, SLG: 0.398		 1B								4	0	1	0	0	0	0				
Duke Carmel, L (1,8) OBP: 0.320, SLG: 0.348		 1B								4	0	1	0	0	1	0				
Chris Cannizzaro, R (1,2) OBP: 0.289, SLG: 0.296					 1B		 2B			4	1	1	0	0	2	2				
Al Moran, R (1,6) OBP: 0.271, SLG: 0.225							 1H			2	0	1	0	0	0	2				
Joe Hicks, L (7,PH) OBP: 0.296, SLG: 0.413										1	0	1	1	0	0	0				
Chico Fernandez, R (7,6) OBP: 0.250, SLG: 0.244					 1-2					1	0	1	0	0	0	0				
Carl Willey, R (1,1) OBP: 0.130, SLG: 0.154										2	0	0	0	0	0	2				
Jesse Gonder, L (7,PH) OBP: 0.327, SLG: 0.459										1	0	0	0	0	1	1				
Galen Cisco, R (7,1) OBP: 0.209, SLG: 0.158										0	0	0	0	0	0	0				
Duke Snider, L (9,PH) OBP: 0.349, SLG: 0.407										1	0	0	0	0	0	1				
Inning Stats	R: 0 E: 0 K: 1 S: 5	H: 0 LOB: 0 BB: 0 P: 5	R: 0 E: 0 K: 1 S: 7	H: 2 LOB: 2 BB: 0 P: 7	R: 0 E: 0 K: 0 S: 3	H: 0 LOB: 0 BB: 0 P: 3	R: 0 E: 0 K: 1 S: 5	H: 0 LOB: 0 BB: 0 P: 5	R: 0 E: 0 K: 1 S: 7	H: 2 LOB: 2 BB: 0 P: 7	R: 1 E: 1 K: 1 S: 7	H: 1 LOB: 1 BB: 0 P: 7	R: 2 E: 0 K: 0 S: 5	H: 2 LOB: 0 BB: 0 P: 5	R: 0 E: 0 K: 1 S: 6	H: 1 LOB: 1 BB: 0 P: 6	1B: 6 2B: 1 3B: 0 HR: 1	SF: 0 SAC: 0 DP: 0 HBP: 0	WP: 0 PB: 0 SB: 0 CS: 0	PA: 36
PITCHER	IP WLS BF H R ER SO BB IBB HBP BLK WP HR S P ERA WHIP																			
Juan Marichal, R (1,1) ERA: 2.4	9.0 W 36 8 3 2 7 0 0 0 0 0 1 50 50 2.00 0.889																			

New York Mets @ San Francisco Giants
Candlestick Park, San Francisco, CA
Fri Sep 20 1963, 10:05 PM EDT
Att: 9,326 - Unknown

AB	36
R	3
H	8
RBI	3
BB	0
SO	7
LOB	10



Batter	1	2	3	4	5	6	7	8	9	AB	R	H	RBI	BB	SO	LOB	BOTTOM			
Harvey Kuenn, R (1,5) OBP: 0.359, SLG: 0.382					 1-2					4	0	0	0	0	1	1				
Jesus Alou, R (9,7) OBP: 0.267, SLG: 0.333										0	0	0	0	0	0	0				
Willie McCovey, L (1,7) OBP: 0.350, SLG: 0.557										4	2	2	2	0	2	0				
Ernie Bowman, R (9,4) OBP: 0.184, SLG: 0.211										0	0	0	0	0	0	0				
Orlando Cepeda, R (1,3) OBP: 0.366, SLG: 0.571										4	1	1	1	0	1	0				
Willie Mays, R (1,8) OBP: 0.375, SLG: 0.573		 2B		 FC6-4		 1B		 1B		4	2	3	0	0	0	0				
Ed Bailey, L (1,2) OBP: 0.366, SLG: 0.479		 2H						 BB		3	1	1	2	1	0	2				
Felipe Alou, R (1,9) OBP: 0.322, SLG: 0.476				 1-2		 1-2		 1-2 2H		4	0	1	1	0	0	2				
Jim Davenport, R (1,4) OBP: 0.295, SLG: 0.327										4	0	0	0	0	0	4				
Jose Pagan, R (1,6) OBP: 0.274, SLG: 0.298										3	0	0	0	0	0	0				
Juan Marichal, R (1,1) OBP: 0.182, SLG: 0.206					1B					3	0	1	0	0	0	0				
Inning Stats	R: 0 E: 0 K: 2 S: 7	H: 0 LOB: 0 BB: 0 P: 7	R: 2 E: 0 K: 0 S: 5	H: 2 LOB: 0 BB: 0 P: 5	R: 1 E: 0 K: 0 S: 4	H: 1 LOB: 0 BB: 0 P: 4	R: 0 E: 0 K: 0 S: 4	H: 0 LOB: 1 BB: 0 P: 4	R: 0 E: 0 K: 0 S: 3	H: 1 LOB: 0 BB: 0 P: 3	R: 2 E: 0 K: 0 S: 6	H: 3 LOB: 1 BB: 0 P: 6	R: 0 E: 0 K: 1 S: 5	H: 0 LOB: 0 BB: 0 P: 5	R: 1 E: 0 K: 1 S: 7	H: 2 LOB: 2 BB: 1 P: 11	1B: 4 2B: 1 3B: 0 HR: 4	SF: 0 SAC: 0 DP: 0 HBP: 0	WP: 0 PB: 0 SB: 0 CS: 1	PA: 34
PITCHER	IP WLS BF H R ER SO BB IBB HBP BLK WP HR S P ERA WHIP																			
Carl Willey, R (1,1) ERA: 3.07	6.0 L 25 7 5 2 2 0 0 0 0 0 4 29 29 7.50 1.167																			
Galen Cisco, R (7,1) ERA: 4.13	2.0 9 2 1 1 2 1 0 0 0 0 0 0 12 16 4.50 1.500																			

New York Mets @ San Francisco Giants
Candlestick Park, San Francisco, CA
Fri Sep 20 1963, 10:05 PM EDT
Att: 9,326 - Unknown


AB	33
R	6
H	9
RBI	6
BB	1
SO	4
LOB	9



Batter	1	2	3	4	5	6	7	8	9	AB	R	H	RBI	BB	SO	LOB	TOP										
Joe Christopher, R (1, 9) OBP: 0.307, SLG: 0.307 Rod Kanehl, R (8, 9) OBP: 0.265, SLG: 0.286	0-0 1B 2B	0-0 F6	0-0 F6	4-0 3B BB	0-0 3B BB	0-0 3B BB	0-0 F9	0-0 F9	0-0 F9	3	2	1	0	1	0	1											
Dick Smith, R (1, 8) OBP: 0.306, SLG: 0.281	0-0 1-3		0-0 1-3	0-0 3B	0-0 3B	0-0 3B	0-0 1-3			4	0	1	3	0	0	1											
Ron Hunt, R (1, 4) OBP: 0.336, SLG: 0.394	0-0 2H 1B		0-0 6-3	0-0 F8	0-0 F8	0-0 F8	0-0 FC6-4 1B			4	0	2	1	0	0	1											
Frank Thomas, R (1, 3) OBP: 0.314, SLG: 0.394 Tim Harkness, L (8, 3) OBP: 0.291, SLG: 0.336	0-0 F7		0-0 F7	0-0 F7	0-0 F8	0-0 F8	0-0 FC6-4			4	0	0	0	0	0	2											
Jim Hickman, R (1, 7) OBP: 0.291, SLG: 0.398	4-0 BB		0-0 6-3	0-0 6-3	0-0 6-3	0-0 6-3	0-0 6-3			2	0	0	0	2	0	0											
Chico Fernandez, R (1, 6) OBP: 0.250, SLG: 0.244 Al Moran, R (8, 6) OBP: 0.271, SLG: 0.225	0-3 K		0-0 K	0-0 1B 1B	0-3 K	0-3 K	0-0 4-3			4	1	1	0	0	2	3											
Pumpsie Green, S (1, 5) OBP: 0.444, SLG: 0.442 Ted Schreiber, R (6, 5) OBP: 0.236, SLG: 0.160		0-3 K	0-0 K	0-0 BB 1B 3B 1B	0-0 4-3	0-0 4-3	0-3 K			3	1	1	0	0	1	0											
Norm Sherry, R (1, 2) OBP: 0.206, SLG: 0.190	0-0 F4		0-0 F4	0-0 BB 3B 1B	0-3 K	0-3 K	0-0 F7			4	1	1	1	0	1	0											
Al Jackson, L (1, 1) OBP: 0.197, SLG: 0.216 Larry Bearnarth, R (9, 1) OBP: 0.172, SLG: 0.179	0-0 2B		0-0 2B	0-0 F9	0-0 F9	0-0 F7	0-0 F7	0-3 K		4	0	1	0	0	1	2											
Inning Stats	R: 1 E: 0 K: 1 S: 7	H: 2 LOB: 2 BB: 1 P: 11	R: 0 E: 0 K: 1 S: 6	H: 1 LOB: 1 BB: 0 P: 6	R: 0 E: 0 K: 0 S: 3	H: 0 LOB: 0 BB: 0 P: 3	R: 4 E: 0 K: 0 S: 7	H: 4 LOB: 1 BB: 1 P: 11	R: 0 E: 0 K: 1 S: 4	H: 0 LOB: 0 BB: 1 P: 8	R: 0 E: 0 K: 0 S: 5	H: 0 LOB: 0 BB: 0 P: 5	R: 0 E: 0 K: 0 S: 4	H: 1 LOB: 1 BB: 0 P: 4	R: 0 E: 0 K: 1 S: 5	H: 0 LOB: 0 BB: 0 P: 5	R: 0 E: 0 K: 1 S: 5	H: 0 LOB: 0 BB: 0 P: 5	1B: 5 2B: 2 3B: 1 HR: 0	SF: 0 SAC: 0 DP: 0 HBP: 0	WP: 0 PB: 0 SB: 0 CS: 1	PA: 37					
PITCHER	IP	WLS	BF	H	R	ER	SO	BB	IBB	HBP	BLK	WP	HR	S	P	ERA	WHIP										
Billy O'Dell, L (1, 1) ERA: 3.31	3.2	L	20	7	5	5	2	2	0	0	0	0	0	22	30	12.27	2.455										
Ron Herbel, R (4, 1) ERA: 6.75	0.1		1	0	0	0	0	0	0	0	0	0	0	1	1	0.00	0.000										
Gaylord Perry, R (5, 1) ERA: 4.14	2.0		6	0	0	0	2	1	0	0	0	0	0	9	13	0.00	0.500										
Jim Duffalo, R (7, 1) ERA: 2.99	2.0		7	1	0	0	1	0	0	0	0	0	0	9	9	0.00	0.500										
Don Larsen, R (9, 1) ERA: 2.7	1.0		3	0	0	0	1	0	0	0	0	0	0	5	5	0.00	0.000										
Batter	1	2	3	4	5	6	7	8	9	AB	R	H	RBI	BB	SO	LOB	BOTTOM										
Harvey Kuenn, R (1, 5) OBP: 0.355, SLG: 0.378	0-0 6-3		0-0 5-3	0-0 SF9	0-0 4-3	0-0 4-3	0-0 F9			4	0	0	1	0	0	0											
Willie McCovey, L (1, 7) OBP: 0.351, SLG: 0.556	0-0 FC6-4 BB 1B		0-0 1B	0-3 K	0-0 1-3	0-0 1-3	0-0 F9			5	0	2	0	0	1	2											
Orlando Cepeda, R (1, 3) OBP: 0.367, SLG: 0.570	4-0 FC6-4 BB		0-0 F6	0-3 K	0-3 K	0-0 5-3	0-0 5-3			4	1	1	0	1	1	1											
Willie Mays, R (1, 8) OBP: 0.377, SLG: 0.574	0-0 FC6-4		0-0 1B	0-0 6-3	0-0 6-3	0-0 6-3	0-0 E6 1B			5	0	3	1	0	0	2											
Felipe Alou, R (1, 9) OBP: 0.321, SLG: 0.473	0-0 FC6-4		0-0 5-3	0-0 E5 1B	0-0 E5	0-0 F7	0-0 F7			5	1	1	0	0	0	5											
Jim Davenport, R (1, 4) OBP: 0.296, SLG: 0.329 Matty Alou, L (9, FH) OBP: 0.182, SLG: 0.162	0-0 6-3		0-0 6-3	0-0 HBP E SF9 1B	0-0 2B 1B	0-0 E6	0-0 E6			4	2	2	1	0	0	1											
Ed Bailey, L (1, 2) OBP: 0.368, SLG: 0.483	0-0 FC5-4 1B		0-0 K	0-3 K	0-0 2B	0-0 2B	0-0 F7			4	0	2	1	0	1	1											
Jose Pagan, R (1, 6) OBP: 0.271, SLG: 0.295	0-0 FC5-4		0-0 E5	0-0 E5	0-0 F8	0-0 F8	0-0 5-3			4	0	0	0	0	0	3											
Billy O'Dell, S (1, 1) OBP: 0.218, SLG: 0.216 Ron Pietret, R (4, PH) OBP: 0.223, SLG: 0.278 Jesus Alou, R (5, PH) OBP: 0.223, SLG: 0.278 Gaylord Perry, R (5, PH) OBP: 0.223, SLG: 0.278 Jose Cardenal, R (5, PH) OBP: 0.223, SLG: 0.278 Jim Duffalo, R (7, PH) OBP: 0.223, SLG: 0.278 Cap Peterson, R (8, PH) OBP: 0.223, SLG: 0.278 Don Larsen, R (9, PH) OBP: 0.223, SLG: 0.278	0-0 F6		0-0 F6	1-0 HBP	0-0 F8	0-0 F8	0-3 K			1	0	0	0	0	0	1											
Inning Stats	R: 0 E: 0 K: 0 S: 4	H: 1 LOB: 2 BB: 1 P: 8	R: 0 E: 0 K: 0 S: 4	H: 1 LOB: 1 BB: 0 P: 4	R: 0 E: 0 K: 0 S: 5	H: 2 LOB: 2 BB: 0 P: 5	R: 1 E: 1 K: 2 S: 9	H: 1 LOB: 2 BB: 0 P: 10	R: 2 E: 1 K: 1 S: 8	H: 2 LOB: 1 BB: 0 P: 8	R: 0 E: 0 K: 0 S: 3	H: 0 LOB: 0 BB: 0 P: 3	R: 0 E: 1 K: 0 S: 4	H: 1 LOB: 1 BB: 0 P: 4	R: 0 E: 0 K: 1 S: 5	H: 0 LOB: 0 BB: 0 P: 5	R: 0 E: 0 K: 0 S: 6	H: 3 LOB: 2 BB: 0 P: 6	1B: 9 2B: 2 3B: 0 HR: 0	SF: 1 SAC: 0 DP: 0 HBP: 1	WP: 0 PB: 0 SB: 0 CS: 0	PA: 42					
PITCHER	IP	WLS	BF	H	R	ER	SO	BB	IBB	HBP	BLK	WP	HR	S	P	ERA	WHIP										
Al Jackson, L (1, 1) ERA: 4.05	8.2	W	41	11	4	1	4	1	0	1	0	0	0	47	52	1.04	1.385										
Larry Bearnarth, R (9, 1) ERA: 3.19	0.1	S	1	0	0	0	0	0	0	0	0	0	0	1	1	0.00	0.000										


New York Mets @ San Francisco Giants
Candlestick Park, San Francisco, CA
Sat Sep 21 1963, 6:33 AM EDT
Att: 10,245 - Unknown

AB 34
R 5
H 8
RBI 5
BB 3
SO 6
LOB 10



New York Mets @ San Francisco Giants
Candlestick Park, San Francisco, CA
Sat Sep 21 1963, 6:33 AM EDT
Att: 10,245 - Unknown

AB 39
R 4
H 11
RBI 4
BB 1
SO 4
LOB 18



Batter	1	2	3	4	5	6	7	8	9	AB	R	H	RBI	BB	SO	LOB	TOP																				
Chico Fernandez, R OBP: 0.249, SLG: 0.243 (1, 6)	F7		F9				F4		F9	5	0	1	1	0	0	1	New York Mets @ San Francisco Giants Candlestick Park, San Francisco, CA Sun Sep 22 1963, 6:33 AM EDT Att: 14,735 - Unknown AB 34 R 4 H 7 RBI 3 BB 2 SO 3 LOB 14																				
Tim Harkness, L OBP: 0.291, SLG: 0.335 Dick Smith, R OBP: 0.306, SLG: 0.281 (1, 3) (8, 3)	4-3				4-3		4-3		4-3	4	0	1	0	0	0	1																					
Ron Hunt, R OBP: 0.335, SLG: 0.395 Rod Kanehl, R OBP: 0.265, SLG: 0.286 (1, 4) (8, PR) (8, 4)	5-3									4	0	1	0	0	1	1																					
Duke Snider, L OBP: 0.406, SLG: 0.406 Ed Bauta, R OBP: 0.306, SLG: 0.306 Joe Christopher, R OBP: 0.333, SLG: 0.200 Grover Powell, L OBP: 0.333, SLG: 0.200 Larry Bearmarth, R OBP: 0.172, SLG: 0.179 Jesse Gonder, L OBP: 0.197, SLG: 0.216 Al Jacobs, R OBP: 0.152, SLG: 0.090 (1, 7) (3, 1) (4, PR) (4, 1) (8, 1) (8, PR) (8, 1) (8, 1)		K			3-1					1	0	0	0	0	1	0																					
Joe Hicks, L OBP: 0.288, SLG: 0.401 (1, 8) (4, 7)	4-3				4-3					4	0	0	0	0	0	3																					
Pumpsie Green, S OBP: 0.448, SLG: 0.478 (1, 5)	F7									3	1	1	0	1	0	2																					
Ed Kranepool, L OBP: 0.251, SLG: 0.286 (1, 9)										3	0	1	1	0	0	2																					
Choo-Choo Coleman, L OBP: 0.269, SLG: 0.218 (1, 2)										4	1	1	0	0	0	1																					
Jay Hook, L OBP: 0.268, SLG: 0.263 Galen Cisco, R OBP: 0.209, SLG: 0.158 Cleon Jones, R OBP: 0.100, SLG: 0.100 (1, 1) (2, 1) (3, PH) (3, 7) (4, 8)										0	0	0	0	0	0	0																					
Inning Stats	R: 0 E: 0 K: 0 S: 3	H: 0 LOB: 0 BB: 0 P: 3	R: 0 E: 0 K: 1 S: 5	H: 0 LOB: 0 BB: 0 P: 5	R: 0 E: 0 K: 0 S: 4	H: 1 LOB: 1 BB: 0 P: 4	R: 0 E: 0 K: 1 S: 6	H: 1 LOB: 1 BB: 0 P: 6	R: 2 E: 0 K: 0 S: 6	H: 3 LOB: 1 BB: 0 P: 6	R: 0 E: 0 K: 1 S: 6	H: 0 LOB: 0 BB: 0 P: 10	R: 0 E: 0 K: 0 S: 3	H: 0 LOB: 0 BB: 0 P: 3	R: 1 E: 1 K: 0 S: 4	H: 1 LOB: 2 BB: 1 P: 8		R: 1 E: 1 K: 0 S: 4	H: 1 LOB: 0 BB: 0 P: 4	1B: 4 2B: 2 3B: 1 HR: 0	SF: 1 SAC: 0 DP: 0 HBP: 0	WP: 1 PA: 37 PB: 0 SB: 0 CS: 0															
PITCHER	IP	WLS	BF	H	R	ER	SO	BB	IBB	HBP	BLK	WP	HR	S	P	ERA		WHIP	PITCHER		IP	WLS	BF	H	R	ER	SO	BB	IBB	HBP	BLK	WP	HR	S	P	ERA	WHIP
Bobby Bolin, R ERA: 3.15 Bob Garibaldi, R ERA: 1.13 (1, 1) (8, 1)	7.0	W	28	5	2	2	3	1	0	0	0	1	0	33	37	2.57		0.857			2.0	S	9	2	2	0	0	1	0	0	0	0	0	8	12	0.00	1.500

Batter	1	2	3	4	5	6	7	8	9	AB	R	H	RBI	BB	SO	LOB	BOTTOM																				
Harvey Kuenn, R OBP: 0.353, SLG: 0.375 Ernie Bowman, R OBP: 0.181, SLG: 0.208 (1, 5) (4, 5)	5-3	5-3	F4		FC5-4	E5				3	0	0	0	0	0	2	New York Mets @ San Francisco Giants Candlestick Park, San Francisco, CA Sun Sep 22 1963, 6:33 AM EDT Att: 14,735 - Unknown AB 37 R 13 H 16 RBI 12 BB 4 SO 1 LOB 10																				
Chuck Hiller, L OBP: 0.282, SLG: 0.300 (1, 4)										5	2	2	1	0	0	2																					
Willie McCovey, L OBP: 0.354, SLG: 0.574 Norm Larker, L OBP: 0.292, SLG: 0.224 (1, 7) (6, 3) (9, 3)										4	4	3	5	0	0	0																					
Willie Mays, R OBP: 0.379, SLG: 0.579 Matty Alou, L OBP: 0.176, SLG: 0.160 (1, 8) (7, 7)										3	2	2	1	1	0	0																					
Orlando Cepeda, R OBP: 0.367, SLG: 0.569 Jesus Alou, R OBP: 0.389, SLG: 0.412 (1, 3) (6, 7) (7, 9)										3	0	1	0	0	1	0																					
Felipe Alou, R OBP: 0.323, SLG: 0.479 (1, 9) (7, 8)										4	2	2	2	0	0	1																					
Tom Haller, L OBP: 0.333, SLG: 0.436 (1, 2)										5	1	2	1	0	0	1																					
Jose Pagan, R OBP: 0.277, SLG: 0.300 (1, 6)										3	1	2	1	2	0	0																					
Bobby Bolin, R OBP: 0.244, SLG: 0.222 Bob Garibaldi, L (1, 1) (8, 1)										1	0	0	0	1	0	1																					
Inning Stats	R: 3 E: 0 K: 1 S: 8	H: 4 LOB: 1 BB: 0 P: 9	R: 3 E: 0 K: 0 S: 6	H: 4 LOB: 1 BB: 1 P: 10	R: 1 E: 0 K: 0 S: 5	H: 2 LOB: 1 BB: 0 P: 5	R: 1 E: 0 K: 0 S: 4	H: 1 LOB: 0 BB: 0 P: 4	R: 0 E: 0 K: 0 S: 3	H: 0 LOB: 2 BB: 2 P: 11	R: 5 E: 1 K: 0 S: 8	H: 4 LOB: 2 BB: 1 P: 13	R: 0 E: 0 K: 0 S: 4	H: 1 LOB: 1 BB: 0 P: 4	R: 0 E: 0 K: 0 S: 3	H: 0 LOB: 0 BB: 0 P: 3		1B: 8 2B: 3 3B: 1 HR: 4	SF: 0 SAC: 2 DP: 0 HBP: 2	WP: 0 PA: 45 PB: 0 SB: 0 CS: 0																	
PITCHER	IP	WLS	BF	H	R	ER	SO	BB	IBB	HBP	BLK	WP	HR	S	P	ERA		WHIP	PITCHER		IP	WLS	BF	H	R	ER	SO	BB	IBB	HBP	BLK	WP	HR	S	P	ERA	WHIP
Jay Hook, R ERA: 5.54 Galen Cisco, R ERA: 4.18 Ed Bauta, R ERA: 3.97 Grover Powell, L ERA: 2.54 Larry Bearmarth, R ERA: 3.14 (1, 1) (2, 1) (3, 1) (4, 1) (6, 1)	1.2	L	11	6	5	5	1	0	0	0	0	0	1	2	6	27.00		3.600			1.0		3	0	0	0	0	0	0	0	0	3	3	0.00	0.000		

Batter	1	2	3	4	5	6	7	8	9	AB	R	H	RBI	BB	SO	LOB	TOP
Tony Taylor, R OBP: 0.332, SLG: 0.371 (1, 4)										4	0	2	2	0	0	0	Philadelphia Phillies @ San Francisco Giants Candlestick Park, San Francisco, CA Tue Sep 24 1963, 10:05 PM EDT Att: 8,360 - Unknown
Johnny Callison, L OBP: 0.338, SLG: 0.491 (1, 9)										3	1	1	1	0	1	1	
Wes Covington, L OBP: 0.530, SLG: 0.530 Don Demeter, R OBP: 0.306, SLG: 0.430 (7, 7)										3	0	0	0	0	1	1	
Tony Gonzalez, L OBP: 0.376, SLG: 0.442 (1, 8)										3	0	0	0	1	2	0	
Clay Dalrymple, L OBP: 0.329, SLG: 0.370 (1, 2)										4	1	2	1	0	0	3	
Roy Sievers, R OBP: 0.307, SLG: 0.414 Frank Torre, L OBP: 0.325, SLG: 0.346 (9, 3)										4	0	0	0	0	1	1	
Don Hoak, R OBP: 0.275, SLG: 0.320 (1, 5)										4	1	1	0	0	0	1	
Bobby Wine, R OBP: 0.239, SLG: 0.297 John Hermstein, L OBP: 0.231, SLG: 0.417 Ruben Amaro, R OBP: 0.280, SLG: 0.308 (9, 6)										3	1	1	0	0	1	0	
Dennis Bennett, L OBP: 0.211, SLG: 0.167 Jack Baldschun, R (8, 1)										2	0	0	0	0	2	0	
Inning Stats	R: 0 E: 0 K: 1 S: 5	H: 1 LOB: 0 BB: 0 P: 5	R: 0 E: 0 K: 1 S: 6	H: 1 LOB: 1 BB: 0 P: 6	R: 0 E: 0 K: 1 S: 5	H: 0 LOB: 0 BB: 0 P: 5	R: 0 E: 0 K: 0 S: 3	H: 0 LOB: 0 BB: 0 P: 3	R: 2 E: 0 K: 2 S: 9	H: 2 LOB: 0 BB: 0 P: 9	R: 2 E: 0 K: 1 S: 8	H: 3 LOB: 3 BB: 1 P: 13	R: 1 E: 0 K: 1 S: 6	H: 1 LOB: 0 BB: 0 P: 6	1B: 4 2B: 1 3B: 0 HR: 3	SF: 0 SAC: 1 DP: 1 HBP: 1	
PITCHER	IP WLS BF H R ER SO BB IBB HBP BLK WP HR S P ERA WHIP																
Juan Marichal, R ERA: 2.45 Don Larsen, R ERA: 2.6 (9, 1)	8.0 L 4 1 1 1 1 0 0 0 0 0 1 6 6 4.50 1.000																

AB	33
R	5
H	8
RBI	5
BB	1
SO	10
LOB	9



Batter	1	2	3	4	5	6	7	8	9	AB	R	H	RBI	BB	SO	LOB	BOTTOM		
Harvey Kuenn, R OBP: 0.352, SLG: 0.375 Chuck Hillier, L OBP: 0.262, SLG: 0.300 Jesus Alou, R OBP: 0.368, SLG: 0.389 (8, 7)										3	0	1	0	0	0	1	Philadelphia Phillies @ San Francisco Giants Candlestick Park, San Francisco, CA Tue Sep 24 1963, 10:05 PM EDT Att: 8,360 - Unknown		
Willie McCovey, L OBP: 0.354, SLG: 0.570 Ernie Bowman, R OBP: 0.181, SLG: 0.208 (9, 4)										3	0	0	0	1	3	2			
Orlando Cepeda, R OBP: 0.367, SLG: 0.568 (1, 3)										3	0	1	1	0	1	1			
Willie Mays, R OBP: 0.378, SLG: 0.582 (1, 8)										4	1	1	1	0	0	2			
Felipe Alou, R OBP: 0.321, SLG: 0.475 Don Larsen, R OBP: 0.250, SLG: 0.182 (9, 1)										4	0	0	0	0	0	2			
Jim Davenport, R OBP: 0.298, SLG: 0.330 (8, 5)										4	0	2	0	0	1	2			
Ed Bailey, L OBP: 0.364, SLG: 0.477 (1, 2)										4	0	0	0	0	2	2			
Jose Pagan, R OBP: 0.277, SLG: 0.299 (1, 6)										4	1	1	0	0	1	0			
Juan Marichal, R OBP: 0.188, SLG: 0.211 Jose Cardenal, R OBP: 0.400, SLG: 0.250 (8, 9)										2	0	1	0	0	0	0			
Inning Stats	R: 0 E: 0 K: 2 S: 7	H: 1 LOB: 1 BB: 0 P: 7	R: 0 E: 0 K: 0 S: 3	H: 0 LOB: 0 BB: 0 P: 3	R: 0 E: 0 K: 1 S: 5	H: 0 LOB: 0 BB: 0 P: 5	R: 0 E: 0 K: 1 S: 5	H: 0 LOB: 1 BB: 0 P: 6	R: 0 E: 0 K: 0 S: 3	H: 1 LOB: 1 BB: 0 P: 3	R: 1 E: 0 K: 1 S: 7	H: 2 LOB: 1 BB: 0 P: 7	R: 3 E: 1 K: 1 S: 8	H: 2 LOB: 2 BB: 2 P: 16	R: 0 E: 0 K: 2 S: 7	H: 0 LOB: 0 BB: 0 P: 7		1B: 6 2B: 1 3B: 0 HR: 1	SF: 0 SAC: 0 DP: 1 HBP: 1
PITCHER	IP WLS BF H R ER SO BB IBB HBP BLK WP HR S P ERA WHIP																		
Dennis Bennett, L ERA: 2.69 Jack Baldschun, R ERA: 2.44 (8, 1)	7.1 W 7 1 0 0 3 0 0 0 0 0 0 0 13 13 0.00 0.600																		

AB	33
R	4
H	7
RBI	3
BB	2
SO	9
LOB	13



Batter	1	2	3	4	5	6	7	8	9	AB	R	H	RBI	BB	SO	LOB	TOP										
Tony Taylor, R OBP: 0.331, SLG: 0.369 (1, 4)	0-3 K		0-0 FC6-4 BB		0-0 6-3		0-0 FC4-6 HR		4-0 BB	4	1	0	0	1	1	2											
Johnny Callison, L OBP: 0.341, SLG: 0.499 (1, 9)	0-0 4-3 2B		4-0 1-2 BB			0-0 1B	0-0 HR		0-3 K	4	1	3	2	1	1	1											
Wes Covington, L OBP: 0.357, SLG: 0.526 Ruben Amaro, R OBP: 0.280, SLG: 0.308 (7, PR) (7, 6)	0-0 4-3 2-3		0-0 4-3			0-0 F9	4-0 G1-6-3 BB			3	0	0	0	1	0	4											
Tony Gonzalez, L OBP: 0.374, SLG: 0.439 (1, 8)	0-0 4-3			0-0 F9		0-0 F8	0-0 G1-6-3 1-2			4	0	0	0	0	0	3											
Clay Dalrymple, L OBP: 0.329, SLG: 0.368 (1, 2)		4-0 G6-4-3 BB		0-0 G3		0-0 F9		0-0 F5		3	0	0	0	1	0	1											
Roy Sievers, R OBP: 0.308, SLG: 0.421 Frank Torre, L OBP: 0.325, SLG: 0.346 (1, 3) (8, 3)		0-0 F9		0-0 HR			0-0 1B HR	0-0 F9		4	2	2	1	0	0	1											
Don Hoak, R OBP: 0.275, SLG: 0.320 (1, 5)		0-0 G6-4-3 1-2		0-0 5-3			0-0 1B HR	0-0 6-3		4	1	1	0	0	0	1											
Bobby Wine, R OBP: 0.238, SLG: 0.295 John Herrnstein, L OBP: 0.231, SLG: 0.417 Don Demeter, R OBP: 0.307, SLG: 0.436 (7, PH) (7, PH) (7, 7)			0-0 F9		0-0 F2		0-0 HR	0-0 F9		2	0	0	0	0	0	0											
Ray Culp, R OBP: 0.174, SLG: 0.152 Art Mahaffey, R OBP: 0.220, SLG: 0.265 Jack Baldschun, R (8, 1)				0-0 FC6-4 1B		0-0 4-3		0-0 FC4-6 1B	0-3 K	0	0	0	0	0	0	0											
Inning Stats	R: 0 E: 0 K: 1 S: 6	H: 1 LOB: 1 BB: 0 P: 6	R: 0 E: 0 K: 0 S: 2	H: 0 LOB: 1 BB: 1 P: 6	R: 0 E: 0 K: 0 S: 4	H: 1 LOB: 2 BB: 1 P: 8	R: 1 E: 0 K: 0 S: 4	H: 1 LOB: 0 BB: 0 P: 4	R: 0 E: 0 K: 0 S: 3	H: 0 LOB: 0 BB: 0 P: 3	R: 0 E: 0 K: 0 S: 4	H: 1 LOB: 1 BB: 0 P: 4	R: 5 E: 0 K: 0 S: 7	H: 5 LOB: 1 BB: 1 P: 11	R: 0 E: 0 K: 0 S: 3	H: 0 LOB: 0 BB: 0 P: 3	R: 0 E: 0 K: 2 S: 7	H: 0 LOB: 1 BB: 1 P: 11	1B: 5 2B: 1 3B: 0 HR: 3	SF: 0 SAC: 0 DP: 2 HBP: 0	WP: 0 PB: 0 SB: 0 CS: 0	PA: 38					
PITCHER	IP	WLS	BF	H	R	ER	SO	BB	IBB	HBP	BLK	WP	HR	S	P	ERA	WHIP										
Jack Sanford, R ERA: 3.55 Billy Pierce, L ERA: 4.27 Don Larsen, R ERA: 3.08 Al Stankewitz, L ERA: 3.46 Jim Duffalo, R ERA: 2.91	6.0	L	25	6	3	3	1	2	0	0	0	0	1	25	33	4.50	1.333										

Philadelphia Phillies @ San Francisco Giants
Candlestick Park, San Francisco, CA
Wed Sep 25 1963, 6:33 AM EDT
Att: 4,360 - Unknown

AB	34
R	6
H	9
RBI	6
BB	4
SO	3
LOB	13





Batter	1	2	3	4	5	6	7	8	9	AB	R	H	RBI	BB	SO	LOB	BOTTOM										
Chuck Hillier, L OBP: 0.263, SLG: 0.303 (1, 4)	0-0 HR 1B		0-0 F7		0-0 F4		0-0 2B		0-0 G3	5	1	2	0	0	0	1											
Willie McCovey, L OBP: 0.353, SLG: 0.567 (1, 7)	4-0 1-2 HR BB		0-0 F2		0-3 K		0-0 3-1			3	1	0	0	1	1	2											
Orlando Cepeda, R OBP: 0.367, SLG: 0.571 (1, 3)	0-0 1H 2H HR		0-3 K		0-0 6-3			0-0 F9		4	1	1	3	0	1	0											
Willie Mays, R OBP: 0.382, SLG: 0.592 (1, 8)	0-0 2B		0-0 F9 2B		0-0 G3 SH3-1 1B		0-0 1B 3B			4	1	4	0	0	0	0											
Tom Haller, L OBP: 0.333, SLG: 0.435 (1, 2)	0-3 K		0-0 F9 2-3		0-0 SH3-1		0-0 1B			3	0	1	1	0	1	2											
Felipe Alou, R OBP: 0.319, SLG: 0.472 (1, 9)	0-0 6-3		0-0 F5		0-0 G3		0-0 K			4	0	0	0	0	1	4											
Jim Davenport, R OBP: 0.296, SLG: 0.328 Ed Bailey, L OBP: 0.363, SLG: 0.475 Ernie Bowman, R OBP: 0.181, SLG: 0.208 (1, 5) (6, PH) (9, 5)	0-0 F9			0-0 F9		0-0 F9		0-0 F7		3	0	0	0	0	0	2											
Jose Pagan, R OBP: 0.277, SLG: 0.299 Harvey Kuenn, R OBP: 0.352, SLG: 0.374 (1, 6) (9, PH)		0-0 1B		0-0 F2		0-3 K		0-0 4-3		3	0	1	0	0	1	0											
Jack Sanford, R ERA: 2.97 Billy Pierce, L ERA: 4.03 Don Larsen, R ERA: 2.4 Al Stankewitz, L ERA: 3.46 Matty Alou, L ERA: 2.91 Jim Duffalo, R ERA: 2.91 Jesus Alou, R ERA: 2.91	0.0	W	28	6	1	1	5	0	0	0	0	0	0	0	0	0											
Inning Stats	R: 3 E: 0 K: 1 S: 8	H: 3 LOB: 1 BB: 1 P: 12	R: 0 E: 0 K: 0 S: 4	H: 1 LOB: 1 BB: 0 P: 4	R: 0 E: 0 K: 1 S: 6	H: 1 LOB: 1 BB: 0 P: 6	R: 0 E: 0 K: 0 S: 3	H: 0 LOB: 0 BB: 0 P: 3	R: 0 E: 0 K: 1 S: 5	H: 0 LOB: 0 BB: 0 P: 5	R: 0 E: 0 K: 0 S: 4	H: 1 LOB: 1 BB: 0 P: 4	R: 0 E: 0 K: 2 S: 8	H: 1 LOB: 1 BB: 0 P: 8	R: 1 E: 0 K: 1 S: 7	H: 2 LOB: 1 BB: 0 P: 7	R: 0 E: 0 K: 1 S: 5	H: 0 LOB: 0 BB: 0 P: 5	1B: 4 2B: 3 3B: 1 HR: 1	SF: 0 SAC: 1 DP: 0 HBP: 0	WP: 0 PB: 0 SB: 0 CS: 0	PA: 37					
PITCHER	IP	WLS	BF	H	R	ER	SO	BB	IBB	HBP	BLK	WP	HR	S	P	ERA	WHIP										
Ray Culp, R ERA: 2.97 Art Mahaffey, R ERA: 4.03 Jack Baldschun, R ERA: 2.4	7.1	W	28	6	1	1	5	0	0	0	0	0	0	38	38	1.23	0.818										

Philadelphia Phillies @ San Francisco Giants
Candlestick Park, San Francisco, CA
Wed Sep 25 1963, 6:33 AM EDT
Att: 4,360 - Unknown

AB	35
R	4
H	9
RBI	4
BB	1
SO	7
LOB	13



Batter	1	2	3	4	5	6	7	8	9	AB	R	H	RBI	BB	SO	LOB	TOP				
Tony Taylor, R OBP: 0.330, SLG: 0.368 Cookie Rojas, R OBP: 0.250, SLG: 0.276	0-3 K		0-0 F7		0-0 F9		0-0 F8			1	0	0	0	0	1	0	Philadelphia Phillies @ San Francisco Giants Candlestick Park, San Francisco, CA Thu Sep 26 1963, 6:33 AM EDT Att: 3,691 - Unknown livebaseballscorecards.com AB 30 R 0 H 3 RBI 0 BB 1 SO 4 LOB 10 				
Johnny Callison, L OBP: 0.339, SLG: 0.496	0-0 F2		0-0 1-3		0-0 F9			0-0 G3		4	0	0	0	0	0	1					
Tony Gonzalez, L OBP: 0.373, SLG: 0.438 Dick Allen, R OBP: 0.176, SLG: 0.294	0-0 1-3			0-0 5-3			0-0 2B		0-0 F6		1	0	0	0	0	0					
Roy Sievers, R OBP: 0.306, SLG: 0.418		0-0 F8		0-3 K		0-0 F7		0-0 F5		4	0	0	0	0	1	1					
Don Demeter, R OBP: 0.307, SLG: 0.435		4-0 BB		0-0 F6		0-0 F4				2	0	0	0	1	0	1					
Don Hoak, R OBP: 0.273, SLG: 0.317 Bobby Locke, R OBP: 0.278, SLG: 0.307	0-0 F8				0-3 K		0-0 F9			3	0	0	0	0	1	2					
Bobby Wine, R OBP: 0.239, SLG: 0.296		0-3 K			0-0 G3-6 1B			0-0 5-3		3	0	1	0	0	1	1					
Clay Dalrymple, L OBP: 0.327, SLG: 0.366 Jack Hamilton, R OBP: 0.278, SLG: 0.307			0-0 F4		0-0 G3-6 1-2			0-0 E5		2	0	0	0	0	0	1					
Dallas Green, L OBP: 0.111, SLG: 0.086 Paul Brown, R OBP: 0.500, SLG: 0.500 Earl Averill, R OBP: 0.341, SLG: 0.423					0-0 1B		0-0 F7		0-0 F8		0	0	0	0	0	0					
										1	0	1	0	0	0	0					
										2	0	0	0	0	0	1					
Inning Stats	R: 0 E: 0 K: 1 S: 5	H: 0 LOB: 0 BB: 0 P: 5	R: 0 E: 0 K: 1 S: 5	H: 0 LOB: 1 BB: 1 P: 9	R: 0 E: 0 K: 0 S: 4	H: 1 LOB: 0 BB: 0 P: 4	R: 0 E: 0 K: 1 S: 5	H: 0 LOB: 0 BB: 0 P: 5	R: 0 E: 0 K: 0 S: 3	H: 0 LOB: 0 BB: 0 P: 3	R: 0 E: 1 K: 0 S: 4	H: 0 LOB: 1 BB: 0 P: 4	R: 0 E: 0 K: 0 S: 3	H: 0 LOB: 0 BB: 0 P: 3	R: 0 E: 0 K: 0 S: 3	H: 0 LOB: 0 BB: 0 P: 3		1B: 2 2B: 1 3B: 0 HR: 0	SF: 0 SAC: 0 DP: 1 HBP: 0	WP: 0 PB: 0 SB: 0 CS: 0	PA: 31
PITCHER Billy O'Dell, L ERA: 3.17	IP: 9.0 WLS: W BF: 31 H: 3 R: 0 ER: 0 SO: 4 BB: 1 IBB: 0 HBP: 0 BLK: 0 WP: 0 HR: 0 S: 38 P: 42 ERA: 0.00 WHIP: 0.444																				

Batter	1	2	3	4	5	6	7	8	9	AB	R	H	RBI	BB	SO	LOB	BOTTOM				
Harvey Kuenn, R OBP: 0.356, SLG: 0.377 Jim Davenport, R OBP: 0.295, SLG: 0.327	0-0 1B		0-0 HR 1B		0-0 F9		0-3 K			2	2	2	0	1	0	0	Philadelphia Phillies @ San Francisco Giants Candlestick Park, San Francisco, CA Thu Sep 26 1963, 6:33 AM EDT Att: 3,691 - Unknown livebaseballscorecards.com AB 38 R 10 H 13 RBI 8 SO 4 LOB 18 				
Willie McCovey, L OBP: 0.353, SLG: 0.571 Jesus Alou, R OBP: 0.350, SLG: 0.368	0-0 1B		0-0 HR 1B		0-0 F8		0-0 4-3			5	2	2	3	0	0	3					
Orlando Cepeda, R OBP: 0.365, SLG: 0.569 Norm Larker, L OBP: 0.292, SLG: 0.224	0-0 1B		0-0 F3		0-0 F9			0-0 F8		5	1	1	1	0	0	3					
Willie Mays, R OBP: 0.379, SLG: 0.587 Jose Cardenal, R OBP: 0.400, SLG: 0.250	0-0 E6 1B SF7	0-0 F4	0-0 6-3		0-0 E7 1B		0-0 F6			5	1	0	0	0	0	1					
Ed Bailey, L OBP: 0.366, SLG: 0.485	4-0 1B 1B IBB	0-0 2B 1B	0-0 HR		0-3 K		0-0 F7			4	2	2	1	1	1	1					
Felipe Alou, R OBP: 0.320, SLG: 0.474	0-0 F7	0-0 2B	0-0 F7		0-0 G4-6-3 1B					4	0	2	0	0	0	3					
Chuck Hillier, L OBP: 0.283, SLG: 0.303	0-0 1B 1B E	0-0 4-3		0-0 1-3		0-0 G4-6-3 1-2				4	1	1	1	0	0	4					
Jose Pagan, R OBP: 0.275, SLG: 0.297	0-0 SF7	0-3 K		0-0 1-3			0-0 4-1			3	0	0	1	0	1	2					
Billy O'Dell, S OBP: 0.244, SLG: 0.244	0-0 E 1B		0-0 HR 1B		0-3 K					4	1	3	1	0	1	0					
Inning Stats	R: 6 E: 2 K: 0 S: 10	H: 5 LOB: 3 BB: 2 P: 18	R: 0 E: 0 K: 1 S: 7	H: 2 LOB: 2 BB: 0 P: 7	R: 4 E: 0 K: 0 S: 7	H: 4 LOB: 0 BB: 0 P: 7	R: 0 E: 0 K: 1 S: 5	H: 0 LOB: 0 BB: 0 P: 5	R: 0 E: 0 K: 1 S: 6	H: 1 LOB: 1 BB: 0 P: 6	R: 0 E: 0 K: 1 S: 6	H: 1 LOB: 1 BB: 0 P: 6	R: 0 E: 0 K: 0 S: 3	H: 0 LOB: 0 BB: 0 P: 3	R: 0 E: 0 K: 0 S: 3	H: 0 LOB: 0 BB: 0 P: 3		1B: 9 2B: 2 3B: 0 HR: 2	SF: 1 SAC: 0 DP: 1 HBP: 0	WP: 0 PB: 0 SB: 0 CS: 0	PA: 41
PITCHER Dallas Green, R ERA: 3.23 Paul Brown, R ERA: 4.11 Jack Hamilton, R ERA: 5.4 Bobby Locke, R ERA: 5.91	IP: 0.2 WLS: L BF: 9 H: 5 R: 6 ER: 3 SO: 0 BB: 0 IBB: 1 HBP: 0 BLK: 0 WP: 0 HR: 0 S: 8 P: 12 ERA: 40.50 WHIP: 7.500																				

Batter	1	2	3	4	5	6	7	8	9	AB	R	H	RBI	BB	SO	LOB	TOP			
Bob Bailey, R OBP: 0.303, SLG: 0.328 Gene Alley, R OBP: 0.267, SLG: 0.256	0-0 1B		0-3 K	0-3 K			0-0 6-3	0-0 1B		2	0	1	0	0	1	0	Pittsburgh Pirates @ San Francisco Giants Candlestick Park, San Francisco, CA Fri Sep 27 1963, 10:05 PM EDT Att: 10,725 - Unknown			
Dick Schofield, S OBP: 0.338, SLG: 0.308	0-3 K		4-0 BB 1B	0-3 K			0-0 3-1	0-0 G4-6-3 1B		4	1	0	0	1	2	4				
Roberto Clemente, R OBP: 0.350, SLG: 0.466	0-0 1B		0-0 BB 1B	0-0 F4			0-0 PB S 1B	0-0 FC1-5 1B		5	1	4	0	0	0	0				
Bill Virdon, L OBP: 0.320, SLG: 0.375	0-0 F5		4-0 1B E	0-0 4-3			4-0 BB 1B	0-0 BB FC1-5 1B		3	2	1	0	2	0	1				
Willie Stargell, L OBP: 0.291, SLG: 0.421 Manny Mota, R OBP: 0.316, SLG: 0.336		0-0 HR	0-0 E 4-3 1B	0-0 F6			4-0 BB	0-0 FC1-5 BB 1B		3	2	2	3	1	0	0				
Donn Clendenen, R OBP: 0.327, SLG: 0.432	0-3 K		0-0 E3 4-3 1B	0-0 6-3			0-0 BB	4-0 FC5 1B BB		4	1	0	0	1	1	4				
Bill Mazerolski, R Jerry Lynch, L OBP: 0.330, SLG: 0.462 Johnny Logan, R OBP: 0.325, SLG: 0.254	4-0 BB		0-0 4-3	0-0 F8			0-3 K	0-0 F5		3	0	0	1	1	1	1				
Ron Brand, R OBP: 0.394, SLG: 0.367	0-0 F4		0-0 2H 3H 1B	0-0 4-3			0-0 1B 1B	0-0 1B 2H 3H 1B		5	0	3	3	0	0	1				
Bob Veale, S OBP: 0.160, SLG: 0.130	0-3 K		0-3 K	0-0 6-3			0-0 1B 1B	0-0 FC5		5	0	1	0	0	2	4				
Inning Stats	R: 0 E: 0 K: 1 S: 6	H: 2 LOB: 1 BB: 0 P: 6	R: 1 E: 0 K: 2 S: 8	H: 1 LOB: 1 BB: 1 P: 12	R: 5 E: 1 K: 2 S: 11	H: 3 LOB: 1 BB: 2 P: 19	R: 0 E: 0 K: 2 S: 7	H: 0 LOB: 0 BB: 0 P: 7	R: 0 E: 0 K: 0 S: 3	H: 0 LOB: 0 BB: 0 P: 3	R: 0 E: 0 K: 0 S: 4	H: 1 LOB: 3 BB: 2 P: 12	R: 0 E: 0 K: 1 S: 7	H: 3 LOB: 2 BB: 0 P: 7	R: 2 E: 0 K: 0 S: 6	H: 3 LOB: 2 BB: 1 P: 10		1B: 12 2B: 0 3B: 0 HR: 1	SF: 0 SAC: 0 DP: 1 HBP: 0	WP: 0 PB: 1 SB: 1 CS: 0
PITCHER	IP WLS BF H R ER SO BB IBB HBP BLK WP HR S P ERA WHIP	3.0 L 18 6 6 3 5 3 0 0 0 0 1 25 37 9.00 3.000	1.0 3 0 0 0 2 0 0 0 0 0 0 0 7 7 0.00 0.000	2.0 6 0 0 0 0 0 0 0 0 0 0 0 6 6 0.00 0.000	2.0 11 4 0 0 1 2 0 0 0 0 0 0 11 19 0.00 3.000	0.1 4 2 2 2 0 1 0 0 0 0 0 0 3 7 54.00 9.000	PITCHER	IP WLS BF H R ER SO BB IBB HBP BLK WP HR S P ERA WHIP	0.2 3 3 1 0 0 0 0 0 0 0 0 0 0 3 3 0.00 1.500											

AB	39
R	8
H	13
RBI	7
BB	6
SO	8
LOB	20



Batter	1	2	3	4	5	6	7	8	9	AB	R	H	RBI	BB	SO	LOB	BOTTOM
Harvey Kuenn, R OBP: 0.361, SLG: 0.378	4-0 BB		4-0 BB 1B	0-0 2B 1B			4-0 BB		0-0 F9	2	0	1	1	3	0	0	Pittsburgh Pirates @ San Francisco Giants Candlestick Park, San Francisco, CA Fri Sep 27 1963, 10:05 PM EDT Att: 10,725 - Unknown
Willie McCovey, L OBP: 0.352, SLG: 0.570	0-3 K		0-3 K	0-0 2B			0-0 F2		0-3 K	5	0	1	1	0	3	3	
Orlando Cepeda, R OBP: 0.364, SLG: 0.565	0-3 K		4-0 FC6-4 BB	0-0 6-3			0-3 K		0-0 4-3	4	0	0	0	1	2	3	
Willie Mays, R OBP: 0.380, SLG: 0.586	0-3 K		0-0 FC6-4	0-0 FC5-4 E BB			0-0 G4-6-3 1B			3	0	1	0	1	1	3	
Felipe Alou, R OBP: 0.319, SLG: 0.471		4-0 BB		0-0 F2	0-0 E6 FC5-4		0-0 G4-6-3			3	0	0	0	1	0	2	
Jim Davenport, R OBP: 0.295, SLG: 0.328		0-0 F9		0-0 F8	0-0 FC5-4 FC6-4			0-0 2B		4	0	1	0	0	0	3	
Jose Pagan, R OBP: 0.276, SLG: 0.301		0-3 K		0-0 E 2B	0-0 FC6-4			0-0 1B		4	1	2	0	0	1	2	
Tom Haller, L OBP: 0.333, SLG: 0.432 Frank Linzy, R		0-0 1-3		4-0 E 2B	0-0 4-3			0-0 F6		2	1	0	0	1	0	1	
Jesus Alou, R OBP: 0.333, SLG: 0.350 Al Stanek, L				0-0 1B BB	0-0 K			0-3 K		0	0	0	0	0	0	0	
Bobby Bolin, R Jose Cardenal, R Jim Duffalo, L Cap Peterson, L Gaylord Perry, R Jimmie Coker, R	11.1 3.0 4.1 4.0 9.1 6.0 7.2	0.0 LOB: 1 BB: 1 P: 13	0.0 LOB: 1 BB: 1 P: 9	0.0 LOB: 2 BB: 2 P: 13	0.0 LOB: 2 BB: 1 P: 11	0.0 LOB: 1 BB: 1 P: 7	0.0 LOB: 1 BB: 1 P: 9	0.0 LOB: 0 BB: 0 P: 5	0.0 LOB: 1 BB: 0 P: 6	0.0 LOB: 0 BB: 0 P: 5	1B: 3 2B: 3 3B: 0 HR: 0	SF: 0 SAC: 0 DP: 2 HBP: 0	WP: 0 PB: 0 SB: 0 CS: 0	PA: 39			
PITCHER	IP WLS BF H R ER SO BB IBB HBP BLK WP HR S P ERA WHIP	9.0 W 39 6 3 0 9 7 0 0 0 0 0 50 78 0.00 1.444															

AB	32
R	3
H	6
RBI	2
BB	7
SO	9
LOB	20




Batter	1	2	3	4	5	6	7	8	9	AB	R	H	RBI	BB	SO	LOB	TOP		
Gene Alley, R OBP: 0.265, SLG: 0.255 (1, 5)										4	0	1	0	0	2	2	Pittsburgh Pirates @ San Francisco Giants Candlestick Park, San Francisco, CA Sat Sep 28 1963, 6:33 AM EDT Att: 10,332 - Unknown		
Dick Schofield, S OBP: 0.336, SLG: 0.305 (1, 6)										4	0	0	0	0	0	1			
Roberto Clemente, R OBP: 0.353, SLG: 0.463 (1, 9)										4	0	0	0	0	1	1			
Bill Virdon, L OBP: 0.320, SLG: 0.374 (1, 8)										4	1	1	0	0	0	0			
Willie Stargell, L OBP: 0.291, SLG: 0.429 (1, 7)										4	1	1	2	0	3	1			
Donn Clendenen, R OBP: 0.326, SLG: 0.431 (1, 3)										4	0	1	0	0	1	1			
Bill Mazerowski, R OBP: 0.287, SLG: 0.343 Jerry Lynch, L OBP: 0.329, SLG: 0.460 (0, PH)										3	0	1	0	0	0	0			
Ron Brand, R OBP: 0.392, SLG: 0.365 (1, 2)										3	0	1	0	0	0	1			
Joe Gibbon, R OBP: 0.114, SLG: 0.093 (1, 1)										3	0	1	0	0	0	0			
Inning Stats	R: 0 E: 0 K: 0 S: 3	H: 1 LOB: 0 BB: 0 P: 3	R: 2 E: 1 K: 1 S: 9	H: 3 LOB: 2 BB: 0 P: 9	R: 0 E: 0 K: 1 S: 5	H: 0 LOB: 0 BB: 0 P: 5	R: 0 E: 0 K: 1 S: 6	H: 1 LOB: 1 BB: 0 P: 6	R: 0 E: 0 K: 0 S: 3	H: 0 LOB: 0 BB: 0 P: 3	R: 0 E: 0 K: 0 S: 8	H: 1 LOB: 1 BB: 0 P: 8	R: 0 E: 0 K: 0 S: 3	H: 0 LOB: 0 BB: 0 P: 3	R: 0 E: 0 K: 1 S: 5	H: 1 LOB: 1 BB: 0 P: 6		1B: 6 2B: 0 3B: 0 HR: 1	SF: 0 SAC: 0 DP: 1 HBP: 0
PITCHER Juan Marichal, R ERA: 2.41 (1, 1)	IP: 9.0 WLS: W BF: 34 H: 7 R: 2 ER: 1 SO: 7 BB: 0 IBB: 0 HBP: 0 BLK: 0 WP: 0 HR: 1 S: 48 P: 48 ERA: 1.00 WHIP: 0.778															PITCHER IP: 9.0 WLS: W BF: 34 H: 7 R: 2 ER: 1 SO: 7 BB: 0 IBB: 0 HBP: 0 BLK: 0 WP: 0 HR: 1 S: 48 P: 48 ERA: 1.00 WHIP: 0.778			

Batter	1	2	3	4	5	6	7	8	9	AB	R	H	RBI	BB	SO	LOB	BOTTOM		
Harvey Kuenn, R OBP: 0.358, SLG: 0.374 Ernie Bowman, R OBP: 0.181, SLG: 0.208 (9, 4)										4	0	0	0	0	0	2	Pittsburgh Pirates @ San Francisco Giants Candlestick Park, San Francisco, CA Sat Sep 28 1963, 6:33 AM EDT Att: 10,332 - Unknown		
Jesus Alou, R OBP: 0.280, SLG: 0.292 (1, 7)										4	0	0	0	0	1	1			
Orlando Cepeda, R OBP: 0.365, SLG: 0.565 Norm Larker, L OBP: 0.292, SLG: 0.224 (9, 3)										4	0	2	0	0	0	0			
Willie Mays, R OBP: 0.378, SLG: 0.582 (1, 8)										4	0	0	0	0	0	2			
Felipe Alou, R OBP: 0.318, SLG: 0.469 (1, 9)										3	0	0	0	0	0	0			
Jim Davenport, R OBP: 0.299, SLG: 0.335 (9, 5)										3	2	3	0	0	0	0			
Ed Bailey, L OBP: 0.366, SLG: 0.494 (1, 2)										3	1	1	2	0	0	2			
Jose Pagan, R OBP: 0.275, SLG: 0.299 (1, 6)										3	0	0	0	0	0	1			
Juan Marichal, R OBP: 0.200, SLG: 0.223 (1, 1)										3	0	2	0	0	0	0			
Inning Stats	R: 0 E: 0 K: 0 S: 4	H: 1 LOB: 1 BB: 0 P: 4	R: 0 E: 0 K: 0 S: 4	H: 1 LOB: 1 BB: 0 P: 4	R: 0 E: 0 K: 1 S: 5	H: 0 LOB: 0 BB: 0 P: 5	R: 0 E: 0 K: 0 S: 3	H: 0 LOB: 0 BB: 0 P: 3	R: 2 E: 0 K: 0 S: 6	H: 3 LOB: 1 BB: 0 P: 6	R: 0 E: 0 K: 0 S: 3	H: 1 LOB: 0 BB: 0 P: 3	R: 1 E: 0 K: 0 S: 5	H: 2 LOB: 1 BB: 0 P: 5	R: 0 E: 0 K: 0 S: 3	H: 0 LOB: 0 BB: 0 P: 3		1B: 6 2B: 1 3B: 0 HR: 1	SF: 0 SAC: 0 DP: 1 HBP: 0
PITCHER Joe Gibbon, L ERA: 3.3 (1, 1)	IP: 8.0 WLS: L BF: 31 H: 8 R: 3 ER: 3 SO: 1 BB: 0 IBB: 0 HBP: 0 BLK: 0 WP: 1 HR: 1 S: 33 P: 33 ERA: 3.38 WHIP: 1.000															PITCHER IP: 8.0 WLS: L BF: 31 H: 8 R: 3 ER: 3 SO: 1 BB: 0 IBB: 0 HBP: 0 BLK: 0 WP: 1 HR: 1 S: 33 P: 33 ERA: 3.38 WHIP: 1.000			

Batter	1	2	3	4	5	6	7	8	9	AB	R	H	RBI	BB	SO	LOB	TOP										
Gene Alley, R OBP: 0.245, SLG: 0.235 (1, 5)	0-0 6-3		0-0 F9			0-3 K		0-0 F4		4	0	0	0	0	1	1											
Dick Schofield, S OBP: 0.333, SLG: 0.303 (1, 6)	0-0 6-3		0-3 K			0-3 K		0-0 G3		4	0	0	0	0	2	1											
Roberto Clemente, R OBP: 0.350, SLG: 0.470 (1, 9)	0-0 1B					0-3 K				4	1	3	1	0	1	0											
Bill Virdon, L OBP: 0.321, SLG: 0.374 (1, 8)	0-0 1B					0-0 F8				3	1	1	0	1	1	1											
Jerry Lynch, L OBP: 0.324, SLG: 0.454 (1, 7)	0-0 6-3					0-0 F4		0-0 F8		4	0	0	0	0	0	4											
Donn Clendenen, R OBP: 0.326, SLG: 0.430 (1, 3)			0-0 F9			0-0 F8				4	0	1	0	0	0	2											
Bill Mazerowski, R OBP: 0.286, SLG: 0.343 (1, 4)			0-0 1-3			0-0 F8				4	0	1	1	0	0	1											
Ron Brand, R OBP: 0.390, SLG: 0.364 Jim Pagliaroni, R OBP: 0.330, SLG: 0.381 (8, 2)	0-3 K					0-0 F9				3	0	1	0	0	1	0											
Tommie Sisk, R OBP: 0.167, SLG: 0.063 Willie Stargell, L OBP: 0.290, SLG: 0.428 Al McBean, R OBP: 0.200, SLG: 0.333 Manny Mota, R OBP: 0.313, SLG: 0.333 (9, PH)			0-0 F8			0-0 F5				2	0	0	0	0	0	0											
Inning Stats	R: 0 E: 0 K: 0 S: 5	H: 2 LOB: 2 BB: 0 P: 5	R: 0 E: 0 K: 1 S: 5	H: 0 LOB: 0 BB: 0 P: 5	R: 0 E: 0 K: 1 S: 5	H: 0 LOB: 0 BB: 0 P: 5	R: 0 E: 0 K: 0 S: 4	H: 1 LOB: 1 BB: 0 P: 4	R: 0 E: 0 K: 0 S: 3	H: 0 LOB: 0 BB: 0 P: 3	R: 0 E: 0 K: 3 S: 9	H: 0 LOB: 0 BB: 0 P: 9	R: 0 E: 0 K: 1 S: 6	H: 1 LOB: 1 BB: 0 P: 6	R: 0 E: 0 K: 1 S: 6	H: 1 LOB: 1 BB: 2 P: 6	R: 2 E: 0 K: 0 S: 5	H: 2 LOB: 2 BB: 2 P: 13	1B: 6 2B: 0 3B: 0 HR: 1	SF: 0 SAC: 0 DP: 0 HBP: 0	WP: 0 PB: 0 SB: 0 CS: 0	PA: 36					
PITCHER	IP	WLS	BF	H	R	ER	SO	BB	IBB	HBP	BLK	WP	HR	S	P	ERA	WHIP										
Jack Sanford, R ERA: 3.51 Billy O'Dell, L ERA: 3.16 (1, 1) (9, 1)	8.0	W	31	6	2	2	7	1	0	0	0	0	1	44	48	2.25	0.875										

Pittsburgh Pirates @ San Francisco Giants
Candlestick Park, San Francisco, CA
Sun Sep 29 1963, 6:33 AM EDT
Att: 33,301 - Unknown

AB	34
R	2
H	7
RBI	2
BB	2
SO	7
LOB	13



Batter	1	2	3	4	5	6	7	8	9	AB	R	H	RBI	BB	SO	LOB	BOTTOM										
Chuck Hillier, L OBP: 0.261, SLG: 0.300 Ernie Bowman, R OBP: 0.181, SLG: 0.208 (1, 4) (9, 4)	0-0 4-3		0-0 F9					0-0 3-1		4	0	0	0	0	0	0											
Willie McCovey, L OBP: 0.350, SLG: 0.566 Jesus Alou, R OBP: 0.280, SLG: 0.292 (8, FR) (9, 7)	0-3 K		0-0 F5					0-0 E1		4	0	0	0	0	1	0											
Orlando Cepeda, R OBP: 0.366, SLG: 0.563 (1, 3)	0-3 K		4-0 WP					4-0 1B		2	1	0	0	2	1	0											
Willie Mays, R OBP: 0.380, SLG: 0.582 (1, 8)			0-0 1B					0-0 1B		3	2	2	0	1	0	0											
Felipe Alou, R OBP: 0.319, SLG: 0.474 (1, 9)			0-0 1B					0-0 HR		4	1	2	3	0	0	2											
Tom Haller, L OBP: 0.332, SLG: 0.430 (1, 2)			0-0 WP					0-0 3-1		4	0	1	1	0	0	1											
Jim Davenport, R OBP: 0.297, SLG: 0.333 (1, 5)			0-3 K					0-0 F8		3	0	0	0	0	2	2											
Jose Pagan, R OBP: 0.277, SLG: 0.300 (1, 6)			4-0 IBB					0-0 5-3		2	0	1	0	1	0	0											
Jack Sanford, R OBP: 0.234, SLG: 0.181 Billy O'Dell, S OBP: 0.244, SLG: 0.244 (1, 1) (9, 1)	0-0 G4-6-3		0-0 K					0-0 6-3		3	0	0	0	0	1	4											
Inning Stats	R: 0 E: 0 K: 2 S: 7	H: 0 LOB: 0 BB: 0 P: 7	R: 1 E: 0 K: 1 S: 7	H: 3 LOB: 2 BB: 1 P: 11	R: 0 E: 0 K: 0 S: 3	H: 0 LOB: 2 BB: 2 P: 11	R: 0 E: 0 K: 2 S: 8	H: 1 LOB: 1 BB: 0 P: 8	R: 0 E: 0 K: 0 S: 3	H: 0 LOB: 0 BB: 0 P: 3	R: 0 E: 0 K: 0 S: 3	H: 0 LOB: 0 BB: 0 P: 3	R: 0 E: 1 K: 0 S: 5	H: 2 LOB: 1 BB: 1 P: 9	R: 3 E: 0 K: 0 S: 5	H: 2 LOB: 1 BB: 1 P: 9	1B: 5 2B: 0 3B: 0 HR: 1	SF: 0 SAC: 0 DP: 1 HBP: 0	WP: 2 PB: 0 SB: 0 CS: 1	PA: 33							
PITCHER	IP	WLS	BF	H	R	ER	SO	BB	IBB	HBP	BLK	WP	HR	S	P	ERA	WHIP										
Tommie Sisk, R ERA: 2.92 Al McBean, R ERA: 2.57 (1, 1) (8, 1)	7.0	L	27	4	1	1	5	2	1	0	0	0	1	5	9	1.29	0.857										

Pittsburgh Pirates @ San Francisco Giants
Candlestick Park, San Francisco, CA
Sun Sep 29 1963, 6:33 AM EDT
Att: 33,301 - Unknown

AB	29
R	4
H	6
RBI	4
BB	4
SO	5
LOB	9

