

San Francisco Giants - 1965

Batter	1	2	3	4	5	6	7	8	9	10	AB R H RBI BB SO LOB	TOP													
Harvey Kuenn, R (1, 7) <small>SS</small>	0-3 ^① 		0-0 ^② 		0-0 ^③ 			0-0 ^③ 			4 0 0 0 0 1 0	San Francisco Giants @ Pittsburgh Pirates Forbes Field, Pittsburgh, PA Mon Apr 12 1965, 3:33 AM EST Att. 28,189 - Unknown livebaseballscorecards.com													
Hal Lanier, R (1, 4) <small>BB</small>	4-0 		0-0 ^③ 			0-0 ^① 			0-0 ^① 		3 0 0 0 1 0 0														
Willie Mays, R (1, 8) <small>OBP: 0.250, SLG: 0.250</small>	0-0 ^② 			0-0 ^② 		0-0 ^② 			0-0 ^② 		4 0 1 0 0 0 1														
Jim Ray Hart, R (1, 5) <small>OBP: 0.250, SLG: 0.250</small>	0-0 		0-3 ^① 		0-3 ^③ 				0-0 ^③ 		4 0 1 0 0 2 1														
Willie McCovey, L (1, 3)	0-0 ^③ 		0-0 ^② 			0-3 ^① 				0-3 ^① 	4 0 0 0 0 2 3														
Jesus Alou, R (1, 9) <small>OBP: 0.250, SLG: 0.250</small>		0-0 ^① 		0-0 		0-0 ^② 			0-0 ^② 		4 0 1 0 0 0 0														
Tom Haller, L (1, 2)		0-3 ^② 		0-3 ^③ 		0-3 ^③ 			0-3 ^③ 		4 0 0 0 0 4 2														
Jose Pagan, R (1, 6)		0-0 ^③ 			0-0 ^① 			0-0 ^① 			3 0 0 0 0 0 0														
Juan Marichal, R (1, 1)			0-0 ^① 		0-0 ^② 			0-3 ^② 			3 0 0 0 0 1 0														
Inning Stats	R: 0 E: 0 K: 1 S: 6	H: 1 LOB: 2 BB: 1 P: 10	R: 0 E: 0 K: 1 S: 5	H: 0 LOB: 0 BB: 0 P: 5	R: 0 E: 0 K: 0 S: 3	H: 0 LOB: 0 BB: 0 P: 3	R: 0 E: 0 K: 2 S: 9	H: 2 LOB: 2 BB: 0 P: 9	R: 0 E: 0 K: 0 S: 3	H: 0 LOB: 0 BB: 0 P: 3	R: 0 E: 0 K: 1 S: 5		H: 0 LOB: 0 BB: 0 P: 7	R: 0 E: 0 K: 2 S: 7	H: 0 LOB: 0 BB: 0 P: 5	R: 0 E: 0 K: 0 S: 3	H: 0 LOB: 0 BB: 0 P: 3	R: 0 E: 0 K: 2 S: 7	H: 0 LOB: 0 BB: 0 P: 7	R: 0 E: 0 K: 2 S: 7	H: 0 LOB: 0 BB: 0 P: 7	1B: 3 2B: 0 3B: 0 HR: 0	SF: 0 SAC: 0 DP: 0 HBP: 0	WP: 1 PB: 0 SB: 0 CS: 0	PA: 34
PITCHER Bob Veale, L (1, 1) ERA:	IP 10.0	WLS W	BF 34	H 3	R 0	ER 0	SO 10	BB 1	IBB 0	HBP 0	BLK 0	WP 1	HR 0	S 53	P 57	ERA 0.00	WHIP 0.400								




Batter	1	2	3	4	5	6	7	8	9	10	AB	R	H	RBI	BB	SO	LOB
Bill Virdon, L (1, 8) OBP: 0.250, SLG: 0.250	0-3 K			X 0-0 4-3		X 0-0 CS 1B		X 0-0 4-3			4	0	1	0	0	1	1
Dick Schofield, S (1, 6) OBP: 0.250, SLG: 0.250	0-0 F6			X 0-0 BB 1B		X 0-0 1-2 4-1			X 0-0 3-1		4	0	1	0	0	0	1
Roberto Clemente, R (1, 9) OBP: 0.250, SLG: 0.250	0-3 K			BB BB BB 1-2 BB			SS 0-3 K		X 0-0 F9		3	0	0	0	1	2	0
Willie Stargell, L (1, 7)		X 0-0 G3		X 0-0 L7			X 0-0 F9		SS 0-3 K		4	0	0	0	0	1	2
Bob Bailey, R (1, 5) OBP: 0.500, SLG: 1.250		X 0-0 F7		X 0-0 1-4-3			X 0-0 1B			X 0-0 HR	4	1	2	1	0	0	2
Donn Clendenon, R (1, 3)		SS 0-3 K			SS 0-3 K		X 0-0 4-3				3	0	0	0	0	2	1
Gene Alley, R (1, 4)			X 0-0 F4		X 0-0 6-3			X 0-0 F8			3	0	0	0	0	0	0
Jim Pagliaroni, R (1, 2) OBP: 0.333, SLG: 0.333			SS 0-3 K		X 0-0 6-3			X 0-0 FC1-6 1B			3	0	1	0	0	1	0
Bob Veale, S (1, 1)			SS 0-3 K			SS 0-3 K		X 0-0 FC1-6 1-2			3	0	0	0	0	2	1

Inning Stats		R: 0	H: 0	E: 0	K: 2	S: 7	R: 0	H: 0	E: 0	K: 1	S: 5	R: 0	H: 0	E: 0	K: 2	S: 7	R: 0	H: 1	E: 0	K: 0	S: 4	R: 0	H: 0	E: 0	K: 1	S: 5	R: 0	H: 1	E: 0	K: 1	S: 5	R: 0	H: 1	E: 0	K: 1	S: 6	R: 0	H: 1	E: 0	K: 0	S: 4	R: 0	H: 0	E: 0	K: 1	S: 5	R: 1	H: 1	E: 0	K: 0	S: 1	1B: 4	2B: 0	3B: 0	HR: 1	SF: 0	SAC: 0	DP: 0	HBP: 0	WP: 0	PA: 32
Juan Marichal, R (1, 1) ERA: 1.0		IP: 9.0	WLS: L	BF: 32	H: 5	R: 1	ER: 1	SO: 9	BB: 1	IBB: 0	HBP: 0	BLK: 0	WP: 0	HR: 1	S: 49	P: 53	ERA: 1.00	WHIP: 0.667																																											
PITCHER		IP WLS BF H R ER SO BB IBB HBP BLK WP HR S P ERA WHIP														IP WLS BF H R ER SO BB IBB HBP BLK WP HR S P ERA WHIP																																													

San Francisco Giants @ Pittsburgh Pirates
Forbes Field, Pittsburgh, PA
 Mon Apr 12 1965, 3:33 AM EST
 Att: 28,189 - Unknown

AB	31
R	1
H	5
RBI	1
BB	1
SO	9
LOB	8



Batter	1	2	3	4	5	6	7	8	9	AB R H RBI BB SO LOB	TOP											
Matty Alou, L OBP: 0.250, SLG: 0.250 (1, 7) X	0-0 1-3		0-0 G6-4-3 1-2f		0-0 5-3			0-0 HR 1-3 1B		4 1 1 0 0 0 2	San Francisco Giants @ Pittsburgh Pirates Forbes Field, Pittsburgh, PA Tue Apr 13 1965, 6:05 PM EST Att. 4,444 - Unknown											
Hal Lanier, R (1, 4) X	0-0 6-3		0-0 2-3		0-3 K		0-0 1-3 1-2		4 0 0 0 0 1 1													
Willie Mays, R OBP: 0.375, SLG: 0.750 (1, 8) X	0-0 4-3			0-0 F8		0-0 FC4-6 1B		0-0 HR	4 1 2 2 0 0 0													
Willie McCovey, L (1, 3) X		0-0 5-3		0-3 K		0-0 FC4-6 1-2f		0-0 4-3	4 0 0 0 0 1 1													
Jim Ray Hart, R OBP: 0.375, SLG: 0.375 (1, 5) X		0-0 E5 1B		0-0 FC6-4 1B		0-3 K		0-0 G4-6-3 1B	4 0 2 0 0 1 1													
Jesus Alou, R OBP: 0.375, SLG: 0.375 (1, 9) X		0-0 FC5-4 1-3 1B		0-0 FC6-4 1-2f		0-0 G3		0-0 G4-6-3 1-2 1B	4 0 2 0 0 0 1													
Tom Haller, L OBP: 0.125, SLG: 0.125 (1, 2) X		0-0 F6		0-0 21-4-6-3 1B		0-0 F9		0-0 G4-6-3 1-2f 2-3	4 0 1 0 0 0 4													
Jose Pagan, R (1, 6) X		0-0 FC5-4 1-2f		0-0 G1-4-6-3 1-2f		0-0 6-3		0-3 K	3 0 0 0 0 0 3 1 0 0 0 0 1 1													
Ed Bailey, L (9, PH)																						
Jack Sanford, R OBP: 1.000, SLG: 1.000 (1, 1) B B B B		4-0 G6-4-3 BB		0-0 1B				0-0 4-3		1 0 1 0 1 0 0 0 0 0 0 0 0 0 1 0 0 0 0 0 0 0 0 0 0 0 0 0												
Frank Linzy, R (7, 1)																						
Chuck Hiller, L (8, PH)																						
Bob Shaw, R (8, 1)																						
Inning Stats	R: 0 E: 0 K: 0 S: 3	H: 0 LOB: 0 BB: 0 P: 3	R: 0 E: 1 K: 0 S: 5	H: 1 LOB: 2 BB: 0 P: 5	R: 0 E: 0 K: 0 S: 2	H: 0 LOB: 0 BB: 1 P: 6	R: 0 E: 0 K: 1 S: 6	H: 1 LOB: 1 BB: 0 P: 6	R: 0 E: 0 K: 0 S: 4	H: 2 LOB: 1 BB: 0 P: 4	R: 0 E: 0 K: 2 S: 8	H: 1 LOB: 1 BB: 0 P: 8	R: 0 E: 0 K: 0 S: 3	H: 0 LOB: 0 BB: 0 P: 3	R: 2 E: 0 K: 0 S: 5	H: 2 LOB: 0 BB: 0 P: 5	R: 0 E: 0 K: 1 S: 6	H: 2 LOB: 1 BB: 0 P: 6	1B: 8 2B: 0 3B: 0 HR: 1	SF: 0 SAC: 0 DP: 3 HBP: 0	WP: 0 PB: 0 SB: 0 CS: 0	PA: 35
PITCHER	IP WLS BF H R ER SO BB IBB HBP BLK WP HR S P ERA WHIP																					
Bob Friend, R ERA: 2.25 (1, 1)	8.0 W 33 9 2 2 3 1 0 0 0 0 0 1 38 42 2.25 1.250																					
Al McBean, R ERA: (9, 1)	1.0 S 2 0 0 0 1 0 0 0 0 0 0 0 4 4 0.00 0.000																					

livebaseballscorecards.com

AB	34
R	2
H	9
RBI	2
BB	1
SO	4
LOB	14



BOTTOM

San Francisco Giants @ Pittsburgh Pirates
 Forbes Field, Pittsburgh, PA
 Tue Apr 13 1965, 6:05 PM EST
 Att. 4,444 - Unknown

livebaseballscorecards.com

AB 30
 R 5
 H 7
 RBI 5
 BB 1
 SO 7
 LOB 14



AB	R	H	RBI	BB	SO	LOB
3	2	2	1	1	0	0
4	1	2	2	0	0	3
4	0	1	1	0	0	4
4	1	1	0	0	1	2
4	0	0	0	0	3	1
3	0	1	1	0	1	0
4	0	0	0	0	1	2
0	0	0	0	0	0	0
0	1	0	0	0	0	0
2	0	0	0	0	0	2
2	0	0	0	0	1	0
0	0	0	0	0	0	0
1B: 5	SF: 0	2B: 2	SAC: 1	3B: 1	DP: 2	HR: 0
WP: 0	PA: 35	PB: 0		SB: 1		CS: 0

Batter	1	2	3	4	5	6	7	8	9
Bill Virdon, L OBP: 0.500, SLG: 0.429 (1, 8)	0-0 E3 FC8-4		0-0 1-3 1B		0-0 S 1B		4-0 2B BB		
Dick Schofield, S OBP: 0.375, SLG: 0.500 (1, 6)	0-0 FC8-4		0-0 1-3		0-0 1-3 1B		0-0 1B 2B		
Roberto Clemente, R OBP: 0.250, SLG: 0.143 (1, 9)	0-0 4-3		0-0 6-3		0-0 1-3		0-0 G1-6-3 1B		
Willie Stargell, L OBP: 0.125, SLG: 0.375 (1, 7)		0-0 F5		0-0 1B 3B	0-3 K		0-0 G1-6-3		
Bob Bailey, R OBP: 0.250, SLG: 0.625 (1, 5)		0-3 K		0-3 K		0-0 6-3		0-3 K	
Donn Clendenon, R OBP: 0.286, SLG: 0.167 (1, 3)		1-0 HBP		0-0 G3 1B		0-0 E5 FC6-4		0-3 K	
Gene Alley, R (1, 4)	0-0 PO		0-0 1-3	0-0 G3 1B		0-0 FC6-4		0-3 K	
Jim Pagliaroni, R OBP: 0.500, SLG: 0.333 (1, 2) Andre Rodgers, R (3, PR) Del Crandall, R (4, 2)			1-0 SH 1B HBP	0-0 F9		0-0 5-3			
Bob Friend, R (1, 1) Al McBean, R (9, 1)			0-0 SH 1-3 1B		0-0 6-3		0-3 K		

Inning Stats	R: 0	H: 0	E: 1	LOB: 0	K: 0	BB: 0	S: 3	R: 0	H: 0	E: 0	LOB: 0	K: 1	BB: 0	S: 4	R: 1	H: 1	E: 1	LOB: 3	K: 0	BB: 0	S: 5	R: 1	H: 2	E: 0	LOB: 1	K: 1	BB: 0	S: 7	R: 1	H: 2	E: 0	LOB: 1	K: 1	BB: 0	S: 7	R: 0	H: 0	E: 1	LOB: 1	K: 0	BB: 0	S: 4	R: 2	H: 2	E: 0	LOB: 0	K: 1	BB: 1	S: 6	R: 0	H: 0	E: 0	LOB: 0	K: 3	BB: 0	S: 9	P: 9
--------------	------	------	------	--------	------	-------	------	------	------	------	--------	------	-------	------	------	------	------	--------	------	-------	------	------	------	------	--------	------	-------	------	------	------	------	--------	------	-------	------	------	------	------	--------	------	-------	------	------	------	------	--------	------	-------	------	------	------	------	--------	------	-------	------	------

PITCHER	IP	WLS	BF	H	R	ER	SO	BB	IBB	HBP	BLK	WP	HR	S	P	ERA	WHIP
Jack Sanford, R ERA: 7.11 (1, 1)	6.1	L	30	7	5	5	4	1	0	2	0	0	0	35	41	7.11	1.263
Frank Linzy, R ERA: (7, 1)	0.2		1	0	0	0	0	0	0	0	0	0	0	1	1	0.00	0.000
Bob Shaw, R ERA: (8, 1)	1.0		3	0	0	0	3	0	0	0	0	0	0	9	9	0.00	0.000

PITCHER	IP	WLS	BF	H	R	ER	SO	BB	IBB	HBP	BLK	WP	HR	S	P	ERA	WHIP
---------	----	-----	----	---	---	----	----	----	-----	-----	-----	----	----	---	---	-----	------

Batter	1	2	3	4	5	6	7	8	9	AB	R	H	RBI	BB	SO	LOB	TOP
Hal Lanier, R (1, 4)	0-0 F6		0-0 1-3	0-0 6-3		0-0 2-3		0-0 4-3		5	0	0	0	0	0	2	
Matty Alou, L (1, 7) OBP: 0.444, SLG: 0.444	0-0 F9		0-0 HR	0-0 FC6-4			0-0 1-3	0-0 F9-6		5	1	3	1	0	0	0	
Willie Mays, R (1, 8) OBP: 0.462, SLG: 0.917	0-0 BB 1B		0-0 HR	0-0 FC6-4			4-0 1B BB	0-0 F9-6		4	2	2	2	1	0	2	
Willie McCovey, L (1, 3) OBP: 0.308, SLG: 0.182	4-0 1-2 BB		0-0 1B 1B		4-0 G6-4-3 BB		0-0 E 1B 1B		0-0 F7	3	1	2	0	2	0	0	
Jim Ray Hart, R (1, 5) OBP: 0.308, SLG: 0.308	0-3 K		0-3 K		0-0 F8		0-0 E8 1B 1B		0-0 1-3	5	0	1	1	0	2	4	
Jesus Alou, R (1, 9) OBP: 0.538, SLG: 0.538		0-0 FC4-6 1B	0-0 1-2 1B		0-0 G6-4-3 1-2f		0-0 BB 1B		0-0 CS 1B	5	0	4	1	0	0	1	
Ed Bailey, L (1, 2)		0-0 FC4-6 1-2f	0-0 F9			0-0 F7	4-0 BB IBB		0-0 CS	3	0	0	0	1	0	3	
Jose Pagan, R (1, 6) OBP: 0.300, SLG: 0.333		0-0 F4		0-0 6-3 1B 2B		0-0 SH1-4 1B	4-0 1-2 2-3 BB			3	1	2	0	1	0	1	
Gaylord Perry, R (1, 1)		0-0 F9		0-0 F2		0-0 SH1-4	0-0 4-3			3	0	0	0	0	0	5	
Bob Shaw, R (7, 1)										0	0	0	0	0	0	0	
Inning Stats	R: 0 E: 0 K: 1 S: 6 H: 1 LOB: 2 BB: 1 P: 10	R: 0 E: 0 K: 0 S: 4 H: 1 LOB: 1 BB: 0 P: 4	R: 2 E: 0 K: 1 S: 9 H: 4 LOB: 2 BB: 0 P: 9	R: 1 E: 0 K: 0 S: 5 H: 2 LOB: 1 BB: 0 P: 5	R: 0 E: 0 K: 0 S: 2 H: 0 LOB: 0 BB: 1 P: 6	R: 0 E: 0 K: 0 S: 4 H: 1 LOB: 1 BB: 0 P: 4	R: 2 E: 1 K: 0 S: 5 H: 3 LOB: 3 BB: 3 P: 17	R: 0 E: 0 K: 0 S: 3 H: 1 LOB: 0 BB: 0 P: 3	R: 0 E: 0 K: 0 S: 3 H: 1 LOB: 0 BB: 0 P: 3	1B: 12 2B: 2 3B: 0 HR: 1 SF: 0 SAC: 1 DP: 2 HBP: 0	WP: 0 PA: 43 PB: 0 SB: 0 CS: 1						
PITCHER	IP WLS BF H R ER SO BB IBB HBP BLK WP HR S P ERA WHIP	IP WLS BF H R ER SO BB IBB HBP BLK WP HR S P ERA WHIP	IP WLS BF H R ER SO BB IBB HBP BLK WP HR S P ERA WHIP	IP WLS BF H R ER SO BB IBB HBP BLK WP HR S P ERA WHIP	IP WLS BF H R ER SO BB IBB HBP BLK WP HR S P ERA WHIP	IP WLS BF H R ER SO BB IBB HBP BLK WP HR S P ERA WHIP	IP WLS BF H R ER SO BB IBB HBP BLK WP HR S P ERA WHIP	IP WLS BF H R ER SO BB IBB HBP BLK WP HR S P ERA WHIP	IP WLS BF H R ER SO BB IBB HBP BLK WP HR S P ERA WHIP	IP WLS BF H R ER SO BB IBB HBP BLK WP HR S P ERA WHIP	IP WLS BF H R ER SO BB IBB HBP BLK WP HR S P ERA WHIP	IP WLS BF H R ER SO BB IBB HBP BLK WP HR S P ERA WHIP	IP WLS BF H R ER SO BB IBB HBP BLK WP HR S P ERA WHIP	IP WLS BF H R ER SO BB IBB HBP BLK WP HR S P ERA WHIP	IP WLS BF H R ER SO BB IBB HBP BLK WP HR S P ERA WHIP	IP WLS BF H R ER SO BB IBB HBP BLK WP HR S P ERA WHIP	IP WLS BF H R ER SO BB IBB HBP BLK WP HR S P ERA WHIP
Jim Bunning, R (1, 1) ERA: 7.36	3.2 L																
Ray Culp, R (4, 1) ERA: 6.0	3.0																
Ed Roebuck, R (7, 1) ERA:	0.1																
Ryne Duren, R (8, 1) ERA:	2.0																

San Francisco Giants @ Philadelphia Phillies
 Connie Mack Stadium, Philadelphia, PA

Wed Apr 14 1965, 6:05 PM EST
 Att: 31,922 - Unknown

livebaseballscorecards.com

AB	36
R	5
H	14
RBI	5
BB	5
SO	2
LOB	18



Batter 1 2 3 4 5 6 7 8 9 AB R H RBI BB SO LOB

BOTTOM

Tony Taylor, R OBP: 0.333, SLG: 0.556 (1, 4) 									4 0 1 0 0 0 2
Dick Allen, R OBP: 0.250, SLG: 0.625 (1, 5) 									4 0 0 0 0 2 1
Johnny Callison, L OBP: 0.250, SLG: 0.250 (1, 9) 									4 1 1 0 0 2 0
Wes Covington, L OBP: 0.143, SLG: 0.571 (1, 7) 									4 1 1 2 0 2 0
Tony Gonzalez, L OBP: 0.250, SLG: 0.250 (1, 8) 									4 0 0 0 0 1 0
Dick Stuart, R OBP: 0.375, SLG: 0.286 (1, 3) 									4 0 1 0 0 1 1
Clay Dalrymple, L (1, 2) 									4 0 0 0 0 1 1
Ruben Amaro, R OBP: 0.375, SLG: 0.286 (1, 6) 									4 0 1 0 0 1 1
Jim Bunning, R (1, 1)									1 0 0 0 0 0 0
Ray Culp, R (4, 1)									1 0 0 0 0 1 0
Ed Roebuck, R (7, 1)									0 0 0 0 0 0 0
John Briggs, L (7, PH)									1 0 0 0 0 0 2
Ryne Duren, R (8, 1)									0 0 0 0 0 0 0

Inning Stats	R: 0 H: 0 E: 0 LOB: 0 K: 1 BB: 0 S: 5 P: 5	R: 0 H: 1 E: 0 LOB: 1 K: 2 BB: 0 S: 8 P: 8	R: 0 H: 1 E: 0 LOB: 1 K: 1 BB: 0 S: 6 P: 6	R: 0 H: 0 E: 1 LOB: 1 K: 1 BB: 0 S: 6 P: 6	R: 0 H: 0 E: 0 LOB: 0 K: 2 BB: 0 S: 7 P: 7	R: 2 H: 2 E: 0 LOB: 0 K: 1 BB: 0 S: 7 P: 7	R: 0 H: 1 E: 1 LOB: 2 K: 0 BB: 0 S: 5 P: 5	R: 0 H: 0 E: 0 LOB: 0 K: 2 BB: 0 S: 7 P: 7	R: 0 H: 0 E: 1 LOB: 1 K: 1 BB: 0 S: 6 P: 6	1B: 3 SF: 0 2B: 1 SAC: 0 3B: 0 DP: 0 HR: 1 HBP: 0
---------------------	---	---	---	---	---	---	---	---	---	--

PITCHER	IP WLS BF H R ER SO BB IBB HBP BLK WP HR S P ERA WHIP	IP WLS BF H R ER SO BB IBB HBP BLK WP HR S P ERA WHIP
Gaylord Perry, R ERA: 2.84 (1, 1)	6.1 W 26 5 2 2 8 0 0 0 0 0 1 42 42 2.84 0.789	
Bob Shaw, R ERA: (7, 1)	2.2 S 9 0 0 0 3 0 0 0 0 0 0 15 15 0.00 0.000	

San Francisco Giants @ Philadelphia Phillies
 Connie Mack Stadium, Philadelphia, PA
 Wed Apr 14 1965, 6:05 PM EST
 Att. 31,922 - Unknown

AB	35
R	2
H	5
RBI	2
BB	0
SO	11
LOB	8



WP	0	PA:	35
PB	0	ERA	WHIP
SB	0		
CS	0		

Batter	1	2	3	4	5	6	7	8	9	AB R H RBI BB SO LOB	TOP			
Hal Lanier, R OBP: 0.111, SLG: 0.059 (1, 4) X	0-0 G4-3 1B		0-0 E4 1B			0-0 6-3	0-0 6-3		0-0 FC5-4 1-2f	5 0 1 0 0 0 3				
Matty Alou, L OBP: 0.462, SLG: 0.462 (1, 7) X	0-0 G4-3 1-2f		0-0 1-3 3-H 1B			0-0 1B 1B	0-0 F3			4 0 2 1 0 0 2				
Willie Mays, R OBP: 0.471, SLG: 0.813 (1, 8) X	0-0 1-3		0-0 4-3			0-0 1-3 1B 1B		0-0 G1-6-3 1B		4 1 2 0 0 0 2				
Willie McCovey, L OBP: 0.353, SLG: 0.267 (1, 3)		0-3 K		0-0 G6-4-3 1B		0-0 1B 1B		0-0 G1-6-3 1-2f		4 0 2 1 0 1 1				
Jim Ray Hart, R OBP: 0.353, SLG: 0.313 (1, 5)		0-0 1-3		0-0 G6-4-3 1-2f		0-0 FC4-6 1B		4-0 PO BB		3 0 1 0 1 0 1				
Jesus Alou, R OBP: 0.529, SLG: 0.529 (1, 9)		0-0 6-3		0-0 1B		0-0 FC4-6 1-2f		0-0 PO	0-0 1-3 S 1B 1B	4 1 2 0 0 0 2				
Ed Bailey, L (1, 2)			0-3 K		0-3 K		4-0 E 1B SF7 BB		0-3 K 1-2	3 1 0 0 1 3 1				
Jose Pagan, R OBP: 0.357, SLG: 0.385 (1, 6)			0-0 E 1B 5-3 1B		0-0 5-3		0-0 E1 SF7 1-3 1B		0-0 1-3	4 1 2 0 0 0 1				
Juan Marichal, R OBP: 0.143, SLG: 0.167 (1, 1)			0-0 5-3 1-2		0-0 6-3		0-0 SF7 2-3 3-H		0-0 FC5-4 3-H 1B	3 0 1 2 0 0 1				
Inning Stats	R: 0 H: 1 E: 0 LOB: 0 K: 0 BB: 0 S: 3 P: 3	R: 0 H: 0 E: 0 LOB: 0 K: 1 BB: 0 S: 5 P: 5	R: 1 H: 2 E: 1 LOB: 2 K: 1 BB: 0 S: 8 P: 8	R: 0 H: 2 E: 0 LOB: 1 K: 0 BB: 0 S: 3 P: 3	R: 0 H: 0 E: 0 LOB: 0 K: 1 BB: 0 S: 5 P: 5	R: 1 H: 4 E: 0 LOB: 2 K: 0 BB: 0 S: 6 P: 6	R: 1 H: 1 E: 1 LOB: 1 K: 0 BB: 1 S: 4 P: 8	R: 0 H: 1 E: 0 LOB: 0 K: 0 BB: 1 S: 2 P: 6	R: 1 H: 2 E: 0 LOB: 1 K: 1 BB: 0 S: 7 P: 7	1B: 13 SF: 1 2B: 0 SAC: 0 3B: 0 DP: 3 HR: 0 HBP: 0	WP: 0 PA: 38 PB: 0 SB: 1 CS: 0			
PITCHER	IP WLS BF H R ER SO BB IBB HBP BLK WP HR S P ERA WHIP												PITCHER	IP WLS BF H R ER SO BB IBB HBP BLK WP HR S P ERA WHIP
Tom Parsons, R ERA: 1.13 (1, 1)	6.0 L 24 9 2 1 3 0 0 0 0 0 0 0 0 30 30 1.50 1.500													
Larry Bearmarth, R ERA: (7, 1)	0.0 2 1 1 0 0 1 0 0 0 0 0 0 0 1 5 ∞ ∞													
Dennis Ribant, R ERA: (7, 1)	2.0 6 1 0 0 0 1 0 0 0 0 0 0 0 5 9 0.00 1.000													
Jim Bethke, R ERA: 3.38 (9, 1)	1.0 5 2 1 1 1 0 0 0 0 0 0 0 0 7 7 9.00 2.000													

San Francisco Giants @ New York Mets
 Shea Stadium, Flushing, NY
 Sat Apr 17 1965, 3:33 AM EST
 Att. 34,945 - Unknown

AB	34
R	4
H	13
RBI	4
BB	2
SO	4
LOB	14



WP: 0	PA: 38
PB: 0	
SB: 1	
CS: 0	

BOTTOM

San Francisco Giants @ New York Mets
 Shea Stadium, Flushing, NY
 Sat Apr 17 1965, 3:33 AM EST
 Att. 34,945 - Unknown

livebaseballscorecards.com

AB	29
R	0
H	4
RBI	0
BB	2
SO	6
LOB	9



WP: 0	PA: 31
PB: 0	
SB: 1	
CS: 0	

AB	R	H	RBI	BB	SO	LOB
3	0	1	0	1	1	0
3	0	0	0	0	0	2
1	0	0	0	0	0	0
4	0	2	0	0	0	1
3	0	0	0	1	0	3
3	0	1	0	0	0	1
3	0	0	0	0	1	1
3	0	0	0	0	1	1
3	0	0	0	0	0	0
1	0	0	0	0	1	0
1	0	0	0	0	1	0
0	0	0	0	0	0	0
0	0	0	0	0	0	0
1	0	0	0	0	1	0
0	0	0	0	0	0	0

Batter	1	2	3	4	5	6	7	8	9
Bobby Klaus, R OBP: 0.235, SLG: 0.375 (1, 4) X	0-0 1B 1B		0-3 K			4-0 1-3 BB			0-0 6-3
Roy McMillan, R OBP: 0.067, SLG: 0.067 (1, 6) X Jesse Gonder, L OBP: 0.167, SLG: 0.167 (9, PH)	0-0 F8			0-0 F8		0-0 1-3			0-0 4-3
Johnny Lewis, L OBP: 0.467, SLG: 0.538 (1, 9) X	0-0 G5-4-3 1-2 1B			0-0 F8		0-0 4-3			0-0 1B
Joe Christopher, R OBP: 0.438, SLG: 0.538 (1, 7) X	0-0 G5-4-3 1-2f			4-0 S BB			0-0 5-3		0-0 F7
Ed Kranepool, L OBP: 0.400, SLG: 0.667 (1, 3) X		0-0 G5-4-3 1B		0-0 F5 1-2			0-0 F6		
Cleon Jones, R OBP: 0.077, SLG: 0.077 (1, 8) X					0-0 6-3		0-3 K		
Charley Smith, R OBP: 0.133, SLG: 0.077 (1, 5) X		0-0 G5-4-3 1-2f			0-3 K			0-0 F4	
Chris Cannizzaro, R OBP: 0.111, SLG: 0.111 (1, 2) X					0-0 4-3			0-0 F8	
Tom Parsons, R (1, 1) Jim Hickman, R (6, PH) Larry Bearnarth, R (7, 1) Dennis Ribant, R (7, 1) Ron Swoboda, R OBP: 0.333, SLG: 1.333 (8, PH) Jim Bethke, R (9, 1)			0-3 K			0-3 K		0-3 K	

Batter	1	2	3	4	5	6	7	8	9
Bobby Klaus, R OBP: 0.235, SLG: 0.375 (1, 4) X	0-0 1B 1B		0-3 K			4-0 1-3 BB			0-0 6-3
Roy McMillan, R OBP: 0.067, SLG: 0.067 (1, 6) X Jesse Gonder, L OBP: 0.167, SLG: 0.167 (9, PH)	0-0 F8			0-0 F8		0-0 1-3			0-0 4-3
Johnny Lewis, L OBP: 0.467, SLG: 0.538 (1, 9) X	0-0 G5-4-3 1-2 1B			0-0 F8		0-0 4-3			0-0 1B
Joe Christopher, R OBP: 0.438, SLG: 0.538 (1, 7) X	0-0 G5-4-3 1-2f			4-0 S BB			0-0 5-3		0-0 F7
Ed Kranepool, L OBP: 0.400, SLG: 0.667 (1, 3) X		0-0 G5-4-3 1B		0-0 F5 1-2			0-0 F6		
Cleon Jones, R OBP: 0.077, SLG: 0.077 (1, 8) X					0-0 6-3		0-3 K		
Charley Smith, R OBP: 0.133, SLG: 0.077 (1, 5) X		0-0 G5-4-3 1-2f			0-3 K			0-0 F4	
Chris Cannizzaro, R OBP: 0.111, SLG: 0.111 (1, 2) X					0-0 4-3			0-0 F8	
Tom Parsons, R (1, 1) Jim Hickman, R (6, PH) Larry Bearnarth, R (7, 1) Dennis Ribant, R (7, 1) Ron Swoboda, R OBP: 0.333, SLG: 1.333 (8, PH) Jim Bethke, R (9, 1)			0-3 K			0-3 K		0-3 K	

PITCHER	IP	WLS	BF	H	R	ER	SO	BB	IBB	HBP	BLK	WP	HR	S	P	ERA	WHIP
Juan Marichal, R ERA: 0.5 (1, 1)	9.0	W	31	4	0	0	6	2	0	0	0	0	0	41	49	0.00	0.667

Inning	1	2	3	4	5	6	7	8	9
R	0	0	0	0	0	0	0	0	0
H	2	1	0	0	0	0	0	0	0
E	0	0	0	0	0	0	0	0	0
K	0	0	2	0	1	1	1	1	1
S	4	3	3	7	5	9	5	5	5
LOB	1	0	0	1	0	1	0	0	1
BB	0	0	0	1	0	1	0	0	1
P	4	3	7	7	5	9	5	5	4

Inning	1	2	3	4	5	6	7	8	9
R	0	0	0	0	0	0	0	0	0
H	2	1	0	0	0	0	0	0	0
E	0	0	0	0	0	0	0	0	0
K	0	0	2	0	1	1	1	1	1
S	4	3	3	7	5	9	5	5	5
LOB	1	0	0	1	0	1	0	0	1
BB	0	0	0	1	0	1	0	0	1
P	4	3	7	7	5	9	5	5	4

Batter	1	2	3	4	5	6	7	8	9	AB R H RBI BB SO LOB	TOP									
Harvey Kuenn, R OBP: 0.222, SLG: 0.222 (1, 7) (8, 3)	0-0 4-1		0-0 1-3		0-0 6-3		0-0 S 1B		0-0 CS 1B	5 0 2 1 0 0 1										
Hal Lanier, R OBP: 0.130, SLG: 0.136 (1, 4) (8, 3)	0-0 F9		0-0 5-3		0-0 SH1-3 2B		0-0 1-3		0-3 K	5 1 1 0 0 1 2										
Willie Mays, R OBP: 0.429, SLG: 0.700 (1, 8) S S S	0-3 K			0-0 F8		0-0 SH1-3 2B		0-0 FC1-5 1B	0-0 F9	4 0 1 0 0 1 0										
Jesus Alou, R OBP: 0.571, SLG: 0.667 (1, 9)		0-0 G3 E 2B		0-0 F8		0-0 4-3 2B		0-0 BB FC1-5 1B		4 2 3 1 0 0 0										
Jim Ray Hart, R OBP: 0.333, SLG: 0.300 (1, 5)		0-0 F8		0-0 1B		0-0 4-3		0-0 FC1-5 BB BB		4 0 1 0 0 0 4										
Willie McCovey, L OBP: 0.333, SLG: 0.222 (1, 3) Matty Alou, L OBP: 0.462, SLG: 0.462 (8, PR) (8, 7)		0-0 G3		0-3 K		0-0 3-1		4-0 BB BB		3 0 0 0 1 1 3 0 0 0 0 0 0 0										
Jose Pagan, R OBP: 0.333, SLG: 0.313 (1, 6)		0-0 E6		0-0 E6 SH5-3		0-0 F9		4-0 BB BB		3 0 0 1 1 1 0 0										
Tom Haller, L OBP: 0.100, SLG: 0.100 (1, 2) Orlando Cepeda, R (8, PH) Ed Bailey, L (8, 2)		0-3 K		0-0 SH5-3		0-3 K		0-3 K		2 0 0 0 0 2 1 1 0 0 0 0 1 3 0 0 0 0 0 0 0										
Jack Sanford, R OBP: 0.500, SLG: 0.333 (1, 1) Cap Peterson, R OBP: 1.000, SLG: 2.000 (7, PH) Bob Shaw, R (7, 1)		0-3 K		0-0 F7		0-0 1B 2B		0-0 4-3		2 0 0 0 0 1 1 1 1 1 0 0 0 0 1 0 0 0 0 0 3										
Inning Stats	R: 0 E: 0 K: 1 S: 5	H: 0 LOB: 0 BB: 0 P: 5	R: 1 E: 1 K: 1 S: 7	H: 1 LOB: 1 BB: 0 P: 7	R: 0 E: 0 K: 1 S: 5	H: 0 LOB: 0 BB: 0 P: 5	R: 0 E: 1 K: 0 S: 4	H: 0 LOB: 1 BB: 0 P: 4	R: 1 E: 0 K: 0 S: 5	H: 2 LOB: 1 BB: 0 P: 5	R: 1 E: 0 K: 1 S: 7	H: 2 LOB: 1 BB: 0 P: 7	R: 1 E: 0 K: 1 S: 7	H: 2 LOB: 3 BB: 2 P: 15	R: 0 E: 0 K: 1 S: 5	H: 1 LOB: 0 BB: 0 P: 5	1B: 5 2B: 4 3B: 0 HR: 0	SF: 0 SAC: 2 DP: 0 HBP: 0	WP: 0 PB: 0 SB: 1 CS: 1	PA: 39
PITCHER	IP WLS BF H R ER SO BB IBB HBP BLK WP HR S P ERA WHIP																			
Al Jackson, L ERA: 6.75 (1, 1)	7.0 L 31 8 4 3 5 0 0 0 0 0 0 0 41 41 3.86 1.143																			
Jack Fisher, R ERA: 4.0 (8, 1)	0.1 3 0 0 0 0 2 0 0 0 0 0 0 1 9 0.00 6.000																			
Tug McGraw, L ERA: (8, 1)	0.2 2 0 0 0 1 0 0 0 0 0 0 0 4 4 0.00 0.000																			
Larry Bearmarth, R ERA: (9, 1)	1.0 3 1 0 0 1 0 0 0 0 0 0 0 5 5 0.00 1.000																			

San Francisco Giants @ New York Mets
Shea Stadium, Flushing, NY
Sun Apr 18 1965, 3:33 AM EST
Unknown

AB	35
R	4
H	9
RBI	3
BB	2
SO	7
LOB	18



WP: 0	PA: 39
PB: 0	
SB: 1	
CS: 1	

Batter	1	2	3	4	5	6	7	8	9	AB	R	H	RBI	BB	SO	LOB
Bobby Klaus, R (1, 4) OBP: 0.190, SLG: 0.300	0-0 1-3		0-0 F9		0-0 F8			0-3 K		4	0	0	0	0	1	0
Roy McMillan, R (1, 6) OBP: 0.105, SLG: 0.105	0-0 F9			0-0 F9 1B 1B		0-0 6-3		0-0 6-3		4	1	1	0	0	0	0
Johnny Lewis, L (1, 9) OBP: 0.474, SLG: 0.500	0-0 1-3			0-0 F9 1B 1-2 1B		4-0 BB		0-3 K		3	0	1	0	1	1	0
Joe Christopher, R (1, 7) OBP: 0.350, SLG: 0.412		0-0 F8		0-0 F9		0-0 F9		0-0 5-3		4	0	0	0	0	0	3
Ed Kranepool, L (1, 3) OBP: 0.421, SLG: 0.684		0-0 4-3 2B		0-0 F9 FC6-4 1-2 1B 3-H		0-0 F8		0-0 3-1		4	0	2	1	0	0	1
Cleon Jones, R (1, 8) OBP: 0.063, SLG: 0.063		0-0 4-3		0-0 F9		0-3 K		0-3 K		3	0	0	0	0	1	3
Charley Smith, R (1, 5) OBP: 0.111, SLG: 0.063		0-0 F8		0-0 FC6-4 1-2f		0-3 K		0-3 K		3	0	0	0	0	1	3
Chris Cannizzaro, R (1, 2) OBP: 0.167, SLG: 0.091			0-0 F4		4-0 G4-6-3 BB		0-0 4-3			2	0	0	0	1	0	0
Al Jackson, L (1, 1)			0-3 K2-3		0-0 G4-6-3 1-2f		0-0 4-3			2	0	0	0	0	1	1
Jack Fisher, R (8, 1)										0	0	0	0	0	0	0
Tug McGraw, R (8, 1)										0	0	0	0	0	0	0
Billy Cowan, R (8, PH)										1	0	0	0	0	0	0
Larry Bearmarth, R (9, 1)										0	0	0	0	0	0	0

Inning Stats	R: 0	H: 0	E: 0	K: 0	S: 3	LOB: 0	BB: 0	P: 3	R: 0	H: 1	E: 0	K: 0	S: 4	LOB: 1	BB: 0	P: 4	R: 0	H: 0	E: 0	K: 1	S: 5	LOB: 0	BB: 0	P: 5	R: 1	H: 3	E: 0	K: 0	S: 6	LOB: 2	BB: 0	P: 6	R: 0	H: 0	E: 0	K: 0	S: 2	LOB: 0	BB: 1	P: 6	R: 0	H: 0	E: 0	K: 0	S: 3	LOB: 1	BB: 1	P: 7	R: 0	H: 0	E: 0	K: 2	S: 7	LOB: 0	BB: 0	P: 7	R: 0	H: 0	E: 0	K: 1	S: 5	LOB: 0	BB: 0	P: 5	R: 0	H: 0	E: 0	K: 1	S: 5	LOB: 0	BB: 0	P: 5	1B: 3	SF: 0	2B: 1	SAC: 0	3B: 0	DP: 1	HR: 0	HBP: 0	WP: 0	PA: 32	PB: 0	SB: 0	CS: 0
--------------	------	------	------	------	------	--------	-------	------	------	------	------	------	------	--------	-------	------	------	------	------	------	------	--------	-------	------	------	------	------	------	------	--------	-------	------	------	------	------	------	------	--------	-------	------	------	------	------	------	------	--------	-------	------	------	------	------	------	------	--------	-------	------	------	------	------	------	------	--------	-------	------	------	------	------	------	------	--------	-------	------	-------	-------	-------	--------	-------	-------	-------	--------	-------	--------	-------	-------	-------

PITCHER	IP	WLS	BF	H	R	ER	SO	BB	IBB	HBP	BLK	WP	HR	S	P	ERA	WHIP
Jack Sanford, R (1, 1) ERA: 4.38	6.0	W	23	4	1	1	1	2	0	0	0	0	0	23	31	1.50	1.000
Bob Shaw, R (7, 1) ERA:	3.0	S	9	0	0	0	4	0	0	0	0	0	0	17	17	0.00	0.000

BOTTOM

San Francisco Giants @ New York Mets
Shea Stadium, Flushing, NY
Sun Apr 18 1965, 3:33 AM EST
Unknown

livebaseballscores.com

AB	30
R	1
H	4
RBI	1
BB	2
SO	5
LOB	11



Batter	1	2	3	4	5	6	7	8	9	AB R H RBI BB SO LOB	TOP	
Hal Lanier, R (1, 4) X OBP: 0.111, SLG: 0.115	0-0 E5 FC3-6		0-0 F3		0-3 K2-3		0-3 K			4 0 0 0 0 2 0	San Francisco Giants @ New York Mets Shea Stadium, Flushing, NY Sun Apr 18 1965, 3:38 AM EST Att. 44,179 - Unknown livebaseballscorecards.com	
Matty Alou, L (1, 7) X OBP: 0.438, SLG: 0.438	0-0 FC3-6 WP 1-2f		0-3 K			0-0 BB BB 1B				3 0 1 0 0 1 1		
Willie Mays, R (1, 8) X OBP: 0.375, SLG: 0.609	0-0 F6 2-3		0-0 E6 CS			0-3 K				3 0 0 0 0 1 2		
Jesus Alou, R (1, 9) X OBP: 0.542, SLG: 0.667	0-0 1-3		0-0 CS 1-2	0-0 1B SF9 2B		0-0 F9				3 1 1 0 0 0 2		
Willie McCovey, L (1, 3) X OBP: 0.417, SLG: 0.300		0-0 BB 1B		0-0 G1-6-3 2-3 1B		4-0 BB 1-2 BB				2 0 2 0 1 0 0		
Jim Ray Hart, R (1, 5) X OBP: 0.333, SLG: 0.286		0-0 F9		0-0 SF9 3-H		4-0 BB 1-2 2-3 BB				1 0 0 1 1 0 1		
Ed Bailey, L (1, 2) X OBP: 0.000, SLG: 0.000		4-0 BB 1-2 BB		0-0 G1-6-3 1-2f		0-0 4-3				2 0 0 0 1 0 4		
Jose Pagan, R (1, 6) X OBP: 0.286, SLG: 0.263		0-3 K		0-3 K		0-0 F8				3 0 0 0 0 2 2		
Gaylord Perry, R (1, 1) X Ron Herbel, R (5, 1) Chuck Hiller, L (7, PH) Jim Duffalo, R (7, 1)		0-0 F9		0-3 K		0-3 K				2 0 0 0 0 1 2 0 0 0 0 0 0 0 1 0 0 0 0 1 0 0 0 0 0 0 0 0		
Inning Stats	R: 0 H: 0 E: 2 LOB: 1 K: 0 BB: 0 S: 4 P: 4	R: 0 H: 1 E: 0 LOB: 2 K: 1 BB: 1 S: 6 P: 10	R: 0 H: 0 E: 1 LOB: 0 K: 1 BB: 0 S: 5 P: 5	R: 1 H: 2 E: 0 LOB: 0 K: 0 BB: 0 S: 4 P: 4	R: 0 H: 0 E: 0 LOB: 0 K: 3 BB: 0 S: 9 P: 9	R: 0 H: 1 E: 0 LOB: 3 K: 1 BB: 2 S: 6 P: 14	R: 0 H: 0 E: 0 LOB: 0 K: 2 BB: 0 S: 7 P: 7			1B: 3 SF: 1 2B: 1 SAC: 0 3B: 0 DP: 1 HR: 0 HBP: 0		WP: 1 PA: 29 PB: 0 SB: 0 CS: 1
PITCHER Gary Kroll, R (1, 1) ERA: 1.29	IP WLS BF H R ER SO BB IBB HBP BLK WP HR S P ERA WHIP	7.0 W 28 4 1 1 8 3 0 0 0 1 0 41 53 1.29 1.000									PITCHER IP WLS BF H R ER SO BB IBB HBP BLK WP HR S P ERA WHIP	

AB	24
R	1
H	4
RBI	1
BB	3
SO	8
LOB	14



Batter	1	2	3	4	5	6	7	8	9	AB R H RBI BB SO LOB	TOP	
Dick Schofield, S (1, 6) OBP: 0.414, SLG: 0.417	0-3 K	0-0 SF9			0-0 G3 1B		0-3 K			3 1 1 1 0 2 0	Pittsburgh Pirates @ San Francisco Giants Candlestick Park, San Francisco, CA Tue Apr 20 1965, 6:33 AM EST Att. 37,784 - Unknown livebaseballscorecards.com	
Bill Virdon, L (1, 8) OBP: 0.346, SLG: 0.360	0-0 1B 2B	0-0 F7			0-0 G3		0-0 F8			4 1 1 0 0 0 2		
Roberto Clemente, R (1, 9) OBP: 0.333, SLG: 0.357	0-0 FC3-6 1B			0-0 1-3	0-0 1B		0-0 4-3			4 0 2 2 0 0 0		
Willie Stargell, L (1, 7) OBP: 0.111, SLG: 0.192	0-0 FC3-6 1B			0-0 F4	0-3 K		0-0 3-1			4 0 0 0 0 1 2		
Bob Bailey, R (1, 5) OBP: 0.379, SLG: 0.542	0-0 1-2 1B			0-0 1-3	0-0 F7		B B B 0-0 G4-6-3 BB			3 0 1 0 1 0 1		
Donn Clendenon, R (1, 3) OBP: 0.286, SLG: 0.118	0-0 F7			B B B 4-0 F3 1B K BB	0-0 4-3		X 0-0 G4-6-3 1-2f			3 0 0 0 1 0 3		
Jim Pagliaroni, R (1, 2) OBP: 0.444, SLG: 0.438		0-0 SH3-4 1B SF9 1B		X 0-0 1-2 1B	0-0 F9		S S 0-3 K			4 1 2 0 0 1 0		
Gene Alley, R (1, 4) OBP: 0.200, SLG: 0.174		0-0 SF9 SH3-4 1-2 1B		X 0-0 2-3 1B	0-0 F3		X 0-0 1B			4 0 2 0 0 0 2		
Bob Friend, R (1, 1) Al McBean, R (7, 1)		0-0 SH3-4 1-2 2-3		S S 0-3 K 3-H	0-3 K		X 0-3 K			2 0 0 0 0 2 3 1 0 0 0 0 0 0		
Inning Stats	R: 1 E: 0 K: 1 S: 8 H: 3 LOB: 2 BB: 0 P: 8	R: 1 E: 0 K: 0 S: 5 H: 2 LOB: 1 BB: 0 P: 5	R: 0 E: 0 K: 0 S: 3 H: 0 LOB: 0 BB: 0 P: 3	R: 0 E: 0 K: 1 S: 5 H: 1 LOB: 1 BB: 1 P: 9	R: 1 E: 0 K: 1 S: 7 H: 2 LOB: 1 BB: 0 P: 7	R: 0 E: 0 K: 1 S: 6 H: 1 LOB: 1 BB: 0 P: 6	R: 0 E: 0 K: 1 S: 5 H: 0 LOB: 0 BB: 0 P: 5	R: 0 E: 0 K: 0 S: 2 H: 0 LOB: 0 BB: 1 P: 6	R: 0 E: 0 K: 1 S: 5 H: 0 LOB: 0 BB: 0 P: 5	1B: 8 2B: 1 3B: 0 HR: 0 SF: 1 SAC: 1 DP: 1 HBP: 0		WP: 0 PB: 0 SB: 0 CS: 0 PA: 36
PITCHER	IP WLS BF H R ER SO BB IBB HBP BLK WP HR S P ERA WHIP											
Bobby Bolin, R (1, 1) ERA: 6.23	4.1 L 21 8 3 3 2 1 0 0 0 0 0 0 24 28 6.23 2.077											
Bob Hendley, L (5, 1) ERA:	0.2 2 0 0 0 1 0 0 0 0 0 0 0 4 4 0.00 0.000											
Ron Herbel, R (6, 1) ERA:	3.0 10 1 0 0 2 1 0 0 0 0 0 0 13 17 0.00 0.667											
Frank Linzy, R (9, 1) ERA:	1.0 3 0 0 0 1 0 0 0 0 0 0 0 5 5 0.00 0.000											

AB	32
R	3
H	9
RBI	3
BB	2
SO	6
LOB	13



BOTTOM

Pittsburgh Pirates @ San Francisco Giants
 Candlestick Park, San Francisco, CA
 Tue Apr 20 1965, 6:33 AM EST
 Att. 37,784 - Unknown

livebaseballscorecards.com

AB	35
R	1
H	11
RBI	1
BB	1
SO	1
LOB	16



WP: 0	PA: 36
PB: 0	
SB: 0	
CS: 0	

Batter	1	2	3	4	5	6	7	8	9	AB	R	H	RBI	BB	SO	LOB
Jose Pagan, R OBP: 0.240, SLG: 0.217 (1, 6)	0-0 F8		0-0 F8			0-0 F6		0-0 G6-4-3		4	0	0	0	0	0	1
Matty Alou, L OBP: 0.400, SLG: 0.400 Frank Linzy, R (9, 1)	0-0 F7		0-0 3-1			0-0 F8		0-0 1B 1B		4	0	1	0	0	0	0
Willie McCovey, L OBP: 0.464, SLG: 0.375 (1, 3)	0-0 4-3				0-0 G4-6-3 1B 1B	0-0 FC6 1B		0-0 1-2 1B		4	0	3	0	0	0	0
Willie Mays, R OBP: 0.393, SLG: 0.704 (1, 8)		0-0 HR			0-0 G4-6-3 1-2 1B	0-0 FC6 1-2f		0-0 F7		4	1	2	1	0	0	3
Jesus Alou, R OBP: 0.464, SLG: 0.571 (1, 9)		0-0 5-3			0-0 G4-6-3 1-2f 2-3		0-0 6-3		0-0 E1 1B	4	0	0	0	0	0	2
Jim Ray Hart, R OBP: 0.321, SLG: 0.280 (1, 5)		0-0 F2			0-0 1-3		0-0 BB 1B		0-3 K	4	0	1	0	0	1	2
Tom Haller, L OBP: 0.231, SLG: 0.167 Bob Schroder, L (7, PR) Jim Davenport, R (8, 4) Orlando Cepeda, R OBP: 0.500, SLG: 0.500 Gaylord Perry, R (9, PR)		0-0 1B				0-0 F7		4-0 BB G6-4-3 BB		2	0	1	0	1	0	0
Hal Lanier, R OBP: 0.138, SLG: 0.143 Ed Bailey, L (7, PH) (8, 2)		0-0 1-3				0-0 G6-4-3 1B		0-0 G6-4-3 1-2f		2	0	1	0	0	0	1
Bobby Bolin, R Bob Hendley, R Chuck Hiller, L Ron Herbel, R Harvey Kuenn, R OBP: 0.273, SLG: 0.273 (9, 7)			0-0 4-3			0-0 G6-4-3 1-2f		0-0 G6-4-3 1B		2	0	1	0	0	0	2

Inning Stats	R: 0 E: 0 K: 0 S: 3	H: 0 LOB: 0 BB: 0 P: 3	R: 1 E: 0 K: 0 S: 5	H: 2 LOB: 1 BB: 0 P: 5	R: 0 E: 0 K: 0 S: 3	H: 0 LOB: 0 BB: 0 P: 3	R: 0 E: 0 K: 0 S: 4	H: 2 LOB: 1 BB: 0 P: 4	R: 0 E: 0 K: 0 S: 3	H: 1 LOB: 0 BB: 0 P: 3	R: 0 E: 0 K: 0 S: 4	H: 1 LOB: 1 BB: 0 P: 4	R: 0 E: 0 K: 0 S: 3	H: 1 LOB: 2 BB: 1 P: 7	R: 0 E: 0 K: 0 S: 5	H: 3 LOB: 2 BB: 0 P: 5	R: 0 E: 1 K: 1 S: 7	H: 1 LOB: 2 BB: 0 P: 7	1B: 10 2B: 0 3B: 0 HR: 1	SF: 0 SAC: 0 DP: 4 HBP: 0	WP: 0 PB: 0 SB: 0 CS: 0	PA: 36
---------------------	------------------------------	---------------------------------	------------------------------	---------------------------------	------------------------------	---------------------------------	------------------------------	---------------------------------	------------------------------	---------------------------------	------------------------------	---------------------------------	------------------------------	---------------------------------	------------------------------	---------------------------------	------------------------------	---------------------------------	-----------------------------------	------------------------------------	----------------------------------	--------

PITCHER	IP	WLS	BF	H	R	ER	SO	BB	IBB	HBP	BLK	WP	HR	S	P	ERA	WHIP
Bob Friend, R ERA: 1.88 (1, 1)	6.1	W	25	7	1	1	0	1	0	0	0	0	1	24	28	1.42	1.263
Al McBean, R ERA: (7, 1)	2.2	S	11	4	0	0	1	0	0	0	0	0	0	13	13	0.00	1.500

Batter	1	2	3	4	5	6	7	8	9	AB R H RBI BB SO LOB	TOP	
Dick Schofield, S (1, 6) OBP: 0.364, SLG: 0.357	0-0 F4		0-3 K		0-0 1-3			0-0 F4		4 0 0 0 0 1 0	Pittsburgh Pirates @ San Francisco Giants Candlestick Park, San Francisco, CA Wed Apr 21 1965, 9:05 PM EST Att: 12,022 - Unknown livebaseballscorecards.com	
Bill Virdon, L (1, 8) OBP: 0.367, SLG: 0.483	0-0 F5		0-0 1B			0-0 F7		0-0 HR		4 1 2 1 0 0 0		
Roberto Clemente, R (1, 9) OBP: 0.353, SLG: 0.375	0-0 E6		0-0 1B			0-0 4-3		0-0 1B		4 0 2 0 0 0 0		
Willie Stargell, L (1, 7) OBP: 0.097, SLG: 0.167	0-3 K		0-0 F5			0-0 G1		0-0 F7		4 0 0 0 0 1 4		
Bob Bailey, R (1, 5) Andre Rodgers, R (8, 4) OBP: 0.364, SLG: 0.500		0-3 K		0-0 F8		0-0 S 1-3 1B		0-3 K		4 0 1 0 0 2 1 0 0 0 0 0 0 0		
Donn Clendenon, R (1, 3) OBP: 0.360, SLG: 0.238		0-0 E S SF4 1B		0-0 G6-4-3 1B		0-0 1-3		0-0 G5-4-3 1B		4 1 3 0 0 0 1		
Jim Pagliaroni, R (1, 2) OBP: 0.364, SLG: 0.368		0-0 SF4		0-0 G6-4-3		0-3 K		0-0 G5-4-3		3 0 0 1 0 1 3		
Gene Alley, R (1, 4) Jerry Lynch, L (7, PH) Ozzie Virgil, R (7, PR) OBP: 0.185, SLG: 0.160 OBP: 0.333, SLG: 0.143	0-0 5-3				0-0 F4		4-0 IBB		0-0 F9	2 0 0 0 0 0 0 0 0 0 0 1 0 0 1 0 0 0 0 0 0		
Joe Gibbon, R (1, 1) Gene Freese, R (7, PH) Roy Face, R (7, 1)			0-3 K		0-3 K		0-0 F7			2 0 0 0 0 2 0 1 0 0 0 0 0 2 0 0 0 0 0 0 0		
Inning Stats	R: 0 H: 0 E: 1 LOB: 1 K: 1 BB: 0 S: 6 P: 6	R: 1 H: 1 E: 0 LOB: 0 K: 1 BB: 0 S: 6 P: 6	R: 0 H: 2 E: 0 LOB: 2 K: 2 BB: 0 S: 9 P: 9	R: 0 H: 1 E: 0 LOB: 0 K: 0 BB: 0 S: 3 P: 3	R: 0 H: 0 E: 0 LOB: 0 K: 1 BB: 0 S: 5 P: 5	R: 0 H: 0 E: 0 LOB: 0 K: 0 BB: 0 S: 3 P: 3	R: 0 H: 1 E: 0 LOB: 2 K: 1 BB: 1 S: 6 P: 10	R: 1 H: 2 E: 0 LOB: 1 K: 1 BB: 0 S: 7 P: 7	R: 0 H: 1 E: 0 LOB: 0 K: 0 BB: 0 S: 3 P: 3	1B: 7 SF: 1 2B: 0 SAC: 0 3B: 0 DP: 2 HR: 1 HBP: 0		WP: 0 PA: 35 PB: 0 SB: 2 CS: 0
PITCHER Juan Marichal, R (1, 1) ERA: 0.67	IP WLS BF H R ER SO BB IBB HBP BLK WP HR S P ERA WHIP	9.0 W 35 8 2 1 7 0 1 0 0 0 1 48 52 1.00 0.889										

AB	33
R	2
H	8
RBI	2
BB	1
SO	7
LOB	11



Batter	1	2	3	4	5	6	7	8	9
Jose Pagan, R (1, 6) OBP: 0.207, SLG: 0.185	0-0 F3		0-3 K		0-0 F6		0-3 K		
Harvey Kuenn, R (1, 7) OBP: 0.333, SLG: 0.231	0-0 4-3		4-0 HR BB		0-0 F9		4-0 BB		
Willie McCovey, L (1, 3) OBP: 0.469, SLG: 0.500	0-0 1B		0-0 1-H HR		0-3 K		0-3 K		
Willie Mays, R (1, 8) OBP: 0.375, SLG: 0.645	0-0 4-3		0-0 1B		0-3 K			0-0 5-3	
Jesus Alou, R (1, 9) OBP: 0.406, SLG: 0.500		0-0 F8	0-0 1-3		0-0 6-3			0-0 F8	
Jim Ray Hart, R (1, 5) OBP: 0.313, SLG: 0.276		0-3 K		0-0 6-3			0-0 SH5-4 1B 1B	0-0 5-3	
Jack Hiatt, R (1, 2) OBP: 0.500, SLG: 0.500		0-0 1B		0-0 1-3			0-0 1B SH5-4 1B		
Ed Bailey, L (7, PH) OBP: 0.267, SLG: 0.083		0-3 K		0-0 6-3			0-0 SH5-4		
Hal Lanier, R (1, 4) OBP: 0.129, SLG: 0.133							0-0 1-2 2-3		
Juan Marichal, R (1, 1) OBP: 0.200, SLG: 0.222			0-0 4-3		0-0 1-3		0-0 BB 1B		

Inning Stats	R: 0	H: 1	E: 0	LOB: 1	K: 0	BB: 0	S: 4	P: 4
	R: 0	H: 1	E: 0	LOB: 1	K: 2	BB: 0	S: 8	P: 8
	R: 2	H: 2	E: 0	LOB: 1	K: 1	BB: 1	S: 7	P: 11
	R: 0	H: 0	E: 0	LOB: 0	K: 0	BB: 0	S: 3	P: 3
	R: 0	H: 0	E: 0	LOB: 0	K: 0	BB: 0	S: 3	P: 3
	R: 0	H: 0	E: 0	LOB: 0	K: 2	BB: 0	S: 7	P: 7
	R: 1	H: 3	E: 0	LOB: 3	K: 2	BB: 1	S: 10	P: 14
	R: 0	H: 0	E: 0	LOB: 0	K: 0	BB: 0	S: 3	P: 3

PITCHER	IP	WLS	BF	H	R	ER	SO	BB	IBB	HBP	BLK	WP	HR	S	P	ERA	WHIP
Joe Gibbon, L (1, 1) ERA: 3.21	6.0	L	23	4	2	2	5	1	0	0	0	0	1	32	36	3.00	0.833
Roy Face, R (7, 1) ERA: 3.6	2.0		10	3	1	1	2	1	0	0	0	0	0	13	17	4.50	2.000

AB R H RBI BB SO LOB

4	0	0	0	0	2	2
2	1	0	0	2	0	0
4	1	2	2	0	2	3
4	0	1	0	0	1	1
4	0	0	0	0	0	1
4	1	1	0	0	1	0
2	0	1	0	0	0	0
1	0	1	0	0	0	0
2	0	0	0	0	1	1
3	0	1	1	0	0	0


1B: 6	SF: 0	WP: 0	PA: 33
2B: 0	SAC: 1	PB: 0	
3B: 0	DP: 0	SB: 0	
HR: 1	HBP: 0	CS: 0	

AB	R	H	RBI	BB	SO	LOB
30	3	7	3	2	7	8

Pittsburgh Pirates @ San Francisco Giants
 Candlestick Park, San Francisco, CA
 Wed Apr 21 1965, 9:05 PM EST
 Att. 12,022 - Unknown

livebaseballscorecards.com

GIANTS

Batter	1	2	3	4	5	6	7	8	9	10	11	AB R H RBI BB SO LOB	TOP														
Johnny Lewis, L (1, 9) OBP: 0.486, SLG: 0.500	0-0 SH1-3 1B 2B		0-3 K		4-0 G4-3 BB		0-3 K		0-0 E5 1B	4-0 BB 1-2 BB		4 2 1 0 2 2 0	<p>New York Mets @ San Francisco Giants Candlestick Park, San Francisco, CA</p> <p>Fri Apr 23 1965, 9:05 PM EST Att. 14,037 - Unknown</p> <p>livebaseballscorecards.com</p> <table border="1"> <tr><td>AB</td><td>45</td></tr> <tr><td>R</td><td>9</td></tr> <tr><td>H</td><td>14</td></tr> <tr><td>RBI</td><td>8</td></tr> <tr><td>BB</td><td>6</td></tr> <tr><td>SO</td><td>9</td></tr> <tr><td>LOB</td><td>24</td></tr> </table> <p>WP: 0 PA: 53 PB: 0 SB: 1 CS: 1</p> 	AB	45	R	9	H	14	RBI	8	BB	6	SO	9	LOB	24
AB	45																										
R	9																										
H	14																										
RBI	8																										
BB	6																										
SO	9																										
LOB	24																										
Roy McMillan, R (1, 6) OBP: 0.158, SLG: 0.086 Billy Cowan, R (9, PR) OBP: 0.308, SLG: 0.333 (9, 8)	0-0 SH1-3 2-3		0-0 F8		0-0 G4-3 1-2f			0-3 K	4-0 1B E BB	4-0 BB 1-2 2-3 BB		3 0 0 0 1 1 1 0 1 0 0 1 0 0															
Ed Kranepool, L (1, 3) OBP: 0.429, SLG: 0.647	0-3 K		0-0 1B			0-0 4-3		0-0 2B 1B	0-0 F8	0-0 G3		6 1 2 0 0 1 6															
Joe Christopher, R (1, 7) OBP: 0.349, SLG: 0.342	0-0 1B		0-0 F8			0-0 2B 1B		0-0 4-3 1-2	0-0 FC6-4 1B		BB 4-0 E S SF8 BB	5 2 3 2 1 0 2															
Jim Hickman, R (1, 8) OBP: 0.200, SLG: 0.222 (9, 5)	0-0 F9			0-0 E5		0-0 2B		0-0 1B 2B	0-0 FC6-4 1-2f 2-H		0-0 F7	6 1 2 2 0 0 3															
Charley Smith, R (1, 5) OBP: 0.162, SLG: 0.176 (9, 6)		0-0 6-3		0-0 L5		0-3 K		0-0 1B	0-0 6-3		0-0 SF8 1-H	5 0 1 2 0 1 3															
Bobby Klaus, R (1, 4) OBP: 0.268, SLG: 0.229		0-0 CS 1B 1B		0-0 F9		0-0 1-3		0-3 K		4-0 BB BB BB	0-0 1B	5 0 2 0 1 1 3															
Chris Cannizzaro, R (1, 2) OBP: 0.280, SLG: 0.182 Galen Cisco, R (2, 1) Danny Napoleon, R (7, PH) OBP: 0.500, SLG: 0.500 Tug McGraw, R (7, 1) Ron Swoboda, R (9, PH) OBP: 0.364, SLG: 1.182 Larry Bearnarth, R (9, 1) Cleon Jones, R (10, PH) OBP: 0.120, SLG: 0.120 Dennis Ribant, R (10, 1)		0-0 1-2 1B		0-3 K			0-3 K		0-0 HR	0-0 F6	0-0 6-3	1 0 1 1 0 0 0 0 1 0 0 0 0 0 1 1 1 0 0 0 0 0 1 0 0 0 0 0 0 0 0 0 1 1 1 1 0 0 0 0 0 0 0 0 0 0 0 0 1 0 0 0 0 0 0 1 1 0 0 0 0 0 0 1															
Gary Kroll, R (1, 1) OBP: 0.667, SLG: 0.667 Jim Bethke, R (1, 1) Jesse Gonder, L (2, PH) OBP: 0.250, SLG: 0.500 (2, 2)		0-3 K			0-0 4-3		0-0 3-1		0-0 HR	0-0 F7		0 0 0 0 0 0 0 0 0 0 0 0 0 0 0 0 5 1 1 1 0 1 3															
Inning Stats	R: 1 H: 2 E: 0 LOB: 1 K: 1 BB: 0 S: 7 P: 7	R: 0 H: 2 E: 0 LOB: 2 K: 1 BB: 0 S: 6 P: 6	R: 0 H: 1 E: 0 LOB: 1 K: 1 BB: 0 S: 6 P: 6	R: 0 H: 0 E: 1 LOB: 1 K: 1 BB: 0 S: 6 P: 6	R: 0 H: 0 E: 0 LOB: 0 K: 0 BB: 1 S: 2 P: 6	R: 1 H: 2 E: 0 LOB: 1 K: 1 BB: 0 S: 7 P: 7	R: 0 H: 0 E: 0 LOB: 0 K: 2 BB: 0 S: 7 P: 7	R: 2 H: 3 E: 0 LOB: 1 K: 2 BB: 0 S: 10 P: 10	R: 4 H: 3 E: 2 LOB: 1 K: 0 BB: 1 S: 7 P: 11	R: 0 H: 0 E: 0 LOB: 3 K: 0 BB: 3 S: 3 P: 15	R: 1 H: 1 E: 0 LOB: 1 K: 0 BB: 1 S: 4 P: 8	1B: 9 SF: 1 2B: 4 SAC: 1 3B: 0 DP: 2 HR: 2 HBP: 0	WP: 0 PA: 53 PB: 0 SB: 1 CS: 1														
PITCHER	IP WLS BF H R ER SO BB IBB HBP BLK WP HR S P ERA WHIP																										
Gaylord Perry, R (1, 1) ERA: 6.38	8.0	36	12	6	6	9	1	0	0	0	0	2	53	57	6.75	1.625											
Bob Shaw, R (9, 1) ERA:	0.1	4	1	1	0	0	1	0	0	0	0	0	3	7	0.00	6.000											
Frank Linzy, R (9, 1) ERA:	0.2	2	0	1	0	0	0	0	0	0	0	0	2	2	0.00	0.000											
Bob Hendley, L (10, 1) ERA:	0.2	4	0	0	0	0	2	0	0	0	0	0	2	10	0.00	3.000											
Jim Duffalo, R (10, 1) ERA: 27.0	0.1	L 3	0	1	1	0	2	0	0	0	0	0	1	9	27.00	6.000											

Batter	1	2	3	4	5	6	7	8	9	10	11	AB R H RBI BB SO LOB	BOTTOM
--------	---	---	---	---	---	---	---	---	---	----	----	----------------------	--------

Jose Pagan, R (1, 6) <small>OBP: 0.235, SLG: 0.194</small> Chuck Hiller, L (9, PH) <small>(10, 4)</small>	4-0 4-3 BB 1B BB	0-0 5-3	0-0 1-3			0-0 5-3	0-0 G6-3 1B		0-0 F9			4 1 1 0 1 0 1 1 0 0 0 0 0 2	New York Mets @ San Francisco Giants Candlestick Park, San Francisco, CA Fri Apr 23 1965, 9:05 PM EST Att. 14,037 - Unknown
Matty Alou, L (1, 7) <small>OBP: 0.423, SLG: 0.400</small>	4-0 1B 4-3 1B BB	0-0 E3 E BB SF9		0-0 S 1B		0-0 2B 1B	0-0 G6-3 1-2f		0-0 F2			5 3 2 0 1 0 5	
Willie McCovey, L (1, 3) <small>OBP: 0.474, SLG: 0.515</small>	0-0 4-3 1-2 2-3	4-0 SF9 E BB		0-0 F2		0-0 2B		0-3 K		0-0 G5-4-3 1B		5 0 2 1 1 1 3	
Willie Mays, R (1, 8) <small>OBP: 0.368, SLG: 0.583</small>	0-0 1B 2-3 3-H	0-0 E6 1-2 2-3		0-0 F4		0-0 F9		4-0 BB		0-0 G5-4-3 1-2f		5 1 1 1 1 0 5	
Jesus Alou, R (1, 9) <small>OBP: 0.368, SLG: 0.459</small>	0-0 HR 2-H 3-H	0-0 SF9		0-0 5-3 1-2		0-0 5-3		0-0 F7		0-0 F6		5 1 1 3 0 0 3	
Jim Ray Hart, R (1, 5) <small>OBP: 0.368, SLG: 0.429</small>	0-0 HR 1-H	0-0 F8			0-0 G1-6-3 1B		0-0 SH 1B		0-0 G3		0-0 SH3 1B	6 2 4 2 0 0 3	
Ed Bailey, L (1, 2) <small>OBP: 0.176, SLG: 0.133</small> Ken Henderson, S (9, PR) Bob Hendley, R (10, 1) Jim Duffalo, R (10, 1) Ron Herbel, R (11, 1) Harvey Kuenn, R (11, PH) <small>OBP: 0.333, SLG: 0.231</small>	0-0 F6		4-0 1B FC9-2 BB		0-0 G1-6-3 1-2f		0-0 SH FC1-5 1B		0-0 SH3-4 1B		0-0 SH3 1-2	3 0 1 0 1 0 1 0	
Hal Lanier, R (1, 4) <small>OBP: 0.182, SLG: 0.161</small> Jim Davenport, R (5, PH) <small>(6, 4)</small> <small>(10, 6)</small>	4-0 BB		0-0 1B		0-0 FC4-6 1B		0-0 1B FC1-5 1-2 2-H		0-0 SH3-4		0-0 F2	1 0 1 0 1 0 0 3 0 2 1 0 0 1	
Gaylord Perry, R (1, 1) Bob Shaw, R (9, 1) Frank Linzy, R (9, 1) Tom Haller, L (9, PH) <small>OBP: 0.267, SLG: 0.154</small> <small>(10, 2)</small>	0-0 1-3		0-0 FC9-2 3-H		0-0 FC4-6 1-2f		0-0 FC1-5 1B 1-2 2-3f		4-0 IBB		0-3 K	4 0 0 0 0 0 6 0 0 0 0 0 0 0 0 0 0 0 0 0 0 1 0 0 0 1 1 1	

Inning Stats	R: 5	H: 3	E: 0	LOB: 1	K: 0	BB: 3	S: 6	P: 18	R: 1	H: 0	E: 2	LOB: 2	K: 0	BB: 1	S: 5	P: 9	R: 0	H: 1	E: 0	LOB: 1	K: 0	BB: 1	S: 3	P: 7	R: 0	H: 2	E: 0	LOB: 1	K: 0	BB: 0	S: 4	P: 4	R: 1	H: 2	E: 0	LOB: 1	K: 0	BB: 0	S: 5	P: 5	R: 1	H: 3	E: 1	LOB: 2	K: 0	BB: 0	S: 6	P: 6	R: 0	H: 0	E: 0	LOB: 1	K: 1	BB: 1	S: 5	P: 9	R: 0	H: 1	E: 0	LOB: 2	K: 0	BB: 1	S: 4	P: 8	R: 0	H: 1	E: 0	LOB: 0	K: 0	BB: 0	S: 3	P: 3	R: 0	H: 1	E: 0	LOB: 1	K: 1	BB: 0	S: 6	P: 6	1B: 13	SF: 1	2B: 2	SAC: 3	3B: 0	DP: 4	HR: 1	HBP: 0	WP: 0	PA: 54
PITCHER	IP	WLS	BF	H	R	ER	SO	BB	IBB	HBP	BLK	WP	HR	S	P	ERA	WHIP																																																																									
Gary Kroll, R (1, 1) ERA: 6.14	0.1	5	2	4	4	4	0	2	0	0	0	0	0	3	11	108.00	12.000																																																																									
Jim Bethke, R (1, 1) ERA: 5.4	0.2	4	1	1	1	0	1	0	0	0	0	0	1	3	7	13.50	3.000																																																																									
Galen Cisco, R (2, 1) ERA: 2.84	5.0	23	6	2	1	0	2	0	0	0	0	0	0	21	29	1.80	1.600																																																																									
Tug McGraw, L (7, 1) ERA: 4.91	2.0	10	3	1	1	1	1	0	0	0	0	0	0	11	15	4.50	2.000																																																																									
Larry Bearnarth, R (9, 1) ERA:	1.0	5	1	0	0	0	0	0	1	0	0	0	0	4	8	0.00	1.000																																																																									
PITCHER	IP	WLS	BF	H	R	ER	SO	BB	IBB	HBP	BLK	WP	HR	S	P	ERA	WHIP																																																																									
Dennis Ribant, R (10, 1) ERA:	2.0	7	2	0	0	0	1	0	0	0	0	0	0	9	9	0.00	1.000																																																																									



Batter	1	2	3	4	5	6	7	8	9	AB R H RBI BB SO LOB	TOP				
Johnny Lewis, L (1, 9) OBP: 0.475, SLG: 0.469	0-0 SH FC4-6 1B	0-3 K			0-3 K			0-0 F9	4-0 3B IBB	4 2 1 0 1 2 0					
Roy McMillan, R (1, 6) OBP: 0.146, SLG: 0.079 Danny Napoleon, R (9, PH) OBP: 0.667, SLG: 1.333	0-0 SH FC4-6 1B		0-0 6-3		0-0 6-3			0-0 F8	0-0 3B	3 1 0 0 0 0 0 1 0 1 3 0 0 0					
Ed Kranepool, L (1, 3) OBP: 0.450, SLG: 0.789	0-0 G3		0-0 HR			0-0 HR		4-0 1B BB	0-3 K	4 2 2 2 1 1 4					
Joe Christopher, R (1, 7) OBP: 0.362, SLG: 0.341	4-0 FC4-6 IBB		0-0 4-3		0-0 5-3			0-0 1B		3 0 1 0 1 0 0					
Jim Hickman, R (1, 8) OBP: 0.174, SLG: 0.190 Jesse Gonder, L (8, PH) OBP: 0.231, SLG: 0.462 Billy Cowan, R (8, 8) OBP: 0.308, SLG: 0.333	0-0 FC4-6 1B		0-3 K		0-3 K			0-0 3-1		3 0 0 1 0 2 2 1 0 0 0 0 0 2 0 0 0 0 0 0 0					
Charley Smith, R (1, 5) OBP: 0.195, SLG: 0.211	0-0 1-2 3-H 1B		0-3 K		0-0 5-3				0-0 G3 3B 1B	4 1 2 1 0 1 0					
Bobby Klaus, R (1, 4) OBP: 0.250, SLG: 0.211 Cleon Jones, R (9, PH) OBP: 0.115, SLG: 0.115	0-0 F5		0-3 K		0-0 K		0-0 4-3		0-0 F7	3 0 0 0 0 1 2 1 0 0 0 0 0 1					
Chris Cannizzaro, R (1, 2) OBP: 0.241, SLG: 0.154 Al Jackson, L (9, PR) Hawk Taylor, R (9, 2)			0-3 K		0-0 4-3		0-0 F4		0-0 E1 3B G3	4 0 0 0 0 1 1 0 1 0 0 0 0 0 0 0 0 0 0 0 0					
Tom Parsons, R (1, 1) Ron Swoboda, R (5, PH) OBP: 0.333, SLG: 1.083 Gary Kroll, R (5, 1) OBP: 0.500, SLG: 0.500 Warren Spahn, L (9, PH) OBP: 0.143, SLG: 0.286 Dennis Ribant, R (9, 1)			0-3 K		0-0 4-3		0-0 5-3		0-0 G3	1 0 0 0 0 1 0 1 0 0 0 0 0 0 1 0 0 0 0 0 2 0 0 0 0 0 0 0					
Inning Stats	R: 2 H: 2 E: 1 LOB: 2 K: 0 BB: 1 S: 6 P: 10	R: 0 H: 0 E: 0 LOB: 0 K: 3 BB: 0 S: 9 P: 9	R: 1 H: 1 E: 0 LOB: 0 K: 1 BB: 0 S: 6 P: 6	R: 0 H: 0 E: 0 LOB: 0 K: 2 BB: 0 S: 7 P: 7	R: 0 H: 0 E: 0 LOB: 0 K: 1 BB: 0 S: 5 P: 5	R: 1 H: 1 E: 0 LOB: 0 K: 1 BB: 0 S: 6 P: 6	R: 0 H: 0 E: 0 LOB: 0 K: 0 BB: 0 S: 3 P: 3	R: 0 H: 1 E: 0 LOB: 2 K: 0 BB: 1 S: 4 P: 8	R: 3 H: 2 E: 1 LOB: 2 K: 1 BB: 1 S: 8 P: 12	1B: 4 SF: 0 2B: 0 SAC: 1 3B: 1 DP: 0 HR: 2 HBP: 0	WP: 0 PA: 39 PB: 0 SB: 0 CS: 0				
PITCHER	IP WLS BF H R ER SO BB IBB HBP BLK WP HR S P ERA WHIP											PITCHER	IP WLS BF H R ER SO BB IBB HBP BLK WP HR S P ERA WHIP		
Jack Sanford, R (1, 1) ERA: 3.6	7.2		5 4 2 8 1 1 0 0 0 0 0 2 45 53 2.35 0.783												
Bob Shaw, R (8, 1) ERA:	1.0	L	7 2 3 0 0 0 1 0 0 0 0 0 6 10 0.00 2.000												
Bob Hendley, L (9, 1) ERA:	0.1		1 0 0 0 1 0 0 0 0 0 0 0 3 3 0.00 0.000												

New York Mets @ San Francisco Giants
 Candlestick Park, San Francisco, CA
 Sat Apr 24 1965, 6:33 AM EST
 Att. 14,702 - Unknown

livebaseballscores.com	AB	35
	R	7
	H	7
	RBI	7
	BB	3
	SO	9
	LOB	14



BOTTOM

New York Mets @ San Francisco Giants
Candlestick Park, San Francisco, CA

Sat Apr 24 1965, 6:33 AM EST
Att. 14,702 - Unknown

livebaseballscorecards.com

AB 38
R 6
H 12
RBI 6
BB 1
SO 3
LOB 19



WP: 0 PA: 41
PB: 1
SB: 1
CS: 0

AB R H RBI BB SO LOB

5 1 1 0 0 1 2

5 1 2 0 0 1 0

4 0 1 0 0 1 3

5 2 3 1 0 0 2

4 1 2 1 0 0 3

4 1 1 2 0 0 4

3 0 1 1 1 0 1

4 0 0 0 0 0 3

3 0 0 0 0 0 1

1 0 1 1 0 0 0

0 0 0 0 0 0 0

1B: 11 SF: 0
2B: 1 SAC: 1
3B: 0 DP: 0
HR: 0 HBP: 1

Batter	1	2	3	4	5	6	7	8	9
Jose Pagan, R OBP: 0.231, SLG: 0.194 (1, 6)	0-0 6-3		0-0 F8 1B 1B	0-0 1-3			0-3 K	0-0 F8	
Matty Alou, L OBP: 0.419, SLG: 0.400 (1, 7)	0-0 FC4-6 1B		0-0 1B 1-2 1B			0-0 F9	0-3 K		0-0 4-3
Willie McCovey, L OBP: 0.465, SLG: 0.486 (1, 3) Bob Schroder, L (9, PR)	0-0 FC4-6 FC6-4 1-2f		0-0 F8 2-3			1-0 1B HBP	0-3 K		0-0 FC6-4 1B
Willie Mays, R OBP: 0.395, SLG: 0.610 (1, 8)	0-0 FC6-4 1-2f		0-0 1B 1-3 FC6-4 1B			0-0 1-2 1B		0-0 SH5-3 1B 2B	0-0 FC6-4 E S 1-2f
Jesus Alou, R OBP: 0.381, SLG: 0.463 (1, 9)		0-0 4-3 PB 1B	0-0 FC6-4 1B			0-0 F2		0-0 SH5-3 2-3	0-0 6-3 1-3
Jim Ray Hart, R OBP: 0.357, SLG: 0.410 (1, 5) Jim Davenport, R (9, 5)		0-0 4-3 1-3	0-0 FC6-4 1-2f 3-H			0-0 F4		0-0 BB 1B	
Tom Haller, L OBP: 0.316, SLG: 0.188 (1, 2)		0-0 FC6-4 1B 3-H	0-0 F7			0-0 G3		4-0 BB BB 1B 1-2 BB	
Hal Lanier, R OBP: 0.162, SLG: 0.143 (1, 4)		0-0 FC6-4 1-2f		0-0 F8		0-0 F9		0-0 L5	
Jack Sanford, R OBP: 0.286, SLG: 0.167 (1, 1) Bob Shaw, R (8, 1) Bob Hendley, R (9, 1)		0-0 1-3		0-0 6-3		0-0 F3		0-0 1-3 2-H 1B	

Inning Stats	R: 0	H: 1	E: 0	LOB: 1	K: 0	BB: 0	S: 4	P: 4	R: 1	H: 2	E: 1	LOB: 1	K: 0	BB: 0	S: 5	P: 5	R: 3	H: 4	E: 0	LOB: 1	K: 0	BB: 0	S: 7	P: 7	R: 0	H: 0	E: 0	LOB: 0	K: 0	BB: 0	S: 3	P: 3	R: 0	H: 1	E: 0	LOB: 2	K: 0	BB: 0	S: 4	P: 5	R: 0	H: 0	E: 0	LOB: 0	K: 3	BB: 0	S: 9	P: 9	R: 2	H: 3	E: 0	LOB: 2	K: 0	BB: 1	S: 6	P: 10	R: 0	H: 1	E: 0	LOB: 2	K: 0	BB: 0	S: 4	P: 4
--------------	------	------	------	--------	------	-------	------	------	------	------	------	--------	------	-------	------	------	------	------	------	--------	------	-------	------	------	------	------	------	--------	------	-------	------	------	------	------	------	--------	------	-------	------	------	------	------	------	--------	------	-------	------	------	------	------	------	--------	------	-------	------	-------	------	------	------	--------	------	-------	------	------

PITCHER	IP	WLS	BF	H	R	ER	SO	BB	IBB	HBP	BLK	WP	HR	S	P	ERA	WHIP
Tom Parsons, R (1, 1) ERA: 3.75	4.0		19	7	4	4	0	0	0	0	0	0	0	19	19	9.00	1.750
Gary Kroll, R (5, 1) ERA: 5.56	4.0	W	18	4	2	2	3	1	0	1	0	0	0	22	27	4.50	1.250
Dennis Ribant, R (9, 1) ERA:	1.0	S	4	1	0	0	0	0	0	0	0	0	0	4	4	0.00	1.000

WP	HR	S	P	ERA	WHIP
0	0	4	4	0.00	1.000

Batter	1	2	3	4	5	6	7	8	9	AB R H RBI BB SO LOB	TOP	
Johnny Lewis, L (1, 9) <small>OBP: 0.477, SLG: 0.486</small>	0-3 		4-0 			0-0 		0-0 		3 0 1 0 1 1 0	New York Mets @ San Francisco Giants Candlestick Park, San Francisco, CA Sun Apr 25 1965, 6:33 AM EDT Unknown	
Roy McMillan, R (1, 6) <small>OBP: 0.159, SLG: 0.098</small> Tug McGraw, R (7, 1) Cleon Jones, R (8, PH) <small>OBP: 0.111, SLG: 0.111</small> Carl Willey, R (8, 1)	0-0 		0-0 			0-0 		0-3 		3 0 1 0 0 0 1 0 0 0 0 0 0 0 1 0 0 0 0 1 0 0 0 0 0 0 0 0		
Ed Kranepool, L (1, 3) <small>OBP: 0.432, SLG: 0.738</small>	0-0 		0-0 			0-0 		0-0 		4 0 1 0 0 0 3		
Joe Christopher, R (1, 7) <small>OBP: 0.353, SLG: 0.333</small>		0-0 		0-0 		0-3 		0-0 		4 0 1 0 0 1 2		
Charley Smith, R (1, 5) <small>OBP: 0.178, SLG: 0.190</small> (7, 6)		0-3 		0-0 			0-0 		0-0 	4 0 0 0 0 1 1		
Jim Hickman, R (1, 8) <small>OBP: 0.185, SLG: 0.167</small>		0-0 		0-0 			4-0 		0-0 	3 0 0 0 1 0 1		
Bobby Klaus, R (1, 4) <small>OBP: 0.239, SLG: 0.200</small> Ron Swoboda, R (7, PH) <small>OBP: 0.385, SLG: 1.077</small> Billy Cowan, R (7, 4) <small>OBP: 0.286, SLG: 0.308</small>		0-0 			0-3 		0-0 		0-0 	2 0 0 0 0 1 1 1 0 1 0 0 0 0 1 0 0 0 0 0 1		
Chris Cannizzaro, R (1, 2) <small>OBP: 0.233, SLG: 0.148</small> Jesse Gonder, L (3, 2) <small>OBP: 0.188, SLG: 0.375</small>			0-3 		0-0 		0-0 		0-3 	1 0 0 0 0 1 0 3 0 0 0 0 1 3		
Al Jackson, L (1, 1) Jim Bethke, R (4, 1) Danny Napoleon, R (7, PH) <small>OBP: 0.500, SLG: 1.000</small> (7, 5)			0-3 		0-3 		0-0 			1 0 0 0 0 1 0 1 0 0 0 0 1 0 1 0 0 0 0 0 2		
Inning Stats	R: 0 H: 0 E: 0 LOB: 0 K: 1 BB: 0 S: 5 P: 5	R: 0 H: 1 E: 1 LOB: 1 K: 1 BB: 0 S: 6 P: 6	R: 0 H: 1 E: 0 LOB: 2 K: 2 BB: 1 S: 8 P: 12	R: 0 H: 0 E: 0 LOB: 0 K: 0 BB: 0 S: 3 P: 3	R: 0 H: 0 E: 0 LOB: 0 K: 2 BB: 0 S: 7 P: 7	R: 0 H: 1 E: 0 LOB: 1 K: 1 BB: 0 S: 6 P: 6	R: 0 H: 1 E: 0 LOB: 2 K: 0 BB: 1 S: 4 P: 8	R: 0 H: 1 E: 0 LOB: 1 K: 1 BB: 0 S: 6 P: 6	R: 0 H: 0 E: 1 LOB: 1 K: 1 BB: 0 S: 6 P: 6	1B: 4 SF: 0 2B: 2 SAC: 0 3B: 0 DP: 1 HR: 0 HBP: 0		WP: 0 PA: 35 PB: 0 SB: 0 CS: 1
PITCHER Juan Marichal, R (1, 1) <small>ERA: 0.5</small>	IP WLS BF H R ER SO BB IBB HBP BLK WP HR S P ERA WHIP 9.0 W 35 5 0 0 9 2 0 0 0 0 0 0 51 59 0.00 0.778											PITCHER IP WLS BF H R ER SO BB IBB HBP BLK WP HR S P ERA WHIP

livebaseballscores.com

AB	33
R	0
H	5
RBI	0
BB	2
SO	9
LOB	15



Batter	1	2	3	4	5	6	7	8	9	AB	R	H	RBI	BB	SO	LOB
Harvey Kuenn, R OBP: 0.400, SLG: 0.250 (1, 7)	FC1-5 S BB	3B BB		F3 ①		1B		E1 G1-6-3		3	1	1	0	2	0	0
Hal Lanier, R OBP: 0.167, SLG: 0.200 (1, 4)	FC1-5 HR 1-3	3B 1-H 2-H		G3 ②		F4 ③		G1-6-3 ② ③ 1-2f		5	1	1	2	0	0	3
Willie McCovey, L OBP: 0.489, SLG: 0.575 (1, 3)	HR 1-H	BB		FC5-4 1B				K ①		3	1	2	2	1	1	0
Willie Mays, R OBP: 0.382, SLG: 0.556 (1, 8)	G1	F9 ③		FC5-4 1-2f ③				6-3 ②		4	0	0	0	0	0	3
Jesus Alou, R OBP: 0.413, SLG: 0.511 (1, 9)	FC6-4 1B							K FC BB 1B		4	1	3	0	0	1	0
Jim Ray Hart, R OBP: 0.349, SLG: 0.400 (1, 5)	FC6-4 1-2f ③							F9 ②		1	0	0	0	0	0	1
Jim Davenport, R OBP: 0.500, SLG: 0.400 (3, 5)								FC BB 1-2		2	0	0	0	1	0	1
Jose Pagan, R OBP: 0.256, SLG: 0.250 (1, 6)		SH2-4 3B 1B						FC 1-2 2-3		4	1	2	1	0	0	2
Tom Haller, L OBP: 0.273, SLG: 0.158 (1, 2)		SH2-4 1-2 ①		F4 ②				K2-3 ①		3	0	0	0	0	1	4
Juan Marichal, R OBP: 0.143, SLG: 0.154 (1, 1)		1-3 ②		5-3 ③				5-3 ②		4	0	0	0	0	0	2

Inning Stats	R: 2	H: 2	E: 0	LOB: 1	K: 0	BB: 1	S: 5	P: 9	R: 2	H: 2	E: 0	LOB: 2	K: 0	BB: 2	S: 5	P: 13	R: 1	H: 2	E: 0	LOB: 1	K: 0	BB: 0	S: 5	P: 5	R: 0	H: 1	E: 0	LOB: 1	K: 0	BB: 0	S: 4	P: 4	R: 0	H: 0	E: 0	LOB: 0	K: 1	BB: 0	S: 5	P: 5	R: 0	H: 1	E: 0	LOB: 1	K: 1	BB: 0	S: 6	P: 6	R: 0	H: 1	E: 0	LOB: 3	K: 1	BB: 1	S: 7	P: 11	R: 0	H: 0	E: 1	LOB: 0	K: 0	BB: 0	S: 3	P: 3
--------------	------	------	------	--------	------	-------	------	------	------	------	------	--------	------	-------	------	-------	------	------	------	--------	------	-------	------	------	------	------	------	--------	------	-------	------	------	------	------	------	--------	------	-------	------	------	------	------	------	--------	------	-------	------	------	------	------	------	--------	------	-------	------	-------	------	------	------	--------	------	-------	------	------

PITCHER	IP	WLS	BF	H	R	ER	SO	BB	IBB	HBP	BLK	WP	HR	S	P	ERA	WHIP
Al Jackson, L ERA: 8.4 (1, 1)	3.0	L	18	6	5	5	0	3	0	0	0	0	1	15	27	15.00	3.000
Jim Bethke, R ERA: 2.84 (4, 1)	3.0		11	2	0	0	2	0	0	0	0	0	0	15	15	0.00	0.667
Tug McGraw, L ERA: 3.86 (7, 1)	1.0		6	1	0	0	1	1	0	0	0	0	0	7	11	0.00	2.000
Carl Willey, R ERA: 3.68 (8, 1)	1.0		3	0	0	0	0	0	0	0	0	0	0	3	3	0.00	0.000

BOTTOM

New York Mets @ San Francisco Giants
Candlestick Park, San Francisco, CA

Sun Apr 25 1965, 6:33 AM EDT
Unknown

AB	33
R	5
H	9
RBI	5
BB	4
SO	3
LOB	16

livebaseballscorecards.com

GIANTS

WP: 0	PA: 38
PB: 0	
SB: 1	
CS: 0	

Batter	1	2	3	4	5	6	7	8	9	AB R H RBI BB SO LOB	TOP											
Bobby Klaus, R (1, 4) OBP: 0.275, SLG: 0.250	0-0 2B	0-0 1-2 2-H 1B		4-0 1-2 BB		0-3 K		0-0 4-3		4 0 2 1 1 1 1												
Johnny Lewis, L (1, 9) OBP: 0.429, SLG: 0.425	0-0 B1	0-3 K		0-3 K			0-0 1-3		0-0 5-3	5 0 0 0 0 2 5												
Joe Christopher, R (1, 7) OBP: 0.339, SLG: 0.306	0-0 5-3		0-0 F7		0-0 6-3		0-3 K		1-0 1-3 HBP	4 0 0 0 0 1 1												
Ed Kranepool, L (1, 3) OBP: 0.469, SLG: 0.783	4-0 IBB		0-0 FC6-4 1B		0-0 2B		0-0 HR 2B		0-0 1-3	4 2 3 0 1 0 1												
Ron Swoboda, R (1, 8) OBP: 0.389, SLG: 1.111 Billy Cowan, R (9, 8) OBP: 0.286, SLG: 0.308	0-0 F2		0-0 FC6-4		0-0 6-3 2B		0-0 HR 2B		0-0 6-3	5 1 2 3 0 0 4 0 0 0 0 0 0 0												
Charley Smith, R (1, 5) OBP: 0.163, SLG: 0.174		0-0 F2	0-0 6-3		0-0 6-3		0-3 K			4 0 0 0 0 1 2												
Roy McMillan, R (1, 6) OBP: 0.167, SLG: 0.091		4-0 BB 1B BB		0-0 F7	0-0 F6			0-0 F6		3 1 0 0 1 0 1												
Chris Cannizzaro, R (1, 2) OBP: 0.206, SLG: 0.129		0-3 K		0-0 F4		0-0 5-3		0-0 1-3		4 0 0 0 0 1 1												
Warren Spahn, L (1, 1) OBP: 0.364, SLG: 0.333		4-0 1-2 1B BB		0-0 BB 1B		0-0 6-3		4-0 BB		2 0 1 0 2 0 0												
Inning Stats	R: 0 E: 0 K: 0 S: 4	H: 1 LOB: 2 BB: 1 P: 8	R: 1 E: 0 K: 2 S: 8	H: 1 LOB: 2 BB: 2 P: 16	R: 0 E: 0 K: 0 S: 4	H: 1 LOB: 1 BB: 0 P: 4	R: 0 E: 0 K: 1 S: 6	H: 1 LOB: 2 BB: 1 P: 10	R: 1 E: 0 K: 0 S: 5	H: 2 LOB: 1 BB: 0 P: 5	R: 0 E: 0 K: 1 S: 5	H: 0 LOB: 0 BB: 0 P: 5	R: 2 E: 0 K: 2 S: 9	H: 2 LOB: 0 BB: 0 P: 9	R: 0 E: 0 K: 0 S: 3	H: 0 LOB: 1 BB: 1 P: 7	R: 0 E: 0 K: 0 S: 3	H: 0 LOB: 1 BB: 0 P: 4	1B: 3 2B: 4 3B: 0 HR: 1	SF: 0 SAC: 0 DP: 0 HBP: 1	WP: 0 PB: 0 SB: 0 CS: 0	PA: 41
PITCHER	IP WLS BF H R ER SO BB IBB HBP BLK WP HR S P ERA WHIP																					
Bobby Bolin, R (1, 1) ERA: 4.35	6.0 L 28 6 2 2 4 3 1 0 0 0 0 32 48 3.00 1.500																					
Ron Herbel, R (7, 1) ERA: 2.25	2.0 9 2 2 2 2 1 0 0 0 0 0 1 12 16 9.00 1.500																					
Frank Linzy, R (9, 1) ERA:	1.0 4 0 0 0 0 0 0 0 1 0 0 0 3 4 0.00 0.000																					

New York Mets @ San Francisco Giants
 Candlestick Park, San Francisco, CA
 Sun Apr 25 1965, 6:38 AM EDT
 Att: 33,905 - Unknown

livebaseballscorecards.com

AB	35
R	4
H	8
RBI	4
BB	5
SO	6
LOB	16



Batter	1	2	3	4	5	6	7	8	9	AB R H RBI BB SO LOB
Harvey Kuenn, R (1, 7) OBP: 0.375, SLG: 0.250	0-0 F9			0-0 F3		0-0 F9		0-0		4 0 1 1 0 0 1
Hal Lanier, R (1, 4) OBP: 0.152, SLG: 0.182	0-0 F9			0-0 4-3			0-0 4-3	0-0 F9		4 0 0 0 0 0 1
Willie McCovey, L (1, 3) OBP: 0.460, SLG: 0.535 Jim Ray Hart, R (9, PH) OBP: 0.341, SLG: 0.390	0-3 K			0-3 K			0-0 F6		0-0 6-3	3 0 0 0 0 2 0 1 0 0 0 0 0 0
Willie Mays, R (1, 8) OBP: 0.373, SLG: 0.612		0-0 5-3			0-0 F4		0-0		0-0	4 1 2 1 0 0 0
Jesus Alou, R (1, 9) OBP: 0.400, SLG: 0.490		0-0 5-3			0-0 6-3		0-0		0-0	4 0 1 0 0 0 1
Jim Davenport, R (1, 5) OBP: 0.300, SLG: 0.222		0-3 K			0-0 F7				0-0 4-3	4 0 0 0 0 1 1
Jose Pagan, R (1, 6) OBP: 0.234, SLG: 0.227			0-0 G3			0-0 6-3		0-0 F4	0-0 F6	4 0 0 0 0 0 1
Ed Bailey, L (1, 2) OBP: 0.286, SLG: 0.118 Jack Hiatt, R (8, PH) OBP: 0.667, SLG: 0.667			0-3 K			0-0 G3		0-0	0-0	2 0 0 0 0 1 0 1 1 1 0 0 0 0
Bobby Bolin, R (1, 1) Orlando Cepeda, R (6, PH) Ken Henderson, S (6, PH) Ron Herbel, R (7, 1) Cap Peterson, R (8, PH) Frank Linzy, R (9, 1)			0-0 1-3			0-0		0-0	0-0	1 0 0 0 0 0 0 1 0 1 0 0 0 0 0 0 0 0 0 0 0 0 0 0 0 0 0 0 1 1 1 1 0 0 0 0 0 0 0 0 0 0

BOTTOM


New York Mets @ San Francisco Giants
Candlestick Park, San Francisco, CA

Sun Apr 25 1965, 6:38 AM EDT
Att. 33,905 - Unknown

AB	34
R	3
H	7
RBI	3
BB	0
SO	4
LOB	5



Inning Stats	R: 0	H: 0	E: 0	K: 1	S: 5	LOB: 0	BB: 0	P: 5	R: 0	H: 0	E: 0	K: 1	S: 5	LOB: 0	BB: 0	P: 5	R: 0	H: 0	E: 0	K: 1	S: 5	LOB: 0	BB: 0	P: 5	R: 0	H: 0	E: 0	K: 0	S: 3	LOB: 1	BB: 0	P: 4	R: 0	H: 1	E: 0	K: 0	S: 4	LOB: 1	BB: 0	P: 4	R: 2	H: 3	E: 0	K: 0	S: 6	LOB: 1	BB: 0	P: 6	R: 1	H: 2	E: 0	K: 0	S: 5	LOB: 1	BB: 0	P: 5	1B: 5	SF: 0	2B: 1	SAC: 0	3B: 0	DP: 0	HR: 1	HBP: 0	WP: 0	PA: 34
PITCHER Warren Spahn, L (1, 1) ERA: 2.42	IP	WLS	BF	H	R	ER	SO	BB	IBB	HBP	BLK	WP	HR	S	P	ERA	WHIP																			PITCHER	IP	WLS	BF	H	R	ER	SO	BB	IBB	HBP	BLK	WP	HR	S	P	ERA	WHIP													

Batter	1	2	3	4	5	6	7	8	9	AB R H RBI BB SO LOB	TOP																						
Tony Taylor, R OBP: 0.351, SLG: 0.320 (1, 4)	0-0 PB 1B 1B		0-0 1-3	1-0 1B HR HBP		0-3 K		0-0 1-3	4-0 BB BB BB BB BB	4 2 1 1 1 1 0																							
Dick Allen, R OBP: 0.385, SLG: 0.612 (1, 5)	0-0 PB 1B 1B		0-0 HR	0-0 1-3 2-H HR 1B		0-0 HR		0-0 F9	0-0 F8	6 4 4 3 0 0 3																							
Johnny Callison, L OBP: 0.231, SLG: 0.438 (1, 9)	0-3 K 1-2 2-3		0-0 6-3	0-0 1-H 3-H HR		0-0 F7		0-0 4-3		5 1 1 3 0 1 2																							
Wes Covington, L OBP: 0.286, SLG: 0.720 John Herrnstein, L (1, 7) (6, 7) (9, 3)	0-0 G5-4-3 2-H 3-H 1B		0-0 HR	0-0 3-1		0-0 F3		0-0 F5		4 1 2 3 0 0 0 1 0 0 0 0 0 0																							
Tony Gonzalez, L OBP: 0.281, SLG: 0.333 (1, 8)	0-0 G5-4-3 1-2f		0-0 HR	0-0 F7			0-0 6-3		4-0 2B SF7 BB	4 2 1 1 1 0 1																							
Dick Stuart, R OBP: 0.370, SLG: 0.500 Bobby Wine, R (1, 3) (7, 6)		0-0 F5	0-0 6-3		1-0 HBP		0-3 K		0-0 BB BB 2B	3 0 0 0 0 1 0 0 0 0 0 0 0 0 1 1 1 0 0 0 0																							
John Briggs, L OBP: 0.750, SLG: 1.000 (9, PH) (9, 7)																																	
Clay Dalrymple, L OBP: 0.364, SLG: 0.517 Bobby Del Greco, R Gus Triandos, R (1, 2) (9, PR) (9, 2)		0-0 1B		0-0 HR		0-0 F8		4-0 1B BB	4-0 BB BB BB	3 1 2 1 2 0 1 0 0 0 0 0 0 0 0 0 0 0 0 0 0	AB 37 R 13 H 13 RBI 13 BB 6 SO 6 LOB 13																						
Ruben Amaro, R OBP: 0.255, SLG: 0.171 (1, 6) (7, 3) (9, 6)		0-0 F9		4-0 SH5-4 1B BB		0-3 K		0-0 1-2 1B	0-0 SF7	3 1 1 1 1 1 2																							
Jim Bunning, R OBP: 0.125, SLG: 0.125 Art Mahaffey, R Morrie Steevens, L Jack Baldschun, R Cookie Rojas, R Ed Roebuck, R (1, 1) (3, 1) (7, 1) (7, 1) (9, PH) (9, 1)		0-0 6-3		0-0 SH5-4 1-2		0-3 K		0-3 K	4-0 BB BB BB BB BB	1 0 0 0 0 0 1 2 0 0 0 0 0 2 3 0 1 0 0 0 0 0 0 0 0 0 0																							
Inning Stats	R: 2 E: 0 K: 1 S: 7	H: 3 LOB: 0 BB: 0 P: 7	R: 0 E: 0 K: 0 S: 4	H: 1 LOB: 1 BB: 0 P: 4	R: 3 E: 0 K: 0 S: 6	H: 3 LOB: 0 BB: 1 P: 11	R: 5 E: 0 K: 0 S: 6	H: 3 LOB: 0 BB: 1 P: 11	R: 0 E: 0 K: 2 S: 8	H: 1 LOB: 2 BB: 1 P: 12	R: 0 E: 0 K: 0 S: 3	H: 0 LOB: 0 BB: 0 P: 3	R: 0 E: 0 K: 0 S: 4	H: 0 LOB: 0 BB: 4 P: 20	1B: 6 2B: 1 3B: 0 HR: 6	SF: 1 SAC: 1 DP: 1 HBP: 2	WP: 0 PB: 1 SB: 0 CS: 0	PA: 47															
PITCHER	IP WLS BF H R ER SO BB IBB HBP BLK WP HR S P ERA WHIP																																
Gaylord Perry, R ERA: 7.17 (1, 1)	3.0	15	7	5	4	1	0	0	0	0	0	0	3	17	17	12.00	2.333																
Bob Hendley, L ERA: 22.5 (4, 1)	0.1	6	3	5	5	0	1	0	1	0	0	0	2	4	9	135.00	12.000																
Ron Herbel, R ERA: 2.53 (4, 1)	2.2	10	1	1	1	3	0	0	1	0	0	0	1	15	16	3.38	0.375																
Bob Priddy, R ERA: (7, 1)	1.0	5	1	0	0	2	1	0	0	0	0	0	0	8	12	0.00	2.000																
Frank Linzy, R ERA: 3.86 (8, 1)	1.1	6	1	2	2	0	1	0	0	0	0	0	0	5	9	13.50	1.500																
PITCHER	IP WLS BF H R ER SO BB IBB HBP BLK WP HR S P ERA WHIP																																
Bob Shaw, R ERA: (9, 1)	0.2	5	0	0	0	0	0	0	0	0	0	0	0	2	14	0.00	4.500																

Philadelphia Phillies @ San Francisco Giants
Candlestick Park, San Francisco, CA
Tue Apr 27 1965, 10:05 PM EDT
Att. 10,705 - Unknown

livebaseballscorecards.com



Batter	1	2	3	4	5	6	7	8	9	AB R H RBI BB SO LOB
Matty Alou, L (1, 7) OBP: 0.432, SLG: 0.486	0-0 5-3	0-0 F9		0-0 1B 1B		0-0 F7	4-0 1-2 BB		0-0 HR	5 1 2 2 1 0 1
Hal Lanier, R (1, 4) OBP: 0.196, SLG: 0.265 (8, 6)	0-0 6-3 3B		0-0 1B HR 1B	0-0 1-2 1B		0-3 K	0-0 5-3			5 2 3 0 0 1 3
Willie Mays, R (1, 8) OBP: 0.393, SLG: 0.648	0-0 6-3		0-0 1-2 HR 1B	0-0 F7			0-0 2B 2B	0-0 FC 2B		5 3 3 1 0 0 2
Willie McCovey, L (1, 3) OBP: 0.491, SLG: 0.630	1-0 3B HBP		0-0 1-1 HR	0-3 K			0-0 1B 3B 2B	4-0 FC BB		3 3 2 4 1 1 2
Jesus Alou, R (1, 9) OBP: 0.407, SLG: 0.528	0-0 1-1 1B 3B		0-0 F1		0-0 F3		0-0 2-3 3B 1B	0-0 FC 1B		5 3 2 1 0 0 1
Tom Haller, L (1, 2) OBP: 0.296, SLG: 0.208	0-0 3-1 1B		0-0 F8		0-0 F4		0-3 K	0-0 2-1 1B		5 0 2 2 0 1 2
Jim Davenport, R (1, 5) OBP: 0.231, SLG: 0.167 Jim Ray Hart, R (7, PH) OBP: 0.356, SLG: 0.452 Chuck Hiller, L (8, 4)	0-3 K		0-0 6-3		0-0 F9		0-0 1-1 3-1 SF8 3B	0-0 F8		3 0 0 0 0 1 1 1 1 1 2 0 0 0 1 0 0 0 0 0 0
Jose Pagan, R (1, 6) OBP: 0.240, SLG: 0.255 Ed Bailey, L (7, PH) OBP: 0.273, SLG: 0.118 Frank Linzy, R (8, 1) Bob Shaw, R (9, 1) OBP: 0.500, SLG: 0.500 Cap Peterson, R (9, PH) OBP: 0.667, SLG: 1.333		0-0 F8		0-0 SH5-4 1B 2B		0-0 5-3	0-0 SF8		0-0 F8	3 1 1 0 0 0 0 0 0 0 1 0 0 0 0 0 0 0 0 0 0 0 0 0 0 0 0 0 1 0 0 0 0 0 0
Gaylord Perry, R (1, 1) Bob Hendley, R (4, 1) Ron Herbet, R (4, 1) Harvey Kuenn, R (6, PH) OBP: 0.400, SLG: 0.250 Bob Priddy, R (7, 1) Bob Schroder, L (7, PH) (8, 5)		0-3 K		0-0 SH5-4		1-0 HBP	4-0 BB BB		0-0 4-3	1 0 0 0 0 1 0 1 0 0 0 1 0 0

Inning Stats	R: 3	H: 3	E: 0	LOB: 1	K: 1	P: 9	R: 0	H: 0	E: 0	LOB: 0	K: 1	P: 5	R: 3	H: 3	E: 0	LOB: 0	K: 0	P: 6	R: 1	H: 3	E: 0	LOB: 2	K: 1	P: 8	R: 0	H: 0	E: 0	LOB: 0	K: 0	P: 3	R: 0	H: 0	E: 0	LOB: 1	K: 1	P: 6	R: 4	H: 4	E: 0	LOB: 2	K: 1	P: 17	R: 2	H: 2	E: 1	LOB: 0	K: 0	P: 8	R: 1	H: 1	E: 0	LOB: 0	K: 0	P: 3	1B: 7	SF: 1	2B: 4	SAC: 2	3B: 3	DP: 0	HR: 2	HBP: 2	WP: 0	PA: 46
--------------	------	------	------	--------	------	------	------	------	------	--------	------	------	------	------	------	--------	------	------	------	------	------	--------	------	------	------	------	------	--------	------	------	------	------	------	--------	------	------	------	------	------	--------	------	-------	------	------	------	--------	------	------	------	------	------	--------	------	------	-------	-------	-------	--------	-------	-------	-------	--------	-------	--------

PITCHER	IP	WLS	BF	H	R	ER	SO	BB	IBB	HBP	BLK	WP	HR	S	P	ERA	WHIP
Jim Bunning, R (1, 1) ERA: 4.98	2.0		13	6	6	6	2	0	0	1	0	0	0	16	17	27.00	3.000
Art Mahaffey, R (3, 1) ERA: 9.64	4.2		23	7	5	5	3	1	0	1	0	0	0	27	32	9.64	1.714
Morrie Steevens, L (7, 1) ERA: 11.57	0.0		1	0	0	0	0	1	0	0	0	0	0	4	4	∞	∞
Jack Baldschun, R (7, 1) ERA: 6.23	1.1		6	2	2	2	0	1	0	0	0	0	0	5	9	13.50	2.250
Ed Roebuck, R (9, 1) ERA: 5.06	0.2	L	3	1	1	1	0	0	0	0	0	0	0	1	3	13.50	1.500

BOTTOM

Philadelphia Phillies @ San Francisco Giants
Candlestick Park, San Francisco, CA
Tue Apr 27 1965, 10:05 PM EDT
Att. 10,705 - Unknown

livebaseballscorecards.com

AB	39
R	14
H	16
RBI	13
BB	3
SO	5
LOB	12



Batter	1	2	3	4	5	6	7	8	9	AB R H RBI BB SO LOB	TOP																									
Tony Taylor, R (1, 4) OBP: 0.328, SLG: 0.296	0-3 K		0-0 FC1-6		0-0 1-3			0-0 5-3		4 0 0 0 0 1 1	Philadelphia Phillies @ San Francisco Giants Candlestick Park, San Francisco, CA Wed Apr 28 1965, 6:33 AM EDT Att. 7,922 - Unknown																									
John Briggs, L (1, 8) OBP: 0.375, SLG: 0.429	0-0 F9		0-0 F5		0-0 F9			0-3 K		4 0 0 0 0 1 1																										
Johnny Callison, L (1, 9) OBP: 0.232, SLG: 0.481	0-0 HR			0-0 4-3	0-3 K			0-0 E4		4 1 1 1 0 1 0																										
Dick Allen, R (1, 5) OBP: 0.375, SLG: 0.585	0-0 6-3			0-0 HR 1B		0-3 K		0-0 F4		4 1 1 0 0 1 1																										
Wes Covington, L (1, 7) OBP: 0.281, SLG: 0.759		0-0 G3		0-0 HR		0-0 G3		0-0 F4		4 1 1 2 0 0 0																										
Dick Stuart, R (1, 3) OBP: 0.360, SLG: 0.465		0-0 F8		4-0 BB		0-3 K		0-0 F3		3 0 0 0 1 1 0																										
Clay Dalrymple, L (1, 2) OBP: 0.351, SLG: 0.469		0-0 F9		0-0 G3			0-0 1-3	4-0 BB		3 0 0 0 1 0 1																										
Bobby Wine, R (1, 6) Cookie Rojas, R (7, PH) OBP: 0.400, SLG: 0.500			0-0 F9	4-0 IBB			0-0 F3	0-0 F7		1 0 0 0 1 0 0 2 0 0 0 0 0 1																										
Ray Culp, R (1, 1) Gary Wagner, R (4, 1) John Herrnstein, L (7, PH) Ryne Duren, R (7, 1)			4-0 BB	0-0 F9			0-0 F7			1 0 0 0 1 0 2 0 0 0 0 0 0 0 1 0 0 0 0 0 0 0 0 0 0 0 0 0																										
Inning Stats	R: 1 E: 0 K: 1 S: 6	H: 1 LOB: 0 BB: 0 P: 6	R: 0 E: 0 K: 0 S: 3	H: 0 LOB: 0 BB: 0 P: 3	R: 0 E: 1 K: 0 S: 3	H: 0 LOB: 1 BB: 1 P: 7	R: 2 E: 0 K: 0 S: 5	H: 2 LOB: 2 BB: 2 P: 13	R: 0 E: 0 K: 1 S: 5	H: 0 LOB: 0 BB: 0 P: 5	R: 0 E: 0 K: 2 S: 7	H: 0 LOB: 0 BB: 0 P: 7	R: 0 E: 0 K: 0 S: 3	H: 0 LOB: 0 BB: 0 P: 3	R: 0 E: 1 K: 1 S: 6	H: 0 LOB: 1 BB: 0 P: 6	R: 0 E: 0 K: 0 S: 3	H: 0 LOB: 1 BB: 1 P: 7	R: 0 E: 0 K: 0 S: 3	H: 0 LOB: 1 BB: 1 P: 7	1B: 1 2B: 0 3B: 0 HR: 2	SF: 0 SAC: 0 DP: 0 HBP: 0	WP: 0 PB: 0 SB: 0 CS: 0	PA: 35												
PITCHER	IP WLS BF H R ER SO BB IBB HBP BLK WP HR S P ERA WHIP																																			
Jack Sanford, R (1, 1) ERA: 4.13	4.0	18	3	3	3	1	2	1	0	0	0	0	2	17	29	6.75	1.250																			
Ron Herbel, R (5, 1) ERA: 1.72	5.0	W	17	0	0	0	4	1	0	0	0	0	0	24	28	0.00	0.200																			

livebaseballscorecards.com

AB	31
R	3
H	3
RBI	3
BB	4
SO	5
LOB	7



Batter	1	2	3	4	5	6	7	8	9	AB	R	H	RBI	BB	SO	LOB
Matty Alou, L (1, 7) OBP: 0.429, SLG: 0.550	0-0 3-1		0-0 F4	0-0 3B			0-0 4-3	0-0 2B		5	0	2	4	0	0	0
Hal Lanier, R (1, 4) OBP: 0.179, SLG: 0.241	0-0 F8		0-0 6-3	0-3 K2-3			0-0 4-3	0-0 1-3		5	0	0	0	0	1	2
Willie Mays, R (1, 8) OBP: 0.400, SLG: 0.724	0-0 HR		0-0 3B				0-0 6-3			4	1	2	1	0	0	0
Willie McCovey, L (1, 3) OBP: 0.475, SLG: 0.600	0-0 F9		0-3 K				0-0 E4 1-3 1B	0-3 K		4	0	1	0	0	2	1
Jesus Alou, R (1, 9) OBP: 0.397, SLG: 0.509		0-0 1B SF7 1B		0-0 F8			0-0 1-3	0-0 E9 2B		4	2	1	0	0	0	1
Jim Ray Hart, R (1, 5) OBP: 0.354, SLG: 0.444		0-0 1B		0-0 1-3			0-3 K	0-0 2B		3	0	1	0	0	1	1
Jim Davenport, R (8, 5) OBP: 0.286, SLG: 0.308		1-3 1B						2-H 2B		1	1	1	1	0	0	0
Tom Haller, L (1, 2) OBP: 0.323, SLG: 0.192		0-3 K		1-0 BB 3B HBP			0-0 F7	4-0 2B WP IBB		2	2	0	0	1	1	2
Jose Pagan, R (1, 6) OBP: 0.259, SLG: 0.286		0-0 SF7		4-0 BB 3B BB			0-0 6-3	0-0 WP 2B		2	2	1	2	1	0	0
Jack Sanford, R (1, 1) OBP: 0.250, SLG: 0.143		0-0 F9		4-0 BB 3B BB			0-0 1-3	0-3 K		1	0	0	0	0	0	1
Harvey Kuenn, R (4, PH) OBP: 0.423, SLG: 0.250										0	1	0	0	1	0	0
Ron Herbel, R (5, 1)										2	0	0	0	0	1	1

Inning Stats	R: 1	H: 1	E: 0	LOB: 0	K: 0	S: 4	R: 1	H: 2	E: 0	LOB: 1	K: 1	S: 7	R: 0	H: 1	E: 0	LOB: 1	K: 1	S: 6	R: 3	H: 1	E: 0	LOB: 1	K: 1	S: 6	R: 0	H: 1	E: 1	LOB: 1	K: 1	S: 6	R: 0	H: 0	E: 0	LOB: 0	K: 0	S: 3	R: 0	H: 0	E: 0	LOB: 0	K: 0	S: 3	R: 4	H: 3	E: 1	LOB: 1	K: 2	S: 11	1B: 3	SF: 1	2B: 3	SAC: 0	3B: 2	DP: 0	HR: 1	HBP: 1
--------------	------	------	------	--------	------	------	------	------	------	--------	------	------	------	------	------	--------	------	------	------	------	------	--------	------	------	------	------	------	--------	------	------	------	------	------	--------	------	------	------	------	------	--------	------	------	------	------	------	--------	------	-------	-------	-------	-------	--------	-------	-------	-------	--------

PITCHER	IP	WLS	BF	H	R	ER	SO	BB	IBB	HBP	BLK	WP	HR	S	P	ERA	WHIP
Ray Culp, R (1, 1) ERA: 9.45	3.2	L	19	5	5	5	2	2	0	0	0	0	1	20	29	12.27	1.909
Gary Wagner, R (4, 1) ERA: 1.42	2.1		8	1	0	0	2	0	0	0	0	0	0	12	12	0.00	0.429
Ryne Duren, R (7, 1) ERA: 4.5	2.0		11	3	4	2	2	0	1	0	0	1	0	14	18	9.00	1.500

BOTTOM

Philadelphia Phillies @ San Francisco Giants
 Candlestick Park, San Francisco, CA

Wed Apr 28 1965, 6:33 AM EDT
 Att. 7,922 - Unknown

AB	33
R	9
H	9
RBI	8
BB	3
SO	6
LOB	9

GIANTS

WP: 1	PA: 38
PB: 0	
SB: 0	
CS: 0	

PITCHER	IP	WLS	BF	H	R	ER	SO	BB	IBB	HBP	BLK	WP	HR	S	P	ERA	WHIP
---------	----	-----	----	---	---	----	----	----	-----	-----	-----	----	----	---	---	-----	------

Batter	1	2	3	4	5	6	7	8	9	AB R H RBI BB SO LOB	TOP									
Matty Alou, L (1, 7) OBP: 0.391, SLG: 0.500	0-0 F5		0-0 F7		0-0 5-3			0-0 1-3		4 0 0 0 0 0 0	San Francisco Giants @ Los Angeles Dodgers Dodger Stadium, Los Angeles, CA Thu Apr 29 1965, 7:05 PM PDT Att: 30,219 - Unknown livebaseballscorecards.com									
Hal Lanier, R (1, 4) OBP: 0.167, SLG: 0.224	0-3 K		0-0 F4			0-3 K		0-0 F6		4 0 0 0 0 2 0										
Willie Mays, R (1, 8) OBP: 0.375, SLG: 0.677	0-3 K		0-0 5-3			0-0 F8		0-0 F9		4 0 0 0 0 1 0										
Willie McCovey, L (1, 3) OBP: 0.476, SLG: 0.577		4-0 1B 1B BB		0-0 1-3		4-0 BB		0-0 6-3		2 1 0 0 2 0 0										
Jesus Alou, R (1, 9) OBP: 0.371, SLG: 0.475		0-0 F3		0-0 4-3		0-0 F3		0-0 L3		4 0 0 0 0 0 2										
Jim Ray Hart, R (1, 5) OBP: 0.365, SLG: 0.469		0-0 1B 1-3 1B		0-0 1B		0-0 1-3 1B		0-0 F8		4 0 3 0 0 0 0										
Tom Haller, L (1, 2) OBP: 0.294, SLG: 0.172		0-0 F5		0-3 K		0-0 F7				3 0 0 0 0 1 4										
Jose Pagan, R (1, 6) OBP: 0.268, SLG: 0.294		0-0 1-2 3-H 1B		0-0 6-3		0-0 1-3		0-0 1-3		2 0 1 1 0 0 0										
Orlando Cepeda, R (7, PH) OBP: 0.500, SLG: 0.500										1 0 0 0 0 0 1										
Jim Davenport, R (7, 6) OBP: 0.286, SLG: 0.308										0 0 0 0 0 0 0										
Juan Marichal, R (1, 1) OBP: 0.125, SLG: 0.133		0-0 4-3		0-0 F5		0-3 K				2 0 0 0 0 0 2										
Ed Bailey, L (7, PH) OBP: 0.261, SLG: 0.111										1 0 0 0 0 1 1										
Bobby Bolin, R (7, 1)										0 0 0 0 0 0 0										
Inning Stats	R: 0 E: 0 K: 2 S: 7	H: 0 LOB: 0 BB: 0 P: 7	R: 1 E: 0 K: 0 S: 5	H: 2 LOB: 2 BB: 1 P: 9	R: 0 E: 0 K: 0 S: 3	H: 0 LOB: 0 BB: 0 P: 3	R: 0 E: 0 K: 1 S: 6	H: 1 LOB: 1 BB: 0 P: 6	R: 0 E: 0 K: 1 S: 5	H: 0 LOB: 1 BB: 1 P: 9	R: 0 E: 0 K: 1 S: 6	H: 1 LOB: 1 BB: 0 P: 6	R: 0 E: 0 K: 0 S: 3	H: 0 LOB: 0 BB: 0 P: 3	R: 0 E: 0 K: 0 S: 3	H: 0 LOB: 0 BB: 0 P: 3	1B: 4 2B: 0 3B: 0 HR: 0	SF: 0 SAC: 0 DP: 0 HBP: 0	WP: 0 PB: 0 SB: 0 CS: 0	PA: 33
PITCHER Don Drysdale, R (1, 1) ERA: 2.97	IP: 9.0 WLS: W BF: 33 H: 4 R: 1 ER: 1 SO: 5 BB: 2 IBB: 0 HBP: 0 BLK: 0 WP: 0 HR: 0 S: 41 P: 49 ERA: 1.00 WHIP: 0.667																			



Batter	1	2	3	4	5	6	7	8	9	AB	R	H	RBI	BB	SO	LOB
Maury Wills, S OBP: 0.362, SLG: 0.358 (1, 6)	0-0 F8		0-0 4-3			0-0 SH1-4 1B		0-0 SH2-4		3	1	1	0	0	0	0
Wes Parker, S OBP: 0.421, SLG: 0.491 (1, 3)	0-0 1-3 1B			0-0 3B 1B		0-0 SH1-4		0-0 F8		3	1	2	0	0	0	1
Willie Davis, L OBP: 0.327, SLG: 0.438 (1, 8)	0-0 1-3 1-2			0-0 F8		0-0 F4		0-0 F5		4	0	0	0	0	0	4
Tommy Davis, R OBP: 0.236, SLG: 0.269 (1, 7)	0-0 5-3			0-0 1-H 3B		0-0 2-H 1B				3	0	2	2	0	0	1
Ron Fairly, L OBP: 0.370, SLG: 0.432 (1, 9)		0-0 4-3		0-3 K		0-0 G3				3	0	0	0	0	1	2
John Roseboro, L OBP: 0.289, SLG: 0.262 (1, 2)		0-0 F5		0-0 F6			0-3 K			3	0	0	0	0	1	1
Jim Lefebvre, S OBP: 0.392, SLG: 0.488 (1, 4)		0-0 F7			0-0 1-3		0-3 K			3	0	0	0	0	1	0
Dick Tracewski, R OBP: 0.455, SLG: 0.526 (1, 5)			0-3 K		0-3 K		0-0 F4			3	0	0	0	0	2	0
Don Drysdale, R OBP: 0.308, SLG: 0.500 (1, 1)			0-0 F5		0-3 K			1-0 SH2-4 HBP		2	0	0	0	0	1	0

Inning Stats	R: 0	H: 1	E: 0	LOB: 1	K: 0	S: 4	R: 0	H: 0	E: 0	LOB: 0	K: 0	S: 3	R: 0	H: 0	E: 0	LOB: 0	K: 1	S: 5	R: 1	H: 2	E: 0	LOB: 1	K: 1	S: 7	R: 0	H: 0	E: 0	LOB: 0	K: 2	S: 7	R: 1	H: 2	E: 0	LOB: 1	K: 0	S: 5	R: 0	H: 0	E: 0	LOB: 0	K: 2	S: 7	R: 0	H: 0	E: 0	LOB: 0	K: 0	S: 3		

PITCHER	IP	WLS	BF	H	R	ER	SO	BB	IBB	HBP	BLK	WP	HR	S	P	ERA	WHIP
Juan Marichal, R ERA: 0.86 (1, 1)	6.0	L	23	5	2	2	4	0	0	0	0	0	0	31	31	3.00	0.833
Bobby Bolin, R ERA: 3.65 (7, 1)	2.0		7	0	0	0	2	0	0	1	0	0	0	10	11	0.00	0.000

BOTTOM

San Francisco Giants @ Los Angeles Dodgers
Dodger Stadium, Los Angeles, CA

Thu Apr 29 1965, 7:05 PM PDT
 Att. 30,219 - Unknown

livebaseballscorecards.com

AB	27
R	2
H	5
RBI	2
BB	0
SO	6
LOB	9



WP: 0	PA: 30
PB: 0	SB: 1
CS: 0	

Batter	1	2	3	4	5	6	7	8	9	AB R H RBI BB SO LOB	TOP	
Harvey Kuenn, R OBP: 0.387, SLG: 0.240 (1, 7) (6, 3)	0-0 F8		0-0 L5		0-0 L6		0-0 E3		0-0 E4	5 0 1 0 0 0 1		
Jesus Alou, R OBP: 0.388, SLG: 0.500 (1, 9)	0-0 FC5-4 1B		0-0 E 1B			0-0 1B 2B	0-0 B1-3		0-0 G3	5 1 3 0 0 0 2		
Willie Mays, R OBP: 0.368, SLG: 0.652 (1, 8)	0-0 FC5-4 WP 1-2f		0-0 E5 1-2			0-0 SH E 1B 2-H		0-0 1-3		4 1 1 1 0 0 2		
Jim Ray Hart, R OBP: 0.382, SLG: 0.462 (1, 5)	0-0 6-3 1-2		0-3 K			0-0 SH E 1-2		0-0 HBP 1B		3 0 1 0 0 1 3		
Orlando Cepeda, R OBP: 0.333, SLG: 0.333 Matty Alou, L OBP: 0.396, SLG: 0.489 (1, 3) (6, PH) (6, 7)		0-3 K		0-3 K		0-0 L9 1-2 2-H		1-0 HBP 1-2		2 0 0 0 0 2 0 1 0 0 0 0 0 1		
Jack Hiatt, R OBP: 0.600, SLG: 1.200 Tom Haller, L OBP: 0.278, SLG: 0.161 (1, 2) (6, PH) (6, 2)		0-0 HR		0-3 K		0-0 P4		0-0 F7		2 1 1 1 0 1 0 2 0 0 0 0 0 3		
Hal Lanier, R OBP: 0.159, SLG: 0.213 Willie McCovey, L OBP: 0.469, SLG: 0.566 Jim Davenport, R OBP: 0.286, SLG: 0.308 (1, 4) (8, PH) (8, 4)		0-3 K		0-0 1-3		0-0 F9		0-3 K		3 0 0 0 0 1 1 1 0 0 0 0 1 2 0 0 0 0 0 0 0		
Jose Pagan, R OBP: 0.271, SLG: 0.296 Cap Peterson, R OBP: 0.500, SLG: 1.000 (1, 6) (9, PH)		0-0 6-3			0-0 L6 1B		0-3 K		0-3 K	3 0 1 0 0 1 0 1 0 0 0 0 1 0		
Bob Hendley, R Bobby Bolin, R Frank Linzy, R Ed Bailey, L OBP: 0.250, SLG: 0.105 (1, 1) (5, 1) (7, 1) (9, PH)			0-3 K		0-3 K		0-0 G3		0-0 1-6-3	2 0 0 0 0 2 1 1 0 0 0 0 0 0 0 0 0 0 0 0 0 1 0 0 0 0 0 0		
Inning Stats	R: 0 H: 1 E: 0 LOB: 1 K: 0 BB: 0 S: 4 P: 4	R: 1 H: 1 E: 0 LOB: 0 K: 2 BB: 0 S: 8 P: 8	R: 0 H: 1 E: 1 LOB: 2 K: 2 BB: 0 S: 9 P: 9	R: 0 H: 0 E: 0 LOB: 0 K: 2 BB: 0 S: 7 P: 7	R: 0 H: 1 E: 0 LOB: 0 K: 1 BB: 0 S: 5 P: 5	R: 2 H: 2 E: 2 LOB: 1 K: 0 BB: 0 S: 6 P: 6	R: 0 H: 0 E: 1 LOB: 1 K: 1 BB: 0 S: 6 P: 6	R: 0 H: 1 E: 0 LOB: 2 K: 1 BB: 0 S: 6 P: 7	R: 0 H: 1 E: 1 LOB: 1 K: 1 BB: 0 S: 6 P: 6	1B: 6 SF: 0 2B: 2 SAC: 1 3B: 0 DP: 1 HR: 1 HBP: 1	WP: 1 PA: 38 PB: 0 SB: 0 CS: 0	
PITCHER Sandy Koufax, L ERA: 2.17 Bob Miller, R ERA: 2.08 (1, 1) (6, 1)	IP WLS BF H R ER SO BB IBB HBP BLK WP HR S P ERA WHIP	5.0 22 6 3 2 7 0 0 0 0 1 1 36 36 3.60 1.200	4.0 W 16 2 0 0 3 0 0 1 0 0 0 21 22 0.00 0.500	PITCHER IP WLS BF H R ER SO BB IBB HBP BLK WP HR S P ERA WHIP								

San Francisco Giants @ Los Angeles Dodgers
 Dodger Stadium, Los Angeles, CA
 Fri Apr 30 1965, 7:05 PM PDT
 Att: 48,586 - Unknown

livebaseballscores.com

AB 36
 R 3
 H 8
 RBI 2
 BB 0
 SO 10
 LOB 16



Batter	1	2	3	4	5	6	7	8	9	AB	R	H	RBI	BB	SO	LOB
Maury Wills, S OBP: 0.349, SLG: 0.379 (1, 6)	0-0 L8		0-0 1-3	0-0 L9		0-0 3B	0-0 1-3			5	0	1	0	0	0	4
Wes Parker, S OBP: 0.403, SLG: 0.483 (1, 3)	0-0 6-3		0-0 F7		0-0 SH1-3 1B 2B	0-0 P6		0-0 F4		5	1	1	0	0	0	1
Willie Davis, L OBP: 0.340, SLG: 0.519 (1, 8)	0-0 B1-3		0-0 1B 2B		0-0 SH1-3 2-3	0-0 L8		0-0 HR		4	2	2	1	0	0	1
Tommy Davis, R OBP: 0.267, SLG: 0.298 (1, 7) Dick Smith, R (9, 7)		0-0 SH1-4 1B 1B	0-0 WP S 1B 2-H		0-0 F2		0-0 G3 1B 1B PB	0-0 4-3		5	1	3	1	0	0	1
Jim Lefebvre, S OBP: 0.411, SLG: 0.477 (1, 4)		0-0 SH1-4 1B 1-2	0-0 6-3 1-3		4-0 1B BB BB		4-0 G3 1B BB	0-0 1-3		3	2	1	0	2	0	1
Ron Fairly, L OBP: 0.386, SLG: 0.435 (1, 9)		0-0 SH1-4 1-2 2-3		0-0 1B 1B	4-0 1B 1-2 BB		0-0 G3 1-2 2-3			2	0	1	0	1	0	2
John Roseboro, L OBP: 0.306, SLG: 0.267 (1, 2)		0-0 1-3		0-0 F8 1-3 2-H 3-H	0-0 FC5-4 1B		4-0 1B IBB			3	0	1	2	1	0	3
Dick Tracewski, R OBP: 0.440, SLG: 0.476 (1, 5) Wally Moon, L (7, PH) John Kennedy, R (8, 5) OBP: 1.000, SLG: 1.000		4-0 IBB		0-0 F8	0-0 FC5-4 1-2		0-0 1B 1-2 2-H 3-H			2	0	0	0	1	0	3
Sandy Koufax, R OBP: 0.091, SLG: 0.091 (1, 1) Bob Miller, R (6, 1)		0-3 K		0-0 1B 1-2		0-0 F8	0-3 K			2	0	1	0	0	1	3
										2	0	0	0	0	1	2

Inning Stats	R: 0	H: 0	E: 0	K: 0	S: 3	P: 3	R: 0	H: 2	E: 0	K: 1	S: 7	R: 0	H: 2	E: 0	K: 0	S: 5	R: 0	H: 2	E: 0	K: 0	S: 5	R: 2	H: 2	E: 0	K: 0	S: 5	R: 0	H: 1	E: 0	K: 1	S: 4	R: 2	H: 2	E: 0	K: 1	S: 7	R: 1	H: 1	E: 0	K: 0	S: 4
	LOB: 0	BB: 0		LOB: 3	BB: 1	P: 11	LOB: 1	BB: 0	P: 5	LOB: 2	BB: 2	LOB: 2	BB: 2	P: 13	LOB: 1	BB: 0	P: 4	LOB: 2	BB: 2	P: 15	LOB: 0	BB: 0	P: 4	LOB: 0	BB: 0	P: 4	LOB: 0	BB: 0	P: 4	LOB: 0	BB: 0	P: 4	LOB: 0	BB: 0	P: 4	LOB: 0	BB: 0	P: 4	LOB: 0	BB: 0	P: 4

PITCHER	IP	WLS	BF	H	R	ER	SO	BB	IBB	HBP	BLK	WP	HR	S	P	ERA	WHIP
Bob Hendley, L (1, 1) ERA: 10.8	4.2		24	7	3	3	1	2	1	0	0	1	0	23	35	5.79	1.929
Bobby Bolin, R (5, 1) ERA: 4.61	1.1	L	8	3	2	2	0	1	0	0	0	0	0	7	11	13.50	3.000
Frank Linzy, R (7, 1) ERA: 4.05	2.0		9	2	1	1	1	0	1	0	0	0	1	10	14	4.50	1.000

BOTTOM

San Francisco Giants @ Los Angeles Dodgers
Dodger Stadium, Los Angeles, CA

Fri Apr 30 1965, 7:05 PM PDT
 Att. 48,586 - Unknown

AB	34
R	6
H	12
RBI	6
BB	5
SO	2
LOB	21



WP	PA	ERA	WHIP
1	41		
1			
1			
0			

Batter	1	2	3	4	5	6	7	8	9	AB R H RBI BB SO LOB	TOP																
Harvey Kuenn, R (1, 7) OBP: 0.417, SLG: 0.222	0-0 F6		0-0 F9		4-0 BB		4-0 1B BB		4-0 BB	2 0 0 0 3 0 0	San Francisco Giants @ Los Angeles Dodgers Dodger Stadium, Los Angeles, CA Sat May 01 1965, 7:05 PM PDT Att: 49,758 - Unknown																
Jesus Alou, R (1, 9) OBP: 0.375, SLG: 0.479	0-0 F4		0-0 4-3		0-0 F3		0-0 1B		0-3 K	5 0 1 1 0 1 2																	
Willie Mays, R (1, 8) OBP: 0.375, SLG: 0.652	0-0 2B		0-0 E5 3B		0-0 F8		0-0 IBB			3 1 1 0 1 0 1																	
Jim Ray Hart, R (1, 5) OBP: 0.379, SLG: 0.491 Willie McCovey, L (7, PH) OBP: 0.462, SLG: 0.556 (7, 3)	0-0 L5		0-0 3B		0-0 F8		0-0 4-3			3 0 1 1 0 0 1 1 0 0 0 0 0 3																	
Orlando Cepeda, R (1, 3) OBP: 0.333, SLG: 0.333 Hal Lanier, R (7, 4) OBP: 0.156, SLG: 0.210		0-0 1B 1B 1B	0-0 F8		0-0 5-3			0-0 F6		3 0 1 0 0 0 1 1 0 0 0 0 0 0																	
Jack Hiatt, R (1, 2) OBP: 0.444, SLG: 0.750 Ed Bailey, L (8, 2) OBP: 0.250, SLG: 0.105		0-0 F7		4-0 L3 BB		0-0 F8		0-3 K		3 0 0 0 1 1 1 0 0 0 0 0 0 0																	
Jim Davenport, R (1, 4) OBP: 0.276, SLG: 0.294 (7, 5)		0-0 1B 1B		0-0 L3			0-3 K	0-0 F9		4 0 1 0 0 1 1																	
Jose Pagan, R (1, 6) OBP: 0.270, SLG: 0.293		0-0 G6-4-3 1B		0-0 F3			0-0 6-3		0-3 K	4 0 1 0 0 1 0																	
Gaylord Perry, R (1, 1) OBP: 0.077, SLG: 0.077 Bob Shaw, R (8, 1) OBP: 0.500, SLG: 0.500 Cap Peterson, R (9, PH) OBP: 0.400, SLG: 0.800		0-0 G6-4-3		0-0 F4			0-0 E BB 1B		0-0 F8	3 1 1 0 0 0 3 0 0 0 0 0 0 0 1 0 0 0 0 0 0																	
Inning Stats	R: 0 H: 1 E: 0 LOB: 1 K: 0 BB: 0 S: 4 P: 4	R: 0 H: 3 E: 0 LOB: 2 K: 0 BB: 0 S: 5 P: 5	R: 1 H: 1 E: 1 LOB: 1 K: 0 BB: 0 S: 5 P: 5	R: 0 H: 0 E: 0 LOB: 0 K: 0 BB: 1 S: 2 P: 6	R: 0 H: 0 E: 0 LOB: 1 K: 0 BB: 1 S: 3 P: 7	R: 0 H: 0 E: 0 LOB: 0 K: 0 BB: 0 S: 3 P: 3	R: 1 H: 2 E: 1 LOB: 3 K: 1 BB: 2 S: 7 P: 15	R: 0 H: 0 E: 0 LOB: 0 K: 2 BB: 1 S: 5 P: 5	R: 0 H: 0 E: 0 LOB: 1 K: 2 BB: 1 S: 7 P: 11	1B: 5 SF: 0 2B: 2 SAC: 0 3B: 1 DP: 2 HR: 0 HBP: 0	WP: 0 PA: 38 PB: 0 SB: 0 CS: 0																
PITCHER	IP WLS BF H R ER SO BB IBB HBP BLK WP HR S P ERA WHIP											PITCHER	IP WLS BF H R ER SO BB IBB HBP BLK WP HR S P ERA WHIP														
Johnny Podres, L (1, 1) ERA: 1.27	6.2	30	7	2	1	1	3	1	0	0	0	0	0	28	44	1.35	1.500										
John Purdin, R (7, 1) ERA:	1.1	4	0	0	0	1	0	0	0	0	0	0	0	6	6	0.00	0.000										
Jim Brewer, L (9, 1) ERA:	1.0	4	0	0	0	2	1	0	0	0	0	0	0	7	11	0.00	1.000										

livebaseballscorecards.com

AB	33
R	2
H	7
RBI	2
BB	5
SO	4
LOB	13



Batter	1	2	3	4	5	6	7	8	9
Maury Wills, S OBP: 0.358, SLG: 0.387 (1, 6)	0-0 1-3		0-0 E6 FC6-4			0-0 F9 S 1B		0-0 BB 1B	
Wes Parker, S OBP: 0.394, SLG: 0.459 (1, 3)	0-0 G3		0-0 FC6-4 S 1-2f			0-0 1-3 1-2		4-0 BB BB BB 1B CS BB	
Willie Davis, L OBP: 0.333, SLG: 0.500 (1, 8)	0-0 1-4-3		0-0 3-1 1-2			0-0 F9 2-3		0-0 CS WP 1B	
Tommy Davis, R OBP: 0.274, SLG: 0.305 (1, 7)		0-0 6-3		0-0 3-1 1B		0-3 K		4-0 BB BB BB 1B 1-H BB	
Wally Moon, L OBP: 0.857, SLG: 0.750 (5, 7)									
Dick Smith, R (8, PR)									
Ron Fairly, L OBP: 0.377, SLG: 0.480 (1, 9)		0-0 HR		0-0 3-1 1-2f			0-0 6-3	0-0 3-1	
John Roseboro, L OBP: 0.288, SLG: 0.250 (1, 2)		0-0 4-3		0-0 4-3			0-0 F5		
Jim Lefebvre, S OBP: 0.407, SLG: 0.468 (1, 4)		0-0 1B				0-0 F7	0-3 K		
Dick Tracewski, R OBP: 0.429, SLG: 0.458 (1, 5)		0-0 5-3				0-3 K		0-0 1B SH3-4 1B	
Johnny Podres, L (1, 1)			0-0 5-3			0-0 5-3		0-0 SH3-4	
John Purdin, R (7, 1)									
Nate Oliver, R (8, PH)									
Jim Brewer, L (9, 1)									

Inning Stats	R: 0	H: 0	E: 0	K: 0	S: 3	R: 1	H: 2	E: 0	K: 0	S: 5	R: 0	H: 0	E: 1	K: 0	S: 4	R: 0	H: 1	E: 0	K: 0	S: 3	R: 0	H: 0	E: 0	K: 1	S: 5	R: 0	H: 1	E: 0	K: 1	S: 6	R: 0	H: 0	E: 0	K: 1	S: 5	R: 3	H: 3	E: 0	K: 0	S: 5	R: 0	H: 0	E: 0	K: 0	S: 5	R: 1B: 6	SF: 0	2B: 1	3B: 0	HR: 1	SAC: 1	DP: 1	HBP: 0	WP: 2	PB: 0	SB: 2	CS: 2	PA: 32
--------------	------	------	------	------	------	------	------	------	------	------	------	------	------	------	------	------	------	------	------	------	------	------	------	------	------	------	------	------	------	------	------	------	------	------	------	------	------	------	------	------	------	------	------	------	------	----------	-------	-------	-------	-------	--------	-------	--------	-------	-------	-------	-------	--------

PITCHER	IP	WLS	BF	H	R	ER	SO	BB	IBB	HBP	BLK	WP	HR	S	P	ERA	WHIP
Gaylord Perry, R ERA: 6.28 (1, 1)	7.1	L	29	6	4	4	3	1	0	0	0	0	1	34	38	4.91	0.955
Bob Shaw, R ERA: 0.96 (8, 1)	0.2		3	1	0	0	0	1	0	0	0	1	0	2	6	0.00	3.000

BOTTOM

San Francisco Giants @ Los Angeles Dodgers
 Dodger Stadium, Los Angeles, CA
 Sat May 01 1965, 7:05 PM PDT
 Att. 49,758 - Unknown

AB	29
R	4
H	7
RBI	3
BB	2
SO	3
LOB	8



Batter	1	2	3	4	5	6	7	8	9	10	AB	R	H	RBI	BB	SO	LOB	TOP				
Harvey Kuenn, R OBP: 0.390, SLG: 0.219 (1, 7) (10, 3)	0-0 1-3		0-0 FC6-4 G4-6-3 1-2f			0-0 1-3		0-0 6-3		0-0 BB BB 2-H 1B	5	0	1	1	0	0	1					
Jim Davenport, R OBP: 0.261, SLG: 0.238 (1, 4) (9, 5)	0-0 4-3		0-0 G4-6-3 1-2f			0-0 5-3		0-0 4-3		4-0 BB BB 1-2 BB	4	0	0	0	1	0	1					
Willie Mays, R OBP: 0.364, SLG: 0.616 (1, 8)	0-0 F8				0-3 K				0-0 F9	4-0 BB BB 1-2 2-3 BB	4	0	0	0	1	1	0					
Jim Ray Hart, R OBP: 0.371, SLG: 0.475 Hal Lanier, R OBP: 0.154, SLG: 0.206 (1, 5) (9, 4)		0-0 1-3			0-0 3-4-1 1B		0-0 F7		0-3 K	0-0 P4	4	0	1	0	0	1	0					
Jesus Alou, R OBP: 0.368, SLG: 0.467 (1, 9)		0-0 E4 G3			0-0 3-4-1 1-2		0-0 HR 1B		0-0 G3		4	1	1	0	0	0	1					
Willie McCovey, L OBP: 0.464, SLG: 0.655 Tom Haller, L OBP: 0.278, SLG: 0.161 (1, 3) (10, 2)		0-0 G3 1-2			0-0 F5		0-0 HR 1-H		0-0 HR		4	2	2	3	0	0	2					
Jack Hiatt, R OBP: 0.462, SLG: 0.600 Bob Schroder, L Frank Linzy, R (1, 2) (10, PR) (10, 1)		4-0 FC6-4 BB			0-0 1-6-3		0-0 5-3		4-0 SH5-3 1B BB		2	0	0	0	2	0	0					
Jose Pagan, R OBP: 0.254, SLG: 0.274 (1, 6)		0-0 FC6-4 1-2f			0-0 5-3		0-0 F7		0-0 F6		4	0	0	0	0	0	3					
Jack Sanford, R OBP: 0.273, SLG: 0.200 Matty Alou, L OBP: 0.396, SLG: 0.489 (1, 1) (10, PH) (10, 7)			0-0 FC6-4 1B		0-3 K		0-0 G3		0-0 SH5-3		3	0	1	0	0	1	0					
Inning Stats	R: 0 E: 0 K: 0 S: 3	H: 0 LOB: 0 BB: 0 P: 3	R: 0 E: 1 K: 0 S: 4	H: 0 LOB: 2 BB: 1 P: 8	R: 0 E: 0 K: 0 S: 3	H: 1 LOB: 0 BB: 0 P: 3	R: 0 E: 0 K: 1 S: 6	H: 1 LOB: 1 BB: 0 P: 6	R: 0 E: 0 K: 1 S: 5	H: 0 LOB: 0 BB: 0 P: 5	R: 2 E: 0 K: 0 S: 5	H: 2 LOB: 0 BB: 0 P: 5	R: 0 E: 0 K: 0 S: 3	H: 0 LOB: 0 BB: 0 P: 3	R: 0 E: 0 K: 1 S: 5	H: 0 LOB: 0 BB: 0 P: 5	R: 2 E: 0 K: 0 S: 5	H: 2 LOB: 3 BB: 3 P: 17	1B: 4 2B: 0 3B: 0 HR: 2	SF: 0 SAC: 1 DP: 1 HBP: 0	WP: 0 PB: 0 SB: 0 CS: 0	PA: 40
PITCHER	IP	WLS	BF	H	R	ER	SO	BB	IBB	HBP	BLK	WP	HR	S	P	ERA	WHIP					
Claude Osteen, L ERA: 1.67 Bob Miller, R ERA: 3.29 Howie Reed, R ERA:	9.0	L	32	4	2	2	3	1	0	0	0	0	1	37	41	2.00	0.556					
	0.2		6	2	2	2	0	2	0	0	0	0	1	4	12	27.00	6.000					
	0.1		2	0	0	0	0	1	0	0	0	0	0	1	5	0.00	3.000					

San Francisco Giants @ Los Angeles Dodgers
Dodger Stadium, Los Angeles, CA
Sun May 02 1965, 3:33 AM PDT
Att. 40,439 - Unknown

livebaseballscorecards.com

AB	35
R	4
H	6
RBI	4
BB	4
SO	3
LOB	11



Batter	1	2	3	4	5	6	7	8	9	10	AB	R	H	RBI	BB	SO	LOB
Maury Wills, S OBP: 0.347, SLG: 0.369 (1, 6) BB	4-0 S		X 0-0 SF8		X 0-0 1-3			X 0-0 F9		X 0-0 4-3	3	0	0	1	1	0	0
Wes Parker, S OBP: 0.366, SLG: 0.424 (1, 3) F9	0-0 F9		X 0-0 3-H G3		X 0-0 4-3			X 0-0 F8		X 0-0 1-3	5	0	0	0	0	0	2
Willie Davis, L OBP: 0.306, SLG: 0.459 (1, 8) F8	0-0 F8		X 0-0 F9		X 0-0 4-3			X 0-0 3-1		X 0-0 G1	5	0	0	0	0	0	2
Ron Fairly, L OBP: 0.385, SLG: 0.481 (1, 9) Dick Smith, R (9, PR) F6	0-0 F6			X 0-0 1B G3 1B			X 0-0 F4		X 0-0 FC4-6 1B		4	0	2	0	0	0	1
Wally Moon, L OBP: 0.545, SLG: 0.375 (1, 7)		X 0-0 4-3		X 0-0 G3			X 0-0 F7		X 0-0 B1		4	0	0	0	0	0	2
John Roseboro, L OBP: 0.268, SLG: 0.231 (1, 2) Nate Oliver, R (9, PR) F9	0-0 F9		X 0-0 F9		X 0-0 F9		X 0-0 F3		X 0-0 FC4-6 1B 1-2f 1B		4	0	0	0	0	0	2
Jim Lefebvre, S OBP: 0.413, SLG: 0.460 (1, 4) Willie Crawford, L (9, PR) Jeff Torborg, R (10, 2) 6-3	0-0 6-3			X 4-0 1B IBB			X 0-0 4-3		X 0-0 1B 1-3 1B		3	0	1	0	1	0	0
Dick Tracewski, R OBP: 0.500, SLG: 0.536 (1, 5) 1B SF8 1B			X 0-0 1B SF8 1B		X 0-0 1B 1B		X 0-0 CS 1B		X 0-0 FC6-4 1B 1-2 3-H 1B		4	1	4	1	0	0	0
Claude Osteen, L OBP: 0.154, SLG: 0.154 (1, 1) Al Ferrara, R (9, PH) Bob Miller, R (10, 1) Howie Reed, R (10, 1) 4-3			X 0-0 1-3 G3 1B		X 0-0 4-3		X 0-0 F8		X 0-0 FC6-4		3	0	1	0	0	0	4

BOTTOM

San Francisco Giants @ Los Angeles Dodgers
Dodger Stadium, Los Angeles, CA

Sun May 02 1965, 3:33 AM PDT
Att: 40,439 - Unknown

livebaseballscores.com

AB	36
R	2
H	8
RBI	2
BB	2
SO	0
LOB	15



Inning Stats	R: 0	H: 0	E: 0	LOB: 1	K: 0	BB: 1	S: 3	P: 7	R: 0	H: 0	E: 0	LOB: 0	K: 0	BB: 0	S: 3	P: 3	R: 1	H: 2	E: 0	LOB: 1	K: 0	BB: 0	S: 5	P: 5	R: 0	H: 2	E: 0	LOB: 3	K: 0	BB: 1	S: 5	P: 9	R: 0	H: 0	E: 0	LOB: 0	K: 0	BB: 0	S: 3	P: 3	R: 0	H: 1	E: 0	LOB: 0	K: 0	BB: 0	S: 3	P: 3	R: 0	H: 0	E: 0	LOB: 0	K: 0	BB: 0	S: 3	P: 3	R: 1	H: 3	E: 0	LOB: 2	K: 0	BB: 0	S: 6	P: 6	R: 0	H: 0	E: 0	LOB: 0	K: 0	BB: 0	S: 3	P: 3	R: 0	H: 0	E: 0	LOB: 0	K: 0	BB: 0	S: 3	P: 3	R: 0	H: 0	E: 0	LOB: 0	K: 0	BB: 0	S: 3	P: 3	R: 0	H: 0	E: 0	LOB: 0	K: 0	BB: 0	S: 3	P: 3	R: 1	H: 0	E: 0	LOB: 0	K: 0	BB: 0	S: 3	P: 3
--------------	------	------	------	--------	------	-------	------	------	------	------	------	--------	------	-------	------	------	------	------	------	--------	------	-------	------	------	------	------	------	--------	------	-------	------	------	------	------	------	--------	------	-------	------	------	------	------	------	--------	------	-------	------	------	------	------	------	--------	------	-------	------	------	------	------	------	--------	------	-------	------	------	------	------	------	--------	------	-------	------	------	------	------	------	--------	------	-------	------	------	------	------	------	--------	------	-------	------	------	------	------	------	--------	------	-------	------	------	------	------	------	--------	------	-------	------	------

PITCHER	IP	WLS	BF	H	R	ER	SO	BB	IBB	HBP	BLK	WP	HR	S	P	ERA	WHIP
Jack Sanford, R ERA: 3.55 (1, 1)	9.0	W	36	8	2	2	0	1	1	0	0	0	0	34	42	2.00	1.000
Frank Linzy, R ERA: 3.52 (10, 1)	1.0	S	3	0	0	0	0	0	0	0	0	0	0	3	3	0.00	0.000

WP: 0	PA: 39
PB: 0	
SB: 1	
CS: 1	

Batter	1	2	3	4	5	6	7	8	9	AB R H RBI BB SO LOB	TOP																				
Harvey Kuenn, R (1, 9) OBP: 0.378, SLG: 0.222	0-0 L6-3 1B			0-3 K		0-0 6-3		0-0 6-3		4 0 1 0 0 1 0	San Francisco Giants @ St. Louis Cardinals Sportsman's Park, St. Louis, MO Mon May 03 1965, 8:05 PM EDT Att: 18,745 - Unknown livebaseballscorecards.com																				
Hal Lanier, R (1, 4) OBP: 0.159, SLG: 0.209	0-0 F2			0-0 1-3		0-0 1B		0-0 F9		4 0 1 0 0 0 1																					
Willie Mays, R (1, 8) OBP: 0.370, SLG: 0.645	0-0 L6-3 1-2			4-0 1B BB		0-0 L9		0-0 HR		3 1 1 1 1 0 2																					
Jim Ray Hart, R (1, 5) OBP: 0.364, SLG: 0.460		0-0 6-3		0-0 1-2 1B		0-0 1-3		0-0 F8		4 0 1 0 0 0 0																					
Jesus Alou, R (1, 7) OBP: 0.363, SLG: 0.468		0-0 4-3		0-0 F8		0-0 2B		0-0 F7		4 0 1 0 0 0 2																					
Willie McCovey, L (1, 3) OBP: 0.444, SLG: 0.623		0-3 K		0-0 3-1		0-0 F4				3 0 0 0 0 1 1																					
Jose Pagan, R (1, 6) OBP: 0.246, SLG: 0.266			0-0 6-3		0-0 F8		0-0 F7			2 0 0 0 0 0 0																					
Orlando Cepeda, R (7, PH) OBP: 0.300, SLG: 0.300					0-0 F8					1 0 0 0 0 0 1																					
Jim Davenport, R (7, 6) OBP: 0.261, SLG: 0.238										0 0 0 0 0 0 0																					
Tom Haller, L (1, 2) OBP: 0.263, SLG: 0.152			0-0 3-1		0-3 K			0-3 K		2 0 0 0 0 1 0																					
Jack Hiatt, R (8, PH) OBP: 0.429, SLG: 0.545										1 0 0 0 0 1 0																					
Ed Bailey, L (8, 2) OBP: 0.250, SLG: 0.105										0 0 0 0 0 0 0																					
Ron Herbel, R (1, 1) OBP: 0.333, SLG: 0.667			0-0 4-3		0-3 K			0-0 F9		2 0 0 0 0 1 0																					
Cap Peterson, R (8, PH) OBP: 0.333, SLG: 0.667										1 0 0 0 0 0 0																					
Bobby Bolin, R (8, 1)										0 0 0 0 0 0 0																					
Inning Stats	R: 0 E: 0 K: 0 S: 3	H: 1 LOB: 0 BB: 0 P: 3	R: 0 E: 0 K: 1 S: 5	H: 0 LOB: 0 BB: 0 P: 5	R: 0 E: 0 K: 0 S: 3	H: 0 LOB: 0 BB: 0 P: 3	R: 0 E: 0 K: 1 S: 6	H: 1 LOB: 2 BB: 1 P: 10	R: 0 E: 0 K: 1 S: 5	H: 0 LOB: 0 BB: 0 P: 5	R: 0 E: 0 K: 1 S: 6	H: 1 LOB: 1 BB: 0 P: 6	R: 0 E: 0 K: 0 S: 4	H: 1 LOB: 1 BB: 0 P: 4	R: 0 E: 0 K: 1 S: 5	H: 0 LOB: 0 BB: 0 P: 5	R: 1 E: 0 K: 0 S: 4	H: 1 LOB: 0 BB: 0 P: 4	1B: 3 2B: 2 3B: 0 HR: 1	SF: 0 SAC: 0 DP: 1 HBP: 0	WP: 0 PB: 0 SB: 0 CS: 0	PA: 32									
PITCHER Curt Simmons, L (1, 1) ERA: 3.12	IP 9.0	WLS W	BF 32	H 5	R 1	ER 1	SO 5	BB 1	IBB 0	HBP 0	BLK 0	WP 0	HR 1	S 41	P 45	ERA 1.00	WHIP 0.667														
											PITCHER	IP	WLS	BF	H	R	ER	SO	BB	IBB	HBP	BLK	WP	HR	S	P	ERA	WHIP			



Batter	1	2	3	4	5	6	7	8	9	AB	R	H	RBI	BB	SO	LOB
Curt Flood, R OBP: 0.390, SLG: 0.562 (1, 8) X	0-0 4-3	0-0 FC4-6			0-0 1-3		0-0 4-3			4	0	0	0	0	0	3
Lou Brock, L OBP: 0.392, SLG: 0.507 (1, 7) X	0-0 S E 2B		0-3 K		0-0 4-3		0-3 K			4	1	1	0	0	2	0
Dick Groat, R OBP: 0.304, SLG: 0.282 (1, 6) X	0-0 3-1		0-0 L4		0-0 4-3		0-3 K			4	0	0	0	0	1	0
Tito Francona, L OBP: 0.343, SLG: 0.469 (1, 9) X	0-0 4-3		0-0 6-3		0-0 1B 1B 1B		0-0 F9			4	1	1	0	0	0	0
Mike Shannon, R OBP: 0.200, SLG: 0.088 (9, 9)									0	0	0	0	0	0	0	0
Ken Boyer, R OBP: 0.339, SLG: 0.386 (1, 5) X		0-0 FC4-6 1B		0-3 K		0-0 1B 1B 1B		4-0 BB BB BB		3	1	2	0	1	1	0
Bill White, L OBP: 0.338, SLG: 0.394 (1, 3) X		0-0 FC4-6 2B		0-0 F5		0-0 1-3 1-3 1B 1B		0-0 F8		4	0	1	1	0	0	2
Phil Gagliano, R OBP: 0.355, SLG: 0.407 (1, 4) X		0-0 1-3 2B		4-0 E BB		0-0 1-2 1-2 1B 1B				2	0	2	1	1	0	0
Julian Javier, R OBP: 0.184, SLG: 0.289 (9, 4)										0	0	0	0	0	0	0
Tim McCarver, L OBP: 0.348, SLG: 0.268 (1, 2) X		4-0 FC4-6 IBB		0-0 E4		0-0 1-6-3-2 1-2f 2-3f				2	0	0	0	1	0	3
Curt Simmons, L (1, 1) X		0-3 K		0-0 F8		0-3 K				3	0	0	0	0	2	5

Inning Stats	R: 1	H: 1	E: 0	LOB: 0	K: 0	BB: 0	S: 4	P: 4	R: 0	H: 2	E: 0	LOB: 3	K: 1	BB: 1	S: 7	P: 11	R: 0	H: 0	E: 0	LOB: 0	K: 1	BB: 0	S: 5	P: 5	R: 0	H: 0	E: 0	LOB: 0	K: 0	BB: 0	S: 3	P: 3	R: 2	H: 4	E: 0	LOB: 0	K: 0	BB: 0	S: 5	P: 5	R: 0	H: 0	E: 0	LOB: 0	K: 2	BB: 0	S: 7	P: 7	R: 0	H: 0	E: 0	LOB: 1	K: 1	BB: 1	S: 5	P: 9
--------------	------	------	------	--------	------	-------	------	------	------	------	------	--------	------	-------	------	-------	------	------	------	--------	------	-------	------	------	------	------	------	--------	------	-------	------	------	------	------	------	--------	------	-------	------	------	------	------	------	--------	------	-------	------	------	------	------	------	--------	------	-------	------	------

PITCHER	IP	WLS	BF	H	R	ER	SO	BB	IBB	HBP	BLK	WP	HR	S	P	ERA	WHIP
Ron Herbel, R ERA: 2.38 (1, 1)	7.0	L	29	7	3	3	5	1	1	0	0	0	0	37	45	3.86	1.143
Bobby Bolin, R ERA: 4.3 (8, 1)	1.0		4	0	0	0	1	1	0	0	0	0	0	5	9	0.00	1.000


BOTTOM

San Francisco Giants @ St. Louis Cardinals
Sportsman's Park, St. Louis, MO

Mon May 03 1965, 8:05 PM EDT
Att. 18,745 - Unknown

livebaseballscorecards.com

AB	30
R	3
H	7
RBI	2
BB	3
SO	6
LOB	13



WP: 0	PA: 33
PB: 0	
SB: 1	
CS: 0	

Batter	1	2	3	4	5	6	7	8	9	AB R H RBI BB SO LOB	TOP		
Harvey Kuenn, R (1, 9) <small>OBP: 0.391, SLG: 0.222</small> Matty Alou, L (2, PH) <small>OBP: 0.365, SLG: 0.449</small> (2, 7)	4-0 HR BB	0-3 K		0-0 F8		0-0 3-1 1-2 2-3		0-0 F3		0 1 0 0 1 0 0 4 0 0 0 0 1 4	San Francisco Giants @ St. Louis Cardinals Sportsman's Park, St. Louis, MO Tue May 04 1965, 8:05 PM EDT Att: 10,604 - Unknown		
Jesus Alou, R (1, 7) <small>OBP: 0.376, SLG: 0.512</small> (2, 9)	0-0 HR 1-H		0-0 E7 1B 1B	0-0 G3		0-0 6-3		0-0 G4-6-3 1B	5 2 3 2 0 0 3				
Willie McCovey, L (1, 3) <small>OBP: 0.442, SLG: 0.606</small>	0-0 HR 1B		0-0 HR 1B 2-H		0-0 F2	0-0 F3		0-0 G4-6-3 1-2f	5 2 2 1 0 0 3				
Willie Mays, R (1, 8) <small>OBP: 0.360, SLG: 0.654</small>	0-0 HR 1-H		0-0 F5		0-0 F8		0-0 F4	0-0 5-3	5 1 1 2 0 0 1				
Jim Ray Hart, R (1, 5) <small>OBP: 0.357, SLG: 0.493</small>	0-0 1-3		0-0 HR 1-H		0-0 4-3		0-0 5-3		4 1 1 2 0 0 0				
Jim Davenport, R (1, 6) <small>OBP: 0.296, SLG: 0.250</small>	4-0 G4-6-3 BB		0-0 F9		0-0 1B 1B		0-3 K		3 1 1 0 1 1 0				
Hal Lanier, R (1, 4) <small>OBP: 0.178, SLG: 0.214</small>	0-0 G4-6-3 1-2f		0-0 5-3		0-0 1B 1B 1-2		4-0 P1-6 1B BB	3 1 1 0 1 0 1					
Tom Haller, L (1, 2) <small>OBP: 0.286, SLG: 0.189</small>		0-3 K		0-0 E3 SH5-4		0-0 3-1 E 1B 1-3 2-H		0-0 1B 1-2	4 0 2 1 0 1 0				
Juan Marichal, R (1, 1) <small>OBP: 0.105, SLG: 0.111</small>		0-0 6-3		0-0 SH5-4 1-2		0-0 E5 3-1 1-2 3-H		0-0 P1-6 2-3f	3 0 0 1 0 0 3				
Inning Stats	R: 4 H: 3 E: 0 LOB: 0 K: 0 BB: 2 S: 5 P: 13	R: 0 H: 0 E: 0 LOB: 0 K: 2 BB: 0 S: 7 P: 7	R: 3 H: 3 E: 1 LOB: 0 K: 0 BB: 0 S: 6 P: 6	R: 0 H: 0 E: 1 LOB: 1 K: 0 BB: 0 S: 4 P: 4	R: 0 H: 0 E: 0 LOB: 0 K: 0 BB: 0 S: 3 P: 3	R: 2 H: 3 E: 1 LOB: 2 K: 0 BB: 0 S: 7 P: 7	R: 0 H: 0 E: 0 LOB: 0 K: 1 BB: 0 S: 5 P: 5	R: 0 H: 1 E: 0 LOB: 1 K: 0 BB: 1 S: 3 P: 7	R: 0 H: 1 E: 0 LOB: 0 K: 0 BB: 0 S: 3 P: 3	1B: 8 SF: 0 2B: 1 SAC: 1 3B: 0 DP: 3 HR: 3 HBP: 0	WP: 0 PA: 40 PB: 0 SB: 0 CS: 0		
PITCHER	IP WLS BF H R ER SO BB IBB HBP BLK WP HR S P ERA WHIP											PITCHER	IP WLS BF H R ER SO BB IBB HBP BLK WP HR S P ERA WHIP
Ray Sadecki, L (1, 1) <small>ERA: 9.24</small>	0.1 L 6 3 4 4 0 2 0 0 0 0 0 2 4 12 108.00 15.000												
Ron Taylor, R (1, 1) <small>ERA: 4.79</small>	2.2 10 3 3 3 2 0 0 0 0 0 0 1 14 14 10.12 1.125												
Bob Purkey, R (4, 1) <small>ERA: 8.64</small>	3.0 14 3 2 2 0 0 0 0 0 0 0 0 14 14 6.00 1.000												
Nelson Briles, R (7, 1) <small>ERA:</small>	1.0 3 0 0 0 1 0 0 0 0 0 0 0 5 5 0.00 0.000												
Steve Carlton, L (8, 1) <small>ERA: 2.57</small>	2.0 7 2 0 0 0 1 0 0 0 0 0 0 6 10 0.00 1.500												

livebaseballscorecards.com

AB	36
R	9
H	11
RBI	9
BB	3
SO	3
LOB	15



Batter	1	2	3	4	5	6	7	8	9	AB	R	H	RBI	BB	SO	LOB	BOTTOM				
Curt Flood, R (1, 8) OBP: 0.384, SLG: 0.545 X	0-0 4-3 1		X 0-0 FC1-6 1B		X 0-0 F7		X 0-0 1-3			4	0	1	0	0	0	2	San Francisco Giants @ St. Louis Cardinals Sportsman's Park, St. Louis, MO Tue May 04 1965, 8:05 PM EDT Att. 10,604 - Unknown				
Lou Brock, L (1, 7) OBP: 0.386, SLG: 0.507 X	0-0 1-3 2		X 0-0 FC1-6 E			X 0-0 2B		X 0-0 F3 1		4	1	1	0	0	0	1					
Dick Groat, R (1, 6) OBP: 0.301, SLG: 0.280 SS	0-3 K 3		X 0-0 E3 1-H			X 0-0 F9 1		X 0-0 CI 1B		4	0	1	0	0	1	1					
Tito Francona, L (1, 9) OBP: 0.308, SLG: 0.417 SS		0-3 K 1	X 0-0 4-3 3			X 0-0 5-3 2		X 0-0 F7 2		4	0	0	0	0	1	3					
Ken Boyer, R (1, 5) OBP: 0.338, SLG: 0.433 X		0-0 HR		X 0-0 F8 1		X 0-0 6-3 3		X 0-1 CI 1-2		3	1	1	1	0	0	1					
Bill White, L (1, 3) OBP: 0.321, SLG: 0.371 SS	0-3 K 2		0-3 K 2				X 0-0 F4 1	X 0-0 4-3 3		4	0	0	0	0	2	2					
Phil Gagliano, R (1, 4) OBP: 0.371, SLG: 0.400 X	0-0 1B		X 0-0 F9 3				4-0 1B BB		X 0-0 F5 1	3	0	1	0	1	0	0					
Tim McCarver, L (1, 2) OBP: 0.320, SLG: 0.244 X	0-0 5-3 3			X 0-0 F8 1			X 0-0 F2 2		X 0-0 F9 2	4	0	0	0	0	0	2					
Ray Sadecki, L (1, 1) Ron Taylor, R (1, 1) Jerry Buchek, R (3, PH) Bob Purkey, R (4, 1) Nelson Briles, R (7, 1) Bob Skinner, L (7, PH) Steve Carlton, L (8, 1) Carl Warwick, R (9, PH) X			X 0-0 4-3 1		0-3 K 2		X 0-0 1-3 1B		SS X 0-3 K 3	0	0	0	0	0	0	0					
Inning Stats	R: 0 E: 0 K: 1 S: 5	H: 0 LOB: 0 BB: 0 P: 5	R: 1 E: 0 K: 2 S: 9	H: 2 LOB: 1 BB: 0 P: 9	R: 1 E: 1 K: 0 S: 5	H: 1 LOB: 1 BB: 0 P: 5	R: 0 E: 0 K: 1 S: 5	H: 0 LOB: 0 BB: 0 P: 5	R: 0 E: 0 K: 0 S: 4	H: 1 LOB: 1 BB: 0 P: 4	R: 0 E: 0 K: 0 S: 4	H: 1 LOB: 2 BB: 1 P: 8	R: 0 E: 1 K: 0 S: 5	H: 1 LOB: 2 BB: 0 P: 5	R: 0 E: 0 K: 1 S: 5	H: 0 LOB: 0 BB: 0 P: 5		1B: 4 2B: 1 3B: 0 HR: 1	SF: 0 SAC: 0 DP: 0 HBP: 0	WP: 0 PB: 0 SB: 0 CS: 0	PA: 36
PITCHER Juan Marichal, R (1, 1) ERA: 0.88	IP: 9.0 WLS: W BF: 36	H: 6 R: 2 ER: 1 SO: 6	BB: 1 IBB: 0 HBP: 0 BLK: 0	WP: 0 HR: 1 S: 47 P: 51	ERA: 1.00 WHIP: 0.778	PITCHER	IP: 0 WLS: 0 BF: 0 H: 0 R: 0 ER: 0 SO: 0	BB: 0 IBB: 0 HBP: 0 BLK: 0	WP: 0 HR: 0 S: 0 P: 0	ERA: 0.00 WHIP: 0.00											

livebaseballscores.com

AB	34
R	2
H	6
RBI	1
BB	1
SO	6
LOB	12

San Francisco Giants @ St. Louis Cardinals
Sportsman's Park, St. Louis, MO

Wed May 05 1965, 8:05 PM EDT
Att. 10,260 - Unknown

livebaseballscorecards.com

AB	43
R	10
H	14
RBI	10
BB	6
SO	6
LOB	20



WP:	0	PA:	50
PB:	0		
SB:	0		
CS:	0		

Batter	1	2	3	4	5	6	7	8	9	10	AB	R	H	RBI	BB	SO	LOB
Matty Alou, L (1, 7) OBP: 0.362, SLG: 0.426	G4-6-3 1B		G3-6 1-2f	1-3			G3		F9	3B IBB	5	1	1	0	1	0	1
Jesus Alou, R (1, 9) OBP: 0.374, SLG: 0.500	G4-6-3		BB 1B			K	6-3		FC4-6 1B	F2	6	1	2	0	0	1	4
Willie McCovey, L (1, 3) OBP: 0.434, SLG: 0.606	F8		1B BB			K	K		FC4-6 1B	2B 3B	5	2	1	3	1	2	1
Willie Mays, R (1, 8) OBP: 0.360, SLG: 0.701		F9	1B 2B 1B			F9		HR	1-2 1B	2B	6	2	4	3	0	0	0
Jim Ray Hart, R (1, 5) OBP: 0.355, SLG: 0.472		K	2B 1-3 2-H 1B			6-3		SH1-4 BB	5-3	1-6-3	5	0	1	1	1	1	3
Jim Davenport, R (1, 6) OBP: 0.367, SLG: 0.464		2B	1-3 3-H 2B			FC5-4 1B		SH1-4		G3 E 2B	4	1	4	1	0	0	0
Hal Lanier, R (1, 4) OBP: 0.179, SLG: 0.203		BB	BB BB BB BB BB BB			FC5-4 1-2f		5-3		G3	4	0	0	0	1	1	5
Tom Haller, L (1, 2) OBP: 0.298, SLG: 0.175	F1		F6			1-3		4-0 IBB		E 3B IBB	3	1	0	0	2	0	3
Bob Hendley, R Gaylord Perry, R Chuck Hill, R Bobby Bolin, R Harvey Kuenn, R Frank Duffy, R Ed Bailey, L Bob Schroeder, L Bill Henry, L			E5 G3-6			F8		HR		E4 3B	1	0	0	0	0	0	0

Inning Stats	R: 0	H: 1	E: 0	LOB: 0	K: 0	BB: 0	S: 3	P: 3	R: 0	H: 1	E: 0	LOB: 2	K: 1	BB: 1	S: 6	P: 10	R: 3	H: 4	E: 1	LOB: 2	K: 1	BB: 1	S: 9	P: 13	R: 0	H: 0	E: 0	LOB: 0	K: 0	BB: 0	S: 3	P: 3	R: 0	H: 0	E: 0	LOB: 0	K: 2	BB: 0	S: 7	P: 7	R: 0	H: 1	E: 0	LOB: 1	K: 0	BB: 0	S: 4	P: 4	R: 1	H: 1	E: 0	LOB: 0	K: 1	BB: 0	S: 6	P: 6	R: 1	H: 1	E: 0	LOB: 2	K: 1	BB: 2	S: 6	P: 14	R: 0	H: 2	E: 0	LOB: 2	K: 0	BB: 0	S: 5	P: 5	R: 5	H: 3	E: 1	LOB: 1	K: 0	BB: 2	S: 7	P: 15	1B: 7	2B: 4	3B: 1	HR: 2	SF: 0	SAC: 1	DP: 2	HBP: 0	WP: 0	PA: 50
--------------	------	------	------	--------	------	-------	------	------	------	------	------	--------	------	-------	------	-------	------	------	------	--------	------	-------	------	-------	------	------	------	--------	------	-------	------	------	------	------	------	--------	------	-------	------	------	------	------	------	--------	------	-------	------	------	------	------	------	--------	------	-------	------	------	------	------	------	--------	------	-------	------	-------	------	------	------	--------	------	-------	------	------	------	------	------	--------	------	-------	------	-------	-------	-------	-------	-------	-------	--------	-------	--------	-------	--------

PITCHER	IP	WLS	BF	H	R	ER	SO	BB	IBB	HBP	BLK	WP	HR	S	P	ERA	WHIP
Tracy Stallard, R (1, 1) ERA: 3.81	6.0		27	8	4	4	4	2	0	0	0	0	1	33	41	6.00	1.667
Barney Schultz, R (7, 1) ERA: 4.66	2.0		9	1	1	1	2	1	1	0	0	0	1	11	19	4.50	1.000
Ray Washburn, R (9, 1) ERA: 3.52	1.2	L	13	5	5	1	0	0	2	0	0	0	0	11	19	5.40	3.000
Ron Taylor, R (10, 1) ERA: 4.71	0.1		1	0	0	0	0	0	0	0	0	0	0	1	1	0.00	0.000

Batter	1	2	3	4	5	6	7	8	9	10	AB	R	H	RBI	BB	SO	LOB
Curt Flood, R OBP: 0.374, SLG: 0.524 (1, 8) X	0-0 6-3		0-0 5-3 HR 1B	0-3 K		0-0 F9 1-2			0-0 1-3		5	1	1	0	0	1	2
Lou Brock, L OBP: 0.375, SLG: 0.500 (1, 7) X	0-0 2B		0-0 F7	0-3 K		0-0 6-3			0-3 K		5	0	1	0	0	2	3
Dick Groat, R OBP: 0.284, SLG: 0.263 (1, 6) X	0-0 6-3		0-0 5-3 1-2		0-0 6-3		0-0 4-3		0-0 4-3		5	0	0	0	0	0	2
Ken Boyer, R OBP: 0.357, SLG: 0.419 (1, 5) X	0-0 F6		4-0 HR BB		4-0 BB BB		0-0 5-3		4-0 PB BB		2	1	0	0	3	0	1
Bill White, L OBP: 0.349, SLG: 0.466 (1, 3)		0-0 HR	0-0 1-H 2-H HR		4-0 BB		4-0 BB		0-0 F6 1-2		3	2	2	4	2	0	1
Carl Warwick, R OBP: 0.182, SLG: 0.100 (1, 9)		0-0 F7	0-3 K		0-3 K		0-0 5-3		0-0 F7		2	0	0	0	0	1	0
Bob Skinner, L OBP: 0.111, SLG: 0.111 (5, PH)											1	0	0	0	0	1	2
Mike Shannon, R OBP: 0.190, SLG: 0.083 (6, 9)											2	0	0	0	0	0	2
Julian Javier, R OBP: 0.171, SLG: 0.268 (1, 4)		0-0 F4		0-0 F7		0-3 K		0-0 4-3		0-3 K	3	0	0	0	0	1	2
Tito Francona, L OBP: 0.300, SLG: 0.405 (8, PH)											1	0	0	0	0	0	0
Ray Washburn, R (9, 1)											0	0	0	0	0	0	0
Ron Taylor, R OBP: 0.500, SLG: 1.000 (10, 1)											0	0	0	0	0	0	0
Jerry Buchek, R (10, PH)											1	0	0	0	0	1	1
Bob Uecker, R OBP: 0.429, SLG: 0.500 (1, 2)		4-0 FC5-4 BB		0-0 HR		0-0 F8		0-0 6-3		0-0 1-3	3	1	1	1	1	0	0
Tracy Stallard, R OBP: 0.200, SLG: 0.200 (1, 1)		0-0 FC5-4		0-3 K		0-0 WP 1B					3	0	1	0	0	1	1
Barney Schultz, R (7, 1)											0	0	0	0	0	0	0
Phil Gagliano, R OBP: 0.361, SLG: 0.387 (8, PH) (9, 4)		0-0 1-2									1	0	0	0	0	0	0

Inning Stats	R: 0	H: 1	E: 0	K: 0	S: 4	P: 4	R: 1	H: 1	E: 0	K: 3	S: 11	R: 0	H: 0	E: 0	K: 2	S: 7	R: 0	H: 1	E: 0	K: 0	S: 4	R: 0	H: 0	E: 0	K: 0	S: 3	R: 0	H: 0	E: 0	K: 0	S: 3	R: 0	H: 0	E: 0	K: 1	S: 5	R: 0	H: 0	E: 0	K: 1	S: 5	R: 0	H: 1	E: 0	K: 1	S: 5	1B: 2	2B: 1	3B: 0	HR: 3	SF: 0	SAC: 0	DP: 0	HBP: 0	WP: 2	PA: 43
--------------	------	------	------	------	------	------	------	------	------	------	-------	------	------	------	------	------	------	------	------	------	------	------	------	------	------	------	------	------	------	------	------	------	------	------	------	------	------	------	------	------	------	------	------	------	------	------	-------	-------	-------	-------	-------	--------	-------	--------	-------	--------

PITCHER	IP	WLS	BF	H	R	ER	SO	BB	IBB	HBP	BLK	WP	HR	S	P	ERA	WHIP
Bob Hendley, L ERA: 11.57 (1, 1)	2.2		14	4	4	4	0	2	0	0	0	0	2	12	20	13.50	2.250
Gaylord Perry, R ERA: 5.91 (3, 1)	3.1		15	2	1	1	6	2	0	0	0	2	1	25	33	2.70	1.200
Bobby Bolin, R ERA: 4.02 (7, 1)	1.0		4	0	0	0	0	1	0	0	0	0	0	3	7	0.00	1.000
Frank Linzy, R ERA: 2.79 (8, 1)	2.0	W	6	0	0	0	1	0	0	0	0	0	0	8	8	0.00	0.000
Bill Henry, L ERA: (10, 1)	1.0	S	4	0	0	0	1	1	0	0	0	0	0	5	9	0.00	1.000


BOTTOM


San Francisco Giants @ St. Louis Cardinals
Sportsman's Park, St. Louis, MO

Wed May 05 1965, 8:05 PM EDT
Att: 10,260 - Unknown

livebaseballscorecards.com

AB	37
R	5
H	6
RBI	5
BB	6
SO	8
LOB	17



Batter	1	2	3	4	5	6	7	8	9	AB R H RBI BB SO LOB	TOP																
Maury Wills, S (1, 6) OBP: 0.370, SLG: 0.350	0-0 L4		0-0 6-3		0-0 1-2 3-H 1B		4-0 G3 SH3-4 BB		0-0 G3	4 0 1 1 1 0 0	<p>Los Angeles Dodgers @ San Francisco Giants Candlestick Park, San Francisco, CA</p> <p>Fri May 07 1965, 10:05 PM EDT Att: 33,977 - Unknown</p> <p>livebaseballscorecards.com</p> <table border="1"> <tr><td>AB</td><td>33</td></tr> <tr><td>R</td><td>4</td></tr> <tr><td>H</td><td>8</td></tr> <tr><td>RBI</td><td>4</td></tr> <tr><td>BB</td><td>4</td></tr> <tr><td>SO</td><td>7</td></tr> <tr><td>LOB</td><td>20</td></tr> </table> 	AB	33	R	4	H	8	RBI	4	BB	4	SO	7	LOB	20		
AB	33																										
R	4																										
H	8																										
RBI	4																										
BB	4																										
SO	7																										
LOB	20																										
Wes Parker, S (1, 3) OBP: 0.360, SLG: 0.392	0-3 K			0-0 4-3	0-3 K		0-0 SH3-4		0-0 F8	4 0 0 0 0 2 2																	
Willie Davis, L (1, 8) OBP: 0.309, SLG: 0.481	0-3 K			0-0 L9	0-0 G3		0-0 G3		0-0 4-3	5 0 0 0 0 1 3																	
Ron Fairly, L (1, 9) OBP: 0.395, SLG: 0.537		0-3 K		0-0 G3		0-0 1B BLK 1B				4 0 1 0 0 2 1																	
John Roseboro, L (1, 2) OBP: 0.288, SLG: 0.254 Willie Crawford, L (8, PR) Jeff Torborg, R (8, 2) OBP: 0.462, SLG: 0.417						0-0 WP E 1B			0-0 SH2-4 1B	3 1 3 0 1 0 0 0 1 0 0 0 0 0 0 0 0 0 0 0 0																	
Jim Lefebvre, S (1, 4) OBP: 0.392, SLG: 0.477						0-0 F9			0-0 SH2-4	2 1 0 0 1 0 3																	
Derrell Griffith, L (1, 7) OBP: 0.375, SLG: 0.750 Lou Johnson, R (8, PH) (8, 7)						0-0 E9 1B 1B			0-0 F2	3 1 1 1 0 1 3 1 0 0 0 0 0 2																	
Dick Tracewski, R (1, 5) OBP: 0.417, SLG: 0.500						0-0 5-3			0-0 1B	3 0 1 1 1 0 2																	
Claude Osteen, L (1, 1) OBP: 0.176, SLG: 0.176						0-0 1B 1B			0-3 K	4 0 1 1 0 1 4																	
Inning Stats	R: 0 E: 0 K: 2 S: 7	H: 0 LOB: 0 BB: 0 P: 7	R: 0 E: 0 K: 1 S: 5	H: 0 LOB: 1 BB: 1 P: 9	R: 0 E: 0 K: 0 S: 3	H: 0 LOB: 0 BB: 0 P: 3	R: 0 E: 0 K: 0 S: 3	H: 0 LOB: 0 BB: 0 P: 3	R: 3 E: 1 K: 1 S: 9	H: 4 LOB: 2 BB: 1 P: 13	R: 0 E: 0 K: 1 S: 7	H: 2 LOB: 3 BB: 1 P: 11	R: 0 E: 0 K: 1 S: 5	H: 0 LOB: 1 BB: 1 P: 9	R: 1 E: 0 K: 1 S: 7	H: 2 LOB: 1 BB: 0 P: 7	R: 0 E: 0 K: 0 S: 3	H: 0 LOB: 0 BB: 0 P: 3	1B: 8 2B: 0 3B: 0 HR: 0	SF: 0 SAC: 2 DP: 0 HBP: 0	WP: 1 PB: 0 SB: 0 CS: 0	PA: 39					
PITCHER	IP WLS BF H R ER SO BB IBB HBP BLK WP HR S P ERA WHIP																										
Jack Sanford, R (1, 1) ERA: 3.79	5.0		23	6	3	3	4	2	0	0	1	1	0	29	37	5.40	1.600										
Bobby Bolin, R (6, 1) ERA: 3.57	2.0		8	0	0	0	2	2	0	0	0	0	0	10	18	0.00	1.000										
Bill Henry, L (8, 1) ERA: 1.13	2.0	L	8	2	1	1	1	0	0	0	0	0	0	10	10	4.50	1.000										

Batter	1	2	3	4	5	6	7	8	9	AB	R	H	RBI	BB	SO	LOB
Harvey Kuenn, R (1, 7) OBP: 0.373, SLG: 0.220	0-0 1-3 		0-0 1B 		0-0 FC6-4 		0-0 1-3 			4	0	1	0	0	0	2
Jesus Alou, R (1, 9) OBP: 0.358, SLG: 0.479	0-0 G3 		0-0 F7 			0-0 4-3 		0-0 F7 		4	0	0	0	0	0	1
Willie McCovey, L (1, 3) OBP: 0.414, SLG: 0.573	0-0 6-3 			0-0 F3 		0-0 F2 		0-0 4-3 		4	0	0	0	0	0	0
Willie Mays, R (1, 8) OBP: 0.396, SLG: 0.767		0-0 HR 		0-0 HR 		4-0 BB 		0-0 F7 		3	2	2	2	1	0	0
Jim Ray Hart, R (1, 5) OBP: 0.338, SLG: 0.447		0-0 6-3 		0-0 F8 		0-3 K 			0-0 5-3 	4	0	0	0	0	1	1
Jim Davenport, R (1, 6) OBP: 0.371, SLG: 0.469		0-0 4-3 		0-0 F3 			0-0 SH5-4 1B 2B 		0-0 6-3 	4	1	1	0	0	0	0
Hal Lanier, R (1, 4) OBP: 0.185, SLG: 0.208		0-0 F4 			0-0 F9 		0-0 SH5-4 		0-0 1B 	3	0	1	0	0	0	0
Tom Haller, L (1, 2) OBP: 0.286, SLG: 0.167			0-3 K 		0-0 F7 		0-0 1B 		0-0 4-3 	2	0	0	0	0	1	0
Cap Peterson, R (7, PH) OBP: 0.429, SLG: 0.714							0-0 1B 			1	0	1	1	0	0	0
Ed Bailey, L (8, 2) OBP: 0.231, SLG: 0.095							0-3 K 			1	0	0	0	0	0	1
Jack Sanford, R (1, 1) OBP: 0.308, SLG: 0.182			0-0 1-6-3 		4-0 BB 					1	0	0	0	1	0	0
Bobby Bolin, R (6, 1)										0	0	0	0	0	0	0
Jack Hiatt, R (7, PH) OBP: 0.400, SLG: 0.500							0-0 FC6-4 			1	0	0	0	0	1	1
Bill Henry, L (8, 1)										0	0	0	0	0	0	0

Inning Stats	R: 0	H: 0	E: 0	K: 0	S: 3	R: 1	H: 1	E: 0	K: 0	S: 4	R: 0	H: 1	E: 0	K: 1	S: 6	R: 1	H: 1	E: 0	K: 0	S: 4	R: 0	H: 0	E: 0	K: 1	S: 5	R: 1	H: 2	E: 0	K: 1	S: 7	R: 0	H: 0	E: 0	K: 0	S: 3	R: 0	H: 1	E: 0	K: 0	S: 4	1B: 3	2B: 1	3B: 0	HR: 2	SF: 0	SAC: 1	DP: 0	HBP: 0	WP: 0	PA: 35
--------------	------	------	------	------	------	------	------	------	------	------	------	------	------	------	------	------	------	------	------	------	------	------	------	------	------	------	------	------	------	------	------	------	------	------	------	------	------	------	------	------	-------	-------	-------	-------	-------	--------	-------	--------	-------	--------

PITCHER	IP	WLS	BF	H	R	ER	SO	BB	IBB	HBP	BLK	WP	HR	S	P	ERA	WHIP	PITCHER	IP	WLS	BF	H	R	ER	SO	BB	IBB	HBP	BLK	WP	HR	S	P	ERA	WHIP														
Claude Osteen, L (1, 1) ERA: 1.9	9.0	W	35	6	3	3	3	2	0	0	0	0	2	39	47	3.00	0.889																																

BOTTOM

Los Angeles Dodgers @ San Francisco Giants
Candlestick Park, San Francisco, CA
Fri May 07 1965, 10:05 PM EDT
Att. 33,977 - Unknown

livebaseballscorecards.com

AB	32
R	3
H	6
RBI	3
BB	2
SO	3
LOB	6




Batter	1	2	3	4	5	6	7	8	9	AB R H RBI BB SO LOB	TOP									
Maury Wills, S (1, 6) OBP: 0.385, SLG: 0.369 John Kennedy, R (9, 6) OBP: 0.290, SLG: 0.333	0-0 S E 1B	0-0 4-3		0-0 S 1B			0-0 SH 2B		0-0 E S HR 1B	4 3 3 1 0 0 0 0 0 0 0 0 0 0										
Wes Parker, S (1, 3) OBP: 0.372, SLG: 0.440	0-0 E3 1B WP 1B			0-3 3-H K 1-2			0-3 K		0-0 HR	5 2 3 2 0 2 3										
Willie Davis, L (1, 8) OBP: 0.314, SLG: 0.488	0-0 WP G3 1B 2-3	0-0 F7					0-0 F8		0-0 3-1	5 1 2 2 0 0 1										
Ron Fairly, L (1, 9) OBP: 0.372, SLG: 0.500	0-0 F2		0-0 1-3				0-3 K		0-0 F8	5 0 0 0 0 1 3										
John Roseboro, L (1, 2) OBP: 0.276, SLG: 0.243 Jeff Torborg, R (7, PH) OBP: 0.467, SLG: 0.643	0-0 G3 1-2		0-0 4-3				0-0 3-4-1		0-0 F8 HR	3 0 0 0 0 0 2 2 1 1 1 0 0 1										
Jim Lefebvre, S (1, 4) OBP: 0.393, SLG: 0.471	0-0 1B 2-H 3-H 1B		0-3 K				0-0 4-3		0-0 F7 1B	5 0 2 1 0 1 0										
Derrell Griffith, L (1, 7) OBP: 0.364, SLG: 0.636 Lou Johnson, R (8, PH) (8, 7)	0-0 FC6-4 1-3 1B			0-0 F5			0-0 1-3		0-0 F7 F9	3 0 1 0 0 0 0 2 0 0 0 0 0 1										
Dick Tracewski, R (1, 5) OBP: 0.404, SLG: 0.467	0-0 FC6-4 1-2f			0-0 F9			0-3 K		4-0 BB	3 0 0 0 1 1 2										
Don Drysdale, R (1, 1) OBP: 0.368, SLG: 0.588			0-3 K				0-0 SH 2B 1B		0-0 F8	4 2 2 0 0 1 1										
Inning Stats	R: 3 E: 1 K: 0 S: 8	H: 5 LOB: 2 BB: 0 P: 8	R: 0 E: 0 K: 1 S: 6	H: 1 LOB: 1 BB: 0 P: 6	R: 0 E: 0 K: 1 S: 5	H: 0 LOB: 0 BB: 0 P: 5	R: 1 E: 0 K: 1 S: 7	H: 2 LOB: 1 BB: 0 P: 7	R: 0 E: 0 K: 1 S: 5	H: 0 LOB: 0 BB: 0 P: 5	R: 2 E: 1 K: 1 S: 8	H: 2 LOB: 1 BB: 0 P: 8	R: 0 E: 0 K: 0 S: 3	H: 0 LOB: 1 BB: 1 P: 7	R: 3 E: 0 K: 0 S: 7	H: 4 LOB: 1 BB: 0 P: 7	1B: 10 2B: 1 3B: 1 HR: 2	SF: 0 SAC: 1 DP: 0 HBP: 0	WP: 1 PB: 0 SB: 3 CS: 0	PA: 43
PITCHER	IP WLS BF H R ER SO BB IBB HBP BLK WP HR S P ERA WHIP																			
Ron Herbel, R (1, 1) ERA: 3.47	0.2 L 7 5 3 3 0 0 0 0 0 0 1 0 7 7 40.50 7.500																			
Bob Shaw, R (1, 1) ERA: 1.23	5.1 19 3 1 1 5 0 0 0 0 0 0 0 29 29 1.69 0.562																			
Bob Hendley, L (7, 1) ERA: 12.0	2.2 16 6 5 4 1 1 0 0 0 0 2 17 21 13.50 2.625																			
Bob Priddy, R (9, 1) ERA:	0.1 1 0 0 0 0 0 0 0 0 0 0 0 1 1 0.00 0.000																			

Los Angeles Dodgers @ San Francisco Giants
 Candlestick Park, San Francisco, CA
 Sat May 08 1965, 6:33 AM EDT
 Att: 37,548 - Unknown

livebaseballscorecards.com

AB 41
 R 9
 H 14
 RBI 7
 BB 1
 SO 6
 LOB 14



Batter	1	2	3	4	5	6	7	8	9	AB	R	H	RBI	BB	SO	LOB	BOTTOM																	
Matty Alou, L OBP: 0.339, SLG: 0.397 (1, 7)	0-0 F4			0-0 F8		0-0 FC6-4 1B			0-0 F3	4	0	0	0	0	0	1	Los Angeles Dodgers @ San Francisco Giants Candlestick Park, San Francisco, CA Sat May 08 1965, 6:33 AM EDT Att. 37,548 - Unknown AB 30 R 0 H 3 RBI 0 BB 0 SO 7 LOB 5 																	
Jesus Alou, R OBP: 0.354, SLG: 0.469 (1, 9)	0-0 F2			0-3 K		0-0 1-3 1B			0-0 6-3	4	0	1	0	0	1	0																		
Willie Mays, R OBP: 0.394, SLG: 0.763 (1, 8)	0-0 4-3			0-0 2B		0-0 1-3			0-0 F5	3	0	1	0	0	0	2																		
Bob Hendley, R (7, 1)										0	0	0	0	0	0	0																		
Bob Priddy, R (9, 1)										0	0	0	0	0	0	0																		
Bob Schroder, L (9, PH)										1	0	0	0	0	0	0																		
Jim Ray Hart, R OBP: 0.325, SLG: 0.430 (1, 5)		0-0 6-3		0-3 K		0-3 K		0-3 K		3	0	0	0	0	2	1																		
Ed Bailey, L OBP: 0.207, SLG: 0.083 (1, 3)		0-0 F8		0-0 4-3		0-3 K		0-3 K		3	0	0	0	0	1	0																		
Tom Haller, L OBP: 0.269, SLG: 0.156 (1, 2)		0-0 F8		0-0 F7		0-0 G3		0-0 G3		3	0	0	0	0	0	0																		
Jim Davenport, R OBP: 0.342, SLG: 0.429 (1, 6)			0-3 K		0-3 K			0-0 4-3		3	0	0	0	0	2	0																		
Hal Lanier, R OBP: 0.190, SLG: 0.213 (1, 4)			0-0 F7		0-0 FC4-6 1B			0-0 F9		3	0	1	0	0	0	0																		
Ron Herbel, R (1, 1)			0-0 4-3		0-0 FC4-6 FC6-4			0-3 K		0	0	0	0	0	0	0																		
Bob Shaw, R OBP: 0.333, SLG: 0.333 (1, 1)										1	0	0	0	0	0	0																		
Chuck Hiller, L (6, PH) OBP: 0.143, SLG: 0.571										1	0	0	0	0	0	1																		
Ken Henderson, S (7, 8)										1	0	0	0	0	1	0																		
Inning Stats	R: 0 E: 0 K: 0 S: 3	H: 0 LOB: 0 BB: 0 P: 3	R: 0 E: 0 K: 0 S: 3	H: 0 LOB: 0 BB: 0 P: 3	R: 0 E: 0 K: 1 S: 5	H: 0 LOB: 0 BB: 0 P: 5	R: 0 E: 0 K: 2 S: 8	H: 1 LOB: 1 BB: 0 P: 8	R: 0 E: 0 K: 1 S: 5	H: 0 LOB: 0 BB: 0 P: 5	R: 0 E: 0 K: 2 S: 7	H: 0 LOB: 0 BB: 0 P: 7	R: 0 E: 0 K: 1 S: 5	H: 0 LOB: 0 BB: 0 P: 5	R: 0 E: 0 K: 0 S: 3	H: 0 LOB: 0 BB: 0 P: 3	1B: 2 2B: 1 3B: 0 HR: 0	SF: 0 SAC: 0 DP: 0 HBP: 0	WP: 0 PB: 0 SB: 0 CS: 0	PA: 30														
PITCHER Don Drysdale, R (1, 1) ERA: 3.22	IP 9.0	WLS W	BF 30	H 3	R 0	ER 0	SO 7	BB 0	IBB 0	HBP 0	BLK 0	WP 0	HR 0	S 44	P 44	ERA 0.00	WHIP 0.333	IP 9.0	WLS W	BF 30	H 3	R 0	ER 0	SO 7	BB 0	IBB 0	HBP 0	BLK 0	WP 0	HR 0	S 44	P 44	ERA 0.00	WHIP 0.333

Batter	1	2	3	4	5	6	7	8	9	AB R H RBI BB SO LOB	TOP					
Maury Wills, S OBP: 0.366, SLG: 0.348 (1, 6) X	0-0 P6		0-0 4-3		0-0 4-3		0-0 F8		0-3 K	5 0 0 0 0 1 2						
Wes Parker, S OBP: 0.384, SLG: 0.449 (1, 3) X	0-0 4-3 1B		0-0 4-3			0-0 HR 1B		0-0 1B 1B	0-0 F9	5 2 3 0 0 0 2						
Willie Davis, L OBP: 0.311, SLG: 0.511 (1, 8) X	0-0 4-3 1-2			0-3 K		0-0 HR 1-1		0-3 K		4 1 1 2 0 2 2						
Ron Fairly, L OBP: 0.367, SLG: 0.487 (1, 9) X	0-0 4-3			0-3 K		0-0 F9		0-0 HBP 1B 1B		4 0 1 0 0 1 1						
John Roseboro, L OBP: 0.300, SLG: 0.274 (1, 2) X		0-0 F5		0-0 HBP 1B		0-0 3-1 2B		1-0 1B HBP		3 0 2 0 0 0 0						
Jim Lefebvre, S OBP: 0.386, SLG: 0.452 (1, 4)		0-3 K		1-0 1-2 HBP		0-0 3-1 2-3		0-3 K		3 0 0 0 0 2 4						
Derrell Griffith, L OBP: 0.286, SLG: 0.500 Lou Johnson, R Wally Moon, L OBP: 0.583, SLG: 0.444 (8, PH) (8, PH)		0-3 K		0-0 F5		0-0 L4		0-0 1-2 2-H 3-H 1B		3 0 0 0 0 1 3 0 0 0 0 0 0 0 1 0 1 1 0 0 0						
Dick Tracewski, R OBP: 0.411, SLG: 0.447 (1, 5)			1-0 4-3 WP HBP		0-3 K		0-0 L7		4-0 BB	2 0 0 0 1 1 0						
Sandy Koufax, R OBP: 0.056, SLG: 0.056 Bob Miller, R Jim Brewer, L Willie Crawford, L (8, PH) (9, PH)		0-3 K		0-3 K		0-3 K		0-3 K	0-3 K	3 0 0 0 0 3 1 0 0 0 0 0 0 0 0 0 0 0 0 0 0 1 0 0 0 0 1 1						
Inning Stats	R: 0 H: 1 E: 0 LOB: 1 K: 0 BB: 0 S: 4 P: 4	R: 0 H: 0 E: 0 LOB: 0 K: 2 BB: 0 S: 7 P: 7	R: 0 H: 0 E: 0 LOB: 1 K: 1 BB: 0 S: 5 P: 6	R: 0 H: 1 E: 0 LOB: 2 K: 2 BB: 0 S: 8 P: 9	R: 0 H: 0 E: 0 LOB: 0 K: 2 BB: 0 S: 7 P: 7	R: 2 H: 3 E: 0 LOB: 1 K: 0 BB: 0 S: 6 P: 6	R: 0 H: 0 E: 0 LOB: 0 K: 1 BB: 0 S: 5 P: 5	R: 1 H: 3 E: 0 LOB: 2 K: 2 BB: 0 S: 9 P: 10	R: 0 H: 0 E: 0 LOB: 1 K: 2 BB: 1 S: 7 P: 11	1B: 6 SF: 0 2B: 1 SAC: 0 3B: 0 DP: 0 HR: 1 HBP: 3	WP: 1 PA: 38 PB: 0 SB: 0 CS: 0					
PITCHER	IP WLS BF H R ER SO BB IBB HBP BLK WP HR S P ERA WHIP															
Gaylord Perry, R ERA: 5.49 (1, 1)	7.1	31	7	3	3	9	0	0	2	0	1	1	47	49	3.68	0.955
Masanori Murakami, L ERA: (8, 1)	0.1	2	0	0	0	1	0	0	1	0	0	0	3	4	0.00	0.000
Juan Marichal, R ERA: 0.86 (8, 1)	1.1	W 5	1	0	0	2	1	0	0	0	0	0	8	12	0.00	1.500

Los Angeles Dodgers @ San Francisco Giants
Candlestick Park, San Francisco, CA
Sun May 09 1965, 6:33 AM EDT
Att: 40,596 - Unknown

livebaseballscorecards.com

AB 34
R 3
H 8
RBI 3
BB 1
SO 12
LOB 16



Batter	1	2	3	4	5	6	7	8	9
Harvey Kuenn, R (1, 3) OBP: 0.375, SLG: 0.222	0-0 F8		0-0 FC1-6		4-0 BB		0-0 F2	0-0 1B	
Matty Alou, L (1, 7) OBP: 0.323, SLG: 0.377 Cap Peterson, R (7, PH) OBP: 0.375, SLG: 0.625	0-3 K		0-3 K		0-0 G4-6-3		0-0 F7	0-3 K	
Willie McCovey, L (8, PH) OBP: 0.409, SLG: 0.566 Ken Henderson, S (9, 7)					1-2				
Willie Mays, R (1, 8) OBP: 0.388, SLG: 0.740	0-3 K		0-0 6-3			0-0 F8		4-0 1B BB	
Jim Ray Hart, R (1, 5) OBP: 0.345, SLG: 0.470		0-3 K		0-0 HR		0-0 2B		0-0 1B 1B SF8 1B	
Jesus Alou, R (1, 9) OBP: 0.369, SLG: 0.510		0-0 1B		0-0 HR		0-0 F8		0-0 SF8 1B SH2-3 1B	
Jim Davenport, R (1, 6) OBP: 0.357, SLG: 0.421		4-0 BB		0-3 K		0-0 F8		0-0 SH2-3 1B 1B	
Jack Hiatt, R (1, 2) OBP: 0.333, SLG: 0.400 Ed Bailey, L (8, PH) OBP: 0.200, SLG: 0.083		0-3 K		0-0 5-3			0-3 K	0-0 SF8	
Hal Lanier, R (1, 4) OBP: 0.184, SLG: 0.205		0-3 K		0-3 K			0-3 K SH	0-0 SH2-3	
Gaylord Perry, R (1, 1) OBP: 0.125, SLG: 0.067 Masanori Murakami, L (8, 1) Juan Marichal, R (8, 1) OBP: 0.150, SLG: 0.158			4-0 FC1-6 BB		0-3 K		0-0 SH	0-0 1B 1B	

Inning Stats	R: 0	H: 0	E: 0	K: 2	S: 7	R: 0	H: 1	E: 1	K: 3	S: 10	R: 0	H: 0	E: 0	K: 1	S: 5	R: 2	H: 2	E: 0	K: 2	S: 9	R: 0	H: 0	E: 0	K: 1	S: 4	R: 0	H: 1	E: 0	K: 2	S: 9	R: 4	H: 5	E: 0	K: 1	S: 10	
	LOB: 0	BB: 0				LOB: 2	BB: 1				LOB: 1	BB: 1		LOB: 0	BB: 1	LOB: 0	BB: 0		LOB: 0	BB: 1	LOB: 2	BB: 0		LOB: 2	BB: 0	LOB: 2	BB: 1	LOB: 2	BB: 1	LOB: 2	BB: 1	LOB: 2	BB: 1	LOB: 2	BB: 1	LOB: 2

PITCHER	IP	WLS	BF	H	R	ER	SO	BB	IBB	HBP	BLK	WP	HR	S	P	ERA	WHIP
Sandy Koufax, L (1, 1) ERA: 2.6	7.0	L	32	6	5	5	11	4	0	0	0	1	1	50	66	6.43	1.429
Bob Miller, R (8, 1) ERA: 3.78	0.2		5	3	1	1	0	0	0	0	0	0	0	5	5	13.50	4.500
Jim Brewer, L (8, 1) ERA:	0.1		1	0	0	0	1	0	0	0	0	0	0	3	3	0.00	0.000

BOTTOM


Los Angeles Dodgers @ San Francisco Giants
Candlestick Park, San Francisco, CA

Sun May 09 1965, 6:33 AM EDT
Att. 40,596 - Unknown

AB	31
R	6
H	9
RBI	6
BB	4
SO	12
LOB	16

livebaseballscorecards.com

1B	6	SF	1	WP	1	PA	38
2B	2	SAC	2	PB	0		
3B	0	DP	1	SB	1		
HR	1	HBP	0	CS	0		



Batter	1	2	3	4	5	6	7	8	9	AB R H RBI BB SO LOB	TOP							
Don Landrum, L (1, 8) OBP: 0.304, SLG: 0.591	0-3 K		0-0 F8			0-0 4-3			0-0 F7	4 0 0 0 0 1 0								
Glenn Beckert, R (1, 4) OBP: 0.243, SLG: 0.300	0-0 CS 1B			0-0 F7				0-3 K	0-3 K	4 0 1 0 0 2 0								
Billy Williams, L (1, 7) OBP: 0.339, SLG: 0.427	0-0 FC6-4 1-2 1B			0-0 G1-4-3 1B				0-3 K	0-0 1B 1B	4 0 3 0 0 1 0								
Ron Santo, R (1, 5) OBP: 0.382, SLG: 0.495	0-0 FC6-4 1-2f			0-0 G1-4-3 1-2f				0-3 K	0-0 1-2 1B	4 0 1 0 0 1 2								
14 Ernie Banks, R (1, 3) OBP: 0.381, SLG: 0.656		0-0 1-3			0-3 K			0-0 F9	0-3 K	4 0 0 0 0 2 2								
Doug Clemens, L (1, 9) OBP: 0.312, SLG: 0.313		0-0 L1			0-0 F5			0-0 F8		3 0 0 0 0 0 0								
Vic Roznovsky, L (1, 2) OBP: 0.320, SLG: 0.391		0-3 K2-3			0-0 F8			0-0 BB 1B		3 0 1 0 0 1 0								
Roberto Pena, R (1, 6) OBP: 0.282, SLG: 0.323			0-0 4-3			0-0 F9		4-0 BB 1-2 BB		2 0 0 0 1 0 0								
Larry Jackson, R (1, 1) OBP: 0.462, SLG: 0.833			0-0 G3			0-3 K		0-0 F8		1 0 0 0 0 0 0								
Len Gabrielson, L (6, PH) OBP: 0.300, SLG: 0.333										1 0 0 0 0 1 0								
Lindy McDaniel, R (6, 1)										0 0 0 0 0 0 0								
Harry Bright, R (8, PH) OBP: 0.111, SLG: 0.125										1 0 0 0 0 0 2								
Ted Abernathy, R (8, 1)										0 0 0 0 0 0 0								
Inning Stats	R: 0 E: 0 K: 1 S: 6	H: 2 LOB: 1 BB: 0 P: 6	R: 0 E: 0 K: 1 S: 5	H: 0 LOB: 0 BB: 0 P: 5	R: 0 E: 0 K: 0 S: 3	H: 1 LOB: 0 BB: 0 P: 3	R: 0 E: 0 K: 1 S: 5	H: 0 LOB: 0 BB: 0 P: 5	R: 0 E: 0 K: 3 S: 9	H: 0 LOB: 0 BB: 0 P: 9	R: 0 E: 0 K: 3 S: 4	H: 1 LOB: 2 BB: 1 P: 8	R: 0 E: 0 K: 2 S: 9	H: 2 LOB: 2 BB: 0 P: 9	1B: 6 2B: 0 3B: 0 HR: 0	SF: 0 SAC: 0 DP: 1 HBP: 0	WP: 0 PB: 0 SB: 0 CS: 1	PA: 32
PITCHER	IP WLS BF H R ER SO BB IBB HBP BLK WP HR S P ERA WHIP																	
Ron Herbel, R (1, 1) ERA: 2.53	8.2 W 31 6 0 0 8 1 0 0 0 0 0 0 46 50 0.00 0.808																	
Frank Linzy, R (9, 1) ERA: 2.7	0.1 S 1 0 0 0 1 0 0 0 0 0 0 0 3 3 0.00 0.000																	

Chicago Cubs @ San Francisco Giants
 Candlestick Park, San Francisco, CA
 Tue May 11 1965, 10:05 PM EDT
 Att. 9,912 - Unknown

livebaseballscorecards.com

AB	31
R	0
H	6
RBI	0
BB	1
SO	9
LOB	6



Batter	1	2	3	4	5	6	7	8	9
Matty Alou, L OBP: 0.319, SLG: 0.369 (1, 7)	0-0 4-3		0-0 4-3	0-0 1-2 2-H 1B		0-3 K			
Jesus Alou, R OBP: 0.364, SLG: 0.500 (1, 9)	0-3 K		0-0 4-3	0-0 F4		0-0 1-3 1B			
Willie McCovey, L OBP: 0.413, SLG: 0.575 (1, 3)	0-0 F4		0-0 E 2B		0-0 E 1B	0-0 1-3			
Willie Mays, R OBP: 0.411, SLG: 0.758 (1, 8)		0-0 SH1-3 2B	0-0 E9 1B		0-0 FC5-4 1B		4-0 CS BB		
Jim Ray Hart, R OBP: 0.341, SLG: 0.453 (1, 5)		4-0 SH1-3 BB	0-0 4-3		0-3 K		0-0 F9		
Tom Haller, L OBP: 0.255, SLG: 0.146 (1, 2)		0-0 SH1-3		0-0 F9	0-0 FC5-4		0-3 K		
Jim Davenport, R OBP: 0.348, SLG: 0.405 (1, 6)		0-3 K		0-0 1B 1B	0-0 5-3		0-0 F7		
Hal Lanier, R OBP: 0.209, SLG: 0.221 (1, 4)		4-0 1B IBB		0-0 1B 1B		0-0 1B 1B	0-0 F8		
Ron Herbel, R Frank Linzy, R		0-3 K		0-3 K		0-3 K	0-3 K		

AB	R	H	RBI	BB	SO	LOB
4	0	1	1	0	1	1
4	0	1	0	0	1	2
4	2	2	0	0	0	2
3	0	3	1	1	0	0
3	0	0	0	1	1	4
3	0	0	0	0	1	2
4	1	1	0	0	1	3
3	0	2	0	1	0	0
4	0	0	0	0	4	6
0	0	0	0	0	0	0


BOTTOM

Chicago Cubs @ San Francisco Giants
Candlestick Park, San Francisco, CA

Tue May 11 1965, 10:05 PM EDT
Att. 9,912 - Unknown

livebaseballscorecards.com

AB	32
R	3
H	10
RBI	2
BB	3
SO	9
LOB	20



Inning Stats	R	H	E	K	S	P	IP	WLS	BF	H	R	ER	SO	BB	IBB	HBP	BLK	WP	HR	S	P	ERA	WHIP
R: 0 E: 0 K: 1 S: 5	H: 0 LOB: 0 BB: 0 P: 5	R: 0 E: 0 K: 2 S: 8	H: 1 LOB: 3 BB: 2 P: 16	R: 1 E: 1 K: 0 S: 5	H: 2 LOB: 1 BB: 0 P: 5	R: 1 E: 0 K: 1 S: 8	H: 3 LOB: 2 BB: 0 P: 8	R: 1 E: 1 K: 1 S: 7	H: 2 LOB: 1 BB: 0 P: 7	R: 0 E: 0 K: 2 S: 9	H: 2 LOB: 2 BB: 0 P: 9	R: 0 E: 0 K: 1 S: 4	H: 0 LOB: 1 BB: 1 P: 8	R: 0 E: 0 K: 1 S: 5	H: 0 LOB: 0 BB: 0 P: 5	1B: 8 2B: 3 3B: 0 HR: 0	SF: 0 SAC: 1 DP: 1 HBP: 0	WP: 0 PB: 0 SB: 0 CS: 1	PA: 36	ERA	WHIP		
PITCHER	IP	WLS	BF	H	R	ER	SO	BB	IBB	HBP	BLK	WP	HR	S	P	ERA	WHIP						
Larry Jackson, R ERA: 4.91 (1, 1)	5.0	L	25	8	3	2	5	1	1	0	0	0	0	13	17	0.00	1.800						
Lindy McDaniel, R ERA: 1.96 (6, 1)	2.0		8	2	0	0	3	1	0	0	0	0	0	5	5	0.00	0.000						
Ted Abernathy, R ERA: 2.35 (8, 1)	1.0		3	0	0	0	1	0	0	0	0	0	0	5	5	0.00	0.000						

Batter	1	2	3	4	5	6	7	8	9	AB R H RBI BB SO LOB	TOP											
Don Landrum, L (1, 8) OBP: 0.286, SLG: 0.519	0-0 F2	0-3 K		0-0 F9			0-0 1-3		0-0 SH3-4 2B 1B	5 1 1 0 0 1 1	<p>Chicago Cubs @ San Francisco Giants Candlestick Park, San Francisco, CA</p> <p>Wed May 12 1965, 6:33 AM EDT Att. 6,356 - Sunny</p> <p>livebaseballscorecards.com</p>											
Glenn Beckert, R (1, 4) OBP: 0.235, SLG: 0.289	0-0 E5 1B		0-0 F8		0-0 E6 G3-6-1		0-3 K		0-0 SH3-4 1-2	4 0 0 0 0 1 0												
Billy Williams, L (1, 7) OBP: 0.351, SLG: 0.439	0-0 F8		0-0 HR 1B		0-0 G3-6-1 1-2f			4-0 4-3 1B BB	0-0 F8 14 1B 2B 2-H	4 3 2 1 1 0 2												
Ron Santo, R (1, 5) OBP: 0.391, SLG: 0.531	0-0 1-2 1B		0-0 HR		0-0 1B			0-0 4-3 1-2	0-0 F8 2-3	5 1 3 2 0 0 2												
14 Ernie Banks, R (1, 3) OBP: 0.382, SLG: 0.639	0-0 P5		0-0 F9		0-0 F9			4-0 1B 1B IBB	0-0 1B 3-H	4 1 1 1 1 0 3												
Doug Clemens, L (1, 9) OBP: 0.313, SLG: 0.329		0-0 G3	0-0			0-3 K		0-0 F6 2	0-0 4-3 3	3 0 1 0 0 1 0												
Joey Amalfitano, R (8, PH) Len Gabrielson, L (8, 9) OBP: 0.290, SLG: 0.321										1 0 0 0 0 0 2												
Vic Roznovsky, L (1, 2) OBP: 0.286, SLG: 0.346		0-0 4-3 2	0-0 F7 3			0-0 F3 2		0-0 1B 1-2 2-H		0 0 0 0 0 0 1												
Harry Bright, R (8, PH) Jimmy Stewart, S (8, PR) Dick Bertell, R (8, 2) OBP: 0.299, SLG: 0.254										1 0 1 1 0 0 0												
Roberto Pena, R (1, 6) OBP: 0.280, SLG: 0.320		0-0 E6 E		0-0 F8 1		0-0 F9 3		0-0 1B 1-2 2-H		0 0 0 0 0 0 0												
Cal Koonce, R (1, 1) OBP: 0.158, SLG: 0.111		0-0 E4 2-H		0-0 F8 2			0-3 K 1	0-0 F3 3		4 0 0 0 0 1 2												
Ted Abernathy, R (8, 1)										0 0 0 0 0 0 0												
Inning Stats	R: 0 E: 1 K: 0 S: 5	H: 1 LOB: 2 BB: 0 P: 5	R: 1 E: 2 K: 1 S: 7	H: 0 LOB: 1 BB: 0 P: 7	R: 2 E: 0 K: 0 S: 6	H: 3 LOB: 1 BB: 0 P: 6	R: 0 E: 2 K: 0 S: 3	H: 0 LOB: 0 BB: 0 P: 3	R: 0 E: 1 K: 0 S: 4	H: 1 LOB: 1 BB: 0 P: 4	R: 0 E: 0 K: 1 S: 5	H: 0 LOB: 0 BB: 0 P: 5	R: 0 E: 0 K: 2 S: 7	H: 0 LOB: 0 BB: 0 P: 7	R: 2 E: 0 K: 0 S: 5	H: 2 LOB: 2 BB: 2 P: 13	R: 2 E: 0 K: 0 S: 6	H: 3 LOB: 1 BB: 0 P: 6	1B: 7 2B: 2 3B: 0 HR: 1	SF: 0 SAC: 1 DP: 1 HBP: 0	WP: 0 PB: 0 SB: 0 CS: 0	PA: 42
PITCHER	IP WLS BF H R ER SO BB IBB HBP BLK WP HR S P ERA WHIP																					
Juan Marichal, R (1, 1) ERA: 1.06	7.0 L 29 5 3 2 4 0 0 0 0 0 0 1 37 37 2.57 0.714																					
Bobby Bolin, R (8, 1) ERA: 4.0	0.1 2 0 1 1 0 1 0 0 0 0 0 0 1 5 27.00 3.000																					
Bill Henry, L (8, 1) ERA: 2.16	0.1 3 1 0 0 0 0 0 1 0 0 0 0 2 6 0.00 3.000																					
Bob Shaw, R (8, 1) ERA: 1.76	0.2 4 2 2 2 0 0 0 0 0 0 0 0 4 4 27.00 3.000																					
Masanori Murakami, L (8, 1) ERA: 9.0	0.2 4 2 1 1 0 0 0 0 0 0 0 0 4 4 13.50 3.000																					

AB	39
R	7
H	10
RBI	6
BB	2
SO	4
LOB	14



Batter	1	2	3	4	5	6	7	8	9	AB R H RBI BB SO LOB
Matty Alou, L (1, 7) OBP: 0.311, SLG: 0.357	0-0 G3		0-0 4-3 1-2 1B		0-0 G3		0-0 F6		0-0 3-1	5 0 1 0 0 0 3
Jesus Alou, R (1, 9) OBP: 0.366, SLG: 0.495	0-0 1B		0-0 4-3 1-2			0-0 4-3		0-0 6-3	0-0 1B	5 0 2 0 0 0 2
Willie McCovey, L (1, 3) OBP: 0.412, SLG: 0.595	0-0 F3			0-0 HR		0-0 F8		1-0 2B HBP	0-3 K	4 2 1 1 0 1 1
Willie Mays, R (1, 8) OBP: 0.423, SLG: 0.765		0-0 5-3		4-0 L3 BB		0-0 1B		0-0 E 2B		3 1 2 1 1 0 0
Jim Ray Hart, R (1, 5) OBP: 0.326, SLG: 0.433		0-0 F7		0-0 L3 1-2		0-3 K		0-3 K		4 0 0 0 0 2 3
Tom Haller, L (1, 2) OBP: 0.271, SLG: 0.157		4-0 FC5-4 BB		0-0 F5			0-0 4-3	0-0 E7 1B		3 0 1 0 1 0 0
Jim Davenport, R (1, 6) OBP: 0.340, SLG: 0.378		0-0 FC5-4 1-2			0-0 5-3		0-0 2-3	4-0 BB		3 0 0 0 1 0 1
Hal Lanier, R (1, 4) OBP: 0.211, SLG: 0.222			0-0 F6		0-0 6-3		0-0 BB 1B	0-3 K		4 0 1 0 0 1 2
Juan Marichal, R (1, 1) OBP: 0.227, SLG: 0.200			0-0 1B		4-0 BB		4-0 1-2 BB		0-0 4-3	1 0 1 0 0 1 0 0
Ed Bailey, L (7, PH) OBP: 0.226, SLG: 0.083										0 0 0 0 0 1 0 0
Ken Henderson, S (7, PR)										0 0 0 0 0 0 0 0
Bobby Bolin, R (8, 1)										0 0 0 0 0 0 0 0
Bill Henry, L (8, 1)										0 0 0 0 0 0 0 0
Bob Shaw, R (8, 1) OBP: 0.333, SLG: 0.333										0 0 0 0 0 0 0 0
Masanori Murakami, L (9, 1)										0 0 0 0 0 0 0 0
Cap Peterson, R (9, PH) OBP: 0.333, SLG: 0.556										1 0 0 0 0 0 0 0

Inning Stats	R: 0 E: 0 K: 0 S: 3	H: 1 LOB: 0 BB: 0 P: 3	R: 0 E: 0 K: 0 S: 3	H: 0 LOB: 1 BB: 1 P: 7	R: 0 E: 0 K: 0 S: 4	H: 2 LOB: 1 BB: 0 P: 4	R: 1 E: 0 K: 0 S: 3	H: 1 LOB: 0 BB: 1 P: 7	R: 0 E: 0 K: 0 S: 3	H: 0 LOB: 1 BB: 1 P: 7	R: 0 E: 0 K: 1 S: 6	H: 1 LOB: 1 BB: 0 P: 6	R: 0 E: 0 K: 0 S: 4	H: 1 LOB: 2 BB: 1 P: 8	R: 2 E: 1 K: 2 S: 9	H: 2 LOB: 2 BB: 1 P: 14	R: 0 E: 0 K: 1 S: 6	H: 1 LOB: 1 BB: 0 P: 6	1B: 7 2B: 2 3B: 0 HR: 1	SF: 0 SAC: 0 DP: 1 HBP: 1	WP: 0 PB: 0 SB: 0 CS: 0	PA: 39
PITCHER	IP	WLS	BF	H	R	ER	SO	BB	IBB	HBP	BLK	WP	HR	S	P	ERA	WHIP					
Cal Koonce, R (1, 1) ERA: 3.83	7.1	W	31	7	3	2	1	4	0	1	0	0	1	28	45	2.46	1.500					
Ted Abernathy, R (8, 1) ERA: 2.19	1.2	S	8	2	0	0	3	1	0	0	0	0	0	13	17	0.00	1.800					

BOTTOM

Chicago Cubs @ San Francisco Giants
 Candlestick Park, San Francisco, CA
 Wed May 12 1965, 6:33 AM EDT
 Att. 6,356 - Sunny

livebaseballscores.com

AB	33
R	3
H	9
RBI	2
BB	5
SO	4
LOB	12



Batter	1	2	3	4	5	6	7	8	9	AB R H RBI BB SO LOB	TOP	
Don Landrum, L (1, 8) OBP: 0.281, SLG: 0.516	0-0 1B G4-6-3 2B		0-0 4-3			0-0 G3		0-0 F9		4 1 1 0 0 0 0	Chicago Cubs @ San Francisco Giants Candlestick Park, San Francisco, CA Thu May 13 1965, 6:33 AM EDT Att. 4,610 - Cloudy	
Glenn Beckert, R (1, 4) OBP: 0.244, SLG: 0.305	0-0 2-3 1B G4-6-3			0-0 4-3 2B		0-3 K		0-3 K E		4 1 2 0 0 2 0		
Billy Williams, L (1, 7) OBP: 0.339, SLG: 0.423	0-0 G4-6-3 1-2f 3-H			0-0 4-3 2-3		0-3 K		0-0 E9 1-H		4 0 0 0 0 1 2		
Ron Santo, R (1, 5) OBP: 0.378, SLG: 0.510	0-0 F9			0-3 K			0-0 5-3	0-0 5-3		4 0 0 0 0 1 2		
14 Ernie Banks, R (1, 3) OBP: 0.377, SLG: 0.634		0-0 6-3		0-0 5-3			0-0 1B 2B		0-0 F9	4 1 1 0 0 0 1		
Doug Clemens, L (1, 9) OBP: 0.321, SLG: 0.338		0-0 F9			0-0 WP 1B		0-0 2-H 1B		0-0 4-1	4 0 2 1 0 0 0		
Vic Roznovsky, L (1, 2) OBP: 0.281, SLG: 0.333		0-0 4-3			0-0 F9		0-0 F7		0-0 1B	4 0 1 0 0 0 2		
Roberto Pena, R (1, 6) OBP: 0.270, SLG: 0.307			0-0 5-3		0-3 K		0-0 F8		0-0 4-3	4 0 0 0 0 1 3		
Ernie Broglio, R (1, 1) Leo Burke, R (5, PH) Jack Warner, R (5, 1) Lew Burdette, R (7, 1) Len Gabrielson, L (8, PH) Lindy McDaniel, R (8, 1)			0-0 G3		0-0 6-3 1-2			0-0 F9		1 0 0 0 0 0 0 1 0 0 0 0 0 1 0 0 0 0 0 0 0 0 0 0 0 0 0 0 1 0 0 0 0 0 0 0 0 0 0 0 0 0		
Inning Stats	R: 1 H: 2 E: 0 LOB: 0 K: 0 BB: 0 S: 4 P: 4	R: 0 H: 0 E: 0 LOB: 0 K: 0 BB: 0 S: 3 P: 3	R: 0 H: 0 E: 0 LOB: 0 K: 0 BB: 0 S: 3 P: 3	R: 0 H: 1 E: 0 LOB: 1 K: 1 BB: 0 S: 6 P: 6	R: 0 H: 1 E: 0 LOB: 1 K: 1 BB: 0 S: 6 P: 6	R: 0 H: 0 E: 0 LOB: 0 K: 2 BB: 0 S: 7 P: 7	R: 1 H: 2 E: 0 LOB: 1 K: 0 BB: 0 S: 5 P: 5	R: 1 H: 0 E: 1 LOB: 1 K: 1 BB: 0 S: 7 P: 7	R: 0 H: 1 E: 0 LOB: 1 K: 0 BB: 0 S: 4 P: 4	1B: 4 SF: 0 2B: 3 SAC: 0 3B: 0 DP: 1 HR: 0 HBP: 0	WP: 1 PA: 35 PB: 1 SB: 0 CS: 0	
PITCHER Jack Sanford, R (1, 1) ERA: 3.55 Frank Linzy, R (8, 1) ERA: 2.38	IP WLS BF H R ER SO BB IBB HBP BLK WP HR S P ERA WHIP	7.2 W 30 6 3 2 5 0 0 0 0 1 0 40 40 2.35 0.783	1.1 S 5 1 0 0 0 0 0 0 0 0 0 0 5 5 0.00 0.750									PITCHER IP WLS BF H R ER SO BB IBB HBP BLK WP HR S P ERA WHIP

livebaseballscorecards.com

AB	35
R	3
H	7
RBI	1
BB	0
SO	5
LOB	11



Batter	1	2	3	4	5	6	7	8	9	AB	R	H	RBI	BB	SO	LOB
Matty Alou, L OBP: 0.295, SLG: 0.338 (1, 7)	0-3 K		0-0 F7		0-0 F8	0-0 F8				4	0	0	0	0	1	1
Jesus Alou, R OBP: 0.362, SLG: 0.513 (1, 9)	0-0 F7		0-0 HR		0-0 1-3			0-3 K		4	1	1	1	0	1	0
Willie McCovey, L OBP: 0.406, SLG: 0.591 (1, 3)	0-0 WP 2B		0-0 F8		0-0 F5			0-0 6-3		4	1	1	0	0	0	0
Willie Mays, R OBP: 0.435, SLG: 0.811 (1, 8)	0-0 2-H 2B		0-0 HR			0-0 3B 2B		0-0 5-3		4	2	3	2	0	0	0
Jim Ray Hart, R OBP: 0.337, SLG: 0.457 (1, 5)	4-0 BB		0-0 5-3			0-0 HR 3B		0-0 6-3		2	1	1	1	1	0	0
Jim Davenport, R OBP: 0.333, SLG: 0.370 (8, 5)										1	0	0	0	0	0	0
Tom Haller, L OBP: 0.286, SLG: 0.236 (1, 2)	0-0 G3			0-0 4-3		0-0 HR		0-0 SH3-4 1B		4	1	2	2	0	0	2
Hal Lanier, R OBP: 0.204, SLG: 0.215 (1, 4)		0-0 F8		0-0 F7		0-0 F8		0-0 SH3-4 1-2		3	0	0	0	0	0	0
Jose Pagan, R OBP: 0.274, SLG: 0.262 (1, 6)		0-0 5-3		4-0 BB		4-0 E S BB		4-0 FC6 IBB		1	0	0	0	3	0	0
Jack Sanford, R OBP: 0.250, SLG: 0.143 (1, 1)		0-0 5-3		0-0 5-3		0-3 K		0-0 FC6 1-2f		3	0	0	0	0	1	2
Frank Linzy, R (8, 1)										1	0	0	0	0	0	2

Inning Stats	R: 1	H: 2	E: 0	K: 1	S: 7	LOB: 2	BB: 1	P: 11	R: 0	H: 0	E: 0	K: 0	S: 3	LOB: 0	BB: 0	P: 3	R: 0	H: 0	E: 0	K: 0	S: 5	LOB: 1	BB: 1	P: 7	R: 0	H: 0	E: 0	K: 0	S: 3	LOB: 0	BB: 0	P: 3	R: 3	H: 3	E: 0	K: 1	S: 8	LOB: 1	BB: 1	P: 12	R: 0	H: 0	E: 0	K: 1	S: 5	LOB: 0	BB: 0	P: 5	R: 0	H: 1	E: 0	K: 0	S: 4	LOB: 2	BB: 1	P: 8
--------------	------	------	------	------	------	--------	-------	-------	------	------	------	------	------	--------	-------	------	------	------	------	------	------	--------	-------	------	------	------	------	------	------	--------	-------	------	------	------	------	------	------	--------	-------	-------	------	------	------	------	------	--------	-------	------	------	------	------	------	------	--------	-------	------

PITCHER																	IP	WLS	BF	H	R	ER	SO	BB	IBB	HBP	BLK	WP	HR	S	P	ERA	WHIP
Ernie Broglio, R (1, 1) ERA: 5.4																	4.0	L	18	4	3	3	1	2	0	0	0	1	2	18	26	6.75	1.500
Jack Warner, R (5, 1) ERA: 8.44																	2.0		10	3	3	3	1	1	0	0	0	0	1	11	15	13.50	2.000
Lew Burdette, R (7, 1) ERA: 3.68																	1.0		3	0	0	0	1	0	0	0	0	0	0	5	5	0.00	0.000
Lindy McDaniel, R (8, 1) ERA: 1.88																	1.0		5	1	0	0	0	0	1	0	0	0	0	4	8	0.00	1.000


BOTTOM

Chicago Cubs @ San Francisco Giants
Candlestick Park, San Francisco, CA

Thu May 13 1965, 6:33 AM EDT
Att. 4,610 - Cloudy

AB	31
R	6
H	8
RBI	6
BB	4
SO	3
LOB	7

livebaseballscorecards.com



1B:	2B:	3B:	HR:	SF:	SAC:	DP:	HBP:	WP:	HR:	S:	P:	ERA:	WHIP:
1	3	1	3	0	1	0	0	1	0	0	0	6.75	1.500

Batter	1	2	3	4	5	6	7	8	9	AB R H RBI BB SO LOB	TOP	
Joe Morgan, L (1, 4) OBP: 0.324, SLG: 0.358	0-0 F7		0-0 F8		0-0 F8			0-0 F7		4 0 0 0 0 0 0		
Al Spangler, L (1, 7) OBP: 0.315, SLG: 0.280	0-0 1-3		0-0 6-3			0-0 F7			0-0 SH1-4 1B	4 0 1 0 0 0 0		
Jimmy Wynn, R (1, 8) OBP: 0.394, SLG: 0.469	0-0 F5			0-0 WP S 1B		0-0 6-3			0-0 SH1-4 1-2	3 0 1 0 0 0 0		
Walt Bond, L (1, 3) OBP: 0.304, SLG: 0.325		0-3 K		0-3 K		0-3 K			4-0 IBB	3 0 0 0 1 3 1		
Bob Aspromonte, R (1, 5) OBP: 0.358, SLG: 0.439		0-0 BB 1B 1B		0-3 K 1-2			0-0 4-3		0-0 F3	4 1 1 0 0 1 3		
Rusty Staub, L (1, 9) OBP: 0.340, SLG: 0.400		4-0 BB BB BB BB 1B 1-2 BB		4-0 S BB 2-3 BB			0-0 4-3		0-0 F7	2 0 0 0 2 0 2		
Eddie Kasko, R (1, 6) OBP: 0.366, SLG: 0.390		0-0 1-3 2-H 1B		0-3 K 1-2			0-0 F4			3 0 1 1 0 1 2		
Ron Brand, R (1, 2) OBP: 0.273, SLG: 0.293		0-3 K			0-0 5-3			0-3 K		3 0 0 0 0 2 1		
Ken Johnson, R (1, 1) OBP: 0.071, SLG: 0.143			0-3 K			0-0 F7		0-0 6-3		3 0 0 0 0 1 0		
Inning Stats	R: 0 E: 0 K: 0 S: 3 H: 0 LOB: 0 BB: 0 P: 3	R: 1 E: 0 K: 2 S: 8 H: 2 LOB: 1 BB: 1 P: 12	R: 0 E: 0 K: 1 S: 5 H: 0 LOB: 0 BB: 0 P: 5	R: 0 E: 0 K: 3 S: 10 H: 1 LOB: 2 BB: 1 P: 14	R: 0 E: 0 K: 0 S: 3 H: 0 LOB: 0 BB: 0 P: 3	R: 0 E: 0 K: 1 S: 5 H: 0 LOB: 0 BB: 0 P: 5	R: 0 E: 0 K: 0 S: 3 H: 0 LOB: 0 BB: 0 P: 3	R: 0 E: 0 K: 0 S: 5 H: 0 LOB: 0 BB: 0 P: 5	R: 0 E: 0 K: 1 S: 4 H: 0 LOB: 0 BB: 0 P: 8	R: 0 E: 0 K: 0 S: 4 H: 1 LOB: 2 BB: 1 P: 8	1B: 4 2B: 0 3B: 0 HR: 0 SF: 0 SAC: 1 DP: 0 HBP: 0	WP: 1 PB: 0 SB: 2 CS: 0 PA: 33
PITCHER Gaylord Perry, R (1, 1) ERA: 4.66	IP 9.0 WLS W BF 33 H 4 R 1 ER 1 SO 8 BB 2 IBB 1 HBP 0 BLK 0 WP 1 HR 0 S 46 P 58 ERA 1.00 WHIP 0.667											PITCHER IP WLS BF H R ER SO BB IBB HBP BLK WP HR S P ERA WHIP

Houston Astros @ San Francisco Giants
 Candlestick Park, San Francisco, CA
 Fri May 14 1965, 10:05 PM EDT
 Att. 11,900 - Unknown

AB	29
R	1
H	4
RBI	1
BB	3
SO	8
LOB	9



Batter	1	2	3	4	5	6	7	8	9	AB	R	H	RBI	BB	SO	LOB
Matty Alou, L OBP: 0.293, SLG: 0.346 (1, 7)	0-0 3-1 2B	0-0 4-3			0-3 K		0-0 L3			4	0	1	0	0	1	3
Jesus Alou, R OBP: 0.350, SLG: 0.496 (1, 9)	0-0 1-3		0-3 K		0-0 F6			0-0 4-3		4	0	0	0	0	1	1
Willie McCovey, L OBP: 0.410, SLG: 0.593 (1, 3)	4-0 3-1 BB		0-0 F3			0-0 1B G4-6-3 2B		0-0 4-3		3	1	1	0	1	0	0
Willie Mays, R OBP: 0.429, SLG: 0.791 (1, 8)	0-0 3-1		0-0 F8			0-0 G4-6-3 1B		0-3 K		4	0	1	0	0	1	2
Jim Ray Hart, R OBP: 0.333, SLG: 0.479 (1, 5)	0-3 K			0-0 F3		0-0 G4-6-3			0-0 HR	4	1	1	1	0	1	3
Tom Haller, L OBP: 0.303, SLG: 0.259 (1, 2)		0-3 K		0-0 G5-3 BB 1B		0-0 FC6 1B				3	0	2	0	0	1	0
Hal Lanier, R OBP: 0.208, SLG: 0.211 (1, 4)		0-0 6-3		4-0 BB BB BB 1-2 BB		0-0 FC6				2	0	0	0	1	0	1
Jose Pagan, R OBP: 0.276, SLG: 0.265 (1, 6)		0-0 1B 1B		0-0 G5-3			0-0 F7			3	0	1	0	0	0	2
Gaylord Perry, R OBP: 0.211, SLG: 0.167 (1, 1)		0-0 1-2 1B			0-3 K		0-0 L3 1B			3	0	2	0	0	1	0

Inning Stats	R: 0	H: 1	E: 0	K: 1	S: 6	R: 0	H: 2	E: 0	K: 1	S: 7	R: 0	H: 0	E: 0	K: 1	S: 5	R: 0	H: 1	E: 0	K: 0	S: 3	R: 0	H: 0	E: 0	K: 2	S: 7	R: 1	H: 3	E: 0	K: 0	S: 5	R: 0	H: 1	E: 0	K: 0	S: 3	R: 0	H: 0	E: 0	K: 1	S: 5	R: 1	H: 1	E: 0	K: 0	S: 1	1B: 6	2B: 3	3B: 0	HR: 1	SF: 0	SAC: 0	DP: 3	HBP: 0	WP: 0	PB: 0	SB: 0	CS: 0	PA: 32
--------------	------	------	------	------	------	------	------	------	------	------	------	------	------	------	------	------	------	------	------	------	------	------	------	------	------	------	------	------	------	------	------	------	------	------	------	------	------	------	------	------	------	------	------	------	------	-------	-------	-------	-------	-------	--------	-------	--------	-------	-------	-------	-------	--------

PITCHER	IP	WLS	BF	H	R	ER	SO	BB	IBB	HBP	BLK	WP	HR	S	P	ERA	WHIP
Ken Johnson, R ERA: 4.05 (1, 1)	8.0	L	32	9	2	2	6	2	0	0	0	0	1	42	50	2.25	1.375


BOTTOM

Houston Astros @ San Francisco Giants
Candlestick Park, San Francisco, CA

Fri May 14 1965, 10:05 PM EDT
Att. 11,900 - Unknown

livebaseballscorecards.com

AB	30
R	2
H	9
RBI	1
BB	2
SO	6
LOB	12



Batter	1	2	3	4	5	6	7	8	9	AB R H RBI BB SO LOB	TOP											
Joe Morgan, L (1, 4) OBP: 0.322, SLG: 0.349	0-0 F8	4-0 BB			0-0 F2		0-0 F8			3 0 0 0 1 0 0	Houston Astros @ San Francisco Giants Candlestick Park, San Francisco, CA Sat May 15 1965, 6:33 AM EDT Att. 13,177 - Unknown - 59 F livebaseballscorecards.com											
Al Spangler, L (1, 7) OBP: 0.313, SLG: 0.271	4-0 BB	0-0 F7			0-0 F5		0-0 1-3			3 0 0 0 1 0 3												
Jimmy Wynn, R (1, 8) OBP: 0.390, SLG: 0.470	0-0 L4-3				0-0 PB 2B		0-3 K			4 0 1 0 0 1 1												
Walt Bond, L (1, 3) OBP: 0.302, SLG: 0.331		0-0 6-3			0-3 K 2-3		0-0 F8			4 0 1 0 0 1 1												
Bob Aspromonte, R (1, 5) OBP: 0.363, SLG: 0.441		0-0 1B BB 1B			0-0 6-3		0-0 G3-6-3 1B			4 1 2 0 0 0 1												
Rusty Staub, L (1, 9) OBP: 0.345, SLG: 0.398		4-0 1B 1B BB			0-0 1B 1B		0-0 G3-6-3 1-2f			3 1 1 0 1 1 2												
Eddie Kasko, R (1, 6) OBP: 0.378, SLG: 0.400		0-0 BB 1B 1B			0-0 F6		0-0 1-2 1B			4 0 2 0 0 0 0												
Ron Brand, R (1, 2) OBP: 0.271, SLG: 0.289		0-0 BB 1B			0-0 F6		0-0 F8			4 0 1 2 0 0 2												
Larry Dierker, R (1, 1) Jim Beauchamp, R (2, PH) Danny Coombs, R (2, 1) Joe Gaines, R (6, PH) Claude Raymond, R (6, 1) Hal Woodeshick, R (8, 1) Gene Ratliff, R (9, PH)		0-0 F2			0-3 K		0-3 K			0 0 0 0 0 0 0 1 0 0 0 0 0 2 1 0 0 0 0 1 0 1 0 0 0 0 1 2 0 0 0 0 0 0 0 0 0 0 0 0 0 0 1 0 0 0 0 1 0												
Inning Stats	R: 0 E: 0 K: 0 S: 2	H: 0 LOB: 0 BB: 1 P: 6	R: 2 E: 0 K: 0 S: 6	H: 3 LOB: 3 BB: 2 P: 14	R: 0 E: 0 K: 1 S: 6	H: 1 LOB: 1 BB: 0 P: 6	R: 0 E: 0 K: 1 S: 5	H: 0 LOB: 0 BB: 0 P: 5	R: 0 E: 0 K: 1 S: 7	H: 2 LOB: 2 BB: 0 P: 7	R: 0 E: 0 K: 1 S: 5	H: 0 LOB: 0 BB: 0 P: 5	R: 0 E: 0 K: 0 S: 3	H: 1 LOB: 0 BB: 0 P: 3	R: 0 E: 0 K: 1 S: 5	H: 0 LOB: 0 BB: 0 P: 5	1B: 6 2B: 3 3B: 0 HR: 0	SF: 0 SAC: 0 DP: 2 HBP: 0	WP: 0 PB: 1 SB: 0 CS: 0	PA: 36		
PITCHER	IP WLS BF H R ER SO BB IBB HBP BLK WP HR S P ERA WHIP																					
Ron Herbel, R (1, 1) ERA: 2.97	1.1	W	8	3	2	2	0	2	0	0	0	0	0	6	14	13.50	3.750					
Bobby Bolin, R (2, 1) ERA: 2.81	7.2	W	28	5	0	0	6	1	0	0	0	0	0	39	43	0.00	0.783					



Batter	1	2	3	4	5	6	7	8	9
Matty Alou, L OBP: 0.299, SLG: 0.354 (1, 7)	4-0 E HR BB	0-0 2-3 1-2		0-0 B1			0-0 E6 2B	0-0 4-3	
Jesus Alou, R OBP: 0.339, SLG: 0.480 (1, 9)	0-0 E1 HR	0-0 G3		0-0 F7			0-0 F9		
Willie McCovey, L OBP: 0.404, SLG: 0.611 (1, 3)	0-0 HR 1-H 2-H		0-3 K		0-0 F8		0-3 K		
Willie Mays, R OBP: 0.439, SLG: 0.814 (1, 8)	0-0 HR		0-0 3B 1B		0-3 K		4-0 1B 2B BB		
Jim Ray Hart, R OBP: 0.330, SLG: 0.474 (1, 5)	0-0 F7		0-0 SH1-4 3B		0-0 6-3		0-0 F4		
Jim Davenport, R OBP: 0.333, SLG: 0.408 (2, 5)									
Tom Haller, L OBP: 0.319, SLG: 0.279 (1, 2)	0-0 G4-6-3 1B		0-0 SH1-4		0-0 F2		0-0 2B 1-3 1B		
Hal Lanier, R OBP: 0.210, SLG: 0.222 (1, 4)	0-0 G4-6-3 1-2f		0-0 5-3		0-3 K		0-0 1-3 3-H 2B		
Jose Pagan, R OBP: 0.275, SLG: 0.254 (1, 6)		0-0 6-3		0-0 1-6-3		0-0 G3		4-0 IBB	
Ron Herbel, R (1, 1)		0-0 2-3 1B		0-0 1B			0-0 6-3	0-3 K	
Bobby Bolin, R OBP: 0.286, SLG: 0.286 (2, 1)									

Inning Stats	R: 4	H: 3	E: 1	K: 0	S: 6	LOB: 0	BB: 1	P: 10	R: 0	H: 1	E: 0	K: 0	S: 4	LOB: 1	BB: 1	P: 4	R: 2	H: 2	E: 0	K: 1	S: 7	LOB: 0	BB: 0	P: 7	R: 0	H: 1	E: 0	K: 0	S: 4	LOB: 1	BB: 0	P: 4	R: 0	H: 0	E: 0	K: 1	S: 5	LOB: 0	BB: 0	P: 5	R: 0	H: 0	E: 0	K: 1	S: 5	LOB: 0	BB: 0	P: 5	R: 1	H: 1	E: 1	K: 1	S: 6	LOB: 0	BB: 0	P: 6	R: 1	H: 2	E: 0	K: 1	S: 7	LOB: 3	BB: 2	P: 15
--------------	------	------	------	------	------	--------	-------	-------	------	------	------	------	------	--------	-------	------	------	------	------	------	------	--------	-------	------	------	------	------	------	------	--------	-------	------	------	------	------	------	------	--------	-------	------	------	------	------	------	------	--------	-------	------	------	------	------	------	------	--------	-------	------	------	------	------	------	------	--------	-------	-------

PITCHER	IP	WLS	BF	H	R	ER	SO	BB	IBB	HBP	BLK	WP	HR	S	P	ERA	WHIP
Larry Dierker, R ERA: 6.19 (1, 1)	1.0	L	7	3	4	3	0	1	0	0	0	0	2	6	10	27.00	4.000
Danny Coombs, L ERA: 5.19 (2, 1)	4.0		16	4	2	2	2	0	0	0	0	0	0	20	20	4.50	1.000
Claude Raymond, R ERA: 3.94 (6, 1)	2.0		7	1	1	0	2	0	0	0	0	0	0	11	11	0.00	0.500
Hal Woodeshick, L ERA: 3.06 (8, 1)	1.0		7	2	1	1	1	1	1	0	0	0	0	7	15	9.00	3.000

BOTTOM

Houston Astros @ San Francisco Giants
Candlestick Park, San Francisco, CA

Sat May 15 1965, 6:33 AM EDT
Att: 13,177 - Unknown - 59 F

AB	R	H	RBI	BB	SO	LOB
4	2	1	0	1	0	5
4	1	0	0	0	0	3
4	1	1	3	0	2	0
3	3	2	1	1	1	0
1	0	0	0	0	0	0
3	1	1	1	0	0	1
3	0	2	1	0	0	0
4	0	1	1	0	1	1
3	0	0	0	1	0	0
0	0	0	0	0	0	0
4	0	2	0	0	1	3

AB	33
R	8
H	10
RBI	7
BB	3
SO	5
LOB	13

livebaseballscores.com

WP	PA
0	37



Batter	1	2	3	4	5	6	7	8	9	AB R H RBI BB SO LOB	TOP											
Joe Morgan, L (1, 4) OBP: 0.331, SLG: 0.389	0-0 HR		0-0 1B		0-0 1-2		0-0 F8		0-0 2B	5 1 3 2 0 0 1												
Al Spangler, L (1, 7) OBP: 0.307, SLG: 0.258	0-3 K		0-0 1-3		0-0 1-3			4-0 HR	0-0 FC8-2	4 1 0 0 1 1 4												
Jimmy Wynn, R (1, 8) OBP: 0.383, SLG: 0.484	0-0 5-3			0-0 4-3		0-0 HR		0-0 F8	0-0 F8	5 1 1 1 0 0 2												
Rusty Staub, L (1, 9) OBP: 0.351, SLG: 0.433	0-0 4-3			0-0 1B		0-0 F8		0-0 HR		4 1 2 2 0 0 0												
Bob Aspromonte, R (1, 5) OBP: 0.362, SLG: 0.439		0-0 6-3		0-0 1B		0-0 F8		0-0 F6		3 0 1 0 0 0 0												
Bob Lillis, R (6, 5) OBP: 0.275, SLG: 0.256				1-2 1B						1 0 0 0 0 0 0												
Walt Bond, L (1, 3) OBP: 0.308, SLG: 0.339		0-0 F7		0-0 F2		4-0 BB		0-0 2B		3 0 1 0 1 0 2												
Eddie Kasko, R (1, 6) OBP: 0.347, SLG: 0.367		0-0 6-3		0-0 1-3		0-0 6-3		0-0 6-3		4 0 0 0 0 0 4												
Ron Brand, R (1, 2) OBP: 0.269, SLG: 0.271			0-0 4-3		0-0 F9		0-0 6-3		1-0 2B	3 1 0 0 0 0 0												
Dave Giusti, R (1, 1) OBP: 0.083, SLG: 0.167			0-3 K		0-0 3-1		0-0 F4		0-0 2B	0 0 0 0 0 0 0												
Ken MacKenzie, R (2, 1) OBP: 0.143, SLG: 0.143					1B				1-3 FC8-2	3 0 1 0 0 1 0												
Nellie Fox, L (9, PH) OBP: 0.500, SLG: 1.000										1 0 1 0 0 0 0												
Inning Stats	R: 1 E: 0 K: 1 S: 6	H: 1 LOB: 0 BB: 0 P: 6	R: 0 E: 0 K: 0 S: 3	H: 0 LOB: 0 BB: 0 P: 3	R: 0 E: 0 K: 1 S: 6	H: 1 LOB: 1 BB: 0 P: 6	R: 0 E: 0 K: 0 S: 5	H: 2 LOB: 2 BB: 0 P: 5	R: 0 E: 0 K: 0 S: 4	H: 1 LOB: 1 BB: 0 P: 4	R: 1 E: 0 K: 0 S: 4	H: 1 LOB: 1 BB: 1 P: 8	R: 0 E: 0 K: 0 S: 3	H: 0 LOB: 0 BB: 0 P: 3	R: 2 E: 0 K: 0 S: 5	H: 2 LOB: 1 BB: 1 P: 9	R: 1 E: 0 K: 0 S: 4	H: 2 LOB: 1 BB: 0 P: 5	1B: 4 2B: 4 3B: 0 HR: 3	SF: 0 SAC: 0 DP: 1 HBP: 1	WP: 0 PB: 0 SB: 0 CS: 0	PA: 39
PITCHER Juan Marichal, R (1, 1) ERA: 1.58	IP: 9.0 WLS: W BF: 39 H: 10 R: 5 ER: 5 SO: 2 BB: 2 IBB: 0 HBP: 1 BLK: 0 WP: 0 HR: 3 S: 40 P: 49 ERA: 5.00 WHIP: 1.333											PITCHER	IP: 9.0 WLS: W BF: 39 H: 10 R: 5 ER: 5 SO: 2 BB: 2 IBB: 0 HBP: 1 BLK: 0 WP: 0 HR: 3 S: 40 P: 49 ERA: 5.00 WHIP: 1.333									

Houston Astros @ San Francisco Giants
 Candlestick Park, San Francisco, CA
 Sun May 16 1965, 6:33 AM EDT
 Unknown - 65 F

livebaseballscorecards.com

AB	36
R	5
H	10
RBI	5
BB	2
SO	2
LOB	13



Batter	1	2	3	4	5	6	7	8	9	AB	R	H	RBI	BB	SO	LOB
Matty Alou, L OBP: 0.283, SLG: 0.333 (1, 7)	0-0 4-3	0-0 FC1-5 1B HR		0-0 F9		0-0 1-3		0-0 F8		5	1	0	0	0	0	2
Jesus Alou, R OBP: 0.333, SLG: 0.469 (1, 9)	0-0 F9	0-0 1-3 HR 1B		0-0 4-3		0-0 F4		0-0 F3		5	1	1	0	0	0	1
Willie McCovey, L OBP: 0.416, SLG: 0.646 (1, 3)	0-0	0-0		0-0		0-0		0-0		4	2	3	3	0	0	1
Harvey Kuenn, R OBP: 0.368, SLG: 0.217 (8, 3)	1B 1B	1-H 3-H HR		FC5-4 1B		F4		5-3		1	0	0	0	0	0	0
Willie Mays, R OBP: 0.449, SLG: 0.836 (1, 8)	0-0	0-0		0-0		0-0		0-0		3	2	2	1	1	0	1
Ken Henderson, S (8, 8)	1B 1-2 1B	HR		FC5-4 1-2f		HR BB				0	0	0	0	0	0	0
Jim Ray Hart, R OBP: 0.336, SLG: 0.505 (1, 5)	0-0	0-0		0-0		0-0		0-0		4	1	2	3	0	0	0
Jim Davenport, R OBP: 0.333, SLG: 0.408 (8, 5)	1-3 2-H 1B	1-3				6-3		1-H HR		0	0	0	0	0	0	0
Tom Haller, L OBP: 0.329, SLG: 0.338 (1, 2)	0-0 FC6 1-2f	0-0 F8				0-0 PB 1B		0-0 HR		4	1	2	1	0	0	2
Hal Lanier, R OBP: 0.211, SLG: 0.223 (1, 4)		0-0 1B 1B	0-3 K			0-0 F9		0-0 F8		4	1	1	0	0	1	1
Jose Pagan, R OBP: 0.274, SLG: 0.253 (1, 6)		0-0 1B E 1B	0-0 F4		0-3 K	0-0 F4		0-0 F4		4	1	1	0	0	1	1
Juan Marichal, R OBP: 0.269, SLG: 0.250 (1, 1)		0-0 E8 FC1-5 1-H 3-H 1B	0-0 F6			0-0 1-3 1B		0-0 5-3		4	0	2	1	0	0	0

Inning Stats	R: 1	H: 3	E: 0	LOB: 2	K: 0	BB: 0	S: 6	P: 6	R: 6	H: 6	E: 1	LOB: 0	K: 0	BB: 0	S: 9	P: 9	R: 0	H: 0	E: 0	LOB: 0	K: 1	BB: 0	S: 5	P: 5	R: 0	H: 1	E: 0	LOB: 1	K: 0	BB: 0	S: 4	P: 4	R: 0	H: 1	E: 0	LOB: 1	K: 1	BB: 0	S: 6	P: 6	R: 0	H: 1	E: 0	LOB: 1	K: 0	BB: 0	S: 4	P: 4	R: 3	H: 2	E: 0	LOB: 0	K: 0	BB: 1	S: 5	P: 9	R: 0	H: 0	E: 0	LOB: 0	K: 0	BB: 0	S: 3	P: 3
--------------	------	------	------	--------	------	-------	------	------	------	------	------	--------	------	-------	------	------	------	------	------	--------	------	-------	------	------	------	------	------	--------	------	-------	------	------	------	------	------	--------	------	-------	------	------	------	------	------	--------	------	-------	------	------	------	------	------	--------	------	-------	------	------	------	------	------	--------	------	-------	------	------

PITCHER	IP	WLS	BF	H	R	ER	SO	BB	IBB	HBP	BLK	WP	HR	S	P	ERA	WHIP
Dave Giusti, R ERA: 2.7 (1, 1)	1.1	L	11	7	5	5	0	0	0	0	0	0	0	11	11	33.75	5.250
Ken MacKenzie, L ERA: 3.63 (2, 1)	6.2		28	7	5	5	2	1	0	0	0	0	4	31	35	6.75	1.200


BOTTOM

Houston Astros @ San Francisco Giants
Candlestick Park, San Francisco, CA

Sun May 16 1965, 6:33 AM EDT
Unknown - 65 F

AB	38
R	10
H	14
RBI	9
BB	1
SO	2
LOB	9

livebaseballscorecards.com



WP: 0	PA: 39
PB: 1	SB: 0
CS: 0	

Batter	1	2	3	4	5	6	7	8	9	AB R H RBI BB SO LOB	TOP									
Eddie Kasko, R OBP: 0.340, SLG: 0.358 (1, 6) X	0-0 1B 1B		0-0 1-3			0-0 6-3		0-0 1-4-3 1-2 2-3		4 0 1 0 0 0 2										
Joe Morgan, L OBP: 0.335, SLG: 0.393 (1, 4) X	0-0 1-2 1B		0-0 F8			0-0 F8		0-0 1B 1B 2-H 3-H		4 0 2 2 0 0 0										
Jimmy Wynn, R OBP: 0.386, SLG: 0.508 (1, 8) X	0-0 L5				0-0 1-3		0-0 HR	0-0 FC6-4 1-2 1B		4 1 2 1 0 0 2										
Rusty Staub, L OBP: 0.339, SLG: 0.416 (1, 9) S S S	0-3 K				0-0 F2		0-3 K	0-3 K		4 0 0 0 0 3 4										
Jim Beauchamp, R OBP: 0.268, SLG: 0.216 Hal Woodeshick, R OBP: 0.200, SLG: 0.200 (1, 3) X (8, 1)	0-0 F8				0-3 K		0-0 4-3	0-0 FC6-4 1-2f		4 0 0 0 0 1 4 0 0 0 0 0 0 0										
Joe Gaines, R OBP: 0.282, SLG: 0.424 (1, 7) X		0-0 6-3			0-0 1-3		0-0 1B	S S S 0-3 K		4 0 1 0 0 1 0										
Bob Lillis, R OBP: 0.274, SLG: 0.256 (1, 5) X		0-0 G6-3 1B			0-0 5-3		0-0 5-3	0-0 F9		4 0 1 0 0 0 1										
John Bateman, R OBP: 0.268, SLG: 0.447 (1, 2) X		0-0 G6-3 1-2f			0-3 K			0-0 1-4-3 1B 1B	0-0 F8	4 1 1 0 0 1 1										
Don Nottebart, R OBP: 0.100, SLG: 0.100 Al Spanier, L OBP: 0.304, SLG: 0.256 Jim Owens, R OBP: 0.336, SLG: 0.339 Wait Bond, L OBP: 0.367, SLG: 0.443 Bob Aspromonte, R OBP: 0.367, SLG: 0.443 (1, 1) (8, PH) (6, 1) (8, PH) (8, PH) (8, 3)			0-0 F3			0-0 1-3		0-0 1-2 1B 1B		1 0 0 0 0 0 0 1 0 1 1 1 0 0 0 0										
Inning Stats	R: 0 E: 0 K: 1 S: 7	H: 2 LOB: 2 BB: 0 P: 7	R: 0 E: 0 K: 0 S: 3	H: 1 LOB: 0 BB: 0 P: 3	R: 0 E: 0 K: 0 S: 3	H: 0 LOB: 0 BB: 0 P: 3	R: 0 E: 0 K: 1 S: 5	H: 0 LOB: 0 BB: 0 P: 5	R: 0 E: 0 K: 1 S: 3	H: 0 LOB: 0 BB: 0 P: 3	R: 1 E: 0 K: 1 S: 7	H: 2 LOB: 1 BB: 0 P: 7	R: 2 E: 0 K: 1 S: 9	H: 4 LOB: 2 BB: 0 P: 9	R: 0 E: 0 K: 1 S: 5	H: 0 LOB: 0 BB: 0 P: 5	1B: 8 2B: 0 3B: 0 HR: 1	SF: 0 SAC: 0 DP: 1 HBP: 0	WP: 0 PB: 0 SB: 0 CS: 0	PA: 35
PITCHER	IP WLS BF H R ER SO BB IBB HBP BLK WP HR S P ERA WHIP																			
Bob Shaw, R ERA: 2.01 (1, 1)	7.0 W 26 6 2 2 4 0 0 0 0 0 1 34 34 2.57 0.857																			
Bill Henry, L ERA: 3.24 (8, 1)	0.0 1 1 0 0 0 0 0 0 0 0 0 1 1 ∞ ∞																			
Frank Linzy, R ERA: 2.31 (8, 1)	0.1 3 2 1 1 0 0 0 0 0 0 0 3 3 27.00 6.000																			
Masanori Murakami, L ERA: 3.38 (8, 1)	1.2 S 5 0 0 0 2 0 0 0 0 0 0 9 9 0.00 0.000																			

Houston Astros @ San Francisco Giants
 Candlestick Park, San Francisco, CA
 Sun May 16 1965, 6:38 AM EDT
 Att. 33,368 - Unknown

livebaseballscorecards.com

AB 35
 R 3
 H 9
 RBI 3
 BB 0
 SO 6
 LOB 14



Batter	1	2	3	4	5	6	7	8	9
Matty Alou, L OBP: 0.281, SLG: 0.330 (1, 7)	0-0 F9		0-0 3-1		0-0 1B		0-0 5-3		
Jesus Alou, R OBP: 0.338, SLG: 0.470 (1, 9)	0-0 F8			0-0 1B	0-0 1B		0-3 K2-3		
Willie McCovey, L OBP: 0.410, SLG: 0.631 (1, 3)	0-0 6-3			0-0 1B	0-0 F4			0-0 4-3	
Willie Mays, R OBP: 0.458, SLG: 0.842 (1, 8)		0-0 1B		0-0 2B		0-0 E3		0-0 1B	
Jim Ray Hart, R OBP: 0.324, SLG: 0.486 (1, 5)		0-0 FC3-6		0-0 6-3		0-0 5-3		0-3 K	
Jim Davenport, R OBP: 0.333, SLG: 0.408 (9, 5)									
Tom Haller, L OBP: 0.316, SLG: 0.324 (1, 2)		0-0 F7		0-0 F7		0-0 G3			
Hal Lanier, R OBP: 0.223, SLG: 0.236 (1, 4)		0-0 2-3			0-0 1B	0-0 FC4			
Jose Pagan, R OBP: 0.276, SLG: 0.256 (1, 6)			0-0 1B		0-0 FC2-6	0-0 FC4			
Bob Shaw, R OBP: 0.200, SLG: 0.200 (1, 1)			0-0 5-3		0-0 SH2		0-0 F9		
Bill Henry, L (8, 1)									
Frank Linzy, R (8, 1)									
Masanori Murakami, L (8, 1)									

Inning Stats	R: 0	H: 0	E: 0	K: 0	S: 3	R: 0	H: 1	E: 0	K: 0	S: 4	R: 0	H: 1	E: 0	K: 0	S: 3	R: 2	H: 3	E: 0	K: 0	S: 5	R: 1	H: 3	E: 0	K: 0	S: 6	R: 1	H: 1	E: 1	K: 0	S: 5	R: 0	H: 0	E: 0	K: 1	S: 5	R: 0	H: 1	E: 0	K: 1	S: 5
	0	0	0	0	3	0	1	0	0	4	0	1	0	0	3	0	3	0	0	5	0	3	0	0	6	0	1	1	0	5	0	0	0	1	0	0	1	0	0	5

PITCHER	IP	WLS	BF	H	R	ER	SO	BB	IBB	HBP	BLK	WP	HR	S	P	ERA	WHIP
Don Nottebart, R ERA: 4.02 (1, 1)	5.0	L	21	8	3	3	0	0	0	0	0	0	0	21	21	5.40	1.600
Jim Owens, R ERA: 1.8 (6, 1)	2.0		8	1	1	0	1	0	0	0	0	1	0	10	10	0.00	0.500
Hal Woodeshick, L ERA: 2.89 (8, 1)	1.0		3	1	0	0	1	0	0	0	0	0	0	5	5	0.00	1.000

BOTTOM

Houston Astros @ San Francisco Giants
Candlestick Park, San Francisco, CA

Sun May 16 1965, 6:38 AM EDT
Att. 33,368 - Unknown

AB	R	H	RBI	BB	SO	LOB
4	0	1	1	0	0	0
4	1	2	0	0	1	0
4	0	1	0	0	0	2
4	2	3	1	0	0	0
4	0	0	1	0	1	3
0	0	0	0	0	0	0
3	0	0	0	0	0	1
3	0	2	0	0	0	1
3	1	1	0	0	0	2
2	0	0	0	0	0	0
0	0	0	0	0	0	0
0	0	0	0	0	0	0
0	0	0	0	0	0	0

AB	31
R	4
H	10
RBI	3
BB	0
SO	2
LOB	9

livebaseballscorecards.com



WP	PA
1	32

Batter	1	2	3	4	5	6	7	8	9	AB R H RBI BB SO LOB	TOP																						
Matty Alou, L (1, 7) OBP: 0.290, SLG: 0.351	0-0 2B 3B	0-0 4-3		4-0 BB		0-0 G3				3 1 1 0 1 0 1																							
Jesus Alou, R (1, 9) OBP: 0.343, SLG: 0.500	0-0 HR 2B		0-0 HR	0-0 F7		0-0 1-3				4 2 2 2 0 0 1																							
Willie McCovey, L (1, 3) OBP: 0.405, SLG: 0.613	4-0 HR BB		0-0 6-3		0-0 4-3		0-0 G3			3 1 0 0 1 0 0																							
Willie Mays, R (1, 8) OBP: 0.452, SLG: 0.847	0-0 HR		0-0 F5		0-0 5-3		0-3 K			4 1 1 3 0 1 0																							
Jim Ray Hart, R (1, 5) OBP: 0.330, SLG: 0.514	0-0 F4		0-0 HR		0-0 1B		0-0 1-3			4 1 2 1 0 0 0																							
Tom Haller, L (1, 2) OBP: 0.325, SLG: 0.314	4-0 G6-4-3 BB		1-0 HBP		0-0 4-3		0-0 4-3			2 0 0 0 1 0 1																							
Hal Lanier, R (1, 4) OBP: 0.224, SLG: 0.236	0-0 G6-4-3		0-0 F8			0-0 F8 4-3 1B		0-0 5-3		4 0 1 0 0 0 2																							
Jose Pagan, R (1, 6) OBP: 0.267, SLG: 0.247		0-0 6-3		0-3 K		0-0 4-3				3 0 0 0 0 1 1																							
Jack Sanford, R (1, 1) OBP: 0.235, SLG: 0.133		0-0 F9		0-3 K		0-0 F8				1 0 0 0 0 0 0																							
Ron Herbel, R (2, 1)										0 0 0 0 0 0 0																							
Bobby Bolin, R (3, 1) OBP: 0.250, SLG: 0.250										1 0 0 0 0 1 0																							
Ed Bailey, L (6, PH) OBP: 0.219, SLG: 0.080										1 0 0 0 0 0 1																							
Bill Henry, L (6, 1)										0 0 0 0 0 0 0																							
Inning Stats	R: 4 E: 0 K: 0 S: 5	H: 3 LOB: 0 BB: 2 P: 13	R: 0 E: 0 K: 0 S: 3	H: 0 LOB: 0 BB: 0 P: 3	R: 2 E: 0 K: 0 S: 5	H: 2 LOB: 1 BB: 0 P: 6	R: 0 E: 0 K: 2 S: 7	H: 0 LOB: 1 BB: 1 P: 11	R: 0 E: 0 K: 0 S: 4	H: 1 LOB: 1 BB: 0 P: 4	R: 0 E: 0 K: 1 S: 5	H: 0 LOB: 0 BB: 0 P: 5	R: 0 E: 0 K: 0 S: 3	H: 0 LOB: 0 BB: 0 P: 3	1B: 2 2B: 1 3B: 1 HR: 3	SF: 0 SAC: 0 DP: 1 HBP: 1	WP: 0 PA: 34 PB: 0 SB: 0 CS: 0																
PITCHER	IP WLS BF H R ER SO BB IBB HBP BLK WP HR S P ERA WHIP																																
Ernie Broglio, R (1, 1) ERA: 7.2	0.0		3	2	3	3	0	1	0	0	0	0	0	2	6	∞	∞																
Lindy McDaniel, R (1, 1) ERA: 2.28	2.0		7	1	1	1	0	1	0	0	0	0	1	6	10	4.50	1.000																
Lew Burdette, R (3, 1) ERA: 4.6	1.0		6	2	2	2	0	0	0	1	0	0	2	5	6	18.00	2.000																
Bob Humphreys, R (4, 1) ERA: 2.45	2.0	W	8	1	0	0	2	1	0	0	0	0	0	11	15	0.00	1.000																
Ted Abernathy, R (6, 1) ERA: 1.88	3.0	S	10	1	0	0	1	0	0	0	0	0	0	12	12	0.00	0.333																

San Francisco Giants @ Chicago Cubs
Wrigley Field, Chicago, IL
Tue May 18 1965, 3:33 AM CDT
Att. 4,936 - Cloudy

livebaseballscorecards.com

AB	30
R	6
H	7
RBI	6
BB	3
SO	3
LOB	7



Batter	1	2	3	4	5	6	7	8	9	AB	R	H	RBI	BB	SO	LOB
Don Landrum, L (1, 8) OBP: 0.370, SLG: 0.542	0-3 K	1-0 CS, 1B HBP	0-0 1-3 2-H 3-H 2B		4-0 IBB					2	0	1	2	1	1	0
Glenn Beckert, R (1, 4) OBP: 0.231, SLG: 0.283	0-0 2B	0-0 1-2 1B	0-0 5-3		0-0 F2					4	1	2	0	0	0	5
Billy Williams, L (1, 7) OBP: 0.345, SLG: 0.450	0-0 1-H 2B	0-3 K		0-0 F8		0-3 K				4	0	1	1	0	2	2
Ron Santo, R (1, 5) OBP: 0.371, SLG: 0.521	0-0 F8		0-0 5-3	0-3 K		0-0 F8				4	0	0	0	0	1	1
14 Ernie Banks, R (1, 3) OBP: 0.348, SLG: 0.558	0-0 6-3		0-0 F4	0-0 F7		0-0 F7				4	0	0	0	0	0	1
Doug Clemens, L (1, 9) OBP: 0.314, SLG: 0.351		0-0 E 1B 1B	0-0 1B 2B		0-0 F7		0-0 4-3			4	2	2	0	0	0	0
Dick Bertell, R (1, 2) OBP: 0.317, SLG: 0.254		0-0 E1 1B 1B	4-0 BB BB		4-0 BB BB		0-0 F6			2	0	1	0	2	0	0
Roberto Pena, R (1, 6) OBP: 0.300, SLG: 0.316		0-0 5-3	0-0 BB 2B 1B	0-0 SH1-4 1B		0-0 F3				4	1	2	1	0	0	1
Ernie Broglio, R (1, 1) Lindy McDaniel, R (1, 1) Len Gabrielson, L (2, PH) Lew Burdette, R (3, 1) Jimmy Stewart, S (3, PH) Bob Humphreys, R (4, 1) Ted Abernathy, R (6, 1)		0-0 HR	4-0 2B BB	0-0 SH1-4		0-0 SH1-4				0	0	0	0	0	0	0

Inning Stats	R: 1	H: 2	E: 0	K: 1	S: 7	R: 3	H: 4	E: 1	K: 1	S: 8	R: 3	H: 3	E: 0	K: 0	S: 6	R: 0	H: 0	E: 0	K: 1	S: 5	R: 0	H: 1	E: 0	K: 0	S: 4	R: 0	H: 0	E: 0	K: 0	S: 3
	LOB: 1	BB: 0	P: 7			LOB: 2	BB: 0	P: 9			LOB: 0	BB: 0	P: 5			LOB: 0	BB: 0	P: 5			LOB: 3	BB: 2	P: 12			LOB: 0	BB: 0	P: 3		


PITCHER	IP	WLS	BF	H	R	ER	SO	BB	IBB	HBP	BLK	WP	HR	S	P	ERA	WHIP
Jack Sanford, R (1, 1) ERA: 4.21	1.1		10	5	4	4	1	0	0	1	0	0	1	11	12	27.00	3.750
Ron Herbel, R (2, 1) ERA: 3.63	1.1	L	8	3	3	3	1	2	0	0	0	0	0	8	16	20.25	3.750
Bobby Bolin, R (3, 1) ERA: 2.57	2.1		11	2	0	0	1	1	1	0	0	0	0	11	19	0.00	1.286
Bill Henry, L (6, 1) ERA: 2.61	2.0		6	0	0	0	1	0	0	0	0	0	0	8	8	0.00	0.000

BOTTOM


San Francisco Giants @ Chicago Cubs
 Wrigley Field, Chicago, IL
 Tue May 18 1965, 3:33 AM CDT
 Att. 4,936 - Cloudy

livebaseballscorecards.com

AB	29
R	5
H	10
RBI	6
BB	4
SO	4
LOB	10



WP: 0	PA: 35
PB: 0	
SB: 0	
CS: 1	

Batter	1	2	3	4	5	6	7	8	9	AB R H RBI BB SO LOB	TOP														
Matty Alou, L (1, 7) OBP: 0.276, SLG: 0.333	0-0 4-3		0-3 K	0-0 G3		0-0 F6			0-0 F8	5 0 0 0 0 1 2	<p>San Francisco Giants @ Chicago Cubs Wrigley Field, Chicago, IL Wed May 19 1965, 3:33 AM CDT Att. 4,282 - Cloudy</p> <p>livebaseballscorecards.com</p> <table border="1"> <tr><td>AB</td><td>33</td></tr> <tr><td>R</td><td>1</td></tr> <tr><td>H</td><td>5</td></tr> <tr><td>RBI</td><td>0</td></tr> <tr><td>BB</td><td>6</td></tr> <tr><td>SO</td><td>8</td></tr> <tr><td>LOB</td><td>23</td></tr> </table> 	AB	33	R	1	H	5	RBI	0	BB	6	SO	8	LOB	23
AB	33																								
R	1																								
H	5																								
RBI	0																								
BB	6																								
SO	8																								
LOB	23																								
Jesus Alou, R (1, 9) OBP: 0.345, SLG: 0.496	0-0 1B		0-0 BB E 1B		0-0 F7		0-0 F7	0-3 K	5 1 2 0 0 1 2																
Willie McCovey, L (1, 3) OBP: 0.397, SLG: 0.591	0-0 F9		0-0 F7		4-0 BB PB BB		0-3 K	0-0 4-3	4 0 0 0 1 1 4																
Willie Mays, R (1, 8) OBP: 0.460, SLG: 0.840	0-3 K		4-0 E 1-2 BB		4-0 BB 1-2 IBB		4-0 BB		1 0 0 0 3 1 1																
Jim Ray Hart, R (1, 5) OBP: 0.319, SLG: 0.496		0-0 5-3	0-0 E5 1-3 2-H		0-3 K		0-0 F8		4 0 0 0 0 1 4																
Tom Haller, L (1, 2) OBP: 0.333, SLG: 0.315		0-0 1B 5-3 1B	0-0 L3		4-0 BB 1-2 2-3		0-0 F8		3 0 1 0 1 0 2																
Hal Lanier, R (1, 4) OBP: 0.225, SLG: 0.230		0-0 5-3 1-2		4-0 BB 1-3		0-3 K	0-0 F4		3 0 0 0 1 1 4																
Jose Pagan, R (1, 6) OBP: 0.272, SLG: 0.253		0-0 1B		0-0 1-3		0-0 1-3	0-3 K		2 0 1 0 0 0 1																
Jim Davenport, R (4, 6) OBP: 0.321, SLG: 0.392		0-0 2-3 1B		1-2					2 0 0 0 0 1 0																
Gaylord Perry, R (1, 1) OBP: 0.182, SLG: 0.143		0-3 K		0-0 F9		0-0 6-3		0-0 WP 1B	3 0 0 0 0 1 3																
Ed Bailey, L (9, PH) OBP: 0.242, SLG: 0.115									1 0 1 0 0 0 0																
Ken Henderson, S (9, PR)									0 0 0 0 0 0 0																
Inning Stats	R: 0 E: 0 K: 1 S: 6	H: 1 LOB: 1 BB: 0 P: 6	R: 0 E: 0 K: 1 S: 7	H: 2 LOB: 2 BB: 0 P: 7	R: 1 E: 1 K: 1 S: 7	H: 1 LOB: 2 BB: 1 P: 11	R: 0 E: 0 K: 0 S: 3	H: 0 LOB: 1 BB: 1 P: 7	R: 0 E: 0 K: 2 S: 7	H: 0 LOB: 3 BB: 3 P: 19	R: 0 E: 0 K: 0 S: 3	H: 0 LOB: 0 BB: 0 P: 3	R: 0 E: 0 K: 1 S: 5	H: 0 LOB: 1 BB: 1 P: 9	R: 0 E: 0 K: 1 S: 5	H: 0 LOB: 0 BB: 0 P: 5	R: 0 E: 0 K: 1 S: 6	H: 1 LOB: 2 BB: 0 P: 6	1B: 5 2B: 0 3B: 0 HR: 0	SF: 0 SAC: 0 DP: 0 HBP: 0	WP: 1 PB: 1 SB: 0 CS: 0	PA: 39			
PITCHER	IP WLS BF H R ER SO BB IBB HBP BLK WP HR S P ERA WHIP																				ERA WHIP				
Bob Buhl, R (1, 1) ERA: 2.38	7.0 W 32 4 1 0 6 5 1 0 0 0 0 0 38 62 0.00 1.286																								
Ted Abernathy, R (8, 1) ERA: 1.76	2.0 S 7 1 0 0 2 0 0 0 0 1 0 11 11 0.00 0.500																								

Batter	1	2	3	4	5	6	7	8	9	AB	R	H	RBI	BB	SO	LOB					
Don Landrum, L (1, 8) OBP: 0.379, SLG: 0.529	4-0 FC6-4 BB		0-0 4-3		0-0 2B 14 1B	0-0 4-3				3	1	1	0	1	0	1					
Glenn Beckert, R (1, 4) OBP: 0.231, SLG: 0.277	0-3 K		0-0 E6		0-3 K		4-0 G3-6-3 BB			3	0	0	0	1	2	2					
Billy Williams, L (1, 7) OBP: 0.343, SLG: 0.452	0-0 F8		0-0 F7		0-0 14 1B 2B		0-0 G3-6-3 1-2f			4	1	1	0	0	0	3					
Ron Santo, R (1, 5) OBP: 0.368, SLG: 0.508	0-0 FC6-4 1-2f		0-0 F7		4-0 14 1B IBB		0-3 K			3	0	0	0	1	1	2					
14 Ernie Banks, R (1, 3) OBP: 0.353, SLG: 0.556		0-0 6-3		0-3 K	0-0 1-2 2-H 3-H 1B		0-0 CS 1B			4	0	2	2	0	1	0					
Doug Clemens, L (1, 9) OBP: 0.312, SLG: 0.347		0-0 1-3		0-0 6-3 1B	0-0 4-3		0-0 F8			4	0	1	0	0	0	2					
Dick Bertell, R (1, 2) OBP: 0.314, SLG: 0.243		4-0 BB		0-0 6-3 1-2 1B		0-3 K	0-0 F8 1-2			3	0	0	0	1	1	2					
Roberto Pena, R (1, 6) OBP: 0.308, SLG: 0.319		0-0 E3		4-0 IBB		0-0 SH1 1B				2	0	1	0	1	0	1					
Bob Buhl, R (1, 1) OBP: 0.150, SLG: 0.056		0-3 K		0-0 6-3		0-0 SH1				2	0	0	0	0	1	4					
Ted Abernathy, R (8, 1)										0	0	0	0	0	0	0					
Inning Stats	R: 0 E: 0 K: 1 S: 5	H: 0 LOB: 1 BB: 1 P: 9	R: 0 E: 1 K: 1 S: 6	H: 0 LOB: 2 BB: 1 P: 10	R: 0 E: 1 K: 0 S: 4	H: 0 LOB: 1 BB: 0 P: 4	R: 0 E: 0 K: 1 S: 6	H: 1 LOB: 2 BB: 1 P: 10	R: 2 E: 0 K: 1 S: 7	H: 3 LOB: 1 BB: 1 P: 11	R: 0 E: 0 K: 1 S: 6	H: 1 LOB: 1 BB: 0 P: 6	R: 0 E: 0 K: 1 S: 4	H: 0 LOB: 0 BB: 1 P: 8	R: 0 E: 0 K: 0 S: 3	H: 1 LOB: 0 BB: 0 P: 3	1B: 5 2B: 1 3B: 0 HR: 0	SF: 0 SAC: 1 DP: 1 HBP: 0	WP: 0 PB: 0 SB: 0 CS: 1	PA: 34	
PITCHER Gaylord Perry, R (1, 1) ERA: 4.31	IP 8.0	WLS L	BF 34	H 6	R 2	ER 2	SO 6	BB 3	IBB 2	HBP 0	BLK 0	WP 0	HR 0	S 41	P 61	ERA 2.25	WHIP 1.125				
PITCHER	IP	WLS	BF	H	R	ER	SO	BB	IBB	HBP	BLK	WP	HR	S	P	ERA	WHIP				

BOTTOM

San Francisco Giants @ Chicago Cubs
 Wrigley Field, Chicago, IL
 Wed May 19 1965, 3:33 AM CDT
 Att. 4,282 - Cloudy

livebaseballscorecards.com

AB	28
R	2
H	6
RBI	2
BB	5
SO	6
LOB	17



Batter	1	2	3	4	5	6	7	8	9	AB R H RBI BB SO LOB	TOP												
Jim Davenport, R (1, 6) OBP: 0.300, SLG: 0.364	0-3 K		0-3 K			0-0 F9		0-0 F8		4 0 0 0 0 2 2	San Francisco Giants @ Chicago Cubs Wrigley Field, Chicago, IL Thu May 20 1965, 3:33 AM CDT Att. 4,451 - Sunny livebaseballscorecards.com												
Matty Alou, L (1, 7) OBP: 0.275, SLG: 0.330	0-0 4-3		0-0 F7			0-0 G3		0-0 E8 2-H 1B		4 0 1 1 0 0 1													
Willie McCovey, L (1, 3) OBP: 0.392, SLG: 0.579	0-0 FC5-4 1B		0-0 F8			0-3 K		0-0 F5		4 0 1 0 0 1 2													
Willie Mays, R (1, 8) OBP: 0.455, SLG: 0.845	0-0 FC5-4 1-2f				0-0 6-3		0-0 HR		0-0 6-3	4 1 1 1 0 0 1													
Jim Ray Hart, R (1, 5) OBP: 0.317, SLG: 0.487		0-0 6-3			0-0 G6-3 1B		0-0 1-3		0-0 F9	4 0 1 0 0 0 0													
Jesus Alou, R (1, 9) OBP: 0.342, SLG: 0.490		0-0 1B			0-0 G6-3 1-2f		0-3 K		0-0 F7	4 0 1 0 0 1 1													
Tom Haller, L (1, 2) OBP: 0.333, SLG: 0.307		0-0 F7			4-0 G6-4-3 BB		0-0 G3			2 0 0 0 1 0 1													
Hal Lanier, R (1, 4) OBP: 0.228, SLG: 0.233		0-0 F4			0-0 G6-4-3 1-2f			0-0 SH2-4 E 1B		3 1 1 0 0 0 2													
Bob Shaw, R (1, 1) OBP: 0.143, SLG: 0.143 Masanori Murakami, L (8, 1)			0-0 E6			0-0 F8		0-0 SH2-4 1-2		2 0 0 0 0 0 0 0 0 0 0 0 0 0	GIANTS												
Inning Stats	R: 0 E: 0 K: 1 S: 6	H: 1 LOB: 1 BB: 0 P: 6	R: 0 E: 0 K: 0 S: 4	H: 1 LOB: 1 BB: 0 P: 4	R: 0 E: 1 K: 1 S: 6	H: 0 LOB: 1 BB: 0 P: 6	R: 0 E: 0 K: 0 S: 3	H: 1 LOB: 0 BB: 0 P: 3	R: 0 E: 0 K: 0 S: 2	H: 0 LOB: 0 BB: 1 P: 6	R: 0 E: 0 K: 1 S: 5	H: 0 LOB: 0 BB: 0 P: 5	R: 1 E: 0 K: 1 S: 6	H: 1 LOB: 0 BB: 0 P: 6	R: 1 E: 1 K: 0 S: 5	H: 2 LOB: 1 BB: 0 P: 5	R: 0 E: 0 K: 0 S: 3	H: 0 LOB: 0 BB: 0 P: 3	1B: 5 2B: 0 3B: 0 HR: 1	SF: 0 SAC: 1 DP: 2 HBP: 0	WP: 0 PB: 0 SB: 0 CS: 0	PA: 33	
PITCHER Larry Jackson, R (1, 1) ERA: 4.04	IP 9.0	WLS L	BF 33	H 6	R 2	ER 2	SO 4	BB 1	IBB 0	HBP 0	BLK 0	WP 0	HR 1	S 40	P 44	ERA 2.00	WHIP 0.778						PITCHER IP WLS BF H R ER SO BB IBB HBP BLK WP HR S P ERA WHIP

Batter	1	2	3	4	5	6	7	8	9	AB	R	H	RBI	BB	SO	LOB
Don Landrum, L (1, 8) OBP: 0.349, SLG: 0.482	0-0 G3		0-0 F6		0-0 4-3		0-0 F8		0-0 F6	5	0	0	0	0	0	2
Glenn Beckert, R (1, 4) OBP: 0.245, SLG: 0.297	0-0 1B		0-0 1B		0-0 1-3			0-0 2B		4	0	3	0	0	0	0
Billy Williams, L (1, 7) OBP: 0.340, SLG: 0.442	4-0 1-2 BB		0-3 K		0-0 4-3			0-3 K		3	0	0	0	1	2	2
Ron Santo, R (1, 5) OBP: 0.365, SLG: 0.500	0-3 K			0-0 FC4-6 14 1B 1B		0-0 F2		0-3 K		4	0	1	0	0	2	3
14 Ernie Banks, R (1, 3) OBP: 0.357, SLG: 0.555	0-0 F8			0-0 FC4-6 1-2 1B		0-0 1B		0-0 4-3		4	0	2	0	0	0	3
Doug Clemens, L (1, 9) OBP: 0.304, SLG: 0.337 Joey Amalfitano, R (9, PH)		0-0 3-1		0-0 FC4-6 CS 1-2f 2-3		0-3 K		0-0 F8		3	0	0	0	0	1	3
Vic Roznovsky, L (1, 2) OBP: 0.256, SLG: 0.278 Harry Bright, R (9, PH)		0-0 F4		1-0 BB 1-2 HBP		0-0 G3		0-3 K		2	0	0	0	0	0	1
Roberto Pena, R (1, 6) OBP: 0.314, SLG: 0.320		0-0 F9		4-0 BB 1-2 BB		0-0 F8		0-0 1B 1B		3	0	1	0	1	0	0
Larry Jackson, R (1, 1) OBP: 0.300, SLG: 0.526 Leo Burke, R (9, PH) Jimmy Stewart, S (9, PR)			0-3 K		0-0 4-3		0-3 K		0-0 1B	3	0	0	0	0	2	3

Inning Stats	R: 0	H: 1	E: 0	K: 1	S: 6	R: 0	H: 0	E: 0	K: 0	S: 3	R: 0	H: 1	E: 0	K: 2	S: 8	R: 0	H: 2	E: 0	K: 0	S: 4	R: 0	H: 0	E: 0	K: 0	S: 3	R: 0	H: 1	E: 0	K: 1	S: 6	R: 0	H: 0	E: 0	K: 1	S: 5	R: 0	H: 1	E: 0	K: 2	S: 8	R: 0	H: 2	E: 0	K: 1	S: 7	1B: 7	2B: 1	3B: 0	HR: 0	SF: 0	SAC: 0	DP: 0	HBP: 1	WP: 0	PB: 0	SB: 1	CS: 1	PA: 37
--------------	------	------	------	------	------	------	------	------	------	------	------	------	------	------	------	------	------	------	------	------	------	------	------	------	------	------	------	------	------	------	------	------	------	------	------	------	------	------	------	------	------	------	------	------	------	-------	-------	-------	-------	-------	--------	-------	--------	-------	-------	-------	-------	--------

PITCHER	IP	WLS	BF	H	R	ER	SO	BB	IBB	HBP	BLK	WP	HR	S	P	ERA	WHIP
Bob Shaw, R (1, 1) ERA: 1.53	7.0	W	29	6	0	0	5	2	0	0	0	0	0	36	45	0.00	1.143
Masanori Murakami, L (8, 1) ERA: 1.93	2.0	S	8	2	0	0	3	0	0	0	0	0	0	14	14	0.00	1.000

BOTTOM

San Francisco Giants @ Chicago Cubs


Wrigley Field, Chicago, IL

Thu May 20 1965, 3:33 AM CDT

Att: 4,451 - Sunny

livebaseballscorecards.com

AB	34
R	0
H	8
RBI	0
BB	2
SO	8
LOB	17



Batter	1	2	3	4	5	6	7	8	9	AB R H RBI BB SO LOB	TOP	
Jim Davenport, R (1, 6) OBP: 0.323, SLG: 0.400	0-0 2B BB 1B	0-0 F8		0-0 1B 2B		0-0 1B 1B		0-0 F9		5 2 3 0 0 0 1	San Francisco Giants @ Houston Astros Astrodome, Houston, TX Fri May 21 1965, 8:05 PM EDT Att: 33,094 - Unknown livebaseballscorecards.com	
Matty Alou, L (1, 7) OBP: 0.289, SLG: 0.352	0-0 BB 1-3 FC4-6 2B	0-0 HR 1B		0-0 1-3		0-0 F4		0-0 FC6-4 BB FC6-4 1B	5 3 3 0 0 0 2			
Willie McCovey, L (1, 3) OBP: 0.415, SLG: 0.615	4-0 FC4-6 BB BB BB	0-0 HR 1-2 2-H		0-0 F4 WP 1B 2-H		0-0 1-3 1B		4-0 FC6-4 1-2 BB FC6-4 BB	3 1 3 4 2 0 0			
Willie Mays, R (1, 8) OBP: 0.459, SLG: 0.833	4-0 FC4-6 BB 1-2 2-3 3-H	0-0 1B WP 1B		4-0 1-2 BB		0-0 F8		0-0 FC6-4 FC6-4 1-2f 2-3	3 0 1 1 2 0 3			
Jim Ray Hart, R (1, 5) OBP: 0.313, SLG: 0.475	0-0 FC4-6 G4-6-3 1-2f 2-3 3-H	0-0 1-3 1B		0-0 F4 2-3		0-0 6-3		0-0 FC6-4 E 1-2f 3-H	5 0 1 2 0 0 5			
Jesus Alou, R (1, 9) OBP: 0.338, SLG: 0.480	0-0 G4-6-3 1-2f	0-0 F8		0-0 F8		0-0 F8		0-0 E9 1-3 1B	5 0 1 0 0 0 6			
Tom Haller, L (1, 2) OBP: 0.315, SLG: 0.288		0-0 4-3		0-0 F9		0-0 F5		0-3 K	5 0 0 0 0 2 2			
Hal Lanier, R (1, 4) OBP: 0.228, SLG: 0.242		0-0 E7 1B 2B		0-0 5-3		0-0 F9		0-0 F2	4 1 1 0 0 0 0			
Ron Herbel, R (1, 1) OBP: 0.083, SLG: 0.083		0-0 3-H 1B HR 1B		0-3 K		0-3 K		0-0 4-3	4 1 1 1 0 2 0			
Inning Stats	R: 2 E: 0 K: 0 S: 4 H: 2 LOB: 1 BB: 2 P: 12	R: 4 E: 1 K: 0 S: 9 H: 6 LOB: 2 BB: 0 P: 9	R: 0 E: 0 K: 1 S: 5 H: 0 LOB: 0 BB: 0 P: 5	R: 1 E: 0 K: 0 S: 5 H: 2 LOB: 2 BB: 1 P: 9	R: 0 E: 0 K: 1 S: 5 H: 0 LOB: 0 BB: 0 P: 5	R: 0 E: 0 K: 0 S: 4 H: 2 LOB: 1 BB: 0 P: 4	R: 0 E: 0 K: 1 S: 5 H: 0 LOB: 0 BB: 0 P: 5	R: 0 E: 0 K: 0 S: 3 H: 0 LOB: 0 BB: 0 P: 3	R: 1 E: 1 K: 1 S: 7 H: 2 LOB: 2 BB: 1 P: 11	1B: 10 2B: 3 3B: 0 HR: 1 SF: 0 SAC: 0 DP: 1 HBP: 0	WP: 2 PB: 0 SB: 0 CS: 0 PA: 43	
PITCHER	IP WLS BF H R ER SO BB IBB HBP BLK WP HR S P ERA WHIP											
Don Nottebart, R (1, 1) ERA: 4.93	1.2 L 11 5 5 5 0 2 0 0 0 0 0 0 9 17 27.00 4.200											
Claude Raymond, R (2, 1) ERA: 3.93	0.1 4 3 1 1 0 0 0 0 0 0 1 1 4 4 27.00 9.000											
Larry Dierker, R (3, 1) ERA: 4.91	6.0 22 4 1 1 3 1 0 0 0 1 0 27 31 1.50 0.833											
Danny Coombs, L (9, 1) ERA: 5.59	1.0 6 2 1 1 1 1 0 0 0 0 0 0 7 11 9.00 3.000											

AB	39
R	8
H	14
RBI	8
BB	4
SO	4
LOB	19



Batter	1	2	3	4	5	6	7	8	9	AB	R	H	RBI	BB	SO	LOB
Joe Morgan, L (1, 4) OBP: 0.331, SLG: 0.368	0-0 F8		0-0 G3			0-0 F8		0-3 K		4	0	0	0	0	1	0
Al Spangler, L (1, 7) OBP: 0.309, SLG: 0.250	0-0 G3			4-0 BB		0-0 4-3			0-0 F7	3	0	0	0	1	0	0
Jimmy Wynn, R (1, 8) OBP: 0.399, SLG: 0.486	0-0 1B			0-3 K			0-0 G4-3 1B		0-0 F4	4	0	2	0	0	1	1
Walt Bond, L (1, 3) OBP: 0.309, SLG: 0.338	0-0 1-3			0-0 F9			0-0 G4-3 1B		0-0 1B	4	0	2	0	0	0	2
Bob Aspromonte, R (1, 5) OBP: 0.352, SLG: 0.412		0-0 4-3		0-0 F8			0-0 G4-3		0-0 F9	2	0	0	0	0	0	1
Bob Lillis, R (7, 5) OBP: 0.274, SLG: 0.259							1-2 2-3			2	0	0	0	0	0	3
Rusty Staub, L (1, 9) OBP: 0.319, SLG: 0.381		0-0 5-3			0-3 K		0-0 1-3			3	0	0	0	0	1	1
Eddie Kasko, R (1, 6) OBP: 0.282, SLG: 0.286		0-0 1-3			0-0 5-3			0-0 F9		3	0	0	0	0	0	0
John Bateman, R (1, 2) OBP: 0.295, SLG: 0.529			0-3 K		0-3 K			0-0 HR		3	1	1	1	0	2	0
Don Nottebart, R (1, 1) OBP: 0.100, SLG: 0.100			0-0 6-3			0-0 6-3		0-0 F8		0	0	0	0	0	0	0
Claude Raymond, R (2, 1) OBP: 0.333, SLG: 0.333										0	0	0	0	0	0	0
Larry Dierker, R (3, 1)										2	0	0	0	0	0	0
Joe Gaines, R (8, PH) OBP: 0.327, SLG: 0.463										1	0	0	0	0	0	0
Danny Coombs, R (9, 1)										0	0	0	0	0	0	0

Inning Stats	R: 0	H: 1	E: 0	LOB: 1	K: 0	BB: 0	S: 4	P: 4	R: 0	H: 0	E: 0	LOB: 0	K: 0	BB: 0	S: 3	P: 3	R: 0	H: 0	E: 0	LOB: 1	K: 1	BB: 1	S: 5	P: 5	R: 0	H: 0	E: 0	LOB: 0	K: 2	BB: 0	S: 7	P: 7	R: 0	H: 0	E: 0	LOB: 0	K: 0	BB: 0	S: 3	P: 3	R: 0	H: 2	E: 0	LOB: 1	K: 0	BB: 0	S: 4	P: 4	R: 1	H: 1	E: 0	LOB: 0	K: 1	BB: 0	S: 6	P: 6	R: 0	H: 1	E: 0	LOB: 1	K: 0	BB: 0	S: 4	P: 4	1B: 4	SF: 0	2B: 0	SAC: 0	3B: 0	DP: 1	HR: 1	HBP: 0	WP: 0	PA: 32
PITCHER Ron Herbel, R (1, 1) ERA: 3.09	IP	WLS	BF	H	R	ER	SO	BB	IBB	HBP	BLK	WP	HR	S	P	ERA	WHIP	IP	WLS	BF	H	R	ER	SO	BB	IBB	HBP	BLK	WP	HR	S	P	ERA	WHIP	IP	WLS	BF	H	R	ER	SO	BB	IBB	HBP	BLK	WP	HR	S	P	ERA	WHIP																							

BOTTOM

San Francisco Giants @ Houston Astros
Astrodome, Houston, TX
Fri May 21 1965, 8:05 PM EDT
Att. 33,094 - Unknown

livebaseballscorecards.com

AB	31
R	1
H	5
RBI	1
BB	1
SO	5
LOB	8



Batter	1	2	3	4	5	6	7	8	9	AB	R	H	RBI	BB	SO	LOB	TOP										
Jim Davenport, R (1, 6) OBP: 0.300, SLG: 0.369	0-0 L1	0-0 PO	0-0 5-3	0-0 E7		0-0 F9		0-0 4-3		5	0	0	0	0	0	0											
Matty Alou, L (1, 7) OBP: 0.286, SLG: 0.354	0-0 F4		0-0 F3	0-0 F9		0-3 K		0-0 5-3 2B		5	0	1	0	0	1	1											
Willie McCovey, L (1, 3) Harvey Kuenn, R (5, 3) OBP: 0.420, SLG: 0.613 OBP: 0.356, SLG: 0.208	0-0 HR 1B		1-0		0-0 5-3	0-0 4-3		0-0 5-3		2	1	1	0	0	0	0											
Willie Mays, R (1, 8) OBP: 0.451, SLG: 0.832	0-0 HR 1B		0-0 F6		0-0 F9		0-0 F7	0-0 F8		5	1	1	2	0	0	2											
Jim Ray Hart, R (1, 5) OBP: 0.308, SLG: 0.465	0-0 4-3			0-0 E5 1B	0-0 1B 3B 1B		0-0 4-3		0-0 1-3	5	2	1	0	0	0	0											
Jesus Alou, R (1, 9) OBP: 0.353, SLG: 0.490		0-0 1B 1-3 1B		0-0 1B 1B	0-0 1B 3B 1B		0-0 1B 1B		0-0 F5	5	4	4	1	0	0	0											
Tom Haller, L (1, 2) OBP: 0.340, SLG: 0.341		0-0 1-3		0-0 1B 1B	0-0 1B 3B		0-0 1B 1B		0-0	5	2	4	2	0	0	1											
Hal Lanier, R (1, 4) OBP: 0.250, SLG: 0.264		0-0 PO 1B		0-0 G6-3 1B	0-0 1B 3B		0-0 1B 1B		0-0 5-3	5	0	4	4	0	0	1											
Juan Marichal, R (1, 1) OBP: 0.233, SLG: 0.214		0-3 K		0-0 G6-3 1B	0-0 6-3 1B		0-0 5-3			4	0	0	0	0	1	5											
Inning Stats	R: 2 E: 0 K: 0 S: 5	H: 2 LOB: 0 BB: 0 P: 5	R: 1 E: 0 K: 1 S: 6	H: 2 LOB: 0 BB: 0 P: 6	R: 0 E: 0 K: 0 S: 3	H: 0 LOB: 1 BB: 0 P: 4	R: 3 E: 2 K: 0 S: 7	H: 3 LOB: 1 BB: 0 P: 7	R: 3 E: 0 K: 0 S: 7	H: 4 LOB: 1 BB: 0 P: 7	R: 0 E: 0 K: 1 S: 5	H: 0 LOB: 0 BB: 0 P: 5	R: 1 E: 0 K: 0 S: 6	H: 3 LOB: 2 BB: 0 P: 6	R: 0 E: 0 K: 0 S: 4	H: 1 LOB: 1 BB: 0 P: 4	R: 0 E: 0 K: 0 S: 4	H: 1 LOB: 1 BB: 0 P: 4	1B: 13 2B: 1 3B: 1 HR: 1	SF: 0 SAC: 0 DP: 1 HBP: 1	WP: 0 PB: 0 SB: 0 CS: 0	PA: 45					
PITCHER	IP	WLS	BF	H	R	ER	SO	BB	IBB	HBP	BLK	WP	HR	S	P	ERA	WHIP										
Bob Bruce, R (1, 1) ERA: 4.19	3.0	L	17	7	6	4	1	0	0	1	0	0	1	18	19	12.00	2.333										
Jim Owens, R (4, 1) ERA: 2.88	2.0		10	4	3	3	0	0	0	0	0	0	0	10	10	13.50	2.000										
Ken MacKenzie, L (6, 1) ERA: 3.86	4.0		17	5	1	1	1	0	0	0	0	0	0	19	19	2.25	1.250										

San Francisco Giants @ Houston Astros
Astrodome, Houston, TX
Sat May 22 1965, 4:33 AM EDT
Att: 22,560 - Unknown

AB	43
R	10
H	16
RBI	9
BB	0
SO	2
LOB	11



Batter	1	2	3	4	5	6	7	8	9	AB	R	H	RBI	BB	SO	LOB						
Joe Morgan, L (1, 4) OBP: 0.333, SLG: 0.365	0-0 FC5 BB 1B		0-0 F9		0-0 4-3		4-0 1-2 BB		0-0 F9	4	0	1	1	1	0	2						
Al Spangler, L (1, 7) OBP: 0.307, SLG: 0.242	4-0 1-2 BB		0-0 1-4-3		0-0 4-3		0-0 F4			3	0	0	0	1	0	3						
Jimmy Wynn, R (1, 8) OBP: 0.369, SLG: 0.472	0-0 F7		0-3 K			0-0 6-3		0-0 5-3		4	0	0	0	0	1	2						
Walt Bond, L (1, 3) OBP: 0.301, SLG: 0.328	0-0 F6			0-0 F4		0-0 F7		0-3 K		4	0	0	0	0	1	2						
Bob Aspromonte, R (1, 5) OBP: 0.351, SLG: 0.410	0-0 FC5			0-0 5-3		0-0 1B		0-0 2B		3	0	1	0	0	0	2						
Nellie Fox, L (7, 5) OBP: 0.500, SLG: 1.000	2-3f									1	0	1	0	0	0	0						
Rusty Staub, L (1, 9) OBP: 0.309, SLG: 0.369		0-3 K		0-3 K2-3		0-3 K		0-0 4-3		4	0	0	0	0	3	2						
Eddie Kasko, R (1, 6) OBP: 0.293, SLG: 0.297		0-0 FC6-4 1B			0-0 3-1 4-3 E 1B		0-0 F4		0-0 5-3	4	1	2	0	0	0	0						
Ron Brand, R (1, 2) OBP: 0.230, SLG: 0.228		0-3 K			0-0 E5 4-3 1-2 3-1		0-0 5-3		0-0 G3	4	0	0	0	0	1	2						
Bob Bruce, R (1, 1) OBP: 0.053, SLG: 0.105		0-0 FC6-4			0-0 3-1		0-0 BB 1B		0-0 E5	1	0	0	0	0	0	1						
Jim Owens, R (4, 1)										0	0	0	0	0	0	0						
Jim Beauchamp, R (5, PH) OBP: 0.259, SLG: 0.208										1	0	0	0	0	0	2						
Ken MacKenzie, R (6, 1) OBP: 0.250, SLG: 0.250										1	0	1	0	0	0	0						
Joe Gaines, R (9, PH) OBP: 0.320, SLG: 0.452										1	0	0	0	0	0	0						
Inning Stats	R: 0 E: 0 K: 0 S: 4	H: 1 LOB: 2 BB: 1 P: 8	R: 0 E: 0 K: 2 S: 8	H: 1 LOB: 1 BB: 0 P: 8	R: 0 E: 0 K: 1 S: 5	H: 0 LOB: 0 BB: 0 P: 5	R: 0 E: 0 K: 1 S: 5	H: 0 LOB: 0 BB: 0 P: 5	R: 1 E: 1 K: 0 S: 5	H: 1 LOB: 1 BB: 0 P: 5	R: 0 E: 0 K: 1 S: 6	H: 1 LOB: 1 BB: 0 P: 6	R: 0 E: 0 K: 0 S: 4	H: 1 LOB: 2 BB: 1 P: 8	R: 0 E: 1 K: 0 S: 4	H: 0 LOB: 1 BB: 0 P: 4	R: 0 E: 1 K: 0 S: 4	H: 0 LOB: 1 BB: 0 P: 4	1B: 5 2B: 1 3B: 0 HR: 0	SF: 0 SAC: 0 DP: 0 HBP: 0	WP: 0 PB: 0 SB: 0 CS: 0	PA: 37
PITCHER Juan Marichal, R (1, 1) ERA: 1.4	IP: 9.0 WLS: W BF: 37 H: 6 R: 1 ER: 0 SO: 6	BB: 2 IBB: 0 HBP: 0 BLK: 0	WP: 0 HR: 0 S: 47 P: 55	ERA: 0.00 WHIP: 0.889																		

BOTTOM

San Francisco Giants @ Houston Astros
Astrodome, Houston, TX
Sat May 22 1965, 4:33 AM EDT
Att. 22,560 - Unknown

livebaseballscorecards.com

AB	35
R	1
H	6
RBI	1
BB	2
SO	6
LOB	18



Batter	1	2	3	4	5	6	7	8	9	AB R H RBI BB SO LOB	TOP
Jim Davenport, R (1, 6) OBP: 0.324, SLG: 0.391	0-0 SH5-3 HR 1B		0-0 F7		0-0 1B			0-0 FC5-8 1B		4 1 3 0 0 0 0	
Matty Alou, L (1, 7) OBP: 0.279, SLG: 0.345	0-0 SH5-3 1-2		0-0 F9		0-3 K			0-0 FC5-6 1-2f 5-3		3 0 0 0 0 1 2	
Willie Mays, R (1, 8) OBP: 0.446, SLG: 0.837	0-0 2-H HR		0-0 F9		0-0 F7			0-0 5-3 1-2		4 1 1 2 0 0 2	
Jim Ray Hart, R (1, 5) OBP: 0.307, SLG: 0.458	0-0 6-3			0-0 F3		0-0 G4-6-3 1B		0-3 K		4 0 1 0 0 1 1	
Jesus Alou, R (1, 9) OBP: 0.344, SLG: 0.478	0-0 F7			0-0 4-3		0-0 F4			0-0 F4	4 0 0 0 0 0 1	
Tom Haller, L (1, 2) OBP: 0.340, SLG: 0.341 Jack Hiatt, R (9, PH) OBP: 0.368, SLG: 0.438 Ken Henderson, S (9, PR)		0-3 K		0-0 E 1B 1B		0-0 G4-6-3 1-2f		0-0 G6-4-3 1B		3 0 1 0 0 1 1 1 0 1 0 0 0 0 0 0 0 0 0 0 0	
Harvey Kuenn, R (1, 3) OBP: 0.349, SLG: 0.212		0-0 4-3		0-0 E9 1-3 1B		0-0 6-3		0-0 G6-4-3 1-2f		4 0 1 0 0 0 1	
Hal Lanier, R (1, 4) OBP: 0.252, SLG: 0.273		0-0 2B		0-0 6-3		0-0 F8				3 0 1 0 0 0 2	
Jack Sanford, R (1, 1) OBP: 0.211, SLG: 0.118 Cap Peterson, R (7, PH) OBP: 0.300, SLG: 0.500 Masanori Murakami, L (7, 1) Frank Linzy, R (8, 1)		0-3 K		0-0 F3		0-3 K				2 0 0 0 0 1 1 1 0 0 0 0 1 0 0 0 0 0 0 0 0 0 0 0 0 0 0 0	
Inning Stats	R: 2 H: 2 E: 0 LOB: 0 K: 0 BB: 0 S: 5 P: 5	R: 0 H: 1 E: 0 LOB: 1 K: 2 BB: 0 S: 8 P: 8	R: 0 H: 0 E: 0 LOB: 0 K: 0 BB: 0 S: 3 P: 3	R: 0 H: 2 E: 1 LOB: 2 K: 0 BB: 0 S: 5 P: 5	R: 0 H: 1 E: 0 LOB: 1 K: 1 BB: 0 S: 6 P: 6	R: 0 H: 1 E: 0 LOB: 0 K: 0 BB: 0 S: 3 P: 3	R: 0 H: 0 E: 0 LOB: 0 K: 1 BB: 0 S: 5 P: 5	R: 0 H: 1 E: 0 LOB: 1 K: 1 BB: 0 S: 6 P: 6	R: 0 H: 1 E: 0 LOB: 1 K: 0 BB: 0 S: 3 P: 3	1B: 7 SF: 0 2B: 1 SAC: 1 3B: 0 DP: 2 HR: 1 HBP: 0	WP: 0 PA: 34 PB: 0 SB: 0 CS: 0
PITCHER Turk Farrell, R (1, 1) ERA: 1.85 Hal Woodeshick, L (8, 1) ERA: 2.31	IP WLS BF H R ER SO BB IBB HBP BLK WP HR S P ERA WHIP 7.0 27 7 2 2 4 0 0 0 0 0 0 1 35 35 2.57 1.000 2.0 W 7 2 0 0 1 0 0 0 0 0 0 0 9 9 0.00 1.000	PITCHER IP WLS BF H R ER SO BB IBB HBP BLK WP HR S P ERA WHIP									

San Francisco Giants @ Houston Astros
Astrodome, Houston, TX
Sat May 22 1965, 8:05 PM EDT
Att: 43,367 - Unknown

livebaseballscorecards.com

AB 33
R 2
H 9
RBI 2
BB 0
SO 5
LOB 11



Batter	1	2	3	4	5	6	7	8	9
Al Spangler, L (1, 7) OBP: 0.303, SLG: 0.240	0-0 2B 1B	0-0 F9		0-0 4-3			0-0 5-3	0-3 K	
Joe Morgan, L (1, 4) OBP: 0.332, SLG: 0.358	0-0 F4		4-0 FC6-4 BB		0-0 4-3		0-0 F6		
Jimmy Wynn, R (1, 8) OBP: 0.386, SLG: 0.466	0-0 F8		0-0 FC6-4 1B 1-2f		0-0 F4		0-0 1B		
Walt Bond, L (1, 3) OBP: 0.306, SLG: 0.341	0-0 1-H 2B		0-0 1B 1B 1-3		0-0 F9		0-0 5-3		
Bob Aspromonte, R (1, 5) OBP: 0.355, SLG: 0.413	0-0 F4		0-0 1B 1-2		0-0 FC6-4 1B		0-3 K		
Rusty Staub, L (1, 9) OBP: 0.315, SLG: 0.373		0-0 SH2-4 BB 1B	0-0 6-3		0-0 F8		0-0 BB 1B		
John Bateman, R (1, 2) OBP: 0.303, SLG: 0.517		4-0 SH2-4 BB 1-2		0-3 K		0-0 F5	4-0 SH4-1 BB 1-2		
Bob Lillis, R (1, 6) OBP: 0.270, SLG: 0.255		0-0 SH2-4		0-0 6-3		0-0 FC6-4 1-2f	0-0 SH4-1 1B 1-2 2-H		
Nellie Fox, L (8, PH) OBP: 0.600, SLG: 1.000		1-2 2-3							
Eddie Kasko, R (9, 6) OBP: 0.293, SLG: 0.297									
Turk Farrell, R (1, 1) OBP: 0.118, SLG: 0.063		0-0 1-3		0-0 1B			0-0 HR	0-0 SH4-1 1-2 2-3	
Joe Gaines, R (7, PH) OBP: 0.333, SLG: 0.535									
Hal Woodeshick, R (8, 1) OBP: 0.200, SLG: 0.200									

Inning Stats	R: 1 E: 0 K: 0 S: 5	H: 2 LOB: 1 BB: 0 P: 5	R: 0 E: 0 K: 0 S: 4	H: 1 LOB: 2 BB: 1 P: 8	R: 0 E: 0 K: 0 S: 4	H: 2 LOB: 2 BB: 1 P: 8	R: 0 E: 0 K: 1 S: 6	H: 1 LOB: 1 BB: 0 P: 6	R: 0 E: 0 K: 0 S: 3	H: 0 LOB: 0 BB: 0 P: 3	R: 0 E: 0 K: 0 S: 4	H: 1 LOB: 1 BB: 0 P: 4	R: 1 E: 0 K: 0 S: 5	H: 2 LOB: 1 BB: 0 P: 5	R: 1 E: 0 K: 2 S: 9	H: 2 LOB: 2 BB: 1 P: 13
--------------	------------------------------	---------------------------------	------------------------------	---------------------------------	------------------------------	---------------------------------	------------------------------	---------------------------------	------------------------------	---------------------------------	------------------------------	---------------------------------	------------------------------	---------------------------------	------------------------------	----------------------------------

PITCHER	IP	WLS	BF	H	R	ER	SO	BB	IBB	HBP	BLK	WP	HR	S	P	ERA	WHIP
Jack Sanford, R (1, 1) ERA: 3.91	6.0		26	7	1	1	1	2	0	0	0	0	0	26	34	1.50	1.500
Masanori Murakami, L (7, 1) ERA: 4.5	1.1	L	7	3	2	2	1	0	0	0	0	0	1	9	9	13.50	2.250
Frank Linzy, R (8, 1) ERA: 2.19	0.2		4	1	0	0	1	1	0	0	0	0	0	5	9	0.00	3.000

BOTTOM

San Francisco Giants @ Houston Astros
Astrodome, Houston, TX

Sat May 22 1965, 8:05 PM EDT
Att. 43,367 - Unknown

AB	R	H	RBI	BB	SO	LOB
5	1	1	0	0	1	5
3	0	0	0	1	0	1
4	0	1	0	0	0	2
4	0	2	1	0	0	1
4	0	2	0	0	1	1
4	1	2	0	0	0	3
2	0	0	0	2	1	1
2	0	0	0	0	0	1
1	0	1	1	0	0	0
0	0	0	0	0	0	0
2	0	1	0	0	0	2
1	1	1	1	0	0	0
0	0	0	0	0	0	0

1B:	9	SF:	0
2B:	1	SAC:	2
3B:	0	DP:	0
HR:	1	HBP:	0

WP:	0	PA:	37
PB:	0		
SB:	0		
CS:	0		

AB 32
R 3
H 11
RBI 3
BB 3
SO 3
LOB 17



PITCHER	IP	WLS	BF	H	R	ER	SO	BB	IBB	HBP	BLK	WP	HR	S	P	ERA	WHIP
---------	----	-----	----	---	---	----	----	----	-----	-----	-----	----	----	---	---	-----	------

Batter	1	2	3	4	5	6	7	8	9	AB R H RBI BB SO LOB	TOP
Jim Davenport, R (1, 6) <small>OBP: 0.338, SLG: 0.403</small> Dick Schofield, S (5, 6) <small>OBP: 0.328, SLG: 0.297</small>	0-0 1B	0-0 4-3		0-0 1B		0-0 G1-6-3 1B		0-0 SH1-3 2B	3 1 2 2 0 0 1 2 0 2 0 0 0 0	San Francisco Giants @ Houston Astros Astrodome, Houston, TX Sun May 23 1965, 4:33 AM EDT Att: 31,493 - Unknown livebaseballscorecards.com	
Matty Alou, L (1, 7) <small>OBP: 0.278, SLG: 0.350</small>	0-0 F8 F8		0-0 F8 2B	0-0 F2 F2		0-0 G1-6-3 1-2f		0-0 SH1-3 2-3	4 0 1 0 0 0 3		
Willie McCovey, L (1, 3) <small>OBP: 0.420, SLG: 0.598</small>	0-0 F9 F9		4-0 BB	1-0 HBP		0-0 F7 F7		0-3 K	3 0 0 0 1 1 2		
Willie Mays, R (1, 8) <small>OBP: 0.441, SLG: 0.821</small> Ken Henderson, S (7, 8)	0-0 1-3 IHR 1B		0-0 F8 2-3	0-3 K		0-0 F9		0-0 G3	4 1 1 0 0 1 4 1 0 0 0 0 0 1		
Jim Ray Hart, R (1, 5) <small>OBP: 0.312, SLG: 0.481</small>	0-0 1-H 3-H IHR		0-0 F2		0-0 SH1-3 1B		0-3 K		4 1 2 3 0 1 2		
Jesus Alou, R (1, 9) <small>OBP: 0.337, SLG: 0.469</small>	0-0 6-3 6-3		0-3 K		0-0 SH1-3 1-2		0-0 4-3		3 0 0 0 0 1 2		
Tom Haller, L (1, 2) <small>OBP: 0.337, SLG: 0.337</small>		0-0 1B		0-0 4-3	0-0 4-3		0-0 3-1		4 0 1 0 0 0 1		
Hal Lanier, R (1, 4) <small>OBP: 0.259, SLG: 0.288</small>		0-0 F9		0-0 1B 2B	0-0 F9		0-0 FC6-4 1B		4 1 2 0 0 0 2		
Gaylord Perry, R (1, 1) <small>OBP: 0.192, SLG: 0.160</small> Bill Henry, L (8, 1)		0-3 K		0-0 1B 1B	0-3 K		0-0 FC6-4 1-2f		4 1 1 0 0 2 2 0 0 0 0 0 0 0		
Inning Stats	R: 3 H: 3 E: 0 LOB: 0 K: 0 BB: 0 S: 6 P: 6	R: 0 H: 1 E: 0 LOB: 1 K: 1 BB: 0 S: 6 P: 6	R: 0 H: 1 E: 0 LOB: 2 K: 1 BB: 1 S: 6 P: 10	R: 2 H: 3 E: 0 LOB: 2 K: 1 BB: 0 S: 8 P: 9	R: 0 H: 1 E: 0 LOB: 1 K: 0 BB: 0 S: 4 P: 4	R: 0 H: 1 E: 0 LOB: 0 K: 1 BB: 0 S: 5 P: 5	R: 0 H: 0 E: 0 LOB: 0 K: 1 BB: 0 S: 5 P: 5	R: 0 H: 1 E: 0 LOB: 1 K: 0 BB: 0 S: 4 P: 4	R: 0 H: 1 E: 0 LOB: 1 K: 1 BB: 0 S: 6 P: 6	1B: 8 SF: 0 2B: 3 SAC: 2 3B: 0 DP: 1 HR: 1 HBP: 1	WP: 0 PA: 40 PB: 0 SB: 0 CS: 0
PITCHER Ken Johnson, R (1, 1) <small>ERA: 4.18</small> Claude Raymond, R (4, 1) <small>ERA: 3.27</small> Jim Owens, R (8, 1) <small>ERA: 2.63</small>	IP WLS BF H R ER SO BB IBB HBP BLK WP HR S P ERA WHIP 3.1 L 19 8 5 5 2 1 0 0 0 0 0 0 22 26 13.50 2.700 3.2 13 2 0 0 3 0 0 1 0 0 0 0 18 19 0.00 0.545 2.0 8 2 0 0 0 1 0 0 0 0 0 0 10 10 0.00 1.000	PITCHER IP WLS BF H R ER SO BB IBB HBP BLK WP HR S P ERA WHIP									

AB	36
R	5
H	12
RBI	5
BB	1
SO	6
LOB	20



Batter	1	2	3	4	5	6	7	8	9	AB R H RBI BB SO LOB
Al Spangler, L (1, 7) OBP: 0.301, SLG: 0.241	0-0 G3		0-3 K		0-3 K			0-0 2B 1B		4 1 1 0 0 2 3
Joe Morgan, L (1, 4) OBP: 0.335, SLG: 0.364	0-0 F8		0-0 G3		4-0 BB			0-0 1B 2B		3 1 1 0 1 0 2
Jimmy Wynn, R (1, 8) OBP: 0.377, SLG: 0.453	0-0 F6		0-0 F8		0-0 F6			0-0 5-3		4 0 0 0 0 0 6
Walt Bond, L (1, 3) OBP: 0.305, SLG: 0.338		0-0 5-3		0-0 F2		0-0 1-3		0-0 G6-3 1B		4 0 1 2 0 0 0
Bob Aspromonte, R (1, 5) OBP: 0.359, SLG: 0.424		0-0 2B		0-0 G1 1B		0-0 F8		0-0 G6-3		1 0 1 0 0 0 0
Nellie Fox, L (3, 5) OBP: 0.500, SLG: 0.750								0-0 1-2f		3 0 1 0 0 0 1
Rusty Staub, L (1, 9) OBP: 0.306, SLG: 0.362		0-0 F6		0-0 G1		0-0 1-3		0-0 F6		4 0 0 0 0 0 2
John Bateman, R (1, 2) OBP: 0.291, SLG: 0.495		0-0 F7		0-0 6-3			0-3 K2-3	0-0 6-3		4 0 0 0 0 1 2
Bob Lillis, R (1, 6) OBP: 0.286, SLG: 0.265			0-0 G3 1B		4-0 BB		0-0 1-3	0-0 1B		3 0 2 0 1 0 0
Ken Johnson, R (1, 1) OBP: 0.111, SLG: 0.167			0-0 G3 1B		0-3 K		0-0 6-3	0-3 K		1 0 1 0 0 0 0
Claude Raymond, R (4, 1) OBP: 0.250, SLG: 0.250										1 0 0 0 0 1 1
Ron Brand, R (7, PH) OBP: 0.226, SLG: 0.224										1 0 0 0 0 0 0
Jim Owens, R (8, 1)										0 0 0 0 0 0 0
Joe Gaines, R (9, PH) OBP: 0.327, SLG: 0.523										1 0 0 0 0 1 1

Inning Stats	R: 0 E: 0 K: 0 S: 3	H: 0 LOB: 0 BB: 0 P: 3	R: 0 E: 0 K: 0 S: 4	H: 1 LOB: 1 BB: 0 P: 4	R: 0 E: 0 K: 1 S: 7	H: 2 LOB: 2 BB: 0 P: 7	R: 0 E: 0 K: 0 S: 4	H: 1 LOB: 1 BB: 0 P: 4	R: 0 E: 0 K: 2 S: 7	H: 0 LOB: 2 BB: 2 P: 15	R: 0 E: 0 K: 1 S: 5	H: 0 LOB: 0 BB: 0 P: 5	R: 2 E: 0 K: 0 S: 5	H: 3 LOB: 0 BB: 0 P: 5	R: 0 E: 0 K: 1 S: 6	H: 1 LOB: 1 BB: 0 P: 6	1B: 6 2B: 2 3B: 0 HR: 0	SF: 0 SAC: 0 DP: 1 HBP: 0	WP: 0 PB: 0 SB: 0 CS: 0	PA: 36
--------------	------------------------------	---------------------------------	------------------------------	---------------------------------	------------------------------	---------------------------------	------------------------------	---------------------------------	------------------------------	----------------------------------	------------------------------	---------------------------------	------------------------------	---------------------------------	------------------------------	---------------------------------	----------------------------------	------------------------------------	----------------------------------	--------

PITCHER	IP	WLS	BF	H	R	ER	SO	BB	IBB	HBP	BLK	WP	HR	S	P	ERA	WHIP
Gaylord Perry, R (1, 1) ERA: 4.1	7.1	W	31	7	2	2	4	2	0	0	0	0	0	37	45	2.46	1.227
Bill Henry, L (8, 1) ERA: 2.25	1.2	S	5	1	0	0	1	0	0	0	0	0	0	7	7	0.00	0.600

BOTTOM

San Francisco Giants @ Houston Astros
Astrodome, Houston, TX
Sun May 23 1965, 4:33 AM EDT
Att. 31,493 - Unknown

livebaseballscorecards.com

AB	34
R	2
H	8
RBI	2
BB	2
SO	5
LOB	18



Batter	1	2	3	4	5	6	7	8	9	AB R H RBI BB SO LOB	TOP	
Felipe Alou, R (1, 3) OBP: 0.333, SLG: 0.409	0-0 E SF8 1B		4-0 HR BB		0-3 K			0-0 F2		3 2 1 0 1 1 0		
Eddie Mathews, L (1, 5) OBP: 0.375, SLG: 0.553	0-0 E4 G6-4-3		0-0 HR			4-0 WP BB		0-0 4-3		3 1 1 3 1 0 1		
Hank Aaron, R (1, 9) OBP: 0.357, SLG: 0.533	0-0 SF8		0-0 6-3			0-3 K		0-0 F7		3 0 0 1 0 1 1		
Rico Carty, R (1, 7) OBP: 0.341, SLG: 0.450 Sandy Alomar Sr., S (9, PR) OBP: 0.224, SLG: 0.208 Ty Cline, L (9, 8) OBP: 0.278, SLG: 0.222	0-0 G6-4-3 1-2f		0-3 K			0-3 K		0-0 S 1B		4 0 1 0 0 2 2 0 0 0 0 0 0 0 0 0 0 0 0 0 0		
Gene Oliver, R (1, 2) OBP: 0.254, SLG: 0.338		0-0 5-3		0-0 F6		0-0 F4		0-3 K		4 0 0 0 0 1 2		
Mack Jones, L (1, 8) OBP: 0.315, SLG: 0.375		0-0 3-1		0-0 G3		0-3 K		4-0 IBB		3 0 0 0 1 1 0		
Frank Bolling, R (1, 4) OBP: 0.362, SLG: 0.414		0-0 5-3		0-0 F7		0-0 F8		0-0 5-3		4 0 0 0 0 0 2		
Woody Woodward, R (1, 6)			0-0 F4		0-0 5-3		0-0 F9			3 0 0 0 0 0 0		
Hank Fischer, R (1, 1) OBP: 0.333, SLG: 0.333 Billy O'Dell, S (9, 1) OBP: 0.286, SLG: 0.286 Clay Carroll, R (9, 1)			0-0 HR BB 1B		0-0 4-3		0-0 4-3			3 1 1 0 0 0 0 0 0 0 0 0 0 0 0 0 0 0 0 0 0		
Inning Stats	R: 1 H: 1 E: 1 LOB: 0 K: 0 BB: 0 S: 4 P: 4	R: 0 H: 0 E: 0 LOB: 0 K: 0 BB: 0 S: 3 P: 3	R: 3 H: 2 E: 0 LOB: 0 K: 1 BB: 1 S: 7 P: 11	R: 0 H: 0 E: 0 LOB: 0 K: 0 BB: 0 S: 3 P: 3	R: 0 H: 0 E: 0 LOB: 0 K: 1 BB: 0 S: 5 P: 5	R: 0 H: 0 E: 0 LOB: 1 K: 2 BB: 1 S: 7 P: 11	R: 0 H: 0 E: 0 LOB: 0 K: 1 BB: 0 S: 5 P: 5	R: 0 H: 0 E: 0 LOB: 0 K: 0 BB: 0 S: 3 P: 3	R: 0 H: 1 E: 0 LOB: 2 K: 1 BB: 1 S: 6 P: 10	1B: 3 SF: 1 2B: 0 SAC: 0 3B: 0 DP: 1 HR: 1 HBP: 0	WP: 1 PA: 34 PB: 0 SB: 1 CS: 0	
PITCHER	IP WLS BF H R ER SO BB IBB HBP BLK WP HR S P ERA WHIP											
Bob Shaw, R (1, 1) ERA: 1.98	7.0 L 26 3 4 3 5 2 0 0 0 1 1 34 42 3.86 0.714											
Bobby Bolin, R (8, 1) ERA: 2.4	2.0 8 1 0 0 1 0 1 0 0 0 0 9 13 0.00 0.500											

Milwaukee Braves @ San Francisco Giants
 Candlestick Park, San Francisco, CA
 Mon May 24 1965, 6:33 AM EDT
 Att. 6,643 - Unknown

AB	30
R	4
H	4
RBI	4
BB	3
SO	6
LOB	8



livebaseballscorecards.com

Batter	1	2	3	4	5	6	7	8	9	AB	R	H	RBI	BB	SO	LOB
Dick Schofield, S OBP: 0.331, SLG: 0.296 (1, 6)	0-0 1B FC4-6 1B		0-3 K		H 1-0 HBP		X 0-0 4-3		X 0-0 4-3	4	1	1	0	0	1	2
Matty Alou, L OBP: 0.285, SLG: 0.350 (1, 8)	0-0 FC4-6 1-3 1B			BB 4-0 BB FC6-4 1B		X 0-0 K		X 0-0 F7		3	1	1	0	1	1	1
Willie McCovey, L OBP: 0.415, SLG: 0.587 (1, 3)	0-0 FC4-6 G6-4-3 1-2f 3-H			X 0-0 FC6-4 1-2 SF8 1B		X 0-0 F9		X 0-0 4-3		4	1	1	1	0	0	2
Jim Ray Hart, R OBP: 0.310, SLG: 0.471 (1, 5)	0-0 G6-4-3 1-2f			BB 4-0 1-2 2-3 BB FC6-4 1B		X 0-0 F8		X 0-0 F6		3	0	0	0	1	0	1
Jesus Alou, R OBP: 0.335, SLG: 0.464 (1, 9)		X 0-0 CS 1B		X 0-0 FC6-4 SF8 1-2f 2-3 3-H BB		X 0-0 6-3		X 0-0 K		4	0	1	1	0	1	2
Tom Haller, L OBP: 0.352, SLG: 0.340 Ken Henderson, S (9, PR)		X 0-0 G3 1-2		BB 4-0 1-2 BB		X 0-0 1B 1B		BB 4-0 SH3-4 BB		2	0	1	0	2	0	1
Harvey Kuenn, R OBP: 0.348, SLG: 0.222 (1, 7)		X 0-0 5-3		X 0-0 SF8 2-3 3-H		X 0-0 1B		X 0-0 SH3-4 1-2		2	0	1	1	0	0	0
Hal Lanier, R OBP: 0.255, SLG: 0.284 Ed Bailey, L OBP: 0.235, SLG: 0.111 Jim Davenport, R OBP: 0.333, SLG: 0.397 (1, 4) (6, PH) (7, 4)			X 0-0 F4		X 0-0 F8		X 0-0 F2		X 0-0 L8		2	0	0	0	0	2
Bob Shaw, R OBP: 0.111, SLG: 0.111 Cap Peterson, R OBP: 0.273, SLG: 0.455 Bobby Bolin, R OBP: 0.250, SLG: 0.250 Willie Mays, R OBP: 0.444, SLG: 0.821 (1, 1) (7, PH) (8, 1) (9, PH)			X 0-0 6-3		X 0-0 5-3		X 0-0 6-3		X 4-0 IBB		2	0	0	0	0	0

Inning Stats	R: 1	H: 2	E: 0	K: 0	S: 4	LOB: 0	BB: 0	P: 4	R: 0	H: 1	E: 0	K: 0	S: 3	LOB: 0	BB: 0	P: 3	R: 0	H: 0	E: 0	K: 1	S: 5	LOB: 0	BB: 0	P: 5	R: 2	H: 1	E: 0	K: 0	S: 4	LOB: 2	BB: 3	P: 16	R: 0	H: 0	E: 0	K: 1	S: 5	LOB: 1	BB: 0	P: 6	R: 0	H: 2	E: 0	K: 0	S: 5	LOB: 2	BB: 0	P: 5	R: 0	H: 0	E: 0	K: 0	S: 3	LOB: 0	BB: 0	P: 3	R: 0	H: 0	E: 0	K: 1	S: 5	LOB: 0	BB: 0	P: 5	R: 0	H: 0	E: 0	K: 0	S: 3	LOB: 2	BB: 2	P: 11	1B: 6	SF: 1	2B: 0	SAC: 1	3B: 0	DP: 1	HR: 0	HBP: 1	WP: 0	PA: 37
--------------	------	------	------	------	------	--------	-------	------	------	------	------	------	------	--------	-------	------	------	------	------	------	------	--------	-------	------	------	------	------	------	------	--------	-------	-------	------	------	------	------	------	--------	-------	------	------	------	------	------	------	--------	-------	------	------	------	------	------	------	--------	-------	------	------	------	------	------	------	--------	-------	------	------	------	------	------	------	--------	-------	-------	-------	-------	-------	--------	-------	-------	-------	--------	-------	--------

PITCHER	IP	WLS	BF	H	R	ER	SO	BB	IBB	HBP	BLK	WP	HR	S	P	ERA	WHIP
Hank Fischer, R ERA: 6.28 (1, 1)	8.0	W	33	6	3	3	3	4	0	1	0	0	0	34	51	3.38	1.250
Billy O'Dell, L ERA: 2.67 (9, 1)	0.1		1	0	0	0	0	0	0	0	0	0	0	1	1	0.00	0.000
Clay Carroll, R ERA: 3.44 (9, 1)	0.2	S	3	0	0	0	0	0	1	0	0	0	0	2	6	0.00	0.000

BOTTOM

Milwaukee Braves @ San Francisco Giants
Candlestick Park, San Francisco, CA
Mon May 24 1965, 6:33 AM EDT
Att. 6,643 - Unknown

livebaseballscores.com

AB	29
R	3
H	6
RBI	3
BB	5
SO	3
LOB	15



Batter	1	2	3	4	5	6	7	8	9	AB R H RBI BB SO LOB	TOP											
Felipe Alou, R OBP: 0.347, SLG: 0.424 (1, 7) (6, 3)	0-0 6-3	0-0 1-3 1B		0-0 G3	4-0 1B IBB	0-0 4-3 WP 2B		0-0 3B 1B		5 2 3 2 1 0 0												
Eddie Mathews, L OBP: 0.369, SLG: 0.563 Miguel de la Hoz, R OBP: 0.241, SLG: 0.231 (1, 5) (6, 5)	0-0 HR	0-3 K		0-3 K	0-3 K	0-0 4-3		0-0 3B		5 1 1 2 0 3 6 1 0 1 1 0 0 0												
Hank Aaron, R OBP: 0.375, SLG: 0.537 Ty Cline, L OBP: 0.275, SLG: 0.219 (1, 9) (6, 9)	0-0 F8		4-0 F8 1B WP BB	0-0 BB 1B	0-0 1-3 2-H 3-H 1B	4-0 3-H BB		0-0 L4-3		3 1 2 2 2 0 0 1 0 0 0 0 0 1												
Joe Torre, R OBP: 0.427, SLG: 0.645 (1, 2)	0-0 HR 1B		0-0 F8 1-3	4-0 FC4-6 BB	0-3 K	0-0 F3			0-0 F5	5 1 1 0 1 1 4												
Mack Jones, L OBP: 0.337, SLG: 0.459 (1, 8)	0-0 1-H HR		0-0 6-3 1B 1B	0-0 FC4-6 1-2f		0-0 HR		0-0 FC1-6 BB	4-0 FC1-6 BB	5 3 3 4 1 0 2 4 2 2 0 0 1 1 2 0 1 0 0 0 1												
Gene Oliver, R OBP: 0.268, SLG: 0.362 Gary Kolb, L OBP: 0.182, SLG: 0.182 (1, 3) (6, 7)	0-3 K		0-0 6-3		0-0 1B 2B	0-0 2B 1B		0-0 FC1-6 1-2f	0-0 FC1-6 BB	4 2 2 0 0 1 1 2 0 1 0 0 0 1												
Frank Bolling, R OBP: 0.370, SLG: 0.424 (1, 4)		0-0 6-3	4-0 1B BB		0-0 SH5-4 1B 1B	0-0 1-3 2B 2B		0-0 G6-4-3 1B	0-3 K	5 2 2 0 1 1 2												
Woody Woodward, R OBP: 0.500, SLG: 0.429 (1, 6)		0-0 1B 1B	0-0 1-2 2-H 1B		0-0 SH5-4 1B 1B	4-0 2B 4-3 IBB		0-0 F3		4 2 3 2 1 0 0												
Wade Blasingame, L OBP: 0.238, SLG: 0.238 (1, 1)		0-3 K	0-3 K		0-0 SH5-4 1-2 2-3	0-3 K		0-0 4-3		4 0 0 0 0 3 6												
Inning Stats	R: 3 E: 0 K: 1 S: 8	H: 3 LOB: 0 BB: 0 P: 8	R: 0 E: 0 K: 2 S: 9	H: 2 LOB: 2 BB: 0 P: 9	R: 2 E: 0 K: 1 S: 7	H: 2 LOB: 2 BB: 2 P: 15	R: 0 E: 0 K: 1 S: 6	H: 1 LOB: 2 BB: 1 P: 10	R: 3 E: 0 K: 2 S: 11	H: 4 LOB: 2 BB: 1 P: 15	R: 5 E: 0 K: 1 S: 9	H: 4 LOB: 1 BB: 2 P: 17	R: 0 E: 0 K: 0 S: 3	H: 1 LOB: 0 BB: 0 P: 3	R: 1 E: 0 K: 0 S: 5	H: 2 LOB: 1 BB: 0 P: 5	R: 0 E: 0 K: 1 S: 5	H: 0 LOB: 1 BB: 1 P: 9	1B: 12 2B: 3 3B: 1 HR: 3	SF: 0 SAC: 1 DP: 1 HBP: 0	WP: 2 PB: 0 SB: 0 CS: 0	PA: 52
PITCHER	IP WLS BF H R ER SO BB IBB HBP BLK WP HR S P ERA WHIP																					
Ron Herbel, R ERA: 3.55 (1, 1)	2.0 L 11 5 3 3 3 0 0 0 0 0 0 2 17 17 13.50 2.500																					
Bob Hendley, L ERA: 12.6 (3, 1)	3.0 20 7 5 5 4 3 1 0 0 1 0 24 40 15.00 3.333																					
Masanori Murakami, L ERA: 9.0 (6, 1)	3.0 17 7 6 6 1 1 1 0 0 1 1 17 25 18.00 2.667																					
Bobby Bolin, R ERA: 2.32 (9, 1)	1.0 4 0 0 0 0 1 1 0 0 0 0 0 5 9 0.00 1.000																					

Milwaukee Braves @ San Francisco Giants
Candlestick Park, San Francisco, CA
Tue May 25 1965, 10:05 PM EDT
Att. 9,784 - Unknown

AB	44
R	14
H	19
RBI	13
BB	7
SO	9
LOB	23



WP	2	PA	52
PB	0		
SB	0		
CS	0		

ERA	WHIP

Batter	1	2	3	4	5	6	7	8	9	AB R H RBI BB SO LOB	TOP									
Felipe Alou, R OBP: 0.349, SLG: 0.467 (1, 7) (6, 3)	0-0 5-3	0-0 1-H HR		0-0 1-2	0-0 6-3 HR		0-0 1-3			5 2 2 3 0 0 1										
Eddie Mathews, L OBP: 0.370, SLG: 0.556 (1, 5)	0-0 HR 1B	0-3 K		0-3 K	0-0 BB 1B			0-0 F5		5 1 2 0 0 2 1										
Hank Aaron, R OBP: 0.384, SLG: 0.536 (1, 9)	0-3 K		0-0 5-3	0-0 2-3 HR 1B	4-0 1-2 BB			0-0 E S 1B		4 1 2 0 1 1 1										
Joe Torre, R OBP: 0.426, SLG: 0.687 (1, 2)	0-0 1-H HR		0-3 K	0-0 1-H 3-H HR	0-3 K			0-3 1-3 K		5 2 2 5 0 3 3										
Mack Jones, L OBP: 0.340, SLG: 0.472 (1, 8) (6, 7)	0-3 K		0-0 1B 3B	H 1-0 HBP HBP		0-0 1-3		0-0 5-3		4 1 1 0 0 1 1										
Gene Oliver, R OBP: 0.293, SLG: 0.375 (1, 3)		0-0 1B FC4-6 1B	0-0 1B	H 1-0 1-2 HBP		0-0 F2		0-3 K		3 1 2 1 0 0 0 1 0 0 0 0 1 0										
Ty Cline, L OBP: 0.272, SLG: 0.216 (6, 8)			3-H 1B																	
Frank Bolling, R OBP: 0.362, SLG: 0.412 (1, 4)		0-0 F5	0-0 1-2 1B	0-0 4-3		0-0 6-3		0-0 5-3		5 0 1 0 0 0 3										
Woody Woodward, R OBP: 0.385, SLG: 0.333 (1, 6)		0-0 1-3 FC4-6 1B	0-0 F5		0-0 5-3		0-3 K		0-3 K	5 0 1 0 0 2 2										
Tony Cloninger, R OBP: 0.040, SLG: 0.040 (1, 1)		0-0 1-2 3-H FC4-6 HR		0-0 1B 6-3 HR 1B		0-0 6-3		0-3 K		4 2 1 1 0 1 1										
Inning Stats	R: 2 E: 0 K: 2 S: 9	H: 2 LOB: 0 BB: 0 P: 9	R: 3 E: 0 K: 1 S: 8	H: 3 LOB: 0 BB: 0 P: 8	R: 1 E: 0 K: 1 S: 8	H: 3 LOB: 2 BB: 0 P: 10	R: 3 E: 0 K: 1 S: 8	H: 3 LOB: 2 BB: 0 P: 11	R: 0 E: 0 K: 0 S: 3	H: 0 LOB: 0 BB: 0 P: 3	R: 0 E: 0 K: 2 S: 7	H: 0 LOB: 0 BB: 0 P: 7	R: 0 E: 0 K: 1 S: 6	H: 1 LOB: 1 BB: 0 P: 6	R: 0 E: 0 K: 2 S: 7	H: 0 LOB: 0 BB: 0 P: 7	1B: 9 2B: 0 3B: 1 HR: 4	SF: 0 SAC: 0 DP: 0 HBP: 2	WP: 0 PB: 0 SB: 1 CS: 0	PA: 44
PITCHER	IP WLS BF H R ER SO BB IBB HBP BLK WP HR S P ERA WHIP																			
Juan Marichal, R ERA: 2.33 (1, 1)	3.2 L 24 11 9 9 5 0 0 2 0 0 3 32 34 22.09 3.000																			
Jack Sanford, R ERA: 3.9 (4, 1)	2.1 10 2 1 1 1 1 0 0 0 0 1 11 15 3.86 1.286																			
Ron Herbel, R ERA: 3.33 (7, 1)	3.0 10 1 0 0 5 0 0 0 0 0 0 20 20 0.00 0.333																			

Milwaukee Braves @ San Francisco Giants
 Candlestick Park, San Francisco, CA
 Wed May 26 1965, 6:33 AM EDT
 Att. 6,538 - Unknown

AB	41
R	10
H	14
RBI	10
BB	1
SO	11
LOB	13



WP: 0	PA: 44
PB: 0	
SB: 1	
CS: 0	

ERA	WHIP

livebaseballscorecards.com

BOTTOM

Milwaukee Braves @ San Francisco Giants
Candlestick Park, San Francisco, CA

AB	35
R	4
H	8
RBI	3
BB	5
SO	6
LOB	18



WP	0	PA	40
PB	0		
SB	0		
CS	0		

ERA	1.00	WHIP	1.444
-----	------	------	-------

Wed May 26 1965, 6:33 AM EDT
Att. 6,538 - Unknown

AB R H RBI BB SO LOB

4	1	1	1	1	0	1
5	0	1	0	0	1	2
4	0	2	0	1	1	1
4	0	1	0	1	1	3
4	1	1	0	0	1	6
4	1	1	1	0	1	1
3	0	0	0	1	0	1
4	1	1	1	0	0	2
1	0	0	0	0	1	1
1	0	0	0	0	0	0
1	0	0	0	0	0	0
0	0	0	0	1	0	0
0	0	0	0	0	0	0

1B: 6 SF: 0
2B: 1 SAC: 0
3B: 1 DP: 2
HR: 0 HBP: 0

IP	9.0	WLS	W	BF	40	H	8	R	4	ER	1	SO	6	BB	5	IBB	0	HBP	0	BLK	0	WP	0	HR	0	S	47	P	67	ERA	1.00	WHIP	1.444
----	-----	-----	---	----	----	---	---	---	---	----	---	----	---	----	---	-----	---	-----	---	-----	---	----	---	----	---	---	----	---	----	-----	------	------	-------

Batter	1	2	3	4	5	6	7	8	9
Dick Schofield, S OBP: 0.331, SLG: 0.301 (1, 6)	F4	1B E		G3-6-3 BB			F5		FC4-6 1B
Matty Alou, L OBP: 0.279, SLG: 0.341 (1, 7)	G3	E 1B		G3-6-3 1-2f			4-3		K
Willie McCovey, L OBP: 0.413, SLG: 0.571 (1, 3)	1B BB	E8 BB					K		1B
Willie Mays, R OBP: 0.441, SLG: 0.795 (1, 8)	FC6-4 1B	1-2 BB					F2	K	F2
Jim Ray Hart, R OBP: 0.307, SLG: 0.466 (1, 5)	FC6-4 1-2f	K					FC4-6 1-2f	1B 2B	
Jesus Alou, R OBP: 0.326, SLG: 0.448 (1, 9)		E8 4-3 3B	K				5-3	1B	
Tom Haller, L OBP: 0.351, SLG: 0.333 (1, 2)		4-3	F9				4-3	BB 1B	
Hal Lanier, R OBP: 0.259, SLG: 0.295 (1, 4)		1B 3B	6-3				6-3	G6-4-3 BB	
Juan Marichal, R OBP: 0.228, SLG: 0.207 (4, 1) Jack Sanford, R OBP: 0.200, SLG: 0.111 (6, PH) Ken Henderson, S (7, 1) Ron Herbel, R OBP: 0.083, SLG: 0.083 (9, PH) Ed Bailey, L OBP: 0.250, SLG: 0.107 (9, PR) Bob Schroder, L		K	6-3				F4		FC4-6 BB

R: 0 H: 1 E: 0 LOB: 2 K: 0 BB: 1 S: 4 P: 8	R: 3 H: 3 E: 2 LOB: 3 K: 2 BB: 1 S: 12 P: 16	R: 0 H: 0 E: 0 LOB: 0 K: 1 BB: 0 S: 5 P: 5	R: 0 H: 0 E: 0 LOB: 0 K: 0 BB: 1 S: 2 P: 6	R: 0 H: 1 E: 0 LOB: 1 K: 0 BB: 0 S: 4 P: 4	R: 0 H: 0 E: 0 LOB: 0 K: 0 BB: 0 S: 3 P: 3	R: 0 H: 0 E: 0 LOB: 0 K: 1 BB: 0 S: 5 P: 5	R: 1 H: 2 E: 0 LOB: 1 K: 1 BB: 1 S: 6 P: 10	R: 0 H: 1 E: 0 LOB: 2 K: 1 BB: 1 S: 6 P: 10
---	---	---	---	---	---	---	--	--

PITCHER Tony Cloninger, R ERA: 3.36 (1, 1)	IP	WLS	BF	H	R	ER	SO	BB	IBB	HBP	BLK	WP	HR	S	P	ERA	WHIP
---	----	-----	----	---	---	----	----	----	-----	-----	-----	----	----	---	---	-----	------

Batter	1	2	3	4	5	6	7	8	9	AB R H RBI BB SO LOB	TOP																								
Pete Rose, S (1, 4) OBP: 0.392, SLG: 0.430	0-0 6-3		0-0 F7		4-0 1B BB		0-3 K			3 0 0 0 1 1 1																									
Tommy Harper, R (1, 7) OBP: 0.405, SLG: 0.450	0-0 6-3		0-3 K		0-0 1B			0-3 K		4 0 1 1 0 2 1																									
Vada Pinson, L (1, 8) OBP: 0.385, SLG: 0.569	0-0 3-1		0-0 F7		0-0 F8			0-0 1B G6-4-3		4 0 1 0 0 0 3																									
Frank Robinson, R (1, 9) OBP: 0.392, SLG: 0.508		4-0 FC4-6 WP BB		0-0 5-3		0-3 K		0-0 G6-4-3 1-2f		3 1 0 0 1 1 1																									
Gordy Coleman, L (1, 3) OBP: 0.404, SLG: 0.552 Jim O'Toole, S (5, 1) Roger Craig, R (5, 1) Art Shamsky, L (9, PH) OBP: 0.345, SLG: 0.385		0-0 FC FC4-6		0-0 F8		0-3 K		0-0 4-3		2 0 0 0 0 0 1 0 0 0 0 0 0 0 1 0 0 0 0 0 1 0 1 0 0 0 0 0 0																									
Johnny Edwards, L (1, 2) OBP: 0.315, SLG: 0.475		0-0 FC4-6 WP 1-2f 2-3		0-0 1-3		0-0 1B		0-0 E6		4 0 1 0 0 0 2																									
Leo Cardenas, R (1, 6) OBP: 0.319, SLG: 0.340		0-0 6-3 1-2 3-H			0-3 K	0-0 F9		0-0 F3		4 0 0 0 0 1 3																									
Giraldo Ruiz, S (1, 5) OBP: 0.083, SLG: 0.083		0-0 4-3			0-0 G3		0-0 F3		0-0 F9	4 0 0 0 0 0 2																									
Joe Nuxhall, L (1, 1) OBP: 0.250, SLG: 0.143 Joey Jay, S (4, 1) Marty Keough, L (5, PH) OBP: 0.444, SLG: 0.167			0-0 E3 PB		4-0 1B BB		0-0 1-3			1 0 0 0 0 0 0 0 0 0 0 0 0 0 1 1 0 0 1 0 0																									
Inning Stats	R: 0 E: 0 K: 0 S: 3 H: 0 LOB: 0 BB: 0 P: 3	R: 1 E: 0 K: 0 S: 4 H: 0 LOB: 1 BB: 1 P: 8	R: 0 E: 1 K: 1 S: 6 H: 0 LOB: 1 BB: 0 P: 6	R: 0 E: 0 K: 0 S: 3 H: 0 LOB: 0 BB: 0 P: 3	R: 1 E: 0 K: 1 S: 6 H: 1 LOB: 2 BB: 2 P: 14	R: 0 E: 0 K: 2 S: 8 H: 1 LOB: 1 BB: 0 P: 8	R: 0 E: 0 K: 1 S: 5 H: 0 LOB: 0 BB: 0 P: 5	R: 0 E: 0 K: 1 S: 5 H: 1 LOB: 0 BB: 0 P: 5	R: 0 E: 1 K: 0 S: 4 H: 0 LOB: 1 BB: 0 P: 4	1B: 3 2B: 0 3B: 0 HR: 0 SF: 0 SAC: 0 DP: 1 HBP: 0	WP: 1 PB: 1 SB: 0 CS: 0 PA: 35																								
PITCHER Gaylord Perry, R (1, 1) ERA: 3.84	IP 9.0	WLS W	BF 35	H 3	R 2	ER 2	SO 6	BB 3	IBB 0	HBP 0	BLK 0	WP 1	HR 0	S 44	P 56	ERA 2.00	WHIP 0.667	PITCHER	IP 9.0	WLS W	BF 35	H 3	R 2	ER 2	SO 6	BB 3	IBB 0	HBP 0	BLK 0	WP 1	HR 0	S 44	P 56	ERA 2.00	WHIP 0.667

Cincinnati Reds @ San Francisco Giants
Candlestick Park, San Francisco, CA
 Thu May 27 1965, 6:33 AM EDT
 Att. 7,588 - Unknown

AB	32
R	2
H	3
RBI	1
BB	3
SO	6
LOB	14



Batter	1	2	3	4	5	6	7	8	9	AB	R	H	RBI	BB	SO	LOB
Dick Schofield, S OBP: 0.340, SLG: 0.315	0-0 F3		4-0 1B BB	0-0 S 1B	0-0 4-3		0-0 G3 2B			4	1	2	3	1	0	2
Jesus Alou, R OBP: 0.333, SLG: 0.469	0-0 HR		0-0 1B 1-2	0-0 4-3		0-0 E G3 1B	0-0 G3			5	1	3	1	0	0	2
Willie McCovey, L OBP: 0.419, SLG: 0.569	0-3 K		0-0 1B 1-3 2-H		0-0 F9 1B HR	0-0 G3	4-0 FC6-4 BB			4	1	2	1	1	1	1
Willie Mays, R OBP: 0.440, SLG: 0.781	0-0 F9		0-0 F4		0-0 1B HR	4-0 E IBB	0-0 FC6-4			4	1	1	0	1	0	4
Jim Ray Hart, R OBP: 0.304, SLG: 0.457		0-0 F9		0-0 FC5-4 1B	0-0 F9	0-0 F4		0-0 5-3		5	0	1	0	0	0	4
Cap Peterson, R OBP: 0.353, SLG: 0.647		0-0 F9		0-0 FC5-4 1B 2B	0-0 HR	0-0 E6		0-0 1B 1B		5	2	2	3	0	0	3
Matty Alou, L OBP: 0.279, SLG: 0.341				1-2f	1-H 3-H	1-2 2-3				0	0	0	0	0	0	0
Hal Lanier, R OBP: 0.270, SLG: 0.306		0-0 5-3		0-0 2B 1B	0-0 S BB 1B	0-0 F7		0-0 1B		5	1	3	0	0	0	3
Tom Haller, L OBP: 0.361, SLG: 0.350			0-0 6-3	0-0 1B 2B	4-0 BB		0-0 FC1-6 1B	0-0 F7		4	1	2	1	1	0	2
Gaylord Perry, R OBP: 0.161, SLG: 0.133			0-3 K	0-0 1-3	0-0 F8		0-0 FC1-6 2B	0-0 1-3		5	1	0	0	0	1	7

Inning Stats	R: 1	H: 1	E: 0	K: 1	S: 6	LOB: 0	BB: 0	P: 6	R: 0	H: 0	E: 0	K: 0	S: 3	LOB: 0	BB: 0	P: 3	R: 1	H: 2	E: 0	K: 1	S: 7	LOB: 2	BB: 1	P: 11	R: 3	H: 4	E: 0	K: 0	S: 7	LOB: 1	BB: 0	P: 7	R: 3	H: 4	E: 0	K: 0	S: 7	LOB: 2	BB: 1	P: 11	R: 0	H: 1	E: 1	K: 0	S: 5	LOB: 3	BB: 1	P: 9	R: 1	H: 2	E: 0	K: 0	S: 5	LOB: 2	BB: 1	P: 9	R: 0	H: 2	E: 0	K: 0	S: 5	LOB: 2	BB: 0	P: 5
--------------	------	------	------	------	------	--------	-------	------	------	------	------	------	------	--------	-------	------	------	------	------	------	------	--------	-------	-------	------	------	------	------	------	--------	-------	------	------	------	------	------	------	--------	-------	-------	------	------	------	------	------	--------	-------	------	------	------	------	------	------	--------	-------	------	------	------	------	------	------	--------	-------	------

PITCHER	IP	WLS	BF	H	R	ER	SO	BB	IBB	HBP	BLK	WP	HR	S	P	ERA	WHIP
Joe Nuxhall, L ERA: 5.65	(1, 1)	3.1	17	6	5	5	2	1	0	0	0	0	1	20	24	13.50	2.100
Joey Jay, R ERA: 4.4	(4, 1)	0.2	3	1	0	0	0	0	0	0	0	0	0	3	3	0.00	1.500
Jim O'Toole, L ERA: 7.22	(5, 1)	0.1	6	4	3	3	0	1	0	0	0	0	1	5	9	81.00	15.000
Roger Craig, R ERA: 5.29	(5, 1)	3.2	19	5	1	1	0	1	1	0	0	0	0	17	25	2.46	1.636

BOTTOM

Cincinnati Reds @ San Francisco Giants
Candlestick Park, San Francisco, CA

Thu May 27 1965, 6:33 AM EDT
Att. 7,588 - Unknown

AB	41
R	9
H	16
RBI	9
BB	4
SO	2
LOB	28

livebaseballscorecards.com



WP: 0	PA: 45
PB: 0	
SB: 2	
CS: 0	

Batter	1	2	3	4	5	6	7	8	9	AB R H RBI BB SO LOB	TOP													
Pete Rose, S (1, 4) OBP: 0.397, SLG: 0.435	0-0 WP 2B WP 1B		0-0 1B BB FC5-2 1B	0-0 6-3			0-0 F5		0-0 1-2 HR 1B	5 2 3 0 0 0 0														
Tommy Harper, R (1, 7) OBP: 0.405, SLG: 0.465	0-0 F8		4-0 FC5-2 1B 1-2 BB		0-3 K		0-3 K		0-0 1-H 2-H HR	4 2 1 3 1 2 1														
Vada Pinson, L (1, 8) OBP: 0.386, SLG: 0.564	0-0 L4		0-0 FC5-2 E 1B 1-2 2-3		0-0 1B 1B		0-0 F9		0-0 G3	5 1 2 0 0 0 1														
Frank Robinson, R (1, 9) OBP: 0.389, SLG: 0.507	0-0 2-H 2B		0-0 FC5-2 E 1-2 2-3 3-H		0-0 F4		0-3 K			4 0 1 1 0 1 4														
Deron Johnson, R (1, 5) OBP: 0.340, SLG: 0.552	0-3 K		0-0 E5 1-3 2-H 3-H		0-0 FC6-4 1B 1-3		0-0 F2			4 0 1 1 0 1 2														
Tony Perez, R (1, 3) OBP: 0.304, SLG: 0.537		0-0 6-3	0-3 K		0-0 FC6-4 1-2f		0-3 K			4 0 0 0 0 2 4														
Johnny Edwards, L (1, 2) OBP: 0.322, SLG: 0.505		0-0 HR	0-0 F9			0-0 4-3			0-0 1B HR 1B	4 2 2 1 0 0 2														
Leo Cardenas, R (1, 6) OBP: 0.311, SLG: 0.331		0-3 K		0-0 5-3		0-3 K			0-0 F5	4 0 0 0 0 2 1														
John Tsitouris, R (1, 1) OBP: 0.095, SLG: 0.050		0-0 3-1		0-0 1-3		0-3 K			0-3 K	3 0 0 0 0 1 0														
Jim Duffalo, R (6, 1)										0 0 0 0 0 0 0														
Art Shamsky, L (9, PH) OBP: 0.333, SLG: 0.370										1 0 0 0 0 1 1														
Inning Stats	R: 1 E: 0 K: 1 S: 7	H: 2 LOB: 1 BB: 0 P: 7	R: 1 E: 0 K: 1 S: 6	H: 1 LOB: 0 BB: 0 P: 6	R: 2 E: 1 K: 1 S: 8	H: 2 LOB: 2 BB: 1 P: 12	R: 0 E: 0 K: 0 S: 3	H: 0 LOB: 0 BB: 0 P: 3	R: 0 E: 0 K: 1 S: 7	H: 2 LOB: 2 BB: 0 P: 7	R: 0 E: 0 K: 2 S: 7	H: 0 LOB: 0 BB: 0 P: 7	R: 0 E: 0 K: 1 S: 5	H: 0 LOB: 0 BB: 0 P: 5	R: 0 E: 0 K: 2 S: 7	H: 0 LOB: 0 BB: 0 P: 7	R: 3 E: 0 K: 1 S: 8	H: 3 LOB: 0 BB: 0 P: 8	1B: 7 2B: 1 3B: 0 HR: 2	SF: 0 SAC: 0 DP: 0 HBP: 0	WP: 2 PB: 0 SB: 0 CS: 0	PA: 39		
PITCHER Bob Shaw, R (1, 1) ERA: 2.78	IP: 9.0 WLS: W BF: 39 H: 10 R: 7 ER: 6 SO: 10 BB: 1 IBB: 0 HBP: 0 BLK: 0 WP: 2 HR: 2 S: 58 P: 62 ERA: 6.00 WHIP: 1.222																							

Cincinnati Reds @ San Francisco Giants
 Candlestick Park, San Francisco, CA
 Fri May 28 1965, 10:05 PM EDT
 Att: 17,219 - Unknown

AB	38
R	7
H	10
RBI	6
BB	1
SO	10
LOB	16



BOTTOM

Cincinnati Reds @ San Francisco Giants
 Candlestick Park, San Francisco, CA
 Fri May 28 1965, 10:05 PM EDT
 Att. 17,219 - Unknown

livebaseballscorecards.com

AB	35
R	12
H	11
RBI	10
BB	9
SO	4
LOB	20



WP: 0	PA: 46
PB: 0	SB: 0
CS: 0	

AB	R	H	RBI	BB	SO	LOB						
4	2	1	1	2	1	1						
4	1	1	0	1	0	3						
4	1	3	2	1	0	0						
4	0	0	1	0	3	6						
0	1	0	0	1	0	0						
4	2	2	1	0	0	2						
0	0	0	0	0	0	0						
3	1	1	0	1	0	0						
0	1	0	1	0	0	0						
2	1	1	1	3	0	2						
5	1	1	2	0	0	4						
5	1	1	1	0	0	2						
1B: 9	SF: 1	WP: 0	PA: 46	2B: 0	SAC: 0	PB: 0	SB: 0	3B: 0	DP: 0	CS: 0	HR: 2	HBP: 1

Batter	1	2	3	4	5	6	7	8	9
Dick Schofield, S OBP: 0.346, SLG: 0.336 (1, 6)	0-0 HR		0-0 F9	4-0 BB FC6-2 1-2 2-3 BB		1-0 BB		0-3 K	
Jesus Alou, R OBP: 0.335, SLG: 0.464 (1, 9)	0-0 6-3		4-0 1B BB	0-0 FC6-2 BB 1-2 2-3 3-H		0-0 1B FC5-4 1B	0-0 1-3		
Willie McCovey, L OBP: 0.430, SLG: 0.574 (1, 3)	0-0 F5		0-0 1B	4-0 BB 1-2 2-3 3-H		0-0 1B FC5-4 1B 1-3 3-H	0-0 HBP BB SF8 1B		
Willie Mays, R OBP: 0.430, SLG: 0.761 Matty Alou, L OBP: 0.265, SLG: 0.341 (1, 8) (6, PR) (7, 7)	0-3 K		0-3 K	0-3 K		0-0 BB FC5-4 1B 1-2 3-H	4-0 HBP BB 1-2		
Jim Ray Hart, R OBP: 0.313, SLG: 0.477 Jim Davenport, R OBP: 0.329, SLG: 0.392 (1, 5) (7, PR) (8, 5)		0-0 HR	0-0 F9		0-0 F7	0-0 BB 1B 1-2	1-0 HBP 2-3		
Cap Peterson, R OBP: 0.381, SLG: 0.600 Ken Henderson, S (1, 7) (6, PR) (7, 8)		0-0 F8		0-0 FC6-4 1B 1B	0-0 F9	4-0 BB 1B 1-2 2-3	0-0 SF8		
Tom Haller, L OBP: 0.379, SLG: 0.352 (1, 2)		4-0 BB		0-0 FC6-4 1B 1-2	4-0 BB	4-0 1B E 1-2 2-3 3-H	0-0 F9		
Hal Lanier, R OBP: 0.268, SLG: 0.302 (1, 4)		0-0 F6		0-0 FC6-4 BB 1B 1-2 2-3 3-H	0-0 4-3	0-0 E 1B 1-3 2-H 3-H	0-0 1-3		
Bob Shaw, R OBP: 0.143, SLG: 0.143 (1, 1)		0-0 F7		0-0 FC6-2 BB 1B 1-2 3-H		0-0 F9 E3	0-0 F1		

Inning Stats	R: 1	H: 1	E: 0	LOB: 0	K: 1	S: 6	R: 1	H: 1	E: 0	LOB: 1	K: 0	S: 4	R: 0	H: 1	E: 0	LOB: 2	K: 1	S: 6	R: 2	H: 3	E: 0	LOB: 3	K: 1	S: 8	R: 0	H: 0	E: 0	LOB: 1	K: 0	S: 3	R: 7	H: 4	E: 1	LOB: 1	K: 0	S: 8	R: 1	H: 1	E: 0	LOB: 2	K: 0	S: 4	R: 0	H: 0	E: 0	LOB: 0	K: 1	S: 5

PITCHER	IP	WLS	BF	H	R	ER	SO	BB	IBB	HBP	BLK	WP	HR	S	P	ERA	WHIP
John Tsitouris, R ERA: 4.27 (1, 1)	5.2	L	32	9	8	6	3	6	0	0	0	0	2	32	56	9.53	2.647
Jim Duffalo, R ERA: 2.81 (6, 1)	2.1		14	2	4	2	1	3	0	1	0	0	0	12	25	7.71	2.143

Batter	1	2	3	4	5	6	7	8	9	AB R H RBI BB SO LOB	TOP													
Pete Rose, S (1, 4) OBP: 0.394, SLG: 0.437	0-0 F7		0-0 F5		0-0 2B			0-0 4-3		4 0 1 0 0 0 0														
Tommy Harper, R (1, 7) OBP: 0.395, SLG: 0.453	0-3 K			0-0 F7	0-0 5-3			0-0 5-3		4 0 0 0 0 1 1														
Vada Pinson, L (1, 8) OBP: 0.378, SLG: 0.551	0-0 F7			0-0 4-3		0-0 F8		0-0 5-3		4 0 0 0 0 0 0														
Frank Robinson, R (1, 9) OBP: 0.380, SLG: 0.493		0-0 6-3		0-0 F7		0-0 F2		0-0 6-3		4 0 0 0 0 0 0														
Deron Johnson, R (1, 5) OBP: 0.331, SLG: 0.537		0-0 6-3			0-0 6-3	0-3 K		0-0 5-3		4 0 0 0 0 1 0														
Tony Perez, R (1, 3) OBP: 0.315, SLG: 0.549		0-3 K			0-0 HR		0-3 K2-3			4 1 2 0 0 2 0														
Johnny Edwards, L (1, 2) OBP: 0.336, SLG: 0.514			0-0 1B		4-0 HR		4-0 BB		0-0 4-3	2 2 1 0 2 0 1														
Leo Cardenas, R (1, 6) OBP: 0.312, SLG: 0.331			0-0 1B		0-3 K		0-3 K			3 0 1 0 0 2 3														
Gerry Arrigo, L (1, 1) OBP: 0.500, SLG: 1.250			0-0 G4-6-3		0-0 HR		0-3 K			2 1 1 3 0 0 1														
Billy McCool, R (6, 1)			1-2 3-H		1-H 2-H					1 0 0 0 0 1 1														
Inning Stats	R: 0 E: 0 K: 1 S: 5	H: 0 LOB: 0 BB: 0 P: 5	R: 0 E: 0 K: 1 S: 5	H: 0 LOB: 0 BB: 0 P: 5	R: 1 E: 0 K: 0 S: 4	H: 2 LOB: 0 BB: 0 P: 4	R: 0 E: 0 K: 0 S: 3	H: 0 LOB: 0 BB: 0 P: 3	R: 3 E: 0 K: 1 S: 8	H: 3 LOB: 1 BB: 1 P: 12	R: 0 E: 0 K: 1 S: 5	H: 0 LOB: 0 BB: 0 P: 5	R: 0 E: 0 K: 3 S: 9	H: 0 LOB: 1 BB: 1 P: 13	R: 0 E: 0 K: 0 S: 3	H: 0 LOB: 0 BB: 0 P: 3	R: 0 E: 0 K: 0 S: 4	H: 1 LOB: 1 BB: 0 P: 4	1B: 2 2B: 3 3B: 0 HR: 1	SF: 0 SAC: 0 DP: 1 HBP: 0	WP: 0 PB: 0 SB: 0 CS: 0	PA: 34		
PITCHER	IP WLS BF H R ER SO BB IBB HBP BLK WP HR S P ERA WHIP																							
Jack Sanford, R (1, 1) ERA: 4.18	5.0		20	5	4	4	3	0	1	0	0	0	1	25	29	7.20	1.000							
Bobby Bolin, R (6, 1) ERA: 2.18	2.0	W	7	0	0	0	4	1	0	0	0	0	0	14	18	0.00	0.500							
Frank Linzy, R (8, 1) ERA: 1.88	2.0	S	7	1	0	0	0	0	0	0	0	0	0	7	7	0.00	0.500							

Cincinnati Reds @ San Francisco Giants
 Candlestick Park, San Francisco, CA
 Sat May 29 1965, 6:33 AM EDT
 Att. 17,583 - Unknown

AB	32
R	4
H	6
RBI	3
BB	2
SO	7
LOB	7



Batter	1	2	3	4	5	6	7	8	9
Dick Schofield, S OBP: 0.350, SLG: 0.331 (1, 6)	4-0 FC4-6 BB		0-3 K		0-0 L6-3		4-0 2B BB		
Jesus Alou, R OBP: 0.333, SLG: 0.465 (1, 9)	0-0 FC4-6 FC6-4 1-2f		0-0 F9			0-0 F9	0-0 1-H HR 2B		
Willie McCovey, L OBP: 0.432, SLG: 0.600 (1, 3)	0-3 K			0-3 K		0-0 1B WP 2B	0-0 2-H HR		
Willie Mays, R OBP: 0.426, SLG: 0.748 (1, 8)	0-0 FC6-4 1-2f			0-0 F9		0-0 2-3 BB 1B	0-0 5-3		
Jim Ray Hart, R OBP: 0.311, SLG: 0.468 (1, 5)		0-0 F9		0-3 K		4-0 1-2 WP BB		0-0 4-3	
Cap Peterson, R OBP: 0.458, SLG: 0.600 Frank Linzy, R (8, 1)		4-0 G5-3 1B BB			4-0 WP 2B BB	4-0 1-2 3-H BB		0-3 K	
Hal Lanier, R OBP: 0.267, SLG: 0.301 (1, 4)		0-0 1-2 1B		0-3 K		0-3 K		0-0 F3	
Jack Hiatt, R OBP: 0.333, SLG: 0.429 (1, 2)		0-0 G5-3 2-3f			0-0 1-H 1B 2B		0-0 F4		
Jack Sanford, R OBP: 0.190, SLG: 0.105 Harvey Kuenn, R OBP: 0.352, SLG: 0.237 Gaylord Perry, R OBP: 0.161, SLG: 0.133 Bobby Bolin, R OBP: 0.250, SLG: 0.250 Matty Alou, L OBP: 0.280, SLG: 0.338 (1, 1) (5, PH) (5, PR) (6, 1) (7, PH) (8, 7)			0-3 K		0-0 2-H 1B		0-3 K		

Inning Stats	R: 0 E: 0 K: 1 S: 5	H: 0 LOB: 1 BB: 1 P: 9	R: 0 E: 0 K: 0 S: 3	H: 1 LOB: 1 BB: 1 P: 7	R: 0 E: 0 K: 2 S: 7	H: 0 LOB: 0 BB: 0 P: 7	R: 0 E: 0 K: 2 S: 7	H: 0 LOB: 0 BB: 0 P: 7	R: 2 E: 0 K: 1 S: 6	H: 2 LOB: 1 BB: 1 P: 10	R: 1 E: 0 K: 1 S: 6	H: 2 LOB: 2 BB: 2 P: 14	R: 3 E: 0 K: 1 S: 7	H: 2 LOB: 0 BB: 1 P: 11	R: 0 E: 0 K: 1 S: 5	H: 0 LOB: 0 BB: 0 P: 5
--------------	------------------------------	---------------------------------	------------------------------	---------------------------------	------------------------------	---------------------------------	------------------------------	---------------------------------	------------------------------	----------------------------------	------------------------------	----------------------------------	------------------------------	----------------------------------	------------------------------	---------------------------------

PITCHER	IP	WLS	BF	H	R	ER	SO	BB	IBB	HBP	BLK	WP	HR	S	P	ERA	WHIP
Gerry Arrigo, L ERA: 2.55 (1, 1)	5.2		23	5	3	3	6	4	0	0	0	1	0	31	47	4.76	1.588
Billy McCool, L ERA: 4.01 (6, 1)	2.1	L	11	2	3	3	3	2	0	0	0	1	1	15	23	11.57	1.714

BOTTOM

Cincinnati Reds @ San Francisco Giants
Candlestick Park, San Francisco, CA

Sat May 29 1965, 6:33 AM EDT
Att. 17,583 - Unknown

AB 28
R 6
H 7
RBI 5
BB 6
SO 9
LOB 9



WP: 2 PA: 34
PB: 0
SB: 0
CS: 0

1B: 3 SF: 0
2B: 4 SAC: 0
3B: 0 DP: 2
HR: 1 HBP: 0

livebaseballscorecards.com

Batter	1	2	3	4	5	6	7	8	9	10	AB	R	H	RBI	BB	SO	LOB								
Bill White, L OBP: 0.368, SLG: 0.408 (1, 3)	0-0 F5		0-0 4-3 1B		0-0 BB 1B		0-0 FC4-6 1B			0-0 F2	5	0	3	1	0	0	0								
Dick Groat, R OBP: 0.294, SLG: 0.300 (1, 6)	0-0 F9		0-0 4-3		4-0 BB 1B		0-0 FC4-6			0-0 CS 2B	4	0	1	0	1	0	2								
Lou Brock, L OBP: 0.376, SLG: 0.469 (10, PR)			2-3		1-2 2-3 BB		1-2				0	0	0	0	0	0	0								
Dal Maxvill, R OBP: 0.167, SLG: 0.500 (10, 6)											0	0	0	0	0	0	0								
Curt Flood, R OBP: 0.371, SLG: 0.503 (1, 8)	0-0 5-3		0-3 K		0-0 F9					0-0 G3 S SF9 1B	4	1	1	0	1	1	4								
Ken Boyer, R OBP: 0.337, SLG: 0.396 (1, 5)		0-0 F2		0-0 5-3		0-0 1B				0-0 G3	5	0	1	0	0	0	3								
Tim McCarver, L OBP: 0.314, SLG: 0.447 (1, 2)		0-0 F9		0-0 4-3		0-0 F8				0-0 SF9	4	0	0	1	0	0	4								
Bob Skinner, L OBP: 0.286, SLG: 0.471 (1, 7)		0-0 PB 1B		0-0 F7		0-0 F8				0-3 3-H K	4	0	1	0	0	1	1								
Tito Francona, L OBP: 0.276, SLG: 0.329 (1, 9)		0-3 K			0-0 BB 1B 1B		0-0 F5			0-3 K	4	0	1	0	0	2	2								
Mike Shannon, R OBP: 0.214, SLG: 0.133 (9, 9)		1-2 K									0	0	0	0	0	0	0								
Julian Javier, R OBP: 0.254, SLG: 0.345 (1, 4)			0-0 K 1B		0-3 K		0-3 K			0-0 F7	4	1	1	0	0	2	1								
Bob Gibson, R OBP: 0.257, SLG: 0.367 (1, 1)			0-0 1-3 1B		0-0 F8		0-0 6-3			0-0 F8	4	0	0	0	0	0	2								
Inning Stats	R: 0 E: 0 K: 0 S: 3	H: 0 LOB: 0 BB: 0 P: 3	R: 0 E: 0 K: 1 S: 6	H: 1 LOB: 1 BB: 0 P: 6	R: 1 E: 0 K: 1 S: 7	H: 2 LOB: 1 BB: 0 P: 7	R: 0 E: 0 K: 0 S: 3	H: 0 LOB: 0 BB: 0 P: 3	R: 0 E: 0 K: 1 S: 7	H: 2 LOB: 3 BB: 1 P: 11	R: 0 E: 0 K: 0 S: 4	H: 1 LOB: 1 BB: 0 P: 4	R: 0 E: 0 K: 1 S: 6	H: 1 LOB: 1 BB: 0 P: 6	R: 1 E: 0 K: 1 S: 6	H: 1 LOB: 0 BB: 0 P: 6	R: 0 E: 0 K: 1 S: 5	H: 0 LOB: 0 BB: 0 P: 5	R: 0 E: 1 K: 0 S: 4	H: 1 LOB: 3 BB: 1 P: 8	1B: 8 2B: 1 3B: 0 HR: 0	SF: 1 SAC: 0 DP: 0 HBP: 0	WP: 0 PB: 1 SB: 1 CS: 1	PA: 41	
PITCHER	IP WLS BF H R ER SO BB IBB HBP BLK WP HR S P ERA WHIP																	ERA WHIP							
Ron Herbel, R ERA: 3.21 (1, 1)	7.1																								
Bill Henry, L ERA: 1.93 (8, 1)	2.0																								
Frank Linzy, R ERA: 1.8 (10, 1)	0.2	W	3	0	0	0	0	1	0	0	0	0	0	0	2	6	0.00	1.500							

St. Louis Cardinals @ San Francisco Giants
 Candlestick Park, San Francisco, CA
 Sun May 30 1965, 6:33 AM EDT
 Att. 31,919 - Unknown

livebaseballscorecards.com

AB	38
R	2
H	9
RBI	2
BB	2
SO	6
LOB	19



Batter	1	2	3	4	5	6	7	8	9	10	AB R H RBI BB SO LOB
Dick Schofield, S (1, 6) OBP: 0.346, SLG: 0.326	0-0 F6		0-0 4-3		0-0 G3		0-0 F8			0-0 E IBB 1-2 1B	5 0 1 0 0 0 1
Matty Alou, L (1, 8) OBP: 0.273, SLG: 0.326	0-0 3-1		0-0 F1			0-0 4-3		0-0 G3		0-0 F9 2-3	5 0 0 0 0 0 2
Willie McCovey, L (1, 3) OBP: 0.431, SLG: 0.597	0-0 F9			0-3 K		0-0 1B 2B		0-0 F8		4-0 E IBB 1-2	4 1 1 0 1 1 0
Jim Ray Hart, R (1, 5) OBP: 0.310, SLG: 0.463 Willie Mays, R (10, PH) OBP: 0.424, SLG: 0.744		0-0 F5		0-0 4-3		0-0 SH1-3 1B		0-0 2-3		0-0 E7 1-2 2-3 3-H	4 0 1 1 0 0 0 1 0 0 0 0 0 2
Jesus Alou, R (1, 9) OBP: 0.333, SLG: 0.463		0-0 6-3		0-0 S 1B		0-0 SH1-3			0-0 4-3		3 0 1 0 0 0 0
Len Gabrielson, L (1, 7) OBP: 0.356, SLG: 0.420		4-0 BB		4-0 BB		0-3 K			0-0 F6		2 0 0 0 2 1 1
Tom Haller, L (1, 2) OBP: 0.375, SLG: 0.343		0-0 F6		0-0 F3			4-0 SH2-4 BB		0-3 K		3 0 0 0 1 1 3
Hal Lanier, R (1, 4) OBP: 0.273, SLG: 0.306			0-0 S PB E 1B		0-3 K		0-0 F8			0-0 FC1-6 1B	4 1 2 0 0 1 1
Ron Herbel, R (1, 1) OBP: 0.071, SLG: 0.071 Bill Henry, L (8, 1) Frank Linzy, R (10, 1)			0-3 K		0-3 K		0-0 SH2-4			0-0 FC1-6 1B F9 E 1-2	2 0 0 0 0 2 1 0 0 0 0 0 0 0 1 1 0 0 0 0 1

Inning Stats	R: 0 H: 0 E: 0 LOB: 0 K: 0 BB: 0 S: 3 P: 3	R: 0 H: 0 E: 0 LOB: 1 K: 0 BB: 1 S: 3 P: 7	R: 1 H: 1 E: 0 LOB: 0 K: 1 BB: 0 S: 6 P: 6	R: 0 H: 1 E: 0 LOB: 2 K: 1 BB: 1 S: 6 P: 10	R: 0 H: 0 E: 0 LOB: 0 K: 2 BB: 0 S: 7 P: 7	R: 1 H: 2 E: 0 LOB: 1 K: 1 BB: 0 S: 7 P: 7	R: 0 H: 0 E: 0 LOB: 1 K: 0 BB: 1 S: 3 P: 7	R: 0 H: 0 E: 0 LOB: 0 K: 0 BB: 0 S: 3 P: 3	R: 0 H: 0 E: 0 LOB: 0 K: 1 BB: 0 S: 5 P: 5	R: 1 H: 2 E: 1 LOB: 3 K: 0 BB: 1 S: 5 P: 9	1B: 5 SF: 0 2B: 1 SAC: 2 3B: 0 DP: 0 HR: 0 HBP: 0
PITCHER Bob Gibson, R (1, 1) ERA: 2.25	IP WLS BF H R ER SO BB IBB HBP BLK WP HR S P ERA WHIP										
	9.2 L 40 6 3 1 6 3 1 0 0 0 0 48 64 0.93 0.931										

BOTTOM

St. Louis Cardinals @ San Francisco Giants
 Candlestick Park, San Francisco, CA

Sun May 30 1965, 6:33 AM EDT
 Att: 31,919 - Unknown

livebaseballscorecards.com

AB	34
R	3
H	6
RBI	1
BB	4
SO	6
LOB	12

GIANTS

WP: 0	PA: 40
PB: 1	
SB: 2	
CS: 0	

Batter	1	2	3	4	5	6	7	8	9	AB R H RBI BB SO LOB	TOP	
Bill White, L (1, 3) OBP: 0.365, SLG: 0.404	0-0 PB S FC 1B		0-0 F6			0-3 K		0-0 F7		4 1 1 0 0 1 0		
Dick Groat, R (1, 6) OBP: 0.288, SLG: 0.293	0-0 6-3 1-3		0-0 4-3			0-0 6-3			0-0 5-3	4 0 0 0 0 0 1		
Curt Flood, R (1, 8) OBP: 0.369, SLG: 0.495	0-0 FC 1B 3-H		0-0 1-3			4-0 BB			0-0 6-3	3 0 0 1 1 0 0		
Ken Boyer, R (1, 5) OBP: 0.335, SLG: 0.392	0-0 1-2 1B			0-0 6-3		0-0 F6			0-0 6-3	4 0 1 0 0 0 1		
Tim McCarver, L (1, 2) OBP: 0.306, SLG: 0.436	0-0 F5			0-0 3-1			0-3 K			3 0 0 0 0 1 2		
Bob Skinner, L (1, 7) OBP: 0.263, SLG: 0.432	0-0 F7			0-3 K			0-0 4-3			3 0 0 0 0 1 2		
Tito Francona, L (1, 9) OBP: 0.267, SLG: 0.317		0-0 F6			0-0 5-3			0-0 F8		3 0 0 0 0 0 0		
Julian Javier, R (1, 4) OBP: 0.248, SLG: 0.336		0-0 F7			0-0 6-3			0-3 K		3 0 0 0 0 1 0		
Curt Simmons, L (1, 1) OBP: 0.045, SLG: 0.045 Barney Schultz, R (7, 1) Phil Gagliano, R (8, PH) OBP: 0.290, SLG: 0.353 Bob Purkey, R (8, 1)		0-0 6-3			0-3 K			0-0 G3		2 0 0 0 0 1 0 0 0 0 0 0 0 0 1 0 0 0 0 0 0 0 0 0 0 0 0 0		
Inning Stats	R: 1 H: 2 E: 0 LOB: 2 K: 0 BB: 0 S: 6 P: 6	R: 0 H: 0 E: 0 LOB: 0 K: 0 BB: 0 S: 3 P: 3	R: 0 H: 0 E: 0 LOB: 0 K: 0 BB: 0 S: 3 P: 3	R: 0 H: 0 E: 0 LOB: 0 K: 1 BB: 0 S: 5 P: 5	R: 0 H: 0 E: 0 LOB: 0 K: 1 BB: 0 S: 5 P: 5	R: 0 H: 0 E: 0 LOB: 1 K: 1 BB: 1 S: 5 P: 9	R: 0 H: 0 E: 0 LOB: 0 K: 1 BB: 0 S: 5 P: 5	R: 0 H: 0 E: 0 LOB: 0 K: 1 BB: 0 S: 5 P: 5	R: 0 H: 0 E: 0 LOB: 0 K: 0 BB: 0 S: 3 P: 3	1B: 2 SF: 0 2B: 0 SAC: 0 3B: 0 DP: 0 HR: 0 HBP: 0	WP: 0 PA: 31 PB: 1 SB: 1 CS: 0	
PITCHER Gaylord Perry, R (1, 1) ERA: 3.53	IP WLS BF H R ER SO BB IBB HBP BLK WP HR S P ERA WHIP											PITCHER IP WLS BF H R ER SO BB IBB HBP BLK WP HR S P ERA WHIP

St. Louis Cardinals @ San Francisco Giants
 Candlestick Park, San Francisco, CA
 Mon May 31 1965, 6:33 AM EDT
 Att. 23,716 - Unknown

livebaseballscorecards.com

AB 30
 R 1
 H 2
 RBI 1
 BB 1
 SO 5
 LOB 6



Batter	1	2	3	4	5	6	7	8	9	AB	R	H	RBI	BB	SO	LOB
Dick Schofield, S OBP: 0.343, SLG: 0.319 (1, 6)	0-0 F4		0-0 G3			0-0 F8	4-0 FC6-4 BB			3	0	0	0	1	0	0
Jesus Alou, R OBP: 0.337, SLG: 0.464 (1, 9)	0-0 G4-6-3 1B			0-3 K		0-0 HR 1B	0-0 FC6-4 1-2f			4	1	2	0	0	1	2
Willie McCovey, L OBP: 0.433, SLG: 0.612 (1, 3)	0-0 G4-6-3 1-2f			4-0 BB		0-0 HR 1B		0-3 K		3	1	1	2	1	1	1
Willie Mays, R OBP: 0.415, SLG: 0.726 (1, 8)		0-0 F8		0-0 F9		0-3 K		0-0 F2		4	0	0	0	0	1	1
Jim Ray Hart, R OBP: 0.309, SLG: 0.458 (1, 5)		0-0 5-3		0-0 1-4-3			0-0 SH3-4 2B 1B	0-0 F4		4	1	1	0	0	0	1
Cap Peterson, R OBP: 0.462, SLG: 0.591 (1, 7)		0-0 FC5-4 1B			0-0 6-3		0-0 SH3-4 1-2			2	0	1	0	0	0	0
Matty Alou, L OBP: 0.273, SLG: 0.326 (8, 7)										0	0	0	0	0	0	0
Hal Lanier, R OBP: 0.274, SLG: 0.302 (1, 4)		0-0 FC5-4 1-2f			0-0 F9		4-0 2B IBB			2	1	0	0	1	0	1
Dick Bertell, R OBP: 0.302, SLG: 0.238 (1, 2)			0-0 6-3		0-0 6-3		0-0 6-3 1-H 2-H 2B			0	0	0	0	0	0	0
Jack Hiatt, R OBP: 0.333, SLG: 0.458 (1, 2)										3	0	1	2	0	0	0
Gaylord Perry, R OBP: 0.147, SLG: 0.121 (1, 1)			0-0 4-3			0-0 4-3	0-0 6-3 2-3			3	0	0	0	0	0	1

Inning Stats		R: 0	H: 1	E: 0	LOB: 0	K: 0	BB: 0	S: 3	P: 3	R: 0	H: 1	E: 0	LOB: 1	K: 0	BB: 0	S: 4	P: 4	R: 0	H: 0	E: 0	LOB: 0	K: 0	BB: 0	S: 3	P: 3	R: 0	H: 0	E: 0	LOB: 1	K: 1	BB: 1	S: 5	P: 9	R: 0	H: 0	E: 0	LOB: 0	K: 0	BB: 0	S: 3	P: 3	R: 2	H: 2	E: 0	LOB: 0	K: 1	BB: 0	S: 7	P: 7	R: 2	H: 2	E: 0	LOB: 2	K: 0	BB: 2	S: 5	P: 13	R: 0	H: 0	E: 0	LOB: 0	K: 1	BB: 0	S: 5	P: 5
Pitcher		IP	WLS	BF	H	R	ER	SO	BB	IBB	HBP	BLK	WP	HR	S	P	ERA	WHIP	Pitcher		IP	WLS	BF	H	R	ER	SO	BB	IBB	HBP	BLK	WP	HR	S	P	ERA	WHIP																												
Curt Simmons, L ERA: 2.92 (1, 1)	6.2	L	28	6	4	4	4	2	2	1	0	0	0	1	29	41	5.40	1.200	Curt Simmons, L	6.2	L	28	6	4	4	2	2	1	0	0	0	1	29	41	5.40	1.200																													
Barney Schultz, R ERA: 3.31 (7, 1)	0.1		1	0	0	0	0	0	0	0	0	0	0	0	1	1	0.00	0.000	Barney Schultz, R	0.1		1	0	0	0	0	0	0	0	0	0	0	1	1	0.00	0.000																													
Bob Purkey, R ERA: 7.06 (8, 1)	1.0		3	0	0	0	0	1	0	0	0	0	0	0	5	5	0.00	0.000	Bob Purkey, R	1.0		3	0	0	0	0	1	0	0	0	5	5	0.00	0.000																															


BOTTOM

St. Louis Cardinals @ San Francisco Giants
 Candlestick Park, San Francisco, CA

Mon May 31 1965, 6:33 AM EDT
 Att. 23,716 - Unknown

livebaseballscorecards.com

AB 28
R 4
H 6
RBI 4
BB 3
SO 3
LOB 7



WP: 0 PA: 32
 PB: 0
 SB: 0
 CS: 0

Batter	1	2	3	4	5	6	7	8	9	AB R H RBI BB SO LOB	TOP											
Curt Flood, R (1, 8) OBP: 0.371, SLG: 0.492	0-0 F9		0-0 S 1B		4-0 PB BB		0-0 5-3			3 0 1 0 1 0 0												
Lou Brock, L (1, 7) OBP: 0.368, SLG: 0.458	0-3 K2-3		0-3 K		0-3 K			0-0 2-3		4 0 0 0 0 3 3												
Bill White, L (1, 3) OBP: 0.374, SLG: 0.413	0-0 4-3			0-0 E9 6-3 1B		0-0 FC1-6 1B		0-0 5-3 1B		4 1 3 0 0 0 0												
Ken Boyer, R (1, 5) OBP: 0.333, SLG: 0.389		0-0 FC4-6 1B		0-0 6-3		0-0 FC1-6 G3 1B		0-0 5-3		4 1 1 1 0 0 2												
Tim McCarver, L (1, 2) OBP: 0.297, SLG: 0.421		0-0 F8		0-0 F6		0-0 G3		0-0 F9		4 0 0 0 0 0 3												
Dick Groat, R (1, 6) OBP: 0.292, SLG: 0.294		0-0 FC4-6		0-0 4-3		0-0 1B		4-0 BB		3 0 1 1 1 0 1												
Dal Maxvill, R (9, 6) OBP: 0.167, SLG: 0.500		1-2f				2-H				0 0 0 0 0 0 0												
Mike Shannon, R (1, 9) OBP: 0.216, SLG: 0.127		0-0 6-3			4-0 PB SH1-3 BB	0-3 K				3 0 0 0 1 1 3	AB 32											
Julian Javier, R (1, 4) OBP: 0.242, SLG: 0.328			0-0 6-3		0-0 SH1-3		0-0 F8		0-3 K	3 0 0 0 0 1 1	R 2											
Ray Sadecki, L (1, 1) OBP: 0.095, SLG: 0.095			0-0 F8		0-0 1-3		0-3 K		0-0 F6	4 0 0 0 0 1 2	H 6											
Inning Stats	R: 0 E: 0 K: 1 S: 5	H: 0 LOB: 0 BB: 0 P: 5	R: 0 E: 0 K: 0 S: 4	H: 1 LOB: 1 BB: 0 P: 4	R: 0 E: 0 K: 1 S: 6	H: 1 LOB: 1 BB: 0 P: 6	R: 1 E: 1 K: 0 S: 4	H: 1 LOB: 0 BB: 0 P: 4	R: 0 E: 0 K: 1 S: 5	H: 0 LOB: 2 BB: 2 P: 13	R: 1 E: 0 K: 1 S: 7	H: 2 LOB: 1 BB: 0 P: 7	R: 0 E: 0 K: 1 S: 5	H: 0 LOB: 0 BB: 0 P: 5	R: 0 E: 0 K: 0 S: 4	H: 1 LOB: 1 BB: 0 P: 4	R: 0 E: 0 K: 1 S: 5	H: 0 LOB: 1 BB: 1 P: 9	1B: 6 2B: 0 3B: 0 HR: 0	SF: 0 SAC: 1 DP: 0 HBP: 0	WP: 0 PB: 1 SB: 1 CS: 0	PA: 36
PITCHER	IP WLS BF H R ER SO BB IBB HBP BLK WP HR S P ERA WHIP												PITCHER	IP WLS BF H R ER SO BB IBB HBP BLK WP HR S P ERA WHIP								
Juan Marichal, R (1, 1) ERA: 2.22	8.0 L 32 6 2 1 5 2 0 0 0 0 0 0 40 48 1.12 1.000																					
Bobby Bolin, R (9, 1) ERA: 2.12	1.0 4 0 0 0 1 1 0 0 0 0 0 0 5 9 0.00 1.000																					

St. Louis Cardinals @ San Francisco Giants
 Candlestick Park, San Francisco, CA
 Tue Jun 01 1965, 6:33 AM EDT
 Att. 6,592 - Unknown

livebaseballscorecards.com



Batter	1	2	3	4	5	6	7	8	9	AB	R	H	RBI	BB	SO	LOB
--------	---	---	---	---	---	---	---	---	---	----	---	---	-----	----	----	-----

Dick Schofield, S OBP: 0.341, SLG: 0.317 (1, 6)	0-0 5-3 ①		0-0 G5-4-3 ② ③ 1-2f			0-0 FC6-4 ② 1-2f		0-0 1B		4	0	1	0	0	0	2
---	-----------------	--	---------------------------------	--	--	---------------------------	--	-----------	--	---	---	---	---	---	---	---

Matty Alou, L OBP: 0.274, SLG: 0.321 (1, 8)	0-0 4-3 ②			4-0 FC1-4 BB		0-0 3-4-3 ③		0-0 F9 ③		2	0	0	0	1	0	1
Jim Davenport, R OBP: 0.325, SLG: 0.387 (8, PH)										1	0	0	0	0	0	2
Bobby Bolin, R OBP: 0.250, SLG: 0.250 (9, 1)										0	0	0	0	0	0	0

Jesus Alou, R OBP: 0.330, SLG: 0.455 (1, 9)	0-0 4-3 ③			0-0 FC1-4 G3-6-3 1-2f			0-0 F8 ①		0-0 F9 ①	4	0	0	0	0	0	1
---	-----------------	--	--	--------------------------------	--	--	----------------	--	----------------	---	---	---	---	---	---	---

Willie McCovey, L OBP: 0.434, SLG: 0.626 (1, 3)		0-0 HR		0-0 G3-6-3 ② ③ 1-2f			4-0 FC6-4 BB		0-0 F7 ②	3	1	1	1	1	0	1
---	--	-----------	--	---------------------------------	--	--	--------------------	--	----------------	---	---	---	---	---	---	---

Jim Ray Hart, R OBP: 0.307, SLG: 0.453 (1, 5)		0-0 6-3 ①			0-0 CS 1B		0-0 FC6-4 ② 1-2f		0-0 F8 ③	4	0	1	0	0	0	1
---	--	-----------------	--	--	-----------------	--	---------------------------	--	----------------	---	---	---	---	---	---	---

Cap Peterson, R OBP: 0.414, SLG: 0.520 (1, 7)		0-0 F8 ②			0-0 1-3 ① ② 1-2		0-0 F8 ③			3	0	0	0	0	0	2
---	--	----------------	--	--	-----------------------------	--	----------------	--	--	---	---	---	---	---	---	---

Hal Lanier, R OBP: 0.275, SLG: 0.302 (1, 4)		0-0 6-3 ③			0-0 F9 ③			0-0 FC5 SH2-4 1B		3	0	1	0	0	0	0
---	--	-----------------	--	--	----------------	--	--	---------------------------	--	---	---	---	---	---	---	---

Jack Hiatt, R OBP: 0.379, SLG: 0.480 (1, 2)			0-0 G5-4-3 1B			4-0 FC6-4 BB		0-0 SH2-4 ① 1-2		1	0	1	0	1	0	0
---	--	--	---------------------	--	--	--------------------	--	--------------------------	--	---	---	---	---	---	---	---

Juan Marichal, R OBP: 0.212, SLG: 0.194 (1, 1)			0-3 K ①			0-0 F8 ①		0-0 FC5 1B ② 2-3		2	0	0	0	0	1	2
Willie Mays, R OBP: 0.413, SLG: 0.722 (8, PH)										1	0	0	0	0	0	1

Inning Stats	R: 0 E: 0 K: 0 S: 3	H: 0 LOB: 0 BB: 0 P: 3	R: 1 E: 0 K: 0 S: 4	H: 1 LOB: 0 BB: 0 P: 4	R: 0 E: 0 K: 1 S: 5	H: 1 LOB: 0 BB: 0 P: 5	R: 0 E: 0 K: 0 S: 2	H: 0 LOB: 0 BB: 1 P: 6	R: 0 E: 0 K: 0 S: 3	H: 1 LOB: 0 BB: 0 P: 3	R: 0 E: 0 K: 0 S: 3	H: 0 LOB: 1 BB: 1 P: 7	R: 0 E: 0 K: 0 S: 3	H: 0 LOB: 1 BB: 1 P: 7	R: 0 E: 0 K: 0 S: 5	H: 2 LOB: 2 BB: 0 P: 5	R: 0 E: 0 K: 0 S: 3	H: 0 LOB: 0 BB: 0 P: 3	1B: 4 2B: 0 3B: 0 HR: 1	SF: 0 SAC: 1 DP: 2 HBP: 0	WP: 0 PB: 0 SB: 0 CS: 1	PA: 32
--------------	------------------------------	---------------------------------	------------------------------	---------------------------------	------------------------------	---------------------------------	------------------------------	---------------------------------	------------------------------	---------------------------------	------------------------------	---------------------------------	------------------------------	---------------------------------	------------------------------	---------------------------------	------------------------------	---------------------------------	----------------------------------	------------------------------------	----------------------------------	--------

PITCHER	Ray Sadecki, L ERA: 5.37 (1, 1)	IP 9.0	WLS W	BF 32	H 5	R 1	ER 1	SO 1	BB 3	IBB 0	HBP 0	BLK 0	WP 0	HR 1	S 31	P 43	ERA 1.00	WHIP 0.889
---------	---------------------------------------	-----------	----------	----------	--------	--------	---------	---------	---------	----------	----------	----------	---------	---------	---------	---------	-------------	---------------

BOTTOM

St. Louis Cardinals @ San Francisco Giants
Candlestick Park, San Francisco, CA
 Tue Jun 01 1965, 6:33 AM EDT
 Att. 6,592 - Unknown

livebaseballscorecards.com

AB	28
R	1
H	5
RBI	1
BB	3
SO	1
LOB	13



Batter	1	2	3	4	5	6	7	8	9	AB R H RBI BB SO LOB	TOP																								
Dick Schofield, S (1, 6) OBP: 0.343, SLG: 0.320	0-3 K		0-0 BB SF7 E 1B	0-0 WP BB 1B			0-0 6-3		0-0 F6	5 1 2 0 0 1 1	San Francisco Giants @ Milwaukee Braves Milwaukee County Stadium, Milwaukee, WI Thu Jun 03 1965, 8:05 PM EDT Att. 3,336 - Unknown																								
Matty Alou, L (1, 8) OBP: 0.278, SLG: 0.319	0-0 E1 BB		0-0 E3 BB 1-2	4-0 WP BB 1-2 2-3 3-H			0-0 S 1B		0-0 G3	4 0 1 1 1 0 2																									
Willie McCovey, L (1, 3) OBP: 0.435, SLG: 0.618	4-0 BB		4-0 BB	0-3 K 1-2 2-3 3-H			0-3 K			2 0 0 0 2 2 3																									
Jim Ray Hart, R (1, 5) OBP: 0.306, SLG: 0.451	0-0 F9		0-0 SF7 3-H		0-0 G6-4-3 1B		0-0 F4			3 0 1 1 0 0 3																									
Jesus Alou, R (1, 9) OBP: 0.324, SLG: 0.446	0-0 F6		0-0 F7		0-0 G6-4-3 1-2f			0-3 K		4 0 0 0 0 1 5																									
Len Gabrielson, L (1, 7) OBP: 0.349, SLG: 0.407		0-3 K		0-0 1B BB 1B 1B		0-0 F6		0-0 4-3		4 1 1 0 0 1 0																									
Tom Haller, L (1, 2) OBP: 0.371, SLG: 0.339		0-0 3-1		0-0 BB WP 1B 1-2 1B		0-0 F9		0-0 G3		4 1 1 0 0 0 0																									
Hal Lanier, R (1, 4) OBP: 0.269, SLG: 0.295		0-0 5-3		0-0 F6		0-0 F8		0-0 6-3		4 0 0 0 0 0 2																									
Bob Shaw, R (1, 1) OBP: 0.133, SLG: 0.133			0-0 G3		0-0 F8		0-3 K		4-0 BB	1 0 0 0 0 0 0																									
Ron Herbel, R (3, 1) OBP: 0.071, SLG: 0.071										0 0 0 0 0 0 0																									
Masanori Murakami, L (3, 1)										0 0 0 0 0 0 0																									
Cap Peterson, R (4, PH) OBP: 0.400, SLG: 0.500										1 0 0 0 0 0 2																									
Bill Hands, R (4, 1)										0 0 0 0 0 0 0																									
Ken Henderson, S (6, PH)										1 0 0 0 0 1 0																									
Bobby Bolin, R (6, 1) OBP: 0.250, SLG: 0.250										0 0 0 0 0 0 0																									
Willie Mays, R (9, PH) OBP: 0.416, SLG: 0.722										0 0 0 0 1 0 0																									
Inning Stats	R: 0 E: 1 K: 1 S: 6	H: 0 LOB: 2 BB: 1 P: 10	R: 0 E: 0 K: 1 S: 5	H: 0 LOB: 0 BB: 0 P: 5	R: 1 E: 1 K: 0 S: 5	H: 1 LOB: 2 BB: 1 P: 9	R: 2 E: 0 K: 1 S: 8	H: 3 LOB: 2 BB: 1 P: 12	R: 0 E: 0 K: 0 S: 3	H: 1 LOB: 0 BB: 0 P: 3	R: 0 E: 0 K: 1 S: 5	H: 0 LOB: 0 BB: 0 P: 5	R: 0 E: 0 K: 1 S: 6	H: 1 LOB: 1 BB: 0 P: 6	R: 0 E: 0 K: 1 S: 5	H: 0 LOB: 0 BB: 0 P: 5	R: 0 E: 0 K: 0 S: 3	H: 0 LOB: 1 BB: 1 P: 7	1B: 6 2B: 0 3B: 0 HR: 0	SF: 1 SAC: 0 DP: 1 HBP: 0	WP: 1 PB: 0 SB: 1 CS: 0	PA: 38													
PITCHER Ken Johnson, R (1, 1) ERA: 4.1	IP 9.0	WLS W	BF 38	H 6	R 3	ER 2	SO 6	BB 4	IBB 0	HBP 0	BLK 0	WP 1	HR 0	S 46	P 62	ERA 2.00	WHIP 1.111	PITCHER	IP	WLS	BF	H	R	ER	SO	BB	IBB	HBP	BLK	WP	HR	S	P	ERA	WHIP

livebaseballscorecards.com

AB	33
R	3
H	6
RBI	2
BB	4
SO	6
LOB	18



Batter	1	2	3	4	5	6	7	8	9
Felipe Alou, R OBP: 0.318, SLG: 0.437 (1, 7) X	0-0 F2	0-0 FC6-4	0-0 HR		0-3 K			0-3 K	
Eddie Mathews, L OBP: 0.367, SLG: 0.533 (1, 5) S S S	0-3 K		2B BB		0-0 4-3			0-3 K	
Lou Killebrew, L OBP: 0.130, SLG: 0.095 (8, PH)			HR						
Miguel de la Hoz, R OBP: 0.286, SLG: 0.258 (9, 5)									
Hank Aaron, R OBP: 0.390, SLG: 0.590 (1, 9) X	0-0		2B		0-0 G3			0-3 K	
Ty Cline, L OBP: 0.271, SLG: 0.218 (8, PH) (9, 9)	1B		BB						
Mack Jones, L OBP: 0.346, SLG: 0.539 (1, 8) X	0-0 G3		WP 2B		0-3 K				
			F4						
Joe Torre, R OBP: 0.408, SLG: 0.629 (1, 2) X		0-0 1B	E4 2B		4-0				
			F7						
Gene Oliver, R OBP: 0.315, SLG: 0.357 (1, 3)		4-0 CS 1B	4-0 2B 1B	0-0 F9		0-0 F9			
		BB BB	BB BB						
Frank Bolling, R OBP: 0.352, SLG: 0.427 (1, 4) X	0-0 1B		0-0 1B	0-0 1-3				0-0 F8	
	1-2 2-H		1-3 2-H						
Woody Woodward, R OBP: 0.216, SLG: 0.194 (1, 6) S S S	0-3 K		0-0 F9	0-0 F4				0-0 F3	
Ken Johnson, R OBP: 0.174, SLG: 0.217 (1, 1) X	0-0 FC6-4		0-0 WP 2B		0-0 6-3			0-3 K	
	1-2 2-3		2-H 3-H						


AB	R	H	RBI	BB	SO	LOB
5	1	1	1	0	2	2
3	2	1	2	1	1	0
1	0	0	0	0	1	0
0	0	0	0	0	0	0
3	1	2	0	1	0	0
1	0	0	0	0	1	0
4	1	1	2	0	1	2
3	2	1	1	1	0	1
2	1	0	0	2	0	1
4	1	2	2	0	0	0
4	0	0	0	0	1	4
4	1	2	2	0	1	0

BOTTOM

San Francisco Giants @ Milwaukee Braves
Milwaukee County Stadium, Milwaukee, WI

Thu Jun 03 1965, 8:05 PM EDT
Att. 3,336 - Unknown

AB	34
R	10
H	10
RBI	10
BB	5
SO	8
LOB	10



Inning Stats		R: 0	H: 1	E: 0	LOB: 1	K: 1	BB: 0	S: 6	P: 6							
IP	WLS	BF	H	R	ER	SO	BB	IBB	HBP	BLK	WP	HR	S	P	ERA	WHIP
2.0	L	13	6	4	4	2	2	0	0	0	0	0	15	23	18.00	4.000
0.1		6	3	4	3	0	1	0	0	0	2	0	5	9	81.00	12.000
0.2		4	1	2	2	0	1	0	0	0	0	1	3	7	27.00	3.000
2.0		6	0	0	0	1	0	0	0	0	0	0	8	8	0.00	0.000
3.0		10	0	0	0	5	1	0	0	0	0	0	19	23	0.00	0.333

Batter	1	2	3	4	5	6	7	8	9	AB R H RBI BB SO LOB	TOP									
Dick Schofield, S (1, 6) OBP: 0.346, SLG: 0.320	0-3 K			4-0 BB		0-0 F9		0-0 2B 1B		3 0 1 0 1 1 0										
Jesus Alou, R (1, 9) OBP: 0.327, SLG: 0.451	0-3 K			0-0 F7		0-0 HR 1B		0-0 1-3 2B		4 1 2 0 0 1 1										
Willie McCovey, L (1, 3) OBP: 0.432, SLG: 0.627	0-0 4-3			0-0 F8		0-0 1-H HR		0-3 K		4 1 1 2 0 1 3										
Willie Mays, R (1, 8) OBP: 0.407, SLG: 0.705		0-0 F7		0-0 4-3		0-0 6-3		0-0 F9		4 0 0 0 0 0 3										
Jim Ray Hart, R (1, 5) OBP: 0.299, SLG: 0.441		0-3 K			0-0 F4	0-0 6-3		0-3 K		4 0 0 0 0 2 0										
Cap Peterson, R (1, 7) OBP: 0.382, SLG: 0.467		0-0 6-3			0-0 1B 1B		0-0 4-3	0-3 K		4 0 1 0 0 1 0										
Tom Haller, L (1, 2) OBP: 0.373, SLG: 0.342			0-0 F9		0-0 1B 1B		0-0 F4	0-3 K		2 0 1 0 0 0 0										
Jack Hiatt, R (7, PH) OBP: 0.355, SLG: 0.444					1-2 1B 1B					2 0 0 0 0 1 0										
Hal Lanier, R (1, 4) OBP: 0.270, SLG: 0.296		0-3 K			0-0 1-2 2-H 1B		0-0 5-3			3 0 1 0 0 1 0										
Gaylord Perry, R (1, 1) OBP: 0.139, SLG: 0.114			0-0 5-3		0-3 K			0-0 4-3		2 0 0 0 0 1 2										
Jim Davenport, R (8, PH) OBP: 0.321, SLG: 0.382										1 0 0 0 0 0 0										
Frank Linzy, R (8, 1)										0 0 0 0 0 0 0										
Inning Stats	R: 0 E: 0 K: 2 S: 7	H: 0 LOB: 0 BB: 0 P: 7	R: 0 E: 0 K: 1 S: 5	H: 0 LOB: 0 BB: 0 P: 5	R: 0 E: 0 K: 1 S: 5	H: 0 LOB: 1 BB: 1 P: 7	R: 0 E: 0 K: 1 S: 7	H: 3 LOB: 2 BB: 0 P: 7	R: 2 E: 0 K: 0 S: 5	H: 2 LOB: 0 BB: 0 P: 5	R: 0 E: 0 K: 0 S: 3	H: 0 LOB: 0 BB: 0 P: 3	R: 0 E: 0 K: 1 S: 7	H: 2 LOB: 2 BB: 0 P: 7	R: 0 E: 0 K: 3 S: 9	H: 0 LOB: 0 BB: 0 P: 9	1B: 5 2B: 1 3B: 0 HR: 1	SF: 0 SAC: 0 DP: 0 HBP: 0	WP: 0 PB: 0 SB: 0 CS: 0	PA: 34
PITCHER	IP WLS BF H R ER SO BB IBB HBP BLK WP HR S P ERA WHIP																			
Joey Jay, R (1, 1) ERA: 3.51	5.0 W 18 3 0 0 5 1 0 0 0 0 0 0 27 31 0.00 0.800																			
Joe Nuxhall, L (6, 1) ERA: 5.81	2.1 11 4 2 2 0 0 0 0 0 0 0 1 11 11 7.71 1.714																			
Billy McCool, L (8, 1) ERA: 3.76	1.2 S 5 0 0 0 4 0 0 0 0 0 0 0 13 13 0.00 0.000																			

San Francisco Giants @ Cincinnati Reds
Crosley Field, Cincinnati, OH

Fri Jun 04 1965, 7:05 PM EDT
Att. 15,668 - Unknown

livebaseballscorecards.com

AB	33
R	2
H	7
RBI	2
BB	1
SO	9
LOB	9



Batter	1	2	3	4	5	6	7	8	9	AB	R	H	RBI	BB	SO	LOB
Tommy Harper, R OBP: 0.371, SLG: 0.415 (1, 7)	0-3 K		0-0 F8		0-0 F8		0-0 2-3 1B			4	0	1	0	0	1	0
Pete Rose, S OBP: 0.372, SLG: 0.412 (1, 4)	0-0 G3		0-0 F9		0-3 K		0-3 K			4	0	0	0	0	2	2
Vada Pinson, L OBP: 0.371, SLG: 0.525 (1, 8)	0-0 PO 1B		0-3 K			0-3 K	0-3 K			4	0	1	0	0	3	2
Frank Robinson, R OBP: 0.389, SLG: 0.522 (1, 9)	0-0 PO 1-2	0-0 1B HR 2B		0-0 2B		0-0 S 1B		0-0 F9		4	1	3	0	0	0	0
Gordy Coleman, L OBP: 0.409, SLG: 0.585 Marty Keough, L OBP: 0.400, SLG: 0.143 (1, 3) (8, PR) (9, 3)		0-0 6-3		0-0 6-3		0-0 F5		0-0 PB 1B		4	0	1	0	0	0	3
Deron Johnson, R OBP: 0.321, SLG: 0.523 (1, 5)		0-0 HR 1B		0-0 F7		0-3 K 1-2		0-0 5-3		4	1	1	0	0	1	3
Johnny Edwards, L OBP: 0.369, SLG: 0.568 (1, 2)		0-0 HR		4-0 IBB			0-3 K	4-0 IBB		2	1	1	3	2	1	0
Leo Cardenas, R OBP: 0.313, SLG: 0.347 (1, 6)		0-3 K		0-0 F6			0-0 E4 SH	0-0 4-3		4	1	0	0	0	1	4
Joey Jay, S Gerry Arrigo, L OBP: 0.333, SLG: 0.833 Joe Nuxhall, L OBP: 0.250, SLG: 0.143 Billy McCool, R (1, 1) (5, PH) (6, 1) (8, 1)		0-3 K			0-3 K		0-0 SH 1B			1	0	0	0	0	1	0
										1	0	0	0	0	1	0
										0	0	0	0	0	0	0
										0	0	0	0	0	0	0
										0	0	0	0	0	0	0
Inning Stats	R: 0 E: 0 K: 1 S: 5	H: 1 LOB: 0 BB: 0 P: 5	R: 3 E: 0 K: 2 S: 10	H: 3 LOB: 0 BB: 0 P: 10	R: 0 E: 0 K: 1 S: 5	H: 0 LOB: 0 BB: 0 P: 5	R: 0 E: 0 K: 0 S: 4	H: 1 LOB: 2 BB: 1 P: 8	R: 0 E: 0 K: 2 S: 7	H: 0 LOB: 0 BB: 0 P: 7	R: 0 E: 0 K: 2 S: 8	H: 1 LOB: 1 BB: 0 P: 8	R: 1 E: 2 K: 3 S: 12	H: 1 LOB: 2 BB: 0 P: 12	R: 0 E: 0 K: 0 S: 4	H: 1 LOB: 2 BB: 1 P: 8
PITCHER	IP WLS BF H R ER SO BB IBB HBP BLK WP HR S P ERA WHIP	IP WLS BF H R ER SO BB IBB HBP BLK WP HR S P ERA WHIP	IP WLS BF H R ER SO BB IBB HBP BLK WP HR S P ERA WHIP	IP WLS BF H R ER SO BB IBB HBP BLK WP HR S P ERA WHIP	IP WLS BF H R ER SO BB IBB HBP BLK WP HR S P ERA WHIP	IP WLS BF H R ER SO BB IBB HBP BLK WP HR S P ERA WHIP	IP WLS BF H R ER SO BB IBB HBP BLK WP HR S P ERA WHIP	IP WLS BF H R ER SO BB IBB HBP BLK WP HR S P ERA WHIP	IP WLS BF H R ER SO BB IBB HBP BLK WP HR S P ERA WHIP	IP WLS BF H R ER SO BB IBB HBP BLK WP HR S P ERA WHIP	IP WLS BF H R ER SO BB IBB HBP BLK WP HR S P ERA WHIP	IP WLS BF H R ER SO BB IBB HBP BLK WP HR S P ERA WHIP	IP WLS BF H R ER SO BB IBB HBP BLK WP HR S P ERA WHIP	IP WLS BF H R ER SO BB IBB HBP BLK WP HR S P ERA WHIP	IP WLS BF H R ER SO BB IBB HBP BLK WP HR S P ERA WHIP	IP WLS BF H R ER SO BB IBB HBP BLK WP HR S P ERA WHIP
Gaylord Perry, R ERA: 3.55 Frank Linzy, R ERA: 1.69 (1, 1) (8, 1)	7.0 L 30 7 4 3 11 0 0 0 0 0 1 51 55 3.86 1.000	1.0 5 1 0 0 0 0 0 1 0 0 0 0 4 8 0.00 1.000														

BOTTOM

San Francisco Giants @ Cincinnati Reds
Crosley Field, Cincinnati, OH
Fri Jun 04 1965, 7:05 PM EDT
Att. 15,668 - Unknown

livebaseballscorecards.com

AB	32
R	4
H	8
RBI	3
BB	2
SO	11
LOB	14



WP: 0	PA: 36
PB: 1	
SB: 1	
CS: 0	

Batter	1	2	3	4	5	6	7	8	9	AB R H RBI BB SO LOB	TOP
Dick Schofield, S (1, 6) OBP: 0.350, SLG: 0.325	0-0 BB 1B 1B		0-0 FC3-6 1B		0-0 G4-6-3 1-2f			0-3 K		4 0 2 0 0 1 1	San Francisco Giants @ Cincinnati Reds Crosley Field, Cincinnati, OH Sat Jun 05 1965, 7:05 PM EDT Att. 25,262 - Unknown livebaseballscorecards.com
Matty Alou, L (1, 7) OBP: 0.277, SLG: 0.317	0-0 BB 1-2 1B		0-3 K		0-0 4-3			0-3 K		4 0 1 0 0 2 1	
Willie McCovey, L (1, 3) OBP: 0.428, SLG: 0.616	4-0 BB 1-2 2-3 BB		0-0 FC3-6 1-2f				0-0 F8		0-0 F7	3 0 0 0 1 0 1	
Willie Mays, R (1, 8) OBP: 0.399, SLG: 0.689	0-0 F2		0-0 1-3				0-3 K		0-0 F2	4 0 0 0 0 1 4	
Jim Ray Hart, R (1, 5) OBP: 0.293, SLG: 0.431	0-3 K				0-0 F2		0-0 F9		0-0 6-3	4 0 0 0 0 1 3	
Jesus Alou, R (1, 9) OBP: 0.335, SLG: 0.459	0-0 F3				4-0 BB		0-0 G3 SF8 2B		0-0 1B	3 1 2 0 1 0 3	
Tom Haller, L (1, 2) OBP: 0.362, SLG: 0.331		0-0 3-1			0-0 F5		0-0 G3 2-3		0-0 6-3	4 0 0 0 0 0 3	
Hal Lanier, R (1, 4) OBP: 0.267, SLG: 0.292 Jim Davenport, R (7, PH) OBP: 0.317, SLG: 0.382 (7, 4)		0-0 6-3			0-3 K		0-0 SF8 3-H			2 0 0 0 0 1 1 0 0 0 1 0 0 0	
Juan Marichal, R (1, 1) OBP: 0.222, SLG: 0.206		0-3 K			0-0 G4-6-3 1B		0-3 K			3 0 1 0 0 2 0	
Inning Stats	R: 0 H: 2 E: 0 LOB: 3 K: 1 BB: 1 S: 7 P: 11	R: 0 H: 0 E: 0 LOB: 0 K: 1 BB: 0 S: 5 P: 5	R: 0 H: 1 E: 0 LOB: 1 K: 1 BB: 1 S: 6 P: 6	R: 0 H: 0 E: 0 LOB: 1 K: 1 BB: 1 S: 5 P: 9	R: 0 H: 1 E: 0 LOB: 0 K: 0 BB: 0 S: 3 P: 3	R: 0 H: 0 E: 0 LOB: 0 K: 1 BB: 0 S: 5 P: 5	R: 1 H: 1 E: 0 LOB: 0 K: 1 BB: 0 S: 6 P: 6	R: 0 H: 0 E: 0 LOB: 0 K: 2 BB: 0 S: 7 P: 7	R: 0 H: 1 E: 0 LOB: 1 K: 0 BB: 0 S: 4 P: 4	1B: 5 SF: 1 2B: 1 SAC: 0 3B: 0 DP: 1 HR: 0 HBP: 0	WP: 0 PA: 34 PB: 0 SB: 0 CS: 0
PITCHER Jim Maloney, R (1, 1) ERA: 2.22 Gerry Arrigo, L (9, 1) ERA: 4.08	IP WLS BF H R ER SO BB IBB HBP BLK WP HR S P ERA WHIP										
	8.0 L 30 5 1 1 8 2 0 0 0 0 0 0 44 52 1.12 0.875										
	1.0 4 1 0 0 0 0 0 0 0 0 0 0 4 4 0.00 1.000										



Batter	1	2	3	4	5	6	7	8	9	AB	R	H	RBI	BB	SO	LOB																		
Tommy Harper, R (1, 7) OBP: 0.369, SLG: 0.411	0-0 F4		0-0 F9			0-0 6-3		0-0 1B		4	0	1	0	0	0	1																		
Pete Rose, S (1, 4) OBP: 0.366, SLG: 0.404	0-3 K		0-0 6-3			0-0 F7		0-0 4-3		4	0	0	0	0	1	2																		
Vada Pinson, L (1, 8) OBP: 0.369, SLG: 0.530	0-0 3B			0-0 F8		0-0 F7			0-0 4-3	4	0	1	0	0	0	0																		
Frank Robinson, R (1, 9) OBP: 0.381, SLG: 0.509	0-0 6-3			0-3 K		0-3 K		0-0 6-3	0-0 5-3	4	0	0	0	0	1	1																		
Gordy Coleman, L (1, 3) OBP: 0.395, SLG: 0.564		0-3 K		0-3 K			0-0 F4		0-3 K	4	0	0	0	0	3	0																		
Deron Johnson, R (1, 5) OBP: 0.321, SLG: 0.520		0-0 6-3			0-0 1-3		0-0 FC6-4 1B			3	0	1	0	0	0	0																		
Don Pavletich, R (1, 2) OBP: 0.415, SLG: 0.596		0-3 K			0-0 1B		0-0 FC6-4 1-2f			3	0	1	0	0	1	1																		
Leo Cardenas, R (1, 6) OBP: 0.313, SLG: 0.347			0-0 1-3 1B		0-0 F5			0-3 K		3	0	1	0	0	1	1																		
Jim Maloney, L (1, 1) OBP: 0.346, SLG: 0.273			0-0 1-3		0-3 K			0-3 K2-3		2	0	0	0	0	1	2																		
Marty Keough, L (8, PH) OBP: 0.364, SLG: 0.125										1	0	0	0	0	1	0																		
Gerry Arrigo, L (9, 1) OBP: 0.333, SLG: 0.833			1-2							0	0	0	0	0	0	0																		
Inning Stats	R: 0 E: 0 K: 1 S: 6	H: 1 LOB: 1 BB: 0 P: 6	R: 0 E: 0 K: 2 S: 7	H: 0 LOB: 0 BB: 0 P: 7	R: 0 E: 0 K: 0 S: 4	H: 1 LOB: 1 BB: 0 P: 4	R: 0 E: 0 K: 2 S: 7	H: 0 LOB: 0 BB: 0 P: 7	R: 0 E: 0 K: 1 S: 6	H: 1 LOB: 1 BB: 0 P: 6	R: 0 E: 0 K: 0 S: 3	H: 0 LOB: 0 BB: 0 P: 3	R: 0 E: 0 K: 0 S: 4	H: 1 LOB: 1 BB: 0 P: 4	R: 0 E: 0 K: 2 S: 8	H: 1 LOB: 1 BB: 0 P: 8	R: 0 E: 0 K: 1 S: 5	H: 0 LOB: 0 BB: 0 P: 5	1B: 4 2B: 0 3B: 1 HR: 0	SF: 0 SAC: 0 DP: 0 HBP: 0	WP: 0 PB: 0 SB: 0 CS: 0	PA: 32												
PITCHER Juan Marichal, R (1, 1) ERA: 2.02	IP 9.0	WLS W	BF 32	H 5	R 0	ER 0	SO 9	BB 0	IBB 0	HBP 0	BLK 0	WP 0	HR 0	S 50	P 50	ERA 0.00	WHIP 0.556																	
																	PITCHER	IP	WLS	BF	H	R	ER	SO	BB	IBB	HBP	BLK	WP	HR	S	P	ERA	WHIP

BOTTOM

San Francisco Giants @ Cincinnati Reds
Crosley Field, Cincinnati, OH
Sat Jun 05 1965, 7:05 PM EDT
Att. 25,262 - Unknown

livebaseballscorecards.com

AB 32
R 0
H 5
RBI 0
BB 0
SO 9
LOB 8



Batter	1	2	3	4	5	6	7	8	9	AB R H RBI BB SO LOB	TOP
Dick Schofield, S (1, 6) OBP: 0.348, SLG: 0.323	0-0 1B 1B 1B	0-0 4-3			0-0 F7		0-0 1-3			4 0 1 0 0 0 2	San Francisco Giants @ Cincinnati Reds Crosley Field, Cincinnati, OH Sun Jun 06 1965, 3:33 AM EDT Att. 16,899 - Unknown livebaseballscorecards.com
Matty Alou, L (1, 7) OBP: 0.283, SLG: 0.318	0-0 1B 1-2 1B		0-0 F4		0-3 K			4-0 BB BB	3 0 1 0 1 1 0		
Willie McCovey, L (1, 3) OBP: 0.429, SLG: 0.611	0-0 F5		0-0 6-3			0-0 G5-3 1B 1B		4-0 BB 1-2 BB	3 0 1 0 1 0 2		
Willie Mays, R (1, 8) OBP: 0.396, SLG: 0.678	0-3 K		4-0 BB		0-0 F7			0-0 F2	3 0 0 0 1 1 5		
Jim Ray Hart, R (1, 5) OBP: 0.297, SLG: 0.432	0-0 1B 1-2 2-3 1B		0-0 F9		0-0 1B		0-0 F9		4 0 2 0 0 0 3		
Jesus Alou, R (1, 9) OBP: 0.329, SLG: 0.451	0-0 F3			0-3 K		0-0 G5-3 2-3f		0-0 F6	4 0 0 0 0 1 7		
Tom Haller, L (1, 2) OBP: 0.359, SLG: 0.322		4-0 BB BB BB FC1-6 BB		0-0 3-1			0-0 F9		0-0 5-3	3 0 0 0 1 0 0	
Jim Davenport, R (1, 4) OBP: 0.314, SLG: 0.367			0-0 F9		0-0 6-3		4-0 BB BB BB BB		0-0 F7	3 0 0 0 1 0 1	
Bill Hands, R (1, 1) Bobby Bolin, R (3, 1) Ron Herbel, R (5, 1) Len Gabrielson, L (7, PH) Bill Henry, L (7, 1) Cap Peterson, R (9, PH)		0-0 FC1-6 1-2f			0-3 K		0-0 F3		0-0 1-3	1 0 0 0 0 0 0 1 1 0 0 0 0 0 1 0 0 0 0 0 0 0 0 0 1 0 0 0 0 0 0 1 0 0 0 0 0 0 0 0 1 0 0 0 0 0 0 0	
Inning Stats	R: 0 H: 3 E: 0 LOB: 3 K: 1 BB: 0 S: 8 P: 8	R: 0 H: 0 E: 0 LOB: 1 K: 0 BB: 1 S: 3 P: 7	R: 0 H: 0 E: 0 LOB: 1 K: 0 BB: 1 S: 3 P: 7	R: 0 H: 0 E: 0 LOB: 0 K: 1 BB: 0 S: 5 P: 5	R: 0 H: 0 E: 0 LOB: 0 K: 2 BB: 0 S: 7 P: 7	R: 0 H: 2 E: 0 LOB: 1 K: 0 BB: 0 S: 4 P: 4	R: 0 H: 0 E: 0 LOB: 1 K: 0 BB: 1 S: 3 P: 7	R: 0 H: 0 E: 0 LOB: 2 K: 0 BB: 2 S: 3 P: 11	R: 0 H: 0 E: 0 LOB: 0 K: 0 BB: 0 S: 3 P: 3	1B: 5 SF: 0 2B: 0 SAC: 0 3B: 0 DP: 1 HR: 0 HBP: 0	WP: 0 PA: 36 PB: 0 SB: 0 CS: 0
PITCHER Sammy Ellis, R (1, 1) ERA: 3.64	IP WLS BF H R ER SO BB IBB HBP BLK WP HR S P ERA WHIP										



Batter	1	2	3	4	5	6	7	8	9	AB	R	H	RBI	BB	SO	LOB
Tommy Harper, R OBP: 0.370, SLG: 0.417 (1, 7)	0-0 1-3	0-0 F6		0-3 K		0-0 CS 1B		0-0 1-H 1B 2B		5	1	2	1	0	1	2
Pete Rose, S OBP: 0.366, SLG: 0.404 (1, 4)	0-0 BB 1B		0-0 F8	0-0 4-3		0-0 1-2 5-3		0-0 3-H 1B		5	1	2	1	0	0	1
Vada Pinson, L OBP: 0.369, SLG: 0.529 (1, 8)	4-0 1B 1-2 BB		0-0 2B	0-0 F5		0-0 F7		0-0 F5		4	1	1	0	1	0	1
Frank Robinson, R OBP: 0.379, SLG: 0.503 (1, 9)	0-3 K		0-0 6-3		0-0 1B FC1-2-5-1 1B		0-0 F9			4	0	1	0	0	1	3
Gordy Coleman, L OBP: 0.410, SLG: 0.571 Tony Perez, R OBP: 0.302, SLG: 0.494 (1, 3) (7, PH) (8, 3)	0-0 1-H 2-H 1B		4-0 2B 1B IBB		0-0 FC1-2-5-1 1-3 1B		0-0 F8			2	1	2	1	1	0	0
Deron Johnson, R OBP: 0.320, SLG: 0.520 (1, 5)		0-3 K	0-0 1B 2B		0-0 FC1-2-5-1 1-3 3-H		0-0 F3			4	1	1	1	0	1	2
Don Pavletich, R OBP: 0.435, SLG: 0.593 (1, 2)		4-0 1B BB	0-0 FC5 2-H 3-H 1B		4-0 IBB		0-0 F9			2	0	1	2	2	0	0
Leo Cardenas, R OBP: 0.317, SLG: 0.346 (1, 6)		0-3 K	4-0 IBB		0-3 K		0-0 2B 1B			3	1	1	0	1	2	4
Sammy Ellis, L OBP: 0.162, SLG: 0.194 (1, 1)	0-0 1-2 1B		0-0 FC5 2-3f		0-0 4-3		0-0 F5			4	0	1	0	0	0	6

Inning Stats	R: 1	H: 2	E: 0	K: 1	S: 6	H: 2	LOB: 2	BB: 1	P: 10	R: 0	H: 1	E: 0	K: 2	S: 8	H: 3	LOB: 2	BB: 1	P: 12	R: 3	H: 3	E: 0	K: 0	S: 6	H: 0	LOB: 0	BB: 0	P: 5	R: 0	H: 2	E: 0	K: 1	S: 7	H: 1	LOB: 0	BB: 0	P: 3	R: 0	H: 0	E: 0	K: 0	S: 3	H: 0	LOB: 0	BB: 0	P: 3	R: 2	H: 3	E: 0	K: 0	S: 6	H: 3	LOB: 1	BB: 0	P: 6
--------------	------	------	------	------	------	------	--------	-------	-------	------	------	------	------	------	------	--------	-------	-------	------	------	------	------	------	------	--------	-------	------	------	------	------	------	------	------	--------	-------	------	------	------	------	------	------	------	--------	-------	------	------	------	------	------	------	------	--------	-------	------

PITCHER	IP	WLS	BF	H	R	ER	SO	BB	IBB	HBP	BLK	WP	HR	S	P	ERA	WHIP
Bill Hands, R ERA: 7.71 (1, 1)	2.2	L	17	6	4	4	3	2	2	0	0	0	0	19	35	13.50	3.000
Bobby Bolin, R ERA: 1.88 (3, 1)	1.1		6	2	0	0	1	0	0	0	0	0	0	8	8	0.00	1.500
Ron Herbel, R ERA: 3.7 (5, 1)	2.0		7	1	0	0	1	0	1	0	0	0	0	8	12	0.00	0.500
Bill Henry, L ERA: 2.81 (7, 1)	2.0		9	3	2	2	0	0	0	0	0	0	0	9	9	9.00	1.500


BOTTOM

San Francisco Giants @ Cincinnati Reds
Crosley Field, Cincinnati, OH

Sun Jun 06 1965, 3:33 AM EDT
Att. 16,899 - Unknown

livebaseballscorecards.com

AB	34
R	6
H	12
RBI	6
BB	5
SO	5
LOB	19



WP	PA	ERA	WHIP
0	39		

Batter	1	2	3	4	5	6	7	8	9	AB R H RBI BB SO LOB	TOP
Dick Schofield, S (1, 6) OBP: 0.351, SLG: 0.323	1-0 HBP 2B		0-0 FC5-4 1B		0-0 5-3			0-0 6-3		3 1 1 0 0 0 0	
Jesus Alou, R (1, 9) OBP: 0.327, SLG: 0.447	0-0 2B 1B		0-0 F8		0-0 1-3			0-0 5-3		4 1 1 0 0 0 1	
Willie Mays, R (1, 8) OBP: 0.393, SLG: 0.674	0-0 PB 1-H 2-H 2B		0-0 FC5-4				0-0 F6	0-0 5-3		4 0 1 2 0 0 1	
Willie McCovey, L (1, 3) OBP: 0.426, SLG: 0.600	0-0 F5		0-0 F7			4-0 BB G3		0-0 F6		3 0 0 0 1 0 2	
Jim Ray Hart, R (1, 5) OBP: 0.296, SLG: 0.429	0-0 4-3 2-3			0-0 1B		0-0 G3		0-0 F8		4 0 1 0 0 0 2	
Len Gabrielson, L (1, 7) OBP: 0.324, SLG: 0.373	0-0 4-3			0-0 F5		0-0 F8		0-3 K		4 0 0 0 0 1 3	
Jim Davenport, R (1, 4) OBP: 0.303, SLG: 0.354		0-3 K		0-0 F9			0-0 F9			3 0 0 0 0 1 1	
Tom Haller, L (1, 2) OBP: 0.352, SLG: 0.315		0-0 F4		0-3 K			0-0 4-3			3 0 0 0 0 1 1	
Bob Shaw, R (1, 1) OBP: 0.118, SLG: 0.118		0-3 K			0-0 1-3		0-0 4-3			2 0 0 0 0 1 0	
Cap Peterson, R (7, PH) OBP: 0.361, SLG: 0.438										1 0 0 0 0 0 0	
Frank Linzy, R (7, 1)										0 0 0 0 0 0 0	
Inning Stats	R: 2 H: 2 E: 0 LOB: 1 K: 0 BB: 0 S: 5 P: 6	R: 0 H: 0 E: 0 LOB: 0 K: 2 BB: 0 S: 7 P: 7	R: 0 H: 1 E: 0 LOB: 1 K: 0 BB: 0 S: 4 P: 4	R: 0 H: 1 E: 0 LOB: 1 K: 1 BB: 0 S: 6 P: 6	R: 0 H: 0 E: 0 LOB: 0 K: 0 BB: 0 S: 3 P: 3	R: 0 H: 0 E: 0 LOB: 1 K: 0 BB: 1 S: 3 P: 7	R: 0 H: 0 E: 0 LOB: 0 K: 0 BB: 0 S: 3 P: 3	R: 0 H: 0 E: 0 LOB: 0 K: 0 BB: 0 S: 3 P: 3	R: 0 H: 0 E: 0 LOB: 0 K: 1 BB: 0 S: 5 P: 5	1B: 3 SF: 0 2B: 1 SAC: 0 3B: 0 DP: 0 HR: 0 HBP: 1	WP: 0 PA: 33 PB: 1 SB: 0 CS: 0
PITCHER Galen Cisco, R (1, 1) ERA: 6.86	IP WLS BF H R ER SO BB IBB HBP BLK WP HR S P ERA WHIP	8.0 L 30 4 2 2 3 1 0 1 0 0 0 0 34 39 2.25 0.625									
Larry Bearnarth, R (9, 1) ERA: 3.14	IP WLS BF H R ER SO BB IBB HBP BLK WP HR S P ERA WHIP	1.0 3 0 0 0 1 0 0 0 0 0 0 0 5 5 0.00 0.000									

San Francisco Giants @ New York Mets
 Shea Stadium, Flushing, NY
 Tue Jun 08 1965, 7:05 PM EDT
 Att. 34,659 - Unknown

AB	31
R	2
H	4
RBI	2
BB	1
SO	4
LOB	11



WP: 0	PA: 33
PB: 1	
SB: 0	
CS: 0	

livebaseballscorecards.com

Batter	1	2	3	4	5	6	7	8	9	AB R H RBI BB SO LOB	TOP		
Dick Schofield, S (1, 6) OBP: 0.354, SLG: 0.323	4-0 HR BB		0-0 F6			0-0 1-3		0-0 BB 1B 1B		3 2 1 0 1 0 0			
Jesus Alou, R (1, 9) OBP: 0.321, SLG: 0.439	0-0 F7		0-3 K			0-0 F8		0-0 F6		4 0 0 0 0 1 3			
Willie Mays, R (1, 8) OBP: 0.395, SLG: 0.686	0-0 1-H HR			0-3 K		0-0 F7		0-0 1B BB 1B		4 1 2 3 0 1 0			
Willie McCovey, L (1, 3) OBP: 0.422, SLG: 0.590	0-0 4-3			0-3 K			0-0 3-1	4-0 1B BB		3 0 0 0 1 1 0			
Jim Ray Hart, R (1, 5) Hal Lanier, R (8, 4) OBP: 0.300, SLG: 0.430 OBP: 0.267, SLG: 0.292	0-3 K			0-3 K			0-0 BB 1B	0-0 1B		4 0 2 1 0 2 0 0 0 0 0 0 0 0			
Len Gabrielson, L (1, 7) Cap Peterson, R (8, PH) Matty Alou, L (8, 7) OBP: 0.338, SLG: 0.393 OBP: 0.351, SLG: 0.424 OBP: 0.283, SLG: 0.318		0-0 L4-6 2B			0-0 F7		4-0 1-2 BB G6-4-3	0-0 F7		2 0 1 0 1 0 0 1 0 0 0 0 0 3 0 0 0 0 0 0 0			
Jim Davenport, R (1, 4) OBP: 0.280, SLG: 0.337		0-0 L4-6			0-0 E9 G3		0-0 G6-4-3		0-0 F9	4 0 0 0 0 0 3	AB 32 R 4 H 6 RBI 4 BB 3 SO 8 LOB 11		
Tom Haller, L (1, 2) OBP: 0.342, SLG: 0.305		0-0 F5			0-0 G3			0-0 4-3	0-3 K	4 0 0 0 0 1 1			
Gaylord Perry, R (1, 1) OBP: 0.150, SLG: 0.105			0-0 3-1		0-3 K			1-0 1B HBP	0-3 K	3 1 0 0 0 2 1			
Inning Stats	R: 2 H: 1 E: 0 LOB: 0 K: 1 BB: 1 S: 6 P: 10	R: 0 H: 1 E: 0 LOB: 0 K: 0 BB: 0 S: 3 P: 3	R: 0 H: 0 E: 0 LOB: 0 K: 1 BB: 0 S: 5 P: 5	R: 0 H: 0 E: 0 LOB: 0 K: 3 BB: 0 S: 9 P: 9	R: 0 H: 0 E: 1 LOB: 1 K: 1 BB: 0 S: 6 P: 6	R: 0 H: 0 E: 0 LOB: 0 K: 0 BB: 0 S: 3 P: 3	R: 0 H: 1 E: 0 LOB: 1 K: 0 BB: 1 S: 3 P: 7	R: 2 H: 3 E: 0 LOB: 3 K: 0 BB: 1 S: 6 P: 11	R: 0 H: 0 E: 0 LOB: 0 K: 2 BB: 0 S: 7 P: 7	1B: 4 SF: 0 2B: 2 SAC: 0 3B: 0 DP: 2 HR: 1 HBP: 1	WP: 0 PA: 36 PB: 0 SB: 0 CS: 0		
PITCHER	IP WLS BF H R ER SO BB IBB HBP BLK WP HR S P ERA WHIP											PITCHER	IP WLS BF H R ER SO BB IBB HBP BLK WP HR S P ERA WHIP
Jack Fisher, R (1, 1) ERA: 3.28	7.2 L 32 6 4 4 6 3 0 1 0 0 0 1 40 53 4.70 1.174												
Larry Miller, L (8, 1) ERA: 15.43	1.1 4 0 0 0 2 0 0 0 0 0 0 0 8 8 0.00 0.000												

San Francisco Giants @ New York Mets
Shea Stadium, Flushing, NY
Wed Jun 09 1965, 7:05 PM EDT
Att. 37,660 - Unknown

livebaseballscores.com

Batter	1	2	3	4	5	6	7	8	9	AB R H RBI BB SO LOB	TOP											
Dick Schofield, S OBP: 0.352, SLG: 0.322 (1, 6)	0-0 FC4-6 1B		0-0 F7		0-0 G3-6-3			0-0 4-3		4 0 1 0 0 0 2												
Jesus Alou, R OBP: 0.320, SLG: 0.449 (1, 9)	0-0 FC4-6 G1-4-3 1-2f			0-0 HR		0-0 6-3			0-0 1-3	4 1 1 1 0 0 1												
Willie Mays, R OBP: 0.393, SLG: 0.677 (1, 8)	0-0 G1-4-3 1-2f			0-3 K		0-0 1-3			0-0 BB 1B HBP 1B	4 1 1 0 0 1 1												
Willie McCovey, L OBP: 0.419, SLG: 0.580 (1, 3)		0-0 G3		4-0 G1-4-3 BB		0-0 F8			0-0 F3	3 0 0 0 1 0 1												
Jim Ray Hart, R OBP: 0.296, SLG: 0.423 (1, 5)		0-0 F9		0-0 G1-4-3 1-2f			0-0 5-3		0-0 HBP BB 1-2 1B	3 0 0 0 0 0 1 1 0 1 0 0 0 0												
Hal Lanier, R OBP: 0.271, SLG: 0.297 (8, 4)									4-0 HBP BB 1-2 2-3 1B	3 0 1 0 1 0 0												
Len Gabrielson, L OBP: 0.347, SLG: 0.422 (1, 7)		0-0 3B				0-0 5-3		0-0 F7	1-0 HBP BB 1-2 2-3 1B	3 0 1 0 1 0 0												
Jim Davenport, R OBP: 0.289, SLG: 0.371 (1, 4)		0-0 5-3				0-0 HR		0-0 6-3	1-2 2-3 3-H HBP	3 1 1 2 0 0 1												
Tom Haller, L OBP: 0.340, SLG: 0.303 (1, 2)			0-0 F3		0-0 SH 1B			0-0 4-3	0-0 F6	4 0 1 0 0 0 3												
Juan Marichal, R OBP: 0.211, SLG: 0.194 (1, 1)			0-0 5-3		0-0 SH G3-6-3 1-2			0-0 F2		2 0 0 0 0 0 0												
Inning Stats	R: 0 E: 0 K: 0 S: 3	H: 1 LOB: 0 BB: 0 P: 3	R: 0 E: 0 K: 0 S: 4	H: 1 LOB: 1 BB: 0 P: 4	R: 0 E: 0 K: 0 S: 3	H: 0 LOB: 0 BB: 0 P: 3	R: 1 E: 0 K: 1 S: 5	H: 1 LOB: 0 BB: 1 P: 9	R: 1 E: 1 K: 0 S: 5	H: 2 LOB: 1 BB: 0 P: 5	R: 0 E: 0 K: 0 S: 3	H: 0 LOB: 0 BB: 0 P: 3	R: 0 E: 0 K: 0 S: 3	H: 0 LOB: 0 BB: 0 P: 3	R: 0 E: 0 K: 0 S: 3	H: 0 LOB: 0 BB: 0 P: 3	R: 1 E: 0 K: 0 S: 5	H: 2 LOB: 3 BB: 1 P: 10	1B: 4 2B: 0 3B: 1 HR: 2	SF: 0 SAC: 1 DP: 3 HBP: 1	WP: 0 PB: 0 SB: 0 CS: 0	PA: 35
PITCHER	IP WLS BF H R ER SO BB IBB HBP BLK WP HR S P ERA WHIP																					
Gary Kroll, R ERA: 5.09 (1, 1)	4.1 L 18 5 2 2 1 1 0 0 0 0 0 2 19 23 4.15 1.385																					
Frank Lary, R ERA: 3.16 (5, 1)	3.2 10 0 0 0 0 0 0 0 0 0 0 0 10 10 0.00 0.000																					
Larry Beamrath, R ERA: 3.34 (9, 1)	1.0 7 2 1 1 0 1 0 1 0 0 0 0 5 10 9.00 3.000																					

San Francisco Giants @ New York Mets
 Shea Stadium, Flushing, NY
 Thu Jun 10 1965, 7:05 PM EDT
 Att. 24,458 - Unknown

AB	31
R	3
H	7
RBI	3
BB	2
SO	1
LOB	10



Batter	1	2	3	4	5	6	7	8	9
Chuck Hiller, L (1, 4) <small>OBP: 0.238, SLG: 0.325</small>	0-0 F8			0-0 1B		0-0 F8		0-0 1B	
Roy McMillan, R (1, 6) <small>OBP: 0.275, SLG: 0.310</small>	0-0 6-3			0-0 F8		0-3 K		0-0 6-3	
Ed Kranepool, L (1, 3) <small>OBP: 0.377, SLG: 0.500</small>	0-3 K			0-0 F7			0-0 1-3		0-0 4-3
Johnny Lewis, L (1, 9) <small>OBP: 0.345, SLG: 0.419</small>		0-3 K		0-0 G3			0-0 1B 2B		0-0 G5-4-3 1B
Charley Smith, R (1, 5) <small>OBP: 0.287, SLG: 0.445</small>		0-0 L6			0-0 1B 1B		0-0 FC5-4 1B		0-0 G5-4-3
Joe Christopher, R (1, 7) <small>OBP: 0.319, SLG: 0.333</small>		0-0 F9			0-0 G4-6-3 1B		0-3 K		
Billy Cowan, R (1, 8) <small>OBP: 0.239, SLG: 0.273</small>			0-0 F7		0-0 F8		0-0 FC5-4		
Chris Cannizzaro, R (1, 2) <small>OBP: 0.245, SLG: 0.188</small> Jesse Gonder, L (5, 2) <small>OBP: 0.338, SLG: 0.458</small>			0-0 4-3		0-0 G4-6-3			0-0 F3	
Gary Kroll, R (1, 1) <small>OBP: 0.176, SLG: 0.235</small> Frank Lary, R (5, 1) <small>OBP: 0.200, SLG: 0.200</small> Danny Napoleon, R (8, PH) <small>OBP: 0.278, SLG: 0.250</small> Larry Bearmarth, R (9, 1) <small>OBP: 0.200, SLG: 0.400</small>			0-3 K			0-3 K		0-0 F8	


Inning Stats	R: 0	H: 0	E: 0	K: 1	S: 5	R: 0	H: 0	E: 0	K: 1	S: 5	R: 0	H: 0	E: 0	K: 1	S: 5	R: 0	H: 1	E: 0	K: 0	S: 4	R: 0	H: 2	E: 0	K: 0	S: 4	R: 0	H: 0	E: 0	K: 2	S: 7	R: 0	H: 2	E: 0	K: 1	S: 7	R: 0	H: 1	E: 0	K: 0	S: 4	R: 0	H: 1	E: 0	K: 0	S: 3						
	0	0	0	1	5	0	0	0	0	5	0	0	0	0	5	0	1	0	0	4	0	2	0	0	0	4	0	0	0	7	0	2	0	7	0	1	0	4	0	3	0	0	0	0	0	0	0	0	0	0	0

PITCHER	IP	WLS	BF	H	R	ER	SO	BB	IBB	HBP	BLK	WP	HR	S	P	ERA	WHIP
Juan Marichal, R (1, 1) <small>ERA: 1.85</small>	9.0	W	32	7	0	0	6	0	0	0	0	0	0	44	44	0.00	0.778

BOTTOM

San Francisco Giants @ New York Mets
 Shea Stadium, Flushing, NY
 Thu Jun 10 1965, 7:05 PM EDT
 Att. 24,458 - Unknown

AB	32
R	0
H	7
RBI	0
BB	0
SO	6
LOB	13



WP: 0	PA: 32
PB: 0	SB: 0
CS: 0	

Batter	1	2	3	4	5	6	7	8	9	AB R H RBI BB SO LOB	TOP									
Dick Schofield, S OBP: 0.353, SLG: 0.324 (1, 6) X	0-0 4-3		0-0 1B HR 1B		0-0 BB BB 1B	0-3 K			0-0 G6-4-3 1-2f	5 1 2 0 0 1 3	San Francisco Giants @ Pittsburgh Pirates Forbes Field, Pittsburgh, PA Fri Jun 11 1965, 7:05 PM EDT Att. 24,708 - Unknown									
Jesus Alou, R OBP: 0.326, SLG: 0.450 (1, 9) H	1-0 HBP		0-0 1-3 HR 1B		0-3 K		0-0 5-3	0-0 1B 1B	4 1 2 0 0 1 1											
Willie Mays, R OBP: 0.402, SLG: 0.692 (1, 8) X	0-0 F5		0-0 1-H 3-H HR		4-0 BB 1-2 BB		4-0 BB	0-0 1-3 1B	3 1 2 3 2 0 1											
Willie McCovey, L OBP: 0.414, SLG: 0.567 (1, 3) X	0-0 F7		0-0 4-3		4-0 FC4-6 1-2 2-3 BB		0-3 K	0-0 G3	4 0 0 0 1 1 4											
Jim Ray Hart, R OBP: 0.295, SLG: 0.420 (1, 5) X		0-0 E9 4-3 1B	0-0 F8		0-0 FC4-6 1-2f		0-3 K		4 0 1 0 0 1 4											
Len Gabrielson, L OBP: 0.359, SLG: 0.433 (1, 7) X		0-0 6-3		0-0		0-0 F9 BB 1B		0-0 6-3	3 0 2 0 0 0 1											
Ron Herbel, R OBP: 0.071, SLG: 0.071 (6, 1) X				0-0 G6-4-3 1B					0 0 0 0 0 0 0											
Hal Lanier, R OBP: 0.269, SLG: 0.295 (8, PH) X									1 0 0 0 0 0 0											
Jack Sanford, R OBP: 0.190, SLG: 0.105 (8, 1) X									0 0 0 0 0 0 0											
Jim Davenport, R OBP: 0.287, SLG: 0.359 (1, 4) X		0-0 4-3 2-3		0-0 G6-4-3 1-2f		4-0 BB 1-2 BB		0-0 F8	3 0 0 0 1 0 2											
Tom Haller, L OBP: 0.335, SLG: 0.299 (1, 2) X		0-0 F9		0-0 F8		0-0 F9 2-3		0-0 F9	2 0 0 0 0 0 1											
Jack Hiatt, R OBP: 0.333, SLG: 0.414 (6, 2) X									2 0 0 0 0 0 2											
Bill Hands, R (1, 1) X			0-0 4-3		0-0 B1	0-0 F8			0 0 0 0 0 0 0											
Bobby Bolin, R OBP: 0.222, SLG: 0.222 (3, PH) X									0 0 0 0 0 0 0											
Bob Schroder, L (3, PH) X									1 0 0 0 0 0 0											
Masanori Murakami, L (3, 1) X									1 0 0 0 0 0 0											
Cap Peterson, R OBP: 0.359, SLG: 0.412 (6, PH) X								4-0 G6-4-3 BB	1 0 0 0 1 0 2											
Cap Peterson, R OBP: 0.359, SLG: 0.412 (6, 7) X									0 0 0 0 0 0 0											
Inning Stats	R: 0 E: 0 K: 0 S: 3	H: 0 LOB: 1 BB: 0 P: 4	R: 0 E: 1 K: 0 S: 4	H: 1 LOB: 1 BB: 0 P: 4	R: 3 E: 0 K: 0 S: 6	H: 3 LOB: 0 BB: 0 P: 6	R: 0 E: 0 K: 0 S: 3	H: 1 LOB: 0 BB: 0 P: 3	R: 0 E: 0 K: 1 S: 6	H: 1 LOB: 3 BB: 2 P: 14	R: 0 E: 0 K: 1 S: 7	H: 0 LOB: 1 BB: 1 P: 11	R: 0 E: 0 K: 0 S: 3	H: 0 LOB: 0 BB: 0 P: 3	R: 0 E: 0 K: 0 S: 4	H: 2 LOB: 2 BB: 1 P: 8	1B: 8 2B: 0 3B: 0 HR: 1	SF: 0 SAC: 0 DP: 2 HBP: 1	WP: 0 PB: 0 SB: 0 CS: 0	PA: 40
PITCHER	IP WLS BF H R ER SO BB IBB HBP BLK WP HR S P ERA WHIP																			
Don Cardwell, R ERA: 3.86 (1, 1)	5.0 W 24 7 3 3 1 2 0 1 0 0 0 1 23 32 5.40 1.800																			
Don Schwall, R ERA: 4.67 (6, 1)	0.0 1 0 0 0 0 1 0 0 0 0 0 0 0 4 ∞ ∞																			
Frank Carpin, L ERA: (6, 1)	4.0 S 15 2 0 0 3 2 0 0 0 0 0 0 19 27 0.00 1.000																			

AB	34
R	3
H	9
RBI	3
BB	5
SO	4
LOB	21



livebaseballscorecards.com

Batter	1	2	3	4	5	6	7	8	9
Bob Bailey, R (1, 5) OBP: 0.352, SLG: 0.351 Jose Pagan, R (6, 5) OBP: 0.266, SLG: 0.250	0-0 FC4-6 1B 3B 1B	0-0 5-3			0-0 2B		0-0 5-3		
Bill Virdon, L (1, 8) OBP: 0.333, SLG: 0.368	0-0 FC4-6 1-2 1B	0-3 K			0-0 F9			0-0 1B 1B	
Roberto Clemente, R (1, 9) OBP: 0.359, SLG: 0.437	0-0 FC4-6 1-2f 2-3 3B		0-3 K		4-0 IBB			0-0 FC6-4 1-3 1B	
Willie Stargell, L (1, 7) OBP: 0.340, SLG: 0.586	0-0 SF8 1-H 3-H 3B		0-3 K		0-3 K			0-3 K	
Donn Clendenon, R (1, 3) OBP: 0.371, SLG: 0.477	0-0 SF8		0-3 K			0-0 E4 CS		0-3 K	
Bill Mazeroski, R (1, 4) OBP: 0.317, SLG: 0.385	0-0 F3			0-0 G3		0-3 K 1-2		0-0 FC6-4 1-2f	
Gene Alley, R (1, 6) OBP: 0.325, SLG: 0.415		0-0 HR 1B		0-0 5-3		0-3 K			
Jim Pagliaroni, R (1, 2) OBP: 0.323, SLG: 0.410		0-0 HR		0-0 F7			0-0 6-3		
Don Cardwell, R (1, 1) OBP: 0.174, SLG: 0.182 Don Schwall, R (6, 1) Frank Carpin, L (6, 1)		0-3 K			0-3 K		0-0 F7		

AB	R	H	RBI	BB	SO	LOB
3	1	2	0	0	0	0
1	0	0	0	0	0	0
4	0	2	0	0	1	1
3	1	1	0	1	1	2
4	1	1	2	0	3	4
3	0	0	1	0	2	2
4	0	0	0	0	1	3
3	1	1	0	0	1	0
3	1	1	2	0	0	0
2	0	0	0	0	2	0
0	0	0	0	0	0	0
1	0	0	0	0	0	0

BOTTOM

San Francisco Giants @ Pittsburgh Pirates
Forbes Field, Pittsburgh, PA
 Fri Jun 11 1965, 7:05 PM EDT
 Att. 24,708 - Unknown

livebaseballscorecards.com

AB	31
R	5
H	8
RBI	5
BB	1
SO	11
LOB	12



1B: 5	SF: 1
2B: 2	SAC: 0
3B: 1	DP: 1
HR: 1	HBP: 0

Inning	R	H	E	K	S	P	BB	IBB	HBP	BLK	WP	HR	S	P	ERA	WHIP
1	3	3	0	6	6											
2	2	2	0	9	9											
3	0	0	0	9	9											
4	0	0	0	3	3											
5	0	1	0	8	12											
6	1	0	0	7	7											
7	0	0	0	3	3											
8	0	2	0	9	9											
9	0	0	0	0	0											

PITCHER	IP	WLS	BF	H	R	ER	SO	BB	IBB	HBP	BLK	WP	HR	S	P	ERA	WHIP
Bill Hands, R (1, 1) ERA: 12.6	0.1	L	4	3	3	3	0	0	0	0	0	0	0	4	4	81.00	9.000
Bobby Bolin, R (1, 1) ERA: 2.25	1.2		7	2	2	2	2	0	0	0	0	0	1	11	11	10.80	1.200
Masanori Murakami, L (3, 1) ERA: 7.11	3.0		11	1	0	0	5	0	1	0	0	0	0	20	24	0.00	0.333
Ron Herbel, R (6, 1) ERA: 3.58	2.0		6	0	0	0	2	0	0	0	0	0	0	10	10	0.00	0.000
Jack Sanford, R (8, 1) ERA: 4.11	1.0		5	2	0	0	2	0	0	0	0	0	0	9	9	0.00	2.000

WP	PA	ERA	WHIP
0	33		
0			
0			
1			

Batter	1	2	3	4	5	6	7	8	9	AB R H RBI BB SO LOB	TOP		
Dick Schofield, S (1, 6) OBP: 0.346, SLG: 0.317	0-3 K		0-0 6-3		0-0 F9		0-0 2-3			4 0 0 0 0 1 1	San Francisco Giants @ Pittsburgh Pirates Forbes Field, Pittsburgh, PA Sat Jun 12 1965, 3:33 AM EDT Att. 12,213 - Unknown livebaseballscorecards.com		
Jim Ray Hart, R (1, 5) OBP: 0.304, SLG: 0.426 Jim Davenport, R (8, 5) OBP: 0.297, SLG: 0.359	0-0 HR 1B		0-0 1B		0-0 K		0-0 1B 1B			4 2 3 0 0 1 0 0 0 0 0 0 0 0			
Willie Mays, R (1, 8) OBP: 0.404, SLG: 0.704	0-0 HR		0-0 F8		0-0 S 1B		0-0 F3			4 1 2 2 0 0 2			
Willie McCovey, L (1, 3) OBP: 0.411, SLG: 0.560	0-0 F7		0-0 F7		0-3 K 1-2		0-0 1B 1B			4 0 1 0 0 1 1			
Jesus Alou, R (1, 9) OBP: 0.325, SLG: 0.448 Matty Alou, L (2, 9) OBP: 0.290, SLG: 0.320 (8, 7)	0-0 5-3		0-0 F2		4-0 BB		0-0 G1-6-3 1B			1 0 0 0 0 0 0 2 0 1 1 1 0 0			
Len Gabrielson, L (1, 7) OBP: 0.346, SLG: 0.414 Cap Peterson, R (8, PH) OBP: 0.350, SLG: 0.400 Ken Henderson, S (8, 9)		0-0 F4		0-0 F9		0-0 3-1		0-0 G1-6-3 1B		3 0 0 0 0 0 2 1 0 0 0 0 0 2 0 0 0 0 0 0 0			
Hal Lanier, R (1, 4) OBP: 0.269, SLG: 0.299		0-0 E5 G5-4-3		0-0 F2		0-0 E 2B		0-3 K		4 1 1 0 0 1 0			
Dick Bertell, R (1, 2) OBP: 0.300, SLG: 0.239		0-0 G5-4-3 1-2f		0-0 4-3		0-0 E9 G1-6-3 1B		0-3 K		4 0 1 0 0 1 1			
Bob Shaw, R (1, 1) OBP: 0.150, SLG: 0.150 Bill Henry, L (7, 1) Frank Linzy, R (7, 1)			0-0 5-3		0-0 1B		0-0 G1-6-3 1-2f		0-0 1-3	3 0 1 0 0 0 1 0 0 0 0 0 0 0 1 0 0 0 0 0 0			
Inning Stats	R: 2 H: 2 E: 0 LOB: 0 K: 1 BB: 0 S: 7 P: 7	R: 0 H: 0 E: 1 LOB: 0 K: 0 BB: 0 S: 3 P: 3	R: 0 H: 1 E: 0 LOB: 1 K: 0 BB: 0 S: 4 P: 4	R: 0 H: 0 E: 0 LOB: 0 K: 0 BB: 0 S: 3 P: 3	R: 0 H: 1 E: 0 LOB: 1 K: 0 BB: 0 S: 4 P: 4	R: 0 H: 1 E: 0 LOB: 2 K: 2 BB: 1 S: 8 P: 12	R: 1 H: 2 E: 1 LOB: 0 K: 0 BB: 0 S: 4 P: 4	R: 1 H: 3 E: 0 LOB: 1 K: 2 BB: 0 S: 5 P: 5	R: 0 H: 0 E: 0 LOB: 0 K: 2 BB: 0 S: 7 P: 7	1B: 8 SF: 0 2B: 1 SAC: 0 3B: 0 DP: 3 HR: 1 HBP: 0		WP: 0 PA: 36 PB: 0 SB: 1 CS: 0	
PITCHER	IP WLS BF H R ER SO BB IBB HBP BLK WP HR S P ERA WHIP											PITCHER	IP WLS BF H R ER SO BB IBB HBP BLK WP HR S P ERA WHIP
Bob Friend, R (1, 1) ERA: 3.57	7.0 L 28 7 3 2 3 1 0 0 0 0 0 1 33 37 2.57 1.143												
Tommie Sisk, R (8, 1) ERA: 4.74	0.1 4 3 1 1 0 0 0 0 0 0 0 0 4 4 27.00 9.000												
Frank Carpin, L (8, 1) ERA:	0.2 1 0 0 0 0 0 0 0 0 0 0 0 1 1 0.00 0.000												
Al McBean, R (9, 1) ERA: 2.09	1.0 3 0 0 0 0 2 0 0 0 0 0 0 0 7 7 0.00 0.000												

BOTTOM

San Francisco Giants @ Pittsburgh Pirates
Forbes Field, Pittsburgh, PA
Sat Jun 12 1965, 3:33 AM EDT
Att. 12,213 - Unknown

livebaseballscorecards.com

AB	33
R	0
H	6
RBI	0
BB	1
SO	5
LOB	15



WP:	1	PA:	34
PB:	0	SB:	0
CS:	0		

AB	R	H	RBI	BB	SO	LOB
4	0	1	0	0	0	0
4	0	0	0	0	1	3
4	0	1	0	0	0	0
4	0	1	0	0	1	1
4	0	0	0	0	1	2
4	0	2	0	0	0	1
4	0	1	0	0	1	3
1	0	0	0	1	0	0
1	0	0	0	0	0	2
0	0	0	0	0	0	0
2	0	0	0	0	1	1
1	0	0	0	0	0	2
0	0	0	0	0	0	0
0	0	0	0	0	0	0
0	0	0	0	0	0	0

Batter	1	2	3	4	5	6	7	8	9
Bob Bailey, R OBP: 0.350, SLG: 0.349 (1, 5)	0-0 3-1 ①		0-0 FC4-6 1-2 1B		0-0 E6			0-0 1-3 ①	
Bill Virdon, L OBP: 0.326, SLG: 0.360 (1, 8)	0-0 F5		0-0 FC4-6 1-2f		0-3 K ③			0-0 4-3 ②	
Roberto Clemente, R OBP: 0.357, SLG: 0.433 (1, 9)	0-0 6-3 ③			0-0 FC6-4 1B				0-0 4-3 ③	
Willie Stargell, L OBP: 0.339, SLG: 0.578 (1, 7)		0-0 F8 ①		0-3 K ①			0-0 F5 ②		0-0 WP 1B
Donn Clendenon, R OBP: 0.364, SLG: 0.468 (1, 3)		0-3 K ②		0-0 FC6-4 1B 1-2f			0-0 1-3 ③		0-0 4-3 ①
Bill Mazeroski, R OBP: 0.324, SLG: 0.389 (1, 4)		0-0 F9 ③		0-0 1-3 1B			0-0 G5-3 1B 1B		0-0 1-3 ②
Gene Alley, R OBP: 0.323, SLG: 0.411 (1, 6)			0-3 K ①	0-0 F6 ③			0-0 1-2 1B		0-0 5-3 ③
Del Crandall, R OBP: 0.280, SLG: 0.246 (1, 2)			4-0 1B BB		0-0 F7 ①		0-0 F9 ①		
Jerry Lynch, L OBP: 0.400, SLG: 0.586 (7, PH)									
Jim Pagliaroni, R OBP: 0.323, SLG: 0.410 (8, 2)									
Bob Friend, R (1, 1)			0-3 K ②		0-0 F7 ②		0-0 G5-3 ③		
Gene Freese, R OBP: 0.386, SLG: 0.425 (7, PH)									
Tommie Sisk, R (8, 1)									
Frank Carpin, L (8, 1)									
Al McBean, R OBP: 0.250, SLG: 0.250 (9, 1)									

Inning Stats	R: 0	H: 0	R: 0	H: 0	R: 0	H: 1	R: 0	H: 2	R: 0	H: 0	R: 0	H: 2	R: 0	H: 0	R: 0	H: 0	R: 0	H: 1	R: 0	H: 1	1B: 6	SF: 0	WP: 1	PA: 34
	E: 0	LOB: 0	E: 0	LOB: 0	E: 0	LOB: 2	E: 0	LOB: 2	E: 1	LOB: 1	E: 0	LOB: 0	E: 0	LOB: 1	E: 0	LOB: 0	E: 0	LOB: 1	E: 0	LOB: 1	2B: 0	SAC: 0	PB: 0	
	K: 0	BB: 0	K: 1	BB: 0	K: 2	BB: 1	K: 1	BB: 0	K: 1	BB: 0	K: 0	BB: 0	K: 0	BB: 0	K: 0	BB: 0	K: 0	BB: 0	K: 0	BB: 0	3B: 0	DP: 1	SB: 0	
	S: 3	P: 3	S: 5	P: 5	S: 8	P: 12	S: 7	P: 7	S: 6	P: 6	S: 3	P: 3	S: 4	P: 4	S: 3	P: 3	S: 4	P: 4	S: 4	P: 4	HR: 0	HBP: 0	CS: 0	

PITCHER	IP	WLS	BF	H	R	ER	SO	BB	IBB	HBP	BLK	WP	HR	S	P	ERA	WHIP
Bob Shaw, R ERA: 2.88 (1, 1)	6.0	W	25	5	0	0	5	1	0	0	0	0	0	34	38	0.00	1.000
Bill Henry, L ERA: 2.76 (7, 1)	0.1		1	0	0	0	0	0	0	0	0	0	0	1	1	0.00	0.000
Frank Linzy, R ERA: 1.25 (7, 1)	2.2	S	8	1	0	0	0	0	0	0	0	1	0	8	8	0.00	0.375

Batter	1	2	3	4	5	6	7	8	9	AB R H RBI BB SO LOB	TOP											
Dick Schofield, S (1, 6) OBP: 0.344, SLG: 0.311	0-0 5-3		4-0 BB			0-0 F9		0-0 F7		3 0 0 0 1 0 0												
Matty Alou, L (1, 7) OBP: 0.283, SLG: 0.312	0-3 K		0-0 G4-6-3			0-0 F4		0-0 F6		4 0 0 0 0 1 1												
Willie Mays, R (1, 8) OBP: 0.396, SLG: 0.690	0-3 K					0-0 4-3		0-0 F8		4 0 0 0 0 1 0												
Willie McCovey, L (1, 3) OBP: 0.408, SLG: 0.569		0-0 HR				0-0 F5		0-0 F7		4 1 1 1 0 0 0												
Jim Ray Hart, R (1, 5) OBP: 0.300, SLG: 0.420		0-3 K				0-0 F7		0-3 K		3 0 0 0 0 2 0												
Len Gabrielson, L (1, 9) OBP: 0.345, SLG: 0.403		0-0 F9				0-0 3-1		4-0 BB		2 0 0 0 1 0 0												
Hal Lanier, R (1, 4) OBP: 0.275, SLG: 0.311		0-0 2B				0-0 1B		0-0 F9		3 0 2 0 0 0 1												
Dick Bertell, R (1, 2) OBP: 0.294, SLG: 0.233		0-0 1-3				0-0 F9		0-0 F5		2 0 0 0 0 0 2												
Tom Haller, L (8, PH) OBP: 0.333, SLG: 0.296										1 0 0 0 0 0 0												
Gaylord Perry, R (1, 1) OBP: 0.143, SLG: 0.100			0-0 5-3			0-3 K		0-0 F8		2 0 0 0 0 1 1												
Jesus Alou, R (8, PH) OBP: 0.323, SLG: 0.446										1 0 0 0 0 0 0												
Bobby Bolin, R (8, 1) OBP: 0.222, SLG: 0.222										0 0 0 0 0 0 0												
Inning Stats	R: 0 E: 0 K: 2 S: 7	H: 0 LOB: 0 BB: 0 P: 7	R: 1 E: 0 K: 1 S: 7	H: 2 LOB: 1 BB: 0 P: 7	R: 0 E: 0 K: 0 S: 2	H: 0 LOB: 0 BB: 1 P: 6	R: 0 E: 0 K: 0 S: 3	H: 0 LOB: 0 BB: 0 P: 3	R: 0 E: 0 K: 1 S: 6	H: 1 LOB: 1 BB: 0 P: 6	R: 0 E: 0 K: 0 S: 3	H: 0 LOB: 0 BB: 0 P: 3	R: 0 E: 0 K: 1 S: 5	H: 0 LOB: 1 BB: 1 P: 9	R: 0 E: 0 K: 0 S: 3	H: 0 LOB: 0 BB: 0 P: 3	R: 0 E: 0 K: 0 S: 3	H: 0 LOB: 0 BB: 0 P: 3	1B: 1 2B: 1 3B: 0 HR: 1	SF: 0 SAC: 0 DP: 1 HBP: 0	WP: 0 PB: 0 SB: 0 CS: 0	PA: 31
PITCHER Vern Law, R (1, 1) ERA: 1.85	IP: 9.0 WLS: W BF: 31 H: 3 R: 1 ER: 1 SO: 5 BB: 2 IBB: 0 HBP: 0 BLK: 0 WP: 0 HR: 1 S: 39 P: 47 ERA: 1.00 WHIP: 0.556											PITCHER	IP: 9.0 WLS: W BF: 31 H: 3 R: 1 ER: 1 SO: 5 BB: 2 IBB: 0 HBP: 0 BLK: 0 WP: 0 HR: 1 S: 39 P: 47 ERA: 1.00 WHIP: 0.556									

San Francisco Giants @ Pittsburgh Pirates
 Forbes Field, Pittsburgh, PA
 Sun Jun 13 1965, 3:33 AM EDT
 Att. 20,091 - Unknown

AB	29
R	1
H	3
RBI	1
BB	2
SO	5
LOB	5



livebaseballscorecards.com

Batter	1	2	3	4	5	6	7	8	9	AB	R	H	RBI	BB	SO	LOB
Bob Bailey, R (1, 5) OBP: 0.348, SLG: 0.347 Jose Pagan, R (8, 5) OBP: 0.266, SLG: 0.250	0-0 F8		0-0 6-3			0-0 2B SF9 1B	0-0 F8			4	1	1	0	0	0	1
Bill Virdon, L (1, 8) OBP: 0.335, SLG: 0.381	4-0 1B BB			0-0 3-1		0-0 SF9 1-3 2B	0-0 1-H 3B			3	0	2	1	1	0	0
Roberto Clemente, R (1, 9) OBP: 0.359, SLG: 0.431	0-0 1-2 1B			0-0 4-3		4-0 SF9 IBB	0-0 4-3			3	0	1	0	1	0	1
Jerry Lynch, L (1, 7) OBP: 0.381, SLG: 0.567 Manny Mota, R (8, 7) OBP: 0.239, SLG: 0.229	0-0 G1-4-6-3 1-2f			0-0 4-3		0-0 SF9 1-2 2-3 3-H		0-0 5-3		2	0	0	1	0	0	2
Donn Clendenon, R (1, 3) OBP: 0.362, SLG: 0.461		0-0 F7			0-0 1-3	4-0 IBB	0-3 K	0-3 K		3	0	0	0	1	1	0
Bill Mazaroski, R (1, 4) OBP: 0.321, SLG: 0.384		0-0 G1-4-3 1B			0-0 1-3	0-3 K	0-0 F6			4	0	1	0	0	1	3
Gene Alley, R (1, 6) OBP: 0.323, SLG: 0.409		0-0 G1-4-3 1-2f			0-0 WP 1B	0-3 K				3	0	1	0	0	1	4
Jim Pagliaroni, R (1, 2) OBP: 0.324, SLG: 0.403			0-0 6-3		4-0 1-2 IBB	0-3 K				2	0	0	0	1	1	0
Vern Law, R (1, 1) OBP: 0.185, SLG: 0.185			0-3 K2-3		0-0 F7		0-0 3B 1B			3	1	1	0	0	1	2
Inning Stats	R: 0 E: 0 K: 0 S: 3	H: 1 LOB: 1 BB: 1 P: 7	R: 0 E: 0 K: 0 S: 3	H: 1 LOB: 0 BB: 0 P: 3	R: 0 E: 0 K: 1 S: 5	H: 0 LOB: 0 BB: 0 P: 5	R: 0 E: 0 K: 0 S: 3	H: 0 LOB: 0 BB: 0 P: 3	R: 0 E: 0 K: 0 S: 4	H: 1 LOB: 2 BB: 1 P: 8	R: 1 E: 0 K: 2 S: 9	H: 2 LOB: 3 BB: 2 P: 17	R: 1 E: 0 K: 1 S: 7	H: 2 LOB: 1 BB: 0 P: 7	R: 0 E: 0 K: 1 S: 5	H: 0 LOB: 0 BB: 0 P: 5
PITCHER	IP WLS L	BF H R	ER SO	BB IBB HBP BLK	WP HR S P	ERA WHIP										
Gaylord Perry, R (1, 1) ERA: 3.35 Bobby Bolin, R (8, 1) ERA: 2.2	7.0 L	30 7 2	2 4	1 3 0 0	1 0 5 5	2.57 1.143										

BOTTOM

San Francisco Giants @ Pittsburgh Pirates
 Forbes Field, Pittsburgh, PA
 Sun Jun 13 1965, 3:33 AM EDT
 Att. 20,091 - Unknown

livebaseballscorecards.com

AB	28
R	2
H	7
RBI	2
BB	4
SO	5
LOB	13



WP: 1	PA: 33
PB: 0	
SB: 0	
CS: 0	

Batter	1	2	3	4	5	6	7	8	9	AB R H RBI BB SO LOB	TOP
Dick Schofield, S OBP: 0.341, SLG: 0.314 (1, 6) X	0-0 5-3		0-0 G3 2B		0-0 1-3		0-0 G3 1-2 2-3		0-0 F5	5 0 1 0 0 0 4	
Matty Alou, L OBP: 0.287, SLG: 0.321 (1, 7) X	0-0 S 3B 2B		0-0 G3 2-3			0-0 1-3 1B		0-0 G3	0-0 G5-3 2-3f	5 2 2 0 0 0 5	
Willie Mays, R OBP: 0.394, SLG: 0.691 (1, 8) X	0-0 2-H 3B		0-0 F2			0-3 K		0-0 F5		4 0 1 1 0 1 4	
Willie McCovey, L OBP: 0.401, SLG: 0.557 (1, 3) X	0-0 6-3		0-0 4-3			0-0 1-3 1-2		0-0 F7		4 0 0 0 0 0 3	
Jim Ray Hart, R OBP: 0.299, SLG: 0.417 (1, 5) X	0-0 1-3			0-0 1-3		0-0 1B 2-H 1B		0-0 F4		4 0 1 1 0 0 1	
Jesus Alou, R OBP: 0.326, SLG: 0.447 (1, 9) X		0-0 6-3		0-0 F3		0-0 1-2 1B		0-0 1B		4 0 2 0 0 0 0	
Tom Haller, L OBP: 0.331, SLG: 0.302 (1, 2) X		0-0 2B		0-0 4-3		0-0 F8		0-0 G3		4 0 1 0 0 0 3	
Hal Lanier, R OBP: 0.280, SLG: 0.315 (1, 4) X		0-0 F3			0-0 5-3		0-0 WP 1B 1B		0-0 G5-3 E 1B	4 0 2 0 0 0 1	
Juan Marichal, R OBP: 0.214, SLG: 0.200 (1, 1) X		0-0 5-3			0-3 K		0-0 WP 1B 1-2		0-0 E6 1-2	4 0 1 0 0 1 2	
Inning Stats	R: 1 E: 0 K: 0 S: 5 H: 2 LOB: 1 BB: 0 P: 5	R: 0 E: 0 K: 0 S: 4 H: 1 LOB: 1 BB: 0 P: 4	R: 0 E: 0 K: 0 S: 4 H: 1 LOB: 1 BB: 0 P: 4	R: 0 E: 0 K: 0 S: 3 H: 0 LOB: 0 BB: 0 P: 3	R: 0 E: 0 K: 1 S: 5 H: 0 LOB: 0 BB: 0 P: 5	R: 1 E: 0 K: 1 S: 8 H: 3 LOB: 2 BB: 0 P: 8	R: 0 E: 0 K: 0 S: 5 H: 2 LOB: 2 BB: 0 P: 5	R: 0 E: 0 K: 0 S: 4 H: 1 LOB: 1 BB: 0 P: 4	R: 0 E: 1 K: 0 S: 4 H: 1 LOB: 1 BB: 0 P: 4	1B: 7 2B: 3 3B: 1 HR: 0 SF: 0 SAC: 0 DP: 1 HBP: 0	WP: 1 PB: 0 SB: 1 CS: 0 PA: 38
PITCHER Don Drysdale, R ERA: 2.27 (1, 1)	IP 9.0 WLS L BF 38 H 11 R 2 ER 2 SO 2 BB 0 IBB 0 HBP 0 BLK 0 WP 1 HR 0 S 42 P 42 ERA 2.00 WHIP 1.222	PITCHER IP WLS BF H R ER SO BB IBB HBP BLK WP HR S P ERA WHIP									

San Francisco Giants @ Los Angeles Dodgers
 Dodger Stadium, Los Angeles, CA
 Tue Jun 15 1965, 7:05 PM PDT
 Att: 52,357 - Unknown

livebaseballscorecards.com

AB	38
R	2
H	11
RBI	2
BB	0
SO	2
LOB	23



Batter	1	2	3	4	5	6	7	8	9	AB R H RBI BB SO LOB
Maury Wills, S OBP: 0.339, SLG: 0.328 (1, 6)	0-0 5-3 ①		0-0 FC3-6 ②		0-0 FC6-4 ③			0-0 6-3 ②		4 0 0 0 0 0 2
Jim Gilliam, S OBP: 0.431, SLG: 0.491 (1, 5)	0-0 4-3 ②		0-0 F9 ③			0-0 1-3 ①		0-0 F8 ③		4 0 0 0 0 0 1
Wes Parker, S OBP: 0.348, SLG: 0.400 (1, 3)	0-0 G1 ③			0-0 HR ①		0-0 F7 ②		0-0 E1 ①		4 1 1 1 0 0 0
Ron Fairly, L OBP: 0.379, SLG: 0.445 (1, 8)		0-0 5-3 1B ①		0-3 K ①		0-0 1B ①		0-0 F9 ①		4 0 2 0 0 1 1
John Roseboro, L OBP: 0.280, SLG: 0.299 (1, 2)		0-0 5-3 ①		0-0 F8 ②		0-3 K ③		0-0 F8 ②		4 0 0 0 0 1 3
Wally Moon, L OBP: 0.370, SLG: 0.365 (1, 7)		0-3 K ②		0-0 F9 ③		0-3 K ①		0-3 K ③		4 0 0 0 0 3 2
Jim Lefebvre, S OBP: 0.342, SLG: 0.358 (1, 4)		0-3 K ③			0-0 4-3 ①		0-0 6-3 ②			3 0 0 0 0 1 1
Al Ferrara, R OBP: 0.267, SLG: 0.282 (1, 9)			0-3 K ①		0-0 F5 ②		0-3 K ③			3 0 0 0 0 2 0
Don Drysdale, R OBP: 0.383, SLG: 0.644 (1, 1)			0-0 FC3-8 1B ①		0-0 FC6-4 1B ①			0-3 K ①		3 0 2 0 0 1 0

Inning Stats	R: 0 H: 0 E: 0 K: 0 S: 3	R: 0 H: 1 E: 0 K: 2 S: 8	R: 0 H: 1 E: 0 K: 1 S: 6	R: 1 H: 1 E: 0 K: 1 S: 6	R: 0 H: 1 E: 0 K: 0 S: 4	R: 0 H: 1 E: 0 K: 1 S: 6	R: 0 H: 0 E: 0 K: 2 S: 7	R: 0 H: 0 E: 1 K: 1 S: 5	R: 0 H: 0 E: 1 K: 1 S: 6	1B: 4 2B: 0 3B: 0 HR: 1	SF: 0 SAC: 0 DP: 0 HBP: 0	WP: 0 PB: 0 SB: 0 CS: 0	PA: 33
--------------	--------------------------	--------------------------	--------------------------	--------------------------	--------------------------	--------------------------	--------------------------	--------------------------	--------------------------	-------------------------	---------------------------	-------------------------	--------

PITCHER Juan Marichal, R ERA: 1.78 (1, 1)	IP 9.0 WLS W BF 33 H 5 R 1 ER 1 SO 9 BB 0 IBB 0 HBP 0 BLK 0 WP 0 HR 1 S 51 P 51 ERA 1.00 WHIP 0.556	PITCHER	IP 0 WLS 0 BF 0 H 0 R 0 ER 0 SO 0 BB 0 IBB 0 HBP 0 BLK 0 WP 0 HR 0 S 0 P 0 ERA 0 WHIP 0
---	---	---------	---


BOTTOM

San Francisco Giants @ Los Angeles Dodgers
 Dodger Stadium, Los Angeles, CA
 Tue Jun 15 1965, 7:05 PM PDT
 Att. 52,357 - Unknown

livebaseballscorecards.com

AB	33
R	1
H	5
RBI	1
BB	0
SO	9
LOB	10



Batter	1	2	3	4	5	6	7	8	9	AB R H RBI BB SO LOB	TOP																												
Dick Schofield, S OBP: 0.335, SLG: 0.307 (1, 6) X	0-0 5-3 ①		0-0 6-3 ③			0-0 F6 ②		0-0 F7 ③		4 0 0 0 0 0 1	<p>San Francisco Giants @ Los Angeles Dodgers Dodger Stadium, Los Angeles, CA</p> <p>Wed Jun 16 1965, 7:05 PM PDT Att. 44,499 - Unknown</p> <p>livebaseballscorecards.com</p> <table border="1"> <tr><td>AB</td><td>30</td></tr> <tr><td>R</td><td>1</td></tr> <tr><td>H</td><td>6</td></tr> <tr><td>RBI</td><td>1</td></tr> <tr><td>BB</td><td>1</td></tr> <tr><td>SO</td><td>8</td></tr> <tr><td>LOB</td><td>9</td></tr> </table> 	AB	30	R	1	H	6	RBI	1	BB	1	SO	8	LOB	9														
AB	30																																						
R	1																																						
H	6																																						
RBI	1																																						
BB	1																																						
SO	8																																						
LOB	9																																						
Jesus Alou, R OBP: 0.325, SLG: 0.444 (1, 9) S S S	0-3 K ②			0-3 K2-3 ①		0-0 3-1 ③		0-0 WP SH3-4 1B	4 0 1 0 0 2 0																														
Willie McCovey, L OBP: 0.396, SLG: 0.549 (1, 3) X	0-0 F9			0-0 4-3 ②			0-0 P6 ①	0-0 SH3-4 ①	3 0 0 0 0 0 0																														
Willie Mays, R OBP: 0.396, SLG: 0.697 (1, 8)		0-3 K ①		0-0 1B		0-0 1B 3B		0-0 6-3 ②	4 1 2 0 0 1 1																														
Jim Ray Hart, R OBP: 0.302, SLG: 0.416 (1, 5)		4-0 S BB		0-0 F8 ③		0-0 G4-6-3 1B		0-3 K ③	3 0 1 1 1 1 2																														
Cap Peterson, R OBP: 0.349, SLG: 0.395 (1, 7)		0-3 K ②			0-0 G4-6-3 1B		0-0 G4-6-3 ② ③		3 0 1 0 0 1 2																														
Hal Lanier, R OBP: 0.276, SLG: 0.310 (1, 4)		0-0 6-3 ③			0-0 G4-6-3 ① ②		0-3 K ①		3 0 0 0 0 1 2																														
Dick Bertell, R OBP: 0.288, SLG: 0.228 (1, 2)			0-0 F8 ①		0-3 K ③		0-0 K 1B		2 0 0 0 0 1 0																														
Jack Hiatt, R OBP: 0.353, SLG: 0.433 (8, 2)									1 0 1 0 0 0 0																														
Bob Shaw, R OBP: 0.136, SLG: 0.136 (1, 1)			0-0 F9 ②			0-0 5-3 ①		0-3 K ②	2 0 0 0 0 0 0																														
Jim Davenport, R OBP: 0.294, SLG: 0.355 (8, PH)									1 0 0 0 0 1 1																														
Masanori Murakami, L (8, 1)									0 0 0 0 0 0 0																														
Inning Stats	R: 0 E: 0 K: 1 S: 5	H: 0 LOB: 0 BB: 0 P: 5	R: 0 E: 0 K: 2 S: 7	H: 0 LOB: 1 BB: 1 P: 11	R: 0 E: 0 K: 0 S: 3	H: 0 LOB: 0 BB: 0 P: 3	R: 0 E: 0 K: 1 S: 6	H: 1 LOB: 1 BB: 0 P: 6	R: 0 E: 0 K: 1 S: 5	H: 1 LOB: 0 BB: 0 P: 5	R: 1 E: 0 K: 0 S: 4	H: 2 LOB: 0 BB: 0 P: 4	R: 0 E: 0 K: 2 S: 8	H: 1 LOB: 1 BB: 0 P: 8	R: 0 E: 0 K: 1 S: 6	H: 1 LOB: 1 BB: 0 P: 6	1B: 5 2B: 0 3B: 1 HR: 0	SF: 0 SAC: 1 DP: 2 HBP: 0	WP: 1 PB: 0 SB: 1 CS: 0	PA: 32																			
PITCHER Sandy Koufax, L ERA: 2.04 (1, 1)	IP 9.0	WLS W	BF 32	H 6	R 1	ER 1	SO 8	BB 1	IBB 0	HBP 0	BLK 0	WP 1	HR 0	S 47	P 51	ERA 1.00	WHIP 0.778					PITCHER	IP	WLS	BF	H	R	ER	SO	BB	IBB	HBP	BLK	WP	HR	S	P	ERA	WHIP

Batter	1	2	3	4	5	6	7	8	9	AB R H RBI BB SO LOB
Maury Wills, S OBP: 0.341, SLG: 0.331 (1, 6)	0-0 5-3	0-0 3-1			0-0 1B		0-0 1B			4 2 2 0 0 0 3
Jim Gilliam, S OBP: 0.464, SLG: 0.517 (1, 5)	4-0 BB		0-0 SH1-4 1B		0-0 4-3 1B		0-0 WP 1B			3 0 3 2 1 0 0
Wes Parker, S OBP: 0.344, SLG: 0.394 (1, 3)	0-0 4-3 1-2		0-0 SH1-4 1-2		0-0 4-3 2-3		0-3 K 1-2			3 0 0 0 0 1 3
Ron Fairly, L OBP: 0.374, SLG: 0.438 (1, 8)	0-0 G3		0-0 5-3		0-0 P6			0-0 F9		4 0 0 0 0 0 3
John Roseboro, L OBP: 0.275, SLG: 0.293 (1, 2)		0-3 K	0-0 F7			0-0 F2		0-0 P4		4 0 0 0 0 1 1
Wally Moon, L OBP: 0.364, SLG: 0.348 (1, 7)		0-3 K		0-0 6-3		0-0 5-3		4-0 BB		3 0 0 0 1 1 0
Jim Lefebvre, S OBP: 0.340, SLG: 0.353 (1, 4)		4-0 1B 1B BB		0-0 3-1		0-0 L9		0-0 F9		3 0 0 0 1 0 1
Al Ferrara, R OBP: 0.271, SLG: 0.286 (1, 9)		0-0 1B 1-2 1B		0-3 K			0-0 6-3			3 0 1 0 0 1 0
Sandy Koufax, R OBP: 0.208, SLG: 0.213 (1, 1)		0-0 1-2 2-3 1B			0-3 K		0-0 4-3			3 0 1 0 0 1 0

Inning Stats	R: 0	H: 0	E: 0	K: 0	S: 3	R: 0	H: 2	E: 0	K: 2	S: 9	R: 0	H: 1	E: 0	K: 0	S: 4	R: 0	H: 0	E: 0	K: 1	S: 5	R: 1	H: 2	E: 0	K: 1	S: 7	R: 0	H: 0	E: 0	K: 0	S: 3	R: 1	H: 2	E: 0	K: 1	S: 7	R: 0	H: 0	E: 0	K: 0	S: 3	R: 0	H: 0	E: 0	K: 0	S: 3
	LOB: 1	BB: 1	P: 7	LOB: 3	BB: 1	P: 13	LOB: 0	BB: 0	P: 4	LOB: 1	BB: 0	P: 7	LOB: 0	BB: 0	P: 7	LOB: 0	BB: 0	P: 3	LOB: 1	BB: 0	P: 7	LOB: 1	BB: 0	P: 7	LOB: 1	BB: 1	P: 7	LOB: 1	BB: 1	P: 7	LOB: 0	SAC: 1	DP: 0	HBP: 0	WP: 1	PA: 34	ERA: 2.85	WHIP: 1.286	ERA: 6.59	WHIP: 1.000	ERA: 2.85	WHIP: 1.286	ERA: 6.59	WHIP: 1.000	

BOTTOM

San Francisco Giants @ Los Angeles Dodgers
Dodger Stadium, Los Angeles, CA

Wed Jun 16 1965, 7:05 PM PDT
Att. 44,499 - Unknown

AB	30
R	2
H	7
RBI	2
BB	3
SO	5
LOB	11

Batter	1	2	3	4	5	6	7	8	9	AB R H RBI BB SO LOB	TOP									
Dick Schofield, S (1, 6) OBP: 0.329, SLG: 0.301	0-0 6-3		0-0 5-3		0-0 F8			0-0 F9		4 0 0 0 0 0 0	San Francisco Giants @ Los Angeles Dodgers Dodger Stadium, Los Angeles, CA Thu Jun 17 1965, 7:05 PM PDT Att: 40,707 - Unknown									
Jesus Alou, R (1, 9) OBP: 0.324, SLG: 0.438	4-0 BB BB		0-0 6-3			0-0 4-3		0-0 F8		3 0 0 0 1 0 0										
Willie McCovey, L (1, 3) OBP: 0.397, SLG: 0.543	0-3 SS S		4-0 BB BB		FC4-6 BB	4-0 FC9-6 BB		0-3 K		2 0 0 0 2 2 1										
Willie Mays, R (1, 8) OBP: 0.397, SLG: 0.690	4-0 BB BB		0-0 FC4-6		1-2f	4-0 FC9-6 BB		0-0 3-1		2 0 0 0 2 0 1										
Jim Ray Hart, R (1, 5) OBP: 0.297, SLG: 0.408	0-0 L6			0-0 F9		0-0 FC9-6		0-0 F9		4 0 0 0 0 0 4										
Cap Peterson, R (1, 7) OBP: 0.319, SLG: 0.357		0-3 SS SS	0-3 K		0-3 K	0-0 F9		0-0 F8		4 0 0 0 0 2 2										
Hal Lanier, R (1, 4) OBP: 0.271, SLG: 0.305		0-0 X	1-3		0-0 X	6-3		0-0 X		5-3		3 0 0 0 0 0 0								
Jack Hiatt, R (1, 2) OBP: 0.351, SLG: 0.424		0-0 X	1B		0-0 X	F9		0-0 X		F7		3 0 1 0 0 0 0								
Gaylord Perry, R (1, 1) OBP: 0.136, SLG: 0.095 Jim Davenport, R (7, PH) OBP: 0.291, SLG: 0.351 Bill Henry, L (7, 1)		0-3 SS SS	0-3 K		0-0 X	4-3		0-0 X		F7		2 0 0 0 0 1 1 1 0 0 0 0 0 0 0 0 0 0 0 0 0								
Inning Stats	R: 0 E: 0 K: 1 S: 5	H: 0 LOB: 2 BB: 2 P: 13	R: 0 E: 0 K: 2 S: 8	H: 1 LOB: 1 BB: 0 P: 8	R: 0 E: 0 K: 0 S: 3	H: 0 LOB: 1 BB: 1 P: 7	R: 0 E: 0 K: 1 S: 5	H: 0 LOB: 0 BB: 0 P: 5	R: 0 E: 0 K: 0 S: 3	H: 0 LOB: 2 BB: 2 P: 11	R: 0 E: 0 K: 0 S: 3	H: 0 LOB: 0 BB: 0 P: 3	R: 0 E: 0 K: 1 S: 5	H: 0 LOB: 0 BB: 0 P: 5	R: 0 E: 0 K: 0 S: 3	H: 0 LOB: 0 BB: 0 P: 3	1B: 1 2B: 0 3B: 0 HR: 0	SF: 0 SAC: 0 DP: 0 HBP: 0	WP: 0 PB: 0 SB: 0 CS: 0	PA: 33
PITCHER Claude Osteen, L (1, 1) ERA: 2.49	IP: 9.0 WLS: W BF: 33 H: 1 R: 0 ER: 0 SO: 5 BB: 5 IBB: 0 HBP: 0 BLK: 0 WP: 0 HR: 0 S: 38 P: 58 ERA: 0.00 WHIP: 0.667											PITCHER	IP: WLS: BF: H: R: ER: SO: BB: IBB: HBP: BLK: WP: HR: S: P: ERA: WHIP:							

livebaseballscorecards.com

AB	28
R	0
H	1
RBI	0
BB	5
SO	5
LOB	9



Batter	1	2	3	4	5	6	7	8	9
Maury Wills, S OBP: 0.340, SLG: 0.329 (1, 6)	0-0 1-3 PB 1B	0-0 F5		0-0 6-3		0-0 1-3			
Jim Gilliam, S OBP: 0.452, SLG: 0.492 (1, 7)	4-0 1-3 1B BB	0-0 4-3		0-0 5-3		0-3 K			
Wes Parker, S OBP: 0.346, SLG: 0.393 (1, 3)	0-3 K		4-0 1B FC3-2 BB		0-0 FC4-6 1B		0-0 F8		
Ron Fairly, L OBP: 0.368, SLG: 0.430 (1, 8)	0-0 1-3 1-2 2-3		0-0 F7		0-0 F8		0-0 6-3		
John Roseboro, L OBP: 0.279, SLG: 0.297 (1, 2)	0-0 1B 2-H 3-H		0-0 FC3-2 1-3 PB 1B		0-0 FC4-6 1-2f		0-3 K		
Wally Moon, L OBP: 0.370, SLG: 0.348 (1, 9)	0-0 1-3 1B		4-0 PB FC3-2 IBB		0-0 4-3		0-3 K		
Jim Lefebvre, S OBP: 0.339, SLG: 0.356 (1, 4)	0-0 G3		0-0 FC3-2 PB		0-0 5-3		0-0 2B		
Dick Tracewski, R OBP: 0.323, SLG: 0.276 (1, 5)		0-0 SH2-4 1B	0-3 K		4-0 CS BB		4-0 IBB		
Claude Osteen, L OBP: 0.095, SLG: 0.073 (1, 1)		0-0 SH2-4 1-2		0-3 K		4-0 BB		0-0 4-3	

AB	R	H	RBI	BB	SO	LOB
4	1	1	0	0	0	2
3	1	0	0	1	1	1
3	0	1	0	1	1	2
4	0	0	0	0	0	4
4	1	2	2	0	1	1
3	0	1	0	1	1	1
4	0	1	0	0	0	5
2	0	1	0	2	1	2
2	0	0	0	1	1	2


AB	R	H	RBI	BB	SO	LOB
29	3	7	2	6	6	20

Inning Stats	R	H	E	K	S	P	IP	WLS	BF	H	R	ER	SO	BB	IBB	HBP	BLK	WP	HR	S	P	ERA	WHIP
Maury Wills, S	2	3	0	1	3	4	6.0	L	28	6	3	2	3	4	1	0	0	0	0	29	49	3.00	1.667
Jim Gilliam, S	0	1	0	0	3	0	2.0		8	1	0	0	3	0	1	0	0	0	0	13	17	0.00	0.500

WP	PA	ERA	WHIP
0	36	0.00	0.500

San Francisco Giants @ Los Angeles Dodgers
Dodger Stadium, Los Angeles, CA
 Thu Jun 17 1965, 7:05 PM PDT
 Att. 40,707 - Unknown

livebaseballscores.com



Batter	1	2	3	4	5	6	7	8	9	AB R H RBI BB SO LOB	TOP
Chuck Hiller, L (1, 4) <small>OBP: 0.237, SLG: 0.286</small> 										3 0 1 0 1 0 0	New York Mets @ San Francisco Giants Candlestick Park, San Francisco, CA Fri Jun 18 1965, 10:05 PM EDT Att. 12,788 - Unknown
Roy McMillan, R (1, 6) <small>OBP: 0.271, SLG: 0.300</small> 										4 0 0 0 0 2 4	
Ed Kranepool, L (1, 3) <small>OBP: 0.351, SLG: 0.454</small> 										3 0 0 0 1 0 4	
Charley Smith, R (1, 5) <small>OBP: 0.279, SLG: 0.447</small> 										4 0 0 0 0 2 2	
Johnny Lewis, L (1, 9) <small>OBP: 0.330, SLG: 0.408</small> 										4 0 0 0 0 1 0	
Ron Swoboda, R (1, 7) <small>OBP: 0.330, SLG: 0.554</small> 										4 0 1 0 0 1 0	
Jim Hickman, R (1, 8) <small>OBP: 0.200, SLG: 0.279</small> 										4 0 1 0 0 0 1	
Chris Cannizzaro, R (1, 2) <small>OBP: 0.262, SLG: 0.218</small> 										2 0 0 0 1 2 1	
Galen Cisco, R (1, 1) <small>OBP: 0.333, SLG: 0.333</small> Jesse Gonder, L (5, PH) <small>OBP: 0.322, SLG: 0.427</small> Billy Cowan, R (5, PR) <small>OBP: 0.203, SLG: 0.264</small> Gary Kroll, R (5, 1) <small>OBP: 0.158, SLG: 0.211</small> 										1 0 0 0 0 0 2 1 0 1 0 0 0 0 0 0 0 0 0 0 0 1 0 0 0 0 0 0	
Inning Stats	R: 0 H: 0 E: 0 LOB: 1 K: 1 BB: 1 S: 5 P: 9	R: 0 H: 1 E: 0 LOB: 2 K: 0 BB: 1 S: 4 P: 8	R: 0 H: 0 E: 0 LOB: 0 K: 0 BB: 0 S: 3 P: 3	R: 0 H: 0 E: 0 LOB: 0 K: 1 BB: 0 S: 5 P: 5	R: 0 H: 3 E: 0 LOB: 3 K: 1 BB: 0 S: 8 P: 8	R: 0 H: 0 E: 0 LOB: 0 K: 2 BB: 0 S: 7 P: 7	R: 0 H: 0 E: 0 LOB: 0 K: 1 BB: 0 S: 5 P: 5	R: 0 H: 0 E: 0 LOB: 1 K: 2 BB: 1 S: 7 P: 11	R: 0 H: 0 E: 0 LOB: 0 K: 0 BB: 0 S: 3 P: 3	1B: 3 SF: 0 2B: 1 SAC: 0 3B: 0 DP: 0 HR: 0 HBP: 0	
PITCHER Jack Sanford, R (1, 1) <small>ERA: 3.69</small> Frank Linzy, R (8, 1) <small>ERA: 1.14</small>	IP WLS BF H R ER SO BB IBB HBP BLK WP HR S P ERA WHIP 7.0 W 27 4 0 0 6 1 1 0 0 0 0 37 45 0.00 0.714 2.0 S 7 0 0 0 2 1 0 0 0 0 0 0 10 14 0.00 0.500	PITCHER IP WLS BF H R ER SO BB IBB HBP BLK WP HR S P ERA WHIP									

livebaseballscorecards.com

AB	31
R	0
H	4
RBI	0
BB	3
SO	8
LOB	14



Batter	1	2	3	4	5	6	7	8	9
Dick Schofield, S (1, 6) OBP: 0.323, SLG: 0.295	0-3 K ①		0-0 F7 ②		0-0 G3 ③		0-0 F8 ③		
Matty Alou, L (1, 9) OBP: 0.286, SLG: 0.319	0-0 1-3 ②		0-0 6-3 ③			0-0 S 1-3 1B		0-0 4-3 ①	
Willie McCovey, L (1, 3) OBP: 0.399, SLG: 0.538	4-0 BB			4-0 HR BB		0-0 1-3 ①		0-0 4-3 ②	
Willie Mays, R (1, 8) OBP: 0.399, SLG: 0.699	0-0 F8 ③			0-0 HR		0-3 K ②		4-0 FC4 BB	
Jim Ray Hart, R (1, 5) OBP: 0.292, SLG: 0.401		0-0 F5 ①		0-0 6-3 ①		0-0 F2 ③		0-0 FC4 ③	
Cap Peterson, R (1, 7) OBP: 0.320, SLG: 0.356		0-0 5-3 ②		0-0 6-3 ②			0-0 1-6-3 1B		
Tom Haller, L (1, 2) OBP: 0.331, SLG: 0.324		0-0 HR		0-3 K ③			0-0 1-6-3 ①		
Hal Lanier, R (1, 4) OBP: 0.272, SLG: 0.302		0-3 K ③				0-0 F9 ①		4-0 BB	
Jack Sanford, R (1, 1) OBP: 0.174, SLG: 0.095			0-3 K ①			0-0 5-3 ②		0-3 K ②	
Len Gabrielson, L (7, PH) OBP: 0.341, SLG: 0.397									
Frank Linzy, R (8, 1)									

Inning Stats	R: 0	H: 0	E: 0	K: 1	S: 5	LOB: 1	BB: 1	P: 9
	R: 1	H: 1	E: 0	K: 1	S: 6 <td>LOB: 0</td> <td>BB: 0</td> <td>P: 6 </td>	LOB: 0	BB: 0	P: 6
	R: 0	H: 0	E: 0	K: 1	S: 5 <td>LOB: 0</td> <td>BB: 0</td> <td>P: 5 </td>	LOB: 0	BB: 0	P: 5
	R: 2	H: 1	E: 0	K: 1	S: 6 <td>LOB: 0</td> <td>BB: 1</td> <td>P: 10 </td>	LOB: 0	BB: 1	P: 10
	R: 0	H: 0	E: 0	K: 0	S: 3 <td>LOB: 0</td> <td>BB: 0</td> <td>P: 3 </td>	LOB: 0	BB: 0	P: 3
	R: 0	H: 1	E: 0	K: 1	S: 6 <td>LOB: 1</td> <td>BB: 0</td> <td>P: 6 </td>	LOB: 1	BB: 0	P: 6
	R: 0	H: 1	E: 0	K: 1	S: 6 <td>LOB: 2</td> <td>BB: 1</td> <td>P: 10 </td>	LOB: 2	BB: 1	P: 10
	R: 0	H: 0	E: 0	K: 0	S: 3 <td>LOB: 1</td> <td>BB: 1</td> <td>P: 7 </td>	LOB: 1	BB: 1	P: 7


PITCHER	IP	WLS	BF	H	R	ER	SO	BB	IBB	HBP	BLK	WP	HR	S	P	ERA	WHIP
Galen Cisco, R (1, 1) ERA: 6.51	4.0	L	16	2	3	3	4	2	0	0	0	0	2	22	30	6.75	1.000
Gary Kroll, R (5, 1) ERA: 4.73	4.0		16	2	0	0	2	2	0	0	0	0	0	18	26	0.00	1.000

BOTTOM

New York Mets @ San Francisco Giants
Candlestick Park, San Francisco, CA

Fri Jun 18 1965, 10:05 PM EDT
Att. 12,788 - Unknown

AB	28
R	3
H	4
RBI	3
BB	4
SO	6
LOB	10



1B	2B	3B	HR	SF	SAC	DP	HBP	WP	PA
2	0	0	0	0	0	0	0	0	32

WP	HR	S	P	ERA	WHIP
0	0	0	0	0.00	1.000

Batter	1	2	3	4	5	6	7	8	9	AB R H RBI BB SO LOB	TOP
Chuck Hiller, L (1, 4) <small>OBP: 0.222, SLG: 0.267</small>	0-0 2-3		0-0 4-3		0-0 F7			0-0 4-3		4 0 0 0 0 0 1	
Johnny Lewis, L (1, 9) <small>OBP: 0.329, SLG: 0.405</small>	0-3 K		0-3 K		0-0 1-2 1B			0-0 F7		4 0 1 0 0 2 0	
Charley Smith, R (1, 5) <small>OBP: 0.284, SLG: 0.448</small>	0-0 1B		0-0 1B		0-0 1-6-3			0-3 K		4 0 2 0 0 1 2	
Ed Kranepool, L (1, 3) <small>OBP: 0.345, SLG: 0.445</small>	0-0 G3		0-0 F8		0-0 4-3			0-0 1-3		4 0 0 0 0 0 2	
Ron Swoboda, R (1, 7) <small>OBP: 0.323, SLG: 0.541</small>		0-3 K		0-0 6-3		0-0 F3		0-0 5-3		4 0 0 0 0 1 0	
Jim Hickman, R (1, 8) <small>OBP: 0.194, SLG: 0.270</small>		0-3 K		0-0 6-3		0-0 5-3		0-3 K		4 0 0 0 0 2 0	
Roy McMillan, R (1, 6) <small>OBP: 0.273, SLG: 0.306</small> Danny Napoleon, R (7, PH) <small>OBP: 0.267, SLG: 0.244</small> John Stephenson, L (7, 2)		0-0 1B 2B		0-0 6-3			0-0 F6			2 1 1 0 0 0 0	
Chris Cannizzaro, R (1, 2) <small>OBP: 0.274, SLG: 0.225</small> Joe Christopher, R (7, PH) <small>OBP: 0.335, SLG: 0.340</small> Bobby Klaus, R (7, 6) <small>OBP: 0.301, SLG: 0.271</small>		0-0 2-H 1B		4-0 1B BB			0-3 K			1 0 1 1 1 0 0	
Jack Fisher, R (1, 1) <small>OBP: 0.189, SLG: 0.194</small>	0-3 K		0-0 F9		0-0 6-3			0-0 6-3		0 0 0 0 0 0 0	
Inning Stats	R: 0 H: 1 E: 0 LOB: 1 K: 1 BB: 0 S: 6 P: 6	R: 1 H: 2 E: 0 LOB: 1 K: 3 BB: 0 S: 11 P: 11	R: 0 H: 1 E: 0 LOB: 1 K: 1 BB: 0 S: 6 P: 6	R: 0 H: 0 E: 0 LOB: 0 K: 0 BB: 0 S: 3 P: 3	R: 0 H: 1 E: 0 LOB: 2 K: 0 BB: 1 S: 4 P: 8	R: 0 H: 0 E: 0 LOB: 0 K: 0 BB: 0 S: 3 P: 3	R: 0 H: 0 E: 0 LOB: 0 K: 1 BB: 0 S: 5 P: 5	R: 0 H: 0 E: 0 LOB: 0 K: 1 BB: 0 S: 5 P: 5	R: 0 H: 0 E: 0 LOB: 0 K: 1 BB: 0 S: 5 P: 5	1B: 4 SF: 0 2B: 1 SAC: 0 3B: 0 DP: 0 HR: 0 HBP: 0	WP: 0 PA: 33 PB: 0 SB: 0 CS: 0
PITCHER Juan Marichal, R (1, 1) <small>ERA: 1.73</small>	IP: 9.0 WLS: W BF: 33 H: 5 R: 1 ER: 1 SO: 8 BB: 1 IBB: 0 HBP: 0 BLK: 0 WP: 0 HR: 0 S: 48 P: 52 ERA: 1.00 WHIP: 0.667										

New York Mets @ San Francisco Giants
 Candlestick Park, San Francisco, CA

Sat Jun 19 1965, 6:33 AM EDT
 Att: 17,069 - Unknown

livebaseballscorecards.com

AB 32
R 1
H 5
RBI 1
BB 1
SO 8
LOB 7



Batter	1	2	3	4	5	6	7	8	9	10	11	12	13	14	15	AB R H RBI BB SO LOB	TOP									
Jose Pagan, R OBP: 0.265, SLG: 0.252 (1, 6)	0-3 K		0-0 1-3		0-0 F9 S 1B		0-0 5-3			0-0 G1-6-3		0-0 F9			0-0 F9	7 0 1 0 0 1 2										
Bill Virdon, L OBP: 0.344, SLG: 0.392 (1, 8)	0-0 1B		0-0 4-3 E 1B		0-0 F9 1-3			0-3 K			0-0 FC3-6 1B		0-0 F6		0-3 K	7 1 3 0 0 2 2										
Roberto Clemente, R Manny Mota, R OBP: 0.358, SLG: 0.427 OBP: 0.262, SLG: 0.240 (1, 9) (8, 9)	0-0 BB 1B		0-0 4-3		0-0 1-3			0-3 K			0-0 FC3-6 E 1B		0-0 6-3			4 0 1 0 0 1 2 2 1 0 0 0 0 1										
Willie Stargell, L OBP: 0.344, SLG: 0.583 (1, 3) (6, 7)	0-0 F6		0-0 E4 1B		0-0 F2			0-3 K			0-0 E9 1B		0-0 4-3			6 1 1 0 0 1 3										
Jerry Lynch, L Donn Clendenon, R OBP: 0.367, SLG: 0.520 OBP: 0.365, SLG: 0.487 (1, 7) (6, 3)	4-0 BB 1B		0-0				0-3 K		0-3 K		4-0 FC6-4 IBB			0-0 6-3		2 0 1 1 1 1 0 2 0 0 0 1 1 0										
Gene Freese, R OBP: 0.373, SLG: 0.400 (1, 5)	0-0 4-3		0-3 K				0-0 F2		0-0 F7		0-0 F8			0-0 5-3		6 0 0 0 0 1 6										
Gene Alley, R OBP: 0.297, SLG: 0.375 (1, 4)		0-0 F8		0-0 F3			0-0 F9		0-3 K		0-0 FC6-4			0-3 K		6 0 0 0 0 2 2										
Del Crandall, R Ozzie Virgil, R OBP: 0.293, SLG: 0.264 OBP: 0.310, SLG: 0.464 (1, 2) (10, PR) (10, 2)		0-0 F8		0-0 F9			0-0 F2			0-0 FC1-6 1B		0-3 K			0-0	4 0 1 0 0 0 0 2 0 1 0 0 1 0										
Bob Friend, R Andre Rodgers, R Frank Carpin, L Al McBean, R OBP: 0.395, SLG: 0.488 OBP: 0.200, SLG: 0.200 (1, 1) (10, PH) (10, 1) (11, 1)		0-3 K		0-0 F3			0-0 F3			0-0 FC1-6 G1-6-3 1B		0-3 K			0-0 P3	3 0 0 0 0 1 0 1 0 0 0 0 0 1 0 0 0 0 0 0 0 2 0 0 0 0 1 1										
Inning Stats	R: 0 E: 0 K: 1 S: 7	H: 2 LOB: 3 BB: 1 P: 11	R: 0 E: 0 K: 1 S: 5	H: 0 LOB: 0 BB: 0 P: 5	R: 2 E: 1 K: 1 S: 8	H: 2 LOB: 1 BB: 0 P: 8	R: 0 E: 0 K: 0 S: 3	H: 0 LOB: 0 BB: 0 P: 3	R: 0 E: 0 K: 1 S: 4	H: 1 LOB: 1 BB: 0 P: 4	R: 0 E: 0 K: 0 S: 5	H: 0 LOB: 0 BB: 0 P: 5	R: 0 E: 0 K: 2 S: 3	H: 0 LOB: 0 BB: 0 P: 3	R: 0 E: 0 K: 0 S: 3	H: 0 LOB: 0 BB: 0 P: 3	R: 0 E: 0 K: 1 S: 5	H: 0 LOB: 0 BB: 0 P: 5	R: 0 E: 0 K: 1 S: 6	H: 1 LOB: 1 BB: 0 P: 6	1B: 9 2B: 0 3B: 0 HR: 0	SF: 0 SAC: 0 DP: 1 HBP: 0	WP: 0 PB: 0 SB: 1 CS: 0	PA: 56		
PITCHER	IP WLS BF H R ER SO	WLS BF H R ER SO	WLS BF H R ER SO	WLS BF H R ER SO	WLS BF H R ER SO	WLS BF H R ER SO	WLS BF H R ER SO	WLS BF H R ER SO	WLS BF H R ER SO	WLS BF H R ER SO	WLS BF H R ER SO	WLS BF H R ER SO	WLS BF H R ER SO	WLS BF H R ER SO	WLS BF H R ER SO	ERA WHIP	ERA WHIP	ERA WHIP	ERA WHIP	ERA WHIP	ERA WHIP	ERA WHIP	ERA WHIP	ERA WHIP	ERA WHIP	ERA WHIP
Bob Shaw, R ERA: 2.58 (1, 1)	10.1															0.87	0.871									
Frank Linzy, R ERA: 1.11 (11, 1)	0.2	3	0	0	0	0	0	0	0	0	0	0	0	0	0	0.00	0.000									
Ron Herbel, R ERA: 3.36 (12, 1)	4.0	W 13	1	0	0	4	0	0	0	0	0	0	0	0	0	0.00	0.250									

Pittsburgh Pirates @ San Francisco Giants
Candlestick Park, San Francisco, CA
Sun Jun 20 1965, 6:33 AM EDT
Unknown

livebaseballscores.com

AB	54
R	3
H	9
RBI	1
BB	2
SO	13
LOB	20



Batter	1	2	3	4	5	6	7	8	9	10	11	12	13	14	15	AB	R	H	RBI	BB	SO	LOB	BOTTOM									
Dick Schofield, S OBP: 0.313, SLG: 0.284 (1, 6)	0-0 4-3		0-0 5-3			0-0 G3		0-0 4-3		0-0 5-3		0-0 F3		0-0 2B 1B		7	0	1	0	0	0	0										
Matty Alou, L OBP: 0.290, SLG: 0.318 (1, 7) (12, 9)	0-0 F2		0-0 3-1			0-0 1-3		0-0 1B		0-3 K		0-0 1B		0-0 F5		7	0	2	0	0	1	1										
Willie McCovey, L OBP: 0.402, SLG: 0.543 (1, 3)	0-0 WP 2B			0-0 4-3			0-0 4-3	0-0 G3			0-0 1B 1B	0-3 K		0-0 1-3 2B		7	2	3	0	0	1	2										
Willie Mays, R OBP: 0.469, SLG: 0.698 (1, 8)	0-0 2H 2B			0-0 F4			0-0 6-3 2B 1B	0-0 SH3-4 1B			0-0 1B 1B	0-0 6-3		4-0 1B		6	1	4	1	1	0	1										
Jesus Alou, R OBP: 0.324, SLG: 0.433 Jim Davenport, R OBP: 0.292, SLG: 0.351 (1, 9) (8, 4)	0-0 6-3			0-0 F8			0-0 6-3	0-0 SH3-4			0-0 1B		0-0 6-3	0-0 F5		3	0	0	0	0	0	2										
Jim Ray Hart, R OBP: 0.296, SLG: 0.413 (1, 5)		0-0 5-3			0-0 F8		0-0 2H 2B	4-0 IBB			4-0 1B		0-0 1-3		0-0 HR	5	1	2	2	2	0	0										
Tom Haller, L OBP: 0.326, SLG: 0.313 (1, 2)		0-0 F7			0-0 F9		4-0 IBB	0-0 F5			0-0 P4		0-0 1B			5	0	1	0	1	0	5										
Hal Lanier, R OBP: 0.266, SLG: 0.294 Len Gabrielson, L OBP: 0.337, SLG: 0.392 Ken Henderson, S (8, 9) Cap Peterson, R OBP: 0.308, SLG: 0.340 (11, PH) (12, 7)		0-0 F8			0-0 F8		0-3 K	0-0 F7			0-3 K		0-0 G3			2	0	0	0	0	0	0										
Bob Shaw, R OBP: 0.115, SLG: 0.115 Frank Linzy, R (11, 1) Jack Hiatt, R OBP: 0.342, SLG: 0.412 Ron Herbel, R OBP: 0.067, SLG: 0.067 (12, 1)			0-0 6-3			0-0 6-3		0-0 F7		0-0 4-3	0-0 4-3			0-3 K		4	0	0	0	0	0	0										
Inning Stats	R: 1 E: 0 K: 0 S: 5	H: 2 LOB: 1 BB: 0 P: 5	R: 0 E: 0 K: 0 S: 3	H: 0 LOB: 0 BB: 0 P: 3	R: 0 E: 0 K: 0 S: 3	H: 0 LOB: 0 BB: 0 P: 3	R: 0 E: 0 K: 0 S: 3	H: 0 LOB: 0 BB: 0 P: 3	R: 0 E: 0 K: 0 S: 4	H: 1 LOB: 1 BB: 0 P: 4	R: 0 E: 0 K: 0 S: 4	H: 1 LOB: 2 BB: 1 P: 8	R: 0 E: 0 K: 1 S: 5	H: 0 LOB: 0 BB: 0 P: 5	R: 1 E: 0 K: 1 S: 8	H: 3 LOB: 3 BB: 1 P: 12	R: 0 E: 0 K: 1 S: 6	H: 1 LOB: 1 BB: 0 P: 6	R: 0 E: 0 K: 0 S: 4	H: 1 LOB: 1 BB: 0 P: 4	R: 0 E: 0 K: 1 S: 7	H: 2 LOB: 3 BB: 1 P: 11	R: 1 E: 0 K: 0 S: 1	H: 1 LOB: 0 BB: 0 P: 1	1B: 9 2B: 4 3B: 0 HR: 1	SF: 0 SAC: 1 DP: 0 HBP: 0	WP: 1 PB: 1 SB: 0 CS: 0	PA: 60				
PITCHER	IP WLS BF H R ER SO BB IBB HBP BLK WP HR S P ERA WHIP	IP WLS BF H R ER SO BB IBB HBP BLK WP HR S P ERA WHIP															IP WLS BF H R ER SO BB IBB HBP BLK WP HR S P ERA WHIP															
Bob Friend, R ERA: 3.87	9.0	35	6	2	2	1	0	0	0	0	0	0	0	0	0	2.00	0.667															
Frank Carpin, L ERA: 2.03	10.1	4	1	1	1	1	0	0	0	0	0	0	0	0	6	9.00	1.000															
Al McBean, R ERA: 2.11	11.1	4.0	L	21	7	1	1	3	0	2	0	0	0	1	25	33	2.25	1.750														

Pittsburgh Pirates @ San Francisco Giants
Candlestick Park, San Francisco, CA
Sun Jun 20 1965, 6:33 AM EDT
Unknown

AB	55
R	4
H	14
RBI	4
BB	4
SO	5
LOB	25



Batter	1	2	3	4	5	6	7	8	9	AB R H RBI BB SO LOB	TOP											
Bob Bailey, R (1, 5) OBP: 0.340, SLG: 0.345	0-0 5-3		0-3 K			0-0 F6		0-0 WP 1-4-3 6-3 1B		4 1 1 0 0 1 1	Pittsburgh Pirates @ San Francisco Giants Candlestick Park, San Francisco, CA Sun Jun 20 1965, 6:38 AM EDT Att. 39,757 - Unknown livebaseballscorecards.com											
Bill Virdon, L (1, 8) OBP: 0.347, SLG: 0.399	0-0 G6-3 1B			0-0 F2		0-0 1B 2B		0-0 1-4-3 1-2		4 0 2 0 0 0 1												
Roberto Clemente, R (1, 9) Manny Mota, R (1, 9) OBP: 0.356, SLG: 0.425 OBP: 0.264, SLG: 0.243	0-0 G6-3 1-2f			0-0 F7		0-0 2-H 1B		0-0 6-3 2-H		1 0 0 0 0 0 1 3 0 1 1 0 0 0												
Willie Stargell, L (1, 3) OBP: 0.338, SLG: 0.571		0-0 F5		0-0		0-3 K		0-0 F7		4 0 0 0 0 1 1												
Jerry Lynch, L (1, 7) OBP: 0.386, SLG: 0.558		4-0 K2-4 BB			0-0 HR		4-0 BB BB	0-0 4-3		2 1 1 1 2 0 0												
Andre Rodgers, R (1, 6) OBP: 0.369, SLG: 0.470		0-3 K2-4 1-2f			4-0 WP 1B BB		0-0 P5	0-3 K		3 1 0 0 1 2 2												
Gene Alley, R (1, 4) OBP: 0.296, SLG: 0.372			0-0 F4		0-0 G4-6-3 1-H 1B		0-0 F9	0-0 F9		4 0 1 1 0 0 1												
Del Crandall, R (1, 2) OBP: 0.306, SLG: 0.270			0-0		0-0 G4-6-3 1-2f		4-0 1-2 BB			2 0 1 0 1 0 1												
Don Schwall, R (1, 1) Tommie Sisk, R (6, 1) Donn Clendenon, R (7, PH) Wilbur Wood, R (7, 1)			0-0 F3		0-0 6-3		0-0 4-3			2 0 0 0 0 0 1 0 0 0 0 0 0 0 1 0 0 0 0 0 2 0 0 0 0 0 0 0												
Inning Stats	R: 0 E: 0 K: 0 S: 3	H: 1 LOB: 0 BB: 0 P: 3	R: 0 E: 0 K: 1 S: 4	H: 0 LOB: 1 BB: 1 P: 8	R: 0 E: 0 K: 1 S: 6	H: 1 LOB: 1 BB: 0 P: 6	R: 0 E: 0 K: 0 S: 3	H: 0 LOB: 0 BB: 0 P: 3	R: 2 E: 0 K: 0 S: 4	H: 2 LOB: 0 BB: 1 P: 8	R: 0 E: 0 K: 1 S: 6	H: 2 LOB: 1 BB: 0 P: 6	R: 0 E: 0 K: 0 S: 3	H: 0 LOB: 2 BB: 2 P: 11	R: 1 E: 0 K: 0 S: 4	H: 1 LOB: 0 BB: 0 P: 4	R: 0 E: 0 K: 1 S: 5	H: 0 LOB: 0 BB: 0 P: 5	1B: 5 2B: 2 3B: 0 HR: 1	SF: 0 SAC: 0 DP: 3 HBP: 0	WP: 2 PB: 0 SB: 0 CS: 0	PA: 34
PITCHER	IP WLS BF H R ER SO BB IBB HBP BLK WP HR S P ERA WHIP																					
Bobby Bolin, R (1, 1) ERA: 2.27	6.2 W 26 6 2 2 3 4 0 0 0 1 1 28 44 2.70 1.500																					
Frank Linzy, R (7, 1) ERA: 1.35	2.1 S 8 1 1 1 1 0 0 0 0 1 0 10 10 3.86 0.429																					



Batter	1	2	3	4	5	6	7	8	9	AB	R	H	RBI	BB	SO	LOB
Matty Alou, L OBP: 0.288, SLG: 0.315 (1, 9)	0-0 CS 1B	0-0 G3			0-0 4-3		0-3 K	0-0 G4-2-3 3-HF		5	0	1	0	0	1	3
Jim Davenport, R OBP: 0.291, SLG: 0.366 (1, 6)	0-3 K 1-2		0-0 F8		0-3 K		0-0 2B 3B			4	1	1	0	0	2	1
Willie McCovey, L OBP: 0.403, SLG: 0.561 (1, 3)	0-0 HR		0-0 6-3		0-0 3B 2B		0-0 5-3			4	2	2	1	0	0	1
Willie Mays, R OBP: 0.419, SLG: 0.711 (1, 8)	0-0 2B		0-0 E WP 1B		4-0 3B BB		0-0 2B			3	2	3	1	1	0	0
Jim Ray Hart, R OBP: 0.296, SLG: 0.419 (1, 5)	0-0 6-3		0-0 E6 1-3		0-0 1-H 2-H 3B		0-0 3-H F7			4	0	1	2	0	0	3
Cap Peterson, R OBP: 0.321, SLG: 0.373 (1, 7)		0-0 E 1B 1B	0-0 F8 3-H		0-0 4-3			0-0 1B G4-2-3 2B		4	1	2	0	0	0	2
Tom Haller, L OBP: 0.341, SLG: 0.327 (1, 2)		0-0 FC6-4 1-2 1B		0-0 G1-4-3 1B		0-0 G6-4-3 1B		1-0 1B HBP		3	0	3	0	0	0	0
Hal Lanier, R OBP: 0.265, SLG: 0.294 (1, 4)		0-0 FC6-4 1-2f 2-H E		0-0 G1-4-3 1-2f		0-0 G6-4-3 1-2f		0-0 1-2 2-3 1B		4	1	1	0	0	0	3
Bobby Bolin, R OBP: 0.167, SLG: 0.167 (1, 1)		0-3 K		0-3 K		0-0 6-3		0-0 F2		3	0	0	0	0	2	0
Frank Linzy, R (7, 1)										1	0	0	0	0	0	3

Inning Stats	R: 1	H: 3	E: 0	K: 1	S: 7	H: 3	LOB: 1	BB: 0	P: 7	R: 2	H: 2	E: 2	K: 1	S: 7	H: 2	LOB: 0	BB: 0	P: 7	R: 1	H: 1	E: 1	K: 0	S: 5	H: 1	LOB: 1	BB: 0	P: 5	R: 0	H: 1	E: 0	K: 1	S: 5	H: 2	LOB: 1	BB: 1	P: 11	R: 0	H: 1	E: 0	K: 0	S: 3	H: 2	LOB: 0	BB: 0	P: 3	R: 1	H: 2	E: 0	K: 1	S: 7	H: 2	LOB: 1	BB: 0	P: 7	R: 0	H: 2	E: 0	K: 0	S: 4	H: 2	LOB: 2	BB: 0	P: 5
1B: 7	SF: 0	2B: 4	SAC: 0	3B: 2	DP: 3	HR: 1	HBP: 1	WP: 1	PA: 37																																																						

PITCHER	IP	WLS	BF	H	R	ER	SO	BB	IBB	HBP	BLK	WP	HR	S	P	ERA	WHIP
Don Schwall, R (1, 1)	5.0	L	24	9	6	3	4	1	0	0	0	1	1	31	35	5.40	2.000
Tommie Sisk, R (6, 1)	1.0		3	1	0	0	0	0	0	0	0	0	0	3	3	0.00	1.000
Wilbur Wood, L (7, 1)	2.0		10	4	1	1	1	0	0	1	0	0	0	11	12	4.50	2.000


BOTTOM

Pittsburgh Pirates @ San Francisco Giants
Candlestick Park, San Francisco, CA
 Sun Jun 20 1965, 6:38 AM EDT
 Att. 39,757 - Unknown

AB	35
R	7
H	14
RBI	4
BB	1
SO	5
LOB	16



WP	PA	ERA	WHIP
1	37		

Batter	1	2	3	4	5	6	7	8	9	AB R H RBI BB SO LOB	TOP											
Bob Bailey, R (1, 5) OBP: 0.341, SLG: 0.346	0-0 1B	0-3 K		0-0 1B			0-3 K		0-3 K	5 0 2 0 0 3 0	Pittsburgh Pirates @ San Francisco Giants Candlestick Park, San Francisco, CA Tue Jun 22 1965, 10:05 PM EDT Att. 10,537 - Unknown AB 37 R 6 H 11 RBI 6 BB 1 SO 9 LOB 10 											
Bill Virdon, L (1, 8) OBP: 0.348, SLG: 0.399	0-0 F5		0-0 HR 1B	0-0 F4			0-0 G4-6-3 1B		0-0 4-3	5 1 2 0 0 0 2												
Donn Clendenon, R (1, 3) OBP: 0.358, SLG: 0.477	0-3 K		0-3 K				0-0 G4-6-3 1-2f			4 0 0 0 0 3 3												
Willie Stargell, L (1, 9) OBP: 0.341, SLG: 0.599	0-0 F4		0-0 HR					0-0 HR		4 2 2 3 0 0 1												
Jerry Lynch, L (1, 7) OBP: 0.372, SLG: 0.538 Manny Mota, R (5, 7) OBP: 0.261, SLG: 0.240		0-0 6-3	0-0 F6			0-0 F7		0-3 K		3 0 0 0 0 0 0 1 0 0 0 0 1 0												
Andre Rodgers, R (1, 6) OBP: 0.394, SLG: 0.465		0-0 4-3	4-0 BB				0-0 G4-6-3 1B		0-0 F8	3 0 1 0 1 0 0												
Gene Alley, R (1, 4) OBP: 0.300, SLG: 0.375		0-0 1B HR 1B	0-0 F6				0-0 G4-6-3 1-2f		0-0 1B	4 1 2 0 0 0 2												
Jim Pagliaroni, R (1, 2) OBP: 0.340, SLG: 0.424		0-0 HR 1B		0-0 F4			0-0 E6		0-0 F2	4 1 1 0 0 0 1												
Vern Law, R (1, 1) OBP: 0.229, SLG: 0.314		0-0 HR		0-3 K			0-3 K		0-0 3-1	4 1 1 3 0 2 1												
Inning Stats	R: 0 E: 0 K: 1 S: 6	H: 1 LOB: 1 BB: 0 P: 6	R: 3 E: 0 K: 1 S: 8	H: 3 LOB: 0 BB: 0 P: 8	R: 2 E: 0 K: 1 S: 7	H: 2 LOB: 1 BB: 1 P: 11	R: 0 E: 0 K: 1 S: 6	H: 1 LOB: 1 BB: 0 P: 6	R: 0 E: 0 K: 1 S: 5	H: 1 LOB: 0 BB: 0 P: 5	R: 0 E: 0 K: 1 S: 6	H: 1 LOB: 1 BB: 0 P: 6	R: 0 E: 0 K: 1 S: 5	H: 1 LOB: 0 BB: 0 P: 5	R: 1 E: 0 K: 1 S: 7	H: 2 LOB: 1 BB: 0 P: 7	R: 0 E: 0 K: 1 S: 5	H: 0 LOB: 0 BB: 0 P: 5	1B: 8 2B: 0 3B: 0 HR: 3	SF: 0 SAC: 0 DP: 2 HBP: 0	WP: 0 PB: 0 SB: 0 CS: 0	PA: 38
PITCHER	IP WLS BF H R ER SO BB IBB HBP BLK WP HR S P ERA WHIP																					
Gaylord Perry, R (1, 1) ERA: 3.66	2.1 L 13 6 5 5 3 0 0 0 0 0 0 2 19 19 19.29 2.571																					
Masanori Murakami, L (3, 1) ERA: 5.12	5.2 22 5 1 1 5 1 0 0 0 0 0 1 31 35 1.59 1.059																					
Ron Herbel, R (9, 1) ERA: 3.31	1.0 3 0 0 0 0 1 0 0 0 0 0 0 5 5 0.00 0.000																					

Batter	1	2	3	4	5	6	7	8	9	AB R H RBI BB SO LOB
Jim Davenport, R (1, 6) OBP: 0.281, SLG: 0.352	0-3 K		0-3 K			0-0 6-3		0-0 F9		4 0 0 0 0 2 0
Matty Alou, L (1, 8) OBP: 0.287, SLG: 0.313	0-0 1-3		0-0 G3			0-0 1B		0-0 F7		4 0 1 0 0 0 0
Willie McCovey, L (1, 3) OBP: 0.401, SLG: 0.553	4-0 FC6-4 BB			0-0 F5		0-3 K		0-0 1-3		3 0 0 0 1 1 1
Jim Ray Hart, R (1, 5) OBP: 0.291, SLG: 0.412	0-0 FC6-4			0-0 G3		0-0 6-3		0-0 6-3		4 0 0 0 0 0 2
Jesus Alou, R (1, 9) OBP: 0.324, SLG: 0.432		0-0 G4-6-3 1B		0-0 F2			0-0 1-3			3 0 1 0 0 0 0
Tom Haller, L (1, 2) OBP: 0.335, SLG: 0.321		0-0 G4-6-3			0-0 F7		0-0 F7			3 0 0 0 0 0 1
Len Gabrielson, L (1, 7) OBP: 0.337, SLG: 0.403		0-0 2B			0-3 K2-3		0-3 K			3 0 1 0 0 2 0
Hal Lanier, R (1, 4) OBP: 0.266, SLG: 0.294		0-0 F7			0-0 1B		0-0 5-3			3 0 1 0 0 0 1
Gaylord Perry, R (1, 1) OBP: 0.136, SLG: 0.095			0-3 K		0-0 F5		0-0 4-3			0 0 0 0 0 0 0
Masanori Murakami, L (3, 1) OBP: 0.311, SLG: 0.283										2 0 0 0 0 1 1
Dick Schofield, S (8, PH) OBP: 0.067, SLG: 0.067										1 0 0 0 0 0 0
Ron Herbel, R (9, 1)										0 0 0 0 0 0 0

Inning Stats	R: 0 E: 0 K: 1 S: 5	H: 0 LOB: 1 BB: 1 P: 9	R: 0 E: 0 K: 0 S: 4	H: 2 LOB: 1 BB: 0 P: 4	R: 0 E: 0 K: 2 S: 7	H: 0 LOB: 0 BB: 0 P: 7	R: 0 E: 0 K: 0 S: 3	H: 0 LOB: 0 BB: 0 P: 3	R: 0 E: 0 K: 1 S: 6	H: 1 LOB: 1 BB: 0 P: 6	R: 0 E: 0 K: 1 S: 6	H: 1 LOB: 1 BB: 0 P: 6	R: 0 E: 0 K: 1 S: 5	H: 0 LOB: 0 BB: 0 P: 5	R: 0 E: 0 K: 0 S: 3	H: 0 LOB: 0 BB: 0 P: 3	R: 0 E: 0 K: 0 S: 3	H: 0 LOB: 0 BB: 0 P: 3	1B: 3 2B: 1 3B: 0 HR: 0	SF: 0 SAC: 0 DP: 1 HBP: 0	WP: 0 PB: 0 SB: 0 CS: 0	PA: 31																			
PITCHER Vern Law, R (1, 1) ERA: 1.59	IP 9.0	WLS W	BF 31	H 4	R 0	ER 0	SO 6	BB 1	IBB 0	HBP 0	BLK 0	WP 0	HR 0	S 42	P 46	ERA 0.00	WHIP 0.556																								
																						PITCHER	IP	WLS	BF	H	R	ER	SO	BB	IBB	HBP	BLK	WP	HR	S	P	ERA	WHIP		


BOTTOM

Pittsburgh Pirates @ San Francisco Giants
Candlestick Park, San Francisco, CA

Tue Jun 22 1965, 10:05 PM EDT
Att. 10,537 - Unknown

livebaseballscorecards.com

AB	30
R	0
H	4
RBI	0
BB	1
SO	6
LOB	6



Batter	1	2	3	4	5	6	7	8	9	AB R H RBI BB SO LOB	TOP																									
Bob Bailey, R (1, 5) OBP: 0.342, SLG: 0.352	0-0 5-3		0-0 K 2B		0-3 K			0-0 1B 1B	0-0 5-3	5 0 2 0 0 1 3																										
Bill Virdon, L (1, 8) OBP: 0.346, SLG: 0.396	0-0 F8		0-3 K			0-0 F3		0-0 1B 1-2 1B		4 0 1 0 0 1 1																										
Roberto Clemente, R (1, 9) OBP: 0.354, SLG: 0.430	0-0 3B			0-0 F9		0-0 F9		0-0 F3		4 0 1 0 0 0 2																										
Willie Stargell, L (1, 7) OBP: 0.335, SLG: 0.588	0-0 F8			0-0 4-1		0-3 K		0-0 F2		4 0 0 0 0 1 3																										
Donn Clendenon, R (1, 3) OBP: 0.364, SLG: 0.481		0-0 F9		0-0 1B			0-0 1B		0-0 1B 1B	4 1 3 0 0 0 0																										
Bill Mazaroski, R (1, 4) OBP: 0.290, SLG: 0.336		0-0 1-3		0-0 F6			0-0 F5		0-0 F9	4 0 0 0 0 0 3																										
Gene Alley, R (1, 6) OBP: 0.300, SLG: 0.372		0-0 5-3			0-0 1B		0-0 F8		0-0 F8	4 0 1 0 0 0 2																										
Jim Pagliaroni, R (1, 2) OBP: 0.337, SLG: 0.419			0-0 F7		0-0 F3		0-0 2-3		0-0 1B 1-2 1B	4 0 1 0 0 0 2																										
Bob Veale, S (1, 1) OBP: 0.114, SLG: 0.093			0-0 F8		0-0 F9			0-0 1-3	0-0 1B 1-2 2-H	2 0 0 0 0 0 1																										
Tommie Sisk, R (7, 1)										0 0 0 0 0 0 0																										
Manny Mota, R (8, PH) OBP: 0.259, SLG: 0.238										1 0 0 0 0 0 0																										
Wilbur Wood, R (8, 1)										0 0 0 0 0 0 0																										
Gene Freese, R (9, PH) OBP: 0.383, SLG: 0.411										1 0 1 1 0 0 0																										
Inning Stats	R: 0 E: 0 K: 0 S: 4	H: 1 LOB: 1 BB: 0 P: 4	R: 0 E: 0 K: 0 S: 3	H: 0 LOB: 0 BB: 0 P: 3	R: 0 E: 0 K: 1 S: 6	H: 1 LOB: 1 BB: 0 P: 6	R: 0 E: 0 K: 1 S: 4	H: 1 LOB: 1 BB: 0 P: 4	R: 0 E: 0 K: 1 S: 5	H: 0 LOB: 0 BB: 0 P: 5	R: 0 E: 0 K: 0 S: 4	H: 1 LOB: 1 BB: 0 P: 4	R: 0 E: 0 K: 0 S: 5	H: 2 LOB: 2 BB: 0 P: 5	R: 1 E: 0 K: 0 S: 6	H: 3 LOB: 2 BB: 0 P: 6	1B: 8 2B: 1 3B: 1 HR: 0	SF: 0 SAC: 0 DP: 0 HBP: 0	WP: 0 PB: 0 SB: 0 CS: 0	PA: 37																
PITCHER	IP WLS BF H R ER SO BB IBB HBP BLK WP HR S P ERA WHIP																																			
Jack Sanford, R (1, 1) ERA: 3.55	2.2		9	1	0	0	0	0	0	0	0	0	0	9	9	0.00	0.375																			
Ron Herbel, R (3, 1) ERA: 3.07	5.0	W	21	6	0	0	3	0	0	0	0	0	0	27	27	0.00	1.200																			
Bill Henry, L (8, 1) ERA: 2.79	1.0		6	3	1	1	0	0	0	0	0	0	0	6	6	9.00	3.000																			
Frank Linzy, R (9, 1) ERA: 1.33	0.1	S	1	0	0	0	0	0	0	0	0	0	0	1	1	0.00	0.000																			

Pittsburgh Pirates @ San Francisco Giants
 Candlestick Park, San Francisco, CA
 Wed Jun 23 1965, 6:33 AM EDT
 Att. 8,209 - Unknown

AB	37
R	1
H	10
RBI	1
BB	0
SO	3
LOB	17



Batter	1	2	3	4	5	6	7	8	9
Jim Davenport, R (1, 6) OBP: 0.286, SLG: 0.355	0-0 F3		0-3 K		0-0 G1-6-3 1B		0-0 E3	0-0 G6-3 1B	
Jesus Alou, R (1, 9) OBP: 0.318, SLG: 0.424	0-3 K		0-0 5-3		0-0 G1-6-3 1-2f		0-0 FC3-6 2B	0-0 G6-3 1-2f	
Willie McCovey, L (1, 3) OBP: 0.398, SLG: 0.548	0-3 K2-3		0-3 K		0-0 1B		0-0 5-3 2B		
Dick Bertell, R (5, 2) OBP: 0.302, SLG: 0.255					0-0 1B		4-0 2B		
Bob Schroder, L (7, PR)									
Tom Haller, L (8, 2) OBP: 0.335, SLG: 0.321									
Willie Mays, R (1, 8) OBP: 0.424, SLG: 0.723		0-0 HR		0-0 F8	0-0 1-2 1B		4-0 2B	5-3 2B	
Jim Ray Hart, R (1, 5) OBP: 0.290, SLG: 0.407		0-0 F9		4-0 BB 1B SF9	0-0 1-3		0-0 5-3		
Cap Peterson, R (1, 7) OBP: 0.350, SLG: 0.418		0-0 4-3		0-0 BB 1B		0-0 1B 1-3 K2	0-0 1B		
Matty Alou, L (8, 7) OBP: 0.287, SLG: 0.313				1-2 BB 1B			2-H 3-H 2B		
Jack Hiatt, R (1, 2) OBP: 0.381, SLG: 0.417		4-0 BB BB		4-0 BB BB	1-2 2-3 BB	0-0 1-3	0-0 2-H 1B		
Hal Lanier, R (1, 4) OBP: 0.271, SLG: 0.296		4-0 BB BB		0-0 SF9	0-0 3-H 1B	0-0 2-3 1B	0-3 K		
Jack Sanford, R (1, 1) OBP: 0.167, SLG: 0.091	0-0 4-3		0-0 4-3	0-0 F9	0-3 K2		0-3 K		
Ron Herbel, R (3, 1) OBP: 0.059, SLG: 0.059									
Bill Henry, L (8, 1)									
Frank Linzy, R (9, 1)									

Inning Stats	R: 0	H: 0	E: 0	K: 2	S: 7	R: 1	H: 1	E: 0	K: 0	S: 4	R: 0	H: 0	E: 0	K: 2	S: 7	R: 1	H: 1	E: 0	K: 0	S: 4	R: 0	H: 3	E: 0	K: 0	S: 5	R: 0	H: 2	E: 0	K: 1	S: 6	R: 4	H: 3	E: 1	K: 1	S: 9	R: 0	H: 1	E: 0	K: 1	S: 5
	LOB: 0	BB: 0	P: 7	LOB: 2	BB: 2	P: 12	LOB: 0	BB: 0	P: 7	LOB: 2	BB: 2	P: 12	LOB: 2	BB: 0	P: 5	LOB: 2	BB: 0	P: 6	LOB: 2	BB: 0	P: 13	LOB: 0	BB: 0	P: 5	LOB: 0	BB: 0	P: 5	LOB: 0	BB: 0	P: 5	LOB: 0	BB: 0	P: 5	LOB: 0	BB: 0	P: 5	LOB: 0	BB: 0	P: 5	

PITCHER	IP	WLS	BF	H	R	ER	SO	BB	IBB	HBP	BLK	WP	HR	S	P	ERA	WHIP
Bob Veale, L (1, 1) ERA: 2.79	6.2	L	33	9	6	2	5	4	1	0	0	0	1	38	58	2.70	1.950
Tommie Sisk, R (7, 1) ERA: 4.5	0.1		2	1	0	0	1	0	0	0	0	0	0	4	4	0.00	3.000
Wilbur Wood, L (8, 1) ERA: 1.32	1.0		3	1	0	0	1	0	0	0	0	0	0	5	5	0.00	1.000

BOTTOM

Pittsburgh Pirates @ San Francisco Giants
Candlestick Park, San Francisco, CA

Wed Jun 23 1965, 6:33 AM EDT
Att. 8,209 - Unknown

AB	R	H	RBI	BB	SO	LOB
5	0	2	0	0	1	0
5	1	0	0	0	1	3
2	0	0	0	0	2	0
2	0	2	1	0	0	0
0	1	0	0	0	0	0
0	0	0	0	0	0	0
3	2	2	1	1	0	0
3	1	0	0	1	0	4
4	1	3	2	0	0	0
0	0	0	0	0	0	0
2	0	1	1	2	0	1
2	0	1	1	1	1	2
1	0	0	0	0	0	2
2	0	0	0	0	1	4
1	0	0	0	0	1	0
0	0	0	0	0	0	0

AB	32
R	6
H	11
RBI	6
BB	5
SO	7
LOB	16

livebaseballscores.com

GIANTS

WP	PA
0	38

Batter	1	2	3	4	5	6	7	8	9	AB R H RBI BB SO LOB	TOP									
John Briggs, L (1, 8) OBP: 0.373, SLG: 0.410	4-0 SH3-4 BB		0-0 F2			4-0 1B BB	0-3 K			2 1 0 0 2 1 1	Philadelphia Phillies @ San Francisco Giants Candlestick Park, San Francisco, CA Thu Jun 24 1965, 6:33 AM EDT Att. 8,738 - Unknown									
Cookie Rojas, R (1, 4) OBP: 0.391, SLG: 0.432	0-0 SH3-4 1-2			0-3 K		0-0 1B 1B		0-0 F9		3 1 1 0 0 1 0										
Johnny Callison, L (1, 9) OBP: 0.339, SLG: 0.563	0-3 K			0-0 G6-3 1B		0-0 1B 1B		0-0 3-1		4 0 2 1 0 1 1										
Dick Allen, R (1, 5) OBP: 0.410, SLG: 0.548	0-0 F4			0-0 G6-3 1-2f		0-3 K		0-0 2B		4 0 1 0 0 1 4										
Tony Gonzalez, L (1, 7) OBP: 0.359, SLG: 0.514		0-0 G6-4-3 1B			0-0 4-3 1B	0-0 1-2 G4-3 1B		0-0 L9		4 0 3 1 0 0 1										
Dick Stuart, R (1, 3) OBP: 0.325, SLG: 0.447		0-0 G6-4-3 1-2f			0-0 4-3	0-0 G4-3		0-0 HR		4 1 1 1 0 0 4										
Ruben Amaro, R (9, 3) OBP: 0.299, SLG: 0.218										0 0 0 0 0 0 0										
Bobby Wine, R (1, 6) OBP: 0.267, SLG: 0.221		0-3 K			0-0 6-3		0-0 FC1-6 1B		0-0 5-3	4 0 1 0 0 1 1										
Pat Corrales, R (1, 2) OBP: 0.462, SLG: 0.500			0-3 K		4-0 IBB		0-0 FC1-6 SH1-4		0-0 F9	3 0 0 0 1 1 1										
Jim Bunning, R (1, 1) OBP: 0.220, SLG: 0.293			0-3 K		0-3 K		0-0 SH1-4		0-3 K	2 0 0 0 0 2 2										
Ray Herbert, R (6, 1) OBP: 0.318, SLG: 0.364										1 0 0 0 0 1 0										
Inning Stats	R: 0 E: 0 K: 1 S: 5	H: 0 LOB: 1 BB: 1 P: 9	R: 0 E: 0 K: 1 S: 5	H: 1 LOB: 0 BB: 0 P: 5	R: 0 E: 0 K: 2 S: 7	H: 0 LOB: 0 BB: 0 P: 7	R: 0 E: 0 K: 1 S: 6	H: 1 LOB: 2 BB: 1 P: 10	R: 2 E: 0 K: 1 S: 7	H: 3 LOB: 1 BB: 1 P: 11	R: 0 E: 0 K: 1 S: 6	H: 1 LOB: 1 BB: 0 P: 6	R: 0 E: 0 K: 0 S: 4	H: 1 LOB: 1 BB: 0 P: 4	R: 1 E: 0 K: 1 S: 6	H: 1 LOB: 0 BB: 0 P: 6	1B: 7 2B: 1 3B: 0 HR: 1	SF: 0 SAC: 2 DP: 3 HBP: 0	WP: 0 PB: 0 SB: 0 CS: 0	PA: 36
PITCHER	IP WLS BF H R ER SO BB IBB HBP BLK WP HR S P ERA WHIP																			
Juan Marichal, R (1, 1) ERA: 1.76	8.0 L 32 8 2 2 8 2 1 0 0 0 0 0 45 57 2.25 1.250																			
Bobby Bolin, R (9, 1) ERA: 2.4	1.0 4 1 1 1 1 0 0 0 0 0 0 1 6 6 9.00 1.000																			

livebaseballscorecards.com

AB	31
R	3
H	9
RBI	3
BB	3
SO	9
LOB	15



Batter	1	2	3	4	5	6	7	8	9	AB	R	H	RBI	BB	SO	LOB
Jim Davenport, R (1, 6) OBP: 0.285, SLG: 0.351	0-3 K		0-0 F6		0-3 K			0-0 1-3 1B		4	0	1	0	0	2	0
Matty Alou, L (1, 7) OBP: 0.291, SLG: 0.317	0-0 4-3		0-0 FC5-4 1B			0-0 G6-4-3 1B		0-0 1-3 1-2		4	0	2	0	0	0	1
Willie Mays, R (1, 8) OBP: 0.421, SLG: 0.714	0-3 K		0-0 FC5-4 1-2f			0-0 G6-4-3 1-2f		4-0 BB		3	0	0	0	1	1	2
Jim Ray Hart, R (1, 5) OBP: 0.290, SLG: 0.402		0-0 F9	0-3 K			4-0 FC6-4 BB		0-0 G3		3	0	0	0	1	1	3
Jesus Alou, R (1, 9) OBP: 0.317, SLG: 0.421		0-0 5-3		0-0 F8		0-0 FC6-4 1-2f		0-0 G6-4-3 1B		4	0	1	0	0	0	1
Len Gabrielson, L (1, 3) OBP: 0.333, SLG: 0.395		0-0 1B 1B 1B		0-0 F5			0-0 6-3	0-0 F7		4	1	1	0	0	0	1
Tom Haller, L (1, 2) OBP: 0.337, SLG: 0.323		0-0 1B 1B		0-0 F8			0-0 5-3	0-0 G6-4-3 1-2f		2	0	1	0	0	0	0
Jack Hiatt, R (6, 2) OBP: 0.364, SLG: 0.395		1-3 1B 1B		0-0 F8						2	0	0	0	0	0	1
Hal Lanier, R (1, 4) OBP: 0.271, SLG: 0.297		0-0 1-2 3-H 1B		0-0 6-3			0-0 F8			3	0	1	1	0	0	0
Juan Marichal, R (1, 1) OBP: 0.213, SLG: 0.200		0-0 F7		0-3 K				0-3 K		2	0	0	0	0	1	2
Willie McCovey, L (8, PH) OBP: 0.396, SLG: 0.545										1	0	0	0	0	1	0
Bobby Bolin, R (9, 1) OBP: 0.167, SLG: 0.167										0	0	0	0	0	0	0

Inning Stats	R: 0	H: 0	E: 0	K: 2	S: 7	R: 1	H: 3	E: 0	K: 0	S: 6	R: 0	H: 1	E: 0	K: 1	S: 6	R: 0	H: 0	E: 0	K: 0	S: 3	R: 0	H: 1	E: 0	K: 2	S: 7	R: 0	H: 0	E: 0	K: 0	S: 3	R: 0	H: 0	E: 0	K: 0	S: 3	R: 0	H: 1	E: 0	K: 1	S: 6	R: 0	H: 1	E: 0	K: 0	S: 3	R: 0	H: 0	E: 0	K: 0	S: 3	R: 0	H: 1	E: 0	K: 0	S: 3
	0	0	0	2	7	1	3	0	0	6	0	1	0	1	6	0	0	0	0	3	0	0	0	1	0	0	7	0	0	0	0	3	0	1	0	0	3	0	0	0	6	0	1	0	0	3	0	1	0	0	3	0	0	0	3

BOTTOM

Philadelphia Phillies @ San Francisco Giants
Candlestick Park, San Francisco, CA

Thu Jun 24 1965, 6:33 AM EDT
Att. 8,738 - Unknown

livebaseballscorecards.com

AB	32
R	1
H	7
RBI	1
BB	2
SO	6
LOB	11



PITCHER	IP	WLS	BF	H	R	ER	SO	BB	IBB	HBP	BLK	WP	HR	S	P	ERA	WHIP
Jim Bunning, R (1, 1) ERA: 3.23	5.0	W	20	5	1	1	5	0	0	0	0	0	0	30	30	1.80	1.000
Ray Herbert, R (6, 1) ERA: 2.93	4.0	S	14	2	0	0	1	2	0	0	0	0	0	14	22	0.00	1.000

Batter	1	2	3	4	5	6	7	8	9	AB R H RBI BB SO LOB	TOP									
John Briggs, L (1, 8) OBP: 0.364, SLG: 0.381	0-0 4-3		4-0 BB			0-0 F4		0-0 4-3		3 0 0 0 1 0 0										
Cookie Rojas, R (1, 4) OBP: 0.388, SLG: 0.426	0-0 F7		0-0 4-3			4-0 BB		0-0 F8		3 0 0 0 1 0 1										
Johnny Callison, L (1, 9) OBP: 0.334, SLG: 0.554	0-3 K			0-0 4-3		0-3 K		0-0 E1		4 0 0 0 0 2 1										
Dick Allen, R (1, 5) OBP: 0.404, SLG: 0.540		0-0 F3		0-3 K		0-0 6-3		0-3 K		4 0 0 0 0 2 1										
Wes Covington, L (1, 7) OBP: 0.280, SLG: 0.516		0-0 HR		0-0 G3		4-0 BB		0-3 K		3 1 1 1 1 1 1										
Dick Stuart, R (1, 3) OBP: 0.321, SLG: 0.440		0-3 K			0-0 F9		0-0 F7			3 0 0 0 0 1 1										
Bobby Wine, R (1, 6) OBP: 0.260, SLG: 0.214		0-0 F8			0-0 6-3		0-0 4-3			2 0 0 0 0 0 0										
John Herrnstein, L (7, PH) OBP: 0.240, SLG: 0.250										1 0 0 0 0 0 1	AB 29									
Ruben Amaro, R (7, 6) OBP: 0.299, SLG: 0.218										0 0 0 0 0 0 0	R 1									
Pat Corrales, R (1, 2) OBP: 0.429, SLG: 0.458			0-0 1-3		0-0 F7			0-0 6-3		2 0 0 0 0 0 0	H 1									
Jack Baldschun, R (5, 1)										0 0 0 0 0 0 0	RBI 1									
Tony Taylor, R (8, PH) OBP: 0.314, SLG: 0.347										1 0 0 0 0 0 0	BB 3									
Art Mahaffey, R (8, 1) OBP: 0.118, SLG: 0.118										0 0 0 0 0 0 0	SO 6									
Bo Belinsky, L (1, 1) OBP: 0.318, SLG: 0.286			0-0 3-1		0-0 G3			0-0 4-3		1 0 0 0 0 0 0	LOB 6									
Clay Dalrymple, L (5, 2) OBP: 0.279, SLG: 0.282										2 0 0 0 0 0 0										
Inning Stats	R: 0 E: 0 K: 1 S: 5	H: 0 LOB: 0 BB: 0 P: 5	R: 1 E: 0 K: 1 S: 6	H: 1 LOB: 0 BB: 0 P: 6	R: 0 E: 0 K: 0 S: 3	H: 0 LOB: 1 BB: 1 P: 7	R: 0 E: 0 K: 1 S: 5	H: 0 LOB: 0 BB: 0 P: 5	R: 0 E: 0 K: 0 S: 3	H: 0 LOB: 1 BB: 1 P: 9	R: 0 E: 0 K: 0 S: 3	H: 0 LOB: 1 BB: 1 P: 7	R: 0 E: 0 K: 0 S: 3	H: 0 LOB: 0 BB: 0 P: 3	R: 0 E: 1 K: 2 S: 8	H: 0 LOB: 1 BB: 0 P: 8	1B: 0 2B: 0 3B: 0 HR: 1	SF: 0 SAC: 0 DP: 0 HBP: 0	WP: 0 PB: 0 SB: 0 CS: 0	PA: 32
PITCHER Bob Shaw, R (1, 1) ERA: 2.42	IP 9.0 WLS W BF 32 H 1 R 1 ER 1 SO 6 BB 3 IBB 0 HBP 0 BLK 0 WP 0 HR 1 S 41 P 53 ERA 1.00 WHIP 0.444																			PITCHER IP WLS BF H R ER SO BB IBB HBP BLK WP HR S P ERA WHIP

Philadelphia Phillies @ San Francisco Giants
Candlestick Park, San Francisco, CA

Fri Jun 25 1965, 10:05 PM EDT
Att. 12,948 - Unknown

livebaseballscorecards.com



Batter	1	2	3	4	5	6	7	8	9
Jim Davenport, R (1, 6) <small>OBP: 0.299, SLG: 0.353</small>	0-0 2B 1B	0-0 5-3			4-0 WP 2B BB		4-0 1B BB		
Jesus Alou, R (1, 9) <small>OBP: 0.323, SLG: 0.430</small>	0-0 1-H 1B 2B		0-0 1-5-3 1B		0-3 K 1-2		0-0 1-2 1B		
Willie Mays, R (1, 8) <small>OBP: 0.419, SLG: 0.705</small>	0-3 K		0-0 F5		4-0 2B IBB		0-0 F8		
Jim Ray Hart, R (1, 5) <small>OBP: 0.293, SLG: 0.405</small>	0-0 F3		0-0 1-5-3		0-0 1-H 2-H 2B		4-0 SH2-3 BB		
Cap Peterson, R (1, 7) Matty Alou, L (6, PH) <small>OBP: 0.290, SLG: 0.316</small> (7, 7)	0-0 2-H 1B		0-0 F9		0-0 B2		0-0 SH2-3		
Jack Hiatt, R (1, 3) <small>OBP: 0.354, SLG: 0.366</small>	4-0 BB		0-3 K		0-3 K		0-0 6-3		
Hal Lanier, R (1, 4) <small>OBP: 0.271, SLG: 0.296</small>	0-0 F8		0-0 G5-4-3 1B		0-0 6-3		0-3 K		
Randy Hundley, R (1, 2)		0-0 F2	0-0 G5-4-3		0-0 1-3				
Bob Shaw, R (1, 1) <small>OBP: 0.103, SLG: 0.103</small>		0-0 6-3			0-0 5-3		0-0 F8		

Inning Stats	R: 2 E: 0 K: 1 S: 8	H: 3 LOB: 2 BB: 1 P: 12	R: 0 E: 0 K: 0 S: 3	H: 0 LOB: 0 BB: 0 P: 3	R: 0 E: 0 K: 0 S: 4	H: 1 LOB: 1 BB: 0 P: 4	R: 0 E: 0 K: 1 S: 5	H: 1 LOB: 0 BB: 0 P: 5	R: 2 E: 0 K: 1 S: 5	H: 1 LOB: 1 BB: 2 P: 13	R: 0 E: 0 K: 1 S: 5	H: 0 LOB: 0 BB: 0 P: 5	R: 0 E: 0 K: 0 S: 4	H: 1 LOB: 2 BB: 1 P: 8	R: 0 E: 0 K: 1 S: 5	H: 0 LOB: 1 BB: 1 P: 9
1B: 5 2B: 2 3B: 0 HR: 0	SF: 0 SAC: 1 DP: 1 HBP: 0	WP: 1 PB: 0 SB: 0 CS: 0	PA: 34													

PITCHER	IP	WLS	BF	H	R	ER	SO	BB	IBB	HBP	BLK	WP	HR	S	P	ERA	WHIP
Bo Belinsky, L (1, 1) <small>ERA: 5.69</small>	4.1	L	19	5	3	3	2	2	0	0	0	0	0	21	29	6.23	1.615
Jack Baldschun, R (5, 1) <small>ERA: 3.71</small>	2.2		11	2	1	1	2	1	1	0	0	1	0	13	21	3.38	1.125
Art Mahaffey, R (8, 1) <small>ERA: 6.11</small>	1.0		4	0	0	0	1	1	0	0	0	0	0	5	9	0.00	1.000

BOTTOM

Philadelphia Phillies @ San Francisco Giants
 Candlestick Park, San Francisco, CA
 Fri Jun 25 1965, 10:05 PM EDT
 Att. 12,948 - Unknown

livebaseballscorecards.com

AB	28
R	4
H	7
RBI	4
BB	5
SO	5
LOB	13



Batter	1	2	3	4	5	6	7	8	9	AB R H RBI BB SO LOB	TOP																
John Briggs, L (1, 8) OBP: 0.367, SLG: 0.356	4-0 HR BB	0-0 4-3		0-0 F5			0-0 F7		4-0 BB	3 1 0 0 2 0 2																	
Cookie Rojas, R (1, 4) OBP: 0.384, SLG: 0.425	0-0 4-3		0-0 F8		0-0 F8		0-0 2B		0-0 F9	5 0 1 1 0 0 2																	
Johnny Callison, L (1, 9) OBP: 0.332, SLG: 0.545	0-0 F4		1-0 BB 2B HBP		0-0 F6		0-0 F9		0-0 F4	4 1 0 0 0 0 3																	
Dick Allen, R (1, 5) OBP: 0.405, SLG: 0.549	0-0 HR		4-0 2B 4-3 BB		0-0 F5			0-0 F9		3 2 1 2 1 0 0																	
Wes Covington, L (1, 7) OBP: 0.299, SLG: 0.534 John Herrnstein, L (8, PR) OBP: 0.240, SLG: 0.250	0-0 1B		0-0 4-3 2B		0-0 G4-6-3 1B			4-0 1B BB		3 0 3 1 1 0 0 0 0 0 0 0 0 0																	
Dick Stuart, R (1, 3) OBP: 0.315, SLG: 0.432 Ruben Amaro, R (8, 3) OBP: 0.299, SLG: 0.218	0-3 K		0-0 4-3		0-0 G4-6-3			0-0 F8		4 0 0 1 0 1 4 0 0 0 0 0 0 0																	
Clay Dalrymple, L (1, 2) OBP: 0.278, SLG: 0.281			0-0 F8		0-0 F8		0-0 F8		0-0 1B	4 0 1 0 0 0 1																	
Bobby Wine, R (1, 6) OBP: 0.247, SLG: 0.203			0-0 6-3		0-0 F5		0-0 G3		0-0 F8	4 0 0 0 0 0 2																	
Chris Short, R (1, 1) OBP: 0.125, SLG: 0.125 Alex Johnson, R (2, PH) OBP: 0.323, SLG: 0.419 Lew Burdette, R (2, 1) OBP: 0.455, SLG: 0.545 Tony Taylor, R (9, PH) OBP: 0.313, SLG: 0.345 Gary Wagner, R (9, 1)			4-0 S BB		0-3 K		0-0 2B 1B		0-3 K	0 0 0 0 0 0 0 0 0 0 0 1 0 0 2 1 1 0 0 1 0 1 0 0 0 0 1 0 0 0 0 0 0 0 0																	
Inning Stats	R: 2 E: 0 K: 1 S: 7	H: 2 LOB: 1 BB: 1 P: 11	R: 0 E: 0 K: 0 S: 3	H: 0 LOB: 1 BB: 1 P: 7	R: 2 E: 0 K: 0 S: 4	H: 1 LOB: 1 BB: 1 P: 9	R: 0 E: 0 K: 1 S: 5	H: 0 LOB: 0 BB: 0 P: 5	R: 0 E: 0 K: 0 S: 3	H: 1 LOB: 0 BB: 0 P: 3	R: 1 E: 0 K: 0 S: 5	H: 2 LOB: 1 BB: 0 P: 5	R: 0 E: 0 K: 0 S: 4	H: 1 LOB: 2 BB: 1 P: 8	R: 0 E: 0 K: 1 S: 5	H: 0 LOB: 1 BB: 1 P: 9	1B: 4 2B: 2 3B: 0 HR: 1	SF: 0 SAC: 0 DP: 1 HBP: 1	WP: 0 PB: 0 SB: 1 CS: 0	PA: 39							
PITCHER	IP	WLS	BF	H	R	ER	SO	BB	IBB	HBP	BLK	WP	HR	S	P	ERA	WHIP										
Gaylord Perry, R (1, 1) ERA: 3.83	7.0		30	6	5	5	2	3	0	1	0	0	1	30	43	6.43	1.286										
Masanori Murakami, L (8, 1) ERA: 4.64	2.0	W	9	1	0	0	1	2	0	0	0	0	0	9	17	0.00	1.500										

Philadelphia Phillies @ San Francisco Giants
 Candlestick Park, San Francisco, CA
 Sat Jun 26 1965, 6:33 AM EDT
 Att. 18,247 - Unknown

livebaseballscores.com

AB 33
 R 5
 H 7
 RBI 5
 BB 5
 SO 3
 LOB 14



BOTTOM

Philadelphia Phillies @ San Francisco Giants
Candlestick Park, San Francisco, CA
Sat Jun 26 1965, 6:33 AM EDT
Att. 18,247 - Unknown

livebaseballscorecards.com

AB	34
R	6
H	11
RBI	6
BB	6
SO	2
LOB	8



WP	0	PA	40
PB	0		
SB	1		
CS	0		

AB	R	H	RBI	BB	SO	LOB
4	1	1	0	1	1	0
4	1	3	0	1	0	1
3	1	1	0	2	0	1
4	1	1	2	1	0	0
1	0	0	1	0	0	1
3	0	0	0	0	0	0
1	1	1	0	1	0	0
2	1	2	1	0	0	0
4	0	2	2	0	0	2
4	0	0	0	0	1	3
2	0	0	0	0	0	0
1	0	0	0	0	0	0
0	0	0	0	0	0	0
1	0	0	0	0	0	0

Batter	1	2	3	4	5	6	7	8	9
Jim Davenport, R OBP: 0.303, SLG: 0.358 (1, 6)	0-3 K ① X	0-0 4-3 ②		0-0 F9 ③			0-0 2B		4-0 1B BB
Jesus Alou, R OBP: 0.332, SLG: 0.434 (1, 9)	0-0 S 1B	4-0 1B BB			0-0 1B ①		0-0 F2 ②		0-0 BB IBB 1B 1-3
Willie Mays, R OBP: 0.422, SLG: 0.700 (1, 8)	4-0 1B 1-2 BB	0-0 1-3 1B			0-0 F8 ②		0-0 F7 ③		4-0 BB IBB 1-2
Jim Ray Hart, R OBP: 0.295, SLG: 0.402 (1, 5)	0-0 1-3 2B 1B		0-0 F7 ①		0-0 F8 ③			0-0 5-3 ①	4-0 1-2 2-3 3-H BB
Cap Peterson, R OBP: 0.349, SLG: 0.414 Matty Alou, L OBP: 0.286, SLG: 0.311 (1, 7) (3, PH) (4, 7)	0-0 1-3 ②		0-0 5-3 ②			0-0 F3 ①		0-0 F9 ②	
Jack Hiatt, R OBP: 0.380, SLG: 0.381 Willie McCovey, L OBP: 0.401, SLG: 0.563 (1, 3) (6, PH) (7, 3)	4-0 2B BB		0-0 1B			0-0 1B		0-0 HR	
Hal Lanier, R OBP: 0.275, SLG: 0.304 (1, 4)	0-0 1-H 2-H 2B		0-0 F8 ③			0-0 F8 ②		0-0 1B	
Randy Hundley, R (1, 2)	0-3 K ③			0-0 6-3 ①		0-0 F7 ③		0-0 F2 ③	
Gaylord Perry, R OBP: 0.130, SLG: 0.091 Dick Schofield, S OBP: 0.310, SLG: 0.282 Masanori Murakami, L Len Gabrielson, L OBP: 0.330, SLG: 0.390 (1, 1) (7, PH) (8, 1) (9, PH)		0-0 G3 ①		0-0 4-3 ②			0-0 G3 ①		0-0 4-3 ①

Inning Stats	R: 4	H: 3	E: 0	K: 2	S: 10	LOB: 1	BB: 2	P: 18	R: 0	H: 1	E: 0	K: 0	S: 3	LOB: 2	BB: 1	P: 7	R: 0	H: 1	E: 0	K: 0	S: 4	LOB: 0	BB: 0	P: 4	R: 0	H: 1	E: 0	K: 0	S: 3	LOB: 0	BB: 0	P: 3	R: 0	H: 1	E: 0	K: 0	S: 4	LOB: 1	BB: 0	P: 4	R: 0	H: 1	E: 0	K: 0	S: 4	LOB: 1	BB: 0	P: 4	R: 1	H: 2	E: 0	K: 0	S: 5	LOB: 1	BB: 0	P: 5	R: 1	H: 1	E: 0	K: 0	S: 2	LOB: 3	BB: 3	P: 14	1B: 8	2B: 2	3B: 0	HR: 1	SF: 0	SAC: 0	DP: 0	HBP: 0	WP: 0	PA: 40
--------------	------	------	------	------	-------	--------	-------	-------	------	------	------	------	------	--------	-------	------	------	------	------	------	------	--------	-------	------	------	------	------	------	------	--------	-------	------	------	------	------	------	------	--------	-------	------	------	------	------	------	------	--------	-------	------	------	------	------	------	------	--------	-------	------	------	------	------	------	------	--------	-------	-------	-------	-------	-------	-------	-------	--------	-------	--------	-------	--------

PITCHER	IP	WLS	BF	H	R	ER	SO	BB	IBB	HBP	BLK	WP	HR	S	P	ERA	WHIP
Chris Short, L ERA: 3.7 (1, 1)	1.0		8	3	4	4	2	2	0	0	0	0	0	10	18	36.00	5.000
Lew Burdette, R ERA: 6.16 (2, 1)	7.0		27	7	1	1	0	1	0	0	0	0	1	26	30	1.29	1.143
Gary Wagner, R ERA: 2.72 (9, 1)	0.1	L	5	1	1	1	0	2	1	0	0	0	0	2	14	27.00	9.000

Batter	1	2	3	4	5	6	7	8	9	AB R H RBI BB SO LOB	TOP												
John Briggs, L (1, 8) OBP: 0.354, SLG: 0.327	0-3 K		0-0 1-3		0-3 K		0-0 F7		4-0 FC4-6 BB	4 0 0 0 1 2 0	Philadelphia Phillies @ San Francisco Giants Candlestick Park, San Francisco, CA Sun Jun 27 1965, 6:33 AM EDT Att: 27,015 - Unknown livebaseballscorecards.com												
Cookie Rojas, R (1, 4) OBP: 0.380, SLG: 0.420	0-0 F9		0-0 F2			0-0 1B 1B	0-0 6-3		0-0 F8	5 1 1 0 0 0 2													
Johnny Callison, L (1, 9) OBP: 0.333, SLG: 0.554	0-0 HR		0-0 4-3			0-0 1B BB 1B	0-0 F9		0-0 FC4-6 1B 1-2f 2-3	5 2 2 1 0 0 2													
Dick Allen, R (1, 5) OBP: 0.412, SLG: 0.558	0-0 2B			0-0 4-3 S 1B		0-0 BB 1B 1-3 2-H		0-3 K	0-0 1B 1-2 3-H	5 0 4 2 0 1 0													
Wes Covington, L (1, 7) OBP: 0.305, SLG: 0.526 John Herrnstein, L (8, 7) OBP: 0.231, SLG: 0.240	4-0 IBB			0-3 K 1-2		4-0 BB IBB		0-3 K	0-3 K	2 0 0 0 2 2 1 1 0 0 0 0 1 2													
Dick Stuart, R (1, 3) OBP: 0.310, SLG: 0.424 Ruben Amaro, R (8, 3) OBP: 0.299, SLG: 0.218	0-3 K			0-0 4-3 2-3		0-3 K		0-0 F8		4 0 0 0 0 2 6 0 0 0 0 0 0 0													
Bobby Wine, R (1, 6) OBP: 0.259, SLG: 0.208		0-0 F9		0-0 F9		4-0 BB 1-2 2-3 3-H			0-0 2B 1B	3 1 1 1 1 0 1													
Pat Corrales, R (1, 2) OBP: 0.406, SLG: 0.464		0-0 F7			0-0 F5		0-3 K		0-0 1B 2B 1-H	4 1 1 1 0 1 3													
Ray Culp, R (1, 1) OBP: 0.130, SLG: 0.048		0-0 F8			0-3 K		0-3 K		0-0 FC4-6 BB 1B 2-H	4 1 1 1 0 2 3													
Inning Stats	R: 1 E: 0 K: 2 S: 9	H: 2 LOB: 2 BB: 1 P: 13	R: 0 E: 0 K: 0 S: 3	H: 0 LOB: 0 BB: 0 P: 3	R: 0 E: 0 K: 0 S: 3	H: 1 LOB: 1 BB: 0 P: 6	R: 0 E: 0 K: 1 S: 6	H: 0 LOB: 0 BB: 0 P: 7	R: 2 E: 0 K: 3 S: 12	H: 3 LOB: 3 BB: 2 P: 20	R: 0 E: 0 K: 0 S: 3	H: 0 LOB: 0 BB: 0 P: 3	R: 0 E: 0 K: 2 S: 7	H: 0 LOB: 0 BB: 0 P: 7	R: 3 E: 0 K: 1 S: 9	H: 4 LOB: 2 BB: 1 P: 13	1B: 7 2B: 2 3B: 0 HR: 1	SF: 0 SAC: 0 DP: 0 HBP: 0	WP: 0 PB: 0 SB: 1 CS: 0	PA: 41			
PITCHER	IP WLS BF H R ER SO BB IBB HBP BLK WP HR S P ERA WHIP	IP WLS BF H R ER SO BB IBB HBP BLK WP HR S P ERA WHIP	IP WLS BF H R ER SO BB IBB HBP BLK WP HR S P ERA WHIP	IP WLS BF H R ER SO BB IBB HBP BLK WP HR S P ERA WHIP	IP WLS BF H R ER SO BB IBB HBP BLK WP HR S P ERA WHIP	IP WLS BF H R ER SO BB IBB HBP BLK WP HR S P ERA WHIP	IP WLS BF H R ER SO BB IBB HBP BLK WP HR S P ERA WHIP	IP WLS BF H R ER SO BB IBB HBP BLK WP HR S P ERA WHIP	IP WLS BF H R ER SO BB IBB HBP BLK WP HR S P ERA WHIP	IP WLS BF H R ER SO BB IBB HBP BLK WP HR S P ERA WHIP	IP WLS BF H R ER SO BB IBB HBP BLK WP HR S P ERA WHIP	IP WLS BF H R ER SO BB IBB HBP BLK WP HR S P ERA WHIP	IP WLS BF H R ER SO BB IBB HBP BLK WP HR S P ERA WHIP	IP WLS BF H R ER SO BB IBB HBP BLK WP HR S P ERA WHIP	IP WLS BF H R ER SO BB IBB HBP BLK WP HR S P ERA WHIP	IP WLS BF H R ER SO BB IBB HBP BLK WP HR S P ERA WHIP	IP WLS BF H R ER SO BB IBB HBP BLK WP HR S P ERA WHIP	IP WLS BF H R ER SO BB IBB HBP BLK WP HR S P ERA WHIP	IP WLS BF H R ER SO BB IBB HBP BLK WP HR S P ERA WHIP	IP WLS BF H R ER SO BB IBB HBP BLK WP HR S P ERA WHIP	IP WLS BF H R ER SO BB IBB HBP BLK WP HR S P ERA WHIP		
Bobby Bolin, R (1, 1) ERA: 2.68	5.0 L	22 6 3 3 5	6 3 3 5	3 3 5	0 1 0 0	0 1 0 0	0 0 12 20	0 0 10 14	0 0 6 6	5.40 1.200													
Ron Herbel, R ERA: 2.99	2.0	8 0 0 0 3	0 0 0 3	0 0 3	1 1 0 0	0 0 12 20	0 0 10 14	0 0 6 6	0 0 6 6	0.00 0.500													
Bill Henry, L ERA: 3.98	1.0	7 3 3 2 1	3 3 2	3 2	1 0 0 0	0 0 10 14	0 0 6 6	0 0 6 6	0 0 6 6	27.00 4.000													
Masanori Murakami, L ERA: 4.43	1.0	4 1 0 0 1	1 0 0 1	0 0 1	0 0 0 0	0 0 6 6	0 0 6 6	0 0 6 6	0 0 6 6	0.00 1.000													



Batter	1	2	3	4	5	6	7	8	9	AB	R	H	RBI	BB	SO	LOB
--------	---	---	---	---	---	---	---	---	---	----	---	---	-----	----	----	-----

Jim Davenport, R <small>(1, 6)</small> <small>OBP: 0.301, SLG: 0.355</small>	0-0 5-3 		0-0 1B 			0-0 F7 	0-0 G6-4-3 			4	0	1	0	0	0	2
Matty Alou, L <small>(1, 7)</small> <small>OBP: 0.290, SLG: 0.320</small>	0-0 F8 		0-0 1B 			0-0 2B 		0-0 F7 		4	0	2	0	0	0	0
Willie Mays, R <small>(1, 8)</small> <small>OBP: 0.419, SLG: 0.693</small>	0-0 6-3 		0-0 F8 			0-0 1B 		0-0 F2 		4	0	1	0	0	0	2
Willie McCovey, L <small>(1, 3)</small> <small>OBP: 0.402, SLG: 0.558</small>		0-0 F9 		0-0 F4 		4-0 BB 		4-0 BB 		2	0	0	0	2	0	0
Jim Ray Hart, R <small>(1, 5)</small> <small>OBP: 0.294, SLG: 0.400</small>		0-0 6-3 		0-0 1B 		0-3 K 		0-0 F3 		4	0	1	0	0	1	4
Jesus Alou, R <small>(1, 9)</small> <small>OBP: 0.331, SLG: 0.430</small>		4-0 BB 		0-0 L4-3 		0-3 K 		0-0 F8 		3	0	0	0	1	1	4
Hal Lanier, R <small>(1, 4)</small> <small>OBP: 0.270, SLG: 0.299</small>		0-0 F6 				0-0 F9 		0-0 F9 		4	0	0	0	0	0	1
Randy Hundley, R <small>(1, 2)</small>			0-0 F7 		0-0 4-3 		0-0 1B 		0-0 2B 	2	0	0	0	0	0	0
Jack Hiatt, R <small>(7, PH)</small> <small>(8, 2)</small> <small>OBP: 0.404, SLG: 0.432</small>			0-3 K 		0-0 3-1 		0-0 G6-4-3 		0-0 F2 	2	0	0	0	0	1	0
Bobby Bolin, R <small>(1, 1)</small> <small>OBP: 0.143, SLG: 0.143</small>									0-0 F2 	0	0	0	0	0	0	0
Ron Herbel, R <small>(6, 1)</small> <small>OBP: 0.059, SLG: 0.059</small>										1	0	1	0	0	0	0
Len Gabrielson, L <small>(7, PH)</small> <small>OBP: 0.337, SLG: 0.398</small>										0	0	0	0	0	0	0
Bill Henry, L <small>(8, 1)</small> <small>OBP: 0.337, SLG: 0.398</small>										0	0	0	0	0	0	0
Masanori Murakami, L <small>(9, 1)</small> <small>OBP: 0.309, SLG: 0.280</small>										1	0	0	0	0	0	1

Inning Stats	R: 0	H: 0	E: 0	LOB: 0	K: 0	BB: 0	S: 3	P: 3	R: 0	H: 0	E: 0	LOB: 1	K: 0	BB: 1	S: 3	P: 7	R: 0	H: 2	E: 0	LOB: 2	K: 1	BB: 0	S: 7	P: 7	R: 0	H: 1	E: 0	LOB: 0	K: 0	BB: 0	S: 3	P: 3	R: 0	H: 0	E: 0	LOB: 0	K: 0	BB: 0	S: 3	P: 3	R: 0	H: 2	E: 0	LOB: 3	K: 2	BB: 1	S: 9	P: 13	R: 0	H: 2	E: 0	LOB: 1	K: 0	BB: 0	S: 4	P: 4	R: 0	H: 0	E: 0	LOB: 1	K: 0	BB: 1	S: 3	P: 7	R: 0	H: 1	E: 0	LOB: 1	K: 0	BB: 0	S: 4	P: 4	1B: 6	SF: 0	2B: 3	SAC: 0	3B: 0	DP: 2	HR: 0	HBP: 0	WP: 0	PA: 36
Ray Culp, R <small>(1, 1)</small> <small>ERA: 2.91</small>	IP	WLS	BF	H	R	ER	SO	BB	IBB	HBP	BLK	WP	HR	S	P	ERA	WHIP																																																																	
																		PITCHER	IP	WLS	BF	H	R	ER	SO	BB	IBB	HBP	BLK	WP	HR	S	P	ERA	WHIP																																															

BOTTOM

Philadelphia Phillies @ San Francisco Giants
Candlestick Park, San Francisco, CA

Sun Jun 27 1965, 6:33 AM EDT
 Att. 27,015 - Unknown

livebaseballscorecards.com

AB	33
R	0
H	8
RBI	0
BB	3
SO	3
LOB	14

Batter	1	2	3	4	5	6	7	8	9	AB R H RBI BB SO LOB	TOP																					
Maury Wills, S OBP: 0.318, SLG: 0.300 (1, 6) X	0-0 4-3			0-3 K		0-0 1-3		0-0 F9		4 0 0 0 0 1 0	<p>Los Angeles Dodgers @ San Francisco Giants Candlestick Park, San Francisco, CA</p> <p>Mon Jun 28 1965, 10:05 PM EDT Att: 36,702 - Unknown</p> <p>livebaseballscorecards.com</p>																					
Jim Gilliam, S OBP: 0.419, SLG: 0.444 (1, 5) X	0-0 F6			0-0 G3		0-0 2B		0-0 F8		4 0 1 0 0 0 0																						
Wes Parker, S OBP: 0.338, SLG: 0.384 (1, 3) X	0-0 F8			4-0 BB		0-0 3-1		0-0 1B		3 0 1 0 1 0 1																						
Ron Fairly, L OBP: 0.365, SLG: 0.435 (1, 9) X		0-0 F6		0-3 K			0-0 4-3	0-0 F8		4 0 0 0 0 1 2																						
John Roseboro, L OBP: 0.287, SLG: 0.299 (1, 2) X		0-0 F2			0-0 G3		0-0 E 1B 1B		0-0 4-3	4 0 1 0 0 0 0																						
Willie Davis, L OBP: 0.263, SLG: 0.349 (1, 8) S		0-3 K			0-0 6-3 S 1B		0-0 F2		0-0 3-1	4 0 1 0 0 1 1																						
Lou Johnson, R OBP: 0.357, SLG: 0.462 (1, 7) X			0-0 F8		0-0 6-3 1-3		0-0 E 1B		0-0 F8	4 0 1 0 0 0 1																						
Jim Lefebvre, S OBP: 0.312, SLG: 0.326 (1, 4) X			0-0 G4-6-3 1B		0-3 K		0-0 E5 1-2 2-3			3 0 1 0 0 1 3																						
Don Drysdale, R OBP: 0.333, SLG: 0.558 (1, 1) X			0-0 G4-6-3 1-2		0-3 K		0-0 2-3			3 0 0 0 0 1 4																						
Inning Stats	R: 0 E: 0 K: 0 S: 3	H: 0 LOB: 0 BB: 0 P: 3	R: 0 E: 0 K: 1 S: 5	H: 0 LOB: 0 BB: 0 P: 5	R: 0 E: 0 K: 0 S: 3	H: 1 LOB: 0 BB: 0 P: 3	R: 0 E: 0 K: 2 S: 7	H: 0 LOB: 1 BB: 1 P: 11	R: 0 E: 0 K: 1 S: 6	H: 1 LOB: 1 BB: 0 P: 6	R: 0 E: 1 K: 0 S: 6	H: 2 LOB: 3 BB: 0 P: 6	R: 0 E: 0 K: 0 S: 4	H: 1 LOB: 1 BB: 0 P: 4	R: 0 E: 0 K: 0 S: 3	H: 0 LOB: 0 BB: 0 P: 3	1B: 5 2B: 1 3B: 0 HR: 0	SF: 0 SAC: 0 DP: 1 HBP: 0	WP: 0 PB: 0 SB: 1 CS: 0	PA: 34												
PITCHER Juan Marichal, R ERA: 1.65 (1, 1)	IP 9.0	WLS W	BF 34	H 6	R 0	ER 0	SO 5	BB 1	IBB 0	HBP 0	BLK 0	WP 0	HR 0	S 43	P 47	ERA 0.00	WHIP 0.778															
											PITCHER	IP	WLS	BF	H	R	ER	SO	BB	IBB	HBP	BLK	WP	HR	S	P	ERA	WHIP				



Batter	1	2	3	4	5	6	7	8	9	AB R H RBI BB SO LOB
--------	---	---	---	---	---	---	---	---	---	----------------------

Dick Schofield, S <small>OBP: 0.308, SLG: 0.280</small> (1, 6) X 										4 2 1 0 0 2 1
Matty Alou, L <small>OBP: 0.290, SLG: 0.320</small> (1, 7) X 										3 1 1 1 0 1 0
Willie Mays, R <small>OBP: 0.417, SLG: 0.685</small> (1, 8) X 										4 0 1 1 0 1 2
Willie McCovey, L <small>OBP: 0.407, SLG: 0.558</small> (1, 3) B B B 										2 0 1 0 2 0 0
Jim Ray Hart, R <small>OBP: 0.293, SLG: 0.398</small> (1, 5) S S S 										4 0 1 2 0 2 3
Jesus Alou, R <small>OBP: 0.326, SLG: 0.423</small> (1, 9) X 										4 0 0 0 0 3 5
Hal Lanier, R <small>OBP: 0.267, SLG: 0.295</small> (1, 4) S S S 										3 1 0 0 0 2 0
Randy Hundley, R (1, 2) S S S 										2 0 0 0 0 1 0
Juan Marichal, R <small>OBP: 0.200, SLG: 0.188</small> (1, 1) X 										3 1 0 0 0 0 1

Inning Stats	R: 1 H: 2 E: 0 K: 1 S: 7	H: 2 LOB: 2 BB: 1 P: 11	R: 0 H: 0 E: 0 K: 2 S: 7	H: 0 LOB: 0 BB: 0 P: 7	R: 0 H: 0 E: 0 K: 2 S: 7	H: 0 LOB: 0 BB: 0 P: 7	R: 0 H: 1 E: 0 K: 1 S: 5	H: 1 LOB: 0 BB: 0 P: 5	R: 4 H: 2 E: 2 K: 12 S: 12	H: 2 LOB: 2 BB: 1 P: 16	R: 0 H: 0 E: 0 K: 1 S: 5	H: 0 LOB: 0 BB: 0 P: 5	R: 0 H: 0 E: 0 K: 1 S: 5	H: 0 LOB: 0 BB: 0 P: 7	R: 0 H: 0 E: 0 K: 2 S: 7	H: 0 LOB: 0 BB: 0 P: 7	1B: 5 2B: 0 3B: 0 HR: 0	SF: 0 SAC: 2 DP: 0 HBP: 0	WP: 0 PB: 2 SB: 0 CS: 1	PA: 33
--------------	--------------------------	-------------------------	--------------------------	------------------------	--------------------------	------------------------	--------------------------	------------------------	----------------------------	-------------------------	--------------------------	------------------------	--------------------------	------------------------	--------------------------	------------------------	-------------------------	---------------------------	-------------------------	--------

PITCHER	IP	WLS	BF	H	R	ER	SO	BB	IBB	HBP	BLK	WP	HR	S	P	ERA	WHIP	PITCHER	IP	WLS	BF	H	R	ER	SO	BB	IBB	HBP	BLK	WP	HR	S	P	ERA	WHIP	
Don Drysdale, R <small>ERA: 2.5</small> (1, 1)	8.0	L	33	5	5	1	12	2	0	0	0	0	0	55	63	1.12	0.875																			

BOTTOM

Los Angeles Dodgers @ San Francisco Giants
 Candlestick Park, San Francisco, CA
 Mon Jun 28 1965, 10:05 PM EDT
 Att. 36,702 - Unknown

AB	29
R	5
H	5
RBI	4
BB	2
SO	12
LOB	12



WP: 0	PA: 33
PB: 2	
SB: 0	
CS: 1	

Batter	1	2	3	4	5	6	7	8	9	AB R H RBI BB SO LOB	TOP		
Maury Wills, S OBP: 0.326, SLG: 0.309 (1, 6) X	0-0 HR 1B		0-0 1B S 1B	0-0 FC3-6 CS 1B			0-0 F3 ①		0-0 E1 4-3 2B 1B	5 3 4 0 0 0 0	Los Angeles Dodgers @ San Francisco Giants Candlestick Park, San Francisco, CA Tue Jun 29 1965, 6:33 AM EDT Att. 29,380 - Unknown livebaseballscorecards.com		
Jim Gilliam, S OBP: 0.426, SLG: 0.476 (1, 5) X (6, 7)	0-0 1-H HR		4-0 1B BB	0-0 FC3-6 1B			0-0 F3 ②		0-0 4-3 ② 2-3	4 2 2 3 1 0 1			
Willie Davis, L OBP: 0.261, SLG: 0.350 (1, 8) X	0-0 4-3 ①		0-0 F6 ①	0-0 FC3-6 ② 1-2f 2-3			0-3 K ③		0-0 HR 2B	5 1 1 1 0 1 4			
Ron Fairly, L OBP: 0.372, SLG: 0.438 (1, 9) B B B B	4-0 BB		0-0 1B 1B	0-0 CS ③ 3-H	0-3 K ①			0-0 F9 PB 1B	4-0 HR BB	3 1 2 0 2 1 0			
John Roseboro, L OBP: 0.289, SLG: 0.314 (1, 2) S S S	0-3 K ②		0-0 1B 1-3 2-H 3-H		0-0 F8 ②			0-0 P6 ① 1-2	0-0 HR 1-H 2-H	5 1 2 5 0 1 2			
Wes Parker, S OBP: 0.339, SLG: 0.380 (1, 3) X	0-0 4-3 ③		0-0 P9 ②		0-0 F6 ③			4-0 FC6 BB	4-0 BB	3 0 0 0 2 0 3			
Lou Johnson, R OBP: 0.349, SLG: 0.451 (1, 7)		0-0 6-3 ①	0-0 B5-3 ③			0-0 F8 ①		0-0 F9 ② 2-3	0-0 L9 ③	3 0 0 0 0 0 2 2 0 0 0 0 0 3			
John Kennedy, R OBP: 0.257, SLG: 0.254 (6, 5)													
Jim Lefebvre, S OBP: 0.311, SLG: 0.322 (1, 4) X		0-0 F3 ②		4-0 1B SH1-4 1B BB		0-0 F9 ②		0-0 FC6 ③ 1-2f		3 1 0 0 1 0 2			
Sandy Koufax, R OBP: 0.193, SLG: 0.196 (1, 1) X		0-0 4-3 ③		0-0 SH1-4 ① 1-2		0-3 K ③			0-0 F3 ①	3 0 0 0 0 1 0			
Inning Stats	R: 2 E: 0 K: 1 S: 7 H: 2 LOB: 1 P: 11	R: 0 E: 0 K: 0 S: 3 H: 0 LOB: 0 P: 3	R: 2 E: 0 K: 0 S: 6 H: 3 LOB: 2 P: 10	R: 1 E: 0 K: 0 S: 4 H: 2 LOB: 1 P: 8	R: 0 E: 0 K: 1 S: 5 H: 0 LOB: 0 P: 5	R: 0 E: 0 K: 1 S: 5 H: 0 LOB: 0 P: 5	R: 0 E: 0 K: 1 S: 5 H: 0 LOB: 0 P: 5	R: 0 E: 0 K: 0 S: 4 H: 1 LOB: 2 P: 8	R: 4 E: 1 K: 0 S: 6 H: 3 LOB: 1 P: 14	1B: 8 2B: 1 3B: 0 HR: 2 SF: 0 SAC: 1 DP: 0 HBP: 0	WP: 0 PB: 1 SB: 1 CS: 1 PA: 44		
PITCHER	IP WLS BF H R ER SO BB IBB HBP BLK WP HR S P ERA WHIP											PITCHER	IP WLS BF H R ER SO BB IBB HBP BLK WP HR S P ERA WHIP
Bob Shaw, R ERA: 2.76 (1, 1)	2.1 L 14 5 4 4 1 2 0 0 0 0 1 14 22 15.43 3.000												
Masanori Murakami, L ERA: 4.0 (3, 1)	4.2 16 2 1 1 3 1 0 0 0 0 0 21 25 1.93 0.643												
Ron Herbel, R ERA: 3.39 (8, 1)	2.0 13 4 4 4 0 3 0 0 0 0 1 10 22 18.00 3.500												



Batter	1	2	3	4	5	6	7	8	9	AB	R	H	RBI	BB	SO	LOB																		
Dick Schofield, S OBP: 0.303, SLG: 0.275 (1, 6)	0-3 K ①		0-0 F2 ①		0-0 F7 ③			0-0 F9 ①		4	0	0	0	0	1	1																		
Jesus Alou, R OBP: 0.325, SLG: 0.421 (1, 9)	0-0 1B 1B		0-0 2-3 ② 1-2			0-0 1-3 ①		0-0 5-3 ②		4	0	1	0	0	0	1																		
Willie Mays, R OBP: 0.415, SLG: 0.679 (1, 8)	0-0 1-3 1B		0-0 P4 ③			0-0 5-3 ②		0-3 K ③		4	0	1	0	0	1	1																		
Willie McCovey, L OBP: 0.405, SLG: 0.552 (1, 3)	0-3 K ②			0-3 K ①		0-0 1B			0-0 G3 ①	4	0	1	0	0	2	2																		
Jim Ray Hart, R OBP: 0.293, SLG: 0.395 (1, 5)	0-3 K ③			0-3 K ②		0-0 F6 ③			0-0 2B 1B	4	1	1	0	0	2	3																		
Cap Peterson, R OBP: 0.358, SLG: 0.484 (1, 7)		0-3 K ①		0-0 HR			0-0 F9 ①		0-0 1B 2B	4	2	2	2	0	1	0																		
Hal Lanier, R OBP: 0.263, SLG: 0.289 (1, 4)		0-0 F9 ②		0-3 K ③			0-0 F9 ②		0-0 F9 ②	4	0	0	0	0	1	1																		
Randy Hundley, R Jack Hiatt, R OBP: 0.426, SLG: 0.444 (7, PH) (8, 2)		0-0 F8 ③			0-3 K ①		4-0 FC6-4 BB		0-0 1B 2-H	2	0	0	0	0	1	0																		
Bob Shaw, R OBP: 0.103, SLG: 0.103 Masanori Murakami, L OBP: 0.200, SLG: 0.200 Jim Davenport, R OBP: 0.299, SLG: 0.352 Ron Herbel, R OBP: 0.059, SLG: 0.059 Ken Henderson, S (9, PH)			0-0 2-3 1B		0-3 K ②		0-0 FC6-4 1-2f		0-0 F5 ③	0	0	0	0	0	0	0																		
Inning Stats	R: 0 E: 0 K: 3 S: 11	H: 2 LOB: 2 BB: 0 P: 11	R: 0 E: 0 K: 1 S: 5	H: 0 LOB: 0 BB: 0 P: 5	R: 0 E: 0 K: 0 S: 4	H: 1 LOB: 1 BB: 0 P: 4	R: 1 E: 0 K: 3 S: 10	H: 1 LOB: 0 BB: 0 P: 10	R: 0 E: 0 K: 2 S: 7	H: 0 LOB: 0 BB: 0 P: 7	R: 0 E: 0 K: 0 S: 4	H: 1 LOB: 1 BB: 0 P: 4	R: 0 E: 0 K: 0 S: 3	H: 0 LOB: 1 BB: 1 P: 7	R: 0 E: 0 K: 1 S: 5	H: 0 LOB: 0 BB: 0 P: 5	R: 2 E: 0 K: 0 S: 6	H: 3 LOB: 1 BB: 0 P: 6	1B: 6 2B: 1 3B: 0 HR: 1	SF: 0 SAC: 0 DP: 0 HBP: 0	WP: 0 PB: 0 SB: 0 CS: 0	PA: 36												
PITCHER Sandy Koufax, L ERA: 1.97 (1, 1)	IP 9.0	WLS W	BF 36	H 8	R 3	ER 3	SO 10	BB 1	IBB 0	HBP 0	BLK 0	WP 0	HR 1	S 55	P 59	ERA 3.00	WHIP 1.000																	
																	PITCHER	IP	WLS	BF	H	R	ER	SO	BB	IBB	HBP	BLK	WP	HR	S	P	ERA	WHIP

BOTTOM

Los Angeles Dodgers @ San Francisco Giants
Candlestick Park, San Francisco, CA

Tue Jun 29 1965, 6:33 AM EDT
Att. 29,380 - Unknown

livebaseballscorecards.com

AB	35
R	3
H	8
RBI	3
BB	1
SO	10
LOB	11



Batter	1	2	3	4	5	6	7	8	9	AB R H RBI BB SO LOB	TOP
--------	---	---	---	---	---	---	---	---	---	----------------------	-----

Dick Schofield, S OBP: 0.301, SLG: 0.273 (1, 6)	0-3 K ①		0-0 5-3 1B 2-3 3-H		0-0 G3 ③			0-0 F8 ①	0-0 F6 ②	5 0 1 1 0 1 0	San Francisco Giants @ Houston Astros Astrodome, Houston, TX Wed Jun 30 1965, 8:05 PM EDT Att: 38,823 - Unknown
Matty Alou, L OBP: 0.288, SLG: 0.317 (1, 7) (8, 8)	0-0 F4 ②		0-0 5-3 ② 1-2		0-0 G6-3 1B ②			0-0 3-1 ②	0-0 F9 ③	5 0 1 0 0 0 2	
Willie Mays, R OBP: 0.412, SLG: 0.672 (1, 8) (8, 9)	0-0 6-3 ③		0-0 F4 ③		0-0 G6-3 1-2f ②			0-0 1B 1B		4 1 1 0 0 0 3	

Willie McCovey, L OBP: 0.406, SLG: 0.551 (1, 3)		0-3 K ①		0-3 K ①		0-0 1B ②		0-0 1B 1B		4 1 2 0 0 2 0
Jim Ray Hart, R OBP: 0.292, SLG: 0.393 (1, 5)		0-0 4-3 ②		0-0 6-3 ②		0-0 F9 ③		0-0 1B WP 1B		4 1 1 1 0 0 1
Jesus Alou, R OBP: 0.328, SLG: 0.422 (1, 9) (8, 7)		0-0 4-3 ③		0-0 1B ③			0-0 4-3 ①	0-0 WP HBP 1B		4 0 2 1 0 0 0

Hal Lanier, R OBP: 0.267, SLG: 0.294 Tom Haller, L OBP: 0.341, SLG: 0.323 (8, PH) (8, 2)			0-0 SH3-4 1B 1B	0-0 G3 ③			0-0 1B	1-0 WP HBP		3 1 2 0 0 0 1 0 0 0 0 0 0 0
Randy Hundley, R OBP: 0.067, SLG: 0.067 Jack Hiatt, R OBP: 0.411, SLG: 0.426 (7, PH) (7, 2) Frank Linzy, R (8, 1)			0-0 1B SH3-4 1B 1-2		0-3 K ①		0-3 K ②	0-0 F4 ③ 1-2 2-3 3-H		2 0 1 0 0 1 0 2 0 0 0 0 1 3 0 0 0 0 0 0 0

Gaylord Perry, R OBP: 0.130, SLG: 0.091 Bobby Bolin, R OBP: 0.133, SLG: 0.133 Len Gabrielson, L OBP: 0.333, SLG: 0.393 Jack Sanford, R OBP: 0.167, SLG: 0.091 Jim Davenport, R OBP: 0.297, SLG: 0.349 (1, 1) (1, 1) (7, PH) (7, 1) (8, 4)			0-0 SH3-4 ① 1-2 2-3		0-0 4-3 ②		0-0 F5 ③		0-3 K ①	0 0 0 0 0 0 0 1 0 0 0 0 0 0 1 0 0 0 0 0 1 0 0 0 0 0 0 0 1 0 0 0 0 1 0
---	--	--	---------------------------------	--	-----------------	--	----------------	--	---------------	---

Inning Stats	R: 0 H: 0 E: 0 K: 1 S: 5	H: 0 LOB: 0 BB: 0 P: 5	R: 0 H: 0 E: 0 K: 1 S: 5	H: 0 LOB: 0 BB: 0 P: 5	R: 1 H: 3 E: 0 K: 0 S: 6	H: 3 LOB: 2 BB: 0 P: 6	R: 0 H: 1 E: 0 K: 1 S: 6	H: 1 LOB: 1 BB: 0 P: 6	R: 0 H: 0 E: 0 K: 1 S: 5	H: 0 LOB: 0 BB: 0 P: 5	R: 0 H: 2 E: 0 K: 0 S: 4	H: 2 LOB: 1 BB: 0 P: 4	R: 0 H: 1 E: 0 K: 1 S: 6	H: 1 LOB: 1 BB: 0 P: 6	R: 3 H: 4 E: 0 K: 0 S: 7	H: 4 LOB: 2 BB: 0 P: 8	R: 0 H: 0 E: 0 K: 1 S: 5	H: 0 LOB: 0 BB: 0 P: 5	1B: 11 SF: 0 2B: 0 SAC: 1 3B: 0 DP: 1 HR: 0 HBP: 1	WP: 1 PA: 38 PB: 0 SB: 0 CS: 0
--------------	--------------------------	------------------------	--------------------------	------------------------	--------------------------	------------------------	--------------------------	------------------------	--------------------------	------------------------	--------------------------	------------------------	--------------------------	------------------------	--------------------------	------------------------	--------------------------	------------------------	---	---

PITCHER Turk Farrell, R ERA: 2.18 Claude Raymond, R ERA: 2.53 (1, 1) (8, 1)	IP WLS BF H R ER SO BB IBB HBP BLK WP HR S P ERA WHIP	7.2 33 11 4 4 5 0 0 0 0 0 0 43 43 4.70 1.435	1.1 W 5 0 0 0 1 0 0 1 0 1 0 6 7 0.00 0.000
---	---	--	--



Batter	1	2	3	4	5	6	7	8	9	AB	R	H	RBI	BB	SO	LOB
Joe Morgan, L OBP: 0.359, SLG: 0.389 (1, 4)	0-0 HR	0-0 F9			0-3 K			4-0 HBP BB		3	1	1	1	1	1	0
Lee Maye, L OBP: 0.293, SLG: 0.395 (1, 7)	4-0 1B BB	0-0 F6			0-0 2B			1-0 HBP		2	1	1	0	1	0	0
Jim Gentile, L OBP: 0.300, SLG: 0.443 (1, 3)	0-0 1B 1-2 BB 1B		0-0 G4-6-3 1B		0-0 F8			0-0 F4		4	1	2	0	0	0	4
Walt Bond, L OBP: 0.320, SLG: 0.367 (1, 9)	0-0 BB 1-2 2-H SF7-2-4-2-6 1B		0-0 G4-6-3		0-0 F5			0-0 5-3		4	1	1	1	0	0	1
Bob Aspromonte, R OBP: 0.334, SLG: 0.378 (1, 5)	0-0 BB 1-2 2-3 SF7-2-4-2-6 1B		0-0 6-3		0-3 K			0-0 3B 1B		4	1	2	0	0	1	0
Jimmy Wynn, R OBP: 0.375, SLG: 0.496 (1, 8)	4-0 BB 1-2 2-3 3-H			0-0 CS 1B		0-0 F8		0-0 1-H S 3B		3	1	2	2	1	0	0
Ron Brand, R OBP: 0.278, SLG: 0.273 (1, 2)	0-0 F3			0-3 K 1-2			0-0 F3	0-0 F9		4	0	0	0	0	1	5
Bob Lillis, R OBP: 0.265, SLG: 0.239 (1, 6)	0-0 SF7-2-4-2-6 2-3 3-H			0-0 F9			0-0 F3	0-0 1B		3	0	1	1	0	0	0
Turk Farrell, R OBP: 0.205, SLG: 0.211 (1, 1)		0-3 K			0-3 K			0-0 HBP WP 1B	0-0 1-3	3	0	1	0	0	2	0
Claude Raymond, R OBP: 0.167, SLG: 0.167 (8, 1)										1	0	0	0	0	0	1

Inning Stats	R: 4	H: 4	E: 0	K: 0	S: 6	LOB: 1	P: 14	R: 0	H: 0	E: 0	K: 1	S: 5	LOB: 0	P: 5	R: 0	H: 1	E: 0	K: 0	S: 3	LOB: 0	P: 3	R: 0	H: 1	E: 0	K: 1	S: 5	LOB: 1	P: 8	R: 0	H: 0	E: 0	K: 1	S: 5	LOB: 0	P: 5	R: 0	H: 1	E: 0	K: 2	S: 8	LOB: 3	P: 9	R: 2	H: 3	E: 0	K: 0	S: 6	LOB: 1	P: 6
--------------	------	------	------	------	------	--------	-------	------	------	------	------	------	--------	------	------	------	------	------	------	--------	------	------	------	------	------	------	--------	------	------	------	------	------	------	--------	------	------	------	------	------	------	--------	------	------	------	------	------	------	--------	------

PITCHER	IP	WLS	BF	H	R	ER	SO	BB	IBB	HBP	BLK	WP	HR	S	P	ERA	WHIP
Gaylord Perry, R ERA: 4.13 (1, 1)	0.0		6	4	4	4	0	2	0	0	0	0	1	4	12	∞	∞
Bobby Bolin, R ERA: 2.41 (1, 1)	6.0		18	3	0	0	5	0	0	0	0	0	0	28	28	0.00	0.500
Jack Sanford, R ERA: 3.5 (7, 1)	1.0		6	1	0	0	0	1	0	1	0	1	0	4	9	0.00	2.000
Frank Linzy, R ERA: 1.93 (8, 1)	1.0	L	6	3	2	2	0	0	0	0	0	0	0	6	6	18.00	3.000

BOTTOM

San Francisco Giants @ Houston Astros
Astrodome, Houston, TX

Wed Jun 30 1965, 8:05 PM EDT
Att. 38,823 - Unknown

AB	31
R	6
H	11
RBI	5
BB	3
SO	5
LOB	11

livebaseballscorecards.com



WP: 1	PA: 36
PB: 0	
SB: 1	
CS: 1	

Batter	1	2	3	4	5	6	7	8	9	AB R H RBI BB SO LOB	TOP
Dick Schofield, S (1, 6) OBP: 0.303, SLG: 0.273	0-0 F7		0-3 K			0-0 BB SF8 1B	0-0 F2		4-0 G4-6-3 BB	4 1 1 0 1 1 1	
Matty Alou, L (1, 7) OBP: 0.291, SLG: 0.319	0-0 F4			0-0 F7		0-0 BB BB 1B	0-0 2-H 1B		0-0 G4-6-3 1-2f	5 0 2 1 0 0 2	
Willie McCovey, L (1, 3) OBP: 0.411, SLG: 0.559	4-0 BB			0-0 1B 3B		4-0 1-2 2-3 BB BB	0-0 G3			2 1 1 0 2 0 1	
Willie Mays, R (1, 8) OBP: 0.410, SLG: 0.668	0-3 K			0-0 3-H 1B		0-0 3-H SF8		0-0 F8		3 0 1 2 0 1 1	
Jim Ray Hart, R (1, 5) OBP: 0.295, SLG: 0.396		0-0 5-3		0-0 G5-4-3 1-2f		4-0 1-2 2-3 BB		0-0 2B		3 0 1 0 1 0 1	
Jesus Alou, R (1, 9) OBP: 0.327, SLG: 0.420		0-0 F8			0-0 1B CS	0-0 F9		0-0 F9		4 0 1 0 0 0 4	
Tom Haller, L (1, 2) OBP: 0.339, SLG: 0.340		0-0 F8			0-0 1-3 1-2		0-0 HR	0-3 K		4 1 1 1 0 1 2	
Hal Lanier, R (1, 4) OBP: 0.271, SLG: 0.295			0-0 F9		0-0 6-3		0-0 SH3-4 1B	4-0 SH1-4 BB		3 1 1 0 1 0 0	
Juan Marichal, R (1, 1) OBP: 0.192, SLG: 0.180			0-0 6-3			0-3 K	0-0 SH3-4	0-0 SH1-4		2 0 0 0 0 1 0	
Inning Stats	R: 0 H: 0 E: 0 LOB: 1 K: 1 BB: 1 S: 5 P: 9	R: 0 H: 0 E: 0 LOB: 0 K: 0 BB: 0 S: 3 P: 3	R: 0 H: 0 E: 0 LOB: 0 K: 1 BB: 0 S: 5 P: 5	R: 1 H: 2 E: 0 LOB: 0 K: 0 BB: 0 S: 4 P: 4	R: 0 H: 1 E: 0 LOB: 0 K: 0 BB: 0 S: 3 P: 3	R: 1 H: 2 E: 0 LOB: 3 K: 1 BB: 2 S: 7 P: 15	R: 2 H: 3 E: 0 LOB: 1 K: 0 BB: 0 S: 6 P: 6	R: 0 H: 1 E: 0 LOB: 1 K: 1 BB: 0 S: 6 P: 6	R: 0 H: 0 E: 0 LOB: 1 K: 0 BB: 2 S: 2 P: 10	1B: 6 SF: 1 2B: 1 SAC: 2 3B: 1 DP: 2 HR: 1 HBP: 0	WP: 0 PA: 38 PB: 0 SB: 0 CS: 1
PITCHER	IP WLS BF H R ER SO BB IBB HBP BLK WP HR S P ERA WHIP										
Cal Koonce, R (1, 1) ERA: 4.16	5.2 L 23 5 2 2 3 3 0 0 0 0 0 0 26 38 3.18 1.412										
Bob Humphreys, R (6, 1) ERA: 2.16	1.0 6 3 2 2 0 0 0 0 0 0 0 1 6 6 18.00 3.000										
Billy Hoelt, L (7, 1) ERA: 1.42	1.1 5 1 0 0 1 0 0 0 0 0 0 0 7 7 0.00 0.750										
Ernie Broglio, R (9, 1) ERA: 5.3	1.0 4 0 0 0 0 0 2 0 0 0 0 0 2 10 0.00 2.000										

San Francisco Giants @ Chicago Cubs
Wrigley Field, Chicago, IL
Fri Jul 02 1965, 3:33 AM CDT
Att. 5,943 - Sunny

livebaseballscorecards.com

AB 30
R 4
H 9
RBI 4
BB 5
SO 4
LOB 12



Batter	1	2	3	4	5	6	7	8	9	AB	R	H	RBI	BB	SO	LOB
Glenn Beckert, R OBP: 0.277, SLG: 0.316 (1, 4)	0-0 FC4-6 1B		0-0 F4			0-0 F8		0-0 F8		4	0	1	0	0	0	1
Don Landrum, L OBP: 0.327, SLG: 0.408 (1, 8)	0-0 F8		0-3 K			0-0 4-3		0-0 3-1		4	0	0	0	0	1	2
Billy Williams, L OBP: 0.349, SLG: 0.481 (1, 9)	0-0 FC4-6 1-2f			0-0 L3		0-0 1B		0-0 F6		4	0	1	0	0	0	1
Ron Santo, R OBP: 0.362, SLG: 0.503 (1, 5)	0-0 5-3			0-0 5-3		0-3 K		0-0 F6		4	0	0	0	0	1	2
14 Ernie Banks, R OBP: 0.359, SLG: 0.480 (1, 3)		0-0 6-3		0-0 6-3		0-0 F7		0-3 K		4	0	0	0	0	1	0
Doug Clemens, L OBP: 0.324, SLG: 0.343 (1, 7)		0-3 K			0-0 G3		0-0 4-3			3	0	0	0	0	1	0
Ed Bailey, L OBP: 0.257, SLG: 0.183 (1, 2)		0-0 F7			0-0 1B		0-0 1B			3	0	2	0	0	0	0
Don Kessinger, S OBP: 0.221, SLG: 0.171 Jimmy Stewart, S OBP: 0.342, SLG: 0.283 (7, PH) (8, 6)			0-0 1B		0-3 K		0-3 K			2	0	1	0	0	1	1
Cal Koonce, R OBP: 0.132, SLG: 0.111 Bob Humphreys, R Billy Hoelt, L George Altman, L OBP: 0.353, SLG: 0.425 Ernie Broglio, R (9, 1)			0-3 K		0-3 K			0-3 K		1	0	0	0	0	1	1
										2	0	0	0	0	2	2
										0	0	0	0	0	0	0
										0	0	0	0	0	0	0
										1	0	0	0	0	1	0
										0	0	0	0	0	0	0

Inning Stats	R: 0	H: 1	E: 0	LOB: 1	K: 0	BB: 0	S: 4	P: 4	R: 0	H: 0	E: 0	LOB: 0	K: 1	BB: 0	S: 5	P: 5	R: 0	H: 1	E: 0	LOB: 1	K: 2	BB: 0	S: 8	P: 8	R: 0	H: 0	E: 0	LOB: 0	K: 0	BB: 0	S: 3	P: 3	R: 0	H: 1	E: 0	LOB: 1	K: 2	BB: 0	S: 8	P: 8	R: 0	H: 1	E: 0	LOB: 1	K: 1	BB: 0	S: 6	P: 6	R: 0	H: 1	E: 0	LOB: 1	K: 1	BB: 0	S: 6	P: 6	R: 0	H: 0	E: 0	LOB: 0	K: 1	BB: 0	S: 5	P: 5	R: 0	H: 0	E: 0	LOB: 0	K: 1	BB: 0	S: 5	P: 5
1B: 5	SF: 0	2B: 0	SAC: 0	3B: 0	DP: 0	HR: 0	HBP: 0	WP: 0	PA: 32	WP: 0	PA: 32	ERA	WHIP	ERA	WHIP																																																									

PITCHER	IP	WLS	BF	H	R	ER	SO	BB	IBB	HBP	BLK	WP	HR	S	P	ERA	WHIP
Juan Marichal, R ERA: 1.55 (1, 1)	9.0	W	32	5	0	0	9	0	0	0	0	0	0	50	50	0.00	0.556

BOTTOM

San Francisco Giants @ Chicago Cubs
Wrigley Field, Chicago, IL
Fri Jul 02 1965, 3:33 AM CDT
Att: 5,943 - Sunny

livebaseballscorecards.com

AB	32
R	0
H	5
RBI	0
BB	0
SO	9
LOB	10



Batter	1	2	3	4	5	6	7	8	9	AB R H RBI BB SO LOB	TOP							
Dick Schofield, S (1, 6) OBP: 0.298, SLG: 0.268	0-3 K2-3		0-0 F7			0-0 3-1		0-0 G3		4 0 0 0 0 1 0								
Matty Alou, L (1, 8) OBP: 0.286, SLG: 0.313	0-0 5-3			0-0 1-3		0-0 5-3			0-0 F3	4 0 0 0 0 0 0								
Willie McCovey, L (1, 3) OBP: 0.416, SLG: 0.573	0-0 F3			4-0 FC5-4 BB			0-0 HR		0-0 G6-4-3 1B	3 1 2 1 1 0 0								
Jim Ray Hart, R (1, 5) OBP: 0.295, SLG: 0.394		0-0 6-3		0-0 FC5-4 FC6-4 1-2f		0-0 1-3 1B		0-0 G6-4-3 1-2f	4 0 1 0 0 0 2									
Jesus Alou, R (1, 9) OBP: 0.327, SLG: 0.419		0-0 FC3-6 1B		0-0 FC6-4 1-2f		0-0 1-3 1-2			3 0 1 0 0 0 2									
Len Gabrielson, L (1, 7) OBP: 0.333, SLG: 0.391		0-0 FC3-6 1-2f			0-0 FC6-5-3 6-3 1B		0-3 K			3 0 1 0 0 1 2								
Tom Haller, L (1, 2) OBP: 0.333, SLG: 0.333		0-3 K			0-0 6-3 1-2		0-0 F9			3 0 0 0 0 1 3								
Hal Lanier, R (1, 4) OBP: 0.288, SLG: 0.291			0-0 1-3		0-0 FC6-5-3 2-3			0-0 F9		3 0 0 0 0 0 1								
Bob Shaw, R (1, 1) OBP: 0.097, SLG: 0.097			0-0 5-3			0-0 F9		0-0 4-3		2 0 0 0 0 0 0								
Cap Peterson, R (8, PH) OBP: 0.353, SLG: 0.476										1 0 0 0 0 0 0								
Masanori Murakami, L (8, 1) OBP: 0.200, SLG: 0.200										0 0 0 0 0 0 0								
Frank Linzy, R (8, 1)										0 0 0 0 0 0 0								
Bill Henry, L (8, 1)										0 0 0 0 0 0 0								
Inning Stats	R: 0 E: 0 K: 1 S: 5	H: 0 LOB: 0 BB: 0 P: 5	R: 0 E: 0 K: 1 S: 6	H: 1 LOB: 1 BB: 0 P: 6	R: 0 E: 0 K: 0 S: 3	H: 0 LOB: 0 BB: 0 P: 3	R: 0 E: 0 K: 0 S: 3	H: 1 LOB: 0 BB: 0 P: 3	R: 1 E: 0 K: 1 S: 7	H: 2 LOB: 1 BB: 0 P: 7	R: 0 E: 0 K: 0 S: 3	H: 0 LOB: 0 BB: 0 P: 3	R: 0 E: 0 K: 0 S: 3	H: 1 LOB: 0 BB: 0 P: 3	1B: 4 2B: 1 3B: 0 HR: 1	SF: 0 SAC: 0 DP: 2 HBP: 0	WP: 0 PB: 0 SB: 0 CS: 0	PA: 31
PITCHER Larry Jackson, R (1, 1) ERA: 5.06	IP 9.0 WLS W BF 31 H 5 R 1 ER 1 SO 3 BB 1 IBB 0 HBP 0 BLK 0 WP 0 HR 1 S 36 P 40 ERA 1.00 WHIP 0.667											PITCHER	IP WLS BF H R ER SO BB IBB HBP BLK WP HR S P ERA WHIP					

San Francisco Giants @ Chicago Cubs
Wrigley Field, Chicago, IL
Sat Jul 03 1965, 3:33 AM CDT
Att: 16,287 - Cloudy

livebaseballscorecards.com

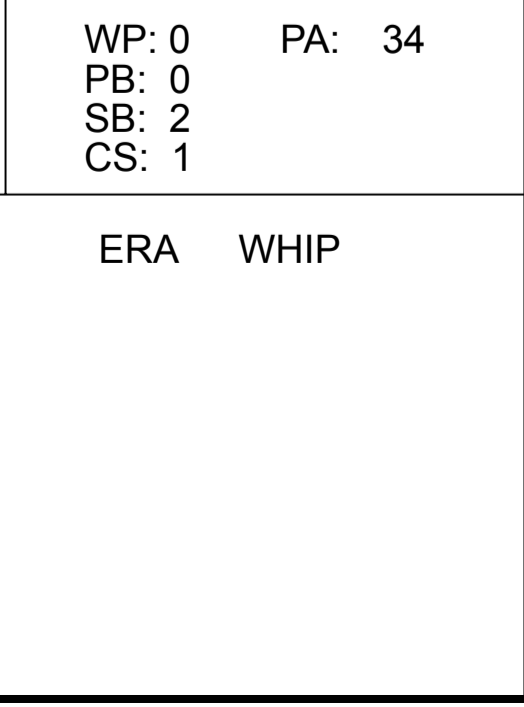
AB 30
R 1
H 5
RBI 1
BB 1
SO 3
LOB 10



Batter	1	2	3	4	5	6	7	8	9	AB	R	H	RBI	BB	SO	LOB
Glenn Beckert, R OBP: 0.274, SLG: 0.313 (1, 4)	F6		F6		5-3			4-3		4	0	0	0	0	0	0
Don Landrum, L OBP: 0.337, SLG: 0.423 (1, 8)	2-3		1B			G3 1B		14 S 14 1B 2B		4	1	3	0	0	0	0
Billy Williams, L OBP: 0.350, SLG: 0.489 (1, 9)	HR		G3			G3		14 S 14 1B BB		3	2	1	1	1	0	2
Ron Santo, R OBP: 0.361, SLG: 0.500 (1, 5)	1B				F9	K		F9		4	0	1	0	0	1	3
14 Ernie Banks, R OBP: 0.358, SLG: 0.477 (1, 3)	F7				F9	K		1B BB		4	0	1	2	0	1	2
Doug Clemens, L OBP: 0.327, SLG: 0.342 (1, 7)			4-3		F8			1B BB		3	0	1	0	1	0	0
Ed Bailey, L OBP: 0.257, SLG: 0.234 (1, 2)			F3		HR			1-4-3		4	1	1	1	0	1	3
Don Kessinger, S OBP: 0.225, SLG: 0.178 (1, 6)			F6		F8			1B		3	0	1	0	0	0	0
Larry Jackson, R OBP: 0.205, SLG: 0.297 (1, 1)			6-3		5-3			F8		3	0	0	0	0	0	1

BOTTOM	
San Francisco Giants @ Chicago Cubs Wrigley Field, Chicago, IL Sat Jul 03 1965, 3:33 AM CDT Att: 16,287 - Cloudy	
AB 32 R 4 H 9 RBI 4 BB 2 SO 3 LOB 11	
1B: 6 SF: 0 2B: 1 SAC: 0 3B: 0 DP: 0 HR: 2 HBP: 0	WP: 0 PA: 34 PB: 0 SB: 2 CS: 1

Inning Stats																																																																																															
R: 1		H: 2		E: 0		LOB: 1		K: 0		P: 5		R: 0		H: 0		E: 0		LOB: 0		K: 0		P: 3		R: 0		H: 1		E: 0		LOB: 1		K: 0		P: 4		R: 0		H: 0		E: 0		LOB: 0		K: 0		P: 3		R: 1		H: 1		E: 0		LOB: 0		K: 0		P: 4		R: 0		H: 1		E: 0		LOB: 1		K: 2		P: 8		R: 0		H: 2		E: 0		LOB: 1		K: 1		P: 6		R: 2		H: 2		E: 0		LOB: 2		K: 0		P: 13	
PITCHER	IP	WLS	BF	H	R	ER	SO	BB	IBB	HBP	BLK	WP	HR	S	P	ERA	WHIP																																																																														
Bob Shaw, R ERA: 2.75 (1, 1)	7.0	L	27	7	2	2	3	0	0	0	0	0	2	33	33	2.57	1.000																																																																														
Masanori Murakami, L ERA: 4.61 (8, 1)	0.1		3	1	2	2	0	1	0	0	0	0	0	2	6	54.00	6.000																																																																														
Frank Linzy, R ERA: 1.91 (8, 1)	0.1		3	1	0	0	0	1	0	0	0	0	0	2	6	0.00	6.000																																																																														
Bill Henry, L ERA: 3.92 (8, 1)	0.1		1	0	0	0	0	0	0	0	0	0	0	1	1	0.00	0.000																																																																														



Batter	1	2	3	4	5	6	7	8	9	AB R H RBI BB SO LOB	TOP																	
Dick Schofield, S (1, 6) OBP: 0.296, SLG: 0.267	0-0 G3	0-0 L3		0-3 K		0-3 K		0-0 SH5-3 1B		5 1 1 0 0 2 2																		
Matty Alou, L (1, 8) OBP: 0.285, SLG: 0.312	0-0 4-3		0-0 HR 1B	0-0 1-3		0-0 G3		0-0 SH5-3		4 1 1 0 0 0 1																		
Willie McCovey, L (1, 3) OBP: 0.416, SLG: 0.568	4-0 1B BB		0-0 F4 1-2		0-3 K		0-0 4-3	0-0 2-H 1B		4 0 1 1 1 1 1																		
Willie Mays, R (1, 7) OBP: 0.410, SLG: 0.663	0-0 1-3 1B		0-0 F7		0-0 E5 4-3 1B		0-3 K	0-0 F9		5 1 2 0 0 1 2																		
Jim Ray Hart, R (1, 5) OBP: 0.296, SLG: 0.409	0-0 F2		0-0 HR		0-0 4-3		0-0 3B 2B	0-3 K		5 2 2 2 0 1 3																		
Jesus Alou, R (1, 9) OBP: 0.334, SLG: 0.439		0-0 1B 3B	0-0 1B		0-0 S 1B		0-0 2-H 1B 3B	0-0 F7		5 2 4 2 0 0 0																		
Tom Haller, L (1, 2) OBP: 0.335, SLG: 0.331		0-0 F2	0-3 K		0-0 1-2 IBB		0-0 WP 1B	0-0 4-3		4 0 1 1 1 1 2																		
Hal Lanier, R (1, 4) OBP: 0.288, SLG: 0.290		0-0 FC4-6 1B		0-0 F8	0-0 F8		0-0 1-3			4 0 1 1 0 0 3																		
Ron Herbel, R (1, 1) OBP: 0.056, SLG: 0.056		0-0 FC4-6		0-0 S 1B		0-0 F9		0-0 6-3		1 0 0 0 0 0 1																		
Bobby Bolin, R (2, 1) OBP: 0.167, SLG: 0.167										3 0 1 0 0 0 0																		
Frank Linzy, R (9, 1)										0 0 0 0 0 0 0																		
Inning Stats	R: 0 E: 0 K: 0 S: 4	H: 1 LOB: 2 BB: 1 P: 8	R: 1 E: 0 K: 0 S: 5	H: 2 LOB: 1 BB: 0 P: 5	R: 2 E: 0 K: 1 S: 8	H: 3 LOB: 1 BB: 0 P: 8	R: 0 E: 0 K: 1 S: 6	H: 1 LOB: 1 BB: 0 P: 6	R: 1 E: 1 K: 1 S: 7	H: 2 LOB: 2 BB: 1 P: 11	R: 0 E: 0 K: 1 S: 5	H: 0 LOB: 0 BB: 0 P: 5	R: 2 E: 0 K: 1 S: 8	H: 3 LOB: 1 BB: 0 P: 8	R: 1 E: 0 K: 0 S: 5	H: 2 LOB: 1 BB: 0 P: 5	R: 0 E: 0 K: 1 S: 5	H: 0 LOB: 0 BB: 0 P: 5	1B: 10 2B: 1 3B: 2 HR: 1	SF: 0 SAC: 1 DP: 0 HBP: 0	WP: 1 PA: 43							
PITCHER	IP WLS BF H R ER SO BB IBB HBP BLK WP HR S P ERA WHIP												PITCHER	IP WLS BF H R ER SO BB IBB HBP BLK WP HR S P ERA WHIP														
Bob Buhl, R (1, 1) ERA: 3.54	4.2		24	9	4	3	3	1	0	0	0	0	1	29	33	5.79	2.143											
Lindy McDaniel, R (5, 1) ERA: 2.15	2.1	L	11	3	2	2	2	0	1	0	0	1	0	14	18	7.71	1.286											
Ted Abernathy, R (8, 1) ERA: 1.93	2.0		8	2	1	1	1	0	0	0	0	0	0	10	10	4.50	1.000											

San Francisco Giants @ Chicago Cubs
 Wrigley Field, Chicago, IL
 Sun Jul 04 1965, 3:33 AM CDT
 Att: 21,651 - Cloudy

livebaseballscores.com

AB	40
R	7
H	14
RBI	7
BB	2
SO	6
LOB	15



BOTTOM

San Francisco Giants @ Chicago Cubs
Wrigley Field, Chicago, IL
Sun Jul 04 1965, 3:33 AM CDT
Att: 21,651 - Cloudy

livebaseballscorecards.com

AB 34
R 4
H 7
RBI 4
BB 3
SO 4
LOB 13



WP: 0 PA: 37
PB: 1
SB: 0
CS: 0

AB R H RBI BB SO LOB

5	1	2	1	0	1	4
4	1	2	3	0	0	0
4	0	0	0	0	0	2
4	0	0	0	0	1	0
4	0	0	0	0	1	0
3	1	1	0	1	0	0
3	0	1	0	1	1	1
0	0	0	0	0	0	0
1	0	0	0	0	0	1
0	0	0	0	0	0	0
0	0	0	0	1	0	0

Batter	1	2	3	4	5	6	7	8	9
Glenn Beckert, R OBP: 0.276, SLG: 0.317 (1, 4)	0-0 PB HR 2B	0-0 1B 1-3 3-H 1B			0-3 K		0-0 F4		0-0 1-3
Don Landrum, L OBP: 0.341, SLG: 0.444 (1, 8)	0-0 2-H HR	0-0 1-3 3-H 1B			0-0 F9			0-0 4-3	
Billy Williams, L OBP: 0.346, SLG: 0.483 (1, 9)	0-0 4-3	0-0 F7			0-0 3-1			0-0 F9	
Ron Santo, R OBP: 0.357, SLG: 0.493 (1, 5)	0-3 K				0-0 5-3			0-0 F9	
14 Ernie Banks, R OBP: 0.354, SLG: 0.470 (1, 3)	0-0 6-3				0-3 K				0-0 6-3
Doug Clemens, L OBP: 0.329, SLG: 0.347 (1, 7)		4-0 1B 1B BB			0-0 F8				0-0 BB 2B
Ed Bailey, L OBP: 0.269, SLG: 0.239 Larry Jackson, R OBP: 0.205, SLG: 0.297 (9, PR)		0-0 F8			0-3 K				4-6-3 1B BB
Don Kessinger, S OBP: 0.232, SLG: 0.187 Jimmy Stewart, S OBP: 0.336, SLG: 0.277 (7, PH)		0-0 1B 1-3 1B			0-0 F7				0-0 F7
Bob Buhl, R OBP: 0.091, SLG: 0.024 Lindy McDaniel, R (5, 1)		0-0 F7			0-0 1-3				4-0 1-2 2-3 BB
George Altman, L OBP: 0.351, SLG: 0.422 Ted Abernathy, R OBP: 0.143, SLG: 0.143 Vic Roznovsky, L OBP: 0.343, SLG: 0.374 (9, PH)									

Inning Stats	R: 2	H: 2	E: 0	K: 1	S: 7	H: 2	LOB: 0	BB: 0	P: 7	R: 2	H: 3	E: 0	K: 0	S: 6	R: 0	H: 0	E: 0	K: 1	S: 5	R: 0	H: 0	E: 0	K: 1	S: 5	R: 0	H: 0	E: 0	K: 0	S: 3	R: 0	H: 1	E: 0	K: 0	S: 4	R: 0	H: 0	E: 0	K: 0	S: 3	R: 0	H: 1	E: 0	K: 0	S: 4	R: 0	H: 1	E: 0	K: 0	S: 4	1B: 4	2B: 2	3B: 0	HR: 1	SF: 0	SAC: 0	DP: 0	HBP: 0	WP: 0	PA: 37
--------------	------	------	------	------	------	------	--------	-------	------	------	------	------	------	------	------	------	------	------	------	------	------	------	------	------	------	------	------	------	------	------	------	------	------	------	------	------	------	------	------	------	------	------	------	------	------	------	------	------	------	-------	-------	-------	-------	-------	--------	-------	--------	-------	--------

PITCHER	IP	WLS	BF	H	R	ER	SO	BB	IBB	HBP	BLK	WP	HR	S	P	ERA	WHIP
Ron Herbel, R ERA: 3.79 (1, 1)	1.2		11	5	4	4	1	1	0	0	0	0	1	12	16	21.60	3.600
Bobby Bolin, R ERA: 2.16 (2, 1)	7.0	W	25	2	0	0	3	2	0	0	0	0	0	29	37	0.00	0.571
Frank Linzy, R ERA: 1.88 (9, 1)	0.1	S	1	0	0	0	0	0	0	0	0	0	0	1	1	0.00	0.000

Batter	1	2	3	4	5	6	7	8	9	10	11	12	AB R H RBI BB SO LOB	TOP										
Dick Schofield, S OBP: 0.293, SLG: 0.264 (1, 6)	F7			K		G3 1B FC4-6 1B	F6			F5		4-3	6 1 1 0 0 1 1	San Francisco Giants @ St. Louis Cardinals Sportsman's Park, St. Louis, MO Mon Jul 05 1965, 4:33 AM EDT Att. 20,324 - Unknown										
Matty Alou, L OBP: 0.283, SLG: 0.309 (1, 8)	1-3			F6		FC4-6 G3 1-2 1B		1-3		6-3			5 0 1 0 0 0 0											
Willie McCovey, L OBP: 0.412, SLG: 0.573 (1, 3)	G3			HR		G3		1-3		4-3			5 1 1 1 0 0 2											
Willie Mays, R OBP: 0.413, SLG: 0.660 (1, 9)		L6		2B 1B		FC4-6 IBB		1B 1B		6-3			4 0 2 0 1 0 0											
Jim Ray Hart, R OBP: 0.298, SLG: 0.412 (1, 5)	4-3			1-3 2B		FC4-6		FC4-6 1B		K			5 0 2 1 0 1 2											
Jesus Alou, R OBP: 0.332, SLG: 0.435 (1, 7)	4-3			F3		1-2F 2-3 3-H 0-0 F9		FC4-6		1B			5 0 1 0 0 0 6											
Tom Haller, L OBP: 0.337, SLG: 0.329 (1, 2)			F8	L3 1B		BB BB 4-0		BB		F9		2-3	4 0 1 0 1 0 1											
Hal Lanier, R OBP: 0.263, SLG: 0.285 (1, 4)			5-3	L3		F8		F8		1-3		K	5 0 0 0 0 1 2											
Gaylord Perry, R OBP: 0.125, SLG: 0.087 (1, 1)			G3	1-3		K		K		F7		F9	2 0 0 0 0 0 0 0											
Frank Linzy, R ERA: 3.53 (5, 1)													1 0 0 0 0 0 1 1											
Len Gabrielson, L OBP: 0.320, SLG: 0.398 (9, PH)													1 0 0 0 0 0 0 0											
Bill Henry, L (9, 1)													0 0 0 0 0 0 0 0											
Bob Burda, L (12, PH)													1 0 0 0 0 0 0 0											
Ron Herbel, R OBP: 0.058, SLG: 0.058 (12, 1)													0 0 0 0 0 0 0 0											
Inning Stats	R: 0 E: 0 K: 0 S: 3	H: 0 LOB: 0 BB: 0 P: 3	R: 0 E: 0 K: 0 S: 3	H: 0 LOB: 0 BB: 0 P: 3	R: 0 E: 0 K: 1 S: 8	H: 3 LOB: 2 BB: 0 P: 8	R: 0 E: 0 K: 0 S: 3	H: 1 LOB: 0 BB: 0 P: 3	R: 1 E: 0 K: 0 S: 5	H: 2 LOB: 2 BB: 1 P: 9	R: 0 E: 0 K: 1 S: 5	H: 0 LOB: 1 BB: 1 P: 9	R: 0 E: 0 K: 0 S: 5	H: 2 LOB: 2 BB: 0 P: 5	R: 0 E: 0 K: 0 S: 3	H: 0 LOB: 0 BB: 0 P: 3	R: 0 E: 0 K: 1 S: 6	H: 1 LOB: 1 BB: 0 P: 6	R: 0 E: 0 K: 1 S: 5	H: 0 LOB: 0 BB: 0 P: 5	1B: 7 2B: 2 3B: 0 HR: 1	SF: 0 SAC: 0 DP: 1 HBP: 0	WP: 0 PB: 0 SB: 0 CS: 0	PA: 46
PITCHER	IP WLS BF H R ER SO BB IBB HBP BLK WP HR S P ERA WHIP																							
Ray Washburn, R ERA: 3.53 (1, 1)	7.0		28	6	2	2	2	1	1	0	0	0	0	0	0	0	2.57	1.000						
Hal Woodeshick, L ERA: 3.38 (8, 1)	1.0		5	2	0	0	0	0	0	0	0	0	0	0	0	0.00	2.000							
Don Dennis, R ERA: 2.38 (9, 1)	3.0		10	1	0	0	1	0	0	0	0	0	0	0	0	0.00	0.333							
Nelson Briles, R ERA: 4.56 (12, 1)	1.0	W	3	0	0	0	1	0	0	0	0	0	0	0	0	0.00	0.000							

AB	44
R	2
H	9
RBI	2
BB	2
SO	4
LOB	15



Batter	1	2	3	4	5	6	7	8	9	10	11	12	AB	R	H	RBI	BB	SO	LOB	BOTTOM							
Phil Gagliano, R OBP: 0.359, SLG: 0.462 (1, 9) BB BB BB	4-0 G6-3 BB		0-3 K		0-0 FC6 1-2f		0-3 K		0-0 F7			0-0 SH1-4 1B	5	1	1	0	1	2	5								
Dick Groat, R OBP: 0.340, SLG: 0.331 (1, 6) X	0-0 G6-3 1-2f			4-0 G4-6-3 BB		0-0 F8 1B	0-0 F9 1B 1-2 2-H		0-0 F9			0-0 SH1-4 1-2	4	0	2	0	1	0	1								
Lou Brock, L OBP: 0.331, SLG: 0.418 (1, 7) X	0-0 F7			0-0 F5		0-3 K		0-0 1B 3B		0-0 6-3		4-0 1B IBB	5	1	1	0	1	1	2								
Curt Flood, R OBP: 0.348, SLG: 0.423 (1, 8) X		0-0 F9		0-0 G4-6-3 1-2f		0-0 F8 1-2		0-0 4-3		0-0 FC6-4 1B		0-0 1B 1-2 2-H	6	0	2	1	0	0	3								
Ken Boyer, R OBP: 0.322, SLG: 0.387 (1, 5) X		0-0 F8			0-0 FC6 1B	4-0 BB		0-0 FC5 4-3 1B 3-H		0-0 FC6-4 1-2f			4	0	2	1	1	0	1								
Tim McCarver, L OBP: 0.338, SLG: 0.430 (1, 2) X		0-0 G3			0-0 FC6 1B 1-2f	0-3 K		0-0 4-3		0-0 G3			5	1	0	0	0	1	5								
Tito Francona, L OBP: 0.328, SLG: 0.418 (1, 3) Bob Gibson, R OBP: 0.241, SLG: 0.354 (7, PR) Hal Woodeshick, R OBP: 0.200, SLG: 0.111 (8, 1) Bob Skinner, R OBP: 0.338, SLG: 0.485 (8, PH) Don Dennis, R OBP: 0.200, SLG: 1.000 (8, 1) Carl Warwick, R OBP: 0.200, SLG: 0.200 (11, PH) Nelson Briles, R OBP: 0.200, SLG: 0.200 (12, 1)			0-0 2B		4-0 FC1-5 1B 1-2 BB		0-0 1B 1B	4-0 IBB			0-0 F7		2	0	2	0	1	0	0								
Jerry Buchek, R OBP: 0.273, SLG: 0.351 (1, 4) X			0-3 K		0-0 FC1-5 1B 1-2 2-H		0-0 P1	0-0 FC5 2-3f		0-0 6-3			5	0	1	1	0	1	4								
Ray Washburn, R OBP: 0.143, SLG: 0.150 (1, 1) Bill White, L OBP: 0.375, SLG: 0.462 (7, PH) (8, 3)			0-3 K		0-0 FC1-5 FC6 1-2 2-3f		4-0 1B BB		0-0 F5				2	0	0	0	0	1	3								
Inning Stats	R: 0 E: 0 K: 0 S: 2	H: 0 LOB: 0 BB: 1 P: 6	R: 0 E: 0 K: 0 S: 3	H: 0 LOB: 0 BB: 0 P: 3	R: 0 E: 0 K: 3 S: 10	H: 1 LOB: 1 BB: 10	R: 0 E: 0 K: 0 S: 2	H: 0 LOB: 0 BB: 1 P: 6	R: 0 E: 0 K: 2 S: 8	H: 1 LOB: 2 BB: 1 P: 12	R: 0 E: 0 K: 1 S: 6	H: 2 LOB: 2 BB: 1 P: 10	R: 1 E: 0 K: 0 S: 5	H: 2 LOB: 2 BB: 1 P: 9	R: 0 E: 0 K: 0 S: 3	H: 0 LOB: 0 BB: 0 P: 3	R: 0 E: 0 K: 0 S: 4	H: 1 LOB: 1 BB: 0 P: 4	R: 0 E: 0 K: 1 S: 5	H: 0 LOB: 0 BB: 0 P: 5	R: 1 E: 0 K: 0 S: 3	H: 2 LOB: 2 BB: 1 P: 7	1B: 9 2B: 1 3B: 1 HR: 0	SF: 0 SAC: 1 DP: 2 HBP: 0	WP: 0 PA: 49 PB: 0 SB: 0 CS: 0		
PITCHER	IP	WLS	BF	H	R	ER	SO	BB	IBB	HBP	BLK	WP	HR	S	P	ERA	WHIP										
Gaylord Perry, R ERA: 4.05 (1, 1)	4.1		17	3	1	1	3	3	0	0	0	0	0	20	32	2.08	1.385										
Frank Linzy, R ERA: 1.95 (5, 1)	3.2		18	5	1	1	3	2	1	0	0	0	0	21	33	2.46	1.909										
Bill Henry, L ERA: 3.42 (9, 1)	3.0		10	1	0	0	1	0	0	0	0	0	0	12	12	0.00	0.333										
Ron Herbel, R ERA: 3.89 (12, 1)	0.1	L	4	2	1	1	0	0	1	0	0	0	0	3	7	27.00	6.000										

San Francisco Giants @ St. Louis Cardinals
Sportsman's Park, St. Louis, MO
Mon Jul 05 1965, 4:33 AM EDT
Att: 20,324 - Unknown

AB	41
R	3
H	11
RBI	3
BB	7
SO	7
LOB	24



Batter	1	2	3	4	5	6	7	8	9	AB R H RBI BB SO LOB	TOP									
Jim Davenport, R (1, 6) OBP: 0.296, SLG: 0.354	0-0 4-3 1B 2B		0-0 1-3		0-0 F9			0-0 F7		4 1 1 0 0 0 0	<p>San Francisco Giants @ St. Louis Cardinals</p> <p>Sportsman's Park, St. Louis, MO</p> <p>Tue Jul 06 1965, 8:05 PM EDT</p> <p>Att. 31,229 - Unknown</p>									
Jesus Alou, R (1, 9) OBP: 0.328, SLG: 0.429	0-0 4-3 2-3		0-0 F8		0-0 F9			0-0 F9		4 0 0 0 0 0 1										
Willie McCovey, L (1, 3) OBP: 0.417, SLG: 0.582	0-3 K			0-0 E7 3B		4-0 BB BB		0-0 1B		3 1 2 0 1 1 1										
Willie Mays, R (1, 8) OBP: 0.411, SLG: 0.654	0-0 FC6-4 1B 3-H		0-3 K		0-0 F7			0-0 F3		4 0 1 1 0 1 2										
Jim Ray Hart, R (1, 5) OBP: 0.297, SLG: 0.410	0-0 FC6-4 1-2f			0-0 1B		0-0 F8			0-0 6-3	4 0 1 0 0 0 2										
Cap Peterson, R (1, 7) OBP: 0.338, SLG: 0.455		0-0 6-3		0-0 F9		0-0 F9		0-0 F9		3 0 0 0 0 0 1										
Bob Burda, L (9, PH)										1 0 0 0 0 0 0										
Hal Lanier, R (1, 4) OBP: 0.263, SLG: 0.285		0-0 4-3		0-0 F8		0-0 FC4-6 1B		0-0 FC5-4 1B		3 0 1 0 0 0 1										
Tom Haller, L (9, PH)										1 0 1 0 0 0 0										
Dick Bertell, R (1, 2) OBP: 0.291, SLG: 0.245		0-0 F3			0-0 F9		0-0 F8		0-0 FC5-4 1-2f	4 0 0 0 0 0 2										
Juan Marichal, R (1, 1) OBP: 0.182, SLG: 0.170			0-0 F6		0-0 5-3		0-0 FC4-6 1-2f			3 0 0 0 0 0 1										
Inning Stats	R: 1 E: 0 K: 1 S: 7	H: 2 LOB: 1 BB: 0 P: 7	R: 0 E: 0 K: 0 S: 3	H: 0 LOB: 0 BB: 0 P: 3	R: 0 E: 0 K: 0 S: 3	H: 0 LOB: 0 BB: 0 P: 3	R: 1 E: 1 K: 1 S: 7	H: 2 LOB: 1 BB: 0 P: 7	R: 0 E: 0 K: 0 S: 3	H: 0 LOB: 0 BB: 0 P: 3	R: 0 E: 0 K: 0 S: 4	H: 1 LOB: 1 BB: 0 P: 4	R: 0 E: 0 K: 0 S: 4	H: 1 LOB: 1 BB: 0 P: 4	R: 0 E: 0 K: 0 S: 4	H: 1 LOB: 1 BB: 0 P: 4	1B: 5 2B: 1 3B: 1 HR: 0	SF: 0 SAC: 0 DP: 0 HBP: 0	WP: 0 PB: 0 SB: 0 CS: 0	PA: 35
PITCHER	IP WLS BF H R ER SO BB IBB HBP BLK WP HR S P ERA WHIP																			
Curt Simmons, L (1, 1) ERA: 3.44	7.2 W 30 6 2 2 2 1 0 0 0 0 0 0 33 37 2.35 0.913																			
Don Dennis, R (8, 1) ERA: 2.19	1.0 3 0 0 0 0 0 0 0 0 0 0 0 3 3 0.00 0.000																			
Hal Woodeshick, L (9, 1) ERA: 3.35	0.1 S 2 1 0 0 0 0 0 0 0 0 0 0 2 2 0.00 3.000																			

livebaseballscores.com

AB	34
R	2
H	7
RBI	1
BB	1
SO	2
LOB	11



Batter	1	2	3	4	5	6	7	8	9	AB	R	H	RBI	BB	SO	LOB
Phil Gagliano, R (1, 9) OBP: 0.352, SLG: 0.452 Mike Shannon, R (8, 9) OBP: 0.255, SLG: 0.287	0-3 K		0-0 4-3		0-0 F5		0-0 F8			4	0	0	0	0	1	1
Dick Groat, R (1, 6) OBP: 0.339, SLG: 0.328	4-0 WP PB 1B BB			0-0 4-3		0-0 4-3		0-0 F4		3	1	0	0	1	0	0
Lou Brock, L (1, 7) OBP: 0.339, SLG: 0.427	0-0 CS 1B			0-0 G3 1B 2B		0-0 S 1B		4-0 E BB		3	2	3	1	1	0	0
Curt Flood, R (1, 8) OBP: 0.347, SLG: 0.420	0-3 K			0-0 G3 2-3		0-0 1B		0-3 K		4	0	1	1	0	2	3
Ken Boyer, R (1, 5) OBP: 0.324, SLG: 0.386		0-0 5-3		0-0 1B		4-0 BB		0-0 6-3		3	0	1	1	1	0	1
Tim McCarver, L (1, 2) OBP: 0.333, SLG: 0.424		0-0 F9		0-0 F4		0-0 F9				3	0	0	0	0	0	3
Tito Francona, L (1, 3) OBP: 0.328, SLG: 0.416		0-0 F8			0-0 1B		0-0 F9			3	0	1	0	0	0	2
Jerry Buchek, R (1, 4) OBP: 0.263, SLG: 0.338			0-0 1-3		0-0 F9		0-0 6-3			3	0	0	0	0	0	1
Curt Simmons, L (1, 1) OBP: 0.050, SLG: 0.075 Don Dennis, R (8, 1) OBP: 1.000, SLG: 1.000 Hal Woodeshick, R (9, 1) OBP: 0.200, SLG: 0.111			0-3 K		0-3 K		0-3 K			3	0	0	0	0	3	1
Inning Stats	R: 1 E: 0 K: 2 S: 7	H: 1 LOB: 1 BB: 1 P: 11	R: 0 E: 0 K: 0 S: 3	H: 0 LOB: 0 BB: 0 P: 3	R: 0 E: 0 K: 1 S: 5	H: 0 LOB: 0 BB: 0 P: 5	R: 1 E: 0 K: 0 S: 5	H: 2 LOB: 1 BB: 0 P: 5	R: 0 E: 0 K: 1 S: 6	H: 1 LOB: 1 BB: 0 P: 6	R: 1 E: 0 K: 0 S: 5	H: 2 LOB: 2 BB: 1 P: 9	R: 0 E: 0 K: 1 S: 5	H: 0 LOB: 0 BB: 0 P: 5	R: 0 E: 1 K: 1 S: 5	H: 0 LOB: 1 BB: 1 P: 9
PITCHER Juan Marichal, R (1, 1) ERA: 1.64	IP: 8.0 WLS: L BF: 32 H: 6 R: 3 ER: 3 SO: 6 BB: 3 IBB: 0 HBP: 0 BLK: 0 WP: 1 HR: 0 S: 41 P: 53 ERA: 3.38 WHIP: 1.125															

BOTTOM

San Francisco Giants @ St. Louis Cardinals
Sportsman's Park, St. Louis, MO
Tue Jul 06 1965, 8:05 PM EDT
Att. 31,229 - Unknown

livebaseballscorecards.com

AB	29
R	3
H	6
RBI	3
BB	3
SO	6
LOB	12



WP: 1	PA: 32
PB: 1	
SB: 1	
CS: 1	

Batter	1	2	3	4	5	6	7	8	9	10	11	12	13	AB R H RBI BB SO LOB	TOP														
Matty Alou, L OBP: 0.280, SLG: 0.305 (1, 7)	F4		G3 4-3 1B		1-3			K		F8		G3		6 0 1 0 0 1 1															
Jesus Alou, R OBP: 0.323, SLG: 0.422 Len Gabrielson, L OBP: 0.327, SLG: 0.382 (1, 9)	G3		4-3		4-3			E1		6-3			F8	5 0 0 0 0 0 1 1 0 0 0 0 0 0															
Bob Burda, L OBP: 0.125, SLG: 0.125 (1, 3)			G3					F6					F8	6 0 1 0 0 0 2															
Willie Mays, R OBP: 0.413, SLG: 0.650 (1, 8)	4-3		K					CS					K	5 1 2 0 1 2 2															
Tom Haller, L OBP: 0.346, SLG: 0.354 (1, 2)													K	4 2 2 2 1 2 0															
Jim Ray Hart, R OBP: 0.301, SLG: 0.415 (1, 5)														4 2 2 2 1 2 0															
Jim Davenport, R OBP: 0.299, SLG: 0.353 (1, 6)														6 1 3 0 0 1 3															
Hal Lanier, R OBP: 0.280, SLG: 0.282 Willie McCovey, L OBP: 0.415, SLG: 0.579 Bob Schroder, L (9, 4)														3 0 1 1 1 2 1															
Bob Shaw, R OBP: 0.098, SLG: 0.098 Bill Henry, L (10, 1) Dick Schofield, S OBP: 0.298, SLG: 0.267 Jack Hatt, R (12, PH) Frank Linzy, R (12, 1) Masanori Murakami, L OBP: 0.200, SLG: 0.200 (12, 1)														3 0 0 0 0 1 3 1 0 0 0 0 1 2 1 0 0 0 0 0 1															
														4 0 0 0 0 2 2 0 0 0 0 0 0 0 1 0 1 1 0															
Inning Stats	R: 0 E: 0 S: 4	H: 1 LOB: 1 BB: 0 P: 4	R: 0 E: 0 S: 7	H: 2 LOB: 2 BB: 0 P: 7	R: 0 E: 0 S: 6	H: 1 LOB: 1 BB: 0 P: 6	R: 1 E: 0 S: 4	H: 2 LOB: 0 BB: 0 P: 4	R: 0 E: 0 S: 5	H: 0 LOB: 0 BB: 0 P: 5	R: 0 E: 0 S: 2	H: 0 LOB: 1 BB: 2 P: 10	R: 0 E: 1 S: 5	H: 0 LOB: 0 BB: 0 P: 5	R: 0 E: 0 S: 6	H: 1 LOB: 2 BB: 1 P: 10	R: 0 E: 0 S: 5	H: 0 LOB: 0 BB: 0 P: 5	R: 0 E: 0 S: 7	H: 0 LOB: 0 BB: 0 P: 7	R: 0 E: 0 S: 7	H: 0 LOB: 0 BB: 0 P: 7	R: 1 E: 0 S: 7	H: 2 LOB: 1 BB: 0 P: 7	R: 2 E: 0 S: 7	H: 2 LOB: 0 BB: 0 P: 7	1B: 9 2B: 1 3B: 0 HR: 1	SF: 1 SAC: 1 DP: 2 HBP: 0	WP: 1 PA: 52 PB: 0 SB: 0 CS: 1
PITCHER Bob Gibson, R ERA: 2.76 (1, 1)	IP 13.0	WLS L	BF 51	H 11	R 4	ER 4	SO 12	BB 3	IBB 0	HBP 0	BLK 0	WP 1	HR 1	S 72	P 84	ERA 2.77	WHIP 1.077												

San Francisco Giants @ St. Louis Cardinals
Sportsman's Park, St. Louis, MO
Wed Jul 07 1965, 8:05 PM EDT
Att. 24,045 - Unknown

livebaseballscorecards.com

AB	46
R	4
H	11
RBI	4
BB	3
SO	12
LOB	18




Batter	1	2	3	4	5	6	7	8	9	10	11	12	13	AB R H RBI BB SO LOB
Phil Gagliano, R (1, 9) OBP: 0.346, SLG: 0.440 (11, 4)	0-0 6-3		0-0 E 1B		0-0 1-3		0-0 1-3		0-0 F5		0-0 5-3		0-0 5-3	7 0 1 0 0 0 4
Dick Groat, R (1, 6) OBP: 0.336, SLG: 0.325	0-0 2B 1B		0-0 F7 1-3		0-0 6-3			0-0 F5		0-0 4-3		0-0 E3 FC		6 1 1 0 0 0 1
Lou Brock, L (1, 7) OBP: 0.340, SLG: 0.425	0-3 K		4-0 BB			0-0 2-3		0-0 L4		0-0 BB S 1B		0-0 FC 1B FC		5 1 1 0 1 1 2
Curt Flood, R (1, 8) OBP: 0.353, SLG: 0.427	0-0 1-H 2B		0-0 5-3			0-0 E5		0-0 1B		4-0 BB IBB		0-0 FC 1B		5 0 3 1 1 0 2
Ken Boyer, R (1, 5) OBP: 0.321, SLG: 0.380	0-0 F8			0-0 F7		0-0 F2		0-0 F7		4-0 BB 1-2 2-3 BB		0-0 FC		5 0 0 1 1 0 4
Tim McCarver, L (1, 2) OBP: 0.329, SLG: 0.417		0-0 F8		0-0 1B		0-0 4-3		0-0 F8		0-3 K		0-0 F4		6 0 1 0 0 1 6
Tito Francona, L (1, 3) OBP: 0.333, SLG: 0.427		0-0 4-3		0-3 K			0-0 1B		0-0 1B 2B		0-0 F1		0-3 K	4 0 2 0 0 1 1
Dal Maxvill, R (9, PR) OBP: 0.100, SLG: 0.138 (10, 4)														0 0 0 0 0 0 0
Carl Warwick, R (10, PH) OBP: 0.197, SLG: 0.194 (11, 9)														2 0 0 0 0 1 5
Jerry Buchek, R (1, 4) OBP: 0.253, SLG: 0.325		0-3 K		0-0 F8		0-3 K		0-3 K		4-0 1B IBB		0-0 F4		3 0 0 0 0 2 2
Bill White, L (9, PH) OBP: 0.375, SLG: 0.458 (10, 3)														2 0 0 0 1 0 0
Bob Gibson, R (1, 1) OBP: 0.237, SLG: 0.340			0-3 K			0-0 5-3		0-3 K		0-0 1-3 2-H 1B		0-3 K		5 0 1 0 0 3 1
Mike Shannon, R (13, PH) OBP: 0.253, SLG: 0.285													0-0 F2	1 0 0 0 0 0 0

Inning Stats	R: 1	H: 2	R: 0	H: 0	R: 0	H: 1	R: 0	H: 0	R: 0	H: 1	R: 0	H: 1	R: 0	H: 1	R: 0	H: 1	R: 0	H: 0	R: 0	H: 2	R: 0	H: 1	R: 0	H: 1	R: 0	H: 0	R: 1	H: 1	R: 0	H: 0	R: 0	H: 0	R: 0	H: 0	
E: 0	LOB: 1	E: 0	LOB: 0	E: 1	LOB: 2	E: 0	LOB: 1	E: 0	LOB: 0	E: 1	LOB: 1	E: 0	LOB: 1	E: 0	LOB: 3	E: 0	LOB: 0	E: 2	LOB: 2	E: 0	LOB: 0	E: 0	LOB: 1	E: 0	LOB: 0	E: 0	LOB: 0	E: 0	LOB: 0	E: 0	LOB: 0	E: 0	LOB: 0	E: 0	LOB: 0
K: 1	BB: 0	K: 1	BB: 0	K: 1	BB: 1	K: 0	BB: 0	K: 0	BB: 0	K: 2	BB: 0	K: 0	BB: 0	K: 0	BB: 2	K: 1	BB: 2	K: 1	BB: 0	K: 1	BB: 0	K: 0	BB: 0	K: 0	BB: 0	K: 0	BB: 0	K: 0	BB: 0	K: 0	BB: 0	K: 0	BB: 0	K: 0	BB: 0
S: 7	P: 7	S: 5	P: 5	S: 6	P: 10	S: 6	P: 6	S: 3	P: 3	S: 8	P: 8	S: 4	P: 4	S: 4	P: 8	S: 6	P: 14	S: 5	P: 5	S: 8	P: 8	S: 3	P: 3	S: 3	P: 3	S: 8	P: 8	S: 3	P: 3	S: 3	P: 3	S: 3	P: 3	S: 3	P: 3

San Francisco Giants @ St. Louis Cardinals
 Sportsman's Park, St. Louis, MO
 Wed Jul 07 1965, 8:05 PM EDT
 Att: 24,045 - Unknown

AB	51
R	2
H	10
RBI	2
BB	4
SO	9
LOB	28

WP: 0 PA: 55
 PB: 0
 SB: 1
 CS: 0



livebaseballscorecards.com

Batter	1	2	3	4	5	6	7	8	9	AB	R	H	RBI	BB	SO	LOB
John Briggs, L (1, 8) OBP: 0.347, SLG: 0.351	0-0 4-3 3B		0-0 2B			0-0 5-3		0-3 K		4	1	2	0	0	1	2
Cookie Rojas, R (1, 4) OBP: 0.376, SLG: 0.397	0-3 K		0-0 F7			0-0 6-3		0-3 K		4	0	0	0	0	2	4
Johnny Callison, L (1, 9) OBP: 0.311, SLG: 0.519	0-0 4-3			0-0 4-3			0-0 F5		0-0 F9	4	0	0	1	0	0	0
Dick Allen, R (1, 5) OBP: 0.418, SLG: 0.557	0-3 K			0-0 F8			0-3 K		0-0 4-3	4	0	0	0	0	2	0
Tony Gonzalez, L (1, 7) OBP: 0.347, SLG: 0.494		0-0 G3		0-0 5-3			0-3 K		0-0 F7	4	0	0	0	0	1	0
Dick Stuart, R (1, 3) OBP: 0.309, SLG: 0.451		0-0 F8			0-0 F7			0-0 1B		3	1	1	0	0	0	0
Clay Dalrymple, L (1, 2) OBP: 0.277, SLG: 0.309		0-3 K			4-0 BB			0-0 1B		1	0	0	0	1	1	0
Pat Corrales, R (5, PR) (6, 2)						G4-6-3 BB		1-2 1B		1	0	1	0	0	0	0
Bobby Wine, R (1, 6) OBP: 0.246, SLG: 0.193			0-0 L1		0-0 G4-6-3			0-0 1B		3	0	1	1	0	0	1
Lew Burdette, R (1, 1) OBP: 0.385, SLG: 0.462			0-0 F3				0-0 F8		0-0 F3	1	0	0	0	0	0	0
Jack Balguschun, R (5, 1)										0	0	0	0	0	0	0
John Herrmstein, L (6, PH) OBP: 0.281, SLG: 0.323										0	0	0	0	0	0	0
Art Mahaffey, R (7, 1) OBP: 0.111, SLG: 0.111										0	0	0	0	0	0	0
Wes Covington, L (8, PH) OBP: 0.130, SLG: 0.518										1	0	0	0	0	0	2
Ed Roebuck, R (9, 1)										0	0	0	0	0	0	0

Inning Stats	R: 1	H: 1	E: 0	K: 2	S: 8	LOB: 0	BB: 0	P: 8	R: 0	H: 0	E: 0	K: 1	S: 5	LOB: 0	BB: 0	P: 5	R: 0	H: 1	E: 0	K: 0	S: 4	LOB: 1	BB: 0	P: 4	R: 0	H: 0	E: 0	K: 0	S: 3	LOB: 0	BB: 0	P: 3	R: 0	H: 0	E: 0	K: 0	S: 2	LOB: 1	BB: 1	P: 6	R: 0	H: 0	E: 0	K: 0	S: 3	LOB: 0	BB: 0	P: 3	R: 0	H: 0	E: 0	K: 2	S: 7	LOB: 0	BB: 0	P: 7	R: 1	H: 3	E: 0	K: 2	S: 10	LOB: 2	BB: 0	P: 10	R: 0	H: 0	E: 0	K: 0	S: 3	LOB: 0	BB: 0	P: 3	R: 0	H: 0	E: 0	K: 0	S: 3	LOB: 0	BB: 0	P: 3	1B: 3	2B: 1	3B: 1	HR: 0	SF: 0	SAC: 0	DP: 1	HBP: 0	WP: 0	PB: 0	SB: 0	CS: 0	PA: 32
PITCHER Gaylord Perry, R (1, 1) ERA: 3.92	IP	WLS	BF	H	R	ER	SO	BB	IBB	HBP	BLK	WP	HR	S	P	ERA	WHIP																																																																												
	9.0	W	32	5	2	2	7	1	0	0	0	0	0	45	49	2.00	0.667																																																																												
	PITCHER																IP	WLS	BF	H	R	ER	SO	BB	IBB	HBP	BLK	WP	HR	S	P	ERA	WHIP																																																												

BOTTOM

San Francisco Giants @ Philadelphia Phillies
 Connie Mack Stadium, Philadelphia, PA
 Thu Jul 08 1965, 7:05 PM EDT
 Unknown

livebaseballscorecards.com

AB	31
R	2
H	5
RBI	2
BB	1
SO	7
LOB	9



Batter	1	2	3	4	5	6	7	8	9	AB R H RBI BB SO LOB	TOP									
Jim Davenport, R (1, 6) OBP: 0.308, SLG: 0.362	0-0 F7		0-0 F9			0-0 1B			0-0 G5-4-3 1B	4 0 2 0 0 0 0	<p>San Francisco Giants @ Philadelphia Phillies</p> <p>Connie Mack Stadium, Philadelphia, PA</p> <p>Thu Jul 08 1965, 7:05 PM EDT</p> <p>Att. 37,110 - Unknown</p> <p>livebaseballscorecards.com</p>									
Jesus Alou, R (1, 9) OBP: 0.321, SLG: 0.418	0-0 1-3			0-0 G3		0-3 K		0-0 G5-4-3 1-2f	4 0 0 0 0 1 2											
Willie McCovey, L (1, 3) OBP: 0.414, SLG: 0.581	0-0 4-3			0-0 F8			0-3 K	0-0 HR	4 1 1 1 0 1 0											
Willie Mays, R (1, 8) OBP: 0.412, SLG: 0.656		0-0 F9		0-0 F5			0-0 HR	0-0 F8	4 1 1 1 0 0 0											
Tom Haller, L (1, 2) OBP: 0.343, SLG: 0.357		0-0 F7			0-0 F6		0-0 6-3		3 0 0 0 0 0 0											
Jim Ray Hart, R (1, 5) OBP: 0.306, SLG: 0.421		0-0 2B			0-0 6-3		0-0 5-3		3 0 1 0 0 0 0											
Matty Alou, L (1, 7) OBP: 0.283, SLG: 0.308		0-0 4-3			0-0 1-3			0-0 4-3	3 0 0 0 0 0 1											
Hal Lanier, R (1, 4) OBP: 0.265, SLG: 0.283			0-0 F9			0-0 5-3		0-0 1-3	3 0 0 0 0 0 0											
Jack Sanford, R (1, 1) OBP: 0.167, SLG: 0.091			0-0 4-3			0-3 K		0-0 4-3	0 0 0 0 0 0 0											
Bobby Bolin, R (1, 1) OBP: 0.158, SLG: 0.158									1 0 0 0 0 0 0											
Bob Burda, L (6, PH) OBP: 0.100, SLG: 0.100									1 0 0 0 0 1 0											
Ron Herbel, R (6, 1) OBP: 0.096, SLG: 0.056									0 0 0 0 0 0 0											
Dick Schofield, S (8, PH) OBP: 0.266, SLG: 0.266									1 0 0 0 0 0 0											
Frank Linzy, R (8, 1)									0 0 0 0 0 0 0											
Inning Stats	R: 0 E: 0 K: 0 S: 3	H: 0 LOB: 0 BB: 0 P: 3	R: 0 E: 0 K: 0 S: 4	H: 1 LOB: 1 BB: 0 P: 4	R: 0 E: 0 K: 0 S: 3	H: 0 LOB: 0 BB: 0 P: 3	R: 0 E: 0 K: 0 S: 3	H: 0 LOB: 0 BB: 0 P: 3	R: 0 E: 0 K: 2 S: 8	H: 1 LOB: 1 BB: 0 P: 8	R: 1 E: 0 K: 1 S: 6	H: 1 LOB: 0 BB: 0 P: 6	R: 0 E: 0 K: 0 S: 3	H: 0 LOB: 0 BB: 0 P: 3	R: 1 E: 0 K: 0 S: 4	H: 2 LOB: 0 BB: 0 P: 4	1B: 2 2B: 1 3B: 0 HR: 2	SF: 0 SAC: 0 DP: 1 HBP: 0	WP: 0 PB: 0 SB: 0 CS: 0	PA: 31
PITCHER Ray Herbert, R (1, 1) ERA: 3.06	IP: 9.0 WLS: W BF: 31 H: 5 R: 2 ER: 2 SO: 3 BB: 0 IBB: 0 HBP: 0 BLK: 0 WP: 0 HR: 2 S: 37 P: 37 ERA: 2.00 WHIP: 0.556																			



Batter	1	2	3	4	5	6	7	8	9
John Briggs, L OBP: 0.343, SLG: 0.338 (1, 8)									
Cookie Rojas, R OBP: 0.378, SLG: 0.398 (1, 4)									
Johnny Callison, L OBP: 0.310, SLG: 0.516 (1, 9)									
Dick Allen, R OBP: 0.419, SLG: 0.569 (1, 5)									
Tony Gonzalez, L OBP: 0.339, SLG: 0.482 (1, 7)									
Dick Stuart, R OBP: 0.313, SLG: 0.454 (1, 3)									
Ruben Amaro, R OBP: 0.302, SLG: 0.234 (9, 3)									
Bobby Wine, R OBP: 0.248, SLG: 0.190 (1, 6)									
Pat Corrales, R OBP: 0.350, SLG: 0.340 (1, 2)									
Ray Herbert, R OBP: 0.308, SLG: 0.346 (1, 1)									

Inning Stats	R: 4	H: 4	E: 0	LOB: 3	K: 2	S: 11	R: 0	H: 1	E: 0	LOB: 1	K: 1	S: 5	R: 0	H: 1	E: 0	LOB: 0	K: 0	S: 3	R: 0	H: 0	E: 0	LOB: 0	K: 0	S: 3	R: 0	H: 0	E: 0	LOB: 0	K: 0	S: 7	R: 0	H: 0	E: 0	LOB: 0	K: 0	S: 3	R: 0	H: 1	E: 0	LOB: 1	K: 0	S: 4					

PITCHER	IP	WLS	BF	H	R	ER	SO	BB	IBB	HBP	BLK	WP	HR	S	P	ERA	WHIP
Jack Sanford, R ERA: 3.98 (1, 1)	0.1	L	8	4	4	4	0	2	0	0	0	1	1	5	14	108.00	18.000
Bobby Bolin, R ERA: 2.02 (1, 1)	4.2		14	2	0	0	5	0	0	0	0	0	0	24	24	0.00	0.429
Ron Herbel, R ERA: 3.79 (6, 1)	2.0		6	0	0	0	0	0	0	0	0	0	0	6	6	0.00	0.000
Frank Linzy, R ERA: 1.87 (8, 1)	1.0		4	1	0	0	0	0	0	0	0	0	0	4	4	0.00	1.000

BOTTOM

AB	R	H	RBI	BB	SO	LOB
3	1	0	0	1	1	3
4	1	2	0	0	1	0
4	1	1	0	0	1	1
4	1	2	4	0	1	1
4	0	0	0	0	0	1
3	0	2	0	0	0	0
0	0	0	0	0	0	0
2	0	0	0	1	0	1
2	0	0	0	0	0	0
3	0	0	0	0	1	3

AB	29
R	4
H	7
RBI	4
BB	2
SO	5
LOB	10



WP	HR	S	P	ERA	WHIP
1	1	3	3	3.98	1.87
0	0	0	0	2.02	3.79
0	0	0	0	1.87	

livebaseballscorecards.com

San Francisco Giants @ Philadelphia Phillies
Connie Mack Stadium, Philadelphia, PA
 Thu Jul 08 1965, 7:05 PM EDT
 Att. 37,110 - Unknown

Batter	1	2	3	4	5	6	7	8	9	AB R H RBI BB SO LOB	TOP												
Matty Alou, L (1, 8) OBP: 0.279, SLG: 0.303	0-0 F4		0-0 4-3			0-0 4-3		0-0 1-3		4 0 0 0 0 0 1													
Bob Burda, L (1, 7) OBP: 0.071, SLG: 0.071	0-3 K		0-0 F3			0-0 F6		0-3 K		4 0 0 0 0 2 1													
Jim Ray Hart, R (1, 5) OBP: 0.306, SLG: 0.418	0-0 F3				0-0 F6		0-0 6-3		0-0 1B	4 1 1 0 0 0 0													
Willie McCovey, L (1, 3) OBP: 0.409, SLG: 0.573		0-3 K			0-0 F5		0-0 3-1		0-3 K	4 0 0 0 0 2 1													
Tom Haller, L (1, 2) OBP: 0.346, SLG: 0.376		0-0 4-3			0-0 E1		0-0 HR		0-0 1B	4 1 2 1 0 0 0													
Len Gabrielson, L (1, 9) OBP: 0.340, SLG: 0.387		4-0 BB			0-0 G3		0-0 F8		0-0 1B	3 0 1 1 1 0 1													
Jim Davenport, R (1, 6) OBP: 0.302, SLG: 0.354		0-0 5-3			0-3 K		0-3 K		0-0 1B	3 0 0 0 0 2 1													
Ron Herbel, R (7, 1) OBP: 0.056, SLG: 0.056									1-2 2-3	0 0 0 0 0 0 0													
Bob Schroder, L (9, PH) OBP: 0.286, SLG: 0.167									1-2 2-3	1 0 1 0 0 0 0													
Hal Lanier, R (1, 4) OBP: 0.282, SLG: 0.280			0-0 E5			0-0 F7		0-0 5-3	0-3 K	3 0 0 0 0 0 0													
Ken Henderson, S (9, PH)			4-3 SH3-4							1 0 0 0 0 1 3													
Jack Sanford, R (1, 1) OBP: 0.167, SLG: 0.091			0-0 SH3-4			0-0 4-3		0-0 F8		0 0 0 0 0 0 0													
Masanori Murakami, L (4, 1) OBP: 0.167, SLG: 0.167			1-2							1 0 0 0 0 0 0													
Dick Schofield, S (7, 6) OBP: 0.294, SLG: 0.265										1 0 0 0 0 0 0													
Inning Stats	R: 0 E: 0 K: 1 S: 5	H: 0 LOB: 0 BB: 0 P: 5	R: 0 E: 0 K: 1 S: 5	H: 0 LOB: 1 BB: 1 P: 9	R: 0 E: 1 K: 0 S: 4	H: 0 LOB: 1 BB: 0 P: 4	R: 0 E: 1 K: 0 S: 4	H: 0 LOB: 1 BB: 0 P: 4	R: 0 E: 0 K: 1 S: 5	H: 0 LOB: 0 BB: 0 P: 5	R: 1 E: 0 K: 1 S: 6	H: 1 LOB: 0 BB: 0 P: 6	R: 0 E: 0 K: 0 S: 3	H: 0 LOB: 0 BB: 0 P: 3	R: 0 E: 0 K: 3 S: 13	H: 0 LOB: 3 BB: 0 P: 13	R: 1 E: 0 K: 3 S: 13	H: 4 LOB: 3 BB: 0 P: 13	1B: 4 2B: 0 3B: 0 HR: 1	SF: 0 SAC: 1 DP: 0 HBP: 0	WP: 0 PB: 0 SB: 0 CS: 0	PA: 35	
PITCHER Jim Bunning, R (1, 1) ERA: 2.88	IP 9.0	WLS W	BF 35	H 5	R 2	ER 2	SO 7	BB 1	IBB 0	HBP 0	BLK 0	WP 0	HR 1	S 48	P 52	ERA 2.00	WHIP 0.667						
																		PITCHER					IP WLS BF H R ER SO BB IBB HBP BLK WP HR S P ERA WHIP

San Francisco Giants @ Philadelphia Phillies
 Connie Mack Stadium, Philadelphia, PA

AB 33
 R 2
 H 5
 RBI 2
 BB 1
 SO 7
 LOB 8



Fri Jul 09 1965, 7:05 PM EDT
 Att. 27,954 - Unknown

livebaseballscorecards.com

Batter	1	2	3	4	5	6	7	8	9
John Briggs, L (1, 8) OBP: 0.350, SLG: 0.345	0-0 F8			0-0 HR 1B		0-0 F3	0-0 2B 1B		
Cookie Rojas, R (1, 4) OBP: 0.379, SLG: 0.402	0-0 1-3			1-0 HR HBP		0-0 F7	0-0 3B 2B		
Johnny Callison, L (1, 9) OBP: 0.313, SLG: 0.531	0-0 F7			0-0 HR		0-0 4-3	0-0 3B		
Dick Allen, R (1, 5) Tony Taylor, R (9, 5) OBP: 0.415, SLG: 0.562 OBP: 0.319, SLG: 0.352		0-0 6-3		0-3 K			K		
Tony Gonzalez, L (1, 7) OBP: 0.348, SLG: 0.491		0-0 2B		0-0 4-3			1-0 2B 4-3 HBP	0-0 2B 1B	
Dick Stuart, R (1, 3) Ruben Amaro, R (7, PR) OBP: 0.313, SLG: 0.456 OBP: 0.300, SLG: 0.232		0-0 F6		0-0 F5			0-0 4-3 1B 2B	0-0 4-3	
Bobby Wine, R (1, 6) OBP: 0.248, SLG: 0.200			0-0 F7		0-0 F9		0-0 4-3	0-0 2B	
Pat Corrales, R (1, 2) OBP: 0.344, SLG: 0.321			0-0 F4		0-3 K		4-0 1B 1B 2B IBB	0-0 F6	
Jim Bunning, R (1, 1) OBP: 0.224, SLG: 0.286			0-0 6-3		0-3 K		0-0 1B 2B 1B	0-0 4-3	

AB	R	H	RBI	BB	SO	LOB
4	2	2	0	0	0	0
3	2	1	3	0	0	0
4	1	2	4	0	0	0
4	0	0	0	0	3	2
0	0	0	0	0	0	0
3	2	2	0	0	0	0
3	0	1	0	0	0	0
1	1	0	0	0	0	1
4	0	1	2	0	0	1
3	1	0	0	1	1	1
4	1	1	1	0	1	1

BOTTOM

San Francisco Giants @ Philadelphia Phillies
Connie Mack Stadium, Philadelphia, PA
 Fri Jul 09 1965, 7:05 PM EDT
 Att. 27,954 - Unknown

AB	33
R	10
H	10
RBI	10
BB	1
SO	5
LOB	6



1B: 4	SF: 0
2B: 4	SAC: 0
3B: 1	DP: 0
HR: 1	HBP: 2

WP: 0	PA: 36
PB: 0	
SB: 0	
CS: 0	

Inning Stats	R	H	E	K	S	H	LOB	BB	P
1	0	0	0	0	3	1	0	0	3
2	0	0	0	0	3	0	0	0	3
3	0	0	0	0	3	0	0	0	3
4	3	2	0	1	7	2	0	0	8
5	0	0	0	2	7	0	0	0	7
6	0	0	0	0	3	0	0	0	3
7	6	5	0	2	12	2	1	0	17
8	1	2	0	0	5	2	0	0	5
9	0	0	0	0	0	0	0	0	0

PITCHER	IP	WLS	BF	H	R	ER	SO	BB	IBB	HBP	BLK	WP	HR	S	P	ERA	WHIP
Jack Sanford, R	3.0	L	11	2	2	2	0	0	0	0	0	0	0	10	11	6.00	0.667
Masanori Murakami, L	4.1		13	2	3	3	4	0	0	1	0	0	1	20	21	8.10	0.600
Ron Herbel, R	7.1		12	6	5	5	1	0	1	0	0	0	0	13	17	27.00	3.600

WP: 0	PA: 36
PB: 0	
SB: 0	
CS: 0	

Batter	1	2	3	4	5	6	7	8	9	AB R H RBI BB SO LOB	TOP											
Jesus Alou, R OBP: 0.319, SLG: 0.414 (1, 9) X	0-0 F9	0-0 F4		0-0 F8			0-0 1-3	0-0 1B		5 0 1 1 0 0 1												
Jim Davenport, R OBP: 0.305, SLG: 0.372 (1, 6) X	0-0 HR	4-0 WP BB		0-0 6-3			0-0 F8	0-0 F8		4 1 1 1 1 0 3												
Willie McCovey, L OBP: 0.406, SLG: 0.564 (1, 3) X	0-0 4-3	0-0 1-3			4-0 BB		0-3 K		0-3 K2-3	4 0 0 0 1 2 1												
Bob Burda, L OBP: 0.071, SLG: 0.071 (9, 3)		1-2			BB					0 0 0 0 0 0 0												
Willie Mays, R OBP: 0.414, SLG: 0.657 (1, 8) X	0-0 E				0-0 G6-4-3			0-0 SF9	0-0	1 1 1 0 0 0 0												
Ken Henderson, S OBP: 0.214, SLG: 0.167 (1, 8)	0-0 1B				1-2			4-3 S	G4-6-3	4 1 2 0 0 1 2												
Tom Haller, L OBP: 0.342, SLG: 0.371 (1, 2) X	0-0 E2		0-0 F8		0-0 F3			0-0 4-3	0-0 G4-6-3	5 1 1 0 0 0 2												
Jim Ray Hart, R OBP: 0.311, SLG: 0.424 (1, 5) X	0-0 1B		0-3 K			0-0 SH2-3		4-0 SF9		3 2 2 1 1 1 0												
Len Gabrielson, L OBP: 0.339, SLG: 0.383 (1, 7)	0-0 1B		0-0 G3			0-0 SH2-3		0-0 SF9		1 0 0 1 1 0 0												
Hal Lanier, R OBP: 0.289, SLG: 0.287 (1, 4) X	0-0 1B			0-0 SH5-4		0-0 F9		0-0 1B		4 1 3 2 0 0 1												
Juan Marichal, R OBP: 0.190, SLG: 0.179 (1, 1) S S S	0-3 K			0-0 SH5-4		0-0 F9		0-0 1B		3 0 1 0 0 1 3												
Inning Stats	R: 4 E: 1 K: 1 S: 10	H: 5 LOB: 2 BB: 1 P: 14	R: 0 E: 0 K: 1 S: 5	H: 0 LOB: 1 BB: 1 P: 9	R: 0 E: 0 K: 1 S: 5	H: 0 LOB: 0 BB: 0 P: 5	R: 0 E: 0 K: 0 S: 4	H: 1 LOB: 1 BB: 0 P: 4	R: 0 E: 0 K: 0 S: 2	H: 0 LOB: 0 BB: 1 P: 6	R: 0 E: 0 K: 0 S: 4	H: 1 LOB: 1 BB: 0 P: 4	R: 0 E: 0 K: 1 S: 5	H: 0 LOB: 0 BB: 0 P: 5	R: 3 E: 0 K: 0 S: 7	H: 4 LOB: 2 BB: 1 P: 11	R: 0 E: 0 K: 1 S: 5	H: 1 LOB: 0 BB: 0 P: 5	1B: 10 2B: 1 3B: 0 HR: 1	SF: 1 SAC: 2 DP: 2 HBP: 0	WP: 1 PB: 0 SB: 1 CS: 0	PA: 41
PITCHER	IP WLS BF H R ER SO BB IBB HBP BLK WP HR S P ERA WHIP																					
Ray Culp, R ERA: 2.85 (1, 1)	1.0 L 9 5 4 1 1 0 0 0 0 0 0 1 10 14 9.00 5.000																					
Bo Belinsky, L ERA: 4.71 (2, 1)	5.0 18 2 0 0 2 2 0 0 0 1 0 20 28 0.00 0.800																					
Jack Baldschun, R ERA: 4.21 (7, 1)	3.0 14 5 3 3 2 1 0 0 0 0 0 17 21 9.00 2.000																					

San Francisco Giants @ Philadelphia Phillies
 Connie Mack Stadium, Philadelphia, PA

Sat Jul 10 1965, 7:05 PM EDT
 Att. 32,031 - Unknown

livebaseballscorecards.com

AB	34
R	7
H	12
RBI	6
BB	4
SO	5
LOB	13



Batter	1	2	3	4	5	6	7	8	9	AB R H RBI BB SO LOB
John Briggs, L (1, 8) OBP: 0.346, SLG: 0.333	0-0 F9		0-0 4-3			4-0 BB			0-3 K	3 0 0 0 1 1 0
Cookie Rojas, R (1, 4) OBP: 0.378, SLG: 0.399	0-0 5-3			0-0 F7		0-0 B1			0-0 1B	4 0 1 0 0 0 1
Johnny Callison, L (1, 9) OBP: 0.309, SLG: 0.525	0-0 F6			0-0 F3			0-0 F7		0-0 4-3	4 0 0 0 0 0 1
Dick Allen, R (1, 5) OBP: 0.411, SLG: 0.556		0-0 F9		0-0 5-3			0-0 4-3			3 0 0 0 0 0 0
Tony Gonzalez, L (1, 7) OBP: 0.348, SLG: 0.500					0-0 4-3		0-3 K			3 0 1 0 0 1 0
Dick Stuart, R (1, 3) OBP: 0.310, SLG: 0.451					0-0 F8		0-3 K			3 0 0 0 0 2 1
Bobby Wine, R (1, 6) OBP: 0.243, SLG: 0.195					0-0 5-3			0-0 F8		3 0 0 0 0 0 1
Pat Corrales, R (1, 2) OBP: 0.344, SLG: 0.321			0-0 5-3			0-0 4-3		0-0 6-3		0 0 0 0 0 0 0
Tony Taylor, R (1, 4) OBP: 0.315, SLG: 0.347										3 0 0 0 0 0 0
Ray Culp, R (1, 1) OBP: 0.148, SLG: 0.080			0-3 K			0-0 F8			0-0 F6	0 0 0 0 0 0 0
Bo Belinsky, L (2, 1) OBP: 0.250, SLG: 0.222										1 0 0 0 0 1 0
John Herrnstein, L (6, PH) OBP: 0.273, SLG: 0.313										1 0 0 0 0 0 0
Jack Baldschun, R (7, 1)										0 0 0 0 0 0 0
Wes Covington, L (9, PH) OBP: 0.308, SLG: 0.514										1 0 0 0 0 0 0

Inning Stats	R: 0	H: 0	E: 0	K: 0	S: 3	R: 0	H: 1	E: 0	K: 1	S: 6	R: 0	H: 0	E: 0	K: 1	S: 5	R: 0	H: 0	E: 0	K: 0	S: 3	R: 0	H: 0	E: 0	K: 0	S: 3	R: 0	H: 0	E: 0	K: 1	S: 7	R: 0	H: 0	E: 0	K: 1	S: 5	R: 0	H: 0	E: 0	K: 1	S: 5	R: 0	H: 1	E: 0	K: 1	S: 6	1B: 1	SF: 0	2B: 0	SAC: 0	3B: 1	DP: 0	HR: 0	HBP: 0	WP: 0	PA: 30		
Juan Marichal, R (1, 1) ERA: 1.55	IP	WLS	BF	H	R	ER	SO	BB	IBB	HBP	BLK	WP	HR	S	P	ERA	WHIP													IP	WLS	BF	H	R	ER	SO	BB	IBB	HBP	BLK	WP	HR	S	P	ERA	WHIP											
												9.0	W	30	2	0	0	5	1	0	0	0	0	0	39	43	0.00	0.333													9.0	W	30	2	0	0	5	1	0	0	0	0	0	39	43	0.00	0.333

BOTTOM

San Francisco Giants @ Philadelphia Phillies
 Connie Mack Stadium, Philadelphia, PA
 Sat Jul 10 1965, 7:05 PM EDT
 Att. 32,031 - Unknown

livebaseballscores.com

AB	29
R	0
H	2
RBI	0
BB	1
SO	5
LOB	4



Batter	1	2	3	4	5	6	7	8	9	AB R H RBI BB SO LOB	TOP	
Joe Morgan, L (1, 4) OBP: 0.386, SLG: 0.469	4-0 FC6-4 BB		0-0 4-3			0-0 HR		0-0 F4		3 1 1 1 1 0 2		
Lee Maye, L (1, 7) OBP: 0.309, SLG: 0.399	0-0 FC6-4 WP 1-2f		0-0 F6			0-0 F8		0-0 F7		4 0 0 0 0 0 2		
Jim Gentile, L (1, 3) Joe Gaines, R (9, PR) OBP: 0.316, SLG: 0.432 OBP: 0.302, SLG: 0.411	0-0 F8 1-2			0-0 4-3		0-0 F4		4-0 BB BB		3 0 0 0 1 0 1 0 0 0 0 0 0 0		
Walt Bond, L (1, 9) OBP: 0.326, SLG: 0.368	0-3 K			0-0 4-3			0-0 G3	4-0 1-2 BB		3 0 0 0 1 1 1		
Bob Aspromonte, R (1, 5) (8, 6) OBP: 0.309, SLG: 0.344		0-0 6-3		0-0 F5			0-0 F6	0-3 K		4 0 0 0 0 1 2		
Jimmy Wynn, R (1, 8) OBP: 0.377, SLG: 0.500		0-0 6-3		0-3 K			0-0 5-3	0-3 K		4 0 0 0 0 2 2		
Ron Brand, R (1, 2) OBP: 0.261, SLG: 0.255		0-0 L5			0-0 F8			0-0 6-3		3 0 0 0 0 0 0		
Bob Lillis, R (1, 6) Frank Thomas, R (8, PH) OBP: 0.274, SLG: 0.237 OBP: 0.286, SLG: 0.346			0-0 4-3 SH1-4 1B		0-0 6-3			0-3 K		2 0 1 0 0 0 0 1 0 0 0 0 1 0		
Bob Bruce, R (1, 1) Rusty Staub, L (8, PH) Mike Cuellar, L (8, 1) OBP: 0.089, SLG: 0.091 OBP: 0.327, SLG: 0.349			0-0 SH1-4		0-0 6-3			4-0 BB		1 0 0 0 0 0 0 0 0 0 0 1 0 0 0 0 0 0 0 0 0		
Inning Stats	R: 0 H: 0 E: 0 LOB: 1 K: 1 BB: 1 S: 5 P: 9	R: 0 H: 0 E: 0 LOB: 0 K: 0 BB: 0 S: 3 P: 3	R: 0 H: 1 E: 0 LOB: 1 K: 0 BB: 0 S: 4 P: 4	R: 0 H: 0 E: 0 LOB: 0 K: 0 BB: 0 S: 3 P: 3	R: 0 H: 0 E: 0 LOB: 0 K: 1 BB: 0 S: 5 P: 5	R: 1 H: 1 E: 0 LOB: 0 K: 0 BB: 0 S: 4 P: 4	R: 0 H: 0 E: 0 LOB: 0 K: 0 BB: 0 S: 3 P: 3	R: 0 H: 0 E: 0 LOB: 1 K: 1 BB: 1 S: 5 P: 9	R: 0 H: 0 E: 0 LOB: 2 K: 2 BB: 2 S: 7 P: 15	1B: 1 SF: 0 2B: 0 SAC: 1 3B: 0 DP: 0 HR: 1 HBP: 0	WP: 1 PA: 33 PB: 0 SB: 0 CS: 0	
PITCHER	IP WLS BF H R ER SO BB IBB HBP BLK WP HR S P ERA WHIP											
Bob Shaw, R (1, 1) ERA: 2.51	7.0 W 24 2 1 1 2 1 0 0 0 1 1 27 31 1.29 0.429											
Bobby Bolin, R (8, 1) ERA: 2.0	0.2 3 0 0 0 1 1 0 0 0 0 0 4 8 0.00 1.500											
Bill Henry, L (8, 1) ERA: 3.12	0.2 4 0 0 0 0 2 0 0 0 0 0 2 10 0.00 3.000											
Ron Herbel, R (9, 1) ERA: 4.24	0.2 S 2 0 0 0 2 0 0 0 0 0 0 6 6 0.00 0.000											

Houston Astros @ San Francisco Giants
Candlestick Park, San Francisco, CA

Fri Jul 16 1965, 10:05 PM EDT
Att. 13,240 - Unknown - 58 F

livebaseballscores.com

AB 28
R 1
H 2
RBI 1
BB 4
SO 5
LOB 10



Batter	1	2	3	4	5	6	7	8	9	AB	R	H	RBI	BB	SO	LOB
Dick Schofield, S OBP: 0.293, SLG: 0.265 (1, 6) X	0-0 E3 4-1 PB		0-3 K		0-3 K		0-0 S 1B			4	0	1	1	0	2	2
Jesus Alou, R OBP: 0.318, SLG: 0.410 (1, 9) X	0-0 F7		0-0 6-3			4-0 L4-6 1B BB	0-0 3-1			3	0	0	0	1	0	2
Willie McCovey, L OBP: 0.401, SLG: 0.556 (1, 3) X	0-0 4-1 1-3			0-3 K		0-0 F7		0-0 F6		4	0	0	0	0	1	2
Willie Mays, R OBP: 0.412, SLG: 0.652 (1, 8) X	0-0 G3			0-0 4-3		0-0 1-2 1B		0-0 6-3		4	0	1	0	0	0	1
Tom Haller, L OBP: 0.336, SLG: 0.364 (1, 2) X		0-0 3-1		0-3 K		0-0 L4-6 2-3		0-3 K		4	0	0	0	0	2	2
Jim Ray Hart, R OBP: 0.311, SLG: 0.423 (1, 5) X		0-0 6-3			0-0 F8		0-0 SH1-4 1B 4-3 1B			3	1	1	0	0	0	0
Len Gabrielson, L OBP: 0.357, SLG: 0.402 (1, 7) X		0-0 1B			0-0 1B 1B		0-0 4-3 SH1-4 1-2 1B 1B			3	1	3	0	0	0	0
Hal Lanier, R OBP: 0.267, SLG: 0.285 (1, 4) X		0-0 F7			0-0 F2		0-0 SH1-4 1-2 2-3			2	0	0	0	0	0	2
Bob Shaw, R OBP: 0.108, SLG: 0.108 (1, 1) X			0-0 6-3			0-0 1-2 1B		0-0 4-3 2-3 3-H		2	0	1	0	0	0	0
Bob Burda, L OBP: 0.067, SLG: 0.067 (7, PH)										1	0	0	1	0	0	1
Bobby Bolin, R OBP: 0.158, SLG: 0.158 (8, 1)										0	0	0	0	0	0	0
Bill Henry, L (8, 1)										0	0	0	0	0	0	0
Ron Herbel, R OBP: 0.056, SLG: 0.056 (9, 1)										0	0	0	0	0	0	0

BOTTOM

Houston Astros @ San Francisco Giants
Candlestick Park, San Francisco, CA

Fri Jul 16 1965, 10:05 PM EDT
Att: 13,240 - Unknown - 58 F

livebaseballscorecards.com

AB	30
R	2
H	7
RBI	2
BB	1
SO	5
LOB	12



Inning Stats	R: 0	H: 0	E: 1	K: 0	S: 4	H: 0	LOB: 1	BB: 0	P: 4	R: 0	H: 1	E: 0	K: 0	S: 4	R: 0	H: 0	E: 0	K: 1	S: 5	R: 0	H: 0	E: 0	K: 2	S: 7	R: 0	H: 2	E: 0	K: 1	S: 7	R: 0	H: 1	E: 0	K: 0	S: 3	R: 2	H: 3	E: 0	K: 0	S: 6	R: 0	H: 0	E: 0	K: 1	S: 5	1B: 7	2B: 1	3B: 0	HR: 0	SF: 0	SAC: 1	DP: 1	HBP: 0	WP: 0	PA: 32
--------------	------	------	------	------	------	------	--------	-------	------	------	------	------	------	------	------	------	------	------	------	------	------	------	------	------	------	------	------	------	------	------	------	------	------	------	------	------	------	------	------	------	------	------	------	------	-------	-------	-------	-------	-------	--------	-------	--------	-------	--------

PITCHER	IP	WLS	BF	H	R	ER	SO	BB	IBB	HBP	BLK	WP	HR	S	P	ERA	WHIP
Bob Bruce, R ERA: 3.4 (1, 1)	7.0	L	29	7	2	2	4	1	0	0	0	0	0	36	40	2.57	1.143
Mike Cuellar, L ERA: 9.39 (8, 1)	1.0		3	0	0	0	1	0	0	0	0	0	0	5	5	0.00	0.000

PITCHER	IP	WLS	BF	H	R	ER	SO	BB	IBB	HBP	BLK	WP	HR	S	P	ERA	WHIP
---------	----	-----	----	---	---	----	----	----	-----	-----	-----	----	----	---	---	-----	------

Batter	1	2	3	4	5	6	7	8	9	AB R H RBI BB SO LOB	TOP											
Joe Morgan, L (1, 4) OBP: 0.382, SLG: 0.463	0-3 K			0-0 E5 FC1-4		0-0 F8		0-0 F2		4 0 0 0 0 1 2												
Lee Maye, L (1, 7) OBP: 0.303, SLG: 0.391	0-0 F4			0-0 F8		0-3 K		0-0 4-3		4 0 0 0 0 1 3												
Jimmy Wynn, R (1, 8) OBP: 0.376, SLG: 0.497	0-3 K			0-0 FC1-4 1-2f		0-3 K			0-0 FC4-6 1B	4 0 1 0 0 2 1												
Walt Bond, L (1, 9) OBP: 0.322, SLG: 0.363		0-0 F8		0-3 K			0-0 F9		0-0 FC4-6 1-2f	4 0 0 0 0 1 2												
Bob Aspromonte, R (1, 5) OBP: 0.305, SLG: 0.340		0-0 1-3			0-0 6-3		0-0 5-3		0-0 F6	4 0 0 0 0 0 1												
Jim Gentile, L (1, 3) OBP: 0.311, SLG: 0.424		0-0 F5			0-3 K		0-0 F7		0-0 F3	4 0 0 0 0 1 1												
Gus Triandos, R (1, 2) OBP: 0.238, SLG: 0.182			0-3 K		1-0 1B HBP			0-0 F7		2 0 0 0 0 1 0												
Bob Lillis, R (1, 6) OBP: 0.282, SLG: 0.246			0-0 G1-6-3 1B		0-0 1-2 1B			0-0 2B 1B		3 0 3 0 0 0 0												
Turk Farrell, R (1, 1) OBP: 0.191, SLG: 0.196			0-0 G1-6-3		0-0 F4			0-0 1-3 2B		1 0 0 0 0 0 1												
Dave Giusti, R (3, 1) OBP: 0.222, SLG: 0.320										1 0 0 0 0 0 2												
Danny Coombs, R (7, 1)										0 0 0 0 0 0 0												
Rusty Staub, L (8, PH) OBP: 0.329, SLG: 0.356			1-2f							1 0 1 0 0 0 0												
Jim Owens, R (8, 1)										0 0 0 0 0 0 0												
Inning Stats	R: 0 E: 0 K: 2 S: 7	H: 0 LOB: 0 BB: 0 P: 7	R: 0 E: 0 K: 0 S: 3	H: 0 LOB: 0 BB: 0 P: 3	R: 0 E: 0 K: 1 S: 5	H: 1 LOB: 0 BB: 0 P: 5	R: 0 E: 1 K: 1 S: 6	H: 0 LOB: 1 BB: 0 P: 6	R: 0 E: 0 K: 1 S: 6	H: 1 LOB: 2 BB: 0 P: 7	R: 0 E: 0 K: 2 S: 7	H: 0 LOB: 0 BB: 0 P: 7	R: 0 E: 0 K: 0 S: 3	H: 0 LOB: 0 BB: 0 P: 3	R: 0 E: 0 K: 0 S: 5	H: 2 LOB: 2 BB: 0 P: 5	R: 0 E: 0 K: 0 S: 4	H: 1 LOB: 1 BB: 0 P: 4	1B: 4 2B: 1 3B: 0 HR: 0	SF: 0 SAC: 0 DP: 1 HBP: 1	WP: 0 PB: 0 SB: 0 CS: 0	PA: 33
PITCHER Juan Marichal, R (1, 1) ERA: 1.47	IP: 9.0 WLS: W BF: 33 H: 5 R: 0 ER: 0 SO: 7 BB: 0 IBB: 0 HBP: 1 BLK: 0 WP: 0 HR: 0 S: 46 P: 47 ERA: 0.00 WHIP: 0.556																					
PITCHER	IP	WLS	BF	H	R	ER	SO	BB	IBB	HBP	BLK	WP	HR	S	P	ERA	WHIP					

Houston Astros @ San Francisco Giants
Candlestick Park, San Francisco, CA
Sat Jul 17 1965, 6:33 AM EDT
Att. 15,771 - Cloudy - 60 F

livebaseballscorecards.com

AB 32
R 0
H 5
RBI 0
BB 0
SO 7
LOB 13



Batter	1	2	3	4	5	6	7	8	9
Dick Schofield, S OBP: 0.295, SLG: 0.268 (1, 6)	4-0 2B BB	0-0 1-3		0-0 4-3		0-0 3-1		0-0 1B 2B	
Matty Alou, L OBP: 0.281, SLG: 0.309 (1, 8)	0-0 2B 2B		0-0 F9	0-0 E3		0-0 WP G3 1B 1B		0-0 F3	
Jesus Alou, R OBP: 0.317, SLG: 0.410 (1, 9)	0-0 E 2B		0-0 4-3	0-0 F8		0-0 G3		0-3 K	
Willie McCovey, L OBP: 0.399, SLG: 0.551 Bob Burda, L OBP: 0.125, SLG: 0.125 (1, 3) (8, 3)	0-0 F5		0-0 E1 1B		0-3 K	0-0 1B		0-0 1B	
Jim Ray Hart, R OBP: 0.313, SLG: 0.423 (1, 5)	0-0 E2 S		0-0 BB 1B		0-0 BB G3 1B	0-3 K		0-0 5-3	
Tom Haller, L OBP: 0.339, SLG: 0.363 (1, 2)	0-0 F9		4-0 BB 1B		0-0 G3		0-0 G4-6-3 1B		
Len Gabrielson, L OBP: 0.353, SLG: 0.390 (1, 7)	0-0 4-3		0-0 F7		4-0 BB IBB		0-3 K		
Hal Lanier, R OBP: 0.270, SLG: 0.285 (1, 4)		0-3 K		0-0 4-3 SH3-4 E 1B	4-0 BB		0-0 G4-6-3		
Juan Marichal, R OBP: 0.197, SLG: 0.186 (1, 1)		0-0 F8		0-0 SH3-4	0-0 F8			0-0 2B 1B 1B	

Inning Stats	R: 3 E: 1 K: 0 S: 6	H: 2 LOB: 1 BB: 1 P: 10	R: 0 E: 0 K: 1 S: 5	H: 0 LOB: 0 BB: 0 P: 5	R: 0 E: 1 K: 0 S: 5	H: 1 LOB: 3 BB: 1 P: 9	R: 1 E: 1 K: 0 S: 5	H: 1 LOB: 1 BB: 0 P: 5	R: 0 E: 0 K: 1 S: 6	H: 1 LOB: 3 BB: 2 P: 14	R: 1 E: 0 K: 1 S: 7	H: 2 LOB: 1 BB: 0 P: 7	R: 0 E: 0 K: 1 S: 5	H: 1 LOB: 0 BB: 0 P: 5	R: 2 E: 0 K: 1 S: 8	H: 3 LOB: 1 BB: 0 P: 8
--------------	------------------------------	----------------------------------	------------------------------	---------------------------------	------------------------------	---------------------------------	------------------------------	---------------------------------	------------------------------	----------------------------------	------------------------------	---------------------------------	------------------------------	---------------------------------	------------------------------	---------------------------------

PITCHER	IP	WLS	BF	H	R	ER	SO	BB	IBB	HBP	BLK	WP	HR	S	P	ERA	WHIP
Turk Farrell, R ERA: 2.4 (1, 1)	2.2	L	13	2	3	2	1	1	0	0	0	0	0	14	18	6.75	1.125
Dave Giusti, R ERA: 4.34 (3, 1)	3.1		19	5	2	1	2	2	1	0	0	1	0	20	32	2.70	2.100
Danny Coombs, L ERA: 4.5 (7, 1)	1.0		3	1	0	0	1	0	0	0	0	0	0	5	5	0.00	1.000
Jim Owens, R ERA: 2.63 (8, 1)	1.0		6	3	2	2	1	0	0	0	0	0	0	8	8	18.00	3.000

AB R H RBI BB SO LOB

4	2	1	0	1	0	1
5	2	2	0	0	0	2
5	1	1	2	0	1	4
4	0	1	1	0	1	1
1	0	1	2	0	0	0
5	0	2	0	0	1	2
3	0	1	0	1	0	2
3	0	0	0	1	1	5
3	1	1	0	1	1	1
3	1	1	0	0	0	3

AB	36
R	7
H	11
RBI	5
BB	4
SO	5
LOB	21



Houston Astros @ San Francisco Giants
Candlestick Park, San Francisco, CA

Sat Jul 17 1965, 6:33 AM EDT
Att: 15,771 - Cloudy - 60 F

WP	PA
1	41
0	
2	
0	

Batter	1	2	3	4	5	6	7	8	9	AB R H RBI BB SO LOB	TOP													
Nellie Fox, L OBP: 0.306, SLG: 0.361 (1, 5) X	0-0 1B 1B	0-0 FC4-6 1B			0-0 F7			0-0 F9		4 1 2 0 0 0 0														
Lee Maye, L OBP: 0.302, SLG: 0.388 (1, 7) X	0-0 1B 4-3 1B	0-0 FC4-6 CS			0-3 K			0-0 4-3		4 1 1 0 0 1 1														
Jimmy Wynn, R OBP: 0.377, SLG: 0.495 (1, 8) X	0-0 4-3 1B 1B	0-0 CS		4-0 F8-3 BB	0-0 1-3			0-0 E4 WP 1B		3 2 1 1 1 0 0														
Joe Morgan, L OBP: 0.381, SLG: 0.460 (1, 4) S S S	0-3 K			0-0 F8				0-0 1B 1B		4 0 1 1 0 1 3														
Rusty Staub, L OBP: 0.328, SLG: 0.354 (1, 9) X	0-0 4-3			0-0 F8-3				0-0 1B 1B		4 0 1 1 0 1 2														
Jim Gentile, L OBP: 0.314, SLG: 0.436 (1, 3) S S S	4-0 1B IBB			0-0 HR				0-3 K		3 1 1 1 1 1 2														
Ron Brand, R OBP: 0.261, SLG: 0.255 (1, 2) X	0-0 1B			0-0 5-3				0-0 F8		4 0 1 1 0 0 0														
Bob Lillis, R OBP: 0.278, SLG: 0.242 (1, 6) X	0-0 F7			0-0 F5				0-0 1-3		4 0 0 0 0 0 2														
Claude Raymond, R OBP: 0.167, SLG: 0.130 Ron Taylor, R OBP: 0.250, SLG: 0.375 (6, 1)				0-3 K				0-3 K		2 0 0 0 0 2 0 2 0 0 0 0 2 0														
Inning Stats	R: 3 E: 0 K: 1 S: 9	H: 4 LOB: 2 BB: 1 P: 13	R: 0 E: 0 K: 1 S: 5	H: 1 LOB: 0 BB: 0 P: 5	R: 0 E: 0 K: 0 S: 2	H: 0 LOB: 0 BB: 1 P: 6	R: 1 E: 0 K: 1 S: 6	H: 1 LOB: 0 BB: 0 P: 6	R: 0 E: 0 K: 1 S: 5	H: 0 LOB: 0 BB: 0 P: 5	R: 0 E: 0 K: 1 S: 5	H: 0 LOB: 0 BB: 0 P: 5	R: 0 E: 0 K: 1 S: 5	H: 0 LOB: 0 BB: 0 P: 5	R: 1 E: 1 K: 1 S: 8	H: 2 LOB: 2 BB: 0 P: 8	R: 0 E: 0 K: 1 S: 5	H: 0 LOB: 0 BB: 0 P: 5	1B: 7 2B: 1 3B: 0 HR: 1	SF: 0 SAC: 0 DP: 1 HBP: 0	WP: 1 PB: 0 SB: 1 CS: 1	PA: 37		
PITCHER	IP WLS BF H R ER SO BB IBB HBP BLK WP HR S P ERA WHIP																							
Gaylord Perry, R ERA: 4.09 Masanori Murakami, L ERA: 4.46 Ron Herbel, R ERA: 4.14 Frank Linzy, R ERA: 1.77	(1, 1) 3.0 L 15 6 4 4 2 1 1 0 0 0 1 17 25 12.00 2.333	(4, 1) 2.0 6 0 0 0 2 0 0 0 0 0 0 10 10 0.00 0.000	(6, 1) 2.0 6 0 0 0 2 0 0 0 0 0 0 10 10 0.00 0.000	(8, 1) 2.0 9 2 1 0 2 0 0 0 0 1 0 13 13 0.00 1.000																				

Houston Astros @ San Francisco Giants
Candlestick Park, San Francisco, CA
Sun Jul 18 1965, 6:33 AM EDT
Att. 20,198 - Unknown

livebaseballscorecards.com

AB	34
R	5
H	8
RBI	5
BB	2
SO	8
LOB	10



Batter	1	2	3	4	5	6	7	8	9	AB	R	H	RBI	BB	SO	LOB
Dick Schofield, S OBP: 0.295, SLG: 0.280 (1, 6)	0-3 K			0-0 HR	0-0 4-3		0-0 F9			4	1	1	1	0	1	2
Jesus Alou, R OBP: 0.316, SLG: 0.414 (1, 9)	0-0 4-3			0-0 FC8-2 3B		0-0 4-3		0-0 F9		4	0	1	0	0	0	0
Willie McCovey, L OBP: 0.397, SLG: 0.547 (1, 3)	0-0 4-3			0-0 FC8-2		0-0 E 1B 1B		0-0 3-1		4	0	1	0	0	0	1
Willie Mays, R OBP: 0.413, SLG: 0.648 (1, 8)		0-0 F8		4-0 FC5-4 BB		0-0 F9		0-0 1B		3	0	1	0	1	0	1
Jim Ray Hart, R OBP: 0.312, SLG: 0.421 (1, 5)		0-0 5-3		0-0 FC5-4 1-2f		0-0 E7 1B		0-0 F7		4	0	1	0	0	0	2
Tom Haller, L OBP: 0.338, SLG: 0.358 (1, 2)		0-0 F2			4-0 1B SF9 BB		0-0 G3		0-3 K	3	1	0	0	1	1	2
Len Gabrielson, L OBP: 0.350, SLG: 0.385 (1, 7)			0-0 4-3		0-0 F8		0-0 4-3 1B		0-0 F6	4	0	1	0	0	0	1
Hal Lanier, R OBP: 0.272, SLG: 0.287 (1, 4)			0-0 4-3		0-0 1-3 1B		0-0 F9		0-0 5-3	2	0	1	0	0	0	0
Cap Peterson, R OBP: 0.333, SLG: 0.448 (7, PH)										1	0	0	0	0	0	1
Jim Davenport, R OBP: 0.303, SLG: 0.369 (8, 4)										1	0	0	0	0	0	0
Gaylord Perry, R OBP: 0.136, SLG: 0.100 (1, 1)			0-3 K		0-0 SF9		0-0 4-3			1	0	0	0	0	1	0
Masanori Murakami, L OBP: 0.167, SLG: 0.167 (4, 1)										0	0	0	0	0	0	0
Bob Burda, L OBP: 0.118, SLG: 0.125 (5, PH)										0	0	0	1	0	0	0
Ron Herbel, R OBP: 0.056, SLG: 0.056 (8, 1)										0	0	0	0	0	0	0
Matty Alou, L OBP: 0.280, SLG: 0.307 (7, PH)										1	0	0	0	0	0	1
Frank Linzy, R (8, 1)										0	0	0	0	0	0	0

Inning Stats	R: 0	H: 0	E: 0	K: 1	S: 5	LOB: 0	BB: 0	P: 5	R: 0	H: 0	E: 0	K: 0	S: 3	LOB: 0	BB: 0	P: 3	R: 0	H: 0	E: 0	K: 1	S: 5	LOB: 0	BB: 0	P: 5	R: 1	H: 2	E: 0	K: 0	S: 4	LOB: 1	BB: 1	P: 8	R: 1	H: 1	E: 0	K: 0	S: 4	LOB: 1	BB: 1	P: 8	R: 0	H: 2	E: 1	K: 0	S: 5	LOB: 2	BB: 0	P: 5	R: 0	H: 1	E: 0	K: 0	S: 4	LOB: 1	BB: 0	P: 4	R: 0	H: 1	E: 0	K: 1	S: 5	LOB: 1	BB: 0	P: 4	R: 0	H: 0	E: 0	K: 1	S: 5	LOB: 0	BB: 0	P: 5	1B: 5	SF: 1	2B: 1	3B: 1	HR: 1	SAC: 0	DP: 1	HBP: 0	WP: 0	PB: 0	SB: 0	CS: 0	PA: 35
--------------	------	------	------	------	------	--------	-------	------	------	------	------	------	------	--------	-------	------	------	------	------	------	------	--------	-------	------	------	------	------	------	------	--------	-------	------	------	------	------	------	------	--------	-------	------	------	------	------	------	------	--------	-------	------	------	------	------	------	------	--------	-------	------	------	------	------	------	------	--------	-------	------	------	------	------	------	------	--------	-------	------	-------	-------	-------	-------	-------	--------	-------	--------	-------	-------	-------	-------	--------

PITCHER	IP	WLS	BF	H	R	ER	SO	BB	IBB	HBP	BLK	WP	HR	S	P	ERA	WHIP
Claude Raymond, R ERA: 2.42 (1, 1)	5.0	W	19	3	2	2	2	2	2	0	0	0	0	21	29	3.60	1.000
Ron Taylor, R ERA: 3.77 (6, 1)	4.0	S	16	4	0	0	1	0	0	0	0	0	0	18	18	0.00	1.000

BOTTOM

Houston Astros @ San Francisco Giants
Candlestick Park, San Francisco, CA

Sun Jul 18 1965, 6:33 AM EDT
Att. 20,198 - Unknown

AB	32
R	2
H	7
RBI	2
BB	2
SO	3
LOB	11



PITCHER	IP	WLS	BF	H	R	ER	SO	BB	IBB	HBP	BLK	WP	HR	S	P	ERA	WHIP
---------	----	-----	----	---	---	----	----	----	-----	-----	-----	----	----	---	---	-----	------

Batter	1	2	3	4	5	6	7	8	9	AB	R	H	RBI	BB	SO	LOB	TOP						
Glenn Beckert, R OBP: 0.270, SLG: 0.298 (1, 4)	0-0 FC4-6 1B	0-0 FC6 1-2f		0-0 3-1 2-3		0-0 5-3	0-0 F2			5	0	1	0	0	0	5							
Don Landrum, L OBP: 0.331, SLG: 0.400 (1, 8)	0-3 K		0-3 K	0-0 F6		0-0 4-3	1-0 HBP			4	0	0	0	0	2	2							
Billy Williams, L OBP: 0.357, SLG: 0.485 (1, 9)	0-0 FC4-6 1-2f		1-0 FC9-4 HBP		0-0 HR		14 1B 3-1			4	2	2	1	0	0	3							
14 Ernie Banks, R OBP: 0.348, SLG: 0.449 (1, 3)	0-0 4-3		0-0 FC9-4 BB 1-2f		0-0 F9		0-0 1B 1B 1B	0-3 K		5	1	1	0	0	1	2							
Ron Santo, R OBP: 0.352, SLG: 0.485 (1, 5)		0-0 E 5-3 1B	0-0 BB 1-2 1B		0-0 F5		0-0 1B 1B	0-0 5-3		5	1	3	1	0	0	0							
Doug Clemens, L OBP: 0.335, SLG: 0.346 (1, 7)		0-0 5-3 1-2	4-0 BB 1-2 2-3 BB		0-0 BB 1B		0-0 1B 3B 1B	0-0 G3		4	1	2	0	1	0	1							
Ed Bailey, L OBP: 0.330, SLG: 0.306 (1, 2)		4-0 E IBB	0-0 3-1		4-0 FC6-4 1-2 BB		0-0 1B 3B 1B		0-3 K	3	1	1	2	2	1	3	AB 38						
Don Kessinger, S OBP: 0.246, SLG: 0.223 (1, 6)		0-0 F4		4-0 3-1 SH1-3 BB		0-0 FC6-4 1-2f		0-0 F5	0-0 K	4	0	1	0	1	0	6	R 6						
Dick Ellsworth, L OBP: 0.143, SLG: 0.149 (1, 1)		0-0 E4 FC6 1-2 2-3		0-0 SH1-3				0-0 G1	0-0 K	4	0	1	2	0	0	3	H 12						
Ted Abernathy, R OBP: 0.125, SLG: 0.125 (9, 1)									0-0 5-3 1-2	0	0	0	0	0	0	0	RBI 6						
																	BB 4						
																	SO 4						
																	LOB 25						
Inning Stats	R: 0 E: 0 K: 1 S: 6	H: 1 LOB: 1 BB: 0 P: 6	R: 0 E: 1 K: 0 S: 5	H: 1 LOB: 3 BB: 1 P: 9	R: 0 E: 0 K: 1 S: 6	H: 1 LOB: 3 BB: 1 P: 11	R: 0 E: 1 K: 0 S: 3	H: 0 LOB: 1 BB: 1 P: 7	R: 1 E: 0 K: 0 S: 5	H: 2 LOB: 2 BB: 1 P: 9	R: 0 E: 0 K: 0 S: 3	H: 0 LOB: 0 BB: 0 P: 3	R: 5 E: 0 K: 0 S: 9	H: 6 LOB: 2 BB: 0 P: 10	R: 0 E: 0 K: 1 S: 5	H: 0 LOB: 0 BB: 0 P: 5	R: 0 E: 0 K: 1 S: 5	H: 1 LOB: 1 BB: 0 P: 5	1B: 10 2B: 0 3B: 1 HR: 1	SF: 0 SAC: 1 DP: 0 HBP: 2	WP: 0 PB: 0 SB: 0 CS: 0	PA: 45	
PITCHER	IP WLS BF H R ER SO BB IBB HBP BLK WP HR S P ERA WHIP	IP WLS BF H R ER SO BB IBB HBP BLK WP HR S P ERA WHIP	IP WLS BF H R ER SO BB IBB HBP BLK WP HR S P ERA WHIP	IP WLS BF H R ER SO BB IBB HBP BLK WP HR S P ERA WHIP	IP WLS BF H R ER SO BB IBB HBP BLK WP HR S P ERA WHIP	IP WLS BF H R ER SO BB IBB HBP BLK WP HR S P ERA WHIP	IP WLS BF H R ER SO BB IBB HBP BLK WP HR S P ERA WHIP	IP WLS BF H R ER SO BB IBB HBP BLK WP HR S P ERA WHIP	IP WLS BF H R ER SO BB IBB HBP BLK WP HR S P ERA WHIP	IP WLS BF H R ER SO BB IBB HBP BLK WP HR S P ERA WHIP	IP WLS BF H R ER SO BB IBB HBP BLK WP HR S P ERA WHIP	IP WLS BF H R ER SO BB IBB HBP BLK WP HR S P ERA WHIP	IP WLS BF H R ER SO BB IBB HBP BLK WP HR S P ERA WHIP	IP WLS BF H R ER SO BB IBB HBP BLK WP HR S P ERA WHIP	IP WLS BF H R ER SO BB IBB HBP BLK WP HR S P ERA WHIP	IP WLS BF H R ER SO BB IBB HBP BLK WP HR S P ERA WHIP	IP WLS BF H R ER SO BB IBB HBP BLK WP HR S P ERA WHIP	IP WLS BF H R ER SO BB IBB HBP BLK WP HR S P ERA WHIP	IP WLS BF H R ER SO BB IBB HBP BLK WP HR S P ERA WHIP	IP WLS BF H R ER SO BB IBB HBP BLK WP HR S P ERA WHIP	IP WLS BF H R ER SO BB IBB HBP BLK WP HR S P ERA WHIP	IP WLS BF H R ER SO BB IBB HBP BLK WP HR S P ERA WHIP	IP WLS BF H R ER SO BB IBB HBP BLK WP HR S P ERA WHIP
Jack Sanford, R ERA: 3.87 (1, 1)	6.0 L	29 3	5 3	1 3	1 3	2 0	3 0	1 0	1 0	0 0	0 0	0 0	0 0	0 0	0 0	0 0	1.50 ∞	1.333 ∞					
Bobby Bolin, R ERA: 2.38 (7, 1)	0.0	3	3	3	3	0	0	0	0	0	0	0	0	0	0	0	∞	∞					
Bill Henry, L ERA: 3.67 (7, 1)	1.0	7	3	2	2	0	0	0	1	0	0	0	6	7	18.00	3.000							
Gaylord Perry, R ERA: 4.03 (8, 1)	2.0	6	1	0	0	2	0	0	0	0	0	0	10	10	0.00	0.500							

Chicago Cubs @ San Francisco Giants
 Candlestick Park, San Francisco, CA
 Mon Jul 19 1965, 6:33 AM EDT
 Att. 6,649 - Cloudy

livebaseballscorecards.com



BOTTOM

Chicago Cubs @ San Francisco Giants
Candlestick Park, San Francisco, CA

AB 34
R 2
H 6
RBI 2
BB 1
SO 12
LOB 16



WP: 1 PA: 36
PB: 0
SB: 1
CS: 0

Mon Jul 19 1965, 6:33 AM EDT
Att. 6,649 - Cloudy

AB R H RBI BB SO LOB

4 0 1 0 0 1 2

4 0 0 0 0 2 3

4 0 1 0 0 3 1

4 0 1 0 0 0 1

3 1 0 0 1 1 1

4 1 1 1 0 3 2

3 0 1 1 0 0 0

0 0 0 0 0 0 0

1 0 0 0 0 0 2

4 0 1 0 0 1 3

1 0 0 0 0 1 0
1 0 0 0 0 0 1
0 0 0 0 0 0 0
0 0 0 0 0 0 0
0 0 0 0 0 0 0
1 0 0 0 0 0 0

1B: 5 SF: 0
2B: 1 SAC: 0
3B: 0 DP: 0
HR: 0 HBP: 0

Batter	1	2	3	4	5	6	7	8	9
Jesus Alou, R (1, 9) OBP: 0.315, SLG: 0.412	0-0 6-3		0-0 PO	0-3 K		0-0 FC5		0-0 1B	
Jim Davenport, R (1, 6) OBP: 0.296, SLG: 0.359 (8, 4)	0-0 F8			0-3 K		0-0 5-3		0-3 K	
Willie McCovey, L (1, 3) OBP: 0.395, SLG: 0.543	0-3 K			0-3 K			0-0 FC4-6 1B	0-3 K	
Willie Mays, R (1, 8) OBP: 0.411, SLG: 0.643		0-0 F9			0-0 F9		0-0 F7		0-0 E BB 1B
Jim Ray Hart, R (1, 5) OBP: 0.311, SLG: 0.417		0-0 F8			0-3 K		0-0 FC4-6 2B	4-0 BB 1B	4-0 BB
Cap Peterson, R (1, 7) OBP: 0.329, SLG: 0.451		0-3 K			0-3 K2-3		0-0 1B 2B	0-3 K	
Hal Lanier, R (1, 4) OBP: 0.272, SLG: 0.287			0-0 6-3			0-0 F4	0-0 1B	0-0 F6	
Gaylord Perry, R (8, 1) OBP: 0.135, SLG: 0.100							2-H 1B	2-3 F6	
Len Gabrielson, L (9, PH) OBP: 0.347, SLG: 0.381									
Tom Haller, L (1, 2) OBP: 0.336, SLG: 0.356			0-3 K			0-0 FC5 1B	0-0 G3	0-0 F7	
Jack Sanford, R (1, 1) OBP: 0.160, SLG: 0.087			0-3 K			0-0 E5 FC5		0-0 F2	
Jack Hiatt, R (6, PH) OBP: 0.404, SLG: 0.417									
Bob Schroder, L (6, PR) OBP: 0.286, SLG: 0.167									
Bobby Bolin, R (7, 1) OBP: 0.158, SLG: 0.158									
Bill Henry, L (7, 1) OBP: 0.294, SLG: 0.279									

Inning Stats	R: 0	H: 0	E: 0	LOB: 0	K: 1	BB: 0	S: 5	P: 5
	R: 0	H: 0	E: 0	LOB: 0	K: 1	BB: 0	S: 5	P: 5
	R: 0	H: 0	E: 0	LOB: 0	K: 2	BB: 0	S: 7	P: 7
	R: 0	H: 0	E: 0	LOB: 0	K: 3	BB: 0	S: 9	P: 9
	R: 0	H: 0	E: 0	LOB: 0	K: 2	BB: 0	S: 7	P: 7
	R: 2	H: 3	E: 0	LOB: 1	K: 0	BB: 0	S: 6	P: 6
	R: 0	H: 1	E: 0	LOB: 1	K: 2	BB: 0	S: 8	P: 8
	R: 0	H: 1	E: 1	LOB: 2	K: 1	BB: 1	S: 6	P: 10

PITCHER	IP	WLS	BF	H	R	ER	SO	BB	IBB	HBP	BLK	WP	HR	S	P	ERA	WHIP
Dick Ellsworth, L (1, 1) ERA: 3.27	8.0	W	32	6	2	2	11	1	0	0	0	1	0	53	57	2.25	0.875
Ted Abernathy, R (9, 1) ERA: 1.95	1.0	S	3	0	0	0	1	0	0	0	0	0	0	5	5	0.00	0.000

Batter	1	2	3	4	5	6	7	8	9	AB R H RBI BB SO LOB	TOP																													
Glenn Beckert, R (1, 4) OBP: 0.270, SLG: 0.298	0-0 6-3			0-0 5-3		0-0 5-3			0-0 1B	4 0 1 0 0 0 0																														
Don Landrum, L (1, 8) OBP: 0.325, SLG: 0.393	0-0 1-3			0-0 E1 FC5-4			0-0 6-3		0-0 F8	4 0 0 0 0 0 1																														
Billy Williams, L (1, 9) OBP: 0.355, SLG: 0.481	0-0 F6			0-0 FC5-4 14 FC6-4 1-2f			0-0 F9			3 0 0 0 0 0 1																														
14 Ernie Banks, R (1, 3) OBP: 0.345, SLG: 0.445		0-0 F5		0-0 FC6-4 1-2f			0-0 F3			3 0 0 0 0 0 1																														
Ron Santo, R (1, 5) OBP: 0.352, SLG: 0.483		0-0 F3			0-0 F7			0-0 G6-3 1B		3 0 1 0 0 0 0																														
Doug Clemens, L (1, 7) OBP: 0.331, SLG: 0.342		0-0 4-3			0-0 1-3			0-0 F8		3 0 0 0 0 0 1																														
Ed Bailey, L (1, 2) OBP: 0.321, SLG: 0.295			0-0 F9		0-0 F7			0-0 G6-3 1-2f		3 0 0 0 0 0 1																														
Don Kessinger, S (1, 6) OBP: 0.242, SLG: 0.220 Jimmy Stewart, S (9, PH) OBP: 0.328, SLG: 0.274			0-3 K		0-3 K				0-3 K	2 0 0 0 0 2 0 1 0 0 0 0 1 0																														
Larry Jackson, R (1, 1) OBP: 0.176, SLG: 0.245 George Altman, L (9, PH) OBP: 0.324, SLG: 0.383			0-3 K		0-0 6-3				0-0 4-3	2 0 0 0 0 1 0 1 0 0 0 0 0 0																														
Inning Stats	R: 0 E: 0 K: 0 S: 3	H: 0 LOB: 0 BB: 0 P: 3	R: 0 E: 0 K: 0 S: 3	H: 0 LOB: 0 BB: 0 P: 3	R: 0 E: 0 K: 2 S: 7	H: 0 LOB: 0 BB: 0 P: 7	R: 0 E: 1 K: 0 S: 4	H: 0 LOB: 1 BB: 0 P: 4	R: 0 E: 0 K: 0 S: 3	H: 0 LOB: 0 BB: 0 P: 3	R: 0 E: 0 K: 1 S: 5	H: 0 LOB: 0 BB: 0 P: 5	R: 0 E: 0 K: 0 S: 3	H: 0 LOB: 0 BB: 0 P: 3	R: 0 E: 0 K: 0 S: 3	H: 1 LOB: 0 BB: 0 P: 3	R: 0 E: 0 K: 1 S: 6	H: 1 LOB: 1 BB: 0 P: 6	1B: 2 2B: 0 3B: 0 HR: 0	SF: 0 SAC: 0 DP: 1 HBP: 0	WP: 0 PB: 0 SB: 0 CS: 0	PA: 29																		
PITCHER Bob Shaw, R (1, 1) ERA: 2.32	IP 9.0	WLS W	BF 29	H 2	R 0	ER 0	SO 4	BB 0	IBB 0	HBP 0	BLK 0	WP 0	HR 0	S 37	P 37	ERA 0.00	WHIP 0.222						PITCHER	IP 9.0	WLS W	BF 29	H 2	R 0	ER 0	SO 4	BB 0	IBB 0	HBP 0	BLK 0	WP 0	HR 0	S 37	P 37	ERA 0.00	WHIP 0.222

Chicago Cubs @ San Francisco Giants
 Candlestick Park, San Francisco, CA
 Tue Jul 20 1965, 10:05 PM EDT
 Att. 6,975 - Sunny

livebaseballscorecards.com

AB	29
R	0
H	2
RBI	0
BB	0
SO	4
LOB	5



Batter	1	2	3	4	5	6	7	8	9	AB	R	H	RBI	BB	SO	LOB
Dick Schofield, S OBP: 0.293, SLG: 0.278 (1, 6)	0-0 E 1B		0-3 K		0-0 3-1		0-0 4-3			4	0	1	0	0	1	2
Jesus Alou, R OBP: 0.311, SLG: 0.408 (1, 9)	0-0 E4 1-2			0-0 F9		0-0 6-3		0-0 F9		4	0	0	0	0	0	1
Willie McCovey, L OBP: 0.396, SLG: 0.552 (1, 3)	0-3 K2-5-3-5-2 1-1			0-0 1B		0-0 HR		0-0 F8		4	1	2	1	0	1	2
Willie Mays, R OBP: 0.409, SLG: 0.641 (1, 8)	0-0 F6			0-0 F9		0-0 2B		0-0 6-3		4	0	1	0	0	0	2
Jim Ray Hart, R OBP: 0.308, SLG: 0.413 (1, 5)		0-0 F5		0-3 K		0-0 5-3				3	0	0	0	0	1	2
Tom Haller, L OBP: 0.332, SLG: 0.351 (1, 2)		0-0 F7			0-0 F8	0-3 K				3	0	0	0	0	1	1
Len Gabrielson, L OBP: 0.355, SLG: 0.417 (1, 7)		0-0 F4			0-0 1B 3B		0-0 FC1-5 2B			3	1	2	0	0	0	0
Hal Lanier, R OBP: 0.273, SLG: 0.288 (1, 4)			0-0 F9		0-0 1B		0-0 FC1-5 6-3 2-3			3	0	1	1	0	0	1
Bob Shaw, R OBP: 0.100, SLG: 0.100 (1, 1)			0-0 4-3		0-0 F6		0-0 6-3			3	0	0	0	0	0	2

Inning Stats	R: 0	H: 1	E: 1	LOB: 1	K: 1	BB: 0	S: 6	P: 6
	R: 0	H: 0	E: 0	LOB: 0	K: 0	BB: 0	S: 3	P: 3
	R: 0	H: 0	E: 0	LOB: 0	K: 1	BB: 0	S: 5	P: 5
	R: 0	H: 1	E: 0	LOB: 1	K: 1	BB: 0	S: 6	P: 6
	R: 1	H: 2	E: 0	LOB: 1	K: 0	BB: 0	S: 5	P: 5
	R: 1	H: 2	E: 0	LOB: 1	K: 1	BB: 0	S: 7	P: 7
	R: 0	H: 1	E: 0	LOB: 1	K: 0	BB: 0	S: 4	P: 4
	R: 0	H: 0	E: 0	LOB: 0	K: 0	BB: 0	S: 3	P: 3

PITCHER	IP	WLS	BF	H	R	ER	SO	BB	IBB	HBP	BLK	WP	HR	S	P	ERA	WHIP
Larry Jackson, R ERA: 4.35 (1, 1)	8.0	L	31	7	2	2	4	0	0	0	0	0	1	39	39	2.25	0.875

BOTTOM

Chicago Cubs @ San Francisco Giants
Candlestick Park, San Francisco, CA
Tue Jul 20 1965, 10:05 PM EDT
Att: 6,975 - Sunny

livebaseballscorecards.com

AB	31
R	2
H	7
RBI	2
BB	0
SO	4
LOB	13



1B: 3	SF: 0	WP: 0	PA: 31
2B: 3	SAC: 0	PB: 0	
3B: 1	DP: 1	SB: 0	
HR: 1	HBP: 0	CS: 0	


PITCHER	IP	WLS	BF	H	R	ER	SO	BB	IBB	HBP	BLK	WP	HR	S	P	ERA	WHIP
---------	----	-----	----	---	---	----	----	----	-----	-----	-----	----	----	---	---	-----	------

Batter	1	2	3	4	5	6	7	8	9	10	11	AB R H RBI BB SO LOB	TOP				
Tommy Harper, R (1.7) OBP: 0.373, SLG: 0.457	F3			F8		6-3		F8	K			5 0 0 0 0 1 1	Cincinnati Reds @ San Francisco Giants Candlestick Park, San Francisco, CA Wed Jul 21 1965, 6:33 AM EDT Att. 14,554 - Unknown				
Pete Rose, S (1.4) OBP: 0.376, SLG: 0.416	G3			1B		BB		E 1B	K			3 2 1 0 2 1 1					
Vada Pinson, L (1.8) OBP: 0.347, SLG: 0.473	F8			1B		K		E8				5 1 2 1 0 1 1					
Frank Robinson, R (1.9) OBP: 0.373, SLG: 0.528		5-3		F7		K						5 0 1 1 0 2 3					
Gordy Coleman, L (1.3) Marty Keough, L (8, PR) OBP: 0.200, SLG: 0.097		4-3		4-3			4-3	FC4-6				3 0 0 0 1 0 1 1 0 0 0 0 1 0					
Deron Johnson, R (1.5) OBP: 0.332, SLG: 0.511		K			3-1		HR	SF8				4 1 2 2 0 1 0					
Johnny Edwards, L (1.2) OBP: 0.342, SLG: 0.515			3-1		3-1		3-1	FC4-6				5 0 0 0 0 1 3					
Leo Cardenas, R (1.6) OBP: 0.356, SLG: 0.423			6-3		5-3				F3			5 0 1 0 0 1 1					
John Tsitouris, R (1.1) Gerry Arrigo, L (9.1) Roger Craig, R (9.1)			K		K		K					4 0 1 0 0 3 2 0 0 0 0 0 0 0 0 0 0 0 0 0 0					
Inning Stats	R: 0 H: 0 E: 0 LOB: 0 K: 0 BB: 0 S: 3 P: 3	R: 0 H: 0 E: 0 LOB: 0 K: 1 BB: 0 S: 5 P: 5	R: 0 H: 0 E: 0 LOB: 0 K: 1 BB: 0 S: 5 P: 5	R: 1 H: 2 E: 0 LOB: 1 K: 0 BB: 0 S: 5 P: 5	R: 0 H: 1 E: 0 LOB: 1 K: 1 BB: 0 S: 6 P: 6	R: 0 H: 0 E: 0 LOB: 1 K: 2 BB: 1 S: 7 P: 11	R: 1 H: 2 E: 0 LOB: 1 K: 1 BB: 0 S: 7 P: 7	R: 2 H: 2 E: 1 LOB: 2 K: 0 BB: 2 S: 5 P: 13	R: 0 H: 1 E: 0 LOB: 1 K: 2 BB: 0 S: 8 P: 8	R: 0 H: 0 E: 1 LOB: 0 K: 2 BB: 0 S: 7 P: 7	R: 0 H: 0 E: 0 LOB: 0 K: 2 BB: 0 S: 7 P: 7	1B: 4 SF: 1 2B: 4 SAC: 0 3B: 0 DP: 1 HR: 1 HBP: 0		WP: 0 PA: 44 PB: 0 SB: 0 CS: 1			
PITCHER	IP WLS BF H R ER SO BB IBB HBP BLK WP HR S P ERA WHIP																
Juan Marichal, R (1.1) ERA: 1.61	8.0	34	7	4	4	6	2	1	0	0	0	0	1	43	55	4.50	1.125
Frank Linzy, R (9.1) ERA: 1.72	1.0	4	1	0	0	2	0	0	0	0	0	0	0	8	8	0.00	1.000
Masanori Murakami, L (10.1) ERA: 4.21	2.0	W 6	0	0	0	4	0	0	0	0	0	0	0	14	14	0.00	0.000

livebaseballscorecards.com

AB	40
R	4
H	8
RBI	4
BB	3
SO	12
LOB	13



Batter	1	2	3	4	5	6	7	8	9	10	11	AB R H RBI BB SO LOB	BOTTOM														
Dick Schofield, S OBP: 0.294, SLG: 0.277	0-3 K	0-0 1B		0-0 G1		4-0 FC6-4 BB		0-0 F6	0-0 F1			5 0 1 1 1 1 5	<p>Cincinnati Reds @ San Francisco Giants Candlestick Park, San Francisco, CA</p> <p>Wed Jul 21 1965, 6:33 AM EDT Att. 14,554 - Unknown</p> <p>livebaseballscores.com</p> <table border="0"> <tr><td>AB</td><td>42</td></tr> <tr><td>R</td><td>5</td></tr> <tr><td>H</td><td>11</td></tr> <tr><td>RBI</td><td>5</td></tr> <tr><td>BB</td><td>11</td></tr> <tr><td>SO</td><td>6</td></tr> <tr><td>LOB</td><td>28</td></tr> </table> 	AB	42	R	5	H	11	RBI	5	BB	11	SO	6	LOB	28
AB	42																										
R	5																										
H	11																										
RBI	5																										
BB	11																										
SO	6																										
LOB	28																										
Jesus Alou, R OBP: 0.309, SLG: 0.403	0-0 F2	0-0 F3			0-0 F7	0-0 FC6-4			0-0 HR 1B	0-0 6-3		6 1 1 0 0 0 3															
Willie McCovey, L OBP: 0.398, SLG: 0.559	4-0 E BB		0-0 F3		4-0 1B BB		0-0 F3		0-0 HR 1B	0-0 F7		4 1 1 2 2 0 0															
Willie Mays, R OBP: 0.408, SLG: 0.634	0-0 E5		0-0 PB 1B		0-0 F9		4-0 G5-4-3 BB		0-3 K	0-0 6-3		5 0 1 0 1 1 2															
Jim Ray Hart, R OBP: 0.314, SLG: 0.414	0-0 5-3		4-0 1-2 BB		0-0 BB 1B		0-0 G5-4-3		4-0 WP 1B BB		0-0 E6 SH1-4 1B 1B	4 2 2 0 2 0 3															
Tom Haller, L OBP: 0.339, SLG: 0.352		4-0 E 1B BB		0-0 F8		4-0 1-2 BB		0-0 1B 1B	0-0 2B 1B		0-0 SH1-4	2 1 1 0 2 0 2															
Cap Peterson, R OBP: 0.338, SLG: 0.458											2-3	1 0 1 1 0 0 0															
Dick Bertell, R OBP: 0.291, SLG: 0.245												0 0 0 0 0 0 0															
Len Gabrielson, L OBP: 0.354, SLG: 0.407		0-0 F7		0-0 F5		0-0 F9		0-0 1-2 1B	0-3 K		4-0 1B IBB	5 0 1 0 1 1 7															
Hal Lanier, R OBP: 0.270, SLG: 0.285		0-3 K		0-0 6-3		0-0 1-3		0-0 F7	0-0 K		4-0 1B IBB	3 0 0 0 0 1 1															
Matty Alou, L OBP: 0.279, SLG: 0.306											1-2 1B IBB	1 0 0 0 0 0 2															
Jim Davenport, R OBP: 0.304, SLG: 0.370											1-2 1B IBB	1 0 1 0 1 0 0															
Juan Marichal, R OBP: 0.189, SLG: 0.177		0-0 E4 1B		0-0 F7		0-3 K		0-3 K	4-0 IBB		0-0 1-2 2-3 3-H 1B	3 0 0 0 0 0 1 1															
Bob Burda, R OBP: 0.111, SLG: 0.118												1 0 0 0 0 0 1 2															
Frank Lindsay, R OBP: 0.111, SLG: 0.118												0 0 0 0 0 0 0 0															
Jack Hiatt, R OBP: 0.414, SLG: 0.417												0 0 0 0 0 1 0 0															
Masanori Murakami, L OBP: 0.197, SLG: 0.197												0 0 0 0 0 0 0 0															
Bob Schroder, R OBP: 0.376, SLG: 0.286												1 0 0 1 1 0 0 0															
Inning Stats	R: 0 E: 1 K: 1 S: 6	H: 0 LOB: 2 BB: 1 P: 10	R: 1 E: 1 K: 1 S: 7	H: 1 LOB: 2 BB: 1 P: 11	R: 0 E: 0 K: 0 S: 4	H: 1 LOB: 2 BB: 1 P: 8	R: 0 E: 0 K: 0 S: 3	H: 0 LOB: 0 BB: 0 P: 3	R: 0 E: 0 K: 0 S: 4	H: 1 LOB: 3 BB: 2 P: 12	R: 0 E: 0 K: 1 S: 5	H: 0 LOB: 1 BB: 1 P: 9	R: 0 E: 0 K: 1 S: 2	H: 0 LOB: 0 BB: 1 P: 6	R: 0 E: 0 K: 1 S: 7	H: 2 LOB: 2 BB: 0 P: 7	R: 3 E: 0 K: 2 S: 11	H: 4 LOB: 3 BB: 2 P: 19	R: 0 E: 0 K: 0 S: 3	H: 0 LOB: 0 BB: 0 P: 3	R: 1 E: 1 K: 0 S: 3	H: 2 LOB: 3 BB: 2 P: 11	1B: 9 2B: 1 3B: 0 HR: 1	SF: 0 SAC: 1 DP: 1 HBP: 0	WP: 1 PB: 1 SB: 0 CS: 0	PA: 54	
PITCHER	IP WLS BF H R ER SO BB IBB HBP BLK WP HR S P ERA WHIP															IP WLS BF H R ER SO BB IBB HBP BLK WP HR S P ERA WHIP											
John Tsitouris, R ERA: 4.66	(1, 1) 8.1 41 7 4 3 5 8 0 0 0 0 1 43 75 3.24 1.800																										
Gerry Arrigo, L ERA: 6.32	(9, 1) 0.1 4 2 0 0 1 0 1 0 0 1 0 5 9 0.00 6.000																										
Roger Craig, R ERA: 3.21	(9, 1) 1.2 L 9 2 1 1 0 0 2 0 0 0 0 7 15 5.40 1.200																										

Batter	1	2	3	4	5	6	7	8	9	AB R H RBI BB SO LOB	TOP																									
Tommy Harper, R (1, 7) OBP: 0.378, SLG: 0.457	0-3 K		4-0 S 3-1 1B BB	0-0 S 1B		0-0 F3			0-0 FC4 SH5-4 1B	4 2 2 0 1 1 2																										
Pete Rose, S (1, 4) OBP: 0.375, SLG: 0.422	0-0 HR		0-0 3-1	0-0 6-3		0-0 1-3			0-0 SH5-4	4 1 1 1 0 0 4																										
Vada Pinson, L (1, 8) OBP: 0.347, SLG: 0.470	0-0 1-3		1-0 1B 1B HBP		0-3 K		0-0 4-3		4-0 FC4 1B IBB	3 1 0 0 1 1 0																										
Deron Johnson, R (1, 5) OBP: 0.330, SLG: 0.507	0-0 F5		0-0 1-3 2-H 1B		0-3 K		0-0 F8		0-0 FC4 1B HBP	5 0 1 1 0 1 2																										
Frank Robinson, R (1, 9) OBP: 0.376, SLG: 0.527		0-0 L3	0-0 FC6-4 1B		0-0 S 1B		0-0 6-3		H 1-0 1B 1-2 HBP	4 0 2 1 0 0 0																										
Tony Perez, R (1, 3) OBP: 0.330, SLG: 0.491		4-0 FC5-4 BB	0-0 F9		0-3 K				0-0 HR	4 1 2 2 1 1 3																										
Jimmie Coker, R (1, 2) OBP: 0.160, SLG: 0.360		0-0 FC5-4 1B	0-0 FC6-4		0-0 1B 1B				0-3 K	2 0 0 0 0 0 3																										
Johnny Edwards, L (6, PH) OBP: 0.342, SLG: 0.513		1-2f 1B	1-2f 1B						0-3 K	3 0 1 0 0 2 3																										
Leo Cardenas, R (1, 6) OBP: 0.357, SLG: 0.424		0-0 1-2 1B		0-0 E5 G4-6-3		0-0 1-2 1B			0-0 F4	4 0 2 0 0 0 0																										
Jim Maloney, L (1, 1) OBP: 0.281, SLG: 0.314		0-3 K		0-0 G4-6-3		0-3 K			0-0 5-3	4 0 0 0 0 2 5																										
Billy McCool, R (9, 1)				1-2f 1B						0 0 0 0 0 0 0																										
Inning Stats	R: 1 E: 0 K: 1 S: 6	H: 1 LOB: 0 BB: 0 P: 6	R: 0 E: 0 K: 1 S: 6	H: 1 LOB: 2 BB: 1 P: 10	R: 2 E: 0 K: 0 S: 5	H: 2 LOB: 2 BB: 1 P: 10	R: 0 E: 1 K: 0 S: 4	H: 1 LOB: 1 BB: 0 P: 4	R: 0 E: 0 K: 3 S: 10	H: 1 LOB: 1 BB: 0 P: 10	R: 0 E: 0 K: 1 S: 7	H: 2 LOB: 2 BB: 0 P: 7	R: 0 E: 0 K: 0 S: 3	H: 0 LOB: 0 BB: 0 P: 3	R: 1 E: 0 K: 1 S: 6	H: 1 LOB: 0 BB: 0 P: 6	R: 1 E: 0 K: 1 S: 7	H: 2 LOB: 3 BB: 1 P: 12	1B: 9 2B: 0 3B: 0 HR: 2	SF: 0 SAC: 1 DP: 1 HBP: 2	WP: 0 PB: 0 SB: 3 CS: 0	PA: 43														
PITCHER	IP WLS BF H R ER SO BB IBB HBP BLK WP HR S P ERA WHIP																																			
Warren Spahn, L (1, 1) ERA: 4.49	2.1		13	3	3	3	2	2	0	1	0	0	1	14	23	11.57	2.143																			
Gaylord Perry, R (3, 1) ERA: 3.97	4.2		20	6	1	1	4	0	0	0	0	0	1	28	28	1.93	1.286																			
Masanori Murakami, L (8, 1) ERA: 4.1	1.0		3	0	0	0	1	0	0	0	0	0	0	5	5	0.00	0.000																			
Frank Linzy, R (9, 1) ERA: 1.91	1.0	L	7	2	1	1	1	0	1	1	0	0	0	7	12	9.00	2.000																			

Cincinnati Reds @ San Francisco Giants
 Candlestick Park, San Francisco, CA
 Thu Jul 22 1965, 6:33 AM EDT
 Att: 17,696 - Unknown

AB	37
R	5
H	11
RBI	5
BB	3
SO	8
LOB	22



Batter	1	2	3	4	5	6	7	8	9	AB	R	H	RBI	BB	SO	LOB
Dick Schofield, S OBP: 0.295, SLG: 0.280 (1, 6)	4-0 PB 1B BB	0-0 F5		0-0 FC1-4 CS 1-2f			0-0 SH FC5-2 2B	0-0 F8		4	1	1	0	1	0	4
Jesus Alou, R OBP: 0.308, SLG: 0.402 (1, 9)	0-0 S 1B 1B 1-H	0-0 F9		0-0 CS 1-2	0-3 K		0-0 SH FC5-2 WP 2-3	0-0 4-3		4	1	1	1	0	1	3
Willie McCovey, L OBP: 0.401, SLG: 0.561 (1, 3)	0-0 F8		0-3 K		0-0 F8 WP 2B		4-0 FC5-2 BB 1-2		0-0 1B 1B	4	1	2	0	1	1	1
Willie Mays, R OBP: 0.402, SLG: 0.624 (1, 8)	0-0 F9		0-0 F8		0-0 F8		0-0 F4		0-0 F7	5	0	0	0	0	0	6
Jim Ray Hart, R OBP: 0.321, SLG: 0.418 (1, 5)	0-0 S 1B 1-H		0-0 1B		4-0 S BB BB		0-0 FC5-2 1-2 2-3 3-Hf		0-0 FC4 1B 1-3	4	0	3	1	1	0	3
Tom Haller, L OBP: 0.337, SLG: 0.347 Cap Peterson, R OBP: 0.333, SLG: 0.452 Bob Schroder, L OBP: 0.375, SLG: 0.286 (1, 2) (9, PH) (9, PR)	4-0 BB BB BB 1-2 BB		0-3 K		0-3 K 1-2		0-3 K		0-0 FC4 1-2f	3	0	0	0	1	3	5
Len Gabrielson, L OBP: 0.358, SLG: 0.414 Jim Davenport, R OBP: 0.302, SLG: 0.368 (1, 7) (9, PH)	0-3 K			0-0 G3 1B 2B		0-3 K		4-0 SH1-4 BB	0-0 F4	3	1	1	0	1	2	2
Hal Lanier, R OBP: 0.271, SLG: 0.285 (1, 4)		0-0 1B		0-0 G3 2-3		0-0 F8		0-0 SH1-4 1-2		3	0	1	0	0	0	1
Warren Spahn, L OBP: 0.273, SLG: 0.139 Gaylord Perry, R OBP: 0.143, SLG: 0.115 Masanori Murakami, L OBP: 0.167, SLG: 0.167 Matty Alou, L OBP: 0.282, SLG: 0.306 Frank Linzy, R (1, 1) (3, 1) (8, 1) (8, PH) (9, 1)		0-3 K		0-0 FC1-4 1B 3-H		0-3 K		1-0 HBP		1	0	0	0	0	1	1

Inning Stats	R: 2	H: 2	E: 0	K: 1	S: 7	LOB: 2	BB: 2	P: 15	R: 0	H: 1	E: 0	K: 1	S: 6	LOB: 1	BB: 0	P: 6	R: 0	H: 1	E: 0	K: 2	S: 8	LOB: 1	BB: 0	P: 8	R: 1	H: 2	E: 0	K: 0	S: 4	LOB: 0	BB: 0	P: 4	R: 0	H: 1	E: 0	K: 2	S: 7	LOB: 0	BB: 0	P: 7	R: 0	H: 1	E: 0	K: 1	S: 7	LOB: 3	BB: 1	P: 11	R: 0	H: 0	E: 0	K: 0	S: 3	LOB: 2	BB: 1	P: 8	R: 0	H: 2	E: 0	K: 0	S: 5	LOB: 2	BB: 0	P: 5	1B: 7	2B: 3	3B: 0	HR: 0	SF: 0	SAC: 2	DP: 0	HBP: 1	WP: 2	PB: 1	SB: 3	CS: 1	PA: 44
--------------	------	------	------	------	------	--------	-------	-------	------	------	------	------	------	--------	-------	------	------	------	------	------	------	--------	-------	------	------	------	------	------	------	--------	-------	------	------	------	------	------	------	--------	-------	------	------	------	------	------	------	--------	-------	-------	------	------	------	------	------	--------	-------	------	------	------	------	------	------	--------	-------	------	-------	-------	-------	-------	-------	--------	-------	--------	-------	-------	-------	-------	--------

PITCHER	IP	WLS	BF	H	R	ER	SO	BB	IBB	HBP	BLK	WP	HR	S	P	ERA	WHIP
Jim Maloney, R ERA: 2.82 (1, 1)	8.1	W	41	10	4	4	9	5	0	1	0	2	0	53	74	4.32	1.800
Billy McCool, L ERA: 3.62 (9, 1)	0.2	S	2	0	0	0	0	0	0	0	0	0	0	2	2	0.00	0.000

BOTTOM


Cincinnati Reds @ San Francisco Giants
Candlestick Park, San Francisco, CA

Thu Jul 22 1965, 6:33 AM EDT
Att. 17,696 - Unknown

AB	35
R	4
H	10
RBI	3
BB	5
SO	9
LOB	30

livebaseballscorecards.com



Batter	1	2	3	4	5	6	7	8	9	AB R H RBI BB SO LOB	TOP											
Felipe Alou, R (1, 3) OBP: 0.338, SLG: 0.508	0-0 G3 1B		0-0 FC4-6 1B		0-0 FC4-6 1B		0-3 K			4 0 3 0 0 1 0												
Mack Jones, L (1, 8) OBP: 0.329, SLG: 0.513	0-0 G3 1-2		0-0 FC4-6 1B 1-2f		0-0 FC4-6 1B 1-2f			0-0 4-3		4 0 0 0 0 0 3												
Hank Aaron, R (1, 9) OBP: 0.398, SLG: 0.598	0-0 F8		0-0 1B 1-3		0-0 1B 1-2			0-3 K		4 0 2 0 0 1 1												
Joe Torre, R (1, 2) OBP: 0.387, SLG: 0.520	0-3 K		0-0 F9		0-0 F5			0-0 5-3		4 0 0 0 0 1 5												
Eddie Mathews, L (1, 5) OBP: 0.349, SLG: 0.480		0-0 HR		4-0 G6-3 1B BB		0-0 4-3		4-0 1B BB		2 1 1 1 2 0 0												
Rico Carty, R (1, 7) OBP: 0.360, SLG: 0.505		0-3 K		0-0 G6-3 1B 1-2		0-0 G6-3 1B		0-0 F9		4 0 2 0 0 1 1												
Frank Bolling, R (1, 4) OBP: 0.300, SLG: 0.358		0-0 F9		0-0 G6-3 1-2f 2-3		0-0 G6-3 1-2f		0-0 1B 1-2		4 0 1 0 0 0 3												
Woody Woodward, R (1, 6) OBP: 0.230, SLG: 0.220 Lou Klimchok, L (4, PH) OBP: 0.119, SLG: 0.077 Miguel de la Hoz, R (4, 6) OBP: 0.306, SLG: 0.360		0-0 4-3		0-0 1-3			0-0 G4-3 1B		0-3 K	1 0 0 0 0 0 0 1 0 0 0 0 0 1 2 0 1 0 0 1 2												
Ken Johnson, R (1, 1) OBP: 0.122, SLG: 0.163 Don Dillard, L (5, PH) OBP: 0.209, SLG: 0.208 Denny Lemaster, R (5, 1) OBP: 0.306, SLG: 0.387 Jesse Gonder, L (7, PH) OBP: 0.306, SLG: 0.387 Dick Kelley, R (7, 1) Dan Osinski, R (8, 1) OBP: 0.333, SLG: 0.333 Ty Cline, L (9, PH) OBP: 0.267, SLG: 0.233		0-3 K		0-3 K		0-3 K		0-0 G4-3 1-2f		0-0 L1-3	1 0 0 0 0 0 1 0 1 0 0 0 0 0 1 0 0 0 0 0 0 0 0 0 1 0 0 0 0 0 0 1 0 0 0 0 0 0 0 0 0 0 0 0 0 0 0 0 1 0 0 0 0 0 0 2											
Inning Stats	R: 0 E: 0 K: 1 S: 6	H: 1 LOB: 1 BB: 0 P: 6	R: 1 E: 0 K: 1 S: 6	H: 1 LOB: 0 BB: 0 P: 6	R: 0 E: 0 K: 1 S: 7	H: 2 LOB: 2 BB: 0 P: 7	R: 0 E: 0 K: 0 S: 3	H: 1 LOB: 1 BB: 1 P: 7	R: 0 E: 0 K: 1 S: 7	H: 2 LOB: 2 BB: 0 P: 7	R: 0 E: 0 K: 0 S: 3	H: 1 LOB: 0 BB: 0 P: 3	R: 0 E: 0 K: 1 S: 5	H: 1 LOB: 0 BB: 0 P: 5	R: 0 E: 0 K: 1 S: 5	H: 0 LOB: 0 BB: 0 P: 5	R: 0 E: 0 K: 1 S: 6	H: 1 LOB: 2 BB: 1 P: 10	1B: 9 2B: 0 3B: 0 HR: 1	SF: 0 SAC: 0 DP: 3 HBP: 0	WP: 0 PB: 0 SB: 0 CS: 0	PA: 36
PITCHER	IP WLS BF H R ER SO BB IBB HBP BLK WP HR S P ERA WHIP																					
Ron Herbel, R (1, 1) ERA: 3.86 Frank Linzy, R (9, 1) ERA: 1.88	8.1 W 34 10 1 1 6 2 0 0 0 0 1 44 52 1.08 1.440																					

Milwaukee Braves @ San Francisco Giants
 Candlestick Park, San Francisco, CA
 Fri Jul 23 1965, 10:05 PM EDT
 Att: 20,347 - Unknown

AB	34
R	1
H	10
RBI	1
BB	2
SO	7
LOB	19

WP: 0	PA: 36
PB: 0	
SB: 0	
CS: 0	

Batter	1	2	3	4	5	6	7	8	9	AB	R	H	RBI	BB	SO	LOB
Dick Schofield, S OBP: 0.293, SLG: 0.277	0-0 4-3		0-3 K		0-0 6-3		0-0 SH			3	0	0	1	0	1	0
Jim Davenport, R OBP: 0.301, SLG: 0.365	0-0 HR		0-3 K			0-0 F3	0-3 K			4	1	1	0	0	2	2
Willie McCovey, L OBP: 0.405, SLG: 0.571	0-0 HR		4-0 BB			1-0 BB HBP	0-3 K			2	1	1	2	1	1	2
Willie Mays, R OBP: 0.400, SLG: 0.618	0-0 4-3		0-0 4-3			0-0 F4		4-0 BB 1B BB		3	1	0	0	1	0	2
Jesus Alou, R OBP: 0.313, SLG: 0.411	0-0 HR			0-0 F4		4-0 BB 1-2 BB		4-0 BB E 1B BB		2	1	1	1	2	0	0
Tom Haller, L OBP: 0.332, SLG: 0.341	0-0 F6			0-0 G3		0-3 K		0-3 K		4	0	0	0	0	2	4
Len Gabrielson, L OBP: 0.358, SLG: 0.407		0-0 F7		0-3 K			4-0 1B SH BB	0-0 F9		2	1	0	0	1	1	0
Cap Peterson, R OBP: 0.333, SLG: 0.452										0	0	0	0	0	0	0
Matty Alou, L OBP: 0.281, SLG: 0.305										1	0	0	0	0	0	2
Hal Lanier, R OBP: 0.274, SLG: 0.288		0-0 F8			0-3 K		0-0 SH 1-3 1B	0-0 E7 1-3 2-H 1B		4	0	2	1	0	1	0
Ron Herbel, R OBP: 0.045, SLG: 0.045			0-3 K			0-0 G3		0-0 G3		4	0	0	0	0	2	4
Frank Linzy, R										0	0	0	0	0	0	0

Inning Stats	R: 3	H: 3	E: 0	K: 0	S: 6	LOB: 0	BB: 0	P: 6	R: 0	H: 0	E: 0	K: 1	S: 5	LOB: 0	BB: 0	P: 5	R: 0	H: 0	E: 0	K: 2	S: 7	LOB: 1	BB: 1	P: 11	R: 0	H: 0	E: 0	K: 1	S: 5	LOB: 0	BB: 0	P: 5	R: 0	H: 0	E: 0	K: 1	S: 5	LOB: 2	BB: 1	P: 10	R: 1	H: 1	E: 1	K: 3	S: 11	LOB: 2	BB: 1	P: 15	R: 1	H: 1	E: 1	K: 1	S: 6	LOB: 2	BB: 2	P: 14
--------------	------	------	------	------	------	--------	-------	------	------	------	------	------	------	--------	-------	------	------	------	------	------	------	--------	-------	-------	------	------	------	------	------	--------	-------	------	------	------	------	------	------	--------	-------	-------	------	------	------	------	-------	--------	-------	-------	------	------	------	------	------	--------	-------	-------

PITCHER																	1B: 3	SF: 0	WP: 0	PA: 36									
IP	WLS	BF	H	R	ER	SO	BB	IBB	HBP	BLK	WP	HR	S	P	ERA	WHIP	2B: 0	SAC: 1	PB: 0	3B: 0	DP: 0	SB: 0	CS: 0	HR: 2	HBP: 1	ERA	WHIP		
Ken Johnson, R ERA: 3.4	(1, 1)	4.0	L	16	3	3	3	4	1	0	0	0	2	23	27	6.75	1.000												
Denny Lemaster, L ERA: 5.93	(5, 1)	2.0		8	0	0	0	2	1	0	1	0	0	10	15	0.00	0.500												
Dick Kelley, L ERA: 3.34	(7, 1)	1.1		9	1	2	2	4	3	0	0	0	0	14	26	13.50	3.000												
Dan Osinski, R ERA: 3.28	(8, 1)	0.2		3	1	0	0	0	0	0	0	0	0	3	3	0.00	1.500												

BOTTOM

Milwaukee Braves @ San Francisco Giants
Candlestick Park, San Francisco, CA

livebaseballscores.com

AB	29
R	5
H	5
RBI	5
BB	5
SO	10
LOB	16



Fri Jul 23 1965, 10:05 PM EDT
Att. 20,347 - Unknown

Batter	1	2	3	4	5	6	7	8	9	AB R H RBI BB SO LOB	TOP																
Felipe Alou, R OBP: 0.337, SLG: 0.503 (1, 3) (7, 7)	1-0 FC3-6 HBP		0-0 F8		0-3 K		0-3 K			3 0 0 0 0 2 3																	
Mack Jones, L OBP: 0.331, SLG: 0.524 (1, 8)	0-0 FC3-6 1-3 1-2f 1B		0-0 G5-4-3 1B			0-0 HR		0-0 1-3		4 2 2 1 0 0 1																	
Hank Aaron, R OBP: 0.394, SLG: 0.590 (1, 9)	0-0 1-3 1-2		0-0 G5-4-3 1-2f			0-0 F2		0-0 6-3		4 0 0 0 0 0 2																	
Joe Torre, R OBP: 0.385, SLG: 0.517 (1, 2) (7, 3)	0-0 2-H 1B		0-0 F9			0-0 F8		0-0 F9		4 0 1 1 0 0 0																	
Eddie Mathews, L OBP: 0.348, SLG: 0.475 (1, 5)	4-0 BB		0-3 K		0-3 K			0-0 G3		3 0 0 0 1 2 0																	
Rico Carly, R OBP: 0.360, SLG: 0.508 (1, 7)	0-0 F9		0-3 K			0-0 FC5-2 2B		0-0 1-3		3 0 1 0 0 1 2																	
Ty Cline, L OBP: 0.257, SLG: 0.233 (7, PR)										0 0 0 0 0 0 0																	
Denny Lemaster, R OBP: 0.200, SLG: 0.208 (7, 1)										0 0 0 0 0 0 0																	
Don Dillard, L (9, PH)										1 0 0 0 0 0 0																	
Frank Bolling, R OBP: 0.296, SLG: 0.354 (1, 4)		0-0 F2		0-3 K		0-0 4-3		0-0 5-3		4 0 0 0 0 1 1																	
Woody Woodward, R OBP: 0.234, SLG: 0.242 (1, 6)		0-3 K		0-0 3B		0-0 FC5-2 BB				2 0 1 0 0 1 0																	
Jesse Gonder, L OBP: 0.303, SLG: 0.383 (7, PH) (7, 2)						3-H 4-0 BB				1 0 0 0 0 0 2																	
Hank Fischer, R OBP: 0.143, SLG: 0.143 (1, 1)		0-0 F3		0-0 1-3						2 0 0 0 0 0 1																	
Dick Kelley, R (6, 1)										0 0 0 0 0 0 0																	
Miguel de la Hoz, R OBP: 0.312, SLG: 0.360 (7, PH) (7, 6)										0 0 0 0 1 0 0																	
Inning Stats	R: 1 E: 0 K: 0 S: 4	H: 1 LOB: 2 BB: 1 P: 9	R: 0 E: 0 K: 1 S: 5	H: 0 LOB: 0 BB: 0 P: 5	R: 0 E: 0 K: 0 S: 3	H: 1 LOB: 0 BB: 0 P: 3	R: 0 E: 0 K: 2 S: 7	H: 0 LOB: 0 BB: 0 P: 7	R: 0 E: 0 K: 1 S: 8	H: 1 LOB: 1 BB: 0 P: 8	R: 1 E: 0 K: 1 S: 6	H: 1 LOB: 0 BB: 0 P: 6	R: 0 E: 0 K: 1 S: 6	H: 1 LOB: 2 BB: 1 P: 10	R: 0 E: 0 K: 0 S: 3	H: 0 LOB: 0 BB: 0 P: 3	R: 0 E: 0 K: 0 S: 3	H: 0 LOB: 0 BB: 0 P: 3	R: 0 E: 0 K: 0 S: 3	H: 0 LOB: 0 BB: 0 P: 3	1B: 2 2B: 1 3B: 1 HR: 1	SF: 0 SAC: 0 DP: 1 HBP: 1	WP: 0 PB: 0 SB: 0 CS: 0	PA: 34			
PITCHER	IP	WLS	BF	H	R	ER	SO	BB	IBB	HBP	BLK	WP	HR	S	P	ERA	WHIP										
Bob Shaw, R ERA: 2.39 (1, 1)	0.0		1	0	1	1	0	0	0	1	0	0	0	0	1	∞	∞										
Bobby Bolin, R ERA: 2.31 (1, 1)	6.0	W	22	4	1	1	6	1	0	0	0	0	1	33	37	1.50	0.833										
Frank Linzy, R ERA: 1.74 (7, 1)	3.0	S	11	1	0	0	1	1	0	0	0	0	0	12	16	0.00	0.667										

Milwaukee Braves @ San Francisco Giants
Candlestick Park, San Francisco, CA

Sat Jul 24 1965, 6:33 AM EDT
Att. 22,881 - Unknown

AB	31
R	2
H	5
RBI	2
BB	2
SO	7
LOB	12



WP	0	PA	34
PB	0		
SB	0		
CS	0		

ERA		WHIP	
-----	--	------	--

Batter	1	2	3	4	5	6	7	8	9
Dick Schofield, S (1, 6) OBP: 0.295, SLG: 0.281	0-3 K		0-0 3-1		4-0 E BB		0-0 4-3 1B 2B		
Jim Davenport, R (1, 5) OBP: 0.300, SLG: 0.362	0-0 G3 1B			0-0 F3	0-0 E5		0-0 4-3		
Willie McCovey, L (1, 3) OBP: 0.403, SLG: 0.567	0-0 G3 1-2			0-0 1B 1B	0-0 3-1		0-3 K		
Willie Mays, R (1, 8) OBP: 0.397, SLG: 0.612 Ken Henderson, S (7, 8) OBP: 0.267, SLG: 0.231	0-0 F4			0-0 F3		0-0 E6 E	0-0 1B		
Jesus Alou, R (1, 9) OBP: 0.313, SLG: 0.409		0-0 3-1		0-0 1-3 1B		0-0 4-3 1-H	0-0 6-3		
Tom Haller, L (1, 2) OBP: 0.331, SLG: 0.353		0-0 4-3		0-0 G3		0-0 HR	0-0 F4		
Len Gabrielson, L (1, 7) OBP: 0.362, SLG: 0.410		0-3 K			0-0 4-3 E 1B	0-0 1B 1B	0-0 F8		
Hal Lanier, R (1, 4) OBP: 0.277, SLG: 0.291			0-0 4-3		0-3 K	0-0 G6-4-3 1B	0-0 1B		
Bob Shaw, R (1, 1) OBP: 0.100, SLG: 0.100 Bobby Bolin, R (1, 1) OBP: 0.143, SLG: 0.143 Bob Burda, L (6, PH) OBP: 0.111, SLG: 0.118 Cap Peterson, R (6, PH) OBP: 0.329, SLG: 0.446 Frank Linzy, R (7, 1)			0-3 K		0-0 4-3	0-0 G6-4-3	0-3 K		

Inning Stats	R: 0 E: 0 K: 1 S: 6	H: 1 LOB: 1 BB: 0 P: 6	R: 0 E: 0 K: 1 S: 5	H: 0 LOB: 0 BB: 0 P: 5	R: 0 E: 0 K: 1 S: 5	H: 0 LOB: 0 BB: 0 P: 5	R: 0 E: 0 K: 0 S: 5	H: 2 LOB: 2 BB: 0 P: 5	R: 1 E: 1 K: 1 S: 7	H: 1 LOB: 2 BB: 1 P: 11	R: 2 E: 2 K: 0 S: 6	H: 3 LOB: 1 BB: 0 P: 6	R: 1 E: 0 K: 1 S: 7	H: 2 LOB: 1 BB: 0 P: 7	R: 0 E: 0 K: 1 S: 6	H: 1 LOB: 1 BB: 0 P: 6
--------------	------------------------------	---------------------------------	------------------------------	---------------------------------	------------------------------	---------------------------------	------------------------------	---------------------------------	------------------------------	----------------------------------	------------------------------	---------------------------------	------------------------------	---------------------------------	------------------------------	---------------------------------

PITCHER	IP	WLS	BF	H	R	ER	SO	BB	IBB	HBP	BLK	WP	HR	S	P	ERA	WHIP
Hank Fischer, R (1, 1) ERA: 4.01	5.1	L	26	7	3	1	4	1	0	0	0	0	1	33	37	1.69	1.500
Dick Kelley, L (6, 1) ERA: 3.28	0.2		1	0	0	0	0	0	0	0	0	0	0	1	1	0.00	0.000
Denny Lemaster, L (7, 1) ERA: 5.9	2.0		9	3	1	1	2	0	0	0	0	0	0	13	13	4.50	1.500

AB R H RBI BB SO LOB


3	1	1	0	1	1	0
4	0	1	0	0	0	2
4	0	1	0	0	1	4
3	1	0	0	0	0	2
1	0	1	1	0	0	0
4	0	1	0	0	0	1
4	1	1	1	0	0	2
4	1	2	0	0	1	0
4	0	2	0	0	1	1
0	0	0	0	0	0	0
2	0	0	0	0	1	1
0	0	0	0	0	0	0
1	0	0	0	0	0	2
1	0	0	0	0	1	1

1B	2B	3B	HR	SF	SAC	DP	HBP	WP	PA
8	1	0	1	0	0	1	0	0	36

Milwaukee Braves @ San Francisco Giants
 Candlestick Park, San Francisco, CA
 Sat Jul 24 1965, 6:33 AM EDT
 Att. 22,881 - Unknown

livebaseballscorecards.com

AB	35
R	4
H	10
RBI	2
BB	1
SO	6
LOB	16



Batter	1	2	3	4	5	6	7	8	9	AB R H RBI BB SO LOB	TOP		
Felipe Alou, R (1, 3) OBP: 0.339, SLG: 0.502	1-0 FC4 HBP		0-0 S 1B		0-0 F8		0-3 K		0-0 SH1-3	3 0 1 0 0 1 0	Milwaukee Braves @ San Francisco Giants Candlestick Park, San Francisco, CA Sun Jul 25 1965, 6:33 AM EDT Att: 33,120 - Unknown		
Mack Jones, L (1, 8) OBP: 0.332, SLG: 0.521	0-0 FC4 G6-4-3 1-2f		0-0 F5		0-0 F8 BLK 1B		0-0 FC6-4 1B		0-0 6-3	5 1 2 0 0 0 4			
Hank Aaron, R (1, 9) OBP: 0.391, SLG: 0.584	0-0 G6-4-3 1-2f		0-0 5-3		0-0 F8		0-0 FC6-4 1-2f		0-0 2-3 1B	5 0 1 0 0 0 4			
Joe Torre, R (1, 2) OBP: 0.383, SLG: 0.511		0-0 6-3	0-0 6-3		0-0 1B 3-H			0-0 5-3	0-0 4-3	5 0 1 1 0 0 3			
Eddie Mathews, L (1, 5) OBP: 0.347, SLG: 0.473		0-0 1B FC2-5 1B		0-0 1-3	0-0 4-3			0-0 3-1		4 0 1 0 0 0 1			
Miguel de la Hoz, R (1, 4) OBP: 0.327, SLG: 0.369 (8, 6)		4-0 FC2-5 1B 1-2 BB		0-0 BB 1B		0-3 K		0-0 1B 1B		3 0 2 0 1 1 0			
Ty Cline, L (1, 7) OBP: 0.264, SLG: 0.241		0-0 FC2-5 1B 1-2 2-3		0-3 K		0-3 K		0-0 1-2 1B		4 0 2 0 0 2 1			
Woody Woodward, R (1, 6) OBP: 0.236, SLG: 0.238 Don Dillard, L (8, PH) Frank Bolling, R (8, 4) OBP: 0.296, SLG: 0.354		0-0 FC2-5 1-2 2-3 3-H		4-0 1-2 BB		0-0 5-3		0-0 F7		2 0 0 0 1 0 3 1 0 0 0 0 0 2 0 0 0 0 0 0 0			
Bob Sadowski, R (1, 1) OBP: 0.150, SLG: 0.105 Jesse Gonder, L (9, PH) OBP: 0.308, SLG: 0.389 Phil Niekro, R (9, PR) OBP: 0.200, SLG: 0.200		0-0 1-6-4		0-0 1-3		0-0 1-3		0-0 1B SH1-3 1B		3 0 0 0 0 0 5 1 0 1 0 0 0 0 0 0 0 0 0 0 0			
Inning Stats	R: 0 E: 0 K: 0 S: 2 H: 0 LOB: 0 BB: 0 P: 3	R: 0 E: 0 K: 0 S: 5 H: 2 LOB: 3 BB: 1 P: 9	R: 0 E: 0 K: 0 S: 4 H: 1 LOB: 1 BB: 0 P: 4	R: 0 E: 0 K: 1 S: 6 H: 1 LOB: 2 BB: 1 P: 10	R: 1 E: 0 K: 0 S: 5 H: 2 LOB: 1 BB: 0 P: 5	R: 0 E: 0 K: 2 S: 7 H: 0 LOB: 0 BB: 0 P: 7	R: 0 E: 0 K: 1 S: 6 H: 1 LOB: 1 BB: 0 P: 6	R: 0 E: 0 K: 0 S: 5 H: 2 LOB: 2 BB: 0 P: 5	R: 0 E: 0 K: 0 S: 5 H: 2 LOB: 2 BB: 0 P: 5	1B: 11 2B: 0 3B: 0 HR: 0 SF: 0 SAC: 1 DP: 1 HBP: 1		WP: 0 PB: 0 SB: 1 CS: 0 PA: 40	
PITCHER	IP WLS BF H R ER SO BB IBB HBP BLK WP HR S P ERA WHIP											PITCHER	IP WLS BF H R ER SO BB IBB HBP BLK WP HR S P ERA WHIP
Bob Shaw, R (1, 1) ERA: 2.31	8.0 W 35 9 1 1 4 2 0 1 1 0 0 40 49 1.12 1.375												
Gaylord Perry, R (9, 1) ERA: 3.97	0.0 1 1 0 0 0 0 0 0 0 0 0 1 1 ∞ ∞												
Frank Linzy, R (9, 1) ERA: 1.7	1.0 S 4 1 0 0 0 0 0 0 0 0 0 0 4 4 0.00 1.000												

livebaseballscorecards.com

AB	36
R	1
H	11
RBI	1
BB	2
SO	4
LOB	23



Batter	1	2	3	4	5	6	7	8	9
Dick Schofield, S (1, 6) OBP: 0.298, SLG: 0.282	4-0 CS BB		0-0 L7			0-0 FC1-6 G6-4-3 1-2f		0-0 1-3 2-H 1B	
Jim Davenport, R (1, 5) OBP: 0.299, SLG: 0.359	0-0 F8			0-0 1B 1B		0-0 G6-4-3 1-2f		0-0 L7	
Willie McCovey, L (1, 3) OBP: 0.403, SLG: 0.563	0-3 K			0-3 K			4-0 G6-4-3 BB		
Jesus Alou, R (1, 9) OBP: 0.315, SLG: 0.411	0-0 CS 1-2	0-0 1B G6-4-3 1B		0-0 1B 1-3			0-0 G6-4-3 1-2f		
Tom Haller, L (1, 2) OBP: 0.331, SLG: 0.352		0-0 G6-4-3 1B 1-3		0-0 F5			0-0 F3		
Len Gabrielson, L (1, 7) OBP: 0.361, SLG: 0.408		0-0 G6-4-3 1-2f 3-H		0-0 F6			0-0 FC1-6 1B		
Hal Lanier, R (1, 4) OBP: 0.274, SLG: 0.288		0-0 F9		0-3 K		0-3 K	0-0 FC1-6 BB 1-2f 1B		
Ken Henderson, S (1, 8) OBP: 0.278, SLG: 0.200			0-3 K		0-3 K		4-0 1B 1-2 BB		
Bob Shaw, R (1, 1) OBP: 0.119, SLG: 0.119			0-0 5-3			0-0 FC1-6 1B		0-0 F6	
Willie Mays, R (8, PH) OBP: 0.396, SLG: 0.610									
Gaylord Perry, R (9, 1) OBP: 0.148, SLG: 0.115									
Frank Linzy, R (9, 1)									

Inning Stats	R: 0	H: 0	E: 0	K: 1	S: 4	R: 1	H: 2	E: 0	K: 0	S: 4	R: 0	H: 0	E: 0	K: 1	S: 5	R: 0	H: 2	E: 0	K: 2	S: 7	R: 0	H: 1	E: 0	K: 0	S: 3	R: 0	H: 0	E: 0	K: 0	S: 2	R: 1	H: 2	E: 0	K: 0	S: 5
	LOB: 0	BB: 1	P: 8	LOB: 0	BB: 0	P: 4	LOB: 0	BB: 0	P: 5	LOB: 1	BB: 0	P: 6	LOB: 0	BB: 0	P: 7	LOB: 0	BB: 0	P: 7	LOB: 0	BB: 0	P: 7	LOB: 0	BB: 0	P: 3	LOB: 0	BB: 1	P: 6	LOB: 2	BB: 1	P: 9	LOB: 0	SAC: 0	DP: 3	HBP: 0	

PITCHER	IP	WLS	BF	H	R	ER	SO	BB	IBB	HBP	BLK	WP	HR	S	P	ERA	WHIP
Bob Sadowski, R (1, 1) ERA: 5.16	8.0	L	29	7	2	2	5	3	0	0	0	0	0	36	48	2.25	1.250

AB	R	H	RBI	BB	SO	LOB
3	0	1	1	1	0	1
4	0	1	0	0	0	4
2	0	0	0	1	2	2
3	1	2	0	0	0	1
3	0	1	0	0	0	1
3	0	1	0	0	0	1
3	1	0	0	0	1	1
2	0	0	0	1	2	0
2	0	1	0	0	0	0
1	0	0	0	0	0	2
0	0	0	0	0	0	0
0	0	0	0	0	0	0

WP	PA	ERA	WHIP
0	30		

AB	26
R	2
H	7
RBI	1
BB	3
SO	5
LOB	13



Milwaukee Braves @ San Francisco Giants
 Candlestick Park, San Francisco, CA
 Sun Jul 25 1965, 6:33 AM EDT
 Att. 33,120 - Unknown

livebaseballscorecards.com

Batter	1	2	3	4	5	6	7	8	9	AB R H RBI BB SO LOB	TOP											
Lou Brock, L (1, 7) OBP: 0.338, SLG: 0.417	0-0 F8		0-0 F8	0-3 K		0-0 E3 2B		0-0 4-3		5 1 0 0 0 1 2	St. Louis Cardinals @ San Francisco Giants Candlestick Park, San Francisco, CA Mon Jul 26 1965, 6:33 AM EDT Att. 13,869 - Unknown livebaseballscorecards.com											
Dick Groat, R (1, 6) OBP: 0.326, SLG: 0.322	0-0 F9		0-0 6-3 1B		0-0 F4	0-0 2B		0-0 F3		5 1 2 2 0 0 0												
Curt Flood, R (1, 8) OBP: 0.348, SLG: 0.412	0-0 G3		0-0 6-3		4-0 WP BB BB	0-0 1-3		0-0 1B E 1B		4 1 1 0 1 0 2												
Ken Boyer, R (1, 5) OBP: 0.323, SLG: 0.375		0-0 E5 HR	0-0 1B 2-H 1B		0-3 K	4-0 1B SF9 BB		0-0 1B F5 1B		4 2 2 1 1 1 1												
Bill White, L (1, 3) OBP: 0.367, SLG: 0.453		0-0 HR	0-0 FC5-4 1B		4-0 WP BB	0-0 1B		0-0 F5		4 1 3 2 1 0 2												
Phil Gagliano, R (1, 4) OBP: 0.356, SLG: 0.432		0-0 F9	0-0 FC5-4		0-0 1-3			4-0 IBB		3 0 0 1 0 0 4												
Dal Maxvill, R (7, 4) OBP: 0.118, SLG: 0.125		0-0 F9	0-0 FC5-4		1-2 2-3			3-H 0-3 K		0 0 0 0 1 0 0												
Tito Francona, L (1, 9) OBP: 0.317, SLG: 0.420		0-0 F4		0-0 F9		0-0 5-3		0-0 F4		4 0 0 0 0 1 1												
Mike Shannon, R (7, 9) OBP: 0.276, SLG: 0.336								3-H 0-0 F9		0 0 0 0 0 0 0												
Bob Skinner, L (9, PH) OBP: 0.330, SLG: 0.402										1 0 0 0 0 0 2												
Ted Savage, R (9, 9)										3 0 0 0 2 0 3												
Tim McCarver, L (1, 2) OBP: 0.327, SLG: 0.416		4-0 BB		4-0 BB		0-0 3-1		0-0 4-3		3 0 0 0 2 0 3												
Bob Gibson, R (1, 1) OBP: 0.217, SLG: 0.302		0-3 K		0-3 K		0-0 E 2B 1B		0-3 K		4 1 1 0 0 3 2												
Don Dennis, R (8, 1) OBP: 0.333, SLG: 0.333										0 0 0 0 0 0 0												
Inning Stats	R: 0 E: 0 K: 0 S: 3	H: 0 LOB: 0 BB: 0 P: 3	R: 2 E: 1 K: 1 S: 7	H: 1 LOB: 1 BB: 1 P: 11	R: 1 E: 0 K: 0 S: 6	H: 3 LOB: 2 BB: 0 P: 6	R: 0 E: 0 K: 2 S: 7	H: 0 LOB: 1 BB: 1 P: 11	R: 0 E: 0 K: 1 S: 5	H: 0 LOB: 2 BB: 2 P: 13	R: 2 E: 1 K: 0 S: 6	H: 2 LOB: 1 BB: 0 P: 6	R: 1 E: 0 K: 1 S: 6	H: 1 LOB: 1 BB: 1 P: 10	R: 0 E: 0 K: 1 S: 5	H: 0 LOB: 0 BB: 0 P: 5	R: 1 E: 1 K: 0 S: 5	H: 2 LOB: 2 BB: 1 P: 9	1B: 7 2B: 1 3B: 0 HR: 1	SF: 1 SAC: 0 DP: 0 HBP: 0	WP: 1 PB: 0 SB: 0 CS: 0	PA: 44
PITCHER	IP WLS BF H R ER SO BB IBB HBP BLK WP HR S P ERA WHIP																					
Juan Marichal, R (1, 1) ERA: 1.68	3.0 L 15 4 3 2 1 1 0 0 0 0 1 16 20 6.00 1.667																					
Gaylord Perry, R (4, 1) ERA: 3.92	4.0 20 3 3 1 4 4 0 0 0 1 0 24 40 2.25 1.750																					
Jack Sanford, R (8, 1) ERA: 3.81	1.1 7 2 1 0 1 0 1 0 0 0 0 8 12 0.00 1.500																					
Bill Henry, L (9, 1) ERA: 3.58	0.2 2 0 0 0 0 0 0 0 0 0 0 2 2 0.00 0.000																					



Batter	1	2	3	4	5	6	7	8	9	AB	R	H	RBI	BB	SO	LOB
Dick Schofield, S (1, 6) OBP: 0.293, SLG: 0.277	0-3 K		0-0 F3		0-0 FC1-6 1B		0-0 4-3		0-0 F7	5	0	0	0	0	1	2
Matty Alou, L (1, 8) OBP: 0.283, SLG: 0.304	0-0 F2			4-0 FC3-6 1B 1B BB	0-0 F3			0-0 1B	0-0 F5	4	1	1	0	1	0	1
Willie McCovey, L (1, 3) OBP: 0.404, SLG: 0.562	0-0 F5			0-3 K	0-0 1B			0-0 1B		4	1	2	0	0	1	1
Jim Ray Hart, R (1, 5) OBP: 0.320, SLG: 0.416		0-0 F8		0-0 FC3-6 1B 1B	0-0 F9			0-0 E5 1B SF9		4	2	1	0	0	0	3
Jesus Alou, R (1, 9) OBP: 0.317, SLG: 0.412		0-0 F7		0-0 FC3-6 1B		0-0 F1		0-0 S HBP 1B		4	0	2	1	0	0	0
Tom Haller, L (1, 2) OBP: 0.330, SLG: 0.348		0-0 F7		0-0 FC3-6 1B		0-3 K		1-0 HBP		3	0	0	1	0	1	2
Len Gabrielson, L (1, 7) OBP: 0.358, SLG: 0.406			0-0 F6	0-0 1B	0-0 F9			0-0 SF9		3	0	1	2	0	0	0
Hal Lanier, R (1, 4) OBP: 0.275, SLG: 0.289			0-0 1B	0-3 K			0-0 6-3	0-0 F7		3	0	1	0	0	1	2
Willie Mays, R (8, PH) OBP: 0.394, SLG: 0.608										1	0	0	0	0	0	2
Jim Davenport, R (9, 4) OBP: 0.299, SLG: 0.359										0	0	0	0	0	0	0
Juan Marichal, R (1, 1) OBP: 0.188, SLG: 0.177			0-0 F8		0-0 FC1-6 1B				0-3 K	0	0	0	0	0	0	0
Bob Schroder, L (3, PH) OBP: 0.333, SLG: 0.250										1	0	0	0	0	0	1
Caylord Perry, R (4, 1) OBP: 0.164, SLG: 0.132										1	0	1	0	0	0	0
Bob Burda, L (7, PH) OBP: 0.105, SLG: 0.111										1	0	0	0	0	0	0
Jack Sanford, R (8, 1) OBP: 0.160, SLG: 0.087										0	0	0	0	0	0	0
Bill Henry, L (9, 1) OBP: 0.190, SLG: 0.087										0	0	0	0	0	0	0
Cap Peterson, R (9, PH) OBP: 0.325, SLG: 0.440										1	0	0	0	0	1	0

Inning Stats	R: 0	H: 0	E: 0	K: 1	S: 5	LOB: 0	BB: 0	P: 5	R: 0	H: 0	E: 0	K: 0	S: 3	LOB: 0	BB: 0	P: 3	R: 0	H: 1	E: 0	K: 0	S: 4	LOB: 1	BB: 0	P: 4	R: 2	H: 3	E: 0	K: 2	S: 10	LOB: 2	BB: 1	P: 14	R: 0	H: 2	E: 0	K: 0	S: 5	LOB: 2	BB: 0	P: 5	R: 0	H: 0	E: 0	K: 1	S: 5	LOB: 0	BB: 0	P: 5	R: 0	H: 0	E: 0	K: 0	S: 3	LOB: 0	BB: 0	P: 3	R: 2	H: 3	E: 1	K: 0	S: 6	LOB: 2	BB: 0	P: 7	R: 0	H: 0	E: 0	K: 1	S: 5	LOB: 0	BB: 0	P: 5	1B: 9	SF: 1	2B: 0	3B: 0	HR: 0	SAC: 0	DP: 0	HBP: 1	WP: 0	PA: 38
PITCHER	IP	WLS	BF	H	R	ER	SO	BB	IBB	HBP	BLK	WP	HR	S	P	ERA	WHIP																																																																	
Bob Gibson, R (1, 1) ERA: 2.82	7.1	W	33	9	4	2	4	1	0	1	0	0	0	39	44	2.46	1.364																																																																	
Don Dennis, R (8, 1) ERA: 1.93	1.2	S	5	0	0	0	1	0	0	0	0	0	0	7	7	0.00	0.000																																																																	

BOTTOM

St. Louis Cardinals @ San Francisco Giants
Candlestick Park, San Francisco, CA

Mon Jul 26 1965, 6:33 AM EDT
Att. 13,869 - Unknown

livebaseballscores.com

AB	35
R	4
H	9
RBI	4
BB	1
SO	5
LOB	14



Batter	1	2	3	4	5	6	7	8	9	AB R H RBI BB SO LOB	TOP
Lou Brock, L (1, 7) x OBP: 0.335, SLG: 0.412	0-0 F8 ①		0-3 K L7 ②			0-0 E3 P4 ②		0-0 P6 ③		4 0 0 0 0 1 1	
Dick Groat, R (1, 6) x OBP: 0.323, SLG: 0.318	0-0 4-3 ②		0-0 L7 ②			0-0 P4 ②			0-0 F9 ①	4 0 0 0 0 0 2	
Curt Flood, R (1, 8) x OBP: 0.349, SLG: 0.418	0-0 3B			0-0 SF9 1B		0-3 K			0-0 E5	4 2 2 0 0 1 -1	
Ken Boyer, R (1, 5) x OBP: 0.319, SLG: 0.370	0-0 F8 ③			0-0 F9 ①			0-0 F2 ①		0-0 6-3 ②	4 0 0 0 0 0 2	
Phil Gagliano, R (1, 4) x OBP: 0.354, SLG: 0.435 Mike Shannon, R (9, PR) x OBP: 0.276, SLG: 0.336 (9, 9)		0-0 F8 ①		0-0 SF9 ②			0-0 L3 ②		0-0 2B	3 0 1 1 0 0 0 0 0 0 0 0 0 0	
Bill White, L (1, 3) x OBP: 0.366, SLG: 0.459		0-0 HR		0-0 F9 ③			0-0 P5 ③		0-0 4-3 ③	4 1 1 1 0 0 1	
Ted Savage, R (1, 9) x Dal Maxvill, R (9, 4) x OBP: 0.118, SLG: 0.125		0-0 P3 ②			0-0 F2 ①			0-0 1-3 ①		3 0 0 0 0 0 0 0 0 0 0 0 0 0	
Bob Uecker, R (1, 2) x OBP: 0.374, SLG: 0.340		0-0 F8 ③			0-0 L5 ②		4-0 SH1-4 BB			2 0 0 0 1 0 0	
Bob Purkey, R (1, 1) x OBP: 0.069, SLG: 0.036			0-0 P3 ①		0-3 K ③			0-0 SH1-4 ②		2 0 0 0 0 1 0	
Inning Stats	R: 0 H: 1 E: 0 LOB: 1 K: 0 BB: 0 S: 4 P: 4	R: 1 H: 1 E: 0 LOB: 0 K: 0 BB: 0 S: 4 P: 4	R: 0 H: 0 E: 0 LOB: 0 K: 1 BB: 0 S: 5 P: 5	R: 1 H: 1 E: 0 LOB: 0 K: 0 BB: 0 S: 4 P: 4	R: 0 H: 0 E: 0 LOB: 0 K: 1 BB: 0 S: 5 P: 5	R: 0 H: 0 E: 1 LOB: 0 K: 1 BB: 0 S: 5 P: 5	R: 0 H: 0 E: 0 LOB: 0 K: 0 BB: 0 S: 3 P: 3	R: 0 H: 0 E: 0 LOB: 1 K: 0 BB: 1 S: 3 P: 7	R: 1 H: 1 E: 1 LOB: 1 K: 0 BB: 0 S: 5 P: 5	1B: 1 SF: 1 2B: 1 SAC: 1 3B: 1 DP: 0 HR: 1 HBP: 0	WP: 0 PA: 33 PB: 1 SB: 1 CS: 0
PITCHER Warren Spahn, L (1, 1) ERA: 4.33	IP WLS BF H R ER SO BB IBB HBP BLK WP HR S P ERA WHIP										
	9.0 L 33 4 3 2 3 1 0 0 0 0 1 38 42 2.00 0.556										

St. Louis Cardinals @ San Francisco Giants
 Candlestick Park, San Francisco, CA
 Tue Jul 27 1965, 10:05 PM EDT
 Att. 21,552 - Unknown

livebaseballscorecards.com

AB 30
 R 3
 H 4
 RBI 2
 BB 1
 SO 3
 LOB 5



Batter	1	2	3	4	5	6	7	8	9	AB R H RBI BB SO LOB
Dick Schofield, S (1, 6) OBP: 0.293, SLG: 0.276	0-0 G5-4-3 1B		0-0 6-3			0-0 G3			0-0 P4	4 0 1 0 0 0 2
Jesus Alou, R (1, 9) OBP: 0.314, SLG: 0.408	0-0 G5-4-3 1-2f		0-0 5-3			0-0 L4			0-0 1-3	4 0 0 0 0 0 3
Willie McCovey, L (1, 3) OBP: 0.403, SLG: 0.560	0-0 L9									3 0 1 0 0 0 0
Willie Mays, R (1, 8) OBP: 0.391, SLG: 0.602		0-0 L3								3 0 0 0 0 0 1
Jim Ray Hart, R (1, 5) OBP: 0.318, SLG: 0.412		0-0 5-3								3 0 0 0 0 0 0
Tom Haller, L (1, 2) OBP: 0.326, SLG: 0.343		0-0 4-3								3 0 0 0 0 0 0
Len Gabrielson, L (1, 7) OBP: 0.371, SLG: 0.420			0-0 6-3 2-3 1B			0-0 G6-4-3 1B			0-0 G6-4-3 1B	3 0 3 0 0 0 0
Hal Lanier, R (1, 4) OBP: 0.273, SLG: 0.287			0-0 2-3			0-0 G6-4-3			0-0 G6-4-3	2 0 0 0 0 0 2
Bob Burda, L (8, PH) OBP: 0.100, SLG: 0.105			1-2			1-2f			1-2f	1 0 0 0 0 0 1
Jim Davenport, R (9, 4) OBP: 0.299, SLG: 0.359										0 0 0 0 0 0 0
Warren Spahn, L (1, 1) OBP: 0.283, SLG: 0.135			4-0 BB							1 0 0 0 1 0 0
Cap Peterson, R (9, PH) OBP: 0.321, SLG: 0.434						0-0 4-3			0-0 5-3	1 0 0 0 0 0 0

Inning Stats	R: 0 E: 0 K: 0 S: 3	H: 1 LOB: 0 BB: 0 P: 3	R: 0 E: 0 K: 0 S: 3	H: 0 LOB: 0 BB: 0 P: 3	R: 0 E: 0 K: 0 S: 4	H: 1 LOB: 2 BB: 1 P: 8	R: 0 E: 0 K: 0 S: 3	H: 0 LOB: 0 BB: 0 P: 3	R: 0 E: 0 K: 0 S: 3	H: 1 LOB: 0 BB: 0 P: 3	R: 0 E: 0 K: 0 S: 3	H: 0 LOB: 0 BB: 0 P: 3	R: 0 E: 0 K: 0 S: 3	H: 1 LOB: 0 BB: 0 P: 3	R: 0 E: 0 K: 0 S: 3	H: 0 LOB: 0 BB: 0 P: 3	R: 0 E: 0 K: 0 S: 3	H: 0 LOB: 0 BB: 0 P: 3	1B: 5 2B: 0 3B: 0 HR: 0	SF: 0 SAC: 0 DP: 4 HBP: 0	WP: 0 PB: 0 SB: 0 CS: 0	PA: 29																			
PITCHER Bob Purkey, R (1, 1) ERA: 5.14	IP 9.0	WLS W	BF 29	H 5	R 0	ER 0	SO 0	BB 1	IBB 0	HBP 0	BLK 0	WP 0	HR 0	S 28	P 32	ERA 0.00	WHIP 0.667																								
																						PITCHER	IP	WLS	BF	H	R	ER	SO	BB	IBB	HBP	BLK	WP	HR	S	P	ERA	WHIP		

BOTTOM

St. Louis Cardinals @ San Francisco Giants
Candlestick Park, San Francisco, CA
 Tue Jul 27 1965, 10:05 PM EDT
 Att. 21,552 - Unknown

livebaseballscorecards.com

AB	28
R	0
H	5
RBI	0
BB	1
SO	0
LOB	9



Batter	1	2	3	4	5	6	7	8	9	AB R H RBI BB SO LOB	TOP											
Lou Brock, L (1, 7) OBP: 0.333, SLG: 0.410	0-0 4-3		0-0 F9			0-0 E 4-3 1B	0-0 F6		0-0 1-3	5 1 1 0 0 0 1												
Dick Groat, R (1, 6) OBP: 0.322, SLG: 0.315	0-0 6-3			0-0 4-3		0-0 4-3	4-0 1-2 2B BB		0-0 1-3	4 1 0 0 1 0 1												
Curt Flood, R (1, 8) OBP: 0.351, SLG: 0.420	0-0 3-1			4-0 G4-6-3 BB		0-0 E1 BB 1B 2-3	0-0 1-H 2-H 2B			3 1 1 2 1 0 1												
Ken Boyer, R (1, 5) OBP: 0.321, SLG: 0.372		0-0 FC5-4 1B		0-0 G4-6-3 1-2f		0-0 1-2 3-H 1B	0-0 4-3			4 1 2 1 0 0 2												
Bill White, L (1, 3) OBP: 0.367, SLG: 0.461		0-0 F9			0-0 1-3	4-0 1-2 2-3 1B BB		0-0 2B		3 0 1 0 1 0 1												
Phil Gagliano, R (1, 4) OBP: 0.353, SLG: 0.432		0-0 FC5-4 1-2f			0-0 1-3	0-0 1-2 2-H 3-H 1B		0-0 5-3		4 0 1 2 0 0 2												
Tito Francona, L (1, 9) OBP: 0.319, SLG: 0.421		0-0 F9			0-0 1B	0-0 FC4 1-2f		0-0 F7		2 0 1 0 0 0 1												
Mike Shannon, R (6, PH) OBP: 0.276, SLG: 0.333										1 0 0 0 0 0 2												
Ray Washburn, R (6, 1) OBP: 0.259, SLG: 0.227										0 0 0 0 0 0 0												
Hal Woodeshick, R (7, 1) OBP: 0.167, SLG: 0.091										0 0 0 0 0 0 0												
Bob Skinner, L (8, PH) OBP: 0.327, SLG: 0.398										1 0 0 0 0 0 1												
Ray Sadecki, L (8, 1) OBP: 0.103, SLG: 0.172										0 0 0 0 0 0 0												
Tim McCarver, L (1, 2) OBP: 0.323, SLG: 0.410			0-0 F7		0-0 F7		0-0 F8	0-0 4-3		4 0 0 0 0 0 2												
Tracy Stallard, R (1, 1) OBP: 0.116, SLG: 0.116			0-3 K			0-0 6-3	4-0 BB 2B BB		0-0 4-3	0 0 0 0 0 0 0												
Nelson Briles, R (2, 1)										1 0 0 0 0 1 0												
Ted Savage, R (6, PH) (6, 9)										2 1 0 0 1 0 0												
Inning Stats	R: 0 E: 0 K: 0 S: 3	H: 0 LOB: 0 BB: 0 P: 3	R: 0 E: 0 K: 0 S: 4	H: 1 LOB: 1 BB: 0 P: 4	R: 0 E: 0 K: 1 S: 5	H: 0 LOB: 0 BB: 0 P: 5	R: 0 E: 0 K: 0 S: 2	H: 0 LOB: 0 BB: 1 P: 6	R: 0 E: 0 K: 0 S: 4	H: 1 LOB: 1 BB: 0 P: 4	R: 3 E: 1 K: 0 S: 7	H: 3 LOB: 2 BB: 1 P: 11	R: 2 E: 0 K: 0 S: 4	H: 1 LOB: 1 BB: 2 P: 12	R: 0 E: 0 K: 0 S: 4	H: 1 LOB: 1 BB: 0 P: 4	R: 0 E: 0 K: 0 S: 3	H: 0 LOB: 0 BB: 0 P: 3	1B: 5 2B: 2 3B: 0 HR: 0	SF: 0 SAC: 0 DP: 1 HBP: 0	WP: 0 PB: 0 SB: 0 CS: 0	PA: 38
PITCHER	IP WLS BF H R ER SO BB IBB HBP BLK WP HR S P ERA WHIP																					
Ron Herbel, R (1, 1) ERA: 3.63	5.2 W 24 5 3 0 1 2 0 0 0 0 0 0 24 32 0.00 1.235																					
Masanori Murakami, L (6, 1) ERA: 4.46	1.0 5 0 2 2 0 2 0 0 0 0 0 0 3 11 18.00 2.000																					
Frank Linzy, R (7, 1) ERA: 1.61	2.1 S 9 2 0 0 0 0 0 0 0 0 0 0 9 9 0.00 0.857																					

St. Louis Cardinals @ San Francisco Giants
 Candlestick Park, San Francisco, CA
 Wed Jul 28 1965, 6:33 AM EDT
 Att: 12,711 - Unknown

livebaseballscorecards.com

AB	34
R	5
H	7
RBI	5
BB	4
SO	1
LOB	14



Batter	1	2	3	4	5	6	7	8	9	AB	R	H	RBI	BB	SO	LOB
Dick Schofield, S (1, 6) OBP: 0.297, SLG: 0.282	0-0 1-3 1B	0-0 3B 1B			0-0 CS 1B		0-0 SH1-4 1B	0-0 5-3		5	2	3	2	0	0	1
Jim Davenport, R (1, 5) OBP: 0.299, SLG: 0.371	0-0 6-3	0-0 1B 3B			0-0 5-3		0-0 SH1-4			3	0	1	2	0	0	1
Willie Mays, R (1, 8) OBP: 0.390, SLG: 0.597	0-0 F7	0-0 6-3			0-0 1-3		4-0 1B IBB			3	0	0	0	1	0	1
Willie McCovey, L (1, 3) OBP: 0.404, SLG: 0.562		0-0 F7	0-0 G6-4-3 1B			0-0 1B 2B	0-0 F4			4	1	2	0	0	0	2
Jim Ray Hart, R (1, 7) OBP: 0.321, SLG: 0.414		0-0 BB S 1B	0-0 G6-4-3			0-0 1-3 1B	0-0 1-3 1B			3	1	2	1	0	0	1
Matty Alou, L (6, PR) OBP: 0.283, SLG: 0.304										0	0	0	0	0	0	0
Jesus Alou, R (7, PH) OBP: 0.316, SLG: 0.409										1	0	1	1	0	0	0
Len Gabrielson, L (1, 9) OBP: 0.364, SLG: 0.410		0-0 F8	0-3 K2-3			0-0 F4	0-0 5-3			3	0	0	0	0	1	2
Cap Peterson, R (7, PH) OBP: 0.317, SLG: 0.429										1	0	0	0	0	0	2
Ken Henderson, S (8, 7) OBP: 0.278, SLG: 0.200										0	0	0	0	0	0	0
Hal Lanier, R (1, 4) OBP: 0.273, SLG: 0.284		4-0 BB BB 1B BB			0-0 5-3		0-0 1-3		0-0 F9	3	1	0	0	1	0	1
Dick Bertell, R (1, 2) OBP: 0.289, SLG: 0.238		4-0 BB 1B BB			0-0 5-3		0-0 G3		0-0 6-3	3	1	0	0	1	0	2
Ron Herbel, R (1, 1) OBP: 0.083, SLG: 0.043		4-0 BB 1B BB			0-0 G3					1	1	0	1	1	0	0
Masanori Murakami, L (6, 1) OBP: 0.167, SLG: 0.167										0	0	0	0	0	0	0
Frank Linzy, R (7, 1) OBP: 0.222, SLG: 0.556		1-2 2-3 3-H 1B 3B BB								2	1	2	1	0	0	0

Inning Stats	R: 0	H: 0	E: 0	K: 0	S: 3	H: 0	LOB: 0	BB: 0	P: 3	R: 5	H: 3	E: 0	K: 0	S: 6	H: 1	LOB: 1	BB: 3	P: 18	R: 0	H: 1	E: 0	K: 1	S: 5	H: 0	LOB: 0	BB: 0	P: 5	R: 0	H: 0	E: 0	K: 0	S: 3	H: 1	LOB: 2	BB: 0	P: 5	R: 2	H: 3	E: 0	K: 0	S: 6	H: 3	LOB: 2	BB: 1	P: 10	R: 0	H: 1	E: 0	K: 0	S: 4	H: 1	LOB: 1	BB: 0	P: 4
1B: 8	SF: 0	2B: 1	SAC: 1	3B: 1	DP: 1	HR: 1	HBP: 0	WP: 0	PA: 37																																													

PITCHER	IP	WLS	BF	H	R	ER	SO	BB	IBB	HBP	BLK	WP	HR	S	P	ERA	WHIP
Tracy Stallard, R (1, 1) ERA: 3.14	1.2	L	11	3	5	5	0	3	0	0	0	0	0	8	20	27.00	3.600
Nelson Briles, R (2, 1) ERA: 3.68	3.1		10	2	0	0	1	0	0	0	0	0	0	12	12	0.00	0.600
Ray Washburn, R (6, 1) ERA: 4.02	1.1		9	4	3	3	0	0	1	0	0	0	1	8	12	20.25	3.000
Hal Woodeshick, L (7, 1) ERA: 2.87	0.2		3	1	0	0	0	0	0	0	0	0	0	3	3	0.00	1.500
Ray Sadecki, L (8, 1) ERA: 6.51	1.0		4	1	0	0	0	0	0	0	0	0	0	4	4	0.00	1.000

BOTTOM

St. Louis Cardinals @ San Francisco Giants
Candlestick Park, San Francisco, CA

Wed Jul 28 1965, 6:33 AM EDT
Att. 12,711 - Unknown

AB	32
R	8
H	11
RBI	8
BB	4
SO	1
LOB	13



WP	HR	S	P	ERA	WHIP
0	0	1	1	0.00	0.600
0	0	0	0	0.00	1.500
0	0	0	0	0.00	1.000

Batter	1	2	3	4	5	6	7	8	9	AB R H RBI BB SO LOB	TOP											
Dick Schofield, S OBP: 0.296, SLG: 0.278 (1, 6)	0-0 F9		0-0 4-3	0-0 FC6-4		0-0 F9		4-0 L8 1B BB		4 0 0 0 1 0 1	San Francisco Giants @ Milwaukee Braves Milwaukee County Stadium, Milwaukee, WI Fri Jul 30 1965, 8:05 PM EDT Att. 6,787 - Unknown livebaseballscorecards.com											
Jim Davenport, R OBP: 0.307, SLG: 0.374 (1, 5)	4-0 L6-3 BB		0-0 5-3		0-0 F3	0-0 1B		0-0 1-2 1B		4 0 2 0 1 0 0												
Willie Mays, R OBP: 0.387, SLG: 0.600 (1, 8)	0-0 L6-3 1-2		0-0 6-3		0-0 HR	0-0 F9		0-0 L8 2-3		5 1 1 1 0 0 4												
Willie McCovey, L OBP: 0.404, SLG: 0.568 (1, 3)		0-0 HR		0-0 F6	4-0 1B BB	0-0 4-3		0-0 4-3		4 2 1 1 1 0 3												
Jim Ray Hart, R OBP: 0.327, SLG: 0.418 (1, 9) (5, 7)		0-0 G3 HR 1B		0-0 1B 2B 1B	0-0 1B 4-3 1B		4-0 1B BB		0-0 5-3	4 3 3 0 1 0 0												
Len Gabrielson, L OBP: 0.365, SLG: 0.412 Jesus Alou, R OBP: 0.319, SLG: 0.411 (5, PH) (5, 9)		0-0 G3 1-2		0-0 2B 1B	0-0 4-3 1B		0-0 G6-4-3 1B		0-0 6-3	2 1 1 0 0 0 1 3 0 2 1 0 0 0												
Tom Haller, L OBP: 0.327, SLG: 0.361 (1, 2)		0-0 2-H HR		0-0 1B 2B	0-0 4-3		0-3 K		0-3 K	5 2 2 5 0 2 3												
Hal Lanier, R OBP: 0.272, SLG: 0.281 (1, 4)		0-0 1-3		0-3 K2-3	4-0 BB		0-0 G6-4-3		0-0 4-3	3 0 0 0 1 1 3												
Bob Shaw, R OBP: 0.130, SLG: 0.130 (1, 1)		0-0 6-3		0-0 FC6-4 1B	0-0 6-3				0-0 4-3	4 0 1 1 0 0 2												
Inning Stats	R: 0 E: 0 K: 0 S: 2	H: 0 LOB: 0 BB: 1 P: 6	R: 3 E: 0 K: 0 S: 6	H: 3 LOB: 0 BB: 0 P: 6	R: 0 E: 0 K: 0 S: 3	H: 0 LOB: 0 BB: 0 P: 3	R: 3 E: 0 K: 1 S: 9	H: 4 LOB: 1 BB: 0 P: 9	R: 3 E: 0 K: 0 S: 6	H: 3 LOB: 2 BB: 2 P: 14	R: 0 E: 0 K: 0 S: 4	H: 1 LOB: 1 BB: 0 P: 4	R: 0 E: 0 K: 1 S: 5	H: 1 LOB: 1 BB: 1 P: 9	R: 0 E: 0 K: 0 S: 4	H: 1 LOB: 2 BB: 1 P: 8	R: 0 E: 0 K: 1 S: 5	H: 0 LOB: 0 BB: 0 P: 5	1B: 9 2B: 2 3B: 0 HR: 3	SF: 0 SAC: 0 DP: 2 HBP: 0	WP: 0 PB: 0 SB: 0 CS: 0	PA: 43
PITCHER	IP WLS BF H R ER SO BB IBB HBP BLK WP HR S P ERA WHIP																				IP WLS BF H R ER SO BB IBB HBP BLK WP HR S P ERA WHIP	
Hank Fischer, R ERA: 4.33 (1, 1)	1.1 L 7 3 3 3 0 1 0 0 0 0 2 6 10 20.25 3.000																					
Bob Sadowski, R ERA: 5.71 (2, 1)	3.0 16 6 6 6 1 1 0 0 0 0 1 17 21 18.00 2.333																					
Dick Kelley, L ERA: 3.13 (5, 1)	1.2 8 2 0 0 0 0 1 0 0 0 0 0 7 11 0.00 1.800																					
Dan Osinski, R ERA: 3.14 (7, 1)	2.0 9 2 0 0 1 2 0 0 0 0 0 9 17 0.00 2.000																					
Phil Niekro, R ERA: 3.64 (9, 1)	1.0 3 0 0 0 0 1 0 0 0 0 0 0 5 5 0.00 0.000																					



Batter	1	2	3	4	5	6	7	8	9	AB	R	H	RBI	BB	SO	LOB					
Felipe Alou, R OBP: 0.340, SLG: 0.520 (1, 7) X	0-0 F8 1B		0-0 F8		0-0 FC6-4 1B		0-0 F7		0-0 E6 FC5-4	5	0	2	0	0	0	3					
Ty Cline, L OBP: 0.276, SLG: 0.278 (1, 8) X	0-0 L9 1B		0-0 L6-3		0-0 L8		0-0 L4-3		0-0 L7	5	1	0	1	0	0	5					
Hank Aaron, R OBP: 0.388, SLG: 0.572 (1, 9) X	0-0 3-H 1B			0-0 F7	0-0 FC6-4 1-2f		4-0 BB BB		0-0 FC5-4 1-2f 2-3	4	0	1	1	1	0	4					
Eddie Mathews, L OBP: 0.339, SLG: 0.455 (1, 5) X	0-0 F5			0-0 BB 1B		0-0 F8	4-0 BB BB	1-2 BB	0-3 K	4	0	1	0	1	1	3					
Joe Torre, R OBP: 0.392, SLG: 0.541 (1, 2) X	0-0 F7			4-0 1-2 BB		0-3 K	0-3 K			3	0	0	0	1	2	4					
Denis Menke, R OBP: 0.326, SLG: 0.480 (1, 3) (5, 6) X		0-0 F6		0-0 F5		0-0 1B		0-0 5-3		4	0	1	0	0	0	2					
Frank Bolling, R OBP: 0.293, SLG: 0.348 (1, 4) X Dick Kelley, R (5, 1) Don Dillard, L (6, PH) Dan Osinski, R (7, 1) Mack Jones, L (8, PH) Phil Nietro, R (9, 1)		0-0 1-3		0-0 F8		0-0 F8		0-0 4-3		2	0	0	0	0	0	2					
Woody Woodward, R OBP: 0.231, SLG: 0.232 (1, 6) (5, 4) S		0-3 K			0-0 1-3		0-0 2B L4-3 1B	0-0 5-3		4	1	1	0	0	1	0					
Hank Fischer, R OBP: 0.143, SLG: 0.143 (1, 1) X Bob Sadowski, R OBP: 0.143, SLG: 0.100 (2, 1) B Gene Oliver, R OBP: 0.345, SLG: 0.431 (5, 3) B			0-0 F8		4-0 1B BB		0-0 L4-3 2B		0-0 E5 FC5-4 E	0	0	0	0	0	0	0					
Inning Stats	R: 1 E: 1 K: 0 S: 5	H: 2 LOB: 1 BB: 0 P: 5	R: 0 E: 0 K: 1 S: 5	H: 0 LOB: 0 BB: 0 P: 5	R: 0 E: 0 K: 0 S: 3	H: 0 LOB: 0 BB: 0 P: 3	R: 0 E: 0 K: 0 S: 4	H: 1 LOB: 2 BB: 1 P: 8	R: 0 E: 0 K: 1 S: 6	H: 1 LOB: 1 BB: 0 P: 6	R: 1 E: 0 K: 1 S: 7	H: 2 LOB: 3 BB: 2 P: 15	R: 0 E: 0 K: 0 S: 3	H: 0 LOB: 0 BB: 0 P: 3	R: 0 E: 2 K: 1 S: 7	H: 0 LOB: 2 BB: 0 P: 7	1B: 6 2B: 1 3B: 0 HR: 0	SF: 0 SAC: 0 DP: 0 HBP: 0	WP: 0 PB: 0 SB: 0 CS: 0	PA: 40	
PITCHER Bob Shaw, R ERA: 2.23 (1, 1)	IP 9.0	WLS W	BF 40	H 7	R 2	ER 1	SO 4	BB 4	IBB 0	HBP 0	BLK 0	WP 0	HR 0	S 44	P 60	ERA 1.00	WHIP 1.222				

BOTTOM

San Francisco Giants @ Milwaukee Braves
Milwaukee County Stadium, Milwaukee, WI

livebaseballscorecards.com

AB	36
R	2
H	7
RBI	2
BB	4
SO	4
LOB	24



Fri Jul 30 1965, 8:05 PM EDT
Att. 6,787 - Unknown

Batter	1	2	3	4	5	6	7	8	9	AB R H RBI BB SO LOB	TOP		
Dick Schofield, S (1, 6) OBP: 0.292, SLG: 0.275	0-0 L1		0-0 F3		0-0 F8			0-0 4-3		4 0 0 0 0 0 1	San Francisco Giants @ Milwaukee Braves Milwaukee County Stadium, Milwaukee, WI Sat Jul 31 1965, 4:33 AM EDT Att. 5,796 - Unknown livebaseballscorecards.com		
Jim Davenport, R (1, 5) OBP: 0.301, SLG: 0.365	0-3 K		0-3 K			0-0 F9		0-3 K		4 0 0 0 0 3 0			
Willie Mays, R (1, 8) OBP: 0.383, SLG: 0.593	0-3 K		0-0 F8			0-0 6-3		0-0 F8		4 0 0 0 0 1 0			
Jim Ray Hart, R (1, 7) OBP: 0.330, SLG: 0.429 Matty Alou, L (8, 7) OBP: 0.286, SLG: 0.307		0-0 5-3 PB 2B 1B		0-0 F2		0-0 HR		0-0 E 1-3 1B		3 2 2 1 0 0 0 1 0 1 0 0 0 0			
Willie McCovey, L (1, 3) OBP: 0.400, SLG: 0.561		0-0 5-3 1-3		0-3 K		0-0 F8		0-0 F2		4 0 0 0 0 1 2			
Jesus Alou, R (1, 9) OBP: 0.318, SLG: 0.412		0-0 1B 2B		0-0 5-3			0-0 6-3		0-0 1-3 1-2	4 1 1 1 0 0 1			
Hal Lanier, R (1, 4) OBP: 0.275, SLG: 0.284		0-0 2-H 1B		0-0 3-1			0-0 E 1B		0-0 E6 2-3	4 0 2 1 0 0 1			
Dick Bertell, R (1, 2) OBP: 0.280, SLG: 0.229		0-3 K		0-3 K			0-0 E5 G6-3 1-2		0-3 K	4 0 0 0 0 3 4			
Juan Marichal, R (1, 1) OBP: 0.194, SLG: 0.185		0-0 F7		0-0 1B			0-0 G6-3 1-2f			3 0 1 0 0 0 3			
Inning Stats	R: 0 E: 0 K: 2 S: 7 H: 0 LOB: 0 BB: 0 P: 7	R: 2 E: 0 K: 1 S: 8 H: 3 LOB: 1 BB: 0 P: 8	R: 0 E: 0 K: 1 S: 5 H: 0 LOB: 0 BB: 0 P: 5	R: 0 E: 0 K: 1 S: 5 H: 0 LOB: 0 BB: 0 P: 5	R: 0 E: 0 K: 1 S: 6 H: 1 LOB: 1 BB: 0 P: 6	R: 1 E: 0 K: 0 S: 4 H: 1 LOB: 0 BB: 0 P: 4	R: 0 E: 1 K: 0 S: 4 H: 1 LOB: 1 BB: 0 P: 4	R: 0 E: 0 K: 1 S: 5 H: 0 LOB: 0 BB: 0 P: 5	R: 0 E: 1 K: 1 S: 7 H: 1 LOB: 2 BB: 0 P: 7	1B: 5 2B: 1 3B: 0 HR: 1 SF: 0 SAC: 0 DP: 1 HBP: 0	WP: 0 PB: 1 SB: 0 CS: 0 PA: 35		
PITCHER	IP WLS BF H R ER SO BB IBB HBP BLK WP HR S P ERA WHIP											PITCHER	IP WLS BF H R ER SO BB IBB HBP BLK WP HR S P ERA WHIP
Denny Lemaster, L (1, 1) ERA: 5.79	6.0 L 23 5 3 3 6 0 0 0 0 0 0 1 35 35 4.50 0.833												
Dan Osinski, R (7, 1) ERA: 3.02	2.0 7 1 0 0 1 0 0 0 0 0 0 0 9 9 0.00 0.500												
Billy O'Dell, L (9, 1) ERA: 2.08	1.0 5 1 0 0 1 0 0 0 0 0 0 0 7 7 0.00 1.000												



Batter	1	2	3	4	5	6	7	8	9	AB R H RBI BB SO LOB
Felipe Alou, R OBP: 0.341, SLG: 0.520 (1, 8) x	0-0 6-3			0-3 K		0-0 1B			0-0 F9 PB 6-3 1B	4 1 2 0 0 1 0
Eddie Mathews, L OBP: 0.336, SLG: 0.450 (1, 5) x	0-0 3-1			0-3 K		0-0 F8			0-0 F9 1-3	4 0 0 0 0 1 2
Hank Aaron, R OBP: 0.384, SLG: 0.566 (1, 9) x	0-0 4-3			0-3 K			0-0 F7		0-0 6-3 3-H	4 0 0 1 0 1 0
Joe Torre, R OBP: 0.391, SLG: 0.537 (1, 2) x		0-0 F8			0-0 1B		0-3 K		0-0 6-3	4 0 1 0 0 1 0
Gene Oliver, R OBP: 0.340, SLG: 0.425 (1, 3) x		0-0 F9			0-0 F9		0-0 6-3			3 0 0 0 0 0 1
Rico Carty, R OBP: 0.355, SLG: 0.500 (1, 7) x		0-3 K			0-0 F9			0-0 F7		3 0 0 0 0 1 1
Denis Menke, R OBP: 0.319, SLG: 0.469 (1, 6) x			0-0 F7		0-0 F9			0-0 F8		3 0 0 0 0 0 1
Frank Bolling, R OBP: 0.290, SLG: 0.345 (1, 4) x			0-0 6-3			0-0 1-3		0-0 E9		3 0 0 0 0 0 0
Denny Lemaster, R OBP: 0.192, SLG: 0.200 (1, 1) x			0-3 K			0-0 L6-3		0-0 3-1		1 0 0 0 0 1 0
Ty Cline, L OBP: 0.274, SLG: 0.276 (6, PH)										1 0 0 0 0 0 0
Dan Osinski, R OBP: 0.333, SLG: 0.333 (7, 1)										0 0 0 0 0 0 0
Mack Jones, L OBP: 0.330, SLG: 0.518 (8, PH)										1 0 0 0 0 0 1
Billy O'Dell, S OBP: 0.188, SLG: 0.250 (9, 1)										0 0 0 0 0 0 0

Inning Stats	R: 0 E: 0 K: 0 S: 3	H: 0 LOB: 0 BB: 0 P: 3	R: 0 E: 0 K: 1 S: 5	H: 0 LOB: 0 BB: 0 P: 5	R: 0 E: 0 K: 1 S: 5	H: 0 LOB: 0 BB: 0 P: 5	R: 0 E: 0 K: 3 S: 9	H: 0 LOB: 0 BB: 0 P: 9	R: 0 E: 0 K: 0 S: 4	H: 1 LOB: 1 BB: 0 P: 4	R: 0 E: 0 K: 0 S: 4	H: 1 LOB: 1 BB: 0 P: 4	R: 0 E: 0 K: 1 S: 5	H: 0 LOB: 0 BB: 0 P: 5	R: 0 E: 1 K: 0 S: 4	H: 0 LOB: 1 BB: 0 P: 4	R: 1 E: 0 K: 0 S: 4	H: 1 LOB: 0 BB: 0 P: 4	1B: 3 2B: 0 3B: 0 HR: 0	SF: 0 SAC: 0 DP: 0 HBP: 0
--------------	------------------------------	---------------------------------	------------------------------	---------------------------------	------------------------------	---------------------------------	------------------------------	---------------------------------	------------------------------	---------------------------------	------------------------------	---------------------------------	------------------------------	---------------------------------	------------------------------	---------------------------------	------------------------------	---------------------------------	----------------------------------	------------------------------------

PITCHER	IP	WLS	BF	H	R	ER	SO	BB	IBB	HBP	BLK	WP	HR	S	P	ERA	WHIP	PITCHER	IP	WLS	BF	H	R	ER	SO	BB	IBB	HBP	BLK	WP	HR	S	P	ERA	WHIP	
Juan Marichal, R ERA: 1.6 (1, 1)	9.0	W	31	3	1	0	6	0	0	0	0	0	0	43	43	0.00	0.333																			

BOTTOM

San Francisco Giants @ Milwaukee Braves
Milwaukee County Stadium, Milwaukee, WI
 Sat Jul 31 1965, 4:33 AM EDT
 Att. 5,796 - Unknown

AB	31
R	1
H	3
RBI	1
BB	0
SO	6
LOB	6



WP: 0	PA: 31
PB: 1	
SB: 0	
CS: 0	

Batter	1	2	3	4	5	6	7	8	9	AB R H RBI BB SO LOB	TOP											
Dick Schofield, S (1, 6) OBP: 0.292, SLG: 0.277	0-0 4-3		0-3 K		0-0 4-3		0-0 1B 2B			4 1 1 0 0 1 0	San Francisco Giants @ Milwaukee Braves Milwaukee County Stadium, Milwaukee, WI Sun Aug 01 1965, 4:33 AM EDT Unknown livebaseballscorecards.com											
Jim Davenport, R (1, 5) OBP: 0.300, SLG: 0.363	0-3 K		0-0 F9			0-0 F9	0-0 2-H 1B			4 0 1 1 0 1 0												
Willie Mays, R (1, 8) OBP: 0.387, SLG: 0.598	0-0 1B			0-0 S 1B		0-0 1B 2B	0-0 F2			4 1 3 0 0 0 1												
Willie McCovey, L (1, 3) OBP: 0.396, SLG: 0.554	0-3 K			0-3 K 1-2		0-0 F2		0-0 G3		4 0 0 0 0 2 3												
Jim Ray Hart, R (1, 7) OBP: 0.332, SLG: 0.429		H 1-0 HBP		0-0 F8		0-0 1B 2-H 1B		0-0 4-3		0 0 0 0 0 0 0												
Jesus Alou, R (2, PR) OBP: 0.318, SLG: 0.412										3 0 1 1 0 0 1												
Len Gabrielson, L (1, 9) OBP: 0.369, SLG: 0.410		0-3 K		4-0 BB		0-0 1-3 1B		0-0 F6		3 0 1 0 0 1 1												
Tom Haller, L (1, 2) OBP: 0.322, SLG: 0.355				0-0 F8		0-0 1-3		0-0 F6		4 0 0 0 0 0 5												
Hal Lanier, R (1, 4) OBP: 0.273, SLG: 0.281										3 0 0 0 0 0 1												
Matty Alou, L (9, PH) OBP: 0.285, SLG: 0.306										1 0 0 0 0 0 0												
Ron Herbel, R (1, 1) OBP: 0.080, SLG: 0.042										1 0 0 0 0 0 0												
Masanori Murakami, L (4, 1) OBP: 0.143, SLG: 0.143										1 0 0 0 0 1 0												
Bob Burda, L (7, PH) OBP: 0.095, SLG: 0.100										1 0 0 0 0 0 0												
Warren Spahn, L (7, 1) OBP: 0.283, SLG: 0.135										0 0 0 0 0 0 0												
Cap Peterson, R (9, PH) OBP: 0.313, SLG: 0.423										1 0 0 0 0 0 0												
Inning Stats	R: 0 E: 0 K: 2 S: 8	H: 1 LOB: 1 BB: 0 P: 8	R: 0 E: 0 K: 1 S: 5	H: 0 LOB: 1 BB: 0 P: 6	R: 0 E: 0 K: 1 S: 5	H: 0 LOB: 0 BB: 0 P: 5	R: 0 E: 0 K: 1 S: 5	H: 1 LOB: 2 BB: 1 P: 10	R: 0 E: 0 K: 1 S: 5	H: 0 LOB: 0 BB: 0 P: 5	R: 1 E: 0 K: 0 S: 6	H: 3 LOB: 2 BB: 0 P: 6	R: 1 E: 0 K: 0 S: 5	H: 2 LOB: 1 BB: 0 P: 5	R: 0 E: 0 K: 0 S: 3	H: 0 LOB: 0 BB: 0 P: 3	R: 0 E: 0 K: 0 S: 3	H: 0 LOB: 0 BB: 0 P: 3	1B: 5 2B: 2 3B: 0 HR: 0	SF: 0 SAC: 0 DP: 0 HBP: 1	WP: 0 PB: 0 SB: 1 CS: 0	PA: 36
PITCHER Tony Cloninger, R (1, 1) ERA: 3.66	IP 9.0 WLS W BF 36 H 7 R 2 ER 2 SO 6 BB 1 IBB 0 HBP 1 BLK 0 WP 0 HR 0 S 46 P 51 ERA 2.00 WHIP 0.889											PITCHER	IP WLS BF H R ER SO BB IBB HBP BLK WP HR S P ERA WHIP									



Batter	1	2	3	4	5	6	7	8	9	AB	R	H	RBI	BB	SO	LOB
Felipe Alou, R OBP: 0.343, SLG: 0.519 (1, 7) X	0-0 HR 1B	0-0 FC5-4 1-2f 2-3		0-0 1-2 2-H 1B			0-0 E1 G4-6-3			4	1	2	1	0	0	2
Mack Jones, L OBP: 0.329, SLG: 0.524 (1, 8) X	0-0 HR 1B	0-3 K		0-0 F6			0-0 G4-6-3 1-2f			4	1	1	2	0	1	5
Hank Aaron, R OBP: 0.383, SLG: 0.565 (1, 9) X	0-0 5-3		0-0 1-3	0-3 K			0-0 PB WP 2B			4	1	1	0	0	1	2
Joe Torre, R OBP: 0.389, SLG: 0.532 (1, 2) X	0-0 F8		0-0 F8		0-0 F8		4-0 WP IBB			3	0	0	0	1	0	0
Eddie Mathews, L OBP: 0.337, SLG: 0.447 (1, 5) B B B B B	4-0 BB		4-0 FC6-4 BB		0-0 4-3		0-0 F9 1-2 2-H			2	0	0	0	2	0	1
Gene Oliver, R OBP: 0.335, SLG: 0.417 (1, 3) X	0-0 F8		0-0 FC6-4 1-2f		0-3 K			0-0 F8		4	0	0	0	0	1	2
Denis Menke, R OBP: 0.310, SLG: 0.455 (1, 6) X		0-0 F7		0-0 F8		0-0 F5		0-0 5-3		4	0	0	0	0	0	0
Woody Woodward, R OBP: 0.231, SLG: 0.232 (9, 6) X										0	0	0	0	0	0	0
Frank Bolling, R OBP: 0.295, SLG: 0.350 (1, 4) X		0-0 FC5-4 E 1B		0-0 1B 1B		0-0 F4		0-0 FC6-4 1B		4	1	3	0	0	0	0
Tony Cloninger, R OBP: 0.185, SLG: 0.277 (1, 1) X		0-0 E1 FC5-4 1-2		0-0 1B 1B		0-0 F4		0-0 FC6-4 1-2f		4	0	1	0	0	0	2

Inning Stats	R: 2	H: 2	E: 0	K: 5	S: 5	LOB: 1	BB: 1	P: 9	R: 0	H: 1	E: 1	K: 1	S: 7	LOB: 2	BB: 0	P: 7	R: 0	H: 0	E: 0	K: 0	S: 3	LOB: 1	BB: 1	P: 7	R: 1	H: 3	E: 0	K: 1	S: 8	LOB: 2	BB: 0	P: 8	R: 0	H: 0	E: 0	K: 1	S: 5	LOB: 0	BB: 0	P: 5	R: 0	H: 0	E: 0	K: 0	S: 3	LOB: 0	BB: 0	P: 3	R: 1	H: 1	E: 1	K: 0	S: 4	LOB: 1	BB: 1	P: 8	R: 0	H: 1	E: 0	K: 0	S: 4	LOB: 1	BB: 0	P: 4
1B: 6	SF: 0	2B: 1	SAC: 0	3B: 0	DP: 1	HR: 1	HBP: 0	WP: 1	PA: 36	1B: 6	SF: 0	2B: 1	SAC: 0	3B: 0	DP: 1	HR: 1	HBP: 0	WP: 1	PA: 36	1B: 6	SF: 0	2B: 1	SAC: 0	3B: 0	DP: 1	HR: 1	HBP: 0	WP: 1	PA: 36	1B: 6	SF: 0	2B: 1	SAC: 0	3B: 0	DP: 1	HR: 1	HBP: 0	WP: 1	PA: 36	1B: 6	SF: 0	2B: 1	SAC: 0	3B: 0	DP: 1	HR: 1	HBP: 0	WP: 1	PA: 36															

BOTTOM

San Francisco Giants @ Milwaukee Braves
Milwaukee County Stadium, Milwaukee, WI

Sun Aug 01 1965, 4:33 AM EDT
Unknown

livebaseballscorecards.com

AB	33
R	4
H	8
RBI	3
BB	3
SO	3
LOB	14



PITCHER	IP	WLS	BF	H	R	ER	SO	BB	IBB	HBP	BLK	WP	HR	S	P	ERA	WHIP
Ron Herbel, R ERA: 3.78 (1, 1)	3.1	L	19	6	3	3	1	2	0	0	0	0	1	19	27	8.10	2.400
Masanori Murakami, L ERA: 4.17 (4, 1)	2.2		8	0	0	0	2	0	0	0	0	0	0	12	12	0.00	0.000
Warren Spahn, L ERA: 4.26 (7, 1)	2.0		9	2	1	0	0	0	1	0	0	1	0	8	12	0.00	1.000

Batter	1	2	3	4	5	6	7	8	9	AB R H RBI BB SO LOB	TOP
Dick Schofield, S (1, 6) OBP: 0.293, SLG: 0.277	0-0 F7	0-0 G5-4-3			0-0 F7		4-0 BB		0-0 1B	4 0 1 0 1 0 1	San Francisco Giants @ Milwaukee Braves Milwaukee County Stadium, Milwaukee, WI Sun Aug 01 1965, 4:38 AM EDT Att: 14,864 - Unknown
Jim Davenport, R (1, 5) OBP: 0.302, SLG: 0.369	0-0 1B 2B		0-0 G3-6 1B		0-0 6-3		0-0 F9		0-0 L8	5 1 2 0 0 0 3	
Willie Mays, R (1, 8) OBP: 0.388, SLG: 0.596 Ken Henderson, S (8, 8) OBP: 0.278, SLG: 0.200	0-0 BB 1B SF9 1B		0-3 K		0-0 FC5 1B 1B				0-0 L8	4 1 2 0 0 1 1 0 0 0 0 0 0 0	
Jesus Alou, R (1, 9) OBP: 0.317, SLG: 0.410	0-0 SF9 BB 1B		0-0 G3-6		0-0 F8				0-0 F7	4 0 1 1 0 0 2	
Willie McCovey, L (1, 3) OBP: 0.394, SLG: 0.549	4-0 1-2 2-3 BB			0-0 1-3		0-3 K			0-0 3-1	3 0 0 0 1 1 1	
Cap Peterson, R (1, 7) OBP: 0.310, SLG: 0.420	0-0 SF9			0-0 F5		0-0 1B			0-0 F7	3 0 1 1 0 0 0	
Hal Lanier, R (1, 4) OBP: 0.275, SLG: 0.284	0-0 F9			0-0 1B		0-0 FC5			0-0 5-3 1B 1B	4 1 2 0 0 0 4	
Dick Bertell, R (1, 2) OBP: 0.270, SLG: 0.220		0-0 5-3		0-0 F9		0-0 F4			0-0 5-3	4 0 0 0 0 0 2	
Jack Sanford, R (1, 1) OBP: 0.192, SLG: 0.125 Bobby Bolin, R (4, 1) OBP: 0.130, SLG: 0.130 Jim Ray Hart, R (9, PH) OBP: 0.333, SLG: 0.431		0-0 G5-4-3 1B			0-0 6-3		0-0 6-3		0-0 1B 1B	1 0 1 0 0 0 0 2 0 0 0 0 0 0 1 0 1 1 0 0 0	
Inning Stats	R: 2 H: 3 E: 0 LOB: 2 K: 0 BB: 1 S: 6 P: 10	R: 0 H: 1 E: 0 LOB: 0 K: 0 BB: 0 S: 3 P: 3	R: 0 H: 1 E: 0 LOB: 0 K: 1 BB: 0 S: 5 P: 5	R: 0 H: 1 E: 0 LOB: 1 K: 0 BB: 0 S: 4 P: 4	R: 0 H: 0 E: 0 LOB: 0 K: 0 BB: 0 S: 3 P: 3	R: 0 H: 2 E: 0 LOB: 2 K: 1 BB: 0 S: 7 P: 7	R: 0 H: 0 E: 0 LOB: 1 K: 0 BB: 1 S: 3 P: 7	R: 0 H: 0 E: 0 LOB: 0 K: 0 BB: 0 S: 3 P: 3	R: 1 H: 3 E: 0 LOB: 2 K: 0 BB: 0 S: 6 P: 6	1B: 10 SF: 1 2B: 1 SAC: 0 3B: 0 DP: 2 HR: 0 HBP: 0	WP: 0 PA: 38 PB: 0 SB: 0 CS: 0
PITCHER Wade Blasingame, L (1, 1) ERA: 3.24 Billy O'Dell, L (9, 1) ERA: 2.07	IP WLS BF H R ER SO BB IBB HBP BLK WP HR S P ERA WHIP	8.2 W 37 11 3 3 2 2 0 0 0 0 0 0 39 47 3.12 1.500	0.1 S 1 0 0 0 0 0 0 0 0 0 0 0 1 1 0.00 0.000								

AB	35
R	3
H	11
RBI	3
BB	2
SO	2
LOB	14



Batter	1	2	3	4	5	6	7	8	9	AB	R	H	RBI	BB	SO	LOB
--------	---	---	---	---	---	---	---	---	---	----	---	---	-----	----	----	-----

Felipe Alou, R <small>(1, 7) OBP: 0.344, SLG: 0.518</small>	4-0 	0-0 6-3 		0-0 WP 1B 		0-3 K 				3	1	1	1	1	1	1
Mack Jones, L <small>(1, 8) OBP: 0.329, SLG: 0.522</small> Ty Cline, L <small>(7, 8) OBP: 0.273, SLG: 0.275</small>	0-0 F8 		0-3 K 	0-0 1-H 1B 			0-0 F5 			3	0	1	1	0	1	1
Hank Aaron, R <small>(1, 9) OBP: 0.387, SLG: 0.567</small>	0-0 1-2 1B 		0-0 1B HR 1B 	0-0 F8 			0-0 S 1B 			4	1	3	0	0	0	1
Joe Torre, R <small>(1, 3) OBP: 0.388, SLG: 0.529</small>	0-0 F4 		0-0 1-2 HR 1B 	0-0 F9 			0-3 K 1-2 			4	1	1	0	0	1	4
Eddie Mathews, L <small>(1, 5) OBP: 0.337, SLG: 0.454</small>	0-0 4-3 		0-0 1-H 2-H HR 		0-0 3-1 		0-0 F9 			4	1	1	3	0	0	3
Gene Oliver, R <small>(1, 2) OBP: 0.333, SLG: 0.427</small>		0-0 HR 	0-3 K 		0-3 K 		0-0 F7 			4	1	1	1	0	2	0
Denis Menke, R <small>(1, 6) OBP: 0.308, SLG: 0.451</small> Woody Woodward, R <small>(3, 6) OBP: 0.233, SLG: 0.234</small>		0-0 F7 	0-0 6-3 		0-3 K 		0-0 1B CS 1B 			1	0	0	0	0	0	0
Frank Bolling, R <small>(1, 4) OBP: 0.300, SLG: 0.357</small>		0-0 4-3 1B 		0-0 4-3 1B 2B 		0-0 F5 		0-0 CS 1B 		4	1	3	0	0	0	0
Wade Blasingame, L <small>(1, 1) OBP: 0.226, SLG: 0.328</small> Billy O'Dell, S <small>(9, 1) OBP: 0.188, SLG: 0.250</small>		0-0 4-3 1-2 		0-0 4-3 2-3 		0-3 K 		0-0 F7 1-2 3-H 		4	0	0	0	0	1	4
										0	0	0	0	0	0	0

Inning Stats	R: 0	H: 1	E: 0	LOB: 2	K: 0	BB: 1	S: 4	P: 8	R: 1	H: 2	E: 0	LOB: 1	K: 0	BB: 0	S: 5	P: 5	R: 3	H: 3	E: 0	LOB: 0	K: 2	BB: 0	S: 10	P: 10	R: 2	H: 3	E: 0	LOB: 1	K: 0	BB: 0	S: 6	P: 6	R: 0	H: 0	E: 0	LOB: 0	K: 2	BB: 0	S: 7	P: 7	R: 0	H: 0	E: 0	LOB: 0	K: 2	BB: 0	S: 7	P: 7	R: 0	H: 1	E: 0	LOB: 1	K: 1	BB: 0	S: 6	P: 6	R: 0	H: 2	E: 0	LOB: 1	K: 0	BB: 0	S: 4	P: 4
--------------	------	------	------	--------	------	-------	------	------	------	------	------	--------	------	-------	------	------	------	------	------	--------	------	-------	-------	-------	------	------	------	--------	------	-------	------	------	------	------	------	--------	------	-------	------	------	------	------	------	--------	------	-------	------	------	------	------	------	--------	------	-------	------	------	------	------	------	--------	------	-------	------	------

PITCHER	IP	WLS	BF	H	R	ER	SO	BB	IBB	HBP	BLK	WP	HR	S	P	ERA	WHIP
Jack Sanford, R <small>(1, 1) ERA: 4.2</small>	3.0	L	17	7	5	5	2	1	0	0	0	0	2	20	24	15.00	2.667
Bobby Bolin, R <small>(4, 1) ERA: 2.28</small>	5.0		19	5	1	1	5	0	0	0	0	1	0	29	29	1.80	1.000

BOTTOM

San Francisco Giants @ Milwaukee Braves
 Milwaukee County Stadium, Milwaukee, WI
 Sun Aug 01 1965, 4:38 AM EDT
 Att. 14,864 - Unknown

AB	35
R	6
H	12
RBI	6
BB	1
SO	7
LOB	14



WP	PA	3B	SF	SAC	DP	HBP	CS
1	36	0	0	0	0	0	2

livebaseballscores.com

Batter	1	2	3	4	5	6	7	8	9	AB R H RBI BB SO LOB	TOP	
Jesus Alou, R (1, 9) OBP: 0.319, SLG: 0.413	0-0 FC8-5 2B		0-0 E4 1-3 2-H 1B			0-0 F6		0-0 F2		4 0 2 0 0 0 1	San Francisco Giants @ Milwaukee Braves Milwaukee County Stadium, Milwaukee, WI Mon Aug 02 1965, 8:05 PM EDT Att. 6,293 - Unknown livebaseballscorecards.com	
Jim Davenport, R (1, 5) OBP: 0.297, SLG: 0.361	0-3 K		0-0 F2			0-3 K		0-3 K		4 0 0 0 0 3 4		
Willie Mays, R (1, 8) OBP: 0.387, SLG: 0.601	0-0 FC8-5 2-3		0-0 F8			0-0 HR			0-0 F3	4 1 1 1 0 0 3		
Willie McCovey, L (1, 3) OBP: 0.393, SLG: 0.545		0-0 G3-6-3 1B			0-0 6-3	0-3 K			0-0 F6	4 0 1 0 0 1 0		
Jim Ray Hart, R (1, 7) OBP: 0.330, SLG: 0.426		0-0 F9			0-0 F5		0-0 5-3		0-0 3-1	4 0 0 0 0 0 1		
Tom Haller, L (1, 2) OBP: 0.319, SLG: 0.351		0-0 G3-6-3 1-2f			0-0 1-3		0-3 K			3 0 0 0 0 1 1		
Dick Schofield, S (1, 6) OBP: 0.294, SLG: 0.275			4-0 1B E BB			0-0 F2		0-0 4-3		2 1 0 0 1 0 0		
Hal Lanier, R (1, 4) OBP: 0.274, SLG: 0.282 Matty Alou, L (8, PH) OBP: 0.284, SLG: 0.304 Bob Schroder, L (8, 4) OBP: 0.333, SLG: 0.250			0-0 F9			0-0 F8		0-0 4-3		2 0 0 0 0 0 1 1 0 0 0 0 0 0 0 0 0 0 0 0 0		
Gaylord Perry, R (1, 1) OBP: 0.175, SLG: 0.145 Len Gabrielson, L (8, PH) OBP: 0.373, SLG: 0.414 Frank Linzy, R (8, 1) OBP: 0.222, SLG: 0.556			0-0 E 1-2 1B			0-0 1-3		0-0 1B		2 0 1 0 0 0 0 1 0 1 0 0 0 0 0 0 0 0 0 0 0		
Inning Stats	R: 0 H: 1 E: 0 LOB: 0 K: 1 BB: 0 S: 5 P: 5	R: 0 H: 1 E: 0 LOB: 0 K: 0 BB: 0 S: 3 P: 3	R: 1 H: 2 E: 1 LOB: 2 K: 0 BB: 1 S: 5 P: 9	R: 0 H: 0 E: 0 LOB: 0 K: 0 BB: 0 S: 3 P: 3	R: 0 H: 0 E: 0 LOB: 0 K: 0 BB: 0 S: 3 P: 3	R: 1 H: 1 E: 0 LOB: 0 K: 2 BB: 0 S: 8 P: 8	R: 0 H: 0 E: 0 LOB: 0 K: 1 BB: 0 S: 5 P: 5	R: 0 H: 1 E: 0 LOB: 1 K: 1 BB: 0 S: 6 P: 6	R: 0 H: 0 E: 0 LOB: 0 K: 0 BB: 0 S: 3 P: 3	1B: 4 SF: 0 2B: 2 SAC: 0 3B: 0 DP: 2 HR: 1 HBP: 0	WP: 0 PA: 32 PB: 0 SB: 0 CS: 0	
PITCHER Ken Johnson, R (1, 1) ERA: 3.35	IP WLS BF H R ER SO BB IBB HBP BLK WP HR S P ERA WHIP	9.0 W 32 6 2 1 5 1 0 0 0 0 0 1 41 45 1.00 0.778										



Batter	1	2	3	4	5	6	7	8	9	AB	R	H	RBI	BB	SO	LOB
--------	---	---	---	---	---	---	---	---	---	----	---	---	-----	----	----	-----

Felipe Alou, R (1, 7) <small>OBP: 0.344, SLG: 0.515</small>	0-0 F5		0-0 6-3	0-0 1B			0-0 4-3			4	0	1	1	0	0	0
Mack Jones, L (1, 8) <small>OBP: 0.331, SLG: 0.526</small> Ty Cline, L (8, 8) <small>OBP: 0.273, SLG: 0.275</small>	0-0 1B		0-0 2B	0-0 F6			0-3 K			4	0	2	0	0	1	2
Hank Aaron, R (1, 9) <small>OBP: 0.383, SLG: 0.561</small>	0-3 K		0-3 K		0-0 F7		0-0 6-3			4	0	0	0	0	2	2
Joe Torre, R (1, 3) <small>OBP: 0.386, SLG: 0.525</small>	0-0 4-3			0-0 E 2B 1B	0-0 1-3			0-0 5-3		4	1	1	0	0	0	1
Eddie Mathews, L (1, 5) <small>OBP: 0.336, SLG: 0.451</small>		0-0 1B		0-0 F9	0-0 1-3			0-0 6-3		4	0	1	0	0	0	1
Gene Oliver, R (1, 2) <small>OBP: 0.336, SLG: 0.426</small>		0-3 K		0-0 E7 2B 1B		0-0 F5		4-0 WP BB		3	1	1	0	1	1	
Frank Bolling, R (1, 4) <small>OBP: 0.303, SLG: 0.356</small>		0-0 F3		4-0 2B IBB		4-0 BB BB BB		0-0 WP		2	1	0	0	2	0	2
Woody Woodward, R (1, 6) <small>OBP: 0.231, SLG: 0.232</small> Jesse Gonder, L (4, PH) <small>OBP: 0.314, SLG: 0.404</small> Tony Cloninger, R (4, PR) <small>OBP: 0.185, SLG: 0.277</small> Denis Menke, R (5, 6) <small>OBP: 0.306, SLG: 0.448</small>		0-3 K		0-0 1B 2B		0-0 F4				1	0	0	0	0	1	1
Ken Johnson, R (1, 1) <small>OBP: 0.109, SLG: 0.145</small>			0-3 K	0-0 5-3		0-3 K				1	0	1	3	0	0	0
				1-H 2-H 3-H						0	1	0	0	0	0	0
				1-H						2	1	0	0	2	0	2
				1-H						1	0	0	0	0	0	1
										3	0	0	0	0	2	2

BOTTOM

San Francisco Giants @ Milwaukee Braves
Milwaukee County Stadium, Milwaukee, WI

AB	31
R	4
H	7
RBI	4
BB	3
SO	7
LOB	13



WP: 1	PA: 34
PB: 0	
SB: 1	
CS: 0	

Inning Stats	R	H	E	K	S	R	H	E	K	S	R	H	E	K	S	R	H	E	K	S	R	H	E	K	S	R	H	E	K	S																					
	0	1	0	1	6	0	1	0	2	8	0	1	0	2	7	0	1	0	0	8	4	4	1	0	11	0	0	0	3	0	0	0	9	0	0	0	5	0	0	0	6	0	0	0	6	0	0	6	0	0	6

PITCHER	IP	WLS	BF	H	R	ER	SO	BB	IBB	HBP	BLK	WP	HR	S	P	ERA	WHIP
Gaylord Perry, R (1, 1) <small>ERA: 3.97</small>	7.0	L	30	7	4	4	7	1	1	0	0	0	0	42	50	5.14	1.143
Frank Linzy, R (8, 1) <small>ERA: 1.58</small>	1.0		4	0	0	0	0	1	0	0	0	1	0	2	6	0.00	1.000

Mon Aug 02 1965, 8:05 PM EDT
 Att. 6,293 - Unknown

livebaseballscores.com

Batter	1	2	3	4	5	6	7	8	9	10	11	AB R H RBI BB SO LOB	TOP				
Dick Schofield, S OBP: 0.292, SLG: 0.273 (1, 6)	F8		4-3		3-1			F8			K	6 0 1 0 0 1 5					
Jesus Alou, R OBP: 0.315, SLG: 0.408 (1, 9)	1-3		1-3			F4		4-3			FC1-6 1B E	5 1 0 0 0 0 2					
Willie Mays, R OBP: 0.384, SLG: 0.595 (1, 8)	K				F7	F7		6-3			E 1B	5 1 1 0 0 1 0					
Willie McCovey, L OBP: 0.395, SLG: 0.552 (1, 3)												3 3 1 1 2 1 0					
Jim Ray Hart, R OBP: 0.331, SLG: 0.431 (1, 5)												5 1 2 1 0 1 1					
Len Gabrielson, L OBP: 0.367, SLG: 0.403 (1, 7)												4 0 0 0 1 3 2					
Tom Haller, L OBP: 0.317, SLG: 0.348 (1, 2)												5 0 1 1 0 0 0					
Hal Lanier, R OBP: 0.271, SLG: 0.279 Jim Davenport, R OBP: 0.300, SLG: 0.361 (1, 4) (10, 4)												4 0 0 0 0 2 0 0 0 0 0 1 0 0					
Bob Shaw, R OBP: 0.163, SLG: 0.146 Frank Linzy, R OBP: 0.162, SLG: 0.455 Masanori Murakami, L OBP: 0.143, SLG: 0.143 Bobby Bolin, R OBP: 0.130, SLG: 0.130 (1, 1) (9, 1) (11, 1) (11, 1)												2 0 1 0 1 0 0 2 0 0 0 0 0 3 0 0 0 0 0 0 0 0 0 0 0 0 0 0					
Inning Stats	R: 0 H: 0 E: 0 LOB: 0 K: 1 BB: 0 S: 5 P: 5	R: 1 H: 1 E: 0 LOB: 0 K: 1 BB: 0 S: 6 P: 6	R: 0 H: 0 E: 0 LOB: 1 K: 0 BB: 1 S: 3 P: 7	R: 0 H: 1 E: 0 LOB: 1 K: 2 BB: 0 S: 8 P: 8	R: 0 H: 1 E: 0 LOB: 1 K: 1 BB: 0 S: 6 P: 6	R: 1 H: 1 E: 0 LOB: 1 K: 0 BB: 1 S: 4 P: 8	R: 0 H: 0 E: 0 LOB: 0 K: 1 BB: 0 S: 5 P: 5	R: 0 H: 0 E: 0 LOB: 0 K: 0 BB: 0 S: 3 P: 3	R: 0 H: 0 E: 0 LOB: 0 K: 2 BB: 0 S: 7 P: 7	R: 0 H: 0 E: 1 LOB: 3 K: 1 BB: 3 S: 9 P: 21	1B: 4 SF: 0 2B: 2 SAC: 0 3B: 0 DP: 0 HR: 1 HBP: 0	WP: 2 PA: 46 PB: 0 SB: 0 CS: 0					
PITCHER	IP WLS BF H R ER SO BB IBB HBP BLK WP HR S P ERA WHIP																
Sammy Ellis, R ERA: 3.32 (1, 1)	8.0	30	4	2	2	6	2	0	0	0	0	1	1	40	48	2.25	0.750
Billy McCool, L ERA: 3.8 (9, 1)	1.0	3	0	0	0	2	0	0	0	0	0	0	0	7	7	0.00	0.000
Roger Craig, R ERA: 3.14 (10, 1)	1.0	3	0	0	0	0	0	0	0	0	0	0	0	3	3	0.00	0.000
Bobby Locke, R ERA: 20.25 (11, 1)	1.0	L 10	3	4	3	1	0	3	0	0	1	0	9	21	27.00	3.000	

San Francisco Giants @ Cincinnati Reds
Crosley Field, Cincinnati, OH
Tue Aug 03 1965, 7:05 PM EDT
Att. 17,318 - Unknown

AB	41
R	6
H	7
RBI	3
BB	5
SO	9
LOB	13



livebaseballscorecards.com

Batter	1	2	3	4	5	6	7	8	9	10	11	AB R H RBI BB SO LOB	BOTTOM				
Tommy Harper, R (1, 7) OBP: 0.375, SLG: 0.434	0-0 E5 SH1-3 1B		0-0 F7		0-0 1-3			0-0 HR 1B		0-0 F4	0-0 1B 1B	6 1 2 0 0 0 0	San Francisco Giants @ Cincinnati Reds Crosley Field, Cincinnati, OH Tue Aug 03 1965, 7:05 PM EDT Att. 17,318 - Unknown				
Pete Rose, S (1, 4) OBP: 0.385, SLG: 0.449	0-0 SH1-3 1-2 1B		0-0 F8		0-3 K			0-0 1-H HR		0-0 1-3	0-0 1-2 2-3 1B 1B	6 1 3 3 0 1 0					
Vada Pinson, L (1, 8) OBP: 0.341, SLG: 0.480	0-0 SH1-3 1-2 2-3		0-0 6-3					0-0 L3 2B		0-0 1B 2B	0-3 K K	5 0 2 0 0 1 3					
Frank Robinson, R (1, 9) OBP: 0.377, SLG: 0.521	4-0 L3 IBB			0-3 K				0-0 F3		4-0 1B IBB	0-3 K	4 0 0 0 2 3 4					
Gordy Coleman, L (1, 3) OBP: 0.365, SLG: 0.512	0-0 L3			0-0 1B 1B				0-0 G3		0-0 FC6-4 1B		4 0 1 0 0 0 4					
Roger Craig, R (10, 1) Marty Keough, L (10, PH) Bobby Locke, R (11, 1)	1-2									1-2 2-3		0 0 0 0 0 0 0 1 0 1 0 0 0 0 0 0 0 0 0 0 0					
Deron Johnson, R (1, 5) OBP: 0.336, SLG: 0.517		0-0 F8 BB 1B		0-0 1B 1-3 1B				0-0 5-3		0-0 4-3 2B	0-0 FC6-4 1-2 1B	5 0 3 0 0 0 3					
Johnny Edwards, L (1, 2) OBP: 0.338, SLG: 0.465		4-0 BB BB 1-2 BB		0-0 1B 1-2 1B				0-0 F2		0-0 4-3	0-0 1B 1B 1B	4 1 2 0 1 0 1					
Leo Cardenas, R (1, 6) OBP: 0.359, SLG: 0.437		0-3 K		0-3 K				0-0 1-3		0-0 1-3	0-0 1B 1B 1-2 1B	5 0 1 0 0 2 5					
Sammy Ellis, L (1, 1) OBP: 0.147, SLG: 0.152		0-0 F8						0-0 F8		0-0 6-3	0-0 F9	2 0 0 0 0 0 2 1 0 0 0 0 0 0 0 0 0 0 0 0 0 2 0 0 0 0 0 3					
Art Shamsky, L (8, PH) OBP: 0.375, SLG: 0.525					0-0 1-3												
Billy McCool, R (9, 1) Tony Perez, R (9, PH) (10, 3)																	
Inning Stats	R: 0 H: 1 E: 1 LOB: 2 K: 0 BB: 1 S: 4 P: 8	R: 0 H: 1 E: 0 LOB: 1 K: 1 BB: 1 S: 5 P: 9	R: 0 H: 0 E: 0 LOB: 0 K: 0 BB: 0 S: 3 P: 3	R: 0 H: 3 E: 0 LOB: 2 K: 2 BB: 0 S: 9 P: 9	R: 0 H: 0 E: 0 LOB: 0 K: 1 BB: 0 S: 5 P: 5	R: 0 H: 0 E: 0 LOB: 0 K: 1 BB: 0 S: 5 P: 5	R: 0 H: 0 E: 0 LOB: 0 K: 0 BB: 0 S: 3 P: 3	R: 2 H: 3 E: 0 LOB: 1 K: 0 BB: 0 S: 6 P: 6	R: 0 H: 1 E: 0 LOB: 1 K: 0 BB: 0 S: 4 P: 4	R: 0 H: 2 E: 0 LOB: 3 K: 0 BB: 1 S: 5 P: 9	R: 1 H: 4 E: 0 LOB: 3 K: 2 BB: 0 S: 11 P: 11	1B: 11 SF: 0 2B: 4 SAC: 1 3B: 0 DP: 1 HR: 1 HBP: 0	WP: 0 PA: 49 PB: 0 SB: 0 CS: 0				
PITCHER	IP WLS BF H R ER SO BB IBB HBP BLK WP HR S P ERA WHIP																
Bob Shaw, R (1, 1) ERA: 2.23	8.0	33	9	2	2	5	1	1	0	0	0	0	1	41	49	2.25	1.250
Frank Linzy, R (9, 1) ERA: 1.69	2.1	W	14	6	1	1	0	0	1	0	0	0	0	13	17	3.86	2.571
Masanori Murakami, L (11, 1) ERA: 4.14	0.1		1	0	0	0	1	0	0	0	0	0	0	3	3	0.00	0.000
Bobby Bolin, R (11, 1) ERA: 2.27	0.1	S	1	0	0	0	1	0	0	0	0	0	0	3	3	0.00	0.000

AB	45
R	3
H	15
RBI	3
BB	3
SO	7
LOB	25



TOP

San Francisco Giants @ Cincinnati Reds
Crosley Field, Cincinnati, OH

Wed Aug 04 1965, 7:05 PM EDT
Att. 16,370 - Unknown

livebaseballscorecards.com

AB	39
R	4
H	11
RBI	4
BB	6
SO	2
LOB	20



WP	2	PA	45
PB	0		
SB	0		
CS	0		

AB R H RBI BB SO LOB

3	0	0	0	2	0	1
---	---	---	---	---	---	---

5	0	0	0	0	0	2
---	---	---	---	---	---	---

5	1	2	0	0	0	1
---	---	---	---	---	---	---

5	1	2	0	0	0	2
---	---	---	---	---	---	---

4	0	2	1	1	1	1
---	---	---	---	---	---	---

4	1	2	0	1	0	3
0	0	0	0	0	0	0

5	1	2	2	0	0	3
---	---	---	---	---	---	---

3	0	1	1	2	0	0
---	---	---	---	---	---	---

5	0	0	0	0	1	7
---	---	---	---	---	---	---

1B	8	SF	0
2B	2	SAC	0
3B	1	DP	2
HR	0	HBP	0

Batter	1	2	3	4	5	6	7	8	9	10														
Dick Schofield, S OBP: 0.293, SLG: 0.271 (1, 6)	0-0 F4	0-0 4-3			0-0 6-3		4-0 BB		4-0 BB															
Jesus Alou, R OBP: 0.311, SLG: 0.403 (1, 9)	0-0 6-3		0-0 6-3		0-0 F8		0-0 F9		0-0 F6															
Willie Mays, R OBP: 0.384, SLG: 0.593 (1, 8)	0-0 WP 1B		0-0 6-3		0-0 1B 1B		0-0 F6		0-0 5-3															
Jim Ray Hart, R OBP: 0.332, SLG: 0.433 (1, 5)	0-0 F4		0-0 F9		0-0 1B 1B		0-0 F9		0-0 1B 2B															
Willie McCovey, L OBP: 0.398, SLG: 0.552 (1, 3)		0-0 FC5-4 1B		4-0 2B G1-2-3 BB	0-0 FC5-4 1B		0-0 F5		0-3 K															
Cap Peterson, R OBP: 0.326, SLG: 0.435 Matty Alou, L OBP: 0.284, SLG: 0.304 (1, 7) (10, 7)		0-0 FC5-4 3B		0-0 2B	0-0 FC5-4		0-0 G6-3 1B		4-0 1B IBB															
Hal Lanier, R OBP: 0.272, SLG: 0.287 (1, 4)		0-0 1B 3B		0-0 L4		0-0 6-3		0-0 G6-3		0-0 1B														
Dick Bertell, R OBP: 0.283, SLG: 0.223 (1, 2)		0-0 FC6-4 1B		4-0 IBB		0-0 6-3		0-0 F9		4-0 FC5-4 IBB														
Juan Marichal, R OBP: 0.181, SLG: 0.171 (1, 1)		0-0 FC6-4 WP		0-0 G1-2-3		0-0 1-4-3		0-3 K2-3		0-0 FC5-4														
Inning Stats	R: 0 E: 0 K: 0 S: 4	H: 1 LOB: 1 BB: 0 P: 4	R: 2 E: 0 K: 0 S: 6	H: 3 LOB: 1 BB: 0 P: 6	R: 0 E: 0 K: 0 S: 3	H: 0 LOB: 0 BB: 0 P: 3	R: 0 E: 0 K: 0 S: 3	H: 1 LOB: 2 BB: 0 P: 6	R: 1 E: 0 K: 0 S: 6	H: 3 LOB: 2 BB: 0 P: 6	R: 0 E: 0 K: 0 S: 3	H: 0 LOB: 1 BB: 1 P: 7	R: 0 E: 0 K: 0 S: 3	H: 1 LOB: 0 BB: 0 P: 3	R: 0 E: 0 K: 1 S: 5	H: 0 LOB: 1 BB: 1 P: 9	R: 1 E: 0 K: 1 S: 7	H: 2 LOB: 3 BB: 2 P: 15	1B: 8 2B: 2 3B: 1 HR: 0	SF: 0 SAC: 0 DP: 2 HBP: 0	WP: 2 PB: 0 SB: 0 CS: 0	PA: 45		
PITCHER	IP	WLS	BF	H	R	ER	SO	BB	IBB	HBP	BLK	WP	HR	S	P	ERA	WHIP							
Jim O'Toole, L ERA: 7.12 (1, 1)	7.0		31	8	3	3	0	2	1	0	0	2	0	28	40	3.86	1.429							
Ted Davidson, L ERA: 1.29 (8, 1)	2.2	L	13	3	1	1	2	1	2	0	0	0	0	14	26	3.38	1.500							
Roger Craig, R ERA: 3.12 (10, 1)	0.1		1	0	0	0	0	0	0	0	0	0	0	1	1	0.00	0.000							

Batter	1	2	3	4	5	6	7	8	9	10
Tommy Harper, R OBP: 0.375, SLG: 0.432 (1, 7)	0-3 K		4-0 2B BB		0-3 K		0-0 F9		0-0 S 1B	
Pete Rose, S OBP: 0.389, SLG: 0.456 (1, 4)	0-0 6-3		0-0 1B 1B 2B		0-0 2B 1B		0-0 2B		4-0 1-2 IBB	
Vada Pinson, L OBP: 0.342, SLG: 0.481 (1, 8)	0-0 G3		0-0 1B 1B		0-0 1-3 2B		0-3 K		0-3 K	
Gordy Coleman, L OBP: 0.362, SLG: 0.505 (1, 3)		0-3 K	0-0 1-2 1B		0-3 K		0-3 K			0-0 G3
Deron Johnson, R OBP: 0.335, SLG: 0.512 (1, 5)		4-0 G6-4-3 BB	0-0 F3		0-0 4-3			0-3 K		0-0 F9
Frank Robinson, R OBP: 0.377, SLG: 0.519 (1, 9)		0-0 G6-4-3 1-2f		0-0 CS 1B		0-0 G6-3 1B		0-0 F3		0-3 K
Johnny Edwards, L OBP: 0.337, SLG: 0.462 (1, 2)			0-0 4-3		0-3 K		0-0 1-2 G6-3 1B			
Leo Cardenas, R OBP: 0.361, SLG: 0.438 (1, 6)			0-0 BB 2B 1B		0-0 1B		0-0 G6-3 1-2f 2-3		0-3 K	
Jim O'Toole, S OBP: 0.103, SLG: 0.071 (1, 1)			0-3 K		0-0 6-3		0-0 4-3		0-3 K	
Ted Davidson, R OBP: 0.071 (8, 1)										
Roger Craig, R OBP: 0.071 (10, 1)										

AB	R	H	RBI	BB	SO	LOB
4	1	1	0	1	2	0
4	1	3	2	1	0	0
5	0	2	0	0	2	3
5	0	1	1	0	3	3
4	0	0	0	1	1	4
5	0	2	0	0	1	1
4	0	1	0	0	2	1
4	1	2	0	0	1	2
3	0	0	0	0	1	3
1	0	0	0	0	1	0
0	0	0	0	0	0	0

WP	PA
0	42

Inning Stats	R	H	E	K	S	P	IP	WLS	BF	H	R	ER	SO	BB	IBB	HBP	BLK	WP	HR	S	P	ERA	WHIP
	0	0	0	1	5	5	10.0	0	42	12	3	3	14	2	1	0	0	0	0	67	79	2.70	1.400

San Francisco Giants @ Cincinnati Reds
Crosley Field, Cincinnati, OH

Wed Aug 04 1965, 7:05 PM EDT
Att: 16,370 - Unknown

livebaseballscorecards.com

AB	39
R	3
H	12
RBI	3
BB	3
SO	14
LOB	17



Batter	1	2	3	4	5	6	7	8	9	AB R H RBI BB SO LOB	TOP											
Dick Schofield, S OBP: 0.291, SLG: 0.269 (1, 6)	0-0 BB HR 1B	0-0 6-3	0-0 1-3		0-0 4-3	0-0 F7		0-0 F8		6 1 1 0 0 0 5												
Jesus Alou, R OBP: 0.319, SLG: 0.408 (1, 9)	4-0 1-2 HR BB	0-0 F3		0-0 CS 1B	0-0 1B	0-0 WP 1B		0-0 G3-6-1 1B		5 1 4 3 1 0 0												
Willie Mays, R OBP: 0.385, SLG: 0.607 Bob Burda, L OBP: 0.091, SLG: 0.095 (1, 8) (7, 3)	0-0 1-H 2-H HR	0-0 HR		0-0 F4	0-0 F7	0-0 F3		0-0 G3-6-1		5 2 2 4 0 0 4 1 0 0 0 0 0 1												
Willie McCovey, L OBP: 0.400, SLG: 0.553 Masanori Murakami, L OBP: 0.125, SLG: 0.125 (1, 3) (7, 1)	4-0 1B BB	0-0 2B		0-3 K 1-2		4-0 HR BB		0-3 K		3 2 1 0 2 2 1 1 0 0 0 0 1 0												
Jim Ray Hart, R OBP: 0.337, SLG: 0.446 (1, 5)	4-0 1B E BB	0-0 5-3			0-0 E5 HR 1B	0-0 1-H HR		0-0 F8		5 4 3 2 1 0 1												
Len Gabrielson, L OBP: 0.378, SLG: 0.433 (1, 7)	0-0 1-H 2-H 1B		0-0 1B FC6-4 1B		0-0 2-H HR	0-3 K		0-3 K		6 3 4 4 0 2 0												
Tom Haller, L OBP: 0.322, SLG: 0.362 (1, 2)	0-0 F2		0-0 F7		0-0 FC4 1B	4-0 WP 1B BB		0-0 1-H HR		4 2 2 2 1 0 2												
Hal Lanier, R OBP: 0.271, SLG: 0.285 (1, 4)	0-3 K		0-0 FC6-4 1B		0-0 FC4 4-3 1B HBP 1-2f	0-0 E5 E 1B		0-0 4-3		5 2 1 0 0 1 3												
Ron Herbel, R OBP: 0.077, SLG: 0.040 Bobby Bolin, R OBP: 0.192, SLG: 0.160 Ken Henderson, S OBP: 0.263, SLG: 0.188 (1, 1) (2, 1) (7, PH) (7, 8)	0-0 3-1		0-0 FC6-4		1-0 1B 4-3 HBP 1-2	0-0 E7 1B		0-0 4-3		1 0 0 0 0 0 1 2 1 1 2 0 0 1 1 0 0 0 0 0 0												
Inning Stats	R: 5 E: 1 K: 1 S: 8	H: 3 LOB: 1 BB: 3 P: 20	R: 1 E: 0 K: 0 S: 5	H: 2 LOB: 1 BB: 0 P: 5	R: 1 E: 0 K: 0 S: 5	H: 2 LOB: 1 BB: 0 P: 5	R: 0 E: 0 K: 1 S: 5	H: 1 LOB: 1 BB: 0 P: 5	R: 3 E: 1 K: 0 S: 7	H: 4 LOB: 2 BB: 0 P: 8	R: 5 E: 2 K: 1 S: 9	H: 3 LOB: 1 BB: 2 P: 17	R: 3 E: 0 K: 1 S: 8	H: 3 LOB: 0 BB: 0 P: 8	R: 0 E: 0 K: 0 S: 3	H: 1 LOB: 0 BB: 0 P: 3	R: 0 E: 0 K: 2 S: 7	H: 0 LOB: 0 BB: 0 P: 7	1B: 12 2B: 3 3B: 0 HR: 5	SF: 0 SAC: 0 DP: 2 HBP: 1	WP: 3 PB: 0 SB: 0 CS: 1	PA: 51
PITCHER	IP WLS BF H R ER SO BB IBB HBP BLK WP HR S P ERA WHIP											PITCHER	IP WLS BF H R ER SO BB IBB HBP BLK WP HR S P ERA WHIP									
John Tsitouris, R ERA: 4.83 (1, 1)	0.0 L 6 3 5 4 0 3 0 0 0 1 1 3 15 ∞ ∞																					
Bobby Locke, R ERA: 11.81 (1, 1)	4.0 18 7 4 4 2 0 0 0 0 0 0 2 22 9.00 1.750																					
Roger Craig, R ERA: 3.77 (5, 1)	2.0 15 5 6 4 1 2 0 1 0 2 1 14 23 18.00 3.500																					
Billy McCool, L ERA: 4.15 (7, 1)	1.0 6 3 3 3 1 0 0 0 0 0 1 8 8 27.00 3.000																					
Ted Davidson, L ERA: 1.13 (8, 1)	2.0 6 1 0 0 2 0 0 0 0 0 0 10 10 0.00 0.500																					

San Francisco Giants @ Cincinnati Reds
Crosley Field, Cincinnati, OH
Thu Aug 05 1965, 7:05 PM EDT
Att: 14,669 - Unknown

AB	45
R	18
H	19
RBI	17
BB	5
SO	6
LOB	19



livebaseballscorecards.com

Batter	1	2	3	4	5	6	7	8	9	AB	R	H	RBI	BB	SO	LOB
Tommy Harper, R OBP: 0.371, SLG: 0.427 (1, 7)	0-3 K	0-3 K		0-0 FC5			0-0 F3		0-0 F4	5	0	0	0	0	2	4
Pete Rose, S OBP: 0.391, SLG: 0.463 (1, 4)	0-0 1B		0-0 F8		4-0 HR BB		0-3 K		0-0 HR	4	2	2	2	1	1	0
Vada Pinson, L OBP: 0.340, SLG: 0.478 (1, 8)	0-0 F7		0-3 K		0-0 F7		0-0 1B		0-3 K	5	0	1	0	0	2	2
Gordy Coleman, L OBP: 0.364, SLG: 0.532 (1, 3)	0-3 K		0-0 HR		0-0 HR		0-3 K			4	2	2	3	0	2	2
Frank Robinson, R OBP: 0.376, SLG: 0.515 Charlie James, R OBP: 0.269, SLG: 0.240 (8, PH) (9, 9)		4-0 HR BB	0-3 K		0-0 F9			0-3 K		2	1	0	0	1	1	0
Deron Johnson, R OBP: 0.334, SLG: 0.517 (1, 5)		0-0 HR		0-0 F8	0-0 F2			0-0 F8		4	1	1	2	0	0	0
Johnny Edwards, L OBP: 0.343, SLG: 0.462 (1, 2)		0-0 P5 BB 1B		4-0 FC5 PB BB		4-0 G6-4-3 BB		0-0 F9		2	0	1	0	2	0	0
Leo Cardenas, R OBP: 0.362, SLG: 0.435 (1, 6)		4-0 1-2 BB		0-3 K		0-0 G6-4-3			4-0 HR BB	2	1	0	0	2	1	2
John Tsitouris, R OBP: 0.190, SLG: 0.054 Bobby Locke, R Roger Craig, R Marty Keough, L OBP: 0.211, SLG: 0.118 Billy McCool, R Ted Davidson, R Tony Perez, R OBP: 0.328, SLG: 0.503 (8, PH) (9, PH)		0-0 P5		4-0 1-2 BB		0-0 F8			0-3 K	0	0	0	0	0	0	0

Inning Stats	R: 0	H: 1	E: 0	K: 2	S: 8	H: 1	LOB: 1	BB: 0	P: 8	R: 2	H: 2	E: 0	K: 1	S: 6	H: 1	LOB: 0	BB: 0	P: 8	R: 0	H: 0	E: 0	K: 1	S: 5	R: 2	H: 1	E: 0	K: 0	S: 4	H: 0	LOB: 0	BB: 1	P: 8	R: 0	H: 1	E: 0	K: 2	S: 8	H: 0	LOB: 0	BB: 0	P: 5	R: 2	H: 1	E: 0	K: 2	S: 8	H: 1	LOB: 0	BB: 1	P: 12	1B: 3	SF: 0	2B: 1	SAC: 0	3B: 0	DP: 2	HR: 4	HBP: 0	WP: 0	PA: 39
--------------	------	------	------	------	------	------	--------	-------	------	------	------	------	------	------	------	--------	-------	------	------	------	------	------	------	------	------	------	------	------	------	--------	-------	------	------	------	------	------	------	------	--------	-------	------	------	------	------	------	------	------	--------	-------	-------	-------	-------	-------	--------	-------	-------	-------	--------	-------	--------

PITCHER	IP	WLS	BF	H	R	ER	SO	BB	IBB	HBP	BLK	WP	HR	S	P	ERA	WHIP
Ron Herbel, R ERA: 3.92 (1, 1)	1.0		8	3	2	2	2	2	0	0	0	0	1	10	18	18.00	5.000
Bobby Bolin, R ERA: 2.45 (2, 1)	5.0	W	19	2	3	3	4	4	0	0	0	0	2	23	39	5.40	1.200
Masanori Murakami, L ERA: 4.26 (7, 1)	3.0	S	12	2	2	2	5	1	0	0	0	0	1	21	25	6.00	1.000

BOTTOM

San Francisco Giants @ Cincinnati Reds

Crosley Field, Cincinnati, OH

Thu Aug 05 1965, 7:05 PM EDT
Att. 14,669 - Unknown

livebaseballscorecards.com

AB	32
R	7
H	7
RBI	7
BB	7
SO	11
LOB	13



Batter	1	2	3	4	5	6	7	8	9	AB	R	H	RBI	BB	SO	LOB	TOP					
Dick Schofield, S (1, 6) OBP: 0.290, SLG: 0.268	0-0 6-3		0-0 F3		0-0 5-3		0-0 1B 1B		0-0 F9	5	0	1	0	0	0	1	San Francisco Giants @ St. Louis Cardinals Sportsman's Park, St. Louis, MO Fri Aug 06 1965, 8:05 PM EDT Att: 16,754 - Unknown					
Jesus Alou, R (1, 9) OBP: 0.317, SLG: 0.405	0-0 5-3		0-0 FC5-4		0-0 E S 1B		0-0 P1		0-0 4-3	5	0	1	0	0	0	2						
Willie Mays, R (1, 8) OBP: 0.387, SLG: 0.605	0-0 1B			4-0 E 1B BB	0-3 K	0-3 1-3 K	0-0 1-2 1B		0-0 5-3	4	1	2	0	1	1	1						
Jim Ray Hart, R (1, 5) OBP: 0.336, SLG: 0.443		0-0 6-3		0-3 K	4-0 1-3 IBB		0-0 1-3			3	0	0	0	1	1	3						
Willie McCovey, L (1, 3) OBP: 0.399, SLG: 0.549		0-3 K		0-0 1-2 E 1B	0-3 K			0-3 K		4	1	1	0	0	3	2						
Cap Peterson, R (1, 7) OBP: 0.326, SLG: 0.425		4-0 FC6-4 BB		0-0 F7		0-0 4-3		0-0 E4 3-1		2	0	0	0	1	0	2						
Matty Alou, L (6, 7) OBP: 0.283, SLG: 0.303										1	0	0	0	0	0	0						
Hal Lanier, R (1, 4) OBP: 0.271, SLG: 0.288		0-0 FC6-4		0-0 E6 1-H 2-H 2B		0-0 5-3		0-0 3-1		4	1	1	2	0	0	2						
Dick Bertell, R (1, 2) OBP: 0.290, SLG: 0.226			0-0 F9		0-0 1B		0-0 F3		4-0 FC6-4 IBB	3	0	1	0	1	0	0						
Gaylord Perry, R (1, 1) OBP: 0.183, SLG: 0.155			0-0 FC5-4		0-3 K		0-0 F9		0-0 FC6-4	3	0	1	0	0	1	1						
Bill Henry, L (7, 1)										0	0	0	0	0	0	0						
Jim Davenport, R (8, PH) OBP: 0.299, SLG: 0.359										1	0	0	0	0	0	2						
Frank Linzy, R (8, 1) OBP: 0.182, SLG: 0.455										0	0	0	0	0	0	0						
Masanori Murakami, L (9, 1) OBP: 0.125, SLG: 0.125										0	0	0	0	0	0	0						
Inning Stats	R: 0 E: 0 K: 0 S: 3	H: 1 LOB: 1 BB: 0 P: 3	R: 0 E: 0 K: 1 S: 5	H: 0 LOB: 1 BB: 1 P: 9	R: 0 E: 0 K: 0 S: 4	H: 1 LOB: 1 BB: 0 P: 4	R: 3 E: 1 K: 2 S: 10	H: 3 LOB: 1 BB: 1 P: 14	R: 0 E: 0 K: 2 S: 8	H: 1 LOB: 2 BB: 1 P: 12	R: 0 E: 0 K: 0 S: 3	H: 0 LOB: 0 BB: 0 P: 3	R: 0 E: 0 K: 0 S: 5	H: 2 LOB: 2 BB: 0 P: 5	R: 0 E: 1 K: 1 S: 6	H: 0 LOB: 2 BB: 1 P: 10	R: 0 E: 0 K: 0 S: 3	H: 0 LOB: 0 BB: 0 P: 3	1B: 7 2B: 1 3B: 0 HR: 0	SF: 0 SAC: 0 DP: 0 HBP: 0	WP: 0 PB: 0 SB: 1 CS: 0	PA: 39
PITCHER	IP WLS BF H R ER SO BB IBB HBP BLK WP HR S P ERA WHIP																	IP WLS BF H R ER SO BB IBB HBP BLK WP HR S P ERA WHIP				
Ray Sadecki, L (1, 1) ERA: 6.1	6.2 L 30 8 3 3 5 2 1 0 0 0 0 37 49 4.05 1.500																					
Don Dennis, R (7, 1) ERA: 3.0	0.1 1 0 0 0 0 0 0 0 0 0 0 0 1 1 0.00 0.000																					
Hal Woodeshick, L (8, 1) ERA: 2.77	1.0 5 0 0 0 1 0 0 1 0 0 0 0 6 10 0.00 0.000																					
Nelson Briles, R (9, 1) ERA: 3.43	1.0 3 0 0 0 0 0 0 0 0 0 0 0 3 3 0.00 0.000																					

livebaseballscorecards.com

AB	35
R	3
H	8
RBI	2
BB	4
SO	6
LOB	16



Batter	1	2	3	4	5	6	7	8	9	AB R H RBI BB SO LOB
Lou Brock, L (1, 7) OBP: 0.348, SLG: 0.451	0-3 K		0-0 HBP 1B		0-0 FC4-6 1B		0-0 SF8 3B		0-0 FC6-4 1B	5 2 4 0 0 1 0
Dick Groat, R (1, 6) OBP: 0.329, SLG: 0.327 Julian Javier, R (9, PR) OBP: 0.261, SLG: 0.342	0-0 4-3		4-0 HBP 1B BB		0-3 K		0-0 SF8		0-0 FC6-4 4-3	3 0 0 1 1 1 2 0 0 0 0 0 0 0
Curt Flood, R (1, 8) OBP: 0.354, SLG: 0.417	0-0 4-3		1-0 1B HBP		0-0 FC4-6		0-0 3-H 1B		0-0 4-3	4 0 1 0 0 0 2
Bill White, L (1, 3) OBP: 0.361, SLG: 0.450		0-0 F8	0-0 1-3 2-H 3-H 1B		0-0 L6		0-3 K		0-3 K	5 0 1 1 0 2 4
Ken Boyer, R (1, 5) OBP: 0.331, SLG: 0.385		0-0 1B 1B	0-3 K			0-0 1B		0-0 F9		4 0 2 0 0 1 2
Tim McCarver, L (1, 2) OBP: 0.330, SLG: 0.430 Bob Uecker, R (4, PH) OBP: 0.346, SLG: 0.315		0-0 1-2 1B		0-0 6-3		0-3 K		0-0 5-3		1 0 1 0 0 0 0 3 0 0 0 0 1 1
Phil Gagliano, R (1, 4) OBP: 0.340, SLG: 0.412		0-3 K		0-0 E4 WP		0-0 F9		0-0 1B 1B		4 0 1 0 0 1 3
Ted Savage, R (1, 9) OBP: 0.147, SLG: 0.182 Bob Skinner, L (6, PH) OBP: 0.327, SLG: 0.396		0-0 1-3		0-3 K		0-0 L5		0-0 1-2 1B		2 0 0 0 0 1 3 2 0 1 0 0 0 1
Ray Sadecki, L (1, 1) OBP: 0.121, SLG: 0.182 Don Demaris, R (7, 1) OBP: 0.353, SLG: 0.333 Tito Franconeri, L (7, PH) OBP: 0.328, SLG: 0.420 Hal Woodeshick, R (8, 1) OBP: 0.167, SLG: 0.091 Mike Shannon, R (8, PH) OBP: 0.266, SLG: 0.335 Nelson Briles, R (9, 1)			0-0 F7		0-0 4-3		0-0 4-3		0-0 F4	2 0 0 0 0 0 1 0 0 0 0 0 0 0 1 0 0 0 0 0 0 0 0 0 0 0 0 0 1 0 0 0 0 0 2 0 0 0 0 0 0 0


Inning Stats	R: 0 E: 0 K: 1 S: 5	H: 0 LOB: 0 BB: 0 P: 5	R: 0 E: 0 K: 1 S: 7	H: 2 LOB: 2 BB: 7 P: 7	R: 1 E: 0 K: 1 S: 6	H: 2 LOB: 2 BB: 1 P: 11	R: 0 E: 1 K: 1 S: 6	H: 0 LOB: 1 BB: 0 P: 6	R: 0 E: 0 K: 1 S: 6	H: 1 LOB: 1 BB: 0 P: 6	R: 1 E: 0 K: 1 S: 7	H: 2 LOB: 1 BB: 0 P: 7	R: 0 E: 0 K: 0 S: 5	H: 2 LOB: 2 BB: 0 P: 5	R: 0 E: 0 K: 1 S: 6	H: 1 LOB: 2 BB: 0 P: 6	1B: 10 2B: 0 3B: 1 HR: 0	SF: 1 SAC: 0 DP: 0 HBP: 1
--------------	------------------------------	---------------------------------	------------------------------	---------------------------------	------------------------------	----------------------------------	------------------------------	---------------------------------	------------------------------	---------------------------------	------------------------------	---------------------------------	------------------------------	---------------------------------	------------------------------	---------------------------------	-----------------------------------	------------------------------------

BOTTOM

San Francisco Giants @ St. Louis Cardinals
Sportsman's Park, St. Louis, MO

livebaseballscorecards.com

AB	37
R	2
H	11
RBI	2
BB	1
SO	8
LOB	21



PITCHER	IP	WLS	BF	H	R	ER	SO	BB	IBB	HBP	BLK	WP	HR	S	P	ERA	WHIP
Gaylord Perry, R (1, 1) ERA: 3.92	6.2	W	30	8	2	2	6	1	0	0	0	1	0	40	45	2.70	1.350
Bill Henry, L (7, 1) ERA: 3.54	0.1		1	0	0	0	1	0	0	0	0	0	0	3	3	0.00	0.000
Frank Linzy, R (8, 1) ERA: 1.63	1.2		8	3	0	0	0	0	0	0	0	0	0	8	8	0.00	1.800
Masanori Murakami, L (9, 1) ERA: 4.23	0.1	S	1	0	0	0	1	0	0	0	0	0	0	3	3	0.00	0.000

Fri Aug 06 1965, 8:05 PM EDT
Att. 16,754 - Unknown

Batter	1	2	3	4	5	6	7	8	9	AB R H RBI BB SO LOB	TOP		
Dick Schofield, S (1, 6) OBP: 0.289, SLG: 0.265	4-0 1B BB		0-0 5-3		0-0 E3 HR		0-3 K	0-0 FC G4-6-3		4 2 0 1 1 1 1			
Jesus Alou, R (1, 9) OBP: 0.318, SLG: 0.408	0-0 1-3 1B		0-0 F1		0-0 F6		0-0 HR 2B	0-0 G4-6-3 1-2f		5 1 2 0 0 0 3			
Willie Mays, R (1, 8) OBP: 0.393, SLG: 0.625 Ken Henderson, S (8, 8) OBP: 0.250, SLG: 0.176	0-0 1-3 1B		4-0 HR BB		0-0 HR		0-0 HR		0-0 F4	3 3 3 5 1 0 0 1 0 0 0 0 0 0			
Willie McCovey, L (1, 3) OBP: 0.398, SLG: 0.554 Bob Burda, L (9, PH) OBP: 0.087, SLG: 0.091	0-0 F7		0-0 HR		0-0 4-3		0-0 3-1		0-3 K2-3	4 1 1 2 0 0 2 1 0 0 0 0 1 0			
Jim Ray Hart, R (1, 5) OBP: 0.335, SLG: 0.439 Jim Davenport, R (8, 5) OBP: 0.297, SLG: 0.358	0-0 1-3 1-2 2-3		0-0 F8		0-0 F1			4-0 1B BB	0-3 K	3 1 0 0 1 0 2 1 0 0 0 0 1 0			
Len Gabrielson, L (1, 7) OBP: 0.377, SLG: 0.431 Matty Alou, L (7, 7) OBP: 0.285, SLG: 0.306	0-0 6-3		0-0 F8		0-0 F8		0-0 G4-6-3 1B	0-0 1B 1B		3 0 1 0 0 0 2 1 1 1 0 0 0 0			
Tom Haller, L (1, 2) OBP: 0.321, SLG: 0.358		0-0 F7		0-3 K		0-0 G4-6-3		4-0 1B FC IBB		3 1 0 0 1 1 1			
Hal Lanier, R (1, 4) OBP: 0.274, SLG: 0.290		0-0 F9		0-0 FC5-4 1B		0-3 K		0-0 FC 1B		4 0 2 2 0 1 0			
Bob Shaw, R (1, 1) OBP: 0.154, SLG: 0.137 Frank Linzy, R (7, 1) OBP: 0.167, SLG: 0.417		0-0 F9		0-0 FC5-4 1-2f		0-0 F6		0-0 3-4		3 0 0 0 0 0 1 1 0 0 0 0 0 2			
Inning Stats	R: 1 H: 2 E: 0 LOB: 2 K: 0 BB: 1 S: 5 P: 9	R: 0 H: 0 E: 0 LOB: 0 K: 0 BB: 0 S: 3 P: 3	R: 2 H: 1 E: 0 LOB: 0 K: 0 BB: 1 S: 4 P: 8	R: 0 H: 1 E: 0 LOB: 1 K: 1 BB: 0 S: 6 P: 6	R: 2 H: 1 E: 1 LOB: 0 K: 0 BB: 0 S: 5 P: 5	R: 0 H: 1 E: 0 LOB: 0 K: 1 BB: 0 S: 5 P: 5	R: 2 H: 2 E: 0 LOB: 0 K: 1 BB: 0 S: 7 P: 7	R: 3 H: 2 E: 0 LOB: 1 K: 0 BB: 2 S: 5 P: 13	R: 0 H: 0 E: 0 LOB: 0 K: 2 BB: 0 S: 7 P: 7	1B: 6 SF: 0 2B: 1 SAC: 0 3B: 0 DP: 2 HR: 3 HBP: 0	WP: 0 PA: 41 PB: 0 SB: 0 CS: 0		
PITCHER	IP WLS BF H R ER SO BB IBB HBP BLK WP HR S P ERA WHIP											PITCHER	IP WLS BF H R ER SO BB IBB HBP BLK WP HR S P ERA WHIP
Tracy Stallard, R (1, 1) ERA: 3.37	5.0 L 23 5 5 4 1 2 0 0 0 0 0 2 23 31 7.20 1.400												
Nelson Briles, R (6, 1) ERA: 4.35	2.0 11 4 5 5 2 1 1 0 0 0 0 1 13 21 22.50 2.500												
Don Dennis, R (8, 1) ERA: 2.89	1.0 4 1 0 0 0 0 0 0 0 0 0 0 4 4 0.00 1.000												
Barney Schultz, R (9, 1) ERA: 3.57	1.0 3 0 0 0 0 2 0 0 0 0 0 0 7 7 0.00 0.000												

San Francisco Giants @ St. Louis Cardinals
 Sportsman's Park, St. Louis, MO
 Sat Aug 07 1965, 4:33 AM EDT
 Att: 18,737 - Unknown

livebaseballscorecards.com

AB 37
 R 10
 H 10
 RBI 10
 BB 4
 SO 5
 LOB 14



BOTTOM

San Francisco Giants @ St. Louis Cardinals
Sportsman's Park, St. Louis, MO
Sat Aug 07 1965, 4:33 AM EDT
Att. 18,737 - Unknown

livebaseballscorecards.com

AB	34
R	4
H	9
RBI	4
BB	1
SO	4
LOB	13



WP:	1	PA:	35
PB:	0	SB:	0
CS:	0		

AB R H RBI BB SO LOB

4 0 0 0 0 0 2

4 0 1 0 0 0 1

3 1 1 1 1 0 1

4 1 2 0 0 1 1

4 1 2 3 0 1 1

4 0 0 0 0 1 1

4 0 2 0 0 0 1

4 0 0 0 0 1 4

1B:	7	SF:	0
2B:	3	SAC:	0
3B:	0	DP:	3
HR:	1	HBP:	0

Batter	1	2	3	4	5	6	7	8	9
Lou Brock, L OBP: 0.345, SLG: 0.446 (1, 7)	0-0 G3		0-0 F9		0-0 F4			0-0 1-3	
Dick Groat, R OBP: 0.328, SLG: 0.326 (1, 6)	0-0 F9			0-0 F9		0-0 5-3-5 WP 1B		0-0 F9	
Curt Flood, R OBP: 0.356, SLG: 0.417 (1, 8)	0-0 5-3			4-0 1B HR BB		0-0 5-3-5 1-3f		0-0 1B	
Bill White, L OBP: 0.362, SLG: 0.450 (1, 3)		0-0 K2-4 1B		0-0 1-3 HR 1B		0-0 G3		0-3 K	
Ken Boyer, R OBP: 0.333, SLG: 0.394 (1, 5)		0-3 K2-4 1-2f		0-0 1-H 3-H HR		0-0 E 1B		0-0 G3	
Phil Gagliano, R OBP: 0.335, SLG: 0.406 (1, 4)		0-0 F7		0-3 K		0-0 F6		0-0 F3	
Bob Uecker, R OBP: 0.351, SLG: 0.321 (1, 2)			0-0 1B	0-0 F8		0-0 E5 G6-4-3 1-2		0-0 1B	
Ted Savage, R OBP: 0.132, SLG: 0.162 (1, 9)			0-0 F9		0-3 K	0-0 G6-4-3 1-2f		0-0 1-3	
Tracy Stallard, R OBP: 0.106, SLG: 0.106 (5, PH)			0-0 F8		0-0 4-3			0-0 1-3 1B 2B	
Tito Franco, L OBP: 0.326, SLG: 0.418 (6, 1)									
Nelson Briles, R OBP: 0.333, SLG: 0.333 (8, 1)									
Don Dennis, R OBP: 0.333, SLG: 0.413 (8, PH)									
Bob Skinner OBP: 0.333, SLG: 0.413 (9, 1)									
Barney Schultz, R									

Inning Stats	R: 0	H: 0	E: 0	K: 0	S: 3	R: 0	H: 1	E: 0	K: 1	S: 5	R: 0	H: 1	E: 0	K: 0	S: 4	R: 3	H: 2	E: 0	K: 1	S: 7	R: 0	H: 0	E: 0	K: 1	S: 5	R: 0	H: 1	E: 0	K: 0	S: 3	R: 0	H: 1	E: 1	K: 0	S: 4	R: 1	H: 2	E: 0	K: 1	S: 7	R: 0	H: 1	E: 0	K: 0	S: 4	1B: 7	2B: 3	3B: 0	HR: 1	SF: 0	SAC: 0	DP: 3	HBP: 0	WP: 1	PA: 35
--------------	------	------	------	------	------	------	------	------	------	------	------	------	------	------	------	------	------	------	------	------	------	------	------	------	------	------	------	------	------	------	------	------	------	------	------	------	------	------	------	------	------	------	------	------	------	-------	-------	-------	-------	-------	--------	-------	--------	-------	--------

PITCHER	IP	WLS	BF	H	R	ER	SO	BB	IBB	HBP	BLK	WP	HR	S	P	ERA	WHIP
Bob Shaw, R ERA: 2.31 (1, 1)	6.1	W	25	6	3	3	3	1	0	0	0	1	1	30	34	4.26	1.105
Frank Linzy, R ERA: 1.72 (7, 1)	2.2	S	10	3	1	1	1	0	0	0	0	0	0	12	12	3.38	1.125

Batter	1	2	3	4	5	6	7	8	9	AB R H RBI BB SO LOB	TOP	
Dick Schofield, S (1, 6) OBP: 0.285, SLG: 0.261	0-0 6-3	0-0 FC5-4	0-0 F7			0-0 3-1		0-0 5-3		5 0 0 0 0 0 4		
Jesus Alou, R (1, 9) OBP: 0.322, SLG: 0.420	0-0 HR		0-0 1B 2B	0-3 K		0-0 5-3		0-0 1B	5 2 3 1 0 1 0			
Willie Mays, R (1, 8) OBP: 0.398, SLG: 0.634	4-0 2B BB		0-0 5-3 1B 1B	0-0 2B 1B		0-0 HR		0-0 F8	4 2 3 1 1 0 1			
Jim Ray Hart, R (1, 5) OBP: 0.338, SLG: 0.446 Jim Davenport, R (9, 5) OBP: 0.297, SLG: 0.358	0-0 1-3 2B		0-0 1B 5-3 1B	0-0 1-H 2B		0-0 4-3		0-0 F7	5 1 3 1 0 0 1 0 0 0 0 0 0 0			
Willie McCovey, L (1, 3) OBP: 0.395, SLG: 0.558	0-0 F2		0-0 5-3		0-0 HR		0-3 K	0-3 K	5 1 1 1 0 2 5			
Cap Peterson, R (1, 7) OBP: 0.330, SLG: 0.420 Matty Alou, L (3, PR) OBP: 0.290, SLG: 0.309	0-0 4-3		4-0 1B 1B IBB		4-0 BB		0-0 G6-3 1B		1 0 0 0 1 0 2 1 0 1 0 1 0 0			
Hal Lanier, R (1, 4) OBP: 0.273, SLG: 0.290		0-0 F7	0-0 1B 1B		0-0 F9		0-0 G6-3		4 0 1 1 0 0 2			
Dick Bertell, R (1, 2) OBP: 0.296, SLG: 0.235		0-0 FC5-4 1B	0-0 1B 1B		0-0 F6		0-0 F9		4 0 2 1 0 0 1			
Warren Spahn, L (1, 1) OBP: 0.265, SLG: 0.125 Masanori Murakami, L (6, 1) OBP: 0.125, SLG: 0.125 Jack Sanford, R (7, 1) OBP: 0.185, SLG: 0.120		0-0 FC5-4	0-3 K		0-0 F5		0-0 6-3		3 0 0 0 0 1 5 0 0 0 0 0 0 0 1 0 0 0 0 0 0			
Inning Stats	R: 1 H: 2 E: 0 LOB: 2 K: 0 BB: 1 S: 5 P: 9	R: 0 H: 1 E: 0 LOB: 1 K: 0 BB: 0 S: 4 P: 4	R: 3 H: 5 E: 0 LOB: 3 K: 1 BB: 1 S: 10 P: 14	R: 0 H: 2 E: 0 LOB: 2 K: 1 BB: 0 S: 5 P: 5	R: 1 H: 1 E: 0 LOB: 1 K: 0 BB: 1 S: 4 P: 8	R: 1 H: 1 E: 0 LOB: 0 K: 0 BB: 0 S: 4 P: 4	R: 0 H: 1 E: 0 LOB: 0 K: 1 BB: 0 S: 5 P: 5	R: 0 H: 0 E: 0 LOB: 0 K: 0 BB: 0 S: 3 P: 3	R: 0 H: 1 E: 0 LOB: 1 K: 1 BB: 0 S: 6 P: 6	1B: 8 SF: 0 2B: 3 SAC: 0 3B: 0 DP: 1 HR: 3 HBP: 0	WP: 0 PA: 41 PB: 0 SB: 0 CS: 0	
PITCHER	IP WLS BF H R ER SO BB IBB HBP BLK WP HR S P ERA WHIP											
Curt Simmons, L (1, 1) ERA: 3.75	2.1 L 17 8 4 4 0 1 1 0 0 0 0 1 15 23 15.43 3.857											
Barney Schultz, R (3, 1) ERA: 3.43	1.2 5 2 0 0 2 0 0 0 0 0 0 0 9 9 0.00 1.200											
Bob Purkey, R (5, 1) ERA: 5.32	2.0 9 2 2 2 0 1 0 0 0 0 0 2 8 12 9.00 1.500											
Hal Woodeshick, L (7, 1) ERA: 2.69	2.0 6 1 0 0 1 0 0 0 0 0 0 0 8 8 0.00 0.500											
Don Dennis, R (9, 1) ERA: 2.79	1.0 4 1 0 0 1 0 0 0 0 0 0 0 6 6 0.00 1.000											

San Francisco Giants @ St. Louis Cardinals
 Sportsman's Park, St. Louis, MO
 Sun Aug 08 1965, 4:33 AM EDT
 Att: 21,983 - Unknown

livebaseballscorecards.com

AB 38
 R 6
 H 14
 RBI 6
 BB 3
 SO 4
 LOB 21



BOTTOM

San Francisco Giants @ St. Louis Cardinals
 Sportsman's Park, St. Louis, MO
 Sun Aug 08 1965, 4:33 AM EDT
 Att. 21,983 - Unknown

livebaseballscores.com

AB	34
R	4
H	7
RBI	2
BB	7
SO	2
LOB	21



WP:	2	PA:	41
PB:	0	SB:	0
CS:	0		

AB R H RBI BB SO LOB

4 0 0 0 1 1 3

5 0 1 0 0 0 3

2 1 0 0 3 0 0

3 1 1 0 2 0 0

5 1 1 0 0 0 6

4 0 0 0 0 1 6

0 0 0 0 0 0 0

3 1 2 1 1 0 0

4 0 0 0 0 0 3

1 0 0 0 0 0 0
 0 0 0 0 0 0 0
 1 0 1 1 0 0 0
 0 0 0 0 0 0 0
 1 0 1 0 0 0 0
 0 0 0 0 0 0 0
 1 0 0 0 0 0 0
 0 0 0 0 0 0 0

1B: 4 SF: 0
 2B: 2 SAC: 0
 3B: 1 DP: 0
 HR: 0 HBP: 0

1B: 4 SF: 0
 2B: 2 SAC: 0
 3B: 1 DP: 0
 HR: 0 HBP: 0

Batter	1	2	3	4	5	6	7	8	9
Lou Brock, L OBP: 0.343, SLG: 0.442 (1, 7)	0-0 F4		0-0 F8	0-0 F7		0-3 K		4-0 BB	
Dick Groat, R OBP: 0.327, SLG: 0.325 (1, 6)	0-0 E8 BB 1B		0-0 1-3		0-0 F8	0-0 F4		0-0 5-3 1-2	
Curt Flood, R OBP: 0.358, SLG: 0.415 (1, 8)	4-0 BB BB		4-0 E BB		0-0 F6		4-0 FC8-5 BB BB	0-0 4-3	
Ken Boyer, R OBP: 0.336, SLG: 0.394 (1, 5)	4-0 1-2 2-3 BB		0-0 E5 1-H		0-0 1B 1B		4-0 1-2 WP BB	0-0 F2	
Bill White, L OBP: 0.360, SLG: 0.447 (1, 3)	0-0 P2		0-0 4-3		0-0 1B 1-3		0-0 FC8-5 WP 3B	0-0 F5	
Phil Gagliano, R OBP: 0.331, SLG: 0.401 (1, 4)	0-0 4-3		0-0 F8	0-0 F7		0-3 K		0-3 K	
Bob Uecker, R OBP: 0.351, SLG: 0.321 (1, 2)		0-0 F5		0-0 2B		4-0 1B BB		4-0 3B	
Mike Shannon, R OBP: 0.279, SLG: 0.360 (1, 2)									
Ted Savage, R OBP: 0.119, SLG: 0.146 (1, 9)		0-0 F5		0-0 6-3		0-0 F2		0-0 4-3	
Curt Simmons, L OBP: 0.038, SLG: 0.058 (3, 1)		0-0 6-3		0-0 2B		0-0 1B		0-0 6-3	
Barney Schultz, R OBP: 0.234, SLG: 0.324 (4, PH)									
Bob Gibson, R OBP: 0.065, SLG: 0.033 (5, 1)									
Bob Purkey, R OBP: 0.167, SLG: 0.091 (6, PH)									
Bob Skinner, R OBP: 0.324, SLG: 0.415 (7, 1)									
Hal Woodeshick, R OBP: 0.324, SLG: 0.415 (8, PH)									
Tito Francona, L OBP: 0.333, SLG: 0.333 (9, 1)									

Inning Stats	R: 0	H: 1	E: 1	K: 0	S: 4	LOB: 3	BB: 2	P: 12	R: 0	H: 0	E: 0	K: 0	S: 3	LOB: 0	BB: 0	P: 3	R: 1	H: 0	E: 1	K: 0	S: 4	LOB: 1	BB: 1	P: 8	R: 1	H: 2	E: 0	K: 0	S: 5	LOB: 1	BB: 0	P: 5	R: 0	H: 2	E: 0	K: 0	S: 5	LOB: 2	BB: 0	P: 5	R: 0	H: 1	E: 0	K: 1	S: 6	LOB: 2	BB: 1	P: 10	R: 2	H: 1	E: 0	K: 1	S: 6	LOB: 1	BB: 2	P: 14	R: 0	H: 0	E: 0	K: 0	S: 2	LOB: 0	BB: 1	P: 6	R: 0	H: 0	E: 0	K: 0	S: 3	LOB: 0	BB: 0	P: 3	1B: 4	SF: 0	2B: 2	SAC: 0	3B: 1	DP: 0	HR: 0	HBP: 0	WP: 2	PA: 41
--------------	------	------	------	------	------	--------	-------	-------	------	------	------	------	------	--------	-------	------	------	------	------	------	------	--------	-------	------	------	------	------	------	------	--------	-------	------	------	------	------	------	------	--------	-------	------	------	------	------	------	------	--------	-------	-------	------	------	------	------	------	--------	-------	-------	------	------	------	------	------	--------	-------	------	------	------	------	------	------	--------	-------	------	-------	-------	-------	--------	-------	-------	-------	--------	-------	--------

PITCHER	IP	WLS	BF	H	R	ER	SO	BB	IBB	HBP	BLK	WP	HR	S	P	ERA	WHIP
Warren Spahn, L ERA: 4.17 (1, 1)	5.1	W	27	6	2	1	0	4	0	0	0	0	0	23	39	1.69	1.875
Masanori Murakami, L ERA: 4.5 (6, 1)	1.1		7	1	2	2	2	2	0	0	0	1	0	9	17	13.50	2.250
Jack Sanford, R ERA: 4.09 (7, 1)	2.1	S	7	0	0	0	0	1	0	0	0	0	0	6	10	0.00	0.429

Batter	1	2	3	4	5	6	7	8	9	AB R H RBI BB SO LOB	TOP							
Bob Bailey, R (1, 5) OBP: 0.330, SLG: 0.386	0-0 4-3		0-0 FC4-6 1-2f			0-0 F4			0-0 HR 2B	4 1 1 0 0 0 2	Pittsburgh Pirates @ San Francisco Giants Candlestick Park, San Francisco, CA Tue Aug 10 1965, 6:33 AM EDT Att: 14,457 - Unknown livebaseballscorecards.com							
Bill Virdon, L (1, 8) OBP: 0.341, SLG: 0.389	0-0 1-3			0-0 4-3		0-3 K		0-0 HR 2-H	4 1 1 2 0 1 1									
Roberto Clemente, R (1, 9) OBP: 0.385, SLG: 0.485	0-0 1-3			0-0 G4-6-3 1B			0-0 SF8 3B	0-3 K	4 1 2 0 0 1 0									
Willie Stargell, L (1, 7) OBP: 0.319, SLG: 0.517		0-3 K		0-0 G4-6-3 1-2f			0-3 K	0-3 K	4 0 0 0 0 3 2									
Donn Clendenon, R (1, 3) OBP: 0.361, SLG: 0.479		0-3 K			0-0 6-3		0-0 SF8	0-3 K	3 0 0 1 0 2 0									
Bill Mazeroski, R (1, 4) OBP: 0.287, SLG: 0.342		0-0 F7			0-0 F4		0-0 F6		3 0 0 0 0 0 0									
Andre Rodgers, R (1, 6) OBP: 0.340, SLG: 0.398			0-0 5-3		0-0 F7			0-0 F6	3 0 0 0 0 0 0									
Jim Pagliaroni, R (1, 2) OBP: 0.355, SLG: 0.467			0-0 F5			0-0 6-3		0-3 K	3 0 0 0 0 1 0									
Don Cardwell, R (1, 1) OBP: 0.216, SLG: 0.313			4-0 FC4-6 BB			4-0 BB		0-0 4-3	0 0 0 0 2 0 0									
Jerry Lynch, L (8, PH) OBP: 0.342, SLG: 0.451									1 0 0 0 0 0 0									
Don Schwall, R (8, 1)									0 0 0 0 0 0 0									
Frank Carpin, L (8, 1)									0 0 0 0 0 0 0									
Inning Stats	R: 0 E: 0 K: 0 S: 3	H: 0 LOB: 0 BB: 0 P: 3	R: 0 E: 0 K: 2 S: 7	H: 0 LOB: 0 BB: 0 P: 7	R: 0 E: 0 K: 0 S: 3	H: 1 LOB: 0 BB: 0 P: 3	R: 0 E: 0 K: 0 S: 3	H: 0 LOB: 0 BB: 0 P: 3	R: 1 E: 0 K: 1 S: 6	H: 1 LOB: 0 BB: 0 P: 6	R: 0 E: 0 K: 1 S: 5	H: 0 LOB: 0 BB: 0 P: 5	R: 2 E: 0 K: 3 S: 11	H: 2 LOB: 0 BB: 0 P: 11	1B: 1 2B: 1 3B: 1 HR: 1	SF: 1 SAC: 0 DP: 1 HBP: 0	WP: 0 PB: 0 SB: 0 CS: 0	PA: 32
PITCHER Juan Marichal, R (1, 1) ERA: 1.71	IP: 9.0 WLS: W BF: 32 H: 4 R: 3 ER: 3 SO: 8 BB: 2 IBB: 0 HBP: 0 BLK: 0 WP: 0 HR: 1 S: 46 P: 54 ERA: 3.00 WHIP: 0.667											PITCHER	IP: WLS: BF: H: R: ER: SO: BB: IBB: HBP: BLK: WP: HR: S: P: ERA: WHIP					



Batter	1	2	3	4	5	6	7	8	9
Dick Schofield, S (1, 6) OBP: 0.290, SLG: 0.262	4-0 1B BB G4-6-3 BB		0-0 SH1-3 1B			0-0 4-3		4-0 FC4-6 BB	
Jesus Alou, R (1, 9) OBP: 0.322, SLG: 0.418	4-0 G4-6-3 1B 1-2 BB		0-0 SH1-3 1-2			0-0 F2		0-0 FC4-6 BB 1B 1-2f	
Willie Mays, R (1, 8) OBP: 0.397, SLG: 0.630	0-0 G4-6-3 1-2 2-3 1B		0-0 F5			0-0 5-3		0-0 F8	
Willie McCovey, L (1, 3) OBP: 0.399, SLG: 0.567	0-0 G4-6-3 1-2f 2-3 3-H			4-0 G5-4-3 BB			0-0 HR	0-0 BB 1-2 1B	
Bob Burda, L (9, 3) OBP: 0.087, SLG: 0.091									
Jim Ray Hart, R (1, 5) OBP: 0.337, SLG: 0.443	0-0 1-3			0-0 G5-4-3 1-2f			0-0 F8	4-0 1-2 2-3 1B BB	
Len Gabrielson, L (1, 7) OBP: 0.385, SLG: 0.436		0-0 G5-4-3 1B		0-0 6-3			4-0 FC5 BB BB	0-0 1-2 2-H 3-H 1B	
Tom Haller, L (1, 2) OBP: 0.320, SLG: 0.354		0-0 F8			0-0 F7		4-0 1-2 BB	0-0 F9	
Hal Lanier, R (1, 4) OBP: 0.271, SLG: 0.287		0-0 G5-4-3 1-2f			0-3 K		0-3 K		
Juan Marichal, R (1, 1) OBP: 0.173, SLG: 0.164			0-0 5-3		0-0 F3		0-0 FC5 2-3f		

Inning Stats	R: 1 E: 0 K: 0 S: 3	H: 1 LOB: 1 BB: 2 P: 11	R: 0 E: 0 K: 0 S: 3	H: 1 LOB: 0 BB: 0 P: 3	R: 0 E: 0 K: 0 S: 4	H: 1 LOB: 1 BB: 0 P: 4	R: 0 E: 0 K: 0 S: 2	H: 0 LOB: 0 BB: 1 P: 6	R: 0 E: 0 K: 1 S: 5	H: 0 LOB: 0 BB: 0 P: 5	R: 0 E: 0 K: 0 S: 3	H: 0 LOB: 0 BB: 0 P: 3	R: 1 E: 0 K: 1 S: 6	H: 1 LOB: 2 BB: 2 P: 14	R: 2 E: 0 K: 0 S: 5	H: 2 LOB: 2 BB: 2 P: 13
--------------	------------------------------	----------------------------------	------------------------------	---------------------------------	------------------------------	---------------------------------	------------------------------	---------------------------------	------------------------------	---------------------------------	------------------------------	---------------------------------	------------------------------	----------------------------------	------------------------------	----------------------------------

PITCHER	IP	WLS	BF	H	R	ER	SO	BB	IBB	HBP	BLK	WP	HR	S	P	ERA	WHIP
Don Cardwell, R (1, 1) ERA: 3.52	7.0	L	27	4	2	2	2	5	0	0	0	0	1	26	46	2.57	1.286
Don Schwall, R (8, 1) ERA: 2.95	0.2		6	2	2	2	0	2	0	0	0	0	0	4	12	27.00	6.000
Frank Carpin, L (8, 1) ERA: 2.73	0.1		1	0	0	0	0	0	0	0	0	0	0	1	1	0.00	0.000

BOTTOM

AB	R	H	RBI	BB	SO	LOB
2	1	1	0	2	0	0
2	1	0	0	1	0	1
4	0	1	0	0	0	2
3	2	2	1	1	0	2
0	0	0	0	0	0	0
3	0	0	0	1	0	2
3	0	2	2	1	0	0
3	0	0	0	1	0	3
3	0	0	0	0	2	3
3	0	0	0	0	0	2

AB 26
R 4
H 6
RBI 3
BB 7
SO 2
LOB 15

WP: 0 PA: 34
PB: 0 SB: 0 CS: 0
SF: 0 SAC: 1 DP: 3 HBP: 0

PITTSBURGH PIRATES @ SAN FRANCISCO GIANTS
Candlestick Park, San Francisco, CA

Tue Aug 10 1965, 6:33 AM EDT
Att. 14,457 - Unknown

WP	HR	S	P	ERA	WHIP
0	0	0	0	0.00	0.000

Batter	1	2	3	4	5	6	7	8	9	AB R H RBI BB SO LOB	TOP																									
Bob Bailey, R (1, 5) OBP: 0.329, SLG: 0.384	0-3 K		0-0 1-3		0-0 6-3		0-0 5-3		0-0 G6-4-3 1B	5 0 1 0 0 1 0																										
Bill Virdon, L (1, 8) OBP: 0.345, SLG: 0.395	0-0 1B		0-0 5-3		0-0 FC4-6 1B		0-0 3B 2B		0-0 G6-4-3 1-2f	5 1 3 0 0 0 1																										
Roberto Clemente, R (1, 9) OBP: 0.388, SLG: 0.486	0-3 K			0-0 FC3-6 1B	0-0 FC4-6 1B		4-0 3B BB			3 1 2 0 1 1 1																										
Willie Stargell, L (1, 7) OBP: 0.317, SLG: 0.513	0-0 4-3			0-0 FC3-6 1B 2B	0-0 FC4-6 1B		0-0 F8 3B			3 1 0 0 0 0 4																										
Manny Mota, R (7, PH) OBP: 0.324, SLG: 0.420				1-2f 2-3	1-2f 2-3		1-H 2-H			1 0 1 2 0 0 0																										
Donn Clendenon, R (1, 3) OBP: 0.358, SLG: 0.475			0-0 5-3		0-0 F7		0-0 F8			4 0 0 0 0 0 4																										
Bill Mazeroski, R (1, 4) OBP: 0.289, SLG: 0.344			0-0 F8		0-0 2B 1-3 1B		0-0 1B		0-0 F3	4 0 2 0 0 0 0																										
Jim Pagliaroni, R (1, 2) OBP: 0.360, SLG: 0.473			0-0		0-0		0-3 K		4-0 G4-3 BB	3 0 2 1 1 1 1																										
Jose Pagan, R (8, PR) OBP: 0.270, SLG: 0.259					1-3 3-H 2B					0 0 0 0 0 0 0																										
Del Crandall, R (8, 2) OBP: 0.288, SLG: 0.269										0 0 0 0 0 0 0																										
Gene Alley, R (1, 6) OBP: 0.276, SLG: 0.319			0-0 F8		4-0 IBB		0-0 F9		0-0 G4-3 1-2f	3 0 0 0 1 0 3																										
Bob Friend, R (1, 1) OBP: 0.019, SLG: 0.019			0-0 6-3		0-0 FC5		0-0 F5		0-0 6-3	3 0 0 0 0 0 4																										
Frank Carpin, L (6, 1)										0 0 0 0 0 0 0																										
Don Schwall, R (7, 1)										0 0 0 0 0 0 0																										
Jerry Lynch, L (9, PH) OBP: 0.339, SLG: 0.447					2-3f					1 0 0 0 0 0 0																										
Inning Stats	R: 0 E: 0 K: 2 S: 8	H: 1 LOB: 1 BB: 0 P: 8	R: 0 E: 0 K: 0 S: 4	H: 1 LOB: 1 BB: 0 P: 4	R: 0 E: 0 K: 0 S: 3	H: 0 LOB: 0 BB: 0 P: 3	R: 1 E: 0 K: 0 S: 6	H: 3 LOB: 3 BB: 1 P: 10	R: 0 E: 0 K: 1 S: 6	H: 1 LOB: 1 BB: 0 P: 6	R: 2 E: 0 K: 0 S: 4	H: 2 LOB: 0 BB: 1 P: 8	R: 0 E: 0 K: 0 S: 2	H: 0 LOB: 1 BB: 1 P: 6	R: 0 E: 0 K: 0 S: 3	H: 1 LOB: 0 BB: 0 P: 3	1B: 8 2B: 2 3B: 1 HR: 0	SF: 0 SAC: 0 DP: 2 HBP: 0	WP: 0 PB: 0 SB: 0 CS: 0	PA: 38																
PITCHER	IP WLS BF H R ER SO BB IBB HBP BLK WP HR S P ERA WHIP																																			
Bob Shaw, R (1, 1) ERA: 2.39	6.1		30	9	3	3	3	1	1	0	0	0	0	34	42	4.26	1.579																			
Masanori Murakami, L (7, 1) ERA: 4.5	0.0		1	1	0	0	0	0	0	0	0	0	0	1	1	∞	∞																			
Frank Linzy, R (7, 1) ERA: 1.64	2.2	W	7	1	0	0	0	1	0	0	0	0	0	6	10	0.00	0.750																			

Pittsburgh Pirates @ San Francisco Giants
 Candlestick Park, San Francisco, CA
 Thu Aug 12 1965, 6:33 AM EDT
 Unknown

AB	35
R	3
H	11
RBI	3
BB	3
SO	3
LOB	18



ERA	4.26
WHIP	1.579

Batter	1	2	3	4	5	6	7	8	9	AB	R	H	RBI	BB	SO	LOB
Dick Schofield, S (1, 6) OBP: 0.289, SLG: 0.262	0-0 4-3 ①		0-0 4-3 ②			0-0 HR 1B		0-0 4-3 ①		4	1	1	0	0	0	0
Jesus Alou, R (1, 9) OBP: 0.322, SLG: 0.424	0-0 6-3 ②		0-0 F3 ③			0-0 HR		0-0 HR		3	1	1	2	0	0	0
Cap Peterson, R (7, 9) OBP: 0.330, SLG: 0.420						1-H HR				0	0	0	0	0	0	0
Matty Alou, L (8, 9) OBP: 0.293, SLG: 0.323										1	1	1	1	0	0	0
Willie Mays, R (1, 8) OBP: 0.398, SLG: 0.637	0-0 1B			0-0 4-3 ①		0-0 HR		0-3 K ②		4	1	2	1	0	1	0
Willie McCovey, L (1, 3) OBP: 0.397, SLG: 0.562	0-0 F3 ③			0-0 G3 ②		0-3 K ②		4-0 BB		3	0	0	0	1	1	1
Jim Ray Hart, R (1, 5) OBP: 0.334, SLG: 0.438		0-0 1-3 ①		0-0 6-3 ③		0-0 F9 ③		0-0 F8 ③		4	0	0	0	0	0	1
Len Gabrielson, L (1, 7) OBP: 0.379, SLG: 0.428		0-0 3-1 ②			0-0 F6 ①			0-0 G3 ①		3	0	0	0	0	0	0
Tom Haller, L (1, 2) OBP: 0.327, SLG: 0.366		0-0 3B			0-0 1B			4-0 BB		2	0	2	0	1	0	0
Hal Lanier, R (1, 4) OBP: 0.269, SLG: 0.285		0-0 L4 ③			0-0 F7 ③			0-0 F9 ②		3	0	0	0	0	0	2
Bob Shaw, R (1, 1) OBP: 0.148, SLG: 0.132			0-0 4-3 ①			0-3 K ①		0-3 K ③		2	0	0	0	0	1	0
Masanori Murakami, L (7, 1) OBP: 0.125, SLG: 0.125						0-3 K ①		0-3 K ③		0	0	0	0	0	0	0
Frank Linzy, R (7, 1) OBP: 0.154, SLG: 0.385										1	0	0	0	0	1	1

Inning Stats	R: 0	H: 1	E: 0	LOB: 1	K: 0	BB: 0	S: 4	P: 4	R: 0	H: 1	E: 0	LOB: 1	K: 0	BB: 0	S: 4	P: 4	R: 0	H: 0	E: 0	LOB: 0	K: 0	BB: 0	S: 3	P: 3	R: 0	H: 1	E: 0	LOB: 0	K: 0	BB: 0	S: 3	P: 3	R: 3	H: 3	E: 0	LOB: 0	K: 2	BB: 0	S: 10	P: 10	R: 0	H: 0	E: 0	LOB: 1	K: 1	BB: 1	S: 5	P: 9	R: 1	H: 1	E: 0	LOB: 1	K: 1	BB: 1	S: 6	P: 10
1B: 3	SF: 0	2B: 0	SAC: 0	3B: 1	DP: 0	HR: 3	HBP: 0	WP: 0	PA: 32																																															

PITCHER	IP	WLS	BF	H	R	ER	SO	BB	IBB	HBP	BLK	WP	HR	S	P	ERA	WHIP
Bob Friend, R (1, 1) ERA: 3.51	5.1		21	6	3	3	1	0	0	0	0	0	2	23	23	5.06	1.125
Frank Carpin, L (6, 1) ERA: 2.65	1.0		4	0	0	0	1	1	0	0	0	0	0	5	9	0.00	1.000
Don Schwall, R (7, 1) ERA: 3.02	1.2	L	7	1	1	1	2	1	0	0	0	0	1	10	14	5.40	1.200

BOTTOM

Pittsburgh Pirates @ San Francisco Giants
 Candlestick Park, San Francisco, CA

Thu Aug 12 1965, 6:33 AM EDT
 Unknown

livebaseballscorecards.com

AB	30
R	4
H	7
RBI	4
BB	2
SO	4
LOB	5



Batter	1	2	3	4	5	6	7	8	9	AB R H RBI BB SO LOB	TOP		
Bob Bailey, R (1, 5) OBP: 0.325, SLG: 0.379	0-0 F9		0-0 FC6-4 PB 1B 1-2f 3-H		0-3 K		0-0 F4		0-0 F9	5 0 0 1 0 1 1	Pittsburgh Pirates @ San Francisco Giants Candlestick Park, San Francisco, CA Thu Aug 12 1965, 6:38 AM EDT Att: 20,435 - Unknown livebaseballscorecards.com		
Manny Mota, R (1, 8) OBP: 0.326, SLG: 0.420	0-0 6-3		0-0 PB 1B 1-2		0-0 E 1B 1B		0-0 F8		0-0 F8	5 1 2 0 0 0 0			
Roberto Clemente, R (1, 9) OBP: 0.390, SLG: 0.486	0-3 K		4-0 BB 1B 1-2 2-3		0-0 E7 HR 1B 1-H		0-0 4-3		0-0 1B	4 1 2 0 1 1 0			
Willie Stargell, L (1, 7) OBP: 0.318, SLG: 0.519		0-0 G1-6-3 1B	0-0 6-3		0-0 HR 3-H			0-0 4-3	0-3 K	5 1 2 2 0 1 4			
Donn Clendenon, R (1, 3) OBP: 0.355, SLG: 0.471		0-0 G1-6-3 1-2f		0-0 F9	0-3 K			0-0 G3		4 0 0 0 0 1 1			
Bill Mazeroski, R (1, 4) OBP: 0.289, SLG: 0.343		0-3 K		0-0 F3		0-0 F7		0-0 1B E 1B 1B		4 1 1 0 0 1 0			
Gene Alley, R (1, 6) OBP: 0.284, SLG: 0.325			0-0 1B FC6-4 1B	4-0 BB		0-0 5-3 1B		0-0 1B 1-2 1B		3 1 3 0 1 0 0			
Del Crandall, R (1, 2) OBP: 0.285, SLG: 0.278			0-0 FC6-4 1B 1-3		0-0 F7		0-0 5-3	0-0 E4 1-3 2-H 1B		4 0 2 0 0 0 2			
Vern Law, R (1, 1) OBP: 0.269, SLG: 0.313			0-3 K		0-3 K	0-0 6-3		0-0 1-3		4 0 0 0 0 2 5			
Inning Stats	R: 0 E: 0 K: 1 S: 5 H: 0 LOB: 0 BB: 0 P: 5	R: 0 E: 0 K: 1 S: 5 H: 1 LOB: 0 BB: 0 P: 5	R: 1 E: 0 K: 1 S: 8 H: 3 LOB: 3 BB: 1 P: 12	R: 0 E: 0 K: 0 S: 3 H: 0 LOB: 1 BB: 1 P: 7	R: 3 E: 1 K: 3 S: 12 H: 3 LOB: 0 BB: 0 P: 12	R: 0 E: 0 K: 0 S: 4 H: 1 LOB: 1 BB: 0 P: 4	R: 0 E: 0 K: 0 S: 3 H: 0 LOB: 0 BB: 0 P: 3	R: 1 E: 1 K: 0 S: 6 H: 3 LOB: 2 BB: 0 P: 6	R: 0 E: 0 K: 1 S: 6 H: 1 LOB: 1 BB: 0 P: 6	1B: 11 2B: 0 3B: 0 HR: 1 SF: 0 SAC: 0 DP: 1 HBP: 0	WP: 0 PB: 1 SB: 0 CS: 0 PA: 40		
PITCHER	IP WLS BF H R ER SO BB IBB HBP BLK WP HR S P ERA WHIP											PITCHER	IP WLS BF H R ER SO BB IBB HBP BLK WP HR S P ERA WHIP
Gaylord Perry, R (1, 1) ERA: 4.02	5.0 L 23 7 4 4 6 2 0 0 0 0 0 1 33 41 7.20 1.800												
Ron Herbel, R (6, 1) ERA: 3.84	2.0 7 1 0 0 0 0 0 0 0 0 0 0 7 7 0.00 0.500												
Jack Sanford, R (8, 1) ERA: 4.0	2.0 10 4 1 0 1 0 0 0 0 0 0 0 0 12 12 0.00 2.000												

BOTTOM

Pittsburgh Pirates @ San Francisco Giants
Candlestick Park, San Francisco, CA
Thu Aug 12 1965, 6:38 AM EDT
Att. 20,435 - Unknown

livebaseballscores.com

AB 32
R 2
H 7
RBI 2
BB 1
SO 0
LOB 10



WP: 0 PA: 33
PB: 0
SB: 0
CS: 0

AB R H RBI BB SO LOB

3	0	0	0	0	1	0	0
4	0	1	0	0	0	0	1
4	1	1	1	0	0	0	1
4	0	1	0	0	0	0	0
4	0	0	0	0	0	0	2
4	1	2	1	0	0	0	0
3	0	2	0	0	0	0	1
3	0	0	0	0	0	0	3
1	0	0	0	0	0	0	0
1	0	0	0	0	0	0	1
0	0	0	0	0	0	0	0
1	0	0	0	0	0	0	1
0	0	0	0	0	0	0	0

1B: 5 SF: 0
2B: 0 SAC: 0
3B: 0 DP: 1
HR: 2 HBP: 0

Batter	1	2	3	4	5	6	7	8	9
Dick Schofield, S <small>OBP: 0.289, SLG: 0.260</small> (1, 6)	0-0 4-3 		4-0 BB BB BB G6-4-3 			0-0 F7 		0-0 F4 	
Matty Alou, L <small>OBP: 0.292, SLG: 0.322</small> (1, 9)	0-0 1B 1B 		0-0 G6-4-3 1-2f 			0-0 F9 		0-0 F6 	
Willie Mays, R <small>OBP: 0.396, SLG: 0.641</small> (1, 8)	0-0 F4 			0-0 B2-3 		0-0 HR 		0-0 6-3 	
Willie McCovey, L <small>OBP: 0.396, SLG: 0.559</small> (1, 3)	0-0 1-3 1B 			0-0 3-1 		0-0 F7 		0-0 1-3 	
Jim Ray Hart, R <small>OBP: 0.331, SLG: 0.434</small> (1, 5)	0-0 5-3 			0-0 F7 			0-0 4-3 		0-0 F7
Len Gabrielson, L <small>OBP: 0.382, SLG: 0.448</small> (1, 7)		0-0 F8 E 2-1 1B 			0-0 F3 			0-0 6-3 	
Tom Haller, L <small>OBP: 0.330, SLG: 0.370</small> (1, 2)		0-0 F3 			0-0 1B 				
Hal Lanier, R <small>OBP: 0.267, SLG: 0.282</small> (1, 4)		0-0 F8 1-3 			0-0 F8 			0-0 FC4-8-6 1-2f 	
Gaylord Perry, R <small>OBP: 0.180, SLG: 0.153</small> (5, PH)		0-0 2-1 	0-0 4-3 		0-0 F9 			0-0 F2 	
Ken Henderson, S <small>OBP: 0.238, SLG: 0.167</small> (6, 1)									
Ron Herbel, R <small>OBP: 0.077, SLG: 0.040</small> (7, PH)									
Bob Burda, L <small>OBP: 0.083, SLG: 0.087</small> (8, 1)									
Jack Sanford, R <small>OBP: 0.185, SLG: 0.120</small>									
Inning Stats	R: 0 H: 2 E: 0 LOB: 2 K: 0 BB: 0 S: 5 P: 5	R: 0 H: 1 E: 1 LOB: 1 K: 1 BB: 0 S: 3 P: 3	R: 0 H: 0 E: 0 LOB: 0 K: 0 BB: 1 S: 2 P: 6	R: 0 H: 0 E: 0 LOB: 0 K: 0 BB: 0 S: 3 P: 3	R: 0 H: 1 E: 0 LOB: 1 K: 0 BB: 0 S: 4 P: 4	R: 1 H: 1 E: 0 LOB: 0 K: 0 BB: 0 S: 4 P: 4	R: 1 H: 2 E: 0 LOB: 1 K: 0 BB: 0 S: 5 P: 5	R: 0 H: 0 E: 0 LOB: 0 K: 0 BB: 0 S: 3 P: 3	R: 0 H: 0 E: 0 LOB: 0 K: 0 BB: 0 S: 3 P: 3

PITCHER	IP	WLS	BF	H	R	ER	SO	BB	IBB	HBP	BLK	WP	HR	S	P	ERA	WHIP
Vern Law, R <small>ERA: 1.86</small> (1, 1)	9.0	W	34	7	2	2	0	1	0	0	0	0	2	32	36	2.00	0.889

PITCHER	IP	WLS	BF	H	R	ER	SO	BB	IBB	HBP	BLK	WP	HR	S	P	ERA	WHIP
---------	----	-----	----	---	---	----	----	----	-----	-----	-----	----	----	---	---	-----	------

Batter	1	2	3	4	5	6	7	8	9	AB R H RBI BB SO LOB
Cookie Rojas, R OBP: 0.340, SLG: 0.367 (1, 4)	0-0 4-3	0-0 FC6-4			0-0 BB 1B		0-0 G4-6-3 BB 1B	0-0 G1-6-3		5 1 2 0 0 0 3
Johnny Callison, L OBP: 0.330, SLG: 0.541 (1, 9)	0-0 6-3		0-0 6-3		0-0 F4		4-0 G4-6-3 BB	0-0 S 1B		4 0 1 1 1 0 2
Dick Allen, R OBP: 0.394, SLG: 0.509 (1, 5)	0-0 2B 1B		0-0 F4		4-0 BB		0-0 G4-6-3	0-3 K		4 0 1 0 0 1 3
Dick Stuart, R OBP: 0.298, SLG: 0.440 Ruben Amaro, R OBP: 0.310, SLG: 0.247 (1, 3) (9, 3)	0-0 1-3 2B		0-0 5-3		0-3 K		0-0 1B 1B	0-0 F8		5 0 2 1 0 1 4 0 0 0 0 0 0 0
Wes Covington, L OBP: 0.320, SLG: 0.517 Gary Wagner, R OBP: 0.111, SLG: 0.222 (1, 7) (7, 1)	4-0 BB			0-3 K		0-3 K	0-0 1-2 1B	0-3 K		3 0 1 0 1 2 0 1 0 0 0 0 1 1
Adolfo Phillips, R OBP: 0.273, SLG: 0.273 (1, 8)	0-3 K		0-3 K		0-0 1-3		0-3 K			4 0 0 0 0 3 5
Pat Corrales, R OBP: 0.381, SLG: 0.354 (1, 2)		0-3 K		0-3 K		0-3 K		4-0 1B BB		3 0 0 0 1 3 0
Bobby Wine, R OBP: 0.288, SLG: 0.270 (1, 6)		0-0 F4			0-0 BB 1B 1B		0-0 E6 BB 1B	0-0 G1-6-3 1B		4 1 2 0 0 0 0
Ray Herbert, R OBP: 0.324, SLG: 0.333 Jack Baldschun, R OBP: 0.301, SLG: 0.326 Tony Taylor, R OBP: 0.326, SLG: 0.326 Bo Belinsky, L OBP: 0.253, SLG: 0.207 Alex Johnson, R OBP: 0.354, SLG: 0.451 (1, 1) (4, 1) (5, PH) (5, 1) (7, PH) (7, 7)		4-0 FC6-4 BB		0-3 K		0-3 K	0-0 BB 1B 1B	0-0 F9		0 0 0 0 0 1 0 0 0 0 0 0 0 0 0 0 1 0 0 0 0 0 1 1 0 0 0 0 0 0 0 0 2 1 1 0 0 0 0 2

Inning Stats	R: 0 E: 0 K: 1 S: 7	H: 2 LOB: 3 BB: 1 P: 11	R: 0 E: 0 K: 1 S: 5	H: 0 LOB: 1 BB: 1 P: 9	R: 0 E: 0 K: 0 S: 3	H: 0 LOB: 0 BB: 0 P: 3	R: 0 E: 0 K: 3 S: 9	H: 0 LOB: 0 BB: 0 P: 9	R: 0 E: 0 K: 2 S: 7	H: 0 LOB: 0 BB: 0 P: 7	R: 3 E: 1 K: 1 S: 9	H: 4 LOB: 2 BB: 1 P: 13	R: 0 E: 0 K: 0 S: 3	H: 1 LOB: 1 BB: 1 P: 7	R: 0 E: 0 K: 2 S: 8	H: 1 LOB: 1 BB: 0 P: 8	1B: 9 2B: 1 3B: 0 HR: 0	SF: 0 SAC: 0 DP: 2 HBP: 0	WP: 0 PB: 0 SB: 1 CS: 0	PA: 41
--------------	------------------------------	----------------------------------	------------------------------	---------------------------------	------------------------------	---------------------------------	------------------------------	---------------------------------	------------------------------	---------------------------------	------------------------------	----------------------------------	------------------------------	---------------------------------	------------------------------	---------------------------------	----------------------------------	------------------------------------	----------------------------------	--------


PITCHER	IP	WLS	BF	H	R	ER	SO	BB	IBB	HBP	BLK	WP	HR	S	P	ERA	WHIP
Warren Spahn, L ERA: 4.0 (1, 1)	6.0	L	29	6	3	0	9	4	0	0	0	0	0	43	59	0.00	1.667
Frank Linzy, R ERA: 1.61 (7, 1)	1.0		4	2	0	0	1	0	0	0	0	0	0	6	6	0.00	2.000
Bobby Bolin, R ERA: 2.39 (8, 1)	2.0		8	2	0	0	2	1	0	0	0	0	0	11	15	0.00	1.500

TOP

Philadelphia Phillies @ San Francisco Giants
Candlestick Park, San Francisco, CA

Fri Aug 13 1965, 10:05 PM EDT
Att: 24,275 - Unknown

AB	36
R	3
H	10
RBI	2
BB	5
SO	12
LOB	21



livebaseballscorecards.com

Batter	1	2	3	4	5	6	7	8	9	AB	R	H	RBI	BB	SO	LOB
Dick Schofield, S (1, 6) OBP: 0.287, SLG: 0.258	0-0 4-3 ①		0-0 SH1-4 ①		0-0 6-3 ①		0-0 1-3 ③			3	0	0	0	0	0	0
Matty Alou, L (1, 9) OBP: 0.288, SLG: 0.317	0-0 4-3 ②		0-0 F9 ②		0-0 F9 ②			0-3 K ①		4	0	0	0	0	1	1
Willie Mays, R (1, 8) OBP: 0.395, SLG: 0.636	0-3 K ③		0-3 K ③		4-0 BB			0-3 K ②		3	0	0	0	1	3	1
Willie McCovey, L (1, 3) OBP: 0.394, SLG: 0.554		0-0 4-3 ①		0-0 3-1 ①	0-0 F8 ③			4-0 BB		3	0	0	0	1	0	1
Jim Ray Hart, R (1, 5) OBP: 0.330, SLG: 0.440		0-3 K ②		0-0 HR		0-3 K ①		0-0 F3 ③		4	1	1	1	0	2	1
Len Gabrielson, L (1, 7) OBP: 0.384, SLG: 0.449		0-0 1B 1B 1B		0-0 1B 1B		0-0 F9 ②			0-3 K ①	4	1	2	0	0	1	0
Tom Haller, L (1, 2) OBP: 0.332, SLG: 0.372		0-0 1B 1B 1B		0-0 1B 1B		0-3 K ③			0-0 4-3 ②	4	0	2	0	0	1	0
Hal Lanier, R (1, 4) OBP: 0.267, SLG: 0.283		0-0 1B 1B 1B		0-0 1-3 1B		0-0 F7 ①			0-0 4-3 ②	3	0	1	1	0	0	2
Bob Burda, L (9, PH) OBP: 0.120, SLG: 0.125										1	0	1	0	0	0	0
Ken Henderson, S (9, PR) OBP: 0.238, SLG: 0.167										0	0	0	0	0	0	0
Warren Spahn, L (1, 1) OBP: 0.275, SLG: 0.143										2	0	1	0	0	0	2
Frank Linzy, R (7, 1) OBP: 0.154, SLG: 0.385										0	0	0	0	0	0	0
Cap Peterson, R (7, PH) OBP: 0.327, SLG: 0.416										1	0	0	0	0	1	0
Bobby Bolin, R (8, 1) OBP: 0.192, SLG: 0.160										0	0	0	0	0	0	0
Jim Davenport, R (9, PH) OBP: 0.296, SLG: 0.356										1	0	0	0	0	0	1

Inning Stats	R: 0	H: 0	E: 0	K: 1	S: 5	H: 0	LOB: 0	BB: 0	P: 5	R: 1	H: 3	E: 0	K: 1	S: 7	H: 1	LOB: 1	BB: 0	P: 6	R: 0	H: 1	E: 0	K: 1	S: 6	R: 1	H: 3	E: 0	K: 0	S: 6	R: 0	H: 0	E: 0	K: 2	S: 7	H: 0	LOB: 0	BB: 0	P: 7	R: 0	H: 0	E: 0	K: 1	S: 5	R: 0	H: 0	E: 0	K: 2	S: 7	H: 0	LOB: 1	BB: 0	P: 5	R: 0	H: 0	E: 0	K: 2	S: 7	H: 0	LOB: 1	BB: 1	P: 11	R: 0	H: 1	E: 0	K: 1	S: 6	R: 0	H: 1	E: 0	K: 1	S: 6	1B: 7	2B: 0	3B: 0	HR: 1	SF: 0	SAC: 1	DP: 0	HBP: 0	WP: 0	PB: 0	SB: 0	CS: 0	PA: 36
--------------	------	------	------	------	------	------	--------	-------	------	------	------	------	------	------	------	--------	-------	------	------	------	------	------	------	------	------	------	------	------	------	------	------	------	------	------	--------	-------	------	------	------	------	------	------	------	------	------	------	------	------	--------	-------	------	------	------	------	------	------	------	--------	-------	-------	------	------	------	------	------	------	------	------	------	------	-------	-------	-------	-------	-------	--------	-------	--------	-------	-------	-------	-------	--------

PITCHER	IP	WLS	BF	H	R	ER	SO	BB	IBB	HBP	BLK	WP	HR	S	P	ERA	WHIP
Ray Herbert, R (1, 1) ERA: 3.57	3.1		16	7	2	2	3	0	0	0	0	0	1	22	22	5.40	2.100
Jack Baldschun, R (4, 1) ERA: 3.96	0.2		2	0	0	0	0	0	0	0	0	0	0	2	2	0.00	0.000
Bo Belinsky, L (5, 1) ERA: 4.66	2.0	W	7	0	0	0	2	1	0	0	0	0	0	10	14	0.00	0.500
Gary Wagner, R (7, 1) ERA: 2.7	3.0	S	11	1	0	0	4	1	0	0	0	0	0	18	22	0.00	0.667

BOTTOM

Philadelphia Phillies @ San Francisco Giants
Candlestick Park, San Francisco, CA
Fri Aug 13 1965, 10:05 PM EDT
Att. 24,275 - Unknown

livebaseballscorecards.com

AB	33
R	2
H	8
RBI	2
BB	2
SO	9
LOB	9



Batter	1	2	3	4	5	6	7	8	9	AB R H RBI BB SO LOB	TOP
John Briggs, L (1, 8) OBP: 0.365, SLG: 0.409	0-0 F8		0-0 CS 1B			0-0 1-3		0-0 E4 1B 1B		4 1 2 0 0 0 0	Philadelphia Phillies @ San Francisco Giants Candlestick Park, San Francisco, CA Sat Aug 14 1965, 6:33 AM EDT Att: 23,087 - Unknown
Cookie Rojas, R (1, 4) OBP: 0.340, SLG: 0.366	0-0 F4		0-3 K			0-0 F7		0-0 HR 1B	4 1 1 1 0 1 1		
Johnny Callison, L (1, 9) OBP: 0.329, SLG: 0.543	0-0 3-1					0-0 F9		0-0 F4	4 1 1 0 0 0 1		
Dick Allen, R (1, 5) OBP: 0.394, SLG: 0.516		0-0 5-3				0-0 6-3		0-0 HR	4 1 2 2 0 0 1		
Tony Gonzalez, L (1, 7) OBP: 0.344, SLG: 0.480		0-0 1B 1B				0-0 SF7		0-0 F7	3 0 1 1 0 1 1		
Jack Baldschun, R (8, 1)									0 0 0 0 0 0 0		
Dick Stuart, R (1, 3) OBP: 0.295, SLG: 0.435		0-3 K				0-0 5-3		0-0 6-3	4 0 0 0 0 2 2		
Ruben Amaro, R (9, 3) OBP: 0.310, SLG: 0.247									0 0 0 0 0 0 0		
Clay Dalrymple, L (1, 2) OBP: 0.279, SLG: 0.279		0-0 1-3 1B				0-0 4-3		0-0 6-3	3 0 1 0 1 0 0		
Bobby Wine, R (1, 6) OBP: 0.283, SLG: 0.266		0-0 F2				0-0 F6		0-3 K	4 0 0 0 0 2 4		
Jim Bunning, R (1, 1) OBP: 0.261, SLG: 0.319			0-3 K			0-3 K		0-3 K	2 0 0 0 0 2 0		
Wes Covington, L (8, PH) OBP: 0.318, SLG: 0.514									1 0 0 0 0 1 0		
Alex Johnson, R (8, 7) OBP: 0.354, SLG: 0.451									0 0 0 0 0 0 0		
Inning Stats	R: 0 H: 0 E: 0 LOB: 0 K: 0 BB: 0 S: 3 P: 3	R: 0 H: 2 E: 0 LOB: 2 K: 1 BB: 0 S: 7 P: 7	R: 0 H: 1 E: 0 LOB: 1 K: 2 BB: 0 S: 7 P: 7	R: 1 H: 1 E: 0 LOB: 0 K: 0 BB: 0 S: 4 P: 4	R: 0 H: 0 E: 0 LOB: 0 K: 1 BB: 0 S: 5 P: 5	R: 0 H: 0 E: 0 LOB: 0 K: 0 BB: 0 S: 3 P: 3	R: 0 H: 1 E: 0 LOB: 2 K: 3 BB: 1 S: 10 P: 14	R: 3 H: 3 E: 1 LOB: 0 K: 1 BB: 0 S: 8 P: 8	R: 0 H: 0 E: 0 LOB: 0 K: 1 BB: 0 S: 5 P: 5	1B: 6 SF: 1 2B: 1 SAC: 0 3B: 1 DP: 1 HR: 1 HBP: 0	WP: 0 PA: 35 PB: 0 SB: 1 CS: 1
PITCHER Juan Marichal, R (1, 1) ERA: 1.8	IP WLS BF H R ER SO BB IBB HBP BLK WP HR S P ERA WHIP										
	9.0 L 35 8 4 4 9 1 0 0 0 0 0 1 52 56 4.00 1.000										

livebaseballscores.com

AB	33
R	4
H	8
RBI	4
BB	1
SO	9
LOB	10



Batter	1	2	3	4	5	6	7	8	9	AB R H RBI BB SO LOB
--------	---	---	---	---	---	---	---	---	---	----------------------

Dick Schofield, S OBP: 0.291, SLG: 0.258 (1, 6)	0-0 F8			0-0 FC1-6 1B	0-0 6-3		4-0 BB		4-0 1-2 BB	3 0 1 0 2 0 1
Matty Alou, L OBP: 0.287, SLG: 0.319 (1, 9)	0-3 K			0-0 FC1-6 1B 1-2f		0-0 SH3 SF8 2B	0-0 1-3		0-0 G3	5 1 1 0 0 1 5
Willie Mays, R OBP: 0.392, SLG: 0.631 (1, 8)	0-0 4-3			0-0 F9		0-0 SH3 2-3		0-3 K		3 0 0 0 0 1 1
Willie McCovey, L OBP: 0.395, SLG: 0.554 (1, 3)		0-0 3-4-1		0-0 BB 1-3 1B		0-0 SF8 3-H		4-0 BB		2 0 1 1 1 0 0
Jim Ray Hart, R OBP: 0.329, SLG: 0.436 (1, 5)		0-0 6-3		4-0 1-2 BB		0-3 K		0-3 K		3 0 0 0 1 2 1
Len Gabrielson, L OBP: 0.381, SLG: 0.456 (1, 7)		0-3 K		0-0 F6			0-0 E 3B	0-0 F6		4 1 1 0 0 1 4
Tom Haller, L OBP: 0.331, SLG: 0.370 (1, 2)			0-3 K		0-0 F8		0-0 E8 SH2-4 1B 3-H		0-0 G3	4 0 1 1 0 1 0
Hal Lanier, R OBP: 0.265, SLG: 0.281 (1, 4)			0-3 K		0-0 E3 SH3-4		0-0 SH2-4 2-3		0-3 K2-3	3 0 0 0 0 2 0
Juan Marichal, R OBP: 0.169, SLG: 0.160 Bob Burda, L OBP: 0.154, SLG: 0.125 (9, PH)			0-0 F4		0-0 SH3-4 1-2		0-0 B3-4		4-0 BB BB	2 0 0 0 0 0 1 0 0 0 0 1 0 0

Inning Stats	R: 0 E: 0 K: 1 S: 5	H: 0 LOB: 0 BB: 0 P: 5	R: 0 E: 0 K: 1 S: 5	H: 0 LOB: 0 BB: 0 P: 5	R: 0 E: 0 K: 2 S: 7	H: 0 LOB: 0 BB: 0 P: 7	R: 0 E: 0 K: 0 S: 5	H: 2 LOB: 3 BB: 1 P: 9	R: 0 E: 1 K: 0 S: 4	H: 0 LOB: 1 BB: 0 P: 4	R: 1 E: 0 K: 1 S: 6	H: 1 LOB: 0 BB: 0 P: 6	R: 1 E: 1 K: 0 S: 5	H: 2 LOB: 2 BB: 1 P: 9	R: 0 E: 0 K: 2 S: 7	H: 0 LOB: 1 BB: 1 P: 11	R: 0 E: 0 K: 1 S: 5	H: 0 LOB: 2 BB: 2 P: 13	1B: 3 2B: 1 3B: 1 HR: 0	SF: 1 SAC: 3 DP: 0 HBP: 0
--------------	------------------------------	---------------------------------	------------------------------	---------------------------------	------------------------------	---------------------------------	------------------------------	---------------------------------	------------------------------	---------------------------------	------------------------------	---------------------------------	------------------------------	---------------------------------	------------------------------	----------------------------------	------------------------------	----------------------------------	----------------------------------	------------------------------------

PITCHER	IP	WLS	BF	H	R	ER	SO	BB	IBB	HBP	BLK	WP	HR	S	P	ERA	WHIP
Jim Bunning, R ERA: 2.53 (1, 1)	7.0	W	29	5	2	2	5	2	0	0	0	0	0	37	45	2.57	1.000
Jack Baldschun, R ERA: 3.86 (8, 1)	2.0	S	9	0	0	0	3	3	0	0	0	0	0	12	24	0.00	1.500

BOTTOM

Philadelphia Phillies @ San Francisco Giants
Candlestick Park, San Francisco, CA
Sat Aug 14 1965, 6:33 AM EDT
Att. 23,087 - Unknown

livebaseballscorecards.com

AB	29
R	2
H	5
RBI	2
BB	5
SO	8
LOB	13



WP: 0	PA: 38
PB: 0	
SB: 0	
CS: 0	

Batter	1	2	3	4	5	6	7	8	9	AB R H RBI BB SO LOB	TOP																			
Cookie Rojas, R (1, 4) <small>OBP: 0.338, SLG: 0.364</small> Lew Burdette, R (8, 1) <small>OBP: 0.364, SLG: 0.409</small> Tony Gonzalez, L (9, PH) <small>OBP: 0.343, SLG: 0.478</small>	0-0 F9		0-0 FC4-6 1B	0-0 L4		0-0 B1-3		0-0 F2	0-0 6-3	5 0 1 0 0 0 2 0 0 0 0 0 0 0 1 0 0 0 0 0 1																				
Johnny Callison, L (1, 9) <small>OBP: 0.332, SLG: 0.543</small>	0-0 1B 1B		0-0 FC4-6 3B 1-2f 2-3	0-0 1B 1B F7-2 1B		0-3 K			4-0 G6-4-3 BB	4 1 2 0 1 1 2																				
Dick Allen, R (1, 5) <small>OBP: 0.396, SLG: 0.522</small>	0-0 1-3 1B		0-0 1-1H 3-1H 1B 3B	0-0 1-2 1B		0-0 5-3			0-0 G6-4-3 1-2f	5 1 3 2 0 0 1																				
Dick Stuart, R (1, 3) <small>OBP: 0.296, SLG: 0.433</small>	0-3 K		0-0 1-1B 1B BB	0-0 1-2 2-3 1B		0-0 F5			0-0 E5 1B E CI	4 2 1 0 1 1 2																				
Alex Johnson, R (1, 7) <small>OBP: 0.353, SLG: 0.448</small> Wes Covington, L (3, PH) <small>OBP: 0.317, SLG: 0.508</small> (3, 7)	0-3 K		0-0 1-1B 1B 1-2 3-1H 1B	0-0 F7-2 3-1H		0-3 K			0-0 E4 CI 1B BB	1 0 0 0 0 1 2 4 1 1 1 0 1 4																				
Adolfo Phillips, R (1, 8) <small>OBP: 0.265, SLG: 0.265</small> John Briggs, L (3, PH) <small>OBP: 0.374, SLG: 0.418</small> (3, 8)		0-3 K	0-0 1-1B 1-2 2-1H 1B		0-0 1-3				0-0 F9 CI 1B	1 0 0 0 0 1 0 4 1 3 1 0 0 0																				
Pat Corrales, R (1, 2) <small>OBP: 0.371, SLG: 0.343</small>		0-3 K	0-0 F8		0-0 F4				0-1 CI 1-2	3 1 0 0 0 1 2																				
Bobby Wine, R (1, 6) <small>OBP: 0.284, SLG: 0.267</small>		0-0 F5	0-0 FC6 1-2 2-3 1B		0-0 F6				0-0 F9 BB BB BB	3 0 1 0 0 0 0																				
Ray Culp, R (1, 1) <small>OBP: 0.163, SLG: 0.077</small> Bo Belinsky, L (3, 1) <small>OBP: 0.253, SLG: 0.207</small> Art Mahaffey, R (5, 1) <small>OBP: 0.111, SLG: 0.111</small> Ruben Amaro, R (5, 6) <small>OBP: 0.311, SLG: 0.254</small> Tony Taylor, R (8, PH) <small>OBP: 0.302, SLG: 0.325</small> (8, 4)			0-0 FC4-6 3B BB			0-3 K			0-0 K	1 1 0 0 1 0 3 0 0 0 0 0 0 0 0 0 0 0 0 0 0 3 0 1 3 0 2 2 1 1 0 1 1 0 2																				
Inning Stats	R: 0 E: 0 K: 2 S: 9	H: 2 LOB: 2 BB: 0 P: 9	R: 0 E: 0 K: 2 S: 7	H: 0 LOB: 0 BB: 0 P: 7	R: 4 E: 0 K: 0 S: 8	H: 5 LOB: 3 BB: 2 P: 16	R: 0 E: 0 K: 0 S: 5	H: 3 LOB: 2 BB: 0 P: 5	R: 0 E: 0 K: 0 S: 3	H: 0 LOB: 0 BB: 0 P: 3	R: 0 E: 0 K: 2 S: 7	H: 0 LOB: 0 BB: 0 P: 7	R: 0 E: 1 K: 1 S: 5	H: 0 LOB: 0 BB: 0 P: 5	R: 0 E: 1 K: 1 S: 7	H: 1 LOB: 2 BB: 0 P: 7	R: 5 E: 3 K: 0 S: 7	H: 2 LOB: 1 BB: 2 P: 15	1B: 11 2B: 2 3B: 1 HR: 0	SF: 0 SAC: 0 DP: 2 HBP: 0	WP: 0 PB: 0 SB: 0 CS: 0	PA: 46								
PITCHER	IP WLS BF H R ER SO BB IBB HBP BLK WP HR S P ERA WHIP																													
Masanori Murakami, L (1, 1) <small>ERA: 4.84</small> Ron Herbel, R (3, 1) <small>ERA: 3.89</small> Bill Henry, L (4, 1) <small>ERA: 3.03</small> Jack Sanford, R (9, 1) <small>ERA: 3.96</small>	2.1		12	4	3	3	4	1	0	0	0	0	0	0	19	23	11.57	2.143												
	1.0		10	6	1	1	0	1	0	0	0	0	0	0	9	13	9.00	7.000												
	4.2	W	15	1	0	0	4	0	0	0	0	0	0	0	23	23	0.00	0.214												
	1.0	S	9	2	5	0	0	2	0	0	0	0	0	0	7	15	0.00	4.000												

Philadelphia Phillies @ San Francisco Giants
Candlestick Park, San Francisco, CA
Sun Aug 15 1965, 6:33 AM EDT
Att: 26,931 - Unknown

livebaseballscorecards.com

AB	40
R	9
H	13
RBI	8
BB	4
SO	8
LOB	23



Batter	1	2	3	4	5	6	7	8	9
Matty Alou, L OBP: 0.292, SLG: 0.325 (1, 9)	0-0 G3		4-0 E 1B HR BB	0-0 FC3-6 E		0-0 FC5-4 1B	0-0 2B		
Jim Davenport, R OBP: 0.294, SLG: 0.352 (1, 6)	0-3 K		0-0 E HR 1B	0-3 K		0-0 FC5-4 HR BB	0-0 6-3		
Willie Mays, R OBP: 0.393, SLG: 0.628 Ken Henderson, S OBP: 0.227, SLG: 0.158 (1, 8) (7, 8)	0-0 F3		0-0 E6 HR	4-0 E IBB		4-0 HR BB	0-3 K		
Willie McCovey, L OBP: 0.394, SLG: 0.559 Bob Burda, L OBP: 0.148, SLG: 0.120 (1, 3) (7, 3)		0-0 F4	0-3 K	0-0 E1		0-0 HR	0-0 F2		
Jim Ray Hart, R OBP: 0.333, SLG: 0.444 (1, 5)		0-0 1B 1B	0-0 HR	0-0 4-3		4-0 BB	0-0 6-3		
Len Gabrielson, L OBP: 0.382, SLG: 0.472 (1, 7)		0-0 1B 1B	0-0 F3		0-0 HR	0-0 G3-6-3	0-0 F8		
Tom Haller, L OBP: 0.333, SLG: 0.372 (1, 2)		0-0 1B	0-0 G3		0-0 E1		0-0 1B 1B		
Hal Lanier, R OBP: 0.268, SLG: 0.288 (1, 4)		0-0 F4		0-0 1B 3B	0-0 G4-6-3		0-0 2B 1B		
Masanori Murakami, L OBP: 0.111, SLG: 0.111 Ron Herbel, R OBP: 0.077, SLG: 0.040 Bill Henry, L OBP: 0.250, SLG: 0.250 Jack Sanford, R OBP: 0.185, SLG: 0.120 (1, 1) (3, 1) (4, 1) (9, 1)		0-0 F9		0-0 FC3-6 1B	0-3 K		0-3 K		

AB	R	H	RBI	BB	SO	LOB
4	2	2	2	1	0	1
5	2	1	0	0	2	3
2	3	0	0	2	0	2
1	0	0	0	0	1	1
4	2	1	3	0	1	2
1	0	0	0	0	0	0
4	2	2	4	1	0	0
5	1	2	1	0	0	1
4	1	2	1	0	0	0
4	2	2	0	0	0	3
1	0	0	0	0	0	2
0	0	0	0	0	0	0
3	0	1	1	0	2	2
0	0	0	0	0	0	0

AB	R	H	RBI	BB	SO	LOB
38	15	13	12	4	6	17

WP	HR	S	P	ERA	WHIP
0	0	0	0	0	0

WP	HR	S	P	ERA	WHIP
0	0	0	0	0	0



Philadelphia Phillies @ San Francisco Giants
Candlestick Park, San Francisco, CA
Sun Aug 15 1965, 6:33 AM EDT
Att. 26,931 - Unknown

Inning Stats																	
R	H	E	K	S	P	R	H	E	K	S	P	R	H	E	K	S	P
0	0	0	1	5	5	1	3	0	0	5	5	4	2	0	1	8	6
0	0	0	1	5	5	1	3	0	0	5	5	4	2	0	1	8	6
0	0	0	1	5	5	1	3	0	0	5	5	4	2	0	1	8	6
0	0	0	1	5	5	1	3	0	0	5	5	4	2	0	1	8	6

PITCHER	IP	WLS	BF	H	R	ER	SO	BB	IBB	HBP	BLK	WP	HR	S	P	ERA	WHIP
Ray Culp, R ERA: 3.09 (1, 1)	2.1	L	14	5	5	4	2	1	0	0	0	0	1	17	21	15.43	2.571
Bo Belinsky, L ERA: 4.76 (3, 1)	1.2		11	3	5	2	1	0	1	0	0	0	1	12	16	10.80	1.800
Art Mahaffey, R ERA: 6.79 (5, 1)	3.0		14	5	5	5	3	2	0	0	0	0	1	18	26	15.00	2.333
Lew Burdette, R ERA: 5.35 (8, 1)	1.0		3	0	0	0	0	0	0	0	0	0	0	3	3	0.00	0.000

Inning Stats																	
R	H	E	K	S	P	R	H	E	K	S	P	R	H	E	K	S	P
3	2	0	1	4	4	1	2	0	2	12	6	2	3	10	10	3	3
3	2	0	1	4	4	1	2	0	2	12	6	2	3	10	10	3	3
3	2	0	1	4	4	1	2	0	2	12	6	2	3	10	10	3	3
3	2	0	1	4	4	1	2	0	2	12	6	2	3	10	10	3	3

Batter	1	2	3	4	5	6	7	8	9	AB R H RBI BB SO LOB	TOP
Chuck Hiller, L (1, 4) <small>OBP: 0.295, SLG: 0.386</small>	0-0 		0-0 4-3			0-0 F7			0-0 	4 1 2 1 0 0 1	
Roy McMillan, R (1, 6) <small>OBP: 0.276, SLG: 0.290</small>	0-0 P2			0-0 F9		0-0 			0-3 K	4 0 1 1 0 1 1	
Johnny Lewis, L (1, 9) <small>OBP: 0.337, SLG: 0.416</small>	0-0 4-3			0-0 3-1		0-3 K			0-3 K	4 0 0 0 0 2 2	
Charley Smith, R (1, 5) <small>OBP: 0.280, SLG: 0.437</small>	0-3 K			0-0 E5			0-0 1-3		0-0 F6	4 0 0 0 0 1 1	
Ed Kranepool, L (1, 3) <small>OBP: 0.307, SLG: 0.396</small>		0-0 4-3			0-0 4-3		0-0 F8			3 0 0 0 0 0 0	
Ron Swoboda, R (1, 7) <small>OBP: 0.283, SLG: 0.456</small>		0-0 F8			0-0 5-3		0-0 6-3			3 0 0 0 0 0 0	
Jim Hickman, R (1, 8) <small>OBP: 0.264, SLG: 0.359</small>		0-0 F5			0-0 1-3			0-0 F3		3 0 0 0 0 0 0	
John Stephenson, L (1, 2) <small>OBP: 0.255, SLG: 0.288</small>			0-0 F9			0-0 4-3		0-0 5-3		2 0 0 0 0 0 0	
Jimmie Schaffer, R (6, 2) <small>OBP: 0.246, SLG: 0.302</small>										1 0 0 0 0 0 0	
Tom Parsons, R (1, 1) <small>OBP: 0.111, SLG: 0.059</small>			0-3 K			0-0 		0-3 K		1 0 0 0 0 0 1 0	
Gordie Richardson, R (4, 1) <small>OBP: 0.296, SLG: 0.296</small>										0 0 0 0 0 0 0 0	
Joe Christopher, R (6, PH) <small>OBP: 0.296, SLG: 0.296</small>										1 1 1 0 0 0 0 0	
Bob Moorhead, R (6, 1) <small>OBP: 0.296, SLG: 0.296</small>										0 0 0 0 0 0 0 0	
Gary Kolb, L (8, PH) <small>OBP: 0.253, SLG: 0.279</small>										1 0 0 0 0 1 0 0	
Darrell Sutherland, R (8, 1) <small>OBP: 0.333, SLG: 1.000</small>										0 0 0 0 0 0 0 0	
Tug McGraw, R (8, 1) <small>OBP: 0.333, SLG: 0.333</small>										0 0 0 0 0 0 0 0	
Inning Stats	R: 0 H: 1 E: 0 LOB: 1 K: 1 BB: 0 S: 6 P: 6	R: 0 H: 0 E: 0 LOB: 0 K: 0 BB: 0 S: 3 P: 3	R: 0 H: 0 E: 0 LOB: 0 K: 1 BB: 0 S: 5 P: 5	R: 0 H: 0 E: 1 LOB: 1 K: 0 BB: 0 S: 3 P: 3	R: 0 H: 0 E: 0 LOB: 0 K: 0 BB: 0 S: 3 P: 3	R: 1 H: 2 E: 0 LOB: 1 K: 1 BB: 0 S: 7 P: 7	R: 0 H: 0 E: 0 LOB: 0 K: 0 BB: 0 S: 3 P: 3	R: 0 H: 0 E: 0 LOB: 0 K: 1 BB: 0 S: 5 P: 5	R: 1 H: 1 E: 0 LOB: 0 K: 2 BB: 0 S: 8 P: 8	1B: 2 SF: 0 2B: 1 SAC: 0 3B: 0 DP: 0 HR: 1 HBP: 0	WP: 0 PA: 31 PB: 0 SB: 1 CS: 0
PITCHER Bob Shaw, R (1, 1) <small>ERA: 2.37</small>	IP 9.0 WLS W BF 31 H 4 R 2 ER 2 SO 6 BB 0 IBB 0 HBP 0 BLK 0 WP 0 HR 1 S 43 P 43 ERA 2.00 WHIP 0.444										

New York Mets @ San Francisco Giants
 Candlestick Park, San Francisco, CA

Mon Aug 16 1965, 6:33 AM EDT
 Att. 6,779 - Unknown

livebaseballscorecards.com

AB	31
R	2
H	4
RBI	2
BB	0
SO	6
LOB	5



Batter	1	2	3	4	5	6	7	8	9	AB	R	H	RBI	BB	SO	LOB
Jim Davenport, R OBP: 0.293, SLG: 0.350 (1, 6)	0-0 L4-3 1B			0-0 F8	0-0 F9		0-0 5-3			4	0	1	0	0	0	2
Hal Lanier, R OBP: 0.265, SLG: 0.285 (1, 4)	0-0 L4-3 1-2			0-0 F8		0-0 F8		0-0 4-3		4	0	0	0	0	0	1
Willie Mays, R OBP: 0.394, SLG: 0.633 (1, 8)	0-0 F9			0-0 HR		0-3 K		4-0 1B SF8 BB		3	2	1	1	1	1	0
Willie McCovey, L OBP: 0.395, SLG: 0.558 (1, 3)		0-0 F7		0-0 1B BB 1B		0-0 6-3		0-0 WP SF8 1B		4	0	2	0	0	0	0
Jim Ray Hart, R OBP: 0.334, SLG: 0.445 (1, 5)		0-0 F7		4-0 1B BB			0-0 1B 1B	0-0 SF8		2	0	1	1	1	0	0
Len Gabrielson, L OBP: 0.384, SLG: 0.472 (1, 7)		0-0 F5		0-0 1-2 2-3 1B			0-0 1B 1B	0-0 K		4	1	2	0	0	1	1
Tom Haller, L OBP: 0.336, SLG: 0.375 (1, 2)			0-0 FC4-6 1B	0-0 F7			0-0 FC1-5 1B 1B			3	0	2	0	0	0	3
Ken Henderson, S OBP: 0.240, SLG: 0.182 (1, 9)			0-0 FC4-6 CS 1-2f		0-0 F9		0-0 FC1-5 1B			3	0	1	1	0	0	1
Bob Shaw, R OBP: 0.140, SLG: 0.125 (1, 1)			0-0 F9 1-2		0-3 K		0-0 FC1-5 1-2 2-3f			3	0	0	0	0	1	3

Inning Stats	R: 0	H: 1	E: 0	LOB: 0	K: 0	BB: 0	S: 3	P: 3	R: 0	H: 0	E: 0	LOB: 0	K: 0	BB: 0	S: 3	P: 3	R: 0	H: 1	E: 0	LOB: 0	K: 0	BB: 0	S: 3	P: 3	R: 1	H: 3	E: 0	LOB: 3	K: 0	BB: 1	S: 6	P: 10	R: 0	H: 0	E: 0	LOB: 0	K: 1	BB: 0	S: 5	P: 5	R: 0	H: 0	E: 0	LOB: 0	K: 1	BB: 0	S: 5	P: 5	R: 1	H: 4	E: 0	LOB: 2	K: 0	BB: 0	S: 6	P: 6	R: 1	H: 1	E: 0	LOB: 1	K: 1	BB: 1	S: 6	P: 10
--------------	------	------	------	--------	------	-------	------	------	------	------	------	--------	------	-------	------	------	------	------	------	--------	------	-------	------	------	------	------	------	--------	------	-------	------	-------	------	------	------	--------	------	-------	------	------	------	------	------	--------	------	-------	------	------	------	------	------	--------	------	-------	------	------	------	------	------	--------	------	-------	------	-------


PITCHER	IP	WLS	BF	H	R	ER	SO	BB	IBB	HBP	BLK	WP	HR	S	P	ERA	WHIP
Tom Parsons, R ERA: 4.7 (1, 1)	3.2		15	5	1	1	0	1	0	0	0	0	1	14	18	2.46	1.636
Gordie Richardson, L ERA: 5.19 (4, 1)	1.1		4	0	0	0	1	0	0	0	0	0	0	6	6	0.00	0.000
Bob Moorhead, R ERA: 4.5 (6, 1)	2.0	L	9	4	1	1	1	0	0	0	0	0	0	11	11	4.50	2.000
Darrell Sutherland, R ERA: 3.52 (8, 1)	0.2		4	1	1	1	0	1	0	0	0	0	0	3	7	13.50	3.000
Tug McGraw, L ERA: 3.61 (8, 1)	0.1		1	0	0	0	1	0	0	0	0	1	0	3	3	0.00	0.000

BOTTOM

New York Mets @ San Francisco Giants
Candlestick Park, San Francisco, CA

Mon Aug 16 1965, 6:33 AM EDT
Att. 6,779 - Unknown

AB	30
R	3
H	10
RBI	3
BB	2
SO	3
LOB	11



1B: 9	SF: 1	WP: 1	PA: 33
2B: 1	SAC: 0	PB: 0	
3B: 0	DP: 1	SB: 0	
HR: 1	HBP: 0	CS: 1	

PITCHER	IP	WLS	BF	H	R	ER	SO	BB	IBB	HBP	BLK	WP	HR	S	P	ERA	WHIP
---------	----	-----	----	---	---	----	----	----	-----	-----	-----	----	----	---	---	-----	------

Batter	1	2	3	4	5	6	7	8	9	AB R H RBI BB SO LOB	TOP					
Chuck Hiller, L (1, 7) <small>OBP: 0.298, SLG: 0.383</small>	0-0 1-3		4-0 BB SH1-3 FC6-4 BB	0-0 CS	0-0 SH1-3 1B		0-0 4-3 1-2		0-0 F2	4 1 1 0 1 0 1						
Ron Hunt, R (1, 4) <small>OBP: 0.333, SLG: 0.286</small>	0-0 6-3		0-0 SH1-3 1-2		0-0 SH1-3 1-2		4-0 BB			1 0 0 0 1 0 0						
Johnny Lewis, L (1, 9) <small>OBP: 0.338, SLG: 0.414</small>	1-0 HBP		4-0 FC6-4 BB BB		0-3 K		0-0 F7			2 0 0 0 1 1 3						
Ed Kranepool, L (1, 3) <small>OBP: 0.307, SLG: 0.393</small>	0-0 G1		4-0 FC6-4 1-2 2-3 BB		0-3 K		0-3 K			3 0 0 0 1 2 2						
Charley Smith, R (1, 5) <small>OBP: 0.282, SLG: 0.436</small>		4-0 1B BB BB	0-0 FC6-4 1-2f 2-3 3-H		0-3 K		0-0 1B			3 1 1 1 1 1 2						
John Stephenson, L (1, 2) <small>OBP: 0.254, SLG: 0.286</small>		0-0 1B 1-2 1B	0-3 K		0-3 K		0-0 F8			4 0 1 0 0 2 3						
Gary Kolb, L (1, 8) <small>OBP: 0.242, SLG: 0.267</small>		0-3 K		0-0 F8		0-3 K		0-3 K		4 0 0 0 0 3 3						
Roy McMillan, R (1, 6) <small>OBP: 0.275, SLG: 0.290</small>		0-0 G6-4-3 1-2 2-H 1B	0-3 K		0-3 K		0-0 F7		0-0 F9	4 0 1 1 0 1 0						
Jack Fisher, R (1, 1) <small>OBP: 0.143, SLG: 0.161</small> Gordie Richardson, R (6, 1) Joe Christopher, R (7, PH) <small>OBP: 0.299, SLG: 0.298</small> Darrell Sutherland, R (7, 1) <small>OBP: 0.333, SLG: 1.000</small> Ron Swoboda, R (9, PH) <small>OBP: 0.282, SLG: 0.455</small>		0-0 G6-4-3	0-0 E6		0-0 CS		0-0 4-3 1B		0-0 4-3	2 0 0 0 0 0 2 0 0 0 0 0 0 0 1 0 1 0 0 0 0 0 0 0 0 0 0 0 1 0 0 0 0 0 0						
Inning Stats	R: 0 H: 0 E: 0 LOB: 1 K: 0 BB: 0 S: 3 P: 4	R: 1 H: 2 E: 0 LOB: 1 K: 1 BB: 1 S: 6 P: 10	R: 1 H: 0 E: 0 LOB: 2 K: 1 BB: 3 S: 5 P: 17	R: 0 H: 0 E: 1 LOB: 0 K: 1 BB: 0 S: 5 P: 5	R: 0 H: 1 E: 0 LOB: 1 K: 2 BB: 0 S: 8 P: 8	R: 0 H: 0 E: 0 LOB: 0 K: 3 BB: 0 S: 9 P: 9	R: 0 H: 1 E: 0 LOB: 2 K: 0 BB: 1 S: 4 P: 8	R: 0 H: 1 E: 0 LOB: 1 K: 2 BB: 0 S: 8 P: 8	R: 0 H: 0 E: 0 LOB: 0 K: 0 BB: 0 S: 3 P: 3	1B: 5 SF: 0 2B: 0 SAC: 2 3B: 0 DP: 1 HR: 0 HBP: 1	WP: 0 PA: 38 PB: 0 SB: 0 CS: 1					
PITCHER	IP WLS BF H R ER SO BB IBB HBP BLK WP HR S P ERA WHIP															
Gaylord Perry, R (1, 1) <small>ERA: 4.07</small> Bobby Bolin, R (3, 1) <small>ERA: 2.23</small>	2.1 W	13 W	2 3	2 0	2 0	1 9	4 1	0 0	1 0	0 0	0 0	0 0	10 41	27 45	7.71 0.00	2.571 0.600

New York Mets @ San Francisco Giants
 Candlestick Park, San Francisco, CA
 Tue Aug 17 1965, 6:33 AM EDT
 Att. 7,656 - Unknown

livebaseballscorecards.com

AB 29
R 2
H 5
RBI 2
BB 5
SO 10
LOB 16



Batter	1	2	3	4	5	6	7	8	9	AB	R	H	RBI	BB	SO	LOB
Matty Alou, L OBP: 0.292, SLG: 0.324 (1, 9)	0-0 4-3		0-0 E5 1B		0-0 F3		0-0 E 1B 1B			4	0	1	0	0	0	1
Jim Davenport, R OBP: 0.296, SLG: 0.357 (1, 6)	0-0 5-3		0-0 F3		0-0 2B		0-0 E 1B			4	0	2	0	0	0	2
Willie McCovey, L OBP: 0.394, SLG: 0.555 (1, 3)	0-0 F5		0-0 1B 2-H 3-H		0-3 K		0-0 E1 1-2 2-3			4	0	1	1	0	1	3
Jim Ray Hart, R OBP: 0.336, SLG: 0.444 (1, 5)		4-0 FC6-4 BB		0-0 1B 2B 1B		0-0 5-3		0-3 K		3	1	1	0	1	1	4
Len Gabrielson, L OBP: 0.382, SLG: 0.467 (1, 7)		0-3 K		0-0 1-2 2B 1B		0-0 3-1		0-0 4-3		4	1	1	0	0	1	4
Tom Haller, L OBP: 0.335, SLG: 0.371 (1, 2)		0-0 F9		0-3 K		4-0 1B BB		0-0 1-3		3	0	0	0	1	1	3
Hal Lanier, R OBP: 0.265, SLG: 0.285 (1, 4)		0-0 FC6-4 1-2f		0-0 F9		0-0 1-3 G5-4-3 1B		0-0 F8		4	0	1	0	0	0	3
Ken Henderson, S OBP: 0.276, SLG: 0.269 (1, 8)			0-0 E 1B		0-0 1-H 2-H 2B		0-0 G5-4-3 1-2f		0-0 6-3		4	1	2	2	0	2
Gaylord Perry, R OBP: 0.180, SLG: 0.153 (1, 1)			0-0 F2		0-0 6-3					0	0	0	0	0	0	0
Bobby Bolin, R OBP: 0.172, SLG: 0.143 (3, 1)										3	0	0	0	0	1	2

Inning Stats	R: 0	H: 0	E: 0	LOB: 0	K: 0	S: 3	R: 0	H: 0	E: 0	LOB: 1	K: 1	S: 5	R: 1	H: 2	E: 1	LOB: 2	K: 0	S: 5	R: 2	H: 3	E: 0	LOB: 1	K: 1	S: 8	R: 0	H: 1	E: 0	LOB: 1	K: 1	S: 6	R: 0	H: 1	E: 0	LOB: 1	K: 0	S: 3	R: 0	H: 2	E: 1	LOB: 3	K: 2	S: 10	R: 0	H: 0	E: 0	LOB: 0	K: 0	S: 3
	0	0	0	0	0	3	0	0	0	1	1	5	1	2	2	1	0	5	3	0	3	0	1	8	1	1	0	1	0	1	6	0	1	0	1	7	0	2	3	10	0	0	0	3				

PITCHER	IP	WLS	BF	H	R	ER	SO	BB	IBB	HBP	BLK	WP	HR	S	P	ERA	WHIP
Jack Fisher, R ERA: 3.88 (1, 1)	5.1	L	25	7	3	2	3	2	0	0	0	0	0	29	37	3.38	1.688
Gordie Richardson, L ERA: 5.06 (6, 1)	0.2		1	0	0	0	0	0	0	0	0	0	0	1	1	0.00	0.000
Darrell Sutherland, R ERA: 2.79 (7, 1)	2.0		9	2	0	0	2	0	0	0	0	0	0	13	13	0.00	1.000


BOTTOM

New York Mets @ San Francisco Giants
Candlestick Park, San Francisco, CA

Tue Aug 17 1965, 6:33 AM EDT
Att. 7,656 - Unknown

AB	33
R	3
H	9
RBI	3
BB	2
SO	5
LOB	24

livebaseballscorecards.com



PITCHER	IP	WLS	BF	H	R	ER	SO	BB	IBB	HBP	BLK	WP	HR	S	P	ERA	WHIP
Jack Fisher, R ERA: 3.88 (1, 1)	5.1	L	25	7	3	2	3	2	0	0	0	0	0	29	37	3.38	1.688
Gordie Richardson, L ERA: 5.06 (6, 1)	0.2		1	0	0	0	0	0	0	0	0	0	0	1	1	0.00	0.000
Darrell Sutherland, R ERA: 2.79 (7, 1)	2.0		9	2	0	0	2	0	0	0	0	0	0	13	13	0.00	1.000

Batter	1	2	3	4	5	6	7	8	9	AB R H RBI BB SO LOB	TOP											
Ron Hunt, R (1, 4) OBP: 0.311, SLG: 0.264	0-0 F9		0-0 5-3			0-0 F8		0-0 F4		4 0 0 0 0 0 0												
Roy McMillan, R (1, 6) OBP: 0.280, SLG: 0.291	4-0 WP BB			4-0 G3 BB		0-0 1B		0-3 K		2 0 1 0 2 1 0												
Chuck Hiller, L (1, 7) OBP: 0.293, SLG: 0.377	0-0 F8			0-0 G3 1-2		0-0 5-3		0-0 6-3		4 0 0 0 0 0 3												
Johnny Lewis, L (1, 9) OBP: 0.337, SLG: 0.412	0-3 K 1-2			0-0 F9		0-0 FC3-6 1B 1B		0-3 K		4 0 1 0 0 2 2												
Ed Kranepool, L (1, 3) OBP: 0.308, SLG: 0.392		0-0 5-3		0-0 F9		0-0 FC3-6 1B		4-0 G1-4-3 BB		3 0 1 0 1 0 1												
Charley Smith, R (1, 5) OBP: 0.279, SLG: 0.431		0-0 F8		0-0 5-3		0-0 FC3-6 BB 1-2f 2-3		0-0 G1-4-3		4 0 0 0 0 0 3												
Jim Hickman, R (1, 8) OBP: 0.262, SLG: 0.355		0-0 F9		0-3 K		0-0 F6				3 0 0 0 0 1 2												
Chris Cannizzaro, R (1, 2) OBP: 0.253, SLG: 0.224			0-3 K		0-0 F4		4-0 BB BB BB			2 0 0 0 0 1 0												
John Stephenson, L (7, PH) OBP: 0.267, SLG: 0.286										0 0 0 0 1 0 0												
Al Jackson, L (7, PR) OBP: 0.130, SLG: 0.133										0 0 0 0 0 0 0												
Jimmie Schaffer, R (7, 2) OBP: 0.246, SLG: 0.302										0 0 0 0 0 0 0												
Larry Miller, L (1, 1) OBP: 0.100, SLG: 0.100			0-3 K							2 0 0 0 0 2 0												
Joe Christopher, R (7, PH) OBP: 0.298, SLG: 0.297										1 0 0 0 0 0 3												
Bob Moorhead, R (7, 1)										0 0 0 0 0 0 0												
Tom Parsons, R (8, 1) OBP: 0.111, SLG: 0.059										0 0 0 0 0 0 0												
Inning Stats	R: 0 E: 0 K: 1 S: 5	H: 0 LOB: 1 BB: 1 P: 9	R: 0 E: 0 K: 0 S: 3	H: 0 LOB: 0 BB: 0 P: 3	R: 0 E: 0 K: 2 S: 7	H: 0 LOB: 0 BB: 0 P: 7	R: 0 E: 0 K: 0 S: 3	H: 0 LOB: 1 BB: 1 P: 7	R: 0 E: 0 K: 1 S: 5	H: 0 LOB: 0 BB: 0 P: 5	R: 0 E: 0 K: 1 S: 6	H: 1 LOB: 1 BB: 0 P: 6	R: 0 E: 0 K: 0 S: 5	H: 2 LOB: 3 BB: 1 P: 9	R: 0 E: 0 K: 1 S: 5	H: 0 LOB: 0 BB: 0 P: 5	R: 0 E: 0 K: 1 S: 4	H: 0 LOB: 0 BB: 1 P: 8	1B: 3 2B: 0 3B: 0 HR: 0	SF: 0 SAC: 0 DP: 1 HBP: 0	WP: 1 PB: 0 SB: 0 CS: 0	PA: 33
PITCHER Juan Marichal, R (1, 1) ERA: 1.73	IP 9.0	WLS W	BF 33	H 3	R 0	ER 0	SO 7	BB 4	IBB 0	HBP 0	BLK 0	WP 1	HR 0	S 43	P 59	ERA 0.00	WHIP 0.778					
PITCHER	IP	WLS	BF	H	R	ER	SO	BB	IBB	HBP	BLK	WP	HR	S	P	ERA	WHIP					

New York Mets @ San Francisco Giants
 Candlestick Park, San Francisco, CA
 Wed Aug 18 1965, 6:33 AM EDT
 Att. 8,841 - Unknown

livebaseballscorecards.com

AB	29
R	0
H	3
RBI	0
BB	4
SO	7
LOB	14



Batter	1	2	3	4	5	6	7	8	9	AB	R	H	RBI	BB	SO	LOB
Tito Fuentes, S OBP: 0.400, SLG: 0.400 (1, 6)	0-0 F4	0-0 FC5-4 1B			0-3 K2-3		0-0 1-3 1B	0-0 5-3		5	1	2	0	0	1	1
Willie McCovey, L OBP: 0.392, SLG: 0.550 (1, 3)	0-0 3-1	0-0 F8			0-0 1B		0-0 F7	0-0 3-1		5	0	1	0	0	0	3
Willie Mays, R OBP: 0.395, SLG: 0.639 (1, 8)	0-0 HR	0-0 FC5-4 1-2f			0-0 1-2 1B		0-0 1-3			4	1	2	1	0	0	2
Jim Ray Hart, R OBP: 0.337, SLG: 0.444 (1, 5)	0-0 1B		0-0 1-6-3		0-0 F8		0-0 FC6 1B			4	1	2	1	0	0	2
Orlando Cepeda, R OBP: 0.333, SLG: 0.333 (1, 7)	0-0 1B		0-0 6-3		0-0 F8		0-0 FC6			2	0	1	0	0	0	0
Len Gabrielson, L OBP: 0.378, SLG: 0.462 (4, 7)	1-2 1B						1-2f			2	0	0	0	0	0	3
Hal Lanier, R OBP: 0.267, SLG: 0.287 (1, 4)	0-0 1B		0-0 4-3			0-0 6-3		0-0 1B		4	1	2	1	0	0	0
Dick Bertell, R OBP: 0.295, SLG: 0.230 (1, 2)	4-0 FC6-4 BB			0-0 F8		0-0 F7		0-0 F9		3	0	0	0	1	0	1
Ken Henderson, S OBP: 0.273, SLG: 0.267 (1, 9)	0-0 FC6-4 1-2f			0-0 5-3		0-0 E5 FC4		0-0 SH WP 1B		4	1	1	0	0	0	3
Juan Marichal, R OBP: 0.163, SLG: 0.154 (1, 1)		0-0 6-3		0-0 3-1		0-0 FC4 1-2f		0-0 SH WP		3	0	0	1	0	0	1

Inning Stats	R: 2	H: 4	E: 0	K: 0	S: 7	LOB: 3	BB: 1	P: 11	R: 0	H: 1	E: 0	K: 0	S: 4	LOB: 1	BB: 0	P: 4	R: 0	H: 0	E: 0	K: 0	S: 3	LOB: 0	BB: 0	P: 3	R: 0	H: 2	E: 0	K: 1	S: 7	LOB: 2	BB: 0	P: 7	R: 0	H: 0	E: 1	K: 0	S: 4	LOB: 1	BB: 0	P: 4	R: 1	H: 2	E: 0	K: 0	S: 5	LOB: 1	BB: 0	P: 5	R: 2	H: 2	E: 0	K: 0	S: 6	LOB: 1	BB: 0	P: 6
--------------	------	------	------	------	------	--------	-------	-------	------	------	------	------	------	--------	-------	------	------	------	------	------	------	--------	-------	------	------	------	------	------	------	--------	-------	------	------	------	------	------	------	--------	-------	------	------	------	------	------	------	--------	-------	------	------	------	------	------	------	--------	-------	------

PITCHER	IP	WLS	BF	H	R	ER	SO	BB	IBB	HBP	BLK	WP	HR	S	P	ERA	WHIP
Larry Miller, L ERA: 4.21 (1, 1)	6.0	L	27	7	2	2	1	1	0	0	0	0	1	28	32	3.00	1.333
Bob Moorhead, R ERA: 10.8 (7, 1)	1.1		9	4	3	3	0	0	0	0	0	0	0	9	9	20.25	3.000
Tom Parsons, R ERA: 4.66 (8, 1)	0.2		2	0	0	0	0	0	0	0	0	1	0	2	2	0.00	0.000


BOTTOM

New York Mets @ San Francisco Giants
Candlestick Park, San Francisco, CA

Wed Aug 18 1965, 6:33 AM EDT
Att. 8,841 - Unknown

AB	36
R	5
H	11
RBI	4
BB	1
SO	1
LOB	16

livebaseballscorecards.com



WP: 2	PA: 38
PB: 0	
SB: 0	
CS: 0	

Batter	1	2	3	4	5	6	7	8	9	10	11	12	13	14	15	AB R H RBI BB SO LOB	TOP																
Maury Wills, S OBP: 0.340, SLG: 0.334 (1, 6)	0-0 S 1B 1B		0-0 6-3			0-0 1B 1B		0-0 1B 1B	1-0 HBP			0-0 SH1-4		0-0 1-3 1B	0-0 F8	6 1 4 0 0 0 2																	
Jim Gilliam, S OBP: 0.385, SLG: 0.398 (1, 5)	0-0 1B			0-0 E6		0-0 1B 1B		0-0 1B 1B	0-0 F7			0-0 FC1-2 1B		0-0 6-3		4 2 3 0 0 0 0 1 0 0 0 0 0 1 2 0 1 0 0 0 1																	
John Kennedy, R OBP: 0.257, SLG: 0.250 (8, 5)	1-1 SF8 1B			G6-4-3		1-2 1B		1-3 1B 1B				2-3 1B																					
Don LeJohn, R OBP: 0.356, SLG: 0.327 (12, PH)	0-0 SF8			G6-4-3		F7		1-3 1B 1B		0-0 F6		0-0 FC1-2			0-0 F4	6 0 1 2 0 0 5																	
Jim Lefebvre, S OBP: 0.333, SLG: 0.357 (1, 4)	0-0 SF8			1-2		F7		1-3 1B 1B		0-0 3-1		1-2 3-H			0-0 F7	7 1 1 0 0 3 6																	
Ron Fairly, L OBP: 0.363, SLG: 0.399 (1, 9)	0-3 K			0-3 K		4-3		0-3 K		0-0 F1					0-0 HR 1B	7 1 2 3 0 2 0																	
Lou Johnson, R OBP: 0.302, SLG: 0.380 (1, 7)		0-0 F7			0-3 K		0-0 1-3	1-2 3-H 1B 1B					0-3 K		0-0 HR	7 1 2 3 0 2 0																	
Wes Parker, S OBP: 0.336, SLG: 0.355 (1, 3)		0-0 F9			0-0 1-3		4-0 2B BB	0-3 K				0-0 F7		0-0 6-3	0-0 HR 1B	6 2 1 0 1 1 2																	
Willie Davis, L OBP: 0.267, SLG: 0.335 (1, 8)		0-3 K			0-0 F9		0-3 K	1-2 2-H 1B			0-0 L1		0-0 F7	0-0 HR 1B	0-0 E 1B	7 0 2 0 0 2 1																	
John Roseboro, L OBP: 0.272, SLG: 0.288 (1, 2)			0-0 G3			6-3		1-1 2B				0-0 6-3			0-0 E7	7 0 2 2 0 1 0																	
Don Drysdale, R OBP: 0.330, SLG: 0.547 (1, 1)			0-0 5-3			HR		6-3						0-0 1B SH1-4 FC1-2 1B	0-0 FC1-5-2	5 1 2 1 0 0 1 0 0 0 0 0 0 0 2 0 1 0 0 0 2																	
Willie Crawford, L OBP: 0.174, SLG: 0.095 (12, PR)														0-0 1B	1-3 2-H																		
Ron Perranoski, L OBP: 0.444, SLG: 0.286 (12, 1)														0-0 1B	2-3 3-H																		
Inning Stats	R: 1 E: 0 K: 1 S: 6	H: 2 LOB: 0 BB: 0 P: 6	R: 0 E: 0 K: 1 S: 5	H: 0 LOB: 0 BB: 0 P: 5	R: 0 E: 0 K: 0 S: 3	H: 0 LOB: 0 BB: 0 P: 3	R: 0 E: 1 K: 1 S: 5	H: 0 LOB: 0 BB: 0 P: 5	R: 0 E: 0 K: 0 S: 5	H: 0 LOB: 0 BB: 0 P: 5	R: 0 E: 0 K: 1 S: 6	H: 1 LOB: 1 BB: 1 P: 10	R: 2 E: 0 K: 2 S: 11	H: 5 LOB: 2 BB: 0 P: 11	R: 0 E: 0 K: 1 S: 5	H: 0 LOB: 1 BB: 0 P: 6	R: 0 E: 0 K: 0 S: 3	H: 0 LOB: 0 BB: 0 P: 3	R: 0 E: 0 K: 1 S: 5	H: 0 LOB: 0 BB: 0 P: 5	R: 0 E: 0 K: 0 S: 4	H: 2 LOB: 1 BB: 0 P: 4	R: 3 E: 1 K: 0 S: 8	H: 5 LOB: 2 BB: 0 P: 8	1B: 17 2B: 1 3B: 0 HR: 2	SF: 1 SAC: 1 DP: 1 HBP: 1	WP: 0 PB: 0 SB: 1 CS: 0	PA: 64					
PITCHER	IP WLS BF H R ER SO BB IBB HBP BLK WP HR S P ERA WHIP																IP WLS BF H R ER SO BB IBB HBP BLK WP HR S P ERA WHIP																
Warren Spahn, L ERA: 4.01 (1, 1)	6.1	24	5	3	3	4	1	0	0	0	0	0	0	0	0	0	0	0	0	0	0	0	0	0	0	0	0	0	0	0	0	4.26	0.947
Masanori Murakami, L ERA: 4.81 (7, 1)	0.1	2	1	0	0	1	0	0	0	0	0	0	0	0	0	0	0	0	0	0	0	0	0	0	0	0	0	0	0	0	0	0.00	3.000
Frank Linzy, R ERA: 1.92 (7, 1)	0.1	4	3	2	2	0	0	0	0	0	0	0	0	0	0	0	0	0	0	0	0	0	0	0	0	0	0	0	0	0	0	54.00	9.000
Bill Henry, L ERA: 3.0 (8, 1)	0.1	1	0	0	0	1	0	0	0	0	0	0	0	0	0	0	0	0	0	0	0	0	0	0	0	0	0	0	0	0	0.00	0.000	
Ron Herbel, R ERA: 3.87 (8, 1)	0.2	3	2	0	0	1	0	0	0	0	0	0	0	0	0	0	0	0	0	0	0	0	0	0	0	0	0	0	0	0	0.00	3.000	

Los Angeles Dodgers @ San Francisco Giants
 Candlestick Park, San Francisco, CA
 Thu Aug 19 1965, 6:33 AM EDT
 Att: 35,901 - Unknown


AB	60
R	8
H	20
RBI	8
BB	1
SO	9
LOB	21



Batter	1	2	3	4	5	6	7	8	9	10	11	12	13	14	15	AB	R	H	RBI	BB	SO	LOB				
Dick Schofield, S OBP: 0.293, SLG: 0.259 Tito Fuentes, S OBP: 0.250, SLG: 0.250	(1, 6) X 0-0 L3 1-2	(8, PR) X 0-0 E3 HR	(9, 6) X 4-0 SH3-4 BB	(1, 9) X 0-0 E3 HR	(15, PH) X 0-0 SH3-4 1-2	(1, 8) X 0-0 F5 1-H HR	(1, 3) S 0-3 K	(1, 5) X 0-0 6-3	(1, 7) B 4-0 E BB	(1, 2) X 0-0 4-3 BB	(13, 2) X 0-0 4-3 1-2	(1, 4) X 0-0 F8	(1, 1) X 0-3 K	(7, 1) X 0-0 F9	(1, 1) X 0-0 FC5-4 1-2	3	0	1	0	1	0	0				
Matty Alou, L OBP: 0.287, SLG: 0.318 Jim Davenport, R OBP: 0.295, SLG: 0.356	(1, 9) X 0-0 E3 HR	(15, PH) X 0-0 SH3-4 1-2	(1, 8) X 0-0 F5	(1, 3) S 0-3 K	(1, 5) X 0-0 6-3	(1, 7) B 4-0 E BB	(1, 2) X 0-0 4-3 BB	(1, 4) X 0-0 F8	(1, 1) X 0-3 K	(7, 1) X 0-0 F9	(1, 1) X 0-0 FC5-4 1-2	5	1	0	0	0	1	1	1	1	1					
Willie Mays, R OBP: 0.392, SLG: 0.640	(1, 8) X 0-0 F5 1-H HR	(1, 3) S 0-3 K	(1, 5) X 0-0 6-3	(1, 7) B 4-0 E BB	(1, 2) X 0-0 4-3 BB	(1, 4) X 0-0 F8	(1, 1) X 0-3 K	(7, 1) X 0-0 F9	(1, 1) X 0-0 FC5-4 1-2	(1, 1) X 0-3 K	(7, 1) X 0-0 F9	6	1	1	2	0	1	2	2	2	2					
Willie McCovey, L OBP: 0.389, SLG: 0.543	(1, 3) S 0-3 K	(1, 5) X 0-0 6-3	(1, 7) B 4-0 E BB	(1, 2) X 0-0 4-3 BB	(1, 4) X 0-0 F8	(1, 1) X 0-3 K	(7, 1) X 0-0 F9	(1, 1) X 0-0 FC5-4 1-2	(1, 1) X 0-3 K	(7, 1) X 0-0 F9	(1, 1) X 0-0 FC5-4 1-2	5	0	0	0	1	1	1	1	1	1					
Jim Ray Hart, R OBP: 0.337, SLG: 0.445	(1, 5) X 0-0 6-3	(1, 7) B 4-0 E BB	(1, 2) X 0-0 4-3 BB	(1, 4) X 0-0 F8	(1, 1) X 0-3 K	(7, 1) X 0-0 F9	(1, 1) X 0-0 FC5-4 1-2	(1, 1) X 0-3 K	(7, 1) X 0-0 F9	(1, 1) X 0-0 FC5-4 1-2	(1, 1) X 0-3 K	6	1	2	0	0	0	1	1	1	1					
Len Gabrielson, L OBP: 0.381, SLG: 0.461	(1, 7) B 4-0 E BB	(1, 2) X 0-0 4-3 BB	(1, 4) X 0-0 F8	(1, 1) X 0-3 K	(7, 1) X 0-0 F9	(1, 1) X 0-0 FC5-4 1-2	(1, 1) X 0-3 K	(7, 1) X 0-0 F9	(1, 1) X 0-0 FC5-4 1-2	(1, 1) X 0-3 K	(7, 1) X 0-0 F9	5	1	2	1	1	0	2	2	2	2					
Tom Haller, L OBP: 0.333, SLG: 0.378 Dick Bertell, R OBP: 0.293, SLG: 0.228	(1, 2) X 0-0 4-3 BB	(13, 2) X 0-0 4-3 1-2	(1, 4) X 0-0 F8	(1, 1) X 0-3 K	(7, 1) X 0-0 F9	(1, 1) X 0-0 FC5-4 1-2	(1, 1) X 0-3 K	(7, 1) X 0-0 F9	(1, 1) X 0-0 FC5-4 1-2	(1, 1) X 0-3 K	(7, 1) X 0-0 F9	5	1	1	2	0	0	2	2	2	2					
Hal Lanier, R OBP: 0.266, SLG: 0.283	(1, 4) X 0-0 F8	(1, 1) X 0-3 K	(7, 1) X 0-0 F9	(1, 1) X 0-0 FC5-4 1-2	(1, 1) X 0-3 K	(7, 1) X 0-0 F9	(1, 1) X 0-0 FC5-4 1-2	(1, 1) X 0-3 K	(7, 1) X 0-0 F9	(1, 1) X 0-0 FC5-4 1-2	(1, 1) X 0-3 K	1	0	0	0	0	0	1	1	1	1					
Warren Spahn, L OBP: 0.294, SLG: 0.136 Mason Murrain, L OBP: 0.111, SLG: 0.111 Frank Litoy, R OBP: 0.154, SLG: 0.385 Bill Henry, L OBP: 0.250, SLG: 0.250 Ron Fienberg, R OBP: 0.277, SLG: 0.240 Orlando Cepeda, L OBP: 0.298, SLG: 0.308 Gaylord Perry, R OBP: 0.175, SLG: 0.148 Cap Peterson, R OBP: 0.323, SLG: 0.411	(1, 1) X 0-0 F9	(1, 1) X 0-0 FC5-4 1-2	(1, 1) X 0-3 K	(7, 1) X 0-0 F9	(1, 1) X 0-0 FC5-4 1-2	(1, 1) X 0-3 K	(7, 1) X 0-0 F9	(1, 1) X 0-0 FC5-4 1-2	(1, 1) X 0-3 K	(7, 1) X 0-0 F9	(1, 1) X 0-0 FC5-4 1-2	2	0	0	0	0	0	1	1	1	1					
Inning Stats	R: 2 E: 1 K: 1 S: 7	H: 1 LOB: 0 BB: 0 P: 7	R: 0 E: 1 K: 1 S: 5	H: 0 LOB: 1 BB: 1 P: 9	R: 0 E: 0 K: 0 S: 3	H: 0 LOB: 1 BB: 1 P: 7	R: 0 E: 0 K: 0 S: 3	H: 0 LOB: 0 BB: 0 P: 3	R: 0 E: 0 K: 0 S: 3	H: 0 LOB: 0 BB: 0 P: 3	R: 0 E: 0 K: 1 S: 6	H: 1 LOB: 1 BB: 0 P: 6	R: 2 E: 0 K: 0 S: 5	H: 2 LOB: 0 BB: 0 P: 5	R: 0 E: 0 K: 1 S: 5	H: 0 LOB: 0 BB: 0 P: 5	R: 0 E: 0 K: 0 S: 3	H: 0 LOB: 1 BB: 1 P: 7	R: 0 E: 0 K: 1 S: 5	H: 0 LOB: 0 BB: 0 P: 5	R: 0 E: 0 K: 0 S: 4	H: 1 LOB: 1 BB: 0 P: 4	R: 0 E: 0 K: 0 S: 3	H: 0 LOB: 1 BB: 1 P: 7	R: 0 E: 0 K: 0 S: 3	H: 0 LOB: 0 BB: 0 P: 3

Los Angeles Dodgers @ San Francisco Giants
Candlestick Park, San Francisco, CA
Thu Aug 19 1965, 6:33 AM EDT
Att: 35,901 - Unknown

AB	51
R	5
H	7
RBI	5
BB	4
SO	6
LOB	16



WP: 0 PA: 56
PB: 0
SB: 1
CS: 0

PITCHER	IP	WLS	BF	H	R	ER	SO	BB	IBB	HBP	BLK	WP	HR	S	P	ERA	WHIP
Don Drysdale, R ERA: 2.83	11.0		42	6	5	4	4	0	0	0	0	0	2	47	59	3.27	0.818
Ron Perranoski, L ERA: 3.22	4.0	W	14	1	0	0	2	1	0	0	0	0	0	17	21	0.00	0.500

Batter	1	2	3	4	5	6	7	8	9	AB R H RBI BB SO LOB	TOP											
Maury Wills, S (1, 6) OBP: 0.340, SLG: 0.334	0-0 1-3	0-0 4-3			0-1 CI		0-0 FC6 1B			3 0 1 0 0 0 3	<p>Los Angeles Dodgers @ San Francisco Giants</p> <p>Candlestick Park, San Francisco, CA</p> <p>Fri Aug 20 1965, 10:05 PM EDT Att: 41,858 - Unknown</p> <p>livebaseballscorecards.com</p>											
Jim Gilliam, S (1, 5) OBP: 0.379, SLG: 0.392	0-0 G3		0-0 F9		0-0 F7		0-0 FC6 1-2f			4 0 0 0 0 0 2												
Jim Lefebvre, S (1, 4) OBP: 0.333, SLG: 0.354	0-0 F8			4-0 BB	0-0 FC6-4 1-2f			0-3 K		3 0 0 0 1 1 1												
Ron Fairly, L (1, 9) OBP: 0.362, SLG: 0.397		0-0 FC3-6 1B BB 1B	0-0 F2		0-0 F8			0-0 F2		4 1 1 0 0 0 2												
Lou Johnson, R (1, 7) OBP: 0.302, SLG: 0.378		0-0 FC3-6 1-2 1B	0-0 F8			0-0 5-3		0-0 F6		4 0 1 0 0 0 1												
Willie Davis, L (1, 8) OBP: 0.269, SLG: 0.337		0-0 FC3-6 BB 1-2f 2-3		0-0 FC4-6 1B		0-0 L3				4 0 2 0 0 0 2												
Wes Parker, S (1, 3) OBP: 0.335, SLG: 0.353		4-0 BB 1-2 BB		0-3 K		0-0 4-3		0-3 K		3 0 0 0 1 2 2												
John Roseboro, L (1, 2) OBP: 0.269, SLG: 0.285		0-0 F7		0-0 FC4-6 1-2f		0-0 F7		0-0 F9		4 0 0 0 0 0 5												
Howie Reed, R (1, 1) Jim Brewer, L (6, 1) Willie Crawford, L (7, PH) Bob Miller, R (7, 1) Wally Moon, L (9, PH)		4-0 BB 1-2 2-3 3-H BB		0-3 K		0-3 K		0-0 F8		1 0 0 1 1 1 1 0 0 0 0 0 0 0 1 0 0 0 0 1 0 0 0 0 0 0 0 0 1 0 0 0 0 0 1												
Inning Stats	R: 0 E: 0 K: 0 S: 3	H: 0 LOB: 0 BB: 0 P: 3	R: 1 E: 0 K: 0 S: 5	H: 2 LOB: 3 BB: 2 P: 13	R: 0 E: 0 K: 0 S: 3	H: 0 LOB: 1 BB: 1 P: 7	R: 0 E: 0 K: 2 S: 8	H: 1 LOB: 1 BB: 0 P: 8	R: 0 E: 1 K: 0 S: 4	H: 0 LOB: 1 BB: 0 P: 4	R: 0 E: 0 K: 0 S: 3	H: 0 LOB: 0 BB: 0 P: 3	R: 0 E: 0 K: 1 S: 6	H: 1 LOB: 1 BB: 0 P: 6	R: 0 E: 0 K: 1 S: 5	H: 0 LOB: 0 BB: 0 P: 5	R: 0 E: 0 K: 1 S: 6	H: 1 LOB: 1 BB: 0 P: 6	1B: 5 2B: 0 3B: 0 HR: 0	SF: 0 SAC: 0 DP: 0 HBP: 0	WP: 0 PB: 0 SB: 0 CS: 0	PA: 36
PITCHER Bob Shaw, R (1, 1) ERA: 2.3	IP: 9.0 WLS: W BF: 36 H: 5 R: 1 ER: 1 SO: 5 BB: 3 IBB: 0 HBP: 0 BLK: 0 WP: 0 HR: 0 S: 43 P: 55 ERA: 1.00 WHIP: 0.889											PITCHER	IP: WLS: BF: H: R: ER: SO: BB: IBB: HBP: BLK: WP: HR: S: P: ERA: WHIP:									



Batter	1	2	3	4	5	6	7	8	9	AB	R	H	RBI	BB	SO	LOB
Tito Fuentes, S OBP: 0.250, SLG: 0.182 (1, 6)	0-0 5-3		0-0 F3	0-0 5-3			4-0 WP SH1-4 BB			3	0	0	0	1	0	1
Matty Alou, L OBP: 0.287, SLG: 0.322 (1, 9)	0-0 F6		0-0 HR 2B			0-0 F8	0-0 SH1-4 1-2			3	1	1	0	0	0	0
Willie Mays, R OBP: 0.391, SLG: 0.643 (1, 8)	0-0 6-3		0-0 HR 2-H			0-0 F9	0-3 K 2-3			4	1	1	2	0	1	1
Willie McCovey, L OBP: 0.388, SLG: 0.540 (1, 3)		0-0 2B 1B	0-0 3-1			0-0 5-3	0-3 K			4	1	1	0	0	1	1
Jim Ray Hart, R OBP: 0.341, SLG: 0.458 (1, 5)		0-0 1-3 1-H 2B	0-0 PO 1B			0-0 HR	0-0 F9			4	1	3	2	0	0	0
Len Gabrielson, L OBP: 0.379, SLG: 0.456 (1, 7)		0-0 F8	0-0 PO 1-2	0-0 1B SH1-4 1B		0-0 F8	0-3 K			4	1	1	0	0	1	1
Tom Haller, L OBP: 0.335, SLG: 0.378 (1, 2)		4-0 1-3 IBB		0-0 F9		0-0 1B 1B	0-3 K			3	0	1	0	1	1	1
Hal Lanier, R OBP: 0.269, SLG: 0.286 (1, 4)		0-0 1-3 1-2 2-3		0-0 SH1-4 1B		0-0 1-3 1B	0-3 G6-3 1B			3	0	2	0	0	0	2
Bob Shaw, R OBP: 0.136, SLG: 0.121 (1, 1)		0-0 6-3		0-0 SH1-4 1-2 3-H		0-0 G6-3 1-2f				2	0	0	1	0	0	4

Inning Stats	R: 0	H: 0	E: 0	K: 0	S: 3	LOB: 0	BB: 0	P: 3	R: 1	H: 2	E: 0	K: 0	S: 5	LOB: 2	BB: 1	P: 9	R: 2	H: 3	E: 0	K: 0	S: 5	LOB: 0	BB: 0	P: 5	R: 1	H: 2	E: 0	K: 0	S: 5	LOB: 1	BB: 0	P: 5	R: 0	H: 0	E: 0	K: 0	S: 3	LOB: 0	BB: 0	P: 3	R: 1	H: 3	E: 0	K: 0	S: 5	LOB: 1	BB: 0	P: 5	R: 0	H: 0	E: 0	K: 2	S: 7	LOB: 1	BB: 1	P: 11	R: 0	H: 0	E: 0	K: 2	S: 7	LOB: 0	BB: 0	P: 7
--------------	------	------	------	------	------	--------	-------	------	------	------	------	------	------	--------	-------	------	------	------	------	------	------	--------	-------	------	------	------	------	------	------	--------	-------	------	------	------	------	------	------	--------	-------	------	------	------	------	------	------	--------	-------	------	------	------	------	------	------	--------	-------	-------	------	------	------	------	------	--------	-------	------

PITCHER	IP	WLS	BF	H	R	ER	SO	BB	IBB	HBP	BLK	WP	HR	S	P	ERA	WHIP
Howie Reed, R ERA: 3.25 (1, 1)	5.0	L	23	8	5	5	0	0	0	0	0	0	2	22	26	9.00	1.600
Jim Brewer, L ERA: 2.27 (6, 1)	1.0		4	2	0	0	0	0	0	0	0	0	0	4	4	0.00	2.000
Bob Miller, R ERA: 2.99 (7, 1)	2.0		7	0	0	0	4	1	0	0	0	1	0	14	18	0.00	0.500

BOTTOM

Los Angeles Dodgers @ San Francisco Giants
Candlestick Park, San Francisco, CA

Fri Aug 20 1965, 10:05 PM EDT
Att. 41,858 - Unknown

livebaseballscorecards.com

AB	30
R	5
H	10
RBI	5
BB	2
SO	4
LOB	11

GIANTS

1B: 6	SF: 0	WP: 1	PA: 35
2B: 2	SAC: 2	PB: 0	
3B: 0	DP: 1	SB: 0	
HR: 2	HBP: 0	CS: 0	

Batter	1	2	3	4	5	6	7	8	9	10	11	AB R H RBI BB SO LOB	TOP																		
Maury Wills, S OBP: 0.340, SLG: 0.334 (1, 6)	0-3 K		x 0-0 F8			x 0-0 E8 1B	0-3 K			x 0-0 K 1B	0-3 K	6 1 2 0 0 3 2																			
Jim Gilliam, S OBP: 0.374, SLG: 0.386 John Kennedy, R OBP: 0.267, SLG: 0.250 Don LeJohn, R OBP: 0.350, SLG: 0.321 (1, 5) (8, 5) (10, PH) (10, 5)	0-0 F7		x 0-0 F9			x 0-0 L3			x 0-0 5-3	0-3 K 1-2		4 0 0 0 0 0 1 0 0 0 0 0 0 0 1 0 0 0 0 1 1																			
Willie Davis, L OBP: 0.269, SLG: 0.335 (1, 8)	0-0 F6			x 0-0 F8		x 0-0 E S 1B			x 0-3 K	x 0-0 F8		5 0 1 1 0 1 1																			
Jim Lefebvre, S OBP: 0.333, SLG: 0.353 Willie Crawford, L OBP: 0.167, SLG: 0.091 Dick Tracewski, R OBP: 0.315, SLG: 0.273 (1, 4) (11, PR) (11, 4)		4-0 1B PB BB		x 0-3 K		x 0-0 F4 1-3			x 0-3 K		x 0-0 6-3 SH1-4 HR 1B	4 1 1 0 1 2 1 0 1 0 0 0 0 0 0 0 0 0 0 0 0																			
Ron Fairly, L OBP: 0.361, SLG: 0.396 (1, 9)		0-0 G3 PB 1-3 1B		x 0-0 F3		x 0-0 F7			x 0-0 F5		x 0-0 SH1-4	4 0 1 0 0 0 1																			
Lou Johnson, R OBP: 0.300, SLG: 0.375 (1, 7)		0-3 K			x 0-0 5-3		x 0-0 1-3		x 0-0 1B		x 0-0 6-3	5 0 1 0 0 1 4																			
Wes Parker, S OBP: 0.335, SLG: 0.359 (1, 3)		0-0 G3 1-3 3-H		x 0-3 K		x 0-0 HR BB			x 0-0 F9		x 0-0 HR	4 2 1 2 1 1 2																			
John Roseboro, L OBP: 0.274, SLG: 0.295 (1, 2)		0-0 4-3		x 0-0 1B		x 0-0 HR			x 0-0 F8		x 0-0 1B BB	4 1 2 2 1 0 2																			
Claude Osteen, L OBP: 0.156, SLG: 0.149 Bob Miller, R (1, 1) (6, 1)			x 0-0 5-3		x 0-0 F5		x 0-3 K			x 0-0 6-3		2 0 0 0 0 0 1 1 0 0 0 0 1 0 0 0 0 0 0 0 0 1 0 0 0 0 0 0 1 0 1 0 0 0 0																			
Ron Perranoski, L OBP: 0.444, SLG: 0.286 Don Drysdale, R OBP: 0.327, SLG: 0.542 Johnny Podres, L OBP: 0.195, SLG: 0.175 (8, 1) (10, PH) (10, 1)																															
Inning Stats	R: 0 E: 0 K: 1 S: 5	H: 0 LOB: 0 BB: 0 P: 5	R: 1 E: 0 K: 1 S: 6	H: 1 LOB: 1 BB: 1 P: 10	R: 0 E: 0 K: 0 S: 3	H: 0 LOB: 0 BB: 0 P: 3	R: 0 E: 0 K: 1 S: 5	H: 0 LOB: 0 BB: 0 P: 5	R: 0 E: 0 K: 1 S: 6	H: 1 LOB: 1 BB: 0 P: 6	R: 1 E: 0 K: 2 S: 5	H: 2 LOB: 1 BB: 0 P: 5	R: 2 E: 0 K: 2 S: 8	H: 1 LOB: 0 BB: 1 P: 12	R: 0 E: 0 K: 2 S: 7	H: 0 LOB: 0 BB: 0 P: 7	R: 0 E: 0 K: 0 S: 4	H: 1 LOB: 1 BB: 0 P: 4	R: 0 E: 0 K: 1 S: 6	H: 1 LOB: 1 BB: 0 P: 6	R: 2 E: 0 K: 1 S: 8	H: 3 LOB: 2 BB: 1 P: 12	1B: 8 2B: 0 3B: 0 HR: 2	SF: 0 SAC: 1 DP: 0 HBP: 0	WP: 0 PB: 1 SB: 2 CS: 0	PA: 46					
PITCHER	IP WLS BF H R ER SO BB IBB HBP BLK WP HR S P ERA WHIP															IP WLS BF H R ER SO BB IBB HBP BLK WP HR S P ERA WHIP															
Bobby Bolin, R ERA: 2.35 (1, 1)	6.1	26	5	4	3	4	2	0	0	0	0	0	1	32	40	4.26	1.105														
Masanori Murakami, L ERA: 4.74 (7, 1)	0.2	2	0	0	0	2	0	0	0	0	0	0	0	6	6	0.00	0.000														
Bill Henry, L ERA: 2.97 (8, 1)	3.1	L	13	3	2	2	3	0	0	0	0	0	0	19	19	5.40	0.900														
Frank Linzy, R ERA: 2.05 (11, 1)	0.2	5	2	0	0	1	1	0	0	0	0	0	1	6	10	0.00	4.500														

Los Angeles Dodgers @ San Francisco Giants
Candlestick Park, San Francisco, CA

Sat Aug 21 1965, 6:33 AM EDT
Att. 42,283 - Unknown

livebaseballscorecards.com

AB 42
R 6
H 10
RBI 5
BB 3
SO 10
LOB 16



Batter	1	2	3	4	5	6	7	8	9	10	11	AB R H RBI BB SO LOB	BOTTOM				
Tito Fuentes, S OBP: 0.353, SLG: 0.214 (1, 6)	0-0 6-3 ①		0-0 1B			4-0 HR BB	0-0 6-3 ③		1-0 HBP			3 1 1 0 1 0 0	Los Angeles Dodgers @ San Francisco Giants Candlestick Park, San Francisco, CA Sat Aug 21 1965, 6:33 AM EDT Att. 42,283 - Unknown				
Willie McCovey, L OBP: 0.386, SLG: 0.544 (1, 3)	0-0 F7		0-0 4-3 ③			0-0 1-H HR		0-3 K	0-0 3-1 ③			5 1 1 2 0 1 3					
Willie Mays, R OBP: 0.393, SLG: 0.649 (1, 8)	4-0 BB			0-0 6-3 ①		0-0 FC5-4 SF8 1B		0-0 HR		0-0 F6 ①		4 2 2 1 1 0 0					
Jim Ray Hart, R OBP: 0.343, SLG: 0.457 (1, 5)	0-0 6-3 ③			4-0 1B BB		4-0 1-2 FC5-4 BB		0-0 FC5-8 1B		0-0 G3 ②		3 0 1 0 2 0 1					
Cap Peterson, R OBP: 0.327, SLG: 0.413 Matty Alou, L OBP: 0.284, SLG: 0.318 (6, PH) (7, 9)		0-0 5-3 ①		0-0 1-2 G4-6-3 1B		0-0 1-2f 2-3 FC5-4		0-0 1-2f FC5-6		0-0 F6 ③		2 0 1 0 0 0 0 3 0 0 0 0 0 3					
Hal Lanier, R OBP: 0.267, SLG: 0.285 Orlando Cepeda, R OBP: 0.286, SLG: 0.308 Jim Davenport, R OBP: 0.293, SLG: 0.352 (1, 4) (6, PH) (7, 4)		0-0 G3 ②		0-0 1-2f G4-6-3		0-0 3-H SF8		0-0 6-3 ③		0-0 5-3 ①		2 0 0 0 0 0 2 0 0 0 1 0 0 0 2 0 0 0 0 0 1					
Len Gabrielson, L OBP: 0.371, SLG: 0.445 (1, 7)		0-3 K			0-0 F6 ①	0-0 F8 ③			0-0 F4 ①		0-3 K ②	5 0 0 0 0 2 1					
Dick Bertell, R OBP: 0.289, SLG: 0.224 Dick Schofield, S OBP: 0.292, SLG: 0.258 (7, PH) Bill Henry, L OBP: 0.200, SLG: 0.200 Frank Linzy, R OBP: 0.154, SLG: 0.385 Jesus Alou, R OBP: 0.321, SLG: 0.423 (1, 2) (8, 1) (11, 1) (11, PH)			0-0 1-3 ①		0-0 5-3 ②		0-0 1-3 ①		0-3 K ②		0-3 K ③	2 0 0 0 0 0 0 1 0 0 0 0 0 0 1 0 0 0 0 1 0 0 0 0 0 0 0 0 1 0 0 0 0 1 0					
Bobby Bolin, R OBP: 0.161, SLG: 0.133 Masanori Murakami, L OBP: 0.111, SLG: 0.111 Tom Haller, L OBP: 0.336, SLG: 0.379 (1, 1) (7, 1) (7, PH) (8, 2)			0-0 F9 ②		0-0 6-3 ③		0-0 F9 ②		0-0 HBP 1B			2 0 0 0 0 0 0 0 0 0 0 0 0 0 2 0 1 0 0 0 0					
Inning Stats	R: 0 H: 0 E: 0 K: 0 S: 3 H: 0 LOB: 1 BB: 1 P: 7	R: 0 H: 0 E: 0 K: 1 S: 5 H: 0 LOB: 0 BB: 0 P: 5	R: 0 H: 1 E: 0 K: 0 S: 4 H: 1 LOB: 1 BB: 0 P: 4	R: 0 H: 1 E: 0 K: 0 S: 3 H: 1 LOB: 1 BB: 1 P: 7	R: 0 H: 0 E: 0 K: 0 S: 3 H: 0 LOB: 0 BB: 0 P: 3	R: 3 H: 2 E: 0 K: 0 S: 5 H: 2 LOB: 1 BB: 2 P: 13	R: 0 H: 0 E: 0 K: 0 S: 3 H: 0 LOB: 0 BB: 0 P: 3	R: 1 H: 2 E: 0 K: 1 S: 7 H: 2 LOB: 1 BB: 0 P: 7	R: 0 H: 1 E: 0 K: 1 S: 6 H: 1 LOB: 2 BB: 0 P: 7	R: 0 H: 0 E: 0 K: 2 S: 7 H: 0 LOB: 0 BB: 0 P: 7	R: 0 H: 0 E: 0 K: 2 S: 7 H: 0 LOB: 0 BB: 0 P: 7	1B: 5 SF: 1 2B: 0 SAC: 0 3B: 0 DP: 1 HR: 2 HBP: 1		WP: 0 PA: 44 PB: 0 SB: 0 CS: 0			
PITCHER	IP WLS BF H R ER SO BB IBB HBP BLK WP HR S P ERA WHIP																
Claude Osteen, L ERA: 2.62 (1, 1)	5.0																
Bob Miller, R ERA: 3.01 (6, 1)	2.1																
Ron Perranoski, L ERA: 3.15 (8, 1)	1.2																
Johnny Podres, L ERA: 3.58 (10, 1)	2.0	W	6	0	0	0	2	0	0	0	0	0	0	10	10	0.00	0.000

livebaseballscorecards.com

AB	38
R	4
H	7
RBI	4
BB	4
SO	5
LOB	11



Batter	1	2	3	4	5	6	7	8	9	AB R H RBI BB SO LOB	TOP																
Maury Wills, S (1, 6) OBP: 0.339, SLG: 0.333	0-0 4-3 2B 1B	0-0 L4			0-0 6-3		0-0 P5		0-0 F4	5 1 1 0 0 0 3																	
Jim Gilliam, S (1, 5) OBP: 0.371, SLG: 0.380	0-0 4-3 1-2		0-0 6-3		4-0 1B BB		0-0 4-3		0-3 K	4 0 0 0 1 1 3																	
Willie Davis, L (1, 8) OBP: 0.268, SLG: 0.334	0-3 K		0-3 K		0-0 1-2 1B			0-0 B1-3		4 0 1 0 0 2 1																	
Ron Fairly, L (1, 9) OBP: 0.360, SLG: 0.397	0-0 2-H 2B		0-0 3-1		0-0 F7			0-0 4-3		4 0 1 1 0 0 2																	
Jim Lefebvre, S (1, 4) OBP: 0.331, SLG: 0.350	0-0 4-3			0-0 6-3		0-0 G3		0-0 F6		4 0 0 0 0 0 1																	
Lou Johnson, R (1, 7) OBP: 0.303, SLG: 0.377		0-3 K		0-0 1-3 1B		0-0 1B		0-0 4-3		4 0 2 0 0 1 0																	
Wes Parker, S (1, 3) OBP: 0.337, SLG: 0.361		0-0 1B 2B		0-0 1-3 1-2		0-0 F8		1-0 1B E HBP		3 2 1 0 0 0 2																	
John Roseboro, L (1, 2) OBP: 0.276, SLG: 0.297		0-0 1B		0-0 5-3		0-3 K		0-0 E 1B		1 0 1 1 0 0 0																	
Jeff Torborg, R (3, 2) OBP: 0.316, SLG: 0.411		2-H 1B						1-3 E 1B		3 0 1 0 0 1 2																	
Sandy Koufax, R (1, 1) OBP: 0.260, SLG: 0.220		0-3 K			0-0 F8		0-3 K		0-0 E4 1-2 3-H	3 0 0 0 0 2 1																	
Wally Moon, L (9, PH) OBP: 0.316, SLG: 0.282										0 0 0 0 0 0 0																	
Don LeJohn, R (9, PH) OBP: 0.344, SLG: 0.316										1 0 0 1 0 0 1																	
Willie Crawford, L (9, PR) OBP: 0.167, SLG: 0.091										0 0 0 0 0 0 0																	
Inning Stats	R: 1 E: 0 K: 1 S: 7	H: 2 LOB: 1 BB: 0 P: 7	R: 1 E: 0 K: 2 S: 9	H: 2 LOB: 1 BB: 0 P: 9	R: 0 E: 0 K: 1 S: 5	H: 0 LOB: 0 BB: 0 P: 5	R: 0 E: 0 K: 0 S: 4	H: 1 LOB: 1 BB: 0 P: 4	R: 0 E: 0 K: 0 S: 4	H: 1 LOB: 2 BB: 1 P: 8	R: 0 E: 0 K: 1 S: 6	H: 1 LOB: 1 BB: 0 P: 6	R: 0 E: 0 K: 1 S: 5	H: 0 LOB: 0 BB: 0 P: 5	R: 0 E: 0 K: 0 S: 3	H: 0 LOB: 0 BB: 0 P: 3	R: 1 E: 1 K: 1 S: 7	H: 1 LOB: 2 BB: 0 P: 8	1B: 6 2B: 2 3B: 0 HR: 0	SF: 0 SAC: 0 DP: 0 HBP: 1	WP: 0 PB: 0 SB: 0 CS: 0	PA: 38					
PITCHER	IP WLS BF H R ER SO BB IBB HBP BLK WP HR S P ERA WHIP																										
Juan Marichal, R (1, 1) ERA: 1.78	3.0		13	4	2	2	4	0	0	0	0	0	0	21	21	6.00	1.333										
Ron Herbel, R (4, 1) ERA: 3.76	5.1	W	22	4	1	1	2	1	0	1	0	0	0	24	29	1.69	0.938										
Masanori Murakami, L (9, 1) ERA: 4.68	0.2	S	3	0	0	0	1	0	0	0	0	0	0	5	5	0.00	0.000										

Los Angeles Dodgers @ San Francisco Giants
 Candlestick Park, San Francisco, CA
 Sun Aug 22 1965, 6:33 AM EDT
 Att: 42,807 - Unknown

livebaseballscorecards.com

AB	36
R	3
H	8
RBI	3
BB	1
SO	7
LOB	16



Batter	1	2	3	4	5	6	7	8	9	AB	R	H	RBI	BB	SO	LOB
Tito Fuentes, S OBP: 0.286, SLG: 0.167 (1, 6)	0-3 K		0-0 F7		0-0 E5 BB SH3-4		0-0 1-3			4	0	0	0	0	1	0
Jim Davenport, R OBP: 0.293, SLG: 0.349 (1, 5)	0-3 K		4-0 HR BB		0-0 SH3-4		0-0 F3			2	1	0	0	1	1	0
Willie McCovey, L OBP: 0.384, SLG: 0.540 (1, 3)	0-3 K		4-0 HR BB		0-0 F8		0-3 K			3	1	0	0	1	2	1
Willie Mays, R OBP: 0.396, SLG: 0.656 (1, 8)		0-0 F8	0-0 HR 1-H 2-H		4-0 IBB BB		0-0 G5-4-3 1B			3	1	2	3	1	0	0
Jim Ray Hart, R OBP: 0.343, SLG: 0.453 (1, 7)		0-0 F8	0-0 F3		4-0 BB		0-0 G5-4-3			3	0	0	0	1	0	1
Cap Peterson, R OBP: 0.327, SLG: 0.442 (1, 9)		0-0 HR		0-0 5-3		0-3 K		0-3 K		3	1	1	1	0	1	3
Matty Alou, L OBP: 0.283, SLG: 0.317 (8, 9)										1	0	0	0	0	1	0
Hal Lanier, R OBP: 0.268, SLG: 0.285 (1, 4)		0-0 1B		0-0 E5 WP FC6-2-5		0-0 F6				3	0	1	0	0	0	0
Dick Bertell, R OBP: 0.283, SLG: 0.219 (1, 2)		0-0 F8		0-0 FC6-2-5		0-0 6-3				3	0	0	0	0	0	2
Juan Marichal, R OBP: 0.163, SLG: 0.154 (1, 1)			1-3 K		0-3 K		0-0 F3			0	0	0	0	0	0	0
Bob Schroder, L OBP: 0.300, SLG: 0.222 (3, PH)										1	0	0	0	0	1	0
Ron Herbel, R OBP: 0.071, SLG: 0.037 (4, 1)										2	0	0	0	0	1	1
Masanori Murakami, L OBP: 0.111, SLG: 0.111 (9, 1)										0	0	0	0	0	0	0

Inning Stats	R: 0	H: 0	E: 0	K: 3	S: 9	P: 9	R: 1	H: 2	E: 0	K: 0	S: 5	R: 3	H: 1	E: 0	K: 1	S: 6	R: 0	H: 0	E: 1	K: 1	S: 6	R: 0	H: 0	E: 1	K: 1	S: 6	R: 0	H: 0	E: 0	K: 0	S: 3	R: 0	H: 0	E: 0	K: 1	S: 5	R: 0	H: 1	E: 0	K: 1	S: 5	R: 0	H: 0	E: 0	K: 0	S: 5	
	0	0	0	3	9	9	1	2	0	0	5	3	1	0	1	6	0	0	0	1	0	6	0	0	0	0	3	0	0	0	0	3	0	0	0	0	5	0	1	0	0	5	0	0	0	0	5

BOTTOM

Los Angeles Dodgers @ San Francisco Giants
Candlestick Park, San Francisco, CA

Sun Aug 22 1965, 6:33 AM EDT
Att. 42,807 - Unknown

AB	28
R	4
H	4
RBI	4
BB	4
SO	8
LOB	8

livebaseballscorecards.com



1B: 2	SF: 0	WP: 2	PA: 33
2B: 0	SAC: 1	PB: 0	
3B: 0	DP: 1	SB: 0	
HR: 2	HBP: 0	CS: 0	

PITCHER	IP	WLS	BF	H	R	ER	SO	BB	IBB	HBP	BLK	WP	HR	S	P	ERA	WHIP
Sandy Koufax, L ERA: 2.18 (1, 1)	8.0	L	33	4	4	4	8	3	1	0	0	1	2	45	62	4.50	0.875

Batter	1	2	3	4	5	6	7	8	9	AB R H RBI BB SO LOB	TOP
Tito Fuentes, S OBP: 0.320, SLG: 0.227 (1, 6) X	0-0 BB 1B SF9 1B		0-0 G3-6-3 1B		0-3 K			0-0 4-3		4 1 2 0 0 1 0	San Francisco Giants @ Pittsburgh Pirates Forbes Field, Pittsburgh, PA Mon Aug 23 1965, 7:05 PM EDT Att: 15,016 - Unknown livebaseballscorecards.com
Matty Alou, L OBP: 0.283, SLG: 0.316 (1, 9) X	0-0 BB 1-2 1B		0-0 G3-6-3 1-2		0-0 G3			0-0 5-3		4 0 1 0 0 0 1	
Willie Mays, R OBP: 0.395, SLG: 0.652 (1, 8) B B B	4-0 1-2 2-3 BB		0-0 4-3		0-0 1-3			0-3 K		3 0 0 0 1 1 0	
Willie McCovey, L OBP: 0.383, SLG: 0.538 (1, 3) X	0-0 SF9			0-0 1-3		0-0 F4		0-0 1B		3 0 1 1 0 0 0	
Jim Ray Hart, R OBP: 0.342, SLG: 0.452 (1, 5) X	0-0 F9			0-0 1B SF9 1B		0-3 K		0-0 F7		4 1 1 0 0 1 3	
Len Gabrielson, L OBP: 0.368, SLG: 0.441 (1, 7) X	0-0 4-3			0-0 1-3 SF9 1B		0-0 F7		0-0 F4		4 0 1 0 0 0 3	
Tom Haller, L OBP: 0.333, SLG: 0.376 (1, 2) X		0-0 G3		0-0 1-2 SF9		0-0 3-1				2 0 0 1 0 0 0	
Hal Lanier, R OBP: 0.266, SLG: 0.283 (1, 4) X		0-0 5-3		0-0 3-H F4		0-0 L1				3 0 0 0 0 0 1	
Warren Spahn, L OBP: 0.255, SLG: 0.130 (1, 1) Gaylord Perry, R OBP: 0.172, SLG: 0.145 (7, 1) X		0-0 F4			0-0 4-3			0-0 4-3		2 0 0 0 0 0 0 1 0 0 0 0 0 0	
Inning Stats	R: 1 H: 2 E: 0 LOB: 2 K: 0 BB: 1 S: 5 P: 9	R: 0 H: 0 E: 0 LOB: 0 K: 0 BB: 0 S: 3 P: 3	R: 0 H: 1 E: 0 LOB: 0 K: 0 BB: 0 S: 3 P: 3	R: 1 H: 2 E: 0 LOB: 1 K: 0 BB: 0 S: 5 P: 5	R: 0 H: 0 E: 0 LOB: 0 K: 1 BB: 0 S: 5 P: 5	R: 0 H: 0 E: 0 LOB: 0 K: 1 BB: 0 S: 5 P: 5	R: 0 H: 0 E: 0 LOB: 0 K: 0 BB: 0 S: 3 P: 3	R: 0 H: 0 E: 0 LOB: 0 K: 0 BB: 0 S: 3 P: 3	R: 0 H: 1 E: 0 LOB: 1 K: 1 BB: 0 S: 6 P: 6	1B: 6 SF: 2 2B: 0 SAC: 0 3B: 0 DP: 1 HR: 0 HBP: 0	WP: 0 PA: 33 PB: 0 SB: 0 CS: 0
PITCHER Vern Law, R (1, 1) ERA: 1.98	IP WLS BF H R ER SO BB IBB HBP BLK WP HR S P ERA WHIP										

Batter	1	2	3	4	5	6	7	8	9	AB R H RBI BB SO LOB	TOP
Len Gabrielson, L (1, 9) <small>OBP: 0.371, SLG: 0.447</small> (4, 7)	0-0 2B		0-0 3B 1B		0-0 F8			0-0 F6		4 1 2 0 0 0 0	San Francisco Giants @ Pittsburgh Pirates Forbes Field, Pittsburgh, PA Tue Aug 24 1965, 7:05 PM EDT Att: 15,497 - Unknown
Hal Lanier, R (1, 4) <small>OBP: 0.266, SLG: 0.288</small>	0-3 K		0-0 1B 3B		0-3 K			0-3 K2-3		4 1 1 1 0 3 1	
Willie Mays, R (1, 8) <small>OBP: 0.392, SLG: 0.647</small> Ken Henderson, S (6, 8) <small>OBP: 0.265, SLG: 0.258</small>	0-0 3-1 2-3		0-0 4-3		0-3 K			0-0 F8		3 0 0 0 0 1 2 1 0 0 0 0 0 0	
Willie McCovey, L (1, 3) <small>OBP: 0.388, SLG: 0.540</small>	4-0 BB		0-0 G5-4-3 1B		4-0 CS BB			0-0 1B		2 0 2 1 2 0 0	
Jim Ray Hart, R (1, 5) <small>OBP: 0.339, SLG: 0.447</small>	0-3 K		0-0 G5-4-3 1-2f		0-3 K 1-2			0-0 F5		4 0 0 0 0 2 5	
Orlando Cepeda, R (1, 7) <small>OBP: 0.250, SLG: 0.267</small> Matty Alou, L (4, 9) <small>OBP: 0.261, SLG: 0.314</small>		0-0 5-3		0-0 5-3		0-0 F9		0-0 F7		2 0 0 0 0 0 0 2 0 0 0 0 0 1	
Tom Haller, L (1, 2) <small>OBP: 0.333, SLG: 0.374</small>		1-0 HBP		0-0 4-3		0-0 G3				2 0 0 0 0 0 0	
Tito Fuentes, S (1, 6) <small>OBP: 0.286, SLG: 0.200</small>		0-0 F7		0-0 F8		0-0 5-3				3 0 0 0 0 0 1	
Bob Shaw, R (1, 1) <small>OBP: 0.131, SLG: 0.117</small> Dick Schofield, S (8, PH) <small>OBP: 0.291, SLG: 0.258</small> Masanori Murakami, L (8, 1) <small>OBP: 0.111, SLG: 0.111</small>		0-0 G3		0-3 K		0-0 F6				2 0 0 0 0 1 1 1 0 0 0 0 0 0 0 0 0 0 0 0 0	
Inning Stats	R: 0 H: 1 E: 0 LOB: 2 K: 2 BB: 1 S: 8 P: 12	R: 0 H: 0 E: 0 LOB: 1 K: 0 BB: 0 S: 3 P: 4	R: 2 H: 3 E: 0 LOB: 0 K: 0 BB: 0 S: 5 P: 5	R: 0 H: 0 E: 0 LOB: 0 K: 0 BB: 0 S: 3 P: 3	R: 0 H: 0 E: 0 LOB: 0 K: 2 BB: 0 S: 7 P: 7	R: 0 H: 0 E: 0 LOB: 1 K: 2 BB: 1 S: 6 P: 10	R: 0 H: 0 E: 0 LOB: 0 K: 0 BB: 0 S: 3 P: 3	R: 0 H: 0 E: 0 LOB: 0 K: 1 BB: 0 S: 5 P: 5	R: 0 H: 1 E: 0 LOB: 1 K: 0 BB: 0 S: 4 P: 4	1B: 3 SF: 0 2B: 2 SAC: 0 3B: 1 DP: 2 HR: 0 HBP: 1	WP: 0 PA: 33 PB: 0 SB: 0 CS: 1
PITCHER Don Cardwell, R (1, 1) <small>ERA: 3.29</small>	IP 9.0 WLS W BF 33 H 5 R 2 ER 2 SO 7 BB 2 IBB 0 HBP 1 BLK 0 WP 0 HR 0 S 44 P 53 ERA 2.00 WHIP 0.778										

AB	30
R	2
H	5
RBI	2
BB	2
SO	7
LOB	11



Batter	1	2	3	4	5	6	7	8	9	AB R H RBI BB SO LOB	TOP											
Dick Schofield, S (1, 6) OBP: 0.290, SLG: 0.257	0-0 6-3	0-0 F9			0-0 G6-4-3 1B		0-0 G3		0-0 FC4-6	5 0 1 1 0 0 4	San Francisco Giants @ Pittsburgh Pirates Forbes Field, Pittsburgh, PA Wed Aug 25 1965, 7:05 PM EDT Att: 13,348 - Unknown livebaseballscorecards.com											
Matty Alou, L (1, 9) OBP: 0.277, SLG: 0.309	0-0 4-3	0-0 6-3			0-0 G6-4-3 1-2f			0-0 4-3	0-0 F9	5 0 0 0 0 0 5												
Jim Ray Hart, R (1, 5) OBP: 0.342, SLG: 0.449	0-0 1B				0-3 K			0-0 1B		3 0 2 0 1 1 0												
Willie McCovey, L (1, 3) OBP: 0.387, SLG: 0.542	0-0 F3				0-3 K			0-3 K		4 1 1 0 0 2 3												
Len Gabrielson, L (1, 7) OBP: 0.377, SLG: 0.448					0-0 F4			0-0 1B		2 1 1 1 2 0 1												
Tom Haller, L (1, 2) OBP: 0.332, SLG: 0.370					0-0 F7			0-0 F9		3 0 0 0 1 0 4												
Hal Lanier, R (1, 4) OBP: 0.266, SLG: 0.266					0-0 SH5-4 BB			0-0 5-3		2 0 0 0 1 0 0												
Ken Henderson, S (1, 8) OBP: 0.289, SLG: 0.324					0-0 F8			0-0 G3		3 1 1 0 1 0 1												
Bobby Bolin, R (1, 1) OBP: 0.147, SLG: 0.121 Willie Mays, R (9, PH) OBP: 0.394, SLG: 0.647 Frank Linzy, R (9, 1) OBP: 0.154, SLG: 0.385					0-0 G1-6-3			0-0 5-3		3 0 0 0 0 0 3 0 0 0 0 1 0 0 0 0 0 0 0 0 0												
Inning Stats	R: 0 E: 0 K: 0 S: 4	H: 1 LOB: 1 BB: 0 P: 4	R: 1 E: 1 K: 0 S: 4	H: 0 LOB: 3 BB: 3 P: 16	R: 0 E: 0 K: 1 S: 5	H: 0 LOB: 1 BB: 1 P: 9	R: 0 E: 0 K: 0 S: 2	H: 0 LOB: 0 BB: 1 P: 6	R: 0 E: 0 K: 1 S: 5	H: 1 LOB: 0 BB: 0 P: 5	R: 1 E: 0 K: 0 S: 4	H: 2 LOB: 0 BB: 0 P: 4	R: 0 E: 0 K: 0 S: 3	H: 0 LOB: 0 BB: 0 P: 3	R: 0 E: 0 K: 1 S: 6	H: 1 LOB: 2 BB: 1 P: 10	R: 1 E: 0 K: 0 S: 4	H: 1 LOB: 1 BB: 1 P: 8	1B: 4 2B: 0 3B: 2 HR: 0	SF: 0 SAC: 1 DP: 3 HBP: 0	WP: 0 PB: 0 SB: 1 CS: 0	PA: 38
PITCHER Bob Friend, R (1, 1) ERA: 3.33	IP 9.0 WLS 38 BF 6 H 3 R 3 ER 3 SO 3 BB 5 IBB 2 HBP 0 BLK 0 WP 0 HR 0 S 37 P 65 ERA 3.00 WHIP 1.222											PITCHER	IP WLS BF H R ER SO BB IBB HBP BLK WP HR S P ERA WHIP									



Batter	1	2	3	4	5	6	7	8	9	AB R H RBI BB SO LOB	TOP											
Tito Fuentes, S (1, 6) OBP: 0.313, SLG: 0.241	0-0 CS 1B		0-3 K		0-0 BB 1B		0-0 G6-4-3 1-2f			4 0 2 0 0 1 1	San Francisco Giants @ Pittsburgh Pirates Forbes Field, Pittsburgh, PA Thu Aug 26 1965, 7:05 PM EDT Unknown											
Jim Davenport, R (1, 5) OBP: 0.292, SLG: 0.344	0-3 K		0-0 4-3		4-0 BB 1B			0-0 6-3		3 0 0 0 1 1 1												
Willie Mays, R (1, 8) OBP: 0.391, SLG: 0.642 Ken Henderson, S (5, 8) OBP: 0.282, SLG: 0.314	0-3 K		0-0 F9		0-0 F4			0-0 4-3		3 0 0 0 0 1 3 1 0 0 0 0 0 0												
Jim Ray Hart, R (1, 7) OBP: 0.344, SLG: 0.454		0-0 PB 2B		0-0 G4-6-3 2B		0-0 4-3		0-0 F8		4 0 2 0 0 0 3												
Cap Peterson, R (1, 9) OBP: 0.333, SLG: 0.433		4-0 BB 2B		4-0 G4-6-3 BB		0-0 5-3		0-3 K		2 0 0 0 2 1 0												
Willie McCovey, L (1, 3) OBP: 0.385, SLG: 0.538 Len Gabrielson, L (6, 3) OBP: 0.380, SLG: 0.450		0-3 K		0-0 G4-6-3 1-2f 2-3		0-3 K		0-0 1B 1B		3 0 0 0 0 2 4 1 0 1 0 0 0 0												
Hal Lanier, R (1, 4) OBP: 0.264, SLG: 0.284		0-3 K		0-0 1-3		0-3 K		0-3 K		4 0 0 0 0 3 4												
Dick Bertell, R (1, 2) OBP: 0.302, SLG: 0.231		4-0 BB 1B		4-0 BB 1B		0-0 G6-4-3 1B		0-0 1B 1B		2 0 2 0 2 0 0												
Ron Herbel, R (1, 1) OBP: 0.067, SLG: 0.034 Orlando Cepeda, R (7, PH) OBP: 0.235, SLG: 0.250 Matty Alou, L (7, 1) OBP: 0.277, SLG: 0.309 Jesus Alou, R (9, PH) OBP: 0.320, SLG: 0.422		0-3 K		0-3 K		0-3 K		0-0 G3		2 0 0 0 0 2 4 1 0 0 0 0 1 1 0 0 0 0 0 0 0 1 0 0 0 0 0 2												
Inning Stats	R: 0 E: 0 K: 2 S: 7	H: 1 LOB: 0 BB: 0 P: 7	R: 0 E: 0 K: 3 S: 10	H: 1 LOB: 3 BB: 2 P: 18	R: 0 E: 0 K: 1 S: 5	H: 0 LOB: 0 BB: 0 P: 5	R: 0 E: 0 K: 0 S: 3	H: 1 LOB: 1 BB: 1 P: 7	R: 0 E: 0 K: 1 S: 6	H: 1 LOB: 3 BB: 2 P: 14		R: 0 E: 0 K: 1 S: 7	H: 0 LOB: 0 BB: 0 P: 7	R: 0 E: 0 K: 1 S: 5	H: 1 LOB: 0 BB: 0 P: 5	R: 0 E: 0 K: 0 S: 3	H: 0 LOB: 0 BB: 0 P: 3	R: 0 E: 0 K: 2 S: 9	H: 2 LOB: 2 BB: 0 P: 9	1B: 5 2B: 3 3B: 0 HR: 0	SF: 0 SAC: 0 DP: 3 HBP: 0	WP: 0 PB: 1 SB: 0 CS: 1
PITCHER Bob Veale, L (1, 1) ERA: 2.98	IP 9.0	WLS W	BF 36	H 7	R 0	ER 0	SO 12	BB 5	IBB 0	HBP 0	BLK 0	WP 0	HR 0	S 55	P 75	ERA 0.00	WHIP 1.333					

livebaseballscorecards.com

AB	31
R	0
H	7
RBI	0
BB	5
SO	12
LOB	23



Batter	1	2	3	4	5	6	7	8	9
Bob Bailey, R OBP: 0.324, SLG: 0.376 (1, 5)	0-3 K		0-0 S 1B	0-0 1-H 3-H IHR		0-0 4-3		4-0 1B BB	
Bill Virdon, L OBP: 0.333, SLG: 0.384 (1, 8)	0-0 1-3		0-0 F8	0-0 5-3		0-0 6-3		0-0 F2	
Roberto Clemente, R OBP: 0.363, SLG: 0.481 Manny Mota, R OBP: 0.335, SLG: 0.424 (1, 9) (7, 9)	0-0 4-3		0-0 E4 1-2		0-0 1B HR 1B	0-0 1-3		0-0 1-3 1B	
Willie Stargell, L OBP: 0.314, SLG: 0.493 (1, 7)		0-0 5-3	0-0 F8		0-0 1-3 HR 1B		0-3 K	0-3 K	
Donn Clendenon, R OBP: 0.358, SLG: 0.493 Andre Rodgers, R OBP: 0.351, SLG: 0.401 (1, 3) (7, PH) (8, 3)		0-3 K		0-3 K	0-0 1-H 3-H HR		0-0 E5 1B 1B		
Bill Mazeroski, R OBP: 0.293, SLG: 0.348 (1, 4)		0-0 1B 1B		0-0 1B 1B	0-0 HR		0-0 2-3 1B		
Jim Pagliaroni, R OBP: 0.353, SLG: 0.441 (1, 2)		0-0 1-2 1B		0-0 1B IHR 1B	0-3 K		0-0 F3		
Gene Alley, R OBP: 0.298, SLG: 0.338 (1, 6)		0-0 5-3		0-0 1-3 IHR 1B	0-0 1-3		0-3 K		
Bob Veale, S OBP: 0.113, SLG: 0.078 (1, 1)			0-3 K	0-3 K	0-0 4-3			0-0 4-3	

AB	R	H	RBI	BB	SO	LOB
4	1	2	3	1	1	0
5	0	0	0	0	0	2
4	1	1	0	0	0	1
1	0	1	0	0	0	0
5	1	1	0	0	2	4
3	1	1	3	0	2	0
1	0	1	0	0	0	0
4	2	4	1	0	0	0
4	1	2	0	0	1	2
4	1	1	1	0	1	4
4	0	0	0	0	2	2

WP	PA
40	40

Inning Stats	R	H	E	K	S	P	IP	WLS	BF	H	R	ER	SO	BB	IBB	HBP	BLK	WP	HR	S	P	ERA	WHIP
Ron Herbel, R ERA: 4.19	0	0	0	1	5	6	6.0	L	30	11	8	8	6	0	0	0	0	0	2	42	42	12.00	1.833
Matty Alou, L ERA:	0	2	0	1	7	7	2.0		10	3	0	0	3	1	0	0	0	0	0	15	19	0.00	2.000

San Francisco Giants @ Pittsburgh Pirates
Forbes Field, Pittsburgh, PA
 Thu Aug 26 1965, 7:05 PM EDT
 Unknown

AB	39
R	8
H	14
RBI	8
BB	1
SO	9
LOB	15



Batter	1	2	3	4	5	6	7	8	9
Bob Bailey, R OBP: 0.325, SLG: 0.380 (1, 5)	0-0 4-3		0-0 E	0-0 F6		0-0 1B		0-0 4-3	
Bill Virdon, L OBP: 0.330, SLG: 0.380 (1, 8)	0-3 K		0-0 1-3	0-0 F7		0-3 K			
Manny Mota, R OBP: 0.329, SLG: 0.417 (1, 9)	0-0 6-3		0-3 K	0-0 F9			0-0 F9		
Willie Stargell, L OBP: 0.319, SLG: 0.499 (1, 7)		0-0 1B	4-0 E		0-0 2B		0-0 1B		
Donn Clendenon, R OBP: 0.357, SLG: 0.491 (1, 3)		0-0 F8	0-0 E5		0-3 K		0-0 1B		
Bill Mazaroski, R OBP: 0.295, SLG: 0.349 (1, 4)		0-0 1B	0-0 E		0-0 F7		0-0 F8		
Gene Alley, R OBP: 0.302, SLG: 0.342 (1, 6)		0-0 PB	0-0 E9		0-0 F2		0-0 G3		
Del Crandall, R OBP: 0.308, SLG: 0.288 (1, 2)		0-0 K	4-0 IBB		0-0 F5		0-0 G3		
Tommie Sisk, R OBP: 0.176, SLG: 0.125 (1, 1)		0-3 K	0-0 G3		0-3 K		0-0 4-3		
Al McBean, R OBP: 0.240, SLG: 0.280 (6, 1)									

Inning Stats	R: 0	H: 0	E: 0	K: 1	S: 5	R: 2	H: 4	E: 0	K: 1	S: 8	R: 4	H: 3	E: 2	K: 1	S: 9	R: 0	H: 1	E: 0	K: 1	S: 6	R: 0	H: 1	E: 0	K: 2	S: 8	R: 0	H: 2	E: 0	K: 0	S: 4	R: 0	H: 1	E: 0	K: 0	S: 4
	0	0	0	1	5	2	4	0	1	8	4	3	2	1	9	0	1	0	1	6	0	1	0	1	0	8	0	2	0	0	4	0	1	0	4

PITCHER															PITCHER																					
IP	WLS	BF	H	R	ER	SO	BB	IBB	HBP	BLK	WP	HR	S	P	ERA	WHIP	IP	WLS	BF	H	R	ER	SO	BB	IBB	HBP	BLK	WP	HR	S	P	ERA	WHIP			
Gaylord Perry, R ERA: 4.17 (1, 1)	2.2	L	15	6	6	2	3	0	0	0	0	0	20	24	6.75	2.250																				
Masanori Murakami, L ERA: 4.31 (3, 1)	3.1		14	3	0	0	3	0	1	0	0	0	0	19	23	0.00	0.900																			
Bill Henry, L ERA: 2.89 (7, 1)	1.0		4	2	0	0	0	0	0	0	0	0	4	4	0.00	2.000																				
Ron Herbel, R ERA: 4.15 (8, 1)	1.0		4	1	0	0	0	0	0	0	0	0	4	4	0.00	1.000																				

BOTTOM


San Francisco Giants @ Pittsburgh Pirates
 Forbes Field, Pittsburgh, PA
 Thu Aug 26 1965, 7:05 PM EDT
 Att. 18,893 - Unknown

livebaseballscores.com

AB	35
R	6
H	12
RBI	5
BB	2
SO	6
LOB	16



1B: 10	SF: 0	WP: 0	PA: 37
2B: 1	SAC: 0	PB: 1	
3B: 1	DP: 0	SB: 0	
HR: 0	HBP: 0	CS: 0	

Batter	1	2	3	4	5	6	7	8	9	AB R H RBI BB SO LOB	TOP									
Dick Schofield, S (1, 6) OBP: 0.286, SLG: 0.253	0-3 K		0-3 K		0-0 4-3		0-0 6-3		0-0 F7	5 0 0 0 0 2 2										
Tito Fuentes, S (1, 4) OBP: 0.256, SLG: 0.194	0-0 F7		0-0 G3			0-0 5-3		0-0 E5 HR	0-0 F7	5 1 0 0 0 0 0										
Willie Mays, R (1, 9) OBP: 0.398, SLG: 0.655	0-0 1B			0-0 5-3		0-0 6-3		0-0 HR	4-0 HR BB	4 2 2 2 1 0 0										
Matty Alou, L (9, 9) OBP: 0.277, SLG: 0.309									HR BB	0 0 0 0 0 0 0										
Willie McCovey, L (1, 3) OBP: 0.387, SLG: 0.558	0-0 F7			0-0 HR		0-0 F8		0-0 HR	4-0 HR BB	4 3 2 2 1 0 1										
Jim Ray Hart, R (1, 5) OBP: 0.347, SLG: 0.467		0-0 6-3		0-0 6-3			0-0 HR 1B	0-0 E4 1B	0-0 HR	5 2 3 3 0 0 0										
Len Gabrielson, L (1, 7) OBP: 0.372, SLG: 0.450		0-0 1-3		0-0 4-1			0-0 HR	0-3 K	1-0 1B HBP	4 1 1 2 0 1 1										
Tom Haller, L (1, 2) OBP: 0.334, SLG: 0.371		0-0 1B			0-0 F8		0-0 FC3-6 1B	0-3 K	0-0 1B	5 0 3 0 0 1 1	AB 39 R 9 H 11 RBI 9 BB 4 SO 5 LOB 12									
Ken Henderson, S (1, 8) OBP: 0.250, SLG: 0.256		0-0 F9			0-0 F6		0-0 F8	4-0 IBB	0-3 K	4 0 0 0 1 1 4										
Warren Spahn, L (1, 1) OBP: 0.259, SLG: 0.125			0-0 5-3		4-0 BB		0-0 FC3-6	0-0 F5		2 0 0 0 1 0 1										
Frank Linzy, R (7, 1) OBP: 0.143, SLG: 0.357							1-2f			1 0 0 0 0 0 2										
Inning Stats	R: 0 E: 0 K: 1 S: 6	H: 1 LOB: 1 BB: 0 P: 6	R: 0 E: 0 K: 0 S: 4	H: 1 LOB: 1 BB: 0 P: 4	R: 0 E: 0 K: 1 S: 5	H: 0 LOB: 0 BB: 0 P: 5	R: 1 E: 0 K: 0 S: 4	H: 1 LOB: 0 BB: 0 P: 4	R: 0 E: 0 K: 0 S: 3	H: 0 LOB: 1 BB: 1 P: 7	R: 2 E: 0 K: 0 S: 6	H: 3 LOB: 1 BB: 0 P: 6	R: 3 E: 2 K: 2 S: 11	H: 3 LOB: 2 BB: 1 P: 15	R: 3 E: 0 K: 1 S: 7	H: 2 LOB: 2 BB: 2 P: 16	1B: 6 2B: 0 3B: 0 HR: 5	SF: 0 SAC: 0 DP: 0 HBP: 1	WP: 0 PB: 0 SB: 0 CS: 0	PA: 44
PITCHER	IP WLS BF H R ER SO BB IBB HBP BLK WP HR S P ERA WHIP																			
Darrell Sutherland, R (1, 1) ERA: 3.57	6.0 L 24 5 3 3 2 1 0 0 0 0 0 2 27 31 4.50 1.000																			
Larry Miller, L (7, 1) ERA: 4.58	1.0 4 1 0 0 0 0 0 0 0 0 0 0 4 4 0.00 1.000																			
Tom Parsons, R (8, 1) ERA: 4.8	0.0 4 3 3 2 0 0 0 0 0 0 0 2 4 4 ∞ ∞																			
Gordie Richardson, L (8, 1) ERA: 4.54	1.0 4 0 0 0 2 0 1 0 0 0 0 0 7 11 0.00 0.000																			
Jim Bethke, R (9, 1) ERA: 4.0	1.0 8 2 3 3 1 2 0 1 0 0 0 1 7 16 27.00 4.000																			

San Francisco Giants @ New York Mets
 Shea Stadium, Flushing, NY
 Fri Aug 27 1965, 7:05 PM EDT
 Att: 56,167 - Unknown

livebaseballscorecards.com

BOTTOM

San Francisco Giants @ New York Mets
Shea Stadium, Flushing, NY
Fri Aug 27 1965, 7:05 PM EDT
Att. 56,167 - Unknown

livebaseballscores.com

AB 34
R 2
H 8
RBI 2
BB 0
SO 4
LOB 16



WP: 0 PA: 35
PB: 0
SB: 0
CS: 1

AB R H RBI BB SO LOB

4 0 3 0 0 0 1

3 0 0 0 0 0 3
1 0 0 0 0 0 2

4 0 0 0 0 0 5
0 0 0 0 0 0 0

4 0 1 0 0 1 3

4 0 0 0 0 1 1

4 1 1 0 0 1 0

2 0 1 0 0 0 0
2 1 1 2 0 0 0

2 0 0 0 0 0 1
0 0 0 0 0 0 0
0 0 0 0 0 0 0
0 0 0 0 0 0 0
1 0 1 0 0 0 0

1B: 4 SF: 0
2B: 3 SAC: 0
3B: 0 DP: 1
HR: 1 HBP: 0

Batter	1	2	3	4	5	6	7	8	9
Ron Hunt, R OBP: 0.343, SLG: 0.356 (1, 5) (8, 4)	0-0 2B		0-0 2B			0-0 CS 2B		0-0 FC FC5-4	
Roy McMillan, R OBP: 0.285, SLG: 0.301 Johnny Lewis, L OBP: 0.338, SLG: 0.403 (8, PH) (9, 9)	0-0 F6		0-0 4-3			0-0 F8		0-0 FC5-4	
Joe Christopher, R OBP: 0.302, SLG: 0.324 Jim Bethke, R (1, 9) (9, 1)	0-0 5-3		0-0 5-3			0-0 F5		0-0 F4	
Ron Swoboda, R OBP: 0.287, SLG: 0.451 (1, 7)	0-0 6-3			0-0 G6-4-3 1B		0-0 CS	0-0 F8	0-3 K	
Jim Hickman, R OBP: 0.266, SLG: 0.365 (1, 8)		0-0 6-3		0-0 G6-4-3		0-0 F8			0-3 K
Ed Kranepool, L OBP: 0.312, SLG: 0.394 (1, 3)		0-0 F7		0-0 4-3		0-0 HR 1B			0-3 K
Chris Cannizzaro, R OBP: 0.268, SLG: 0.227 Charley Smith, R OBP: 0.285, SLG: 0.443 (7, PH) (8, 5)		0-0 1B			0-0 F9		0-0 HR		0-0 6-3
Chuck Hiller, L OBP: 0.278, SLG: 0.357 Jimmie Schaffer, R OBP: 0.237, SLG: 0.291 John Stephenson, L OBP: 0.273, SLG: 0.295 (7, PH) (8, 2)		0-0 F6			0-0 F4		0-0 1-3		
Darrell Sutherland, R OBP: 0.143, SLG: 0.429 Larry Miller, L OBP: 0.182, SLG: 0.182 Tom Parsons, R OBP: 0.105, SLG: 0.056 Gordie Richardson, R OBP: 0.305, SLG: 0.257 (8, PH) (9, 8)			0-3 K			0-0 6-3		0-0 FC5-4 FC 1B	

Inning Stats	R: 0	H: 1	E: 0	LOB: 1	K: 0	BB: 0	S: 4	P: 4
	R: 0	H: 1	E: 0	LOB: 1	K: 0	BB: 0	S: 4	P: 4
	R: 0	H: 1	E: 0	LOB: 1	K: 1	BB: 0	S: 6	P: 6
	R: 0	H: 1	E: 0	LOB: 0	K: 0	BB: 0	S: 3	P: 3
	R: 0	H: 0	E: 0	LOB: 0	K: 0	BB: 0	S: 3	P: 3
	R: 0	H: 1	E: 0	LOB: 0	K: 0	BB: 0	S: 3	P: 3
	R: 2	H: 2	E: 0	LOB: 0	K: 0	BB: 0	S: 5	P: 5
	R: 0	H: 1	E: 0	LOB: 2	K: 1	BB: 0	S: 7	P: 7
	R: 0	H: 0	E: 0	LOB: 0	K: 2	BB: 0	S: 7	P: 7

PITCHER	IP	WLS	BF	H	R	ER	SO	BB	IBB	HBP	BLK	WP	HR	S	P	ERA	WHIP
Warren Spahn, L ERA: 4.02 (1, 1)	6.2	W	25	7	2	2	1	0	0	0	0	0	1	27	27	2.70	1.050
Frank Linzy, R ERA: 1.94 (7, 1)	2.1	S	9	1	0	0	3	0	0	0	0	0	0	15	15	0.00	0.429

San Francisco Giants @ New York Mets
 Shea Stadium, Flushing, NY
 Sun Aug 29 1965, 3:33 AM EDT
 Att: 46,033 - Unknown

AB	34
R	8
H	10
RBI	7
BB	5
SO	5
LOB	11

WP:	0	PA:	40
PB:	2		
SB:	0		
CS:	1		



AB	R	H	RBI	BB	SO	LOB
4	0	1	0	1	0	0
4	2	1	1	1	1	3
5	1	2	3	0	1	2
2	0	0	0	0	1	0
2	1	1	0	0	0	0
3	1	1	1	1	0	0
2	0	0	0	2	0	0
4	1	2	1	0	0	2
4	1	1	0	0	2	2
2	1	1	1	0	0	0
1	0	0	0	0	0	0
1	0	0	0	0	0	2

Batter	1	2	3	4	5	6	7	8	9
Matty Alou, L OBP: 0.279, SLG: 0.308 (1, 9) (3, 7)	0-0 F2		4-0 FC4-6 BB		0-0 F3		0-0 F7		0-0 G6-4-3 1B
Len Gabrielson, L OBP: 0.370, SLG: 0.442 (1, 7) (3, 3)	4-0 1B BB		0-0 FC4-6 HR		0-3 K			0-0 1B 1B	0-0 F8
Willie Mays, R OBP: 0.398, SLG: 0.660 (1, 8)	0-0 CS 1B		0-0 HR		0-3 K			0-0 F3 1B	0-0 G6-4-3
Willie McCovey, L OBP: 0.385, SLG: 0.551 Ken Henderson, S OBP: 0.264, SLG: 0.271 (1, 3) (3, 9)	0-0 CS	0-0 G3	0-3 K		0-0 F8			0-0 2B 1B	
Jim Ray Hart, R OBP: 0.347, SLG: 0.466 (1, 5)			0-0 F8		0-0 F9		4-0 PB BB	0-0 1B E 2B	
Tom Haller, L OBP: 0.334, SLG: 0.366 (1, 2)		0-0 F6		0-0 3-1		4-0 FC6-4 BB		4-0 E IBB	
Hal Lanier, R OBP: 0.267, SLG: 0.289 (1, 4)			0-0 1B 1B 2B		0-0 F9		0-0 FC6-4	0-0 E6 1B	
Tito Fuentes, S OBP: 0.234, SLG: 0.182 (1, 6)			0-0 1B FC4-6 1B		0-3 K		0-0 F7	0-3 K	
Bobby Bolin, R OBP: 0.167, SLG: 0.143 Dick Schofield, S OBP: 0.285, SLG: 0.252 Masanori Murakami, L OBP: 0.091, SLG: 0.091 (1, 1) (7, PH) (7, 1)			0-0 FC4-6 BB HR 1B		0-0 F8		0-0 4-3	0-0 5-3	

Inning	R	H	E	K	S	P	1B	2B	3B	HR	SF	SAC	DP	HBP
1	0	1	0	0	2	6	7	2	0	1	0	0	0	0
2	0	0	0	0	3	3	2	0	0	0	0	0	0	0
3	5	4	0	1	9	13	1	0	0	0	0	0	0	0
4	0	0	0	1	5	5	0	0	0	0	0	0	0	0
5	0	0	0	1	5	5	0	0	0	0	0	0	0	0
6	0	0	0	1	5	13	0	0	0	0	0	0	0	0
7	0	0	0	0	3	3	0	0	0	0	0	0	0	0
8	3	4	1	1	9	13	1	0	0	0	0	0	0	0
9	0	1	0	0	3	3	0	0	0	0	0	0	0	0

PITCHER	IP	WLS	BF	H	R	ER	SO	BB	IBB	HBP	BLK	WP	HR	S	P	ERA	WHIP
Jack Fisher, R ERA: 4.08 (1, 1)	2.1	L	12	5	5	5	0	2	0	0	0	0	1	10	18	19.29	3.000
Gordie Richardson, L ERA: 4.23 (3, 1)	2.2		8	0	0	0	3	0	0	0	0	0	0	14	14	0.00	0.000
Bob Moorhead, R ERA: 5.68 (6, 1)	1.0		5	0	0	0	1	2	0	0	0	0	0	5	13	0.00	2.000
Dave Eilers, R ERA: 8.22 (7, 1)	2.0		11	4	3	2	1	0	1	0	0	0	0	12	16	9.00	2.000
Jim Bethke, R ERA: 3.89 (9, 1)	1.0		3	1	0	0	0	0	0	0	0	0	0	3	3	0.00	1.000

livebaseballscorecards.com

Batter	1	2	3	4	5	6	7	8	9	AB R H RBI BB SO LOB
Ron Hunt, R (1, 4) OBP: 0.349, SLG: 0.351	1-0 2B HBP	0-3 K			4-0 1B 1B BB	0-0 F3			0-0 5-3	3 1 0 0 1 1 2
Johnny Lewis, L (1, 8) OBP: 0.336, SLG: 0.400	0-3 K		0-0 F9		0-0 1B 1-2 FC5-4 1B		0-0 F5		0-3 K	5 1 1 0 0 2 1
Ed Kranepool, L (1, 3) OBP: 0.310, SLG: 0.393	0-0 1-3 2B		0-0 3-1		0-0 1-3 2-H FC5-4 1B		0-3 K		0-0 F7	5 0 2 1 0 1 0
Charley Smith, R (1, 5) OBP: 0.284, SLG: 0.439	0-3 K		0-0 2B 1B		0-0 1-2f 3-H FC5-4 1-3		0-3 K			4 0 1 1 0 2 3
Joe Christopher, R (1, 9) OBP: 0.304, SLG: 0.340	0-3 K		0-0 1-3 2B		0-0 1-3			0-0 HR		4 1 2 1 0 1 3
John Stephenson, L (1, 2) OBP: 0.288, SLG: 0.299		0-0 1-3	0-3 K		4-0 BB			0-3 K		2 0 0 0 1 1 2
Jimmie Schaffer, R (8, PH) OBP: 0.233, SLG: 0.286 (9, 2)										1 0 0 0 0 1 0
Ron Swoboda, R (1, 7) OBP: 0.289, SLG: 0.448		0-0 F7		0-0 F9	0-0 F7			4-0 BB		3 0 0 0 1 0 2
Roy McMillan, R (1, 6) OBP: 0.288, SLG: 0.303		0-0 BB 1B		0-0 F4		0-0 F8		0-3 K		4 0 1 0 0 1 1
Jack Fisher, R (1, 1) OBP: 0.191, SLG: 0.197		4-0 BB		0-3 K		0-0 F9		0-3 K		0 0 0 0 1 0 0
Gordie Richardson, R (3, 1)										1 0 0 0 0 1 0
Bob Moorhead, R (6, 1)										0 0 0 0 0 0 0
Chuck Hiller, L (6, PH) OBP: 0.277, SLG: 0.355										1 0 0 0 0 0 0
Dave Eilers, R (7, 1)										0 0 0 0 0 0 0
Jim Hickman, R (8, PH) OBP: 0.284, SLG: 0.362		1-2 BB								1 0 0 0 0 1 1
Jim Bethke, R (9, 1)										0 0 0 0 0 0 0

Inning Stats	R: 0	H: 1	E: 0	K: 3	S: 10	LOB: 2	BB: 0	P: 11	R: 0	H: 1	E: 0	K: 1	S: 6	LOB: 2	BB: 1	P: 10	R: 0	H: 2	E: 0	K: 1	S: 7	LOB: 2	BB: 0	P: 7	R: 0	H: 0	E: 0	K: 1	S: 5	LOB: 0	BB: 1	P: 5	R: 2	H: 2	E: 0	K: 0	S: 5	LOB: 2	BB: 2	P: 13	R: 0	H: 0	E: 0	K: 0	S: 3	LOB: 0	BB: 0	P: 3	R: 0	H: 0	E: 0	K: 2	S: 7	LOB: 0	BB: 0	P: 7	R: 1	H: 1	E: 0	K: 3	S: 10	LOB: 1	BB: 1	P: 14	R: 0	H: 0	E: 0	K: 1	S: 5	LOB: 0	BB: 0	P: 5	1B: 4	SF: 0	2B: 2	SAC: 0	3B: 0	DP: 0	HR: 1	HBP: 1	WP: 0	PA: 39
--------------	------	------	------	------	-------	--------	-------	-------	------	------	------	------	------	--------	-------	-------	------	------	------	------	------	--------	-------	------	------	------	------	------	------	--------	-------	------	------	------	------	------	------	--------	-------	-------	------	------	------	------	------	--------	-------	------	------	------	------	------	------	--------	-------	------	------	------	------	------	-------	--------	-------	-------	------	------	------	------	------	--------	-------	------	-------	-------	-------	--------	-------	-------	-------	--------	-------	--------


PITCHER	IP	WLS	BF	H	R	ER	SO	BB	IBB	HBP	BLK	WP	HR	S	P	ERA	WHIP
Bobby Bolin, R (1, 1) ERA: 2.38	6.0	W	28	6	2	2	6	3	0	1	0	0	0	36	49	3.00	1.500
Masanori Murakami, L (7, 1) ERA: 4.12	3.0	S	11	1	1	1	6	1	0	0	0	0	1	22	26	3.00	0.667

BOTTOM

San Francisco Giants @ New York Mets
 Shea Stadium, Flushing, NY
 Sun Aug 29 1965, 3:33 AM EDT
 Att. 46,033 - Unknown

livebaseballscorecards.com

AB	34
R	3
H	7
RBI	3
BB	4
SO	12
LOB	15



Batter	1	2	3	4	5	6	7	8	9	10	11	AB R H RBI BB SO LOB	TOP																
Jesus Alou, R (1, 9) OBP: 0.322, SLG: 0.422	0-0 1B SF9 1B	0-0 1-2 1B			0-0 3-1			0-3 K		0-0 G4-6-3 1-2f		5 1 2 0 0 1 3	San Francisco Giants @ Philadelphia Phillies Connie Mack Stadium, Philadelphia, PA Tue Aug 31 1965, 7:05 PM EDT Unknown																
Len Gabrielson, L (1, 7) OBP: 0.367, SLG: 0.437	0-0 1-2 1B	0-0 4-3			0-3 K			0-0 1-3			0-3 K	5 0 1 0 0 2 2																	
Willie Mays, R (1, 8) OBP: 0.398, SLG: 0.658	0-0 F9				0-3 K			0-3 K			0-0 PB FC4-6 2B	4 1 1 0 1 2 2																	
Willie McCovey, L (1, 3) OBP: 0.387, SLG: 0.551	0-0 1-2 2-3 1B				0-0 F2			0-0 F4			4-0 FC4-6 IBB	4 0 2 0 1 0 1																	
Jim Ray Hart, R (1, 5) OBP: 0.344, SLG: 0.462	0-0 SF9				0-0 F8			0-0 G6-4-3 1-2f			0-0 FC4-6 CS	4 0 0 2 0 1 3																	
Tom Haller, L (1, 2) OBP: 0.333, SLG: 0.365	0-0 F9				0-0 G3			0-3 K			0-0 SH1-4 1B	4 0 1 0 0 1 2																	
Ken Henderson, S (10, PR) OBP: 0.264, SLG: 0.271											0-0 CS	0 0 0 0 0 0 0																	
Dick Bertell, R (10, 2) OBP: 0.302, SLG: 0.231											0-0 1-2	0 0 0 0 0 0 0																	
Dick Schofield, S (1, 6) OBP: 0.289, SLG: 0.255		1-0 1B HBP			0-0 G5-4-3 1B			0-0 F9			0-0 SH1-4 1B	3 0 2 0 0 0 0																	
Hal Lanier, R (1, 4) OBP: 0.265, SLG: 0.287		0-3 K			0-0 G5-4-3 1-2f			0-0 4-3			0-0 SH1-4	3 0 0 0 0 1 2																	
Ron Herbel, R (1, 1) OBP: 0.061, SLG: 0.031		0-3 K			0-3 K			0-3 K			4-0 G4-6-3 IBB	3 0 0 0 0 3 1																	
Matty Alou, L (10, PH) OBP: 0.261, SLG: 0.308												0 0 0 0 1 0 0																	
Masanori Murakami, L (10, 1) OBP: 0.091, SLG: 0.091												0 0 0 0 0 0 0																	
Frank Linzy, R (10, 1) OBP: 0.143, SLG: 0.357												0 0 0 0 0 0 0																	
Inning Stats	R: 1 E: 0 K: 0 S: 6	H: 3 LOB: 2 BB: 0 P: 6	R: 0 E: 0 K: 2 S: 8	H: 1 LOB: 2 BB: 0 P: 9	R: 0 E: 0 K: 1 S: 5	H: 0 LOB: 0 BB: 0 P: 5	R: 0 E: 0 K: 0 S: 3	H: 1 LOB: 0 BB: 0 P: 3	R: 0 E: 0 K: 2 S: 7	H: 0 LOB: 0 BB: 0 P: 7	R: 0 E: 0 K: 0 S: 2	H: 0 LOB: 0 BB: 1 P: 6	R: 0 E: 0 K: 1 S: 5	H: 0 LOB: 0 BB: 0 P: 5	R: 0 E: 0 K: 2 S: 7	H: 0 LOB: 0 BB: 0 P: 7	R: 0 E: 0 K: 2 S: 7	H: 1 LOB: 1 BB: 0 P: 7	R: 0 E: 0 K: 0 S: 4	H: 2 LOB: 3 BB: 1 P: 8	R: 1 E: 0 K: 1 S: 5	H: 1 LOB: 0 BB: 1 P: 9	1B: 8 2B: 2 3B: 0 HR: 0	SF: 1 SAC: 1 DP: 4 HBP: 1	WP: 0 PB: 1 SB: 0 CS: 2	PA: 42			
PITCHER	IP WLS BF H R ER SO BB IBB HBP BLK WP HR S P ERA WHIP												IP WLS BF H R ER SO BB IBB HBP BLK WP HR S P ERA WHIP																
Jim Bunning, R (1, 1) ERA: 2.69	10.0																												
Gary Wagner, R (11, 1) ERA: 2.4	1.0	L	4	1	1	0	1	0	1	0	0	0	0	0	5	9	0.00	1.000											

livebaseballscorecards.com

AB	35
R	2
H	9
RBI	2
BB	3
SO	11
LOB	16



Batter	1	2	3	4	5	6	7	8	9	10	11	AB R H RBI BB SO LOB	BOTTOM
Cookie Rojas, R (1, 4) OBP: 0.350, SLG: 0.373 (10, 7)	0-0 1-3		0-0 F8			0-0 F9		0-0 F9		0-3 K		5 0 0 0 0 1 1	San Francisco Giants @ Philadelphia Phillies Connie Mack Stadium, Philadelphia, PA Tue Aug 31 1965, 7:05 PM EDT Unknown
John Briggs, L (1, 8) OBP: 0.376, SLG: 0.427	4-0 BB			0-3 K		0-0 1B		0-0 3-1		4-0 1B BB		3 0 1 0 2 1 0	
Johnny Callison, L (1, 9) OBP: 0.333, SLG: 0.540	0-3 K			0-0 4-3		0-0 F9		0-0 4-3		0-0 1-3 1B		5 0 1 0 0 1 2	
Dick Allen, R (1, 5) OBP: 0.387, SLG: 0.518		4-0 G4-3 BB		0-0 F8		0-0 F2			0-0 1B 1B	0-0 5-3		4 0 1 0 1 0 3	
Tony Gonzalez, L (1, 7) OBP: 0.342, SLG: 0.488 Tony Taylor, R (9, PH) OBP: 0.297, SLG: 0.323 (10, 4)		0-0 G4-3			0-0 G3 SH1-3 1B		4-0 SH3-4 HBP SF8 BB		0-3 K		0-0 F9	2 1 1 0 1 0 1 1 0 0 0 0 1 1	
Wes Covington, L (11, PH) OBP: 0.323, SLG: 0.497		1-2			0-0 SH1-3 1B		1-0 SF8 SH3-4 HBP		0-0 F7		0-0 F6	1 0 0 0 0 0 0 3 0 0 0 0 0 1	
John Herrnstein, L (1, 3) OBP: 0.234, SLG: 0.280		0-0 G3			0-0 SH1-3 1B		1-2 SF8 SH3-4 HBP		0-0 F7		0-0 F6	1 0 0 0 0 0 0 3 0 0 0 0 0 1	
Clay Dalrymple, L (1, 2) OBP: 0.292, SLG: 0.292			0-0 SH3-4 1B		0-0 G3 1B		0-0 SH3-4 1B		0-0 F7		0-0 F6	4 0 2 0 0 0 1 1 0 0 1 1 0 2	
Bobby Wine, R (1, 6) OBP: 0.290, SLG: 0.287			0-0 SH3-4 1B		0-0 SH3-4 1B		0-0 SF8 1B		0-0 F9		0-0 F9	1 0 0 1 1 0 2 3 0 0 0 0 1 4 1 0 0 0 0 0 0 0 0 0 0 0 0 0	
Jim Bunning, R (1, 1) OBP: 0.225, SLG: 0.275 Dick Stuart, R (10, PH) OBP: 0.294, SLG: 0.428 Gary Wagner, R (11, 1) OBP: 0.091, SLG: 0.182			0-0 F3		0-3 K		0-0 F9			0-0 F8		3 0 0 0 0 1 4 1 0 0 0 0 0 0 0 0 0 0 0 0 0	
Inning Stats	R: 0 H: 0 E: 0 LOB: 0 K: 1 BB: 1 S: 4 P: 8	R: 0 H: 0 E: 0 LOB: 0 K: 0 BB: 1 S: 2 P: 6	R: 0 H: 1 E: 0 LOB: 1 K: 0 BB: 0 S: 4 P: 4	R: 0 H: 0 E: 0 LOB: 0 K: 1 BB: 0 S: 5 P: 5	R: 0 H: 1 E: 0 LOB: 2 K: 1 BB: 1 S: 6 P: 10	R: 0 H: 1 E: 0 LOB: 1 K: 0 BB: 0 S: 4 P: 4	R: 1 H: 0 E: 0 LOB: 1 K: 0 BB: 1 S: 3 P: 8	R: 0 H: 0 E: 0 LOB: 0 K: 0 BB: 0 S: 3 P: 3	R: 0 H: 2 E: 0 LOB: 2 K: 1 BB: 0 S: 7 P: 7	R: 0 H: 1 E: 0 LOB: 2 K: 1 BB: 1 S: 6 P: 10	R: 0 H: 0 E: 0 LOB: 0 K: 0 BB: 0 S: 3 P: 3	1B: 6 SF: 1 2B: 0 SAC: 3 3B: 0 DP: 1 HR: 0 HBP: 1	
PITCHER	IP WLS BF H R ER SO BB IBB HBP BLK WP HR S P ERA WHIP												
Ron Herbel, R (1, 1) ERA: 3.93	9.0 35 5 1 1 4 3 1 1 0 0 0 0 38 55 1.00 0.889												
Masanori Murakami, L (10, 1) ERA: 4.07	0.2 4 1 0 0 1 1 0 0 0 0 0 0 5 9 0.00 3.000												
Frank Linzy, R (10, 1) ERA: 1.9	1.1 W 4 0 0 0 0 0 0 0 0 0 0 0 4 4 0.00 0.000												

livebaseballscores.com



Batter	1	2	3	4	5	6	7	8	9	AB R H RBI BB SO LOB	TOP																					
Dick Schofield, S (1, 6) OBP: 0.292, SLG: 0.256	0-0 F4		0-0 SH1-4		4-0 BB			0-0 1B		2 0 1 0 1 0 0	San Francisco Giants @ Philadelphia Phillies Connie Mack Stadium, Philadelphia, PA Tue Aug 31 1965, 7:05 PM EDT Att: 33,060 - Unknown																					
Len Gabrielson, L (1, 7) OBP: 0.361, SLG: 0.430	0-0 4-3		0-0 F7		0-0 4-3			0-0 F6		4 0 0 0 0 0 3																						
Willie Mays, R (1, 8) OBP: 0.399, SLG: 0.655	0-0 F9		4-0 BB		4-0 BB			0-0 F8		2 0 0 0 2 0 1																						
Willie McCovey, L (1, 3) Matty Alou, L (2, 7) OBP: 0.386, SLG: 0.549 OBP: 0.278, SLG: 0.305		0-0 1-3	0-0 F4		0-0 F7			0-0 B5-3		1 0 0 0 0 0 0 3 0 0 0 0 0 4																						
Jim Ray Hart, R (1, 5) OBP: 0.345, SLG: 0.463		0-0 1B		0-0 F8		0-0 5-3		0-0 1B		4 0 2 0 0 0 1																						
Tom Haller, L (1, 2) OBP: 0.330, SLG: 0.360		0-0 F7		0-0 F7		0-0 F8		0-0 F7		4 0 0 0 0 0 3																						
Hal Lanier, R (1, 4) Jesus Alou, R (9, PH) Bob Schroder, L (9, PR) OBP: 0.286, SLG: 0.287 OBP: 0.324, SLG: 0.424 OBP: 0.300, SLG: 0.222		0-0 E5		0-0 F9			0-0 F9		0-0 G6-3	3 0 1 0 0 0 0 1 0 1 0 0 0 0 0 0 0 0 0 0 0																						
Ken Henderson, S (1, 9) Orlando Cepeda, R (9, PH) OBP: 0.250, SLG: 0.255 OBP: 0.250, SLG: 0.222		0-3 K		0-0 F9			0-3 K		0-0 G6-3	3 0 0 0 0 2 2 1 0 0 0 0 0 2																						
Warren Spahn, L (1, 1) OBP: 0.262, SLG: 0.137			0-0 SH1-4		0-0 G3		0-0 F8			3 0 1 0 0 0 0																						
Inning Stats	R: 0 E: 0 K: 0 S: 3	H: 0 LOB: 0 BB: 0 P: 3	R: 0 E: 1 K: 1 S: 7	H: 2 LOB: 2 BB: 0 P: 7	R: 0 E: 0 K: 0 S: 4	H: 1 LOB: 2 BB: 1 P: 8	R: 0 E: 0 K: 0 S: 3	H: 0 LOB: 0 BB: 0 P: 3	R: 0 E: 0 K: 0 S: 3	H: 0 LOB: 1 BB: 1 P: 7	R: 0 E: 0 K: 1 S: 5	H: 0 LOB: 0 BB: 0 P: 5	R: 0 E: 0 K: 0 S: 4	H: 1 LOB: 1 BB: 0 P: 4	R: 0 E: 0 K: 0 S: 4	H: 2 LOB: 2 BB: 0 P: 4	1B: 6 2B: 0 3B: 0 HR: 0	SF: 0 SAC: 1 DP: 1 HBP: 0	WP: 0 PB: 0 SB: 0 CS: 0	PA: 35												
PITCHER Lew Burdette, R (1, 1) ERA: 4.71	IP 9.0	WLS W	BF 35	H 6	R 0	ER 0	SO 2	BB 3	IBB 0	HBP 0	BLK 0	WP 0	HR 0	S 36	P 48	ERA 0.00	WHIP 1.000															
											PITCHER	IP	WLS	BF	H	R	ER	SO	BB	IBB	HBP	BLK	WP	HR	S	P	ERA	WHIP				

AB	31
R	0
H	6
RBI	0
BB	3
SO	2
LOB	16



livebaseballscorecards.com

Batter	1	2	3	4	5	6	7	8	9
Cookie Rojas, R OBP: 0.347, SLG: 0.369 (1, 4)	0-0 F8		0-0 6-3			0-0 6-3		0-0 6-3	
Johnny Callison, L OBP: 0.331, SLG: 0.537 (1, 9)	0-0 4-3			0-0 3-1		0-3 K			
Dick Allen, R OBP: 0.385, SLG: 0.515 (1, 5)	0-0 F7			0-0 F7			0-0 5-3		
Dick Stuart, R OBP: 0.294, SLG: 0.427 (1, 3)		0-0 F9		0-0 FC6 1B			0-0 6-3		
John Herrnstein, L OBP: 0.234, SLG: 0.280 (9, 3)									
Alex Johnson, R OBP: 0.352, SLG: 0.468 (1, 7)		0-0 6-3		0-0 FC6 1-2f			0-0 HR		
Adolfo Phillips, R OBP: 0.250, SLG: 0.255 (1, 8)		4-0 FC6-4 BB			0-3 K		0-3 K		
Bobby Wine, R OBP: 0.290, SLG: 0.298 (1, 6)		0-0 FC6-4 1-2f			0-0 F7			0-0 HR	
Pat Corrales, R OBP: 0.349, SLG: 0.339 (1, 2)			0-0 5-3		0-0 6-3			0-0 4-3	
Lew Burdette, R OBP: 0.320, SLG: 0.360 (1, 1)			0-3 K			0-0 5-3		0-0 F4	

Inning Stats	R: 0	H: 0	E: 0	LOB: 0	K: 0	BB: 0	S: 3	P: 3
	0	0	0	0	0	0	3	3
	0	0	0	1	0	1	7	7
	0	0	0	0	1	0	5	5
	0	1	0	1	0	0	4	4
	0	0	0	0	0	0	5	5
	1	1	0	0	1	0	6	6
	0	0	0	0	0	0	4	4
	1	1	0	0	1	0	4	4

PITCHER	IP	WLS	BF	H	R	ER	SO	BB	IBB	HBP	BLK	WP	HR	S	P	ERA	WHIP
Warren Spahn, L ERA: 3.94 (1, 1)	8.0	L	28	3	2	2	4	1	0	0	0	0	2	35	39	2.25	0.500

BOTTOM

AB	R	H	RBI	BB	SO	LOB
4	0	0	0	0	0	0
3	0	0	0	0	1	0
3	0	0	0	0	0	0
3	0	1	0	0	0	0
0	0	0	0	0	0	0
3	1	1	1	0	0	1
2	0	0	0	1	2	0
3	1	1	1	0	0	1

AB	27
R	2
H	3
RBI	2
BB	1
SO	4
LOB	2



WP	PA	ERA	WHIP
0	28		

San Francisco Giants @ Philadelphia Phillies
 Connie Mack Stadium, Philadelphia, PA
 Tue Aug 31 1965, 7:05 PM EDT
 Att. 33,060 - Unknown

livebaseballscorecards.com

Batter	1	2	3	4	5	6	7	8	9	AB R H RBI BB SO LOB	TOP									
Tito Fuentes, S (1, 6) OBP: 0.235, SLG: 0.188	0-3 K		0-0 1B		0-0 F9			0-3 K		4 0 1 0 0 2 1	San Francisco Giants @ Philadelphia Phillies Connie Mack Stadium, Philadelphia, PA Thu Sep 02 1965, 3:33 AM EDT Unknown									
Jim Davenport, R (1, 5) OBP: 0.292, SLG: 0.347	0-0 HR		0-0 F8			0-0 F8		0-0 F4		4 1 1 0 0 0 2										
Willie Mays, R (1, 8) OBP: 0.396, SLG: 0.650	0-0 6-3		0-3 K			0-0 F9		0-3 K		4 0 0 0 0 2 3										
Jim Ray Hart, R (1, 7) OBP: 0.348, SLG: 0.472	0-0 HR			4-0 BB		0-0 F4			0-0 1B	3 2 2 2 1 0 0										
Jesus Alou, R (1, 9) OBP: 0.324, SLG: 0.423	0-0 5-3			0-0 G6-4-3			0-0 1B		0-3 K	3 0 1 0 0 0 1										
Ken Henderson, S (7, PR) OBP: 0.246, SLG: 0.250				1-2f			1B		0-3 K	1 0 0 0 0 1 1										
Jack Hiatt, R (1, 3) OBP: 0.426, SLG: 0.420		0-0 6-3		4-0 BB			0-0 1B		0-3 K	2 0 1 0 1 0 0										
Bob Schroder, L (7, PR) OBP: 0.300, SLG: 0.222							1-2			0 0 0 0 0 0 0										
Willie McCovey, L (7, 3) OBP: 0.385, SLG: 0.548							G6-4-3			1 0 0 0 0 1 1										
Hal Lanier, R (1, 4) OBP: 0.265, SLG: 0.287		0-0 5-3		0-0 F8			0-3 K		0-0 1B	4 0 1 1 0 1 3										
Dick Bertell, R (1, 2) OBP: 0.298, SLG: 0.227		0-0 6-3			0-0 6-3				0-3 K	2 0 0 0 0 0 0										
Cap Peterson, R (7, PH) OBP: 0.327, SLG: 0.424							1-2f			1 0 0 0 0 0 2										
Tom Haller, L (7, 2) OBP: 0.329, SLG: 0.359							G6-4-3			1 0 0 0 0 1 1										
Juan Marichal, R (1, 1) OBP: 0.159, SLG: 0.150			0-0 F7			0-0 1-3			4-0 BB	2 0 0 0 0 0 0										
Orlando Cepeda, R (8, PH) OBP: 0.286, SLG: 0.222										0 0 0 0 1 0 0										
Bob Priddy, R (8, PR)										0 0 0 0 0 0 0										
Gaylord Perry, R (8, 1) OBP: 0.185, SLG: 0.145										0 0 0 0 0 0 0										
Inning Stats	R: 2 E: 0 K: 1 S: 7	H: 2 LOB: 0 BB: 0 P: 7	R: 0 E: 0 K: 0 S: 3	H: 0 LOB: 0 BB: 0 P: 3	R: 0 E: 0 K: 1 S: 6	H: 1 LOB: 1 BB: 0 P: 6	R: 0 E: 0 K: 0 S: 2	H: 0 LOB: 1 BB: 2 P: 10	R: 0 E: 0 K: 0 S: 3	H: 0 LOB: 0 BB: 0 P: 3	R: 0 E: 0 K: 1 S: 6	H: 2 LOB: 2 BB: 0 P: 6	R: 0 E: 0 K: 2 S: 7	H: 0 LOB: 1 BB: 1 P: 11	R: 1 E: 0 K: 3 S: 11	H: 2 LOB: 1 BB: 0 P: 11	1B: 4 2B: 2 3B: 0 HR: 1	SF: 0 SAC: 0 DP: 2 HBP: 0	WP: 0 PB: 0 SB: 0 CS: 0	PA: 35
PITCHER Chris Short, L (1, 1) ERA: 3.19	IP: 9.0 WLS: W BF: 35 H: 7 R: 3 ER: 3 SO: 8 BB: 3 IBB: 0 HBP: 0 BLK: 0 WP: 0 HR: 1 S: 48 P: 60 ERA: 3.00 WHIP: 1.111																			

livebaseballscorecards.com

AB	32
R	3
H	7
RBI	3
BB	3
SO	8
LOB	15



Batter	1	2	3	4	5	6	7	8	9	AB	R	H	RBI	BB	SO	LOB
John Briggs, L (1, 8) OBP: 0.373, SLG: 0.420	0-0 F9	0-0 E3			4-0 BB		0-3 K			3	0	0	0	1	1	1
Cookie Rojas, R (1, 4) OBP: 0.347, SLG: 0.368	0-0 F4	0-0 F9			0-0 1B		0-0 F8			4	1	1	0	0	0	2
Johnny Callison, L (1, 9) OBP: 0.329, SLG: 0.533	0-3 K2-3				0-0 F4		0-0 F7			4	0	0	0	0	2	1
Dick Allen, R (1, 5) OBP: 0.386, SLG: 0.515		0-0 HR 1B		0-0 F5		0-0 S 1B		0-3 K		4	1	2	1	0	1	0
Tony Gonzalez, L (1, 7) OBP: 0.338, SLG: 0.481		0-0 F8		0-3 K		0-0 F9		0-3 K		4	0	0	0	0	2	2
Dick Stuart, R (1, 3) OBP: 0.294, SLG: 0.425		0-3 K		0-0 E5		0-0 G6-4-3 1B		0-3 K		4	0	1	0	0	2	1
Ruben Amaro, R (9, 3) OBP: 0.310, SLG: 0.250										0	0	0	0	0	0	0
Bobby Wine, R (1, 6) OBP: 0.291, SLG: 0.308		0-0 HR		0-3 K		0-0 G6-4-3				3	1	1	2	0	1	2
Pat Corrales, R (1, 2) OBP: 0.355, SLG: 0.349		0-0 1B 2B		0-3 K		4-0 BB				2	1	1	0	1	1	1
Chris Short, R (1, 1) OBP: 0.143, SLG: 0.143		0-0 E 1B		0-0 5-3		0-3 K				3	0	1	1	0	1	2

Inning Stats	R: 0	H: 0	E: 0	K: 1	S: 5	R: 3	H: 4	E: 1	K: 1	S: 10	R: 0	H: 0	E: 0	K: 2	S: 7	R: 0	H: 0	E: 1	K: 2	S: 8	R: 1	H: 2	E: 0	K: 0	S: 4	R: 0	H: 1	E: 0	K: 1	S: 5	R: 0	H: 0	E: 0	K: 3	S: 9	R: 0	H: 0	E: 0	K: 3	S: 9					
	0	0	0	1	5	3	4	1	1	10	0	0	0	2	7	0	0	1	2	2	8	1	2	0	0	4	0	1	1	0	0	0	0	3	9	0	0	0	3	9	0	0	0	3	9

PITCHER	IP	WLS	BF	H	R	ER	SO	BB	IBB	HBP	BLK	WP	HR	S	P	ERA	WHIP
Juan Marichal, R (1, 1) ERA: 1.88	7.0	L	30	7	4	4	8	2	0	0	0	0	1	44	52	5.14	1.286
Gaylord Perry, R (8, 1) ERA: 4.12	1.0		3	0	0	0	3	0	0	0	0	0	0	9	9	0.00	0.000

BOTTOM

San Francisco Giants @ Philadelphia Phillies
Connie Mack Stadium, Philadelphia, PA
 Thu Sep 02 1965, 3:33 AM EDT
 Unknown

AB	31
R	4
H	7
RBI	4
BB	2
SO	11
LOB	12



WP	PA	33
PB	0	
SB	1	
CS	0	

Batter	1	2	3	4	5	6	7	8	9	AB	R	H	RBI	BB	SO	LOB
John Briggs, L (1, 8) OBP: 0.368, SLG: 0.413 Tony Taylor, R (7, PH) OBP: 0.296, SLG: 0.321 Adolfo Phillips, R (8, 8) OBP: 0.245, SLG: 0.250	0-0 F5		0-0 4-3		0-0 F5		0-3 K		0-3 K2-3	3	0	0	0	0	0	0
Cookie Rojas, R (1, 4) OBP: 0.346, SLG: 0.372	0-0 F3		0-0 5-3		0-0 4-3			0-0 3B		4	0	1	0	0	0	0
Johnny Callison, L (1, 9) OBP: 0.330, SLG: 0.536	0-3 K		0-0 2B			0-0 1B G4-6-3 2B		0-0 4-3		4	1	2	0	0	1	1
Dick Allen, R (1, 5) OBP: 0.388, SLG: 0.516		0-0 1B 4-3 1B		0-0 6-3		0-0 1B G4-6-3 2B		4-0 1B G6-4-3 IBB		3	1	2	0	1	0	1
Wes Covington, L (1, 7) OBP: 0.318, SLG: 0.490 Alex Johnson, R (8, PH) OBP: 0.352, SLG: 0.468 Tony Gonzalez, L (8, PH) OBP: 0.337, SLG: 0.479		0-0 4-3		0-3 K2-3		0-0 1B G4-6-3 2B		0-0 1B G6-4-3		3	0	0	0	0	1	2
Dick Stuart, R (1, 3) OBP: 0.293, SLG: 0.424		0-0 1B 2-H 1B		0-0 F9		0-3 K		0-0 1-3		4	0	1	1	0	1	0
Clay Dalrymple, L (1, 2) OBP: 0.292, SLG: 0.291		0-0 F7		0-0 1B FC6-4		0-0 1B		0-0 G1		4	0	1	0	0	0	1
Bobby Wine, R (1, 6) OBP: 0.297, SLG: 0.312		0-0 1B 1-2		0-0 1B FC6-4		0-0 1B 1-2		0-0 1B PB 1B		3	0	2	0	1	0	1
Ray Herbert, R (1, 1) OBP: 0.293, SLG: 0.300 Gary Wagner, R (8, 1) OBP: 0.091, SLG: 0.182 Jack Baldschun, R (8, 1) Bill Sorrell, L (9, PH) OBP: 1.000, SLG: 1.000		0-3 K		0-0 4-3			0-3 K		0-0 1B 1-2	3	0	0	0	0	2	3

BOTTOM

San Francisco Giants @ Philadelphia Phillies
Connie Mack Stadium, Philadelphia, PA
 Thu Sep 02 1965, 3:38 AM EDT
 Att. 30,410 - Unknown

livebaseballscorecards.com

AB	35
R	2
H	10
RBI	1
BB	2
SO	7
LOB	14



Inning Stats	R: 0	H: 0	E: 0	K: 1	S: 5	H: 0	LOB: 0	BB: 0	P: 5	R: 1	H: 3	E: 0	K: 1	S: 8	R: 0	H: 1	E: 0	K: 0	S: 4	R: 0	H: 1	E: 0	K: 1	S: 6	R: 0	H: 0	E: 0	K: 0	S: 3	R: 1	H: 2	E: 0	K: 1	S: 6	R: 0	H: 1	E: 0	K: 2	S: 8	R: 0	H: 1	E: 0	K: 0	S: 3	R: 0	H: 1	E: 0	K: 0	S: 3	R: 0	H: 1	E: 0	K: 1	S: 6	R: 0	H: 1	E: 0	K: 1	S: 6	1B: 7	2B: 2	3B: 1	HR: 0	SF: 0	SAC: 0	DP: 2	HBP: 0	WP: 0	PA: 37
--------------	------	------	------	------	------	------	--------	-------	------	------	------	------	------	------	------	------	------	------	------	------	------	------	------	------	------	------	------	------	------	------	------	------	------	------	------	------	------	------	------	------	------	------	------	------	------	------	------	------	------	------	------	------	------	------	------	------	------	------	------	-------	-------	-------	-------	-------	--------	-------	--------	-------	--------

PITCHER	IP	WLS	BF	H	R	ER	SO	BB	IBB	HBP	BLK	WP	HR	S	P	ERA	WHIP
Bob Shaw, R (1, 1) ERA: 2.45	6.0		24	7	2	2	4	0	0	0	0	0	0	32	32	3.00	1.167
Bill Henry, L (7, 1) ERA: 2.79	1.1		7	2	0	0	2	0	1	0	0	0	0	10	14	0.00	1.500
Frank Linzy, R (8, 1) ERA: 1.85	1.2	W	6	1	0	0	1	1	0	0	0	0	0	7	11	0.00	1.200

Batter	1	2	3	4	5	6	7	8	9	AB R H RBI BB SO LOB	TOP	
Dick Schofield, S (1, 6) OBP: 0.295, SLG: 0.264	0-0 F6		0-0 F7		4-0 BB		0-0 1B 3B		0-0 4-3	4 1 1 0 1 0 1		
Jim Davenport, R (1, 5) OBP: 0.294, SLG: 0.348	0-3 K		0-0 F4		0-0 F8		0-0 BB 1B		0-0 FC4-6 1B	5 0 2 2 0 1 1		
Willie McCovey, L (1, 3) OBP: 0.386, SLG: 0.543 Bob Schroder, L (9, PR) OBP: 0.300, SLG: 0.222	0-0 F4			0-0 F9		0-0 G3		0-0 BB	0-0 FC4-6	4 0 0 0 1 0 1 0 0 0 0 0 0 0		
Jim Ray Hart, R (1, 7) OBP: 0.344, SLG: 0.467		0-3 K		0-0 1-3		0-0 F2		0-0 G1	0-0 F9	5 0 0 0 0 1 3		
Len Gabrielson, L (1, 9) OBP: 0.367, SLG: 0.432		4-0 BB 1B		0-0 F9		0-0 1B 1B		0-0 1B	0-0 G4-6-3 1B	3 0 2 0 1 0 0		
Tom Haller, L (1, 2) OBP: 0.330, SLG: 0.358		0-0 1-2 1B			0-0 F9		0-0 1-3 1B		0-0 G4-6-3	4 0 2 0 0 0 1		
Hal Lanier, R (1, 4) OBP: 0.264, SLG: 0.285 Jesus Alou, R (8, PH) OBP: 0.327, SLG: 0.424 Tito Fuentes, S (8, PR) OBP: 0.235, SLG: 0.188		0-0 F6		0-0 6-3		0-0 F8		1-0 HBP		3 0 0 0 0 0 4 0 0 0 0 0 0 0 0 0 0 0 0 0 0		
Ken Henderson, S (1, 8) OBP: 0.266, SLG: 0.259 Willie Mays, R (8, PH) OBP: 0.394, SLG: 0.645		0-0 F9			0-0 HR 1B		0-0 5-3		0-0 F9	3 1 1 0 0 0 2 1 0 0 0 0 0 1		
Bobby Bolin, R (1, 1) OBP: 0.184, SLG: 0.243 Masamori Murakami, L (5, 1) OBP: 0.091, SLG: 0.091 Orlando Cepeda, R (7, PH) OBP: 0.291, SLG: 0.200 Dick Estelle, S (7, 1) Bob Priddy, R (8, 1) Jack Hiatt, R (9, PH) OBP: 0.444, SLG: 0.462		0-3 K		0-0 HR		0-0 F3			0-0 4-3 1B 2B	2 1 1 2 0 1 0 0 0 0 0 0 0 0 1 0 1 1 1 0 0 0 0		
Inning Stats	R: 0 H: 0 E: 0 LOB: 0 K: 1 BB: 0 S: 5 P: 5	R: 0 H: 1 E: 0 LOB: 2 K: 1 BB: 1 S: 6 P: 10	R: 0 H: 0 E: 0 LOB: 0 K: 1 BB: 0 S: 5 P: 5	R: 0 H: 0 E: 0 LOB: 0 K: 0 BB: 0 S: 3 P: 3	R: 2 H: 2 E: 0 LOB: 1 K: 0 BB: 1 S: 5 P: 9	R: 0 H: 2 E: 0 LOB: 2 K: 0 BB: 0 S: 5 P: 5	R: 1 H: 2 E: 0 LOB: 2 K: 0 BB: 1 S: 5 P: 9	R: 0 H: 1 E: 0 LOB: 1 K: 0 BB: 0 S: 3 P: 4	R: 1 H: 2 E: 0 LOB: 1 K: 0 BB: 0 S: 5 P: 5	1B: 7 SF: 0 2B: 1 SAC: 0 3B: 1 DP: 1 HR: 1 HBP: 1	WP: 0 PA: 40 PB: 0 SB: 0 CS: 0	
PITCHER	IP WLS BF H R ER SO BB IBB HBP BLK WP HR S P ERA WHIP											
Bill Faul, R (1, 1) ERA: 3.21	6.2 W 29 7 3 3 3 2 0 0 0 0 0 1 33 41 4.05 1.350											
Ted Abernathy, R (7, 1) ERA: 2.17	2.1 S 11 3 1 1 0 1 0 1 0 0 0 0 9 14 3.86 1.714											

San Francisco Giants @ Chicago Cubs
Wrigley Field, Chicago, IL
Fri Sep 03 1965, 3:33 AM CDT
Att. 6,986 - Sunny

livebaseballscorecards.com

AB	36
R	4
H	10
RBI	4
BB	3
SO	3
LOB	14



BOTTOM

San Francisco Giants @ Chicago Cubs

Wrigley Field, Chicago, IL

Fri Sep 03 1965, 3:33 AM CDT

Att. 6,986 - Sunny

livebaseballscorecards.com

AB 32
R 5
H 7
RBI 5
BB 4
SO 5
LOB 13



WP: 0 PA: 36
PB: 0
SB: 0
CS: 0

Table with columns AB, R, H, RBI, BB, SO, LOB and rows of statistics for each batter.

Main game log area containing batter names, statistics, and play diagrams for each at-bat.

Inning Stats table with columns R, H, E, K, S for each inning.

Pitcher statistics table with columns for pitcher name, IP, WLS, BF, H, R, ER, SO, BB, IBB, HBP, BLK, WP, HR, S, P, ERA, WHIP.


Batter	1	2	3	4	5	6	7	8	9	AB R H RBI BB SO LOB	TOP									
Dick Schofield, S OBP: 0.296, SLG: 0.266 (1, 6)	0-0 FC4-6 1B	0-0 F5		0-0 FC6-5 SH1-4 1B		0-0 G3	0-0 4-3			5 0 2 0 0 0 1										
Len Gabrielson, L OBP: 0.369, SLG: 0.430 (1, 7)	0-0 FC4-6 2B 1-2f	0-0 1B 1B		0-0 SH1-4 1-2		4-0 HR BB		0-0 G3		3 2 1 0 1 0 1										
Willie Mays, R OBP: 0.394, SLG: 0.649 (1, 8)	0-0 F5	0-0 G4-6-3 1B		0-0 FC6-5 2-3		0-0 HR 1-H		0-3 K		5 1 2 2 0 1 2										
Willie McCovey, L OBP: 0.386, SLG: 0.543 (1, 3)	0-0 HR 2B 1-H	0-0 G4-6-3 1-2f		0-0 F8 1-2		4-0 FC5-4 BB		0-0 F8		4 1 1 1 1 0 3										
Jim Ray Hart, R OBP: 0.345, SLG: 0.478 (1, 5)	0-0 HR 2-H		0-0 1-3		0-0 6-3	0-0 FC5-4 1-2f		0-0 HR		5 2 2 3 0 0 1										
Tom Haller, L OBP: 0.333, SLG: 0.364 (1, 2)	0-0 2B 1B		0-0 1B 1B		0-0 4-3 2B	0-0 F7		0-0 F9		5 1 3 0 0 0 1										
Hal Lanier, R OBP: 0.263, SLG: 0.286 (1, 4)	0-0 2B 1-H		0-3 K		0-0 4-3 2-3		0-0 F9		0-0 F9	5 0 1 1 0 1 2										
Ken Henderson, S OBP: 0.304, SLG: 0.267 (1, 9)	4-0 IBB		0-0 1B 1-3		4-0 IBB		4-0 BB		0-0 F3	2 0 1 0 3 0 0										
Ron Herbel, R OBP: 0.054, SLG: 0.028 (1, 1)	0-3 K		0-0 4-3		0-0 9-3		0-3 K			4 0 0 0 0 2 7										
Bill Henry, L OBP: 0.200, SLG: 0.200 (8, 1)										0 0 0 0 0 0 0										
Frank Linzy, R OBP: 0.133, SLG: 0.333 (9, 1)										0 0 0 0 0 0 0										
Inning Stats	R: 4 E: 0 K: 1 S: 10	H: 5 LOB: 2 BB: 1 P: 14	R: 0 E: 0 K: 0 S: 4	H: 2 LOB: 1 BB: 0 P: 4	R: 0 E: 0 K: 1 S: 7	H: 2 LOB: 2 BB: 0 P: 7	R: 0 E: 0 K: 0 S: 4	H: 1 LOB: 1 BB: 1 P: 8	R: 2 E: 0 K: 0 S: 4	H: 1 LOB: 2 BB: 2 P: 12	R: 0 E: 0 K: 1 S: 5	H: 0 LOB: 1 BB: 1 P: 9	R: 0 E: 0 K: 1 S: 5	H: 0 LOB: 0 BB: 0 P: 5	R: 1 E: 0 K: 0 S: 4	H: 1 LOB: 0 BB: 0 P: 4	1B: 7 2B: 3 3B: 0 HR: 3	SF: 0 SAC: 1 DP: 1 HBP: 0	WP: 1 PB: 0 SB: 1 CS: 0	PA: 44
PITCHER	IP WLS BF H R ER SO BB IBB HBP BLK WP HR S P ERA WHIP																			
Bob Buhl, R ERA: 4.34 (1, 1)	4.1 L 24 11 4 4 2 0 0 0 0 0 1 1 27 31 8.31 2.538																			
Ernie Broglio, R ERA: 6.79 (5, 1)	1.2 9 1 2 2 0 2 1 0 0 0 0 1 6 18 10.80 1.800																			
Bob Humphreys, R ERA: 3.41 (7, 1)	2.0 7 0 0 0 2 1 0 0 0 0 0 0 10 14 0.00 0.500																			
Ken Holtzman, L ERA: 9.0 (9, 1)	1.0 4 1 1 1 0 0 0 0 0 0 0 1 4 4 9.00 1.000																			

San Francisco Giants @ Chicago Cubs
Wrigley Field, Chicago, IL
Sat Sep 04 1965, 3:33 AM CDT
Att. 7,151 - Cloudy

livebaseballscorecards.com

AB	38
R	7
H	13
RBI	7
BB	5
SO	4
LOB	18



Batter	1	2	3	4	5	6	7	8	9	AB R H RBI BB SO LOB	TOP														
Jim Davenport, R (1, 5) OBP: 0.298, SLG: 0.355	0-0 6-3			0-0 F4	0-0 WP 2-H 2B			0-0 G6-4-3 1B		4 0 2 1 0 0 0	<p>San Francisco Giants @ Chicago Cubs Wrigley Field, Chicago, IL Sun Sep 05 1965, 3:33 AM CDT Att. 18,878 - Sunny</p> <p>livebaseballscorecards.com</p> <table border="0"> <tr><td>AB</td><td>32</td></tr> <tr><td>R</td><td>4</td></tr> <tr><td>H</td><td>7</td></tr> <tr><td>RBI</td><td>4</td></tr> <tr><td>BB</td><td>0</td></tr> <tr><td>SO</td><td>5</td></tr> <tr><td>LOB</td><td>6</td></tr> </table> 	AB	32	R	4	H	7	RBI	4	BB	0	SO	5	LOB	6
AB	32																								
R	4																								
H	7																								
RBI	4																								
BB	0																								
SO	5																								
LOB	6																								
Jesus Alou, R (1, 9) OBP: 0.327, SLG: 0.424 Ken Henderson, S (5, 9) OBP: 0.300, SLG: 0.262	0-0 1-3			0-0 HR 1B	0-0 F5 2-3			0-3 K		3 1 1 0 0 0 1 1 0 0 0 0 1 1															
Willie Mays, R (1, 8) OBP: 0.393, SLG: 0.652	0-0 6-3			0-0 1-H HR				0-0 G6-4-3 1-2f		4 1 1 2 0 0 1															
Jim Ray Hart, R (1, 7) OBP: 0.342, SLG: 0.474		0-0 E6 G6-4-3		0-0 6-3				0-0 K		4 0 0 0 0 1 0															
Orlando Cepeda, R (1, 3) OBP: 0.231, SLG: 0.174 Willie McCovey, L (6, 3) OBP: 0.386, SLG: 0.541		0-3 K		0-0 F5				0-0 5-3		3 0 0 0 0 1 1 1 0 0 0 0 0 0															
Jack Hiatt, R (1, 2) OBP: 0.418, SLG: 0.429		0-0 G6-4-3 1-2f		0-0 F7				0-0 F7		4 0 0 0 0 0 1															
Hal Lanier, R (1, 4) OBP: 0.263, SLG: 0.291			0-0 4-3		0-0 1B 3B			0-0 F3		3 1 1 0 0 0 0															
Tito Fuentes, S (1, 6) OBP: 0.259, SLG: 0.235			0-3 K		0-0 SH1-4 2B 1B			0-0 2B		3 1 2 1 0 1 0															
Juan Marichal, R (1, 1) OBP: 0.155, SLG: 0.146			0-3 K		0-0 SH1-4 1-2			0-0 5-3		2 0 0 0 0 1 1															
Inning Stats	R: 0 E: 0 K: 0 S: 3	H: 0 LOB: 0 BB: 0 P: 3	R: 0 E: 1 K: 1 S: 5	H: 0 LOB: 0 BB: 0 P: 5	R: 0 E: 0 K: 2 S: 7	H: 0 LOB: 0 BB: 0 P: 7	R: 2 E: 0 K: 0 S: 5	H: 2 LOB: 0 BB: 0 P: 5	R: 2 E: 0 K: 0 S: 6	H: 3 LOB: 1 BB: 0 P: 6	R: 0 E: 0 K: 1 S: 5	H: 0 LOB: 0 BB: 0 P: 5	R: 0 E: 0 K: 0 S: 4	H: 1 LOB: 1 BB: 0 P: 4	R: 0 E: 0 K: 1 S: 5	H: 1 LOB: 0 BB: 0 P: 5	R: 0 E: 0 K: 0 S: 3	H: 0 LOB: 0 BB: 0 P: 3	1B: 3 2B: 2 3B: 1 HR: 1	SF: 0 SAC: 1 DP: 2 HBP: 0	WP: 1 PB: 0 SB: 0 CS: 0	PA: 33			
PITCHER	IP WLS BF H R ER SO BB IBB HBP BLK WP HR S P ERA WHIP																								
Dick Ellsworth, L (1, 1) ERA: 3.78	5.0 L 20 5 4 4 3 0 0 0 0 1 1 26 26 7.20 1.000																								
Cal Koonce, R (6, 1) ERA: 3.87	2.0 7 1 0 0 1 0 0 0 0 0 0 9 9 0.00 0.500																								
Lindy McDaniel, R (8, 1) ERA: 2.43	2.0 6 1 0 0 1 0 0 0 0 0 0 8 8 0.00 0.500																								

Batter	1	2	3	4	5	6	7	8	9	AB	R	H	RBI	BB	SO	LOB
Don Landrum, L (1, 8) OBP: 0.310, SLG: 0.349	0-3 K		0-3 K		0-0 F5		0-3 K		0-3 K2-3	5	0	0	0	0	4	3
Glenn Beckert, R (1, 4) OBP: 0.263, SLG: 0.285	0-0 F3		0-0 F9		0-0 FC6-4		0-0 FC6-4			4	0	0	0	0	0	3
Billy Williams, L (1, 9) OBP: 0.365, SLG: 0.545	0-0 5-3			0-0 HR		0-0 HR		0-3 K		4	2	2	2	0	1	0
Ron Santo, R (1, 5) OBP: 0.384, SLG: 0.508		0-0 BB 1B		0-3 K		0-0 5-3		0-3 K		4	0	1	0	0	2	0
14 Ernie Banks, R (1, 3) OBP: 0.334, SLG: 0.456		0-0 F8		0-0 5-3		0-3 K		0-0 E 1B		4	0	1	0	0	1	1
Doug Clemens, L (1, 7) OBP: 0.316, SLG: 0.309		0-0 F8		0-0 BB 1B		0-0 F9		0-0 E1		4	0	1	0	0	0	2
Ed Bailey, L (1, 2) OBP: 0.383, SLG: 0.371		4-0 BB 1-2 BB		4-0 PO BB			0-0 BB 1B	0-0 4-3		2	0	1	0	2	0	2
Don Kessinger, S (1, 6) OBP: 0.267, SLG: 0.243		0-0 F3		0-0 PO	0-0 FC6-4 1B		0-3 K		0-0 1-3	2	0	1	0	0	0	2
Jimmy Stewart, S (7, PH) OBP: 0.311, SLG: 0.296 (8, 6)										2	0	0	0	0	1	1
Dick Ellsworth, L (1, 1) OBP: 0.119, SLG: 0.123			0-3 K		0-0 F9		0-0 FC6-4 1B		0-0 F7	1	0	0	0	0	0	1
George Altman, L (5, PH) OBP: 0.310, SLG: 0.352										1	0	0	0	0	0	1
Cal Koonce, R (6, 1) OBP: 0.192, SLG: 0.128										0	0	0	0	0	0	0
Harvey Kuenn, R (7, PH) OBP: 0.346, SLG: 0.250										1	0	1	0	0	0	0
Lindy McDaniel, R (8, 1) OBP: 0.296, SLG: 0.322										0	0	0	0	0	0	0
Vic Roznovsky, L (9, PH)										1	0	0	0	0	0	0

BOTTOM

San Francisco Giants @ Chicago Cubs
 Wrigley Field, Chicago, IL
 Sun Sep 05 1965, 3:33 AM CDT
 Att. 18,878 - Sunny

livebaseballscorecards.com

AB	35
R	2
H	8
RBI	2
BB	2
SO	10
LOB	15



Inning Stats	R: 0	H: 0	E: 0	K: 1	S: 5	LOB: 0	BB: 0	P: 5	R: 0	H: 1	E: 0	K: 0	S: 4	LOB: 2	BB: 1	P: 8	R: 0	H: 0	E: 0	K: 2	S: 7	LOB: 0	BB: 0	P: 7	R: 1	H: 2	E: 0	K: 1	S: 6	LOB: 1	BB: 1	P: 10	R: 0	H: 1	E: 0	K: 0	S: 4	LOB: 1	BB: 0	P: 4	R: 1	H: 1	E: 0	K: 1	S: 6	LOB: 0	BB: 0	P: 6	R: 0	H: 2	E: 0	K: 2	S: 9	LOB: 2	BB: 0	P: 9	R: 0	H: 1	E: 1	K: 2	S: 9	LOB: 2	BB: 0	P: 9	R: 0	H: 0	E: 0	K: 1	S: 5	LOB: 0	BB: 0	P: 5	1B: 6	2B: 0	3B: 0	HR: 2	SF: 0	SAC: 0	DP: 0	HBP: 0	WP: 0	PB: 0	SB: 0	CS: 0	PA: 38
--------------	------	------	------	------	------	--------	-------	------	------	------	------	------	------	--------	-------	------	------	------	------	------	------	--------	-------	------	------	------	------	------	------	--------	-------	-------	------	------	------	------	------	--------	-------	------	------	------	------	------	------	--------	-------	------	------	------	------	------	------	--------	-------	------	------	------	------	------	------	--------	-------	------	------	------	------	------	------	--------	-------	------	-------	-------	-------	-------	-------	--------	-------	--------	-------	-------	-------	-------	--------

PITCHER	IP	WLS	BF	H	R	ER	SO	BB	IBB	HBP	BLK	WP	HR	S	P	ERA	WHIP
Juan Marichal, R (1, 1) ERA: 1.89	9.0	W	37	8	2	2	10	2	0	0	0	0	2	55	63	2.00	1.111

Batter	1	2	3	4	5	6	7	8	9	10	11	12	AB	R	H	RBI	BB	SO	LOB	TOP								
Dick Schofield, S OBP: 0.294, SLG: 0.264 (1, 6)	0-0 6-3 ①		0-0 5-3 ②		0-0 1B 1B			0-0 F7 ①	0-0 6-3 ③			0-3 K ①	6	0	1	0	0	1	2									
Matty Alou, L OBP: 0.281, SLG: 0.308 (1, 9)	0-0 F8 ②		0-0 6-3 ③		0-0 1B 1-2			0-0 WP 1B 1B		0-0 CS 1B		0-0 FC4-6 1B 1-2f	6	2	3	0	0	0	2									
Willie Mays, R OBP: 0.392, SLG: 0.647 (1, 8)	4-0 BB			0-0 6-3 ①	0-0 6-3 ③			0-0 F4 ②		0-3 K ①		4-0 1B 1-2 IBB	4	0	0	0	2	1	4									
Willie McCovey, L OBP: 0.395, SLG: 0.639 (1, 3)	0-3 K ③			0-3 K ②		0-3 K ①		0-0 HR 1B 1-H		4-0 BB 1-2		0-0 FC6-4 1B 1-3 2-H	4	0	1	1	0	3	1									
Bob Schroder, L OBP: 0.300, SLG: 0.222 (8, PR)													0	1	0	0	0	0	0									
Jim Davenport, R OBP: 0.303, SLG: 0.358 (8, 5)													1	0	1	1	1	0	0									
Jim Ray Hart, R OBP: 0.340, SLG: 0.477 (1, 5)		0-3 K ①		0-0 F6 ③		0-3 K ②		0-0 HR 1-H		0-0 4-3 ③		0-0 FC6-4 1-2f	6	1	1	2	0	2	3									
Len Gabrielson, L OBP: 0.366, SLG: 0.426 (1, 7)		0-0 F9 ②			0-0 FC6-4 1B		0-0 F8		0-3 K ③		0-3 K ①		5	0	1	0	0	2	1									
Tom Haller, L OBP: 0.332, SLG: 0.371 (1, 2)		0-0 F5 ③			0-0 FC6-4 1B 1-2f WP		0-0 F7		0-0 HR		0-0 4-3 ②		5	2	1	1	0	0	1									
Hal Lanier, R OBP: 0.265, SLG: 0.292 (1, 4)			0-0 5-3 SH1-3 1B		0-0 WP SF7 1-2 1B		0-0 F3		0-0 1-3		0-0 4-3 ③		5	1	2	0	0	0	0									
Warren Spahn, L OBP: 0.262, SLG: 0.137 (1, 1)			0-0 SH1-3 ①		0-0 SF7 ②		0-3 K ③		0-3 K ②		0-0 FC4-6 1B		0	0	0	0	0	0	0									
Gaylord Perry, R OBP: 0.185, SLG: 0.145 (2, 1)													0	0	0	0	0	0	0									
Orlando Cepeda, R OBP: 0.222, SLG: 0.174 (5, PH)													0	0	0	1	0	0	0									
Masanori Murakami, L OBP: 0.091, SLG: 0.091 (5, 1)													0	0	0	0	0	0	0									
Ken Henderson, S OBP: 0.298, SLG: 0.258 (7, PH)													1	0	0	0	0	0	1									
Bill Henry, L OBP: 0.200, SLG: 0.200 (7, 1)													0	0	0	0	0	0	0									
Cap Peterson, R OBP: 0.224, SLG: 0.420 (9, PH)													1	0	0	0	0	1	0									
Frank Linzy, R OBP: 0.188, SLG: 0.375 (9, 1)													1	0	1	0	0	0	0									
Inning Stats	R: 0 E: 0 K: 1 S: 5	H: 0 LOB: 1 BB: 1 P: 9	R: 0 E: 0 K: 1 S: 5	H: 0 LOB: 0 BB: 0 P: 5	R: 0 E: 0 K: 0 S: 4	H: 1 LOB: 1 BB: 0 P: 4	R: 0 E: 0 K: 1 S: 5	H: 0 LOB: 0 BB: 0 P: 5	R: 2 E: 0 K: 0 S: 7	H: 4 LOB: 2 BB: 0 P: 7	R: 0 E: 0 K: 2 S: 7	H: 0 LOB: 0 BB: 0 P: 5	R: 0 E: 0 K: 1 S: 5	H: 0 LOB: 0 BB: 0 P: 5	R: 3 E: 0 K: 1 S: 8	H: 3 LOB: 1 BB: 0 P: 8	R: 1 E: 0 K: 1 S: 6	H: 1 LOB: 0 BB: 0 P: 6	R: 0 E: 0 K: 1 S: 5	H: 0 LOB: 0 BB: 0 P: 5	R: 0 E: 0 K: 1 S: 5	H: 0 LOB: 0 BB: 0 P: 5	R: 1 E: 0 K: 1 S: 7	H: 2 LOB: 2 BB: 1 P: 11	1B: 10 2B: 0 3B: 0 HR: 2	SF: 1 SAC: 1 DP: 0 HBP: 0	WP: 4 PB: 0 SB: 1 CS: 1	PA: 50
PITCHER	IP	WLS	BF	H	R	ER	SO	BB	IBB	HBP	BLK	WP	HR	S	P	ERA	WHIP											
Don Drysdale, R ERA: 3.07 (1, 1)	8.0		34	9	6	6	7	1	0	0	0	2	2	47	51	6.75	1.250											
Ron Perranoski, L ERA: 2.82 (9, 1)	3.0		10	1	0	0	3	1	0	0	0	0	0	15	19	0.00	0.667											
Howie Reed, R ERA: 3.06 (12, 1)	1.0	L	6	2	1	1	1	0	1	0	0	0	0	7	11	9.00	2.000											

San Francisco Giants @ Los Angeles Dodgers
 Dodger Stadium, Los Angeles, CA
 Mon Sep 06 1965, 3:33 AM PDT
 Att: 53,581 - Unknown

livebaseballscorecards.com

AB 45
 R 7
 H 12
 RBI 6
 BB 3
 SO 11
 LOB 14



Batter	1	2	3	4	5	6	7	8	9	10	11	12	AB	R	H	RBI	BB	SO	LOB
Maury Wills, S OBP: 0.338, SLG: 0.336 (1, 6)	0-0 SF8 3B	0-0 FC5-4 2B		0-0 CS 1B			0-3 K		0-0 3-1 1B		0-0 FC6 CS		6	2	3	0	0	1	3
Jim Gilliam, S OBP: 0.378, SLG: 0.395 (1, 5)	0-0 SF8	0-0		0-0 CS	0-0 F9		0-0 6-3		0-0 3-1		0-0 CS	0-0	3	0	1	3	0	0	0
John Kennedy, R OBP: 0.243, SLG: 0.235 (8, 5)													0	0	0	0	0	0	0
Don LeJohn, R OBP: 0.303, SLG: 0.292 (9, PH) (10, 5)													2	0	1	0	0	0	1
Willie Davis, L OBP: 0.280, SLG: 0.360 (1, 8)	0-0 1B	0-0 6-3			0-0 F9			0-0 F2	4-0			0-0 G4-6-3 1B	5	0	1	0	1	0	2
Lou Johnson, R OBP: 0.307, SLG: 0.381 (1, 7)	0-0 1B			0-3 K	0-3 K			0-0 1B	0-0 1B		0-0 1-3		6	1	3	0	0	2	2
Ron Fairly, L OBP: 0.362, SLG: 0.390 (1, 9)	0-0 G1-6-3			4-0 BB			0-3 K	0-3 K		0-0 G3		0-0 4-3	5	0	0	0	1	2	4
Jim Lefebvre, S OBP: 0.336, SLG: 0.358 (1, 4)		0-0		4-0 BB	4-0 BB		0-0 F7	0-0	0-0	0-0 6-3			3	1	2	0	1	0	0
Willie Crawford, L OBP: 0.160, SLG: 0.087 (8, PR)													0	0	0	0	0	0	0
Dick Tracewski, R OBP: 0.309, SLG: 0.264 (9, 4)													1	0	0	0	0	0	0
Wes Parker, S OBP: 0.332, SLG: 0.358 (1, 3)		0-0 SH1-3	0-0 G4-6-3				0-0 4-3		0-0	0-0 F7			4	0	1	1	0	0	2
John Roseboro, L OBP: 0.286, SLG: 0.318 (1, 2)		0-0		0-0	0-0		0-0 4-3		0-0	0-0	0-0	0-0 FC1-5 2B	5	2	3	2	0	1	2
Don Drysdale, R OBP: 0.299, SLG: 0.482 (1, 1)		0-0		0-0	0-3		0-0		0-0	0-0	0-0	0-0 FC1-5 FC6	3	0	1	0	0	1	0
Ron Perranoski, L OBP: 0.364, SLG: 0.222 (9, 1)													1	0	0	0	0	0	0
Wally Moon, L OBP: 0.307, SLG: 0.273 (11, PH)													1	0	0	0	0	0	1
Howie Reed, R (12, 1)													0	0	0	0	0	0	0


Inning Stats	R: 1	H: 3	E: 0	LOB: 1	K: 0	P: 5	R: 3	H: 4	E: 0	LOB: 1	K: 0	P: 7	R: 0	H: 0	E: 0	LOB: 1	K: 1	P: 4	R: 0	H: 1	E: 0	LOB: 0	K: 1	P: 5	R: 0	H: 0	E: 0	LOB: 0	K: 1	P: 5	R: 1	H: 1	E: 0	LOB: 0	K: 1	P: 6	R: 1	H: 3	E: 0	LOB: 2	K: 2	P: 10	R: 0	H: 1	E: 0	LOB: 2	K: 0	P: 8	R: 0	H: 0	E: 0	LOB: 0	K: 0	P: 3	R: 0	H: 2	E: 0	LOB: 1	K: 0	P: 4	1B: 12	SF: 1	2B: 2	SAC: 1	3B: 1	DP: 3	HR: 1	HBP: 0	WP: 0	PA: 52
--------------	------	------	------	--------	------	------	------	------	------	--------	------	------	------	------	------	--------	------	------	------	------	------	--------	------	------	------	------	------	--------	------	------	------	------	------	--------	------	------	------	------	------	--------	------	-------	------	------	------	--------	------	------	------	------	------	--------	------	------	------	------	------	--------	------	------	--------	-------	-------	--------	-------	-------	-------	--------	-------	--------

PITCHER	IP	WLS	BF	H	R	ER	SO	BB	IBB	HBP	BLK	WP	HR	S	P	ERA	WHIP
Warren Spahn, L ERA: 4.12 (1, 1)	1.1		9	6	4	4	0	0	0	0	0	0	0	9	9	27.00	4.500
Gaylord Perry, R ERA: 4.06 (2, 1)	2.2		10	2	0	0	2	2	0	0	0	0	0	12	20	0.00	1.500
Masanori Murakami, L ERA: 3.96 (5, 1)	2.0		6	0	0	0	2	0	0	0	0	0	0	10	10	0.00	0.000
Bill Henry, L ERA: 3.07 (7, 1)	2.0		10	4	2	2	3	0	0	0	0	0	1	16	16	9.00	2.000
Frank Linzy, R ERA: 1.71 (9, 1)	4.0	W	15	4	0	0	0	0	1	0	0	0	0	14	18	0.00	1.000

San Francisco Giants @ Los Angeles Dodgers
Dodger Stadium, Los Angeles, CA
 Mon Sep 06 1965, 3:33 AM PDT
 Att: 53,581 - Unknown

AB	45
R	6
H	16
RBI	6
BB	3
SO	7
LOB	17



Batter	1	2	3	4	5	6	7	8	9	AB R H RBI BB SO LOB	TOP														
Jim Davenport, R (1, 5) OBP: 0.297, SLG: 0.350	0-0 6-3	0-0 5-3		0-0 FC5-4			0-0 F9		0-0 F9	5 0 0 0 0 0 3	<p>San Francisco Giants @ Los Angeles Dodgers Dodger Stadium, Los Angeles, CA</p> <p>Tue Sep 07 1965, 7:05 PM PDT Att: 48,586 - Unknown</p> <p>livebaseballscorecards.com</p> <table border="0"> <tr><td>AB</td><td>36</td></tr> <tr><td>R</td><td>3</td></tr> <tr><td>H</td><td>10</td></tr> <tr><td>RBI</td><td>3</td></tr> <tr><td>BB</td><td>2</td></tr> <tr><td>SO</td><td>8</td></tr> <tr><td>LOB</td><td>14</td></tr> </table> 	AB	36	R	3	H	10	RBI	3	BB	2	SO	8	LOB	14
AB	36																								
R	3																								
H	10																								
RBI	3																								
BB	2																								
SO	8																								
LOB	14																								
Jesus Alou, R (1, 9) OBP: 0.326, SLG: 0.422 Ken Henderson, S (7, 9) OBP: 0.292, SLG: 0.254	0-0 1B		0-0 F8		0-0 6-3		0-0 2-3	0-3 K	0-3 K	4 1 1 0 0 0 0 1 0 0 0 0 1 0															
Willie Mays, R (1, 8) OBP: 0.396, SLG: 0.650	0-0 1B		0-0 FC6-5		4-0 HR		0-0 FC6-4	0-3 K		4 1 3 0 1 1 0															
Jim Ray Hart, R (1, 7) OBP: 0.341, SLG: 0.483	0-0 1B		0-0 FC6-5		0-0 HR		0-0 FC6-4			4 1 2 3 0 0 2															
Jack Hiatt, R (1, 3) OBP: 0.408, SLG: 0.417 Willie McCovey, L (8, 3) OBP: 0.385, SLG: 0.539	0-3 K		0-0 1B		0-3 K			0-0 F8		4 0 1 0 0 2 2 0 0 0 0 0 0 0															
Hal Lanier, R (1, 4) OBP: 0.265, SLG: 0.292	0-3 K			0-0 F9	0-0 5-3			0-0 6-3		4 0 1 0 0 1 2															
Tom Haller, L (1, 2) OBP: 0.331, SLG: 0.369		0-3 K		0-0 E		0-0 1-3		0-0 6-3		4 0 1 0 0 1 1															
Tito Fuentes, S (1, 6) OBP: 0.276, SLG: 0.241		0-0 SH1-3		0-0 F7		0-0 6-3		4-0 IBB		3 0 1 0 1 0 1															
Bob Shaw, R (1, 1) OBP: 0.118, SLG: 0.104 Masanori Murakami, L (8, 1) OBP: 0.091, SLG: 0.091		0-0 SH1-3		0-0 E4		0-3 K		0-3 K		3 0 0 0 0 2 3 0 0 0 0 0 0 0															
Inning Stats	R: 1 E: 0 K: 2 S: 10	H: 3 LOB: 2 BB: 0 P: 10	R: 0 E: 0 K: 1 S: 6	H: 1 LOB: 1 BB: 0 P: 6	R: 0 E: 0 K: 0 S: 4	H: 2 LOB: 1 BB: 0 P: 4	R: 0 E: 1 K: 0 S: 5	H: 1 LOB: 2 BB: 0 P: 5	R: 2 E: 0 K: 1 S: 6	H: 1 LOB: 0 BB: 1 P: 10	R: 0 E: 0 K: 1 S: 5	H: 0 LOB: 0 BB: 0 P: 5	R: 0 E: 0 K: 0 S: 4	H: 1 LOB: 1 BB: 0 P: 4	R: 0 E: 0 K: 1 S: 6	H: 1 LOB: 2 BB: 1 P: 10	R: 0 E: 0 K: 2 S: 7	H: 0 LOB: 0 BB: 0 P: 7	1B: 8 2B: 1 3B: 0 HR: 1	SF: 0 SAC: 1 DP: 0 HBP: 0	WP: 0 PB: 0 SB: 0 CS: 0	PA: 39			
PITCHER	IP WLS BF H R ER SO BB IBB HBP BLK WP HR S P ERA WHIP																								
Claude Osteen, L (1, 1) ERA: 3.01 Bob Miller, R (9, 1) ERA: 3.09	8.0 L 36 10 3 3 6 1 1 0 0 0 1 46 54 3.38 1.375																								
	1.0 3 0 0 0 2 0 0 0 0 0 0 7 7 0.00 0.000																								

Batter	1	2	3	4	5	6	7	8	9	AB R H RBI BB SO LOB
Maury Wills, S OBP: 0.338, SLG: 0.335 (1, 6)	0-0 F8 ①		0-0 4-3 ②			0-0 5-3 ①		0-0 FC6-4 1B		4 0 1 0 0 0 1
Jim Gilliam, S OBP: 0.374, SLG: 0.390 (1, 5)	0-0 F8 ②		0-3 K ③			0-0 F9 ②		0-0 G3 ②		4 0 0 0 0 1 2
Willie Davis, L OBP: 0.278, SLG: 0.357 (1, 8)	0-0 F8 ③			0-0 1-3 ①		0-0 F8 ③		0-0 FC6-4 1-2f ③		4 0 0 0 0 0 1
Ron Fairly, L OBP: 0.360, SLG: 0.388 (1, 9) Johnny Werhas, R (9, PH)		0-0 1-3 ①		0-3 K ②		0-3 K ①		0-3 K ①		3 0 0 0 0 2 0 1 0 0 0 0 1 0
Lou Johnson, R OBP: 0.311, SLG: 0.388 (1, 7)		0-0 F7 ②		0-0 1B		0-0 G3 1B		0-0 2B		4 0 3 0 0 0 0
Jim Lefebvre, S OBP: 0.334, SLG: 0.355 (1, 4)		0-0 F8 ③		0-0 4-3 ③		0-0 G3 ②		0-0 5-3 ②		4 0 0 0 0 0 3
Wes Parker, S OBP: 0.333, SLG: 0.360 (1, 3)			0-0 2B 2B		0-0 G3 ①	4-0 BB BB		0-0 F9 ③		3 1 1 0 1 0 1
John Roseboro, L OBP: 0.287, SLG: 0.321 (1, 2)			0-0 4-3 2B 2-H		0-0 4-3 ②	0-3 K ③				3 0 1 1 0 1 2
Claude Osteen, L OBP: 0.153, SLG: 0.146 (1, 1) Derrell Griffith, L (8, PH) Bob Miller, R (9, 1)			0-0 2-3 ①		0-0 1-3 ③		0-0 F4 ①			2 0 0 0 0 0 1 1 0 0 0 0 0 0 0 0 0 0 0 0 0

Inning Stats	R: 0	H: 0	E: 0	K: 0	S: 3	R: 0	H: 0	E: 0	K: 0	S: 3	R: 0	H: 0	E: 0	K: 0	S: 3	R: 0	H: 0	E: 0	K: 0	S: 3	R: 0	H: 1	E: 0	K: 0	S: 4	R: 0	H: 1	E: 0	K: 1	S: 6	R: 0	H: 1	E: 0	K: 1	S: 6	1B: 3	SF: 0	2B: 3	SAC: 0	3B: 0	DP: 0	HR: 0	HBP: 0	WP: 0	PA: 34									
PITCHER	IP	WLS	BF	H	R	ER	SO	BB	IBB	HBP	BLK	WP	HR	S	P	ERA	WHIP													PITCHER	IP	WLS	BF	H	R	ER	SO	BB	IBB	HBP	BLK	WP	HR	S	P	ERA	WHIP							
Bob Shaw, R (1, 1) ERA: 2.41	7.2	W	29	5	1	1	4	1	0	0	0	0	0	36	40	1.17	0.783																																					
Masanori Murakami, L (8, 1) ERA: 3.88	1.1	S	5	1	0	0	1	0	0	0	0	0	0	7	7	0.00	0.750																																					

BOTTOM

San Francisco Giants @ Los Angeles Dodgers
 Dodger Stadium, Los Angeles, CA
 Tue Sep 07 1965, 7:05 PM PDT
 Att. 48,586 - Unknown

livebaseballscores.com

AB	33
R	1
H	6
RBI	1
BB	1
SO	5
LOB	11



Batter	1	2	3	4	5	6	7	8	9	AB R H RBI BB SO LOB	TOP									
Lee Mays, L (1, 7) OBP: 0.285, SLG: 0.365	0-0 1B		0-0 F4			0-0 SF8 3B	0-0 1B		0-3 K	5 1 3 0 0 1 1										
Joe Morgan, L (1, 4) OBP: 0.379, SLG: 0.430	0-0 F7		0-0 G3			4-0 HR BB	0-0 F3			3 1 0 0 1 0 2										
Jimmy Wynn, R (1, 8) OBP: 0.373, SLG: 0.476	0-0 F6				0-3 K	0-0 SF8		0-0 F6		3 0 0 1 0 1 1										
Jim Gentile, L (1, 3) Walt Bond, L (4, 3) OBP: 0.337, SLG: 0.443 OBP: 0.330, SLG: 0.365	0-0 F9			1-0 F8-4-5 1B HBP		0-0 HR		0-0 3-1		1 0 0 0 0 0 1 2 1 1 2 0 0 0										
Bob Aspromonte, R (1, 5) OBP: 0.320, SLG: 0.339		0-0 WP 1B		0-0 1-2 1B		0-0 F8		0-0 1B		4 0 3 0 0 0 0										
Rusty Staub, L (1, 9) OBP: 0.346, SLG: 0.405		0-0 F7		0-0 F8-4-5 2-3		0-0 E7 1B		0-0 F6		4 0 1 0 0 0 4										
Ron Brand, R (1, 2) OBP: 0.288, SLG: 0.289		0-0 5-3 1-2			0-0 F5	0-0 1-3		0-0 F5		4 0 0 0 0 0 2										
Eddie Kasko, R (1, 6) OBP: 0.276, SLG: 0.287		0-3 K			0-0 F7		0-0 F6		0-0 SH2-3 1B	4 0 1 0 0 1 1										
Don Nottebart, R (1, 1) Ron Taylor, R (2, 1) Joe Gaines, R (9, PH) OBP: 0.160, SLG: 0.106 OBP: 0.118, SLG: 0.176 OBP: 0.292, SLG: 0.350			0-0 4-3		0-3 K		0-0 6-3		0-0 SH2-3 1-2	0 0 0 0 0 0 0 3 0 0 0 0 1 0 0 0 0 0 0 0 0										
Inning Stats	R: 0 E: 0 K: 0 S: 4	H: 1 LOB: 1 BB: 0 P: 4	R: 0 E: 0 K: 1 S: 6	H: 1 LOB: 1 BB: 0 P: 6	R: 0 E: 0 K: 0 S: 3	H: 0 LOB: 0 BB: 0 P: 3	R: 0 E: 0 K: 1 S: 5	H: 1 LOB: 1 BB: 0 P: 6	R: 0 E: 0 K: 1 S: 5	H: 0 LOB: 0 BB: 0 P: 5	R: 3 E: 1 K: 0 S: 6	H: 3 LOB: 1 BB: 1 P: 10	R: 0 E: 0 K: 0 S: 4	H: 1 LOB: 1 BB: 0 P: 4	R: 0 E: 0 K: 1 S: 6	H: 1 LOB: 1 BB: 0 P: 6	1B: 7 2B: 1 3B: 1 HR: 1	SF: 1 SAC: 1 DP: 1 HBP: 1	WP: 1 PB: 0 SB: 0 CS: 0	PA: 37
PITCHER Bobby Bolin, R (1, 1) ERA: 2.62	IP: 9.0 WLS: W BF: 37 H: 9 R: 3 ER: 3 SO: 4 BB: 1 IBB: 0 HBP: 1 BLK: 0 WP: 1 HR: 1 S: 43 P: 48 ERA: 3.00 WHIP: 1.111											PITCHER	IP: WLS: BF: H: R: ER: SO: BB: IBB: HBP: BLK: WP: HR: S: P: ERA: WHIP:							

Houston Astros @ San Francisco Giants
 Candlestick Park, San Francisco, CA
 Wed Sep 08 1965, 6:33 AM EDT
 Att. 8,922 - Unknown

livebaseballscorecards.com

AB	33
R	3
H	9
RBI	3
BB	1
SO	4
LOB	12



Batter	1	2	3	4	5	6	7	8	9
Dick Schofield, S OBP: 0.295, SLG: 0.268 (1, 6)	0-3 K	0-0 F6		0-0 FC4-6 1B		0-0 1B		0-0 HR 2B	
Jesus Alou, R OBP: 0.330, SLG: 0.426 Ken Henderson, S OBP: 0.284, SLG: 0.246 (4, PR) (5, 9) (9, 8)	0-0 1B	0-0 HR 1B		0-0 1B		0-0 4-3		0-0 F3	
Willie Mays, R OBP: 0.398, SLG: 0.662 Matty Alou, L OBP: 0.281, SLG: 0.308 (1, 8) (9, 9)	0-0 BB 1B	0-0 HR		0-3 K			0-0 4-1	0-0 HR	
Willie McCovey, L OBP: 0.385, SLG: 0.544 Bob Burda, L OBP: 0.148, SLG: 0.120 (1, 3) (9, 3)	0-0 BB 1B	0-0 F6		0-0 F7			0-0 F6	0-0 HR	
Jim Ray Hart, R OBP: 0.340, SLG: 0.479 (1, 5)	4-0 1B BB		0-0 6-3		0-0 F3		0-3 K	0-0 4-3	
Len Gabrielson, L OBP: 0.367, SLG: 0.427 (1, 7)	0-0 1B		0-0 4-3		0-3 K			0-0 E 4-3 1B	
Tom Haller, L OBP: 0.330, SLG: 0.368 (1, 2)	0-0 F7		0-0 F9		0-0 3-1			0-0 E9 4-3 2B 1B	
Hal Lanier, R OBP: 0.267, SLG: 0.297 (1, 4)		0-0 6-3		0-0 1B 3B		0-0 4-3		4-0 4-3 2B IBB	
Bobby Bolin, R OBP: 0.214, SLG: 0.250 (1, 1)		4-0 HR BB		0-0 FC4-6 1B		0-3 K		0-0 4-3	

Inning Stats	R: 2	H: 4	E: 0	K: 1	S: 8	P: 12	R: 3	H: 2	E: 0	K: 0	S: 5	P: 9	R: 0	H: 0	E: 0	K: 0	S: 3	R: 1	H: 3	E: 0	K: 1	S: 8	P: 8	R: 0	H: 0	E: 0	K: 1	S: 5	R: 0	H: 1	E: 0	K: 1	S: 6	R: 0	H: 0	E: 0	K: 1	S: 5	R: 6	H: 5	E: 1	K: 0	S: 8	R: 1	H: 0	E: 0	K: 0	S: 8
	LOB: 2	BB: 1	BB: 1	BB: 0	LOB: 0	BB: 1	LOB: 0	BB: 0	LOB: 2	BB: 0	LOB: 0	BB: 0	LOB: 0	BB: 0	LOB: 0	BB: 0	LOB: 0	LOB: 1	BB: 0	LOB: 0	BB: 0	LOB: 0	BB: 0	LOB: 0	LOB: 0	BB: 0	LOB: 0	BB: 0	LOB: 0	BB: 0	LOB: 0	BB: 0	LOB: 0	BB: 0	LOB: 0	BB: 0	LOB: 0	BB: 1	LOB: 0	BB: 1	LOB: 0	BB: 1	LOB: 0	BB: 0	LOB: 0	BB: 0	LOB: 0	

PITCHER	IP	WLS	BF	H	R	ER	SO	BB	IBB	HBP	BLK	WP	HR	S	P	ERA	WHIP
Don Nottebart, R ERA: 4.54 (1, 1)	1.2	L	12	6	5	5	1	2	0	0	0	0	1	12	20	27.00	4.800
Ron Taylor, R ERA: 5.44 (2, 1)	6.1		29	9	7	7	4	0	1	0	0	0	2	36	40	9.95	1.421

AB R H RBI BB SO LOB

5	1	2	2	0	1	2
3	2	3	0	0	0	0
2	0	0	0	0	0	2
5	3	3	5	0	1	2
0	0	0	0	0	0	0
5	1	2	2	0	0	2
0	0	0	0	0	0	0
4	0	0	0	1	1	0
4	1	2	1	0	1	0
4	1	1	0	0	0	2
3	2	1	0	1	0	0
3	1	1	2	1	1	2

AB	R	H	RBI	BB	SO	LOB
38	12	15	12	3	5	12



Houston Astros @ San Francisco Giants
Candlestick Park, San Francisco, CA
Wed Sep 08 1965, 6:33 AM EDT
Att. 8,922 - Unknown

livebaseballscorecards.com

WP	PA
0	41

WP	HR	S	P	ERA	WHIP
0	0	0	0	0	0

Batter	1	2	3	4	5	6	7	8	9	AB R H RBI BB SO LOB	TOP																	
Lee Maye, L (1, 7) OBP: 0.283, SLG: 0.362	0-3 K		0-0 F5			0-0 G3			0-0 L3	4 0 0 0 0 1 0	Houston Astros @ San Francisco Giants Candlestick Park, San Francisco, CA Thu Sep 09 1965, 6:33 AM EDT Att: 20,076 - Unknown livebaseballscorecards.com																	
Joe Morgan, L (1, 4) OBP: 0.377, SLG: 0.427	0-3 K			0-0 F8		0-0 F9		0-0 F3	4 0 0 0 0 1 0																			
Jimmy Wynn, R (1, 8) OBP: 0.374, SLG: 0.478	4-0 S BB			0-0 5-3		0-0 5-3		0-0 2B	3 0 1 0 1 0 0																			
Walt Bond, L (1, 3) OBP: 0.329, SLG: 0.363	0-3 K 1-2			0-0 1B		0-0 F7		0-0 F8	4 0 1 0 0 1 2																			
Bob Aspromonte, R (1, 5) OBP: 0.318, SLG: 0.337		0-0 F5		0-3 K		0-0 5-3			3 0 0 0 0 1 1																			
Rusty Staub, L (1, 9) OBP: 0.345, SLG: 0.404		0-0 F8			0-0 1B	0-0 F4			3 0 1 0 0 0 0																			
Ron Brand, R (1, 2) OBP: 0.288, SLG: 0.288		0-0 L6			0-0 F7		0-0 G6-3 1B		1 0 0 0 0 0 0																			
Dave Adlesh, R (5, PH) OBP: 0.222, SLG: 0.200									2 0 1 0 0 0 1																			
Eddie Kasko, R (1, 6) OBP: 0.272, SLG: 0.282			0-0 6-3		0-0 F8		0-0 G6-3 1-2f		3 0 0 0 0 0 2																			
Bob Bruce, R (1, 1) OBP: 0.103, SLG: 0.119			0-0 6-3		0-3 K		0-0 F9		2 0 0 0 0 1 1																			
Jim Gentile, L (8, PH) OBP: 0.336, SLG: 0.442									1 0 0 0 0 0 0																			
Claude Raymond, R (8, 1) OBP: 0.154, SLG: 0.120									0 0 0 0 0 0 0																			
Inning Stats	R: 0 E: 0 K: 3 S: 9	H: 0 LOB: 1 BB: 1 P: 13	R: 0 E: 0 K: 0 S: 3	H: 0 LOB: 0 BB: 0 P: 3	R: 0 E: 0 K: 0 S: 3	H: 0 LOB: 0 BB: 0 P: 3	R: 0 E: 0 K: 1 S: 6	H: 1 LOB: 1 BB: 0 P: 6	R: 0 E: 0 K: 1 S: 6	H: 0 LOB: 0 BB: 0 P: 3	R: 0 E: 0 K: 0 S: 3	H: 0 LOB: 0 BB: 0 P: 3	R: 0 E: 0 K: 0 S: 3	H: 1 LOB: 0 BB: 0 P: 3	R: 0 E: 0 K: 0 S: 4	H: 1 LOB: 1 BB: 0 P: 4	1B: 3 2B: 1 3B: 0 HR: 0	SF: 0 SAC: 0 DP: 1 HBP: 0	WP: 0 PB: 0 SB: 1 CS: 0	PA: 31								
PITCHER Juan Marichal, R (1, 1) ERA: 1.82	IP: 9.0 WLS: W BF: 31 H: 4 R: 0 ER: 0 SO: 5 BB: 1 IBB: 0 HBP: 0 BLK: 0 WP: 0 HR: 0 S: 40 P: 44 ERA: 0.00 WHIP: 0.556																											
PITCHER	IP	WLS	BF	H	R	ER	SO	BB	IBB	HBP	BLK	WP	HR	S	P	ERA	WHIP											

AB	30
R	0
H	4
RBI	0
BB	1
SO	5
LOB	7



Batter	1	2	3	4	5	6	7	8	9
Dick Schofield, S OBP: 0.295, SLG: 0.270 (1, 6)	0-0 4-3		0-0 4-3		0-0 1B 2B			0-3 K	
Jesus Alou, R OBP: 0.330, SLG: 0.424 (1, 9)	0-0 6-3		0-0 4-3		0-0 2-H 1B			0-0 F6	
Willie Mays, R OBP: 0.396, SLG: 0.658 Ken Henderson, S OBP: 0.280, SLG: 0.242 (1, 8) (6, 8)	0-0 F2			0-0 F4	0-0 F7			0-3 K	
Willie McCovey, L OBP: 0.386, SLG: 0.544 (1, 3)		4-0 3B BB		0-0 6-3 WP 1B		0-0 F4			
Jim Ray Hart, R OBP: 0.338, SLG: 0.476 (1, 5)		0-3 K		0-0 6-3		0-0 3-1			
Len Gabrielson, L OBP: 0.367, SLG: 0.434 (1, 7)		0-0 1-H SF9 3B		0-0 F7		0-3 K			
Tom Haller, L OBP: 0.330, SLG: 0.377 (1, 2)		0-0 3-H SF9			0-0 HR		0-3 K		
Hal Lanier, R OBP: 0.265, SLG: 0.295 (1, 4)		0-0 6-3			0-0 F5		0-0 F7		
Juan Marichal, R OBP: 0.149, SLG: 0.141 (1, 1)			0-0 F2		0-0 F5		0-3 K		

AB	R	H	RBI	BB	SO	LOB
4	1	1	0	0	1	0
4	0	1	1	0	0	0
3	0	0	0	0	0	1
1	0	0	0	0	1	0
2	1	1	0	1	0	0
3	0	0	0	0	1	2
3	1	1	1	0	1	1
2	1	1	2	0	1	0
3	0	0	0	0	0	0
3	0	0	0	0	1	0

BOTTOM

Houston Astros @ San Francisco Giants
Candlestick Park, San Francisco, CA

livebaseballscorecards.com

AB	28
R	4
H	5
RBI	4
BB	1
SO	6
LOB	4



1B: 2	SF: 1	WP: 2	PA: 30
2B: 1	SAC: 0	PB: 0	
3B: 1	DP: 0	SB: 0	
HR: 1	HBP: 0	CS: 0	

Inning Stats	R: 0	H: 0	E: 0	K: 0	S: 3	R: 2	H: 1	E: 0	K: 1	S: 6	R: 0	H: 0	E: 0	K: 0	S: 3	R: 0	H: 1	E: 0	K: 0	S: 4	R: 2	H: 3	E: 0	K: 0	S: 6	R: 0	H: 0	E: 0	K: 1	S: 5	R: 0	H: 0	E: 0	K: 2	S: 7	R: 0	H: 0	E: 0	K: 2	S: 7
	0	0	0	0	3	2	1	0	1	6	0	0	0	0	3	0	1	0	0	4	2	3	0	0	6	0	0	0	0	5	0	0	0	7	0	0	0	7		
	LOB: 0	BB: 0	P: 3	LOB: 0	BB: 1	LOB: 0	BB: 1	LOB: 1	BB: 0	P: 3	LOB: 1	BB: 0	LOB: 0	BB: 0	P: 4	LOB: 0	BB: 0	LOB: 0	BB: 0	P: 4	LOB: 1	BB: 0	LOB: 1	BB: 0	LOB: 0	BB: 0	P: 6	LOB: 0	BB: 0	LOB: 0	BB: 0	LOB: 0	BB: 0	LOB: 0	BB: 0	LOB: 0	BB: 0	LOB: 0	BB: 0	LOB: 0

PITCHER	IP	WLS	BF	H	R	ER	SO	BB	IBB	HBP	BLK	WP	HR	S	P	ERA	WHIP
Bob Bruce, R ERA: 3.67 (1, 1)	7.0	L	27	5	4	4	4	1	0	0	0	2	1	34	38	5.14	0.857
Claude Raymond, R ERA: 2.86 (8, 1)	1.0		3	0	0	0	2	0	0	0	0	0	0	7	7	0.00	0.000

PITCHER	IP	WLS	BF	H	R	ER	SO	BB	IBB	HBP	BLK	WP	HR	S	P	ERA	WHIP

Thu Sep 09 1965, 6:33 AM EDT
Att. 20,076 - Unknown

Batter	1	2	3	4	5	6	7	8	9	AB R H RBI BB SO LOB
--------	---	---	---	---	---	---	---	---	---	----------------------

Don Young, R (1, 8) <small>OBP: 0.143, SLG: 0.571</small> Lindy McDaniel, R (8, 1) George Altman, L (9, PH) <small>OBP: 0.308, SLG: 0.350</small>	0-0 F3 		0-0 F6 		0-0 HR 		0-3 K 		0-3 K 	4 1 1 1 0 1 2 0 0 0 0 0 0 0 1 0 0 0 0 1 1
--	----------------------	--	----------------------	--	----------------------	--	---------------------	--	---------------------	---

Glenn Beckert, R (1, 4) <small>OBP: 0.263, SLG: 0.283</small>	4-0 BB 		0-0 F4 		0-0 FC3-6 1B 		0-0 E5 1B 		0-0 FC6 1B 	4 0 2 0 1 0 2
---	----------------------	--	----------------------	--	--------------------------------------	--	-----------------------------------	--	------------------------------------	---------------

Billy Williams, L (1, 9) <small>OBP: 0.366, SLG: 0.542</small>	4-0 FC5-4 BB 		0-0 FC6-4 1B 		0-0 FC3-6 FC6-4 1B 		0-0 FC6-4 1B 		0-0 F9 	4 0 2 1 1 0 3
--	--------------------------------------	--	--------------------------------------	--	--	--	--------------------------------------	--	----------------------	---------------

Ron Santo, R (1, 5) <small>OBP: 0.378, SLG: 0.498</small>	0-0 F9 		0-0 FC6-4 		0-0 FC6-4 		0-3 K 		0-0 FC6 	5 0 0 0 0 1 9
---	----------------------	--	-------------------------	--	-------------------------	--	---------------------	--	-----------------------	---------------

14 Ernie Banks, R (1, 3) <small>OBP: 0.332, SLG: 0.451</small>	0-0 FC5-4 				0-0 1B 		0-0 F8 		0-0 4-3 	4 0 1 0 0 0 2
--	-------------------------	--	--	--	----------------------	--	----------------------	--	-----------------------	---------------

Doug Clemens, L (1, 7) <small>OBP: 0.312, SLG: 0.302</small>		0-3 K 		0-0 F3 		0-0 6-3 		0-0 4-3 		4 0 0 0 0 1 1
--	--	---------------------	--	----------------------	--	-----------------------	--	-----------------------	--	---------------

Ed Bailey, L (1, 2) <small>OBP: 0.375, SLG: 0.364</small> Ted Abernathy, R (6, 1) <small>OBP: 0.188, SLG: 0.133</small> Bob Humphreys, R (7, 1) Jimmy Stewart, S (8, PH) <small>OBP: 0.314, SLG: 0.299</small>		0-0 1-3 		0-0 F2 		0-0 F2 		0-0 FC6-4 1B 		3 0 0 0 0 0 1 0 0 0 0 0 0 0 0 0 0 0 0 0 0 1 0 1 0 0 0 0
--	--	-----------------------	--	----------------------	--	----------------------	--	--------------------------------------	--	--

Don Kessinger, S (1, 6) <small>OBP: 0.258, SLG: 0.236</small> Don Landrum, L (8, PH) <small>OBP: 0.306, SLG: 0.344</small>		0-3 K 		0-0 G3 				0-3 K 	0-0 FC6-4 	3 0 0 0 0 2 1 1 0 0 0 0 0 1
---	--	---------------------	--	----------------------	--	--	--	---------------------	-------------------------	--------------------------------

Dick Ellsworth, L (1, 1) <small>OBP: 0.130, SLG: 0.121</small> Vic Roznovsky, L (6, 2) <small>OBP: 0.305, SLG: 0.322</small>			4-0 1B BB 		0-0 1-6-3 		4-0 E 1B BB 		4-0 WP BB 	1 0 0 0 1 0 0 0 1 0 0 2 0 0
---	--	--	-----------------------------------	--	-------------------------	--	---	--	-----------------------------------	--------------------------------

Inning Stats	R: 0 H: 0 E: 0 LOB: 2 K: 0 BB: 2 S: 3 P: 11	R: 0 H: 0 E: 0 LOB: 0 K: 2 BB: 0 S: 7 P: 7	R: 0 H: 1 E: 0 LOB: 2 K: 0 BB: 1 S: 4 P: 8	R: 0 H: 1 E: 0 LOB: 1 K: 0 BB: 0 S: 4 P: 4	R: 1 H: 2 E: 0 LOB: 1 K: 0 BB: 0 S: 5 P: 5	R: 0 H: 0 E: 0 LOB: 0 K: 0 BB: 0 S: 3 P: 3	R: 1 H: 1 E: 1 LOB: 2 K: 3 BB: 1 S: 11 P: 15	R: 0 H: 1 E: 0 LOB: 1 K: 0 BB: 0 S: 4 P: 4	R: 0 H: 1 E: 0 LOB: 2 K: 1 BB: 1 S: 6 P: 10	1B: 6 SF: 0 2B: 0 SAC: 0 3B: 0 DP: 0 HR: 1 HBP: 0	WP: 1 PA: 40 PB: 0 SB: 0 CS: 0
---------------------	--	---	---	---	---	---	---	---	--	--	---

PITCHER	IP	WLS	BF	H	R	ER	SO	BB	IBB	HBP	BLK	WP	HR	S	P	ERA	WHIP
Ron Herbel, R (1, 1) <small>ERA: 3.8</small>	6.0	W	25	4	1	1	2	3	0	0	0	0	1	26	38	1.50	1.167
Gaylord Perry, R (7, 1) <small>ERA: 4.05</small>	0.2		5	1	1	0	2	1	0	0	0	0	0	8	12	0.00	3.000
Frank Linzy, R (7, 1) <small>ERA: 1.67</small>	1.2		8	2	0	0	2	1	0	0	0	1	0	11	15	0.00	1.800
Bill Henry, L (9, 1) <small>ERA: 3.02</small>	0.2	S	2	0	0	0	0	0	0	0	0	0	0	2	2	0.00	0.000

TOP


Chicago Cubs @ San Francisco Giants

Candlestick Park, San Francisco, CA

Fri Sep 10 1965, 10:05 PM EDT
Att. 20,587 - Unknown

livebaseballscorecards.com

AB	35
R	2
H	7
RBI	2
BB	5
SO	6
LOB	23



BOTTOM

Chicago Cubs @ San Francisco Giants
 Candlestick Park, San Francisco, CA

Fri Sep 10 1965, 10:05 PM EDT
 Att. 20,587 - Unknown

AB	30
R	5
H	9
RBI	5
BB	4
SO	8
LOB	11



WP	3	PA	35
PB	0	SB	0
CS	1		

AB R H RBI BB SO LOB

4 1 2 0 0 2 1
 3 1 2 0 1 0 1
 0 0 0 0 0 0 0

3 1 0 0 1 1 2

4 1 2 1 0 1 2

2 0 0 0 0 1 0
 1 1 1 4 1 0 0

3 0 0 0 0 1 0
 0 0 0 0 1 0 0

4 0 1 0 0 1 3

3 0 1 0 0 0 1

1 0 0 0 0 1 1
 1 0 0 0 0 0 0
 0 0 0 0 0 0 0
 1 0 0 0 0 0 0
 0 0 0 0 0 0 0

1B: 8 SF: 0
 2B: 0 SAC: 0
 3B: 0 DP: 1
 HR: 1 HBP: 0

Batter	1	2	3	4	5	6	7	8	9
Tito Fuentes, S OBP: 0.290, SLG: 0.259 (1, 6)	0-0 FC4-6 1B		0-3 K			0-0 WP 1B	0-3 K		
Jesus Alou, R OBP: 0.333, SLG: 0.426 (1, 7) Ken Henderson, S OBP: 0.280, SLG: 0.242 (8, PR) (9, 9)	0-0 FC4-6 G6-4-3 1-2f			0-0 1B		4-0 1B WP HR BB		0-0 BB WP 1B	
Willie Mays, R OBP: 0.394, SLG: 0.654 (1, 8)	0-0 G6-4-3 1-2f			0-0 F9		4-0 1B HR IBB		0-3 K	
Jim Ray Hart, R OBP: 0.339, SLG: 0.476 (1, 5)		0-3 K		0-0 CS 1B		0-0 HR 1B		0-0 F4	
Jack Hiatt, R OBP: 0.397, SLG: 0.403 (1, 3) Willie McCovey, L OBP: 0.389, SLG: 0.551 (6, PH) (7, 3)		0-3 K		0-0 CS	0-0 6-3	0-0 HR		4-0 BB IBB	
Ollie Brown, R OBP: 0.369, SLG: 0.434 (1, 9) (8, PH) (9, 7)		0-0 1-3			0-3 K	0-0 4-3		4-0 1-2 2-3 BB	
Hal Lanier, R OBP: 0.265, SLG: 0.294 (1, 4)			0-0 6-3		0-0 1B	0-3 K		0-0 F9	
Tom Haller, L OBP: 0.330, SLG: 0.377 (1, 2)			0-0 1B		0-0 G3		0-0 G3		
Ron Herbel, R OBP: 0.053, SLG: 0.027 (1, 1) Cap Peterson, R OBP: 0.321, SLG: 0.416 (6, PH) Gaylord Perry, R OBP: 0.185, SLG: 0.145 (7, 1) Frank Linzy, R OBP: 0.176, SLG: 0.353 (7, 1) Bill Henry, L OBP: 0.200, SLG: 0.200 (9, 1)			0-3 K			0-0 1-3	0-0 F2		

Inning Stats	R: 0	H: 1	E: 0	LOB: 0	K: 0	S: 3	P: 3	R: 0	H: 0	E: 0	LOB: 0	K: 2	S: 7	P: 7	R: 0	H: 1	E: 0	LOB: 1	K: 2	S: 8	P: 8	R: 0	H: 2	E: 0	LOB: 0	K: 0	S: 3	P: 3	R: 0	H: 1	E: 0	LOB: 1	K: 1	S: 6	P: 6	R: 5	H: 3	E: 0	LOB: 0	K: 1	S: 8	P: 16	R: 0	H: 0	E: 0	LOB: 0	K: 1	S: 5	P: 5	R: 0	H: 1	E: 0	LOB: 3	K: 1	S: 6	P: 14
--------------	------	------	------	--------	------	------	------	------	------	------	--------	------	------	------	------	------	------	--------	------	------	------	------	------	------	--------	------	------	------	------	------	------	--------	------	------	------	------	------	------	--------	------	------	-------	------	------	------	--------	------	------	------	------	------	------	--------	------	------	-------

PITCHER	IP	WLS	BF	H	R	ER	SO	BB	IBB	HBP	BLK	WP	HR	S	P	ERA	WHIP
Dick Ellsworth, L ERA: 3.81 (1, 1)	5.1	L	21	6	3	3	5	1	1	0	0	2	0	29	37	5.06	1.312
Ted Abernathy, R ERA: 2.31 (6, 1)	0.2		4	2	2	2	1	0	0	0	0	0	1	6	6	27.00	3.000
Bob Humphreys, R ERA: 3.36 (7, 1)	1.0		3	0	0	0	1	0	0	0	0	0	0	5	5	0.00	0.000
Lindy McDaniel, R ERA: 2.41 (8, 1)	1.0		6	1	0	0	1	1	1	0	0	1	0	6	14	0.00	2.000

PITCHER	IP	WLS	BF	H	R	ER	SO	BB	IBB	HBP	BLK	WP	HR	S	P	ERA	WHIP
---------	----	-----	----	---	---	----	----	----	-----	-----	-----	----	----	---	---	-----	------

Batter	1	2	3	4	5	6	7	8	9	AB R H RBI BB SO LOB	TOP												
Don Landrum, L (1, 8) <small>OBP: 0.304, SLG: 0.341</small> Joey Amalfitano, R (7, PH) <small>OBP: 0.368, SLG: 0.323</small> Lindy McDaniel, R (7, 1) George Altman, L (9, PH) <small>OBP: 0.307, SLG: 0.348</small>	0-0 6-3			0-0 4-3		0-0 F8	1-0 HBP		0-0 F7	3 0 0 0 0 0 0													
Glenn Beckert, R (1, 4) <small>OBP: 0.264, SLG: 0.289</small>	0-0 5-3			0-0 2B 1B		0-0 HR 3B	0-0 F4			4 2 2 0 0 0 3													
Billy Williams, L (1, 9) <small>OBP: 0.369, SLG: 0.544</small>	0-0 F4			0-0 1-H 2B		4-0 HR BB		0-0 WP 1B		3 1 2 1 1 0 0													
Ron Santo, R (1, 5) <small>OBP: 0.379, SLG: 0.504</small>		0-0 F8		0-0 5-3		0-0 1-H 3-H HR		0-0 WP 1B		4 1 2 3 0 0 1													
14 Ernie Banks, R (1, 3) <small>OBP: 0.330, SLG: 0.448</small>		0-0 F7		0-0 F4		0-0 F9		0-3 K		4 0 0 0 0 1 3													
Doug Clemens, L (1, 7) <small>OBP: 0.310, SLG: 0.300</small> Don Young, R (7, PH) <small>OBP: 0.222, SLG: 0.556</small>		0-0 4-3			0-3 K		0-0 HBP 1B	0-0 5-3		2 0 0 0 0 1 0 2 0 1 0 0 0 2													
Jimmy Stewart, S (1, 6) <small>OBP: 0.309, SLG: 0.295</small>			0-0 F4		0-0 6-3		0-3 K	0-3 K		4 0 0 0 0 2 3													
Vic Roznovsky, L (1, 2) <small>OBP: 0.301, SLG: 0.317</small> Chris Krug, R (7, PH) <small>OBP: 0.274, SLG: 0.348</small>			0-0 L3		0-0 1-3		0-3 K		0-3 K	2 0 0 0 0 0 0 2 0 0 0 0 2 1													
Bill Faul, R (1, 1) <small>OBP: 0.115, SLG: 0.083</small> Harvey Kuenn, R (6, PH) <small>OBP: 0.342, SLG: 0.247</small> Billy Hoelt, L (6, 1) <small>OBP: 0.273, SLG: 0.273</small> John Boccabella, R (7, PH) <small>OBP: 1.000, SLG: 1.000</small> Chuck Hartenstein, R (7, PR) Byron Browne, R (7, 7) Ed Bailey, L (9, PH) <small>OBP: 0.373, SLG: 0.361</small>			0-3 K			0-0 F8	0-0 HBP 1B		0-0 4-3	1 0 0 0 0 0 1 0 1 0 0 0 0 0 0 0 0 0 0 0 0 0 0 0 1 0 0 1 0 1 0 0 0 0 0 0 0													
Inning Stats	R: 0 E: 0 K: 0 S: 3	H: 0 LOB: 0 BB: 0 P: 3	R: 0 E: 0 K: 0 S: 3	H: 0 LOB: 0 BB: 0 P: 3	R: 0 E: 0 K: 1 S: 5	H: 0 LOB: 0 BB: 0 P: 5	R: 1 E: 0 K: 0 S: 5	H: 2 LOB: 1 BB: 0 P: 5	R: 0 E: 0 K: 1 S: 5	H: 0 LOB: 0 BB: 0 P: 5	R: 3 E: 0 K: 0 S: 5	H: 2 LOB: 0 BB: 1 P: 9	R: 0 E: 0 K: 2 S: 9	H: 2 LOB: 3 BB: 0 P: 10	R: 0 E: 0 K: 2 S: 9	H: 2 LOB: 2 BB: 0 P: 9	R: 0 E: 0 K: 1 S: 5	H: 0 LOB: 0 BB: 0 P: 5	1B: 5 2B: 1 3B: 1 HR: 1	SF: 0 SAC: 0 DP: 0 HBP: 1	WP: 1 PB: 0 SB: 0 CS: 0	PA: 37	
PITCHER	IP WLS BF H R ER SO BB IBB HBP BLK WP HR S P ERA WHIP																						
Bob Shaw, R (1, 1) <small>ERA: 2.51</small> Masanori Murakami, L (7, 1) <small>ERA: 3.82</small> Gaylord Perry, R (8, 1) <small>ERA: 4.0</small>	6.0 W 23 4 4 4 2 1 0 0 0 0 1 26 30 6.00 0.833	1.0 8 4 0 0 2 0 0 1 0 0 0 11 12 0.00 4.000	2.0 S 6 0 0 0 3 0 0 0 0 1 0 12 12 0.00 0.000																				

Chicago Cubs @ San Francisco Giants
 Candlestick Park, San Francisco, CA
 Sat Sep 11 1965, 6:33 AM EDT
 Att: 21,217 - Unknown

AB	35
R	4
H	8
RBI	4
BB	1
SO	7
LOB	13



BOTTOM

Chicago Cubs @ San Francisco Giants
Candlestick Park, San Francisco, CA

Sat Sep 11 1965, 6:33 AM EDT
Att. 21,217 - Unknown

AB	31
R	6
H	9
RBI	4
BB	2
SO	4
LOB	8



WP	1	PA	33
PB	0		
SB	0		
CS	0		


AB	R	H	RBI	BB	SO	LOB
4	0	0	0	0	1	1
2	1	0	0	1	0	0
1	0	0	0	0	0	1
4	2	2	0	0	0	0
4	2	2	3	0	0	1
4	1	3	1	0	0	0
2	0	1	0	0	0	0
1	0	0	0	0	0	1
0	0	0	0	0	0	0
1	0	0	0	0	0	1
2	0	0	0	1	2	1
3	0	1	0	0	0	1
2	0	0	0	0	1	0
1	0	0	0	0	0	1
1B	6	SF	0			
2B	3	SAC	0			
3B	0	DP	1			
HR	1	HBP	0			

Batter	1	2	3	4	5	6	7	8	9
Dick Schofield, S OBP: 0.292, SLG: 0.268 (1, 6)	0-0 1-3 ①		0-0 G3 ①		0-0 6-3 ②		0-3 K ②		
Jesus Alou, R OBP: 0.333, SLG: 0.424 Ken Henderson, S OBP: 0.276, SLG: 0.239 (1, 9) (6, 9) (7, 7)	4-0 1B HR BB		0-0 F8 ②		0-0 6-3 ③		0-0 F8 ③		
Willie Mays, R OBP: 0.395, SLG: 0.652 (1, 8)	0-0 1-2 HR 1B		0-0 F9 ③			0-0 2B 1B		0-0 F3 ①	
Willie McCovey, L OBP: 0.389, SLG: 0.559 (1, 3)	0-0 1-H 2-H HR			0-0 E 2B		0-0 F9 ①		0-0 F5 ②	
Jim Ray Hart, R OBP: 0.342, SLG: 0.481 (1, 5)	0-0 F8 ②			0-0 E1 WP 1B		0-0 1-H 2B		0-0 1B	
Len Gabrielson, L OBP: 0.370, SLG: 0.434 Orlando Cepeda, R OBP: 0.214, SLG: 0.167 Masanori Murakami, L OBP: 0.091, SLG: 0.091 Gaylord Perry, R OBP: 0.182, SLG: 0.143 (1, 7) (6, PH) (7, 1) (8, 1)	0-0 1B			0-0 G3 ①		0-0 5-3 ②		0-0 4-3 ③	
Tom Haller, L OBP: 0.330, SLG: 0.375 (1, 2)		0-3 K ①		4-0 L4-3 BB		0-3 K ③			
Hal Lanier, R OBP: 0.265, SLG: 0.295 (1, 4)		0-0 F3 ②		0-0 L4-3 ② ③			0-0 FC1-6 1B		
Bob Shaw, R OBP: 0.114, SLG: 0.101 Ollie Brown, R (1, 1) (7, 9)		0-3 K ③			0-0 F3 ①		0-0 FC1-6 ①		

Inning	R	H	E	K	S	H	LOB	BB	P
1	0	0	0	0	0	0	0	0	0
2	0	0	0	2	3	0	0	0	3
3	0	0	0	0	0	0	0	0	0
4	2	2	1	1	4	0	1	0	8
5	0	0	0	0	3	0	0	0	3
6	1	2	0	1	7	1	0	0	7
7	0	1	0	1	6	1	0	0	6
8	0	1	0	0	4	0	0	0	4
9	0	0	0	0	0	0	0	0	0

PITCHER	IP	WLS	BF	H	R	ER	SO	BB	IBB	HBP	BLK	WP	HR	S	P	ERA	WHIP
Bill Faul, R ERA: 3.48 (1, 1)	5.0	L	20	5	5	4	2	2	0	0	0	1	1	22	30	7.20	1.400
Billy Hoef, L ERA: 2.62 (6, 1)	1.0		5	2	1	1	1	0	0	0	0	0	0	7	7	9.00	2.000
Lindy McDaniel, R ERA: 2.37 (7, 1)	2.0		8	2	0	0	1	0	0	0	0	0	0	10	10	0.00	1.000

livebaseballscores.com

Batter	1	2	3	4	5	6	7	8	9	AB R H RBI BB SO LOB	TOP
Don Landrum, L (1, 8) <small>OBP: 0.302, SLG: 0.339</small> Don Young, R (8, PH) <small>OBP: 0.182, SLG: 0.455</small>	0-0 F7		0-0 F6		0-0 4-3			0-3 K	0-0 F8	3 0 0 0 0 0 1 2 0 0 0 0 1 1	
Glenn Beckert, R (1, 4) <small>OBP: 0.266, SLG: 0.289</small>	0-3 K			0-0 4-3		0-0 BB 1B		4-0 1B SF9 BB		3 1 1 0 1 1 0	
Billy Williams, L (1, 9) <small>OBP: 0.372, SLG: 0.551</small>	0-0 1B			0-0 HR		4-0 L5-3 BB		0-0 14 WP 1B		3 1 3 1 1 0 0	
Ron Santo, R (1, 5) <small>OBP: 0.376, SLG: 0.501</small>	0-3 K			0-0 F2		0-0 L5-3		0-0 SF9		3 0 0 1 0 1 3	
14 Ernie Banks, R (1, 3) <small>OBP: 0.332, SLG: 0.453</small>		0-0 6-3		0-0 HR		4-0 BB		4-0 1-2 BB		2 1 1 1 2 0 0	
Doug Clemens, L (1, 7) <small>OBP: 0.308, SLG: 0.297</small> Byron Browne, R (8, PH) <small>OBP: 0.500, SLG: 0.500</small>		0-0 4-3		0-3 K		0-0 F8		0-0 F3		3 0 0 0 0 1 2 1 0 0 0 0 0 2	
Ed Bailey, L (1, 2) <small>OBP: 0.370, SLG: 0.357</small> John Boccabella, R (7, PH) <small>OBP: 0.500, SLG: 0.500</small> Chris Krug, R (7, 2) <small>OBP: 0.278, SLG: 0.352</small>		0-0 F7			0-0 F7		0-3 K		0-0 FC6-4 1B	2 0 0 0 0 0 0 1 0 0 0 0 1 0 1 0 1 0 0 0 0	AB 31 R 3 H 7 RBI 3 BB 4 SO 6 LOB 11
Don Kessinger, S (1, 6) <small>OBP: 0.260, SLG: 0.237</small> Ron Campbell, R (9, PH)			0-3 K		0-0 SH1-4 1B		0-0 F9		0-0 F6	3 0 1 0 0 1 0 1 0 0 0 0 0 1	
Larry Jackson, R (1, 1) <small>OBP: 0.169, SLG: 0.215</small> Joey Amalfitano, R (7, PH) <small>OBP: 0.364, SLG: 0.319</small> Ted Abernathy, R (7, 1) <small>OBP: 0.188, SLG: 0.133</small> Harvey Kuenn, R (9, PH) <small>OBP: 0.340, SLG: 0.245</small>			0-0 F8		0-0 SH1-4		0-0 F7		0-0 FC6-4	1 0 0 0 0 0 0 1 0 0 0 0 0 0 0 0 0 0 0 0 0 1 0 0 0 0 0 1	
Inning Stats	R: 0 H: 1 E: 0 LOB: 1 K: 2 BB: 0 S: 8 P: 8	R: 0 H: 0 E: 0 LOB: 0 K: 0 BB: 0 S: 3 P: 3	R: 0 H: 0 E: 0 LOB: 0 K: 1 BB: 0 S: 5 P: 5	R: 2 H: 2 E: 0 LOB: 0 K: 1 BB: 0 S: 7 P: 7	R: 0 H: 1 E: 0 LOB: 1 K: 0 BB: 0 S: 4 P: 4	R: 0 H: 1 E: 0 LOB: 2 K: 0 BB: 2 S: 3 P: 11	R: 0 H: 0 E: 0 LOB: 0 K: 1 BB: 0 S: 5 P: 5	R: 1 H: 1 E: 0 LOB: 2 K: 1 BB: 2 S: 6 P: 14	R: 0 H: 1 E: 0 LOB: 1 K: 0 BB: 0 S: 4 P: 4	1B: 5 SF: 1 2B: 1 SAC: 1 3B: 0 DP: 1 HR: 2 HBP: 0	WP: 1 PA: 37 PB: 0 SB: 0 CS: 0
PITCHER Bobby Bolin, R (1, 1) <small>ERA: 2.64</small> Dick Estelle, L (7, 1) <small>ERA: 3.0</small> Gaylord Perry, R (8, 1) <small>ERA: 3.99</small> Bill Henry, L (8, 1) <small>ERA: 2.93</small>	IP WLS BF H R ER SO BB IBB HBP BLK WP HR S P ERA WHIP 6.0 W 24 5 2 2 4 2 0 0 0 0 2 30 38 3.00 1.167 1.1 6 1 1 1 2 1 0 0 0 0 0 9 13 6.75 1.500 0.1 2 0 0 0 0 1 0 0 0 1 0 1 5 0.00 3.000 1.1 S 5 1 0 0 0 0 0 0 0 0 0 5 5 0.00 0.750	PITCHER IP WLS BF H R ER SO BB IBB HBP BLK WP HR S P ERA WHIP									

Chicago Cubs @ San Francisco Giants
 Candlestick Park, San Francisco, CA
 Sun Sep 12 1965, 6:33 AM EDT
 Sunny

livebaseballscorecards.com

Batter	1	2	3	4	5	6	7	8	9	AB R H RBI BB SO LOB	TOP	
Don Young, R (1, 8) OBP: 0.133, SLG: 0.333 Ted Abernathy, R (8, 1) OBP: 0.188, SLG: 0.133	0-0 F9		0-0 5-3		0-0 FC5			0-0 6-3		4 0 0 0 0 0 3 0 0 0 0 0 0 0		
Glenn Beckert, R (1, 4) OBP: 0.264, SLG: 0.287	0-0 F2		0-0 F8			0-0 6-3		0-0 F8		4 0 0 0 0 0 1		
Billy Williams, L (1, 9) OBP: 0.372, SLG: 0.549	0-0 FC4-6 1B			0-0 4-3		0-0 1-4-3		0-0 F5		4 0 1 0 0 0 1		
Ron Santo, R (1, 5) OBP: 0.376, SLG: 0.499	0-0 FC4-6 1-2f			0-0 F4		0-0 1B			0-0 6-3	4 0 1 0 0 0 1		
John Boccabella, R (1, 3) OBP: 0.500, SLG: 1.500				0-0 F5		0-0 F9			0-0 HR	4 2 2 2 0 0 1		
Byron Browne, R (1, 7) Billy Hoelt, L (5, 1) Ron Campbell, R (7, PH) Lindy McDaniel, R (7, 1) Don Landrum, L (8, 8) 14 Ernie Banks, R (9, PH)		0-3 K			0-0 5-3		0-0 5-3		0-0 5-3	2 0 0 0 0 0 1 0 0 0 0 0 0 0 0 0 1 0 1 0 0 0 0 0 0 0		
Chris Krug, R (1, 2) OBP: 0.278, SLG: 0.345		0-3 K			0-0 6-3		0-0 F7		4-0 1B BB	3 0 0 0 1 1 0		
Jimmy Stewart, S (1, 6) OBP: 0.312, SLG: 0.298		0-3 K			0-0 FC5 BB 1B		0-3 K		0-0 1-2 1B	4 0 2 0 0 2 0		
Bob Buhl, R (1, 1) OBP: 0.100, SLG: 0.060 Harvey Kuenn, R (5, PH) OBP: 0.345, SLG: 0.255 (5, 7)			0-0 F8		4-0 1-2 BB			0-0 2B	0-0 F8	1 0 0 0 0 0 0 2 0 1 0 1 0 2		
Inning Stats	R: 0 H: 1 E: 0 LOB: 1 K: 0 BB: 0 S: 4 P: 4	R: 1 H: 1 E: 0 LOB: 0 K: 3 BB: 0 S: 10 P: 10	R: 0 H: 0 E: 0 LOB: 0 K: 0 BB: 0 S: 3 P: 3	R: 0 H: 0 E: 0 LOB: 0 K: 0 BB: 0 S: 3 P: 3	R: 0 H: 1 E: 0 LOB: 2 K: 0 BB: 1 S: 4 P: 8	R: 0 H: 1 E: 0 LOB: 1 K: 0 BB: 0 S: 4 P: 4	R: 0 H: 0 E: 0 LOB: 0 K: 1 BB: 0 S: 5 P: 5	R: 0 H: 1 E: 0 LOB: 1 K: 0 BB: 0 S: 4 P: 4	R: 1 H: 2 E: 0 LOB: 2 K: 0 BB: 1 S: 5 P: 9	1B: 4 SF: 0 2B: 1 SAC: 0 3B: 0 DP: 0 HR: 2 HBP: 0	WP: 0 PA: 36 PB: 0 SB: 0 CS: 0	
PITCHER Warren Spahn, L (1, 1) ERA: 4.01	IP WLS BF H R ER SO BB IBB HBP BLK WP HR S P ERA WHIP	9.0 W 36 7 2 2 4 2 0 0 0 0 0 2 42 50 2.00 1.000										

Chicago Cubs @ San Francisco Giants
 Candlestick Park, San Francisco, CA
 Sun Sep 12 1965, 6:38 AM EDT
 Att: 41,070 - Unknown

livebaseballscorecards.com

AB	34
R	2
H	7
RBI	2
BB	2
SO	4
LOB	9



Batter	1	2	3	4	5	6	7	8	9
Dick Schofield, S (1, 6) OBP: 0.293, SLG: 0.269	0-3 K	0-0 1-3		0-0 1B		0-0 5-3		0-0 2B 1B	
Jesus Alou, R (1, 9) OBP: 0.333, SLG: 0.425 Ken Henderson, S (8, PR) OBP: 0.276, SLG: 0.239 (9, 8)	0-0 F7		0-0 BB 1B	0-0 F5		0-0 F7		0-0 HR 2B	
Willie Mays, R (1, 8) OBP: 0.392, SLG: 0.651 Matty Alou, L (9, 9) OBP: 0.281, SLG: 0.307	0-0 6-3		0-3 K	0-0 F9			0-0 1-3	0-0 HR	
Willie McCovey, L (1, 3) OBP: 0.392, SLG: 0.555 Bob Burda, L (9, 3) OBP: 0.148, SLG: 0.120		4-0 WP 2B BB	4-0 1B BB		0-0 F5		4-0 1B BB	0-0 G3	
Jim Ray Hart, R (1, 5) OBP: 0.340, SLG: 0.476 Jim Davenport, R (9, 5) OBP: 0.287, SLG: 0.350		0-0 F9	0-0 E7		0-0 F3		0-0 1B	0-0 5-3	
Len Gabrielson, L (1, 7) OBP: 0.377, SLG: 0.438		4-0 WP 2B BB	0-3 K2-3		0-0 1B		0-0 F6		
Tom Haller, L (1, 2) OBP: 0.333, SLG: 0.370		4-0 2B IBB			0-3 K				
Hal Lanier, R (1, 4) OBP: 0.265, SLG: 0.298		0-0 2B	0-0 F8			0-0 E4 SF8 2B		0-0 1-3	
Warren Spahn, L (1, 1) OBP: 0.262, SLG: 0.148		0-3 K		0-0 F6		0-0 SF8		0-0 2B 1B	

Inning Stats	R: 0 E: 0 K: 1 S: 5	H: 0 LOB: 0 BB: 0 P: 5	R: 2 E: 1 K: 1 S: 6	H: 1 LOB: 2 BB: 3 P: 18	R: 2 E: 1 K: 2 S: 9	H: 2 LOB: 2 BB: 2 P: 17	R: 0 E: 0 K: 0 S: 4	H: 1 LOB: 1 BB: 0 P: 4	R: 0 E: 0 K: 1 S: 6	H: 1 LOB: 1 BB: 0 P: 6	R: 1 E: 1 K: 0 S: 4	H: 1 LOB: 0 BB: 0 P: 4	R: 0 E: 0 K: 1 S: 6	H: 1 LOB: 2 BB: 1 P: 10	R: 4 E: 0 K: 0 S: 7	H: 4 LOB: 1 BB: 0 P: 7
--------------	------------------------------	---------------------------------	------------------------------	----------------------------------	------------------------------	----------------------------------	------------------------------	---------------------------------	------------------------------	---------------------------------	------------------------------	---------------------------------	------------------------------	----------------------------------	------------------------------	---------------------------------

PITCHER	IP	WLS	BF	H	R	ER	SO	BB	IBB	HBP	BLK	WP	HR	S	P	ERA	WHIP
Bob Buhl, R (1, 1) ERA: 4.39	4.0	L	21	4	4	3	4	4	1	0	0	1	0	24	44	6.75	2.000
Billy Hoefl, L (5, 1) ERA: 2.7	2.0		8	2	1	1	1	0	0	0	0	0	0	10	10	4.50	1.000
Lindy McDaniel, R (7, 1) ERA: 2.57	1.1		9	4	3	3	1	1	0	0	0	0	0	10	14	20.25	3.750
Ted Abernathy, R (8, 1) ERA: 2.33	0.2		3	1	1	1	0	0	0	0	0	0	1	3	3	13.50	1.500

AB R H RBI BB SO LOB

5	1	2	0	0	1	2
5	1	2	2	0	0	1
0	1	0	0	0	0	0
5	1	1	2	0	1	2
0	0	0	0	0	0	0
2	2	0	0	3	0	1
0	0	0	0	0	0	0
5	0	2	1	0	0	2
0	0	0	0	0	0	0
3	1	1	0	1	1	3
2	0	0	0	2	2	3
4	1	2	2	0	0	2
3	1	1	1	0	1	2

AB	R	H	RBI	BB	SO	LOB
34	9	11	8	6	6	18



Chicago Cubs @ San Francisco Giants
Candlestick Park, San Francisco, CA

Sun Sep 12 1965, 6:38 AM EDT
Att. 41,070 - Unknown

livebaseballscorecards.com

WP	PA
1	41

Batter	1	2	3	4	5	6	7	8	9	AB R H RBI BB SO LOB	TOP	
Dick Schofield, S (1, 6) OBP: 0.292, SLG: 0.269	0-0 PB WP 1B		0-0 4-3	0-0 SF8		0-3 K			0-0 4-3	4 0 1 1 0 1 1		
Jesus Alou, R (1, 9) OBP: 0.331, SLG: 0.421	0-0 F7		0-0 6-3	0-0 F8			0-0 6-3			4 0 0 0 0 0 3		
Willie Mays, R (1, 8) OBP: 0.391, SLG: 0.653 Ken Henderson, S (9, 8) OBP: 0.276, SLG: 0.239	0-0 P4 1-3			0-0 HR	0-0 F2		0-3 K			4 1 1 1 0 1 1 0 0 0 0 0 0 0		
Willie McCovey, L (1, 3) OBP: 0.393, SLG: 0.553	0-3 K			4-0 2B G3 BB	0-0 G6-4-3 1B		0-0 F2			3 1 1 0 1 1 1		
Jim Ray Hart, R (1, 5) OBP: 0.340, SLG: 0.476		0-0 5-3		0-0 G3 1B 2B	0-0 G6-4-3			0-0 F8		4 1 1 0 0 0 1		
Len Gabrielson, L (1, 7) OBP: 0.375, SLG: 0.433		0-0 3-1		4-0 1B G3 SF8 BB		0-3 K		0-0 F7		3 1 0 0 1 1 0		
Tom Haller, L (1, 2) OBP: 0.335, SLG: 0.372		0-0 1B		0-0 G3	0-0 4-3 3B 1B			0-0 F8		4 1 2 1 0 0 2		
Hal Lanier, R (1, 4) OBP: 0.265, SLG: 0.296	0-0 P5			4-0 1B IBB		0-0 4-3			0-0 L6	3 0 0 0 1 0 2		
Juan Marichal, R (1, 1) OBP: 0.165, SLG: 0.180			0-0 4-3	0-0 1B		0-0 3B			0-0 4-3	4 0 2 2 0 0 0		
Inning Stats	R: 0 E: 0 K: 1 S: 6 H: 1 LOB: 1 BB: 0 P: 6	R: 0 E: 0 K: 0 S: 4 H: 1 LOB: 1 BB: 0 P: 4	R: 0 E: 0 K: 0 S: 3 H: 0 LOB: 0 BB: 0 P: 3	R: 4 E: 0 K: 0 S: 6 H: 3 LOB: 2 BB: 3 P: 18	R: 0 E: 0 K: 0 S: 3 H: 1 LOB: 0 BB: 0 P: 3	R: 1 E: 0 K: 2 S: 9 H: 2 LOB: 1 BB: 0 P: 9	R: 0 E: 0 K: 1 S: 5 H: 0 LOB: 0 BB: 0 P: 5	R: 0 E: 0 K: 0 S: 3 H: 0 LOB: 0 BB: 0 P: 3	R: 0 E: 0 K: 0 S: 3 H: 0 LOB: 0 BB: 0 P: 3	1B: 5 2B: 1 3B: 1 HR: 1 SF: 1 SAC: 0 DP: 1 HBP: 0	WP: 1 PB: 1 SB: 0 CS: 0 PA: 37	
PITCHER	IP WLS BF H R ER SO BB IBB HBP BLK WP HR S P ERA WHIP											
Don Nottebart, R (1, 1) ERA: 4.67	3.1 L 18 5 4 4 1 2 1 0 0 1 1 17 29 10.80 2.100											
Dave Giusti, R (4, 1) ERA: 4.1	3.2 13 3 1 1 3 0 0 0 0 0 0 19 19 2.46 0.818											
Ron Taylor, R (8, 1) ERA: 5.32	2.0 6 0 0 0 0 0 0 0 0 0 0 6 6 0.00 0.000											

San Francisco Giants @ Houston Astros
 Astrodome, Houston, TX
 Mon Sep 13 1965, 8:05 PM EDT
 Att: 19,827 - Unknown

livebaseballscorecards.com

AB	33
R	5
H	8
RBI	5
BB	3
SO	4
LOB	11



Batter	1	2	3	4	5	6	7	8	9	AB	R	H	RBI	BB	SO	LOB
Lee Maye, L OBP: 0.284, SLG: 0.358 (1, 7)	0-0 4-3		0-0 F7		0-0 2B 1B		0-0 G3-6 1B			4	0	2	0	0	0	0
Joe Morgan, L OBP: 0.371, SLG: 0.420 (1, 4)	0-0 4-3		0-0 F9		0-0 1-3 2B		0-0 G3-6 1-2f			4	0	1	0	0	0	1
Jimmy Wynn, R OBP: 0.375, SLG: 0.485 (1, 8)	0-0 HR			0-0 5-3	0-0 P6			0-0 6-3		4	1	1	1	0	0	2
Walt Bond, L OBP: 0.335, SLG: 0.375 (1, 3)	0-0 1B			0-0 F8		0-0 1B 1B		0-0 1-6-3		4	0	2	0	0	0	0
Bob Aspromonte, R OBP: 0.315, SLG: 0.333 (1, 5)	0-0 F9			0-0 E5 1B		0-0 F9		0-0 G3		4	0	0	0	0	0	2
Rusty Staub, L OBP: 0.345, SLG: 0.402 (1, 9)		0-0 F9		0-0 1-3 1B		0-0 1-2 1B		0-0 L8		4	0	2	0	0	0	0
Ron Brand, R OBP: 0.278, SLG: 0.278 (1, 2)		0-0 P4		0-0 P4		0-0 F2		0-0 1-3		4	0	0	0	0	0	4
Eddie Kasko, R OBP: 0.279, SLG: 0.285 (1, 6)		0-0 P4			0-3 K	0-0 F2		0-0 P4		4	0	0	0	0	1	2
Don Nottebart, R OBP: 0.157, SLG: 0.104 (1, 1)			0-0 5-3		0-3 K		0-3 K			1	0	0	0	0	0	0
Dave Giusti, R OBP: 0.216, SLG: 0.286 (4, 1)										1	0	0	0	0	1	0
Norm Miller, L OBP: 0.500, SLG: 0.500 (7, PH)										1	0	0	0	0	1	0
Ron Taylor, R OBP: 0.118, SLG: 0.176 (8, 1)										0	0	0	0	0	0	0

Inning Stats	R: 1 E: 0 K: 0 S: 5	H: 2 LOB: 1 BB: 0 P: 5	R: 0 E: 0 K: 0 S: 3	H: 0 LOB: 0 BB: 0 P: 3	R: 0 E: 0 K: 0 S: 3	H: 0 LOB: 0 BB: 0 P: 3	R: 0 E: 1 K: 0 S: 5	H: 1 LOB: 2 BB: 0 P: 5	R: 0 E: 0 K: 2 S: 9	H: 2 LOB: 2 BB: 0 P: 9	R: 0 E: 0 K: 0 S: 5	H: 2 LOB: 2 BB: 0 P: 5	R: 0 E: 0 K: 1 S: 5	H: 1 LOB: 0 BB: 0 P: 5	R: 0 E: 0 K: 0 S: 3	H: 0 LOB: 0 BB: 0 P: 3	R: 0 E: 0 K: 0 S: 3	H: 0 LOB: 0 BB: 0 P: 3	1B: 6 2B: 1 3B: 0 HR: 1	SF: 0 SAC: 0 DP: 1 HBP: 0	WP: 0 PB: 0 SB: 0 CS: 0	PA: 35
PITCHER Juan Marichal, R ERA: 1.79 (1, 1)	IP 9.0	WLS W	BF 35	H 8	R 1	ER 1	SO 3	BB 0	IBB 0	HBP 0	BLK 0	WP 0	HR 1	S 41	P 41	ERA 1.00	WHIP 0.889					

BOTTOM

San Francisco Giants @ Houston Astros
Astrodome, Houston, TX

Mon Sep 13 1965, 8:05 PM EDT
Att. 19,827 - Unknown

livebaseballscorecards.com

AB	35
R	1
H	8
RBI	1
BB	0
SO	3
LOB	11



Batter	1	2	3	4	5	6	7	8	9	10	AB	R	H	RBI	BB	SO	LOB	TOP							
Dick Schofield, S OBP: 0.291, SLG: 0.268 (1, 6)	0-0 PB 1B 1B		0-0 F9		0-0 F8		0-0 4-3		0-0 G3	0-0 FC5-2	6	1	1	0	0	0	3								
Jesus Alou, R OBP: 0.331, SLG: 0.420 (1, 9)	0-0 F1		0-3 K		0-0 1B 1B		0-0 F7		0-0 HR 1B	0-0 3-1	6	2	2	1	0	1	3								
Willie Mays, R OBP: 0.392, SLG: 0.657 (1, 8)	0-3 K		0-0 1B		0-0 F8		0-0 F8		0-0 HR		5	1	2	2	0	1	2								
Willie McCovey, L OBP: 0.393, SLG: 0.551 (1, 3)	4-0 E 1B 1-2 BB		0-0 F3		0-0 1B 1B		0-0 K		0-3 K		4	0	1	0	1	2	2								
Jim Ray Hart, R OBP: 0.344, SLG: 0.478 (1, 5)	0-0 E5 1-3 2-H 1B		0-0 E6 1B		0-0 1B		0-0 1B		0-0 1B	4-0 SH1-4 1B BB	4	1	3	2	1	0	0								
Len Gabrielson, L OBP: 0.376, SLG: 0.432 (1, 7)	0-0 F6		0-0 F9		0-0 S 1B		0-0 F8		0-0 F8	0-0 SH1-4 1B 1B	5	1	2	0	0	0	4								
Tom Haller, L OBP: 0.334, SLG: 0.371 (1, 2)		0-0 5-3		0-0 1B		0-0 F9		0-0 G3		0-0 SH1-4	4	0	1	0	0	0	2								
Hal Lanier, R OBP: 0.268, SLG: 0.294 Orlando Cepeda, R OBP: 0.297, SLG: 0.160 Bob Fiddy, R OBP: 0.300, SLG: 0.222 Jack Hiatt, R OBP: 0.405, SLG: 0.403 Bob Schroder, L OBP: 0.300, SLG: 0.222 Masanori Murakami, L OBP: 0.091, SLG: 0.091 Bobby Bolin, R OBP: 0.289, SLG: 0.244 (1, 4)		0-0 F8		0-0 F6		0-0 5-3		0-3 K		4-0 1B FC5-2 IBB	3	0	0	0	0	0	3								
Ron Herbel, R OBP: 0.100, SLG: 0.100 Bill Henry, L OBP: 0.100, SLG: 0.100 Gaylord Ferra, L OBP: 0.100, SLG: 0.100 Warren Spahn, L OBP: 0.100, SLG: 0.100 Bob Burda, L OBP: 0.100, SLG: 0.100 Tito Fuentes, S OBP: 0.100, SLG: 0.100 Jim Davenport, R OBP: 0.100, SLG: 0.100 (1, 5)		0-0 6-3		0-0 1-3		0-3 K		4-0 1B BB		0-0 FC5-2 1B	0	0	0	0	0	0	0								
Inning Stats	R: 1 E: 1 K: 1 S: 7	H: 2 LOB: 2 BB: 1 P: 11	R: 0 E: 0 K: 0 S: 3	H: 0 LOB: 0 BB: 0 P: 3	R: 0 E: 0 K: 1 S: 6	H: 1 LOB: 1 BB: 0 P: 6	R: 0 E: 1 K: 0 S: 5	H: 1 LOB: 2 BB: 0 P: 5	R: 1 E: 0 K: 1 S: 5	H: 3 LOB: 1 BB: 0 P: 5	R: 0 E: 0 K: 0 S: 3	H: 0 LOB: 0 BB: 0 P: 3	R: 0 E: 0 K: 1 S: 6	H: 1 LOB: 1 BB: 0 P: 6	R: 3 E: 0 K: 2 S: 9	H: 2 LOB: 1 BB: 1 P: 13	R: 2 E: 0 K: 0 S: 5	H: 2 LOB: 2 BB: 2 P: 13	1B: 12 2B: 0 3B: 0 HR: 1	SF: 0 SAC: 1 DP: 0 HBP: 0	WP: 0 PB: 1 SB: 1 CS: 0	PA: 47			
PITCHER	IP WLS BF H R ER SO BB IBB HBP BLK WP HR S P ERA WHIP	IP WLS BF H R ER SO BB IBB HBP BLK WP HR S P ERA WHIP																							
Bob Bruce, R ERA: 3.66 (1, 1)	8.1																								
Claude Raymond, R ERA: 3.01 (9, 1)	0.2		4	2	2	2	1	0	0	0	0	0	0	0	0	0	0	0	0	0	0	0	0	0	0
Jim Owens, R ERA: 3.33 (10, 1)	0.0	L	2	1	2	2	0	1	0	0	0	0	0	0	0	0	0	0	0	0	0	0	0	0	0
Mike Cuellar, L ERA: 3.99 (10, 1)	1.0		5	1	0	0	0	0	0	0	0	0	0	0	0	0	0	0	0	0	0	0	0	0	0

San Francisco Giants @ Houston Astros
Astrodome, Houston, TX
Tue Sep 14 1965, 8:05 PM EDT
Att. 15,415 - Unknown

AB	42
R	7
H	13
RBI	7
BB	4
SO	6
LOB	22



BOTTOM

San Francisco Giants @ Houston Astros
Astrodome, Houston, TX
Tue Sep 14 1965, 8:05 PM EDT
Att: 15,415 - Unknown

livebaseballscorecards.com

AB 38
R 5
H 12
RBI 5
BB 3
SO 6
LOB 19



WP: 0 PA: 43
PB: 0
SB: 1
CS: 0

AB R H RBI BB SO LOB

5 0 1 1 0 1 1

4 1 1 0 1 1 3

5 0 1 1 0 2 4

5 0 1 0 0 0 1

5 1 2 0 0 1 2

5 0 1 0 0 1 4

4 2 4 0 0 0 0

3 1 1 1 1 0 2

2 0 0 2 0 0 2
0 0 0 0 0 0 0
0 0 0 0 1 0 0
0 0 0 0 0 0 0
0 0 0 0 0 0 0
0 0 0 0 0 0 0

1B: 10 SF: 1
2B: 1 SAC: 0
3B: 1 DP: 3
HR: 0 HBP: 0

Batter	1	2	3	4	5	6	7	8	9	10
Lee Mays, L (1, 7) OBP: 0.283, SLG: 0.356	4-3			F7		K	1B		F7	
Joe Morgan, L (1, 4) OBP: 0.371, SLG: 0.418	F6			G3		2B	K			1B BB
Rusty Staub, L (1, 9) OBP: 0.343, SLG: 0.402	K			F8		2B	F8			K
Walt Bond, L (1, 3) OBP: 0.333, SLG: 0.373		F8			F2	G3		G3		1B
Jimmy Wynn, R (1, 8) OBP: 0.375, SLG: 0.484		6-3			1B		1B	K		F7
Bob Aspromonte, R (1, 5) OBP: 0.314, SLG: 0.332		F9			G5-4-3		K	PO 1B		F7
Ron Brand, R (1, 2) OBP: 0.286, SLG: 0.286						3B	1B	PO		
Eddie Kasko, R (1, 6) OBP: 0.284, SLG: 0.296						SF9	1B		G6-4-3	
Bob Bruce, R (1, 1) Claude Raymond, R (9, 1) Jim Gentile, L (9, PH) Sonny Jackson, L (9, PR) Jim Owens, R (10, 1) Mike Cuellar, L (10, 1)						SF9	E4			BB

Inning Stats	R: 0	H: 0	E: 0	K: 1	S: 5	R: 0	H: 0	E: 0	K: 0	S: 3	R: 0	H: 1	E: 0	K: 0	S: 3	R: 3	H: 4	E: 0	K: 1	S: 9	R: 2	H: 3	E: 1	K: 2	S: 11	R: 0	H: 1	E: 0	K: 1	S: 5	R: 0	H: 1	E: 0	K: 0	S: 3	R: 0	H: 1	E: 0	K: 1	S: 6	R: 0	H: 2	E: 0	K: 1	S: 10			
	LOB: 0	BB: 0				LOB: 0	BB: 0				LOB: 1	BB: 0				LOB: 1	BB: 0				LOB: 3	BB: 1				LOB: 0	BB: 0				LOB: 1	BB: 1				LOB: 2	BB: 1											

PITCHER	IP	WLS	BF	H	R	ER	SO	BB	IBB	HBP	BLK	WP	HR	S	P	ERA	WHIP
Ron Herbel, R (1, 1) ERA: 3.84	5.2		20	5	3	3	2	0	0	0	0	0	0	24	24	4.76	0.882
Bill Henry, L (6, 1) ERA: 3.12	0.1		3	2	1	1	0	0	0	0	0	0	0	3	3	27.00	6.000
Gaylord Perry, R (7, 1) ERA: 4.04	0.1		4	1	0	0	1	0	1	0	0	0	0	5	9	0.00	3.000
Warren Spahn, L (7, 1) ERA: 3.98	1.2		6	2	1	1	2	0	0	0	0	0	0	10	10	5.40	1.200
Bob Priddy, R (9, 1) ERA:	1.0	W	4	1	0	0	0	1	0	0	0	0	0	3	7	0.00	2.000

PITCHER	IP	WLS	BF	H	R	ER	SO	BB	IBB	HBP	BLK	WP	HR	S	P	ERA	WHIP
Masanori Murakami, L (10, 1) ERA: 3.8	0.1		3	1	0	0	1	1	0	0	0	0	0	4	8	0.00	6.000
Bobby Bolin, R (10, 1) ERA: 2.63	0.2	S	2	0	0	0	0	0	0	0	0	0	0	2	2	0.00	0.000

Batter	1	2	3	4	5	6	7	8	9	AB R H RBI BB SO LOB	TOP																
Dick Schofield, S (1, 6) OBP: 0.290, SLG: 0.267	0-0 4-3			0-0 5-3 1B	0-0 G3			0-0 4-3		4 1 1 0 0 0 1	San Francisco Giants @ Houston Astros Astrodome, Houston, TX Wed Sep 15 1965, 8:05 PM EDT Att: 19,176 - Unknown livebaseballscorecards.com																
Jesus Alou, R (1, 9) OBP: 0.328, SLG: 0.416	0-0 F8			0-0 5-3 1-2			0-0 F7	0-0 4-3		4 0 0 0 0 0 1																	
Willie Mays, R (1, 8) OBP: 0.391, SLG: 0.654	0-0 6-3			0-0 G3 S 2-H 1B			0-0 F5	0-0 E3 1B		4 1 1 1 0 0 0																	
Willie McCovey, L (1, 3) OBP: 0.394, SLG: 0.550		0-0 F5		0-0 G3 1-3			0-0 FC6-4 1B	0-0 CS 2-H 1B		4 0 2 1 0 0 1																	
Jim Ray Hart, R (1, 5) OBP: 0.341, SLG: 0.475		0-0 F4		0-0 6-3			0-0 FC6-4 1-2f	0-0 F9		4 0 0 0 0 0 3																	
Len Gabrielson, L (1, 7) OBP: 0.371, SLG: 0.426		0-0 F6			0-0 F5			0-0 F1		4 0 0 0 0 0 1																	
Ken Henderson, S (9, 7) OBP: 0.276, SLG: 0.239										0 0 0 0 0 0 0																	
Tom Haller, L (1, 2) OBP: 0.332, SLG: 0.368			0-0 F7		0-0 E3 3B		0-3 K	0-0 CS 1-2		3 1 0 0 0 1 0																	
Hal Lanier, R (1, 4) OBP: 0.262, SLG: 0.292			0-0 4-3		0-0 F9		0-0 F3			3 0 0 0 0 0 1																	
Bob Shaw, R (1, 1) OBP: 0.123, SLG: 0.139			0-0 4-3		0-0 1-H 3B			0-0 1-3		3 0 1 1 0 0 0																	
Frank Linzy, R (8, 1) OBP: 0.176, SLG: 0.353										0 0 0 0 0 0 0																	
Inning Stats	R: 0 E: 0 K: 0 S: 3	H: 0 LOB: 0 BB: 0 P: 3	R: 0 E: 0 K: 0 S: 3	H: 0 LOB: 0 BB: 0 P: 3	R: 0 E: 0 K: 0 S: 3	H: 0 LOB: 0 BB: 0 P: 3	R: 1 E: 0 K: 0 S: 5	H: 2 LOB: 1 BB: 0 P: 5	R: 1 E: 1 K: 0 S: 5	H: 1 LOB: 1 BB: 0 P: 5	R: 0 E: 0 K: 0 S: 4	H: 1 LOB: 1 BB: 0 P: 4	R: 0 E: 0 K: 1 S: 5	H: 0 LOB: 0 BB: 0 P: 5	R: 0 E: 0 K: 0 S: 3	H: 0 LOB: 0 BB: 0 P: 3	R: 1 E: 1 K: 0 S: 4	H: 1 LOB: 0 BB: 0 P: 4	1B: 4 2B: 0 3B: 1 HR: 0	SF: 0 SAC: 0 DP: 0 HBP: 0	WP: 0 PB: 0 SB: 1 CS: 1	PA: 34					
PITCHER	IP WLS BF H R ER SO BB IBB HBP BLK WP HR S P ERA WHIP																										
Robin Roberts, R (1, 1) ERA: 2.87	7.0	26	4	2	1	1	0	0	0	0	0	0	0	28	28	1.29	0.571										
Dave Giusti, R (8, 1) ERA: 4.03	2.0	L	7	1	1	0	0	0	0	0	0	0	0	7	7	0.00	0.500										



Batter	1	2	3	4	5	6	7	8	9	AB R H RBI BB SO LOB
Sonny Jackson, L (1, 6)	0-0 F8		0-0 1-3		0-0 G3		0-0 4-3			4 0 0 0 0 0 2
Joe Morgan, L (1, 4) OBP: 0.371, SLG: 0.416	0-0 G3		4-0 G3-6 BB		0-0 F7		0-0 G3			3 0 0 0 1 0 3
Rusty Staub, L (1, 9) OBP: 0.345, SLG: 0.411	0-0 1B		0-0 G3-6 1-2f		0-0 F4			0-0 HR		4 1 2 1 0 0 2
Walt Bond, L (1, 3) OBP: 0.337, SLG: 0.373	0-0 1B			4-0 1B BB		0-0 5-3		4-0 L1-4 BB		2 0 1 0 2 0 0
Jimmy Wynn, R (1, 8) OBP: 0.372, SLG: 0.481	0-3 K			0-0 F5		0-3 K		0-0 L1-4 1-2		4 0 0 0 0 2 4
Bob Aspromonte, R (1, 5) OBP: 0.313, SLG: 0.331		0-0 F8		0-0 F7		0-0 1B E 1B		0-0 5-3		4 1 1 0 0 0 1
Lee Maye, L (1, 7) OBP: 0.287, SLG: 0.360		0-0 1B		0-0 FC6-4 1-2 1B		0-0 E1 1-H 1B		0-0 1-3		4 0 3 0 0 0 0
Dave Adlesh, R (1, 2) OBP: 0.233, SLG: 0.214		0-0 F7		0-0 FC6-4 1-2f		0-3 K		0-3 K		2 0 0 0 0 0 3
Jim Gentile, L (7, PH) OBP: 0.339, SLG: 0.441										1 0 0 0 0 1 0
Dave Giusti, R (8, 1) OBP: 0.216, SLG: 0.286										0 0 0 0 0 0 0
Norm Miller, L (9, PH) OBP: 0.333, SLG: 0.333										1 0 0 0 0 1 0
Robin Roberts, S (1, 1) OBP: 0.254, SLG: 0.278		0-0 5-3				0-0 3B		0-0 F1		2 0 1 0 0 0 1
Chuck Harrison, R (7, PH)										0 0 0 0 1 0 0
Ron Brand, R (7, PR) OBP: 0.285, SLG: 0.285							0-3 BB			1 0 0 0 0 0 0

BOTTOM

San Francisco Giants @ Houston Astros
Astrodome, Houston, TX
Wed Sep 15 1965, 8:05 PM EDT
Att. 19,176 - Unknown

livebaseballscorecards.com

AB	32
R	2
H	8
RBI	1
BB	4
SO	4
LOB	16



Inning Stats	R: 0 H: 2 E: 0 K: 1 S: 7	R: 0 H: 1 E: 0 K: 0 S: 4	R: 0 H: 0 E: 0 K: 0 S: 2	R: 0 H: 1 E: 0 K: 0 S: 4	R: 0 H: 1 E: 0 K: 0 S: 4	R: 1 H: 2 E: 1 K: 1 S: 6	R: 0 H: 0 E: 0 K: 1 S: 5	R: 1 H: 1 E: 0 K: 0 S: 3	R: 0 H: 0 E: 0 K: 1 S: 5	1B: 6 SF: 0 2B: 1 SAC: 0 3B: 1 DP: 2 HR: 1 HBP: 0	WP: 0 PA: 36 PB: 0 SB: 0 CS: 0
--------------	--------------------------	--------------------------	--------------------------	--------------------------	--------------------------	--------------------------	--------------------------	--------------------------	--------------------------	--	---

PITCHER	IP	WLS	BF	H	R	ER	SO	BB	IBB	HBP	BLK	WP	HR	S	P	ERA	WHIP
Bob Shaw, R (1, 1) ERA: 2.47	7.0		31	8	2	1	3	4	0	0	0	0	1	33	49	1.29	1.714
Frank Linzy, R (8, 1) ERA: 1.63	2.0	W	5	0	0	0	1	0	0	0	0	0	0	7	7	0.00	0.000

Batter	1	2	3	4	5	6	7	8	9	AB R H RBI BB SO LOB	TOP		
Dick Schofield, S OBP: 0.290, SLG: 0.267 (1, 6)	0-0 BB 1B SF9 1B	0-0 F5			0-0 SH1-3-4 1-2		0-0 4-3		0-0 4-3	4 1 1 0 0 0 0	San Francisco Giants @ Houston Astros Astrodome, Houston, TX Thu Sep 16 1965, 8:05 PM EDT Att: 15,187 - Unknown livebaseballscorecards.com		
Jesus Alou, R OBP: 0.327, SLG: 0.415 (1, 9)	0-0 SF9 BB 1-2 3B 1B		0-0 6-3		0-0 6-3		0-0 F7		0-0	4 1 1 0 0 0 1			
Willie McCovey, L OBP: 0.394, SLG: 0.555 (1, 3)	4-0 1-2 2-3 3B BB		0-0 HR		0-0 F7			0-0 G3		3 2 1 1 1 0 1			
Jim Ray Hart, R OBP: 0.342, SLG: 0.477 (1, 5)	0-0 SF9 2-3 3-H		0-0 4-3		0-0 F9 2B			4-0 G3 BB		2 0 1 1 1 0 0			
Len Gabrielson, L OBP: 0.371, SLG: 0.432 (1, 7) Matty Alou, L OBP: 0.280, SLG: 0.306 (6, 7)	0-0 1-H 3-H SF8 3B		0-0 F4		0-0 F5			0-0 G3 1-2		3 1 1 2 0 0 1 1 0 0 0 0 0 1			
Tom Haller, L OBP: 0.333, SLG: 0.367 (1, 2)	0-0 SF8 3-H		0-3 K		4-0 IBB			4-0 IBB		1 0 0 1 2 1 0			
Hal Lanier, R OBP: 0.260, SLG: 0.290 (1, 4)	0-0 F8		0-3 K		0-0 F9 2-3			0-3 K		4 0 0 0 0 2 4			
Ken Henderson, S OBP: 0.263, SLG: 0.225 (1, 8)		0-0 4-3		0-0 G3		0-0 3-1			0-0 F4	4 0 0 0 0 0 2			
Bobby Bolin, R OBP: 0.213, SLG: 0.244 (1, 1)		0-0 L1			0-0 SH1-3-4 1B		0-3 K		0-0 F8	4 0 1 0 0 1 0			
Inning Stats	R: 4 H: 3 E: 0 LOB: 0 K: 0 BB: 1 S: 6 P: 10	R: 0 H: 0 E: 0 LOB: 0 K: 0 BB: 0 S: 3 P: 3	R: 1 H: 1 E: 0 LOB: 0 K: 0 BB: 0 S: 4 P: 4	R: 0 H: 0 E: 0 LOB: 0 K: 2 BB: 0 S: 7 P: 7	R: 0 H: 1 E: 0 LOB: 1 K: 0 BB: 0 S: 4 P: 4	R: 0 H: 1 E: 0 LOB: 2 K: 0 BB: 1 S: 4 P: 8	R: 0 H: 0 E: 0 LOB: 0 K: 1 BB: 0 S: 5 P: 5	R: 0 H: 0 E: 0 LOB: 2 K: 1 BB: 2 S: 5 P: 13	R: 0 H: 0 E: 0 LOB: 0 K: 0 BB: 0 S: 3 P: 3	1B: 3 SF: 2 2B: 1 SAC: 1 3B: 1 DP: 0 HR: 1 HBP: 0	WP: 0 PA: 37 PB: 0 SB: 0 CS: 0		
PITCHER	IP WLS BF H R ER SO BB IBB HBP BLK WP HR S P ERA WHIP											PITCHER	IP WLS BF H R ER SO BB IBB HBP BLK WP HR S P ERA WHIP
Turk Farrell, R ERA: 3.42 (1, 1)	3.0 L 14 4 5 5 0 1 0 0 0 0 0 1 13 17 15.00 1.667												
Ron Taylor, R ERA: 5.21 (4, 1)	2.0 7 1 0 0 2 0 0 0 0 0 0 0 11 11 0.00 0.500												
Chris Zachary, R ERA: (6, 1)	2.0 8 1 0 0 1 0 1 0 0 0 0 0 9 13 0.00 0.500												
Jim Owens, R ERA: 3.28 (8, 1)	1.0 5 0 0 0 1 1 1 0 0 0 0 0 5 13 0.00 1.000												
Jim Ray, R ERA: (9, 1)	1.0 3 0 0 0 0 0 0 0 0 0 0 0 3 3 0.00 0.000												

Batter	1	2	3	4	5	6	7	8	9	AB R H RBI BB SO LOB	TOP	
Dick Schofield, S OBP: 0.289, SLG: 0.267 (1, 6)	0-0 F5		0-0 F8		0-0 F3		0-0 FC6-4 1B		0-3 K	5 0 1 0 0 1 2	San Francisco Giants @ Milwaukee Braves Milwaukee County Stadium, Milwaukee, WI Fri Sep 17 1965, 8:05 PM EDT Att. 6,924 - Unknown	
Jesus Alou, R OBP: 0.325, SLG: 0.412 (1, 9) (6, 7)	0-0 F6		0-0 5-3		0-0 FC6-4 1-2f		0-0 FC6-4 1-2f			4 0 0 0 0 0 2		
Willie Mays, R OBP: 0.391, SLG: 0.652 (1, 8) Ken Henderson, S OBP: 0.263, SLG: 0.225 (8, 8)	0-0 PB 1B		0-0 F9			0-0 BB 1B	0-3 K			4 0 2 0 0 1 1 0 0 0 0 0 0 0		
Willie McCovey, L OBP: 0.393, SLG: 0.552 (1, 3)	0-3 K 1-2			0-0 3-1		4-0 BB 1-2		0-0 F4		3 0 0 0 1 1 1		
Jim Ray Hart, R OBP: 0.344, SLG: 0.475 (1, 5)		4-0 PB 1B BB		0-3 K		4-0 BB 1-2 2-3		0-0 4-3		2 1 0 0 2 1 0		
Len Gabrielson, L OBP: 0.371, SLG: 0.433 (1, 7) Jack Hiatt, R OBP: 0.400, SLG: 0.397 (6, PH) (6, 2) Bob Barton, R (7, 2)		0-0 F9		0-0 1B		0-3 K		0-0 F3		2 0 1 0 0 0 1 1 0 0 0 0 1 3 1 0 0 0 0 0 0		
Tom Haller, L OBP: 0.332, SLG: 0.365 (1, 2) Orlando Cepeda, R OBP: 0.200, SLG: 0.154 (6, PH) Ollie Brown, R OBP: 0.200, SLG: 0.400 (6, 9)		0-0 6-3 1-3		0-0 F9		0-0 F4		0-0 2B		2 0 0 0 0 0 2 1 0 0 0 0 0 3 1 0 1 0 0 0 0		
Hal Lanier, R OBP: 0.260, SLG: 0.290 (1, 4) Bob Priddy, R (6, 1) Cap Peterson, R OBP: 0.319, SLG: 0.412 (9, PH)		0-0 FC6-4 1B 3-H		0-0 F9		0-3 K		0-0 L8		3 0 1 1 0 1 3 0 0 0 0 0 0 0 1 0 0 0 0 0 1		
Juan Marichal, R OBP: 0.163, SLG: 0.178 (1, 1) Gaylord Perry, R OBP: 0.194, SLG: 0.156 (4, 1) Jim Davenport, R OBP: 0.302, SLG: 0.358 (6, 4)		0-0 FC6-4 1-2f			0-0 FC6-4 1B		0-0 1B 2B		0-0 F3	1 0 0 0 0 0 1 1 0 1 0 0 0 0 2 0 1 0 0 0 1		
Inning Stats	R: 0 H: 1 E: 0 LOB: 1 K: 1 BB: 0 S: 6 P: 6	R: 1 H: 1 E: 0 LOB: 1 K: 0 BB: 1 S: 4 P: 8	R: 0 H: 0 E: 0 LOB: 0 K: 0 BB: 0 S: 3 P: 3	R: 0 H: 1 E: 0 LOB: 1 K: 1 BB: 0 S: 6 P: 6	R: 0 H: 1 E: 0 LOB: 1 K: 0 BB: 0 S: 4 P: 4	R: 0 H: 1 E: 0 LOB: 3 K: 2 BB: 2 S: 8 P: 16	R: 0 H: 2 E: 0 LOB: 1 K: 1 BB: 0 S: 6 P: 6	R: 0 H: 0 E: 0 LOB: 0 K: 0 BB: 0 S: 3 P: 3	R: 0 H: 1 E: 0 LOB: 1 K: 1 BB: 0 S: 6 P: 6	1B: 6 SF: 0 2B: 2 SAC: 0 3B: 0 DP: 0 HR: 0 HBP: 0		WP: 0 PA: 37 PB: 2 SB: 0 CS: 0
PITCHER	IP WLS BF H R ER SO BB IBB HBP BLK WP HR S P ERA WHIP											
Phil Niekro, R ERA: 3.06 (1, 1)	5.0 W 23 5 1 0 2 3 0 0 0 0 0 0 24 36 0.00 1.600											
Billy O'Dell, L ERA: 2.19 (6, 1)	4.0 S 14 3 0 0 4 0 0 0 0 0 0 0 22 22 0.00 0.750											

livebaseballscorecards.com

AB	34
R	1
H	8
RBI	1
BB	3
SO	6
LOB	21



Batter	1	2	3	4	5	6	7	8	9	AB	R	H	RBI	BB	SO	LOB
Felipe Alou, R OBP: 0.338, SLG: 0.488 (1, 8) (6, 7)	0-0 4-3 1B		0-3 K	0-0 F4 1B		0-0 1B				4	0	1	2	0	1	1
Eddie Mathews, L OBP: 0.344, SLG: 0.477 (1, 5)	0-0 F3 1B		0-0 HR 1B		0-0 G1	0-0 SF7 1B				3	1	1	1	0	0	0
Hank Aaron, R OBP: 0.389, SLG: 0.581 (1, 9)	0-0 HR		0-0 HR		0-3 K	0-0 F7				4	2	2	3	0	1	1
Rico Carty, R OBP: 0.355, SLG: 0.500 Ty Cline, L OBP: 0.247, SLG: 0.243 (1, 7) (6, 8)	0-0 F4		0-0 F8		0-3 K2-3			0-0 L8		3	0	0	0	0	1	0
Gene Oliver, R OBP: 0.325, SLG: 0.465 (1, 2)		0-0 F9	0-3 K			0-3 K		0-0 F4		4	0	0	0	0	2	0
Frank Thomas, R OBP: 0.247, SLG: 0.349 (1, 3)		0-0 6-3 2B 2B		0-0 F6		0-0 BB 1B 2B		0-3 K		4	2	2	0	0	1	0
Frank Bolling, R OBP: 0.296, SLG: 0.359 (1, 4)		0-0 6-3 2B 2B		0-0 1B 2B		4-0 1B BB 1B IBB		0-0 F7		3	2	1	0	1	0	1
Woody Woodward, R OBP: 0.222, SLG: 0.260 (1, 6)		0-0 2B		0-0 1B		4-0 1B BB		0-3 K		3	1	2	2	1	1	0
Phil Niekro, R OBP: 0.100, SLG: 0.100 Billy O'Dell, S OBP: 0.217, SLG: 0.227 (1, 1) (6, 1)		0-3 K		0-0 6-3		0-0 1B SF7 1B		0-3 K		2	0	0	0	0	1	2
										2	1	1	1	0	1	0

Inning Stats	R: 1	H: 1	E: 0	K: 0	S: 4	LOB: 0	BB: 0	P: 4	R: 1	H: 2	E: 0	K: 1	S: 7	LOB: 1	BB: 0	P: 7	R: 2	H: 2	E: 0	K: 2	S: 9	LOB: 0	BB: 0	P: 9	R: 1	H: 2	E: 0	K: 0	S: 5	LOB: 1	BB: 0	P: 5	R: 0	H: 0	E: 0	K: 2	S: 7	LOB: 0	BB: 0	P: 7	R: 4	H: 3	E: 0	K: 1	S: 8	LOB: 1	BB: 2	P: 16	R: 0	H: 0	E: 0	K: 1	S: 5	LOB: 0	BB: 0	P: 5	R: 0	H: 0	E: 0	K: 2	S: 7	LOB: 0	BB: 0	P: 7
--------------	------	------	------	------	------	--------	-------	------	------	------	------	------	------	--------	-------	------	------	------	------	------	------	--------	-------	------	------	------	------	------	------	--------	-------	------	------	------	------	------	------	--------	-------	------	------	------	------	------	------	--------	-------	-------	------	------	------	------	------	--------	-------	------	------	------	------	------	------	--------	-------	------


PITCHER	IP	WLS	BF	H	R	ER	SO	BB	IBB	HBP	BLK	WP	HR	S	P	ERA	WHIP
Juan Marichal, R ERA: 1.94 (1, 1)	3.1	L	17	7	5	5	3	0	0	0	0	0	2	23	23	13.50	2.100
Gaylord Perry, R ERA: 4.18 (4, 1)	2.0		10	2	4	4	3	1	1	0	0	0	0	14	22	18.00	1.500
Bob Priddy, R ERA: (6, 1)	2.2		9	1	0	0	3	0	0	0	0	0	0	15	15	0.00	0.375

BOTTOM

San Francisco Giants @ Milwaukee Braves
Milwaukee County Stadium, Milwaukee, WI

livebaseballscorecards.com

AB	33
R	9
H	10
RBI	9
BB	2
SO	9
LOB	5



WP: 0	PA: 36
PB: 0	
SB: 0	
CS: 0	

Fri Sep 17 1965, 8:05 PM EDT
Att. 6,924 - Unknown

Batter	1	2	3	4	5	6	7	8	9	AB R H RBI BB SO LOB	TOP													
Dick Schofield, S (1, 6) OBP: 0.291, SLG: 0.267	4-0 BB BB		0-0 4-3			0-0 FC5 6-3 1B		0-0 F4		3 0 1 0 1 0 0	San Francisco Giants @ Milwaukee Braves Milwaukee County Stadium, Milwaukee, WI Sat Sep 18 1965, 4:33 AM EDT Att. 8,563 - Unknown livebaseballscorecards.com													
Jesus Alou, R (1, 9) OBP: 0.322, SLG: 0.408	0-0 F7				0-3 K	0-0 6-3 1-2		0-0 6-3		4 0 0 0 0 1 2														
Willie Mays, R (1, 8) OBP: 0.394, SLG: 0.652	4-0 G4-6-3 1-2 BB				0-0 E 1B	4-0 IBB		0-0 1-3		2 0 1 0 2 0 0														
Willie McCovey, L (1, 3) OBP: 0.392, SLG: 0.555	0-0 G4-6-3 1-2f				0-3 K	0-0 F5		0-0 HR		4 1 1 1 0 1 5														
Jim Ray Hart, R (1, 5) OBP: 0.341, SLG: 0.471		0-0 F3			0-0 6-3 1-3	0-0 FC5 2-3f		0-0 5-3		4 0 0 0 0 0 3														
Len Gabrielson, L (1, 7) OBP: 0.370, SLG: 0.430		0-0 F4			0-0 S 1B		0-0 4-3		0-0 3-1	4 0 1 0 0 0 0 0 0 0 0 0 0 0														
Matty Alou, L (9, 7) OBP: 0.280, SLG: 0.306		0-0 F9			0-0 L8 1-2		0-0 HR		0-3 K	4 1 1 1 0 1 1														
Tom Haller, L (1, 2) OBP: 0.331, SLG: 0.371		0-0 F9			0-0 6-3		0-0 F3		0-0 K	3 0 0 0 0 0 1														
Hal Lanier, R (1, 4) OBP: 0.258, SLG: 0.288			0-0 F9		0-0 6-3		0-0 F3			3 0 0 0 0 0 1														
Ron Herbel, R (1, 1) OBP: 0.045, SLG: 0.023			0-3 K		0-3 K		0-3 K			3 0 0 0 0 3 1 0 0 0 0 0 0 0														
Frank Linzy, R (8, 1) OBP: 0.176, SLG: 0.353																								
Inning Stats	R: 0 E: 0 K: 0 S: 2	H: 0 LOB: 1 BB: 2 P: 10	R: 0 E: 0 K: 0 S: 3	H: 0 LOB: 0 BB: 0 P: 3	R: 0 E: 0 K: 1 S: 5	H: 0 LOB: 0 BB: 0 P: 5	R: 0 E: 1 K: 2 S: 8	H: 1 LOB: 1 BB: 0 P: 8	R: 0 E: 0 K: 1 S: 6	H: 1 LOB: 1 BB: 0 P: 6	R: 0 E: 0 K: 0 S: 4	H: 1 LOB: 2 BB: 1 P: 8	R: 1 E: 0 K: 1 S: 6	H: 1 LOB: 0 BB: 0 P: 6	R: 0 E: 0 K: 0 S: 3	H: 0 LOB: 0 BB: 0 P: 3	R: 1 E: 0 K: 1 S: 6	H: 1 LOB: 0 BB: 0 P: 6	R: 0 E: 0 K: 1 S: 6	H: 1 LOB: 0 BB: 0 P: 6	1B: 3 2B: 0 3B: 0 HR: 2	SF: 0 SAC: 0 DP: 1 HBP: 0	WP: 0 PB: 0 SB: 1 CS: 0	PA: 34
PITCHER	IP WLS BF H R ER SO BB IBB HBP BLK WP HR S P ERA WHIP																				PITCHER	IP WLS BF H R ER SO BB IBB HBP BLK WP HR S P ERA WHIP		
Hank Fischer, R (1, 1) ERA: 3.94	6.1 L 25 4 1 1 4 2 1 0 0 0 1 30 42 1.42 0.947																							
Dan Osinski, R (7, 1) ERA: 2.93	1.2 5 0 0 0 1 0 0 0 0 0 0 0 7 7 0.00 0.000																							
Billy O'Dell, L (9, 1) ERA: 2.25	1.0 4 1 1 1 1 0 0 0 0 0 0 1 6 6 9.00 1.000																							



Batter	1	2	3	4	5	6	7	8	9	AB R H RBI BB SO LOB	TOP											
Dick Schofield, S (1, 6) OBP: 0.290, SLG: 0.267	0-0 G3		0-0 4-3			0-0 G6-4-3 1B		0-0 FC1-6 BB 1B SF7		4 1 1 0 0 0 1	San Francisco Giants @ Milwaukee Braves Milwaukee County Stadium, Milwaukee, WI Sun Sep 19 1965, 4:33 AM EDT Att: 12,084 - Unknown livebaseballscorecards.com											
Jesus Alou, R (1, 9) OBP: 0.322, SLG: 0.407	0-3 K		0-3 K			0-0 G6-4-3 1-2f		0-0 SF7 BB 1B		4 0 1 0 0 2 1												
Willie Mays, R (1, 8) OBP: 0.396, SLG: 0.657	0-0 HR				0-0 F8	4-0 1B 2-1 BB		4-0 BB BB		2 1 1 1 2 0 0												
Willie McCovey, L (1, 3) OBP: 0.391, SLG: 0.554	0-0 F5				0-0 1-3	0-0 1B		0-0 SF7		3 0 1 1 0 0 0												
Jim Ray Hart, R (1, 5) OBP: 0.344, SLG: 0.477		0-0 HR			4-0 BB	0-0 2-1 3-H	0-0 F9	4-0 1-2 BB		2 1 1 1 2 0 0												
Len Gabrielson, L (1, 7) OBP: 0.365, SLG: 0.424		0-0 4-3			0-0 L3		0-3 K	0-0 F4		4 0 0 0 0 1 4												
Matty Alou, L (8, 7) OBP: 0.280, SLG: 0.306										0 0 0 0 0 0 0												
Tom Haller, L (1, 2) OBP: 0.328, SLG: 0.367		0-0 F7			0-3 K		0-0 4-3		0-3 K	4 0 0 0 0 2 0												
Hal Lanier, R (1, 4) OBP: 0.258, SLG: 0.288		0-0 6-3			0-0 F8			0-0 1B E 1B	0-0 F8	4 1 1 0 0 0 0												
Bob Shaw, R (1, 1) OBP: 0.120, SLG: 0.135			0-3 K		0-0 4-3			0-0 E3 FC1-6 1B	0-3 K	2 0 0 0 0 1 0												
Frank Linzy, R (6, 1) OBP: 0.176, SLG: 0.353										0 0 0 0 0 0 0												
Bill Henry, L (7, 1) OBP: 0.200, SLG: 0.200										0 0 0 0 0 0 0												
Jim Davenport, R (8, PH) OBP: 0.304, SLG: 0.361										1 0 1 0 0 0 0												
Juan Marichal, R (8, 1) OBP: 0.161, SLG: 0.176										1 0 0 0 0 1 0												
Inning Stats	R: 1 E: 0 K: 1 S: 6	H: 1 LOB: 0 BB: 0 P: 6	R: 1 E: 0 K: 0 S: 4	H: 1 LOB: 0 BB: 0 P: 4	R: 0 E: 0 K: 2 S: 7	H: 0 LOB: 0 BB: 0 P: 7	R: 0 E: 0 K: 0 S: 3	H: 0 LOB: 1 BB: 1 P: 7	R: 0 E: 0 K: 1 S: 5	H: 0 LOB: 0 BB: 0 P: 5	R: 0 E: 0 K: 0 S: 3	H: 2 LOB: 2 BB: 1 P: 7	R: 0 E: 0 K: 1 S: 5	H: 0 LOB: 0 BB: 0 P: 5	R: 2 E: 1 K: 0 S: 6	H: 3 LOB: 3 BB: 2 P: 14	R: 0 E: 0 K: 2 S: 7	H: 0 LOB: 0 BB: 0 P: 7	1B: 5 2B: 0 3B: 0 HR: 2	SF: 1 SAC: 0 DP: 1 HBP: 0	WP: 0 PB: 0 SB: 0 CS: 0	PA: 36
PITCHER Tony Cloninger, R (1, 1) ERA: 3.41	IP: 9.0 WLS: L BF: 37 H: 7 R: 4 ER: 4 SO: 7 BB: 4 IBB: 0 HBP: 0 BLK: 0 WP: 0 HR: 2 S: 46 P: 62 ERA: 4.00 WHIP: 1.222											PITCHER	IP: WLS: BF: H: R: ER: SO: BB: IBB: HBP: BLK: WP: HR: S: P: ERA: WHIP:									



BOTTOM

San Francisco Giants @ Milwaukee Braves
 Milwaukee County Stadium, Milwaukee, WI

livebaseballscorecards.com

AB	35
R	2
H	8
RBI	2
BB	2
SO	6
LOB	16



WP: 0	PA: 37
PB: 0	
SB: 0	
CS: 1	

Sun Sep 19 1965, 4:33 AM EDT
 Att. 12,084 - Unknown

Batter	1	2	3	4	5	6	7	8	9	AB	R	H	RBI	BB	SO	LOB
Mack Jones, L (1, 8) OBP: 0.309, SLG: 0.508	0-0 F4		4-0 1B BB		0-0 F4		0-0 4-3		0-0 G3	4	0	0	0	1	0	2
Eddie Mathews, L (1, 5) OBP: 0.342, SLG: 0.472	0-0 4-3		0-0 FC5-4 1B			0-3 K	0-3 K			4	0	1	0	0	2	2
Hank Aaron, R (1, 9) OBP: 0.386, SLG: 0.577	0-0 5-3		0-0 FC5-4 1-2f			0-0 2B		0-0 F4		4	1	1	0	0	0	2
Joe Torre, R (1, 3) OBP: 0.379, SLG: 0.509		0-0 6-3		0-0 HR		0-0 2B		0-0 1B		3	1	2	2	0	0	0
Denis Menke, R (8, 3) OBP: 0.319, SLG: 0.410										1	0	1	0	0	0	0
Gene Oliver, R (1, 2) OBP: 0.327, SLG: 0.463		0-0 1B		0-0 F7		4-0 FC6-4 IBB		0-0 F4		3	0	1	0	1	0	1
Frank Thomas, R (1, 7) OBP: 0.246, SLG: 0.344		0-3 K		0-3 K		0-0 F7		0-0 E4		2	0	0	0	0	2	1
Miguel de la Hoz, R (6, 6) OBP: 0.301, SLG: 0.338								1-2 FC6-4		2	0	0	0	0	0	3
Frank Bolling, R (1, 4) OBP: 0.293, SLG: 0.354		0-0 F7		0-0 1-3		0-0 FC6-4 1-2f		0-0 FC6-4 1-2f		4	0	0	0	0	0	5
Woody Woodward, R (1, 9) OBP: 0.219, SLG: 0.256			0-0 1-3		0-3 K		0-0 CS 1B		0-0 6-3	1	0	0	0	0	0	0
Jesse Gonder, L (5, PH) OBP: 0.311, SLG: 0.394										2	0	1	0	0	1	0
Sandy Alomar Sr., S (7, PR) OBP: 0.253, SLG: 0.287										0	0	0	0	0	0	0
Billy Cowan, R (8, 7) OBP: 0.213, SLG: 0.318										0	0	0	0	0	0	0
Rico Carty, R (9, PH) OBP: 0.353, SLG: 0.496										1	0	0	0	0	0	0
Tony Cloninger, R (1, 1) OBP: 0.153, SLG: 0.255			0-0 F9		0-3 K		0-0 4-3 2B		0-0 4-3	3	0	1	0	0	1	0
Johnny Blanchard, L (9, PH) OBP: 0.251, SLG: 0.253										1	0	0	0	0	0	0

Inning Stats	R: 0	H: 0	E: 0	K: 0	S: 3	H: 0	LOB: 0	BB: 0	P: 3	R: 0	H: 1	E: 0	K: 1	S: 6	H: 1	LOB: 1	BB: 0	P: 6	R: 0	H: 1	E: 0	K: 0	S: 4	H: 1	LOB: 2	BB: 1	P: 8	R: 1	H: 1	E: 0	K: 1	S: 6	R: 0	H: 0	E: 0	K: 2	S: 7	H: 2	LOB: 2	BB: 1	P: 11	R: 0	H: 2	E: 0	K: 1	S: 6	H: 2	LOB: 2	BB: 0	P: 6	R: 0	H: 1	E: 1	K: 0	S: 5	H: 0	LOB: 0	BB: 0	P: 3	1B: 4	2B: 3	3B: 0	HR: 1	SF: 0	SAC: 0	DP: 0	HBP: 0	WP: 0	PA: 37
--------------	------	------	------	------	------	------	--------	-------	------	------	------	------	------	------	------	--------	-------	------	------	------	------	------	------	------	--------	-------	------	------	------	------	------	------	------	------	------	------	------	------	--------	-------	-------	------	------	------	------	------	------	--------	-------	------	------	------	------	------	------	------	--------	-------	------	-------	-------	-------	-------	-------	--------	-------	--------	-------	--------

PITCHER	IP	WLS	BF	H	R	ER	SO	BB	IBB	HBP	BLK	WP	HR	S	P	ERA	WHIP
Bob Shaw, R (1, 1) ERA: 2.49	5.1		22	5	2	2	5	1	0	0	0	0	1	31	35	3.38	1.125
Frank Linzy, R (6, 1) ERA: 1.57	1.0		5	2	0	0	0	0	1	0	0	0	0	4	8	0.00	2.000
Bill Henry, L (7, 1) ERA: 3.07	0.2	W	2	0	0	0	1	0	0	0	0	0	0	4	4	0.00	0.000
Juan Marichal, R (8, 1) ERA: 1.92	2.0	S	8	1	0	0	0	0	0	0	0	0	0	8	8	0.00	0.500

Batter	1	2	3	4	5	6	7	8	9	AB R H RBI BB SO LOB	TOP											
Dick Schofield, S (1, 6) OBP: 0.290, SLG: 0.266	0-0 F5		0-3 K		0-3 K		0-0 1B		0-3 K	5 0 1 0 0 3 2												
Jesus Alou, R (1, 9) OBP: 0.320, SLG: 0.405	0-0 F8			0-0 4-3		0-0 F4	0-0 1B		0-0 G4-3	5 0 1 0 0 0 1												
Willie Mays, R (1, 8) OBP: 0.397, SLG: 0.654	4-0 BB			0-0 F8		4-0 S WP 4-3 BB	0-3 K			2 1 0 0 2 1 2												
Willie McCovey, L (1, 3) OBP: 0.390, SLG: 0.551	0-3 K			0-3 K		4-0 WP 1-3 4-3 BB		0-3 K		3 0 0 0 1 3 1												
Jim Ray Hart, R (1, 5) OBP: 0.343, SLG: 0.477		0-3 K			0-0 E3 2B WP	0-0 4-3		0-0 1B 2B		4 2 1 1 0 1 1												
Len Gabrielson, L (1, 7) OBP: 0.368, SLG: 0.428		0-0 4-3			0-0 WP 1B 2B			4-0 1B IBB		2 1 1 0 1 0 0												
Matty Alou, L (6, 7) OBP: 0.280, SLG: 0.306					1-3 1B 2B	2-3 IBB				0 0 0 0 0 0 0												
Orlando Cepeda, R (8, PH) OBP: 0.226, SLG: 0.154										0 0 0 0 1 0 0												
Bob Schroder, L (8, PR) OBP: 0.300, SLG: 0.222										0 0 0 0 0 0 0												
Ken Henderson, S (8, 7) OBP: 0.263, SLG: 0.225										0 0 0 0 0 0 0												
Tom Haller, L (1, 2) OBP: 0.330, SLG: 0.369		0-0 3-1			0-0 SH3 1B	0-3 K		0-0 1B G6-3		4 0 2 2 0 1 2												
Hal Lanier, R (1, 4) OBP: 0.257, SLG: 0.286			0-3 K		0-0 SH3 1-2		0-0 F9	0-0 G6-3		3 0 0 0 0 1 2												
Bobby Bolin, R (1, 1) OBP: 0.204, SLG: 0.234			0-3 K		0-3 K					2 0 0 0 0 2 1												
Masanori Murakami, L (6, 1) OBP: 0.154, SLG: 0.154									0-0 G4-3 1B	2 0 1 0 0 1 0												
Inning Stats	R: 0 E: 0 K: 1 S: 5	H: 0 LOB: 1 BB: 1 P: 9	R: 0 E: 0 K: 1 S: 5	H: 0 LOB: 0 BB: 0 P: 5	R: 0 E: 0 K: 3 S: 9	H: 0 LOB: 0 BB: 0 P: 9	R: 0 E: 0 K: 1 S: 5	H: 0 LOB: 0 BB: 0 P: 5	R: 2 E: 1 K: 2 S: 10	H: 2 LOB: 1 BB: 0 P: 10	R: 1 E: 0 K: 1 S: 5	H: 0 LOB: 2 BB: 3 P: 17	R: 0 E: 0 K: 2 S: 9	H: 2 LOB: 2 BB: 0 P: 9	R: 1 E: 0 K: 1 S: 6	H: 2 LOB: 2 BB: 1 P: 10	R: 0 E: 0 K: 1 S: 5	H: 1 LOB: 0 BB: 0 P: 5	1B: 5 2B: 2 3B: 0 HR: 0	SF: 0 SAC: 1 DP: 2 HBP: 0	WP: 3 PB: 0 SB: 1 CS: 0	PA: 38
PITCHER	IP WLS BF H R ER SO BB IBB HBP BLK WP HR S P ERA WHIP																				PITCHER	IP WLS BF H R ER SO BB IBB HBP BLK WP HR S P ERA WHIP
Jim Maloney, R (1, 1) ERA: 2.55	7.0 L 30 4 3 2 11 3 1 0 0 3 0 48 64 2.57 1.000																				Ted Davidson, L (8, 1) ERA: 2.38	2.0 8 3 1 1 2 0 1 0 0 0 0 11 15 4.50 1.500

San Francisco Giants @ Cincinnati Reds
Crosley Field, Cincinnati, OH

Mon Sep 20 1965, 7:05 PM EDT
Att: 14,070 - Unknown

AB	32
R	4
H	7
RBI	3
BB	5
SO	13
LOB	12



Batter	1	2	3	4	5	6	7	8	9	AB	R	H	RBI	BB	SO	LOB
Tommy Harper, R (1, 7) OBP: 0.348, SLG: 0.409	0-0 6-3		0-0 F9		4-0 BB		0-0 5-3			3	0	0	0	1	0	0
Pete Rose, S (1, 4) OBP: 0.381, SLG: 0.448	0-0 1B		0-0 6-3		0-0 4-3			0-0 6-3		4	0	1	0	0	0	1
Vada Pinson, L (1, 8) OBP: 0.350, SLG: 0.481	0-3 K		0-0 4-3			4-0 BB		0-0 1B		3	0	1	0	1	1	1
Frank Robinson, R (1, 9) OBP: 0.386, SLG: 0.533	0-0 1B			0-0 G3		4-0 1-2		0-3 K		3	0	1	0	1	1	1
Gordy Coleman, L (1, 3) OBP: 0.353, SLG: 0.498 Tony Perez, R (6, PH) OBP: 0.314, SLG: 0.479	0-3 K			4-0 BB		0-0 F5		0-3 K		1	0	0	0	1	1	2
Deron Johnson, R (1, 5) OBP: 0.338, SLG: 0.517		0-0 6-3		0-0 F5		0-0 F9		0-0 F2		4	0	0	0	0	0	3
Johnny Edwards, L (1, 2) OBP: 0.360, SLG: 0.485 Don Pavletich, R (9, PH) OBP: 0.398, SLG: 0.534		0-0 B5-6		0-0 F7		0-0 5-3		0-0 F5		3	0	1	0	0	0	3
Leo Cardenas, R (1, 6) OBP: 0.361, SLG: 0.435		0-0 1B			0-0 F5		0-3 K		0-0 5-3	4	0	1	0	0	1	0
Jim Maloney, L (1, 1) OBP: 0.315, SLG: 0.337 Tommy Helms, R (7, PH) OBP: 0.487, SLG: 0.600 Ted Davidson, R (8, 1)		0-0 B5-6			0-3 K		0-3 K			2	0	0	0	0	1	2

Inning Stats	R: 0	H: 2	E: 0	LOB: 2	K: 2	S: 9	R: 0	H: 2	E: 0	LOB: 1	K: 0	S: 4	R: 0	H: 0	E: 0	LOB: 0	K: 0	S: 3	R: 0	H: 0	E: 0	LOB: 1	K: 0	S: 3	R: 0	H: 0	E: 0	LOB: 2	K: 0	S: 3	R: 0	H: 0	E: 0	LOB: 0	K: 2	S: 7	R: 0	H: 1	E: 0	LOB: 1	K: 2	S: 8	R: 0	H: 0	E: 0	LOB: 0	K: 0	S: 3	1B: 5	SF: 0	2B: 1	SAC: 0	3B: 0	DP: 1	HR: 0	HBP: 0	WP: 0	PA: 35
--------------	------	------	------	--------	------	------	------	------	------	--------	------	------	------	------	------	--------	------	------	------	------	------	--------	------	------	------	------	------	--------	------	------	------	------	------	--------	------	------	------	------	------	--------	------	------	------	------	------	--------	------	------	-------	-------	-------	--------	-------	-------	-------	--------	-------	--------

PITCHER	IP	WLS	BF	H	R	ER	SO	BB	IBB	HBP	BLK	WP	HR	S	P	ERA	WHIP
Bobby Bolin, R (1, 1) ERA: 2.44	5.0	W	22	4	0	0	3	4	0	0	0	0	0	24	40	0.00	1.600
Masanori Murakami, L (6, 1) ERA: 3.58	4.0	S	13	1	0	0	4	0	0	0	0	0	0	21	21	0.00	0.250


BOTTOM

San Francisco Giants @ Cincinnati Reds
Crosley Field, Cincinnati, OH

Mon Sep 20 1965, 7:05 PM EDT
Att. 14,070 - Unknown

livebaseballscorecards.com

AB	31
R	0
H	5
RBI	0
BB	4
SO	7
LOB	16



Batter	1	2	3	4	5	6	7	8	9	AB R H RBI BB SO LOB	TOP																
Dick Schofield, S (1, 6) OBP: 0.289, SLG: 0.264	0-3 K		0-0 FC6-4		0-3 K		4-0 BB			3 0 0 0 1 2 1	San Francisco Giants @ Cincinnati Reds Crosley Field, Cincinnati, OH Tue Sep 21 1965, 7:05 PM EDT Att. 14,840 - Unknown																
Willie McCovey, L (1, 3) OBP: 0.388, SLG: 0.546	0-0 F9			0-0 4-3	0-3 K		0-3 K			4 0 0 0 0 2 1																	
Willie Mays, R (1, 8) OBP: 0.398, SLG: 0.652	0-3 K			4-0 1B 1B BB		0-3 K		4-0 G6-3 BB		2 1 0 0 2 2 0																	
Jim Ray Hart, R (1, 7) OBP: 0.344, SLG: 0.476		4-0 F9-3 BB		0-0 1-3 1B HR 1B	0-0 1-3		0-3 K			3 1 1 0 1 1 1																	
Jesus Alou, R (1, 9) OBP: 0.322, SLG: 0.406		0-0 F6		0-0 1-2 HR 1B	0-0 1-2 HR 1B		0-0 G6-3			4 1 2 1 0 0 2																	
Jim Davenport, R (1, 5) OBP: 0.311, SLG: 0.380		0-0 F9-3		0-0 3-H HR	0-0 1-3					4 1 3 3 0 0 1																	
Hal Lanier, R (1, 4) OBP: 0.257, SLG: 0.287			0-0 1-3	0-0 CS 1B	0-0 6-3			0-0 F9		3 0 1 0 0 0 2																	
Gaylord Perry, R (6, 1) OBP: 0.194, SLG: 0.156										0 0 0 0 0 0 0																	
Jack Hiatt, R (9, PH) OBP: 0.395, SLG: 0.391										1 0 0 0 0 0 1																	
Tom Haller, L (1, 2) OBP: 0.330, SLG: 0.370			0-0 FC6-4 1B		0-0 F8		0-3 K		0-0 F9	2 0 1 0 0 0 1																	
Orlando Cepeda, R (7, PH) OBP: 0.219, SLG: 0.148					1-2 HR					1 0 0 0 0 1 0																	
Dick Bertell, R (7, 2) OBP: 0.298, SLG: 0.227										0 0 0 0 0 0 0																	
Cap Peterson, R (9, PH) OBP: 0.316, SLG: 0.408										1 0 0 0 0 0 1																	
Bob Shaw, R (1, 1) OBP: 0.117, SLG: 0.132			0-0 F3		0-3 K		0-3 K		0-3 K	2 0 0 0 0 1 1																	
Bill Henry, L (6, 1) OBP: 0.200, SLG: 0.200										0 0 0 0 0 0 0																	
Frank Linzy, R (6, 1) OBP: 0.176, SLG: 0.353										0 0 0 0 0 0 0																	
Tito Fuentes, S (6, 4) OBP: 0.286, SLG: 0.254										1 0 0 0 0 1 0																	
Ollie Brown, R (9, PH) OBP: 0.167, SLG: 0.333										1 0 0 0 0 1 1																	
Inning Stats	R: 0 E: 0 K: 2 S: 7	H: 0 LOB: 0 BB: 0 P: 7	R: 0 E: 0 K: 0 S: 2	H: 0 LOB: 0 BB: 1 P: 6	R: 0 E: 0 K: 0 S: 4	H: 1 LOB: 1 BB: 0 P: 4	R: 4 E: 0 K: 0 S: 6	H: 4 LOB: 0 BB: 1 P: 10	R: 0 E: 0 K: 3 S: 9	H: 0 LOB: 0 BB: 0 P: 9	R: 0 E: 0 K: 1 S: 7	H: 2 LOB: 2 BB: 0 P: 7	R: 0 E: 0 K: 3 S: 9	H: 0 LOB: 1 BB: 1 P: 13	R: 0 E: 0 K: 1 S: 4	H: 0 LOB: 0 BB: 1 P: 8	R: 0 E: 0 K: 1 S: 6	H: 1 LOB: 1 BB: 0 P: 6	1B: 7 2B: 1 3B: 0 HR: 1	SF: 0 SAC: 0 DP: 2 HBP: 0	WP: 0 PB: 0 SB: 0 CS: 1	PA: 36					
PITCHER	IP WLS BF H R ER SO BB IBB HBP BLK WP HR S P ERA WHIP																										
Jim O'Toole, L (1, 1) ERA: 6.3	3.1		16	5	4	4	2	2	0	0	0	0	1	18	26	10.80	2.100										
Dom Zanni, R (4, 1) ERA: 1.04	1.2		4	0	0	0	3	0	0	0	0	0	0	10	10	0.00	0.000										
Ted Davidson, L (6, 1) ERA: 2.34	1.0	W	5	2	0	0	1	0	0	0	0	0	0	7	7	0.00	2.000										
Billy McCool, L (7, 1) ERA: 3.94	3.0	S	11	1	0	0	5	2	0	0	0	0	0	19	27	0.00	1.000										

AB	32
R	4
H	8
RBI	4
BB	4
SO	11
LOB	13



BOTTOM

San Francisco Giants @ Cincinnati Reds
Crosley Field, Cincinnati, OH

AB	35
R	7
H	10
RBI	5
BB	1
SO	7
LOB	12



WP	1	PA	37
PB	0		
SB	0		
CS	0		

Tue Sep 21 1965, 7:05 PM EDT
Att. 14,840 - Unknown

livebaseballscorecards.com

AB	R	H	RBI	BB	SO	LOB
5	1	1	0	0	1	2
4	0	1	1	0	0	0
4	1	2	2	0	0	0
4	2	3	1	0	0	2
1	0	0	0	1	0	0
2	1	1	1	0	0	0
4	0	0	0	0	0	4
4	1	1	0	0	1	0
3	1	1	0	0	1	0
1	0	0	0	0	1	1
0	0	0	0	0	0	0
1	0	0	0	0	1	0
0	0	0	0	0	0	0
1	0	0	0	0	1	3
1	0	0	0	0	1	0
1B:	7	SF:	0			
2B:	2	SAC:	0			
3B:	0	DP:	0			
HR:	1	HBP:	1			

Batter	1	2	3	4	5	6	7	8	9	Inning Stats	
Tommy Harper, R (1, 7) OBP: 0.347, SLG: 0.409	0-3 K	0-0 1-H 2B			0-0 6-3	0-0 E3 1B		0-0 5-3		R: 0 H: 1 E: 1 LOB: 3 K: 1 BB: 1 S: 7 P: 11	R: 0 H: 2 E: 0 LOB: 2 K: 1 BB: 0 S: 6 P: 6
Pete Rose, S (1, 4) OBP: 0.380, SLG: 0.446	0-0 4-3		0-0 3-1		0-0 4-3	0-0 1B 1B				R: 0 H: 0 E: 0 LOB: 0 K: 0 BB: 0 S: 3 P: 3	R: 1 H: 1 E: 0 LOB: 0 K: 0 BB: 0 S: 4 P: 4
Vada Pinson, L (1, 8) OBP: 0.351, SLG: 0.481	0-0 E6 BB 1B		0-0 6-3			0-0 WP 1B				R: 0 H: 0 E: 0 LOB: 0 K: 0 BB: 0 S: 5 P: 5	R: 0 H: 0 E: 0 LOB: 0 K: 1 BB: 0 S: 12 P: 13
Frank Robinson, R (1, 9) OBP: 0.388, SLG: 0.540	0-0 1-2 BB 1B		0-0 HR			0-0 WP 1B				R: 0 H: 0 E: 0 LOB: 0 K: 1 BB: 0 S: 5 P: 5	R: 0 H: 0 E: 0 LOB: 0 K: 1 BB: 0 S: 5 P: 5
Gordy Coleman, L (1, 3) OBP: 0.354, SLG: 0.497 Tony Perez, R (6, PH) OBP: 0.316, SLG: 0.479 (7, 3)	4-0 1-2 2-3 BB		0-0 F9			0-0 F6				R: 6 H: 6 E: 1 LOB: 2 K: 1 BB: 0 S: 12 P: 13	R: 0 H: 0 E: 0 LOB: 0 K: 1 BB: 0 S: 5 P: 5
Deron Johnson, R (1, 5) OBP: 0.335, SLG: 0.514	0-0 F5			0-0 6-3		0-0 L8		0-0 6-3		R: 0 H: 0 E: 0 LOB: 0 K: 1 BB: 0 S: 5 P: 5	R: 0 H: 0 E: 0 LOB: 0 K: 1 BB: 0 S: 5 P: 5
Johnny Edwards, L (1, 2) OBP: 0.359, SLG: 0.485		0-0 4-3		0-0 F3		0-0 E 1B 2B		0-3 K		R: 0 H: 0 E: 0 LOB: 0 K: 1 BB: 0 S: 5 P: 5	R: 0 H: 0 E: 0 LOB: 0 K: 1 BB: 0 S: 5 P: 5
Leo Cardenas, R (1, 6) OBP: 0.362, SLG: 0.435		0-0 2B 1B		0-0 5-3		1-0 1B 1B HBP		0-3 K		R: 0 H: 0 E: 0 LOB: 0 K: 2 BB: 0 S: 7 P: 7	R: 0 H: 0 E: 0 LOB: 0 K: 2 BB: 0 S: 7 P: 7
Jim O'Toole, S (1, 1) OBP: 0.146, SLG: 0.075 Dom Zanni, R (4, 1) Mel Queen, L (5, PH) Ted Davidson, R (6, 1) Art Shamsky, L (6, PH) Billy McCool, R (7, 1) OBP: 0.355, SLG: 0.482 OBP: 0.040, SLG: 0.040		0-3 K			0-3 K	0-3 K		0-3 K		R: 0 H: 0 E: 0 LOB: 0 K: 2 BB: 0 S: 7 P: 7	R: 0 H: 0 E: 0 LOB: 0 K: 2 BB: 0 S: 7 P: 7

PITCHER	IP	WLS	BF	H	R	ER	SO	BB	IBB	HBP	BLK	WP	HR	S	P	ERA	WHIP
Bob Shaw, R (1, 1) ERA: 2.56	5.0		22	6	3	3	3	1	0	0	0	0	1	27	31	5.40	1.400
Bill Henry, L (6, 1) ERA: 3.07	0.0		1	1	0	0	0	0	0	0	0	1	0	1	1	∞	∞
Frank Linzy, R (6, 1) ERA: 1.55	0.2	L	7	3	4	0	1	0	0	1	0	0	0	8	9	0.00	4.500
Gaylord Perry, R (6, 1) ERA: 4.13	2.1		7	0	0	0	3	0	0	0	0	0	0	13	13	0.00	0.000

Batter	1	2	3	4	5	6	7	8	9	AB R H RBI BB SO LOB	TOP									
Dick Schofield, S (1, 6) OBP: 0.287, SLG: 0.262	0-3 K		0-0 E3		0-0 F6			0-0 F7	0-0 FC6-4	5 0 0 0 0 1 3										
Jesus Alou, R (1, 9) OBP: 0.319, SLG: 0.402	0-0 4-3		0-0 F5		0-0 F9			0-0 F2		4 0 0 0 0 0 2										
Willie McCovey, L (1, 3) OBP: 0.389, SLG: 0.546	0-0 6-3			0-0 FC1-5 1B		0-0 F9		0-0 1B		4 0 2 0 0 0 0										
Willie Mays, R (1, 8) OBP: 0.397, SLG: 0.649		0-0 F8		0-0 HBP FC1-5 1B		0-0 F3		0-0 F9		4 0 1 0 0 0 1										
Jim Ray Hart, R (1, 5) OBP: 0.345, SLG: 0.477		4-0 G3-6 BB		0-0 FC1-5 HBP		0-0 6-3			0-0 WP SF9 2B	3 1 1 0 1 0 2										
Len Gabrielson, L (1, 7) OBP: 0.367, SLG: 0.424		0-0 G3-6		0-3 K			0-3 K		4-0 WP BB	3 0 0 0 1 2 3										
Tom Haller, L (1, 2) OBP: 0.332, SLG: 0.369			0-0 E 1B	1-0 HBP		0-0 F4		0-3 K		3 0 1 0 0 1 2										
Hal Lanier, R (1, 4) OBP: 0.258, SLG: 0.287			0-3 K	0-0 F3			0-0 1B		4-0 FC6-4 BB	3 0 1 0 0 1 4										
Bob Burda, L (9, PH) OBP: 0.207, SLG: 0.120										0 0 0 0 1 0 0										
Bob Schroder, L (9, PR) OBP: 0.300, SLG: 0.222										0 0 0 0 0 0 0										
Juan Marichal, R (1, 1) OBP: 0.158, SLG: 0.172			0-3 K		0-0 5-3		0-0 1-3		0-0 SF9	2 0 0 0 0 1 1										
Warren Spahn, L (6, 1) OBP: 0.262, SLG: 0.148										0 0 0 0 0 0 0										
Matty Alou, L (7, PH) OBP: 0.279, SLG: 0.305										1 0 0 0 0 0 1										
Gaylord Perry, R (7, 1) OBP: 0.194, SLG: 0.156										0 0 0 0 0 0 0										
Orlando Cepeda, R (9, PH) OBP: 0.212, SLG: 0.148									3-H	0 0 0 1 0 0 0										
Inning Stats	R: 0 E: 0 K: 1 S: 5	H: 0 LOB: 0 BB: 0 P: 5	R: 0 E: 0 K: 2 S: 2	H: 0 LOB: 0 BB: 1 P: 6	R: 0 E: 1 K: 2 S: 9	H: 1 LOB: 2 BB: 0 P: 9	R: 0 E: 0 K: 1 S: 7	H: 2 LOB: 3 BB: 0 P: 8	R: 0 E: 0 K: 0 S: 3	H: 0 LOB: 0 BB: 0 P: 3	R: 0 E: 0 K: 1 S: 6	H: 1 LOB: 1 BB: 0 P: 6	R: 0 E: 0 K: 0 S: 4	H: 1 LOB: 1 BB: 0 P: 4	R: 1 E: 0 K: 1 S: 6	H: 1 LOB: 2 BB: 2 P: 14	1B: 5 2B: 1 3B: 0 HR: 0	SF: 1 SAC: 0 DP: 1 HBP: 1	WP: 1 PB: 0 SB: 0 CS: 0	PA: 37
PITCHER Sammy Ellis, R (1, 1) ERA: 3.75	IP: 9.0 WLS: W BF: 37 H: 6 R: 1 ER: 1 SO: 6 BB: 3 IBB: 0 HBP: 1 BLK: 0 WP: 1 HR: 0 S: 45 P: 58 ERA: 1.00 WHIP: 1.000																			

San Francisco Giants @ Cincinnati Reds
Crosley Field, Cincinnati, OH
Wed Sep 22 1965, 7:05 PM EDT
Att: 18,387 - Unknown

livebaseballscorecards.com

AB	32
R	1
H	6
RBI	1
BB	3
SO	6
LOB	19



Batter	1	2	3	4	5	6	7	8	9	AB	R	H	RBI	BB	SO	LOB
Tommy Harper, R OBP: 0.346, SLG: 0.407 (1, 7) (9, 8)	0-0 5-3			4-0 E S E BB	0-0 F3		0-0 F8			3	1	0	0	1	0	1
Pete Rose, S OBP: 0.380, SLG: 0.445 (1, 4) S S S	0-3 K			0-3 K 1-3		0-0 1B HR 1B	0-0 4-3			4	1	1	0	0	2	2
Vada Pinson, L OBP: 0.350, SLG: 0.479 Mel Queen, L (1, 8) (9, 9)	0-0 F6			0-0 F8 3-H		0-0 1B HR 1B		0-0 F8		4	1	1	0	0	0	0
Frank Robinson, R OBP: 0.389, SLG: 0.545 (1, 9) (9, 7)		0-0 1-3		0-3 K		0-0 1B HR 1-H 2-H		4-0 G6-4-3 BB		3	1	1	3	1	1	0
Gordy Coleman, L OBP: 0.352, SLG: 0.494 Tony Perez, R OBP: 0.313, SLG: 0.475 (1, 3) (6, PH) (7, 3)		0-3 K			0-0 4-3	0-0 F8		0-0 G6-4-3 BB 1-2f		2	0	0	0	0	1	0
Deron Johnson, R OBP: 0.335, SLG: 0.513 (1, 5)		0-3 K			0-0 HR 1B	0-0 F9				3	1	1	0	0	1	0
Johnny Edwards, L OBP: 0.358, SLG: 0.493 (1, 2)			0-0 F5		0-0 HR 1-H	0-0 F8				3	1	1	2	0	0	0
Leo Cardenas, R OBP: 0.362, SLG: 0.440 (1, 6)			0-0 F8		0-0 HR		0-0 G3			3	1	1	1	0	0	0
Sammy Ellis, L OBP: 0.146, SLG: 0.130 (1, 1)			0-3 K		0-3 K		4-0 BB			2	0	0	0	1	2	0

Inning Stats	R: 0	H: 0	E: 0	K: 1	S: 5	LOB: 0	BB: 0	P: 5	R: 0	H: 0	E: 0	K: 2	S: 7	LOB: 0	BB: 0	P: 7	R: 0	H: 0	E: 0	K: 1	S: 5	LOB: 0	BB: 0	P: 5	R: 1	H: 0	E: 1	K: 2	S: 7	LOB: 0	BB: 1	P: 11	R: 3	H: 3	E: 0	K: 1	S: 8	LOB: 0	BB: 0	P: 8	R: 3	H: 3	E: 0	K: 0	S: 6	LOB: 0	BB: 0	P: 6	R: 0	H: 0	E: 0	K: 0	S: 3	LOB: 1	BB: 1	P: 7	R: 0	H: 0	E: 0	K: 0	S: 2	LOB: 0	BB: 1	P: 6
--------------	------	------	------	------	------	--------	-------	------	------	------	------	------	------	--------	-------	------	------	------	------	------	------	--------	-------	------	------	------	------	------	------	--------	-------	-------	------	------	------	------	------	--------	-------	------	------	------	------	------	------	--------	-------	------	------	------	------	------	------	--------	-------	------	------	------	------	------	------	--------	-------	------

PITCHER	IP	WLS	BF	H	R	ER	SO	BB	IBB	HBP	BLK	WP	HR	S	P	ERA	WHIP
Juan Marichal, R ERA: 2.08 (1, 1)	5.0	L	22	6	7	6	7	1	0	0	0	0	3	35	39	10.80	1.400
Warren Spahn, L ERA: 3.96 (6, 1)	1.0		3	0	0	0	0	0	0	0	0	0	0	3	3	0.00	0.000
Gaylord Perry, R ERA: 4.09 (7, 1)	2.0		7	0	0	0	0	2	0	0	0	0	0	5	13	0.00	1.000

BOTTOM

San Francisco Giants @ Cincinnati Reds
Crosley Field, Cincinnati, OH
Wed Sep 22 1965, 7:05 PM EDT
Att. 18,387 - Unknown

AB	29
R	7
H	6
RBI	6
BB	3
SO	7
LOB	4



WP	PA	ERA	WHIP
0	32		

Batter	1	2	3	4	5	6	7	8	9	AB R H RBI BB SO LOB
Ty Cline, L (1, 7) OBP: 0.254, SLG: 0.260	0-0 L6-3		0-0 1B 2B		0-0 WP 1B	0-0 1-H 3-H 2B	0-3 K			5 1 3 2 0 1 2
Mack Jones, L (1, 8) OBP: 0.313, SLG: 0.518	0-0 F7		4-0 1B BB		0-0 F7		0-0 HR	0-3 K		4 1 1 1 1 1 1
Hank Aaron, R (1, 9) OBP: 0.385, SLG: 0.576	0-0 2B		0-0 1-3 2-H 1B		0-0 F8		0-0 2B E 1B	0-0 5-3		5 1 3 1 0 0 1
Joe Torre, R (1, 2) OBP: 0.378, SLG: 0.506	0-3 K		0-3 K		0-3 K		0-0 E 1-3 1B 2B	0-0 5-3		5 1 1 0 0 3 4

Eddie Mathews, L (1, 5) OBP: 0.343, SLG: 0.467		0-3 K	0-3 K			4-0 1B SF9 BB	4-0 E 1B IBB		0-0 G6-4-3 1B	3 2 1 0 2 2 2
Gene Oliver, R (1, 3) OBP: 0.336, SLG: 0.475		0-0 1B			0-0 1B		0-0 F3	0-3 K	0-0 G6-4-3	4 0 2 0 0 1 4
Denis Menke, R (7, 3) OBP: 0.314, SLG: 0.403									1-2 F4	1 0 0 0 0 0 1
Frank Bolling, R (1, 4) OBP: 0.283, SLG: 0.356		0-0 F4			0-0 F8		0-0 SF9 2B 1B	0-0 E5 1B	0-0 F4	5 1 1 1 0 0 4
Woody Woodward, R (1, 6) OBP: 0.224, SLG: 0.261		0-0 5-3			0-3 K		4-0 2B IBB	0-3 K		2 1 0 0 1 1 2
Jesse Conder, L (7, PH) OBP: 0.299, SLG: 0.376										1 0 0 0 0 1 3
Sandy Alomar Sr., S (7, 6) OBP: 0.260, SLG: 0.284										0 0 0 0 0 0 0
Tony Cloninger, R (1, 1) OBP: 0.157, SLG: 0.257			0-0 4-3		0-3 K		0-0 SF9	0-0 1-2 2-H 3-H 1B		3 0 1 3 0 1 1


Inning Stats	R: 0	H: 1	R: 0	H: 1	R: 1	H: 2	R: 0	H: 1	R: 0	H: 1	R: 3	H: 2	R: 4	H: 4	R: 0	H: 1	R: 0	H: 1	R: 0	H: 1	1B: 8	SF: 1	WP: 1	PA: 43
	E: 0	LOB: 1	E: 0	LOB: 1	E: 0	LOB: 2	E: 0	LOB: 1	E: 0	LOB: 1	E: 0	LOB: 1	E: 1	LOB: 2	E: 0	LOB: 0	E: 0	LOB: 0	E: 0	LOB: 0	2B: 4	SAC: 0	PB: 0	
	K: 1	BB: 0	K: 1	BB: 0	K: 2	BB: 1	K: 2	BB: 0	K: 1	BB: 0	K: 0	BB: 2	K: 3	BB: 1	K: 1	BB: 0	K: 0	BB: 0	K: 0	BB: 0	3B: 0	DP: 1	SB: 0	
	S: 6	P: 6	S: 6	P: 6	S: 9	P: 13	S: 8	P: 8	S: 6	P: 6	S: 4	P: 12	S: 14	P: 18	S: 5	P: 5	S: 3	P: 3	S: 3	P: 3	HR: 1	HBP: 0	CS: 0	

PITCHER	IP	WLS	BF	H	R	ER	SO	BB	IBB	HBP	BLK	WP	HR	S	P	ERA	WHIP
Ron Herbel, R (1, 1) ERA: 3.86	6.0	L	30	10	6	6	7	2	1	0	0	1	1	41	53	9.00	2.000
Gaylord Perry, R (7, 1) ERA: 4.07	1.0		7	2	2	0	3	0	1	0	0	0	0	12	16	0.00	2.000
Dick Estelle, L (8, 1) ERA: 1.8	2.0		6	1	0	0	1	0	0	0	0	0	0	8	8	0.00	0.500

Milwaukee Braves @ San Francisco Giants
Candlestick Park, San Francisco, CA

Fri Sep 24 1965, 10:05 PM EDT
Att. 28,995 - Unknown

AB	38
R	8
H	13
RBI	8
BB	4
SO	11
LOB	25



Batter	1	2	3	4	5	6	7	8	9	AB	R	H	RBI	BB	SO	LOB
Dick Schofield, S (1, 6) OBP: 0.286, SLG: 0.260	0-0 4-1		0-0 F8			4-0 BB BB	0-0 F5			3	0	0	0	1	0	3
Jesus Alou, R (1, 9) OBP: 0.317, SLG: 0.399	0-0 6-3			0-0 F2		0-3 K		0-0 6-3		4	0	0	0	0	1	1
Willie Mays, R (1, 8) OBP: 0.396, SLG: 0.646 Ken Henderson, S (9, 8) OBP: 0.263, SLG: 0.225	0-0 F5			0-0 S 2B 1B		0-0 F9		0-0 6-3		4	1	1	0	0	0	1
Willie McCovey, L (1, 3) OBP: 0.391, SLG: 0.554		0-3 K		0-0 F8 1-H 2B		4-0 BB 1-2		0-0 HR		3	1	2	2	1	1	0
Jim Ray Hart, R (1, 5) OBP: 0.343, SLG: 0.474		0-3 K		0-0 F8 2-3		0-3 K		0-0 L7		4	0	0	0	0	2	3
Len Gabrielson, L (1, 7) OBP: 0.362, SLG: 0.418		0-0 F8		0-0 F2			0-0 F8		0-0 F2	4	0	0	0	0	0	1
Tom Haller, L (1, 2) OBP: 0.333, SLG: 0.369			0-0 FC4-6 1B		0-0 1-3		4-0 BB BB		0-0 4-1	3	0	1	0	1	0	0
Hal Lanier, R (1, 4) OBP: 0.257, SLG: 0.286 Bob Burda, L (7, PH) OBP: 0.233, SLG: 0.120 Tito Fuentes, S (7, PR) OBP: 0.286, SLG: 0.254 (8, 4) Orlando Cepeda, R (9, PH) OBP: 0.206, SLG: 0.143			0-0 FC4-6 E 1-2f		0-0 F8		4-0 BB 1-2		0-0 F6	2	0	0	0	0	0	1
Ron Herbel, R (1, 1) OBP: 0.043, SLG: 0.022 Gaylord Perry, R (7, 1) OBP: 0.194, SLG: 0.156 Matty Alou, L (7, PH) OBP: 0.276, SLG: 0.304 Dick Estelle, S (8, 1)			0-0 P3 1-2		0-3 K		0-0 F9			0	0	0	0	0	0	0

Inning Stats	R: 0	H: 0	R: 0	H: 0	R: 0	H: 1	R: 1	H: 2	R: 0	H: 0	R: 0	H: 0	R: 1	H: 1	R: 0	H: 0	R: 0	H: 0	R: 0	H: 0	R: 1	H: 1	R: 0	H: 0	1B: 2	SF: 0	WP: 0	PA: 35	
E: 0	LOB: 0	E: 0	LOB: 0	E: 1	LOB: 1	E: 0	LOB: 1	E: 0	LOB: 0	E: 0	LOB: 2	E: 0	LOB: 2	E: 0	LOB: 0	E: 0	LOB: 0	E: 0	LOB: 0	E: 0	LOB: 0	E: 0	LOB: 0	E: 0	LOB: 0	2B: 1	SAC: 0	PB: 0	
K: 0	BB: 0	K: 2	BB: 0	K: 0	BB: 0	K: 0	BB: 0	K: 0	BB: 0	K: 2	BB: 2	K: 0	BB: 2	K: 0	BB: 0	K: 0	BB: 0	K: 0	BB: 0	K: 0	BB: 0	K: 0	BB: 0	K: 0	BB: 0	3B: 0	DP: 0	SB: 1	
S: 3	P: 3	S: 7	P: 7	S: 4	P: 4	S: 5	P: 5	S: 5	P: 5	S: 7	P: 15	S: 3	P: 11	S: 4	P: 4	S: 3	P: 3	S: 3	P: 3	S: 3	P: 3	S: 3	P: 3	S: 3	P: 3	HR: 1	HBP: 0	CS: 0	

PITCHER	IP	WLS	BF	H	R	ER	SO	BB	IBB	HBP	BLK	WP	HR	S	P	ERA	WHIP	PITCHER	IP	WLS	BF	H	R	ER	SO	BB	IBB	HBP	BLK	WP	HR	S	P	ERA	WHIP	
Tony Cloninger, R (1, 1) ERA: 3.36	9.0	W	35	4	2	2	5	4	0	0	0	0	1	41	57	2.00	0.889																			

BOTTOM

Milwaukee Braves @ San Francisco Giants
Candlestick Park, San Francisco, CA

Fri Sep 24 1965, 10:05 PM EDT
Att. 28,995 - Unknown

livebaseballscorecards.com

AB	31
R	2
H	4
RBI	2
BB	4
SO	5
LOB	13



Batter	1	2	3	4	5	6	7	8	9	AB R H RBI BB SO LOB
Ty Cline, L (1, 7) OBP: 0.252, SLG: 0.259	0-0 L4-3		0-0 L4 1B WP	0-0 L5-3			0-3 K		0-0 1B	5 1 1 0 0 1 2
Mack Jones, L (1, 8) OBP: 0.314, SLG: 0.517	0-0 G3		0-0 1B WP		0-0 F8		0-3 K		0-0 1B FC6-4	5 0 2 0 0 1 1
Hank Aaron, R (1, 9) OBP: 0.384, SLG: 0.573	0-0 F4		0-0 5-3 1-2 3-H		0-0 F7			0-0 1B HR	0-3 K	5 1 1 0 0 1 3
Joe Torre, R (1, 2) OBP: 0.376, SLG: 0.502 (3, 3)		0-0 1-3	4-0 1B BB		0-3 K			0-0 F8	0-0 FC6-4	4 0 0 0 1 1 3
Eddie Mathews, L (1, 5) OBP: 0.343, SLG: 0.471		0-0 6-3	0-3 K		0-0 4-3			0-0 1B HR		4 1 1 2 0 1 2
Gene Oliver, R (1, 3) OBP: 0.337, SLG: 0.476		0-0	0-0 F9		0-0 5-3			0-0 F2		1 1 1 0 0 0 0
Jesse Gonder, L (3, PH) OBP: 0.294, SLG: 0.368 (3, 2)		2B 1B								3 0 0 0 0 0 2
Frank Bolling, R (1, 4) OBP: 0.292, SLG: 0.357		0-0 1B 1-H 2B		0-0 4-3		0-3 K		0-0 F7		4 0 1 1 0 1 0
Woody Woodward, R (1, 6) OBP: 0.227, SLG: 0.264 Don Dillard, L (4, PH) OBP: 0.167, SLG: 0.333 Bob Sadowski, R (4, 1) OBP: 0.116, SLG: 0.091 Denis Menke, R (7, PH) OBP: 0.313, SLG: 0.401 Chi-Chi Ojivo, R (7, 1) Johnny Blanchard, L (9, PH) OBP: 0.289, SLG: 0.276		0-0 2-3 1B		0-0 1B		0-0 F8			0-0 HR	1 0 1 0 0 0 0 1 0 1 0 0 0 0 0 0 0 0 0 0 0 1 0 0 0 0 0 0 0 0 0 0 0 0 0 1 1 1 1 0 0 0
Ken Johnson, R (1, 1) OBP: 0.120, SLG: 0.147 Denny Lemaster, R (2, 1) OBP: 0.140, SLG: 0.122 Miguel de la Hoz, R (4, PH) OBP: 0.297, SLG: 0.331 (4, 6)		0-0 F8		0-0 F8		0-0 1B			0-0 F1	1 0 0 0 0 0 2 0 0 0 0 0 0 0 3 0 1 0 0 0 1

Inning Stats	R: 0	H: 0	E: 0	K: 0	S: 3	P: 3	R: 1	H: 3	E: 0	K: 0	S: 6	P: 6	R: 1	H: 1	E: 1	K: 1	S: 7	P: 11	R: 0	H: 1	E: 0	K: 0	S: 4	P: 4	R: 0	H: 0	E: 0	K: 1	S: 5	P: 5	R: 0	H: 0	E: 0	K: 1	S: 5	P: 5	R: 0	H: 1	E: 0	K: 2	S: 8	P: 8	R: 2	H: 2	E: 0	K: 0	S: 5	P: 5	R: 1	H: 3	E: 0	K: 1	S: 8	P: 8	1B: 8	SF: 0	2B: 1	SAC: 0	3B: 0	DP: 0	HR: 2	HBP: 0	WP: 1	PA: 40
--------------	------	------	------	------	------	------	------	------	------	------	------	------	------	------	------	------	------	-------	------	------	------	------	------	------	------	------	------	------	------	------	------	------	------	------	------	------	------	------	------	------	------	------	------	------	------	------	------	------	------	------	------	------	------	------	-------	-------	-------	--------	-------	-------	-------	--------	-------	--------

PITCHER	IP	WLS	BF	H	R	ER	SO	BB	IBB	HBP	BLK	WP	HR	S	P	ERA	WHIP
Bob Shaw, R (1, 1) ERA: 2.57	2.1		13	4	2	1	0	1	0	0	0	1	0	12	16	3.86	2.143
Bill Henry, L (3, 1) ERA: 3.05	0.1		1	0	0	0	1	0	0	0	0	0	0	3	3	0.00	0.000
Bobby Bolin, R (3, 1) ERA: 2.53	5.2	W	23	6	3	3	4	0	0	0	0	0	2	31	31	4.76	1.059
Masanori Murakami, L (9, 1) ERA: 3.58	0.0		1	1	0	0	0	0	0	0	0	0	0	1	1	∞	∞
Frank Linzy, R (9, 1) ERA: 1.54	0.2	S	2	0	0	0	1	0	0	0	0	0	0	4	4	0.00	0.000

Milwaukee Braves @ San Francisco Giants
Candlestick Park, San Francisco, CA

Sat Sep 25 1965, 6:33 AM EDT
Att: 30,713 - Unknown

AB	39
R	5
H	11
RBI	4
BB	1
SO	6
LOB	16



Batter	1	2	3	4	5	6	7	8	9	AB	R	H	RBI	BB	SO	LOB
Dick Schofield, S (1, 6) OBP: 0.285, SLG: 0.259	0-0 4-3	0-0 5-3		0-3 K		0-0 1B		0-0 F6		5	0	1	0	0	1	2
Len Gabrielson, L (1, 7) Matty Alou, L (8, 7) OBP: 0.364, SLG: 0.417 OBP: 0.278, SLG: 0.304	0-0 4-3	0-0 BB 1B		1-0 HR HBP		0-0 F9				3	1	1	2	0	0	1
Willie Mays, R (1, 8) OBP: 0.398, SLG: 0.652	0-0 1B	4-0 BB 1B		0-0 HR		0-0 F8				3	1	2	2	1	0	1
Willie McCovey, L (1, 3) OBP: 0.390, SLG: 0.552	0-0 F9	0-0 F6		0-0 4-3			0-0 1B			4	0	1	0	0	0	3
Jim Ray Hart, R (1, 5) OBP: 0.344, SLG: 0.474		0-0 1B 1B		0-0 CS 1B		0-0 F5		0-0 F5		4	1	2	0	0	0	0
Jesus Alou, R (1, 9) OBP: 0.320, SLG: 0.402		0-0 SH 1B G4 1B		0-0 1B FC6-4 1B		0-0 L7		0-0 FC4-6 1B		4	2	3	0	0	0	0
Tom Haller, L (1, 2) OBP: 0.337, SLG: 0.373		0-0 G4 SH 1B 1B		0-0 FC6-4 1B		0-0 G6-4-3 1B		0-0 FC4-6		4	1	3	1	0	0	1
Jim Davenport, R (1, 4) Hal Lanier, R (6, 4) OBP: 0.309, SLG: 0.377 OBP: 0.256, SLG: 0.285		0-0 SH 1B G4		0-0 FC6-4		0-0 G6-4-3		0-0 F9		2	1	0	1	0	0	2
Bob Shaw, R (1, 1) Bill Henry, L (3, 1) Bobby Bolin, R (3, 1) Masanori Murakami, L (9, 1) Frank Linzy, R (9, 1) OBP: 0.115, SLG: 0.130 OBP: 0.200, SLG: 0.200 OBP: 0.192, SLG: 0.220 OBP: 0.154, SLG: 0.154 OBP: 0.176, SLG: 0.353		0-0 G4 1B		0-0 F9		0-3 K		0-0 6-3		1	0	0	1	0	0	2

Inning Stats	R: 0	H: 1	E: 0	LOB: 1	K: 0	BB: 0	S: 4	P: 4
	R: 4	H: 4	E: 1	LOB: 2	K: 0	BB: 1	S: 8	P: 12
	R: 1	H: 3	E: 0	LOB: 1	K: 0	BB: 0	S: 5	P: 5
	R: 2	H: 1	E: 0	LOB: 0	K: 1	BB: 0	S: 6	P: 7
	R: 0	H: 1	E: 0	LOB: 0	K: 0	BB: 0	S: 3	P: 3
	R: 0	H: 1	E: 0	LOB: 1	K: 1	BB: 0	S: 6	P: 6
	R: 0	H: 2	E: 0	LOB: 1	K: 0	BB: 0	S: 4	P: 4
	R: 0	H: 0	E: 0	LOB: 0	K: 0	BB: 0	S: 3	P: 3

PITCHER	IP	WLS	BF	H	R	ER	SO	BB	IBB	HBP	BLK	WP	HR	S	P	ERA	WHIP
Ken Johnson, R (1, 1) ERA: 3.55	1.2	L	12	5	4	2	0	1	0	0	0	0	0	11	15	10.80	3.600
Denny Lemaster, L (2, 1) ERA: 4.73	1.1		6	3	1	1	0	0	0	0	0	0	0	6	6	6.75	2.250
Bob Sadowski, R (4, 1) ERA: 4.42	3.0		12	3	2	2	2	0	0	1	0	0	1	15	16	6.00	1.000
Chi-Chi Olivo, R (7, 1) ERA: 1.93	2.0		7	2	0	0	0	0	0	0	0	0	0	7	7	0.00	1.000

BOTTOM

Milwaukee Braves @ San Francisco Giants
Candlestick Park, San Francisco, CA

Sat Sep 25 1965, 6:33 AM EDT
Att. 30,713 - Unknown

AB	34
R	7
H	13
RBI	7
BB	1
SO	2
LOB	13

livebaseballscorecards.com

GIANTS

WP: 0	PA: 37
PB: 0	
SB: 0	
CS: 1	

Batter	1	2	3	4	5	6	7	8	9	AB R H RBI BB SO LOB	TOP											
Ty Cline, L (1, 7) OBP: 0.249, SLG: 0.255	0-3 K		0-0 SH5-3		0-3 K		0-0 L7			3 0 0 0 0 2 0	Milwaukee Braves @ San Francisco Giants Candlestick Park, San Francisco, CA Sun Sep 26 1965, 6:33 AM EDT Att: 39,783 - Unknown											
Mack Jones, L (1, 8) OBP: 0.315, SLG: 0.519	0-3 K		0-0 FC5-4 1B		0-0 2B			0-3 K		4 0 2 1 0 2 0												
Hank Aaron, R (1, 9) OBP: 0.381, SLG: 0.569	0-3 K		0-0 FC5-4 1-2f		0-3 K			0-0 6-3		4 0 0 0 0 2 2												
Eddie Mathews, L (1, 5) OBP: 0.342, SLG: 0.472		0-0 F8 1B 2B	0-3 K			0-3 K		0-3 K		4 1 1 0 0 3 1												
Joe Torre, R (1, 2) OBP: 0.374, SLG: 0.498		0-0 F8 2-3		0-0 5-3		0-0 1-3		0-0 4-3		4 0 0 0 0 0 1												
Gene Oliver, R (1, 3) OBP: 0.340, SLG: 0.485		0-3 K		0-0 FC6-4 1B		0-0 HR		0-0 5-3		3 1 2 1 0 1 1												
Denis Menke, R (8, 3) OBP: 0.311, SLG: 0.399										1 0 0 0 0 0 0												
Frank Bolling, R (1, 4) OBP: 0.294, SLG: 0.358		0-0 3-H 1B		0-0 F4		0-0 4-3		0-0 1B		4 0 2 1 0 0 1												
Woody Woodward, R (1, 6) OBP: 0.224, SLG: 0.260		0-0 F5		0-0 FC6-4 1-2f			0-0 F4		0-0 4-3	4 0 0 0 0 0 3												
Hank Fischer, R (1, 1) OBP: 0.135, SLG: 0.111			4-0 SH5-3 1B BB		0-0 F8		0-0 4-3			2 1 0 0 1 0 0												
Phil Niekro, R (7, 1) OBP: 0.100, SLG: 0.100										0 0 0 0 0 0 0												
Denny Lemaster, R (8, 1) OBP: 0.140, SLG: 0.122										0 0 0 0 0 0 0												
Dan Osinski, R (8, 1) OBP: 0.200, SLG: 0.200										0 0 0 0 0 0 0												
Inning Stats	R: 0 E: 0 K: 3 S: 9	H: 0 LOB: 0 BB: 0 P: 9	R: 1 E: 0 K: 1 S: 7	H: 2 LOB: 1 BB: 0 P: 7	R: 1 E: 0 K: 1 S: 6	H: 1 LOB: 1 BB: 1 P: 10	R: 0 E: 0 K: 0 S: 4	H: 1 LOB: 1 BB: 0 P: 4	R: 0 E: 0 K: 2 S: 8	H: 1 LOB: 1 BB: 0 P: 8	R: 1 E: 0 K: 1 S: 6	H: 1 LOB: 0 BB: 0 P: 6	R: 0 E: 0 K: 0 S: 3	H: 0 LOB: 0 BB: 0 P: 3	R: 0 E: 0 K: 2 S: 7	H: 0 LOB: 0 BB: 0 P: 7	R: 0 E: 0 K: 0 S: 4	H: 1 LOB: 1 BB: 0 P: 4	1B: 4 2B: 2 3B: 0 HR: 1	SF: 0 SAC: 1 DP: 0 HBP: 0	WP: 0 PB: 0 SB: 1 CS: 0	PA: 35
PITCHER	IP WLS BF H R ER SO BB IBB HBP BLK WP HR S P ERA WHIP																					
Juan Marichal, R (1, 1) ERA: 2.12	7.0 L 28 6 3 3 8 1 0 0 0 0 0 1 43 47 3.86 1.000																					
Masanori Murakami, L (8, 1) ERA: 3.53	1.0 3 0 0 0 2 0 0 0 0 0 0 0 7 7 0.00 0.000																					
Frank Linzy, R (9, 1) ERA: 1.52	1.0 4 1 0 0 0 0 0 0 0 0 0 0 4 4 0.00 1.000																					

AB	33
R	3
H	7
RBI	3
BB	1
SO	10
LOB	9



WP: 0	PA: 35
PB: 0	
SB: 1	
CS: 0	

BOTTOM

Milwaukee Braves @ San Francisco Giants
Candlestick Park, San Francisco, CA

livebaseballscorecards.com

AB 34
R 2
H 9
RBI 2
BB 1
SO 2
LOB 14



WP: 1 PA: 37
PB: 0
SB: 1
CS: 0

Sun Sep 26 1965, 6:33 AM EDT
Att. 39,783 - Unknown

AB R H RBI BB SO LOB

5 0 0 0 0 1 6

3 0 0 0 1 1 0

4 0 0 0 0 0 1

4 1 1 1 0 0 1

4 0 0 0 0 0 1

4 1 2 0 0 0 0

4 0 3 0 0 0 1

0 0 0 0 0 0 0

1 0 0 0 0 0 2

1 0 0 0 0 0 1

0 0 0 0 0 0 0

0 0 0 0 0 0 0

0 0 0 0 0 0 0

0 0 0 0 0 0 0

1 0 1 0 0 0 0

0 0 0 0 0 0 0

2 0 2 0 0 0 0

0 0 0 1 0 0 0

0 0 0 0 0 0 0

0 0 0 0 0 0 0

0 0 0 0 0 0 0

1 0 1 0 0 0 0

0 0 0 0 0 0 0

0 0 0 0 0 0 0

1B: 8 SF: 1

2B: 1 SAC: 1

3B: 0 DP: 1

HR: 1 HBP: 0

1B: 8 SF: 1

2B: 1 SAC: 1

3B: 0 DP: 1

HR: 1 HBP: 0

1B: 8 SF: 1

2B: 1 SAC: 1

3B: 0 DP: 1

HR: 1 HBP: 0

1B: 8 SF: 1

2B: 1 SAC: 1

3B: 0 DP: 1

HR: 1 HBP: 0

1B: 8 SF: 1

2B: 1 SAC: 1

3B: 0 DP: 1

HR: 1 HBP: 0

1B: 8 SF: 1

2B: 1 SAC: 1

3B: 0 DP: 1

HR: 1 HBP: 0

1B: 8 SF: 1

2B: 1 SAC: 1

3B: 0 DP: 1

HR: 1 HBP: 0

1B: 8 SF: 1

2B: 1 SAC: 1

3B: 0 DP: 1

HR: 1 HBP: 0

1B: 8 SF: 1

2B: 1 SAC: 1

3B: 0 DP: 1

HR: 1 HBP: 0

1B: 8 SF: 1

2B: 1 SAC: 1

3B: 0 DP: 1

HR: 1 HBP: 0

1B: 8 SF: 1

2B: 1 SAC: 1

3B: 0 DP: 1

HR: 1 HBP: 0

1B: 8 SF: 1

2B: 1 SAC: 1

3B: 0 DP: 1

HR: 1 HBP: 0

1B: 8 SF: 1

2B: 1 SAC: 1

3B: 0 DP: 1

HR: 1 HBP: 0

1B: 8 SF: 1

2B: 1 SAC: 1

3B: 0 DP: 1

HR: 1 HBP: 0

1B: 8 SF: 1

2B: 1 SAC: 1

3B: 0 DP: 1

HR: 1 HBP: 0

1B: 8 SF: 1

2B: 1 SAC: 1

3B: 0 DP: 1

HR: 1 HBP: 0

1B: 8 SF: 1

2B: 1 SAC: 1

3B: 0 DP: 1

HR: 1 HBP: 0

1B: 8 SF: 1

2B: 1 SAC: 1

3B: 0 DP: 1

HR: 1 HBP: 0

1B: 8 SF: 1

2B: 1 SAC: 1

3B: 0 DP: 1

HR: 1 HBP: 0

1B: 8 SF: 1

2B: 1 SAC: 1

3B: 0 DP: 1

HR: 1 HBP: 0

1B: 8 SF: 1

2B: 1 SAC: 1

3B: 0 DP: 1

HR: 1 HBP: 0

1B: 8 SF: 1

2B: 1 SAC: 1

3B: 0 DP: 1

HR: 1 HBP: 0

1B: 8 SF: 1

2B: 1 SAC: 1

3B: 0 DP: 1

HR: 1 HBP: 0

1B: 8 SF: 1

2B: 1 SAC: 1

3B: 0 DP: 1

HR: 1 HBP: 0

1B: 8 SF: 1

2B: 1 SAC: 1

3B: 0 DP: 1

HR: 1 HBP: 0

1B: 8 SF: 1

2B: 1 SAC: 1

3B: 0 DP: 1

HR: 1 HBP: 0

1B: 8 SF: 1

2B: 1 SAC: 1

3B: 0 DP: 1

HR: 1 HBP: 0

1B: 8 SF: 1

2B: 1 SAC: 1

3B: 0 DP: 1

HR: 1 HBP: 0

1B: 8 SF: 1

2B: 1 SAC: 1

3B: 0 DP: 1

HR: 1 HBP: 0

1B: 8 SF: 1

2B: 1 SAC: 1

3B: 0 DP: 1

HR: 1 HBP: 0

1B: 8 SF: 1

2B: 1 SAC: 1

3B: 0 DP: 1

HR: 1 HBP: 0

1B: 8 SF: 1

2B: 1 SAC: 1

3B: 0 DP: 1

HR: 1 HBP: 0

1B: 8 SF: 1

2B: 1 SAC: 1

3B: 0 DP: 1

HR: 1 HBP: 0

1B: 8 SF: 1

2B: 1 SAC: 1

3B: 0 DP: 1

HR: 1 HBP: 0

1B: 8 SF: 1

2B: 1 SAC: 1

3B: 0 DP: 1

HR: 1 HBP: 0

1B: 8 SF: 1

2B: 1 SAC: 1

3B: 0 DP: 1

HR: 1 HBP: 0

1B: 8 SF: 1

2B: 1 SAC: 1

3B: 0 DP: 1

HR: 1 HBP: 0

1B: 8 SF: 1

2B: 1 SAC: 1

3B: 0 DP: 1

HR: 1 HBP: 0

1B: 8 SF: 1

2B: 1 SAC: 1

3B: 0 DP: 1

HR: 1 HBP: 0

1B: 8 SF: 1

2B: 1 SAC: 1

3B: 0 DP: 1

HR: 1 HBP: 0

1B: 8 SF: 1

2B: 1 SAC: 1

3B: 0 DP: 1

HR: 1 HBP: 0

1B: 8 SF: 1

2B: 1 SAC: 1

3B: 0 DP: 1

HR: 1 HBP: 0

1B: 8 SF: 1

2B: 1 SAC: 1

3B: 0 DP: 1

HR: 1 HBP: 0

1B: 8 SF: 1

2B: 1 SAC: 1

3B: 0 DP: 1

HR: 1 HBP: 0

1B: 8 SF: 1

2B: 1 SAC: 1

3B: 0 DP: 1

HR: 1 HBP: 0

1B: 8 SF: 1

2B: 1 SAC: 1

3B: 0 DP: 1

HR: 1 HBP: 0

1B: 8 SF: 1

2B: 1 SAC: 1

3B: 0 DP: 1

HR: 1 HBP: 0

1B: 8 SF: 1

2B: 1 SAC: 1

3B: 0 DP: 1

HR: 1 HBP: 0

1B: 8 SF: 1

2B: 1 SAC: 1

3B: 0 DP: 1

HR: 1 HBP: 0

1B: 8 SF: 1

2B: 1 SAC: 1

3B: 0 DP: 1

HR: 1 HBP: 0

1B: 8 SF: 1

2B: 1 SAC: 1

3B: 0 DP: 1

HR: 1 HBP: 0

1B: 8 SF: 1

2B: 1 SAC: 1

3B: 0 DP: 1

HR: 1 HBP: 0

1B: 8 SF: 1

2B: 1 SAC: 1

3B: 0 DP: 1

HR: 1 HBP: 0

1B: 8 SF: 1

2B: 1 SAC: 1

3B: 0 DP: 1

HR: 1 HBP: 0

1B: 8 SF: 1

2B: 1 SAC: 1

3B: 0 DP: 1

HR: 1 HBP: 0

1B: 8 SF: 1

2B: 1 SAC: 1

3B: 0 DP: 1

HR: 1 HBP: 0

1B: 8 SF: 1

2B: 1 SAC: 1

3B: 0 DP: 1

HR: 1 HBP: 0

1B: 8 SF: 1

2B: 1 SAC: 1

3B: 0 DP: 1

HR: 1 HBP: 0

1B: 8 SF: 1

2B: 1 SAC: 1

Batter	1	2	3	4	5	6	7	8	9	AB	R	H	RBI	BB	SO	LOB	TOP										
Julian Javier, R (1, 4) <small>OBP: 0.260, SLG: 0.315</small> Tito Francona, L (8, PH) <small>OBP: 0.323, SLG: 0.402</small> Dal Maxvill, R (8, PR) <small>OBP: 0.200, SLG: 0.216</small>	0-0 4-3		0-3 K		0-0 6-3	4-0 BB		0-0 1B		3	0	0	1	1	1	1											
Lou Brock, L (1, 7) <small>OBP: 0.345, SLG: 0.443</small>	0-0 F8			0-0 1B 2B	4-0 FC6-4 BB	0-3 K		0-3 K		4	1	1	0	1	2	4											
Curt Flood, R (1, 8) <small>OBP: 0.364, SLG: 0.420</small>	0-0 E5			0-0 FC1-4 1B	0-0 F7	0-3 K			4-0 6-3 PB BB	4	0	1	1	1	1	5											
Ken Boyer, R (1, 5) <small>OBP: 0.329, SLG: 0.375</small>	0-0 F8			0-0 FC1-4 1B	0-0 FC6-4		0-0 FC4-6 1B		4-0 6-3 BB	4	0	1	0	1	0	4											
Dick Groat, R (1, 6) <small>OBP: 0.319, SLG: 0.318</small>		0-0 F9		0-0 FC5-4 1B		4-0 1B HBP BB	0-0 F9		0-0 6-3	4	1	1	0	1	0	3											
Bill White, L (1, 3) <small>OBP: 0.362, SLG: 0.472</small>		0-0 F8		0-0 F8		0-0 HBP 1B 4-3 1B	0-0 FC4-6 FC6		0-0 F6	5	1	1	0	0	0	5											
Bob Uecker, R (1, 2) <small>OBP: 0.347, SLG: 0.319</small> Tim McCarver, L (6, PH) <small>OBP: 0.330, SLG: 0.412</small>		0-3 K		0-0 FC5-4		0-0 4-3 HBP 1B	0-0 FC6		0-0 5-3	2	0	0	0	0	1	2											
Mike Shannon, R (1, 9) <small>OBP: 0.290, SLG: 0.351</small>			0-0 5-3		0-0 2B 6-3 1B	1-0 4-3 HBP		0-0 F4		3	1	1	1	0	0	0											
Tracy Stallard, R (1, 1) <small>OBP: 0.087, SLG: 0.088</small> Dennis Aust, R (4, 1) <small>OBP: 0.290, SLG: 0.254</small> Ted Savage, R (5, PH) <small>OBP: 0.354, SLG: 0.487</small> Earl Francis, R (6, 1) <small>OBP: 0.143, SLG: 0.214</small> George Kernek, L (8, PH) <small>OBP: 0.133, SLG: 0.071</small>			0-0 6-3		0-0 1-3 2B	0-0 4-3		0-3 K		1	0	0	0	0	0	0											
Inning Stats	R: 0 E: 1 K: 0 S: 4	H: 0 LOB: 1 BB: 0 P: 4	R: 0 E: 0 K: 1 S: 5	H: 0 LOB: 0 BB: 0 P: 5	R: 0 E: 0 K: 1 S: 5	H: 0 LOB: 0 BB: 0 P: 5	R: 1 E: 0 K: 0 S: 6	H: 3 LOB: 2 BB: 0 P: 6	R: 1 E: 0 K: 0 S: 5	H: 2 LOB: 2 BB: 1 P: 9	R: 2 E: 0 K: 2 S: 9	H: 2 LOB: 3 BB: 2 P: 18	R: 0 E: 0 K: 0 S: 4	H: 1 LOB: 1 BB: 0 P: 4	R: 0 E: 0 K: 0 S: 8	H: 1 LOB: 1 BB: 0 P: 8	R: 0 E: 0 K: 0 S: 3	H: 0 LOB: 2 BB: 2 P: 11	1B: 7 2B: 2 3B: 0 HR: 0	SF: 0 SAC: 0 DP: 0 HBP: 1	WP: 0 PB: 1 SB: 0 CS: 0	PA: 43					
PITCHER	IP	WLS	BF	H	R	ER	SO	BB	IBB	HBP	BLK	WP	HR	S	P	ERA	WHIP										
Warren Spahn, L (1, 1) <small>ERA: 3.96</small>	4.1		20	5	2	2	2	1	0	0	0	0	0	23	27	4.15	1.385										
Bobby Bolin, R (5, 1) <small>ERA: 2.63</small>	0.2		6	2	2	2	0	1	0	1	0	0	0	4	9	27.00	4.500										
Bill Henry, L (6, 1) <small>ERA: 3.0</small>	0.2		3	0	0	0	1	1	0	0	0	0	0	4	8	0.00	1.500										
Frank Linzy, R (6, 1) <small>ERA: 1.46</small>	3.1	W	14	2	0	0	3	2	0	0	0	0	0	18	26	0.00	1.200										

St. Louis Cardinals @ San Francisco Giants
 Candlestick Park, San Francisco, CA
 Mon Sep 27 1965, 6:33 AM EDT
 Att. 8,280 - Unknown

livebaseballscorecards.com

AB	37
R	4
H	9
RBI	4
BB	5
SO	6
LOB	29



Batter	1	2	3	4	5	6	7	8	9
Jim Davenport, R (1, 6) OBP: 0.309, SLG: 0.371	0-0 F3	4-0 BB		4-0 1B 2B BB		0-0 F3	0-0 F3		
Len Gabrielson, L (1, 7) OBP: 0.358, SLG: 0.408	0-0 F6	0-0 4-3		0-0 F9		0-3 K		0-0 5-3	
Jack Hiatt, R (8, PH) OBP: 0.397, SLG: 0.394									
Matty Alou, L (9, 7) OBP: 0.277, SLG: 0.303									
Willie Mays, R (1, 8) OBP: 0.399, SLG: 0.647	4-0 BB		4-0 SF9 BB	0-0 2B 1B		0-0 E1 1B		0-3 K	
Willie McCovey, L (1, 3) OBP: 0.389, SLG: 0.555	0-0 4-3		0-0 E4 FC3-6	0-0 2B		4-0 IBB		0-0 2-3	
Jim Ray Hart, R (1, 5) OBP: 0.341, SLG: 0.469		4-0 2B HR BB	0-0 SF9	0-0 6-3		0-0 F9			
Jesus Alou, R (1, 9) OBP: 0.323, SLG: 0.407		0-0 HR 2B	0-0 E6 FC3-6		0-0 FC6-5 2B		0-0 F3		
Tom Haller, L (1, 2) OBP: 0.342, SLG: 0.393		0-0 HR	0-0 FC3-6		0-0 FC6-5 PB		0-0 HR		
Hal Lanier, R (1, 4) OBP: 0.254, SLG: 0.283		0-0 F3	0-0 4-3		0-3 K		0-0 6-3		
Warren Spahn, L (1, 1) OBP: 0.254, SLG: 0.143		0-0 F7		0-3 K		0-3 K		0-0 1B	
Bobby Bolin, R (5, 1) OBP: 0.189, SLG: 0.216									
Bill Henry, L (6, 1) OBP: 0.200, SLG: 0.200									
Frank Linzy, R (6, 1) OBP: 0.222, SLG: 0.389									

Inning Stats	R: 0	H: 0	E: 0	K: 0	S: 3	LOB: 1	BB: 1	P: 7
	R: 3	H: 2	E: 0	K: 0	S: 5	LOB: 1	BB: 2	P: 13
	R: 2	H: 0	E: 2	K: 0	S: 5	LOB: 1	BB: 1	P: 9
	R: 2	H: 2	E: 0	K: 1	S: 7	LOB: 1	BB: 1	P: 11
	R: 0	H: 1	E: 0	K: 2	S: 8	LOB: 1	BB: 0	P: 8
	R: 0	H: 1	E: 1	K: 1	S: 6	LOB: 2	BB: 1	P: 10
	R: 1	H: 2	E: 0	K: 0	S: 5	LOB: 1	BB: 0	P: 5
	R: 0	H: 0	E: 0	K: 1	S: 5	LOB: 0	BB: 0	P: 5

PITCHER	IP	WLS	BF	H	R	ER	SO	BB	IBB	HBP	BLK	WP	HR	S	P	ERA	WHIP
Tracy Stallard, R (1, 1) ERA: 3.38	3.0	L	17	2	5	3	0	4	0	0	0	0	1	13	29	9.00	2.000
Dennis Aust, R (4, 1) ERA: 3.6	1.0		6	2	2	2	1	1	0	0	0	0	0	7	11	18.00	3.000
Steve Carlton, L (5, 1) ERA: 2.63	1.0		4	1	0	0	2	0	0	0	0	0	0	8	8	0.00	1.000
Earl Francis, R (6, 1) ERA: 5.06	2.0		10	3	1	1	1	0	1	0	0	0	1	11	15	4.50	1.500
Hal Woodeshick, L (8, 1) ERA: 2.26	1.0		3	0	0	0	1	0	0	0	0	0	0	5	5	0.00	0.000

AB R H RBI BB SO LOB

3	1	0	0	2	0	1
4	0	0	0	0	1	2
1	0	0	0	0	0	0
0	0	0	0	0	0	0
3	2	2	0	2	1	0
4	1	1	2	1	0	2
2	1	0	1	1	0	3
4	1	2	0	0	0	1
4	2	2	5	0	0	2
4	0	0	0	0	1	2
2	0	0	0	0	1	0
1	0	0	0	0	1	1
0	0	0	0	0	0	0
1	0	1	0	0	0	0

1B: 3	SF: 1	WP: 0	PA: 40
2B: 3	SAC: 0	PB: 1	
3B: 0	DP: 0	SB: 0	
HR: 2	HBP: 0	CS: 0	

PITCHER	IP	WLS	BF	H	R	ER	SO	BB	IBB	HBP	BLK	WP	HR	S	P	ERA	WHIP

St. Louis Cardinals @ San Francisco Giants
Candlestick Park, San Francisco, CA
Mon Sep 27 1965, 6:33 AM EDT
Att. 8,280 - Unknown

livebaseballscorecards.com

AB	33
R	8
H	8
RBI	8
BB	6
SO	5
LOB	14



Batter	1	2	3	4	5	6	7	8	9	AB R H RBI BB SO LOB	TOP											
Lou Brock, L (1, 7) OBP: 0.343, SLG: 0.441	0-0 1-3		0-0 1-3		0-0 F9	0-0 E1		0-3 K		5 0 1 0 0 1 2												
Curt Flood, R (1, 8) OBP: 0.364, SLG: 0.420	0-0 F7		0-0 2B 1B		0-0 FC4 2B	0-0 5-3			0-0 1B 1B	5 3 2 0 0 0 3												
Bill White, L (1, 3) OBP: 0.366, SLG: 0.484	0-0 F8		0-0 4-3 1-H 2B		0-0 1-H 2B		0-0 HR		0-0 1B SF7 1B	5 2 4 3 0 0 0												
Ken Boyer, R (1, 5) OBP: 0.329, SLG: 0.375		0-0 CS 1B	0-0 4-3 2-3		0-0 F4		0-0 1-3		0-0 1B 1B	5 0 2 1 0 0 2												
Dick Groat, R (1, 6) OBP: 0.318, SLG: 0.317		4-0 1B BB	0-0 F9			0-0 F3	0-0 6-3		0-0 SF7	3 1 0 1 1 0 1												
Tim McCarver, L (1, 2) OBP: 0.329, SLG: 0.410		0-0 F5		0-0 G3		0-0 FC6-4 BB 1B	0-0 F7		0-0 F5	5 1 1 0 0 0 2												
Mike Shannon, R (1, 9) OBP: 0.292, SLG: 0.350		0-0 1B S 1B		0-0 F9		4-0 FC6-4 BB		0-0 6-3	0-0 1-3	4 1 1 0 1 0 1												
Julian Javier, R (1, 4) OBP: 0.264, SLG: 0.319		0-0 E S 1B		0-3 K		0-0 FC6-4 S 1B		0-0 SH5-4 1B		4 1 2 1 0 1 2												
Larry Jaster, L (1, 1) OBP: 0.286, SLG: 0.167		0-3 K			0-0 E5 FC4	0-0 E 1B 1B		0-0 SH5-4		3 0 1 2 0 1 1												
Inning Stats	R: 0 E: 0 K: 0 S: 3	H: 0 LOB: 0 BB: 0 P: 3	R: 2 E: 0 K: 1 S: 7	H: 3 LOB: 1 BB: 1 P: 11	R: 1 E: 0 K: 0 S: 5	H: 2 LOB: 1 BB: 0 P: 5	R: 0 E: 0 K: 1 S: 5	H: 0 LOB: 0 BB: 0 P: 5	R: 1 E: 1 K: 0 S: 5	H: 1 LOB: 1 BB: 0 P: 5	R: 2 E: 1 K: 0 S: 6	H: 3 LOB: 2 BB: 1 P: 10	R: 1 E: 0 K: 0 S: 4	H: 1 LOB: 0 BB: 0 P: 4	R: 0 E: 0 K: 1 S: 6	H: 1 LOB: 1 BB: 0 P: 6	R: 2 E: 0 K: 0 S: 6	H: 3 LOB: 1 BB: 0 P: 6	1B: 11 2B: 2 3B: 0 HR: 1	SF: 1 SAC: 1 DP: 0 HBP: 0	WP: 0 PB: 0 SB: 3 CS: 1	PA: 43
PITCHER	IP WLS BF H R ER SO BB IBB HBP BLK WP HR S P ERA WHIP																					
Ron Herbel, R (1, 1) ERA: 3.91	4.2 L 21 6 4 3 2 1 0 0 0 0 0 0 24 28 5.79 1.500																					
Gaylord Perry, R (5, 1) ERA: 4.06	0.1 1 0 0 0 0 0 0 0 0 0 0 0 1 1 0.00 0.000																					
Dick Estelle, L (6, 1) ERA: 4.76	0.2 6 3 2 2 0 1 0 0 0 0 0 0 5 9 27.00 6.000																					
Bob Priddy, R (6, 1) ERA: 1.35	1.1 5 1 1 1 0 0 0 0 0 0 0 1 5 5 6.75 0.750																					
Warren Spahn, L (8, 1) ERA: 4.01	2.0 10 4 2 2 1 0 0 0 0 0 0 0 12 12 9.00 2.000																					

St. Louis Cardinals @ San Francisco Giants
 Candlestick Park, San Francisco, CA
 Tue Sep 28 1965, 10:05 PM EDT
 Att: 18,449 - Unknown

livebaseballscorecards.com

AB	39
R	9
H	14
RBI	8
BB	2
SO	3
LOB	14



Batter	1	2	3	4	5	6	7	8	9	AB R H RBI BB SO LOB	TOP											
Lou Brock, L (1, 7) OBP: 0.344, SLG: 0.442	0-0 2B		0-0 1B		0-0 F7		0-0 G3	0-0 1-3		5 0 2 0 0 0 2	St. Louis Cardinals @ San Francisco Giants Candlestick Park, San Francisco, CA Wed Sep 29 1965, 6:33 AM EDT Att: 10,345 - Unknown											
Curt Flood, R (1, 8) OBP: 0.366, SLG: 0.425	0-0 F7		0-0 1B		0-0 E5		0-0 2B	0-0 2B		5 1 3 1 0 0 2												
Bill White, L (1, 3) OBP: 0.364, SLG: 0.481	0-3 K		4-0 BB		0-0 F7		0-0 3-1	0-0 2-3		4 0 0 0 1 1 6												
Ken Boyer, R (1, 5) OBP: 0.328, SLG: 0.374	0-0 F7		0-0 G5-4-3		0-0 E5			0-0 6-3	0-0 F8	5 0 1 1 0 0 3												
Dick Groat, R (1, 6) OBP: 0.317, SLG: 0.316		0-0 5-3		0-0 4-3		0-0 F8		0-0 1B 2B	0-0 F7	5 1 1 0 0 0 1												
Tim McCarver, L (1, 2) OBP: 0.330, SLG: 0.409		0-0 1B		0-0 6-3		0-0 4-3		0-0 2B 1B	0-0 G3	5 1 2 0 0 0 0												
Mike Shannon, R (1, 9) OBP: 0.296, SLG: 0.357		0-0 F7		0-0 S 1B		0-0 F7		0-0 1-3 HR		4 1 2 1 0 0 1												
Julian Javier, R (1, 4) OBP: 0.260, SLG: 0.314		0-0 F7		0-0 5-3		0-3 K		0-0 1-3 3-H 4-0 HR		3 0 0 0 0 1 2												
Bob Skinner, L (8, PH) OBP: 0.358, SLG: 0.487										0 0 0 0 1 0 0												
Dal Maxwell, R (8, PR) OBP: 0.200, SLG: 0.216										0 1 0 0 0 0 0												
Bob Gibson, R (1, 1) OBP: 0.271, SLG: 0.420			0-0 1B		0-0 E 1B		0-0 F2	0-0 HR		4 3 3 4 0 0 0												
Curt Simmons, L (9, 1) OBP: 0.047, SLG: 0.063										0 0 0 0 0 0 0												
Hal Woodeshick, R (9, 1) OBP: 0.133, SLG: 0.071										0 0 0 0 0 0 0												
Inning Stats	R: 0 E: 0 K: 1 S: 6	H: 1 LOB: 1 BB: 0 P: 6	R: 0 E: 0 K: 0 S: 4	H: 1 LOB: 1 BB: 0 P: 4	R: 1 E: 0 K: 0 S: 4	H: 3 LOB: 1 BB: 1 P: 8	R: 0 E: 0 K: 0 S: 4	H: 1 LOB: 1 BB: 0 P: 4	R: 2 E: 2 K: 0 S: 6	H: 2 LOB: 1 BB: 0 P: 6	R: 0 E: 0 K: 1 S: 5	H: 0 LOB: 0 BB: 0 P: 5	R: 0 E: 0 K: 0 S: 4	H: 1 LOB: 1 BB: 0 P: 4	R: 5 E: 0 K: 0 S: 8	H: 5 LOB: 2 BB: 1 P: 12	R: 0 E: 0 K: 0 S: 3	H: 0 LOB: 0 BB: 0 P: 3	1B: 9 2B: 4 3B: 0 HR: 1	SF: 0 SAC: 0 DP: 1 HBP: 0	WP: 0 PB: 0 SB: 1 CS: 0	PA: 42
PITCHER	IP WLS BF H R ER SO BB IBB HBP BLK WP HR S P ERA WHIP																					
Bob Shaw, R (1, 1) ERA: 2.64	7.1 L 34 12 6 4 2 1 0 0 0 0 0 0 37 41 4.91 1.773																					
Gaylord Perry, R (8, 1) ERA: 4.14	0.2 5 2 2 2 0 0 0 1 0 0 0 1 4 8 27.00 3.000																					
Bob Priddy, R (9, 1) ERA: 1.17	1.0 3 0 0 0 0 0 0 0 0 0 0 0 3 3 0.00 0.000																					

AB	40
R	8
H	14
RBI	7
BB	2
SO	2
LOB	17



livebaseballscorecards.com

Batter	1	2	3	4	5	6	7	8	9	AB	R	H	RBI	BB	SO	LOB
--------	---	---	---	---	---	---	---	---	---	----	---	---	-----	----	----	-----

Dick Schofield, S <small>(1, 9) OBP: 0.282, SLG: 0.296</small> Ken Henderson, S <small>(3, PH) OBP: 0.272, SLG: 0.225</small> Tito Fuentes, S <small>(4, 8) OBP: 0.281, SLG: 0.250</small> Matty Alou, L <small>(8, PH) OBP: 0.276, SLG: 0.302</small> Bob Priddy, R <small>(9, 1)</small> Cap Peterson, R <small>(9, PH) OBP: 0.310, SLG: 0.400</small>	0-0 F3 		4-0 FC6-4 BB 		0-0 6-3 			0-0 F5 	0-0 E6 1B 	1	0	0	0	0	0	0
Jesus Alou, R <small>(1, 9) OBP: 0.319, SLG: 0.402</small>	0-0 4-3 		0-0 FC6-4 1-2f 			0-0 4-3 		0-0 6-3 	0-0 1B 1B 2-H 	5	0	1	1	0	0	1
Willie Mays, R <small>(1, 8) OBP: 0.400, SLG: 0.648</small>	0-0 1B 			0-0 F5 		0-3 K 			0-0 1B BB 	4	1	2	0	1	1	0
Willie McCovey, L <small>(1, 3) OBP: 0.386, SLG: 0.548</small>	0-0 F7 			0-0 F7 		0-0 G1 			0-0 1B 1B K 	5	1	1	0	0	1	3
Jim Ray Hart, R <small>(1, 5) OBP: 0.347, SLG: 0.472</small>		0-0 6-3 		4-0 BB BB 			0-0 E7 1B 		0-0 1B HR 1B 1-2 2-H 	3	1	2	1	1	0	0
Tom Haller, L <small>(1, 2) OBP: 0.341, SLG: 0.389</small>		0-0 F8 		4-0 1-2 BB 			0-0 F9 		0-0 F9 	3	0	0	0	1	0	3
Len Gabrielson, L <small>(1, 7) OBP: 0.357, SLG: 0.406</small>		0-3 K 		0-0 F6 			0-0 F5 		0-0 1B HR 1B 1-2 2-H 	4	1	1	1	0	1	3
Hal Lanier, R <small>(1, 4) OBP: 0.253, SLG: 0.280</small> Bob Burda, L <small>(7, PH) OBP: 0.219, SLG: 0.115</small> Jim Davenport, R <small>(8, 4) OBP: 0.310, SLG: 0.381</small> <small>(9, 6)</small>			0-0 G3 		0-0 3-1 		0-3 K 		0-0 HR 1-H 2-H 	2	0	0	0	0	0	0
Bob Shaw, R <small>(1, 1) OBP: 0.113, SLG: 0.127</small> Gaylord Perry, R <small>(8, 1) OBP: 0.194, SLG: 0.156</small> Orlando Cepeda, R <small>(8, PH) OBP: 0.216, SLG: 0.194</small> Bob Schroder, L <small>(9, 4) OBP: 0.300, SLG: 0.222</small> Bob Barton, R <small>(9, PH) OBP: 0.333, SLG: 0.333</small>			0-3 K 		0-3 K 			0-3 K 	0-0 G3 	2	0	0	0	0	2	0

Inning Stats	R: 0	H: 1	E: 0	LOB: 1	K: 0	BB: 0	S: 4	P: 4	R: 0	H: 0	E: 0	LOB: 0	K: 1	BB: 0	S: 5	P: 5	R: 0	H: 0	E: 0	LOB: 2	K: 0	BB: 2	S: 3	P: 11	R: 0	H: 0	E: 0	LOB: 0	K: 1	BB: 0	S: 5	P: 5	R: 0	H: 1	E: 1	LOB: 1	K: 1	BB: 0	S: 6	P: 6	R: 0	H: 0	E: 0	LOB: 0	K: 1	BB: 0	S: 5	P: 5	R: 6	H: 6	E: 1	LOB: 2	K: 1	BB: 1	S: 12	P: 16	1B: 7	SF: 0	2B: 0	SAC: 0	3B: 0	DP: 0	HR: 1	HBP: 0	WP: 0	PA: 40
--------------	------	------	------	--------	------	-------	------	------	------	------	------	--------	------	-------	------	------	------	------	------	--------	------	-------	------	-------	------	------	------	--------	------	-------	------	------	------	------	------	--------	------	-------	------	------	------	------	------	--------	------	-------	------	------	------	------	------	--------	------	-------	-------	-------	-------	-------	-------	--------	-------	-------	-------	--------	-------	--------

PITCHER	IP	WLS	BF	H	R	ER	SO	BB	IBB	HBP	BLK	WP	HR	S	P	ERA	WHIP
Bob Gibson, R <small>(1, 1) ERA: 3.1</small>	8.1	W	35	6	5	5	6	4	0	0	0	0	1	43	59	5.40	1.200
Curt Simmons, L <small>(9, 1) ERA: 4.08</small>	0.1		3	1	1	0	0	0	0	0	0	0	0	3	3	0.00	3.000
Hal Woodeshick, L <small>(9, 1) ERA: 2.25</small>	0.1	S	2	1	0	0	1	0	0	0	0	0	0	4	4	0.00	3.000

BOTTOM

St. Louis Cardinals @ San Francisco Giants
Candlestick Park, San Francisco, CA
 Wed Sep 29 1965, 6:33 AM EDT
 Att. 10,345 - Unknown

livebaseballscorecards.com

AB	36
R	6
H	8
RBI	6
BB	4
SO	7
LOB	11



Batter	1	2	3	4	5	6	7	8	9	AB R H RBI BB SO LOB	TOP															
Tommy Harper, R (1, 7) OBP: 0.343, SLG: 0.396	0-3 K		0-0 F4		0-0 F8		0-0 F3			4 0 0 0 0 1 1	Cincinnati Reds @ San Francisco Giants Candlestick Park, San Francisco, CA Thu Sep 30 1965, 6:33 AM EDT Att: 14,502 - Unknown livebaseballscorecards.com															
Pete Rose, S (1, 4) OBP: 0.380, SLG: 0.442	0-0 F4		0-0 G3		4-0 BB		0-0 3-1			3 0 0 0 1 0 1																
Vada Pinson, L (1, 8) OBP: 0.349, SLG: 0.482	4-0 E S BB			0-0 HR	0-3 K			0-0 F5		3 1 1 1 1 1 1																
Frank Robinson, R (1, 9) OBP: 0.384, SLG: 0.538	0-3 K 1-3			0-0 F7		0-0 F3		0-0 HR		4 1 1 1 0 1 1																
Gordy Coleman, L (1, 3) OBP: 0.351, SLG: 0.486		0-0 FC1-6 1B		0-0 6-3		0-0 4-3		0-0 F4		3 0 1 0 0 0 0																
Tony Perez, R (8, PH) OBP: 0.312, SLG: 0.465										1 0 0 0 0 0 0																
Deron Johnson, R (1, 5) OBP: 0.338, SLG: 0.513		0-0 F2		0-0 1B 1B		0-0 HR		0-3 K		4 1 2 1 0 1 1																
Johnny Edwards, L (1, 2) OBP: 0.355, SLG: 0.482		0-0 FC1-6 1-2		0-0 1B 1B		0-0 3-1		0-0 F4		3 0 1 0 0 0 1																
Don Pavletich, R (9, PH) OBP: 0.389, SLG: 0.513										1 0 0 0 0 0 0																
Leo Cardenas, R (1, 6) OBP: 0.354, SLG: 0.427		0-0 F8		0-0 5-3			0-0 SH1-4 1B		0-0 F5	4 0 1 0 0 0 3																
Joe Nuxhall, L (1, 1) OBP: 0.213, SLG: 0.200			0-0 4-3		0-3 K		0-0 SH1-4		0-0 F5	3 0 0 0 0 1 0																
Inning Stats	R: 0 E: 0 K: 2 S: 7	H: 0 LOB: 1 BB: 1 P: 11	R: 0 E: 0 K: 0 S: 4	H: 1 LOB: 1 BB: 0 P: 4	R: 0 E: 0 K: 0 S: 3	H: 0 LOB: 0 BB: 0 P: 3	R: 1 E: 0 K: 0 S: 6	H: 3 LOB: 2 BB: 0 P: 6	R: 0 E: 0 K: 2 S: 7	H: 0 LOB: 1 BB: 1 P: 11	R: 1 E: 0 K: 0 S: 4	H: 1 LOB: 0 BB: 0 P: 4	R: 0 E: 0 K: 0 S: 4	H: 1 LOB: 1 BB: 0 P: 4	R: 1 E: 0 K: 1 S: 6	H: 1 LOB: 0 BB: 0 P: 6	R: 0 E: 0 K: 0 S: 3	H: 0 LOB: 0 BB: 0 P: 3	1B: 4 2B: 0 3B: 0 HR: 3	SF: 0 SAC: 1 DP: 0 HBP: 0	WP: 0 PB: 0 SB: 1 CS: 0	PA: 36				
PITCHER	IP WLS BF H R ER SO BB IBB HBP BLK WP HR S P ERA WHIP																									
Juan Marichal, R (1, 1) ERA: 2.13	7.0	29	6	2	2	4	2	0	0	0	0	2	35	43	2.57	1.143										
Masanori Murakami, L (8, 1) ERA: 3.56	2.0	W	7	1	1	1	1	0	0	0	0	1	9	9	4.50	0.500										



Batter	1	2	3	4	5	6	7	8	9	AB	R	H	RBI	BB	SO	LOB
Tito Fuentes, S OBP: 0.279, SLG: 0.250 (1, 6)	0-0 E SF8 1B		0-0 F9		0-0 6-3		0-0 F7			4	1	1	0	0	0	1
Willie McCovey, L OBP: 0.387, SLG: 0.548 (1, 3)	0-0 E5 SF8 1-3 1B		0-0 F4		0-0 1B			0-0 F3		4	0	2	0	0	0	0
Willie Mays, R OBP: 0.398, SLG: 0.645 (1, 8)	0-0 SF8 2-3 3-H		0-0 5-3		0-0 F4			0-0 F8		3	0	0	1	0	0	1
Jim Ray Hart, R OBP: 0.347, SLG: 0.479 (1, 7)	0-0 F3			0-0 HR		0-0 F6		0-0 1B 2B		4	2	2	1	0	0	1
Jesus Alou, R OBP: 0.319, SLG: 0.401 (1, 9)	0-0 F7			0-0 F7		0-0 6-3		0-0 2-H 1B		4	0	1	1	0	0	1
Jim Davenport, R OBP: 0.305, SLG: 0.375 (1, 5)		0-0 F9		0-0 F7		0-0 F8		0-0 F9		4	0	0	0	0	0	1
Hal Lanier, R OBP: 0.257, SLG: 0.288 (1, 4)		0-0 2B		0-0 2B			0-0 6-3		0-0 FC1-6 1B	4	0	3	0	0	0	0
Tom Haller, L OBP: 0.338, SLG: 0.386 (1, 2)		0-0 F5		0-0 F8			0-0 F8		0-0 FC1-6 1-H HR	4	1	0	0	0	0	3
Juan Marichal, R OBP: 0.180, SLG: 0.204 (1, 1)		0-0 F6			0-0 F5		0-0 2B		0-0 1-H HR	3	0	1	0	0	0	1
Bob Schroder, L OBP: 0.300, SLG: 0.222 (7, PR)										0	0	0	0	0	0	0
Masanori Murakami, L OBP: 0.154, SLG: 0.154 (8, 1)										0	0	0	0	0	0	0
Orlando Cepeda, R OBP: 0.237, SLG: 0.313 (9, PH)										1	1	1	2	0	0	0

Inning Stats	R: 1	H: 2	E: 1	LOB: 1	K: 0	BB: 0	S: 5	P: 5	R: 0	H: 1	E: 0	LOB: 1	K: 0	BB: 0	S: 4	P: 4	R: 0	H: 0	E: 0	LOB: 0	K: 0	BB: 0	S: 3	P: 3	R: 1	H: 2	E: 0	LOB: 0	K: 0	BB: 0	S: 3	P: 3	R: 0	H: 1	E: 0	LOB: 1	K: 0	BB: 0	S: 4	P: 4	R: 0	H: 0	E: 0	LOB: 0	K: 0	BB: 0	S: 3	P: 3	R: 0	H: 1	E: 0	LOB: 1	K: 0	BB: 0	S: 4	P: 4	R: 1	H: 2	E: 0	LOB: 1	K: 0	BB: 0	S: 5	P: 5	R: 2	H: 2	E: 0	LOB: 0	K: 0	BB: 0	S: 3	P: 3	1B: 5	SF: 1	2B: 4	SAC: 0	3B: 0	DP: 0	HR: 2	HBP: 0	WP: 0	PA: 36
PITCHER Joe Nuxhall, L ERA: 3.45 (1, 1)	IP	WLS	BF	H	R	ER	SO	BB	IBB	HBP	BLK	WP	HR	S	P	ERA	WHIP	IP	WLS	BF	H	R	ER	SO	BB	IBB	HBP	BLK	WP	HR	S	P	ERA	WHIP	IP	WLS	BF	H	R	ER	SO	BB	IBB	HBP	BLK	WP	HR	S	P	ERA	WHIP																															


BOTTOM

Cincinnati Reds @ San Francisco Giants
Candlestick Park, San Francisco, CA

Thu Sep 30 1965, 6:33 AM EDT
Att. 14,502 - Unknown

livebaseballscorecards.com

AB	35
R	5
H	11
RBI	5
BB	0
SO	0
LOB	9



Batter	1	2	3	4	5	6	7	8	9	AB	R	H	RBI	BB	SO	LOB	TOP								
Pete Rose, S OBP: 0.384, SLG: 0.449 (1, 4) X	0-0 1B HR 1B	0-0 1-H HR	0-0 F6 2-3			H 1-0 BLK HBP	4-0 BB BB	0-0 1-3 2-H 3-H 1B		4	2	3	4	1	0	1									
Art Shamsky, L OBP: 0.327, SLG: 0.441 (1, 9) S S S	0-3 K	0-0 F5				0-3 K	0-3 K	0-3 K		6	0	0	0	0	4	6									
Vada Pinson, L OBP: 0.349, SLG: 0.483 (1, 8) X	0-0 1-3 HR 1B	0-0 2B				0-0 4-3	0-0 F5	0-0 F6		6	1	2	0	0	1	5									
Frank Robinson, R OBP: 0.385, SLG: 0.543 (1, 7) X	0-0 1-H 3-H HR	0-3 K				0-0 F3		0-0 1B 1B	0-0 1B 1B	6	3	3	3	0	1	1									
Gordy Coleman, L OBP: 0.352, SLG: 0.495 Tony Perez, R OBP: 0.317, SLG: 0.473 (1, 3) X (7, PR) (7, 3)	0-0 HR	0-0 4-3				0-0 F1		0-0 1-2 E 1B	0-0 1-3 1B 1B	4	1	2	1	0	0	1									
Deron Johnson, R OBP: 0.341, SLG: 0.520 (1, 5) X	0-0 4-3					0-0 E5		0-0 1-H 2-H E 1B	0-0 1-2 BB 1B	6	4	4	4	0	0	0									
Johnny Edwards, L OBP: 0.355, SLG: 0.478 (1, 2) X	0-0 1B					0-0 F8		4-0 BB BB	0-0 F8	5	0	1	0	1	1	4									
Leo Cardenas, R OBP: 0.354, SLG: 0.426 (1, 6) X	0-0 F4					0-0 1-3		0-0 1-H 3-H E6 1B	0-0 1-2 2-H BB 1B	6	2	2	2	0	0	3									
Sammy Ellis, L OBP: 0.168, SLG: 0.146 (1, 1) X		0-0 HR 1B				0-0 SH1-4		0-3 K	0-0 2-H BB 1B	3	1	2	1	1	1	0									
Inning Stats	R: 4 E: 0 K: 1 S: 10	H: 5 LOB: 1 BB: 0 P: 10	R: 2 E: 0 K: 1 S: 8	H: 3 LOB: 1 BB: 0 P: 8	R: 1 E: 0 K: 0 S: 5	H: 2 LOB: 1 BB: 0 P: 5	R: 0 E: 0 K: 1 S: 5	H: 0 LOB: 0 BB: 0 P: 5	R: 0 E: 1 K: 0 S: 4	H: 0 LOB: 1 BB: 0 P: 4	R: 0 E: 0 K: 2 S: 7	H: 0 LOB: 1 BB: 0 P: 8	R: 4 E: 2 K: 1 S: 9	H: 4 LOB: 2 BB: 2 P: 17	R: 4 E: 0 K: 1 S: 10	H: 5 LOB: 2 BB: 1 P: 14	R: 2 E: 0 K: 1 S: 7	H: 2 LOB: 0 BB: 0 P: 7	1B: 15 2B: 2 3B: 0 HR: 4	SF: 0 SAC: 1 DP: 0 HBP: 1	WP: 1 PB: 1 SB: 0 CS: 0	PA: 53			
PITCHER	IP	WLS	BF	H	R	ER	SO	BB	IBB	HBP	BLK	WP	HR	S	P	ERA	WHIP								
Bobby Bolin, R ERA: 2.85 (1, 1)	0.1	L	5	4	4	4	1	0	0	0	0	0	2	7	7	108.00	12.000								
Masanori Murakami, L ERA: 3.75 (1, 1)	1.0		7	4	2	2	0	0	0	0	0	0	1	7	7	18.00	4.000								
Bob Priddy, R ERA: 1.74 (2, 1)	2.2		10	2	1	1	2	0	0	0	0	1	0	14	14	3.38	0.750								
Dick Estelle, L ERA: 3.52 (5, 1)	2.0		8	0	0	0	2	0	0	1	1	0	0	11	12	0.00	0.000								
Gaylord Perry, R ERA: 4.19 (7, 1)	0.0		3	3	4	1	0	0	0	0	0	0	0	3	3	∞	∞								
PITCHER	IP	WLS	BF	H	R	ER	SO	BB	IBB	HBP	BLK	WP	HR	S	P	ERA	WHIP								
Warren Spahn, L ERA: 4.01 (7, 1)	0.1		3	1	0	0	0	1	0	0	0	0	0	2	6	0.00	6.000								
Bill Hands, R ERA: 16.5 (7, 1)	1.0		9	4	4	4	1	2	0	0	0	0	0	9	17	36.00	6.000								
Bill Henry, L ERA: 3.28 (8, 1)	0.0		0	0	0	0	0	0	0	0	0	0	0	0	0	∞	∞								

Cincinnati Reds @ San Francisco Giants
Candlestick Park, San Francisco, CA
Fri Oct 01 1965, 10:05 PM EDT
Att: 29,220 - Unknown

AB	48
R	17
H	21
RBI	15
BB	3
SO	8
LOB	21



BOTTOM

Cincinnati Reds @ San Francisco Giants
Candlestick Park, San Francisco, CA
Fri Oct 01 1965, 10:05 PM EDT
Att. 29,220 - Unknown

livebaseballscorecards.com

AB 34
R 2
H 8
RBI 2
BB 3
SO 3
LOB 12



WP: 0 PA: 37
PB: 0
SB: 0
CS: 0

AB R H RBI BB SO LOB
3 0 1 1 1 0 0
1 0 0 0 0 0 1

4 0 0 0 0 0 4

3 0 1 0 1 1 0
0 0 0 0 0 0 0

4 0 0 0 0 1 2

4 0 1 0 0 0 0

4 1 1 1 0 0 1

4 1 3 0 0 0 0

4 0 1 0 0 0 2

0 0 0 0 0 0 0
0 0 0 0 0 0 0
1 0 0 0 0 0 1
0 0 0 0 0 0 0
0 0 0 0 0 0 0
1 0 0 0 0 0 0
0 0 0 0 0 0 0
0 0 0 0 0 0 0
0 0 0 0 0 0 0
0 0 0 0 0 0 0
1 0 0 0 0 0 1
0 0 0 0 0 0 0

1B: 7 SF: 0
2B: 0 SAC: 0
3B: 0 DP: 1
HR: 1 HBP: 0

Batter	1	2	3	4	5	6	7	8	9
Jim Davenport, R (1, 6) Tito Fuentes, S (9, 6) OBP: 0.308, SLG: 0.375 OBP: 0.275, SLG: 0.246	0-0 F8		0-0 F8	4-0 BB			0-0 G4-6-3 1B		0-0 F8
Jesus Alou, R (1, 9) OBP: 0.317, SLG: 0.398	0-0 F8		0-0 F9	0-0 F7			0-0 G4-6-3 1-2f		
Willie Mays, R (1, 8) Ken Henderson, S (8, 8) OBP: 0.398, SLG: 0.643 OBP: 0.272, SLG: 0.225	4-0 BB		0-0 1B		0-0 F3		0-3 K		
Willie McCovey, L (1, 3) OBP: 0.384, SLG: 0.544	0-0 G3		0-0 F9		0-3 K			0-0 4-3	
Jim Ray Hart, R (1, 5) OBP: 0.347, SLG: 0.478		0-0 6-3		0-0 F2				0-0 F8	
Tom Haller, L (1, 2) OBP: 0.338, SLG: 0.391		0-0 HR		0-0 4-3				0-0 4-3	
Len Gabrielson, L (1, 7) OBP: 0.362, SLG: 0.410		0-0 FC4-6 1B		0-0 1B BB 1B			0-0 F9		0-0 FC6-4 1B
Hal Lanier, R (1, 4) OBP: 0.257, SLG: 0.287		0-0 FC4-6 1-2f		0-0 BB BB 1B			0-0 6-3		0-0 F9
Bobby Bolin, R Masanori Murakami, L Bob Priddy, R Bob Busch, L Dick Estelle, S Matty Alou, L Gaylord Perry, R Warren Spahn, L Bob Harris, R Bill Henry, L Orlando Cepeda, R Bob Schroder, L		0-3 K		4-0 BB BB			0-0 4-3		0-0 FC6-4 1-2f

Inning Stats	R: 0	H: 0	E: 0	K: 0	S: 3	R: 1	H: 2	E: 0	K: 1	S: 7	R: 0	H: 1	E: 0	K: 0	S: 4	R: 1	H: 2	E: 0	K: 0	S: 5	R: 0	H: 1	E: 0	K: 1	S: 6	R: 0	H: 0	E: 0	K: 0	S: 3	R: 0	H: 1	E: 0	K: 1	S: 5	R: 0	H: 0	E: 0	K: 0	S: 3	R: 0	H: 1	E: 0	K: 0	S: 4	1B: 7	SF: 0	2B: 0	SAC: 0	3B: 0	DP: 1	HR: 1	HBP: 0	WP: 0	PA: 37
--------------	------	------	------	------	------	------	------	------	------	------	------	------	------	------	------	------	------	------	------	------	------	------	------	------	------	------	------	------	------	------	------	------	------	------	------	------	------	------	------	------	------	------	------	------	------	-------	-------	-------	--------	-------	-------	-------	--------	-------	--------

PITCHER	IP	WLS	BF	H	R	ER	SO	BB	IBB	HBP	BLK	WP	HR	S	P	ERA	WHIP
Sammy Ellis, R (1, 1) ERA: 3.79	9.0	W	37	8	2	2	3	3	0	0	0	0	1	40	52	2.00	1.222

Batter	1	2	3	4	5	6	7	8	9	AB R H RBI BB SO LOB	TOP											
Pete Rose, S (1, 4) OBP: 0.382, SLG: 0.447	0-0 1-3		0-0 G3-6-3		0-0 5-3			0-0 1B 1-3 1B	0-0 4-3	5 1 1 0 0 0 3												
Art Shamsky, L (1, 9) OBP: 0.337, SLG: 0.436 Tony Perez, R (8, PH) OBP: 0.316, SLG: 0.471	4-0 1B BB		4-0 2B BB			0-0 4-3		0-3 K		1 0 0 0 2 0 0 1 0 0 0 0 1 2												
Vada Pinson, L (1, 8) OBP: 0.351, SLG: 0.486	0-0 1-2 1B		0-0 1-3 2B			0-0 5-3		0-0 E 1-3 1B		4 0 3 1 0 0 0												
Frank Robinson, R (1, 7) OBP: 0.384, SLG: 0.541	0-0 G6-4-3 1-2f		0-0 F4			0-0 F7		0-0 E6 1-3 3-H 1B		4 0 1 1 0 0 4												
Gordy Coleman, L (1, 3) OBP: 0.348, SLG: 0.489 Tommy Harper, R (8, 7) OBP: 0.343, SLG: 0.396		0-0 4-3		0-0 1-3			0-0 F2	0-0 4-3		4 0 0 0 0 0 2 0 0 0 0 0 0 0												
Deron Johnson, R (1, 5) OBP: 0.339, SLG: 0.516		0-0 F7		0-0 1-3			0-3 K		0-0 6-3	4 0 0 0 0 1 0												
Johnny Edwards, L (1, 2) OBP: 0.351, SLG: 0.473		0-0 E3		0-0 G3			0-0 6-3		0-0 G1	4 0 0 0 0 0 0												
Leo Cardenas, R (1, 6) OBP: 0.355, SLG: 0.426		0-0 4-3			0-3 K			0-0 1B 1B	0-0 1B 1B	4 1 2 0 0 1 1												
Jim O'Toole, S (1, 1) OBP: 0.146, SLG: 0.089 Dom Zanni, R (8, PH) Mel Queen, L (8, PH) Joey Jay, S (8, 1) Don Pavlitch, R (9, PH) Tommy Helms, R (9, PR) OBP: 0.078, SLG: 0.061 OBP: 0.392, SLG: 0.516 OBP: 0.476, SLG: 0.579			0-0 G3-6-3 1B		0-0 1-3			0-0 F8	0-0 1B	2 0 1 0 0 0 0 0 0 0 0 0 0 0 1 0 0 0 0 0 1 0 0 0 0 0 0 0 1 0 1 0 0 0 0 0 0 0 0 0 0 0												
Inning Stats	R: 0 E: 0 K: 0 S: 3	H: 1 LOB: 1 BB: 1 P: 7	R: 0 E: 1 K: 0 S: 4	H: 0 LOB: 1 BB: 0 P: 4	R: 0 E: 0 K: 0 S: 4	H: 2 LOB: 2 BB: 1 P: 8	R: 0 E: 0 K: 0 S: 3	H: 0 LOB: 0 BB: 0 P: 3	R: 0 E: 0 K: 1 S: 5	H: 0 LOB: 0 BB: 0 P: 5	R: 0 E: 0 K: 0 S: 3	H: 0 LOB: 0 BB: 0 P: 3	R: 0 E: 0 K: 1 S: 5	H: 0 LOB: 0 BB: 0 P: 5	R: 2 E: 1 K: 1 S: 9	H: 4 LOB: 2 BB: 0 P: 9	R: 0 E: 0 K: 0 S: 5	H: 2 LOB: 2 BB: 0 P: 5	1B: 8 2B: 1 3B: 0 HR: 0	SF: 0 SAC: 0 DP: 2 HBP: 0	WP: 0 PB: 0 SB: 0 CS: 0	PA: 37
PITCHER	IP WLS BF H R ER SO BB IBB HBP BLK WP HR S P ERA WHIP																					
Ron Herbel, R (1, 1) ERA: 3.85	7.1 W 28 5 2 2 2 2 2 0 0 0 0 0 30 38 2.46 0.955																					
Bill Henry, L (8, 1) ERA: 3.26	0.0 0																					
Frank Linzy, R (8, 1) ERA: 1.43	1.1 S 7 3 0 0 0 0 0 0 0 0 0 0 0 7 7 0.00 2.250																					

Cincinnati Reds @ San Francisco Giants
 Candlestick Park, San Francisco, CA
 Sat Oct 02 1965, 6:33 AM EDT
 Att. 28,052 - Unknown

livebaseballscorecards.com

AB	35
R	2
H	9
RBI	2
BB	2
SO	3
LOB	13



Batter	1	2	3	4	5	6	7	8	9
Tito Fuentes, S OBP: 0.269, SLG: 0.222 (1, 6)	0-0 5-3		0-0 6-3		0-3 K		4-0 1B BB	0-0 FC5-4	
Willie McCovey, L OBP: 0.381, SLG: 0.539 (1, 3) Orlando Cepeda, R OBP: 0.225, SLG: 0.294 (4, 3) Bob Burda, L OBP: 0.235, SLG: 0.111 (7, 3)	0-0 P6		0-0 F8		0-3 K		0-0 1B		
Willie Mays, R OBP: 0.398, SLG: 0.645 (1, 8) Ken Henderson, S OBP: 0.277, SLG: 0.233 (5, 8)	0-0 F8			0-0 HR	0-3 K		0-0 1B		
Jim Ray Hart, R OBP: 0.349, SLG: 0.487 (1, 7)		0-0 1B 3B 1B		0-0 FC1-4 1B 2B		0-0 3B	0-0 F9		
Jesus Alou, R OBP: 0.317, SLG: 0.398 (1, 9) Matty Alou, L OBP: 0.274, SLG: 0.299 (4, PR) (5, 9)		0-0 G4-6-3 1B		1-0 FC1-4 HBP		0-0 L1	0-3 K		
Jim Davenport, R OBP: 0.304, SLG: 0.369 (1, 5)		0-0 G4-6-3		0-3 K		0-0 L6	0-0 5-3		
Hal Lanier, R OBP: 0.256, SLG: 0.289 (1, 4)		0-0 3B		0-0 FC1-4 1B		0-0 6-3	0-0 F6		
Bob Barton, R OBP: 0.571, SLG: 0.571 (1, 2)		0-0 1-3		0-0 1B		0-0 1B 1B	0-0 FC5-4 1B		
Dick Estelle, S OBP: 0.196, SLG: 0.222 (1, 1) Bobby Bolin, R (4, 1)			0-0 F9		0-0 1-3		0-0 1B 1B	0-0 F7	

Inning Stats	R: 0	H: 0	E: 0	K: 0	S: 3	R: 1	H: 3	E: 0	K: 0	S: 5	R: 0	H: 0	E: 0	K: 0	S: 3	R: 2	H: 3	E: 0	K: 1	S: 8	R: 0	H: 0	E: 0	K: 3	S: 9	R: 0	H: 1	E: 0	K: 0	S: 4	R: 3	H: 3	E: 1	K: 1	S: 9	R: 0	H: 1	E: 0	K: 0	S: 4
	0	0	0	0	3	1	3	0	0	5	0	0	0	0	3	2	3	0	1	8	0	0	0	0	9	0	1	0	0	4	3	3	1	9	0	1	0	0	4	

PITCHER	IP	WLS	BF	H	R	ER	SO	BB	IBB	HBP	BLK	WP	HR	S	P	ERA	WHIP
Billy McCool, L ERA: 4.27 (1, 1)	6.0	L	30	10	6	5	4	1	0	1	0	0	1	36	41	7.50	1.833
Dom Zanni, R ERA: 1.35 (7, 1)	1.0		3	0	0	0	1	0	0	0	0	0	0	5	5	0.00	0.000
Ted Davidson, L ERA: 2.23 (8, 1)	1.0		4	1	0	0	0	0	0	0	0	0	0	4	4	0.00	1.000

BOTTOM

Cincinnati Reds @ San Francisco Giants
Candlestick Park, San Francisco, CA

Sun Oct 03 1965, 6:33 AM EDT
Att. 39,489 - Unknown

AB	R	H	RBI	BB	SO	LOB
4	1	0	0	1	1	1
2	0	0	0	0	0	0
1	0	0	0	0	1	0
1	0	0	0	0	0	2
2	1	1	1	0	0	0
2	0	1	2	0	1	0
4	2	3	0	0	0	2
1	0	1	0	0	0	0
2	0	0	0	0	1	3
4	0	0	0	0	1	7
4	0	1	1	0	0	3
4	1	3	1	0	0	1
1	0	0	0	0	0	0
3	1	1	0	0	0	3

AB	35
R	6
H	11
RBI	5
BB	1
SO	5
LOB	22

livebaseballscorecards.com

GIANTS

WP	PA
0	37