

**San Francisco Giants - 1966**

| Batter   | 1   | 2   | 3   | 4   | 5   | 6   | 7   | 8   | 9   | AB R H RBI BB SO LOB                                       | TOP                                     |
|--|---|---|---|---|---|---|---|---|---|--|---|
| Ty Cline, L (1, 8) X                                 | 0-0 F5  |   |   | X 0-0 L9  |   |   | X 0-0 L3<br>2B G3                                   | X 0-0 L4-3  |   | 4 1 0 0 0 0 2  |   |
| Glenn Beckert, R (1, 4) X<br>OBP: 0.250, SLG: 0.500  | 0-0 1-3   |   | X 0-0 5-3   |   |   | X 0-0 G3<br>1-3 2B                                  |   | X 0-0 F7  |   | 4 0 1 0 0 0 0  |   |
| Billy Williams, L (1, 9) X<br>OBP: 0.250, SLG: 0.250 | 0-0 F9  |   | X 0-0 3-1   |   |   | X 0-0 G3<br>2-3 3-H                                 |   | X 0-0 1B  |   | 4 0 1 1 0 0 1  |   |
| Ron Santo, R (1, 5)                                  |   | X 0-0 F7  |   | S 0-3 K   |   | S 0-3 K   |   | X 0-0 F7  |   | 4 0 0 0 0 2 2  |   |
| George Altman, L (1, 7)                              |   | S 0-3 K   |   | S 0-3 K   |   | X 0-0 F4  |   | X 0-0 6-3   |   | 4 0 0 0 0 2 2  |   |
| 14 Ernie Banks, R (1, 3)                             |   | X 0-0 F8  |   | X 0-0 6-3   |   |   | X 0-0 E6<br>1B                                      |   |   | 3 0 0 0 0 0 0  |   |
| Randy Hundley, R (1, 2)<br>OBP: 0.333, SLG: 0.333    |   |   | X 0-0 F5  |   | X 0-0 F9  |   | X 0-0 1B  |   |   | 3 0 1 0 0 0 0  |   |
| Don Kessinger, S (1, 6)                              |   |   | X 0-0 F9  |   | S 0-3 K   |   | X 0-0 F8  |   |   | 2 0 0 0 0 1 0  |   |
| Jimmy Stewart, S (8, PH) (8, 6)                      |   |   | S 0-3 K   |   | S 0-3 K   |   | X 0-3 K   |   |   | 1 0 0 0 0 0 2  |   |
| Larry Jackson, R (1, 1)                              |   |   | S 0-3 K   |   |   |   |   | X 0-3 K   |   | 1 0 0 0 0 0 1 0  |   |
| Bill Hands, R (4, 1)                                 |   |   |   |   |   |   |   |   |   | 0 0 0 0 0 0 0 0  |   |
| Roberto Pena, R (6, PH)                              |   |   |   |   |   |   |   |   |   | 1 0 0 0 0 0 1 0  |   |
| Bill Faul, R (6, 1)                                  |   |   |   |   |   |   |   |   |   | 0 0 0 0 0 0 0 0  |   |
| Wes Covington, L (8, PH)                             |   |   |   |   |   |   |   |   |   | 1 0 0 0 0 0 1 2  |   |
| Billy Hoelt, L (8, 1)                                |   |   |   |   |   |   |   |   |   | 0 0 0 0 0 0 0 0  |   |
| <b>Inning Stats</b>                                  | R: 0 H: 0<br>E: 0 LOB: 0<br>K: 0 BB: 0<br>S: 3 P: 3   | R: 0 H: 0<br>E: 0 LOB: 0<br>K: 1 BB: 0<br>S: 5 P: 5 | R: 0 H: 0<br>E: 0 LOB: 0<br>K: 1 BB: 0<br>S: 5 P: 5 | R: 0 H: 0<br>E: 0 LOB: 0<br>K: 0 BB: 0<br>S: 3 P: 3 | R: 0 H: 0<br>E: 0 LOB: 0<br>K: 2 BB: 0<br>S: 7 P: 7 | R: 0 H: 0<br>E: 0 LOB: 0<br>K: 2 BB: 0<br>S: 7 P: 7 | R: 1 H: 1<br>E: 1 LOB: 1<br>K: 1 BB: 0<br>S: 7 P: 7 | R: 0 H: 1<br>E: 1 LOB: 2<br>K: 1 BB: 0<br>S: 7 P: 7 | R: 0 H: 1<br>E: 0 LOB: 1<br>K: 0 BB: 0<br>S: 4 P: 4 | 1B: 2 SF: 0<br>2B: 1 SAC: 0<br>3B: 0 DP: 0<br>HR: 0 HBP: 0 | WP: 0 PA: 32<br>PB: 0<br>SB: 0<br>CS: 0 |
| <b>PITCHER</b><br>Juan Marichal, R (1, 1)<br>ERA:    | IP WLS BF H R ER SO BB IBB HBP BLK WP HR S P ERA WHIP |   |   |   |   |   |   |   |   |  |   |
|  | 9.0 W 32 3 1 0 8 0 0 0 0 0 0 0 48 48 0.00 0.333       |   |   |   |   |   |   |   |   |  |   |

Chicago Cubs @ San Francisco Giants  
 Candlestick Park, San Francisco, CA  
 Tue Apr 12 1966, 9:05 PM EST  
 Att. 40,960 - Unknown

livebaseballscorecards.com

|     |    |
|-----|----|
| AB  | 32 |
| R   | 1  |
| H   | 3  |
| RBI | 1  |
| BB  | 0  |
| SO  | 8  |
| LOB | 11 |



| Batter  | 1          | 2          | 3                  | 4                                   | 5          | 6                   | 7                      | 8         | 9 |
|---|------------|------------|--------------------|-------------------------------------|------------|---------------------|------------------------|-----------|---|
| Hal Lanier, R<br>OBP: 0.200, SLG: 0.400 (1, 4)                              | 0-0<br>F7  |            | 0-0<br>2-3         | 0-0<br>1-3<br>3-H<br>2B             |            |                     | 0-0<br>1-3             | 0-0<br>F4 |   |
| Len Gabrielson, L<br>OBP: 0.500, SLG: 1.250 (1, 7)<br>Don Landrum, L (8, 7) | 0-0<br>4-3 |            |                    | 0-0<br>HR<br>1B                     |            |                     | 0-0<br>HR              |           |   |
| Willie Mays, R<br>OBP: 0.250, SLG: 1.000 (1, 8)                             | 0-0<br>1-3 |            |                    | 0-0<br>HR                           |            |                     | 0-0<br>5-3             |           |   |
| Willie McCovey, L (1, 3)  |            | 0-0<br>F6  |                    | 4-0<br>1B<br>1B<br>BB               | 0-0<br>4-3 |                     | 0-3<br>K               |           |   |
| Jim Ray Hart, R<br>OBP: 0.500, SLG: 0.500 (1, 5)                            |            | 0-0<br>5-3 |                    | 0-0<br>1-2<br>1B<br>1B              | 0-0<br>6-3 |                     | 0-0<br>1B<br>E<br>1B   |           |   |
| Jesus Alou, R<br>OBP: 0.500, SLG: 0.500 (1, 9)<br>Ollie Brown, R (9, 9)     |            | 0-0<br>6-3 |                    | 0-0<br>1-2<br>2-H<br>1B<br>1B       | 0-0<br>6-3 |                     | 0-0<br>1-3<br>2B<br>1B |           |   |
| Tom Haller, L<br>OBP: 0.500, SLG: 0.500 (1, 2)                              |            |            | 0-3<br>K           | 0-0<br>1-2<br>2-H<br>1B<br>2B<br>1B |            | 0-0<br>G5-4-3<br>1B | 0-0<br>E3<br>2B        |           |   |
| Tito Fuentes, S<br>OBP: 0.500, SLG: 0.750 (1, 6)                            |            |            | 0-0<br>SH1-4<br>1B | 0-0<br>F6                           |            | 0-0<br>G5-4-3       | 0-0<br>L5-4<br>2B      |           |   |
| Juan Marichal, R<br>OBP: 0.333, SLG: 0.333 (1, 1)                           |            |            | 0-0<br>SH1-4       | 0-0<br>2B<br>1-3<br>2-H<br>1B       |            | 0-3<br>K            | 0-0<br>L5-4            |           |   |

| Inning Stats | R: 0   | H: 0  | E: 0 | K: 3   | S: 3  | R: 0 | H: 0   | E: 0  | K: 3 | S: 3   | R: 0  | H: 1   | E: 0  | K: 1 | S: 6   | R: 6  | H: 7   | E: 0  | K: 1 | S: 12  | R: 0  | H: 0   | E: 0  | K: 3 | S: 3   | R: 0  | H: 1 | E: 0   | K: 1  | S: 5   | R: 1  | H: 1 | E: 0   | K: 1   | S: 6  | R: 2   | H: 3 | E: 1 | K: 0 | S: 6 |
|--------------|--------|-------|------|--------|-------|------|--------|-------|------|--------|-------|--------|-------|------|--------|-------|--------|-------|------|--------|-------|--------|-------|------|--------|-------|------|--------|-------|--------|-------|------|--------|--------|-------|--------|------|------|------|------|
|              | LOB: 0 | BB: 0 | P: 3 | LOB: 0 | BB: 0 | P: 3 | LOB: 1 | BB: 0 | P: 6 | LOB: 2 | BB: 1 | LOB: 0 | BB: 0 | P: 3 | LOB: 0 | BB: 0 | LOB: 0 | BB: 0 | P: 5 | LOB: 0 | BB: 0 | LOB: 0 | BB: 0 | P: 6 | LOB: 1 | BB: 0 | P: 6 | LOB: 0 | BB: 0 | LOB: 0 | BB: 0 | P: 6 | LOB: 1 | SAC: 1 | DP: 2 | HBP: 0 |      |      |      |      |

| PITCHER                              | IP  | WLS | BF | H | R | ER | SO | BB | IBB | HBP | BLK | WP | HR | S  | P  | ERA   | WHIP  |
|--------------------------------------|-----|-----|----|---|---|----|----|----|-----|-----|-----|----|----|----|----|-------|-------|
| Larry Jackson, R<br>ERA: 18.0 (1, 1) | 3.0 | L   | 16 | 6 | 6 | 6  | 1  | 1  | 0   | 0   | 0   | 0  | 1  | 17 | 21 | 18.00 | 2.333 |
| Bill Hands, R<br>ERA: (4, 1)         | 2.0 |     | 8  | 2 | 0 | 0  | 1  | 0  | 0   | 0   | 0   | 0  | 0  | 10 | 10 | 0.00  | 1.000 |
| Bill Faul, R<br>ERA: 4.5 (6, 1)      | 2.0 |     | 7  | 2 | 1 | 1  | 2  | 0  | 0   | 0   | 0   | 0  | 1  | 11 | 11 | 4.50  | 1.000 |
| Billy Hoelt, L<br>ERA: 18.0 (8, 1)   | 1.0 |     | 6  | 3 | 2 | 2  | 0  | 0  | 0   | 0   | 0   | 0  | 0  | 6  | 6  | 18.00 | 3.000 |

**BOTTOM**

**Chicago Cubs @ San Francisco Giants**  
Candlestick Park, San Francisco, CA  
Tue Apr 12 1966, 9:05 PM EST  
Att. 40,960 - Unknown

livebaseballscorecards.com

|     |    |
|-----|----|
| AB  | 35 |
| R   | 9  |
| H   | 13 |
| RBI | 9  |
| BB  | 1  |
| SO  | 4  |
| LOB | 12 |



|       |        |       |        |
|-------|--------|-------|--------|
| 1B: 9 | SF: 0  | WP: 0 | PA: 37 |
| 2B: 3 | SAC: 1 | PB: 0 |        |
| 3B: 0 | DP: 2  | SB: 0 |        |
| HR: 2 | HBP: 0 | CS: 0 |        |

| PITCHER                              | IP  | WLS | BF | H | R | ER | SO | BB | IBB | HBP | BLK | WP | HR | S  | P  | ERA   | WHIP  |
|--------------------------------------|-----|-----|----|---|---|----|----|----|-----|-----|-----|----|----|----|----|-------|-------|
| Larry Jackson, R<br>ERA: 18.0 (1, 1) | 3.0 | L   | 16 | 6 | 6 | 6  | 1  | 1  | 0   | 0   | 0   | 0  | 1  | 17 | 21 | 18.00 | 2.333 |
| Bill Hands, R<br>ERA: (4, 1)         | 2.0 |     | 8  | 2 | 0 | 0  | 1  | 0  | 0   | 0   | 0   | 0  | 0  | 10 | 10 | 0.00  | 1.000 |
| Bill Faul, R<br>ERA: 4.5 (6, 1)      | 2.0 |     | 7  | 2 | 1 | 1  | 2  | 0  | 0   | 0   | 0   | 0  | 1  | 11 | 11 | 4.50  | 1.000 |
| Billy Hoelt, L<br>ERA: 18.0 (8, 1)   | 1.0 |     | 6  | 3 | 2 | 2  | 0  | 0  | 0   | 0   | 0   | 0  | 0  | 6  | 6  | 18.00 | 3.000 |

| Batter   | 1                            | 2                               | 3                            | 4                               | 5                             | 6                                | 7                            | 8                               | 9                            | AB R H RBI BB SO LOB                            | TOP  |                              |                                 |                              |                                 |                              |                                 |                              |                                 |                                  |                                    |                                  |        |    |   |   |     |      |  |  |  |
|--|------------------------------|---------------------------------|------------------------------|---------------------------------|-------------------------------|----------------------------------|------------------------------|---------------------------------|------------------------------|---|--|------------------------------|---------------------------------|------------------------------|---------------------------------|------------------------------|---------------------------------|------------------------------|---------------------------------|----------------------------------|------------------------------------|----------------------------------|--------|----|---|---|-----|------|--|--|--|
| Carl Warwick, R (1, 8)<br>Ty Cline, L (8, PH) (8, 8)   | 0-3<br>K                     |                                 | 0-3<br>K                     |                                 |                               | 0-0<br>5-3                       |                              | 0-3<br>K                        |                              | 3 0 0 0 0 2 1<br>1 0 0 0 0 1 1                  | <b>Chicago Cubs @ San Francisco Giants</b><br>Candlestick Park, San Francisco, CA<br>Wed Apr 13 1966, 9:05 PM EST<br>Att. 12,631 - Unknown<br><a href="http://livebaseballscorecards.com">livebaseballscorecards.com</a> |                              |                                 |                              |                                 |                              |                                 |                              |                                 |                                  |                                    |                                  |        |    |   |   |     |      |  |  |  |
| Glenn Beckert, R (1, 4)<br>OBP: 0.250, SLG: 0.286  | 0-3<br>K                     |                                 | 1-0<br>HBP                   |                                 |                               | 0-0<br>F6                        |                              | 0-0<br>F8                       |                              | 3 0 0 0 0 1 1                                   |  |                              |                                 |                              |                                 |                              |                                 |                              |                                 |                                  |                                    |                                  |        |    |   |   |     |      |  |  |  |
| Billy Williams, L (1, 9)<br>OBP: 0.125, SLG: 0.125   | 0-3<br>K                     |                                 | 0-3<br>K                     |                                 |                               | 0-0<br>G3                        |                              |                                 | 0-0<br>F4                    | 4 0 0 0 0 2 2                                   |  |                              |                                 |                              |                                 |                              |                                 |                              |                                 |                                  |                                    |                                  |        |    |   |   |     |      |  |  |  |
| Ron Santo, R (1, 5)  |                              | 0-0<br>F8                       |                              | 0-0<br>F2                       |                               | 0-0<br>F2                        |                              |                                 | 0-0<br>6-3                   | 4 0 0 0 0 0 0                                   |  |                              |                                 |                              |                                 |                              |                                 |                              |                                 |                                  |                                    |                                  |        |    |   |   |     |      |  |  |  |
| George Altman, L (1, 7)<br>OBP: 0.125, SLG: 0.125  |                              | 0-0<br>1B                       |                              | 0-0<br>F6                       |                               | 0-0<br>F9                        |                              |                                 | 0-0<br>F7                    | 4 0 1 0 0 0 0                                   |  |                              |                                 |                              |                                 |                              |                                 |                              |                                 |                                  |                                    |                                  |        |    |   |   |     |      |  |  |  |
| 14 Ernie Banks, R (1, 3)<br>OBP: 0.167, SLG: 0.333   |                              | 0-0<br>F4                       |                              | 0-0<br>F6                       |                               | 0-0<br>2B                        |                              |                                 |                              | 3 0 1 0 0 0 1                                   |  |                              |                                 |                              |                                 |                              |                                 |                              |                                 |                                  |                                    |                                  |        |    |   |   |     |      |  |  |  |
| Randy Hundley, R (1, 2)<br>OBP: 0.167, SLG: 0.167  |                              | 0-0<br>G3                       |                              |                                 | 0-0<br>1-3                    |                                  | 0-0<br>1-3                   |                                 |                              | 3 0 0 0 0 0 2                                   |  |                              |                                 |                              |                                 |                              |                                 |                              |                                 |                                  |                                    |                                  |        |    |   |   |     |      |  |  |  |
| Don Kessinger, S (1, 6)<br>OBP: 0.250, SLG: 0.250<br>Jimmy Stewart, S (8, PH) (8, 6)<br>OBP: 0.500, SLG: 1.500 |                              |                                 | 0-0<br>WP<br>1B              |                                 | 0-0<br>F8                     |                                  |                              | 0-0<br>3B                       |                              | 2 0 1 0 0 0 0<br>1 0 1 0 0 0 0                  |  |                              |                                 |                              |                                 |                              |                                 |                              |                                 |                                  |                                    |                                  |        |    |   |   |     |      |  |  |  |
| Ernie Broglio, R (1, 1)<br>Wes Covington, L (8, PH)<br>Cal Koonce, R (8, 1)                                    |                              | 0-3<br>K                        | 0-3<br>K                     |                                 | 0-3<br>K                      |                                  |                              | 0-3<br>K                        |                              | 2 0 0 0 0 2 1<br>1 0 0 0 0 1 1<br>0 0 0 0 0 0 0 |  |                              |                                 |                              |                                 |                              |                                 |                              |                                 |                                  |                                    |                                  |        |    |   |   |     |      |  |  |  |
| <b>Inning Stats</b>  | R: 0<br>E: 0<br>K: 3<br>S: 9 | H: 0<br>LOB: 0<br>BB: 0<br>P: 9 | R: 0<br>E: 0<br>K: 0<br>S: 4 | H: 1<br>LOB: 1<br>BB: 0<br>P: 4 | R: 0<br>E: 0<br>K: 3<br>S: 10 | H: 1<br>LOB: 2<br>BB: 0<br>P: 11 | R: 0<br>E: 0<br>K: 0<br>S: 3 | H: 0<br>LOB: 0<br>BB: 0<br>P: 3 | R: 0<br>E: 0<br>K: 1<br>S: 5 | H: 0<br>LOB: 0<br>BB: 0<br>P: 5                 |  | R: 0<br>E: 0<br>K: 0<br>S: 3 | H: 0<br>LOB: 0<br>BB: 0<br>P: 3 | R: 0<br>E: 0<br>K: 0<br>S: 4 | H: 1<br>LOB: 1<br>BB: 0<br>P: 4 | R: 0<br>E: 0<br>K: 2<br>S: 8 | H: 1<br>LOB: 1<br>BB: 0<br>P: 8 | R: 0<br>E: 0<br>K: 0<br>S: 3 | H: 0<br>LOB: 0<br>BB: 0<br>P: 3 | 1B: 2<br>2B: 1<br>3B: 1<br>HR: 0 | SF: 0<br>SAC: 0<br>DP: 0<br>HBP: 1 | WP: 1<br>PB: 0<br>SB: 0<br>CS: 0 | PA: 32 |    |   |   |     |      |  |  |  |
| <b>PITCHER</b><br>Bobby Bolin, R (1, 1)<br>ERA:  | IP<br>9.0                    | WLS<br>W                        | BF<br>32                     | H<br>4                          | R<br>0                        | ER<br>0                          | SO<br>9                      | BB<br>0                         | IBB<br>0                     | HBP<br>1  | BLK<br>0   | WP<br>1                      | HR<br>0                         | S<br>49                      | P<br>50                         | ERA<br>0.00                  | WHIP<br>0.444                   |                              |                                 |                                  |                                    |                                  |        |    |   |   |     |      |  |  |  |
|  |                              |                                 |                              |                                 |                               |                                  |                              |                                 |                              |   | <b>PITCHER</b>   | IP                           | WLS                             | BF                           | H                               | R                            | ER                              | SO                           | BB                              | IBB                              | HBP                                | BLK                              | WP     | HR | S | P | ERA | WHIP |  |  |  |

**Chicago Cubs @ San Francisco Giants**  
 Candlestick Park, San Francisco, CA

Wed Apr 13 1966, 9:05 PM EST  
 Att. 12,631 - Unknown

|     |    |
|-----|----|
| AB  | 31 |
| R   | 0  |
| H   | 4  |
| RBI | 0  |
| BB  | 0  |
| SO  | 9  |
| LOB | 10 |



| Batter   | 1                             | 2                           | 3                             | 4                    | 5                | 6                  | 7                    | 8 | 9 | AB | R | H | RBI | BB | SO | LOB |
|--|-------------------------------|-----------------------------|-------------------------------|----------------------|------------------|--------------------|----------------------|---|---|----|---|---|-----|----|----|-----|
| Hal Lanier, R<br>OBP: 0.222, SLG: 0.333 (1, 4)     | 0-0<br>BB<br>1B               | 0-0<br>FC1-5<br>1-2<br>2-3f |                               | 0-0<br>F8            |                  | 0-0<br>F8          |                      |   |   | 4  | 1 | 1 | 0   | 0  | 0  | 2   |
| Len Gabrielson, L<br>OBP: 0.500, SLG: 0.833 (1, 7) | 4-0<br>1B<br>1-2<br>BB        | 0-0<br>3-1                  |                               | 4-0<br>FC1-6<br>BB   |                  | 0-0<br>F2          |                      |   |   | 2  | 0 | 0 | 0   | 2  | 0  | 2   |
| Willie Mays, R<br>OBP: 0.250, SLG: 0.571 (1, 8)    | 0-0<br>F7                     |                             | 4-0<br>S<br>1B<br>BB          | 0-0<br>FC1-6<br>1-2f |                  | 0-0<br>F2          |                      |   |   | 3  | 0 | 0 | 0   | 1  | 0  | 3   |
| Willie McCovey, L<br>OBP: 0.500, SLG: 0.200 (1, 3) | 0-0<br>F2<br>1-3<br>2-H<br>1B |                             | 4-0<br>WP<br>1B<br>SF7<br>BB  | 0-0<br>4-3           |                  | 4-0<br>FC6-4<br>BB |                      |   |   | 2  | 1 | 1 | 1   | 2  | 0  | 1   |
| Jim Ray Hart, R<br>OBP: 0.375, SLG: 0.375 (1, 5)   | 0-0<br>F2<br>1-2              |                             | 0-0<br>WP<br>1B<br>1B         |                      | 0-0<br>F5        |                    | 0-0<br>FC6-4<br>1-2f |   |   | 4  | 1 | 1 | 0   | 0  | 0  | 3   |
| Jesus Alou, R<br>OBP: 0.375, SLG: 0.571 (1, 9)     | 0-0<br>F7                     |                             | 0-0<br>SF7<br>1-2<br>2-H      |                      | 0-0<br>G3<br>2B  |                    | 0-0<br>1-3           |   |   | 3  | 0 | 1 | 1   | 0  | 0  | 3   |
| Tom Haller, L<br>OBP: 0.500, SLG: 0.571 (1, 2)     |                               | 0-0<br>FC1-5<br>2B          | 4-0<br>1B<br>E<br>IBB         |                      | 0-0<br>G3<br>2-3 |                    | 0-0<br>L8            |   |   | 3  | 1 | 1 | 0   | 1  | 0  | 1   |
| Tito Fuentes, S<br>OBP: 0.375, SLG: 0.500 (1, 6)   |                               | 0-3<br>K<br>S               | 0-0<br>E7<br>1-H<br>2-H<br>1B |                      | 0-0<br>1-3       |                    | 0-0<br>1-3           |   |   | 4  | 0 | 1 | 1   | 0  | 1  | 2   |
| Bobby Bolin, R<br>(1, 1)                           |                               | 4-0<br>FC1-5<br>BB          | 0-0<br>F3                     |                      | 0-0<br>F9        |                    | 0-0<br>1-3           |   |   | 3  | 0 | 0 | 0   | 1  | 0  | 1   |

| Inning Stats | R: 1  | H: 2  | E: 0  | LOB: 2 | K: 0  | S: 5  | P: 9  | R: 0  | H: 1  | E: 0  | LOB: 2 | K: 1  | S: 6  | P: 10 | R: 3  | H: 2  | E: 1  | LOB: 1 | K: 0  | S: 4  | P: 16 | R: 0  | H: 0  | E: 0  | LOB: 1 | K: 0  | S: 3  | P: 7  | R: 0  | H: 1  | E: 0  | LOB: 1 | K: 0  | S: 4  | P: 4  | R: 0  | H: 0  | E: 0  | LOB: 0 | K: 0  | S: 3  | P: 3  | R: 0  | H: 0  | E: 0  | LOB: 1 | K: 0  | S: 3  | P: 7  | R: 0 | H: 0 | E: 0 | LOB: 0 | K: 0 | S: 3 | P: 3 |
|--------------|-------|-------|-------|--------|-------|-------|-------|-------|-------|-------|--------|-------|-------|-------|-------|-------|-------|--------|-------|-------|-------|-------|-------|-------|--------|-------|-------|-------|-------|-------|-------|--------|-------|-------|-------|-------|-------|-------|--------|-------|-------|-------|-------|-------|-------|--------|-------|-------|-------|------|------|------|--------|------|------|------|
|              | 1B: 4 | SF: 1 | 2B: 2 | SAC: 0 | 3B: 0 | DP: 0 | HR: 0 | 1B: 4 | SF: 1 | 2B: 2 | SAC: 0 | 3B: 0 | DP: 0 | HR: 0 | 1B: 4 | SF: 1 | 2B: 2 | SAC: 0 | 3B: 0 | DP: 0 | HR: 0 | 1B: 4 | SF: 1 | 2B: 2 | SAC: 0 | 3B: 0 | DP: 0 | HR: 0 | 1B: 4 | SF: 1 | 2B: 2 | SAC: 0 | 3B: 0 | DP: 0 | HR: 0 | 1B: 4 | SF: 1 | 2B: 2 | SAC: 0 | 3B: 0 | DP: 0 | HR: 0 | 1B: 4 | SF: 1 | 2B: 2 | SAC: 0 | 3B: 0 | DP: 0 | HR: 0 |      |      |      |        |      |      |      |

| PITCHER                              | IP  | WLS | BF | H | R | ER | SO | BB | IBB | HBP | BLK | WP | HR | S  | P  | ERA  | WHIP  |
|--------------------------------------|-----|-----|----|---|---|----|----|----|-----|-----|-----|----|----|----|----|------|-------|
| Ernie Broglio, R<br>ERA: 3.86 (1, 1) | 7.0 | L   | 33 | 6 | 4 | 3  | 1  | 6  | 1   | 0   | 0   | 1  | 0  | 28 | 56 | 3.86 | 1.714 |
| Cal Koonce, R<br>ERA: (8, 1)         | 1.0 |     | 3  | 0 | 0 | 0  | 0  | 0  | 0   | 0   | 0   | 0  | 0  | 3  | 3  | 0.00 | 0.000 |

**BOTTOM**


**Chicago Cubs @ San Francisco Giants**  
Candlestick Park, San Francisco, CA

Wed Apr 13 1966, 9:05 PM EST  
Att. 12,631 - Unknown

livebaseballscorecards.com

|     |    |
|-----|----|
| AB  | 28 |
| R   | 4  |
| H   | 6  |
| RBI | 3  |
| BB  | 7  |
| SO  | 1  |
| LOB | 18 |

WP: 1 PA: 36  
PB: 0 SB: 1  
CS: 0



| Batter  | 1                            | 2                               | 3                            | 4                               | 5                            | 6                               | 7                            | 8                               | 9                            | AB                              | R                            | H                               | RBI                          | BB                              | SO                           | LOB                              |                                   |                                    |                                  |        |  |
|---|------------------------------|---------------------------------|------------------------------|---------------------------------|------------------------------|---------------------------------|------------------------------|---------------------------------|------------------------------|---------------------------------|------------------------------|---------------------------------|------------------------------|---------------------------------|------------------------------|----------------------------------|-----------------------------------|------------------------------------|----------------------------------|--------|--|
| Glenn Beckert, R (1, 4)<br>OBP: 0.231, SLG: 0.250                               | 0-3<br>K                     | 0-0<br>F6                       |                              | 0-0<br>WP<br>1B                 |                              |                                 | 0-0<br>5-3                   | 0-0<br>FC5-4                    |                              | 5                               | 0                            | 1                               | 2                            | 0                               | 1                            | 1                                |                                   |                                    |                                  |        |  |
| George Altman, L (1, 7)<br>OBP: 0.154, SLG: 0.385<br>Carl Warwick, R (8, 7)     | 0-0<br>HR                    |                                 | 0-0<br>F9                    | 0-0<br>4-3                      |                              |                                 | 0-0<br>F8                    | 0-0<br>F7                       |                              | 5                               | 1                            | 1                               | 1                            | 0                               | 0                            | 2                                |                                   |                                    |                                  |        |  |
| Billy Williams, L (1, 9)<br>OBP: 0.385, SLG: 0.364                              | 0-0<br>F7                    |                                 | 0-0<br>14<br>1B              |                                 |                              |                                 | 4-0<br>WP<br>1B              |                                 | 0-0<br>1B                    | 3                               | 3                            | 2                               | 0                            | 2                               | 0                            | 0                                |                                   |                                    |                                  |        |  |
| Ron Santo, R (1, 5)<br>OBP: 0.231, SLG: 0.417                                   | 0-0<br>HR                    |                                 | 0-0<br>F6                    |                                 |                              |                                 | 0-0<br>FC5-4<br>14<br>1B     |                                 | 4-0<br>1B                    | 4                               | 1                            | 2                               | 2                            | 1                               | 0                            | 2                                |                                   |                                    |                                  |        |  |
| 14 Ernie Banks, R (1, 3)<br>OBP: 0.300, SLG: 0.400<br>John Boccabella, R (7, 3) | 0-0<br>1B                    |                                 | 0-0<br>1B                    |                                 |                              |                                 | 0-0<br>5-3                   |                                 | 0-0<br>FC6-4                 | 4                               | 0                            | 2                               | 0                            | 0                               | 0                            | 2                                |                                   |                                    |                                  |        |  |
| Ty Cline, L (1, 8)<br>OBP: 0.500, SLG: 0.500                                    | 0-0<br>1B                    |                                 | 0-0<br>1B                    |                                 |                              |                                 | 0-0<br>1B                    |                                 | 0-0<br>1B                    | 5                               | 2                            | 5                               | 2                            | 0                               | 0                            | 0                                |                                   |                                    |                                  |        |  |
| Randy Hundley, R (1, 2)<br>OBP: 0.182, SLG: 0.182                               | 0-0<br>F8                    |                                 |                              | 0-0<br>F6                       |                              |                                 | 0-0<br>3-1                   |                                 | 0-0<br>FC1-2                 | 5                               | 1                            | 1                               | 1                            | 0                               | 0                            | 4                                |                                   |                                    |                                  |        |  |
| Don Kessinger, S (1, 6)<br>OBP: 0.444, SLG: 0.375                               |                              | 0-0<br>5-3                      |                              | 4-0<br>SH1-4<br>1B              |                              |                                 | 0-3<br>K                     |                                 | 0-0<br>FC5-4                 | 4                               | 1                            | 2                               | 1                            | 1                               | 1                            | 0                                |                                   |                                    |                                  |        |  |
| Bob Buhl, R (1, 1)<br>Bill Hands, R (3, 1)<br>Ted Abernathy, R (7, 1)           |                              | 0-0<br>6-3                      |                              | 0-0<br>SH1-4                    |                              |                                 | 0-3<br>K                     |                                 | 0-3<br>K                     | 1                               | 0                            | 0                               | 0                            | 0                               | 0                            | 0                                |                                   |                                    |                                  |        |  |
|   |                              |                                 |                              | 1-2                             |                              |                                 |                              |                                 | 0-3<br>K                     | 1                               | 0                            | 0                               | 0                            | 0                               | 1                            | 0                                |                                   |                                    |                                  |        |  |
|   |                              |                                 |                              |                                 |                              |                                 |                              |                                 | 0-3<br>K                     | 2                               | 0                            | 0                               | 0                            | 0                               | 2                            | 4                                |                                   |                                    |                                  |        |  |
| <b>Inning Stats</b>   | R: 2<br>E: 0<br>K: 1<br>S: 9 | H: 4<br>LOB: 2<br>BB: 0<br>P: 9 | R: 0<br>E: 0<br>K: 0<br>S: 3 | H: 0<br>LOB: 0<br>BB: 0<br>P: 3 | R: 1<br>E: 0<br>K: 0<br>S: 5 | H: 3<br>LOB: 2<br>BB: 0<br>P: 5 | R: 1<br>E: 0<br>K: 0<br>S: 4 | H: 1<br>LOB: 1<br>BB: 1<br>P: 8 | R: 0<br>E: 0<br>K: 2<br>S: 7 | H: 0<br>LOB: 0<br>BB: 0<br>P: 7 | R: 1<br>E: 0<br>K: 0<br>S: 4 | H: 1<br>LOB: 1<br>BB: 1<br>P: 8 | R: 2<br>E: 0<br>K: 1<br>S: 8 | H: 3<br>LOB: 1<br>BB: 0<br>P: 8 | R: 2<br>E: 0<br>K: 1<br>S: 8 | H: 3<br>LOB: 2<br>BB: 1<br>P: 12 | 1B: 13<br>2B: 1<br>3B: 0<br>HR: 2 | SF: 0<br>SAC: 1<br>DP: 0<br>HBP: 0 | WP: 2<br>PB: 1<br>SB: 1<br>CS: 0 | PA: 45 |  |
| <b>PITCHER</b>  | IP                           | WLS                             | BF                           | H                               | R                            | ER                              | SO                           | BB                              | IBB                          | HBP                             | BLK                          | WP                              | HR                           | S                               | P                            | ERA                              | WHIP                              |                                    |                                  |        |  |
| Ron Herbel, R (1, 1)<br>ERA: 6.75   | 4.0                          |                                 | 21                           | 8                               | 4                            | 3                               | 1                            | 2                               | 0                            | 0                               | 0                            | 1                               | 2                            | 21                              | 29                           | 6.75                             | 2.500                             |                                    |                                  |        |  |
| Lindy McDaniel, R (5, 1)<br>ERA: 3.0  | 3.0                          | L                               | 11                           | 2                               | 1                            | 1                               | 2                            | 1                               | 0                            | 0                               | 0                            | 1                               | 0                            | 14                              | 18                           | 3.00                             | 1.000                             |                                    |                                  |        |  |
| Frank Linzy, R (8, 1)<br>ERA: 13.5  | 2.0                          |                                 | 13                           | 6                               | 4                            | 3                               | 2                            | 1                               | 0                            | 0                               | 0                            | 0                               | 0                            | 16                              | 20                           | 13.50                            | 3.500                             |                                    |                                  |        |  |

**Chicago Cubs @ San Francisco Giants**  
 Candlestick Park, San Francisco, CA  
 Thu Apr 14 1966, 6:33 AM EST  
 Att. 9,579 - Unknown

|     |    |
|-----|----|
| AB  | 40 |
| R   | 9  |
| H   | 16 |
| RBI | 9  |
| BB  | 4  |
| SO  | 5  |
| LOB | 17 |



| Batter   | 1                       | 2          | 3               | 4         | 5                   | 6             | 7                  | 8          | 9               | AB R H RBI BB SO LOB  |
|--|-------------------------|------------|-----------------|-----------|---------------------|---------------|--------------------|------------|-----------------|---|
| Hal Lanier, R (1, 4)<br>OBP: 0.333, SLG: 0.417<br>Orlando Cepeda, R (7, PH)<br>Jim Davenport, R (7, PR)<br>(8, 4)              | 0-0<br>BB<br>1B         |            | 0-0<br>F7       |           | 0-0<br>1B           |               | 1-0<br>HBP         |            | 4-0<br>BB       | 3 1 2 0 0 0 0<br>0 0 0 0 0 0 0<br>0 0 0 0 1 0 0                                   |
| Len Gabrielson, L (1, 7)<br>OBP: 0.462, SLG: 0.600   | 4-0<br>1B<br>SF8<br>BB  |            | 0-0<br>HR<br>1B |           | 0-3<br>K            |               | 0-3<br>K           |            | 0-3<br>K        | 4 2 1 0 1 3 5   |
| Willie Mays, R (1, 8)<br>OBP: 0.333, SLG: 0.818  | 0-0<br>5-3<br>SF8<br>1B |            | 0-0<br>HR       |           | 0-3<br>K            |               |                    | 0-0<br>1-3 |                 | 4 1 2 3 0 1 1   |
| Willie McCovey, L (1, 3)<br>OBP: 0.417, SLG: 0.143   | 0-0<br>SF8              |            | 0-0<br>4-3      |           | 0-3<br>K            |               |                    | 4-0<br>BB  |                 | 2 0 0 1 1 1 0   |
| Jim Ray Hart, R (1, 5)<br>OBP: 0.417, SLG: 0.417   | 0-0<br>5-3<br>2-3       |            | 0-0<br>CS<br>1B |           | 0-0<br>G6-4-3<br>1B |               |                    | 0-0<br>F5  |                 | 4 0 2 0 0 0 2   |
| Jesus Alou, R (1, 9)<br>OBP: 0.250, SLG: 0.364   | 0-0<br>1-3              |            | 0-0<br>CS       | 0-0<br>F9 |                     | 0-0<br>G6-4-3 |                    | 0-0<br>4-3 |                 | 4 0 0 0 0 0 3   |
| Tom Haller, L (1, 2)<br>OBP: 0.500, SLG: 0.500   |                         | 0-0<br>F9  |                 | 0-0<br>G3 |                     |               | 0-0<br>SH1-4<br>1B |            | 4-0<br>BB<br>BB | 3 0 1 0 1 0 0   |
| Tito Fuentes, S (1, 6)<br>OBP: 0.300, SLG: 0.400<br>Don Mason, L (9, PH)   |                         | 0-0<br>5-3 |                 | 0-0<br>F7 |                     |               | 0-0<br>SH1-4       |            | 0-3<br>K        | 2 0 0 0 0 0 0<br>1 0 0 0 0 1 1  |
| Ron Herbel, R (1, 1)<br>Lindy McDaniel, R (5, 1)<br>Don Landrum, L (7, PH)<br>Frank Linzy, R (8, 1)<br>Cap Peterson, R (9, PH) |                         | 0-3<br>K   |                 |           | 0-3<br>K            |               | 0-3<br>K           |            | 0-3<br>K        | 1 0 0 0 0 1 0<br>1 0 0 0 0 1 0<br>1 0 0 0 0 1 1<br>0 0 0 0 0 0 0<br>1 0 0 0 0 1 1 |

| Inning Stats | R: 2<br>E: 0<br>K: 0<br>S: 5 | H: 2<br>LOB: 1<br>BB: 1<br>P: 9 | R: 0<br>E: 0<br>K: 1<br>S: 5 | H: 0<br>LOB: 0<br>BB: 0<br>P: 5 | R: 2<br>E: 0<br>K: 0<br>S: 5 | H: 3<br>LOB: 0<br>BB: 0<br>P: 5 | R: 0<br>E: 0<br>K: 0<br>S: 3 | H: 0<br>LOB: 0<br>BB: 0<br>P: 3 | R: 0<br>E: 0<br>K: 3<br>S: 10 | H: 1<br>LOB: 1<br>BB: 0<br>P: 10 | R: 0<br>E: 0<br>K: 1<br>S: 5 | H: 1<br>LOB: 0<br>BB: 0<br>P: 5 | R: 0<br>E: 0<br>K: 2<br>S: 8 | H: 1<br>LOB: 2<br>BB: 0<br>P: 9 | R: 0<br>E: 0<br>K: 0<br>S: 3 | H: 0<br>LOB: 1<br>BB: 1<br>P: 7 | R: 0<br>E: 0<br>K: 3<br>S: 9 | H: 0<br>LOB: 2<br>BB: 2<br>P: 17 | 1B: 7<br>2B: 0<br>3B: 0<br>HR: 1 | SF: 1<br>SAC: 1<br>DP: 1<br>HBP: 1 |
|--------------|------------------------------|---------------------------------|------------------------------|---------------------------------|------------------------------|---------------------------------|------------------------------|---------------------------------|-------------------------------|----------------------------------|------------------------------|---------------------------------|------------------------------|---------------------------------|------------------------------|---------------------------------|------------------------------|----------------------------------|----------------------------------|------------------------------------|
|--------------|------------------------------|---------------------------------|------------------------------|---------------------------------|------------------------------|---------------------------------|------------------------------|---------------------------------|-------------------------------|----------------------------------|------------------------------|---------------------------------|------------------------------|---------------------------------|------------------------------|---------------------------------|------------------------------|----------------------------------|----------------------------------|------------------------------------|

| PITCHER                          | IP  | WLS | BF | H | R | ER | SO | BB | IBB | HBP | BLK | WP | HR | S  | P  | ERA   | WHIP  |
|----------------------------------|-----|-----|----|---|---|----|----|----|-----|-----|-----|----|----|----|----|-------|-------|
| Bob Buhl, R (1, 1)<br>ERA: 15.43 | 2.1 |     | 12 | 4 | 4 | 4  | 1  | 1  | 0   | 0   | 0   | 0  | 1  | 13 | 17 | 15.43 | 2.143 |
| Bill Hands, R (3, 1)<br>ERA:     | 4.1 | W   | 16 | 4 | 0 | 0  | 5  | 0  | 0   | 1   | 0   | 0  | 0  | 25 | 26 | 0.00  | 0.923 |
| Ted Abernathy, R (7, 1)<br>ERA:  | 2.1 | S   | 10 | 0 | 0 | 0  | 4  | 3  | 0   | 0   | 0   | 0  | 0  | 15 | 27 | 0.00  | 1.286 |


**BOTTOM**

**Chicago Cubs @ San Francisco Giants**  
Candlestick Park, San Francisco, CA

Thu Apr 14 1966, 6:33 AM EST  
Att. 9,579 - Unknown

|     |    |
|-----|----|
| AB  | 31 |
| R   | 4  |
| H   | 8  |
| RBI | 4  |
| BB  | 4  |
| SO  | 10 |
| LOB | 14 |

livebaseballscorecards.com



| Batter   | 1                            | 2                                | 3                            | 4                               | 5                            | 6                               | 7                            | 8                               | 9                            | AB                              | R                            | H                                | RBI                          | BB                              | SO                           | LOB                             | TOP                          |                                 |                                  |                                    |                                  |        |  |  |  |
|--|------------------------------|----------------------------------|------------------------------|---------------------------------|------------------------------|---------------------------------|------------------------------|---------------------------------|------------------------------|---------------------------------|------------------------------|----------------------------------|------------------------------|---------------------------------|------------------------------|---------------------------------|------------------------------|---------------------------------|----------------------------------|------------------------------------|----------------------------------|--------|--|--|--|
| Lee Mays, L (1, 7)<br>OBP: 0.063, SLG: 0.067<br>Greg Sims, S (5, 7)  | 0-0<br>F3                    | 0-0<br>4-3                       |                              |                                 | 0-0<br>4-3                   |                                 | 0-3<br>K                     |                                 |                              | 3                               | 0                            | 0                                | 0                            | 0                               | 0                            | 0                               |                              |                                 |                                  |                                    |                                  |        |  |  |  |
| Sonny Jackson, L (1, 6)<br>OBP: 0.235, SLG: 0.188  | 0-0<br>2B<br>1B              |                                  | 0-0<br>F5                    |                                 | 0-0<br>F8                    |                                 | 0-0<br>6-3                   |                                 |                              | 4                               | 1                            | 1                                | 0                            | 0                               | 0                            | 0                               |                              |                                 |                                  |                                    |                                  |        |  |  |  |
| Jimmy Wynn, R (1, 8)<br>OBP: 0.250, SLG: 0.533   | 0-3<br>K<br>1-2              |                                  | 0-0<br>1B                    |                                 | 0-0<br>6-3                   |                                 | 0-0<br>5-3                   |                                 |                              | 4                               | 0                            | 1                                | 0                            | 0                               | 1                            | 1                               |                              |                                 |                                  |                                    |                                  |        |  |  |  |
| Joe Morgan, L (1, 4)<br>OBP: 0.400, SLG: 0.643   | 0-0<br>BB<br>2-H<br>2B       |                                  | 0-0<br>F7                    |                                 | 0-3<br>K                     |                                 | 0-0<br>G3                    |                                 |                              | 4                               | 0                            | 1                                | 1                            | 0                               | 1                            | 1                               |                              |                                 |                                  |                                    |                                  |        |  |  |  |
| Rusty Staub, L (1, 9)<br>OBP: 0.400, SLG: 0.625  | 4-0<br>BB<br>BB              |                                  | 0-0<br>4-3                   |                                 | 4-0<br>1B<br>2B<br>BB        |                                 | 0-3<br>K                     |                                 |                              | 2                               | 1                            | 0                                | 0                            | 2                               | 1                            | 1                               |                              |                                 |                                  |                                    |                                  |        |  |  |  |
| Bob Aspromonte, R (1, 5)<br>OBP: 0.313, SLG: 0.214   | 4-0<br>1-2<br>2-3<br>BB      |                                  |                              | 0-0<br>F4                       |                              | 0-0<br>2B<br>1-2<br>FC1-5<br>1B |                              | 0-0<br>3-1                      |                              | 3                               | 0                            | 1                                | 0                            | 1                               | 0                            | 0                               |                              |                                 |                                  |                                    |                                  |        |  |  |  |
| Jim Gentile, L (1, 3)<br>OBP: 0.444, SLG: 0.556  | 0-0<br>3-1                   |                                  |                              | 0-0<br>1B                       |                              | 0-0<br>1-3<br>2-H<br>2B         |                              |                                 |                              | 4                               | 0                            | 3                                | 1                            | 0                               | 0                            | 3                               |                              |                                 |                                  |                                    |                                  |        |  |  |  |
| John Bateman, R (1, 2)<br>OBP: 0.143, SLG: 0.286   |                              | 0-0<br>5-3                       |                              | 0-0<br>F6                       |                              | 0-0<br>3-H<br>FC1-5             |                              |                                 |                              | 4                               | 0                            | 0                                | 0                            | 0                               | 0                            | 4                               |                              |                                 |                                  |                                    |                                  |        |  |  |  |
| Turk Farrell, R (1, 1)<br>Dave Nicholson, R (4, PH)<br>Claude Raymond, R (4, 1)<br>Bill Heath, L (6, PH)<br>Don Lee, R (6, 1)<br>Chuck Harrison, R (9, PH)<br>OBP: 0.444, SLG: 0.429 |                              | 0-0<br>F7                        |                              | 0-0<br>6-3                      |                              | 0-3<br>K                        |                              |                                 |                              | 1                               | 0                            | 0                                | 0                            | 0                               | 0                            | 0                               |                              |                                 |                                  |                                    |                                  |        |  |  |  |
|  |                              |                                  |                              |                                 |                              |                                 |                              |                                 |                              | 1                               | 0                            | 0                                | 0                            | 0                               | 0                            | 0                               |                              |                                 |                                  |                                    |                                  |        |  |  |  |
|  |                              |                                  |                              |                                 |                              |                                 |                              |                                 |                              | 1                               | 0                            | 0                                | 0                            | 0                               | 0                            | 1                               |                              |                                 |                                  |                                    |                                  |        |  |  |  |
|  |                              |                                  |                              |                                 |                              |                                 |                              |                                 |                              | 0                               | 0                            | 0                                | 0                            | 0                               | 0                            | 0                               |                              |                                 |                                  |                                    |                                  |        |  |  |  |
|  |                              |                                  |                              |                                 |                              |                                 |                              |                                 |                              | 0                               | 0                            | 0                                | 0                            | 0                               | 1                            | 2                               |                              |                                 |                                  |                                    |                                  |        |  |  |  |
|  |                              |                                  |                              |                                 |                              |                                 |                              |                                 |                              | 0                               | 0                            | 0                                | 0                            | 0                               | 0                            | 0                               |                              |                                 |                                  |                                    |                                  |        |  |  |  |
|  |                              |                                  |                              |                                 |                              |                                 |                              |                                 |                              | 1                               | 0                            | 0                                | 0                            | 0                               | 0                            | 0                               |                              |                                 |                                  |                                    |                                  |        |  |  |  |
| Inning Stats   | R: 1<br>E: 0<br>K: 1<br>S: 7 | H: 2<br>LOB: 3<br>BB: 2<br>P: 15 | R: 0<br>E: 0<br>K: 0<br>S: 3 | H: 0<br>LOB: 0<br>BB: 0<br>P: 3 | R: 0<br>E: 0<br>K: 0<br>S: 4 | H: 1<br>LOB: 1<br>BB: 0<br>P: 4 | R: 0<br>E: 0<br>K: 0<br>S: 4 | H: 1<br>LOB: 1<br>BB: 0<br>P: 4 | R: 0<br>E: 0<br>K: 0<br>S: 3 | H: 0<br>LOB: 0<br>BB: 0<br>P: 3 | R: 1<br>E: 0<br>K: 2<br>S: 9 | H: 2<br>LOB: 2<br>BB: 1<br>P: 13 | R: 0<br>E: 0<br>K: 1<br>S: 5 | H: 0<br>LOB: 0<br>BB: 0<br>P: 5 | R: 0<br>E: 0<br>K: 1<br>S: 5 | H: 0<br>LOB: 0<br>BB: 0<br>P: 5 | R: 0<br>E: 0<br>K: 0<br>S: 3 | H: 1<br>LOB: 0<br>BB: 0<br>P: 3 | 1B: 5<br>2B: 2<br>3B: 0<br>HR: 0 | SF: 0<br>SAC: 0<br>DP: 1<br>HBP: 0 | WP: 0<br>PB: 0<br>SB: 1<br>CS: 0 | PA: 36 |  |  |  |
| PITCHER  | IP                           | WLS                              | BF                           | H                               | R                            | ER                              | SO                           | BB                              | IBB                          | HBP                             | BLK                          | WP                               | HR                           | S                               | P                            | ERA                             | WHIP                         |                                 |                                  |                                    |                                  |        |  |  |  |
| Bob Shaw, R (1, 1)<br>ERA: 3.38  | 5.1                          | W                                | 25                           | 6                               | 2                            | 2                               | 2                            | 3                               | 0                            | 0                               | 0                            | 0                                | 0                            | 26                              | 38                           | 3.38                            | 1.688                        |                                 |                                  |                                    |                                  |        |  |  |  |
| Frank Linzy, R (6, 1)<br>ERA: 4.76   | 3.2                          | S                                | 11                           | 1                               | 0                            | 0                               | 3                            | 0                               | 0                            | 0                               | 0                            | 0                                | 0                            | 17                              | 17                           | 0.00                            | 0.273                        |                                 |                                  |                                    |                                  |        |  |  |  |

Houston Astros @ San Francisco Giants  
Candlestick Park, San Francisco, CA

Fri Apr 15 1966, 9:05 PM EST  
Att. 20,274 - Unknown - 73 F

livebaseballscorecards.com

AB 33  
R 2  
H 7  
RBI 2  
BB 3  
SO 5  
LOB 13





| Batter   | 1                    | 2                           | 3                             | 4          | 5          | 6 | 7                   | 8 | 9 | AB | R | H | RBI | BB | SO | LOB |
|--|----------------------|-----------------------------|-------------------------------|------------|------------|---|---------------------|---|---|----|---|---|-----|----|----|-----|
| Hal Lanier, R<br>OBP: 0.333, SLG: 0.357 (1, 4)     | 4-0<br>BB<br>E<br>BB | 0-0<br>SH1-3                |                               | 0-0<br>4-3 |            |   | 0-0<br>F5           |   |   | 2  | 1 | 0 | 0   | 1  | 0  | 0   |
| Len Gabrielson, L<br>OBP: 0.412, SLG: 0.462 (1, 7) | 4-0<br>E<br>2B<br>BB | 0-0<br>F9                   |                               | 0-0<br>F5  |            |   | 0-0<br>4-3          |   |   | 3  | 1 | 0 | 0   | 1  | 0  | 1   |
| Don Landrum, L (8, 7)                              |                      |                             |                               |            |            |   |                     |   |   | 0  | 0 | 0 | 0   | 0  | 0  | 0   |
| Willie Mays, R<br>OBP: 0.375, SLG: 0.733 (1, 8)    | 0-0<br>E6<br>2B      |                             | 0-0<br>G4-3<br>BB<br>HR<br>1B |            | 0-3<br>K   |   | 0-0<br>E7<br>1B     |   |   | 4  | 2 | 2 | 0   | 0  | 1  | 1   |
| Willie McCovey, L<br>OBP: 0.438, SLG: 0.300 (1, 3) | 0-0<br>F8<br>2B      |                             | 4-0<br>G4-3<br>BB             |            | 0-0<br>4-3 |   | 0-0<br>4-3          |   |   | 3  | 0 | 1 | 2   | 1  | 0  | 1   |
| Jim Ray Hart, R<br>OBP: 0.438, SLG: 0.400 (1, 5)   | 0-0<br>F8<br>2B      |                             | 0-0<br>G4-3<br>BB             |            | 4-0<br>BB  |   | 0-0<br>G1-6-3<br>1B |   |   | 3  | 0 | 1 | 0   | 1  | 0  | 3   |
| Jesus Alou, R<br>OBP: 0.250, SLG: 0.333 (1, 9)     | 0-0<br>6-3           |                             | 0-0<br>HR<br>1B               |            | 0-0<br>F1  |   | 0-0<br>G1-6-3<br>1B |   |   | 4  | 1 | 1 | 0   | 0  | 0  | 3   |
| Tom Haller, L<br>OBP: 0.438, SLG: 0.643 (1, 2)     | 0-3<br>K             |                             | 0-0<br>HR                     |            | 0-0<br>3-1 |   | 0-0<br>1-3          |   |   | 4  | 1 | 1 | 3   | 0  | 1  | 1   |
| Tito Fuentes, S<br>OBP: 0.308, SLG: 0.385 (1, 6)   |                      | 0-0<br>SH1-3<br>SH1-4<br>1B | 0-0<br>6-3                    |            | 0-0<br>F7  |   | 0-0<br>6-3          |   |   | 3  | 0 | 1 | 0   | 0  | 0  | 0   |
| Bob Shaw, R (1, 1)                                 |                      | 0-0<br>SH1-4                |                               | 0-3<br>K   |            |   |                     |   |   | 1  | 0 | 0 | 0   | 0  | 1  | 0   |
| Frank Linzy, R (6, 1)                              |                      |                             |                               |            |            |   |                     |   |   | 1  | 0 | 0 | 0   | 0  | 0  | 0   |

| Inning Stats | R: 3 | H: 1 | E: 1 | K: 1 | S: 7 | LOB: 1 | BB: 2 | P: 15 | R: 0 | H: 1 | E: 0 | K: 0 | S: 4 | LOB: 1 | BB: 0 | P: 4 | R: 3 | H: 3 | E: 0 | K: 0 | S: 5 | LOB: 0 | BB: 1 | P: 9 | R: 0 | H: 0 | E: 0 | K: 1 | S: 5 | LOB: 0 | BB: 0 | P: 5 | R: 0 | H: 0 | E: 0 | K: 1 | S: 3 | LOB: 0 | BB: 0 | P: 3 | R: 0 | H: 1 | E: 1 | K: 0 | S: 4 | LOB: 1 | BB: 0 | P: 4 | R: 0 | H: 1 | E: 0 | K: 0 | S: 3 | LOB: 0 | BB: 0 | P: 3 |
|--------------|------|------|------|------|------|--------|-------|-------|------|------|------|------|------|--------|-------|------|------|------|------|------|------|--------|-------|------|------|------|------|------|------|--------|-------|------|------|------|------|------|------|--------|-------|------|------|------|------|------|------|--------|-------|------|------|------|------|------|------|--------|-------|------|
|--------------|------|------|------|------|------|--------|-------|-------|------|------|------|------|------|--------|-------|------|------|------|------|------|------|--------|-------|------|------|------|------|------|------|--------|-------|------|------|------|------|------|------|--------|-------|------|------|------|------|------|------|--------|-------|------|------|------|------|------|------|--------|-------|------|

| PITCHER                             | IP  | WLS | BF | H | R | ER | SO | BB | IBB | HBP | BLK | WP | HR | S  | P  | ERA   | WHIP  |
|-------------------------------------|-----|-----|----|---|---|----|----|----|-----|-----|-----|----|----|----|----|-------|-------|
| Turk Farrell, R<br>ERA: 15.0 (1, 1) | 3.0 | L   | 17 | 5 | 6 | 5  | 1  | 3  | 0   | 0   | 0   | 0  | 1  | 16 | 28 | 15.00 | 2.667 |
| Claude Raymond, R<br>ERA: (4, 1)    | 2.0 |     | 7  | 0 | 0 | 0  | 2  | 1  | 0   | 0   | 0   | 0  | 0  | 10 | 14 | 0.00  | 0.500 |
| Don Lee, R<br>ERA: (6, 1)           | 3.0 |     | 10 | 2 | 0 | 0  | 0  | 0  | 0   | 0   | 0   | 0  | 0  | 10 | 10 | 0.00  | 0.667 |

**BOTTOM**

**Houston Astros @ San Francisco Giants**  
Candlestick Park, San Francisco, CA

Fri Apr 15 1966, 9:05 PM EST  
Att: 20,274 - Unknown - 73 F

|     |    |
|-----|----|
| AB  | 28 |
| R   | 6  |
| H   | 7  |
| RBI | 5  |
| BB  | 4  |
| SO  | 3  |
| LOB | 10 |

livebaseballscorecards.com

**GIANTS**

|       |        |
|-------|--------|
| WP: 0 | PA: 34 |
| PB: 0 |        |
| SB: 0 |        |
| CS: 0 |        |

| Batter  | 1  | 2                               | 3                            | 4                               | 5                            | 6                               | 7                            | 8                               | 9                            | AB R H RBI BB SO LOB            | TOP                          |                                 |  |                                 |                              |                                 |                              |                                 |                                  |                                    |                                  |        |
|---|--|---------------------------------|------------------------------|---------------------------------|------------------------------|---------------------------------|------------------------------|---------------------------------|------------------------------|---------------------------------|------------------------------|---------------------------------|--|---------------------------------|------------------------------|---------------------------------|------------------------------|---------------------------------|----------------------------------|------------------------------------|----------------------------------|--------|
| Lee Maye, L (1, 7)<br>OBP: 0.100, SLG: 0.105          | 0-0<br>SH5-4<br>1B   |                                 | 0-0<br>4-3                   |                                 | 0-0<br>3-1                   |                                 | 0-0<br>F6                    |                                 |                              | 4 0 1 0 0 0 3                   |                              |                                 |  |                                 |                              |                                 |                              |                                 |                                  |                                    |                                  |        |
| Sonny Jackson, L (1, 6)<br>OBP: 0.200, SLG: 0.158     | 0-0<br>SH5-4<br>1-2  |                                 | 0-0<br>5-3                   |                                 |                              | 0-0<br>F7                       |                              | 0-0<br>F6                       |                              | 3 0 0 0 0 0 1                   |                              |                                 |  |                                 |                              |                                 |                              |                                 |                                  |                                    |                                  |        |
| Jimmy Wynn, R (1, 8)<br>OBP: 0.250, SLG: 0.474        | 0-3<br>K   |                                 |                              | 0-0<br>F6                       |                              | 0-0<br>1-3<br>1B                |                              | 0-0<br>F6                       |                              | 4 0 1 0 0 1 1                   |                              |                                 |  |                                 |                              |                                 |                              |                                 |                                  |                                    |                                  |        |
| Joe Morgan, L (1, 4)<br>OBP: 0.368, SLG: 0.556        | 0-0<br>F7  |                                 |                              | 0-0<br>G1-6-3<br>1B             |                              | 0-0<br>1-3                      |                              | 0-0<br>6-3                      |                              | 4 0 1 0 0 0 2                   |                              |                                 |  |                                 |                              |                                 |                              |                                 |                                  |                                    |                                  |        |
| Rusty Staub, L (1, 9)<br>OBP: 0.357, SLG: 0.455       |  | 0-0<br>6-3                      |                              | 0-0<br>G1-6-3<br>1-2f           |                              | 4-0<br>BB                       |                              |                                 | 0-0<br>F8                    | 3 0 0 0 1 0 1                   |                              |                                 |  |                                 |                              |                                 |                              |                                 |                                  |                                    |                                  |        |
| Jim Gentile, L (1, 3)<br>OBP: 0.385, SLG: 0.692       |  | 0-0<br>5-3                      |                              |                                 | 0-0<br>HR                    |                                 | 0-0<br>1-3                   |                                 | 0-3<br>K                     | 4 1 1 1 0 1 2                   |                              |                                 |  |                                 |                              |                                 |                              |                                 |                                  |                                    |                                  |        |
| Bob Aspromonte, R (1, 5)<br>OBP: 0.300, SLG: 0.222    |  | 0-0<br>4-3                      |                              |                                 | 0-0<br>1-3                   |                                 | 0-0<br>1B                    |                                 | 0-0<br>F3                    | 4 0 1 0 0 0 0                   |                              |                                 |  |                                 |                              |                                 |                              |                                 |                                  |                                    |                                  |        |
| John Bateman, R (1, 2)<br>OBP: 0.235, SLG: 0.353      |  |                                 | 0-0<br>4-3<br>SH2-4<br>1B    |                                 | 0-0<br>SH3-4<br>1B           |                                 | 0-3<br>K                     |                                 |                              | 3 0 2 0 0 1 1                   |                              |                                 |  |                                 |                              |                                 |                              |                                 |                                  |                                    |                                  |        |
| Dave Giusti, R (1, 1)                                 |  |                                 | 0-0<br>SH2-4                 |                                 |                              |                                 | 0-0<br>F7                    |                                 |                              | 0 0 0 0 0 0 0                   |                              |                                 |  |                                 |                              |                                 |                              |                                 |                                  |                                    |                                  |        |
| Mike Cuellar, L (6, 1)                                |  |                                 | 1-2                          |                                 |                              |                                 |                              |                                 |                              | 0 0 0 0 0 0 0                   |                              |                                 |  |                                 |                              |                                 |                              |                                 |                                  |                                    |                                  |        |
| Chuck Harrison, R (7, PH)<br>OBP: 0.400, SLG: 0.375   |  |                                 |                              |                                 |                              |                                 |                              |                                 |                              | 1 0 0 0 0 0 1                   |                              |                                 |  |                                 |                              |                                 |                              |                                 |                                  |                                    |                                  |        |
| Gary Kroll, R (7, 1)                                  |  |                                 |                              |                                 |                              |                                 |                              |                                 |                              | 0 0 0 0 0 0 0                   |                              |                                 |  |                                 |                              |                                 |                              |                                 |                                  |                                    |                                  |        |
| <b>Inning Stats</b>                                   | R: 0<br>E: 0<br>K: 1<br>S: 6   | H: 1<br>LOB: 1<br>BB: 0<br>P: 6 | R: 0<br>E: 0<br>K: 0<br>S: 3 | H: 0<br>LOB: 0<br>BB: 0<br>P: 3 | R: 0<br>E: 0<br>K: 0<br>S: 4 | H: 1<br>LOB: 1<br>BB: 0<br>P: 4 | R: 0<br>E: 0<br>K: 0<br>S: 3 | H: 1<br>LOB: 0<br>BB: 0<br>P: 3 | R: 1<br>E: 0<br>K: 0<br>S: 5 | H: 2<br>LOB: 1<br>BB: 0<br>P: 5 | R: 0<br>E: 0<br>K: 0<br>S: 4 | H: 1<br>LOB: 2<br>BB: 1<br>P: 8 | R: 0<br>E: 0<br>K: 1<br>S: 6   | H: 1<br>LOB: 1<br>BB: 0<br>P: 6 | R: 0<br>E: 0<br>K: 0<br>S: 3 | H: 0<br>LOB: 0<br>BB: 0<br>P: 3 | R: 0<br>E: 0<br>K: 1<br>S: 5 | H: 0<br>LOB: 0<br>BB: 0<br>P: 5 | 1B: 6<br>2B: 0<br>3B: 0<br>HR: 1 | SF: 0<br>SAC: 3<br>DP: 1<br>HBP: 0 | WP: 0<br>PB: 0<br>SB: 0<br>CS: 0 | PA: 34 |
| <b>PITCHER</b><br>Juan Marichal, R (1, 1)<br>ERA: 0.5 | IP: 9.0<br>WLS: W<br>BF: 34<br>H: 7<br>R: 1<br>ER: 1<br>SO: 3<br>BB: 1<br>IBB: 0<br>HBP: 0<br>BLK: 0<br>WP: 0<br>HR: 1<br>S: 39<br>P: 43<br>ERA: 1.00<br>WHIP: 0.889 |                                 |                              |                                 |                              |                                 |                              |                                 |                              |                                 |                              | <b>PITCHER</b>                  | IP: 9.0<br>WLS: W<br>BF: 34<br>H: 7<br>R: 1<br>ER: 1<br>SO: 3<br>BB: 1<br>IBB: 0<br>HBP: 0<br>BLK: 0<br>WP: 0<br>HR: 1<br>S: 39<br>P: 43<br>ERA: 1.00<br>WHIP: 0.889 |                                 |                              |                                 |                              |                                 |                                  |                                    |                                  |        |

Houston Astros @ San Francisco Giants  
 Candlestick Park, San Francisco, CA  
 Sat Apr 16 1966, 6:33 AM EST  
 Att. 18,472 - Cloudy - 73 F

|     |    |
|-----|----|
| AB  | 30 |
| R   | 1  |
| H   | 7  |
| RBI | 1  |
| BB  | 1  |
| SO  | 3  |
| LOB | 12 |



| Batter   | 1          | 2               | 3                   | 4               | 5                     | 6                           | 7 | 8               | 9 | AB | R | H | RBI | BB | SO | LOB |
|--|------------|-----------------|---------------------|-----------------|-----------------------|-----------------------------|---|-----------------|---|----|---|---|-----|----|----|-----|
| Hal Lanier, R<br>OBP: 0.400, SLG: 0.389 (1, 4)                       | 0-0<br>F8  |                 | 0-0<br>G4-6-3<br>1B |                 | 4-0<br>WP<br>2B<br>BB | 0-0<br>1B                   |   | 0-0<br>F9       |   | 4  | 1 | 2 | 1   | 1  | 0  | 1   |
| Len Gabrielson, L<br>OBP: 0.381, SLG: 0.375<br>Don Landrum, L (7, 7) | 0-3<br>K   |                 | 0-3<br>K            |                 | 4-0<br>2B<br>BB       | 0-0<br>G3                   |   | 0-0<br>F2       |   | 3  | 1 | 0 | 0   | 1  | 2  | 2   |
| Willie Mays, R<br>OBP: 0.350, SLG: 0.684 (1, 8)                      | 0-0<br>6-3 |                 | 0-0<br>G4-6-3       |                 | 0-0<br>2B             |                             |   |                 |   | 4  | 0 | 1 | 2   | 0  | 0  | 1   |
| Willie McCovey, L<br>OBP: 0.350, SLG: 0.214 (1, 3)                   |            | 0-0<br>F6       |                     | 0-0<br>4-3      | 0-3<br>K              |                             |   | 0-0<br>F4       |   | 4  | 0 | 0 | 0   | 0  | 1  | 1   |
| Jim Ray Hart, R<br>OBP: 0.500, SLG: 0.474 (1, 5)                     |            | 0-0<br>F9       |                     | 0-0<br>G3<br>1B |                       | 0-0<br>2B<br>1B             |   | 0-0<br>2B<br>1B |   | 4  | 1 | 3 | 0   | 0  | 0  | 0   |
| Jesus Alou, R<br>OBP: 0.350, SLG: 0.579 (1, 9)                       |            | 0-0<br>HR<br>2B |                     | 0-0<br>G3       |                       | 0-0<br>1B<br>2B             |   | 0-0<br>1B<br>2B |   | 4  | 2 | 3 | 1   | 0  | 0  | 1   |
| Tom Haller, L<br>OBP: 0.450, SLG: 0.778 (1, 2)                       |            | 0-0<br>HR       |                     | 0-3<br>K        |                       | 0-0<br>F9<br>WP<br>1B<br>1B |   | 0-0<br>F5       |   | 4  | 2 | 2 | 3   | 0  | 1  | 3   |
| Tito Fuentes, S<br>OBP: 0.235, SLG: 0.294 (1, 6)                     |            | 0-0<br>E6       |                     | 0-0<br>3-1      |                       | 0-0<br>F9                   |   | 0-0<br>F8       |   | 4  | 0 | 0 | 0   | 0  | 0  | 1   |
| Juan Marichal, R<br>OBP: 0.286, SLG: 0.429 (1, 1)                    |            | 0-0<br>F9       |                     | 0-0<br>F3       |                       | 0-0<br>1-6-3                |   | 0-0<br>2B       |   | 4  | 0 | 1 | 0   | 0  | 0  | 2   |

| Inning Stats | R: 0 | H: 0 | E: 0 | K: 1 | S: 5 | LOB: 0 | BB: 0 | P: 5 | R: 2 | H: 2 | E: 1 | K: 0 | S: 6 | LOB: 1 | BB: 0 | P: 6 | R: 0 | H: 1 | E: 0 | K: 1 | S: 5 | LOB: 0 | BB: 0 | P: 5 | R: 0 | H: 1 | E: 0 | K: 1 | S: 6 | LOB: 1 | BB: 0 | P: 6 | R: 2 | H: 1 | E: 0 | K: 1 | S: 6 | LOB: 1 | BB: 2 | P: 14 | R: 3 | H: 4 | E: 0 | K: 0 | S: 7 | LOB: 1 | BB: 0 | P: 7 | R: 0 | H: 2 | E: 0 | K: 0 | S: 5 | LOB: 2 | BB: 0 | P: 5 | R: 0 | H: 1 | E: 0 | K: 0 | S: 4 | LOB: 1 | BB: 0 | P: 4 |
|--------------|------|------|------|------|------|--------|-------|------|------|------|------|------|------|--------|-------|------|------|------|------|------|------|--------|-------|------|------|------|------|------|------|--------|-------|------|------|------|------|------|------|--------|-------|-------|------|------|------|------|------|--------|-------|------|------|------|------|------|------|--------|-------|------|------|------|------|------|------|--------|-------|------|
|--------------|------|------|------|------|------|--------|-------|------|------|------|------|------|------|--------|-------|------|------|------|------|------|------|--------|-------|------|------|------|------|------|------|--------|-------|------|------|------|------|------|------|--------|-------|-------|------|------|------|------|------|--------|-------|------|------|------|------|------|------|--------|-------|------|------|------|------|------|------|--------|-------|------|

| PITCHER                             |  |  |  |  |  |  |  |  |  |  |  |  |  |  |  |  | IP  | WLS | BF | H | R | ER | SO | BB | IBB | HBP | BLK | WP | HR | S  | P  | ERA   | WHIP  |
|-------------------------------------|--|--|--|--|--|--|--|--|--|--|--|--|--|--|--|--|-----|-----|----|---|---|----|----|----|-----|-----|-----|----|----|----|----|-------|-------|
| Dave Giusti, R<br>ERA: 10.8 (1, 1)  |  |  |  |  |  |  |  |  |  |  |  |  |  |  |  |  | 5.0 | L   | 24 | 7 | 6 | 6  | 4  | 2  | 0   | 0   | 0   | 1  | 1  | 30 | 38 | 10.80 | 1.800 |
| Mike Cuellar, L<br>ERA: 2.25 (6, 1) |  |  |  |  |  |  |  |  |  |  |  |  |  |  |  |  | 1.0 |     | 5  | 2 | 1 | 1  | 0  | 0  | 0   | 0   | 0   | 1  | 0  | 5  | 5  | 9.00  | 2.000 |
| Gary Kroll, R<br>ERA: (7, 1)        |  |  |  |  |  |  |  |  |  |  |  |  |  |  |  |  | 2.0 |     | 9  | 3 | 0 | 0  | 0  | 0  | 0   | 0   | 0   | 0  | 0  | 9  | 9  | 0.00  | 1.500 |

**BOTTOM**

**Houston Astros @ San Francisco Giants**  
Candlestick Park, San Francisco, CA

Sat Apr 16 1966, 6:33 AM EST  
Att: 18,472 - Cloudy - 73 F

|     |    |
|-----|----|
| AB  | 36 |
| R   | 7  |
| H   | 12 |
| RBI | 7  |
| BB  | 2  |
| SO  | 4  |
| LOB | 13 |

livebaseballscorecards.com



|       |        |       |        |
|-------|--------|-------|--------|
| 1B: 6 | SF: 0  | WP: 2 | PA: 38 |
| 2B: 5 | SAC: 0 | PB: 0 |        |
| 3B: 0 | DP: 1  | SB: 0 |        |
| HR: 1 | HBP: 0 | CS: 0 |        |

| Batter  | 1   | 2                               | 3                            | 4                               | 5                            | 6                               | 7                            | 8                                | 9                            | AB R H RBI BB SO LOB            | TOP  |                                 |                              |                                 |                              |                                 |                              |                                 |                                  |                                    |                                  |        |
|---|---|---------------------------------|------------------------------|---------------------------------|------------------------------|---------------------------------|------------------------------|----------------------------------|------------------------------|---------------------------------|--|---------------------------------|------------------------------|---------------------------------|------------------------------|---------------------------------|------------------------------|---------------------------------|----------------------------------|------------------------------------|----------------------------------|--------|
| Lee Mays, L (1, 7)<br>OBP: 0.083, SLG: 0.087        | 0-0<br>F8   |                                 | 0-0<br>F5                    |                                 | 0-0<br>FC4-6                 |                                 |                              | 0-0<br>F9                        |                              | 4 0 0 0 0 0 1                   | <b>Houston Astros @ San Francisco Giants</b><br>Candlestick Park, San Francisco, CA<br>Sun Apr 17 1966, 6:33 AM EST<br>Att. 23,403 - Cloudy - 54 F<br><a href="http://livebaseballscorecards.com">livebaseballscorecards.com</a> |                                 |                              |                                 |                              |                                 |                              |                                 |                                  |                                    |                                  |        |
| Sonny Jackson, L (1, 6)<br>OBP: 0.250, SLG: 0.217   | 0-0<br>BB<br>1B                                       |                                 | 0-0<br>S<br>1B               |                                 | 0-3<br>K                     |                                 |                              | 0-0<br>5-3                       |                              | 4 0 2 0 0 1 1                   |  |                                 |                              |                                 |                              |                                 |                              |                                 |                                  |                                    |                                  |        |
| Jimmy Wynn, R (1, 8)<br>OBP: 0.208, SLG: 0.391      | 0-0<br>F5   |                                 | 0-0<br>F6                    |                                 | 0-0<br>F4                    |                                 |                              | 0-0<br>F8                        |                              | 4 0 0 0 0 0 3                   |  |                                 |                              |                                 |                              |                                 |                              |                                 |                                  |                                    |                                  |        |
| Joe Morgan, L (1, 4)<br>OBP: 0.391, SLG: 0.500      | 4-0<br>BB<br>1-2<br>BB                                |                                 |                              | 4-0<br>S<br>E<br>BB             |                              | 0-0<br>F8                       |                              |                                  | 0-0<br>F5                    | 2 1 0 0 2 0 0                   |  |                                 |                              |                                 |                              |                                 |                              |                                 |                                  |                                    |                                  |        |
| Rusty Staub, L (1, 9)<br>OBP: 0.333, SLG: 0.357     | 0-0<br>4-3  |                                 |                              | 0-0<br>F6                       |                              | 0-3<br>K                        |                              |                                  | 4-0<br>FC6-4<br>BB           | 3 0 0 0 1 1 3                   |  |                                 |                              |                                 |                              |                                 |                              |                                 |                                  |                                    |                                  |        |
| Jim Gentile, L (1, 3)<br>OBP: 0.313, SLG: 0.563     |   | 0-3<br>K                        |                              | 0-0<br>3-1                      |                              | 0-3<br>K                        |                              |                                  | 0-0<br>F8                    | 3 0 0 0 0 2 1                   |  |                                 |                              |                                 |                              |                                 |                              |                                 |                                  |                                    |                                  |        |
| Chuck Harrison, R (9, PH)<br>OBP: 0.364, SLG: 0.333 |   |                                 |                              | 1-2                             |                              |                                 |                              |                                  |                              | 1 0 0 0 0 0 1                   |  |                                 |                              |                                 |                              |                                 |                              |                                 |                                  |                                    |                                  |        |
| Bob Aspromonte, R (1, 5)<br>OBP: 0.250, SLG: 0.182  |   | 0-0<br>5-3                      |                              | 0-0<br>E5                       |                              |                                 | 0-0<br>F4                    |                                  | 0-0<br>FC6-4                 | 4 0 0 0 0 0 1                   |  |                                 |                              |                                 |                              |                                 |                              |                                 |                                  |                                    |                                  |        |
| John Bateman, R (1, 2)<br>OBP: 0.250, SLG: 0.400    |   | 0-0<br>2B                       |                              | 0-3<br>K                        |                              |                                 | 0-0<br>F9                    |                                  |                              | 3 0 1 0 0 1 1                   |  |                                 |                              |                                 |                              |                                 |                              |                                 |                                  |                                    |                                  |        |
| Barry Latman, R (1, 1)<br>Claude Raymond, R (7, 1)  |   |                                 | 0-0<br>4-3                   |                                 | 4-0<br>FC4-6<br>BB           |                                 | 0-3<br>K                     |                                  |                              | 2 0 0 0 1 1 0<br>0 0 0 0 0 0 0  |  |                                 |                              |                                 |                              |                                 |                              |                                 |                                  |                                    |                                  |        |
| <b>Inning Stats</b>                                 | R: 0<br>E: 0<br>K: 0<br>S: 4                          | H: 1<br>LOB: 2<br>BB: 1<br>P: 8 | R: 0<br>E: 0<br>K: 1<br>S: 5 | H: 1<br>LOB: 1<br>BB: 0<br>P: 5 | R: 0<br>E: 0<br>K: 0<br>S: 4 | H: 1<br>LOB: 1<br>BB: 0<br>P: 4 | R: 1<br>E: 1<br>K: 1<br>S: 6 | H: 0<br>LOB: 1<br>BB: 1<br>P: 10 | R: 0<br>E: 0<br>K: 1<br>S: 5 | H: 0<br>LOB: 1<br>BB: 1<br>P: 9 | R: 0<br>E: 0<br>K: 2<br>S: 7   | H: 0<br>LOB: 0<br>BB: 0<br>P: 7 | R: 0<br>E: 0<br>K: 1<br>S: 5 | H: 0<br>LOB: 0<br>BB: 0<br>P: 5 | R: 0<br>E: 0<br>K: 0<br>S: 3 | H: 0<br>LOB: 0<br>BB: 0<br>P: 3 | R: 0<br>E: 0<br>K: 0<br>S: 3 | H: 0<br>LOB: 1<br>BB: 1<br>P: 7 | 1B: 2<br>2B: 1<br>3B: 0<br>HR: 0 | SF: 0<br>SAC: 0<br>DP: 0<br>HBP: 0 | WP: 0<br>PB: 0<br>SB: 3<br>CS: 0 | PA: 34 |
| <b>PITCHER</b>                                      | IP WLS BF H R ER SO BB IBB HBP BLK WP HR S P ERA WHIP |                                 |                              |                                 |                              |                                 |                              |                                  |                              |                                 |  |                                 |                              |                                 |                              |                                 |                              |                                 |                                  |                                    |                                  |        |
| Bobby Bolin, R (1, 1)<br>ERA:                       | 8.1 W 32 3 1 0 6 4 0 0 0 0 0 0 40 56 0.00 0.840       |                                 |                              |                                 |                              |                                 |                              |                                  |                              |                                 |  |                                 |                              |                                 |                              |                                 |                              |                                 |                                  |                                    |                                  |        |
| Bill Henry, L (9, 1)<br>ERA:                        | 0.1 1 0 0 0 0 0 0 0 0 0 0 0 1 1 0.00 0.000            |                                 |                              |                                 |                              |                                 |                              |                                  |                              |                                 |  |                                 |                              |                                 |                              |                                 |                              |                                 |                                  |                                    |                                  |        |
| Frank Linzy, R (9, 1)<br>ERA: 4.5                   | 0.1 S 1 0 0 0 0 0 0 0 0 0 0 0 1 1 0.00 0.000          |                                 |                              |                                 |                              |                                 |                              |                                  |                              |                                 |  |                                 |                              |                                 |                              |                                 |                              |                                 |                                  |                                    |                                  |        |

**Houston Astros @ San Francisco Giants**  
 Candlestick Park, San Francisco, CA  
 Sun Apr 17 1966, 6:33 AM EST  
 Att. 23,403 - Cloudy - 54 F

|     |    |
|-----|----|
| AB  | 30 |
| R   | 1  |
| H   | 3  |
| RBI | 0  |
| BB  | 4  |
| SO  | 6  |
| LOB | 12 |







BOTTOM

San Francisco Giants @ Chicago Cubs

Wrigley Field, Chicago, IL

Tue Apr 19 1966, 3:33 AM CST

Att. 15,396 - Unknown

livebaseballscorecards.com

|     |    |
|-----|----|
| AB  | 38 |
| R   | 10 |
| H   | 11 |
| RBI | 9  |
| BB  | 4  |
| SO  | 10 |
| LOB | 15 |



|    |   |    |    |
|----|---|----|----|
| WP | 0 | PA | 42 |
| PB | 1 |    |    |
| SB | 0 |    |    |
| CS | 0 |    |    |

AB R H RBI BB SO LOB

4 2 3 0 1 0 0

3 1 1 0 0 1 1

1 0 0 0 0 1 1

1 0 0 0 0 0 1

5 1 1 1 0 1 1

3 2 2 0 2 1 0

0 0 0 0 0 0 0

4 1 1 1 1 1 5

4 0 0 1 0 0 3

1 0 0 0 0 1 3

4 2 2 3 0 0 0

4 1 1 3 0 1 0

1 0 0 0 0 1 0

1 0 0 0 0 1 0

1 0 0 0 0 0 0

0 0 0 0 0 0 0

0 0 0 0 0 0 0

1 0 0 0 0 1 0

1B: 8 SF: 0

2B: 1 SAC: 0

0-0



0-3



0-0



4-0



0-0



0-0



0-0



0-0



0-3



0-0



0-0



0-0



0-0



0-0



0-0



0-0



0-0



0-0



0-0



0-3



0-0



0-0



0-0



0-0



0-0



0-0



0-0



0-0



0-0



0-0



0-3



0-0



0-0



0-0



0-0



0-0



0-0



0-0



0-0



0-0



0-0



0-3



0-0



0-0



0-0



0-0



0-0



0-0



0-0



0-0



0-0



0-0



0-3



0-0



0-0



0-0



0-0



0-0



0-0



0-0



0-0



0-0



0-0



0-3



0-0



0-0



0-0



0-0



0-0



0-0



0-0



0-0



0-0



0-0



0-3



0-0



0-0



0-0



0-0



0-0



0-0



0-0



0-0



0-0



0-0



0-3



0-0



0-0



0-0



0-0



0-0



0-0



0-0



0-0



0-0



0-0



0-3



0-0



0-0



0-0



0-0



0-0



0-0



0-0



0-0



0-0



0-0



0-3



0-0



0-0



0-0



0-0



0-0



0-0



0-0



0-0



0-0



0-0



0-3



0-0



0-0



0-0



0-0



0-0



0-0



0-0



0-0



0-0



0-0



0-3



0-0



0-0



0-0



0-0



0-0



0-0



0-0



0-0



0-0



0-0



| Batter   | 1   | 2                               | 3                            | 4                               | 5                            | 6                               | 7                            | 8                               | 9                            | AB R H RBI BB SO LOB            | TOP  |                                 |                              |                                 |                              |                                 |                                  |                                    |                                  |        |
|--|---|---------------------------------|------------------------------|---------------------------------|------------------------------|---------------------------------|------------------------------|---------------------------------|------------------------------|---------------------------------|--|---------------------------------|------------------------------|---------------------------------|------------------------------|---------------------------------|----------------------------------|------------------------------------|----------------------------------|--------|
| Hal Lanier, R (1, 4)<br>OBP: 0.286, SLG: 0.364     | 0-0<br>E1<br>HR<br>1B                                 | 0-0<br>F3                       |                              | 0-0<br>F7                       |                              |                                 | 0-0<br>FC4-6<br>SH5-3<br>1B  |                                 | 0-0<br>1-3                   | 5 2 1 0 0 0 2                   | <b>San Francisco Giants @ Chicago Cubs</b><br>Wrigley Field, Chicago, IL<br>Thu Apr 21 1966, 3:33 AM CST<br>Att. 2,566 - Unknown<br><a href="http://livebaseballscorecards.com">livebaseballscorecards.com</a> |                                 |                              |                                 |                              |                                 |                                  |                                    |                                  |        |
| Jesus Alou, R (1, 9)<br>OBP: 0.333, SLG: 0.531     | 0-0<br>F8   |                                 | 0-0<br>1-3                   |                                 | 0-0<br>F4                    |                                 | 0-0<br>SH5-3                 | 0-0<br>4-3                      | 4 0 0 0 0 0 1                |                                 |  |                                 |                              |                                 |                              |                                 |                                  |                                    |                                  |        |
| Willie Mays, R (1, 8)<br>OBP: 0.455, SLG: 0.903    | 0-0<br>HR<br>2-H                                      |                                 | 0-3<br>K                     |                                 | 0-0<br>F5                    |                                 | 4-0<br>1B<br>BB              |                                 | 3 1 1 2 1 1 0                |                                 |  |                                 |                              |                                 |                              |                                 |                                  |                                    |                                  |        |
| Willie McCovey, L (1, 3)<br>OBP: 0.424, SLG: 0.320 | 0-0<br>1B   |                                 | 0-0<br>HR<br>1B              |                                 | 0-0<br>1B                    |                                 | 0-0<br>FC6-4<br>1B           |                                 | 4 1 4 1 0 0 0                |                                 |  |                                 |                              |                                 |                              |                                 |                                  |                                    |                                  |        |
| Jim Ray Hart, R (1, 5)<br>OBP: 0.452, SLG: 0.667   | 0-3<br>K  |                                 | 0-0<br>HR<br>1-H             |                                 | 0-3<br>K                     |                                 | 0-0<br>FC6-4                 |                                 | 4 1 1 2 0 2 4                |                                 |  |                                 |                              |                                 |                              |                                 |                                  |                                    |                                  |        |
| Orlando Cepeda, R (1, 7)<br>OBP: 0.400, SLG: 0.667 | 0-0<br>1B   |                                 | 0-0<br>F3                    |                                 | 0-3<br>K                     |                                 | 0-0<br>4-3                   |                                 | 3 0 1 0 0 1 0                |                                 |  |                                 |                              |                                 |                              |                                 |                                  |                                    |                                  |        |
| Don Landrum, L (6, 7)<br>OBP: 0.167, SLG: 0.333    | 1-3<br>1B   |                                 |                              |                                 |                              |                                 |                              |                                 | 1 0 0 0 0 0 0                |                                 |  |                                 |                              |                                 |                              |                                 |                                  |                                    |                                  |        |
| Tom Haller, L (1, 2)<br>OBP: 0.344, SLG: 0.517     | 0-0<br>G3   |                                 | 0-3<br>K                     |                                 | 0-0<br>4-3                   |                                 | 0-3<br>K                     |                                 | 4 0 0 0 0 2 2                |                                 |  |                                 |                              |                                 |                              |                                 |                                  |                                    |                                  |        |
| Tito Fuentes, S (1, 6)<br>OBP: 0.259, SLG: 0.269   |   | 0-0<br>5-3                      |                              | 0-0<br>2-3                      |                              | 0-0<br>F3                       |                              | 0-0<br>F7                       | 4 0 0 0 0 0 0                |                                 |  |                                 |                              |                                 |                              |                                 |                                  |                                    |                                  |        |
| Juan Marichal, R (1, 1)<br>OBP: 0.364, SLG: 0.455  |   | 0-0<br>6-3                      |                              | 0-0<br>1B                       |                              | 0-0<br>FC4-6<br>1B              |                              | 0-3<br>K                        | 4 0 2 0 0 1 0                |                                 |  |                                 |                              |                                 |                              |                                 |                                  |                                    |                                  |        |
| <b>Inning Stats</b>                                | R: 2<br>E: 1<br>K: 1<br>S: 9                          | H: 4<br>LOB: 2<br>BB: 0<br>P: 9 | R: 0<br>E: 0<br>K: 0<br>S: 3 | H: 0<br>LOB: 0<br>BB: 0<br>P: 3 | R: 2<br>E: 0<br>K: 1<br>S: 7 | H: 2<br>LOB: 0<br>BB: 0<br>P: 7 | R: 0<br>E: 0<br>K: 1<br>S: 6 | H: 1<br>LOB: 1<br>BB: 0<br>P: 6 | R: 0<br>E: 0<br>K: 1<br>S: 5 | H: 0<br>LOB: 0<br>BB: 0<br>P: 5 | R: 1<br>E: 0<br>K: 0<br>S: 5   | H: 2<br>LOB: 2<br>BB: 1<br>P: 9 | R: 0<br>E: 0<br>K: 1<br>S: 5 | H: 0<br>LOB: 0<br>BB: 0<br>P: 5 | R: 0<br>E: 0<br>K: 1<br>S: 5 | H: 0<br>LOB: 0<br>BB: 0<br>P: 5 | 1B: 8<br>2B: 0<br>3B: 0<br>HR: 2 | SF: 0<br>SAC: 1<br>DP: 0<br>HBP: 0 | WP: 0<br>PB: 0<br>SB: 0<br>CS: 0 | PA: 38 |
| <b>PITCHER</b>                                     | IP WLS BF H R ER SO BB IBB HBP BLK WP HR S P ERA WHIP |                                 |                              |                                 |                              |                                 |                              |                                 |                              |                                 |  |                                 |                              |                                 |                              |                                 |                                  |                                    |                                  |        |
| Bill Hands, R (1, 1)<br>ERA: 2.93                  | 7.0 L 32 10 5 5 5 1 0 0 0 0 0 2 41 45 6.43 1.571      |                                 |                              |                                 |                              |                                 |                              |                                 |                              |                                 |  |                                 |                              |                                 |                              |                                 |                                  |                                    |                                  |        |
| Billy Hoelt, L (8, 1)<br>ERA: 3.86                 | 2.0 6 0 0 0 0 2 0 0 0 0 0 0 10 10 0.00 0.000          |                                 |                              |                                 |                              |                                 |                              |                                 |                              |                                 |  |                                 |                              |                                 |                              |                                 |                                  |                                    |                                  |        |







| Batter  | 1   | 2  | 3   | 4   | 5   | 6   | 7   | 8   | 9   | AB R H RBI BB SO LOB   | TOP   |
|---|---|--|---|---|---|---|---|---|---|--|---|
| Hal Lanier, R (1, 4)<br>OBP: 0.282, SLG: 0.351  | 0-0<br>6-3  | 0-0<br>FC5-4   |   |   | 0-0<br>F7   |   | 0-0<br>1B   |   |   | 4 0 1 0 0 0 3  | <b>San Francisco Giants @ Houston Astros</b><br>Astrodome, Houston, TX<br>Fri Apr 22 1966, 7:05 PM EST<br>Att. 20,094 - Unknown<br><a href="http://livebaseballscorecards.com">livebaseballscorecards.com</a> |
| Jesus Alou, R (1, 9)<br>OBP: 0.324, SLG: 0.500  | 0-0<br>1B   |  | 0-0<br>5-3  |   | 0-3<br>K2-3   |   | 0-0<br>1-3  |   |   | 4 0 1 0 0 1 1  |   |
| Willie Mays, R (1, 8)<br>OBP: 0.459, SLG: 0.853   | 0-0<br>F9   |  | 4-0<br>E 1B<br>BB                                   |   | 0-0<br>6-3  |   |   | 0-0<br>G3-6-3<br>1B                                 |   | 3 0 1 0 1 0 1  |   |
| Willie McCovey, L (1, 3)<br>OBP: 0.378, SLG: 0.276  | 0-3<br>K  |  | 0-0<br>F9   |   | 0-0<br>F5   |   |   | 0-0<br>G3-6-3<br>1-2f                               |   | 4 0 0 0 0 1 3  |   |
| Jim Ray Hart, R (1, 5)<br>OBP: 0.486, SLG: 0.676  |   | 0-0<br>1B<br>1B                                      | 0-0<br>E8<br>1-3<br>1B                              |   | 0-0<br>1B<br>1B                                     |   |   | 0-0<br>5-3  |   | 4 0 3 0 0 0 0  |   |
| Orlando Cepeda, R (1, 7)<br>OBP: 0.357, SLG: 0.538  |   | 0-0<br>BB<br>1-3<br>1B                               | 0-0<br>F9   |   | 0-0<br>F7   |   |   | 0-0<br>F6   |   | 4 0 1 0 0 0 3  |   |
| Tom Haller, L (1, 2)<br>OBP: 0.361, SLG: 0.500  |   | 4-0<br>BB<br>BB<br>BB<br>1-2<br>FC5-4<br>BB          |   | 0-3<br>K  |   | 0-0<br>1-3<br>1B                                    |   |   | 0-0<br>F2   | 3 0 1 0 1 1 0  |   |
| Dick Schofield, S (1, 6)  |   | 0-0<br>F4  |   | 0-0<br>4-3  |   |   | 0-0<br>4-3  |   | 0-0<br>4-3  | 4 0 0 0 0 0 3  |   |
| Bob Shaw, R (1, 1)<br>Joe Gibbon, R (5, 1)<br>Len Gabrielson, L (7, PH)<br>Bob Priddy, R (7, 1) |   | 0-3<br>K   |   | 0-3<br>K  |   |   | 0-3<br>K  |   |   | 2 0 0 0 0 2 3<br>0 0 0 0 0 0 0<br>1 0 0 0 0 1 0<br>0 0 0 0 0 0 0 |   |
| <b>Inning Stats</b>   | R: 0 H: 1<br>E: 0 LOB: 1<br>K: 1 BB: 0<br>S: 6 P: 6   | R: 0 H: 2<br>E: 0 LOB: 3<br>K: 1 BB: 1<br>S: 7 P: 11 | R: 0 H: 1<br>E: 1 LOB: 2<br>K: 0 BB: 1<br>S: 4 P: 8 | R: 0 H: 0<br>E: 0 LOB: 0<br>K: 2 BB: 0<br>S: 7 P: 7 | R: 0 H: 0<br>E: 0 LOB: 0<br>K: 1 BB: 0<br>S: 5 P: 5 | R: 0 H: 2<br>E: 0 LOB: 2<br>K: 0 BB: 0<br>S: 4 P: 4 | R: 0 H: 1<br>E: 0 LOB: 1<br>K: 1 BB: 0<br>S: 6 P: 6 | R: 0 H: 1<br>E: 0 LOB: 0<br>K: 0 BB: 0<br>S: 3 P: 3 | R: 0 H: 0<br>E: 0 LOB: 0<br>K: 0 BB: 0<br>S: 3 P: 3 | 1B: 8 SF: 0<br>2B: 0 SAC: 0<br>3B: 0 DP: 1<br>HR: 0 HBP: 0       | WP: 0 PA: 35<br>PB: 0<br>SB: 0<br>CS: 0   |
| <b>PITCHER</b><br>Dave Giusti, R (1, 1)<br>ERA: 3.86  | IP WLS BF H R ER SO BB IBB HBP BLK WP HR S P ERA WHIP |  |   |   |   |   |   |   |   |  |   |



| Batter   | 1         | 2          | 3                     | 4          | 5               | 6        | 7               | 8         | 9 |
|--|-----------|------------|-----------------------|------------|-----------------|----------|-----------------|-----------|---|
| Joe Morgan, L<br>OBP: 0.439, SLG: 0.568 (1, 4)     | 0-0<br>HR |            | 0-0<br>FC4-6<br>1-6-3 |            | 0-0<br>1B       |          | 0-0<br>1B       |           |   |
| Sonny Jackson, L<br>OBP: 0.268, SLG: 0.231 (1, 6)  | 0-0<br>F4 |            | 0-0<br>1-6-3          |            | 0-3<br>K        |          | 0-0<br>F7       |           |   |
| Jimmy Wynn, R<br>OBP: 0.250, SLG: 0.405 (1, 8)     | 0-3<br>K  |            | 0-3<br>K              |            | 0-0<br>1-3      |          | 0-0<br>F2       |           |   |
| Jim Gentile, L<br>OBP: 0.346, SLG: 0.600 (1, 3)    | 0-0<br>1B |            |                       | 0-0<br>HR  |                 | 0-3<br>K |                 | 0-0<br>G3 |   |
| Rusty Staub, L<br>OBP: 0.229, SLG: 0.276 (1, 7)    | 0-0<br>G3 |            |                       | 0-3<br>K   |                 | 0-3<br>K |                 | 0-0<br>F9 |   |
| Dave Nicholson, R<br>OBP: 0.400, SLG: 0.412 (1, 9) |           | 0-0<br>6-3 |                       | 0-3<br>K   |                 | 0-3<br>K |                 |           |   |
| Bob Aspromonte, R<br>OBP: 0.282, SLG: 0.200 (1, 5) |           | 0-0<br>F8  |                       | 0-0<br>5-3 |                 |          | 0-0<br>F8       |           |   |
| John Bateman, R<br>OBP: 0.257, SLG: 0.485 (1, 2)   |           | 0-0<br>5-3 |                       |            | 0-0<br>2-3      |          | 0-0<br>4-3      |           |   |
| Dave Giusti, R<br>OBP: 1.000, SLG: 1.000 (1, 1)    |           |            | 0-0<br>FC4-6<br>1B    |            | 0-0<br>1B<br>1B |          | 0-0<br>1B<br>1B |           |   |

| Inning Stats                     | R: 1<br>E: 0<br>K: 1<br>S: 7       | H: 2<br>LOB: 1<br>BB: 0<br>P: 7  | R: 0<br>E: 0<br>K: 0<br>S: 3 | H: 0<br>LOB: 0<br>BB: 0<br>P: 3 | R: 0<br>E: 0<br>K: 1<br>S: 6 | H: 1<br>LOB: 1<br>BB: 0<br>P: 6 | R: 1<br>E: 0<br>K: 2<br>S: 8 | H: 1<br>LOB: 0<br>BB: 0<br>P: 8 | R: 0<br>E: 0<br>K: 1<br>S: 7 | H: 2<br>LOB: 2<br>BB: 0<br>P: 7 | R: 0<br>E: 0<br>K: 3<br>S: 9 | H: 0<br>LOB: 0<br>BB: 0<br>P: 9 | R: 0<br>E: 0<br>K: 0<br>S: 5 | H: 2<br>LOB: 2<br>BB: 0<br>P: 5 | R: 0<br>E: 0<br>K: 0<br>S: 3 | H: 0<br>LOB: 0<br>BB: 0<br>P: 3 |
|----------------------------------|------------------------------------|----------------------------------|------------------------------|---------------------------------|------------------------------|---------------------------------|------------------------------|---------------------------------|------------------------------|---------------------------------|------------------------------|---------------------------------|------------------------------|---------------------------------|------------------------------|---------------------------------|
| 1B: 6<br>2B: 0<br>3B: 0<br>HR: 2 | SF: 0<br>SAC: 0<br>DP: 0<br>HBP: 0 | WP: 0<br>PB: 0<br>SB: 0<br>CS: 0 |                              |                                 |                              |                                 |                              |                                 |                              |                                 |                              |                                 |                              |                                 |                              |                                 |

| PITCHER                         | IP  | WLS | BF | H | R | ER | SO | BB | IBB | HBP | BLK | WP | HR | S  | P  | ERA  | WHIP  |
|---------------------------------|-----|-----|----|---|---|----|----|----|-----|-----|-----|----|----|----|----|------|-------|
| Bob Shaw, R<br>ERA: 3.72 (1, 1) | 4.1 | L   | 19 | 6 | 2 | 2  | 4  | 0  | 0   | 0   | 0   | 0  | 2  | 27 | 27 | 4.15 | 1.385 |
| Joe Gibbon, L<br>ERA: (5, 1)    | 1.2 |     | 5  | 0 | 0 | 0  | 4  | 0  | 0   | 0   | 0   | 0  | 0  | 13 | 13 | 0.00 | 0.000 |
| Bob Priddy, R<br>ERA: (7, 1)    | 2.0 |     | 8  | 2 | 0 | 0  | 0  | 0  | 0   | 0   | 0   | 0  | 0  | 8  | 8  | 0.00 | 1.000 |


**BOTTOM**

**San Francisco Giants @ Houston Astros**  
Astrodome, Houston, TX

Fri Apr 22 1966, 7:05 PM EST  
Att. 20,094 - Unknown

livebaseballscorecards.com

|     |    |
|-----|----|
| AB  | 32 |
| R   | 2  |
| H   | 8  |
| RBI | 2  |
| BB  | 0  |
| SO  | 8  |
| LOB | 10 |



| AB | R | H | RBI | BB | SO | LOB |
|----|---|---|-----|----|----|-----|
| 4  | 1 | 3 | 1   | 0  | 0  | 1   |
| 4  | 0 | 0 | 0   | 0  | 1  | 5   |
| 4  | 0 | 0 | 0   | 0  | 2  | 3   |
| 4  | 1 | 2 | 1   | 0  | 1  | 0   |
| 4  | 0 | 0 | 0   | 0  | 2  | 1   |
| 3  | 0 | 0 | 0   | 0  | 2  | 0   |
| 3  | 0 | 0 | 0   | 0  | 0  | 0   |
| 3  | 0 | 0 | 0   | 0  | 0  | 0   |
| 3  | 0 | 3 | 0   | 0  | 0  | 0   |

| WP | HR | S  | P  | ERA  | WHIP  |
|----|----|----|----|------|-------|
| 0  | 2  | 27 | 27 | 4.15 | 1.385 |
| 0  | 0  | 13 | 13 | 0.00 | 0.000 |
| 0  | 0  | 8  | 8  | 0.00 | 1.000 |

| Batter   | 1   | 2   | 3   | 4   | 5   | 6   | 7   | 8   | 9   | AB R H RBI BB SO LOB   | TOP   |   |
|--|---|---|---|---|---|---|---|---|---|--|---|---|
| Hal Lanier, R (1, 4)<br>OBP: 0.262, SLG: 0.325<br>Len Gabrielson, L (8, PH)<br>OBP: 0.333, SLG: 0.316<br>Lindy McDaniel, R (8, 1)  | 0-3<br>K<br>FC6-4                                     |   | 0-0<br>5-3  |   | 0-0<br>6-3  |   |   | 0-3<br>K  |   | 3 0 0 0 0 1 1<br>1 0 0 0 0 1 0<br>0 0 0 0 0 0 0                  | <b>San Francisco Giants @ Houston Astros</b><br>Astrodome, Houston, TX<br>Sat Apr 23 1966, 4:33 AM EST<br>Att. 11,963 - Unknown<br><a href="http://livebaseballscorecards.com">livebaseballscorecards.com</a> |   |
| Jesus Alou, R (1, 9)<br>OBP: 0.293, SLG: 0.450   | 0-0<br>F8   |   | 0-0<br>F7   |   |   | 0-0<br>4-3  |   | 0-0<br>G3   |   | 4 0 0 0 0 0 1  |   |   |
| Willie Mays, R (1, 8)<br>OBP: 0.415, SLG: 0.763  | 0-0<br>FC6-4<br>1B<br>1-2f                            |   |   | 0-0<br>F8   |   | 0-0<br>5-3  |   |   | 0-0<br>1-3  | 4 0 0 0 0 0 1  |   |   |
| Willie McCovey, L (1, 3)<br>OBP: 0.390, SLG: 0.281   | 0-0<br>PB<br>1-3<br>1B                                |   |   | 4-0<br>1B<br>BB                                     |   | 0-0<br>F9   |   |   | 0-0<br>1-3  | 3 0 1 0 1 0 0  |   |   |
| Jim Ray Hart, R (1, 5)<br>OBP: 0.513, SLG: 0.676   | 0-0<br>F7<br>1-2                                      |   |   | 0-0<br>1B   |   |   |   |   | 0-0<br>1B   | 3 0 2 0 1 0 2  |   |   |
| Orlando Cepeda, R (1, 7)<br>OBP: 0.278, SLG: 0.412   |   | 0-0<br>6-3  |   | 0-0<br>F6   |   |   | 4-0<br>BB   | 0-3<br>K  | 0-0<br>F5   | 4 0 0 0 0 1 3  |   |   |
| Tom Haller, L (1, 2)<br>OBP: 0.359, SLG: 0.514   |   | 0-0<br>F9   |   |   | 0-0<br>F9<br>2B                                     |   | 0-0<br>F8   |   |   | 3 0 1 0 0 0 1  |   |   |
| Dick Schofield, S (1, 6)   |   | 0-0<br>4-1  |   |   | 0-0<br>F9<br>2-3                                    |   | 0-0<br>4-3  |   |   | 3 0 0 0 0 0 2  |   |   |
| Bobby Bolin, R (1, 1)<br>OBP: 0.222, SLG: 0.125<br>Joe Gibbon, R (6, 1)<br>Don Landrum, L (8, PH)<br>OBP: 0.143, SLG: 0.286<br>Jim Davenport, R (8, 4)<br>OBP: 0.400, SLG: 1.000 |   |   | 0-3<br>K  |   | 0-0<br>F6   |   |   | 0-3<br>K  |   | 2 0 0 0 0 1 1<br>0 0 0 0 0 0 0<br>1 0 0 0 0 1 0<br>0 0 0 0 0 0 0 |   |   |
| <b>Inning Stats</b>  | R: 0 H: 1<br>E: 0 LOB: 2<br>K: 1 BB: 0<br>S: 7 P: 7   | R: 0 H: 0<br>E: 0 LOB: 0<br>K: 0 BB: 0<br>S: 3 P: 3 | R: 0 H: 0<br>E: 0 LOB: 0<br>K: 1 BB: 0<br>S: 5 P: 5 | R: 0 H: 1<br>E: 0 LOB: 1<br>K: 0 BB: 1<br>S: 3 P: 7 | R: 0 H: 1<br>E: 0 LOB: 1<br>K: 0 BB: 0<br>S: 4 P: 4 | R: 0 H: 0<br>E: 0 LOB: 0<br>K: 0 BB: 0<br>S: 3 P: 3 | R: 0 H: 0<br>E: 0 LOB: 1<br>K: 1 BB: 1<br>S: 5 P: 9 | R: 0 H: 0<br>E: 0 LOB: 0<br>K: 2 BB: 0<br>S: 7 P: 7 | R: 0 H: 1<br>E: 0 LOB: 1<br>K: 0 BB: 0<br>S: 4 P: 4 | 1B: 3 SF: 0<br>2B: 1 SAC: 0<br>3B: 0 DP: 0<br>HR: 0 HBP: 0       | WP: 0 PA: 33<br>PB: 2<br>SB: 0<br>CS: 0   |   |
| <b>PITCHER</b><br>Barry Latman, R (1, 1)<br>ERA: 1.17  | IP WLS BF H R ER SO BB IBB HBP BLK WP HR S P ERA WHIP |   |   |   |   |   |   |   |   |  |   | <b>PITCHER</b><br>IP WLS BF H R ER SO BB IBB HBP BLK WP HR S P ERA WHIP |



| Batter   | 1          | 2                  | 3                      | 4                   | 5                 | 6                     | 7              | 8                | 9 |
|--|------------|--------------------|------------------------|---------------------|-------------------|-----------------------|----------------|------------------|---|
| Joe Morgan, L<br>OBP: 0.422, SLG: 0.525 (1, 4)     | 0-0<br>F8  |                    | 4-0<br>1B PB<br>SF9 BB |                     | 0-0<br>F8         | 0-0<br>SH1-3          |                | 0-0<br>G3        |   |
| Sonny Jackson, L<br>OBP: 0.311, SLG: 0.326 (1, 6)  | 0-0<br>1B  |                    | 0-0<br>SF9 S<br>1-3 1B |                     | 0-0<br>1B<br>3B   | 0-0<br>4-3            |                |                  |   |
| Jimmy Wynn, R<br>OBP: 0.250, SLG: 0.390 (1, 8)     | 0-0<br>F9  |                    | 0-3<br>K               |                     | 0-0<br>F9 S<br>1B |                       | 0-0<br>F9      |                  |   |
| Jim Gentile, L<br>OBP: 0.387, SLG: 0.556 (1, 3)    | 0-0<br>4-3 |                    | 4-0<br>IBB             |                     | 4-0<br>1-2<br>IBB |                       | 0-0<br>G3      |                  |   |
| Rusty Staub, L<br>OBP: 0.205, SLG: 0.250 (1, 7)    |            | 0-3<br>K           | 0-0<br>SF9             |                     | 0-0<br>F9         |                       | 0-0<br>G3      |                  |   |
| Dave Nicholson, R<br>OBP: 0.417, SLG: 0.524 (1, 9) |            | 0-0<br>FC5-2<br>3B | 0-3<br>K               |                     | 0-0<br>F7         |                       | 0-0<br>S<br>1B |                  |   |
| Bob Aspromonte, R<br>OBP: 0.279, SLG: 0.205 (1, 5) |            | 0-0<br>FC5-2<br>1B |                        | 0-0<br>F7           |                   | 0-0<br>E7<br>WP<br>1B |                | 0-0<br>1-3       |   |
| John Bateman, R<br>OBP: 0.308, SLG: 0.514 (1, 2)   |            | 0-0<br>1-2<br>1B   |                        | 0-0<br>G4-6-3<br>1B |                   | 0-0<br>6-3            |                | 0-0<br>6-3<br>1B |   |
| Barry Latman, R<br>OBP: 0.286, SLG: 0.167 (1, 1)   |            | 0-0<br>F3          |                        | 0-0<br>G4-6-3       |                   | 0-0<br>SH1-3<br>1B    |                | 0-0<br>6-3       |   |

| Inning Stats | R: 0 | H: 1 | E: 0 | K: 0 | S: 4  | LOB: 1 | BB: 0 | P: 4  |
|--------------|------|------|------|------|---|--------|-------|-------|
|              | R: 0 | H: 2 | E: 0 | K: 1 | S: 7 <td>LOB: 2</td> <td>BB: 0</td> <td>P: 7 </td>  | LOB: 2 | BB: 0 | P: 7  |
|              | R: 1 | H: 1 | E: 0 | K: 2 | S: 8 <td>LOB: 2</td> <td>BB: 2</td> <td>P: 16 </td> | LOB: 2 | BB: 2 | P: 16 |
|              | R: 0 | H: 1 | E: 0 | K: 0 | S: 3 <td>LOB: 0</td> <td>BB: 0</td> <td>P: 3 </td>  | LOB: 0 | BB: 0 | P: 3  |
|              | R: 1 | H: 2 | E: 0 | K: 0 | S: 5 <td>LOB: 2</td> <td>BB: 1</td> <td>P: 9 </td>  | LOB: 2 | BB: 1 | P: 9  |
|              | R: 1 | H: 2 | E: 1 | K: 0 | S: 5 <td>LOB: 1</td> <td>BB: 0</td> <td>P: 5 </td>  | LOB: 1 | BB: 0 | P: 5  |
|              | R: 0 | H: 0 | E: 0 | K: 0 | S: 3 <td>LOB: 0</td> <td>BB: 0</td> <td>P: 3 </td>  | LOB: 0 | BB: 0 | P: 3  |
|              | R: 1 | H: 2 | E: 0 | K: 0 | S: 5 <td>LOB: 1</td> <td>BB: 0</td> <td>P: 5 </td>  | LOB: 1 | BB: 0 | P: 5  |

| PITCHER                                | IP  | WLS | BF | H | R | ER | SO | BB | IBB | HBP | BLK | WP | HR | S  | P  | ERA  | WHIP  |
|--|-----|-----|----|---|---|----|----|----|-----|-----|-----|----|----|----|----|------|-------|
| Bobby Bolin, R<br>ERA: 1.17 (1, 1)     | 5.1 | L   | 27 | 9 | 3 | 3  | 3  | 1  | 2   | 0   | 0   | 1  | 0  | 30 | 42 | 5.06 | 1.875 |
| Joe Gibbon, L<br>ERA: (6, 1)           | 1.2 |     | 5  | 0 | 0 | 0  | 0  | 0  | 0   | 0   | 0   | 0  | 0  | 5  | 5  | 0.00 | 0.000 |
| Lindy McDaniel, R<br>ERA: 10.38 (8, 1) | 1.0 |     | 5  | 2 | 1 | 1  | 0  | 0  | 0   | 0   | 0   | 0  | 0  | 5  | 5  | 9.00 | 2.000 |


**BOTTOM**

**San Francisco Giants @ Houston Astros**  
Astrodome, Houston, TX

Sat Apr 23 1966, 4:33 AM EST  
Att. 11,963 - Unknown

|    |   |   |     |    |    |     |
|----|---|---|-----|----|----|-----|
| AB | R | H | RBI | BB | SO | LOB |
| 3  | 1 | 0 | 0   | 1  | 0  | 1   |
| 4  | 1 | 3 | 0   | 0  | 0  | 1   |
| 4  | 0 | 1 | 1   | 0  | 1  | 3   |
| 2  | 0 | 0 | 0   | 2  | 0  | 1   |
| 3  | 0 | 0 | 1   | 0  | 1  | 2   |
| 4  | 1 | 2 | 0   | 0  | 1  | 4   |
| 4  | 1 | 1 | 0   | 0  | 0  | 2   |
| 4  | 0 | 3 | 1   | 0  | 0  | 1   |
| 4  | 0 | 1 | 1   | 0  | 0  | 4   |

|     |    |
|-----|----|
| AB  | 32 |
| R   | 4  |
| H   | 11 |
| RBI | 4  |
| BB  | 3  |
| SO  | 3  |
| LOB | 19 |



|    |   |     |   |    |   |    |    |
|----|---|-----|---|----|---|----|----|
| 1B | 9 | SF  | 1 | WP | 1 | PA | 37 |
| 2B | 0 | SAC | 1 | PB | 1 |    |    |
| 3B | 2 | DP  | 1 | SB | 3 |    |    |
| HR | 0 | HBP | 0 | CS | 0 |    |    |

| PITCHER | IP | WLS | BF | H | R | ER | SO | BB | IBB | HBP | BLK | WP | HR | S | P | ERA | WHIP |
|---------|----|-----|----|---|---|----|----|----|-----|-----|-----|----|----|---|---|-----|------|
|---------|----|-----|----|---|---|----|----|----|-----|-----|-----|----|----|---|---|-----|------|

| Batter   | 1   | 2                               | 3                            | 4                               | 5                            | 6                               | 7                             | 8                               | 9                            | AB R H RBI BB SO LOB            | TOP   |                                 |                              |                                 |                              |                                 |                              |                                 |                                  |                                    |                                  |        |
|--|---|---------------------------------|------------------------------|---------------------------------|------------------------------|---------------------------------|-------------------------------|---------------------------------|------------------------------|---------------------------------|---|---------------------------------|------------------------------|---------------------------------|------------------------------|---------------------------------|------------------------------|---------------------------------|----------------------------------|------------------------------------|----------------------------------|--------|
| Hal Lanier, R (1, 4)<br>OBP: 0.239, SLG: 0.295     | 0-0<br>F8   |                                 | 0-0<br>6-3                   |                                 |                              | 0-0<br>F3                       | 0-0<br>FC6-4                  |                                 |                              | 4 0 0 0 0 0 2                   | <b>San Francisco Giants @ Houston Astros</b><br>Astrodome, Houston, TX<br>Sat Apr 23 1966, 7:05 PM EST<br>Att. 28,041 - Unknown<br><a href="http://livebaseballscorecards.com">livebaseballscorecards.com</a> |                                 |                              |                                 |                              |                                 |                              |                                 |                                  |                                    |                                  |        |
| Jesus Alou, R (1, 7)<br>OBP: 0.267, SLG: 0.409     | 0-0<br>1-3  |                                 | 0-0<br>F8                    |                                 |                              | 0-0<br>1-3                      |                               | 0-0<br>3-1                      |                              | 4 0 0 0 0 0 0                   |   |                                 |                              |                                 |                              |                                 |                              |                                 |                                  |                                    |                                  |        |
| Willie Mays, R (1, 8)<br>OBP: 0.400, SLG: 0.786    | 0-0<br>F8   |                                 |                              | 0-3<br>K                        |                              | 0-0<br>HR                       |                               | 0-0<br>F6                       |                              | 4 1 1 1 0 1 0                   |   |                                 |                              |                                 |                              |                                 |                              |                                 |                                  |                                    |                                  |        |
| Willie McCovey, L (1, 3)<br>OBP: 0.400, SLG: 0.286 |   | 0-0<br>G3                       |                              | 0-0<br>1B                       |                              | 4-0<br>BB                       |                               | 0-0<br>G3                       |                              | 3 0 1 0 1 0 0                   |   |                                 |                              |                                 |                              |                                 |                              |                                 |                                  |                                    |                                  |        |
| Jim Ray Hart, R (1, 5)<br>OBP: 0.488, SLG: 0.625   |   | 0-0<br>E6<br>2B                 |                              | 0-0<br>F9                       |                              | 0-0<br>F6                       |                               | 4-0<br>BB                       |                              | 3 1 0 0 1 0 2                   |   |                                 |                              |                                 |                              |                                 |                              |                                 |                                  |                                    |                                  |        |
| Tom Haller, L (1, 2)<br>OBP: 0.372, SLG: 0.538     |   | 0-0<br>2-H<br>2B                |                              | 0-0<br>4-3                      |                              |                                 | 0-0<br>1B<br>1B               |                                 | 0-0<br>F7                    | 4 0 2 1 0 0 2                   |   |                                 |                              |                                 |                              |                                 |                              |                                 |                                  |                                    |                                  |        |
| Ollie Brown, R (1, 9)<br>OBP: 0.250, SLG: 0.250    |   | 0-0<br>1-3                      |                              |                                 | 0-0<br>F8-3<br>1B            |                                 | 0-0<br>F7                     |                                 | 0-3<br>K                     | 4 0 1 0 0 1 3                   |   |                                 |                              |                                 |                              |                                 |                              |                                 |                                  |                                    |                                  |        |
| Jim Davenport, R (1, 6)<br>OBP: 0.333, SLG: 0.625  |   | 0-0<br>F8                       |                              |                                 | 0-0<br>F8-3<br>1-2           |                                 | 0-0<br>FC1-6<br>1B            |                                 | 0-0<br>5-3                   | 4 0 1 0 0 0 3                   |   |                                 |                              |                                 |                              |                                 |                              |                                 |                                  |                                    |                                  |        |
| Gaylord Perry, R (1, 1)<br>OBP: 0.333, SLG: 0.625  |   |                                 | 0-0<br>F6                    |                                 | 0-3<br>K                     |                                 | 0-0<br>FC1-6<br>FC6-4<br>1-2f |                                 |                              | 3 0 0 0 0 1 2                   |   |                                 |                              |                                 |                              |                                 |                              |                                 |                                  |                                    |                                  |        |
| <b>Inning Stats</b>                                | R: 0<br>E: 0<br>K: 0<br>S: 3                          | H: 0<br>LOB: 0<br>BB: 0<br>P: 3 | R: 1<br>E: 1<br>K: 0<br>S: 5 | H: 1<br>LOB: 1<br>BB: 0<br>P: 5 | R: 0<br>E: 0<br>K: 0<br>S: 3 | H: 0<br>LOB: 0<br>BB: 0<br>P: 3 | R: 0<br>E: 0<br>K: 1<br>S: 6  | H: 1<br>LOB: 1<br>BB: 0<br>P: 6 | R: 0<br>E: 0<br>K: 1<br>S: 5 | H: 1<br>LOB: 0<br>BB: 0<br>P: 5 | R: 1<br>E: 0<br>K: 0<br>S: 4  | H: 1<br>LOB: 1<br>BB: 1<br>P: 8 | R: 0<br>E: 0<br>K: 0<br>S: 5 | H: 2<br>LOB: 2<br>BB: 0<br>P: 5 | R: 0<br>E: 0<br>K: 0<br>S: 3 | H: 0<br>LOB: 0<br>BB: 0<br>P: 3 | R: 0<br>E: 0<br>K: 1<br>S: 5 | H: 0<br>LOB: 1<br>BB: 1<br>P: 9 | 1B: 4<br>2B: 2<br>3B: 0<br>HR: 1 | SF: 0<br>SAC: 0<br>DP: 1<br>HBP: 0 | WP: 0<br>PB: 0<br>SB: 0<br>CS: 0 | PA: 35 |
| <b>PITCHER</b>                                     | IP WLS BF H R ER SO BB IBB HBP BLK WP HR S P ERA WHIP |                                 |                              |                                 |                              |                                 |                               |                                 |                              |                                 |   |                                 |                              |                                 |                              |                                 |                              |                                 |                                  |                                    |                                  |        |
| Robin Roberts, R (1, 1)<br>ERA: 3.32               | 8.0 L 31 6 2 1 2 1 0 0 0 0 0 1 34 38 1.12 0.875       |                                 |                              |                                 |                              |                                 |                               |                                 |                              |                                 |   |                                 |                              |                                 |                              |                                 |                              |                                 |                                  |                                    |                                  |        |
| Jim Owens, R (9, 1)<br>ERA: 1.5                    | 1.0 4 0 0 0 1 1 0 0 0 0 0 0 5 9 0.00 1.000            |                                 |                              |                                 |                              |                                 |                               |                                 |                              |                                 |   |                                 |                              |                                 |                              |                                 |                              |                                 |                                  |                                    |                                  |        |





| Batter  | 1   | 2   | 3   | 4   | 5   | 6   | 7  | 8   | 9   | AB R H RBI BB SO LOB   | TOP   |   |
|---|---|---|---|---|---|---|--|---|---|--|---|---|
| Hal Lanier, R (1, 4)<br>OBP: 0.224, SLG: 0.277<br>Don Landrum, L (7, PH)<br>OBP: 0.125, SLG: 0.250<br>Joe Gibbon, R (7, 1)<br>Frank Linzy, R (8, 1)<br>OBP: 0.500, SLG: 1.500 | 0-0<br>F9   |   | 0-3<br>K  |   | 0-0<br>5-3  |   | 0-0<br>F2  |   | 0-0<br>3B   | 3 0 0 0 0 1 0<br>1 0 0 0 0 0 2<br>0 0 0 0 0 0 0<br>1 0 1 1 0 0 0 | <b>San Francisco Giants @ Houston Astros</b><br>Astrodome, Houston, TX<br>Sun Apr 24 1966, 4:33 AM EDT<br>Att. 20,197 - Unknown<br><a href="http://livebaseballscorecards.com">livebaseballscorecards.com</a> |   |
| Jesus Alou, R (1, 7)<br>OBP: 0.260, SLG: 0.388  | 0-0<br>6-3  |   | 0-0<br>E1<br>1B                                     |   | 0-0<br>5-3  |   | 0-0<br>F4  | 0-0<br>5-3  | 5 0 1 0 0 0 1                                       |  |   |   |
| Willie Mays, R (1, 8)<br>OBP: 0.388, SLG: 0.804   | 0-0<br>E6<br>BB<br>1B                                 |   | 0-0<br>F7   |   | 0-0<br>F8   |   | 0-0<br>HR  |   | 4 1 1 1 0 0 1                                       |  |   |   |
| Willie McCovey, L (1, 3)<br>OBP: 0.408, SLG: 0.308  | 0-0<br>BB<br>1-2<br>1B                                |   |   | 0-0<br>1B   |   | 0-0<br>4-1  |  | 0-0<br>4-3  | 4 0 2 0 0 0 0                                       |  |   |   |
| Jim Ray Hart, R (1, 5)<br>OBP: 0.489, SLG: 0.674  | 4-0<br>BB<br>1-2<br>2-3<br>BB                         |   |   | 0-0<br>F7   |   | 0-0<br>5-3  |  | 0-0<br>HR   | 3 1 1 1 1 0 1                                       |  |   |   |
| Tom Haller, L (1, 2)<br>OBP: 0.362, SLG: 0.500  | 0-0<br>F2   |   |   | 0-0<br>F8   |   | 4-0<br>BB<br>1B<br>BB                               |  | 0-0<br>F9   | 3 1 0 0 1 0 4                                       |  |   |   |
| Ollie Brown, R (1, 9)<br>OBP: 0.375, SLG: 0.286   |   | 0-0<br>G4-6-3<br>1B                                 |   | 0-3<br>K  |   | 4-0<br>BB<br>1-2<br>1B<br>BB                        |  | 0-0<br>F8   | 3 0 1 0 1 1 1                                       |  |   |   |
| Jim Davenport, R (1, 6)<br>OBP: 0.385, SLG: 0.583<br>(7, 4)   |   | 0-0<br>G4-6-3<br>1-2f                               |   | 0-0<br>6-3  |   | 0-0<br>BB<br>1-2<br>2-H<br>1B                       |  | 0-0<br>FC3-6<br>1B                                  | 4 0 2 1 0 0 1                                       |  |   |   |
| Ron Herbel, R (1, 1)<br>Orlando Cepeda, R (7, PH)<br>OBP: 0.263, SLG: 0.389<br>Dick Schofield, S (7, 6)   |   | 0-0<br>6-3  |   | 0-3<br>K  |   | 0-0<br>F3   |  | 0-0<br>FC3-6<br>1-2f<br>3B                          | 2 0 0 0 0 1 0<br>1 0 0 0 0 0 2<br>1 1 0 0 0 0 1     |  |   |   |
| <b>Inning Stats</b>   | R: 0 H: 1<br>E: 1 LOB: 3<br>K: 0 BB: 1<br>S: 5 P: 9   | R: 0 H: 1<br>E: 0 LOB: 0<br>K: 0 BB: 0<br>S: 3 P: 3 | R: 0 H: 1<br>E: 1 LOB: 1<br>K: 1 BB: 0<br>S: 5 P: 5 | R: 0 H: 1<br>E: 0 LOB: 1<br>K: 1 BB: 0<br>S: 6 P: 6 | R: 0 H: 0<br>E: 0 LOB: 0<br>K: 1 BB: 0<br>S: 5 P: 5 | R: 0 H: 0<br>E: 0 LOB: 0<br>K: 0 BB: 0<br>S: 3 P: 3 | R: 1 H: 1<br>E: 0 LOB: 2<br>K: 0 BB: 2<br>S: 4 P: 12 | R: 2 H: 2<br>E: 0 LOB: 0<br>K: 0 BB: 0<br>S: 5 P: 5 | R: 1 H: 2<br>E: 0 LOB: 1<br>K: 0 BB: 0<br>S: 5 P: 5 | 1B: 6 SF: 0<br>2B: 0 SAC: 0<br>3B: 1 DP: 1<br>HR: 2 HBP: 0       | WP: 0 PA: 38<br>PB: 0<br>SB: 0<br>CS: 0   |   |
| <b>PITCHER</b><br>Larry Dierker, R (1, 1)<br>ERA: 5.79<br>Jim Owens, R (7, 1)<br>ERA: 4.15  | IP WLS BF H R ER SO BB IBB HBP BLK WP HR S P ERA WHIP |   |   |   |   |   |  |   |   |  |   | <b>PITCHER</b><br>IP WLS BF H R ER SO BB IBB HBP BLK WP HR S P ERA WHIP |
|   | 6.1 25 4 1 1 3 3 0 0 0 0 0 0 28 40 1.42 1.105         |   |   |   |   |   |  |   |   |  |   |   |





| Batter   | 1                      | 2                 | 3          | 4                                 | 5                    | 6                       | 7         | 8                    | 9          | AB R H RBI BB SO LOB           |
|--|------------------------|-------------------|------------|-----------------------------------|----------------------|-------------------------|-----------|----------------------|------------|--------------------------------|
| Joe Morgan, L<br>OBP: 0.407, SLG: 0.479 (1, 4)     | 0-0<br>CS<br>1B        |                   | 0-0<br>G3  |                                   | 0-0<br>F8            |                         | 0-0<br>F7 |                      | 0-0<br>3-1 | 5 0 1 0 0 0 0                  |
| Sonny Jackson, L<br>OBP: 0.314, SLG: 0.347 (1, 6)  | 0-0<br>F8<br>1-2<br>1B |                   | 0-0<br>4-3 |                                   | 4-0<br>1B<br>S<br>BB |                         | 0-0<br>F9 |                      | 0-0<br>1-3 | 2 0 1 0 0 0 0<br>2 0 0 0 1 0 0 |
| Jimmy Wynn, R<br>OBP: 0.269, SLG: 0.469 (1, 8)     | 0-0<br>F8<br>1-3       |                   | 0-0<br>HR  |                                   | 0-0<br>1-3<br>1B     |                         | 0-0<br>2B |                      |            | 4 1 3 1 0 0 1                  |
| Jim Gentile, L<br>OBP: 0.316, SLG: 0.441 (1, 3)    | 0-0<br>F7              |                   | 0-0<br>4-3 |                                   | 0-0<br>F3            |                         | 0-0<br>F9 |                      |            | 4 0 0 0 0 0 4                  |
| Rusty Staub, L<br>OBP: 0.255, SLG: 0.342 (1, 7)    |                        | 0-0<br>6-3<br>2B  |            | 0-0<br>1B<br>G6-4-3<br>2B         |                      | 4-0<br>1B<br>BB         |           | 0-0<br>6-3           |            | 3 1 2 0 1 0 0                  |
| Dave Nicholson, R<br>OBP: 0.375, SLG: 0.448 (1, 9) |                        | 0-0<br>F8         |            | 0-0<br>G6-4-3<br>2-3<br>1B        |                      | 0-0<br>1-2<br>1B        |           | 0-0<br>F7            |            | 4 0 2 0 0 0 1                  |
| Bob Aspromonte, R<br>OBP: 0.300, SLG: 0.239 (1, 5) |                        | 0-0<br>6-3<br>2-3 |            | 0-0<br>G6-4-3<br>1-2f<br>3-H<br>K |                      | 0-0<br>1-2<br>2-H<br>1B |           | 0-0<br>FC6-4<br>1B   |            | 4 0 2 0 0 0 2                  |
| John Bateman, R<br>OBP: 0.302, SLG: 0.475 (1, 2)   |                        | 4-0<br>IBB        |            | 0-3<br>K                          |                      | 0-3<br>K                |           | 0-0<br>FC6-4<br>1-2f |            | 3 0 0 0 1 2 3                  |
| Larry Dierker, R (1, 1)                            |                        | 0-3<br>K          |            |                                   |                      | 0-3<br>K                |           |                      |            | 3 0 0 0 0 2 4                  |
| Jim Owens, R (7, 1)                                |                        |                   |            |                                   |                      |                         |           |                      |            | 0 0 0 0 0 0 0                  |
| Lee Maye, L (9, PH)<br>OBP: 0.129, SLG: 0.133      |                        |                   |            |                                   |                      |                         |           |                      |            | 1 0 0 0 0 1 0                  |

BOTTOM

San Francisco Giants @ Houston Astros  
Astrodome, Houston, TX  
Sun Apr 24 1966, 4:33 AM EDT  
Att. 20,197 - Unknown

livebaseballscorecards.com

|     |    |
|-----|----|
| AB  | 35 |
| R   | 2  |
| H   | 11 |
| RBI | 1  |
| BB  | 3  |
| SO  | 5  |
| LOB | 15 |



| Inning Stats | R: 0 | H: 2 | E: 0 | K: 0 | S: 4 | R: 0 | H: 1 | E: 0 | K: 1 | S: 6 | R: 1 | H: 1 | E: 0 | K: 0 | S: 4 | R: 0 | H: 2 | E: 0 | K: 1 | S: 6 | R: 0 | H: 1 | E: 0 | K: 1 | S: 6 | R: 0 | H: 2 | E: 0 | K: 0 | S: 4 | R: 0 | H: 1 | E: 0 | K: 0 | S: 5 | R: 0 | H: 0 | E: 0 | K: 1 | S: 5 | 1B: 7 | 2B: 3 | 3B: 0 | HR: 1 | SF: 0 | SAC: 0 | DP: 1 | HBP: 0 | WP: 0 | PB: 0 | SB: 2 | CS: 1 | PA: 38 |
|--------------|------|------|------|------|------|------|------|------|------|------|------|------|------|------|------|------|------|------|------|------|------|------|------|------|------|------|------|------|------|------|------|------|------|------|------|------|------|------|------|------|-------|-------|-------|-------|-------|--------|-------|--------|-------|-------|-------|-------|--------|
|--------------|------|------|------|------|------|------|------|------|------|------|------|------|------|------|------|------|------|------|------|------|------|------|------|------|------|------|------|------|------|------|------|------|------|------|------|------|------|------|------|------|-------|-------|-------|-------|-------|--------|-------|--------|-------|-------|-------|-------|--------|

| PITCHER                           | IP  | WLS | BF | H | R | ER | SO | BB | IBB | HBP | BLK | WP | HR | S  | P  | ERA  | WHIP  |
|-----------------------------------|-----|-----|----|---|---|----|----|----|-----|-----|-----|----|----|----|----|------|-------|
| Ron Herbel, R<br>ERA: 5.93 (1, 1) | 6.0 |     | 27 | 9 | 2 | 2  | 4  | 2  | 1   | 0   | 0   | 0  | 1  | 32 | 44 | 3.00 | 1.833 |
| Joe Gibbon, L<br>ERA: (7, 1)      | 1.2 | W   | 7  | 2 | 0 | 0  | 0  | 0  | 0   | 0   | 0   | 0  | 0  | 7  | 7  | 0.00 | 1.200 |
| Frank Linzy, R<br>ERA: 5.4 (8, 1) | 1.1 | S   | 4  | 0 | 0 | 0  | 1  | 0  | 0   | 0   | 0   | 0  | 0  | 6  | 6  | 0.00 | 0.000 |

| Batter  | 1  | 2   | 3   | 4   | 5  | 6   | 7   | 8   | 9   | AB R H RBI BB SO LOB   | TOP  |                |   |
|---|--|---|---|---|--|---|---|---|---|--|--|----------------|---|
| <b>Felipe Alou, R</b><br>OBP: 0.383, SLG: 0.571 (1, 8) X    | 0-0<br>3-4<br>1B   |   | 0-0<br>F4   | 0-0<br>F7   |  | 0-0<br>5-3  |   |   | 0-0<br>F9   | 5 0 1 0 0 0 1  |  |                |   |
| <b>Eddie Mathews, L</b><br>OBP: 0.289, SLG: 0.211 (1, 5) X  | 0-0<br>3-4<br>1-2  |   | 0-0<br>F8   |   | 4-0<br>HR<br>BB  |   | 0-0<br>5-3  | 0-0<br>4-3  | 4 1 0 0 1 0 1   |  |  |                |   |
| <b>Hank Aaron, R</b><br>OBP: 0.328, SLG: 0.451 (1, 9) B B B | 4-0<br>BB  |   | 4-0<br>1B<br>HR<br>BB   |   | 0-0<br>HR  |   | 0-0<br>F8   | 0-0<br>F6   | 3 2 1 2 2 0 0   |  |  |                |   |
| <b>Joe Torre, R</b><br>OBP: 0.426, SLG: 0.660 (1, 2) X      | 0-0<br>F8  |   | 0-0<br>HR<br>1B   |   | 0-0<br>6-3   |   | 0-0<br>5-3  |   | 4 1 1 0 0 0 2   |  |  |                |   |
| <b>Lee Thomas, L</b><br>OBP: 0.286, SLG: 0.442 (1, 3) S S S | 0-3<br>K   |   | 0-0<br>HR   |   | 0-0<br>1B  |   |   | 0-0<br>1B<br>1B   | 4 1 3 3 0 1 2   |  |  |                |   |
| <b>Rico Carty, R</b><br>OBP: 0.356, SLG: 0.350 (1, 7) X     |  | 0-0<br>F8 WP<br>1B  | 0-0<br>6-3  |   | 0-3<br>K   |   |   | 0-0<br>1-2<br>1B  | 4 0 2 0 0 1 1   |  |  |                |   |
| <b>Denis Menke, R</b><br>OBP: 0.442, SLG: 0.368 (1, 6) X    |  | 0-0<br>6-3<br>1-2   |   | 0-0<br>F5   |  | 0-0<br>F8   |   | 0-0<br>F6   | 4 0 0 0 0 0 4   |  |  |                |   |
| <b>Woody Woodward, R</b><br>OBP: 0.409, SLG: 0.235 (1, 4) X |  | 0-0<br>F8<br>2-3  |   | 0-0<br>5-3  |  | 0-0<br>5-3  |   | 0-0<br>F3   | 4 0 0 0 0 0 3   |  |  |                |   |
| <b>Ken Johnson, R</b><br>OBP: 0.143, SLG: 0.286 (1, 1) X    |  | 0-0<br>F8   |   | 0-0<br>2B   |  | 0-3<br>K  |   | 0-0<br>F9   | 4 0 1 0 0 1 3   |  |  |                |   |
| <b>Inning Stats</b>   | R: 0<br>E: 0<br>K: 1<br>S: 6<br>H: 1<br>LOB: 2<br>BB: 1<br>P: 10 | R: 0<br>E: 0<br>K: 0<br>S: 4<br>H: 1<br>LOB: 1<br>BB: 0<br>P: 4 | R: 3<br>E: 0<br>K: 0<br>S: 5<br>H: 2<br>LOB: 0<br>BB: 1<br>P: 9 | R: 0<br>E: 0<br>K: 0<br>S: 4<br>H: 1<br>LOB: 1<br>BB: 0<br>P: 4 | R: 2<br>E: 0<br>K: 1<br>S: 7<br>H: 2<br>LOB: 1<br>BB: 1<br>P: 11 | R: 0<br>E: 0<br>K: 1<br>S: 5<br>H: 0<br>LOB: 0<br>BB: 0<br>P: 5 | R: 0<br>E: 0<br>K: 0<br>S: 3<br>H: 0<br>LOB: 0<br>BB: 0<br>P: 3 | R: 0<br>E: 0<br>K: 0<br>S: 5<br>H: 2<br>LOB: 2<br>BB: 0<br>P: 5 | R: 0<br>E: 0<br>K: 0<br>S: 3<br>H: 0<br>LOB: 0<br>BB: 0<br>P: 3 | 1B: 6<br>2B: 1<br>3B: 0<br>HR: 2<br>SF: 0<br>SAC: 0<br>DP: 0<br>HBP: 0 | WP: 1<br>PB: 0<br>SB: 0<br>CS: 0<br>PA: 39 |                |   |
| <b>PITCHER</b>  | IP WLS BF H R ER SO BB IBB HBP BLK WP HR S P ERA WHIP            |   |   |   |  |   |   |   |   |  |  | <b>PITCHER</b> | IP WLS BF H R ER SO BB IBB HBP BLK WP HR S P ERA WHIP |
| <b>Bob Shaw, R</b><br>ERA: 4.97 (1, 1)                      | 3.0 L 15 4 3 3 1 2 0 0 0 1 1 15 23 9.00 2.000                    |   |   |   |  |   |   |   |   |  |  |                |   |
| <b>Bob Priddy, R</b><br>ERA: 4.5 (4, 1)                     | 2.0 10 3 2 2 1 1 0 0 0 0 1 11 15 9.00 2.000                      |   |   |   |  |   |   |   |   |  |  |                |   |
| <b>Lindy McDaniel, R</b><br>ERA: 6.14 (6, 1)                | 3.0 11 2 0 0 1 0 0 0 0 0 0 13 13 0.00 0.667                      |   |   |   |  |   |   |   |   |  |  |                |   |
| <b>Bill Henry, L</b><br>ERA: (9, 1)                         | 1.0 3 0 0 0 0 0 0 0 0 0 0 3 3 0.00 0.000                         |   |   |   |  |   |   |   |   |  |  |                |   |

Atlanta Braves @ San Francisco Giants  
Candlestick Park, San Francisco, CA

AB 36  
R 5  
H 9  
RBI 5  
BB 3  
SO 3  
LOB 17



Mon Apr 25 1966, 6:33 AM EDT  
Att. 8,259 - Unknown

livebaseballscorecards.com

| Batter  | 1         | 2                  | 3                   | 4          | 5                | 6          | 7         | 8         | 9          | AB | R | H | RBI | BB | SO | LOB |
|---|-----------|--------------------|---------------------|------------|------------------|------------|-----------|-----------|------------|----|---|---|-----|----|----|-----|
| Hal Lanier, R (1, 4)<br>OBP: 0.212, SLG: 0.260<br>Orlando Cepeda, R (8, PH)<br>OBP: 0.300, SLG: 0.421<br>Dick Schofield, S (8, PR)<br>Bill Henry, L (9, 1)  | 0-0<br>F7 |                    | 0-0<br>G1-6-3       |            |                  | 0-0<br>3-1 |           | 0-0<br>1B |            | 3  | 0 | 0 | 0   | 0  | 0  | 2   |
| Jesus Alou, R (1, 7)<br>OBP: 0.241, SLG: 0.358  | 0-0<br>F2 |                    |                     | 0-3<br>K   |                  | 0-0<br>F2  |           | 0-3<br>K  |            | 4  | 0 | 0 | 0   | 0  | 2  | 1   |
| Willie Mays, R (1, 8)<br>OBP: 0.377, SLG: 0.755   | 0-0<br>F4 |                    |                     | 0-3<br>K   |                  | 4-0<br>BB  |           |           | 0-0<br>F7  | 3  | 0 | 0 | 0   | 1  | 1  | 0   |
| Willie McCovey, L (1, 3)<br>OBP: 0.396, SLG: 0.302  |           | 0-0<br>FC1-4<br>1B |                     | 0-0<br>4-1 |                  | 0-0<br>F4  |           |           | 0-0<br>4-3 | 4  | 0 | 1 | 0   | 0  | 0  | 1   |
| Jim Ray Hart, R (1, 5)<br>OBP: 0.451, SLG: 0.617  |           | 0-0<br>FC1-4<br>CS |                     |            | 0-0<br>F2        |            | 0-3<br>K  |           | 0-0<br>F8  | 4  | 0 | 0 | 0   | 0  | 1  | 1   |
| Tom Haller, L (1, 2)<br>OBP: 0.360, SLG: 0.477  |           | 0-0<br>F9          |                     |            | 4-0<br>BB<br>BB  |            | 0-0<br>F9 |           |            | 2  | 0 | 0 | 0   | 1  | 0  | 1   |
| Ollie Brown, R (1, 9)<br>OBP: 0.455, SLG: 0.250   |           |                    | 4-0<br>BB<br>BB     |            | 4-0<br>BB<br>1-2 |            | 0-0<br>F9 |           |            | 1  | 0 | 0 | 0   | 2  | 0  | 0   |
| Jim Davenport, R (1, 6)<br>OBP: 0.375, SLG: 0.533   |           |                    | 0-0<br>G1-6-3<br>1B |            | 0-0<br>F8        |            |           | 0-0<br>F5 |            | 3  | 0 | 1 | 0   | 0  | 0  | 2   |
| Bob Shaw, R (1, 1)<br>Len Gabrielson, L (3, PH)<br>OBP: 0.320, SLG: 0.300<br>Bob Priddy, R (4, 1)<br>Don Landrum, L (5, PH)<br>OBP: 0.111, SLG: 0.222<br>Lindy McDaniel, R (6, 1)<br>Don Mason, L (8, PH)<br>(9, 4) |           |                    | 0-3<br>K            |            | 0-0<br>F4        |            |           | 0-0<br>F6 |            | 0  | 0 | 0 | 0   | 0  | 0  | 0   |

| Inning Stats                                  | R: 0    | H: 0   | E: 0   | K: 0   | S: 3  | R: 0  | H: 1   | E: 0  | K: 0   | S: 3   | R: 0   | H: 1  | E: 0   | K: 1  | S: 5  | R: 0      | H: 0        | E: 0 | K: 2   | S: 7  | R: 0 | H: 0   | E: 0  | K: 0 | S: 3   | R: 0  | H: 0 | E: 0   | K: 1  | S: 5 | R: 0   | H: 1  | E: 0 | K: 1   | S: 6  | R: 0   | H: 0  | E: 0   | K: 0  | S: 3  | R: 0  | H: 0  | E: 0  | K: 0  | S: 3  | R: 0  | H: 0   | E: 0 | K: 0 | S: 3 |
|---|---------|--------|--------|--------|-------|-------|--------|-------|--------|--------|--------|-------|--------|-------|-------|-----------|-------------|------|--------|-------|------|--------|-------|------|--------|-------|------|--------|-------|------|--------|-------|------|--------|-------|--------|-------|--------|-------|-------|-------|-------|-------|-------|-------|-------|--------|------|------|------|
|   | LOB: 0  | BB: 0  | P: 3   | LOB: 0 | BB: 0 | P: 3  | LOB: 1 | BB: 1 | P: 9   | LOB: 0 | BB: 0  | P: 7  | LOB: 2 | BB: 2 | P: 11 | LOB: 1    | BB: 1       | P: 7 | LOB: 0 | BB: 0 | P: 5 | LOB: 0 | BB: 0 | P: 5 | LOB: 1 | BB: 0 | P: 6 | LOB: 0 | BB: 0 | P: 3 | LOB: 0 | BB: 0 | P: 3 | LOB: 3 | SF: 0 | SAC: 0 | DP: 1 | HBP: 0 | 1B: 3 | 2B: 0 | 3B: 0 | HR: 0 | WP: 0 | PB: 0 | SB: 0 | CS: 1 | PA: 32 |      |      |      |
| PITCHER<br>Ken Johnson, R (1, 1)<br>ERA: 1.69 | IP: 9.0 | WLS: W | BF: 32 | H: 3   | R: 0  | ER: 0 | SO: 5  | BB: 4 | IBB: 0 | HBP: 0 | BLK: 0 | WP: 0 | HR: 0  | S: 38 | P: 54 | ERA: 0.00 | WHIP: 0.778 |      |        |       |      |        |       |      |        |       |      |        |       |      |        |       |      |        |       |        |       |        |       |       |       |       |       |       |       |       |        |      |      |      |

**BOTTOM**

**Atlanta Braves @ San Francisco Giants**  
Candlestick Park, San Francisco, CA

Mon Apr 25 1966, 6:33 AM EDT  
Att. 8,259 - Unknown

livebaseballscorecards.com

|     |    |
|-----|----|
| AB  | 28 |
| R   | 0  |
| H   | 3  |
| RBI | 0  |
| BB  | 4  |
| SO  | 5  |
| LOB | 12 |



| Batter   | 1                            | 2                               | 3                            | 4                                | 5                            | 6                                | 7                            | 8                               | 9                            | AB                              | R                             | H                                | RBI                          | BB                              | SO                           | LOB                             | TOP                          |                                 |                                  |                                    |                                  |        |  |  |  |
|--|------------------------------|---------------------------------|------------------------------|----------------------------------|------------------------------|----------------------------------|------------------------------|---------------------------------|------------------------------|---------------------------------|-------------------------------|----------------------------------|------------------------------|---------------------------------|------------------------------|---------------------------------|------------------------------|---------------------------------|----------------------------------|------------------------------------|----------------------------------|--------|--|--|--|
| Felipe Alou, R<br>OBP: 0.431, SLG: 0.738<br>(1, 8)   | 0-0<br>HR                    |                                 | 0-0<br>FC1-5<br>2B           | 0-0<br>HR                        |                              | 0-0<br>E<br>1B                   | 0-0<br>2B                    |                                 |                              | 5                               | 3                             | 5                                | 2                            | 0                               | 0                            | 0                               |                              |                                 |                                  |                                    |                                  |        |  |  |  |
| Eddie Mathews, L<br>OBP: 0.265, SLG: 0.190<br>Miguel de la Hoz, R<br>(6, 5)  | 0-0<br>F9                    |                                 | 0-0<br>FC1-5<br>HR           | 0-0<br>F3                        |                              | 0-0<br>E4<br>1B                  | 0-0<br>F4                    |                                 |                              | 4                               | 2                             | 0                                | 0                            | 0                               | 0                            | 2                               |                              |                                 |                                  |                                    |                                  |        |  |  |  |
| Hank Aaron, R<br>OBP: 0.333, SLG: 0.491<br>Adrian Garrett, L<br>(8, 9)   | 0-3<br>K                     |                                 | 0-0<br>HR                    | 0-0<br>5-3                       |                              | 4-0<br>1B<br>2B<br>IBB           |                              | 0-0<br>6-3                      |                              | 4                               | 2                             | 1                                | 2                            | 1                               | 1                            | 0                               |                              |                                 |                                  |                                    |                                  |        |  |  |  |
| Joe Torre, R<br>OBP: 0.424, SLG: 0.692<br>(1, 2)   | 0-3<br>K                     |                                 | 0-0<br>HR                    | 0-0<br>5-3                       |                              | 0-0<br>2B<br>1B                  |                              | 0-0<br>5-3                      |                              | 5                               | 2                             | 2                                | 2                            | 0                               | 1                            | 0                               |                              |                                 |                                  |                                    |                                  |        |  |  |  |
| Lee Thomas, L<br>OBP: 0.310, SLG: 0.453<br>Marty Keough, L<br>OBP: 0.167, SLG: 0.167<br>(3, 3)   |                              | 4-0<br>SH1-4<br>4-3<br>BB       | 0-0<br>1B<br>BB<br>1B        |                                  | 0-0<br>4-3                   | 0-3<br>K                         |                              | 0-0<br>1B                       |                              | 1                               | 1                             | 1                                | 0                            | 1                               | 0                            | 0                               |                              |                                 |                                  |                                    |                                  |        |  |  |  |
| Rico Carty, R<br>OBP: 0.380, SLG: 0.372<br>(1, 7)  |                              | 4-0<br>SH1-4<br>1-2<br>BB       | 4-0<br>1B<br>BB              |                                  | 0-0<br>F9                    | 0-0<br>1-H<br>2-H<br>3-H<br>2B   |                              | 0-3<br>K                        |                              | 3                               | 0                             | 1                                | 3                            | 2                               | 1                            | 1                               |                              |                                 |                                  |                                    |                                  |        |  |  |  |
| Denis Menke, R<br>OBP: 0.446, SLG: 0.381<br>(1, 6)   |                              | 0-0<br>SH1-4<br>1-2<br>2-3      | 0-0<br>1-2<br>2-3<br>1B      |                                  | 0-0<br>5-3                   | 0-3<br>K2-3                      |                              | 0-0<br>FC6-4<br>1B              |                              | 4                               | 0                             | 2                                | 0                            | 0                               | 1                            | 1                               |                              |                                 |                                  |                                    |                                  |        |  |  |  |
| Woody Woodward, R<br>OBP: 0.391, SLG: 0.222<br>Gary Geiger, L<br>OBP: 0.167, SLG: 0.125<br>Sandy Alomar Sr., S<br>OBP: 0.200, SLG: 0.111<br>(3, 4) | 0-0<br>4-3                   |                                 | 0-0<br>F4                    |                                  | 0-0<br>5-3                   | 0-0<br>F6                        | 0-3<br>K                     | 0-0<br>FC6-4<br>K               |                              | 1                               | 0                             | 0                                | 1                            | 0                               | 0                            | 1                               |                              |                                 |                                  |                                    |                                  |        |  |  |  |
| Tony Cloninger, R<br>OBP: 0.250, SLG: 0.273<br>Clay Carroll, R<br>(6, 1)   | 0-0<br>6-3                   |                                 | 0-0<br>F9                    |                                  | 0-0<br>5-3                   | 0-0<br>E<br>1B                   | 0-0<br>1-3                   | 0-3<br>K                        |                              | 3                               | 1                             | 1                                | 0                            | 0                               | 0                            | 4                               |                              |                                 |                                  |                                    |                                  |        |  |  |  |
| <b>Inning Stats</b>  | R: 1<br>E: 0<br>K: 2<br>S: 8 | H: 1<br>LOB: 0<br>BB: 0<br>P: 8 | R: 1<br>E: 0<br>K: 0<br>S: 3 | H: 0<br>LOB: 1<br>BB: 2<br>P: 11 | R: 3<br>E: 0<br>K: 0<br>S: 8 | H: 5<br>LOB: 3<br>BB: 1<br>P: 12 | R: 1<br>E: 0<br>K: 0<br>S: 4 | H: 1<br>LOB: 0<br>BB: 0<br>P: 4 | R: 0<br>E: 0<br>K: 0<br>S: 3 | H: 0<br>LOB: 0<br>BB: 0<br>P: 3 | R: 5<br>E: 1<br>K: 2<br>S: 12 | H: 4<br>LOB: 1<br>BB: 1<br>P: 16 | R: 0<br>E: 0<br>K: 1<br>S: 6 | H: 1<br>LOB: 1<br>BB: 0<br>P: 6 | R: 0<br>E: 0<br>K: 1<br>S: 6 | H: 1<br>LOB: 1<br>BB: 0<br>P: 6 | R: 0<br>E: 0<br>K: 1<br>S: 5 | H: 1<br>LOB: 0<br>BB: 0<br>P: 5 | 1B: 7<br>2B: 3<br>3B: 0<br>HR: 4 | SF: 0<br>SAC: 1<br>DP: 0<br>HBP: 0 | WP: 0<br>PB: 0<br>SB: 0<br>CS: 0 | PA: 45 |  |  |  |
| <b>PITCHER</b>   | IP                           | WLS                             | BF                           | H                                | R                            | ER                               | SO                           | BB                              | IBB                          | HBP                             | BLK                           | WP                               | HR                           | S                               | P                            | ERA                             | WHIP                         |                                 |                                  |                                    |                                  |        |  |  |  |
| Bobby Bolin, R<br>ERA: 2.84<br>(1, 1)  | 2.1                          | L                               | 13                           | 4                                | 5                            | 5                                | 2                            | 2                               | 0                            | 0                               | 0                             | 0                                | 3                            | 15                              | 23                           | 19.29                           | 2.571                        |                                 |                                  |                                    |                                  |        |  |  |  |
| Bob Priddy, R<br>ERA: 4.05<br>(3, 1)   | 2.2                          |                                 | 12                           | 3                                | 1                            | 1                                | 0                            | 1                               | 0                            | 0                               | 0                             | 0                                | 1                            | 11                              | 15                           | 3.38                            | 1.500                        |                                 |                                  |                                    |                                  |        |  |  |  |
| Lindy McDaniel, R<br>ERA: 6.48<br>(6, 1)   | 1.0                          |                                 | 9                            | 4                                | 5                            | 1                                | 2                            | 0                               | 1                            | 0                               | 0                             | 0                                | 0                            | 12                              | 16                           | 9.00                            | 4.000                        |                                 |                                  |                                    |                                  |        |  |  |  |
| Ron Herbel, R<br>ERA: 4.86<br>(7, 1)   | 3.0                          |                                 | 11                           | 3                                | 0                            | 0                                | 3                            | 0                               | 0                            | 0                               | 0                             | 0                                | 0                            | 17                              | 17                           | 0.00                            | 1.000                        |                                 |                                  |                                    |                                  |        |  |  |  |

Atlanta Braves @ San Francisco Giants  
Candlestick Park, San Francisco, CA  
Tue Apr 26 1966, 10:05 PM EDT  
Att. 14,069 - Unknown

livebaseballscorecards.com

|     |    |
|-----|----|
| AB  | 40 |
| R   | 11 |
| H   | 14 |
| RBI | 10 |
| BB  | 4  |
| SO  | 7  |
| LOB | 18 |



| Batter   | 1                         | 2               | 3                | 4                    | 5              | 6                                    | 7               | 8               | 9               | AB | R | H | RBI | BB | SO | LOB |
|--|---------------------------|-----------------|------------------|----------------------|----------------|--------------------------------------|-----------------|-----------------|-----------------|----|---|---|-----|----|----|-----|
| Jim Davenport, R<br>OBP: 0.350, SLG: 0.444<br>(1, 6)   | 0-0<br>F7<br>①            |                 | 4-0<br>2B<br>BB  |                      | 0-0<br>F8<br>③ |                                      | 0-0<br>5-3<br>① |                 |                 | 3  | 0 | 0 | 0   | 1  | 0  | 0   |
| Tom Haller, L<br>OBP: 0.377, SLG: 0.500<br>Don Landrum, L<br>OBP: 0.100, SLG: 0.200<br>(1, 2)<br>(7, 8)  | 4-0<br>CS<br>BB<br>BB     |                 | 0-0<br>1-3<br>2B |                      |                | 0-0<br>F3<br>①                       | 0-0<br>4-3<br>② |                 |                 | 2  | 0 | 1 | 0   | 1  | 0  | 0   |
| Willie Mays, R<br>OBP: 0.393, SLG: 0.765<br>Bob Barton, R<br>(1, 8)<br>(7, 2)  | 4-0<br>1-2<br>BB          |                 | 0-0<br>4-3<br>③  |                      |                | 0-0<br>2B<br>2B                      | 0-0<br>6-3<br>③ |                 |                 | 2  | 1 | 1 | 0   | 1  | 0  | 2   |
| Willie McCovey, L<br>OBP: 0.393, SLG: 0.326<br>Jack Hiatt, R<br>(1, 3)<br>(7, 3)   | 0-3<br>K<br>②<br>③<br>2-3 |                 |                  | 0-0<br>4-3<br>①      |                | 0-0<br>WP<br>2B<br>2-H               |                 | 0-0<br>F8<br>①  |                 | 3  | 1 | 1 | 1   | 0  | 1  | 2   |
| Jim Ray Hart, R<br>OBP: 0.436, SLG: 0.580<br>(1, 5)  |                           | 0-0<br>F6<br>①  |                  | 0-0<br>F5<br>②       |                | 4-0<br>WP<br>1B<br>BB                |                 | 0-3<br>K<br>②   |                 | 3  | 1 | 0 | 0   | 1  | 1  | 0   |
| Orlando Cepeda, R<br>OBP: 0.333, SLG: 0.409<br>(1, 7)  |                           | 0-3<br>K<br>②   |                  | 0-0<br>FC6-4<br>1B   |                | 4-0<br>4-3<br>1B<br>BB<br>1-2<br>2-H |                 | 0-3<br>K<br>③   |                 | 3  | 0 | 1 | 0   | 1  | 2  | 0   |
| Ollie Brown, R<br>OBP: 0.400, SLG: 0.250<br>(1, 9)   |                           | 0-0<br>4-3<br>③ |                  | 0-0<br>FC6-4<br>1-2f |                | 0-0<br>4-3<br>1B<br>1-2<br>2-H       |                 |                 | 0-0<br>6-3<br>① | 4  | 0 | 1 | 1   | 0  | 0  | 1   |
| Hal Lanier, R<br>OBP: 0.208, SLG: 0.255<br>Don Mason, L<br>(1, 4)<br>(4, 4)  |                           |                 | 0-0<br>6-3<br>①  |                      | 0-0<br>F7<br>① | 0-0<br>4-3<br>②                      |                 | 0-0<br>4-3<br>② |                 | 1  | 0 | 0 | 0   | 0  | 0  | 0   |
| Bobby Bolin, R<br>OBP: 0.222, SLG: 0.125<br>Bob Priddy, R<br>(3, 1)<br>Len Gabrielson, L<br>OBP: 0.308, SLG: 0.286<br>Lindy McDaniel, R<br>(6, 1)<br>Cap Peterson, R<br>(6, PH)<br>Ron Herbel, R<br>(7, 1)<br>Jesus Alou, R<br>OBP: 0.236, SLG: 0.352<br>(9, PH) |                           |                 | 0-3<br>K<br>②    |                      | 0-0<br>F9<br>② | 0-0<br>5-3<br>③                      |                 |                 | 0-0<br>6-3<br>③ | 0  | 0 | 0 | 0   | 0  | 0  | 0   |

| Inning Stats | R: 0 | H: 0 | E: 0 | K: 1 | S: 4 | LOB: 2 | BB: 2 | P: 12 | R: 0 | H: 0 | E: 0 | K: 1 | S: 5 | LOB: 0 | BB: 0 | P: 5 | R: 0 | H: 1 | E: 0 | K: 1 | S: 6 | LOB: 2 | BB: 1 | P: 10 | R: 0 | H: 1 | E: 0 | K: 0 | S: 4 | LOB: 1 | BB: 0 | P: 4 | R: 0 | H: 0 | E: 0 | K: 0 | S: 3 | LOB: 0 | BB: 0 | P: 3 | R: 3 | H: 3 | E: 0 | K: 0 | S: 6 | LOB: 2 | BB: 2 | P: 14 | R: 0 | H: 0 | E: 0 | K: 0 | S: 3 | LOB: 0 | BB: 0 | P: 3 | R: 0 | H: 0 | E: 0 | K: 2 | S: 7 | LOB: 0 | BB: 0 | P: 7 | R: 0 | H: 0 | E: 0 | K: 0 | S: 3 | LOB: 0 | BB: 0 | P: 3 | R: 0 | H: 0 | E: 0 | K: 0 | S: 3 | LOB: 0 | BB: 0 | P: 3 | R: 0 | H: 0 | E: 0 | K: 0 | S: 3 | LOB: 0 | BB: 0 | P: 3 |
|--------------|------|------|------|------|------|--------|-------|-------|------|------|------|------|------|--------|-------|------|------|------|------|------|------|--------|-------|-------|------|------|------|------|------|--------|-------|------|------|------|------|------|------|--------|-------|------|------|------|------|------|------|--------|-------|-------|------|------|------|------|------|--------|-------|------|------|------|------|------|------|--------|-------|------|------|------|------|------|------|--------|-------|------|------|------|------|------|------|--------|-------|------|------|------|------|------|------|--------|-------|------|
|--------------|------|------|------|------|------|--------|-------|-------|------|------|------|------|------|--------|-------|------|------|------|------|------|------|--------|-------|-------|------|------|------|------|------|--------|-------|------|------|------|------|------|------|--------|-------|------|------|------|------|------|------|--------|-------|-------|------|------|------|------|------|--------|-------|------|------|------|------|------|------|--------|-------|------|------|------|------|------|------|--------|-------|------|------|------|------|------|------|--------|-------|------|------|------|------|------|------|--------|-------|------|

| PITCHER                                  | IP  | WLS | BF | H | R | ER | SO | BB | IBB | HBP | BLK | WP | HR | S  | P  | ERA  | WHIP  |
|--|-----|-----|----|---|---|----|----|----|-----|-----|-----|----|----|----|----|------|-------|
| Tony Cloninger, R<br>ERA: 2.86<br>(1, 1) | 5.1 | W   | 24 | 4 | 3 | 3  | 3  | 5  | 0   | 0   | 0   | 1  | 0  | 25 | 45 | 5.06 | 1.688 |
| Clay Carroll, R<br>ERA: 0.47<br>(6, 1)   | 3.2 | S   | 12 | 1 | 0 | 0  | 2  | 0  | 0   | 0   | 0   | 0  | 0  | 16 | 16 | 0.00 | 0.273 |

**BOTTOM**

**Atlanta Braves @ San Francisco Giants**  
Candlestick Park, San Francisco, CA

Tue Apr 26 1966, 10:05 PM EDT  
Att. 14,069 - Unknown

|     |    |
|-----|----|
| AB  | 31 |
| R   | 3  |
| H   | 5  |
| RBI | 2  |
| BB  | 5  |
| SO  | 5  |
| LOB | 9  |

WP: 2 PA: 36  
PB: 0  
SB: 0  
CS: 1



| PITCHER | IP | WLS | BF | H | R | ER | SO | BB | IBB | HBP | BLK | WP | HR | S | P | ERA | WHIP |
|---------|----|-----|----|---|---|----|----|----|-----|-----|-----|----|----|---|---|-----|------|
|---------|----|-----|----|---|---|----|----|----|-----|-----|-----|----|----|---|---|-----|------|



| Batter  | 1                | 2          | 3                  | 4          | 5                            | 6                       | 7               | 8         | 9                   | AB | R | H | RBI | BB | SO | LOB |
|---|------------------|------------|--------------------|------------|------------------------------|-------------------------|-----------------|-----------|---------------------|----|---|---|-----|----|----|-----|
| Jim Davenport, R (1, 6)<br>OBP: 0.360, SLG: 0.409   | 0-0<br>5-3       |            | 0-0<br>5-3         |            | 4-0<br>HR<br>BB              | 0-0<br>1B               |                 | 0-0<br>F8 |                     | 4  | 1 | 1 | 1   | 1  | 0  | 1   |
| Tom Haller, L (1, 2)<br>OBP: 0.386, SLG: 0.479      | 4-0<br>FC6<br>BB |            | 0-0<br>F2          |            | 1-0<br>HR<br>HBP             | 0-0<br>F5               |                 | 0-0<br>2B |                     | 2  | 1 | 0 | 0   | 1  | 0  | 2   |
| Jack Hiatt, R (8, PH)<br>OBP: 0.500, SLG: 1.000     |                  |            |                    |            |                              |                         |                 |           |                     | 1  | 0 | 1 | 0   | 0  | 0  | 0   |
| Don Mason, L (8, PR)                                |                  |            |                    |            |                              |                         |                 |           |                     | 0  | 0 | 0 | 0   | 0  | 0  | 0   |
| Bob Barton, R (9, 2)                                |                  |            |                    |            |                              |                         |                 |           |                     | 0  | 0 | 0 | 0   | 0  | 0  | 0   |
| Willie Mays, R (1, 8)<br>OBP: 0.367, SLG: 0.709     | 0-0<br>FC6       |            |                    | 0-0<br>1-3 | 0-0<br>L6                    | 0-0<br>F5               |                 | 0-0<br>F6 |                     | 4  | 0 | 0 | 0   | 0  | 0  | 5   |
| Don Landrum, L (7, 8)<br>OBP: 0.100, SLG: 0.200     |                  |            |                    |            |                              |                         |                 |           |                     | 0  | 0 | 0 | 0   | 0  | 0  | 0   |
| Jesus Alou, R (8, PH)<br>OBP: 0.232, SLG: 0.345     |                  |            |                    |            |                              |                         |                 |           |                     | 1  | 0 | 0 | 0   | 0  | 0  | 1   |
| Willie McCovey, L (1, 3)<br>OBP: 0.410, SLG: 0.431  | 0-0<br>F5        |            |                    | 0-0<br>1B  | 0-0<br>HR                    |                         | 0-0<br>F9<br>2B |           | 0-3<br>K            | 5  | 1 | 3 | 4   | 0  | 1  | 1   |
| Jim Ray Hart, R (1, 5)<br>OBP: 0.433, SLG: 0.556    |                  | 0-0<br>F4  |                    | 0-3<br>K   | 4-0<br>1B<br>BB              |                         | 0-0<br>F9       |           | 0-0<br>G5-4-3<br>1B | 4  | 0 | 1 | 0   | 1  | 1  | 2   |
| Orlando Cepeda, R (1, 7)<br>OBP: 0.333, SLG: 0.400  |                  | 0-0<br>F4  |                    | 0-3<br>K   | 0-0<br>1B                    |                         | 0-3<br>K        |           | 0-0<br>G5-4-3       | 3  | 0 | 1 | 0   | 0  | 1  | 1   |
| Dick Schofield, S (5, PR)                           |                  |            |                    |            |                              |                         |                 |           |                     | 0  | 0 | 0 | 0   | 0  | 0  | 0   |
| Frank Linzy, R (6, 1)<br>OBP: 0.333, SLG: 1.000     |                  |            |                    |            |                              |                         |                 |           |                     | 1  | 0 | 0 | 0   | 0  | 1  | 1   |
| Tito Fuentes, S (9, PH)<br>OBP: 0.250, SLG: 0.259   |                  |            |                    |            |                              |                         |                 |           |                     | 1  | 0 | 0 | 0   | 0  | 0  | 1   |
| Ollie Brown, R (1, 9)<br>OBP: 0.421, SLG: 0.467     |                  | 0-0<br>4-3 |                    |            | HR                           |                         | 1-0<br>HBP      |           |                     | 3  | 1 | 1 | 1   | 0  | 0  | 2   |
| Hal Lanier, R (1, 4)<br>OBP: 0.211, SLG: 0.255      |                  |            | 0-0<br>SH3-4<br>1B |            | 0-0<br>6-3                   | 0-3<br>K<br>SH1-4<br>1B | 0-0<br>F5       |           |                     | 4  | 1 | 1 | 0   | 0  | 1  | 2   |
| Gaylord Perry, R (1, 1)                             |                  |            |                    |            |                              |                         |                 |           |                     | 0  | 0 | 0 | 0   | 0  | 0  | 0   |
| Joe Gibbon, R (5, 1)                                |                  |            |                    |            |                              |                         |                 |           |                     | 0  | 0 | 0 | 0   | 0  | 0  | 0   |
| Len Gabrielson, L (5, PH)<br>OBP: 0.333, SLG: 0.318 |                  |            | 0-0<br>SH3-4       |            | 0-0<br>HBP<br>WP<br>HR<br>1B | 0-0<br>SH1-4            |                 | 0-0<br>F8 |                     | 1  | 1 | 1 | 0   | 0  | 0  | 0   |
| Cap Peterson, R (8, PH)                             |                  |            |                    |            |                              |                         |                 |           |                     | 1  | 0 | 0 | 0   | 0  | 0  | 0   |

| Inning Stats | R: 0 | H: 0 | E: 0 | K: 0 | S: 3 | H: 0 | LOB: 1 | BB: 1 | P: 7 | R: 0 | H: 0 | E: 0 | K: 0 | S: 3 | H: 0 | LOB: 0 | BB: 0 | P: 3 | R: 0 | H: 1 | E: 0 | K: 0 | S: 4 | H: 1 | LOB: 1 | BB: 0 | P: 4 | R: 0 | H: 1 | E: 0 | K: 2 | S: 8 | H: 4 | LOB: 2 | BB: 2 | P: 16 | R: 1 | H: 1 | E: 0 | K: 1 | S: 7 | H: 1 | LOB: 1 | BB: 0 | P: 7 | R: 0 | H: 1 | E: 0 | K: 1 | S: 6 | H: 1 | LOB: 2 | BB: 0 | P: 7 | R: 0 | H: 1 | E: 0 | K: 0 | S: 4 | H: 1 | LOB: 1 | BB: 0 | P: 4 | R: 0 | H: 1 | E: 0 | K: 1 | S: 5 | H: 1 | LOB: 0 | BB: 0 | P: 5 | 1B: 6 | SF: 0 | 2B: 2 | SAC: 2 | 3B: 0 | DP: 1 | HR: 2 | HBP: 2 | WP: 1 | PA: 42 |
|--------------|------|------|------|------|------|------|--------|-------|------|------|------|------|------|------|------|--------|-------|------|------|------|------|------|------|------|--------|-------|------|------|------|------|------|------|------|--------|-------|-------|------|------|------|------|------|------|--------|-------|------|------|------|------|------|------|------|--------|-------|------|------|------|------|------|------|------|--------|-------|------|------|------|------|------|------|------|--------|-------|------|-------|-------|-------|--------|-------|-------|-------|--------|-------|--------|
|--------------|------|------|------|------|------|------|--------|-------|------|------|------|------|------|------|------|--------|-------|------|------|------|------|------|------|------|--------|-------|------|------|------|------|------|------|------|--------|-------|-------|------|------|------|------|------|------|--------|-------|------|------|------|------|------|------|------|--------|-------|------|------|------|------|------|------|------|--------|-------|------|------|------|------|------|------|------|--------|-------|------|-------|-------|-------|--------|-------|-------|-------|--------|-------|--------|

| PITCHER                               | IP  | WLS | BF | H | R | ER | SO | BB | IBB | HBP | BLK | WP | HR | S  | P  | ERA  | WHIP  |
|---------------------------------------|-----|-----|----|---|---|----|----|----|-----|-----|-----|----|----|----|----|------|-------|
| Milt Pappas, R (1, 1)<br>ERA: 5.91    | 4.2 |     | 22 | 5 | 5 | 5  | 2  | 2  | 0   | 1   | 0   | 1  | 2  | 23 | 32 | 9.64 | 1.500 |
| Don Nottebart, R (5, 1)<br>ERA: 1.93  | 1.2 |     | 10 | 3 | 1 | 0  | 1  | 1  | 0   | 0   | 0   | 0  | 0  | 11 | 15 | 0.00 | 2.400 |
| Jack Baldschun, R (7, 1)<br>ERA: 6.75 | 0.2 | W   | 3  | 0 | 0 | 0  | 1  | 0  | 0   | 1   | 0   | 0  | 0  | 4  | 5  | 0.00 | 0.000 |
| Ted Davidson, L (8, 1)<br>ERA: 3.18   | 2.0 | S   | 7  | 2 | 0 | 0  | 1  | 0  | 0   | 0   | 0   | 0  | 0  | 9  | 9  | 0.00 | 1.000 |

**BOTTOM**

**Cincinnati Reds @ San Francisco Giants**  
Candlestick Park, San Francisco, CA

Wed Apr 27 1966, 6:33 AM EDT  
Att. 7,847 - Unknown

|            |           |
|------------|-----------|
| <b>AB</b>  | <b>35</b> |
| <b>R</b>   | <b>6</b>  |
| <b>H</b>   | <b>10</b> |
| <b>RBI</b> | <b>6</b>  |
| <b>BB</b>  | <b>3</b>  |
| <b>SO</b>  | <b>5</b>  |
| <b>LOB</b> | <b>19</b> |



| Batter  | 1   | 2                               | 3                            | 4                               | 5                            | 6                               | 7                            | 8                               | 9                            | AB R H RBI BB SO LOB            | TOP                          |                                 |                              |                                 |                              |                                 |                                  |                                    |                                  |   |
|---|---|---------------------------------|------------------------------|---------------------------------|------------------------------|---------------------------------|------------------------------|---------------------------------|------------------------------|---------------------------------|------------------------------|---------------------------------|------------------------------|---------------------------------|------------------------------|---------------------------------|----------------------------------|------------------------------------|----------------------------------|---|
| Tommy Helms, R (1, 4)<br>OBP: 0.292, SLG: 0.341       | 0-0<br>5-3  |                                 |                              | 0-0<br>5-3                      |                              | 0-0<br>F8                       |                              |                                 | 0-0<br>5-3                   | 4 0 0 0 0 0 1                   |                              |                                 |                              |                                 |                              |                                 |                                  |                                    |                                  |   |
| Pete Rose, S (1, 5)<br>OBP: 0.196, SLG: 0.240         | 0-3<br>K  |                                 |                              | 0-0<br>L3                       |                              |                                 | 0-0<br>1B                    |                                 | 0-0<br>F8                    | 4 0 1 0 0 1 0                   |                              |                                 |                              |                                 |                              |                                 |                                  |                                    |                                  |   |
| Vada Pinson, L (1, 9)<br>OBP: 0.400, SLG: 0.646       | 0-3<br>K  |                                 |                              | 0-0<br>4-3                      |                              |                                 | 0-0<br>1B                    |                                 | 0-0<br>F9                    | 4 0 1 0 0 1 0                   |                              |                                 |                              |                                 |                              |                                 |                                  |                                    |                                  |   |
| Gordy Coleman, L (1, 3)<br>OBP: 0.174, SLG: 0.174     |   | 0-0<br>G1                       |                              |                                 | 0-0<br>F9                    |                                 | 0-0<br>FC1-6                 |                                 |                              | 3 0 0 0 0 0 2                   |                              |                                 |                              |                                 |                              |                                 |                                  |                                    |                                  |   |
| Deron Johnson, R (1, 7)<br>OBP: 0.222, SLG: 0.244     |   | 0-0<br>6-3                      |                              |                                 | 0-0<br>F9                    |                                 | 0-0<br>F2                    |                                 |                              | 3 0 0 0 0 0 2                   |                              |                                 |                              |                                 |                              |                                 |                                  |                                    |                                  |   |
| Don Pavletich, R (1, 2)<br>OBP: 0.333, SLG: 0.500     |   | 0-0<br>F8                       |                              |                                 | 0-0<br>F7                    |                                 | 0-0<br>FC6                   |                                 |                              | 3 0 0 0 0 0 2                   |                              |                                 |                              |                                 |                              |                                 |                                  |                                    |                                  |   |
| Tommy Harper, R (1, 8)<br>OBP: 0.280, SLG: 0.217      |   |                                 | 0-3<br>K                     |                                 |                              | 0-3<br>K                        |                              | 0-0<br>G6-3                     |                              | 3 0 1 0 0 2 0                   | AB 30                        |                                 |                              |                                 |                              |                                 |                                  |                                    |                                  |   |
| Leo Cardenas, R (1, 6)<br>OBP: 0.381, SLG: 0.500      |   |                                 | 0-0<br>F5                    |                                 |                              | 0-0<br>1B                       |                              | 0-0<br>F9                       |                              | 3 0 1 0 0 0 1                   | R 0                          |                                 |                              |                                 |                              |                                 |                                  |                                    |                                  |   |
| Sammy Ellis, L (1, 1)<br>OBP: 0.250, SLG: 0.143       |   |                                 | 0-0<br>1-3                   |                                 |                              | 0-0<br>F5                       |                              | 0-0<br>G6-3                     |                              | 1 0 0 0 0 0 0                   | H 4                          |                                 |                              |                                 |                              |                                 |                                  |                                    |                                  |   |
| Art Shamsky, L (6, PH)                                |   |                                 |                              |                                 |                              |                                 |                              |                                 |                              | 1 0 0 0 0 0 1                   | RBI 0                        |                                 |                              |                                 |                              |                                 |                                  |                                    |                                  |   |
| Gerry Arrigo, L (6, 1)                                |   |                                 |                              |                                 |                              |                                 |                              |                                 |                              | 0 0 0 0 0 0 0                   | BB 0                         |                                 |                              |                                 |                              |                                 |                                  |                                    |                                  |   |
| Mel Queen, L (8, PH)                                  |   |                                 |                              |                                 |                              |                                 |                              |                                 |                              | 1 0 0 0 0 0 1                   | SO 4                         |                                 |                              |                                 |                              |                                 |                                  |                                    |                                  |   |
| Billy McCool, R (8, 1)                                |   |                                 |                              |                                 |                              |                                 |                              |                                 |                              | 0 0 0 0 0 0 0                   | LOB 10                       |                                 |                              |                                 |                              |                                 |                                  |                                    |                                  |   |
| <b>Inning Stats</b>                                   | R: 0<br>E: 0<br>K: 2<br>S: 7  | H: 0<br>LOB: 0<br>BB: 0<br>P: 7 | R: 0<br>E: 0<br>K: 0<br>S: 3 | H: 0<br>LOB: 0<br>BB: 0<br>P: 3 | R: 0<br>E: 0<br>K: 1<br>S: 5 | H: 0<br>LOB: 0<br>BB: 0<br>P: 5 | R: 0<br>E: 0<br>K: 0<br>S: 3 | H: 0<br>LOB: 0<br>BB: 0<br>P: 3 | R: 0<br>E: 0<br>K: 1<br>S: 6 | H: 1<br>LOB: 1<br>BB: 0<br>P: 6 | R: 0<br>E: 0<br>K: 0<br>S: 5 | H: 2<br>LOB: 2<br>BB: 0<br>P: 5 | R: 0<br>E: 0<br>K: 0<br>S: 3 | H: 1<br>LOB: 0<br>BB: 0<br>P: 3 | R: 0<br>E: 0<br>K: 0<br>S: 3 | H: 0<br>LOB: 0<br>BB: 0<br>P: 3 | 1B: 4<br>2B: 0<br>3B: 0<br>HR: 0 | SF: 0<br>SAC: 0<br>DP: 1<br>HBP: 0 | WP: 0<br>PB: 0<br>SB: 0<br>CS: 0 | PA: 30  |
| <b>PITCHER</b><br>Juan Marichal, R (1, 1)<br>ERA: 0.5 | IP 9.0<br>WLS W<br>BF 30<br>H 4<br>R 0<br>ER 0<br>SO 4<br>BB 0<br>IBB 0<br>HBP 0<br>BLK 0<br>WP 0<br>HR 0<br>S 38<br>P 38<br>ERA 0.00<br>WHIP 0.444 |                                 |                              |                                 |                              |                                 |                              |                                 |                              |                                 |                              |                                 |                              |                                 |                              |                                 |                                  |                                    |                                  | <b>PITCHER</b><br>IP WLS BF H R ER SO BB IBB HBP BLK WP HR S P ERA WHIP |

**Cincinnati Reds @ San Francisco Giants**  
 Candlestick Park, San Francisco, CA  
 Thu Apr 28 1966, 6:33 AM EDT  
 Att. 7,073 - Unknown

|     |    |
|-----|----|
| AB  | 30 |
| R   | 0  |
| H   | 4  |
| RBI | 0  |
| BB  | 0  |
| SO  | 4  |
| LOB | 10 |





| Batter   | 1              | 2                | 3                          | 4                | 5               | 6               | 7               | 8               | 9 |
|--|----------------|------------------|----------------------------|------------------|-----------------|-----------------|-----------------|-----------------|---|
| Don Landrum, L<br>OBP: 0.071, SLG: 0.143<br>(1, 8)                                 | 0-3<br>K<br>①  |                  | 0-0<br>G4-6-3<br>1-2f<br>② |                  | 0-0<br>F8<br>③  |                 |                 | 0-0<br>1-3<br>① |   |
| Jim Davenport, R<br>OBP: 0.379, SLG: 0.520<br>(1, 6)<br>(9, 5)                     | 0-0<br>F8<br>② |                  | 0-3<br>K<br>③              |                  |                 | 0-0<br>HR       |                 | 4-0<br>BB       |   |
| Willie McCovey, L<br>OBP: 0.400, SLG: 0.418<br>(1, 3)                              | 0-3<br>K<br>③  |                  |                            | 0-0<br>F9<br>①   |                 | 0-0<br>G3<br>1B |                 | 0-0<br>F5<br>②  |   |
| Jim Ray Hart, R<br>OBP: 0.438, SLG: 0.569<br>Dick Schofield, S<br>(1, 5)<br>(9, 6) |                | 0-0<br>1B<br>2B  |                            | 0-0<br>3B<br>1B  |                 | 0-0<br>F9<br>①  |                 | 0-0<br>F2<br>③  |   |
| Tom Haller, L<br>OBP: 0.383, SLG: 0.510<br>(1, 2)                                  |                | 0-0<br>F5<br>①   |                            | 0-0<br>1-H<br>3B |                 | 0-0<br>G3<br>②  |                 |                 |   |
| Ollie Brown, R<br>OBP: 0.409, SLG: 0.444<br>(1, 9)                                 |                | 0-0<br>2-H<br>1B |                            | 0-0<br>1-3<br>②  |                 | 0-0<br>6-3<br>③ |                 |                 |   |
| Len Gabrielson, L<br>OBP: 0.300, SLG: 0.280<br>(1, 7)                              |                | 0-0<br>F5<br>②   |                            | 0-0<br>F5<br>③   |                 |                 | 0-0<br>4-3<br>① |                 |   |
| Hal Lanier, R<br>OBP: 0.200, SLG: 0.241<br>(1, 4)                                  |                | 0-0<br>F3<br>③   |                            |                  | 0-0<br>5-3<br>① |                 | 0-0<br>4-3<br>② |                 |   |
| Juan Marichal, R<br>OBP: 0.357, SLG: 0.429<br>(1, 1)                               |                |                  | 0-0<br>G4-6-3<br>1B        |                  | 0-0<br>F4<br>②  |                 | 0-0<br>5-3<br>③ |                 |   |

| Inning Stats | R: 0<br>E: 0<br>K: 2<br>S: 7 | H: 0<br>LOB: 0<br>BB: 0<br>P: 7 | R: 1<br>E: 0<br>K: 0<br>S: 5 | H: 2<br>LOB: 1<br>BB: 0<br>P: 5 | R: 0<br>E: 0<br>K: 1<br>S: 5 | H: 1<br>LOB: 0<br>BB: 0<br>P: 5 | R: 1<br>E: 0<br>K: 0<br>S: 5 | H: 2<br>LOB: 1<br>BB: 0<br>P: 5 | R: 0<br>E: 0<br>K: 0<br>S: 3 | H: 0<br>LOB: 0<br>BB: 0<br>P: 3 | R: 1<br>E: 0<br>K: 0<br>S: 5 | H: 2<br>LOB: 1<br>BB: 0<br>P: 5 | R: 0<br>E: 0<br>K: 0<br>S: 3 | H: 0<br>LOB: 0<br>BB: 0<br>P: 3 | R: 0<br>E: 0<br>K: 0<br>S: 3 | H: 0<br>LOB: 1<br>BB: 1<br>P: 7 |
|--------------|------------------------------|---------------------------------|------------------------------|---------------------------------|------------------------------|---------------------------------|------------------------------|---------------------------------|------------------------------|---------------------------------|------------------------------|---------------------------------|------------------------------|---------------------------------|------------------------------|---------------------------------|
|--------------|------------------------------|---------------------------------|------------------------------|---------------------------------|------------------------------|---------------------------------|------------------------------|---------------------------------|------------------------------|---------------------------------|------------------------------|---------------------------------|------------------------------|---------------------------------|------------------------------|---------------------------------|

| PITCHER                                | IP  | WLS | BF | H | R | ER | SO | BB | IBB | HBP | BLK | WP | HR | S  | P  | ERA  | WHIP  |
|--|-----|-----|----|---|---|----|----|----|-----|-----|-----|----|----|----|----|------|-------|
| Sammy Ellis, R<br>ERA: 3.75<br>(1, 1)  | 5.0 | L   | 19 | 5 | 2 | 2  | 3  | 0  | 0   | 0   | 0   | 0  | 0  | 25 | 25 | 3.60 | 1.000 |
| Gerry Arrigo, L<br>ERA: 4.5<br>(6, 1)  | 2.0 |     | 8  | 2 | 1 | 1  | 0  | 0  | 0   | 0   | 0   | 0  | 1  | 8  | 8  | 4.50 | 1.000 |
| Billy McCool, L<br>ERA: 4.15<br>(8, 1) | 1.0 |     | 4  | 0 | 0 | 0  | 0  | 1  | 0   | 0   | 0   | 0  | 0  | 3  | 7  | 0.00 | 1.000 |

**BOTTOM**

**Cincinnati Reds @ San Francisco Giants**  
Candlestick Park, San Francisco, CA

Thu Apr 28 1966, 6:33 AM EDT  
Att. 7,073 - Unknown

| AB | R | H | RBI | BB | SO | LOB |
|----|---|---|-----|----|----|-----|
| 4  | 0 | 0 | 0   | 0  | 1  | 1   |
| 3  | 1 | 1 | 1   | 1  | 1  | 0   |
| 4  | 0 | 1 | 0   | 0  | 1  | 1   |
| 4  | 2 | 2 | 0   | 0  | 0  | 2   |
| 0  | 0 | 0 | 0   | 0  | 0  | 0   |
| 3  | 0 | 1 | 1   | 0  | 0  | 2   |
| 3  | 0 | 1 | 1   | 0  | 0  | 2   |
| 3  | 0 | 0 | 0   | 0  | 0  | 2   |
| 3  | 0 | 0 | 0   | 0  | 0  | 1   |
| 3  | 0 | 1 | 0   | 0  | 0  | 0   |

| AB  | 30 |
|-----|----|
| R   | 3  |
| H   | 7  |
| RBI | 3  |
| BB  | 1  |
| SO  | 3  |
| LOB | 11 |

livebaseballscorecards.com

**GIANTS**

| WP | PA |
|----|----|
| 0  | 31 |

| Batter  | 1   | 2   | 3   | 4   | 5   | 6   | 7   | 8   | 9   | AB R H RBI BB SO LOB  | TOP   |  |
|---|---|---|---|---|---|---|---|---|---|---|---|--|
| Lou Brock, L (1, 9)<br>OBP: 0.324, SLG: 0.426   | 0-0<br>F8   |   | 0-0<br>1B<br>1B   | 0-3<br>K  |   | 0-3<br>K  |   |   | 0-0<br>2B   | 5 1 2 0 0 2 1   | <b>St. Louis Cardinals @ San Francisco Giants</b><br><b>Candlestick Park, San Francisco, CA</b><br>Fri Apr 29 1966, 10:05 PM EDT<br>Att: 18,675 - Unknown<br><a href="http://livebaseballscorecards.com">livebaseballscorecards.com</a> |  |
| Alex Johnson, R (1, 7)<br>OBP: 0.279, SLG: 0.379  | 0-0<br>S<br>1B  |   | 0-0<br>1B<br>1B   | 0-0<br>6-3  |   | 0-3<br>K  |   |   | 0-0<br>HR   | 5 2 3 1 0 1 1   |   |  |
| Curt Flood, R (1, 8)<br>OBP: 0.424, SLG: 0.541  | 0-0<br>F8   |   | 0-0<br>E<br>1B  | 0-3<br>K  |   |   | 0-0<br>F8   |   | 0-0<br>2B   | 5 1 2 1 0 1 1   |   |  |
| Tim McCarver, L (1, 2)<br>OBP: 0.261, SLG: 0.349  | 0-0<br>G3   |   | 0-0<br>E9<br>1B<br>1B   |   | 0-0<br>F4   |   | 0-0<br>1-3  |   | 0-0<br>6-3  | 5 1 1 1 0 0 2   |   |  |
| Charley Smith, R (1, 5)<br>OBP: 0.443, SLG: 0.625   |   | 0-0<br>FC5-4<br>1B<br>1B  | 0-0<br>1B<br>1B   |   | 0-0<br>F3   |   | 0-3<br>K  |   |   | 4 0 2 0 0 1 0   |   |  |
| George Kernek, L (1, 3)<br>OBP: 0.341, SLG: 0.308   |   | 0-0<br>FC5-4<br>1B<br>1B  | 0-0<br>FC6-4<br>1B<br>1B  |   | 1-0<br>HBP  |   |   | 0-0<br>G3   |   | 3 0 2 1 0 0 0   |   |  |
| Julian Javier, R (1, 4)<br>OBP: 0.250, SLG: 0.258   |   | 0-0<br>F4   | 0-3<br>K  |   | 0-0<br>1-3  |   |   | 0-3<br>K  |   | 4 0 0 0 0 2 5   |   |  |
| Jerry Buchek, R (1, 6)<br>OBP: 0.282, SLG: 0.314<br>Bob Skinner, L (8, PH)<br>OBP: 0.250, SLG: 0.143<br>Dal Maxwell, R (8, 6)<br>OBP: 0.200, SLG: 0.214 |   | 0-0<br>FC5-4<br>1-2f<br>2-3                                     | 0-0<br>F9   |   |   | 0-0<br>SH1-4<br>1B  |   | 0-3<br>K  |   | 3 0 1 0 0 0 4<br>1 0 0 0 0 1 0<br>0 0 0 0 0 0 0                         |   |  |
| Ray Sadecki, L (1, 1)<br>OBP: 0.333, SLG: 0.833   |   | 0-3<br>K  | 0-0<br>FC6-4  |   |   | 0-0<br>SH1-4  |   |   | 0-3<br>K  | 3 0 0 0 0 2 4   |   |  |
| <b>Inning Stats</b>   | R: 0<br>E: 0<br>K: 0<br>S: 4<br>H: 1<br>LOB: 1<br>BB: 0<br>P: 4 | R: 0<br>E: 0<br>K: 1<br>S: 7<br>H: 2<br>LOB: 2<br>BB: 0<br>P: 7 | R: 4<br>E: 1<br>K: 1<br>S: 11<br>H: 6<br>LOB: 2<br>BB: 0<br>P: 11 | R: 0<br>E: 0<br>K: 2<br>S: 7<br>H: 0<br>LOB: 0<br>BB: 0<br>P: 7 | R: 0<br>E: 0<br>K: 0<br>S: 3<br>H: 0<br>LOB: 1<br>BB: 0<br>P: 4 | R: 0<br>E: 0<br>K: 2<br>S: 8<br>H: 1<br>LOB: 1<br>BB: 0<br>P: 8 | R: 0<br>E: 0<br>K: 1<br>S: 5<br>H: 0<br>LOB: 0<br>BB: 0<br>P: 5 | R: 0<br>E: 0<br>K: 2<br>S: 7<br>H: 0<br>LOB: 0<br>BB: 0<br>P: 7 | R: 1<br>E: 0<br>K: 1<br>S: 7<br>H: 3<br>LOB: 1<br>BB: 0<br>P: 7 | 1B: 10<br>2B: 2<br>3B: 0<br>HR: 1<br>SF: 0<br>SAC: 1<br>DP: 0<br>HBP: 1 |   | WP: 0<br>PB: 0<br>SB: 1<br>CS: 0<br>PA: 40 |
| <b>PITCHER</b>  | IP WLS BF H R ER SO BB IBB HBP BLK WP HR S P ERA WHIP           |   |   |   |   |   |   |   |   |   |   |  |
| Bob Shaw, R (1, 1)<br>ERA: 6.75   | 2.0 L 13 7 4 4 1 0 0 0 0 0 0 0 15 15 18.00 3.500                |   |   |   |   |   |   |   |   |   |   |  |
| Ron Herbel, R (3, 1)<br>ERA: 4.12   | 3.0 12 2 0 0 3 0 0 1 0 0 0 0 17 18 0.00 0.667                   |   |   |   |   |   |   |   |   |   |   |  |
| Lindy McDaniel, R (6, 1)<br>ERA: 4.76   | 3.0 10 1 0 0 5 0 0 0 0 0 0 0 20 20 0.00 0.333                   |   |   |   |   |   |   |   |   |   |   |  |
| Joe Gibbon, L (9, 1)<br>ERA: 1.23   | 1.0 5 3 1 1 1 0 0 0 0 0 0 1 7 7 9.00 3.000                      |   |   |   |   |   |   |   |   |   |   |  |



| Batter   | 1       | 2       | 3       | 4       | 5       | 6       | 7       | 8       | 9 | AB R H RBI BB SO LOB |
|--|---------|---------|---------|---------|---------|---------|---------|---------|---|----------------------|
| <b>Jim Davenport, R</b><br><small>(1, 6)<br/>           OBP: 0.424, SLG: 0.536<br/>           (9, 4)</small>   | 4-0<br> | 0-0<br> |         |         | 0-0<br> |         |         | 0-0<br> |   | 3 0 2 0 1 0 1        |
| <b>Ollie Brown, R</b><br><small>(1, 9)<br/>           OBP: 0.346, SLG: 0.364</small>   | 0-0<br> |         | 0-0<br> |         |         | 0-0<br> |         | 0-0<br> |   | 4 0 0 0 0 0 2        |
| <b>Willie McCovey, L</b><br><small>(1, 3)<br/>           OBP: 0.377, SLG: 0.390</small>  | 0-3<br> |         | 0-0<br> |         |         | 0-3<br> |         | 0-0<br> |   | 4 0 0 0 0 2 1        |
| <b>Willie Mays, R</b><br><small>(1, 8)<br/>           OBP: 0.359, SLG: 0.672</small>   | 4-0<br> |         | 0-0<br> |         |         | 0-3<br> |         | 0-0<br> |   | 3 0 0 0 1 1 0        |
| <b>Jim Ray Hart, R</b><br><small>(1, 5)<br/>           OBP: 0.412, SLG: 0.532</small>  | 0-3<br> |         |         | 0-0<br> |         |         | 0-0<br> | 0-0<br> |   | 4 0 0 0 0 1 2        |
| <b>Jesus Alou, R</b><br><small>(1, 7)<br/>           OBP: 0.254, SLG: 0.351</small>  |         | 4-0<br> |         | 0-0<br> |         |         | 0-0<br> |         |   | 2 1 1 0 1 0 0        |
| <b>Bob Barton, R</b><br><small>(1, 2)<br/>           OBP: 0.250, SLG: 0.250</small>  |         | 0-0<br> |         | 0-0<br> |         |         | 0-3<br> |         |   | 3 0 1 0 0 1 1        |
| <b>Hal Lanier, R</b><br><small>(1, 4)<br/>           OBP: 0.210, SLG: 0.250</small><br><b>Orlando Cepeda, R</b><br><small>(8, PH)<br/>           OBP: 0.321, SLG: 0.385</small><br><b>Dick Schofield, S</b><br><small>(9, 6)</small>   |         | 0-0<br> |         |         | 0-0<br> |         | 0-0<br> |         |   | 2 0 1 1 0 0 1        |
| <b>Bob Shaw, R</b><br><small>(1, 1)</small><br><b>Ron Herbel, R</b><br><small>(3, 1)</small><br><b>Cap Peterson, R</b><br><small>(5, PH)</small><br><b>Lindy McDaniel, R</b><br><small>(6, 1)</small><br><b>Jack Hjatt, R</b><br><small>(8, PH)</small><br><b>Joe Gibbon, R</b><br><small>(9, 1)</small> |         | 0-0<br> |         |         | 0-3<br> |         | 0-3<br> |         |   | 0 0 0 0 0 0 0        |

**BOTTOM**

St. Louis Cardinals @ San Francisco Giants  
 Candlestick Park, San Francisco, CA  
 Fri Apr 29 1966, 10:05 PM EDT  
 Att. 18,675 - Unknown

[livebaseballscorecards.com](http://livebaseballscorecards.com)

|            |           |
|------------|-----------|
| <b>AB</b>  | <b>28</b> |
| <b>R</b>   | <b>1</b>  |
| <b>H</b>   | <b>5</b>  |
| <b>RBI</b> | <b>1</b>  |
| <b>BB</b>  | <b>3</b>  |
| <b>SO</b>  | <b>7</b>  |
| <b>LOB</b> | <b>9</b>  |



| Inning Stats  | R: 0 | H: 0 | E: 0 | K: 2 | S: 7 | R: 1 | H: 2 | E: 0 | K: 0 | S: 4 | R: 0 | H: 0 | E: 0 | K: 0 | S: 3 | R: 0 | H: 1 | E: 0 | K: 0 | S: 3 | R: 0 | H: 1 | E: 0 | K: 1 | S: 5 | R: 0 | H: 0 | E: 0 | K: 2 | S: 7 | R: 0 | H: 0 | E: 0 | K: 1 | S: 5 | R: 0 | H: 1 | E: 0 | K: 1 | S: 6 | R: 0 | H: 0 | E: 0 | K: 0 | S: 3 | 1B: 5 | 2B: 0 | 3B: 0 | HR: 0 | SF: 0 | SAC: 1 | DP: 2 | HBP: 0 | WP: 0 | PB: 0 | SB: 0 | CS: 0 | PA: 32 | ERA | WHIP |
|---|------|------|------|------|------|------|------|------|------|------|------|------|------|------|------|------|------|------|------|------|------|------|------|------|------|------|------|------|------|------|------|------|------|------|------|------|------|------|------|------|------|------|------|------|------|-------|-------|-------|-------|-------|--------|-------|--------|-------|-------|-------|-------|--------|-----|------|
| <b>PITCHER</b><br><b>Ray Sadecki, L</b><br><small>(1, 1)<br/>           ERA: 0.98</small> | IP   | WLS  | BF   | H    | R    | ER   | SO   | BB   | IBB  | HBP  | BLK  | WP   | HR   | S    | P    | ERA  | WHIP |      |      |      |      |      |      |      |      |      |      |      |      |      |      |      |      |      |      |      |      |      |      |      |      |      |      |      |      |       |       |       |       |       |        |       |        |       |       |       |       |        |     |      |

| Batter  | 1  | 2                               | 3                            | 4                               | 5                            | 6                               | 7                            | 8                               | 9                            | AB R H RBI BB SO LOB            | TOP  |                                 |  |                                 |                              |                                 |                              |                                 |                                  |                                    |                                  |        |
|---|--|---------------------------------|------------------------------|---------------------------------|------------------------------|---------------------------------|------------------------------|---------------------------------|------------------------------|---------------------------------|--|---------------------------------|--|---------------------------------|------------------------------|---------------------------------|------------------------------|---------------------------------|----------------------------------|------------------------------------|----------------------------------|--------|
| Lou Brock, L (1, 9)<br>OBP: 0.320, SLG: 0.417       | 0-0<br>4-3   |                                 | 0-3<br>K                     |                                 |                              | 0-0<br>F6                       |                              | 0-0<br>FC5-4<br>S<br>1B         |                              | 4 0 1 0 0 1 1                   | <b>St. Louis Cardinals @ San Francisco Giants</b><br><b>Candlestick Park, San Francisco, CA</b><br>Sat Apr 30 1966, 6:33 AM EDT<br>Att: 40,807 - Unknown<br><a href="http://livebaseballscorecards.com">livebaseballscorecards.com</a> |                                 |  |                                 |                              |                                 |                              |                                 |                                  |                                    |                                  |        |
| Alex Johnson, R (1, 7)<br>OBP: 0.277, SLG: 0.361    | 0-0<br>F8  |                                 |                              | 0-0<br>1-3                      |                              | 0-0<br>5-3                      |                              | 4-0<br>FC5-4<br>BB              | 3 0 0 0 1 0 0                |                                 |  |                                 |  |                                 |                              |                                 |                              |                                 |                                  |                                    |                                  |        |
| Curt Flood, R (1, 8)<br>OBP: 0.414, SLG: 0.523      | 0-3<br>K   |                                 |                              | 0-0<br>5-3                      |                              | 0-0<br>S<br>1B                  |                              | 0-0<br>FC5-4<br>G6-3            | 4 0 1 0 0 1 2                |                                 |  |                                 |  |                                 |                              |                                 |                              |                                 |                                  |                                    |                                  |        |
| Tim McCarver, L (1, 2)<br>OBP: 0.240, SLG: 0.319    |  | 0-0<br>G3                       |                              | 0-0<br>F4                       |                              | 0-0<br>F4                       |                              | 0-0<br>G6-3                     | 4 0 0 0 0 0 3                |                                 |  |                                 |  |                                 |                              |                                 |                              |                                 |                                  |                                    |                                  |        |
| Charley Smith, R (1, 5)<br>OBP: 0.431, SLG: 0.600   |  | 0-0<br>F3                       |                              |                                 | 0-0<br>6-3<br>E<br>1B        |                                 | 0-0<br>E7<br>1B<br>1B        | 0-0<br>F8                       | 4 1 1 0 0 0 0                |                                 |  |                                 |  |                                 |                              |                                 |                              |                                 |                                  |                                    |                                  |        |
| George Kernek, L (1, 3)<br>OBP: 0.333, SLG: 0.302   |  | 0-0<br>3-1                      |                              |                                 | 0-0<br>F9                    |                                 | 0-0<br>1B<br>1B              | 0-0<br>4-1                      | 4 0 1 0 0 0 1                |                                 |  |                                 |  |                                 |                              |                                 |                              |                                 |                                  |                                    |                                  |        |
| Julian Javier, R (1, 4)<br>OBP: 0.236, SLG: 0.242   |  |                                 | 0-0<br>F7                    |                                 | 0-0<br>E1<br>6-3             |                                 | 0-0<br>F6                    | 0-0<br>F3                       | 4 0 0 0 0 0 3                |                                 |  |                                 |  |                                 |                              |                                 |                              |                                 |                                  |                                    |                                  |        |
| Dal Maxvill, R (1, 6)<br>OBP: 0.235, SLG: 0.250     |  |                                 | 0-0                          |                                 | 0-0<br>6-3                   |                                 | 0-0                          |                                 | 2 0 1 0 0 0 2                |                                 |  |                                 |  |                                 |                              |                                 |                              |                                 |                                  |                                    |                                  |        |
| Tito Francona, L (7, PH)<br>OBP: 0.333, SLG: 0.250  |  |                                 | 1-3                          |                                 | 1-2<br>2-3                   |                                 | 1-2<br>3-H<br>1B             |                                 | 1 0 1 1 0 0 0                |                                 |  |                                 |  |                                 |                              |                                 |                              |                                 |                                  |                                    |                                  |        |
| Jimmy Williams, R (7, PR)                           |  |                                 | 1B                           |                                 | 0-0<br>F7                    |                                 | 0-0<br>G5-4-3<br>1B          |                                 | 0 0 0 0 0 0 0                |                                 |  |                                 |  |                                 |                              |                                 |                              |                                 |                                  |                                    |                                  |        |
| Larry Jaster, L (1, 1)<br>OBP: 0.375, SLG: 0.286    |  |                                 | 0-0                          |                                 | 0-0                          |                                 | 0-0                          |                                 | 1 0 0 0 0 0 1                |                                 |  |                                 |  |                                 |                              |                                 |                              |                                 |                                  |                                    |                                  |        |
| Bob Skinner, L (5, PH)<br>OBP: 0.222, SLG: 0.125    |  |                                 | 1-3                          |                                 |                              |                                 |                              |                                 | 1 0 0 0 0 0 2                |                                 |  |                                 |  |                                 |                              |                                 |                              |                                 |                                  |                                    |                                  |        |
| Tracy Stallard, R (5, 1)                            |  |                                 |                              |                                 |                              |                                 |                              |                                 | 0 0 0 0 0 0 0                |                                 |  |                                 |  |                                 |                              |                                 |                              |                                 |                                  |                                    |                                  |        |
| Phil Gagliano, R (7, PH)<br>OBP: 0.200, SLG: 0.083  |  |                                 |                              |                                 |                              |                                 |                              |                                 | 1 0 0 0 0 0 2                |                                 |  |                                 |  |                                 |                              |                                 |                              |                                 |                                  |                                    |                                  |        |
| Nelson Briles, R (7, 1)                             |  |                                 |                              |                                 |                              |                                 |                              |                                 | 0 0 0 0 0 0 0                |                                 |  |                                 |  |                                 |                              |                                 |                              |                                 |                                  |                                    |                                  |        |
| Curt Simmons, L (7, 1)<br>OBP: 1.000, SLG: 2.000    |  |                                 | 1-2                          |                                 |                              |                                 |                              |                                 | 0 0 0 0 0 0 0                |                                 |  |                                 |  |                                 |                              |                                 |                              |                                 |                                  |                                    |                                  |        |
| <b>Inning Stats</b>                                 | R: 0<br>E: 0<br>K: 1<br>S: 5   | H: 0<br>LOB: 0<br>BB: 0<br>P: 5 | R: 0<br>E: 0<br>K: 0<br>S: 3 | H: 0<br>LOB: 0<br>BB: 0<br>P: 3 | R: 0<br>E: 0<br>K: 1<br>S: 6 | H: 1<br>LOB: 1<br>BB: 0<br>P: 6 | R: 0<br>E: 0<br>K: 0<br>S: 3 | H: 0<br>LOB: 0<br>BB: 0<br>P: 3 | R: 0<br>E: 1<br>K: 0<br>S: 5 | H: 1<br>LOB: 2<br>BB: 0<br>P: 5 | R: 0<br>E: 0<br>K: 0<br>S: 4   | H: 1<br>LOB: 1<br>BB: 0<br>P: 4 | R: 1<br>E: 1<br>K: 0<br>S: 5   | H: 2<br>LOB: 2<br>BB: 0<br>P: 5 | R: 0<br>E: 0<br>K: 0<br>S: 3 | H: 1<br>LOB: 1<br>BB: 1<br>P: 7 | R: 0<br>E: 0<br>K: 0<br>S: 3 | H: 0<br>LOB: 0<br>BB: 0<br>P: 3 | 1B: 6<br>2B: 0<br>3B: 0<br>HR: 0 | SF: 0<br>SAC: 0<br>DP: 2<br>HBP: 0 | WP: 0<br>PB: 0<br>SB: 2<br>CS: 0 | PA: 34 |
| <b>PITCHER</b><br>Bobby Bolin, R (1, 1)<br>ERA: 2.1 | IP: 9.0<br>WLS: W<br>BF: 34<br>H: 6<br>R: 1<br>ER: 0<br>SO: 2<br>BB: 1<br>IBB: 0<br>HBP: 0<br>BLK: 0<br>WP: 0<br>HR: 0<br>S: 37<br>P: 41<br>ERA: 0.00<br>WHIP: 0.778 |                                 |                              |                                 |                              |                                 |                              |                                 |                              |                                 |  | <b>PITCHER</b>                  | IP: WLS: BF: H: R: ER: SO: BB: IBB: HBP: BLK: WP: HR: S: P: ERA: WHIP: |                                 |                              |                                 |                              |                                 |                                  |                                    |                                  |        |



| Batter   | 1                     | 2                     | 3               | 4          | 5                     | 6          | 7                            | 8          | 9 | AB | R | H | RBI | BB | SO | LOB |
|--|-----------------------|-----------------------|-----------------|------------|-----------------------|------------|------------------------------|------------|---|----|---|---|-----|----|----|-----|
| Jim Davenport, R<br>OBP: 0.395, SLG: 0.485<br>(1, 6)<br>(8, 5)   | 0-0<br>G1-4-3<br>1B   | 0-0<br>F8             |                 | 0-0<br>F8  |                       | 0-3<br>K   |                              | 0-0<br>F9  |   | 5  | 0 | 1 | 0   | 0  | 1  | 4   |
| Ollie Brown, R<br>OBP: 0.323, SLG: 0.333<br>(1, 9)<br>(8, 5)   | 0-0<br>G1-4-3<br>1-2f |                       | 0-0<br>F5       |            | 0-3<br>K              |            | 0-0<br>1B<br>1B<br>1B        | 0-0<br>5-3 |   | 5  | 1 | 1 | 0   | 0  | 1  | 1   |
| Willie Mays, R<br>OBP: 0.368, SLG: 0.672<br>(1, 8)<br>(8, 5)   | 0-3<br>K              |                       | 0-0<br>HR<br>2B |            | 4-0<br>FC<br>WP<br>BB |            | 0-0<br>F8                    |            |   | 3  | 1 | 1 | 0   | 1  | 1  | 1   |
| Jim Ray Hart, R<br>OBP: 0.403, SLG: 0.515<br>Dick Schofield, S<br>(1, 5)<br>(8, 6)                                     |                       | 0-0<br>F7             | 0-0<br>F3       |            | 0-0<br>FC             |            | 0-0<br>5-3<br>1B<br>2B<br>1B |            |   | 4  | 1 | 1 | 0   | 0  | 0  | 2   |
| Orlando Cepeda, R<br>OBP: 0.355, SLG: 0.500<br>Don Landrum, L<br>OBP: 0.071, SLG: 0.143<br>(1, 3)<br>(5, PR)<br>(6, 7) |                       | 0-0<br>6-3            |                 |            | 4-0                   |            | 0-0<br>5-3<br>2B<br>1B       |            |   | 2  | 0 | 1 | 2   | 1  | 0  | 0   |
| Cap Peterson, R<br>OBP: 0.200, SLG: 0.200<br>Len Gabrielson, L<br>OBP: 0.300, SLG: 0.280<br>(7, PH)<br>(8, 7)          |                       |                       | 2-H<br>HR       |            | IBB                   |            | 1-2<br>3-H<br>2B<br>1B       |            |   | 1  | 1 | 1 | 1   | 0  | 0  | 0   |
| Jesus Alou, R<br>OBP: 0.246, SLG: 0.339<br>Willie McCovey, L<br>OBP: 0.366, SLG: 0.377<br>(1, 7)<br>(5, PH)<br>(6, 3)  |                       | 0-0<br>E9<br>BB<br>BB | 0-0<br>4-3      |            | 0-0<br>F7             |            | 0-0<br>5-3                   |            |   | 2  | 1 | 0 | 0   | 0  | 0  | 0   |
| Bob Barton, R<br>OBP: 0.333, SLG: 0.200<br>Tom Haller, L<br>OBP: 0.387, SLG: 0.528<br>(1, 2)<br>(5, PH)<br>(6, 2)      |                       | 4-0<br>BB<br>BB<br>BB |                 | 0-0<br>F3  |                       | 0-0<br>F2  |                              | 0-0<br>2B  |   | 1  | 0 | 0 | 0   | 1  | 0  | 0   |
| Hal Lanier, R<br>OBP: 0.212, SLG: 0.238<br>(1, 4)  |                       | 4-0<br>BB<br>BB<br>BB |                 | 0-0<br>5-3 |                       | 0-0<br>F9  |                              | 0-0<br>F4  |   | 3  | 0 | 0 | 0   | 1  | 0  | 1   |
| Bobby Bolin, R<br>OBP: 0.308, SLG: 0.100<br>(1, 1)   |                       | 4-0<br>BB<br>BB<br>BB |                 | 4-0<br>BB  |                       | 0-0<br>6-3 |                              | 0-3<br>K   |   | 2  | 0 | 0 | 1   | 2  | 1  | 0   |

| Inning Stats | R: 0 | H: 1 | E: 0 | K: 1 | S: 5 | H: 0 | LOB: 0 | BB: 0 | P: 5 | R: 1 | H: 0 | E: 1 | K: 0 | S: 4 | R: 2 | H: 2 | E: 0 | K: 0 | S: 5 | R: 0 | H: 0 | E: 0 | K: 1 | S: 3 | R: 0 | H: 0 | E: 0 | K: 1 | S: 5 | R: 3 | H: 4 | E: 0 | K: 0 | S: 7 | R: 0 | H: 0 | E: 0 | K: 1 | S: 5 | R: 0 | H: 0 | E: 0 | K: 1 | S: 5 | 1B: 4 | 2B: 2 | 3B: 0 | HR: 1 | SF: 0 | SAC: 0 | DP: 1 | HBP: 0 | WP: 1 | PB: 0 | SB: 0 | CS: 0 | PA: 38 |
|--------------|------|------|------|------|------|------|--------|-------|------|------|------|------|------|------|------|------|------|------|------|------|------|------|------|------|------|------|------|------|------|------|------|------|------|------|------|------|------|------|------|------|------|------|------|------|-------|-------|-------|-------|-------|--------|-------|--------|-------|-------|-------|-------|--------|
|--------------|------|------|------|------|------|------|--------|-------|------|------|------|------|------|------|------|------|------|------|------|------|------|------|------|------|------|------|------|------|------|------|------|------|------|------|------|------|------|------|------|------|------|------|------|------|-------|-------|-------|-------|-------|--------|-------|--------|-------|-------|-------|-------|--------|

| PITCHER                                 | IP  | WLS | BF | H | R | ER | SO | BB | IBB | HBP | BLK | WP | HR | S  | P  | ERA   | WHIP  |
|---|-----|-----|----|---|---|----|----|----|-----|-----|-----|----|----|----|----|-------|-------|
| Larry Jaster, L<br>ERA: 3.24<br>(1, 1)  | 4.0 | L   | 19 | 3 | 3 | 2  | 1  | 4  | 0   | 0   | 0   | 0  | 1  | 17 | 33 | 4.50  | 1.750 |
| Tracy Stallard, R<br>ERA: 3.0<br>(5, 1) | 2.0 |     | 9  | 0 | 0 | 0  | 2  | 1  | 1   | 0   | 0   | 1  | 0  | 11 | 19 | 0.00  | 0.500 |
| Nelson Briles, R<br>ERA: 5.87<br>(7, 1) | 0.1 |     | 3  | 2 | 2 | 2  | 0  | 0  | 0   | 0   | 0   | 0  | 0  | 3  | 3  | 54.00 | 6.000 |
| Curt Simmons, L<br>ERA: 3.52<br>(7, 1)  | 1.2 |     | 7  | 2 | 1 | 1  | 1  | 0  | 0   | 0   | 0   | 0  | 0  | 9  | 9  | 5.40  | 1.200 |

**BOTTOM**

**St. Louis Cardinals @ San Francisco Giants**  
**Candlestick Park, San Francisco, CA**  
 Sat Apr 30 1966, 6:33 AM EDT  
 Att. 40,807 - Unknown

livebaseballscorecards.com

|            |           |
|------------|-----------|
| <b>AB</b>  | <b>32</b> |
| <b>R</b>   | <b>5</b>  |
| <b>H</b>   | <b>7</b>  |
| <b>RBI</b> | <b>6</b>  |
| <b>BB</b>  | <b>6</b>  |
| <b>SO</b>  | <b>4</b>  |
| <b>LOB</b> | <b>17</b> |



| Batter   | 1  | 2                               | 3                            | 4                               | 5                            | 6                               | 7                             | 8                               | 9                            | AB R H RBI BB SO LOB            | TOP  |                                 |                              |                                 |                              |                                 |                              |                                 |                                  |                                    |                                  |        |
|--|--|---------------------------------|------------------------------|---------------------------------|------------------------------|---------------------------------|-------------------------------|---------------------------------|------------------------------|---------------------------------|--|---------------------------------|------------------------------|---------------------------------|------------------------------|---------------------------------|------------------------------|---------------------------------|----------------------------------|------------------------------------|----------------------------------|--------|
| Lou Brock, L (1, 9)<br>OBP: 0.304, SLG: 0.395          | 0-3<br>K   |                                 | 0-0<br>CS                    | 0-0<br>F5                       |                              | 0-0<br>F6                       |                               |                                 | 0-3<br>K                     | 4 0 0 0 0 2 0                   | <b>St. Louis Cardinals @ San Francisco Giants</b><br><b>Candlestick Park, San Francisco, CA</b><br>Sun May 01 1966, 6:33 AM EDT<br>Att: 31,273 - Unknown<br><a href="http://livebaseballscorecards.com">livebaseballscorecards.com</a> |                                 |                              |                                 |                              |                                 |                              |                                 |                                  |                                    |                                  |        |
| Alex Johnson, R (1, 7)<br>OBP: 0.275, SLG: 0.354       | 0-3<br>K   |                                 |                              | 0-0<br>F8                       |                              |                                 | 0-0<br>FC3-6<br>1B            |                                 | 0-0<br>F8                    | 4 0 1 0 0 1 0                   |  |                                 |                              |                                 |                              |                                 |                              |                                 |                                  |                                    |                                  |        |
| Curt Flood, R (1, 8)<br>OBP: 0.405, SLG: 0.507         | 0-0<br>6-3   |                                 |                              | 0-0<br>1B                       |                              |                                 | 0-0<br>F4                     |                                 | 0-0<br>F9                    | 4 0 1 0 0 0 1                   |  |                                 |                              |                                 |                              |                                 |                              |                                 |                                  |                                    |                                  |        |
| Tim McCarver, L (1, 2)<br>OBP: 0.226, SLG: 0.300       |  | 0-0<br>F7                       |                              | 0-0<br>F7                       |                              |                                 | 0-0<br>FC3-6<br>FC5-4<br>1-2f |                                 |                              | 3 0 0 0 0 0 2                   |  |                                 |                              |                                 |                              |                                 |                              |                                 |                                  |                                    |                                  |        |
| Charley Smith, R (1, 5)<br>OBP: 0.412, SLG: 0.571      |  | 0-0<br>F8                       |                              |                                 | 0-3<br>K                     |                                 | 0-0<br>FC5-4<br>1-2f          |                                 |                              | 3 0 0 0 0 1 1                   |  |                                 |                              |                                 |                              |                                 |                              |                                 |                                  |                                    |                                  |        |
| George Kernek, L (1, 3)<br>OBP: 0.314, SLG: 0.283      |  | 0-3<br>K                        |                              |                                 | 0-0<br>6-3                   |                                 |                               | 0-0<br>F6                       |                              | 3 0 0 0 0 1 0                   |  |                                 |                              |                                 |                              |                                 |                              |                                 |                                  |                                    |                                  |        |
| Julian Javier, R (1, 4)<br>OBP: 0.227, SLG: 0.232      |  |                                 | 0-0<br>6-3                   |                                 | 0-3<br>K                     |                                 |                               | 0-0<br>6-3                      |                              | 3 0 0 0 0 1 0                   |  |                                 |                              |                                 |                              |                                 |                              |                                 |                                  |                                    |                                  |        |
| Dal Maxvill, R (1, 6)<br>OBP: 0.263, SLG: 0.278        |  |                                 | 0-0<br>FC1-6<br>1B           |                                 |                              | 0-3<br>K                        |                               | 0-0<br>1B                       |                              | 2 0 1 0 0 1 0                   |  |                                 |                              |                                 |                              |                                 |                              |                                 |                                  |                                    |                                  |        |
| Bob Skinner, L (8, PH)<br>OBP: 0.300, SLG: 0.222       |  |                                 |                              |                                 |                              |                                 |                               |                                 |                              | 1 0 1 0 0 0 0                   |  |                                 |                              |                                 |                              |                                 |                              |                                 |                                  |                                    |                                  |        |
| Jimmy Williams, R (8, 6)                               |  |                                 |                              |                                 |                              |                                 |                               |                                 |                              | 0 0 0 0 0 0 0                   |  |                                 |                              |                                 |                              |                                 |                              |                                 |                                  |                                    |                                  |        |
| Bob Gibson, R (1, 1)<br>OBP: 0.250, SLG: 0.250         |  |                                 | 0-0<br>FC1-6<br>CS<br>1-2f   |                                 |                              | 0-0<br>F8                       |                               | 0-0<br>F7                       |                              | 2 0 0 0 0 0 1                   |  |                                 |                              |                                 |                              |                                 |                              |                                 |                                  |                                    |                                  |        |
| Tito Francona, L (8, PH)<br>OBP: 0.300, SLG: 0.222     |  |                                 |                              |                                 |                              |                                 |                               |                                 |                              | 1 0 0 0 0 0 1                   |  |                                 |                              |                                 |                              |                                 |                              |                                 |                                  |                                    |                                  |        |
| Dennis Aust, R (8, 1)                                  |  |                                 |                              |                                 |                              |                                 |                               |                                 |                              | 0 0 0 0 0 0 0                   |  |                                 |                              |                                 |                              |                                 |                              |                                 |                                  |                                    |                                  |        |
| <b>Inning Stats</b>                                    | R: 0<br>E: 0<br>K: 2<br>S: 7   | H: 0<br>LOB: 0<br>BB: 0<br>P: 7 | R: 0<br>E: 0<br>K: 1<br>S: 5 | H: 0<br>LOB: 0<br>BB: 0<br>P: 5 | R: 0<br>E: 0<br>K: 0<br>S: 3 | H: 1<br>LOB: 0<br>BB: 0<br>P: 3 | R: 0<br>E: 0<br>K: 0<br>S: 4  | H: 1<br>LOB: 1<br>BB: 0<br>P: 4 | R: 0<br>E: 0<br>K: 2<br>S: 7 | H: 0<br>LOB: 0<br>BB: 0<br>P: 7 | R: 0<br>E: 0<br>K: 1<br>S: 5   | H: 0<br>LOB: 0<br>BB: 0<br>P: 5 | R: 0<br>E: 0<br>K: 0<br>S: 4 | H: 1<br>LOB: 1<br>BB: 0<br>P: 4 | R: 0<br>E: 0<br>K: 0<br>S: 4 | H: 1<br>LOB: 1<br>BB: 0<br>P: 4 | R: 0<br>E: 0<br>K: 1<br>S: 5 | H: 0<br>LOB: 0<br>BB: 0<br>P: 5 | 1B: 4<br>2B: 0<br>3B: 0<br>HR: 0 | SF: 0<br>SAC: 0<br>DP: 0<br>HBP: 0 | WP: 0<br>PB: 0<br>SB: 0<br>CS: 1 | PA: 31 |
| <b>PITCHER</b><br>Gaylord Perry, R (1, 1)<br>ERA: 2.49 | IP: 9.0<br>WLS: W<br>BF: 30<br>H: 4<br>R: 0<br>ER: 0<br>SO: 7<br>BB: 0<br>IBB: 0<br>HBP: 0<br>BLK: 0<br>WP: 0<br>HR: 0<br>S: 44<br>P: 44<br>ERA: 0.00<br>WHIP: 0.444 |                                 |                              |                                 |                              |                                 |                               |                                 |                              |                                 |  |                                 |                              |                                 |                              |                                 |                              |                                 |                                  |                                    |                                  |        |



| Batter   | 1      | 2       | 3       | 4                 | 5                | 6       | 7      | 8      | 9 |
|--|--------|---------|---------|-------------------|------------------|---------|--------|--------|---|
| Dick Schofield, S (1, 6)<br>OBP: 0.077, SLG: 0.077   | 0-0 F8 |         |         | 0-0 SF6 1B        | 0-0 F9           |         |        | 0-3 K  |   |
| Tom Haller, L (1, 2)<br>OBP: 0.364, SLG: 0.491   | 0-3 K  |         |         | 0-3 K             |                  | 0-0 F9  |        | 0-0 F8 |   |
| Willie Mays, R (1, 8)<br>OBP: 0.357, SLG: 0.651<br>Don Landrum, L (4, PR)<br>OBP: 0.067, SLG: 0.133 (5, 8) | 0-3 K  |         |         | 0-0 E5 BB<br>1-3  |                  | 0-0 4-3 |        |        |   |
| Willie McCovey, L (1, 3)<br>OBP: 0.351, SLG: 0.365   |        | 0-0 4-3 |         | 0-0 SF6           |                  | 0-0 F5  |        |        |   |
| Jim Ray Hart, R (1, 5)<br>OBP: 0.400, SLG: 0.500<br>Ollie Brown, R (8, 9)<br>OBP: 0.323, SLG: 0.333        |        | 0-0 5-3 |         | 4-0 3-H<br>1-2 BB |                  | 0-0 1-3 |        |        |   |
| Orlando Cepeda, R (1, 7)<br>OBP: 0.324, SLG: 0.452<br>Jim Davenport, R (8, 5)<br>OBP: 0.385, SLG: 0.485    |        | 0-3 K   |         | 0-0 5-3           |                  | 0-3 K   |        |        |   |
| Len Gabrielson, L (1, 9)<br>OBP: 0.303, SLG: 0.393 (8, 7)  |        |         | 0-3 K   |                   | 0-0 F8           |         | 0-0 HR |        |   |
| Hal Lanier, R (1, 4)<br>OBP: 0.217, SLG: 0.242   |        |         | 0-0 F7  |                   | 0-0 SH2-4<br>1B  |         | 0-0 F5 |        |   |
| Gaylord Perry, R (1, 1)  |        |         | 0-0 4-3 |                   | 0-0 SH2-4<br>1-2 |         | 0-3 K  |        |   |

| Inning Stats | R: 0 | H: 0 | E: 0 | LOB: 0 | K: 2 | BB: 0 | S: 7 | P: 7  |
|--------------|------|------|------|--------|------|-------|------|-------|
|              | R: 0 | H: 0 | E: 0 | LOB: 0 | K: 1 | BB: 0 | S: 5 | P: 5  |
|              | R: 0 | H: 0 | E: 0 | LOB: 0 | K: 1 | BB: 0 | S: 5 | P: 5  |
|              | R: 1 | H: 1 | E: 1 | LOB: 2 | K: 1 | BB: 1 | S: 7 | P: 11 |
|              | R: 0 | H: 1 | E: 0 | LOB: 1 | K: 0 | BB: 0 | S: 4 | P: 4  |
|              | R: 0 | H: 0 | E: 0 | LOB: 0 | K: 0 | BB: 0 | S: 3 | P: 3  |
|              | R: 1 | H: 1 | E: 0 | LOB: 0 | K: 1 | BB: 0 | S: 6 | P: 6  |
|              | R: 0 | H: 0 | E: 0 | LOB: 0 | K: 2 | BB: 0 | S: 7 | P: 7  |

| PITCHER                            | IP  | WLS | BF | H | R | ER | SO | BB | IBB | HBP | BLK | WP | HR | S  | P  | ERA  | WHIP  |
|------------------------------------|-----|-----|----|---|---|----|----|----|-----|-----|-----|----|----|----|----|------|-------|
| Bob Gibson, R (1, 1)<br>ERA: 2.18  | 7.0 | L   | 26 | 3 | 2 | 1  | 6  | 1  | 0   | 0   | 0   | 0  | 1  | 37 | 41 | 1.29 | 0.571 |
| Dennis Aust, R (8, 1)<br>ERA: 1.93 | 1.0 |     | 3  | 0 | 0 | 0  | 2  | 0  | 0   | 0   | 0   | 0  | 0  | 7  | 7  | 0.00 | 0.000 |

**BOTTOM**


St. Louis Cardinals @ San Francisco Giants  
Candlestick Park, San Francisco, CA

Sun May 01 1966, 6:33 AM EDT  
Att. 31,273 - Unknown

| AB | R | H | RBI | BB | SO | LOB |
|----|---|---|-----|----|----|-----|
| 4  | 1 | 1 | 0   | 0  | 1  | 1   |
| 4  | 0 | 0 | 0   | 0  | 2  | 1   |
| 2  | 0 | 0 | 0   | 0  | 1  | 1   |
| 1  | 0 | 0 | 0   | 0  | 0  | 0   |
| 2  | 0 | 0 | 1   | 0  | 0  | 0   |
| 2  | 0 | 0 | 0   | 1  | 0  | 0   |
| 0  | 0 | 0 | 0   | 0  | 0  | 0   |
| 3  | 0 | 0 | 0   | 0  | 2  | 2   |
| 0  | 0 | 0 | 0   | 0  | 0  | 0   |
| 3  | 1 | 1 | 1   | 0  | 1  | 0   |
| 3  | 0 | 1 | 0   | 0  | 0  | 0   |
| 2  | 0 | 0 | 0   | 0  | 1  | 0   |

| AB  | 26 |
|-----|----|
| R   | 2  |
| H   | 3  |
| RBI | 2  |
| BB  | 1  |
| SO  | 8  |
| LOB | 5  |

livebaseballscorecards.com



| PITCHER                            | IP  | WLS | BF | H | R | ER | SO | BB | IBB | HBP | BLK | WP | HR | S  | P  | ERA  | WHIP  |
|------------------------------------|-----|-----|----|---|---|----|----|----|-----|-----|-----|----|----|----|----|------|-------|
| Bob Gibson, R (1, 1)<br>ERA: 2.18  | 7.0 | L   | 26 | 3 | 2 | 1  | 6  | 1  | 0   | 0   | 0   | 0  | 1  | 37 | 41 | 1.29 | 0.571 |
| Dennis Aust, R (8, 1)<br>ERA: 1.93 | 1.0 |     | 3  | 0 | 0 | 0  | 2  | 0  | 0   | 0   | 0   | 0  | 0  | 7  | 7  | 0.00 | 0.000 |

| Batter  | 1  | 2                               | 3                            | 4                               | 5                            | 6                               | 7                            | 8                               | 9                            | AB R H RBI BB SO LOB            | TOP  |                                 |                              |                                 |                              |                                 |                                  |                                    |                                  |        |
|---|--|---------------------------------|------------------------------|---------------------------------|------------------------------|---------------------------------|------------------------------|---------------------------------|------------------------------|---------------------------------|--|---------------------------------|------------------------------|---------------------------------|------------------------------|---------------------------------|----------------------------------|------------------------------------|----------------------------------|--------|
| Wes Parker, S (1, 3)<br>OBP: 0.333, SLG: 0.397        | 0-0<br>1B  |                                 | 0-0<br>G3                    |                                 |                              | 4-0<br>BB                       |                              | 0-0<br>4-3                      |                              | 3 0 1 0 1 0 0                   | <p>Los Angeles Dodgers @ San Francisco Giants</p> <p>Candlestick Park, San Francisco, CA</p> <p>Tue May 03 1966, 10:05 PM EDT</p> <p>Att: 35,193 - Unknown</p> |                                 |                              |                                 |                              |                                 |                                  |                                    |                                  |        |
| Jim Gilliam, S (1, 5)<br>OBP: 0.301, SLG: 0.226       | 0-0<br>F8  |                                 | 0-0<br>F9                    |                                 |                              | 0-0<br>F6                       |                              | 0-0<br>1-3                      |                              | 4 0 0 0 0 0 2                   |  |                                 |                              |                                 |                              |                                 |                                  |                                    |                                  |        |
| Willie Davis, L (1, 8)<br>OBP: 0.322, SLG: 0.379      | 0-3<br>K   |                                 |                              |                                 | 0-0<br>F4                    | 0-3<br>K                        |                              | 0-0<br>F5                       |                              | 4 0 0 0 0 2 2                   |  |                                 |                              |                                 |                              |                                 |                                  |                                    |                                  |        |
| Ron Fairly, L (1, 9)<br>OBP: 0.301, SLG: 0.226        | 0-0<br>4-3   |                                 |                              |                                 | 0-0<br>G3                    | 0-0<br>F7                       |                              | 0-0<br>F2                       |                              | 4 0 0 0 0 0 2                   |  |                                 |                              |                                 |                              |                                 |                                  |                                    |                                  |        |
| Lou Johnson, R (1, 7)<br>OBP: 0.316, SLG: 0.427       |  |                                 |                              |                                 | 0-0<br>5-3                   |                                 | 0-0<br>1B                    | 0-0<br>6-3                      |                              | 4 0 1 0 0 0 0                   |  |                                 |                              |                                 |                              |                                 |                                  |                                    |                                  |        |
| Jim Lefebvre, S (1, 4)<br>OBP: 0.382, SLG: 0.597      |  |                                 |                              |                                 | 0-3<br>K                     |                                 | 0-0<br>F8                    | 0-0<br>HR                       |                              | 3 1 1 1 1 1 1                   |  |                                 |                              |                                 |                              |                                 |                                  |                                    |                                  |        |
| John Roseboro, L (1, 2)<br>OBP: 0.245, SLG: 0.362     |  |                                 |                              |                                 | 0-0<br>E1                    |                                 | 0-0<br>1B                    | 0-0<br>F6                       |                              | 4 0 1 0 0 1 1                   |  |                                 |                              |                                 |                              |                                 |                                  |                                    |                                  |        |
| John Kennedy, R (1, 6)<br>OBP: 0.278, SLG: 0.389      |  |                                 |                              |                                 | 0-3<br>K                     |                                 | 0-0<br>F8                    |                                 |                              | 2 0 0 0 0 1 2                   |  |                                 |                              |                                 |                              |                                 |                                  |                                    |                                  |        |
| Derrell Griffith, L (7, PH)<br>OBP: 0.500, SLG: 0.500 |  |                                 |                              |                                 | 0-0<br>F8                    |                                 |                              |                                 |                              | 1 0 0 0 0 0 2                   |  |                                 |                              |                                 |                              |                                 |                                  |                                    |                                  |        |
| Bart Shirley, R (7, 6)                                |  |                                 |                              |                                 |                              |                                 |                              |                                 |                              | 0 0 0 0 0 0 0                   |  |                                 |                              |                                 |                              |                                 |                                  |                                    |                                  |        |
| Don Drysdale, R (1, 1)<br>OBP: 0.167, SLG: 0.091      |  |                                 |                              |                                 | 0-0<br>F8                    |                                 |                              |                                 |                              | 2 0 0 0 0 0 1                   |  |                                 |                              |                                 |                              |                                 |                                  |                                    |                                  |        |
| Tommy Davis, R (7, PH)<br>OBP: 0.333, SLG: 0.294      |  |                                 |                              |                                 |                              | 0-0<br>4-3                      |                              |                                 |                              | 1 0 0 0 0 0 2                   |  |                                 |                              |                                 |                              |                                 |                                  |                                    |                                  |        |
| Joe Moeller, R (7, 1)                                 |  |                                 |                              |                                 |                              |                                 |                              |                                 |                              | 0 0 0 0 0 0 0                   |  |                                 |                              |                                 |                              |                                 |                                  |                                    |                                  |        |
| Ron Perranoski, L (7, 1)                              |  |                                 |                              |                                 |                              |                                 |                              |                                 |                              | 0 0 0 0 0 0 0                   |  |                                 |                              |                                 |                              |                                 |                                  |                                    |                                  |        |
| Nick Willhite, L (8, 1)                               |  |                                 |                              |                                 |                              |                                 |                              |                                 |                              | 0 0 0 0 0 0 0                   |  |                                 |                              |                                 |                              |                                 |                                  |                                    |                                  |        |
| <b>Inning Stats</b>                                   | R: 0<br>E: 0<br>K: 1<br>S: 6   | H: 1<br>LOB: 1<br>BB: 0<br>P: 6 | R: 0<br>E: 0<br>K: 1<br>S: 5 | H: 0<br>LOB: 1<br>BB: 1<br>P: 9 | R: 0<br>E: 0<br>K: 0<br>S: 3 | H: 0<br>LOB: 0<br>BB: 0<br>P: 3 | R: 0<br>E: 0<br>K: 0<br>S: 3 | H: 0<br>LOB: 0<br>BB: 0<br>P: 3 | R: 0<br>E: 1<br>K: 2<br>S: 8 | H: 0<br>LOB: 1<br>BB: 0<br>P: 8 | R: 0<br>E: 0<br>K: 1<br>S: 5   | H: 2<br>LOB: 2<br>BB: 0<br>P: 5 | R: 0<br>E: 0<br>K: 0<br>S: 3 | H: 0<br>LOB: 0<br>BB: 0<br>P: 3 | R: 1<br>E: 0<br>K: 0<br>S: 4 | H: 1<br>LOB: 0<br>BB: 0<br>P: 4 | 1B: 3<br>2B: 0<br>3B: 0<br>HR: 1 | SF: 0<br>SAC: 0<br>DP: 0<br>HBP: 0 | WP: 0<br>PB: 0<br>SB: 1<br>CS: 0 | PA: 34 |
| <b>PITCHER</b><br>Juan Marichal, R (1, 1)<br>ERA: 0.6 | IP: 9.0<br>WLS: W<br>BF: 34<br>H: 4<br>R: 1<br>ER: 1<br>SO: 5<br>BB: 2<br>IBB: 0<br>HBP: 0<br>BLK: 0<br>WP: 0<br>HR: 1<br>S: 42<br>P: 50<br>ERA: 1.00<br>WHIP: 0.667 |                                 |                              |                                 |                              |                                 |                              |                                 |                              |                                 |  |                                 |                              |                                 |                              |                                 |                                  |                                    |                                  |        |

livebaseballscores.com

|     |    |
|-----|----|
| AB  | 32 |
| R   | 1  |
| H   | 4  |
| RBI | 1  |
| BB  | 2  |
| SO  | 5  |
| LOB | 15 |





| Batter   | 1                       | 2         | 3          | 4         | 5                                     | 6                     | 7                             | 8         | 9 |
|--|-------------------------|-----------|------------|-----------|---------------------------------------|-----------------------|-------------------------------|-----------|---|
| Dick Schofield, S<br>OBP: 0.167, SLG: 0.063<br>(1, 6)  | 4-0<br>1B<br>HBP<br>BB  |           | 0-0<br>F6  |           | 4-0<br>HR<br>BB                       |                       | 0-0<br>4-3<br>1-2             | 0-0<br>F6 |   |
| Willie McCovey, L<br>OBP: 0.372, SLG: 0.433<br>(1, 3)  | 0-0<br>HBP<br>FC<br>1B  |           | 0-0<br>4-3 |           | 0-0<br>HR<br>1-H<br>2-H               |                       | 0-0<br>E<br>1B<br>2-H         |           |   |
| Willie Mays, R<br>OBP: 0.351, SLG: 0.627<br>(1, 8)     | 0-0<br>FC<br>HBP<br>1-2 |           | 0-3<br>K   |           | 0-0<br>1B                             |                       | 0-0<br>E4<br>1B<br>1-3        |           |   |
| Jim Ray Hart, R<br>OBP: 0.397, SLG: 0.486<br>(1, 5)    | 1-0<br>HBP<br>G4-6-3    |           |            | 0-0<br>F9 | 0-0<br>F3                             |                       | 0-0<br>1B<br>1B<br>2-H<br>3-H |           |   |
| Orlando Cepeda, R<br>OBP: 0.343, SLG: 0.469<br>(7, PH) |                         |           |            |           |                                       |                       |                               |           |   |
| Jim Davenport, R<br>OBP: 0.395, SLG: 0.485<br>(8, 5)   |                         |           |            |           |                                       |                       |                               |           |   |
| Tom Haller, L<br>OBP: 0.371, SLG: 0.492<br>(1, 2)      | 0-3<br>K                |           |            | 0-0<br>F7 |                                       | 0-0<br>G4-3-6<br>1B   | 0-0<br>1B<br>1-3              |           |   |
| Jesus Alou, R<br>OBP: 0.246, SLG: 0.333<br>(1, 9)      | 0-0<br>G4-6-3<br>1-2f   |           |            | 0-0<br>G3 |                                       | 0-0<br>G4-3-6<br>1-2f | 0-0<br>1B<br>1-3<br>3-H       |           |   |
| Len Gabrielson, L<br>OBP: 0.306, SLG: 0.387<br>(1, 7)  |                         | 0-0<br>F9 |            |           | 0-0<br>FC3-6<br>1B                    |                       | 0-0<br>4-3                    |           |   |
| Ollie Brown, R<br>OBP: 0.313, SLG: 0.321<br>(7, PH)    |                         |           |            |           |                                       |                       |                               |           |   |
| Hal Lanier, R<br>OBP: 0.219, SLG: 0.232<br>(1, 4)      |                         | 0-0<br>F3 |            |           | 0-0<br>FC3-6<br>SH1-6-3<br>HR<br>1-2f |                       | 4-0<br>1B<br>BB<br>4-3        | 0-0<br>F8 |   |
| Juan Marichal, R<br>OBP: 0.294, SLG: 0.353<br>(1, 1)   |                         | 0-0<br>F2 |            |           | 0-0<br>SH1-6-3<br>1-2                 |                       | 0-3<br>K                      | 0-0<br>F8 |   |

| Inning Stats | R: 1 | H: 1 | E: 0 | K: 1 | S: 6   | LOB: 2 | BB: 1 | P: 11 |
|--------------|------|------|------|------|--|--------|-------|-------|
|              | R: 0 | H: 0 | E: 0 | K: 0 | S: 3 <td>LOB: 0</td> <td>BB: 0</td> <td>P: 3 </td>   | LOB: 0 | BB: 0 | P: 3  |
|              | R: 0 | H: 0 | E: 0 | K: 1 | S: 5 <td>LOB: 0</td> <td>BB: 0</td> <td>P: 5 </td>   | LOB: 0 | BB: 0 | P: 5  |
|              | R: 0 | H: 0 | E: 0 | K: 0 | S: 3 <td>LOB: 0</td> <td>BB: 0</td> <td>P: 3 </td>   | LOB: 0 | BB: 0 | P: 3  |
|              | R: 3 | H: 3 | E: 0 | K: 0 | S: 6 <td>LOB: 1</td> <td>BB: 1</td> <td>P: 10 </td>  | LOB: 1 | BB: 1 | P: 10 |
|              | R: 0 | H: 1 | E: 0 | K: 0 | S: 3 <td>LOB: 0</td> <td>BB: 0</td> <td>P: 3 </td>   | LOB: 0 | BB: 0 | P: 3  |
|              | R: 4 | H: 4 | E: 1 | K: 2 | S: 12 <td>LOB: 2</td> <td>BB: 1</td> <td>P: 16 </td> | LOB: 2 | BB: 1 | P: 16 |
|              | R: 0 | H: 0 | E: 0 | K: 0 | S: 3 <td>LOB: 0</td> <td>BB: 0</td> <td>P: 3 </td>   | LOB: 0 | BB: 0 | P: 3  |

| AB | R | H | RBI | BB | SO | LOB |
|----|---|---|-----|----|----|-----|
| 3  | 2 | 0 | 0   | 2  | 0  | 1   |
| 4  | 2 | 3 | 4   | 0  | 0  | 0   |
| 4  | 1 | 1 | 0   | 0  | 1  | 3   |
| 2  | 0 | 0 | 1   | 0  | 0  | 1   |
| 1  | 0 | 1 | 2   | 0  | 0  | 0   |
| 0  | 1 | 0 | 0   | 0  | 0  | 0   |
| 4  | 0 | 2 | 0   | 0  | 1  | 3   |
| 4  | 0 | 1 | 1   | 0  | 0  | 4   |
| 3  | 0 | 1 | 0   | 0  | 0  | 0   |
| 1  | 0 | 0 | 0   | 0  | 1  | 2   |
| 3  | 2 | 0 | 0   | 1  | 0  | 1   |
| 3  | 0 | 0 | 0   | 0  | 1  | 1   |

| PITCHER                                  | IP  | WLS | BF | H | R | ER | SO | BB | IBB | HBP | BLK | WP | HR | S  | P  | ERA   | WHIP  |
|--|-----|-----|----|---|---|----|----|----|-----|-----|-----|----|----|----|----|-------|-------|
| Don Drysdale, R<br>ERA: 4.02<br>(1, 1)   | 6.0 | L   | 25 | 5 | 4 | 4  | 2  | 2  | 0   | 1   | 0   | 0  | 1  | 26 | 35 | 6.00  | 1.167 |
| Joe Moeller, R<br>ERA: 13.5<br>(7, 1)    | 0.2 |     | 6  | 2 | 4 | 1  | 1  | 1  | 0   | 0   | 0   | 0  | 0  | 7  | 11 | 13.50 | 4.500 |
| Ron Perranoski, L<br>ERA: 2.84<br>(7, 1) | 0.1 |     | 3  | 2 | 0 | 0  | 1  | 0  | 0   | 0   | 0   | 0  | 0  | 5  | 5  | 0.00  | 6.000 |
| Nick Willhite, L<br>ERA:<br>(8, 1)       | 1.0 |     | 3  | 0 | 0 | 0  | 0  | 0  | 0   | 0   | 0   | 0  | 0  | 3  | 3  | 0.00  | 0.000 |

| WP | PA | ERA | WHIP |
|----|----|-----|------|
| 0  | 37 |     |      |
| 0  |    |     |      |
| 0  |    |     |      |
| 0  |    |     |      |

**Los Angeles Dodgers @ San Francisco Giants**  
**Candlestick Park, San Francisco, CA**  
 Tue May 03 1966, 10:05 PM EDT  
 Att. 35,193 - Unknown

AB 32  
 R 8  
 H 9  
 RBI 8  
 BB 3  
 SO 4  
 LOB 16



| Batter   | 1  | 2                               | 3                            | 4                               | 5                            | 6                               | 7                            | 8                               | 9                            | AB R H RBI BB SO LOB            | TOP   |                                 |  |                                 |                              |                                 |                              |                                 |                                  |                                    |                                  |        |
|--|--|---------------------------------|------------------------------|---------------------------------|------------------------------|---------------------------------|------------------------------|---------------------------------|------------------------------|---------------------------------|---|---------------------------------|--|---------------------------------|------------------------------|---------------------------------|------------------------------|---------------------------------|----------------------------------|------------------------------------|----------------------------------|--------|
| Nate Oliver, R (1, 4)<br>OBP: 0.366, SLG: 0.290    | 0-0<br>CS<br>1B  |                                 |                              | 0-0<br>1-3                      |                              | 0-0<br>6-3                      |                              | 0-0<br>1B                       | 0-0<br>1B                    | 4 0 2 0 0 0 0                   | <b>Los Angeles Dodgers @ San Francisco Giants</b><br><b>Candlestick Park, San Francisco, CA</b><br>Wed May 04 1966, 10:05 PM EDT<br>Att: 28,220 - Unknown<br><a href="http://livebaseballscorecards.com">livebaseballscorecards.com</a> |                                 |  |                                 |                              |                                 |                              |                                 |                                  |                                    |                                  |        |
| Wes Parker, S (1, 3)<br>OBP: 0.318, SLG: 0.377     | 0-0<br>F3  |                                 |                              | 0-0<br>1-3                      |                              | 0-3<br>K                        |                              | 0-0<br>F9                       | 0-0<br>F9                    | 4 0 0 0 0 1 2                   |   |                                 |  |                                 |                              |                                 |                              |                                 |                                  |                                    |                                  |        |
| Willie Davis, L (1, 8)<br>OBP: 0.306, SLG: 0.361   | 0-3<br>K<br>1-2  |                                 |                              | 0-0<br>6-3                      |                              | 0-0<br>4-3                      |                              | 0-0<br>4-3                      | 0-0<br>4-3                   | 3 0 0 0 0 1 1                   |   |                                 |  |                                 |                              |                                 |                              |                                 |                                  |                                    |                                  |        |
| Lou Johnson, R (1, 7)<br>OBP: 0.317, SLG: 0.436    |  | 0-3<br>K                        |                              |                                 | 0-0<br>1B<br>2B              |                                 | 0-0<br>1-3                   |                                 | 0-0<br>1-3                   | 3 1 1 0 0 1 0                   |   |                                 |  |                                 |                              |                                 |                              |                                 |                                  |                                    |                                  |        |
| Jim Lefebvre, S (1, 5)<br>OBP: 0.380, SLG: 0.586   |  | 0-0<br>F9                       |                              |                                 | 0-0<br>G4-3<br>1B<br>2-H     |                                 | 0-0<br>F7                    |                                 | 0-0<br>F7                    | 3 0 1 1 0 0 0                   |   |                                 |  |                                 |                              |                                 |                              |                                 |                                  |                                    |                                  |        |
| Ron Fairly, L (1, 9)<br>OBP: 0.289, SLG: 0.215     |  | 0-3<br>K                        |                              |                                 | 0-0<br>F8                    |                                 | 0-0<br>F8                    |                                 | 0-0<br>F8                    | 3 0 0 0 0 1 1                   |   |                                 |  |                                 |                              |                                 |                              |                                 |                                  |                                    |                                  |        |
| Jeff Torborg, R (1, 2)<br>OBP: 0.394, SLG: 0.367   |  |                                 | 0-0<br>F7                    |                                 | 0-0<br>G4-3<br>1-2f          |                                 | 0-0<br>F9                    |                                 | 0-0<br>F9                    | 3 0 0 0 0 0 1                   |   |                                 |  |                                 |                              |                                 |                              |                                 |                                  |                                    |                                  |        |
| John Kennedy, R (1, 6)<br>OBP: 0.250, SLG: 0.350   |  |                                 | 0-3<br>K                     |                                 |                              | 0-3<br>K                        |                              | 0-0<br>6-3                      | 0-0<br>6-3                   | 2 0 0 0 0 2 0                   |   |                                 |  |                                 |                              |                                 |                              |                                 |                                  |                                    |                                  |        |
| Joe Moeller, R (6, 1)                              |  |                                 |                              |                                 |                              |                                 |                              |                                 |                              | 0 0 0 0 0 0 0                   |   |                                 |  |                                 |                              |                                 |                              |                                 |                                  |                                    |                                  |        |
| Jim Gilliam, S (9, PH)                             |  |                                 |                              |                                 |                              |                                 |                              |                                 |                              | 1 0 0 0 0 0 0                   |   |                                 |  |                                 |                              |                                 |                              |                                 |                                  |                                    |                                  |        |
| Claude Osteen, L (1, 1)<br>OBP: 0.125, SLG: 0.067  |  |                                 | 0-3<br>K                     |                                 |                              | 0-0<br>6-3                      |                              | 0-0<br>F9                       | 0-0<br>F9                    | 1 0 0 0 0 1 0                   |   |                                 |  |                                 |                              |                                 |                              |                                 |                                  |                                    |                                  |        |
| Bob Miller, R (5, 1)                               |  |                                 |                              |                                 |                              |                                 |                              |                                 |                              | 0 0 0 0 0 0 0                   |   |                                 |  |                                 |                              |                                 |                              |                                 |                                  |                                    |                                  |        |
| Bart Shirley, R (6, PH)<br>OBP: 0.333, SLG: 0.333  |  |                                 |                              |                                 |                              |                                 |                              |                                 |                              | 1 0 0 0 0 0 0                   |   |                                 |  |                                 |                              |                                 |                              |                                 |                                  |                                    |                                  |        |
| Al Ferrara, R (9, PH)<br>OBP: 0.292, SLG: 0.455    |  |                                 |                              |                                 |                              |                                 |                              |                                 |                              | 1 0 0 0 0 0 0                   |   |                                 |  |                                 |                              |                                 |                              |                                 |                                  |                                    |                                  |        |
| <b>Inning Stats</b>                                | R: 0<br>E: 0<br>K: 1<br>S: 5   | H: 1<br>LOB: 1<br>BB: 0<br>P: 5 | R: 0<br>E: 0<br>K: 2<br>S: 7 | H: 0<br>LOB: 0<br>BB: 0<br>P: 7 | R: 0<br>E: 0<br>K: 2<br>S: 7 | H: 0<br>LOB: 0<br>BB: 0<br>P: 7 | R: 0<br>E: 0<br>K: 0<br>S: 3 | H: 0<br>LOB: 0<br>BB: 0<br>P: 3 | R: 1<br>E: 0<br>K: 0<br>S: 4 | H: 2<br>LOB: 0<br>BB: 0<br>P: 4 | R: 0<br>E: 0<br>K: 1<br>S: 5  | H: 0<br>LOB: 0<br>BB: 0<br>P: 5 | R: 0<br>E: 0<br>K: 1<br>S: 5   | H: 0<br>LOB: 0<br>BB: 0<br>P: 5 | R: 0<br>E: 0<br>K: 0<br>S: 3 | H: 0<br>LOB: 0<br>BB: 0<br>P: 3 | R: 0<br>E: 0<br>K: 0<br>S: 4 | H: 1<br>LOB: 1<br>BB: 0<br>P: 4 | 1B: 3<br>2B: 2<br>3B: 0<br>HR: 0 | SF: 0<br>SAC: 0<br>DP: 2<br>HBP: 0 | WP: 0<br>PB: 0<br>SB: 0<br>CS: 1 | PA: 29 |
| <b>PITCHER</b><br>Joe Gibbon, L (1, 1)<br>ERA: 1.1 | IP: 9.0<br>WLS: W<br>BF: 29<br>H: 4<br>R: 1<br>ER: 1<br>SO: 7<br>BB: 0<br>IBB: 0<br>HBP: 0<br>BLK: 0<br>WP: 0<br>HR: 0<br>S: 43<br>P: 43<br>ERA: 1.00<br>WHIP: 0.444 |                                 |                              |                                 |                              |                                 |                              |                                 |                              |                                 |   | <b>PITCHER</b>                  | IP: 9.0<br>WLS: W<br>BF: 29<br>H: 4<br>R: 1<br>ER: 1<br>SO: 7<br>BB: 0<br>IBB: 0<br>HBP: 0<br>BLK: 0<br>WP: 0<br>HR: 0<br>S: 43<br>P: 43<br>ERA: 1.00<br>WHIP: 0.444 |                                 |                              |                                 |                              |                                 |                                  |                                    |                                  |        |



| Batter   | 1          | 2                       | 3          | 4          | 5               | 6          | 7          | 8 | 9 | AB | R | H | RBI | BB | SO | LOB |
|--|------------|-------------------------|------------|------------|-----------------|------------|------------|---|---|----|---|---|-----|----|----|-----|
| Jim Davenport, R<br>OBP: 0.381, SLG: 0.459<br>(1, 6)<br>(3, 5)   | 0-0<br>F8  | 0-0<br>1B               |            |            | 0-0<br>4-3      |            | 0-3<br>K   |   |   | 4  | 0 | 1 | 2   | 0  | 1  | 0   |
| Ollie Brown, R<br>OBP: 0.333, SLG: 0.344<br>(1, 9)<br>(3, 5)   | 0-0<br>4-3 | 0-0<br>1B               |            |            | 0-0<br>F6       |            | 0-0<br>1B  |   |   | 4  | 0 | 2 | 0   | 0  | 0  | 0   |
| Willie Mays, R<br>OBP: 0.346, SLG: 0.648<br>(1, 8)<br>(3, 5)   | 0-3<br>K   | 0-3<br>K                |            |            | 0-0<br>HR       |            | 0-0<br>4-3 |   |   | 4  | 1 | 1 | 1   | 0  | 2  | 3   |
| Jim Ray Hart, R<br>OBP: 0.405, SLG: 0.486<br>Tito Fuentes, S<br>OBP: 0.258, SLG: 0.333<br>(1, 5)<br>(3, 4)     |            | 1-0<br>1B<br>E<br>HBP   | 0-0<br>F7  |            | 0-0<br>WP<br>3B |            | 0-0<br>4-3 |   |   | 0  | 1 | 0 | 0   | 0  | 0  | 0   |
| Orlando Cepeda, R<br>OBP: 0.333, SLG: 0.444<br>Willie McCovey, L<br>OBP: 0.372, SLG: 0.433<br>(1, 3)<br>(9, 3) |            | 0-0<br>1B<br>E          | 0-0<br>1-3 |            | 0-0<br>F6       |            | 0-0<br>1-3 |   |   | 4  | 1 | 1 | 0   | 0  | 0  | 0   |
| Jesus Alou, R<br>OBP: 0.232, SLG: 0.313<br>Don Landrum, L<br>OBP: 0.067, SLG: 0.133<br>(1, 7)<br>(9, 7)        |            | 0-0<br>1B<br>E1         | 0-0<br>F2  |            | 0-0<br>2-3      |            | 0-0<br>F3  |   |   | 4  | 1 | 0 | 0   | 0  | 0  | 1   |
| Bob Barton, R<br>OBP: 0.222, SLG: 0.125<br>(1, 2)  |            | 0-0<br>4-3              |            | 0-0<br>5-3 |                 | 0-0<br>F7  |            |   |   | 3  | 0 | 0 | 0   | 0  | 0  | 2   |
| Hal Lanier, R<br>OBP: 0.224, SLG: 0.236<br>(1, 4)<br>(3, 6)  |            | 0-0<br>1B<br>2-3<br>3-H |            | 0-0<br>4-3 |                 | 0-0<br>3-1 |            |   |   | 3  | 1 | 1 | 1   | 0  | 0  | 0   |
| Joe Gibbon, R<br>(1, 1)  |            | 0-3<br>K                |            | 0-0<br>5-3 |                 |            | 0-0<br>5-3 |   |   | 3  | 0 | 0 | 0   | 0  | 1  | 2   |

| Inning Stats | R: 0  | H: 0  | E: 0   | K: 1  | S: 5  | LOB: 0 | BB: 0  | P: 5  | R: 4   | H: 4 | E: 1 | K: 2 | S: 12 | LOB: 2 | BB: 0 | P: 13 | R: 0 | H: 0 | E: 0 | K: 0 | S: 3 | LOB: 0 | BB: 0 | P: 3 | R: 2 | H: 2 | E: 0 | K: 0 | S: 5 | LOB: 0 | BB: 0 | P: 5 | R: 0 | H: 0 | E: 0 | K: 0 | S: 3 | LOB: 0 | BB: 0 | P: 3 | R: 0 | H: 1 | E: 0 | K: 1 | S: 6 | LOB: 1 | BB: 0 | P: 6 | R: 0 | H: 0 | E: 0 | K: 0 | S: 3 | LOB: 0 | BB: 0 | P: 3 |
|--------------|-------|-------|--------|-------|-------|--------|--------|-------|--------|------|------|------|-------|--------|-------|-------|------|------|------|------|------|--------|-------|------|------|------|------|------|------|--------|-------|------|------|------|------|------|------|--------|-------|------|------|------|------|------|------|--------|-------|------|------|------|------|------|------|--------|-------|------|
| 1B: 5        | SF: 0 | 2B: 0 | SAC: 0 | 3B: 1 | DP: 0 | HR: 1  | HBP: 1 | WP: 1 | PA: 33 |      |      |      |       |        |       |       |      |      |      |      |      |        |       |      |      |      |      |      |      |        |       |      |      |      |      |      |      |        |       |      |      |      |      |      |      |        |       |      |      |      |      |      |      |        |       |      |

| PITCHER                                 | IP  | WLS | BF | H | R | ER | SO | BB | IBB | HBP | BLK | WP | HR | S  | P  | ERA  | WHIP  |
|---|-----|-----|----|---|---|----|----|----|-----|-----|-----|----|----|----|----|------|-------|
| Claude Osteen, L<br>ERA: 2.03<br>(1, 1) | 4.2 | L   | 22 | 6 | 6 | 3  | 3  | 0  | 0   | 1   | 0   | 0  | 1  | 27 | 28 | 5.79 | 1.286 |
| Bob Miller, R<br>ERA: 2.84<br>(5, 1)    | 0.1 |     | 1  | 0 | 0 | 0  | 0  | 0  | 0   | 0   | 0   | 1  | 0  | 1  | 1  | 0.00 | 0.000 |
| Joe Moeller, R<br>ERA: 2.45<br>(6, 1)   | 3.0 |     | 10 | 1 | 0 | 0  | 1  | 0  | 0   | 0   | 0   | 0  | 0  | 12 | 12 | 0.00 | 0.333 |

**Los Angeles Dodgers @ San Francisco Giants**  
**Candlestick Park, San Francisco, CA**  
 Wed May 04 1966, 10:05 PM EDT  
 Att. 28,220 - Unknown

|            |           |
|------------|-----------|
| <b>AB</b>  | <b>32</b> |
| <b>R</b>   | <b>6</b>  |
| <b>H</b>   | <b>7</b>  |
| <b>RBI</b> | <b>4</b>  |
| <b>BB</b>  | <b>0</b>  |
| <b>SO</b>  | <b>4</b>  |
| <b>LOB</b> | <b>8</b>  |





BOTTOM

Los Angeles Dodgers @ San Francisco Giants  
Candlestick Park, San Francisco, CA  
Thu May 05 1966, 6:33 AM EDT  
Att: 26,326 - Unknown

livebaseballscorecards.com

AB 46  
R 9  
H 15  
RBI 8  
BB 3  
SO 4  
LOB 23



WP: 0 PA: 49  
PB: 1  
SB: 0  
CS: 0

AB R H RBI BB SO LOB

5 1 2 0 1 0 1

6 3 2 2 0 2 2

6 1 2 1 0 0 4

6 1 3 2 0 0 3

5 0 1 3 0 1 2

2 0 0 0 0 0 2

3 0 1 0 0 0 0

0 0 0 0 0 0 0

2 0 1 0 0 0 0

2 0 1 0 1 0 0

3 1 1 0 0 0 2

1 0 1 0 0 0 0

0 1 0 0 0 0 0

1 0 0 0 0 0 2

|   |   |   |   |   |   |   |
|---|---|---|---|---|---|---|
| 1 | 1 | 0 | 0 | 1 | 0 | 1 |
| 0 | 0 | 0 | 0 | 0 | 0 | 0 |
| 0 | 0 | 0 | 0 | 0 | 0 | 0 |
| 1 | 0 | 0 | 0 | 0 | 0 | 1 |
| 0 | 0 | 0 | 0 | 0 | 0 | 0 |
| 1 | 0 | 0 | 0 | 1 | 1 | 1 |
| 0 | 0 | 0 | 0 | 0 | 0 | 0 |
| 1 | 0 | 0 | 0 | 0 | 0 | 2 |

1B: 12 SF: 0  
2B: 3 SAC: 0  
3B: 0 DP: 0  
HR: 0 HBP: 0

| Batter   | 1                       | 2                              | 3          | 4          | 5         | 6         | 7            | 8         | 9          | 10                   |
|--|-------------------------|--------------------------------|------------|------------|-----------|-----------|--------------|-----------|------------|----------------------|
| Jim Davenport, R<br>OBP: 0.396, SLG: 0.452<br>(1, 4)<br>(9, 6)   | 0-0<br>FC5-4<br>1B      | 4-0<br>1B 1B<br>1B BB          | 0-0<br>F7  |            |           | 0-0<br>P4 |              | 0-0<br>1B |            | 0-0<br>E5<br>FC1-6   |
| Ollie Brown, R<br>OBP: 0.333, SLG: 0.342<br>(1, 9)   | 0-0<br>FC5-4<br>1B 2B   | 0-0<br>1B 1B<br>1B             |            | 0-3<br>K   |           | 0-3<br>K  |              | 0-0<br>1B |            | 0-0<br>FC1-6<br>PB E |
| Willie Mays, R<br>OBP: 0.345, SLG: 0.623<br>(1, 8)   | 0-0<br>P5               | 0-0<br>1B 5-3<br>1B            |            | 0-0<br>6-3 |           | 0-0<br>1B |              | 0-0<br>L7 |            | 0-0<br>L8            |
| Jim Ray Hart, R<br>OBP: 0.412, SLG: 0.487<br>(1, 5)  | 0-0<br>1-2<br>2B 1B     | 0-0<br>1-3<br>2-3<br>3-H<br>1B |            | 0-0<br>1B  |           | 0-0<br>F8 |              | 0-0<br>F8 |            | 0-0<br>E8            |
| Orlando Cepeda, R<br>OBP: 0.318, SLG: 0.439<br>(1, 3)  | 0-0<br>1-1<br>2-H<br>2B | 0-0<br>5-3                     |            | 0-3<br>K   |           |           | 0-0<br>F2    |           | 0-0<br>F9  |                      |
| Cap Peterson, R<br>OBP: 0.143, SLG: 0.143<br>Len Gabrielson, L<br>OBP: 0.308, SLG: 0.412<br>(5, PH)<br>(6, 7)<br>Bob Priddy, R<br>(10, 1)                            | 0-0<br>5-3              | 0-0<br>1-3                     |            |            | 0-0<br>F9 |           | 0-0<br>4-3   |           | 0-0<br>2B  |                      |
| Bob Barton, R<br>OBP: 0.273, SLG: 0.300<br>Tom Haller, L<br>OBP: 0.384, SLG: 0.492<br>(5, PH)<br>(6, 2)  |                         | 0-0<br>F2                      | 0-0<br>2B  |            | 0-0<br>1B |           | 0-0<br>4-3   |           | 4-0<br>IBB |                      |
| Hal Lanier, R<br>OBP: 0.228, SLG: 0.240<br>Jack Hiatt, R<br>OBP: 0.500, SLG: 0.750<br>Don Mason, L<br>(8, PR)<br>Tito Fuentes, S<br>OBP: 0.250, SLG: 0.323<br>(9, 4) |                         | 0-0<br>BB BB<br>1B 1B          | 0-0<br>B2  |            | 0-0<br>L8 |           | 0-0<br>1B 1B |           | 0-0<br>F8  |                      |
| Bobby Bolin, R<br>Lindy McDaniel, R<br>Ron Herbel, R<br>Don Landrum, L<br>Frank Linzy, R<br>Willie McCovey, L<br>Bill Henry, L<br>Jesus Alou, R                      |                         | 4-0<br>1B BB<br>1B BB          | 0-0<br>6-3 |            | 0-0<br>F7 |           | 0-3<br>K     |           | 0-0<br>G3  |                      |

| Inning Stats | R: 2 | H: 3 | E: 0 | K: 0 | S: 6 | LOB: 1 | BB: 0 | P: 6 | R: 5 | H: 4 | E: 0 | K: 0 | S: 7 | LOB: 1 | BB: 2 | P: 15 | R: 0 | H: 1 | E: 0 | K: 0 | S: 4 | LOB: 1 | BB: 0 | P: 4 | R: 0 | H: 1 | E: 0 | K: 2 | S: 8 | LOB: 1 | BB: 0 | P: 8 | R: 0 | H: 0 | E: 0 | K: 1 | S: 6 | LOB: 1 | BB: 0 | P: 6 | R: 0 | H: 0 | E: 0 | K: 0 | S: 3 | LOB: 0 | BB: 0 | P: 3 | R: 1 | H: 3 | E: 0 | K: 1 | S: 8 | LOB: 2 | BB: 0 | P: 8 | R: 0 | H: 1 | E: 0 | K: 0 | S: 4 | LOB: 2 | BB: 1 | P: 8 | R: 1 | H: 0 | E: 2 | K: 0 | S: 4 | LOB: 1 | BB: 0 | P: 4 | 1B: 12 | SF: 0 | 2B: 3 | SAC: 0 | 3B: 0 | DP: 0 | HR: 0 | HBP: 0 | WP: 0 | PA: 49 |
|--------------|------|------|------|------|------|--------|-------|------|------|------|------|------|------|--------|-------|-------|------|------|------|------|------|--------|-------|------|------|------|------|------|------|--------|-------|------|------|------|------|------|------|--------|-------|------|------|------|------|------|------|--------|-------|------|------|------|------|------|------|--------|-------|------|------|------|------|------|------|--------|-------|------|------|------|------|------|------|--------|-------|------|--------|-------|-------|--------|-------|-------|-------|--------|-------|--------|
|--------------|------|------|------|------|------|--------|-------|------|------|------|------|------|------|--------|-------|-------|------|------|------|------|------|--------|-------|------|------|------|------|------|------|--------|-------|------|------|------|------|------|------|--------|-------|------|------|------|------|------|------|--------|-------|------|------|------|------|------|------|--------|-------|------|------|------|------|------|------|--------|-------|------|------|------|------|------|------|--------|-------|------|--------|-------|-------|--------|-------|-------|-------|--------|-------|--------|

| PITCHER                                  | IP  | WLS | BF | H | R | ER | SO | BB | IBB | HBP | BLK | WP | HR | S  | P  | ERA   | WHIP  |
|--|-----|-----|----|---|---|----|----|----|-----|-----|-----|----|----|----|----|-------|-------|
| Sandy Koufax, L<br>ERA: 2.65<br>(1, 1)   | 1.1 |     | 9  | 4 | 4 | 4  | 0  | 1  | 0   | 0   | 0   | 0  | 0  | 8  | 12 | 27.00 | 3.750 |
| Bob Miller, R<br>ERA: 7.11<br>(2, 1)     | 0.0 |     | 4  | 3 | 2 | 2  | 0  | 1  | 0   | 0   | 0   | 0  | 0  | 3  | 7  | ∞     | ∞     |
| Howie Reed, R<br>ERA:<br>(2, 1)          | 1.2 |     | 6  | 1 | 1 | 1  | 0  | 0  | 0   | 0   | 0   | 0  | 0  | 6  | 6  | 5.40  | 0.600 |
| Phil Regan, R<br>ERA: 1.2<br>(4, 1)      | 5.1 |     | 24 | 7 | 1 | 1  | 4  | 0  | 1   | 0   | 0   | 0  | 0  | 31 | 35 | 1.69  | 1.312 |
| Ron Perranoski, L<br>ERA: 2.35<br>(9, 1) | 1.1 | L   | 6  | 0 | 1 | 0  | 0  | 0  | 0   | 0   | 0   | 0  | 0  | 6  | 6  | 0.00  | 0.000 |

| Batter   | 1  | 2   | 3   | 4   | 5   | 6   | 7   | 8   | 9   | AB R H RBI BB SO LOB                                       | TOP  |
|--|--|---|---|---|---|---|---|---|---|--|--|
| <b>Don Landrum, L</b> (1, 7)<br><small>OBP: 0.100, SLG: 0.150</small>  | 0-0<br>  | 0-0<br>F3<br>                                       |   |   | 0-0<br>F7<br>                                       |   |   | 0-0<br>F8<br>                                       |   | 4 1 1 0 0 0 0  | <b>San Francisco Giants @ St. Louis Cardinals</b><br><b>Sportsman's Park, St. Louis, MO</b><br>Fri May 06 1966, 8:05 PM EDT<br>Att. 14,764 - Unknown<br><br>livebaseballscorecards.com |
| <b>Willie McCovey, L</b> (1, 3)<br><small>OBP: 0.361, SLG: 0.408</small><br><b>Orlando Cepeda, R</b> (9, 3)<br><small>OBP: 0.318, SLG: 0.439</small> | 4-0<br>  | 0-0<br>F5<br>                                       |   |   | 0-3<br>K<br>  |   |   | 0-0<br>F7<br>                                       |   | 3 1 0 0 1 1 0<br>0 0 0 0 0 0 0                             |  |
| <b>Willie Mays, R</b> (1, 8)<br><small>OBP: 0.330, SLG: 0.593</small>  | 0-0<br>1-3<br>   |   | 0-0<br>F9<br>                                       |   |   | 0-0<br>F8<br>                                       |   | 0-3<br>K<br>  |   | 4 0 0 0 0 1 2  |  |
| <b>Jim Ray Hart, R</b> (1, 5)<br><small>OBP: 0.404, SLG: 0.500</small>   | 0-0<br>  |   | 0-3<br>K<br>  |   |   | 0-3<br>K<br>  |   | 0-0<br>F8<br>                                       |   | 4 1 1 2 0 2 0  |  |
| <b>Tom Haller, L</b> (1, 2)<br><small>OBP: 0.377, SLG: 0.522</small>   | 0-3<br>K<br>   |   | 0-3<br>K<br>  |   |   | 0-0<br>4-3<br>                                      |   | 0-0<br>   |   | 4 1 1 1 0 2 1  |  |
| <b>Len Gabrielson, L</b> (1, 9)<br><small>OBP: 0.310, SLG: 0.389</small><br><b>Ollie Brown, R</b> (7, 9)<br><small>OBP: 0.326, SLG: 0.333</small>    | 4-0<br>  |   | 0-3<br>K<br>  |   |   | 0-3<br>K<br>  |   | 0-3<br>K<br>  |   | 2 0 0 0 1 2 0<br>1 0 0 0 0 1 0                             |  |
| <b>Tito Fuentes, S</b> (1, 4)<br><small>OBP: 0.229, SLG: 0.294</small>   | 0-0<br>E4<br>  |   | 0-0<br>F8<br>                                       |   |   | 0-3<br>K<br>  |   | 0-3<br>K<br>  |   | 3 0 0 0 0 1 1  |  |
| <b>Hal Lanier, R</b> (1, 6)<br><small>OBP: 0.220, SLG: 0.231</small>   | 0-0<br>F7<br>  |   | 0-3<br>K<br>  |   |   | 0-3<br>K<br>  |   | 0-3<br>K<br>  |   | 3 0 0 0 0 2 2  |  |
| <b>Gaylord Perry, R</b> (1, 1)<br><b>Frank Linzy, R</b> (8, 1)<br><small>OBP: 0.333, SLG: 1.000</small>  |  | 0-0<br>1-5-3<br>                                    |   |   | 0-3<br>K<br>  |   |   | 0-3<br>K<br>  |   | 3 0 0 0 0 2 0<br>0 0 0 0 0 0 0                             |  |
| <b>Inning Stats</b>  | R: 3 H: 2<br>E: 1 LOB: 2<br>K: 1 BB: 2<br>S: 8 P: 16   | R: 0 H: 0<br>E: 0 LOB: 0<br>K: 0 BB: 0<br>S: 3 P: 3 | R: 0 H: 0<br>E: 0 LOB: 0<br>K: 2 BB: 0<br>S: 7 P: 7 | R: 0 H: 0<br>E: 0 LOB: 0<br>K: 2 BB: 0<br>S: 7 P: 7 | R: 0 H: 0<br>E: 0 LOB: 0<br>K: 2 BB: 0<br>S: 7 P: 7 | R: 0 H: 0<br>E: 0 LOB: 0<br>K: 1 BB: 0<br>S: 5 P: 5 | R: 0 H: 0<br>E: 0 LOB: 0<br>K: 3 BB: 0<br>S: 9 P: 9 | R: 0 H: 0<br>E: 0 LOB: 0<br>K: 1 BB: 0<br>S: 5 P: 5 | R: 1 H: 1<br>E: 0 LOB: 0<br>K: 2 BB: 0<br>S: 8 P: 8 | 1B: 1 SF: 0<br>2B: 0 SAC: 0<br>3B: 1 DP: 0<br>HR: 1 HBP: 0 | WP: 0 PA: 33<br>PB: 0<br>SB: 0<br>CS: 0  |
| <b>PITCHER</b><br><b>Bob Gibson, R</b> (1, 1)<br><small>ERA: 2.36</small>  | IP 9.0 WLS L 33 BF 3 H 4 R 4 ER 3 SO 14 BB 2 IBB 0 HBP 0 BLK 0 WP 0 HR 1 S 59 P 67 ERA 3.00 WHIP 0.556 |   |   |   |   |   |   |   |   |  |  |



| Batter  | 1          | 2                                 | 3         | 4                | 5         | 6                    | 7        | 8                                     | 9          | AB | R | H | RBI | BB | SO | LOB |
|---|------------|-----------------------------------|-----------|------------------|-----------|----------------------|----------|---------------------------------------|------------|----|---|---|-----|----|----|-----|
| Lou Brock, L (1, 9)<br>OBP: 0.293, SLG: 0.386   | 0-3<br>K   |                                   | 0-0<br>F6 |                  | 0-0<br>F6 |                      |          | 0-0<br>E<br>E<br>2B                   |            | 4  | 1 | 1 | 0   | 0  | 1  | 1   |
| Alex Johnson, R (1, 7)<br>OBP: 0.235, SLG: 0.299<br>Bob Skinner, L (8, PH)<br>OBP: 0.231, SLG: 0.167<br>Mike Shannon, R (8, PR)<br>OBP: 0.500, SLG: 0.500 | 0-3<br>K   |                                   | 0-3<br>K  |                  |           | 0-3<br>K             |          | 0-0<br>E6<br>FC6-4<br>E<br>2-3        |            | 3  | 0 | 0 | 0   | 0  | 3  | 0   |
| Curt Flood, R (1, 8)<br>OBP: 0.376, SLG: 0.463  | 0-0<br>6-3 |                                   |           | 0-0<br>G3<br>1B  |           | 0-0<br>5-3           |          | 0-0<br>E6<br>FC6-4<br>1-2<br>3-H      |            | 4  | 0 | 1 | 1   | 0  | 0  | 1   |
| Tito Francona, L (1, 3)<br>OBP: 0.294, SLG: 0.250   |            | 0-0<br>1B<br>1B<br>1B             |           | 0-0<br>G3<br>1-2 |           | 0-0<br>1B<br>1B      |          | 0-0<br>FC6-4<br>G5-4-3<br>1-2f<br>2-3 |            | 4  | 1 | 2 | 0   | 0  | 0  | 3   |
| Charley Smith, R (1, 5)<br>OBP: 0.405, SLG: 0.534   |            | 0-0<br>1B<br>1-2<br>1B            |           | 0-0<br>6-3       |           | 0-0<br>FC6-4<br>1B   |          | 0-0<br>G5-4-3<br>1-2f                 |            | 4  | 0 | 2 | 0   | 0  | 0  | 3   |
| Tim McCarver, L (1, 2)<br>OBP: 0.211, SLG: 0.278  |            | 0-0<br>F9                         |           | 0-0<br>F9        |           | 0-0<br>FC6-4<br>1-2f |          |                                       | 0-0<br>G3  | 4  | 0 | 0 | 0   | 0  | 0  | 5   |
| Julian Javier, R (1, 4)<br>OBP: 0.224, SLG: 0.228<br>George Kernek, L (9, PH)<br>OBP: 0.302, SLG: 0.271   |            | 0-0<br>G6-4-3<br>1-3<br>2-H<br>1B |           | 0-0<br>6-3       |           | 0-0<br>5-3           |          |                                       | 0-3<br>K   | 3  | 0 | 1 | 1   | 0  | 0  | 0   |
| Dal Maxvill, R (1, 6)<br>OBP: 0.241, SLG: 0.286<br>Phil Gagliano, R (9, PH)<br>OBP: 0.250, SLG: 0.176   |            | 0-0<br>G6-4-3<br>1-2f             |           | 0-0<br>1-3       |           | 0-0<br>6-3           |          |                                       | 0-0<br>4-3 | 3  | 0 | 0 | 0   | 0  | 0  | 2   |
| Bob Gibson, R (1, 1)<br>OBP: 0.263, SLG: 0.263  |            |                                   | 0-3<br>K  |                  | 0-0<br>1B |                      | 0-3<br>K |                                       |            | 3  | 0 | 1 | 0   | 0  | 2  | 0   |

| Inning Stats                         | R: 0 | H: 0 | E: 0 | K: 2 | S: 7 | H: 0 | LOB: 0 | BB: 0 | P: 7 | R: 1 | H: 3 | E: 0 | K: 0 | S: 5 | H: 0 | LOB: 1 | BB: 0 | P: 5 | R: 0 | H: 0 | E: 0 | K: 2 | S: 7 | H: 0 | LOB: 0 | BB: 0 | P: 7 | R: 0 | H: 1 | E: 0 | K: 0 | S: 4 | H: 2 | LOB: 2 | BB: 0 | P: 7 | R: 0 | H: 0 | E: 0 | K: 1 | S: 5 | H: 1 | LOB: 2 | BB: 0 | P: 5 | R: 1 | H: 1 | E: 2 | K: 0 | S: 5 | H: 0 | LOB: 0 | BB: 0 | P: 5 | R: 0 | H: 0 | E: 0 | K: 1 | S: 5 | H: 0 | LOB: 0 | BB: 0 | P: 5 |
|--------------------------------------|------|------|------|------|------|------|--------|-------|------|------|------|------|------|------|------|--------|-------|------|------|------|------|------|------|------|--------|-------|------|------|------|------|------|------|------|--------|-------|------|------|------|------|------|------|------|--------|-------|------|------|------|------|------|------|------|--------|-------|------|------|------|------|------|------|------|--------|-------|------|
| PITCHER                              | IP   | WLS  | BF   | H    | R    | ER   | SO     | BB    | IBB  | HBP  | BLK  | WP   | HR   | S    | P    | ERA    | WHIP  |      |      |      |      |      |      |      |        |       |      |      |      |      |      |      |      |        |       |      |      |      |      |      |      |      |        |       |      |      |      |      |      |      |      |        |       |      |      |      |      |      |      |      |        |       |      |
| Gaylord Perry, R (1, 1)<br>ERA: 2.23 | 7.0  | W    | 29   | 8    | 2    | 1    | 6      | 0     | 0    | 0    | 0    | 0    | 0    | 41   | 41   | 1.29   | 1.143 |      |      |      |      |      |      |      |        |       |      |      |      |      |      |      |      |        |       |      |      |      |      |      |      |      |        |       |      |      |      |      |      |      |      |        |       |      |      |      |      |      |      |      |        |       |      |
| Frank Linzy, R (8, 1)<br>ERA: 3.63   | 2.0  | S    | 6    | 0    | 0    | 0    | 1      | 0     | 0    | 0    | 0    | 0    | 0    | 8    | 8    | 0.00   | 0.000 |      |      |      |      |      |      |      |        |       |      |      |      |      |      |      |      |        |       |      |      |      |      |      |      |      |        |       |      |      |      |      |      |      |      |        |       |      |      |      |      |      |      |      |        |       |      |


**BOTTOM**

San Francisco Giants @ St. Louis Cardinals  
Sportsman's Park, St. Louis, MO

Fri May 06 1966, 8:05 PM EDT  
Att. 14,764 - Unknown

|     |    |
|-----|----|
| AB  | 35 |
| R   | 2  |
| H   | 8  |
| RBI | 2  |
| BB  | 0  |
| SO  | 7  |
| LOB | 16 |

livebaseballscorecards.com



|       |        |
|-------|--------|
| WP: 0 | PA: 35 |
| PB: 0 | CS: 0  |
| 1B: 7 | SF: 0  |
| 2B: 1 | SAC: 0 |
| 3B: 0 | DP: 2  |
| HR: 0 | HBP: 0 |

| Batter   | 1   | 2                               | 3                            | 4                               | 5                                   | 6                               | 7                                   | 8                               | 9                            | AB R H RBI BB SO LOB            | TOP  |                                  |                              |                                  |                              |                                 |                              |                                 |                                  |                                    |                                  |        |  |  |  |  |  |  |  |  |  |  |  |  |  |  |
|--|---|---------------------------------|------------------------------|---------------------------------|-------------------------------------|---------------------------------|-------------------------------------|---------------------------------|------------------------------|---------------------------------|--|----------------------------------|------------------------------|----------------------------------|------------------------------|---------------------------------|------------------------------|---------------------------------|----------------------------------|------------------------------------|----------------------------------|--------|--|--|--|--|--|--|--|--|--|--|--|--|--|--|
| Tito Fuentes, S<br>OBP: 0.356, SLG: 0.477 (1, 4) X         | 0-0<br>1B<br>SF9<br>1B                                |                                 | 0-0<br>HR<br>1B              |                                 | 0-0<br>G5-4-3<br>1B                 |                                 | 0-0<br>E7<br>4-3<br>1B              | 0-0<br>S<br>1B                  |                              | 5 3 5 0 0 0 0                   | <b>San Francisco Giants @ St. Louis Cardinals</b><br><b>Sportsman's Park, St. Louis, MO</b><br>Sun May 08 1966, 4:33 AM EDT<br>Att. 17,503 - Unknown<br><a href="http://livebaseballscorecards.com">livebaseballscorecards.com</a> |                                  |                              |                                  |                              |                                 |                              |                                 |                                  |                                    |                                  |        |  |  |  |  |  |  |  |  |  |  |  |  |  |  |
| Ollie Brown, R<br>OBP: 0.306, SLG: 0.311 (1, 9) X          | 0-0<br>SF9<br>BB<br>2B<br>1B                          |                                 | 0-0<br>F4<br>1B              |                                 | 0-0<br>G5-4-3<br>1-2f<br>1B         |                                 | 0-0<br>1-3<br>1B                    | 0-0<br>F4<br>1-2<br>1B          |                              | 5 1 1 0 0 0 4                   |  |                                  |                              |                                  |                              |                                 |                              |                                 |                                  |                                    |                                  |        |  |  |  |  |  |  |  |  |  |  |  |  |  |  |
| Willie Mays, R<br>OBP: 0.344, SLG: 0.628 (1, 8) B B B      | 4-0<br>SF9<br>2B<br>BB<br>1B                          |                                 | 0-0<br>F8<br>1B              |                                 | 0-3<br>K<br>1B                      |                                 | 4-0<br>1B<br>4-3<br>IBB             |                                 | 0-0<br>HR<br>1B              | 3 2 1 1 2 1 1                   |  |                                  |                              |                                  |                              |                                 |                              |                                 |                                  |                                    |                                  |        |  |  |  |  |  |  |  |  |  |  |  |  |  |  |
| Jim Ray Hart, R<br>OBP: 0.418, SLG: 0.570 (1, 5) X         | 0-0<br>SF9<br>1-2<br>2-3<br>3-H<br>1B                 |                                 | 0-0<br>HR<br>1-H<br>1B       |                                 | 4-0<br>1B<br>HR<br>BB<br>1B         |                                 | 0-0<br>4-3<br>1-2<br>2-3<br>1B      |                                 | 0-0<br>G5-4-3<br>1B          | 3 2 2 3 1 0 2                   |  |                                  |                              |                                  |                              |                                 |                              |                                 |                                  |                                    |                                  |        |  |  |  |  |  |  |  |  |  |  |  |  |  |  |
| Orlando Cepeda, R<br>OBP: 0.352, SLG: 0.510 (1, 3) X       | 0-0<br>2-H<br>3-H<br>2B                               |                                 | 0-0<br>5-3<br>1B             |                                 | 0-0<br>1-2<br>1B                    |                                 | 4-0<br>1B<br>IBB                    |                                 | 0-0<br>F7<br>1B              | 0 1 0 0 0 0 0                   |  |                                  |                              |                                  |                              |                                 |                              |                                 |                                  |                                    |                                  |        |  |  |  |  |  |  |  |  |  |  |  |  |  |  |
| Jesus Alou, R<br>OBP: 0.221, SLG: 0.293 (1, 7) X           | 0-0<br>4-3<br>2-3<br>1B                               |                                 | 0-0<br>6-3<br>1B             |                                 | 0-3<br>K<br>1-2<br>2-3<br>3-H<br>1B |                                 | 0-0<br>K<br>1-2<br>2-3<br>3-H<br>1B |                                 | 0-0<br>G5-4-3<br>1-2f<br>1B  | 5 0 1 1 0 1 4                   |  |                                  |                              |                                  |                              |                                 |                              |                                 |                                  |                                    |                                  |        |  |  |  |  |  |  |  |  |  |  |  |  |  |  |
| Bob Barton, R<br>OBP: 0.214, SLG: 0.231 (1, 2) X           |   | 0-0<br>F7<br>1B                 |                              | 0-0<br>F7<br>1B                 |                                     | 0-3<br>K<br>1B                  |                                     | 0-0<br>F5<br>1B                 |                              | 2 0 0 0 0 0 0                   |  |                                  |                              |                                  |                              |                                 |                              |                                 |                                  |                                    |                                  |        |  |  |  |  |  |  |  |  |  |  |  |  |  |  |
| Tom Haller, L<br>OBP: 0.373, SLG: 0.500 (6, PH) (6, 2)     |   |                                 |                              |                                 |                                     |                                 |                                     |                                 |                              | 2 0 0 0 0 1 5                   |  |                                  |                              |                                  |                              |                                 |                              |                                 |                                  |                                    |                                  |        |  |  |  |  |  |  |  |  |  |  |  |  |  |  |
| Hal Lanier, R<br>OBP: 0.247, SLG: 0.282 (1, 6) X           |   | 0-0<br>F9<br>1B                 |                              | 0-0<br>2B                       |                                     | 0-0<br>1-H<br>2-H<br>HR<br>1B   |                                     | 0-0<br>5-3<br>1B                |                              | 2 0 1 0 0 0 0                   |  |                                  |                              |                                  |                              |                                 |                              |                                 |                                  |                                    |                                  |        |  |  |  |  |  |  |  |  |  |  |  |  |  |  |
| Willie McCovey, L<br>OBP: 0.369, SLG: 0.458 (6, PH) (6, 6) |   |                                 |                              |                                 |                                     |                                 |                                     |                                 |                              | 1 1 1 3 0 0 0                   |  |                                  |                              |                                  |                              |                                 |                              |                                 |                                  |                                    |                                  |        |  |  |  |  |  |  |  |  |  |  |  |  |  |  |
| Jim Davenport, R<br>OBP: 0.380, SLG: 0.432 (6, 6)          |   |                                 |                              |                                 |                                     |                                 |                                     |                                 |                              | 1 0 0 0 0 0 0                   |  |                                  |                              |                                  |                              |                                 |                              |                                 |                                  |                                    |                                  |        |  |  |  |  |  |  |  |  |  |  |  |  |  |  |
| Bob Shaw, R (1, 1) X                                       |   | 0-0<br>F8<br>1B                 |                              | 0-0<br>2-3<br>1B                |                                     | 0-3<br>K<br>1B                  |                                     | 0-0<br>F3<br>1B                 |                              | 2 0 0 0 0 0 1                   |  |                                  |                              |                                  |                              |                                 |                              |                                 |                                  |                                    |                                  |        |  |  |  |  |  |  |  |  |  |  |  |  |  |  |
| Joe Gibbon, R (4, 1)                                       |   |                                 |                              |                                 |                                     |                                 |                                     |                                 |                              | 0 0 0 0 0 0 0                   |  |                                  |                              |                                  |                              |                                 |                              |                                 |                                  |                                    |                                  |        |  |  |  |  |  |  |  |  |  |  |  |  |  |  |
| Lindy McDaniel, R (5, 1)                                   |   |                                 |                              |                                 |                                     |                                 |                                     |                                 |                              | 2 0 0 0 0 1 0                   |  |                                  |                              |                                  |                              |                                 |                              |                                 |                                  |                                    |                                  |        |  |  |  |  |  |  |  |  |  |  |  |  |  |  |
| <b>Inning Stats</b>  | R: 3<br>E: 0<br>K: 0<br>S: 5                          | H: 3<br>LOB: 0<br>BB: 1<br>P: 9 | R: 0<br>E: 0<br>K: 0<br>S: 3 | H: 0<br>LOB: 0<br>BB: 0<br>P: 3 | R: 2<br>E: 0<br>K: 0<br>S: 5        | H: 2<br>LOB: 0<br>BB: 0<br>P: 5 | R: 0<br>E: 0<br>K: 0<br>S: 4        | H: 1<br>LOB: 1<br>BB: 0<br>P: 4 | R: 0<br>E: 0<br>K: 1<br>S: 5 | H: 1<br>LOB: 0<br>BB: 0<br>P: 5 | R: 3<br>E: 0<br>K: 3<br>S: 11  | H: 2<br>LOB: 0<br>BB: 1<br>P: 15 | R: 1<br>E: 1<br>K: 0<br>S: 5 | H: 2<br>LOB: 3<br>BB: 2<br>P: 13 | R: 0<br>E: 0<br>K: 0<br>S: 4 | H: 1<br>LOB: 1<br>BB: 0<br>P: 4 | R: 1<br>E: 0<br>K: 0<br>S: 4 | H: 2<br>LOB: 0<br>BB: 0<br>P: 4 | 1B: 9<br>2B: 2<br>3B: 0<br>HR: 3 | SF: 1<br>SAC: 0<br>DP: 2<br>HBP: 0 | WP: 0<br>PB: 0<br>SB: 1<br>CS: 1 | PA: 42 |  |  |  |  |  |  |  |  |  |  |  |  |  |  |
| <b>PITCHER</b>   | IP WLS BF H R ER SO BB IBB HBP BLK WP HR S P ERA WHIP |                                 |                              |                                 |                                     |                                 |                                     |                                 |                              |                                 |  |                                  |                              |                                  |                              |                                 |                              |                                 |                                  |                                    |                                  |        |  |  |  |  |  |  |  |  |  |  |  |  |  |  |
| Larry Jaster, L (1, 1) ERA: 4.34                           | 4.0   |                                 | 18                           | 6                               | 5                                   | 5                               | 0                                   | 1                               | 0                            | 0                               | 0  | 0                                | 1                            | 17                               | 21                           | 11.25                           | 1.750                        |                                 |                                  |                                    |                                  |        |  |  |  |  |  |  |  |  |  |  |  |  |  |  |
| Tracy Stallard, R (5, 1) ERA: 5.59                         | 2.0   | L                               | 9                            | 3                               | 3                                   | 3                               | 4                                   | 1                               | 0                            | 0                               | 0  | 0                                | 1                            | 16                               | 20                           | 13.50                           | 2.000                        |                                 |                                  |                                    |                                  |        |  |  |  |  |  |  |  |  |  |  |  |  |  |  |
| Don Dennis, R (7, 1) ERA: 2.7                              | 2.0   |                                 | 11                           | 3                               | 1                                   | 1                               | 0                                   | 0                               | 2                            | 0                               | 0  | 0                                | 0                            | 9                                | 17                           | 4.50                            | 1.500                        |                                 |                                  |                                    |                                  |        |  |  |  |  |  |  |  |  |  |  |  |  |  |  |
| Hal Woodeshick, L (9, 1) ERA: 3.38                         | 1.0   |                                 | 4                            | 2                               | 1                                   | 1                               | 0                                   | 0                               | 0                            | 0                               | 0  | 0                                | 1                            | 4                                | 4                            | 9.00                            | 2.000                        |                                 |                                  |                                    |                                  |        |  |  |  |  |  |  |  |  |  |  |  |  |  |  |





| Batter   | 1          | 2                | 3          | 4                     | 5           | 6        | 7                     | 8 | 9 | AB | R | H | RBI | BB | SO | LOB |
|--|------------|------------------|------------|-----------------------|-------------|----------|-----------------------|---|---|----|---|---|-----|----|----|-----|
| Lou Brock, L<br>OBP: 0.290, SLG: 0.368 (1, 9)      | 0-0<br>1B  |                  | 0-0<br>F8  | 4-0<br>CS<br>BB       |             |          | 0-0<br>4-3            |   |   | 3  | 0 | 1 | 0   | 1  | 0  | 0   |
| Mike Shannon, R<br>OBP: 0.286, SLG: 0.500 (1, 7)   | 0-3<br>K   |                  | 0-0<br>4-3 | 0-0<br>CS             | 0-0<br>HR   |          | 0-0<br>F1             |   |   | 4  | 1 | 1 | 1   | 0  | 1  | 1   |
| Curt Flood, R<br>OBP: 0.366, SLG: 0.443 (1, 8)     | 0-0<br>5-3 |                  | 0-0<br>5-3 |                       | 0-0<br>5-3  |          | 0-3<br>K              |   |   | 4  | 0 | 0 | 0   | 0  | 1  | 1   |
| Tito Francona, L<br>OBP: 0.280, SLG: 0.217 (1, 3)  | 0-0<br>G3  |                  |            | 0-0<br>WP<br>HR<br>1B | 0-0<br>4-3  |          | 0-3<br>K              |   |   | 4  | 1 | 1 | 0   | 0  | 1  | 1   |
| Charley Smith, R<br>OBP: 0.391, SLG: 0.506 (1, 5)  |            | 0-0<br>1B<br>1B  |            | 0-3<br>K              | 0-0<br>1B   |          | 0-3<br>K              |   |   | 4  | 0 | 2 | 0   | 0  | 2  | 1   |
| Tim McCarver, L<br>OBP: 0.215, SLG: 0.323 (1, 2)   |            | 0-0<br>F8        |            | 0-0<br>1-H<br>HR      | 0-0<br>G3   |          | 0-0<br>5-3            |   |   | 4  | 1 | 1 | 2   | 0  | 0  | 2   |
| Jimmy Williams, R<br>OBP: 0.500, SLG: 0.429 (1, 6) |            | 0-0<br>1-2<br>1B |            | 4-0<br>HR<br>BB       |             | 0-3<br>K |                       |   |   | 3  | 1 | 1 | 0   | 1  | 2  | 0   |
| Jerry Buchek, R<br>OBP: 0.298, SLG: 0.293 (1, 4)   |            | 0-3<br>K         |            | 0-0<br>F3             | 0-0<br>5-3  |          | 0-0<br>G6-4-3<br>BB   |   |   | 3  | 0 | 0 | 0   | 1  | 1  | 3   |
| Larry Jaster, L<br>OBP: 0.333, SLG: 0.250 (1, 1)   |            | 0-0<br>F9        |            | 0-0<br>1-H<br>HR      | 0-3<br>K2-3 |          | 0-0<br>G6-4-3<br>1-2f |   |   | 1  | 0 | 0 | 0   | 0  | 0  | 2   |
| Bob Skiringer, L<br>OBP: 0.267, SLG: 0.429 (4, PH) |            |                  |            |                       |             |          |                       |   |   | 0  | 1 | 1 | 2   | 0  | 0  | 0   |
| Tracy Stallard, R (5, 1)                           |            |                  |            |                       |             |          |                       |   |   | 0  | 0 | 0 | 0   | 0  | 0  | 0   |
| George Kernek, L (6, PH)                           |            |                  |            |                       |             |          |                       |   |   | 1  | 0 | 0 | 0   | 0  | 1  | 0   |
| Don Dennis, R (7, 1)                               |            |                  |            |                       |             |          |                       |   |   | 0  | 0 | 0 | 0   | 0  | 0  | 0   |
| Hal Woodeshick, R (9, 1)                           |            |                  |            |                       |             |          |                       |   |   | 0  | 0 | 0 | 0   | 0  | 0  | 0   |
| Alex Johnson, R (9, PH)                            |            |                  |            |                       |             |          |                       |   |   | 1  | 0 | 0 | 0   | 0  | 0  | 1   |

| Inning Stats | R: 0 | H: 1 | E: 0 | K: 1 | S: 6 | H: 2 | LOB: 2 | BB: 0 | P: 6 | R: 0 | H: 0 | E: 0 | K: 0 | S: 3 | R: 4 | H: 3 | E: 0 | K: 1 | S: 7 | R: 1 | H: 2 | E: 0 | K: 0 | S: 5 | R: 0 | H: 0 | E: 0 | K: 2 | S: 7 | R: 0 | H: 0 | E: 0 | K: 1 | S: 5 | R: 0 | H: 0 | E: 0 | K: 2 | S: 7 | R: 0 | H: 0 | E: 0 | K: 1 | S: 4 | R: 0 | H: 0 | E: 0 | K: 1 | S: 8 | 1B: 5 | SF: 0 | 2B: 0 | 3B: 0 | HR: 3 | WP: 1 | PB: 0 | SB: 1 | CS: 1 | PA: 37 |
|--------------|------|------|------|------|------|------|--------|-------|------|------|------|------|------|------|------|------|------|------|------|------|------|------|------|------|------|------|------|------|------|------|------|------|------|------|------|------|------|------|------|------|------|------|------|------|------|------|------|------|------|-------|-------|-------|-------|-------|-------|-------|-------|-------|--------|
|--------------|------|------|------|------|------|------|--------|-------|------|------|------|------|------|------|------|------|------|------|------|------|------|------|------|------|------|------|------|------|------|------|------|------|------|------|------|------|------|------|------|------|------|------|------|------|------|------|------|------|------|-------|-------|-------|-------|-------|-------|-------|-------|-------|--------|

| PITCHER                               | IP  | WLS | BF | H | R | ER | SO | BB | IBB | HBP | BLK | WP | HR | S  | P  | ERA   | WHIP  |
|---------------------------------------|-----|-----|----|---|---|----|----|----|-----|-----|-----|----|----|----|----|-------|-------|
| Bob Shaw, R (1, 1)<br>ERA: 7.36       | 3.2 |     | 18 | 6 | 4 | 4  | 3  | 1  | 0   | 0   | 0   | 1  | 2  | 23 | 27 | 9.82  | 1.909 |
| Joe Gibbon, L (4, 1)<br>ERA: 1.62     | 0.1 |     | 2  | 1 | 1 | 1  | 0  | 1  | 0   | 0   | 0   | 0  | 1  | 1  | 5  | 27.00 | 6.000 |
| Lindy McDaniel, R (5, 1)<br>ERA: 4.67 | 5.0 | W   | 16 | 1 | 0 | 0  | 6  | 1  | 0   | 0   | 0   | 0  | 0  | 27 | 31 | 0.00  | 0.400 |


**BOTTOM**

San Francisco Giants @ St. Louis Cardinals  
Sportsman's Park, St. Louis, MO

Sun May 08 1966, 4:33 AM EDT  
Att. 17,503 - Unknown

livebaseballscorecards.com

|     |    |
|-----|----|
| AB  | 33 |
| R   | 5  |
| H   | 8  |
| RBI | 5  |
| BB  | 3  |
| SO  | 9  |
| LOB | 12 |



| Batter   | 1   | 2   | 3   | 4  | 5   | 6   | 7   | 8   | 9   | 10   | 11  | 12  | 13  | 14  | 15  | AB R H RBI BB SO LOB                                | TOP   |   |
|--|---|---|---|--|---|---|---|---|---|--|---|---|---|---|---|---|---|---|
| Tito Fuentes, S<br>OBP: 0.327, SLG: 0.431 (1, 4)             | F8  |   | 5-3   |  |   |   |   | F5  |   | 6-3  |   |   | F7  |   | F9  | 7 0 1 1 0 0 3                                       |   |   |
| Len Gabrielson, L<br>OBP: 0.283, SLG: 0.340 (1, 7)<br>(2, 3) | 1B  |   |   | K  | 4-3   |   |   | G3  |   |  | 4-3   |   | K2-3  |   | FC6-4   | 7 0 1 1 0 2 3                                       |   |   |
| Willie Mays, R<br>OBP: 0.340, SLG: 0.598 (1, 8)              |   |   |   | FC1-6  |   |   |   | 4-3   |   |  | K   |   |   | F9  | 5-3   | 6 0 1 0 1 2 2                                       |   |   |
| Jim Ray Hart, R<br>OBP: 0.413, SLG: 0.554 (1, 5)             | G6-4-3  |   |   | 1B   |   |   |   | F9  |   |  | F7  |   |   |   |   | 6 0 2 0 0 0 2                                       |   |   |
| Willie McCovey, L<br>OBP: 0.376, SLG: 0.466 (1, 3)           |   |   |   | FC1-6  |   |   |   | 1-3   |   |  |   |   | F9  |   |   | 1 0 1 0 0 0 0                                       |   |   |
| Don Landrum, L<br>OBP: 0.172, SLG: 0.148 (2, PR)<br>(2, 7)   |   |   |   | 1B   |   |   |   |   |   |  |   |   |   | FC1-4   |   | 4 0 0 0 1 0 3                                       |   |   |
| Ollie Brown, R<br>OBP: 0.306, SLG: 0.300 (1, 9)              |   |   |   | K  |   |   |   |   |   |  |   |   |   | 5-3   |   | 5 0 1 0 1 2 5                                       |   |   |
| Tom Haller, L<br>OBP: 0.371, SLG: 0.481 (1, 2)               |   |   |   |  | 4-3   |   |   |   |   |  |   |   |   |   |   | 5 1 1 0 1 1 3                                       |   |   |
| Hal Lanier, R<br>OBP: 0.247, SLG: 0.281 (1, 6)               |   |   |   | 6-3  |   |   |   |   |   |  |   |   |   |   |   | 4 0 1 0 0 0 0                                       |   |   |
| Cap Peterson, R<br>OBP: 0.111, SLG: 0.111 (12, PH)           |   |   |   |  | F8  |   |   |   |   |  |   |   |   |   |   | 1 0 0 0 0 0 2                                       |   |   |
| Jim Davenport, R<br>OBP: 0.373, SLG: 0.422 (12, 6)           |   |   |   |  |   |   |   |   |   |  |   |   |   |   |   | 1 0 0 0 0 0 1                                       |   |   |
| Bobby Bolin, R<br>OBP: 0.316, SLG: 0.267 (1, 1)              |   |   |   | 5-3  |   |   |   |   |   |  |   |   |   |   |   | 4 1 1 0 0 0 1                                       |   |   |
| Bill Henry, L<br>(10, 1)                                     |   |   |   |  |   |   |   |   |   |  |   |   |   |   |   | 0 0 0 0 0 0 0                                       |   |   |
| Frank Linzy, R<br>OBP: 0.400, SLG: 0.800 (11, 1)             |   |   |   |  |   |   |   |   |   |  |   |   |   |   |   | 2 0 1 0 0 0 0                                       |   |   |
| Joe Gibbon, R<br>(15, 1)                                     |   |   |   |  |   |   |   |   |   |  |   |   |   |   |   | 0 0 0 0 0 0 0                                       |   |   |
| <b>Inning Stats</b>  | R: 0 H: 2<br>E: 0 LOB: 1<br>K: 0 BB: 0<br>S: 4 P: 4   | R: 0 H: 1<br>E: 0 LOB: 1<br>K: 0 BB: 0<br>S: 3 P: 3 | R: 0 H: 0<br>E: 0 LOB: 0<br>K: 0 BB: 0<br>S: 3 P: 3 | R: 0 H: 1<br>E: 0 LOB: 2<br>K: 2 BB: 1<br>S: 8 P: 12 | R: 1 H: 2<br>E: 0 LOB: 1<br>K: 0 BB: 0<br>S: 5 P: 5 | R: 0 H: 0<br>E: 0 LOB: 0<br>K: 1 BB: 0<br>S: 5 P: 5 | R: 0 H: 1<br>E: 0 LOB: 1<br>K: 1 BB: 1<br>S: 5 P: 9 | R: 0 H: 0<br>E: 0 LOB: 0<br>K: 0 BB: 0<br>S: 3 P: 3 | R: 0 H: 0<br>E: 0 LOB: 0<br>K: 0 BB: 0<br>S: 3 P: 3 | R: 0 H: 0<br>E: 0 LOB: 1<br>K: 2 BB: 1<br>S: 7 P: 11 | R: 0 H: 0<br>E: 0 LOB: 0<br>K: 0 BB: 0<br>S: 3 P: 3 | R: 0 H: 0<br>E: 0 LOB: 0<br>K: 1 BB: 0<br>S: 5 P: 5 | R: 0 H: 1<br>E: 0 LOB: 1<br>K: 0 BB: 1<br>S: 3 P: 7 | R: 0 H: 0<br>E: 0 LOB: 0<br>K: 1 BB: 0<br>S: 5 P: 5 | R: 0 H: 1<br>E: 0 LOB: 1<br>K: 0 BB: 0<br>S: 4 P: 4 | R: 1 H: 2<br>E: 0 LOB: 2<br>K: 0 BB: 0<br>S: 6 P: 6 | 1B: 10 SF: 0<br>2B: 0 SAC: 0<br>3B: 1 DP: 4<br>HR: 0 HBP: 0 | WP: 1 PA: 57<br>PB: 0<br>SB: 2<br>CS: 0 |
| <b>PITCHER</b>   | IP WLS BF H R ER SO BB IBB HBP BLK WP HR S P ERA WHIP |   |   |  |   |   |   |   |   |  |   |   |   |   |   |   |   |   |
| Steve Blass, R<br>ERA: 2.58 (1, 1)                           | 10.0  |   |   |  |   |   |   |   |   |  |   |   |   |   |   |   |   |   |
| Roy Face, R<br>ERA: 2.7 (11, 1)                              | 1.0   | 3   | 0   | 0  | 0   | 1   | 0   | 0   | 0   | 0  | 0   | 5   | 5   | 0.00  | 0.000   |   |   |   |
| Bob Purkey, R<br>ERA: 1.15 (12, 1)                           | 4.0   | L 17  | 4   | 1  | 1   | 1   | 1   | 0   | 0   | 0  | 0   | 18  | 22  | 2.25  | 1.250   |   |   |   |

San Francisco Giants @ Pittsburgh Pirates  
Forbes Field, Pittsburgh, PA  
Tue May 10 1966, 7:05 PM EDT  
Att. 6,750 - Unknown

livebaseballscorecards.com

AB 53  
R 2  
H 11  
RBI 2  
BB 4  
SO 8  
LOB 25



| Batter   | 1                            | 2                               | 3                            | 4                               | 5                            | 6                                | 7                            | 8                               | 9                            | 10                              | 11                           | 12                              | 13                           | 14                              | 15                           | AB                              | R                            | H                               | RBI                          | BB                              | SO                           | LOB                             |                              |                                 |                                  |                                    |                                  |        |
|--|------------------------------|---------------------------------|------------------------------|---------------------------------|------------------------------|----------------------------------|------------------------------|---------------------------------|------------------------------|---------------------------------|------------------------------|---------------------------------|------------------------------|---------------------------------|------------------------------|---------------------------------|------------------------------|---------------------------------|------------------------------|---------------------------------|------------------------------|---------------------------------|------------------------------|---------------------------------|----------------------------------|------------------------------------|----------------------------------|--------|
| Matty Alou, L<br>OBP: 0.370, SLG: 0.575 (1, 8)       | 0-0<br>6-3                   |                                 | 0-3<br>K                     |                                 | 0-3<br>K                     |                                  |                              | 0-0<br>6-3 SH3-4<br>1B          |                              | 0-0<br>SH3-4                    |                              | 0-3<br>K                        |                              |                                 | 0-0<br>FC1-6<br>1B           | 6                               | 0                            | 2                               | 0                            | 0                               | 3                            | 1                               |                              |                                 |                                  |                                    |                                  |        |
| Gene Alley, R<br>OBP: 0.376, SLG: 0.429 (1, 6)       | 0-0<br>6-3<br>1B             |                                 | 4-0<br>2B<br>BB              |                                 | 0-0<br>F7                    |                                  |                              | 0-0<br>SH3-4                    |                              | 0-0<br>5-3                      |                              | 0-0<br>6-3                      |                              |                                 | 0-0<br>FC1-6<br>1B           | 5                               | 0                            | 1                               | 0                            | 1                               | 0                            | 3                               |                              |                                 |                                  |                                    |                                  |        |
| Roberto Clements, R<br>OBP: 0.358, SLG: 0.451 (1, 9) | 0-0<br>6-3                   |                                 | 0-0<br>2B                    |                                 | 0-3<br>K                     |                                  |                              | 0-0<br>6-3                      |                              | 4-0<br>IBB                      |                              | 0-0<br>4-3                      |                              |                                 | 0-0<br>G6-4-3<br>1B          | 6                               | 0                            | 2                               | 1                            | 1                               | 1                            | 2                               |                              |                                 |                                  |                                    |                                  |        |
| Willie Stargell, L<br>OBP: 0.410, SLG: 0.493 (1, 7)  | 0-3<br>K                     |                                 | 0-0<br>F4                    |                                 |                              |                                  |                              | 0-0<br>F9                       |                              | 0-3<br>K                        |                              |                                 |                              |                                 | 0-0<br>G6-4-3                | 6                               | 0                            | 0                               | 0                            | 0                               | 3                            | 6                               |                              |                                 |                                  |                                    |                                  |        |
| Andre Rodgers, R<br>OBP: 0.278, SLG: 0.188 (15, PH)  |                              |                                 |                              |                                 |                              |                                  |                              |                                 |                              |                                 |                              |                                 |                              |                                 | 1-2<br>G6-4-3                | 1                               | 0                            | 0                               | 0                            | 0                               | 0                            | 2                               |                              |                                 |                                  |                                    |                                  |        |
| Jim Pagliaroni, R<br>OBP: 0.386, SLG: 0.538 (1, 2)   |                              | 0-0<br>1-3                      |                              | 0-0<br>F8                       |                              | 0-0<br>F5                        |                              | 4-0<br>BB                       |                              |                                 | 0-0<br>F7                    |                                 | 0-3<br>K                     |                                 |                              | 3                               | 0                            | 0                               | 0                            | 1                               | 0                            | 0                               |                              |                                 |                                  |                                    |                                  |        |
| Manny Mota, R<br>OBP: 0.364, SLG: 0.516 (9, PR)      |                              |                                 |                              |                                 |                              |                                  |                              |                                 |                              |                                 |                              |                                 |                              |                                 |                              | 0                               | 0                            | 0                               | 0                            | 0                               | 0                            | 0                               |                              |                                 |                                  |                                    |                                  |        |
| Jesse Gonder, L<br>OBP: 0.148, SLG: 0.346 (10, 2)    |                              |                                 |                              |                                 |                              |                                  |                              |                                 |                              |                                 |                              |                                 |                              |                                 |                              | 2                               | 0                            | 0                               | 0                            | 0                               | 1                            | 0                               |                              |                                 |                                  |                                    |                                  |        |
| Donn Clendenon, R<br>OBP: 0.319, SLG: 0.369 (1, 3)   |                              | 0-0<br>F9                       |                              | 0-0<br>1-3                      |                              | 0-3<br>K                         |                              |                                 | 0-3<br>K                     |                                 | 0-0<br>FC5-4<br>1B           |                                 | 0-0<br>G3                    |                                 |                              | 6                               | 0                            | 1                               | 0                            | 0                               | 2                            | 1                               |                              |                                 |                                  |                                    |                                  |        |
| Bill Mazerowski, R<br>OBP: 0.273, SLG: 0.315 (1, 4)  |                              | 0-0<br>5-3                      |                              | 0-0<br>BB<br>1B                 |                              |                                  |                              |                                 | 0-0<br>F8                    |                                 | 0-0<br>F4                    |                                 | 0-0<br>FC5-4<br>BB           |                                 | 0-0<br>6-3                   | 6                               | 0                            | 1                               | 0                            | 0                               | 0                            | 2                               |                              |                                 |                                  |                                    |                                  |        |
| Bob Bailey, R<br>OBP: 0.333, SLG: 0.423 (1, 5)       |                              |                                 | 4-0<br>2B<br>BB              | 4-0<br>1-2<br>BB                |                              |                                  |                              |                                 | 0-0<br>F4                    |                                 | 0-0<br>F4                    |                                 | 4-0<br>BB                    |                                 | 0-3<br>K                     | 3                               | 1                            | 0                               | 0                            | 3                               | 1                            | 1                               |                              |                                 |                                  |                                    |                                  |        |
| Steve Blass, R<br>OBP: 0.188, SLG: 0.188 (1, 1)      |                              |                                 | 0-3<br>K                     | 0-0<br>F8                       |                              |                                  |                              |                                 | 0-3<br>K                     |                                 | 0-0<br>SH3-4<br>1B           |                                 | 0-0<br>F7                    |                                 | 0-3<br>K                     | 3                               | 0                            | 0                               | 0                            | 0                               | 2                            | 3                               |                              |                                 |                                  |                                    |                                  |        |
| Jerry Lynch, L<br>OBP: 0.444, SLG: 0.286 (10, PH)    |                              |                                 |                              |                                 |                              |                                  |                              |                                 |                              |                                 |                              |                                 |                              |                                 |                              | 1                               | 0                            | 1                               | 0                            | 0                               | 0                            | 0                               |                              |                                 |                                  |                                    |                                  |        |
| Jose Pagan, F<br>OBP: 0.290, SLG: 0.431 (11, 1)      |                              |                                 |                              |                                 |                              |                                  |                              |                                 |                              |                                 |                              |                                 |                              |                                 |                              | 0                               | 0                            | 0                               | 0                            | 0                               | 0                            | 0                               |                              |                                 |                                  |                                    |                                  |        |
| Roy Fable, R<br>OBP: 0.130, SLG: 0.200 (11, PH)      |                              |                                 |                              |                                 |                              |                                  |                              |                                 |                              |                                 |                              |                                 |                              |                                 |                              | 0                               | 0                            | 0                               | 0                            | 0                               | 0                            | 0                               |                              |                                 |                                  |                                    |                                  |        |
| Dave Roberts, L<br>OBP: 0.130, SLG: 0.200 (12, 1)    |                              |                                 |                              |                                 |                              |                                  |                              |                                 |                              |                                 |                              |                                 |                              |                                 |                              | 1                               | 0                            | 0                               | 0                            | 0                               | 0                            | 2                               |                              |                                 |                                  |                                    |                                  |        |
| Bob Furkey, R  |                              |                                 |                              |                                 |                              |                                  |                              |                                 |                              |                                 |                              |                                 |                              |                                 |                              | 1                               | 0                            | 0                               | 0                            | 0                               | 1                            | 0                               |                              |                                 |                                  |                                    |                                  |        |
| <b>Inning Stats</b>                                  | R: 0<br>E: 0<br>K: 1<br>S: 6 | H: 1<br>LOB: 1<br>BB: 0<br>P: 6 | R: 0<br>E: 0<br>K: 0<br>S: 3 | H: 0<br>LOB: 0<br>BB: 0<br>P: 3 | R: 1<br>E: 0<br>K: 2<br>S: 8 | H: 1<br>LOB: 2<br>BB: 2<br>P: 16 | R: 0<br>E: 0<br>K: 0<br>S: 4 | H: 1<br>LOB: 2<br>BB: 1<br>P: 8 | R: 0<br>E: 0<br>K: 2<br>S: 7 | H: 0<br>LOB: 0<br>BB: 0<br>P: 7 | R: 0<br>E: 0<br>K: 1<br>S: 5 | H: 0<br>LOB: 0<br>BB: 0<br>P: 5 | R: 0<br>E: 0<br>K: 1<br>S: 5 | H: 0<br>LOB: 1<br>BB: 0<br>P: 5 | R: 0<br>E: 0<br>K: 0<br>S: 4 | H: 1<br>LOB: 2<br>BB: 1<br>P: 8 | R: 0<br>E: 0<br>K: 1<br>S: 5 | H: 0<br>LOB: 0<br>BB: 0<br>P: 5 | R: 0<br>E: 0<br>K: 2<br>S: 7 | H: 0<br>LOB: 0<br>BB: 0<br>P: 7 | R: 0<br>E: 0<br>K: 2<br>S: 7 | H: 0<br>LOB: 0<br>BB: 0<br>P: 7 | R: 0<br>E: 0<br>K: 0<br>S: 4 | H: 2<br>LOB: 1<br>BB: 0<br>P: 4 | 1B: 7<br>2B: 1<br>3B: 0<br>HR: 0 | SF: 0<br>SAC: 2<br>DP: 1<br>HBP: 0 | WP: 0<br>PB: 0<br>SB: 1<br>CS: 0 | PA: 58 |

**San Francisco Giants @ Pittsburgh Pirates**  
**Forbes Field, Pittsburgh, PA**  
 Tue May 10 1966, 7:05 PM EDT  
 Att. 6,750 - Unknown

|            |           |
|------------|-----------|
| <b>AB</b>  | <b>50</b> |
| <b>R</b>   | <b>1</b>  |
| <b>H</b>   | <b>8</b>  |
| <b>RBI</b> | <b>1</b>  |
| <b>BB</b>  | <b>6</b>  |
| <b>SO</b>  | <b>14</b> |
| <b>LOB</b> | <b>23</b> |



| PITCHER                     | IP      | WLS | BF | H  | R | ER | SO | BB | IBB | HBP | BLK | WP | HR | S  | P  | ERA  | WHIP  |
|-----------------------------|---------|-----|----|----|---|----|----|----|-----|-----|-----|----|----|----|----|------|-------|
| Bobby Bolin, R<br>ERA: 2.11 | 9.2     |     | 39 | 5  | 1 | 1  | 8  | 4  | 1   | 0   | 0   | 0  | 0  | 50 | 70 | 0.93 | 0.931 |
| Bill Henry, L<br>ERA:       | (10, 1) | 0.2 | 3  | 1  | 0 | 0  | 1  | 0  | 0   | 0   | 0   | 0  | 0  | 5  | 5  | 0.00 | 1.500 |
| Frank Linzy, R<br>ERA: 2.95 | (11, 1) | 4.0 | W  | 15 | 2 | 0  | 5  | 1  | 0   | 0   | 0   | 0  | 0  | 24 | 28 | 0.00 | 0.750 |
| Joe Gibbon, L<br>ERA: 1.56  | (15, 1) | 0.2 | S  | 1  | 0 | 0  | 0  | 0  | 0   | 0   | 0   | 0  | 0  | 1  | 1  | 0.00 | 0.000 |

| Batter   | 1   | 2                                     | 3                                     | 4                                     | 5                                     | 6                                      | 7                                     | 8                                     | 9                                      | AB R H RBI BB SO LOB                              | TOP   |                |   |
|--|---|---------------------------------------|---------------------------------------|---------------------------------------|---------------------------------------|--|---------------------------------------|---------------------------------------|--|---|---|----------------|---|
| Tito Fuentes, S<br>OBP: 0.316, SLG: 0.411 (1, 4) X       | 0-0 F1  | 0-0 F7                                |                                       |                                       | 0-0 BB 1B                             | 0-0 F8                                 |                                       |                                       | 0-3 K                                  | 5 0 1 0 0 1 3                                     | <b>San Francisco Giants @ Pittsburgh Pirates</b><br><b>Forbes Field, Pittsburgh, PA</b><br>Wed May 11 1966, 7:05 PM EDT<br>Att. 4,373 - Unknown |                |   |
| Len Gabrielson, L<br>OBP: 0.328, SLG: 0.380 (1, 3) B B B | 4-0 E 2B BB   |                                       | 0-0 1-3-5 2B                          |                                       | 4-0 G6-4-3 BB                         |  |                                       | 0-3 K                                 | 3 2 2 0 2 1 0                          |   |   |                |   |
| Willie Mays, R<br>OBP: 0.333, SLG: 0.608 (1, 8) X        | 0-0 E5 2B   |                                       | 0-0 1-3-5                             |                                       | 0-0 G6-4-3                            |  |                                       | 0-0 5-3                               | 5 2 1 2 0 0 4                          |   |   |                |   |
| Jim Ray Hart, R<br>OBP: 0.422, SLG: 0.568 (1, 5) S S S   | 0-3 K   |                                       | 4-0 BB                                |                                       | 0-0 1-3                               |  |                                       | 4-0 BB                                | 3 0 1 0 2 1 2                          |   |   |                |   |
| Tom Haller, L<br>OBP: 0.383, SLG: 0.506 (1, 2) X         | 0-0 1-H 2-H 2B  |                                       | 0-0 G3                                |                                       | 0-0 1B 2B                             |  |                                       | 0-0 G3                                | 4 1 2 2 1 0 2                          |   |   |                |   |
| Jesus Alou, R<br>OBP: 0.244, SLG: 0.313 (1, 7) X         | 0-0 1-3   |                                       | 0-0 G6-4-3 1B                         |                                       | 0-0 2-H 1B                            |  |                                       | 0-0 SH1-3 1B                          | 5 1 3 1 0 0 3                          |   |   |                |   |
| Ollie Brown, R<br>OBP: 0.310, SLG: 0.288 (1, 9) B B B    |   | 4-0 WP BB                             | 0-3 K                                 |                                       | 0-0 5-3                               |  |                                       | 0-0 SH1-3                             | 2 0 0 0 1 1 2                          |   |   |                |   |
| Hal Lanier, R<br>OBP: 0.247, SLG: 0.272 (1, 6) X         |   | 0-0 5-3                               | 0-0 G6-4-3                            |                                       | 4-0 1B IBB                            |  |                                       | 0-3 K                                 | 3 0 0 0 1 1 3                          |   |   |                |   |
| Gaylord Perry, R<br>OBP: 0.154, SLG: 0.154 (1, 1) X      |   | 0-0 F9                                |                                       |                                       | 0-0 BB 1B                             |  |                                       | 0-3 K                                 | 4 0 2 1 0 1 2                          |   |   |                |   |
| <b>Inning Stats</b>                                      | R: 2 H: 1 E: 1 LOB: 1 K: 1 BB: 1 S: 7 P: 11           | R: 0 H: 0 E: 0 LOB: 1 K: 0 BB: 1 P: 7 | R: 0 H: 1 E: 0 LOB: 1 K: 0 BB: 1 P: 7 | R: 0 H: 1 E: 0 LOB: 0 K: 1 BB: 0 P: 5 | R: 0 H: 2 E: 0 LOB: 1 K: 0 BB: 1 P: 7 | R: 2 H: 3 E: 0 LOB: 2 K: 0 BB: 1 P: 10 | R: 0 H: 0 E: 0 LOB: 1 K: 1 BB: 1 P: 9 | R: 0 H: 1 E: 0 LOB: 1 K: 2 BB: 0 P: 8 | R: 2 H: 3 E: 0 LOB: 1 K: 1 BB: 1 P: 11 | 1B: 7 SF: 0 2B: 4 SAC: 1 3B: 1 DP: 4 HR: 1 HBP: 0 | WP: 1 PA: 42 PB: 0 SB: 0 CS: 0  |                |   |
| <b>PITCHER</b>   | IP WLS BF H R ER SO BB IBB HBP BLK WP HR S P ERA WHIP |                                       |                                       |                                       |                                       |  |                                       |                                       |  |   |   | <b>PITCHER</b> | IP WLS BF H R ER SO BB IBB HBP BLK WP HR S P ERA WHIP |
| Don Schwall, R<br>ERA: 2.2 (1, 1)                        | 4.1 L 20 5 2 0 2 4 0 0 0 1 0 20 36 0.00 2.077         |                                       |                                       |                                       |                                       |  |                                       |                                       |  |   |   |                |   |
| Pete Mikkelsen, R<br>ERA: 4.82 (5, 1)                    | 2.2 12 3 2 2 1 1 1 0 0 0 0 12 20 6.75 1.500           |                                       |                                       |                                       |                                       |  |                                       |                                       |  |   |   |                |   |
| Al McBean, R<br>ERA: 4.58 (8, 1)                         | 2.0 10 4 2 2 3 0 1 0 0 0 1 15 19 9.00 2.000           |                                       |                                       |                                       |                                       |  |                                       |                                       |  |   |   |                |   |

|     |    |
|-----|----|
| AB  | 34 |
| R   | 6  |
| H   | 12 |
| RBI | 6  |
| BB  | 7  |
| SO  | 6  |
| LOB | 21 |




| Batter   | 1          | 2               | 3          | 4               | 5                | 6          | 7         | 8          | 9            | AB | R | H | RBI | BB | SO | LOB |
|--|------------|-----------------|------------|-----------------|------------------|------------|-----------|------------|--------------|----|---|---|-----|----|----|-----|
| Matty Alou, L<br>OBP: 0.354, SLG: 0.549 (1, 8)       | 0-0<br>6-3 |                 | 0-0<br>6-3 |                 | 0-0<br>F6        |            | 0-0<br>F9 |            |              | 4  | 0 | 0 | 0   | 0  | 0  | 0   |
| Gene Alley, R<br>OBP: 0.385, SLG: 0.457 (1, 6)       | 0-0<br>4-3 |                 |            | 0-0<br>1B BB 1B | 0-0<br>2B        |            |           | 0-0<br>6-3 |              | 4  | 1 | 2 | 0   | 0  | 0  | 0   |
| Roberto Clemente, R<br>OBP: 0.354, SLG: 0.443 (1, 9) | 0-3<br>K   |                 |            | 0-3<br>K        | 0-0<br>1B        |            |           | 0-0<br>F9  |              | 4  | 0 | 1 | 0   | 0  | 2  | 1   |
| Willie Stargell, L<br>OBP: 0.402, SLG: 0.480 (1, 7)  |            | 0-3<br>K        |            | 0-0<br>BB BB 1B | 0-0<br>4-3       |            |           | 0-0<br>4-3 |              | 4  | 0 | 1 | 0   | 0  | 1  | 2   |
| Jim Pagliaroni, R<br>OBP: 0.405, SLG: 0.552 (1, 2)   |            | 4-0<br>FC6-4 BB |            | 4-0<br>BB BB    |                  | 0-0<br>4-3 |           |            | 0-0<br>WP 2B | 2  | 0 | 1 | 0   | 2  | 0  | 0   |
| Donn Clendenon, R<br>OBP: 0.327, SLG: 0.368 (1, 3)   |            | 0-0<br>FC6-4    |            | 4-0<br>BB       | 0-0<br>G6-4-3 1B |            |           |            | 0-3<br>K     | 3  | 0 | 1 | 1   | 1  | 1  | 2   |
| Bill Mazaroski, R<br>OBP: 0.262, SLG: 0.302 (1, 4)   |            | 0-0<br>G3       |            | 0-3<br>K        | 0-0<br>G6-4-3    |            |           |            | 0-0<br>F4    | 4  | 0 | 0 | 0   | 0  | 1  | 6   |
| Bob Bailey, R<br>OBP: 0.319, SLG: 0.402 (1, 5)       |            |                 | 0-3<br>K   | 0-0<br>1-3      |                  |            | 0-0<br>F7 |            | 0-0<br>6-3   | 4  | 0 | 0 | 0   | 0  | 1  | 4   |
| Don Schwall, R (1, 1)                                |            |                 | 0-0<br>4-3 |                 | 0-3<br>K         |            |           |            |              | 1  | 0 | 0 | 0   | 0  | 0  | 0   |
| Pete Mikkelsen, R (5, 1)                             |            |                 |            |                 |                  |            |           |            |              | 1  | 0 | 0 | 0   | 0  | 1  | 0   |
| Dave Roberts, L (7, PH)                              |            |                 |            |                 |                  |            |           |            |              | 1  | 0 | 0 | 0   | 0  | 1  | 0   |
| Al McBean, R (8, 1)                                  |            |                 |            |                 |                  |            |           |            |              | 0  | 0 | 0 | 0   | 0  | 0  | 0   |

| Inning Stats                                    | R: 0    | H: 0   | E: 0   | K: 1   | S: 5  | R: 0  | H: 0   | E: 0  | K: 1   | S: 5   | R: 0   | H: 0  | E: 0   | K: 1  | S: 5  | R: 1      | H: 2        | E: 0    | K: 2    | S: 9   | R: 0   | H: 2   | E: 0  | K: 1  | S: 7   | R: 0  | H: 1   | E: 0   | K: 0   | S: 3  | R: 0   | H: 0  | E: 0  | K: 1      | S: 5        | R: 0 | H: 0   | E: 0  | K: 0 | S: 3   | R: 0  | H: 1 | E: 0   | K: 1  | S: 6 | R: 0 | H: 0 | E: 0 | K: 1 | S: 6 |  |  |  |
|---|---------|--------|--------|--------|-------|-------|--------|-------|--------|--------|--------|-------|--------|-------|-------|-----------|-------------|---------|---------|--------|--------|--------|-------|-------|--------|-------|--------|--------|--------|-------|--------|-------|-------|-----------|-------------|------|--------|-------|------|--------|-------|------|--------|-------|------|------|------|------|------|------|--|--|--|
|   | LOB: 0  | BB: 0  | P: 5   | LOB: 1 | BB: 1 | P: 9  | LOB: 0 | BB: 0 | P: 5   | LOB: 3 | BB: 2  | P: 17 | LOB: 2 | BB: 0 | P: 7  | LOB: 0    | BB: 0       | P: 3    | LOB: 0  | BB: 0  | P: 5   | LOB: 0 | BB: 0 | P: 3  | LOB: 0 | BB: 0 | P: 3   | LOB: 0 | BB: 0  | P: 3  | LOB: 1 | BB: 0 | P: 6  | LOB: 0    | BB: 0       | P: 3 | LOB: 0 | BB: 0 | P: 6 | LOB: 0 | BB: 0 | P: 6 | LOB: 0 | BB: 0 | P: 6 |      |      |      |      |      |  |  |  |
| PITCHER<br>Gaylord Perry, R<br>ERA: 1.96 (1, 1) | IP: 9.0 | WLS: W | BF: 35 | H: 6   | R: 1  | ER: 1 | SO: 8  | BB: 3 | IBB: 0 | HBP: 0 | BLK: 0 | WP: 1 | HR: 0  | S: 48 | P: 60 | ERA: 1.00 | WHIP: 1.000 |         |         |        |        |        |       |       |        |       |        |        |        |       |        |       |       |           |             |      |        |       |      |        |       |      |        |       |      |      |      |      |      |      |  |  |  |
|   |         |        |        |        |       |       |        |       |        |        |        |       |        |       |       |           |             | PITCHER | IP: 9.0 | WLS: W | BF: 35 | H: 6   | R: 1  | ER: 1 | SO: 8  | BB: 3 | IBB: 0 | HBP: 0 | BLK: 0 | WP: 1 | HR: 0  | S: 48 | P: 60 | ERA: 1.00 | WHIP: 1.000 |      |        |       |      |        |       |      |        |       |      |      |      |      |      |      |  |  |  |

**BOTTOM**

**San Francisco Giants @ Pittsburgh Pirates**  
 Forbes Field, Pittsburgh, PA  
 Wed May 11 1966, 7:05 PM EDT  
 Att. 4,373 - Unknown

|     |    |
|-----|----|
| AB  | 32 |
| R   | 1  |
| H   | 6  |
| RBI | 1  |
| BB  | 3  |
| SO  | 8  |
| LOB | 15 |



| WP | PA | ERA | WHIP |
|----|----|-----|------|
| 1  | 35 |     |      |
| 0  |    |     |      |
| 0  |    |     |      |
| 0  |    |     |      |

| Batter  | 1   | 2                               | 3                            | 4                               | 5                            | 6                               | 7                            | 8                               | 9                            | AB R H RBI BB SO LOB            | TOP   |                                  |                              |                                 |                              |                                 |                                   |                                    |                                  |        |
|---|---|---------------------------------|------------------------------|---------------------------------|------------------------------|---------------------------------|------------------------------|---------------------------------|------------------------------|---------------------------------|---|----------------------------------|------------------------------|---------------------------------|------------------------------|---------------------------------|-----------------------------------|------------------------------------|----------------------------------|--------|
| Tito Fuentes, S<br>OBP: 0.339, SLG: 0.426 (1, 4) X    | 0-0 F9 ①  |                                 | 0-0 FC5-6 1B ①               |                                 | 0-0 1B                       |                                 | 0-0 1B                       |                                 | 0-0 F4 ②                     | 5 0 3 0 0 0 0                   | <b>San Francisco Giants @ Pittsburgh Pirates</b><br><b>Forbes Field, Pittsburgh, PA</b><br>Thu May 12 1966, 7:05 PM EDT<br>Att. 5,343 - Unknown |                                  |                              |                                 |                              |                                 |                                   |                                    |                                  |        |
| Jim Davenport, R<br>OBP: 0.345, SLG: 0.388 (1, 3) X   | 0-0 F9 ②  |                                 | 0-0 FC5-6 ①                  |                                 | 0-0 F4 ③                     |                                 | 0-0 F7 ③                     |                                 | 0-0 F7 ③                     | 4 0 0 0 0 0 5                   |   |                                  |                              |                                 |                              |                                 |                                   |                                    |                                  |        |
| Len Gabrielson, L<br>OBP: 0.322, SLG: 0.373 (7, 3)    |   |                                 | 1-2 G6-4-3 ①                 |                                 |                              |                                 |                              |                                 |                              | 1 0 0 0 0 0 0                   |   |                                  |                              |                                 |                              |                                 |                                   |                                    |                                  |        |
| Willie Mays, R<br>OBP: 0.339, SLG: 0.600 (1, 8) S S S | 0-3 K ③   |                                 | 0-0 G6-4-3 ② ③               |                                 |                              |                                 |                              |                                 |                              | 3 0 1 0 1 1 2                   |   |                                  |                              |                                 |                              |                                 |                                   |                                    |                                  |        |
| Jim Ray Hart, R<br>OBP: 0.425, SLG: 0.596 (1, 5)      |   | 0-0 1B 1B ①                     |                              | 0-0 HR                          |                              | 0-0 G6-4-3 ① ②                  |                              | 0-0 FC9-6 ①                     |                              | 4 3 2 1 0 0 2                   |   |                                  |                              |                                 |                              |                                 |                                   |                                    |                                  |        |
| Jesus Alou, R<br>OBP: 0.267, SLG: 0.333 (1, 7)        |   | 0-0 1B ①                        |                              | 0-0 4-3 ①                       |                              | 0-0 1B S                        |                              | 0-0 E 1B ①                      |                              | 4 0 3 0 0 0 0                   |   |                                  |                              |                                 |                              |                                 |                                   |                                    |                                  |        |
| Don Landrum, L<br>OBP: 0.172, SLG: 0.148 (8, 7)       |   | 1-3 1B                          |                              |                                 |                              |                                 |                              | 1-3 E 1B ①                      |                              | 0 0 0 0 0 0 0                   |   |                                  |                              |                                 |                              |                                 |                                   |                                    |                                  |        |
| Ollie Brown, R<br>OBP: 0.306, SLG: 0.286 (1, 9)       |   | 0-0 1B                          |                              | 0-0 5-3 ②                       |                              | 0-3 K ③                         |                              | 0-0 E3 ①                        |                              | 4 0 1 2 0 1 2                   |   |                                  |                              |                                 |                              |                                 |                                   |                                    |                                  |        |
| Bob Barton, R<br>OBP: 0.222, SLG: 0.188 (1, 2)        |   | 3-H 1B                          |                              | 0-0 F9 ②                        |                              | 0-0 F9 ③                        |                              | 0-0 1-3 ①                       |                              | 3 0 0 0 1 0 1                   |   |                                  |                              |                                 |                              |                                 |                                   |                                    |                                  |        |
| Hal Lanier, R<br>OBP: 0.248, SLG: 0.263 (1, 6)        |   | 0-0 G3 ③                        |                              |                                 |                              | 0-0 F4 ①                        |                              | 4-0 1B BB ② ③                   |                              | 3 0 0 0 1 0 4                   |   |                                  |                              |                                 |                              |                                 |                                   |                                    |                                  |        |
| Juan Marichal, R<br>OBP: 0.333, SLG: 0.375 (1, 1)     |   |                                 | 0-0 FC5-6 1B ①               |                                 | 0-0 4-3 ②                    |                                 | 0-3 K ②                      |                                 | 0-0 1-3 ①                    | 4 0 1 0 0 1 1                   | <b>GIANTS</b>   |                                  |                              |                                 |                              |                                 |                                   |                                    |                                  |        |
| <b>Inning Stats</b>                                   | R: 0<br>E: 0<br>K: 1<br>S: 5                          | H: 0<br>LOB: 0<br>BB: 0<br>P: 5 | R: 1<br>E: 0<br>K: 0<br>S: 5 | H: 3<br>LOB: 1<br>BB: 0<br>P: 5 | R: 0<br>E: 0<br>K: 0<br>S: 4 | H: 2<br>LOB: 1<br>BB: 0<br>P: 4 | R: 1<br>E: 0<br>K: 0<br>S: 4 | H: 1<br>LOB: 0<br>BB: 0<br>P: 4 | R: 0<br>E: 0<br>K: 1<br>S: 5 | H: 1<br>LOB: 1<br>BB: 1<br>P: 9 | R: 0<br>E: 0<br>K: 1<br>S: 6  | H: 1<br>LOB: 2<br>BB: 1<br>P: 10 | R: 1<br>E: 1<br>K: 0<br>S: 5 | H: 2<br>LOB: 2<br>BB: 1<br>P: 9 | R: 0<br>E: 0<br>K: 0<br>S: 3 | H: 0<br>LOB: 0<br>BB: 0<br>P: 3 | 1B: 10<br>2B: 0<br>3B: 0<br>HR: 1 | SF: 0<br>SAC: 0<br>DP: 3<br>HBP: 0 | WP: 0<br>PB: 0<br>SB: 1<br>CS: 0 | PA: 38 |
| <b>PITCHER</b>  | IP WLS BF H R ER SO BB IBB HBP BLK WP HR S P ERA WHIP |                                 |                              |                                 |                              |                                 |                              |                                 |                              |                                 |   |                                  |                              |                                 |                              |                                 |                                   |                                    |                                  |        |
| Bob Veale, L<br>ERA: 3.27 (1, 1)                      | 7.1 L 34 11 3 3 3 3 2 1 0 0 0 1 37 49 3.68 1.773      |                                 |                              |                                 |                              |                                 |                              |                                 |                              |                                 |   |                                  |                              |                                 |                              |                                 |                                   |                                    |                                  |        |
| Don Cardwell, R<br>ERA: 6.0 (8, 1)                    | 0.2 1 0 0 0 0 0 0 0 0 0 0 0 1 1 0.00 0.000            |                                 |                              |                                 |                              |                                 |                              |                                 |                              |                                 |   |                                  |                              |                                 |                              |                                 |                                   |                                    |                                  |        |
| Al McBean, R<br>ERA: 4.34 (9, 1)                      | 1.0 3 0 0 0 0 0 0 0 0 0 0 0 0 3 3 0.00 0.000          |                                 |                              |                                 |                              |                                 |                              |                                 |                              |                                 |   |                                  |                              |                                 |                              |                                 |                                   |                                    |                                  |        |

| Batter   | 1  | 2   | 3            | 4   | 5  | 6         | 7 | 8                  | 9             | AB | R | H | RBI | BB | SO | LOB |
|--|----|-----|--------------|-----|----|-----------|---|--------------------|---------------|----|---|---|-----|----|----|-----|
| Matty Alou, L<br>OBP: 0.360, SLG: 0.547 (1, 8)       | F4 |     | CS<br>1B     |     |    | E4        |   | E5<br>G1-6-3<br>1B |               | 4  | 0 | 2 | 0   | 0  | 0  | 0   |
| Gene Alley, R<br>OBP: 0.357, SLG: 0.420 (1, 6)       | F8 |     | CS<br>1-2    | 5-3 |    | K         |   | G1-6-3<br>1-2f     |               | 4  | 0 | 0 | 0   | 0  | 1  | 3   |
| Roberto Clemente, R<br>OBP: 0.350, SLG: 0.431 (1, 9) | BB |     |              | F9  |    | K         |   |                    | 6-3           | 3  | 0 | 0 | 0   | 1  | 1  | 1   |
| Willie Stargell, L<br>OBP: 0.385, SLG: 0.456 (1, 7)  | K  |     |              | 4-3 |    | 6-3       |   |                    | 4-3           | 4  | 0 | 0 | 0   | 0  | 1  | 2   |
| Jim Pagliaroni, R<br>OBP: 0.385, SLG: 0.521 (1, 2)   |    | F8  |              |     | F8 |           |   |                    | F3            | 4  | 0 | 0 | 0   | 0  | 0  | 0   |
| Donn Clendenon, R<br>OBP: 0.317, SLG: 0.356 (1, 3)   |    | 5-3 |              |     | K  |           |   |                    |               | 3  | 0 | 0 | 0   | 0  | 2  | 0   |
| Bill Mazaroski, R<br>OBP: 0.264, SLG: 0.303 (1, 4)   |    | K   |              |     |    | 1B<br>1B  |   |                    |               | 3  | 0 | 1 | 0   | 0  | 1  | 0   |
| Bob Bailey, R<br>OBP: 0.340, SLG: 0.424 (1, 5)       |    |     | G5-6-4<br>1B |     |    | 1-2<br>1B |   |                    | E<br>1B<br>1B | 3  | 0 | 3 | 0   | 0  | 0  | 0   |
| Bob Veale, S<br>OBP: 0.150, SLG: 0.150 (1, 1)        |    |     | G5-6-4       |     |    | G3        |   |                    | F8            | 2  | 0 | 0 | 0   | 0  | 0  | 3   |
| Don Cardwell, R<br>(8, 1)                            |    |     |              |     |    |           |   |                    |               | 0  | 0 | 0 | 0   | 0  | 0  | 0   |
| Jerry Lynch, L<br>OBP: 0.400, SLG: 0.250 (8, PH)     |    |     |              |     |    |           |   |                    |               | 1  | 0 | 0 | 0   | 0  | 0  | 1   |
| Al McBean, R<br>(9, 1)                               |    |     |              |     |    |           |   |                    |               | 0  | 0 | 0 | 0   | 0  | 0  | 0   |

| Inning Stats                                    | R: 0 | H: 0 | E: 0 | K: 1 | S: 5 | R: 0 | H: 0 | E: 0 | K: 1 | S: 5 | R: 0 | H: 2 | E: 0 | K: 0 | S: 3 | R: 0 | H: 0 | E: 0 | K: 0 | S: 3 | R: 0 | H: 2 | E: 0 | K: 1 | S: 7 | R: 0 | H: 0 | E: 1 | K: 2 | S: 8 | R: 0 | H: 0 | E: 0 | K: 1 | S: 5 | R: 0 | H: 2 | E: 1 | K: 0 | S: 4 | R: 0 | H: 0 | E: 0 | K: 0 | S: 3 | R: 0 | H: 0 | E: 0 | K: 0 | S: 3 | 1B: 6 | 2B: 0 | 3B: 0 | HR: 0 | SF: 0 | SAC: 0 | DP: 2 | HBP: 0 | WP: 0 | PB: 0 | SB: 0 | CS: 1 | PA: 33 |
|---|------|------|------|------|------|------|------|------|------|------|------|------|------|------|------|------|------|------|------|------|------|------|------|------|------|------|------|------|------|------|------|------|------|------|------|------|------|------|------|------|------|------|------|------|------|------|------|------|------|------|-------|-------|-------|-------|-------|--------|-------|--------|-------|-------|-------|-------|--------|
| PITCHER<br>Juan Marichal, R<br>ERA: 0.76 (1, 1) | IP   | WLS  | BF   | H    | R    | ER   | SO   | BB   | IBB  | HBP  | BLK  | WP   | HR   | S    | P    | ERA  | WHIP | IP   | WLS  | BF   | H    | R    | ER   | SO   | BB   | IBB  | HBP  | BLK  | WP   | HR   | S    | P    | ERA  | WHIP | IP   | WLS  | BF   | H    | R    | ER   | SO   | BB   | IBB  | HBP  | BLK  | WP   | HR   | S    | P    | ERA  | WHIP  |       |       |       |       |        |       |        |       |       |       |       |        |

**BOTTOM**

**San Francisco Giants @ Pittsburgh Pirates**  
**Forbes Field, Pittsburgh, PA**  
 Thu May 12 1966, 7:05 PM EDT  
 Att. 5,343 - Unknown

|            |           |
|------------|-----------|
| <b>AB</b>  | <b>31</b> |
| <b>R</b>   | <b>0</b>  |
| <b>H</b>   | <b>6</b>  |
| <b>RBI</b> | <b>0</b>  |
| <b>BB</b>  | <b>1</b>  |
| <b>SO</b>  | <b>6</b>  |
| <b>LOB</b> | <b>10</b> |

livebaseballscorecards.com

| Batter  | 1                            | 2                               | 3                            | 4                               | 5                            | 6                               | 7                            | 8                               | 9                            | 10                              | 11                           | 12                              | 13                           | 14                              | 15                           | 16                              | 17                           | AB                              | R                            | H                               | RBI                          | BB                              | SO                           | LOB                             | TOP                              |                                    |                                  |        |
|---|------------------------------|---------------------------------|------------------------------|---------------------------------|------------------------------|---------------------------------|------------------------------|---------------------------------|------------------------------|---------------------------------|------------------------------|---------------------------------|------------------------------|---------------------------------|------------------------------|---------------------------------|------------------------------|---------------------------------|------------------------------|---------------------------------|------------------------------|---------------------------------|------------------------------|---------------------------------|----------------------------------|------------------------------------|----------------------------------|--------|
| Tito Fuentes, S<br>OBP: 0.329, SLG: 0.406 (1, 4)    | 1-3                          |                                 | 5-3                          |                                 |                              | 4-3                             | F3                           |                                 |                              | 1B                              |                              | F3                              |                              |                                 | 2-3                          |                                 |                              | 8                               | 0                            | 2                               | 0                            | 0                               | 0                            | 2                               |                                  |                                    |                                  |        |
| Len Gabrielson, L<br>OBP: 0.323, SLG: 0.358 (1, 3)  | 4-0                          |                                 |                              | 4-3                             |                              | F7                              |                              | 5-3                             |                              | 1B                              |                              |                                 | K                            |                                 | FC6-4                        |                                 |                              | 2                               | 0                            | 0                               | 0                            | 1                               | 0                            | 0                               |                                  |                                    |                                  |        |
| Bob Barton, R<br>OBP: 0.261, SLG: 0.238 (8, PH)     | G6-4-3                       |                                 |                              |                                 |                              |                                 |                              |                                 |                              | 1B                              |                              |                                 |                              |                                 | 1B                           |                                 |                              | 5                               | 0                            | 2                               | 0                            | 0                               | 1                            | 1                               |                                  |                                    |                                  |        |
| Willie Mays, R<br>OBP: 0.336, SLG: 0.607 (1, 8)     | G6-4-3                       |                                 |                              |                                 |                              |                                 | F6                           | HR                              |                              | F5                              |                              |                                 | F7                           |                                 | FC6-4                        |                                 |                              | 7                               | 1                            | 2                               | 1                            | 0                               | 0                            | 4                               |                                  |                                    |                                  |        |
| Jim Ray Hart, R<br>OBP: 0.408, SLG: 0.562 (1, 5)    |                              |                                 |                              |                                 |                              |                                 | F2                           |                                 |                              |                                 |                              |                                 |                              |                                 |                              |                                 |                              | 6                               | 1                            | 0                               | 0                            | 1                               | 3                            | 3                               |                                  |                                    |                                  |        |
| Tom Haller, L<br>OBP: 0.366, SLG: 0.511 (8, 3)      |                              |                                 |                              |                                 |                              |                                 |                              |                                 |                              |                                 |                              |                                 |                              |                                 |                              |                                 |                              | 7                               | 1                            | 1                               | 2                            | 0                               | 2                            | 0                               |                                  |                                    |                                  |        |
| Ollie Brown, R<br>OBP: 0.304, SLG: 0.274 (1, 9)     |                              |                                 |                              |                                 |                              |                                 |                              |                                 |                              |                                 |                              |                                 |                              |                                 |                              |                                 |                              | 6                               | 1                            | 1                               | 0                            | 1                               | 1                            | 0                               |                                  |                                    |                                  |        |
| Don Landrum, L<br>OBP: 0.194, SLG: 0.176 (1, 7)     |                              |                                 |                              |                                 |                              |                                 |                              |                                 |                              |                                 |                              |                                 |                              |                                 |                              |                                 |                              | 7                               | 0                            | 2                               | 0                            | 0                               | 1                            | 2                               |                                  |                                    |                                  |        |
| Hal Lanier, R<br>OBP: 0.243, SLG: 0.258 (7, PH)     |                              |                                 |                              |                                 |                              |                                 |                              |                                 |                              |                                 |                              |                                 |                              |                                 |                              |                                 |                              | 2                               | 0                            | 0                               | 0                            | 0                               | 0                            | 1                               |                                  |                                    |                                  |        |
| Willie McCovey, L<br>OBP: 0.376, SLG: 0.466 (7, PH) |                              |                                 |                              |                                 |                              |                                 |                              |                                 |                              |                                 |                              |                                 |                              |                                 |                              |                                 |                              | 0                               | 0                            | 0                               | 1                            | 0                               | 0                            | 0                               |                                  |                                    |                                  |        |
| Cap Peterson, R<br>OBP: 0.200, SLG: 0.311 (7, 1)    |                              |                                 |                              |                                 |                              |                                 |                              |                                 |                              |                                 |                              |                                 |                              |                                 |                              |                                 |                              | 0                               | 0                            | 0                               | 0                            | 0                               | 0                            | 0                               |                                  |                                    |                                  |        |
| Lindy McDaniel, R<br>OBP: 0.236, SLG: 0.571 (11, 1) |                              |                                 |                              |                                 |                              |                                 |                              |                                 |                              |                                 |                              |                                 |                              |                                 |                              |                                 |                              | 1                               | 0                            | 0                               | 0                            | 0                               | 1                            | 0                               |                                  |                                    |                                  |        |
| Frank Linzy, R<br>OBP: 0.236, SLG: 0.571 (15, 1)    |                              |                                 |                              |                                 |                              |                                 |                              |                                 |                              |                                 |                              |                                 |                              |                                 |                              |                                 |                              | 2                               | 0                            | 0                               | 0                            | 0                               | 0                            | 1                               |                                  |                                    |                                  |        |
| Bob Pindry, R                                       |                              |                                 |                              |                                 |                              |                                 |                              |                                 |                              |                                 |                              |                                 |                              |                                 |                              |                                 |                              | 1                               | 0                            | 0                               | 0                            | 0                               | 0                            | 0                               |                                  |                                    |                                  |        |
| Ray Sadecki, L<br>OBP: 0.375, SLG: 0.750 (1, 1)     |                              |                                 |                              |                                 |                              |                                 |                              |                                 |                              |                                 |                              |                                 |                              |                                 |                              |                                 |                              | 1                               | 0                            | 0                               | 0                            | 0                               | 0                            | 0                               |                                  |                                    |                                  |        |
| Don Mason, L<br>(6, PH)                             |                              |                                 |                              |                                 |                              |                                 |                              |                                 |                              |                                 |                              |                                 |                              |                                 |                              |                                 |                              | 1                               | 0                            | 0                               | 0                            | 0                               | 0                            | 0                               |                                  |                                    |                                  |        |
| Ron Herbel, R<br>(6, 1)                             |                              |                                 |                              |                                 |                              |                                 |                              |                                 |                              |                                 |                              |                                 |                              |                                 |                              |                                 |                              | 0                               | 0                            | 0                               | 0                            | 0                               | 0                            | 0                               |                                  |                                    |                                  |        |
| Jim Davenport, R<br>OBP: 0.350, SLG: 0.444 (7, 6)   |                              |                                 |                              |                                 |                              |                                 |                              |                                 |                              |                                 |                              |                                 |                              |                                 |                              |                                 |                              | 5                               | 1                            | 2                               | 1                            | 0                               | 0                            | 0                               |                                  |                                    |                                  |        |
| <b>Inning Stats</b>                                 | R: 0<br>E: 0<br>K: 0<br>S: 2 | H: 0<br>LOB: 0<br>BB: 1<br>P: 6 | R: 0<br>E: 0<br>K: 0<br>S: 4 | H: 1<br>LOB: 1<br>BB: 0<br>P: 4 | R: 0<br>E: 0<br>K: 0<br>S: 3 | H: 0<br>LOB: 0<br>BB: 0<br>P: 3 | R: 0<br>E: 0<br>K: 1<br>S: 5 | H: 1<br>LOB: 0<br>BB: 0<br>P: 5 | R: 0<br>E: 0<br>K: 1<br>S: 6 | H: 1<br>LOB: 1<br>BB: 0<br>P: 6 | R: 0<br>E: 0<br>K: 1<br>S: 6 | H: 0<br>LOB: 0<br>BB: 0<br>P: 3 | R: 0<br>E: 0<br>K: 2<br>S: 7 | H: 0<br>LOB: 0<br>BB: 0<br>P: 7 | R: 0<br>E: 0<br>K: 1<br>S: 5 | H: 0<br>LOB: 0<br>BB: 0<br>P: 5 | R: 0<br>E: 1<br>K: 1<br>S: 6 | H: 0<br>LOB: 1<br>BB: 0<br>P: 6 | R: 0<br>E: 0<br>K: 0<br>S: 4 | H: 0<br>LOB: 0<br>BB: 0<br>P: 3 | R: 0<br>E: 0<br>K: 0<br>S: 3 | H: 0<br>LOB: 0<br>BB: 0<br>P: 3 | R: 1<br>E: 0<br>K: 0<br>S: 5 | H: 2<br>LOB: 1<br>BB: 0<br>P: 5 | 1B: 9<br>2B: 0<br>3B: 0<br>HR: 3 | SF: 1<br>SAC: 0<br>DP: 1<br>HBP: 0 | WP: 0<br>PB: 0<br>SB: 0<br>CS: 1 | PA: 65 |
| <b>PITCHER</b>                                      | IP                           | WLS                             | BF                           | H                               | R                            | ER                              | SO                           | BB                              | IBB                          | HBP                             | BLK                          | WP                              | HR                           | S                               | P                            | ERA                             | WHIP                         |                                 |                              |                                 |                              |                                 |                              |                                 |                                  |                                    |                                  |        |
| Jack Hamilton, R<br>ERA: 2.55 (11, 1)               | 6.1                          |                                 | 24                           | 4                               | 3                            | 3                               | 2                            | 3                               | 0                            | 0                               | 0                            | 0                               | 1                            | 25                              | 37                           | 4.26                            | 1.105                        |                                 |                              |                                 |                              |                                 |                              |                                 |                                  |                                    |                                  |        |
| Dick Selma, R<br>ERA: 3.0 (7, 1)                    | 0.0                          |                                 | 1                            | 1                               | 0                            | 0                               | 0                            | 0                               | 0                            | 0                               | 0                            | 0                               | 0                            | 1                               | 1                            | ∞                               | ∞                            |                                 |                              |                                 |                              |                                 |                              |                                 |                                  |                                    |                                  |        |
| Gordie Richardson, L<br>ERA: 4.35 (7, 1)            | 1.2                          |                                 | 7                            | 2                               | 1                            | 1                               | 1                            | 0                               | 0                            | 0                               | 0                            | 0                               | 1                            | 9                               | 9                            | 5.40                            | 1.200                        |                                 |                              |                                 |                              |                                 |                              |                                 |                                  |                                    |                                  |        |
| Dennis Ribant, R<br>ERA: 1.89 (9, 1)                | 3.0                          |                                 | 11                           | 2                               | 0                            | 0                               | 4                            | 0                               | 0                            | 0                               | 0                            | 0                               | 0                            | 19                              | 19                           | 0.00                            | 0.667                        |                                 |                              |                                 |                              |                                 |                              |                                 |                                  |                                    |                                  |        |
| Larry Bearmarth, R<br>ERA: 5.06 (12, 1)             | 1.0                          |                                 | 3                            | 0                               | 0                            | 0                               | 0                            | 0                               | 0                            | 0                               | 0                            | 0                               | 0                            | 3                               | 3                            | 0.00                            | 0.000                        |                                 |                              |                                 |                              |                                 |                              |                                 |                                  |                                    |                                  |        |
| <b>PITCHER</b>                                      | IP                           | WLS                             | BF                           | H                               | R                            | ER                              | SO                           | BB                              | IBB                          | HBP                             | BLK                          | WP                              | HR                           | S                               | P                            | ERA                             | WHIP                         |                                 |                              |                                 |                              |                                 |                              |                                 |                                  |                                    |                                  |        |
| Dave Eilers, R<br>ERA: 1.8 (13, 1)                  | 5.0                          |                                 | 19                           | 3                               | 1                            | 1                               | 2                            | 0                               | 0                            | 0                               | 0                            | 0                               | 0                            | 1                               | 23                           | 23                              | 1.80                         | 0.600                           |                              |                                 |                              |                                 |                              |                                 |                                  |                                    |                                  |        |

San Francisco Giants @ New York Mets  
Shea Stadium, Flushing, NY  
Fri May 13 1966, 7:05 PM EDT  
Att. 56,658 - Unknown

AB 61  
R 5  
H 12  
RBI 5  
BB 3  
SO 9  
LOB 14





| Batter   | 1  | 2   | 3   | 4   | 5  | 6   | 7   | 8   | 9   | 10  | 11  | 12  | 13  | 14  | 15  | 16  | 17  | AB  | R                                       | H | RBI | BB | SO | LOB | BOTTOM |
|--|--|---|---|---|--|---|---|---|---|---|---|---|---|---|---|---|---|---|---|---|-----|----|----|-----|--------|
| Ron Hunt, R<br>OBP: 0.337, SLG: 0.382<br>(1, 4)  | 0-0<br>L6-3<br>1B  |   |   | 0-0<br>FC6-4<br>HR<br>1B                            | 0-0<br>F7  |   |   | 0-0<br>1-3  |   |   | 0-0<br>SH<br>1B                                     |   | 0-0<br>4-3  |   | 0-0<br>F8   |   |   | 6   | 1                                       | 2 | 0   | 0  | 0  | 1   |        |
| Cleon Jones, R<br>OBP: 0.311, SLG: 0.466<br>(1, 8)<br>(2, 9)   | 0-0<br>F8  |   |   | 0-0<br>E4<br>FC6-4                                  |  | 0-0<br>WP<br>3B                                     |   | 0-0<br>F8   |   |   | 0-3<br>K  |   | 0-3<br>K  |   | 0-3<br>K  |   |   | 7   | 1                                       | 1 | 0   | 0  | 3  | 4   |        |
| Ken Boyer, R<br>OBP: 0.326, SLG: 0.452<br>(1, 5)   | 0-0<br>L6-3  |   |   | 0-0<br>FC6-4<br>HR                                  |  | 0-3<br>K  |   | 0-0<br>CS<br>1B                                     |   |   | 0-0<br>F7   |   | 0-0<br>1-3  |   |   |   | 0-0<br>5-3  | 7   | 1                                       | 1 | 0   | 0  | 1  | 5   |        |
| Dick Stuart, R<br>OBP: 0.217, SLG: 0.286<br>(1, 3)<br>Ed KranePOOL, L<br>OBP: 0.297, SLG: 0.391<br>(9, PH)<br>(10, 3)  |  | 0-0<br>6-3  |   | 0-0<br>F2   |  | 0-0<br>F9   |   | 0-0<br>K  |   | 0-3<br>K  |   | 0-0<br>K  |   | 1-0<br>1B SH<br>HBP                                 |   | 0-0<br>F7   |   | 3   | 0                                       | 0 | 0   | 0  | 0  | 2   |        |
| Jim Hickman, R<br>OBP: 0.288, SLG: 0.364<br>(1, 9)<br>Billy Murphy, R<br>OBP: 0.333, SLG: 0.400<br>(2, 8)  |  | 0-3<br>K  |   | 0-0<br>K  |  | 0-3<br>K  |   | 0-3<br>K  |   | 0-3<br>K  |   | 0-0<br>FC6-4<br>1B                                  |   | 0-0<br>SH<br>1B                                     |   | 0-0<br>K  |   | 0   | 0                                       | 0 | 0   | 0  | 0  | 0   |        |
| Ron Swoboda, R<br>OBP: 0.200, SLG: 0.200<br>(1, 7)   |  | 0-3<br>K  |   | 0-0<br>F3   |  |   | 0-0<br>G3   |   |   | 0-0<br>6-3  |   | 0-0<br>F9   |   | 0-3<br>K  |   | 0-0<br>CS   |   | 7   | 0                                       | 0 | 0   | 0  | 3  | 3   |        |
| Jerry Grote, R<br>OBP: 0.393, SLG: 0.304<br>(1, 2)   |  |   | 0-0<br>F9   |   | 4-0<br>S<br>BB                                       |   | 4-0<br>BB<br>BB<br>BB                               |   | 4-0<br>CS<br>BB                                     |   | 0-0<br>F3   |   | 0-0<br>FC6-4<br>1B                                  |   | 0-0<br>1-2<br>2-3<br>1B                             |   | 0-0<br>F9   | 5   | 0                                       | 2 | 0   | 2  | 0  | 0   |        |
| Roy McMillan, R<br>OBP: 0.231, SLG: 0.186<br>(1, 6)<br>John Stephenson, L<br>OBP: 0.167, SLG: 0.167<br>(17, PH)  |  |   | 0-0<br>6-3  |   | 0-3<br>K   |   | 0-0<br>4-3  |   | 0-0<br>F7   |   | 0-0<br>F7   |   | 0-0<br>FC6-4  |   | 0-0<br>1-3  |   | 0-0<br>F4   | 6   | 0                                       | 0 | 0   | 0  | 1  | 6   |        |
| Jack Hamilton, R<br>Duke Snider, R<br>Gordie Richardson, R<br>Johnny Lewis, L<br>Dwain Gooden, R<br>Chuck Miller, L<br>Lyny Blanton, R<br>Al Lingo, L<br>Dave Ellis, R |  |   | 0-0<br>F9   |   | 0-3<br>K2-3  |   | 0-3<br>K  |   | 0-3<br>K  |   | 0-0<br>SH<br>1B                                     |   | 0-0<br>F7   |   | 0-0<br>4-3  |   |   | 2   | 0                                       | 0 | 0   | 0  | 1  | 1   |        |
| <b>Inning Stats</b>  | R: 0 H: 1<br>E: 0 LOB: 0<br>K: 0 BB: 0<br>S: 3 P: 3  | R: 0 H: 0<br>E: 0 LOB: 0<br>K: 2 BB: 0<br>S: 7 P: 7 | R: 0 H: 0<br>E: 0 LOB: 0<br>K: 0 BB: 0<br>S: 3 P: 3 | R: 3 H: 2<br>E: 1 LOB: 0<br>K: 0 BB: 1<br>S: 6 P: 6 | R: 0 H: 0<br>E: 0 LOB: 1<br>K: 2 BB: 0<br>S: 7 P: 11 | R: 1 H: 1<br>E: 0 LOB: 0<br>K: 2 BB: 0<br>S: 8 P: 8 | R: 0 H: 0<br>E: 0 LOB: 0<br>K: 0 BB: 1<br>S: 2 P: 6 | R: 0 H: 0<br>E: 0 LOB: 0<br>K: 1 BB: 0<br>S: 5 P: 5 | R: 0 H: 1<br>E: 0 LOB: 0<br>K: 2 BB: 0<br>S: 7 P: 7 | R: 0 H: 0<br>E: 0 LOB: 0<br>K: 0 BB: 0<br>S: 3 P: 3 | R: 0 H: 2<br>E: 1 LOB: 2<br>K: 1 BB: 0<br>S: 7 P: 7 | R: 0 H: 2<br>E: 0 LOB: 2<br>K: 0 BB: 0<br>S: 5 P: 5 | R: 0 H: 0<br>E: 0 LOB: 0<br>K: 1 BB: 0<br>S: 5 P: 5 | R: 0 H: 1<br>E: 0 LOB: 2<br>K: 1 BB: 0<br>S: 6 P: 7 | R: 0 H: 0<br>E: 0 LOB: 0<br>K: 1 BB: 0<br>S: 5 P: 5 | R: 0 H: 0<br>E: 0 LOB: 0<br>K: 0 BB: 0<br>S: 3 P: 3 | R: 0 H: 0<br>E: 0 LOB: 0<br>K: 0 BB: 0<br>S: 5 P: 5 | 2B: 9 SF: 0<br>3B: 1 SAC: 2<br>HR: 1 HBP: 1 | WP: 1 PA: 63<br>PB: 0<br>SB: 1<br>CS: 3 |   |     |    |    |     |        |
| <b>PITCHER</b>   | IP WLS BF H R ER SO BB IBB HBP BLK WP HR S P ERA WHIP  |   |   |   |  |   |   |   |   |   |   |   |   |   |   |   |   |   |   |   |     |    |    |     |        |
| Ray Sadecki, L<br>ERA: 1.84  | (1, 1)<br>5.0<br>19<br>3<br>3<br>0<br>4<br>1<br>0<br>0<br>0<br>0<br>1<br>0<br>8<br>30<br>0.00<br>0.800       |   |   |   |  |   |   |   |   |   |   |   |   |   |   |   |   |   |   |   |     |    |    |     |        |
| Ron Herbel, R<br>ERA: 3.51   | (6, 1)<br>1.0<br>4<br>1<br>1<br>1<br>2<br>0<br>0<br>0<br>0<br>0<br>0<br>0<br>8<br>9.00<br>1.000              |   |   |   |  |   |   |   |   |   |   |   |   |   |   |   |   |   |   |   |     |    |    |     |        |
| Lindy McDaniel, R<br>ERA: 3.8  | (7, 1)<br>4.0<br>13<br>2<br>0<br>0<br>3<br>1<br>0<br>0<br>0<br>0<br>0<br>0<br>18<br>22<br>0.00<br>0.750      |   |   |   |  |   |   |   |   |   |   |   |   |   |   |   |   |   |   |   |     |    |    |     |        |
| Frank Linzy, R<br>ERA: 2.49  | (11, 1)<br>4.0<br>17<br>4<br>0<br>0<br>3<br>0<br>0<br>1<br>0<br>0<br>0<br>0<br>22<br>23<br>0.00<br>1.000     |   |   |   |  |   |   |   |   |   |   |   |   |   |   |   |   |   |   |   |     |    |    |     |        |
| Bob Priddy, R<br>ERA: 2.53   | (15, 1)<br>3.0<br>W<br>9<br>1<br>0<br>0<br>2<br>0<br>0<br>0<br>0<br>0<br>0<br>0<br>13<br>13<br>0.00<br>0.333 |   |   |   |  |   |   |   |   |   |   |   |   |   |   |   |   |   |   |   |     |    |    |     |        |

San Francisco Giants @ New York Mets  
Shea Stadium, Flushing, NY  
Fri May 13 1966, 7:05 PM EDT  
Att. 56,658 - Unknown

livebaseballscores.com

AB 57  
R 4  
H 11  
RBI 3  
BB 2  
SO 14  
LOB 26



| Batter   | 1   | 2                               | 3                            | 4                               | 5                            | 6                               | 7                            | 8  | 9                            | AB R H RBI BB SO LOB   | TOP                          |                                 |                              |                                 |                              |                                 |                              |                                 |                                  |                                    |                                  |        |
|--|---|---------------------------------|------------------------------|---------------------------------|------------------------------|---------------------------------|------------------------------|--|------------------------------|--|------------------------------|---------------------------------|------------------------------|---------------------------------|------------------------------|---------------------------------|------------------------------|---------------------------------|----------------------------------|------------------------------------|----------------------------------|--------|
| <b>Tito Fuentes, S</b> (1, 4)<br>OBP: 0.307, SLG: 0.378  | 0-0<br>F3   | 0-0<br>F5                       |                              |                                 | 0-0<br>F6                    |                                 | 0-0<br>5-3                   |  | 0-3<br>K                     | 5 0 0 0 0 1 1  |                              |                                 |                              |                                 |                              |                                 |                              |                                 |                                  |                                    |                                  |        |
| <b>Len Gabrielson, L</b> (1, 3)<br>OBP: 0.313, SLG: 0.333  | 4-0<br>1B<br>BB                                       |                                 | 0-0<br>F8                    |                                 | 0-3<br>K                     |                                 |                              | 0-3<br>K                                 | 0-0<br>5-3                   | 4 1 0 0 1 2 0  |                              |                                 |                              |                                 |                              |                                 |                              |                                 |                                  |                                    |                                  |        |
| <b>Willie Mays, R</b> (1, 8)<br>OBP: 0.341, SLG: 0.604<br><b>Cap Peterson, R</b> (8, PR)<br>OBP: 0.100, SLG: 0.111   | 0-0<br>1B<br>1-2<br>1B                                |                                 | 0-3<br>K                     |                                 | 0-0<br>6-3                   |                                 |                              | 0-0<br>1B<br>1B                          |                              | 4 0 2 0 0 1 0<br>0 1 0 0 0 0 0   |                              |                                 |                              |                                 |                              |                                 |                              |                                 |                                  |                                    |                                  |        |
| <b>Jim Ray Hart, R</b> (1, 5)<br>OBP: 0.411, SLG: 0.560  | 0-0<br>1B<br>1-3<br>2-H                               |                                 | 0-0<br>6-3                   |                                 | 0-0<br>F8                    |                                 |                              | 0-0<br>1B<br>1-2<br>FC1-4-6<br>1B        |                              | 4 1 2 1 0 0 0  |                              |                                 |                              |                                 |                              |                                 |                              |                                 |                                  |                                    |                                  |        |
| <b>Tom Haller, L</b> (1, 2)<br>OBP: 0.362, SLG: 0.500  | 0-0<br>F7   |                                 |                              | 0-0<br>F7                       |                              | 0-0<br>G3                       |                              | 0-0<br>1B<br>1-3<br>2-H<br>FC1-4-6<br>1B |                              | 4 0 1 1 0 0 2  |                              |                                 |                              |                                 |                              |                                 |                              |                                 |                                  |                                    |                                  |        |
| <b>Ollie Brown, R</b> (1, 9)<br>OBP: 0.288, SLG: 0.258   | 0-0<br>5-3  |                                 |                              | 0-0<br>F8                       |                              | 0-0<br>5-3                      |                              | 0-0<br>FC1-4-6<br>1B<br>1-2f<br>3-H      |                              | 4 0 0 1 0 0 3  |                              |                                 |                              |                                 |                              |                                 |                              |                                 |                                  |                                    |                                  |        |
| <b>Don Landrum, L</b> (1, 7)<br>OBP: 0.250, SLG: 0.243   |   | 0-0<br>G3<br>WP<br>2B           |                              | 4-0<br>1B<br>BB                 |                              | 0-0<br>G3                       |                              | 0-0<br>1B<br>1-3                         |                              | 3 1 2 0 1 0 0  |                              |                                 |                              |                                 |                              |                                 |                              |                                 |                                  |                                    |                                  |        |
| <b>Hal Lanier, R</b> (1, 6)<br>OBP: 0.255, SLG: 0.270<br><b>Willie McCovey, L</b> (8, PH)<br>OBP: 0.372, SLG: 0.459<br><b>Jim Davenport, R</b> (8, 6)<br>OBP: 0.350, SLG: 0.444  |   | 0-0<br>G3                       |                              | 0-0<br>1B<br>1-3                |                              | 0-0<br>SH1-3<br>1B              |                              | 0-0<br>F7                                |                              | 3 0 2 0 0 0 1<br>1 0 0 0 0 0 2<br>0 0 0 0 0 0 0  |                              |                                 |                              |                                 |                              |                                 |                              |                                 |                                  |                                    |                                  |        |
| <b>Bobby Bolin, R</b> (1, 1)<br>OBP: 0.300, SLG: 0.250<br><b>Jesus Alou, R</b> (4, PH)<br>OBP: 0.264, SLG: 0.329<br><b>Ron Herbel, R</b> (4, 1)<br>OBP: 0.264, SLG: 0.329<br><b>Joe Gibbon, R</b> (6, 1)<br>OBP: 0.264, SLG: 0.329<br><b>Don Mason, L</b> (7, PH)<br>OBP: 0.264, SLG: 0.329<br><b>Bob Shaw, R</b> (7, 1)<br>OBP: 0.264, SLG: 0.329<br><b>Bob Barton, R</b> (9, PH)<br>OBP: 0.264, SLG: 0.329 |   | 0-3<br>K<br>3-H                 |                              | 0-0<br>F4                       |                              | 0-0<br>SH1-3<br>1-2             |                              | 0-0<br>F6                                |                              | 1 0 0 0 0 0 1 0<br>1 0 0 0 0 0 0 2<br>0 0 0 0 0 0 0 0<br>0 0 0 0 0 0 0 0<br>0 0 0 0 0 0 0 0<br>1 0 0 0 0 0 0 0 |                              |                                 |                              |                                 |                              |                                 |                              |                                 |                                  |                                    |                                  |        |
| <b>Inning Stats</b>  | R: 1<br>E: 0<br>K: 0<br>S: 5                          | H: 2<br>LOB: 2<br>BB: 1<br>P: 9 | R: 1<br>E: 0<br>K: 1<br>S: 6 | H: 1<br>LOB: 0<br>BB: 0<br>P: 6 | R: 0<br>E: 0<br>K: 1<br>S: 5 | H: 0<br>LOB: 0<br>BB: 0<br>P: 5 | R: 0<br>E: 0<br>K: 0<br>S: 4 | H: 1<br>LOB: 2<br>BB: 1<br>P: 8          | R: 0<br>E: 0<br>K: 1<br>S: 5 | H: 0<br>LOB: 0<br>BB: 0<br>P: 5  | R: 0<br>E: 0<br>K: 0<br>S: 3 | H: 0<br>LOB: 0<br>BB: 0<br>P: 3 | R: 0<br>E: 0<br>K: 0<br>S: 4 | H: 1<br>LOB: 1<br>BB: 0<br>P: 4 | R: 2<br>E: 0<br>K: 1<br>S: 9 | H: 4<br>LOB: 2<br>BB: 0<br>P: 9 | R: 0<br>E: 0<br>K: 1<br>S: 5 | H: 0<br>LOB: 0<br>BB: 0<br>P: 5 | 1B: 8<br>2B: 1<br>3B: 0<br>HR: 0 | SF: 0<br>SAC: 1<br>DP: 0<br>HBP: 0 | WP: 1<br>PB: 0<br>SB: 0<br>CS: 0 | PA: 38 |
| <b>PITCHER</b>   | IP WLS BF H R ER SO BB IBB HBP BLK WP HR S P ERA WHIP |                                 |                              |                                 |                              |                                 |                              |  |                              |  |                              |                                 |                              |                                 |                              |                                 |                              |                                 |                                  |                                    |                                  |        |
| <b>Jack Fisher, R</b> (1, 1)<br>ERA: 4.91  | 7.1 W 32 8 4 4 4 2 0 0 0 1 0 38 46 4.91 1.364         |                                 |                              |                                 |                              |                                 |                              |  |                              |  |                              |                                 |                              |                                 |                              |                                 |                              |                                 |                                  |                                    |                                  |        |
| <b>Dick Selma, R</b> (8, 1)<br>ERA: 2.7  | 1.2 S 6 1 0 0 1 0 0 0 0 0 0 0 8 8 0.00 0.600          |                                 |                              |                                 |                              |                                 |                              |  |                              |  |                              |                                 |                              |                                 |                              |                                 |                              |                                 |                                  |                                    |                                  |        |

**San Francisco Giants @ New York Mets**  
 Shea Stadium, Flushing, NY  
 Sat May 14 1966, 3:33 AM EDT  
 Att: 32,680 - Unknown

|            |           |
|------------|-----------|
| <b>AB</b>  | <b>35</b> |
| <b>R</b>   | <b>4</b>  |
| <b>H</b>   | <b>9</b>  |
| <b>RBI</b> | <b>3</b>  |
| <b>BB</b>  | <b>2</b>  |
| <b>SO</b>  | <b>5</b>  |
| <b>LOB</b> | <b>11</b> |



| Batter  | 1                            | 2          | 3                     | 4          | 5                              | 6                              | 7                             | 8                    | 9 | AB R H RBI BB SO LOB |
|---|------------------------------|------------|-----------------------|------------|--------------------------------|--------------------------------|-------------------------------|----------------------|---|----------------------|
| Ron Hunt, R<br>OBP: 0.375, SLG: 0.405 (1, 4)        | 4-0<br>E<br>1B<br>BB         |            | 0-0<br>F9 SH3-1<br>1B |            | 0-0<br>WP SH3-4<br>FC4-2<br>1B | 4-0<br>FC4-2<br>1B<br>BB       | 0-0<br>3-H<br>1B              |                      |   | 3 3 3 2 2 0 0        |
| Eddie Bressoud, R<br>OBP: 0.270, SLG: 0.406 (1, 5)  | 0-0<br>E5<br>1B<br>1-2<br>1B |            | 0-0<br>SH3-1          |            | 0-0<br>SH3-4                   | 0-0<br>FC4-2<br>1B             | 0-3<br>K                      |                      |   | 3 2 0 0 0 1 5        |
| Johnny Lewis, L<br>OBP: 0.353, SLG: 0.386 (1, 9)    | 0-0<br>1B                    |            | 4-0<br>1B<br>BB       |            | 0-0<br>FC4-2<br>1B<br>2-H      | 0-3<br>K                       |                               | 0-0<br>1B<br>1B      |   | 2 1 1 1 1 0 1        |
| Dick Stuart, R<br>OBP: 0.208, SLG: 0.273 (6, PH)    | 1-3<br>2-H<br>1B             |            |                       |            |                                |                                |                               |                      |   | 1 0 0 0 0 1 3        |
| Billy Murphy, R<br>OBP: 0.368, SLG: 0.438 (7, 8)    |                              |            |                       |            |                                |                                |                               |                      |   | 1 0 1 0 0 0 0        |
| Cleon Jones, R<br>OBP: 0.333, SLG: 0.476 (1, 8)     | 0-0<br>1B<br>1B              |            | 0-0<br>F9             |            | 0-0<br>1B<br>S                 | 0-0<br>E<br>1B                 |                               | 0-3<br>K             |   | 5 2 3 3 0 1 3        |
| Ed Kranepool, L<br>OBP: 0.316, SLG: 0.397 (1, 3)    | 0-0<br>F7                    |            | 0-0<br>1B             |            | 4-0<br>1B<br>BB                | 0-0<br>E6<br>1B                |                               | 0-0<br>F8            |   | 4 0 2 2 1 0 2        |
| John Stephenson, L<br>OBP: 0.364, SLG: 0.364 (1, 2) | 0-0<br>1B                    |            | 0-0<br>F9             |            | 0-0<br>1B                      | 0-0<br>1-3                     |                               | 0-0<br>FC6-4<br>1B   |   | 5 0 3 2 0 0 3        |
| Ron Swoboda, R<br>OBP: 0.218, SLG: 0.220 (1, 7)     |                              | 0-0<br>5-3 |                       | 0-0<br>5-3 |                                | 0-0<br>1B<br>BB<br>1B          | 0-0<br>6-3<br>5-3<br>1B<br>1B | 0-0<br>FC6-4<br>1-2f |   | 5 2 2 0 0 0 2        |
| Roy McMillan, R<br>OBP: 0.232, SLG: 0.190 (1, 6)    |                              | 0-0<br>6-3 |                       | 0-0<br>5-3 |                                | 0-0<br>BB<br>1B<br>FC4-2<br>1B | 0-0<br>5-3                    |                      |   | 4 0 1 0 0 0 1        |
| Jack Fisher, R<br>OBP: 0.100, SLG: 0.100 (1, 1)     |                              | 0-3<br>K   |                       | 0-0<br>F8  |                                | 0-0<br>FC4-2<br>1B<br>BB<br>1B | 0-0<br>6-3                    |                      |   | 4 1 1 0 0 1 1        |
| Dick Selma, R<br>(8, 1)                             |                              |            |                       |            |                                |                                |                               | 2-3                  |   | 0 0 0 0 0 0 0        |


| Inning Stats | R: 2 | H: 3 | E: 1 | LOB: 2 | K: 0 | BB: 1 | S: 5 | P: 9 | R: 0 | H: 0 | E: 0 | LOB: 0 | K: 1 | BB: 0 | S: 5 | P: 5 | R: 1 | H: 2 | E: 0 | LOB: 2 | K: 0 | BB: 1 | S: 5 | P: 9 | R: 0 | H: 0 | E: 0 | LOB: 0 | K: 0 | BB: 0 | S: 3 | R: 2 | H: 3 | E: 0 | LOB: 1 | K: 0 | BB: 1 | S: 5 | P: 9 | R: 5 | H: 5 | E: 1 | LOB: 1 | K: 1 | BB: 1 | S: 10 | P: 14 | R: 1 | H: 2 | E: 0 | LOB: 1 | K: 1 | BB: 0 | S: 7 | P: 7 | R: 0 | H: 2 | E: 0 | LOB: 2 | K: 1 | BB: 0 | S: 7 | P: 7 |
|--------------|------|------|------|--------|------|-------|------|------|------|------|------|--------|------|-------|------|------|------|------|------|--------|------|-------|------|------|------|------|------|--------|------|-------|------|------|------|------|--------|------|-------|------|------|------|------|------|--------|------|-------|-------|-------|------|------|------|--------|------|-------|------|------|------|------|------|--------|------|-------|------|------|
|--------------|------|------|------|--------|------|-------|------|------|------|------|------|--------|------|-------|------|------|------|------|------|--------|------|-------|------|------|------|------|------|--------|------|-------|------|------|------|------|--------|------|-------|------|------|------|------|------|--------|------|-------|-------|-------|------|------|------|--------|------|-------|------|------|------|------|------|--------|------|-------|------|------|

| PITCHER                            | IP  | WLS | BF | H | R | ER | SO | BB | IBB | HBP | BLK | WP | HR | S  | P  | ERA   | WHIP  |
|------------------------------------|-----|-----|----|---|---|----|----|----|-----|-----|-----|----|----|----|----|-------|-------|
| Bobby Bolin, R<br>ERA: 2.34 (1, 1) | 3.0 | L   | 15 | 5 | 3 | 2  | 1  | 2  | 0   | 0   | 0   | 0  | 0  | 15 | 23 | 6.00  | 2.333 |
| Ron Herbel, R<br>ERA: 5.2 (4, 1)   | 2.0 |     | 13 | 6 | 6 | 6  | 0  | 2  | 0   | 0   | 0   | 1  | 0  | 11 | 19 | 27.00 | 4.000 |
| Joe Gibbon, L<br>ERA: 1.47 (6, 1)  | 1.0 |     | 5  | 2 | 1 | 0  | 1  | 0  | 0   | 0   | 0   | 0  | 0  | 7  | 7  | 0.00  | 2.000 |
| Bob Shaw, R<br>ERA: 7.08 (7, 1)    | 2.0 |     | 10 | 4 | 1 | 1  | 2  | 0  | 0   | 0   | 0   | 0  | 0  | 14 | 14 | 4.50  | 2.000 |

**BOTTOM**

**San Francisco Giants @ New York Mets**  
 Shea Stadium, Flushing, NY  
 Sat May 14 1966, 3:33 AM EDT  
 Att. 32,680 - Unknown

|            |           |
|------------|-----------|
| <b>AB</b>  | <b>37</b> |
| <b>R</b>   | <b>11</b> |
| <b>H</b>   | <b>17</b> |
| <b>RBI</b> | <b>10</b> |
| <b>BB</b>  | <b>4</b>  |
| <b>SO</b>  | <b>4</b>  |
| <b>LOB</b> | <b>21</b> |



|        |        |       |        |
|--------|--------|-------|--------|
| 1B: 17 | SF: 0  | WP: 1 | PA: 43 |
| 2B: 0  | SAC: 2 | PB: 0 |        |
| 3B: 0  | DP: 0  | SB: 1 |        |
| HR: 0  | HBP: 0 | CS: 0 |        |

livebaseballscorecards.com

| Batter  | 1   | 2   | 3   | 4   | 5   | 6   | 7   | 8   | 9   | AB R H RBI BB SO LOB                                       | TOP                                     |   |
|---|---|---|---|---|---|---|---|---|---|--|---|---|
| <b>Tito Fuentes, S</b> (1, 4)<br>OBP: 0.304, SLG: 0.372     | 0-0<br>FC6-4 BB<br>FC9-2-5<br>1B                      |   | 0-0<br>F8   |   | 0-0<br>5-3  |   |   | 0-0<br>5-3  |   | 4 0 1 0 0 0 1  |   |   |
| <b>Jim Davenport, R</b> (1, 3)<br>OBP: 0.344, SLG: 0.421    | 4-0<br>FC6-4<br>1-2<br>BB                             |   | 0-0<br>5-3  |   |   | 0-0<br>F8   |   | 0-0<br>1-3  |   | 3 0 0 0 1 0 0  |   |   |
| <b>Willie Mays, R</b> (1, 8)<br>OBP: 0.339, SLG: 0.588      | 0-0<br>FC6-4<br>1-2f<br>2-3                           |   |   | 4-0<br>G6-4-3<br>BB                                 |   | 0-0<br>F3   |   |   | 0-0<br>5-3  | 3 0 0 0 1 0 2  |   |   |
| <b>Jim Ray Hart, R</b> (1, 5)<br>OBP: 0.406, SLG: 0.575     | 0-0<br>FC9-2-5<br>3-H                                 |   |   | 0-0<br>G6-4-3<br>1-2f                               |   | 0-0<br>HR   |   |   | 0-0<br>F4   | 4 1 1 1 0 0 3  |   |   |
| <b>Jesus Alou, R</b> (1, 7)<br>OBP: 0.275, SLG: 0.337       |   | 0-0<br>F8   |   | 0-0<br>1B   |   | 0-0<br>F6   |   |   | 0-0<br>1B   | 4 0 2 0 0 0 0  |   |   |
| <b>Ollie Brown, R</b> (1, 9)<br>OBP: 0.286, SLG: 0.246      |   | 4-0<br>BB   |   | 0-3<br>K  |   |   | 0-0<br>F7   |   | 0-0<br>F9   | 3 0 0 0 1 1 2  |   |   |
| <b>Tom Haller, L</b> (1, 2)<br>OBP: 0.361, SLG: 0.489       |   | 0-3<br>K  |   |   | 4-0<br>SH5-3<br>BB                                  |   | 0-0<br>F4   |   |   | 2 0 0 0 1 1 1  |   |   |
| <b>Lindy McDaniel, R</b> (8, 1)                             |   |   |   |   |   |   |   |   |   | 0 0 0 0 0 0 0  |   |   |
| <b>Hal Lanier, R</b> (1, 6)<br>OBP: 0.250, SLG: 0.265       |   | 0-0<br>F9   |   |   | 0-0<br>SH5-3<br>1-2                                 |   | 0-0<br>F8   |   |   | 2 0 0 0 0 0 1  |   |   |
| <b>Gaylord Perry, R</b> (1, 1)<br>OBP: 0.143, SLG: 0.143    |   |   | 0-0<br>G3   |   |   | 0-0<br>F7   |   |   | 0-0<br>F7   | 1 0 0 0 0 0 0  |   |   |
| <b>Bob Priddy, R</b> (3, 1)<br>OBP: 0.091, SLG: 0.100       |   |   |   |   |   |   |   |   |   | 0 0 0 0 0 0 0  |   |   |
| <b>Cap Peterson, R</b> (5, PH)                              |   |   |   |   |   |   |   |   |   | 1 0 0 0 0 0 1  |   |   |
| <b>Joe Gibbon, R</b> (5, 1)                                 |   |   |   |   |   |   |   |   |   | 0 0 0 0 0 0 0  |   |   |
| <b>Bob Barton, R</b> (8, PH)<br>OBP: 0.240, SLG: 0.217      |   |   |   |   |   |   |   |   |   | 1 0 0 0 0 0 0  |   |   |
| <b>Inning Stats</b>   | R: 0 H: 1<br>E: 0 LOB: 1<br>K: 0 BB: 1<br>S: 3 P: 7   | R: 0 H: 0<br>E: 0 LOB: 1<br>K: 1 BB: 1<br>S: 5 P: 9 | R: 0 H: 0<br>E: 0 LOB: 0<br>K: 0 BB: 0<br>S: 3 P: 3 | R: 0 H: 1<br>E: 0 LOB: 1<br>K: 1 BB: 1<br>S: 5 P: 9 | R: 0 H: 0<br>E: 0 LOB: 1<br>K: 0 BB: 1<br>S: 3 P: 7 | R: 1 H: 1<br>E: 0 LOB: 0<br>K: 0 BB: 0<br>S: 4 P: 4 | R: 0 H: 0<br>E: 0 LOB: 0<br>K: 0 BB: 0<br>S: 3 P: 3 | R: 0 H: 0<br>E: 0 LOB: 0<br>K: 0 BB: 0<br>S: 3 P: 3 | R: 0 H: 1<br>E: 0 LOB: 1<br>K: 0 BB: 0<br>S: 4 P: 4 | 1B: 3 SF: 0<br>2B: 1 SAC: 1<br>3B: 0 DP: 2<br>HR: 1 HBP: 0 | WP: 0 PA: 33<br>PB: 0<br>SB: 0<br>CS: 0 |   |
| <b>PITCHER</b><br><b>Rob Gardner, L</b> (1, 1)<br>ERA: 2.13 | IP WLS BF H R ER SO BB IBB HBP BLK WP HR S P ERA WHIP |   |   |   |   |   |   |   |   |  |   | <b>PITCHER</b><br>IP WLS BF H R ER SO BB IBB HBP BLK WP HR S P ERA WHIP |
|   | 9.0 W 33 4 1 1 2 4 0 0 0 0 1 33 49 1.00 0.889         |   |   |   |   |   |   |   |   |  |   |   |

**San Francisco Giants @ New York Mets**  
 Shea Stadium, Flushing, NY  
 Sun May 15 1966, 3:33 AM EDT  
 Att: 55,226 - Unknown


[livebaseballscorecards.com](http://livebaseballscorecards.com)

**AB 28**  
**R 1**  
**H 4**  
**RBI 1**  
**BB 4**  
**SO 2**  
**LOB 11**



| Batter  | 1                | 2          | 3               | 4                           | 5                | 6                     | 7         | 8          | 9 |
|---|------------------|------------|-----------------|-----------------------------|------------------|-----------------------|-----------|------------|---|
| Ron Hunt, R<br>OBP: 0.387, SLG: 0.417 (1, 4)        | 0-0<br>S<br>1B   |            | 0-0<br>1B<br>1B | 0-0<br>1B<br>FC1-6<br>FC6-4 |                  | 0-0<br>G6-4-3<br>1B   |           | 0-3<br>K   |   |
| Eddie Bressoud, R<br>OBP: 0.268, SLG: 0.389 (1, 5)  | 0-3<br>K         |            | 0-0<br>F8       | 0-0<br>FC6-4<br>1B          |                  | 0-0<br>G6-4-3<br>1-2f |           |            |   |
| Johnny Lewis, L<br>OBP: 0.345, SLG: 0.375 (1, 9)    | 0-0<br>BB<br>1B  |            | 0-0<br>F8       | 0-0<br>FC6-4<br>1B          |                  | 0-0<br>F3             |           |            |   |
| Cleon Jones, R<br>OBP: 0.357, SLG: 0.485 (1, 8)     | 4-0<br>1-2<br>BB |            | 0-0<br>1B<br>1B | 0-0<br>1-2<br>1B            |                  | 0-3<br>K              |           |            |   |
| Ed Kranepool, L<br>OBP: 0.313, SLG: 0.389 (1, 3)    | 0-3<br>K         |            | 0-0<br>2B<br>1B | 0-0<br>4-3                  |                  | 0-0<br>F8             |           |            |   |
| John Stephenson, L<br>OBP: 0.400, SLG: 0.600 (1, 2) | 0-0<br>F9        |            | 0-0<br>3B<br>2B |                             | 0-3<br>K         |                       | 0-0<br>3B |            |   |
| Ron Swoboda, R<br>OBP: 0.237, SLG: 0.264 (1, 7)     |                  | 0-3<br>K   | 0-0<br>3B       |                             | 4-0<br>6-3<br>BB |                       | 0-3<br>K  |            |   |
| Roy McMillan, R<br>OBP: 0.219, SLG: 0.179 (1, 6)    |                  | 0-0<br>4-3 | 0-0<br>F9       |                             | 0-0<br>6-3       |                       | 0-3<br>K  |            |   |
| Rob Gardner, R<br>OBP: 0.231, SLG: 0.308 (1, 1)     |                  | 0-0<br>G3  |                 | 0-0<br>FC1-6<br>1B          |                  | 0-3<br>K              |           | 0-0<br>4-3 |   |

| AB | R | H | RBI | BB | SO | LOB |
|----|---|---|-----|----|----|-----|
| 5  | 3 | 3 | 0   | 0  | 1  | 1   |
| 4  | 0 | 1 | 0   | 0  | 1  | 3   |
| 4  | 0 | 1 | 2   | 0  | 0  | 2   |
| 3  | 1 | 2 | 1   | 1  | 1  | 0   |
| 4  | 1 | 1 | 1   | 0  | 1  | 4   |
| 4  | 1 | 2 | 1   | 0  | 1  | 2   |
| 3  | 0 | 1 | 1   | 1  | 2  | 1   |
| 4  | 0 | 0 | 0   | 0  | 1  | 2   |
| 4  | 0 | 1 | 0   | 0  | 1  | 1   |

| BOTTOM  |           |
|---|-----------|
| <b>AB</b>   | <b>35</b> |
| <b>R</b>  | <b>6</b>  |
| <b>H</b>  | <b>12</b> |
| <b>RBI</b>  | <b>6</b>  |
| <b>BB</b>   | <b>2</b>  |
| <b>SO</b>   | <b>9</b>  |
| <b>LOB</b>  | <b>16</b> |
|  |           |
| WP: 0   | PA: 37    |
| PB: 0   |           |
| SB: 1   |           |
| CS: 0   |           |

**San Francisco Giants @ New York Mets**  
 Shea Stadium, Flushing, NY  
 Sun May 15 1966, 3:33 AM EDT  
 Att. 55,226 - Unknown

| Inning Stats      |        | R: 1 | H: 2 | E: 0 | K: 2 | S: 9 | L: 13 |    |    |     |     |     |    |    |    |    |       |       |
|-------------------|--------|------|------|------|------|------|-------|----|----|-----|-----|-----|----|----|----|----|-------|-------|
| PITCHER           |        | IP   | WLS  | BF   | H    | R    | ER    | SO | BB | IBB | HBP | BLK | WP | HR | S  | P  | ERA   | WHIP  |
| Gaylord Perry, R  | (1, 1) | 2.2  | L    | 16   | 7    | 5    | 5     | 3  | 1  | 0   | 0   | 0   | 0  | 0  | 21 | 25 | 16.88 | 3.000 |
| Bob Priddy, R     | (3, 1) | 1.1  |      | 7    | 3    | 1    | 1     | 0  | 0  | 0   | 0   | 0   | 0  | 0  | 7  | 7  | 6.75  | 2.250 |
| Joe Gibbon, L     | (5, 1) | 3.0  |      | 11   | 2    | 0    | 0     | 4  | 1  | 0   | 0   | 0   | 0  | 0  | 18 | 22 | 0.00  | 1.000 |
| Lindy McDaniel, R | (8, 1) | 1.0  |      | 3    | 0    | 0    | 0     | 2  | 0  | 0   | 0   | 0   | 0  | 0  | 7  | 7  | 0.00  | 0.000 |

| Batter   | 1   | 2                               | 3                            | 4                               | 5                            | 6                               | 7                            | 8                               | 9                            | 10                              | 11                            | 12                               | 13                           | AB R H RBI BB SO LOB                            | TOP  |   |                              |                                  |                              |                                  |                              |                                 |                              |                                 |                                   |                                    |                                  |        |  |  |
|--|---|---------------------------------|------------------------------|---------------------------------|------------------------------|---------------------------------|------------------------------|---------------------------------|------------------------------|---------------------------------|-------------------------------|----------------------------------|------------------------------|---|--|---|------------------------------|----------------------------------|------------------------------|----------------------------------|------------------------------|---------------------------------|------------------------------|---------------------------------|-----------------------------------|------------------------------------|----------------------------------|--------|--|--|
| Tito Fuentes, S<br>OBP: 0.306, SLG: 0.361<br>(1, 4)  | 0-3<br>K  |                                 | 0-0<br>F1                    |                                 | 1-0<br>HBP                   |                                 | 0-0<br>E<br>1B               |                                 | 0-0<br>SH3-4                 |                                 | 0-0<br>F3                     |                                  | 0-0<br>F6                    | 5 1 1 0 0 1 3                                   |  |   |                              |                                  |                              |                                  |                              |                                 |                              |                                 |                                   |                                    |                                  |        |  |  |
| Jesus Alou, R<br>OBP: 0.268, SLG: 0.326<br>(1, 9)<br>(11, 7)   | 0-0<br>4-3  |                                 | 0-0<br>3-1                   |                                 | 0-3<br>K                     |                                 | 0-0<br>E4<br>1B              |                                 | 0-0<br>F9                    |                                 | 0-0<br>1B                     |                                  |                              | 6 0 1 0 0 1 4                                   |  |   |                              |                                  |                              |                                  |                              |                                 |                              |                                 |                                   |                                    |                                  |        |  |  |
| Willie McCovey, L<br>OBP: 0.391, SLG: 0.475<br>(1, 3)  | 0-0<br>1B   |                                 |                              | 0-0<br>1B                       |                              | 0-0<br>1B                       | 0-0<br>1B                    |                                 | 0-0<br>1B                    |                                 | 0-0<br>6-3                    |                                  | 0-3<br>K                     | 6 0 4 1 0 1 3                                   |  |   |                              |                                  |                              |                                  |                              |                                 |                              |                                 |                                   |                                    |                                  |        |  |  |
| Willie Mays, R<br>OBP: 0.346, SLG: 0.580<br>(1, 8)   | 0-0<br>1B   |                                 |                              | 0-0<br>F8                       |                              | 0-0<br>1B                       | 0-3<br>3-H<br>K              |                                 | 4-0<br>BB                    |                                 |                               | 0-3<br>K                         |                              | 5 0 2 0 1 2 3                                   |  |   |                              |                                  |                              |                                  |                              |                                 |                              |                                 |                                   |                                    |                                  |        |  |  |
| Jim Ray Hart, R<br>OBP: 0.396, SLG: 0.555<br>(1, 5)  | 0-3<br>K  |                                 |                              | 0-0<br>G4-6-3<br>1B             |                              | 0-0<br>F8                       |                              | 0-0<br>F5                       |                              | 0-3<br>K                        |                               | 0-0<br>6-3                       |                              | 6 0 1 0 0 2 5                                   |  |   |                              |                                  |                              |                                  |                              |                                 |                              |                                 |                                   |                                    |                                  |        |  |  |
| Tom Haller, L<br>OBP: 0.351, SLG: 0.470<br>(1, 2)  |   | 0-0<br>F4                       |                              | 0-0<br>G4-6-3<br>1B             |                              | 0-0<br>G3                       |                              | 0-0<br>G3                       |                              | 0-3<br>K                        |                               | 0-0<br>4-3                       |                              | 6 0 1 0 0 1 3                                   |  |   |                              |                                  |                              |                                  |                              |                                 |                              |                                 |                                   |                                    |                                  |        |  |  |
| Len Gabrielson, L<br>OBP: 0.296, SLG: 0.311<br>Don Landrum, L<br>OBP: 0.250, SLG: 0.243<br>Ollie Brown, R<br>OBP: 0.291, SLG: 0.254<br>(1, 7)<br>(9, 7)<br>(11, PH)<br>(11, 9) |   | 0-0<br>F7                       |                              |                                 | 0-0<br>F2                    |                                 | 0-3<br>K                     |                                 | 0-0<br>F8                    |                                 |                               |                                  | 0-3<br>K                     | 4 0 0 0 0 1 2<br>0 0 0 0 0 0 0<br>2 0 1 0 0 1 0 | AB 49<br>R 1<br>H 14<br>RBI 1<br>BB 2<br>SO 12<br>LOB 23 |   |                              |                                  |                              |                                  |                              |                                 |                              |                                 |                                   |                                    |                                  |        |  |  |
| Hal Lanier, R<br>OBP: 0.248, SLG: 0.262<br>(1, 6)  |   | 0-0<br>F6                       |                              |                                 | 0-0<br>F9                    |                                 | 0-3<br>K                     |                                 | 0-3<br>K2-3                  |                                 |                               | 0-0<br>SH5-4<br>1B               |                              | 5 0 1 0 0 2 0                                   |  |   |                              |                                  |                              |                                  |                              |                                 |                              |                                 |                                   |                                    |                                  |        |  |  |
| Juan Marichal, R<br>OBP: 0.357, SLG: 0.393<br>Cap Peterson, R<br>OBP: 0.167, SLG: 0.100<br>Frank Linzy, R<br>OBP: 0.286, SLG: 0.571<br>(1, 1)<br>(11, PH)<br>(11, 1)           |   |                                 | 0-0<br>6-3                   |                                 | 0-0<br>HBP<br>1B             |                                 | 0-0<br>F5                    |                                 | 0-0<br>SH3-4<br>1B           |                                 |                               | 4-0<br>1B<br>IBB                 |                              | 4 0 2 0 0 0 0<br>0 0 0 0 1 0 0<br>0 0 0 0 0 0 0 |  |   |                              |                                  |                              |                                  |                              |                                 |                              |                                 |                                   |                                    |                                  |        |  |  |
| <b>Inning Stats</b>  | R: 0<br>E: 0<br>K: 2<br>S: 9  | H: 2<br>LOB: 2<br>BB: 0<br>P: 9 | R: 0<br>E: 0<br>K: 0<br>S: 3 | H: 0<br>LOB: 0<br>BB: 0<br>P: 3 | R: 0<br>E: 0<br>K: 0<br>S: 3 | H: 0<br>LOB: 0<br>BB: 0<br>P: 3 | R: 0<br>E: 0<br>K: 1<br>S: 6 | H: 1<br>LOB: 2<br>BB: 0<br>P: 7 | R: 0<br>E: 0<br>K: 1<br>S: 7 | H: 3<br>LOB: 2<br>BB: 0<br>P: 7 | R: 1<br>E: 1<br>K: 2<br>S: 10 | H: 2<br>LOB: 2<br>BB: 0<br>P: 10 | R: 0<br>E: 0<br>K: 0<br>S: 3 | H: 0<br>LOB: 0<br>BB: 0<br>P: 3                 | R: 0<br>E: 0<br>K: 1<br>S: 6                             | H: 1<br>LOB: 1<br>BB: 0<br>P: 6   | R: 0<br>E: 0<br>K: 2<br>S: 7 | H: 0<br>LOB: 1<br>BB: 1<br>P: 11 | R: 0<br>E: 0<br>K: 1<br>S: 7 | H: 2<br>LOB: 3<br>BB: 1<br>P: 11 | R: 0<br>E: 0<br>K: 1<br>S: 5 | H: 0<br>LOB: 0<br>BB: 0<br>P: 5 | R: 0<br>E: 0<br>K: 1<br>S: 6 | H: 1<br>LOB: 1<br>BB: 0<br>P: 6 | 1B: 14<br>2B: 0<br>3B: 0<br>HR: 0 | SF: 0<br>SAC: 3<br>DP: 1<br>HBP: 1 | WP: 0<br>PB: 0<br>SB: 1<br>CS: 0 | PA: 55 |  |  |
| <b>PITCHER</b>   | IP<br>WLS<br>BF<br>H<br>R<br>ER<br>SO<br>BB<br>IBB<br>HBP<br>BLK<br>WP<br>HR<br>S<br>P<br>ERA<br>WHIP |                                 |                              |                                 |                              |                                 |                              |                                 |                              |                                 |                               |                                  |                              |   |  | IP<br>WLS<br>BF<br>H<br>R<br>ER<br>SO<br>BB<br>IBB<br>HBP<br>BLK<br>WP<br>HR<br>S<br>P<br>ERA<br>WHIP |                              |                                  |                              |                                  |                              |                                 |                              |                                 |                                   |                                    |                                  |        |  |  |
| Don Drysdale, R<br>ERA: 3.66<br>(1, 1)   | 9.0   | 38                              | 11                           | 1                               | 0                            | 7                               | 0                            | 0                               | 0                            | 0                               | 0                             | 0                                | 0                            | 0   | 0.00   | 1.222   |                              |                                  |                              |                                  |                              |                                 |                              |                                 |                                   |                                    |                                  |        |  |  |
| Ron Perranoski, L<br>ERA: 1.35<br>(10, 1)  | 2.0   | 10                              | 2                            | 0                               | 0                            | 3                               | 1                            | 1                               | 0                            | 0                               | 0                             | 0                                | 0                            | 0   | 0.00   | 1.500   |                              |                                  |                              |                                  |                              |                                 |                              |                                 |                                   |                                    |                                  |        |  |  |
| Phil Regan, R<br>ERA: 1.17<br>(12, 1)  | 2.0   | W 7                             | 1                            | 0                               | 0                            | 2                               | 0                            | 0                               | 0                            | 0                               | 0                             | 0                                | 0                            | 0   | 0.00   | 0.500   |                              |                                  |                              |                                  |                              |                                 |                              |                                 |                                   |                                    |                                  |        |  |  |

San Francisco Giants @ Los Angeles Dodgers  
Dodger Stadium, Los Angeles, CA  
Tue May 17 1966, 7:05 PM PDT  
Att. 53,561 - Unknown

livebaseballscorecards.com





| Batter  | 1   | 2   | 3   | 4   | 5   | 6   | 7   | 8  | 9   | AB R H RBI BB SO LOB                                       | TOP  |  |
|---|---|---|---|---|---|---|---|--|---|--|--|--|
| Tito Fuentes, S (1, 4)<br>OBP: 0.315, SLG: 0.368  | 0-0<br>E<br>1B  |   | 0-0<br>1-3  |   | 0-0<br>F8   |   |   | 0-0<br>E<br>1B                                       |   | 4 2 2 0 0 0 1  |  |  |
| Jim Davenport, R (1, 6)<br>Hal Lanier, R (5, 6)<br>OBP: 0.333, SLG: 0.407<br>OBP: 0.252, SLG: 0.266                             | 0-3<br>K  |   | 0-0<br>6-3  |   |   | 0-0<br>F9   |   | 0-0<br>E4<br>1B                                      |   | 2 0 0 0 0 1 1<br>2 1 1 1 0 0 0                             |  |  |
| Willie Mays, R (1, 8)<br>OBP: 0.343, SLG: 0.566   | 0-0<br>E5<br>1-2<br>E                                 |   | 0-3<br>K  |   |   | 0-3<br>K  |   | 4-0<br>E<br>1B                                       |   | 3 2 0 0 1 2 1  |  |  |
| Jim Ray Hart, R (1, 5)<br>OBP: 0.391, SLG: 0.545  | 0-0<br>E1<br>1-H<br>2-H                               |   |   | 0-3<br>K  |   | 0-0<br>6-3  |   | 0-0<br>E9<br>1B                                      |   | 4 0 1 1 0 1 0  |  |  |
| Cap Peterson, R (1, 3)<br>Len Gabrielson, L (8, 3)<br>OBP: 0.188, SLG: 0.143<br>OBP: 0.296, SLG: 0.311                          | 0-3<br>K  |   |   | 0-0<br>5-3  |   |   | 0-0<br>G6-3<br>1B                                   | 0-3<br>K   |   | 4 0 1 0 0 2 2<br>0 0 0 0 0 0 0                             |  |  |
| Jesus Alou, R (1, 7)<br>Bill Henry, L (8, 1)<br>Frank Linzy, R (8, 1)<br>OBP: 0.257, SLG: 0.313<br>OBP: 0.286, SLG: 0.571       | 0-0<br>F4   |   |   | 0-0<br>6-3  |   |   | 0-0<br>G6-3<br>1-2f                                 | 0-0<br>6-3   |   | 4 0 0 0 0 0 3<br>0 0 0 0 0 0 0<br>0 0 0 0 0 0 0            |  |  |
| Ollie Brown, R (1, 9)<br>OBP: 0.289, SLG: 0.253   |   | 0-3<br>K  |   |   | 0-0<br>1-3  |   | 0-0<br>F9   |  | 0-0<br>F8<br>WP<br>CS<br>1B                         | 4 0 1 0 0 1 0  | AB 33<br>R 6<br>H 7<br>RBI 2<br>BB 2<br>SO 8<br>LOB 10 |  |
| Bob Barton, R (1, 2)<br>OBP: 0.241, SLG: 0.222  |   | 0-0<br>F9   |   |   | 0-0<br>SH2-4<br>1B                                  |   |   | 0-0<br>1-3   | 0-0<br>F8   | 4 0 1 0 0 0 1  |  |  |
| Ray Sadecki, L (1, 1)<br>Lindy McDaniel, R (4, 1)<br>Don Landrum, L (8, PH)<br>OBP: 0.333, SLG: 0.667<br>OBP: 0.262, SLG: 0.237 |   | 0-0<br>G3   |   |   | 0-0<br>SH2-4<br>1-2                                 |   |   | 4-0<br>1B<br>BB                                      | 0-3<br>K<br>3-H                                     | 1 0 0 0 0 0 0<br>0 0 0 0 0 0 0<br>1 1 0 0 1 1 1            | GIANTS   |  |
| Inning Stats  | R: 2 H: 1<br>E: 2 LOB: 1<br>K: 2 BB: 0<br>S: 10 P: 10 | R: 0 H: 0<br>E: 0 LOB: 0<br>K: 1 BB: 0<br>S: 5 P: 5 | R: 0 H: 0<br>E: 0 LOB: 0<br>K: 1 BB: 0<br>S: 5 P: 5 | R: 0 H: 0<br>E: 0 LOB: 0<br>K: 1 BB: 0<br>S: 5 P: 5 | R: 0 H: 1<br>E: 0 LOB: 1<br>K: 0 BB: 0<br>S: 4 P: 4 | R: 0 H: 0<br>E: 0 LOB: 0<br>K: 1 BB: 0<br>S: 5 P: 5 | R: 0 H: 1<br>E: 0 LOB: 0<br>K: 0 BB: 0<br>S: 3 P: 3 | R: 4 H: 3<br>E: 2 LOB: 1<br>K: 1 BB: 2<br>S: 8 P: 16 | R: 0 H: 1<br>E: 0 LOB: 1<br>K: 1 BB: 0<br>S: 5 P: 5 | 1B: 7 SF: 0<br>2B: 1 SAC: 1<br>3B: 0 DP: 2<br>HR: 0 HBP: 0 | WP: 1 PA: 36<br>PB: 0<br>SB: 0<br>CS: 1                |  |
| PITCHER<br>Claude Osteen, L (1, 1)<br>ERA: 2.58<br>Joe Moeller, R (8, 1)<br>ERA: 1.42<br>Ron Perranoski, L (9, 1)<br>ERA: 1.29  | IP WLS BF H R ER SO BB IBB HBP BLK WP HR S P ERA WHIP |   |   |   |   |   |   |  |   |  |  | PITCHER<br>IP WLS BF H R ER SO BB IBB HBP BLK WP HR S P ERA WHIP |

San Francisco Giants @ Los Angeles Dodgers  
 Dodger Stadium, Los Angeles, CA  
 Wed May 18 1966, 7:05 PM PDT  
 Att: 41,726 - Unknown

livebaseballscorecards.com



| Batter  | 1  | 2  | 3    | 4               | 5   | 6 | 7   | 8                    | 9              | AB | R | H | RBI | BB | SO | LOB |
|---|----|----|------|-----------------|-----|---|-----|----------------------|----------------|----|---|---|-----|----|----|-----|
| Maury Wills, S<br>OBP: 0.341, SLG: 0.310 (1, 6)   | F9 |    | G6-3 | F7              |     |   | 1-3 |                      | G4-6-3<br>1B   | 5  | 0 | 1 | 0   | 0  | 0  | 2   |
| Jim Gilliam, S<br>OBP: 0.255, SLG: 0.234 (1, 5)   | F8 |    | 1B   |                 | 3-1 |   | 4-3 |                      | G4-6-3<br>1-2f | 5  | 0 | 1 | 0   | 0  | 0  | 1   |
| Willie Davis, L<br>OBP: 0.309, SLG: 0.383 (1, 8)  | 2B |    | F4   |                 | F8  |   |     | BB<br>G1<br>1B<br>1B |                | 4  | 1 | 2 | 0   | 0  | 0  | 1   |
| Al Ferrara, R<br>OBP: 0.367, SLG: 0.488 (1, 7)  | F8 |    |      | HR<br>1B        | BB  |   |     | K                    |                | 3  | 1 | 1 | 0   | 1  | 1  | 2   |
| Jim Lefebvre, S<br>OBP: 0.369, SLG: 0.566 (1, 4)  |    | BB |      |                 | K   |   |     | G1<br>BB<br>1B       |                | 3  | 0 | 1 | 0   | 1  | 2  | 2   |
| Ron Fairly, L<br>OBP: 0.367, SLG: 0.336 (1, 9)<br>Derrell Griffith, L (8, PR) (9, 9)  | F9 |    |      | HR              |     |   | F8  | G1<br>BB             |                | 3  | 1 | 1 | 2   | 1  | 0  | 1   |
| Wes Parker, S<br>OBP: 0.307, SLG: 0.366 (1, 3)  | F4 |    |      | 5-3<br>2B<br>1B |     |   | F7  | G1                   |                | 4  | 1 | 1 | 1   | 0  | 0  | 3   |
| Jeff Torborg, R<br>OBP: 0.333, SLG: 0.279 (1, 2)<br>John Roseboro, L (8, PH) (9, 2)   | K  |    |      | 5-3             |     |   | K   | 4-3                  |                | 3  | 0 | 0 | 0   | 0  | 2  | 2   |
| Claude Osteen, L<br>OBP: 0.217, SLG: 0.227 (8, 1)<br>Joe Moeller, R (9, 1)<br>Ron Perranoski, L<br>OBP: 1.000, SLG: 2.000 (9, PH)<br>Tommy Davis, R<br>OBP: 0.273, SLG: 0.238 |    |    |      |                 |     |   |     |                      | F7             | 1  | 0 | 2 | 1   | 0  | 1  | 0   |
|   |    |    |      |                 |     |   |     |                      |                | 0  | 0 | 0 | 0   | 0  | 0  | 0   |
|   |    |    |      |                 |     |   |     |                      |                | 0  | 0 | 0 | 0   | 0  | 0  | 0   |
|   |    |    |      |                 |     |   |     |                      |                | 1  | 0 | 0 | 0   | 0  | 0  | 0   |

| Inning Stats | R: 0 | H: 1 | E: 0 | K: 0 | S: 4 | H: 0 | LOB: 1 | BB: 0 | P: 4 | R: 0 | H: 0 | E: 0 | K: 0 | S: 5 | R: 0 | H: 2 | E: 0 | K: 0 | S: 4 | R: 3 | H: 4 | E: 0 | K: 1 | S: 9 | R: 0 | H: 0 | E: 0 | K: 1 | S: 5 | R: 0 | H: 0 | E: 0 | K: 1 | S: 5 | R: 0 | H: 0 | E: 0 | K: 1 | S: 5 | R: 1 | H: 2 | E: 0 | K: 1 | S: 7 | R: 0 | H: 1 | E: 0 | K: 0 | S: 3 | 1B: 7 | 2B: 2 | 3B: 0 | HR: 1 | SF: 0 | SAC: 0 | DP: 2 | HBP: 0 | WP: 0 | PB: 0 | SB: 0 | CS: 0 | PA: 38 |
|--------------|------|------|------|------|------|------|--------|-------|------|------|------|------|------|------|------|------|------|------|------|------|------|------|------|------|------|------|------|------|------|------|------|------|------|------|------|------|------|------|------|------|------|------|------|------|------|------|------|------|------|-------|-------|-------|-------|-------|--------|-------|--------|-------|-------|-------|-------|--------|
|--------------|------|------|------|------|------|------|--------|-------|------|------|------|------|------|------|------|------|------|------|------|------|------|------|------|------|------|------|------|------|------|------|------|------|------|------|------|------|------|------|------|------|------|------|------|------|------|------|------|------|------|-------|-------|-------|-------|-------|--------|-------|--------|-------|-------|-------|-------|--------|

| PITCHER                               | IP  | WLS | BF | H | R | ER | SO | BB | IBB | HBP | BLK | WP | HR | S  | P  | ERA   | WHIP  |
|---------------------------------------|-----|-----|----|---|---|----|----|----|-----|-----|-----|----|----|----|----|-------|-------|
| Ray Sadecki, L (1, 1)<br>ERA: 2.45    | 3.2 |     | 18 | 7 | 3 | 3  | 2  | 1  | 0   | 0   | 0   | 0  | 1  | 21 | 25 | 7.36  | 2.182 |
| Lindy McDaniel, R (4, 1)<br>ERA: 3.16 | 3.1 | W   | 11 | 0 | 0 | 0  | 3  | 1  | 0   | 0   | 0   | 0  | 0  | 16 | 20 | 0.00  | 0.300 |
| Bill Henry, L (8, 1)<br>ERA: 2.7      | 0.1 |     | 4  | 2 | 1 | 1  | 1  | 1  | 0   | 0   | 0   | 0  | 0  | 5  | 9  | 27.00 | 9.000 |
| Frank Linzy, R (8, 1)<br>ERA: 2.15    | 1.2 | S   | 5  | 1 | 0 | 0  | 0  | 0  | 0   | 0   | 0   | 0  | 0  | 5  | 5  | 0.00  | 0.600 |


BOTTOM

San Francisco Giants @ Los Angeles Dodgers  
 Dodger Stadium, Los Angeles, CA  
 Wed May 18 1966, 7:05 PM PDT  
 Att. 41,726 - Unknown

livebaseballscorecards.com

|     |    |
|-----|----|
| AB  | 35 |
| R   | 4  |
| H   | 10 |
| RBI | 4  |
| BB  | 3  |
| SO  | 6  |
| LOB | 17 |



| Batter  | 1   | 2                               | 3                            | 4                               | 5                            | 6                               | 7                            | 8                                | 9                            | AB R H RBI BB SO LOB            | TOP  |                                 |  |                                 |                              |                                 |                              |                                 |                                  |                                    |                                  |        |    |     |   |
|---|---|---------------------------------|------------------------------|---------------------------------|------------------------------|---------------------------------|------------------------------|----------------------------------|------------------------------|---------------------------------|--|---------------------------------|--|---------------------------------|------------------------------|---------------------------------|------------------------------|---------------------------------|----------------------------------|------------------------------------|----------------------------------|--------|----|-----|---|
| Tito Fuentes, S (1, 4)<br>OBP: 0.312, SLG: 0.363      | 0-0<br>F7   |                                 | 0-0<br>1B                    |                                 | 0-3<br>K                     |                                 |                              | 0-3<br>K                         |                              | 4 0 1 0 0 2 1                   | <p>San Francisco Giants @ Los Angeles Dodgers<br/>Dodger Stadium, Los Angeles, CA</p> <p>Thu May 19 1966, 7:05 PM PDT<br/>Att. 49,409 - Unknown</p> <p>livebaseballscorecards.com</p> <table border="1"> <tr><td>AB</td><td>29</td></tr> <tr><td>R</td><td>0</td></tr> <tr><td>H</td><td>3</td></tr> <tr><td>RBI</td><td>0</td></tr> <tr><td>BB</td><td>2</td></tr> <tr><td>SO</td><td>10</td></tr> <tr><td>LOB</td><td>8</td></tr> </table>  | AB                              | 29   | R                               | 0                            | H                               | 3                            | RBI                             | 0                                | BB                                 | 2                                | SO     | 10 | LOB | 8 |
| AB  | 29  |                                 |                              |                                 |                              |                                 |                              |                                  |                              |                                 |  |                                 |  |                                 |                              |                                 |                              |                                 |                                  |                                    |                                  |        |    |     |   |
| R   | 0   |                                 |                              |                                 |                              |                                 |                              |                                  |                              |                                 |  |                                 |  |                                 |                              |                                 |                              |                                 |                                  |                                    |                                  |        |    |     |   |
| H   | 3   |                                 |                              |                                 |                              |                                 |                              |                                  |                              |                                 |  |                                 |  |                                 |                              |                                 |                              |                                 |                                  |                                    |                                  |        |    |     |   |
| RBI   | 0   |                                 |                              |                                 |                              |                                 |                              |                                  |                              |                                 |  |                                 |  |                                 |                              |                                 |                              |                                 |                                  |                                    |                                  |        |    |     |   |
| BB  | 2   |                                 |                              |                                 |                              |                                 |                              |                                  |                              |                                 |  |                                 |  |                                 |                              |                                 |                              |                                 |                                  |                                    |                                  |        |    |     |   |
| SO  | 10  |                                 |                              |                                 |                              |                                 |                              |                                  |                              |                                 |  |                                 |  |                                 |                              |                                 |                              |                                 |                                  |                                    |                                  |        |    |     |   |
| LOB   | 8   |                                 |                              |                                 |                              |                                 |                              |                                  |                              |                                 |  |                                 |  |                                 |                              |                                 |                              |                                 |                                  |                                    |                                  |        |    |     |   |
| Jesus Alou, R (1, 7)<br>OBP: 0.257, SLG: 0.311        | 0-0<br>1B   |                                 | 0-0<br>G3                    |                                 |                              | 0-0<br>4-3                      |                              | 0-3<br>K2-3                      | 4 0 1 0 0 1 1                |                                 |  |                                 |  |                                 |                              |                                 |                              |                                 |                                  |                                    |                                  |        |    |     |   |
| Willie Mays, R (1, 8)<br>OBP: 0.348, SLG: 0.556       | 4-0<br>1-2<br>BB  |                                 |                              | 4-0<br>BB                       |                              | 0-0<br>5-3                      |                              | 0-0<br>6-3                       | 2 0 0 0 2 0 0                |                                 |  |                                 |  |                                 |                              |                                 |                              |                                 |                                  |                                    |                                  |        |    |     |   |
| Jim Ray Hart, R (1, 5)<br>OBP: 0.380, SLG: 0.528      | 0-0<br>G6-4-3<br>1-2f   |                                 |                              | 0-3<br>1-2<br>K                 |                              | 0-0<br>4-3                      |                              | 0-0<br>4-3                       | 4 0 0 0 0 1 3                |                                 |  |                                 |  |                                 |                              |                                 |                              |                                 |                                  |                                    |                                  |        |    |     |   |
| Cap Peterson, R (1, 3)<br>OBP: 0.158, SLG: 0.118      |   | 0-0<br>F8                       |                              | 0-0<br>F2                       |                              |                                 | 0-0<br>L8                    |                                  | 3 0 0 0 0 0 1                |                                 |  |                                 |  |                                 |                              |                                 |                              |                                 |                                  |                                    |                                  |        |    |     |   |
| Bob Barton, R (1, 2)<br>OBP: 0.219, SLG: 0.200        |   | 0-3<br>K                        |                              | 0-3<br>K                        |                              |                                 | 0-0<br>F2                    |                                  | 3 0 0 0 0 2 1                |                                 |  |                                 |  |                                 |                              |                                 |                              |                                 |                                  |                                    |                                  |        |    |     |   |
| Ollie Brown, R (1, 9)<br>OBP: 0.279, SLG: 0.244       |   | 0-3<br>K                        |                              |                                 | 0-0<br>P4                    |                                 | 0-3<br>K                     |                                  | 3 0 0 0 0 2 0                |                                 |  |                                 |  |                                 |                              |                                 |                              |                                 |                                  |                                    |                                  |        |    |     |   |
| Hal Lanier, R (1, 6)<br>OBP: 0.254, SLG: 0.268        |   |                                 | 0-0<br>F8                    |                                 | 0-0<br>1B                    |                                 | 0-3<br>K                     |                                  | 3 0 1 0 0 1 0                |                                 |  |                                 |  |                                 |                              |                                 |                              |                                 |                                  |                                    |                                  |        |    |     |   |
| Joe Gibbon, R (1, 1)                                  |   |                                 | 0-3<br>K                     |                                 | 0-0<br>FC1-8-6               |                                 | 0-0<br>L9                    |                                  | 1 0 0 0 0 1 0                |                                 |  |                                 |  |                                 |                              |                                 |                              |                                 |                                  |                                    |                                  |        |    |     |   |
| Bob Priddy, R (4, 1)                                  |   |                                 |                              |                                 |                              |                                 |                              |                                  | 1 0 0 0 0 0 1                |                                 |  |                                 |  |                                 |                              |                                 |                              |                                 |                                  |                                    |                                  |        |    |     |   |
| Jim Davenport, R (8, PH)<br>OBP: 0.328, SLG: 0.400    |   |                                 |                              |                                 |                              |                                 |                              |                                  | 1 0 0 0 0 0 0                |                                 |  |                                 |  |                                 |                              |                                 |                              |                                 |                                  |                                    |                                  |        |    |     |   |
| Bob Shaw, R (8, 1)                                    |   |                                 |                              |                                 |                              |                                 |                              |                                  | 0 0 0 0 0 0 0                |                                 |  |                                 |  |                                 |                              |                                 |                              |                                 |                                  |                                    |                                  |        |    |     |   |
| <b>Inning Stats</b>                                   | R: 0<br>E: 0<br>K: 0<br>S: 3  | H: 1<br>LOB: 1<br>BB: 1<br>P: 7 | R: 0<br>E: 0<br>K: 2<br>S: 7 | H: 0<br>LOB: 0<br>BB: 0<br>P: 7 | R: 0<br>E: 0<br>K: 1<br>S: 6 | H: 1<br>LOB: 1<br>BB: 0<br>P: 6 | R: 0<br>E: 0<br>K: 2<br>S: 7 | H: 0<br>LOB: 1<br>BB: 1<br>P: 11 | R: 0<br>E: 0<br>K: 1<br>S: 6 | H: 1<br>LOB: 1<br>BB: 0<br>P: 6 | R: 0<br>E: 0<br>K: 0<br>S: 3   | H: 0<br>LOB: 0<br>BB: 0<br>P: 3 | R: 0<br>E: 0<br>K: 1<br>S: 5   | H: 0<br>LOB: 0<br>BB: 0<br>P: 5 | R: 0<br>E: 0<br>K: 2<br>S: 7 | H: 0<br>LOB: 0<br>BB: 0<br>P: 7 | R: 0<br>E: 0<br>K: 1<br>S: 5 | H: 0<br>LOB: 0<br>BB: 0<br>P: 5 | 1B: 3<br>2B: 0<br>3B: 0<br>HR: 0 | SF: 0<br>SAC: 0<br>DP: 1<br>HBP: 0 | WP: 0<br>PB: 0<br>SB: 1<br>CS: 0 | PA: 31 |    |     |   |
| <b>PITCHER</b><br>Sandy Koufax, L (1, 1)<br>ERA: 1.82 | IP: 9.0<br>WLS: W<br>BF: 31<br>H: 3<br>R: 0<br>ER: 0<br>SO: 10<br>BB: 2<br>IBB: 0<br>HBP: 0<br>BLK: 0<br>WP: 0<br>HR: 0<br>S: 49<br>P: 57<br>ERA: 0.00<br>WHIP: 0.556 |                                 |                              |                                 |                              |                                 |                              |                                  |                              |                                 |  | <b>PITCHER</b>                  | IP: WLS: BF: H: R: ER: SO: BB: IBB: HBP: BLK: WP: HR: S: P: ERA: WHIP: |                                 |                              |                                 |                              |                                 |                                  |                                    |                                  |        |    |     |   |





| Batter  | 1          | 2       | 3       | 4           | 5       | 6       | 7 | 8 | 9               | AB R H RBI BB SO LOB                            |
|---|------------|---------|---------|-------------|---------|---------|---|---|-----------------|---|
| Tito Fuentes, S (1, 4)<br>Hal Lanier, R (2, 4)<br>Cap Peterson, R (9, PH)<br>OBP: 0.309, SLG: 0.359<br>OBP: 0.248, SLG: 0.261<br>OBP: 0.200, SLG: 0.222     | 0-0 F6     |         | 0-0 F6  |             | 0-0 F7  | 0-0 4-3 |   |   | 0-0 2B          | 1 0 0 0 0 0 0<br>3 0 0 0 0 0 1<br>1 0 1 0 0 0 0 |
| Tom Haller, L (1, 2)<br>Bob Barton, R (9, PH)<br>OBP: 0.339, SLG: 0.452<br>OBP: 0.212, SLG: 0.194   | 0-0 3-1    |         | 0-0 2-1 |             | 0-3 K   |         |   |   | 0-0 F8          | 4 0 0 0 0 1 0<br>1 0 0 0 0 0 1                  |
| Willie Mays, R (1, 8)<br>OBP: 0.349, SLG: 0.547   | 4-0 WP BB  |         | 0-0 6-3 |             | 0-0 1B  |         |   |   | 0-3 K           | 4 0 1 0 1 1 1                                   |
| Willie McCovey, L (1, 3)<br>OBP: 0.396, SLG: 0.470  | 4-0 1-2 BB |         |         | 0-0 1B E 1B | 0-0 4-3 |         |   |   |                 | 3 1 1 0 1 1 1                                   |
| Jim Ray Hart, R (1, 5)<br>OBP: 0.390, SLG: 0.580  | 0-0 F2     |         |         | 0-0 1B E 1B |         | 0-0 HR  |   |   |                 | 4 3 3 2 0 0 2                                   |
| Jim Davenport, R (1, 6)<br>OBP: 0.324, SLG: 0.381   |            | 0-0 5-3 |         | 0-0 F5      |         | 0-3 K   |   |   | 4-0 G6-4-3 BB   | 3 0 0 0 1 1 1                                   |
| Jesus Alou, R (1, 7)<br>Len Gabrielson, L (8, PH) (9, 7)<br>OBP: 0.250, SLG: 0.302<br>OBP: 0.292, SLG: 0.306  |            | 0-0 4-3 |         | 0-0 4-3     |         | 0-0 5-3 |   |   | 0-0 F2          | 3 0 0 0 0 0 1<br>1 0 0 0 0 0 1                  |
| Ollie Brown, R (1, 9)<br>OBP: 0.289, SLG: 0.293   |            | 0-0 1B  |         | 0-0 E6      |         | 0-0 HR  |   |   | 0-0 G6-4-3 1-2f | 4 1 2 1 0 0 1                                   |
| Gaylord Perry, R (1, 1)<br>Lindy McDaniel, R (6, 1)<br>Don Landrum, L (9, PH)<br>OBP: 0.125, SLG: 0.125<br>OBP: 0.200, SLG: 0.200<br>OBP: 0.256, SLG: 0.231 |            | 0-0 G3  |         | 0-0 3-1     |         | 0-0 1B  |   |   | 0-0 4-3         | 2 0 0 0 0 0 2<br>1 0 1 0 0 0 0<br>1 0 0 0 0 0 0 |

**BOTTOM**

**New York Mets @ San Francisco Giants**  
Candlestick Park, San Francisco, CA

Fri May 20 1966, 10:05 PM EDT  
Att. 15,541 - Unknown

[livebaseballscorecards.com](http://livebaseballscorecards.com)

|            |           |
|------------|-----------|
| <b>AB</b>  | <b>36</b> |
| <b>R</b>   | <b>5</b>  |
| <b>H</b>   | <b>9</b>  |
| <b>RBI</b> | <b>3</b>  |
| <b>BB</b>  | <b>3</b>  |
| <b>SO</b>  | <b>4</b>  |
| <b>LOB</b> | <b>12</b> |



| Inning Stats | R: 0 | H: 0 | E: 0 | K: 3 | S: 3 | R: 0 | H: 1 | E: 0 | K: 0 | S: 4 | R: 0 | H: 0 | E: 0 | K: 0 | S: 3 | R: 2 | H: 2 | E: 2 | K: 0 | S: 6 | R: 0 | H: 1 | E: 0 | K: 1 | S: 6 | R: 2 | H: 3 | E: 0 | K: 1 | S: 8 | R: 0 | H: 0 | E: 0 | K: 1 | S: 5 | R: 1 | H: 1 | E: 0 | K: 0 | S: 3 | R: 0 | H: 1 | E: 0 | K: 1 | S: 6 | 1B: 5 | SF: 0 | 3B: 0 | HR: 3 | WP: 1 | PA: 39 |
|--------------|------|------|------|------|------|------|------|------|------|------|------|------|------|------|------|------|------|------|------|------|------|------|------|------|------|------|------|------|------|------|------|------|------|------|------|------|------|------|------|------|------|------|------|------|------|-------|-------|-------|-------|-------|--------|
|--------------|------|------|------|------|------|------|------|------|------|------|------|------|------|------|------|------|------|------|------|------|------|------|------|------|------|------|------|------|------|------|------|------|------|------|------|------|------|------|------|------|------|------|------|------|------|-------|-------|-------|-------|-------|--------|

| PITCHER                                  | IP  | WLS | BF | H | R | ER | SO | BB | IBB | HBP | BLK | WP | HR | S  | P  | ERA  | WHIP  |
|--|-----|-----|----|---|---|----|----|----|-----|-----|-----|----|----|----|----|------|-------|
| Jack Fisher, R (1, 1)<br>ERA: 4.66       | 5.2 |     | 27 | 7 | 4 | 2  | 2  | 2  | 0   | 0   | 0   | 1  | 2  | 29 | 37 | 3.18 | 1.588 |
| Dick Selma, R (6, 1)<br>ERA: 2.95        | 2.2 | W   | 10 | 2 | 1 | 1  | 1  | 1  | 0   | 0   | 0   | 0  | 1  | 11 | 15 | 3.38 | 1.125 |
| Gordie Richardson, L (9, 1)<br>ERA: 4.22 | 0.1 |     | 1  | 0 | 0 | 0  | 0  | 0  | 0   | 0   | 0   | 0  | 0  | 1  | 1  | 0.00 | 0.000 |
| Dennis Ribant, R (9, 1)<br>ERA: 1.64     | 0.1 | S   | 1  | 0 | 0 | 0  | 1  | 0  | 0   | 0   | 0   | 0  | 0  | 3  | 3  | 0.00 | 0.000 |

| Batter   | 1   | 2   | 3                                    | 4                               | 5                                   | 6                                | 7                                    | 8                               | 9                            | AB R H RBI BB SO LOB            | TOP   |                                 |                              |                                 |                              |                                 |                                   |                                    |                                  |         |    |     |    |   |   |    |    |    |     |     |     |    |    |   |   |     |      |                                    |     |  |   |   |   |   |   |   |   |   |   |   |   |   |   |       |       |                                   |     |   |    |   |   |   |   |   |   |   |   |   |   |    |    |      |       |                                   |     |  |   |   |   |   |   |   |   |   |   |   |   |   |   |      |       |                                    |     |   |    |   |   |   |   |   |   |   |   |   |   |    |    |      |       |
|--|---|---|--------------------------------------|---------------------------------|-------------------------------------|----------------------------------|--------------------------------------|---------------------------------|------------------------------|---------------------------------|---|---------------------------------|------------------------------|---------------------------------|------------------------------|---------------------------------|-----------------------------------|------------------------------------|----------------------------------|---------|----|-----|----|---|---|----|----|----|-----|-----|-----|----|----|---|---|-----|------|------------------------------------|-----|--|---|---|---|---|---|---|---|---|---|---|---|---|---|-------|-------|-----------------------------------|-----|---|----|---|---|---|---|---|---|---|---|---|---|----|----|------|-------|-----------------------------------|-----|--|---|---|---|---|---|---|---|---|---|---|---|---|---|------|-------|------------------------------------|-----|---|----|---|---|---|---|---|---|---|---|---|---|----|----|------|-------|
| Ron Hunt, R (1, 4)<br>OBP: 0.418, SLG: 0.459   | 0-0<br>1B<br>1B   | H<br>1-0<br>CS<br>HBP   |                                      |                                 | X<br>0-0<br>HBP<br>1B               |                                  | X<br>0-0<br>FC6-4<br>1B              |                                 |                              | 3 1 3 0 0 0 0                   | <b>New York Mets @ San Francisco Giants</b><br>Candlestick Park, San Francisco, CA<br>Sat May 21 1966, 6:33 AM EDT<br>Att: 17,801 - Unknown |                                 |                              |                                 |                              |                                 |                                   |                                    |                                  |         |    |     |    |   |   |    |    |    |     |     |     |    |    |   |   |     |      |                                    |     |  |   |   |   |   |   |   |   |   |   |   |   |   |   |       |       |                                   |     |   |    |   |   |   |   |   |   |   |   |   |   |    |    |      |       |                                   |     |  |   |   |   |   |   |   |   |   |   |   |   |   |   |      |       |                                    |     |   |    |   |   |   |   |   |   |   |   |   |   |    |    |      |       |
| Cleon Jones, R (1, 8)<br>OBP: 0.337, SLG: 0.432  | 0-0<br>1B<br>1-2<br>WP<br>1B  | 0-0<br>CS<br>1-2  | 0-0<br>S<br>1B                       |                                 | H<br>1-0<br>G5-3<br>HBP<br>1B       |                                  | X<br>0-0<br>FC6-4<br>1-2f            |                                 |                              | 3 1 2 0 0 0 1                   |   |                                 |                              |                                 |                              |                                 |                                   |                                    |                                  |         |    |     |    |   |   |    |    |    |     |     |     |    |    |   |   |     |      |                                    |     |  |   |   |   |   |   |   |   |   |   |   |   |   |   |       |       |                                   |     |   |    |   |   |   |   |   |   |   |   |   |   |    |    |      |       |                                   |     |  |   |   |   |   |   |   |   |   |   |   |   |   |   |      |       |                                    |     |   |    |   |   |   |   |   |   |   |   |   |   |    |    |      |       |
| Johnny Lewis, L (1, 9)<br>OBP: 0.324, SLG: 0.344   | 0-3<br>K<br>S<br>S  |   | 0-3<br>K<br>S<br>S                   |                                 | 0-3<br>K<br>S<br>S                  |                                  | X<br>0-0<br>4-3<br>S<br>S            |                                 |                              | 4 0 0 0 0 3 6                   |   |                                 |                              |                                 |                              |                                 |                                   |                                    |                                  |         |    |     |    |   |   |    |    |    |     |     |     |    |    |   |   |     |      |                                    |     |  |   |   |   |   |   |   |   |   |   |   |   |   |   |       |       |                                   |     |   |    |   |   |   |   |   |   |   |   |   |   |    |    |      |       |                                   |     |  |   |   |   |   |   |   |   |   |   |   |   |   |   |      |       |                                    |     |   |    |   |   |   |   |   |   |   |   |   |   |    |    |      |       |
| Dick Stuart, R (1, 3)<br>OBP: 0.278, SLG: 0.303  | 0-0<br>E<br>1-3<br>2-H<br>WP<br>1B  |   | X<br>0-0<br>F7<br>1-2                |                                 | X<br>0-0<br>G5-3<br>1-2f            |                                  | S<br>S<br>0-3<br>K<br>S<br>S         |                                 |                              | 4 1 1 1 0 1 3                   |   |                                 |                              |                                 |                              |                                 |                                   |                                    |                                  |         |    |     |    |   |   |    |    |    |     |     |     |    |    |   |   |     |      |                                    |     |  |   |   |   |   |   |   |   |   |   |   |   |   |   |       |       |                                   |     |   |    |   |   |   |   |   |   |   |   |   |   |    |    |      |       |                                   |     |  |   |   |   |   |   |   |   |   |   |   |   |   |   |      |       |                                    |     |   |    |   |   |   |   |   |   |   |   |   |   |    |    |      |       |
| Ed Kranepool, L (1, 7)<br>OBP: 0.303, SLG: 0.368<br>Billy Murphy, R (8, PR)<br>OBP: 0.350, SLG: 0.412 (8, 7) | 0-0<br>F7<br>1-3<br>3-H   |   | X<br>0-0<br>F9<br>S<br>S             |                                 | X<br>0-0<br>1-3<br>B<br>B<br>B<br>B |                                  | X<br>0-0<br>G6-4-3<br>1B<br>1-2f     |                                 |                              | 4 0 1 0 0 0 2<br>0 0 0 0 0 0 0  |   |                                 |                              |                                 |                              |                                 |                                   |                                    |                                  |         |    |     |    |   |   |    |    |    |     |     |     |    |    |   |   |     |      |                                    |     |  |   |   |   |   |   |   |   |   |   |   |   |   |   |       |       |                                   |     |   |    |   |   |   |   |   |   |   |   |   |   |    |    |      |       |                                   |     |  |   |   |   |   |   |   |   |   |   |   |   |   |   |      |       |                                    |     |   |    |   |   |   |   |   |   |   |   |   |   |    |    |      |       |
| John Stephenson, L (1, 2)<br>OBP: 0.444, SLG: 0.538  | 0-0<br>1B<br>3-H  |   | X<br>0-0<br>G1-6-3<br>1B<br>S<br>S   |                                 | X<br>0-0<br>1B<br>BB<br>S<br>S      |                                  | X<br>0-0<br>G6-4-3<br>1-2f<br>S<br>S |                                 |                              | 3 0 2 1 1 0 1                   |   |                                 |                              |                                 |                              |                                 |                                   |                                    |                                  |         |    |     |    |   |   |    |    |    |     |     |     |    |    |   |   |     |      |                                    |     |  |   |   |   |   |   |   |   |   |   |   |   |   |   |       |       |                                   |     |   |    |   |   |   |   |   |   |   |   |   |   |    |    |      |       |                                   |     |  |   |   |   |   |   |   |   |   |   |   |   |   |   |      |       |                                    |     |   |    |   |   |   |   |   |   |   |   |   |   |    |    |      |       |
| Chuck Hiller, L (1, 5)<br>OBP: 0.409, SLG: 0.381   | 0-0<br>G3<br>S<br>S   |   | X<br>0-0<br>G1-6-3<br>1-2f<br>S<br>S |                                 | X<br>0-0<br>L4-3<br>1B<br>S<br>S    |                                  | X<br>0-0<br>5-3<br>S<br>S            |                                 |                              | 4 0 1 0 0 0 2                   |   |                                 |                              |                                 |                              |                                 |                                   |                                    |                                  |         |    |     |    |   |   |    |    |    |     |     |     |    |    |   |   |     |      |                                    |     |  |   |   |   |   |   |   |   |   |   |   |   |   |   |       |       |                                   |     |   |    |   |   |   |   |   |   |   |   |   |   |    |    |      |       |                                   |     |  |   |   |   |   |   |   |   |   |   |   |   |   |   |      |       |                                    |     |   |    |   |   |   |   |   |   |   |   |   |   |    |    |      |       |
| Roy McMillan, R (1, 6)<br>OBP: 0.214, SLG: 0.179<br>Al Luplow, L (9, PH)<br>OBP: 0.281, SLG: 0.267           |   | X<br>0-0<br>F4<br>S<br>S  |                                      | X<br>0-0<br>1B<br>S<br>S        |                                     | X<br>0-0<br>L4-3<br>1B<br>S<br>S |                                      | X<br>0-3<br>K<br>S<br>S         |                              | 3 0 1 0 0 0 2<br>1 0 0 0 0 1 0  |   |                                 |                              |                                 |                              |                                 |                                   |                                    |                                  |         |    |     |    |   |   |    |    |    |     |     |     |    |    |   |   |     |      |                                    |     |  |   |   |   |   |   |   |   |   |   |   |   |   |   |       |       |                                   |     |   |    |   |   |   |   |   |   |   |   |   |   |    |    |      |       |                                   |     |  |   |   |   |   |   |   |   |   |   |   |   |   |   |      |       |                                    |     |   |    |   |   |   |   |   |   |   |   |   |   |    |    |      |       |
| Rob Gardner, R (1, 1)<br>OBP: 0.188, SLG: 0.250<br>Ron Swoboda, R (9, PH)<br>OBP: 0.238, SLG: 0.263          |   | X<br>0-0<br>F8<br>S<br>S  |                                      | X<br>0-3<br>K<br>S<br>S         |                                     | X<br>0-0<br>6-3<br>S<br>S        |                                      | X<br>0-0<br>6-3<br>S<br>S       |                              | 3 0 0 0 0 1 1<br>1 0 0 0 0 0 0  |   |                                 |                              |                                 |                              |                                 |                                   |                                    |                                  |         |    |     |    |   |   |    |    |    |     |     |     |    |    |   |   |     |      |                                    |     |  |   |   |   |   |   |   |   |   |   |   |   |   |   |       |       |                                   |     |   |    |   |   |   |   |   |   |   |   |   |   |    |    |      |       |                                   |     |  |   |   |   |   |   |   |   |   |   |   |   |   |   |      |       |                                    |     |   |    |   |   |   |   |   |   |   |   |   |   |    |    |      |       |
| <b>Inning Stats</b>  | R: 3<br>E: 1<br>K: 1<br>S: 9  | H: 4<br>LOB: 1<br>BB: 0<br>P: 9   | R: 0<br>E: 0<br>K: 0<br>S: 2         | H: 0<br>LOB: 0<br>BB: 0<br>P: 3 | R: 0<br>E: 0<br>K: 1<br>S: 6        | H: 1<br>LOB: 1<br>BB: 0<br>P: 6  | R: 0<br>E: 0<br>K: 1<br>S: 5         | H: 2<br>LOB: 1<br>BB: 0<br>P: 6 | R: 0<br>E: 0<br>K: 1<br>S: 3 | H: 1<br>LOB: 1<br>BB: 1<br>P: 7 | R: 0<br>E: 0<br>K: 0<br>S: 4  | H: 1<br>LOB: 1<br>BB: 0<br>P: 4 | R: 0<br>E: 0<br>K: 1<br>S: 5 | H: 1<br>LOB: 1<br>BB: 0<br>P: 5 | R: 0<br>E: 0<br>K: 1<br>S: 5 | H: 0<br>LOB: 0<br>BB: 0<br>P: 5 | 1B: 11<br>2B: 1<br>3B: 0<br>HR: 0 | SF: 0<br>SAC: 0<br>DP: 4<br>HBP: 2 | WP: 1<br>PB: 0<br>SB: 1<br>CS: 1 | PA: 37  |    |     |    |   |   |    |    |    |     |     |     |    |    |   |   |     |      |                                    |     |  |   |   |   |   |   |   |   |   |   |   |   |   |   |       |       |                                   |     |   |    |   |   |   |   |   |   |   |   |   |   |    |    |      |       |                                   |     |  |   |   |   |   |   |   |   |   |   |   |   |   |   |      |       |                                    |     |   |    |   |   |   |   |   |   |   |   |   |   |    |    |      |       |
| <b>PITCHER</b>   | IP<br>WLS<br>BF<br>H<br>R<br>ER<br>SO<br>BB<br>IBB<br>HBP<br>BLK<br>WP<br>HR<br>S<br>P<br>ERA<br>WHIP | <table border="1"> <thead> <tr> <th>PITCHER</th> <th>IP</th> <th>WLS</th> <th>BF</th> <th>H</th> <th>R</th> <th>ER</th> <th>SO</th> <th>BB</th> <th>IBB</th> <th>HBP</th> <th>BLK</th> <th>WP</th> <th>HR</th> <th>S</th> <th>P</th> <th>ERA</th> <th>WHIP</th> </tr> </thead> <tbody> <tr> <td>Bobby Bolin, R (1, 1)<br/>ERA: 2.66</td> <td>0.2</td> <td></td> <td>6</td> <td>4</td> <td>3</td> <td>2</td> <td>1</td> <td>0</td> <td>0</td> <td>0</td> <td>0</td> <td>1</td> <td>0</td> <td>8</td> <td>8</td> <td>27.00</td> <td>6.000</td> </tr> <tr> <td>Bob Priddy, R (1, 1)<br/>ERA: 1.77</td> <td>4.1</td> <td>W</td> <td>16</td> <td>4</td> <td>0</td> <td>0</td> <td>3</td> <td>0</td> <td>0</td> <td>2</td> <td>0</td> <td>0</td> <td>0</td> <td>20</td> <td>22</td> <td>0.00</td> <td>0.923</td> </tr> <tr> <td>Joe Gibbon, L (6, 1)<br/>ERA: 1.82</td> <td>0.1</td> <td></td> <td>3</td> <td>1</td> <td>0</td> <td>0</td> <td>0</td> <td>1</td> <td>0</td> <td>0</td> <td>0</td> <td>0</td> <td>0</td> <td>2</td> <td>6</td> <td>0.00</td> <td>6.000</td> </tr> <tr> <td>Frank Linzy, R (6, 1)<br/>ERA: 1.91</td> <td>3.2</td> <td>S</td> <td>11</td> <td>2</td> <td>0</td> <td>0</td> <td>2</td> <td>0</td> <td>0</td> <td>0</td> <td>0</td> <td>0</td> <td>0</td> <td>15</td> <td>15</td> <td>0.00</td> <td>0.545</td> </tr> </tbody> </table> |                                      |                                 |                                     |                                  |                                      |                                 |                              |                                 |   |                                 |                              |                                 |                              |                                 |                                   |                                    |                                  | PITCHER | IP | WLS | BF | H | R | ER | SO | BB | IBB | HBP | BLK | WP | HR | S | P | ERA | WHIP | Bobby Bolin, R (1, 1)<br>ERA: 2.66 | 0.2 |  | 6 | 4 | 3 | 2 | 1 | 0 | 0 | 0 | 0 | 1 | 0 | 8 | 8 | 27.00 | 6.000 | Bob Priddy, R (1, 1)<br>ERA: 1.77 | 4.1 | W | 16 | 4 | 0 | 0 | 3 | 0 | 0 | 2 | 0 | 0 | 0 | 20 | 22 | 0.00 | 0.923 | Joe Gibbon, L (6, 1)<br>ERA: 1.82 | 0.1 |  | 3 | 1 | 0 | 0 | 0 | 1 | 0 | 0 | 0 | 0 | 0 | 2 | 6 | 0.00 | 6.000 | Frank Linzy, R (6, 1)<br>ERA: 1.91 | 3.2 | S | 11 | 2 | 0 | 0 | 2 | 0 | 0 | 0 | 0 | 0 | 0 | 15 | 15 | 0.00 | 0.545 |
| PITCHER  | IP  | WLS   | BF                                   | H                               | R                                   | ER                               | SO                                   | BB                              | IBB                          | HBP                             | BLK   | WP                              | HR                           | S                               | P                            | ERA                             | WHIP                              |                                    |                                  |         |    |     |    |   |   |    |    |    |     |     |     |    |    |   |   |     |      |                                    |     |  |   |   |   |   |   |   |   |   |   |   |   |   |   |       |       |                                   |     |   |    |   |   |   |   |   |   |   |   |   |   |    |    |      |       |                                   |     |  |   |   |   |   |   |   |   |   |   |   |   |   |   |      |       |                                    |     |   |    |   |   |   |   |   |   |   |   |   |   |    |    |      |       |
| Bobby Bolin, R (1, 1)<br>ERA: 2.66   | 0.2   |   | 6                                    | 4                               | 3                                   | 2                                | 1                                    | 0                               | 0                            | 0                               | 0   | 1                               | 0                            | 8                               | 8                            | 27.00                           | 6.000                             |                                    |                                  |         |    |     |    |   |   |    |    |    |     |     |     |    |    |   |   |     |      |                                    |     |  |   |   |   |   |   |   |   |   |   |   |   |   |   |       |       |                                   |     |   |    |   |   |   |   |   |   |   |   |   |   |    |    |      |       |                                   |     |  |   |   |   |   |   |   |   |   |   |   |   |   |   |      |       |                                    |     |   |    |   |   |   |   |   |   |   |   |   |   |    |    |      |       |
| Bob Priddy, R (1, 1)<br>ERA: 1.77  | 4.1   | W   | 16                                   | 4                               | 0                                   | 0                                | 3                                    | 0                               | 0                            | 2                               | 0   | 0                               | 0                            | 20                              | 22                           | 0.00                            | 0.923                             |                                    |                                  |         |    |     |    |   |   |    |    |    |     |     |     |    |    |   |   |     |      |                                    |     |  |   |   |   |   |   |   |   |   |   |   |   |   |   |       |       |                                   |     |   |    |   |   |   |   |   |   |   |   |   |   |    |    |      |       |                                   |     |  |   |   |   |   |   |   |   |   |   |   |   |   |   |      |       |                                    |     |   |    |   |   |   |   |   |   |   |   |   |   |    |    |      |       |
| Joe Gibbon, L (6, 1)<br>ERA: 1.82  | 0.1   |   | 3                                    | 1                               | 0                                   | 0                                | 0                                    | 1                               | 0                            | 0                               | 0   | 0                               | 0                            | 2                               | 6                            | 0.00                            | 6.000                             |                                    |                                  |         |    |     |    |   |   |    |    |    |     |     |     |    |    |   |   |     |      |                                    |     |  |   |   |   |   |   |   |   |   |   |   |   |   |   |       |       |                                   |     |   |    |   |   |   |   |   |   |   |   |   |   |    |    |      |       |                                   |     |  |   |   |   |   |   |   |   |   |   |   |   |   |   |      |       |                                    |     |   |    |   |   |   |   |   |   |   |   |   |   |    |    |      |       |
| Frank Linzy, R (6, 1)<br>ERA: 1.91   | 3.2   | S   | 11                                   | 2                               | 0                                   | 0                                | 2                                    | 0                               | 0                            | 0                               | 0   | 0                               | 0                            | 15                              | 15                           | 0.00                            | 0.545                             |                                    |                                  |         |    |     |    |   |   |    |    |    |     |     |     |    |    |   |   |     |      |                                    |     |  |   |   |   |   |   |   |   |   |   |   |   |   |   |       |       |                                   |     |   |    |   |   |   |   |   |   |   |   |   |   |    |    |      |       |                                   |     |  |   |   |   |   |   |   |   |   |   |   |   |   |   |      |       |                                    |     |   |    |   |   |   |   |   |   |   |   |   |   |    |    |      |       |

|            |    |
|------------|----|
| <b>AB</b>  | 33 |
| <b>R</b>   | 3  |
| <b>H</b>   | 11 |
| <b>RBI</b> | 2  |
| <b>BB</b>  | 1  |
| <b>SO</b>  | 6  |
| <b>LOB</b> | 18 |



livebaseballscorecards.com







| Batter  | 1                           | 2                             | 3                 | 4                 | 5                | 6                 | 7                       | 8          | 9 | AB | R | H | RBI | BB | SO | LOB |
|---|-----------------------------|-------------------------------|-------------------|-------------------|------------------|-------------------|-------------------------|------------|---|----|---|---|-----|----|----|-----|
| Don Landrum, L<br>OBP: 0.234, SLG: 0.209<br>(1, 8)  | 0-0<br>6-3                  | 0-0<br>F7                     |                   |                   | 0-0<br>G3        |                   | 0-0<br>4-3              |            |   | 4  | 0 | 0 | 0   | 0  | 0  | 1   |
| Jim Davenport, R<br>OBP: 0.333, SLG: 0.377<br>Tito Fuentes, S<br>OBP: 0.316, SLG: 0.366<br>(1, 6)<br>(6, 4) | 4-0<br>1B<br>FC6-4<br>BB    |                               | 0-0<br>HR<br>1B   |                   | 0-0<br>F4        |                   | 0-0<br>2B<br>5-3<br>1B  |            |   | 2  | 2 | 1 | 0   | 1  | 0  | 0   |
| Willie McCovey, L<br>OBP: 0.413, SLG: 0.522<br>(1, 3)   | 0-0<br>FC6-4<br>1-3<br>1B   |                               | 0-3<br>K          |                   | 1-0<br>1B<br>HBP |                   | 0-0<br>5-3<br>1-3<br>2B |            |   | 3  | 0 | 2 | 0   | 0  | 1  | 1   |
| Jim Ray Hart, R<br>OBP: 0.396, SLG: 0.594<br>(1, 5)   | 0-0<br>FC6-4<br>1-2f<br>3-H |                               | 0-0<br>HR         |                   | 0-0<br>1B<br>BB  |                   | 4-0<br>5-3<br>1B<br>IBB |            |   | 3  | 1 | 2 | 3   | 1  | 0  | 1   |
| Cap Peterson, R<br>OBP: 0.250, SLG: 0.240<br>(1, 7)   | 0-0<br>4-3                  |                               | 0-0<br>G4-3<br>1B |                   | 4-0<br>1-2<br>BB |                   | 0-0<br>5-3              |            |   | 3  | 0 | 1 | 1   | 1  | 0  | 3   |
| Tom Haller, L<br>OBP: 0.336, SLG: 0.439<br>(1, 2)   |                             | 4-0<br>1-3<br>5-3<br>1B<br>BB | 0-0<br>G4-3       |                   | 0-0<br>4-3       |                   | 0-0<br>F9               |            |   | 3  | 1 | 0 | 0   | 1  | 0  | 6   |
| Ollie Brown, R<br>OBP: 0.276, SLG: 0.270<br>(1, 9)  |                             | 0-0<br>5-3                    |                   | 4-0<br>G6-3<br>BB |                  | 0-0<br>F6         |                         | 0-0<br>F6  |   | 3  | 0 | 0 | 0   | 1  | 0  | 1   |
| Hal Lanier, R<br>OBP: 0.250, SLG: 0.262<br>(1, 4)<br>(6, 6)   |                             | 0-0<br>1-3                    |                   | 0-0<br>G6-3       |                  | 0-0<br>L1-3<br>1B |                         | 0-0<br>4-3 |   | 4  | 0 | 1 | 0   | 0  | 0  | 2   |
| Juan Marichal, R<br>OBP: 0.344, SLG: 0.375<br>(1, 1)  |                             | 0-0<br>1B                     |                   | 0-0<br>F3         |                  | 0-0<br>L1-3       |                         | 0-0<br>1-3 |   | 4  | 0 | 1 | 1   | 0  | 0  | 1   |

| Inning Stats | R: 1 | H: 1   | R: 1 | H: 1   | R: 2 | H: 3   | R: 0 | H: 0   | R: 0 | H: 1   | R: 0 | H: 2   | R: 0 | H: 0   | R: 0 | H: 0   |
|--------------|------|--------|------|--------|------|--------|------|--------|------|--------|------|--------|------|--------|------|--------|
|              | E: 0 | LOB: 1 | E: 0 | LOB: 1 | E: 0 | LOB: 0 | E: 0 | LOB: 0 | E: 0 | LOB: 0 | E: 0 | LOB: 2 | E: 0 | LOB: 0 | E: 0 | LOB: 0 |
|              | K: 0 | BB: 1  | K: 0 | BB: 1  | K: 1 | BB: 0  | K: 0 | BB: 1  | K: 0 | BB: 0  | K: 0 | BB: 1  | K: 0 | BB: 0  | K: 0 | BB: 0  |
|              | S: 4 | P: 8   | S: 4 | P: 8   | S: 7 | P: 7   | S: 2 | P: 6   | S: 4 | P: 9   | S: 3 | P: 9   | S: 3 | P: 3   | S: 5 | P: 3   |

| PITCHER                                | IP  | WLS | BF | H | R | ER | SO | BB | IBB | HBP | BLK | WP | HR | S  | P  | ERA   | WHIP  |
|--|-----|-----|----|---|---|----|----|----|-----|-----|-----|----|----|----|----|-------|-------|
| Larry Beaman, R<br>ERA: 6.0<br>(1, 1)  | 2.1 | L   | 14 | 5 | 4 | 4  | 1  | 2  | 0   | 0   | 0   | 0  | 1  | 14 | 22 | 15.43 | 3.000 |
| Bill Hepler, L<br>ERA:<br>(3, 1)       | 2.2 |     | 10 | 1 | 0 | 0  | 0  | 2  | 0   | 1   | 0   | 0  | 0  | 7  | 16 | 0.00  | 1.125 |
| Gerry Arrigo, L<br>ERA: 4.35<br>(6, 1) | 3.0 |     | 12 | 3 | 1 | 1  | 0  | 0  | 1   | 0   | 0   | 0  | 0  | 11 | 15 | 3.00  | 1.000 |


**BOTTOM**

**New York Mets @ San Francisco Giants**  
Candlestick Park, San Francisco, CA

Sun May 22 1966, 6:33 AM EDT  
Unknown

livebaseballscorecards.com

|     |    |
|-----|----|
| AB  | 30 |
| R   | 5  |
| H   | 9  |
| RBI | 5  |
| BB  | 5  |
| SO  | 1  |
| LOB | 16 |



| WP | PA | ERA | WHIP |
|----|----|-----|------|
| 0  | 36 |     |      |

| Batter  | 1   | 2                                | 3                            | 4                               | 5                            | 6                               | 7                            | 8                                | 9                            | AB R H RBI BB SO LOB            | TOP                          |                                 |                              |                                 |                              |                                 |                              |                                 |                                  |                                    |                                  |        |
|---|---|----------------------------------|------------------------------|---------------------------------|------------------------------|---------------------------------|------------------------------|----------------------------------|------------------------------|---------------------------------|------------------------------|---------------------------------|------------------------------|---------------------------------|------------------------------|---------------------------------|------------------------------|---------------------------------|----------------------------------|------------------------------------|----------------------------------|--------|
| Ron Hunt, R (1, 4)<br>OBP: 0.424, SLG: 0.447<br>Chuck Hiller, L (8, PH)<br>OBP: 0.385, SLG: 0.360<br>(8, 4) | 1-0<br>FC<br>1B<br>HBP                                | 0-0<br>F9                        |                              | 4-0<br>3B<br>IBB                |                              | 4-0<br>4-3<br>6-3<br>BB         |                              | 0-0<br>1-2<br>FC6-4<br>1B        |                              | 1 2 0 0 2 0 0<br>1 0 1 0 0 0 0  |                              |                                 |                              |                                 |                              |                                 |                              |                                 |                                  |                                    |                                  |        |
| Eddie Bressoud, R (1, 5)<br>OBP: 0.259, SLG: 0.365  | 0-0<br>FC<br>1B<br>SF8                                | 4-0<br>1B<br>BB                  |                              | 0-0<br>SF9<br>3B                |                              | 0-0<br>6-3                      |                              | 0-0<br>FC6-4<br>FC6-4            |                              | 4 2 1 2 1 0 4                   |                              |                                 |                              |                                 |                              |                                 |                              |                                 |                                  |                                    |                                  |        |
| Cleon Jones, R (1, 9)<br>OBP: 0.337, SLG: 0.427   | 0-3<br>K  | 0-0<br>1B                        |                              | 0-0<br>SF9                      |                              | 0-0<br>4-3                      |                              | 0-0<br>FC6-4                     |                              | 4 0 1 1 0 1 5                   |                              |                                 |                              |                                 |                              |                                 |                              |                                 |                                  |                                    |                                  |        |
| Dick Stuart, R (1, 3)<br>OBP: 0.267, SLG: 0.286<br>Ed Kranepool, L (9, 3)<br>OBP: 0.294, SLG: 0.356         | 0-0<br>SF8<br>BB<br>WP<br>1B                          |                                  | 0-0<br>F3                    | 0-0<br>HBP<br>1B                |                              | 0-0<br>K                        |                              | 0-0<br>F9                        |                              | 5 1 2 1 0 1 1<br>0 0 0 0 0 0 0  |                              |                                 |                              |                                 |                              |                                 |                              |                                 |                                  |                                    |                                  |        |
| Ron Swoboda, R (1, 7)<br>OBP: 0.290, SLG: 0.367   | 4-0<br>WP<br>BB                                       |                                  | 0-0<br>HR                    | 1-0<br>HBP                      |                              | 0-0<br>F3                       |                              | 0-0<br>G5-3-2<br>3B              |                              | 3 1 2 1 1 0 0                   |                              |                                 |                              |                                 |                              |                                 |                              |                                 |                                  |                                    |                                  |        |
| Billy Murphy, R (1, 8)<br>OBP: 0.269, SLG: 0.318  | 0-0<br>SF8  |                                  | 0-0<br>5-3                   | 0-0<br>F5                       |                              | 0-3<br>K                        |                              | 0-0<br>G5-3-2                    |                              | 4 0 0 1 0 1 3                   |                              |                                 |                              |                                 |                              |                                 |                              |                                 |                                  |                                    |                                  |        |
| Jerry Grote, R (1, 2)<br>OBP: 0.387, SLG: 0.280   | 4-0<br>1-2<br>BB                                      |                                  | 0-0<br>F9                    |                                 | 0-3<br>K                     |                                 | 0-3<br>K                     |                                  |                              | 3 0 0 0 1 2 0                   |                              |                                 |                              |                                 |                              |                                 |                              |                                 |                                  |                                    |                                  |        |
| Roy McMillan, R (1, 6)<br>OBP: 0.209, SLG: 0.176  | 0-0<br>F7   |                                  | 0-0<br>SH3-4<br>3B<br>1B     | 0-3<br>K                        |                              | 0-0<br>K                        |                              | 0-0<br>1-3                       |                              | 4 1 1 0 0 1 2                   |                              |                                 |                              |                                 |                              |                                 |                              |                                 |                                  |                                    |                                  |        |
| Jack Hamilton, R (1, 1)<br>OBP: 0.158, SLG: 0.111   |   | 0-3<br>K                         | 0-0<br>SH3-4<br>1B           | 0-3<br>K                        |                              |                                 |                              | 0-0<br>E5<br>FC6-4<br>1B         |                              | 3 0 0 0 0 2 0                   |                              |                                 |                              |                                 |                              |                                 |                              |                                 |                                  |                                    |                                  |        |
| <b>Inning Stats</b>   | R: 3<br>E: 0<br>K: 1<br>S: 7                          | H: 1<br>LOB: 2<br>BB: 2<br>P: 16 | R: 0<br>E: 0<br>K: 1<br>S: 5 | H: 1<br>LOB: 2<br>BB: 1<br>P: 9 | R: 1<br>E: 0<br>K: 0<br>S: 4 | H: 1<br>LOB: 0<br>BB: 0<br>P: 4 | R: 3<br>E: 0<br>K: 0<br>S: 6 | H: 3<br>LOB: 2<br>BB: 1<br>P: 11 | R: 0<br>E: 0<br>K: 3<br>S: 9 | H: 0<br>LOB: 0<br>BB: 0<br>P: 9 | R: 0<br>E: 0<br>K: 1<br>S: 5 | H: 0<br>LOB: 1<br>BB: 1<br>P: 9 | R: 0<br>E: 0<br>K: 2<br>S: 7 | H: 0<br>LOB: 0<br>BB: 0<br>P: 7 | R: 0<br>E: 1<br>K: 0<br>S: 5 | H: 1<br>LOB: 2<br>BB: 0<br>P: 5 | R: 0<br>E: 0<br>K: 0<br>S: 3 | H: 1<br>LOB: 0<br>BB: 0<br>P: 3 | 1B: 5<br>2B: 0<br>3B: 2<br>HR: 1 | SF: 2<br>SAC: 1<br>DP: 1<br>HBP: 2 | WP: 1<br>PB: 0<br>SB: 0<br>CS: 0 | PA: 42 |
| <b>PITCHER</b>  | IP WLS BF H R ER SO BB IBB HBP BLK WP HR S P ERA WHIP |                                  |                              |                                 |                              |                                 |                              |                                  |                              |                                 |                              |                                 |                              |                                 |                              |                                 |                              |                                 |                                  |                                    |                                  |        |
| Ray Sadecki, L (1, 1)<br>ERA: 3.21  | 0.2 L 7 1 3 3 1 2 0 1 0 6 15 40.50 4.500              |                                  |                              |                                 |                              |                                 |                              |                                  |                              |                                 |                              |                                 |                              |                                 |                              |                                 |                              |                                 |                                  |                                    |                                  |        |
| Bobby Bolin, R (1, 1)<br>ERA: 3.19  | 3.0 16 5 4 4 1 1 1 1 0 0 1 15 24 12.00 2.000          |                                  |                              |                                 |                              |                                 |                              |                                  |                              |                                 |                              |                                 |                              |                                 |                              |                                 |                              |                                 |                                  |                                    |                                  |        |
| Ron Herbel, R (4, 1)<br>ERA: 4.8  | 2.1 8 0 0 0 4 1 0 0 0 0 0 15 19 0.00 0.429            |                                  |                              |                                 |                              |                                 |                              |                                  |                              |                                 |                              |                                 |                              |                                 |                              |                                 |                              |                                 |                                  |                                    |                                  |        |
| Bob Shaw, R (7, 1)<br>ERA: 6.56   | 2.0 8 1 0 0 2 0 0 0 0 0 0 12 12 0.00 0.500            |                                  |                              |                                 |                              |                                 |                              |                                  |                              |                                 |                              |                                 |                              |                                 |                              |                                 |                              |                                 |                                  |                                    |                                  |        |
| Bill Henry, L (9, 1)<br>ERA: 2.08   | 1.0 3 1 0 0 0 0 0 0 0 0 0 3 3 0.00 1.000              |                                  |                              |                                 |                              |                                 |                              |                                  |                              |                                 |                              |                                 |                              |                                 |                              |                                 |                              |                                 |                                  |                                    |                                  |        |

**New York Mets @ San Francisco Giants**  
 Candlestick Park, San Francisco, CA  
 Sun May 22 1966, 6:38 AM EDT  
 Att: 40,496 - Unknown

livebaseballscorecards.com

|     |    |
|-----|----|
| AB  | 32 |
| R   | 7  |
| H   | 8  |
| RBI | 6  |
| BB  | 5  |
| SO  | 8  |
| LOB | 15 |





| Batter   | 1   | 2                               | 3                            | 4                               | 5                            | 6                               | 7                            | 8                               | 9                            | AB R H RBI BB SO LOB            | TOP   |                                 |                              |                                 |                              |                                 |                              |                                 |                                  |                                    |                                  |        |
|--|---|---------------------------------|------------------------------|---------------------------------|------------------------------|---------------------------------|------------------------------|---------------------------------|------------------------------|---------------------------------|---|---------------------------------|------------------------------|---------------------------------|------------------------------|---------------------------------|------------------------------|---------------------------------|----------------------------------|------------------------------------|----------------------------------|--------|
| Matty Alou, L (1, 8)<br>OBP: 0.382, SLG: 0.556       | 0-0<br>G3   |                                 | 0-0<br>6-3                   |                                 | 0-0<br>2B                    |                                 |                              | 0-0<br>1-3                      |                              | 4 0 1 1 0 0 1                   | <b>Pittsburgh Pirates @ San Francisco Giants</b><br>Candlestick Park, San Francisco, CA<br>Tue May 24 1966, 10:05 PM EDT<br>Att. 14,158 - Unknown<br><a href="http://livebaseballscorecards.com">livebaseballscorecards.com</a> |                                 |                              |                                 |                              |                                 |                              |                                 |                                  |                                    |                                  |        |
| Gene Alley, R (1, 6)<br>OBP: 0.306, SLG: 0.356       | 0-0<br>1-3<br>1B                                      |                                 | 0-0<br>CS<br>1B              |                                 | 0-0<br>F3                    |                                 |                              | 0-0<br>G6-4-3<br>1B             |                              | 4 0 3 1 0 0 1                   |   |                                 |                              |                                 |                              |                                 |                              |                                 |                                  |                                    |                                  |        |
| Roberto Clemente, R (1, 9)<br>OBP: 0.333, SLG: 0.423 | 0-0<br>1-3<br>1-2                                     |                                 | 0-0<br>CS<br>1-2             |                                 | 0-0<br>F8                    |                                 | 0-3<br>K                     | 0-0<br>G6-4-3<br>1-2f           |                              | 4 0 0 0 0 1 2                   |   |                                 |                              |                                 |                              |                                 |                              |                                 |                                  |                                    |                                  |        |
| Willie Stargell, L (1, 7)<br>OBP: 0.355, SLG: 0.400  | 0-0<br>F8   |                                 |                              | 0-0<br>1B                       |                              | 0-0<br>F3                       |                              |                                 | 0-0<br>4-3                   | 4 0 1 0 0 0 1                   |   |                                 |                              |                                 |                              |                                 |                              |                                 |                                  |                                    |                                  |        |
| Donn Clendenon, R (1, 3)<br>OBP: 0.322, SLG: 0.359   |   | 0-3<br>K                        |                              | 0-3<br>K                        |                              | 0-0<br>F4                       |                              |                                 | 0-3<br>K                     | 4 0 0 0 0 3 1                   |   |                                 |                              |                                 |                              |                                 |                              |                                 |                                  |                                    |                                  |        |
| Jim Pagliaroni, R (1, 2)<br>OBP: 0.312, SLG: 0.406   |   | 4-0<br>CS<br>BB                 |                              | 0-0<br>F3                       |                              |                                 | 0-3<br>K                     |                                 | 0-0<br>F3                    | 3 0 0 0 1 1 2                   |   |                                 |                              |                                 |                              |                                 |                              |                                 |                                  |                                    |                                  |        |
| Bill Mazerowski, R (1, 4)<br>OBP: 0.267, SLG: 0.317  |   | 0-0<br>5-3<br>1-2               |                              |                                 | 0-0<br>4-3<br>2B<br>2B       |                                 |                              |                                 | 0-0<br>F7                    | 4 1 2 0 0 0 2                   |   |                                 |                              |                                 |                              |                                 |                              |                                 |                                  |                                    |                                  |        |
| Bob Bailey, R (1, 5)<br>OBP: 0.319, SLG: 0.377       |   |                                 | 0-0<br>6-3<br>1B<br>1B       |                                 | 0-3<br>K                     |                                 | 0-3<br>K                     |                                 |                              | 3 1 1 0 0 2 2                   |   |                                 |                              |                                 |                              |                                 |                              |                                 |                                  |                                    |                                  |        |
| Vern Law, R (1, 1)<br>OBP: 0.333, SLG: 0.333         |   |                                 | 0-3<br>K<br>1-2              |                                 | 0-0<br>4-3<br>2-3            |                                 | 0-0<br>4-3                   |                                 |                              | 3 0 0 0 0 1 3                   |   |                                 |                              |                                 |                              |                                 |                              |                                 |                                  |                                    |                                  |        |
| <b>Inning Stats</b>                                  | R: 0<br>E: 0<br>K: 0<br>S: 4                          | H: 1<br>LOB: 1<br>BB: 0<br>P: 4 | R: 0<br>E: 0<br>K: 1<br>S: 4 | H: 0<br>LOB: 0<br>BB: 1<br>P: 8 | R: 1<br>E: 0<br>K: 1<br>S: 6 | H: 2<br>LOB: 0<br>BB: 0<br>P: 6 | R: 0<br>E: 0<br>K: 1<br>S: 6 | H: 1<br>LOB: 1<br>BB: 0<br>P: 6 | R: 1<br>E: 0<br>K: 1<br>S: 7 | H: 2<br>LOB: 1<br>BB: 0<br>P: 7 | R: 0<br>E: 0<br>K: 1<br>S: 5  | H: 0<br>LOB: 0<br>BB: 0<br>P: 5 | R: 0<br>E: 0<br>K: 2<br>S: 8 | H: 1<br>LOB: 1<br>BB: 0<br>P: 8 | R: 0<br>E: 0<br>K: 0<br>S: 3 | H: 1<br>LOB: 0<br>BB: 0<br>P: 3 | R: 0<br>E: 0<br>K: 1<br>S: 6 | H: 0<br>LOB: 1<br>BB: 0<br>P: 6 | 1B: 6<br>2B: 2<br>3B: 0<br>HR: 0 | SF: 0<br>SAC: 0<br>DP: 1<br>HBP: 0 | WP: 0<br>PB: 1<br>SB: 1<br>CS: 2 | PA: 35 |
| <b>PITCHER</b>                                       | IP WLS BF H R ER SO BB IBB HBP BLK WP HR S P ERA WHIP |                                 |                              |                                 |                              |                                 |                              |                                 |                              |                                 |   |                                 |                              |                                 |                              |                                 |                              |                                 |                                  |                                    |                                  |        |
| Gaylord Perry, R (1, 1)<br>ERA: 3.18                 | 7.0 W 27 7 2 2 7 1 0 0 0 0 0 0 40 44 2.57 1.143       |                                 |                              |                                 |                              |                                 |                              |                                 |                              |                                 |   |                                 |                              |                                 |                              |                                 |                              |                                 |                                  |                                    |                                  |        |
| Frank Linzy, R (8, 1)<br>ERA: 1.8                    | 2.0 S 7 1 0 0 1 0 0 0 0 0 0 0 9 9 0.00 0.500          |                                 |                              |                                 |                              |                                 |                              |                                 |                              |                                 |   |                                 |                              |                                 |                              |                                 |                              |                                 |                                  |                                    |                                  |        |



| Batter   | 1          | 2          | 3                                 | 4         | 5                                  | 6          | 7                       | 8          | 9 |
|--|------------|------------|-----------------------------------|-----------|------------------------------------|------------|-------------------------|------------|---|
| Tito Fuentes, S<br>OBP: 0.317, SLG: 0.384 (1, 4)   | 0-3<br>K   |            | 0-0<br>SH<br>FC4-6                |           | 0-0<br>3-1                         |            | 0-0<br>SH1-4            |            |   |
| Tom Haller, L<br>OBP: 0.323, SLG: 0.417 (1, 2)     | 0-0<br>F8  |            | 0-0<br>FC4-6<br>FC4-6             |           | 0-0<br>E7<br>BB                    |            | 0-0<br>E9<br>SF8<br>1B  |            |   |
| Willie Mays, R<br>OBP: 0.338, SLG: 0.526 (1, 8)    | 0-0<br>1B  |            | 0-0<br>FC4-6<br>E<br>1B           |           | 0-0<br>F3                          |            | 0-0<br>SF8              |            |   |
| Willie McCovey, L<br>OBP: 0.417, SLG: 0.548 (1, 3) | 0-0<br>4-3 |            | 0-0<br>E3<br>1B                   |           | 4-0<br>BB<br>BB<br>BB<br>1-2<br>BB |            | 0-0<br>HR               |            |   |
| Jim Ray Hart, R<br>OBP: 0.395, SLG: 0.603 (1, 5)   |            | 0-0<br>5-3 | 0-0<br>1-2<br>1B                  |           | 0-0<br>FC5-4<br>1-2                |            | 0-0<br>1-3              |            |   |
| Jim Davenport, R<br>OBP: 0.333, SLG: 0.377 (8, 5)  |            |            | 0-0<br>3-H<br>1B                  |           |                                    |            |                         |            |   |
| Jesus Alou, R<br>OBP: 0.243, SLG: 0.294 (1, 7)     |            | 0-0<br>5-3 | 0-0<br>6-3                        |           | 0-0<br>6-3                         |            |                         | 0-0<br>4-3 |   |
| Don Landrum, L<br>OBP: 0.212, SLG: 0.188 (8, 7)    |            |            |                                   |           |                                    |            |                         |            |   |
| Ollie Brown, R<br>OBP: 0.267, SLG: 0.260 (1, 9)    |            | 0-0<br>1B  |                                   | 0-3<br>K  |                                    | 0-0<br>F9  |                         | 0-0<br>F7  |   |
| Hal Lanier, R<br>OBP: 0.239, SLG: 0.250 (1, 6)     |            | 0-0<br>F3  |                                   | 0-0<br>F9 |                                    | 0-0<br>6-3 |                         | 0-0<br>6-3 |   |
| Gaylord Perry, R<br>OBP: 0.211, SLG: 0.211 (1, 1)  |            |            | 0-0<br>FC4-6<br>SH<br>FC4-6<br>1B |           | 0-0<br>5-3                         |            | 0-0<br>SH1-4<br>E<br>1B |            |   |
| Don Mason, L<br>OBP: 0.125, SLG: 0.125 (7, PR)     |            |            |                                   |           |                                    |            |                         |            |   |
| Frank Linzy, R<br>OBP: 0.250, SLG: 0.500 (8, 1)    |            |            |                                   |           |                                    |            |                         |            |   |

| Inning Stats | R: 0 | H: 1 | E: 0 | LOB: 1 | K: 1 | BB: 0 | S: 6 | P: 6 |
|--------------|------|------|------|--------|------|-------|------|------|
|              | R: 0 | H: 1 | E: 0 | LOB: 1 | K: 0 | BB: 0 | S: 4 | P: 4 |
|              | R: 2 | H: 2 | E: 1 | LOB: 2 | K: 0 | BB: 0 | S: 7 | P: 7 |
|              | R: 0 | H: 0 | E: 0 | LOB: 0 | K: 1 | BB: 0 | S: 5 | P: 5 |
|              | R: 0 | H: 0 | E: 1 | LOB: 2 | K: 0 | BB: 1 | S: 4 | P: 8 |
|              | R: 0 | H: 0 | E: 0 | LOB: 0 | K: 0 | BB: 0 | S: 3 | P: 3 |
|              | R: 3 | H: 3 | E: 1 | LOB: 1 | K: 0 | BB: 0 | S: 6 | P: 6 |
|              | R: 0 | H: 0 | E: 0 | LOB: 0 | K: 0 | BB: 0 | S: 3 | P: 3 |

| PITCHER                        | IP  | WLS | BF | H | R | ER | SO | BB | IBB | HBP | BLK | WP | HR | S  | P  | ERA  | WHIP  |
|--------------------------------|-----|-----|----|---|---|----|----|----|-----|-----|-----|----|----|----|----|------|-------|
| Vern Law, R<br>ERA: 2.7 (1, 1) | 8.0 | L   | 35 | 7 | 5 | 4  | 2  | 1  | 0   | 0   | 0   | 0  | 1  | 38 | 42 | 4.50 | 1.000 |

AB R H RBI BB SO LOB

|   |   |   |   |   |   |   |
|---|---|---|---|---|---|---|
| 2 | 0 | 0 | 0 | 0 | 1 | 0 |
| 4 | 1 | 1 | 1 | 0 | 0 | 2 |
| 3 | 1 | 1 | 2 | 0 | 0 | 2 |
| 3 | 1 | 1 | 1 | 1 | 0 | 2 |
| 4 | 0 | 1 | 1 | 0 | 0 | 3 |
| 0 | 0 | 0 | 0 | 0 | 0 | 0 |
| 3 | 0 | 0 | 0 | 0 | 0 | 2 |
| 1 | 0 | 0 | 0 | 0 | 0 | 0 |
| 4 | 0 | 1 | 0 | 0 | 1 | 0 |
| 4 | 0 | 0 | 0 | 0 | 0 | 1 |
| 3 | 1 | 2 | 0 | 0 | 0 | 0 |
| 0 | 1 | 0 | 0 | 0 | 0 | 0 |
| 0 | 0 | 0 | 0 | 0 | 0 | 0 |

|       |        |       |        |
|-------|--------|-------|--------|
| 1B: 6 | SF: 1  | WP: 0 | PA: 35 |
| 2B: 0 | SAC: 2 | PB: 0 |        |
| 3B: 0 | DP: 0  | SB: 0 |        |
| HR: 1 | HBP: 0 | CS: 0 |        |

**Pittsburgh Pirates @ San Francisco Giants**  
 Candlestick Park, San Francisco, CA  
 Tue May 24 1966, 10:05 PM EDT  
 Att. 14,158 - Unknown

|     |    |
|-----|----|
| AB  | 31 |
| R   | 5  |
| H   | 7  |
| RBI | 5  |
| BB  | 1  |
| SO  | 2  |
| LOB | 12 |



| Batter  | 1   | 2                               | 3                            | 4                               | 5                            | 6                               | 7                            | 8                               | 9                            | AB R H RBI BB SO LOB            | TOP   |                                 |                              |                                 |                              |                                 |                              |                                 |                                  |                                    |                                  |        |
|---|---|---------------------------------|------------------------------|---------------------------------|------------------------------|---------------------------------|------------------------------|---------------------------------|------------------------------|---------------------------------|---|---------------------------------|------------------------------|---------------------------------|------------------------------|---------------------------------|------------------------------|---------------------------------|----------------------------------|------------------------------------|----------------------------------|--------|
| Matty Alou, L (1, 8)<br>OBP: 0.383, SLG: 0.574      | 0-0<br>F3   |                                 | 0-0<br>HR                    |                                 | 0-3<br>K                     |                                 | 0-0<br>CS<br>1B              |                                 | 0-0<br>F4                    | 5 1 2 2 0 1 2                   | <b>Pittsburgh Pirates @ San Francisco Giants</b><br>Candlestick Park, San Francisco, CA<br>Wed May 25 1966, 6:33 AM EDT<br>Att. 9,663 - Unknown |                                 |                              |                                 |                              |                                 |                              |                                 |                                  |                                    |                                  |        |
| Gene Alley, R (1, 6)<br>OBP: 0.314, SLG: 0.362      | 0-0<br>1B   |                                 | 0-0<br>4-3                   |                                 | 0-0<br>4-3                   |                                 | 0-0<br>CS<br>1-2             | 0-0<br>5-3<br>1B                |                              | 4 0 2 0 0 0 0                   |   |                                 |                              |                                 |                              |                                 |                              |                                 |                                  |                                    |                                  |        |
| Manny Mota, R (1, 9)<br>OBP: 0.403, SLG: 0.574      | 0-0<br>WP<br>1B                                       |                                 | 0-0<br>HR                    |                                 |                              | 0-0<br>1B<br>1B                 |                              | 0-0<br>5-3<br>1-2               |                              | 4 1 3 1 0 0 1                   |   |                                 |                              |                                 |                              |                                 |                              |                                 |                                  |                                    |                                  |        |
| Willie Stargell, L (1, 7)<br>OBP: 0.360, SLG: 0.398 | 0-0<br>L5<br>1-2                                      |                                 | 0-3<br>K                     |                                 |                              | 0-0<br>1-2<br>1B                |                              | 4-0<br>G4-3<br>IBB              |                              | 3 0 1 0 0 1 1                   |   |                                 |                              |                                 |                              |                                 |                              |                                 |                                  |                                    |                                  |        |
| Donn Clendenon, R (1, 3)<br>OBP: 0.313, SLG: 0.348  |   | 0-0<br>6-3                      |                              | 0-0<br>6-3                      |                              | 0-0<br>F5                       |                              | 0-0<br>G4-3<br>1-2f             |                              | 4 0 0 0 0 0 4                   |   |                                 |                              |                                 |                              |                                 |                              |                                 |                                  |                                    |                                  |        |
| Jim Pagliaroni, R (1, 2)<br>OBP: 0.301, SLG: 0.390  |   | 0-0<br>5-3                      |                              | 0-0<br>F7                       |                              | 0-0<br>F6                       |                              | 0-0<br>6-3                      |                              | 4 0 0 0 0 0 2                   |   |                                 |                              |                                 |                              |                                 |                              |                                 |                                  |                                    |                                  |        |
| Bill Mazerowski, R (1, 4)<br>OBP: 0.260, SLG: 0.308 |   | 0-0<br>F8                       |                              | 0-0<br>E6                       |                              | 0-0<br>F8                       |                              | 0-0<br>5-3                      |                              | 4 0 0 0 0 0 2                   |   |                                 |                              |                                 |                              |                                 |                              |                                 |                                  |                                    |                                  |        |
| Bob Bailey, R (1, 5)<br>OBP: 0.325, SLG: 0.391      |   |                                 | 0-0<br>SH3-4<br>HR<br>1B     |                                 | 0-3<br>K                     |                                 | 0-0<br>6-3                   |                                 | 0-0<br>E<br>2B               | 4 1 2 0 0 1 1                   |   |                                 |                              |                                 |                              |                                 |                              |                                 |                                  |                                    |                                  |        |
| Don Schwall, R (1, 1)<br>Roy Face, R (8, 1)         |   |                                 | 0-0<br>SH3-4                 |                                 | 0-0<br>F2                    |                                 | 0-3<br>K                     |                                 | 0-0<br>E1<br>2-3             | 2 0 0 0 0 1 0<br>1 0 0 0 0 0 1  |   |                                 |                              |                                 |                              |                                 |                              |                                 |                                  |                                    |                                  |        |
| <b>Inning Stats</b>                                 | R: 0<br>E: 0<br>K: 0<br>S: 4                          | H: 2<br>LOB: 1<br>BB: 0<br>P: 4 | R: 0<br>E: 0<br>K: 0<br>S: 3 | H: 0<br>LOB: 0<br>BB: 0<br>P: 3 | R: 3<br>E: 0<br>K: 1<br>S: 8 | H: 3<br>LOB: 0<br>BB: 0<br>P: 8 | R: 0<br>E: 1<br>K: 1<br>S: 6 | H: 0<br>LOB: 1<br>BB: 0<br>P: 6 | R: 0<br>E: 0<br>K: 1<br>S: 5 | H: 0<br>LOB: 0<br>BB: 0<br>P: 5 | R: 0<br>E: 0<br>K: 1<br>S: 5  | H: 2<br>LOB: 2<br>BB: 0<br>P: 5 | R: 0<br>E: 0<br>K: 1<br>S: 5 | H: 1<br>LOB: 0<br>BB: 0<br>P: 5 | R: 0<br>E: 0<br>K: 0<br>S: 3 | H: 1<br>LOB: 1<br>BB: 1<br>P: 7 | R: 0<br>E: 1<br>K: 0<br>S: 5 | H: 1<br>LOB: 2<br>BB: 0<br>P: 5 | 1B: 7<br>2B: 1<br>3B: 0<br>HR: 2 | SF: 0<br>SAC: 1<br>DP: 1<br>HBP: 0 | WP: 1<br>PB: 0<br>SB: 0<br>CS: 1 | PA: 38 |
| <b>PITCHER</b>                                      | IP WLS BF H R ER SO BB IBB HBP BLK WP HR S P ERA WHIP |                                 |                              |                                 |                              |                                 |                              |                                 |                              |                                 |   |                                 |                              |                                 |                              |                                 |                              |                                 |                                  |                                    |                                  |        |
| Bob Shaw, R (1, 1)<br>ERA: 6.35                     | 5.0 L 20 5 3 3 3 0 0 0 0 1 2 26 26 5.40 1.000         |                                 |                              |                                 |                              |                                 |                              |                                 |                              |                                 |   |                                 |                              |                                 |                              |                                 |                              |                                 |                                  |                                    |                                  |        |
| Lindy McDaniel, R (6, 1)<br>ERA: 3.38               | 3.0 12 4 0 0 1 0 1 0 0 0 0 13 17 0.00 1.333           |                                 |                              |                                 |                              |                                 |                              |                                 |                              |                                 |   |                                 |                              |                                 |                              |                                 |                              |                                 |                                  |                                    |                                  |        |
| Bob Priddy, R (9, 1)<br>ERA: 1.69                   | 1.0 5 1 0 0 0 0 0 0 0 0 0 5 5 0.00 1.000              |                                 |                              |                                 |                              |                                 |                              |                                 |                              |                                 |   |                                 |                              |                                 |                              |                                 |                              |                                 |                                  |                                    |                                  |        |

|            |    |
|------------|----|
| <b>AB</b>  | 35 |
| <b>R</b>   | 3  |
| <b>H</b>   | 10 |
| <b>RBI</b> | 3  |
| <b>BB</b>  | 1  |
| <b>SO</b>  | 4  |
| <b>LOB</b> | 14 |



livebaseballscorecards.com

| Batter  | 1          | 2          | 3          | 4          | 5          | 6                   | 7                | 8          | 9 | AB                    | R                     | H                     | RBI                   | BB                    | SO                    | LOB                   |
|---|------------|------------|------------|------------|------------|---------------------|------------------|------------|---|-----------------------|-----------------------|-----------------------|-----------------------|-----------------------|-----------------------|-----------------------|
| Tito Fuentes, S<br>OBP: 0.314, SLG: 0.373 (1, 4)  | 0-0<br>6-3 |            | 0-0<br>4-3 |            |            | 0-0<br>F7           |                  | 4-0<br>BB  |   | 3                     | 0                     | 0                     | 0                     | 1                     | 0                     | 0                     |
| Tom Haller, L<br>OBP: 0.313, SLG: 0.403 (1, 2)  | 0-0<br>F7  |            | 0-0<br>4-3 |            |            | 0-0<br>F8           |                  | 0-0<br>F5  |   | 4                     | 0                     | 0                     | 0                     | 0                     | 0                     | 1                     |
| Willie Mays, R<br>OBP: 0.331, SLG: 0.514 (1, 8)<br>Don Landrum, L<br>OBP: 0.208, SLG: 0.184 (7, 8)  | 0-0<br>6-3 |            |            | 0-0<br>F2  |            | 0-0<br>1-3          |                  | 0-3<br>K   |   | 3<br>1                | 0<br>0                | 0<br>0                | 0<br>0                | 0<br>0                | 0<br>1                | 0<br>1                |
| Willie McCovey, L<br>OBP: 0.420, SLG: 0.608 (1, 3)  |            | 0-0<br>HR  |            | 0-0<br>4-3 |            | 0-0<br>F4           |                  | 0-0<br>HR  |   | 4                     | 2                     | 2                     | 2                     | 0                     | 0                     | 0                     |
| Jim Ray Hart, R<br>OBP: 0.398, SLG: 0.597 (1, 5)  |            | 0-0<br>5-3 |            | 0-0<br>1B  |            | 1-0<br>FC3-6<br>HBP |                  | 0-3<br>K   |   | 3                     | 0                     | 1                     | 0                     | 0                     | 1                     | 0                     |
| Jesus Alou, R<br>OBP: 0.235, SLG: 0.283 (1, 7)  |            | 0-0<br>6-3 |            | 0-0<br>4-3 |            | 0-0<br>FC3-6<br>BB  |                  | 0-0<br>F8  |   | 4                     | 0                     | 0                     | 0                     | 0                     | 0                     | 2                     |
| Ollie Brown, R<br>OBP: 0.275, SLG: 0.263 (1, 9)   |            | 0-0<br>1B  |            |            | 0-0<br>6-3 |                     | 4-0<br>BB<br>1-2 | 0-3<br>K   |   | 3                     | 0                     | 1                     | 0                     | 1                     | 1                     | 0                     |
| Hal Lanier, R<br>OBP: 0.235, SLG: 0.246 (1, 6)<br>Len Gabrielson, L<br>OBP: 0.284, SLG: 0.297 (7, PH)<br>Jim Davenport, R<br>OBP: 0.333, SLG: 0.377 (8, 6)  |            | 0-0<br>6-3 |            |            | 0-3<br>K   |                     | 0-0<br>6-3       |            |   | 2<br>1<br>0           | 0<br>0<br>0           | 0<br>0<br>0           | 0<br>0<br>0           | 0<br>0<br>0           | 1<br>0<br>0           | 1<br>0<br>0           |
| Bob Shaw, R<br>OBP: 0.400, SLG: 0.250 (1, 1)<br>Don Mason, L<br>OBP: 0.111, SLG: 0.111 (5, PH)<br>Lindy McDaniel, R<br>OBP: 0.200, SLG: 0.200 (6, 1)<br>Cap Peterson, R<br>OBP: 0.242, SLG: 0.233 (8, PH)<br>Bob Priddy, R<br>OBP: 0.400, SLG: 0.250 (9, 1) |            |            | 0-0<br>6-3 |            | 0-0<br>6-3 |                     |                  | 0-0<br>4-3 |   | 1<br>1<br>0<br>0<br>0 | 0<br>0<br>0<br>0<br>0 | 0<br>0<br>0<br>0<br>0 | 0<br>0<br>0<br>0<br>0 | 0<br>0<br>0<br>0<br>0 | 0<br>0<br>0<br>0<br>0 | 0<br>0<br>0<br>0<br>0 |

| Inning Stats | R: 0 | H: 0 | E: 0 | K: 0 | S: 3 | H: 0 | LOB: 0 | BB: 0 | P: 3 | R: 1 | H: 2 | E: 0 | K: 0 | S: 5 | R: 0 | H: 0 | E: 0 | K: 0 | S: 3 | R: 0 | H: 1 | E: 0 | K: 0 | S: 4 | R: 0 | H: 0 | E: 0 | K: 1 | S: 5 | R: 0 | H: 0 | E: 0 | K: 0 | S: 3 | R: 0 | H: 0 | E: 0 | K: 0 | S: 5 | R: 0 | H: 0 | E: 0 | K: 1 | S: 5 | R: 0 | H: 0 | E: 0 | K: 0 | S: 5 | R: 1 | H: 1 | E: 0 | K: 2 | S: 8 | R: 0 | H: 1 | E: 0 | K: 1 | S: 5 | 1B: 2 | SF: 0 | 2B: 0 | SAC: 0 | 3B: 0 | DP: 0 | HR: 2 | HBP: 1 | WP: 0 | PA: 34 |
|--------------|------|------|------|------|------|------|--------|-------|------|------|------|------|------|------|------|------|------|------|------|------|------|------|------|------|------|------|------|------|------|------|------|------|------|------|------|------|------|------|------|------|------|------|------|------|------|------|------|------|------|------|------|------|------|------|------|------|------|------|------|-------|-------|-------|--------|-------|-------|-------|--------|-------|--------|
|--------------|------|------|------|------|------|------|--------|-------|------|------|------|------|------|------|------|------|------|------|------|------|------|------|------|------|------|------|------|------|------|------|------|------|------|------|------|------|------|------|------|------|------|------|------|------|------|------|------|------|------|------|------|------|------|------|------|------|------|------|------|-------|-------|-------|--------|-------|-------|-------|--------|-------|--------|

| PITCHER                           | IP  | WLS | BF | H | R | ER | SO | BB | IBB | HBP | BLK | WP | HR | S  | P  | ERA  | WHIP  |
|-----------------------------------|-----|-----|----|---|---|----|----|----|-----|-----|-----|----|----|----|----|------|-------|
| Don Schwall, R<br>ERA: 2.0 (1, 1) | 7.1 | W   | 28 | 3 | 1 | 1  | 1  | 2  | 0   | 1   | 0   | 0  | 1  | 27 | 36 | 1.23 | 0.682 |
| Roy Face, R<br>ERA: 2.84 (8, 1)   | 1.2 | S   | 6  | 1 | 1 | 1  | 3  | 0  | 0   | 0   | 0   | 0  | 1  | 12 | 12 | 5.40 | 0.600 |

**BOTTOM**

**Pittsburgh Pirates @ San Francisco Giants**  
 Candlestick Park, San Francisco, CA  
 Wed May 25 1966, 6:33 AM EDT  
 Att. 9,663 - Unknown

|     |    |
|-----|----|
| AB  | 31 |
| R   | 2  |
| H   | 4  |
| RBI | 2  |
| BB  | 2  |
| SO  | 4  |
| LOB | 7  |



| Batter   | 1   | 2   | 3   | 4   | 5   | 6   | 7   | 8   | 9   | 10  | 11  | 12  | 13  | 14  | AB R H RBI BB SO LOB                                       | TOP  |   |
|--|---|---|---|---|---|---|---|---|---|---|---|---|---|---|--|--|---|
| Tony Taylor, R<br>OBP: 0.295, SLG: 0.397 (1, 5) X      | 0-0<br>6-3 ①  |   | X 0-0<br>4-3 ①                                      |   |   | X 0-0<br>6-3 ①                                      |   | X 0-0<br>F6 ③                                       |   |   | X 0-3<br>K ②  |   | X 0-0<br>1-3 ③                                      |   | 6 0 0 0 0 1 0  | Philadelphia Phillies @ San Francisco Giants<br>Candlestick Park, San Francisco, CA<br>Thu May 26 1966, 10:05 PM EDT<br>Att: 7,529 - Unknown<br><a href="http://livebaseballscorecards.com">livebaseballscorecards.com</a> |   |
| Dick Groat, R<br>OBP: 0.296, SLG: 0.340 (1, 6) X       | 0-0<br>F5 ②   |   | X 0-3<br>K ②  |   |   | X 0-0<br>3-1 ②                                      |   |   | X 0-0<br>6-3 ①                                      |   | X 0-0<br>F8 ③                                       |   | X 0-0<br>6-3 ①                                      |   | 6 0 0 0 0 1 0  |  |   |
| Bill White, L<br>OBP: 0.303, SLG: 0.326 (1, 3) X       | 0-0<br>G3 ③   |   | X 0-0<br>1-3 ③                                      |   |   | X 0-0<br>3-1 ③                                      |   |   | X 0-0<br>G3 ②                                       |   |   | X 0-0<br>1-3 ①                                      |   | X 0-0<br>F8 ②                                       | 6 0 0 0 0 0 0  |  |   |
| Johnny Callison, L<br>OBP: 0.318, SLG: 0.349 (1, 9)    |   | X 0-0<br>BB 1B 1B ①   |   | X 0-0<br>CS 1B ①                                    |   | X 0-0<br>F2 ①                                       |   | X 0-0<br>E3 ②                                       |   |   | X 0-0<br>F2 ②                                       |   | X 0-0<br>F2 ③                                       |   | 6 0 2 0 0 0 0  |  |   |
| Doug Clemens, L<br>OBP: 0.359, SLG: 0.351 (1, 7)       |   | X 0-0<br>F2 ①   |   | X 0-0<br>F2 ①                                       |   | X 0-0<br>3-1 ②                                      |   | X 0-0<br>F7 ③                                       |   |   | X 0-0<br>1B 1B ①                                    |   |   |   | 5 0 1 0 0 0 3  |  |   |
| Tony Gonzalez, L<br>OBP: 0.300, SLG: 0.427 (1, 8)      |   | X 0-0<br>BB 1B ①  |   | X 0-0<br>F7 ②                                       |   | X 0-0<br>2B ③                                       |   |   | X 0-0<br>4-3 ①                                      |   | X 0-0<br>1-3 ①                                      |   |   |   | 5 0 3 0 0 0 1  |  |   |
| Clay Dalrymple, L<br>OBP: 0.364, SLG: 0.280 (1, 2)     |   | X 0-3<br>K ②  |   | X 0-0<br>CS ③                                       | X 0-3<br>K ①  |   | X 0-0<br>4-3 ③                                      |   | X 0-0<br>G3 ②                                       |   | X 0-0<br>1-3 ③                                      |   |   |   | 5 0 0 0 0 2 5  |  |   |
| Cookie Rojas, R<br>OBP: 0.287, SLG: 0.296 (1, 4)       |   | X 4-0<br>1-2 2-3 BB ②   |   |   | X 0-3<br>K ②  |   | X 0-0<br>6-3 ①                                      |   | X 0-3<br>K ③  |   |   | X 0-0<br>4-3 ①                                      |   |   | 4 0 0 0 1 2 0  |  |   |
| Jim Bunning, R<br>OBP: 0.250, SLG: 0.200 (1, 1)        |   | X 0-3<br>K ③  |   |   | X 0-3<br>K ③  |   | X 0-3<br>K ②  |   | X 0-0<br>5-3 ①                                      |   |   | X 0-3<br>K ②  |   |   | 3 0 0 0 0 3 3  |  |   |
| Dick Allen, R<br>OBP: 0.423, SLG: 0.681 (11, PH)       |   |   |   |   |   |   |   |   |   |   |   |   |   |   | 1 0 0 0 0 0 0  |  |   |
| Darold Knowles, L<br>OBP: 0.167, SLG: 0.167 (11, 1)    |   |   |   |   |   |   |   |   |   |   |   |   |   |   | 1 0 0 0 0 1 0  |  |   |
| <b>Inning Stats</b>                                    | R: 0 H: 0<br>E: 0 LOB: 0<br>K: 0 BB: 0<br>S: 3 P: 3   | R: 0 H: 2<br>E: 0 LOB: 3<br>K: 2 BB: 1<br>S: 9 P: 13                    | R: 0 H: 0<br>E: 0 LOB: 0<br>K: 1 BB: 0<br>S: 5 P: 5 | R: 0 H: 1<br>E: 0 LOB: 0<br>K: 0 BB: 0<br>S: 3 P: 3 | R: 0 H: 0<br>E: 0 LOB: 0<br>K: 3 BB: 0<br>S: 9 P: 9 | R: 0 H: 0<br>E: 0 LOB: 0<br>K: 0 BB: 0<br>S: 3 P: 3 | R: 0 H: 1<br>E: 0 LOB: 1<br>K: 0 BB: 0<br>S: 4 P: 4 | R: 0 H: 0<br>E: 0 LOB: 0<br>K: 1 BB: 0<br>S: 5 P: 5 | R: 0 H: 0<br>E: 1 LOB: 1<br>K: 0 BB: 0<br>S: 4 P: 4 | R: 0 H: 0<br>E: 0 LOB: 0<br>K: 1 BB: 0<br>S: 5 P: 5 | R: 0 H: 0<br>E: 0 LOB: 0<br>K: 1 BB: 0<br>S: 5 P: 5 | R: 0 H: 2<br>E: 0 LOB: 2<br>K: 0 BB: 0<br>S: 5 P: 5 | R: 0 H: 0<br>E: 0 LOB: 0<br>K: 1 BB: 0<br>S: 5 P: 5 | R: 0 H: 0<br>E: 0 LOB: 0<br>K: 0 BB: 0<br>S: 3 P: 3 | 1B: 5 SF: 0<br>2B: 1 SAC: 0<br>3B: 0 DP: 0<br>HR: 0 HBP: 0 |  | WP: 0 PA: 50<br>PB: 0<br>SB: 0<br>CS: 1 |
| <b>PITCHER</b><br>Juan Marichal, R<br>ERA: 0.59 (1, 1) | IP 14.0<br>WLS W<br>BF 49<br>H 6<br>R 0<br>ER 0<br>SO 10<br>BB 1<br>IBB 0<br>HBP 0<br>BLK 0<br>WP 0<br>HR 0<br>S 68<br>P 72<br>ERA 0.00<br>WHIP 0.500 | <b>PITCHER</b><br>IP WLS BF H R ER SO BB IBB HBP BLK WP HR S P ERA WHIP |   |   |   |   |   |   |   |   |   |   |   |   |  |  |   |

|     |    |
|-----|----|
| AB  | 48 |
| R   | 0  |
| H   | 6  |
| RBI | 0  |
| BB  | 1  |
| SO  | 10 |
| LOB | 12 |





| Batter  | 1          | 2            | 3         | 4         | 5                | 6         | 7               | 8         | 9         | 10        | 11                   | 12         | 13              | 14            | AB | R | H | RBI | BB | SO | LOB |
|---|------------|--------------|-----------|-----------|------------------|-----------|-----------------|-----------|-----------|-----------|----------------------|------------|-----------------|---------------|----|---|---|-----|----|----|-----|
| Don Landrum, L (1, 8)<br>OBP: 0.237, SLG: 0.189<br>Bob Barton, R (14, PH)<br>OBP: 0.200, SLG: 0.167   | 0-0<br>F3  |              | 4-0<br>BB |           |                  | 0-3<br>K  |                 | 0-3<br>K  |           |           | 1-0<br>6-3 1B<br>HBP |            | 0-0<br>FC2-6 1B | 0-0<br>SF8    | 4  | 0 | 1 | 0   | 1  | 2  | 1   |
| Len Gabrielson, L (1, 7)<br>OBP: 0.269, SLG: 0.279<br>Cap Peterson, R (11, PH)<br>OBP: 0.257, SLG: 0.250<br>(12, 7)                                       | 0-3<br>K   |              | 0-0<br>F7 |           |                  | 0-3<br>K  |                 | 0-3<br>K  |           |           | 0-0<br>6-3 1B        |            | 0-0<br>FC2-6 1B |               | 4  | 0 | 0 | 0   | 0  | 3  | 2   |
| Willie McCovey, L (1, 3)  | 0-0<br>5-3 |              |           | 0-0<br>F9 |                  |           | 0-0<br>G3 2B    |           | 0-0<br>G3 |           | 0-0<br>6-3           |            | 0-0<br>F6       |               | 6  | 0 | 1 | 0   | 0  | 0  | 3   |
| Jim Ray Hart, R (1, 5)  |            | 0-0<br>F8    |           | 0-0<br>F3 |                  | 0-3<br>K  |                 | 0-0<br>2B |           | 0-0<br>2B |                      | 4-0<br>IBB | 0-0<br>FC6 1B   |               | 5  | 0 | 2 | 0   | 1  | 1  | 1   |
| Tom Haller, L (1, 2)  |            | 0-0<br>WP 1B |           | 0-0<br>F3 |                  | 0-0<br>G3 |                 | 0-3<br>K  |           | 0-3<br>K  |                      | 0-0<br>F8  | 0-0<br>FC6      |               | 6  | 0 | 1 | 0   | 0  | 1  | 7   |
| Ollie Brown, R (1, 9)   |            | 0-0<br>F8    |           |           | 0-0<br>G6-4-3 1B |           | 4-0<br>FC6-4 BB |           | 0-0<br>F6 |           | 0-0<br>1-3           |            |                 | 0-0<br>6-3    | 5  | 0 | 1 | 0   | 1  | 0  | 5   |
| Tito Fuentes, S (1, 4)<br>OBP: 0.308, SLG: 0.365<br>Willie Mays, R (7, PH)<br>OBP: 0.329, SLG: 0.511<br>Jim Davenport, R (8, 6)<br>OBP: 0.333, SLG: 0.403 |            | 0-0<br>6-3   |           |           | 0-3<br>K         |           | 0-0<br>FC6-4    |           |           | 0-0<br>F7 |                      |            | 0-0<br>6-3      | 0-0<br>SF8 3B | 2  | 0 | 0 | 0   | 0  | 1  | 2   |
| Hal Lanier, R (1, 6)<br>OBP: 0.232, SLG: 0.237<br>(8, 4)  |            |              | 0-0<br>F7 |           | 0-0<br>G6-4-3    |           | 0-0<br>F9       |           | 0-0<br>F9 |           | 0-0<br>F9            |            | 0-0<br>G3       | 4-0<br>IBB BB | 5  | 0 | 0 | 0   | 1  | 0  | 1   |
| Juan Marichal, R (1, 1)<br>OBP: 0.324, SLG: 0.378<br>Jesus Alou, R (14, PH)<br>OBP: 0.241, SLG: 0.283   |            |              | 0-0<br>F6 |           |                  | 0-0<br>F5 |                 | 0-0<br>2B |           | 0-0<br>F8 |                      | 0-3<br>K   |                 | 4-0<br>IBB    | 5  | 0 | 1 | 0   | 0  | 1  | 0   |


| Inning Stats                           | R: 0 | H: 0 | E: 0 | K: 1 | S: 5 | R: 0 | H: 1 | E: 0 | K: 0 | S: 4 | R: 0 | H: 0 | E: 0 | K: 0 | S: 3 | R: 0 | H: 0  | E: 0 | K: 1 | S: 3 | R: 0 | H: 0 | E: 0 | K: 2 | S: 5 | R: 0 | H: 0 | E: 0    | K: 0 | S: 7 | R: 0 | H: 0 | E: 0 | K: 2 | S: 6 | R: 0 | H: 1 | E: 0 | K: 1 | S: 6 | R: 0 | H: 1 | E: 0 | K: 1 | S: 8 | R: 0 | H: 1 | E: 0 | K: 2 | S: 6 | R: 0 | H: 0 | E: 0 | K: 0 | S: 3 | R: 0 | H: 1 | E: 0 | K: 0 | S: 4 | R: 0 | H: 0 | E: 0 | K: 1 | S: 5 | R: 0 | H: 2 | E: 0 | K: 0 | S: 5 | R: 1 | H: 1 | E: 0 | K: 0 | S: 3 | 1B: 5 | 2B: 3 | 3B: 1 | HR: 0 | SF: 1 | SAC: 0 | DP: 1 | HBP: 1 | WP: 1 | PA: 55 |
|--|------|------|------|------|------|------|------|------|------|------|------|------|------|------|------|------|-------|------|------|------|------|------|------|------|------|------|------|---------|------|------|------|------|------|------|------|------|------|------|------|------|------|------|------|------|------|------|------|------|------|------|------|------|------|------|------|------|------|------|------|------|------|------|------|------|------|------|------|------|------|------|------|------|------|------|------|-------|-------|-------|-------|-------|--------|-------|--------|-------|--------|
| PITCHER                                | IP   | WLS  | BF   | H    | R    | ER   | SO   | BB   | IBB  | HBP  | BLK  | WP   | HR   | S    | P    | ERA  | WHIP  |      |      |      |      |      |      |      |      |      |      | PITCHER |      |      |      |      |      |      |      |      |      | IP   | WLS  | BF   | H    | R    | ER   | SO   | BB   | IBB  | HBP  | BLK  | WP   | HR   | S    | P    | ERA  | WHIP |      |      |      |      |      |      |      |      |      |      |      |      |      |      |      |      |      |      |      |      |      |       |       |       |       |       |        |       |        |       |        |
| Jim Bunning, R (1, 1)<br>ERA: 1.82     | 10.0 | 36   | 5    | 0    | 0    | 0    | 8    | 2    | 0    | 0    | 0    | 1    | 0    | 50   | 58   | 0.00 | 0.700 |      |      |      |      |      |      |      |      |      |      |         |      |      |      |      |      |      |      |      |      |      |      |      |      |      |      |      |      |      |      |      |      |      |      |      |      |      |      |      |      |      |      |      |      |      |      |      |      |      |      |      |      |      |      |      |      |      |      |       |       |       |       |       |        |       |        |       |        |
| Darold Knowles, L (11, 1)<br>ERA: 2.17 | 3.2  | 19   | 4    | 1    | 1    | 1    | 1    | 2    | 1    | 0    | 0    | 0    | 0    | 17   | 30   | 2.46 | 1.364 |      |      |      |      |      |      |      |      |      |      |         |      |      |      |      |      |      |      |      |      |      |      |      |      |      |      |      |      |      |      |      |      |      |      |      |      |      |      |      |      |      |      |      |      |      |      |      |      |      |      |      |      |      |      |      |      |      |      |       |       |       |       |       |        |       |        |       |        |

**BOTTOM**

Philadelphia Phillies @ San Francisco Giants  
Candlestick Park, San Francisco, CA

Thu May 26 1966, 10:05 PM EDT  
Att: 7,529 - Unknown

|     |    |
|-----|----|
| AB  | 48 |
| R   | 1  |
| H   | 9  |
| RBI | 1  |
| BB  | 5  |
| SO  | 9  |
| LOB | 25 |





| Batter   | 1       | 2           | 3                   | 4              | 5       | 6       | 7            | 8      | 9       | AB | R | H | RBI | BB | SO | LOB |
|--|---------|-------------|---------------------|----------------|---------|---------|--------------|--------|---------|----|---|---|-----|----|----|-----|
| Don Landrum, L (1, 8)<br>OBP: 0.222, SLG: 0.175  | 0-0 4-3 |             | 0-0 4-3             |                | 0-0 G3  |         |              | 0-0 F6 |         | 4  | 0 | 0 | 0   | 0  | 0  | 0   |
| Len Gabrielson, L (1, 7)<br>OBP: 0.256, SLG: 0.264   | 0-0 4-3 |             |                     | 0-0 F5         | 0-0 4-3 |         |              | 0-0 F7 |         | 4  | 0 | 0 | 0   | 0  | 0  | 0   |
| Willie McCovey, L (1, 3)<br>OBP: 0.402, SLG: 0.607   | 0-0 6-3 |             |                     | 0-0 HR         |         | 0-0 F8  |              |        | 0-0 F1  | 4  | 1 | 1 | 1   | 0  | 0  | 0   |
| Jim Ray Hart, R (1, 5)<br>OBP: 0.398, SLG: 0.586   |         | BB BB BB BB | 4-0 G6-4-3 BB BB    | 0-0 4-3        |         | 0-0 6-3 |              |        | 0-0 6-3 | 3  | 0 | 0 | 0   | 1  | 0  | 0   |
| Tom Haller, L (1, 2)<br>OBP: 0.319, SLG: 0.422   |         | BB BB BB BB | 4-0 G6-4-3 BB 1-2   | 0-0 HR         |         | 0-3 K   |              |        | 0-0 1B  | 3  | 1 | 2 | 1   | 1  | 1  | 0   |
| Ollie Brown, R (1, 9)<br>OBP: 0.286, SLG: 0.269  |         | X           | 0-0 G6-4-3 1-2f 2-3 | 0-0 1B 1B      |         |         | 0-0 L6-3 1B  |        | 0-3 K   | 4  | 0 | 2 | 0   | 0  | 1  | 3   |
| Tito Fuentes, S (1, 4) (9, 6)<br>OBP: 0.309, SLG: 0.364  |         | X           | 0-0 6-3             | 0-0 FC6-4 1B   |         |         | 0-0 F4       |        |         | 3  | 0 | 1 | 0   | 0  | 0  | 2   |
| Hal Lanier, R (1, 6)<br>OBP: 0.228, SLG: 0.232<br>Bob Shaw, R (9, 1)   |         | X           | 0-0 6-3             | 0-0 FC6-4 1-2f |         |         | 0-0 L6-3 1-2 |        |         | 3  | 0 | 0 | 0   | 0  | 0  | 3   |
| Ray Sadecki, L (1, 1)<br>OBP: 0.300, SLG: 0.600<br>Lindy McDaniel, R (5, 1)<br>OBP: 0.200, SLG: 0.200<br>Bob Priddy, R (5, 1)<br>OBP: 0.333, SLG: 0.200<br>Don Mason, L (8, PH) (9, 4)<br>OBP: 0.100, SLG: 0.100 |         | S           | 0-3 K               |                | 0-3 K   |         |              | 0-0 F5 |         | 1  | 0 | 0 | 0   | 0  | 1  | 0   |
|  |         |             |                     |                |         |         |              |        |         | 0  | 0 | 0 | 0   | 0  | 0  | 0   |
|  |         |             |                     |                |         |         |              |        |         | 1  | 0 | 0 | 0   | 0  | 1  | 0   |
|  |         |             |                     |                |         |         |              |        |         | 1  | 0 | 0 | 0   | 0  | 0  | 0   |

| Inning Stats | R: 0   | H: 0  | E: 0   | K: 0  | S: 3 | R: 0   | H: 0  | E: 0   | K: 0  | S: 2  | R: 0   | H: 0  | E: 0   | K: 1  | S: 5 | R: 2   | H: 4  | E: 0   | K: 0  | S: 7 | R: 0   | H: 0  | E: 0   | K: 1  | S: 5 | R: 0   | H: 0  | E: 0   | K: 1  | S: 5 | R: 0   | H: 1  | E: 0   | K: 0  | S: 3 | R: 0   | H: 0  | E: 0   | K: 1  | S: 3 | R: 0   | H: 1  | E: 0   | K: 1  | S: 6 |
|--------------|--------|-------|--------|-------|------|--------|-------|--------|-------|-------|--------|-------|--------|-------|------|--------|-------|--------|-------|------|--------|-------|--------|-------|------|--------|-------|--------|-------|------|--------|-------|--------|-------|------|--------|-------|--------|-------|------|--------|-------|--------|-------|------|
|              | LOB: 0 | BB: 0 | LOB: 1 | BB: 2 | P: 3 | LOB: 0 | BB: 2 | LOB: 0 | BB: 0 | P: 10 | LOB: 0 | BB: 0 | LOB: 0 | BB: 0 | P: 5 | LOB: 2 | BB: 0 | LOB: 0 | BB: 0 | P: 7 | LOB: 0 | BB: 0 | LOB: 0 | BB: 0 | P: 5 | LOB: 0 | BB: 0 | LOB: 0 | BB: 0 | P: 5 | LOB: 1 | BB: 0 | LOB: 0 | BB: 0 | P: 3 | LOB: 0 | BB: 0 | LOB: 0 | BB: 0 | P: 3 | LOB: 1 | BB: 0 | LOB: 1 | BB: 0 | P: 6 |

| PITCHER                              | IP  | WLS | BF | H | R | ER | SO | BB | IBB | HBP | BLK | WP | HR | S  | P  | ERA  | WHIP  | IP | WLS | BF | H | R | ER | SO | BB | IBB | HBP | BLK | WP | HR | S | P | ERA | WHIP |  |  |  |  |  |  |  |  |  |  |  |  |  |  |
|--------------------------------------|-----|-----|----|---|---|----|----|----|-----|-----|-----|----|----|----|----|------|-------|----|-----|----|---|---|----|----|----|-----|-----|-----|----|----|---|---|-----|------|--|--|--|--|--|--|--|--|--|--|--|--|--|--|
| Larry Jackson, R (1, 1)<br>ERA: 4.08 | 9.0 | W   | 33 | 6 | 2 | 2  | 4  | 2  | 0   | 0   | 0   | 0  | 2  | 39 | 47 | 2.00 | 0.889 |    |     |    |   |   |    |    |    |     |     |     |    |    |   |   |     |      |  |  |  |  |  |  |  |  |  |  |  |  |  |  |


**BOTTOM**

Philadelphia Phillies @ San Francisco Giants  
Candlestick Park, San Francisco, CA

Fri May 27 1966, 10:05 PM EDT  
Att. 16,063 - Unknown

|     |    |
|-----|----|
| AB  | 31 |
| R   | 2  |
| H   | 6  |
| RBI | 2  |
| BB  | 2  |
| SO  | 4  |
| LOB | 8  |

livebaseballscorecards.com



| WP | PA |
|----|----|
| 0  | 33 |
| 0  |    |
| 0  |    |



| Batter  | 1                      | 2         | 3          | 4                 | 5                      | 6          | 7                    | 8            | 9                | AB | R | H | RBI | BB | SO | LOB |
|---|------------------------|-----------|------------|-------------------|------------------------|------------|----------------------|--------------|------------------|----|---|---|-----|----|----|-----|
| Tito Fuentes, S (1, 4)<br>OBP: 0.313, SLG: 0.366  | 0-0<br>E7<br>4-3<br>1B |           | 0-0<br>5-3 |                   | 0-0<br>HBP<br>1B       |            | 0-0<br>FC5-4<br>1-2f |              | 0-0<br>4-3       | 5  | 0 | 2 | 0   | 0  | 0  | 3   |
| Tom Haller, L (1, 2)<br>OBP: 0.320, SLG: 0.415<br>Ollie Brown, R (8, PH)<br>OBP: 0.283, SLG: 0.266<br>Bob Barton, R (9, 2)<br>OBP: 0.200, SLG: 0.167  | 0-0<br>4-3<br>2-3      |           | 0-3<br>K   |                   | 1-0<br>HBP             |            |                      | 0-0<br>1-5-3 |                  | 2  | 0 | 0 | 0   | 0  | 1  | 1   |
| Willie Mays, R (1, 8)<br>OBP: 0.333, SLG: 0.517   | 0-0<br>F2              |           |            | 0-0<br>3-1<br>2B  | 0-0<br>F7              |            |                      | 0-0<br>1B    |                  | 4  | 0 | 2 | 0   | 0  | 0  | 4   |
| Willie McCovey, L (1, 3)<br>OBP: 0.397, SLG: 0.591  | 4-0<br>IBB             |           |            | 0-0<br>3-1<br>2-3 |                        | 0-0<br>4-3 |                      | 0-3<br>K     |                  | 3  | 0 | 0 | 0   | 1  | 1  | 2   |
| Jim Ray Hart, R (1, 7)<br>OBP: 0.389, SLG: 0.571 (8, 5)   | 0-0<br>5-3             |           |            | 0-3<br>K          |                        | 0-3<br>K   |                      | 0-0<br>6-3   |                  | 4  | 0 | 0 | 0   | 0  | 2  | 4   |
| Jesus Alou, R (1, 9)<br>OBP: 0.233, SLG: 0.274  |                        | 0-0<br>F2 |            | 0-0<br>1-3        |                        | 0-0<br>4-3 |                      |              | 0-0<br>F2        | 4  | 0 | 0 | 0   | 0  | 0  | 1   |
| Jim Davenport, R (1, 5)<br>OBP: 0.329, SLG: 0.395 (8, 6)  |                        | 0-0<br>F7 |            |                   | 0-0<br>F8              |            | 0-0<br>F8            |              | 0-0<br>1B<br>1B  | 4  | 0 | 1 | 0   | 0  | 0  | 0   |
| Hal Lanier, R (1, 6)<br>OBP: 0.224, SLG: 0.229<br>Don Mason, L (7, PH)<br>OBP: 0.091, SLG: 0.091<br>Bill Henry, L (8, 1)<br>Cap Peterson, R (9, PH)<br>OBP: 0.278, SLG: 0.273<br>Don Landrum, L (9, PR)<br>OBP: 0.222, SLG: 0.175 |                        | 0-0<br>F2 |            |                   | 0-3<br>K               |            | 0-0<br>F5            |              | 0-0<br>1-2<br>1B | 2  | 0 | 0 | 0   | 0  | 1  | 0   |
| Ron Herbel, R (1, 1)<br>Joe Gibbon, R (4, 1)<br>Len Gabrielson, L (7, PH)<br>OBP: 0.262, SLG: 0.260 (8, 7)  |                        |           | 0-3<br>K   |                   | 0-0<br>E4<br>HBP<br>1B |            | 4-0<br>FC5-4<br>BB   |              | 0-3<br>K         | 1  | 0 | 0 | 0   | 0  | 1  | 0   |

| Inning Stats | R: 0 | H: 1 | E: 1 | K: 0 | S: 4 | LOB: 2 | BB: 1 | P: 8 | R: 0 | H: 0 | E: 0 | K: 0 | S: 3 | LOB: 0 | BB: 0 | P: 3 | R: 0 | H: 0 | E: 0 | K: 2 | S: 7 | LOB: 0 | BB: 0 | P: 7 | R: 0 | H: 1 | E: 1 | K: 1 | S: 7 | LOB: 3 | BB: 0 | P: 8 | R: 0 | H: 0 | E: 0 | K: 1 | S: 5 | LOB: 0 | BB: 0 | P: 5 | R: 0 | H: 0 | E: 0 | K: 0 | S: 3 | LOB: 1 | BB: 1 | P: 6 | R: 0 | H: 1 | E: 0 | K: 1 | S: 6 | LOB: 1 | BB: 0 | P: 6 | R: 0 | H: 2 | E: 0 | K: 1 | S: 7 | LOB: 2 | BB: 0 | P: 7 | 1B: 5 | SF: 0 | 2B: 1 | SAC: 0 | 3B: 0 | DP: 0 | HR: 0 | HBP: 1 | WP: 0 | PA: 37 |
|--------------|------|------|------|------|------|--------|-------|------|------|------|------|------|------|--------|-------|------|------|------|------|------|------|--------|-------|------|------|------|------|------|------|--------|-------|------|------|------|------|------|------|--------|-------|------|------|------|------|------|------|--------|-------|------|------|------|------|------|------|--------|-------|------|------|------|------|------|------|--------|-------|------|-------|-------|-------|--------|-------|-------|-------|--------|-------|--------|
|--------------|------|------|------|------|------|--------|-------|------|------|------|------|------|------|--------|-------|------|------|------|------|------|------|--------|-------|------|------|------|------|------|------|--------|-------|------|------|------|------|------|------|--------|-------|------|------|------|------|------|------|--------|-------|------|------|------|------|------|------|--------|-------|------|------|------|------|------|------|--------|-------|------|-------|-------|-------|--------|-------|-------|-------|--------|-------|--------|

| PITCHER                               | IP  | WLS | BF | H | R | ER | SO | BB | IBB | HBP | BLK | WP | HR | S  | P  | ERA  | WHIP  |
|---------------------------------------|-----|-----|----|---|---|----|----|----|-----|-----|-----|----|----|----|----|------|-------|
| Ray Culp, R (1, 1)<br>ERA: 3.55       | 7.0 | W   | 28 | 3 | 0 | 0  | 5  | 1  | 1   | 1   | 0   | 0  | 0  | 35 | 44 | 0.00 | 0.571 |
| Darold Knowles, L (8, 1)<br>ERA: 2.03 | 2.0 | S   | 9  | 3 | 0 | 0  | 2  | 0  | 0   | 0   | 0   | 0  | 0  | 13 | 13 | 0.00 | 1.500 |

**BOTTOM**

Philadelphia Phillies @ San Francisco Giants  
Candlestick Park, San Francisco, CA

Sat May 28 1966, 6:33 AM EDT  
Att. 17,331 - Unknown

livebaseballscorecards.com

|     |    |
|-----|----|
| AB  | 34 |
| R   | 0  |
| H   | 6  |
| RBI | 0  |
| BB  | 2  |
| SO  | 7  |
| LOB | 17 |





**BOTTOM**

Philadelphia Phillies @ San Francisco Giants  
 Candlestick Park, San Francisco, CA  
 Sun May 29 1966, 6:33 AM EDT  
 Att: 25,237 - Unknown

[livebaseballscorecards.com](http://livebaseballscorecards.com)

|            |    |
|------------|----|
| <b>AB</b>  | 40 |
| <b>R</b>   | 6  |
| <b>H</b>   | 16 |
| <b>RBI</b> | 6  |
| <b>BB</b>  | 1  |
| <b>SO</b>  | 3  |
| <b>LOB</b> | 16 |



|       |        |
|-------|--------|
| WP: 0 | PA: 43 |
| PB: 0 |        |
| SB: 0 |        |
| CS: 1 |        |

AB R H RBI BB SO LOB

|   |   |   |   |   |   |   |
|---|---|---|---|---|---|---|
| 5 | 0 | 3 | 0 | 0 | 0 | 0 |
| 4 | 1 | 2 | 0 | 1 | 0 | 2 |
| 5 | 1 | 1 | 2 | 0 | 0 | 5 |
| 4 | 2 | 3 | 1 | 0 | 0 | 0 |
| 4 | 0 | 1 | 0 | 0 | 1 | 3 |
| 0 | 1 | 0 | 0 | 0 | 0 | 0 |
| 1 | 0 | 0 | 0 | 0 | 0 | 1 |
| 4 | 1 | 2 | 0 | 0 | 0 | 1 |
| 5 | 0 | 3 | 3 | 0 | 0 | 1 |
| 2 | 0 | 1 | 0 | 0 | 0 | 1 |
| 2 | 0 | 0 | 0 | 0 | 0 | 1 |
| 0 | 0 | 0 | 0 | 0 | 0 | 0 |
| 0 | 0 | 0 | 0 | 0 | 0 | 0 |
| 1 | 0 | 0 | 0 | 0 | 0 | 0 |
| 1 | 0 | 0 | 0 | 0 | 1 | 0 |

|     |    |      |   |
|-----|----|------|---|
| 1B: | 12 | SF:  | 0 |
| 2B: | 2  | SAC: | 1 |
| 3B: | 0  | DP:  | 2 |
| HR: | 2  | HBP: | 1 |

|    |   |      |   |
|----|---|------|---|
| R: | 2 | H:   | 2 |
| E: | 0 | LOB: | 0 |
| K: | 1 | BB:  | 0 |
| S: | 7 | P:   | 7 |

|    |   |      |   |
|----|---|------|---|
| R: | 1 | H:   | 2 |
| E: | 0 | LOB: | 0 |
| K: | 0 | BB:  | 0 |
| S: | 4 | P:   | 4 |

|    |   |      |   |
|----|---|------|---|
| R: | 0 | H:   | 2 |
| E: | 0 | LOB: | 2 |
| K: | 0 | BB:  | 0 |
| S: | 5 | P:   | 5 |

|    |   |      |   |
|----|---|------|---|
| R: | 0 | H:   | 1 |
| E: | 0 | LOB: | 1 |
| K: | 0 | BB:  | 0 |
| S: | 6 | P:   | 6 |

|    |   |      |   |
|----|---|------|---|
| R: | 1 | H:   | 2 |
| E: | 0 | LOB: | 2 |
| K: | 0 | BB:  | 0 |
| S: | 3 | P:   | 4 |

|    |   |      |   |
|----|---|------|---|
| R: | 0 | H:   | 1 |
| E: | 0 | LOB: | 1 |
| K: | 1 | BB:  | 0 |
| S: | 6 | P:   | 6 |

|    |   |      |   |
|----|---|------|---|
| R: | 0 | H:   | 1 |
| E: | 0 | LOB: | 0 |
| K: | 0 | BB:  | 0 |
| S: | 3 | P:   | 3 |

|    |   |      |   |
|----|---|------|---|
| R: | 0 | H:   | 1 |
| E: | 0 | LOB: | 0 |
| K: | 0 | BB:  | 0 |
| S: | 4 | P:   | 4 |

|    |   |      |   |
|----|---|------|---|
| R: | 0 | H:   | 1 |
| E: | 0 | LOB: | 2 |
| K: | 0 | BB:  | 1 |
| S: | 4 | P:   | 8 |

|    |   |      |   |
|----|---|------|---|
| R: | 2 | H:   | 3 |
| E: | 0 | LOB: | 1 |
| K: | 0 | BB:  | 0 |
| S: | 5 | P:   | 5 |

|    |   |      |   |
|----|---|------|---|
| R: | 0 | H:   | 1 |
| E: | 0 | LOB: | 1 |
| K: | 1 | BB:  | 0 |
| S: | 6 | P:   | 6 |

|    |   |      |   |
|----|---|------|---|
| R: | 1 | H:   | 2 |
| E: | 0 | LOB: | 2 |
| K: | 0 | BB:  | 0 |
| S: | 3 | P:   | 4 |

|    |   |      |   |
|----|---|------|---|
| R: | 0 | H:   | 1 |
| E: | 0 | LOB: | 0 |
| K: | 0 | BB:  | 0 |
| S: | 5 | P:   | 5 |

|    |   |      |   |
|----|---|------|---|
| R: | 0 | H:   | 1 |
| E: | 0 | LOB: | 1 |
| K: | 1 | BB:  | 0 |
| S: | 6 | P:   | 6 |

|    |   |      |   |
|----|---|------|---|
| R: | 0 | H:   | 1 |
| E: | 0 | LOB: | 0 |
| K: | 0 | BB:  | 0 |
| S: | 3 | P:   | 3 |

|    |   |      |   |
|----|---|------|---|
| R: | 0 | H:   | 1 |
| E: | 0 | LOB: | 0 |
| K: | 0 | BB:  | 0 |
| S: | 4 | P:   | 4 |

|    |   |      |   |
|----|---|------|---|
| R: | 0 | H:   | 1 |
| E: | 0 | LOB: | 2 |
| K: | 0 | BB:  | 1 |
| S: | 4 | P:   | 8 |

|    |   |      |   |
|----|---|------|---|
| R: | 2 | H:   | 3 |
| E: | 0 | LOB: | 1 |
| K: | 0 | BB:  | 0 |
| S: | 5 | P:   | 5 |

|    |   |      |   |
|----|---|------|---|
| R: | 0 | H:   | 1 |
| E: | 0 | LOB: | 1 |
| K: | 1 | BB:  | 0 |
| S: | 6 | P:   | 6 |

|    |   |      |   |
|----|---|------|---|
| R: | 1 | H:   | 2 |
| E: | 0 | LOB: | 2 |
| K: | 0 | BB:  | 0 |
| S: | 3 | P:   | 4 |

|    |   |      |   |
|----|---|------|---|
| R: | 0 | H:   | 1 |
| E: | 0 | LOB: | 0 |
| K: | 0 | BB:  | 0 |
| S: | 3 | P:   | 3 |

|    |   |      |   |
|----|---|------|---|
| R: | 0 | H:   | 1 |
| E: | 0 | LOB: | 0 |
| K: | 0 | BB:  | 0 |
| S: | 4 | P:   | 4 |

|    |   |      |   |
|----|---|------|---|
| R: | 0 | H:   | 1 |
| E: | 0 | LOB: | 2 |
| K: | 0 | BB:  | 1 |
| S: | 4 | P:   | 8 |

|    |   |      |   |
|----|---|------|---|
| R: | 2 | H:   | 3 |
| E: | 0 | LOB: | 1 |
| K: | 0 | BB:  | 0 |
| S: | 5 | P:   | 5 |

|    |   |      |   |
|----|---|------|---|
| R: | 0 | H:   | 1 |
| E: | 0 | LOB: | 1 |
| K: | 1 | BB:  | 0 |
| S: | 6 | P:   | 6 |

|    |   |      |   |
|----|---|------|---|
| R: | 1 | H:   | 2 |
| E: | 0 | LOB: | 2 |
| K: | 0 | BB:  | 0 |
| S: | 3 | P:   | 4 |

|    |   |      |   |
|----|---|------|---|
| R: | 0 | H:   | 1 |
| E: | 0 | LOB: | 0 |
| K: | 0 | BB:  | 0 |
| S: | 5 | P:   | 5 |

|    |   |      |   |
|----|---|------|---|
| R: | 0 | H:   | 1 |
| E: | 0 | LOB: | 0 |
| K: | 0 | BB:  | 0 |
| S: | 3 | P:   | 3 |

|    |   |      |   |
|----|---|------|---|
| R: | 0 | H:   | 1 |
| E: | 0 | LOB: | 0 |
| K: | 0 | BB:  | 0 |
| S: | 4 | P:   | 4 |

|    |   |      |   |
|----|---|------|---|
| R: | 0 | H:   | 1 |
| E: | 0 | LOB: | 2 |
| K: | 0 | BB:  | 1 |
| S: | 4 | P:   | 8 |

|    |   |      |   |
|----|---|------|---|
| R: | 2 | H:   | 3 |
| E: | 0 | LOB: | 1 |
| K: | 0 | BB:  | 0 |
| S: | 5 | P:   | 5 |

|    |   |      |   |
|----|---|------|---|
| R: | 0 | H:   | 1 |
| E: | 0 | LOB: | 1 |
| K: | 1 | BB:  | 0 |
| S: | 6 | P:   | 6 |

|    |   |      |   |
|----|---|------|---|
| R: | 1 | H:   | 2 |
| E: | 0 | LOB: | 2 |
| K: | 0 | BB:  | 0 |
| S: | 3 | P:   | 4 |

|    |   |      |   |
|----|---|------|---|
| R: | 0 | H:   | 1 |
| E: | 0 | LOB: | 0 |
| K: | 0 | BB:  | 0 |
| S: | 3 | P:   | 3 |

|    |   |      |   |
|----|---|------|---|
| R: | 0 | H:   | 1 |
| E: | 0 | LOB: | 0 |
| K: | 0 | BB:  | 0 |
| S: | 4 | P:   | 4 |

|    |   |      |   |
|----|---|------|---|
| R: | 0 | H:   | 1 |
| E: | 0 | LOB: | 2 |
| K: | 0 | BB:  | 1 |
| S: | 4 | P:   | 8 |

|    |   |      |   |
|----|---|------|---|
| R: | 2 | H:   | 3 |
| E: | 0 | LOB: | 1 |
| K: | 0 | BB:  | 0 |
| S: | 5 | P:   | 5 |

|    |   |      |   |
|----|---|------|---|
| R: | 0 | H:   | 1 |
| E: | 0 | LOB: | 1 |
| K: | 1 | BB:  | 0 |
| S: | 6 | P:   | 6 |

|    |   |      |   |
|----|---|------|---|
| R: | 1 | H:   | 2 |
| E: | 0 | LOB: | 2 |
| K: | 0 | BB:  | 0 |
| S: | 3 | P:   | 4 |

|    |   |      |   |
|----|---|------|---|
| R: | 0 | H:   | 1 |
| E: | 0 | LOB: | 0 |
| K: | 0 | BB:  | 0 |
| S: | 5 | P:   | 5 |

|    |   |      |   |
|----|---|------|---|
| R: | 0 | H:   | 1 |
| E: | 0 | LOB: | 0 |
| K: | 0 | BB:  | 0 |
| S: | 3 | P:   | 3 |

|    |   |      |   |
|----|---|------|---|
| R: | 0 | H:   | 1 |
| E: | 0 | LOB: | 0 |
| K: | 0 | BB:  | 0 |
| S: | 4 | P:   | 4 |

|    |   |      |   |
|----|---|------|---|
| R: | 0 | H:   | 1 |
| E: | 0 | LOB: | 2 |
| K: | 0 | BB:  | 1 |
| S: | 4 | P:   | 8 |

|    |   |      |   |
|----|---|------|---|
| R: | 2 | H:   | 3 |
| E: | 0 | LOB: | 1 |
| K: | 0 | BB:  | 0 |
| S: | 5 | P:   | 5 |

|    |   |      |   |
|----|---|------|---|
| R: | 0 | H:   | 1 |
| E: | 0 | LOB: | 1 |
| K: | 1 | BB:  | 0 |
| S: | 6 | P:   | 6 |

|    |   |      |   |
|----|---|------|---|
| R: | 1 | H:   | 2 |
| E: | 0 | LOB: | 2 |
| K: | 0 | BB:  | 0 |
| S: | 3 | P:   | 4 |

|    |   |      |   |
|----|---|------|---|
| R: | 0 | H:   | 1 |
| E: | 0 | LOB: | 0 |
| K: | 0 | BB:  | 0 |
| S: | 3 | P:   | 3 |

|    |   |      |   |
|----|---|------|---|
| R: | 0 | H:   | 1 |
| E: | 0 | LOB: | 0 |
| K: | 0 | BB:  | 0 |
| S: | 4 | P:   | 4 |

|    |   |      |   |
|----|---|------|---|
| R: | 0 | H:   | 1 |
| E: | 0 | LOB: | 2 |
| K: | 0 | BB:  | 1 |
| S: | 4 | P:   | 8 |

|    |   |      |   |
|----|---|------|---|
| R: | 2 | H:   | 3 |
| E: | 0 | LOB: | 1 |
| K: | 0 | BB:  | 0 |
| S: | 5 | P:   | 5 |

|    |   |      |   |
|----|---|------|---|
| R: | 0 | H:   | 1 |
| E: | 0 | LOB: | 1 |
| K: | 1 | BB:  | 0 |
| S: | 6 | P:   | 6 |

|    |   |      |   |
|----|---|------|---|
| R: | 1 | H:   | 2 |
| E: | 0 | LOB: | 2 |
| K: | 0 | BB:  | 0 |
| S: | 3 | P:   | 4 |

|    |   |      |   |
|----|---|------|---|
| R: | 0 | H:   | 1 |
| E: | 0 | LOB: | 0 |
| K: | 0 | BB:  | 0 |
| S: | 5 | P:   | 5 |

|    |   |      |   |
|----|---|------|---|
| R: | 0 | H:   | 1 |
| E: | 0 | LOB: | 0 |
| K: | 0 | BB:  | 0 |
| S: | 3 | P:   | 3 |

|    |   |      |   |
|----|---|------|---|
| R: | 0 | H:   | 1 |
| E: | 0 | LOB: | 0 |
| K: | 0 | BB:  | 0 |
| S: | 4 | P:   | 4 |

|    |   |      |   |
|----|---|------|---|
| R: | 0 | H:   | 1 |
| E: | 0 | LOB: | 2 |
| K: | 0 | BB:  | 1 |
| S: | 4 | P:   | 8 |

|    |   |      |   |
|----|---|------|---|
| R: | 2 | H:   | 3 |
| E: | 0 | LOB: | 1 |
| K: | 0 | BB:  | 0 |
| S: | 5 | P:   | 5 |

|    |   |      |   |
|----|---|------|---|
| R: | 0 | H:   | 1 |
| E: | 0 | LOB: | 1 |
| K: | 1 | BB:  | 0 |
| S: | 6 | P:   | 6 |

|    |   |      |   |
|----|---|------|---|
| R: | 1 | H:   | 2 |
| E: | 0 | LOB: | 2 |
| K: | 0 | BB:  | 0 |
| S: | 3 | P:   | 4 |

|    |   |      |   |
|----|---|------|---|
| R: | 0 | H:   | 1 |
| E: | 0 | LOB: | 0 |
| K: | 0 | BB:  | 0 |
| S: | 3 | P:   | 3 |

|    |   |      |   |
|----|---|------|---|
| R: | 0 | H:   | 1 |
| E: | 0 | LOB: | 0 |
| K: | 0 | BB:  | 0 |
| S: | 4 | P:   | 4 |

|    |   |      |   |
|----|---|------|---|
| R: | 0 | H:   | 1 |
| E: | 0 | LOB: | 2 |
| K: | 0 | BB:  | 1 |
| S: | 4 | P:   | 8 |

|    |   |      |   |
|----|---|------|---|
| R: | 2 | H:   | 3 |
| E: | 0 | LOB: | 1 |
| K: | 0 | BB:  | 0 |
| S: | 5 | P:   | 5 |

|    |   |      |   |
|----|---|------|---|
| R: | 0 | H:   | 1 |
| E: | 0 | LOB: | 1 |
| K: | 1 | BB:  | 0 |
| S: | 6 | P:   | 6 |

|    |   |      |   |
|----|---|------|---|
| R: | 1 | H:   | 2 |
| E: | 0 | LOB: | 2 |
| K: | 0 | BB:  | 0 |
| S: | 3 | P:   | 4 |

|    |   |      |   |
|----|---|------|---|
| R: | 0 | H:   | 1 |
| E: | 0 | LOB: | 0 |
| K: | 0 | BB:  | 0 |
| S: | 5 | P:   | 5 |

|    |   |      |   |
|----|---|------|---|
| R: | 0 | H:   | 1 |
| E: | 0 | LOB: | 0 |
| K: | 0 | BB:  | 0 |
| S: | 3 | P:   | 3 |

|    |   |      |   |
|----|---|------|---|
| R: | 0 | H:   | 1 |
| E: | 0 | LOB: | 0 |
| K: | 0 | BB:  | 0 |
| S: | 4 | P:   | 4 |

|    |   |      |   |
|----|---|------|---|
| R: | 0 | H:   | 1 |
| E: | 0 | LOB: | 2 |
| K: | 0 | BB:  | 1 |
| S: | 4 | P:   | 8 |

|    |   |      |   |
|----|---|------|---|
| R: | 2 | H:   | 3 |
| E: | 0 | LOB: | 1 |
| K: | 0 | BB:  | 0 |
| S: | 5 | P:   | 5 |

|    |   |      |   |
|----|---|------|---|
| R: | 0 | H:   | 1 |
| E: | 0 | LOB: | 1 |
| K: | 1 | BB:  | 0 |
| S: | 6 | P:   | 6 |

|    |   |      |   |
|----|---|------|---|
| R: | 1 | H:   | 2 |
| E: | 0 | LOB: | 2 |
| K: | 0 | BB:  | 0 |
| S: | 3 | P:   | 4 |

| Batter   | 1   | 2   | 3   | 4  | 5   | 6   | 7   | 8   | 9   | AB R H RBI BB SO LOB   | TOP  |  |
|--|---|---|---|--|---|---|---|---|---|--|--|--|
| Tito Fuentes, S<br>OBP: 0.328, SLG: 0.393 (1, 4) X   | 0-0<br>6-3  |   | 0-0<br>SH1-3<br>1B 2B   | 0-0<br>F3  |   | 0-0<br>CS<br>1B   |   |   | 0-0<br>6-3  | 5 1 2 0 0 0 2  |  |  |
| Jim Davenport, R<br>OBP: 0.344, SLG: 0.417 (1, 6) X  | 0-0<br>F3   |   | 0-0<br>SH1-3  | 0-0<br>1B  |   | 0-0<br>1B   |   |   | 0-0<br>5-3  | 4 0 2 2 0 0 0  |  |  |
| Willie Mays, R<br>OBP: 0.331, SLG: 0.523 (1, 8) X    | 0-0<br>6-3  |   | 0-0<br>FC6-4<br>1B  | 0-0<br>1B  |   | 0-0<br>F3   |   |   | 0-3<br>K  | 5 0 2 2 0 1 1  |  |  |
| Willie McCovey, L<br>OBP: 0.400, SLG: 0.602 (1, 3) X |   | 0-0<br>HR   | 0-0<br>F4   | 0-0<br>3-1   |   |   |   |   | 0-3<br>K  | 4 1 1 1 0 1 3  |  |  |
| Jim Ray Hart, R<br>OBP: 0.397, SLG: 0.583 (1, 5) X   |   | 0-0<br>F8   | 0-0<br>FC6-4  |  | 0-0<br>F6   |   |   |   | 4-0<br>L5-3<br>BB   | 3 0 0 0 1 0 1  |  |  |
| Cap Peterson, R<br>OBP: 0.273, SLG: 0.268 (1, 7) X   |   | 0-0<br>HR<br>1B   |   | 0-0<br>F5  |   | 0-0<br>K  |   |   | 0-0<br>L5-3   | 4 1 1 0 0 1 1  |  |  |
| Don Landrum, L<br>OBP: 0.219, SLG: 0.172 (9, 7) X    |   |   |   |  |   |   |   |   | 1-2   | 0 0 0 0 0 0 0  |  |  |
| Tom Haller, L<br>OBP: 0.320, SLG: 0.430 (1, 2) X     |   | 0-0<br>HR   |   | 4-0<br>1B<br>BB  |   | 0-3<br>K  |   |   | 0-3<br>K  | 3 2 1 2 1 2 0  |  |  |
| Ollie Brown, R<br>OBP: 0.302, SLG: 0.288 (1, 9) X    |   | 0-3<br>K  |   | 0-0<br>1B<br>1B  |   | 0-0<br>1B<br>SH1-4<br>1B  |   |   | 0-0<br>5-3  | 4 2 2 0 0 1 0  |  |  |
| Ray Sadecki, L<br>OBP: 0.308, SLG: 0.538 (1, 1) X    |   | 0-0<br>4-3  |   | 0-0<br>1B<br>1B  |   | 0-0<br>SH1-4  |   |   | 0-3<br>K  | 3 1 1 1 0 1 0  |  |  |
| <b>Inning Stats</b>                                  | R: 0<br>E: 0<br>K: 0<br>S: 3<br>H: 0<br>LOB: 0<br>BB: 0<br>P: 3 | R: 3<br>E: 0<br>K: 1<br>S: 8<br>H: 3<br>LOB: 0<br>BB: 0<br>P: 8 | R: 1<br>E: 0<br>K: 0<br>S: 5<br>H: 2<br>LOB: 1<br>BB: 0<br>P: 5 | R: 3<br>E: 0<br>K: 0<br>S: 7<br>H: 4<br>LOB: 2<br>BB: 1<br>P: 11 | R: 0<br>E: 0<br>K: 2<br>S: 7<br>H: 0<br>LOB: 0<br>BB: 0<br>P: 7 | R: 1<br>E: 0<br>K: 0<br>S: 5<br>H: 3<br>LOB: 1<br>BB: 0<br>P: 5 | R: 0<br>E: 0<br>K: 1<br>S: 4<br>H: 0<br>LOB: 0<br>BB: 1<br>P: 8 | R: 0<br>E: 0<br>K: 2<br>S: 7<br>H: 0<br>LOB: 0<br>BB: 0<br>P: 7 | R: 0<br>E: 0<br>K: 1<br>S: 5<br>H: 0<br>LOB: 0<br>BB: 0<br>P: 5 | 1B: 9<br>2B: 2<br>3B: 0<br>HR: 2<br>SF: 0<br>SAC: 2<br>DP: 1<br>HBP: 0 | WP: 0<br>PB: 0<br>SB: 0<br>CS: 1<br>PA: 39 |  |
| <b>PITCHER</b>                                       | IP WLS BF H R ER SO BB IBB HBP BLK WP HR S P ERA WHIP           |   |   |  |   |   |   |   |   |  |  |  |
| Milt Pappas, R<br>ERA: 3.47 (1, 1)                   | 3.1 L 18 7 7 7 1 1 0 0 0 0 0 2 19 23 18.90 2.400                |   |   |  |   |   |   |   |   |  |  |  |
| Don Nottebart, R<br>ERA: 1.4 (4, 1)                  | 1.2 7 2 0 0 2 0 0 0 0 0 0 0 11 11 0.00 1.200                    |   |   |  |   |   |   |   |   |  |  |  |
| Joe Nuxhall, L<br>ERA: 6.97 (6, 1)                   | 2.0 8 3 1 1 1 1 0 0 0 0 0 9 13 4.50 2.000                       |   |   |  |   |   |   |   |   |  |  |  |
| Ted Davidson, L<br>ERA: 3.07 (8, 1)                  | 2.0 6 0 0 0 0 3 0 0 0 0 0 0 12 12 0.00 0.000                    |   |   |  |   |   |   |   |   |  |  |  |

San Francisco Giants @ Cincinnati Reds  
Crosley Field, Cincinnati, OH  
Mon May 30 1966, 7:05 PM EDT  
Att. 10,955 - Unknown

|     |    |
|-----|----|
| AB  | 35 |
| R   | 8  |
| H   | 12 |
| RBI | 8  |
| BB  | 2  |
| SO  | 7  |
| LOB | 8  |



livebaseballscorecards.com



| Batter   | 1         | 2        | 3                          | 4        | 5        | 6         | 7         | 8            | 9            | AB | R | H | RBI | BB | SO | LOB |
|--|-----------|----------|----------------------------|----------|----------|-----------|-----------|--------------|--------------|----|---|---|-----|----|----|-----|
| Tommy Helms, R (1, 5)<br>OBP: 0.301, SLG: 0.369    | 0-0 F9 ①  |          | 4-0 BB BB BB 1B BB 1-2 2-3 |          | 0-3 K ③  |           |           | 0-0 1B       |              | 3  | 0 | 1 | 0   | 1  | 1  | 0   |
| Pete Rose, S (1, 4)<br>OBP: 0.295, SLG: 0.323      | 0-0 F9 ②  |          | 0-0 FC6-4 1B 1-2 2-H 3-H   |          |          | 0-0 F8 ①  |           | 0-0 F9 ①     |              | 4  | 0 | 1 | 2   | 0  | 0  | 1   |
| Vada Pinson, L (1, 9)<br>OBP: 0.371, SLG: 0.503    | 0-0 4-3 ③ |          | 0-0 F9 ②                   |          |          | 0-0 4-3 ② |           | 0-3 K ②      |              | 4  | 0 | 0 | 0   | 0  | 1  | 3   |
| Don Pavletich, R (1, 3)<br>OBP: 0.330, SLG: 0.453  |           | 0-3 K ①  | 0-0 FC6-4 ③                |          |          | 0-0 5-3 ③ |           | 0-0 F7 ③     |              | 4  | 0 | 0 | 0   | 0  | 1  | 3   |
| Deron Johnson, R (1, 7)<br>OBP: 0.271, SLG: 0.341  |           | 0-0 F9 ② |                            | 0-0 F4 ① |          |           | 0-0 F9 ①  |              | 0-0 WP 1B 1B | 4  | 1 | 1 | 0   | 0  | 0  | 0   |
| Leo Cardenas, R (1, 6)<br>OBP: 0.309, SLG: 0.362   |           | 0-3 K ③  |                            | 0-0 F7 ② |          |           | 0-0 1-3 ② |              | 0-3 K ①      | 4  | 0 | 0 | 0   | 0  | 2  | 1   |
| Tommy Harper, R (1, 8)<br>OBP: 0.365, SLG: 0.373   |           |          | 4-0 BB BB BB 1B BB         |          | 0-0 F8 ③ |           |           | 0-0 HR       |              | 3  | 2 | 2 | 2   | 1  | 0  | 0   |
| Johnny Edwards, L (1, 2)<br>OBP: 0.360, SLG: 0.358 |           |          | 4-0 BB BB BB 1B BB 1-2     |          | 0-3 K ①  |           |           | 4-0 BB BB BB |              | 1  | 1 | 0 | 0   | 2  | 1  | 0   |
| Jimmie Coker, R (9, PH)                            |           |          |                            |          |          |           |           | 0-0 F9 ②     |              | 1  | 0 | 0 | 0   | 0  | 0  | 1   |
| Milt Pappas, R (1, 1)<br>OBP: 0.187, SLG: 0.261    |           |          | 0-3 K ①                    |          | 0-0 F8 ② |           |           | 0-0 FC6-4 ③  |              | 1  | 0 | 0 | 0   | 0  | 1  | 2   |
| Don Nottbart, R (4, 1)                             |           |          |                            |          |          |           |           |              |              | 0  | 0 | 0 | 0   | 0  | 0  | 0   |
| Dick Simpson, R (5, PH)<br>OBP: 0.143, SLG: 0.143  |           |          |                            |          |          |           |           |              |              | 1  | 0 | 0 | 0   | 0  | 0  | 0   |
| Joe Nuxhall, L (6, 1)                              |           |          |                            |          |          |           |           |              |              | 0  | 0 | 0 | 0   | 0  | 0  | 0   |
| Tony Perez, R (7, PH)<br>OBP: 0.329, SLG: 0.328    |           |          |                            |          |          |           |           |              |              | 1  | 0 | 0 | 0   | 0  | 0  | 1   |
| Ted Davidson, R (8, 1)                             |           |          |                            |          |          |           |           |              |              | 0  | 0 | 0 | 0   | 0  | 0  | 0   |
| Giraldo Ruiz, S (9, PH)                            |           |          |                            |          |          |           |           |              |              | 1  | 0 | 0 | 0   | 0  | 0  | 1   |

| Inning Stats                                  | R: 0 | H: 0 | E: 0 | K: 0 | S: 3 | R: 0 | H: 0 | E: 0 | K: 2 | S: 7 | R: 0 | H: 0 | E: 0 | K: 1 | S: 6 | R: 0 | H: 0 | E: 0 | K: 0 | S: 3 | R: 0 | H: 0 | E: 0 | K: 2 | S: 7 | R: 1 | H: 1 | E: 0 | K: 0 | S: 4 | R: 0 | H: 1 | E: 0 | K: 1 | S: 6 | R: 1 | H: 2 | E: 0 | K: 1 | S: 7 | 1B: 4 | 2B: 0 | 3B: 0 | HR: 1 | SF: 0 | SAC: 0 | DP: 0 | HBP: 0 | WP: 1 | PA: 36 |
|---|------|------|------|------|------|------|------|------|------|------|------|------|------|------|------|------|------|------|------|------|------|------|------|------|------|------|------|------|------|------|------|------|------|------|------|------|------|------|------|------|-------|-------|-------|-------|-------|--------|-------|--------|-------|--------|
| PITCHER<br>Ray Sadecki, L (1, 1)<br>ERA: 4.05 | IP   | WLS  | BF   | H    | R    | ER   | SO   | BB   | IBB  | HBP  | BLK  | WP   | HR   | S    | P    | ERA  | WHIP | IP   | WLS  | BF   | H    | R    | ER   | SO   | BB   | IBB  | HBP  | BLK  | WP   | HR   | S    | P    | ERA  | WHIP |      |      |      |      |      |      |       |       |       |       |       |        |       |        |       |        |


**BOTTOM**

**San Francisco Giants @ Cincinnati Reds**  
Crosley Field, Cincinnati, OH

Mon May 30 1966, 7:05 PM EDT  
Att. 10,955 - Unknown

livebaseballscorecards.com

|     |    |
|-----|----|
| AB  | 32 |
| R   | 4  |
| H   | 5  |
| RBI | 4  |
| BB  | 4  |
| SO  | 7  |
| LOB | 13 |



| Batter   | 1   | 2                               | 3                            | 4                               | 5                             | 6                               | 7                            | 8                               | 9                            | AB R H RBI BB SO LOB             | TOP  |                                 |                              |                                 |                              |                                 |                              |                                  |                                  |                                    |                                  |        |
|--|---|---------------------------------|------------------------------|---------------------------------|-------------------------------|---------------------------------|------------------------------|---------------------------------|------------------------------|----------------------------------|--|---------------------------------|------------------------------|---------------------------------|------------------------------|---------------------------------|------------------------------|----------------------------------|----------------------------------|------------------------------------|----------------------------------|--------|
| Tito Fuentes, S (1, 4)<br>OBP: 0.333, SLG: 0.397   | 0-0<br>6-3  |                                 |                              | 0-0<br>SH3-4<br>1B              | 0-0<br>2-H<br>1B              |                                 |                              | 0-0<br>5-3                      |                              | 4 0 2 1 0 0 0                    | <b>San Francisco Giants @ Cincinnati Reds</b><br>Crosley Field, Cincinnati, OH<br>Tue May 31 1966, 7:05 PM EDT<br>Att. 8,612 - Unknown<br><a href="http://livebaseballscorecards.com">livebaseballscorecards.com</a> |                                 |                              |                                 |                              |                                 |                              |                                  |                                  |                                    |                                  |        |
| Jim Davenport, R (1, 6)<br>OBP: 0.333, SLG: 0.402  | 0-3<br>K  |                                 |                              | 0-0<br>SH3-4<br>1-2             |                               |                                 | 0-0<br>F4                    | 0-3<br>K                        |                              | 3 0 0 0 0 2 0                    |  |                                 |                              |                                 |                              |                                 |                              |                                  |                                  |                                    |                                  |        |
| Willie Mays, R (1, 8)<br>OBP: 0.330, SLG: 0.516    | 0-0<br>6-3  |                                 |                              | 0-0<br>F8                       |                               |                                 | 0-0<br>1-3                   |                                 | 0-0<br>BB<br>1B              | 4 1 1 0 0 0 1                    |  |                                 |                              |                                 |                              |                                 |                              |                                  |                                  |                                    |                                  |        |
| Willie McCovey, L (1, 3)<br>OBP: 0.396, SLG: 0.587 |   | 0-0<br>4-3                      |                              | 0-3<br>K                        |                               |                                 | 0-0<br>F8                    |                                 | 4-0<br>BB<br>1B<br>1-2<br>BB | 3 0 0 0 1 1 1                    |  |                                 |                              |                                 |                              |                                 |                              |                                  |                                  |                                    |                                  |        |
| Jim Ray Hart, R (1, 5)<br>OBP: 0.394, SLG: 0.593   |   | 0-0<br>F9                       |                              |                                 | 0-0<br>G3                     |                                 | 0-0<br>HR                    |                                 | 0-3<br>K                     | 4 1 1 1 0 1 2                    |  |                                 |                              |                                 |                              |                                 |                              |                                  |                                  |                                    |                                  |        |
| Cap Peterson, R (1, 7)<br>OBP: 0.277, SLG: 0.295   |   | 0-3<br>K                        |                              |                                 | 0-0<br>2B                     |                                 | 0-0<br>F2                    |                                 | 0-0<br>1-3<br>2-H<br>1B      | 3 1 1 0 0 1 0<br>1 0 1 1 0 0 0   |  |                                 |                              |                                 |                              |                                 |                              |                                  |                                  |                                    |                                  |        |
| Don Landrum, L (7, 7)<br>OBP: 0.231, SLG: 0.186    |   |                                 |                              |                                 | 0-3<br>K                      |                                 | 0-0<br>F6                    |                                 | 0-0<br>F6                    | 4 0 0 0 0 1 2                    |  |                                 |                              |                                 |                              |                                 |                              |                                  |                                  |                                    |                                  |        |
| Tom Haller, L (1, 2)<br>OBP: 0.312, SLG: 0.417     |   |                                 | 0-0<br>F4                    |                                 | 0-3<br>K                      |                                 | 0-0<br>F6                    |                                 | 0-0<br>F6                    | 2 1 0 0 1 1 0                    |  |                                 |                              |                                 |                              |                                 |                              |                                  |                                  |                                    |                                  |        |
| Ollie Brown, R (1, 9)<br>OBP: 0.303, SLG: 0.283    |   |                                 | 0-3<br>K                     |                                 | 4-0<br>2B<br>IBB              |                                 | 0-0<br>F1                    |                                 |                              | 3 1 1 2 0 1 0                    |  |                                 |                              |                                 |                              |                                 |                              |                                  |                                  |                                    |                                  |        |
| Juan Marichal, R (1, 1)<br>OBP: 0.325, SLG: 0.400  |   |                                 | 0-3<br>K                     |                                 | 0-0<br>1-H<br>2-H<br>1B<br>2B |                                 |                              | 0-0<br>5-3                      |                              |                                  |  |                                 |                              |                                 |                              |                                 |                              |                                  |                                  |                                    |                                  |        |
| <b>Inning Stats</b>                                | R: 0<br>E: 0<br>K: 1<br>S: 5                          | H: 0<br>LOB: 0<br>BB: 0<br>P: 5 | R: 0<br>E: 0<br>K: 1<br>S: 5 | H: 0<br>LOB: 0<br>BB: 0<br>P: 5 | R: 0<br>E: 0<br>K: 2<br>S: 7  | H: 0<br>LOB: 0<br>BB: 0<br>P: 7 | R: 0<br>E: 0<br>K: 1<br>S: 6 | H: 1<br>LOB: 1<br>BB: 0<br>P: 6 | R: 3<br>E: 0<br>K: 1<br>S: 7 | H: 3<br>LOB: 1<br>BB: 1<br>P: 11 | R: 0<br>E: 0<br>K: 0<br>S: 3   | H: 0<br>LOB: 0<br>BB: 0<br>P: 3 | R: 1<br>E: 0<br>K: 0<br>S: 4 | H: 1<br>LOB: 0<br>BB: 0<br>P: 4 | R: 0<br>E: 0<br>K: 1<br>S: 5 | H: 0<br>LOB: 0<br>BB: 0<br>P: 5 | R: 1<br>E: 0<br>K: 1<br>S: 6 | H: 2<br>LOB: 1<br>BB: 1<br>P: 10 | 1B: 4<br>2B: 2<br>3B: 0<br>HR: 1 | SF: 0<br>SAC: 1<br>DP: 0<br>HBP: 0 | WP: 0<br>PB: 0<br>SB: 0<br>CS: 0 | PA: 34 |
| <b>PITCHER</b>                                     | IP WLS BF H R ER SO BB IBB HBP BLK WP HR S P ERA WHIP |                                 |                              |                                 |                               |                                 |                              |                                 |                              |                                  |  |                                 |                              |                                 |                              |                                 |                              |                                  |                                  |                                    |                                  |        |
| Sammy Ellis, R (1, 1)<br>ERA: 5.46                 | 7.0 L 26 5 4 4 6 0 1 0 0 0 0 1 37 41 5.14 0.714       |                                 |                              |                                 |                               |                                 |                              |                                 |                              |                                  |  |                                 |                              |                                 |                              |                                 |                              |                                  |                                  |                                    |                                  |        |
| Jack Baldschun, R (8, 1)<br>ERA: 5.11              | 1.2 7 2 1 1 2 1 0 0 0 0 0 0 10 14 5.40 1.800          |                                 |                              |                                 |                               |                                 |                              |                                 |                              |                                  |  |                                 |                              |                                 |                              |                                 |                              |                                  |                                  |                                    |                                  |        |
| Ted Davidson, L (9, 1)<br>ERA: 3.0                 | 0.1 1 0 0 0 0 0 0 0 0 0 0 0 1 1 0.00 0.000            |                                 |                              |                                 |                               |                                 |                              |                                 |                              |                                  |  |                                 |                              |                                 |                              |                                 |                              |                                  |                                  |                                    |                                  |        |





| Batter  | 1   | 2                                     | 3                                     | 4                                     | 5                                     | 6                                     | 7                                     | 8                                     | 9                                     | AB R H RBI BB SO LOB   | TOP   |   |
|---|---|---------------------------------------|---------------------------------------|---------------------------------------|---------------------------------------|---------------------------------------|---------------------------------------|---------------------------------------|---------------------------------------|--|---|---|
| Tito Fuentes, S<br>OBP: 0.323, SLG: 0.385 (1, 4) X  | 0-0 F8  |                                       | 0-0 5-3                               |                                       |                                       | 0-0 F6                                |                                       | 0-0 6-3                               |                                       | 4 0 0 0 0 0 0  | <b>San Francisco Giants @ Atlanta Braves</b><br>Atlanta Stadium, Atlanta, GA<br>Wed Jun 01 1966, 7:05 PM EDT<br>Att: 26,951 - Unknown<br><a href="http://livebaseballscorecards.com">livebaseballscorecards.com</a> |   |
| Jim Davenport, R<br>OBP: 0.340, SLG: 0.433 (1, 6) B B B   | 4-0 HR BB   |                                       | 0-0 6-3                               |                                       |                                       | 0-0 HR                                |                                       | 0-0 F8                                |                                       | 3 2 1 1 1 0 0  |   |   |
| Willie Mays, R<br>OBP: 0.333, SLG: 0.534 (1, 8) X   | 0-0 HR  |                                       | 0-0 F9                                |                                       |                                       | 0-0 FC4-6 1B                          |                                       | 0-0 4-3                               |                                       | 4 1 2 2 0 0 0  |   |   |
| Willie McCovey, L<br>OBP: 0.399, SLG: 0.608 (1, 3) X  | 0-0 HR  |                                       |                                       |                                       |                                       | 0-0 FC4-6 BB 1-2f                     |                                       | 0-0 4-3                               |                                       | 4 1 2 1 0 0 1  |   |   |
| Jim Ray Hart, R<br>OBP: 0.391, SLG: 0.583 (1, 5) S S S  | 0-3 K   |                                       |                                       |                                       |                                       | 4-0 G5-4-3 1-2f BB                    |                                       | 0-0 6-3                               |                                       | 3 0 0 0 1 1 1  |   |   |
| Cap Peterson, R<br>OBP: 0.260, SLG: 0.277 (1, 7) X<br>Don Landrum, L<br>OBP: 0.227, SLG: 0.183 (6, 7) | 0-0 F8  |                                       |                                       |                                       |                                       | 0-0 F8                                |                                       | 0-0 F7                                |                                       | 3 0 0 0 0 0 2<br>1 0 0 0 0 0 0                                   |   |   |
| Tom Haller, L<br>OBP: 0.306, SLG: 0.408 (1, 2)  |   |                                       | 0-3 K2-3                              |                                       |                                       | 0-0 4-3                               |                                       | 0-0 F9                                |                                       | 3 0 0 0 0 1 0  |   |   |
| Ollie Brown, R<br>OBP: 0.296, SLG: 0.276 (1, 9)   |   |                                       | 0-3 K                                 |                                       |                                       | 0-0 F9                                |                                       | 0-3 K                                 |                                       | 3 0 0 0 0 2 0  |   |   |
| Ron Herbel, R (1, 1)<br>Frank Linzy, R (9, 1)<br>Bill Henry, L (9, 1)<br>Lindy McDaniel, R (9, 1)     |   |                                       | 0-3 K                                 |                                       |                                       | 0-3 K                                 |                                       | 0-3 K2-3                              |                                       | 3 0 0 0 0 3 0<br>0 0 0 0 0 0 0<br>0 0 0 0 0 0 0<br>0 0 0 0 0 0 0 |   |   |
| <b>Inning Stats</b>   | R: 3 H: 2 E: 0 LOB: 0 K: 1 BB: 1 S: 7 P: 11           | R: 0 H: 0 E: 0 LOB: 0 K: 3 BB: 0 P: 9 | R: 0 H: 0 E: 0 LOB: 0 K: 0 BB: 0 P: 3 | R: 0 H: 1 E: 0 LOB: 0 K: 0 BB: 0 P: 3 | R: 0 H: 0 E: 0 LOB: 0 K: 1 BB: 0 P: 5 | R: 1 H: 2 E: 0 LOB: 2 K: 0 BB: 1 P: 9 | R: 0 H: 0 E: 0 LOB: 0 K: 2 BB: 0 P: 7 | R: 0 H: 0 E: 0 LOB: 0 K: 0 BB: 0 P: 3 | R: 0 H: 0 E: 0 LOB: 0 K: 0 BB: 0 P: 3 | 1B: 2 SF: 0 2B: 0 SAC: 0 3B: 0 DP: 1 HR: 3 HBP: 0                |   | WP: 0 PA: 33 PB: 0 SB: 0 CS: 0  |
| <b>PITCHER</b><br>Ken Johnson, R (1, 1) ERA: 3.11<br>Arnold Umbach, R (7, 1) ERA: 3.6                 | IP WLS BF H R ER SO BB IBB HBP BLK WP HR S P ERA WHIP |                                       |                                       |                                       |                                       |                                       |                                       |                                       |                                       |  |   | <b>PITCHER</b><br>IP WLS BF H R ER SO BB IBB HBP BLK WP HR S P ERA WHIP |



BOTTOM

San Francisco Giants @ Atlanta Braves  
Atlanta Stadium, Atlanta, GA  
Wed Jun 01 1966, 7:05 PM EDT  
Att. 26,951 - Unknown

livebaseballscorecards.com

|     |    |
|-----|----|
| AB  | 33 |
| R   | 3  |
| H   | 5  |
| RBI | 3  |
| BB  | 1  |
| SO  | 4  |
| LOB | 11 |



|    |   |    |    |
|----|---|----|----|
| WP | 0 | PA | 35 |
| PB | 0 |    |    |
| SB | 0 |    |    |
| CS | 0 |    |    |

AB R H RBI BB SO LOB

3 0 1 0 1 0 0

3 1 0 0 0 0 2

4 2 1 2 0 0 0

4 0 2 0 0 0 0

4 0 1 1 0 1 1

0 0 0 0 0 0 0

3 0 0 0 0 0 1

1 0 0 0 0 0 2

2 0 0 0 0 0 1

1 0 0 0 0 1 0

2 0 0 0 0 0 0

0-0

0-0

0-0

0-0

0-0

0-0

0-0

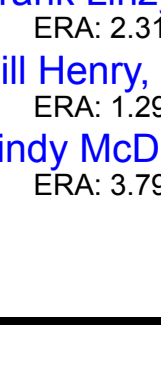
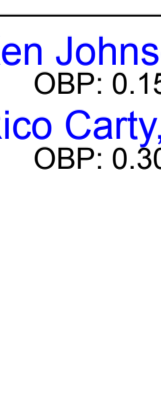
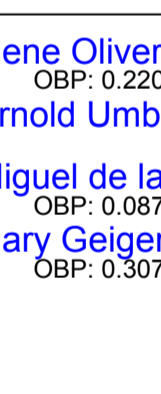
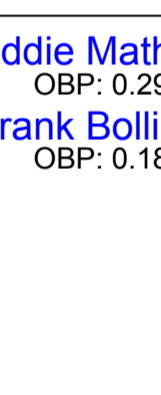
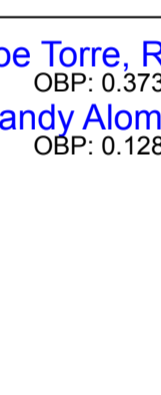


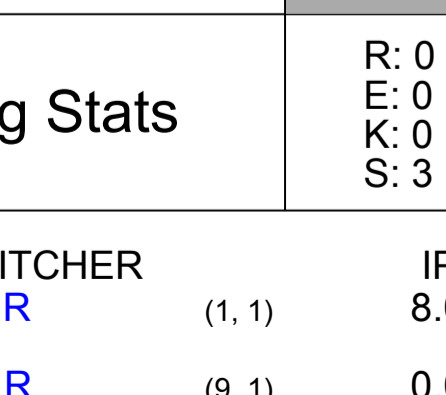
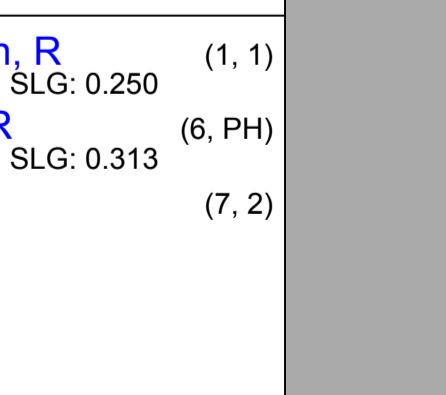
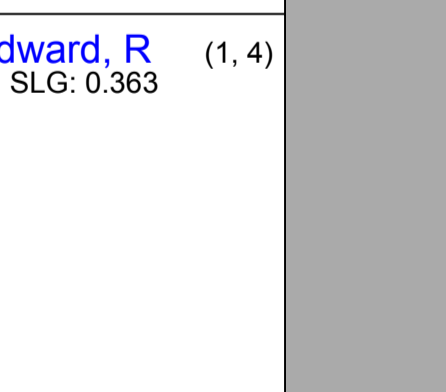
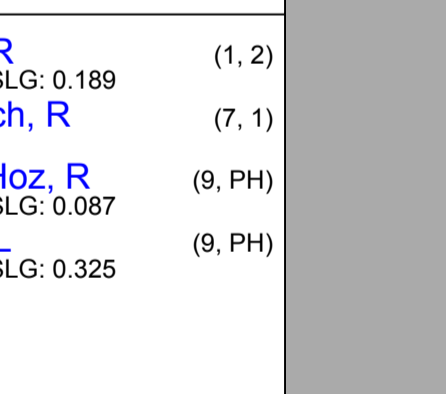
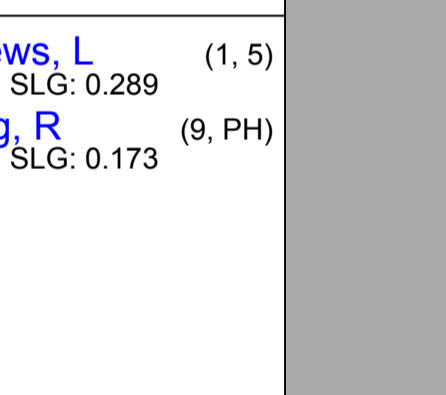
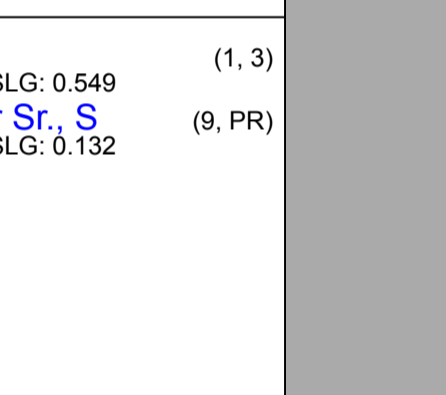

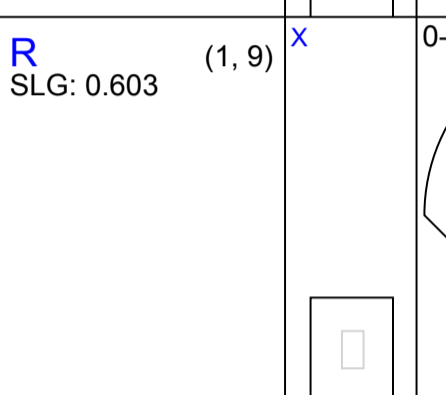
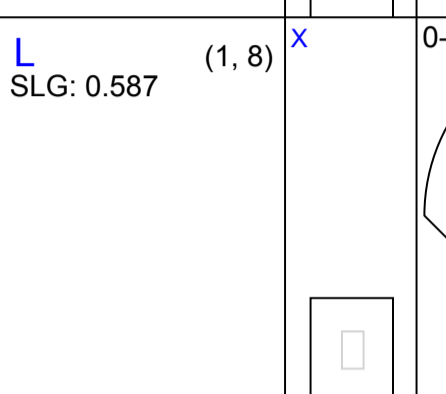
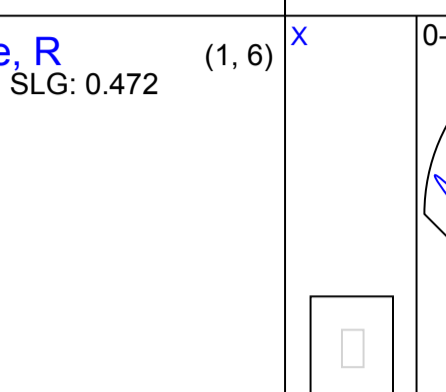
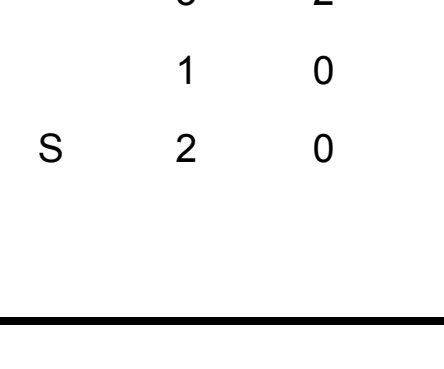
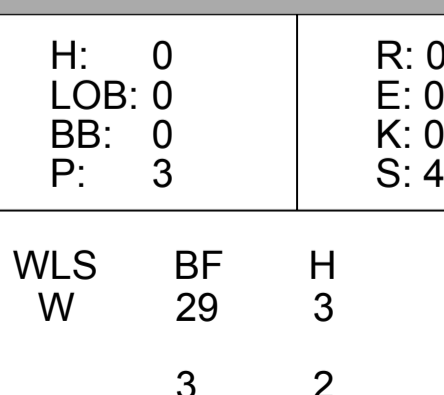

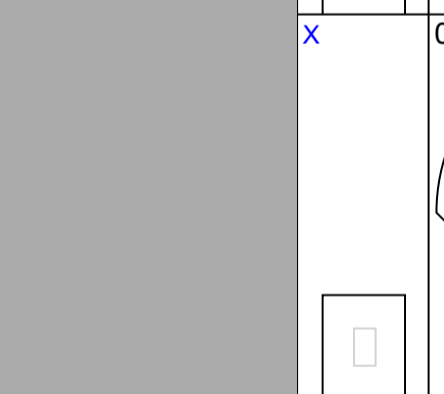
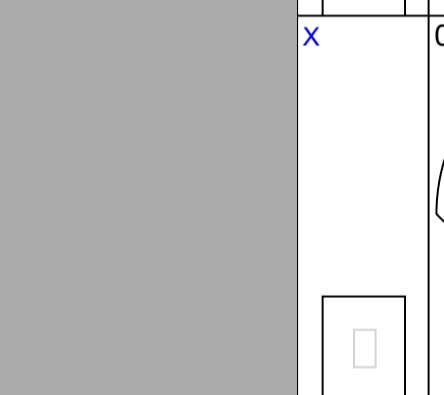
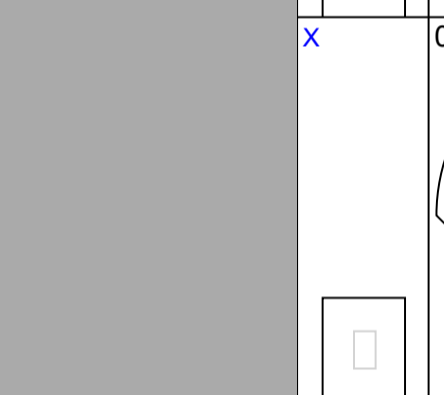
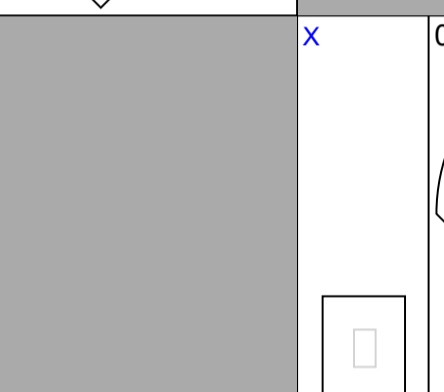
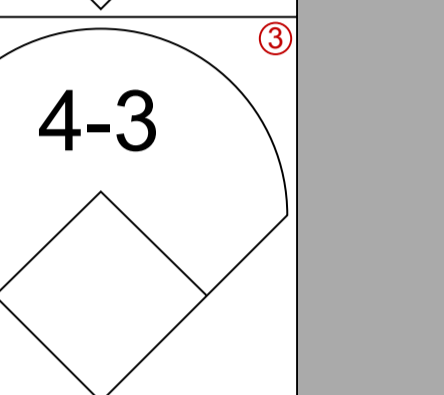
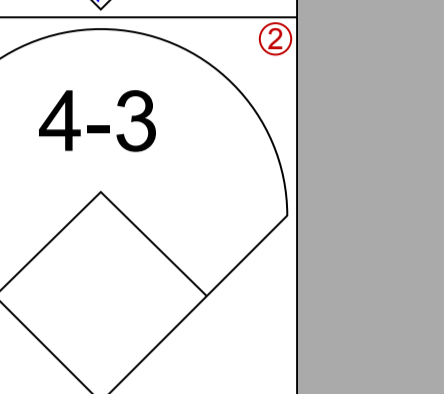
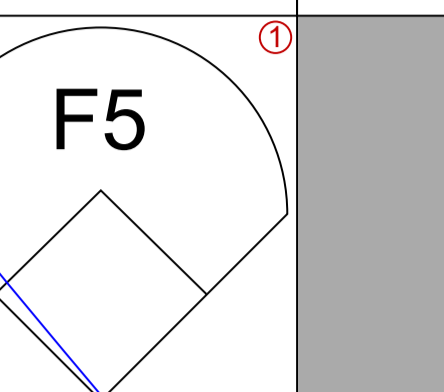

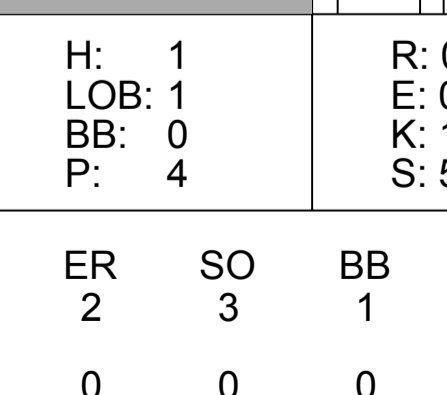
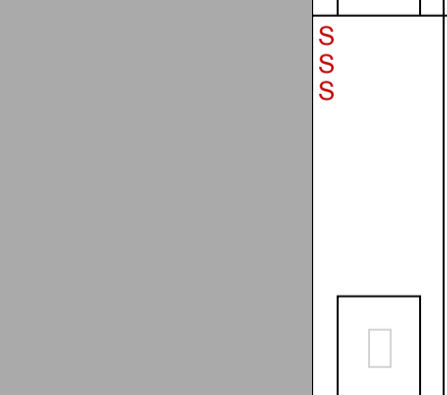

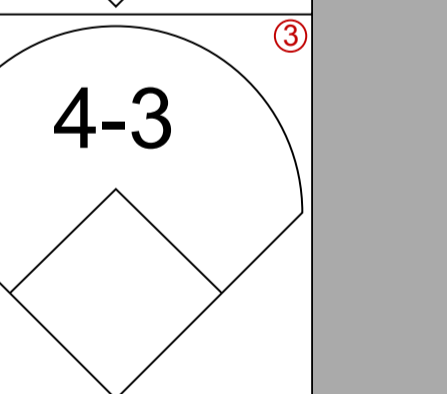
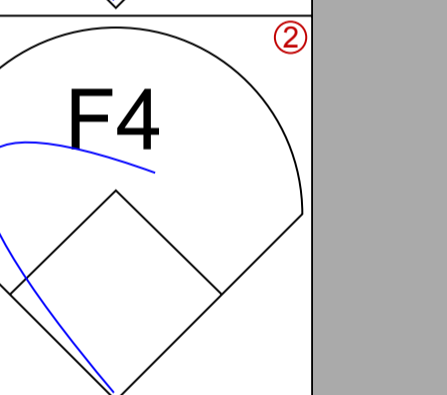
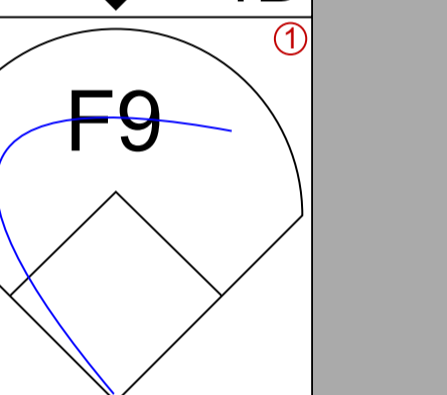
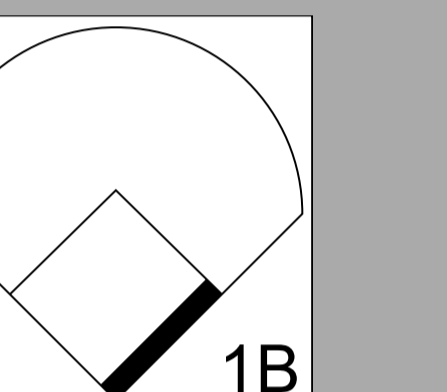

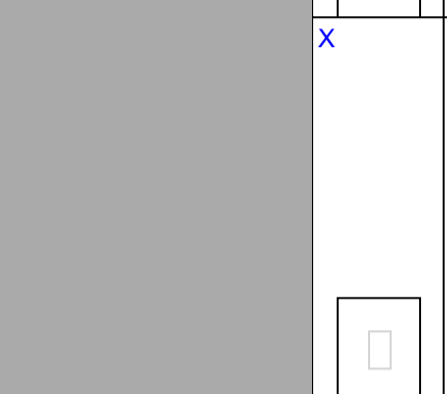


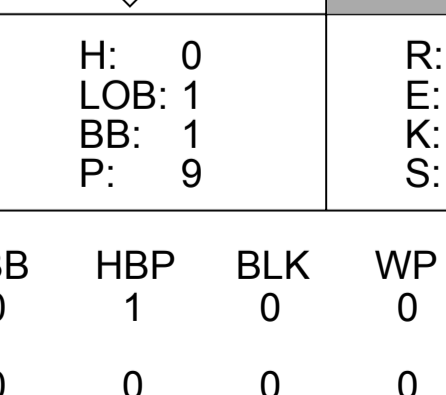
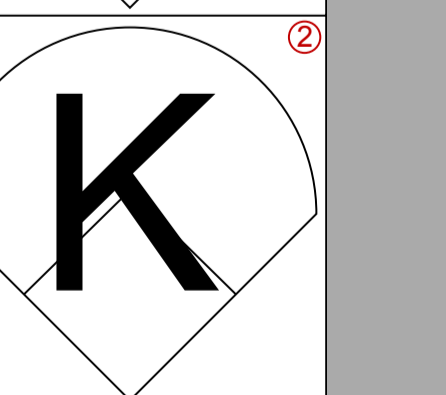
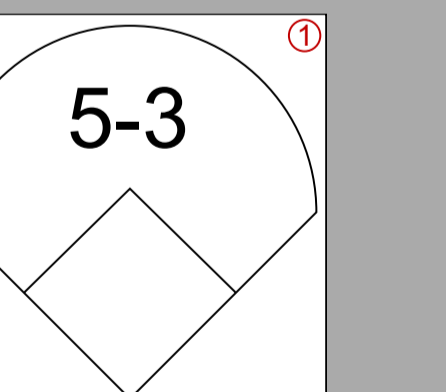
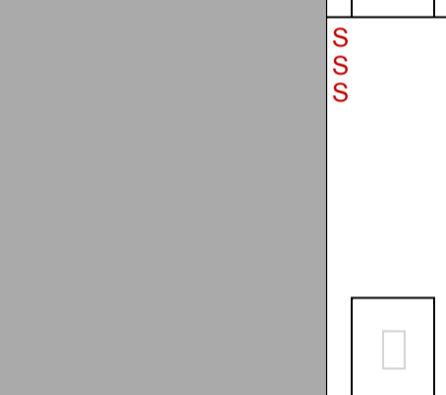
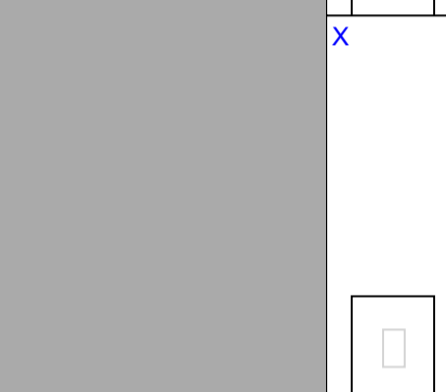
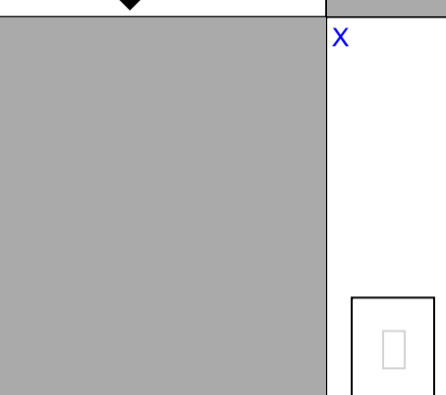
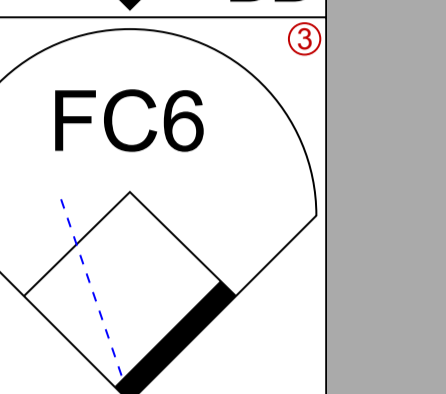
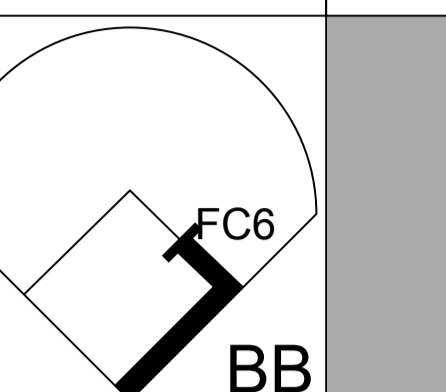
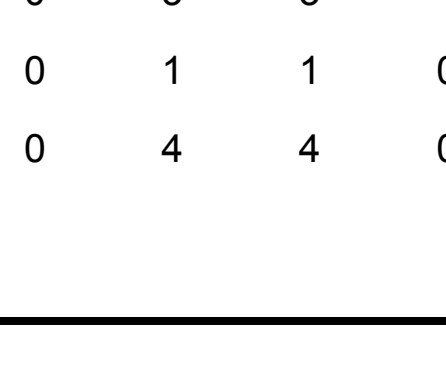
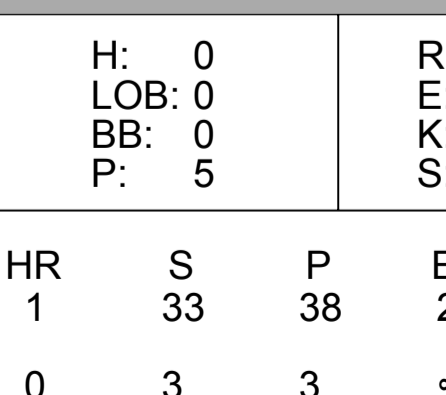




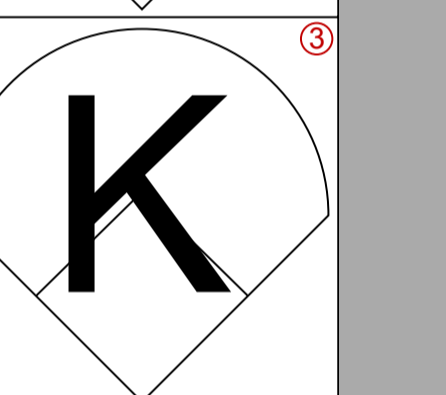
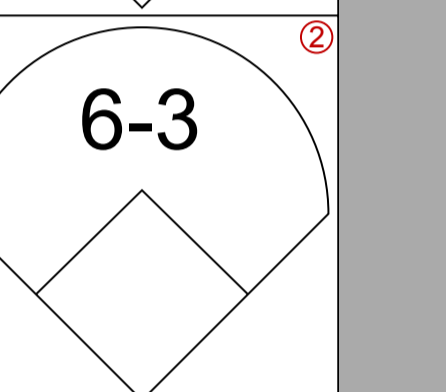
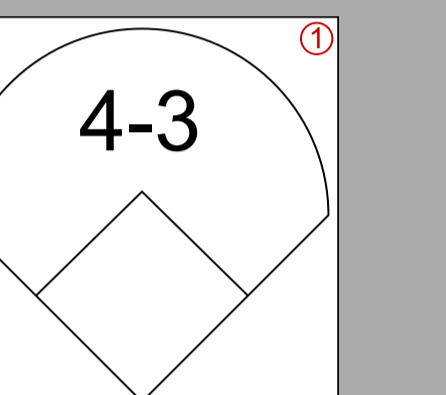

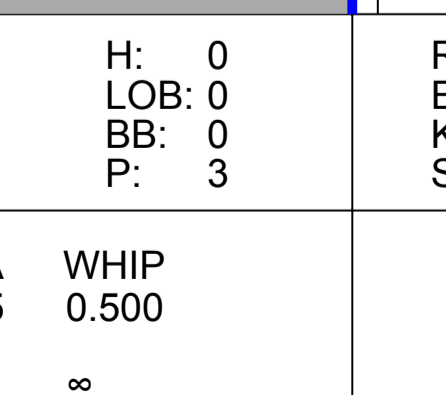
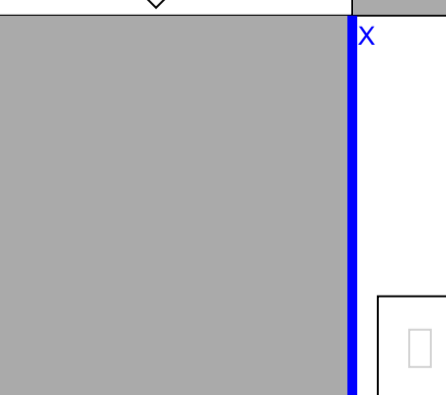
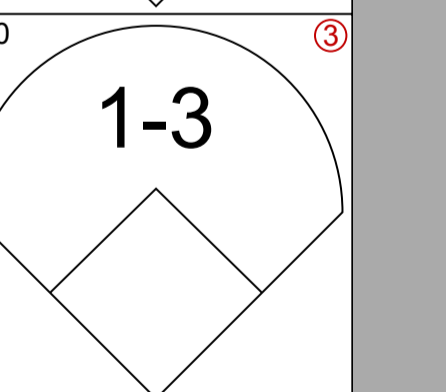
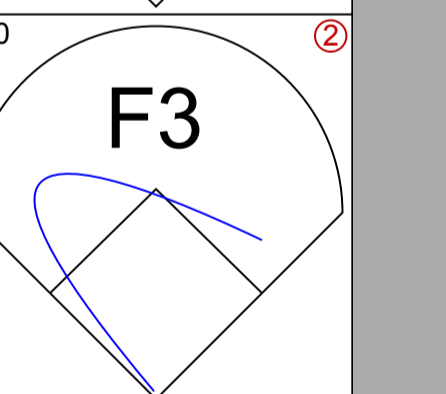
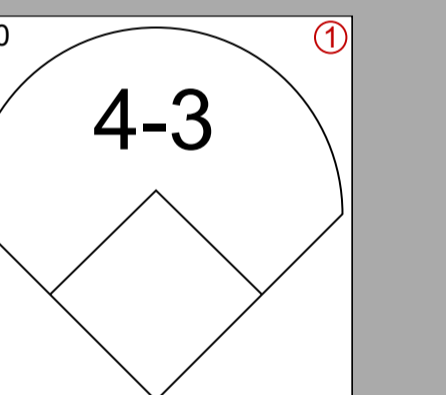

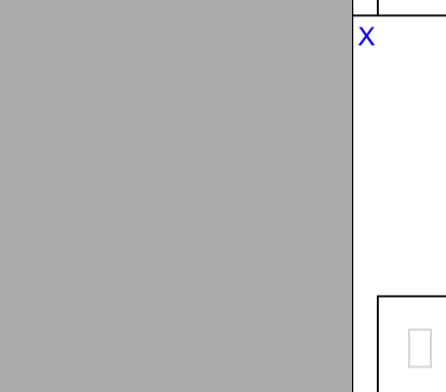

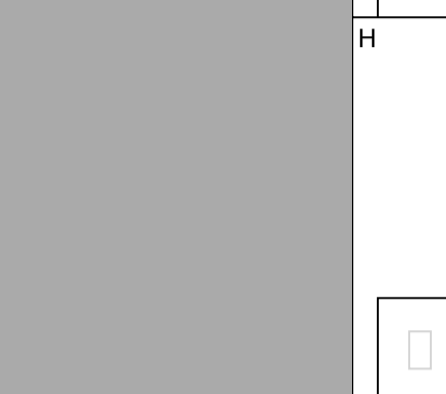
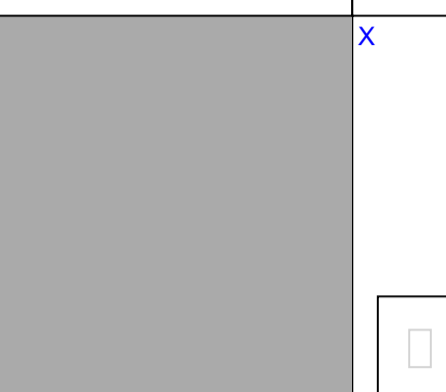

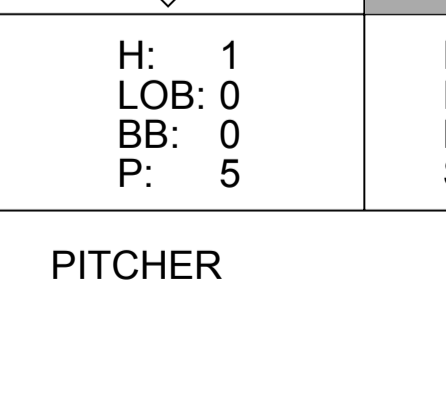
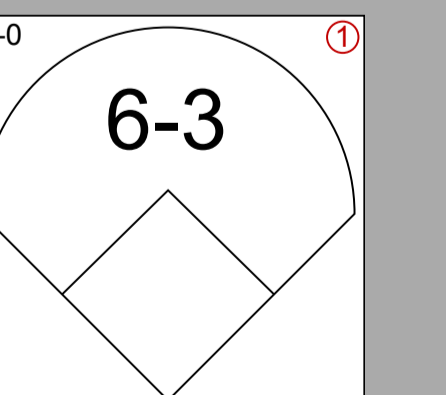
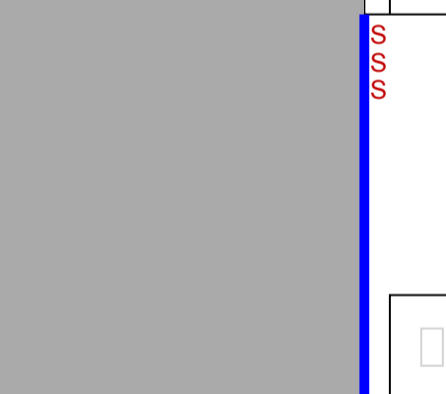
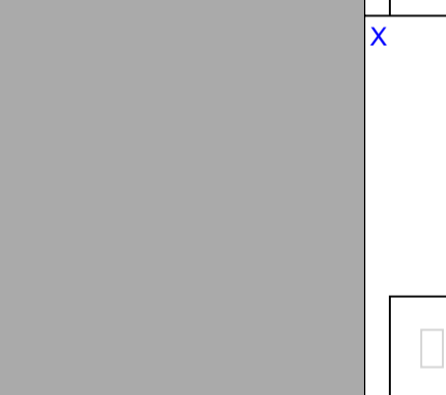
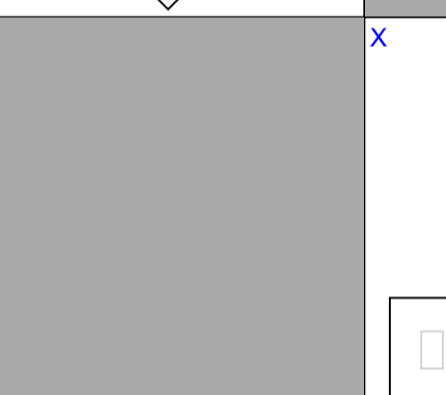
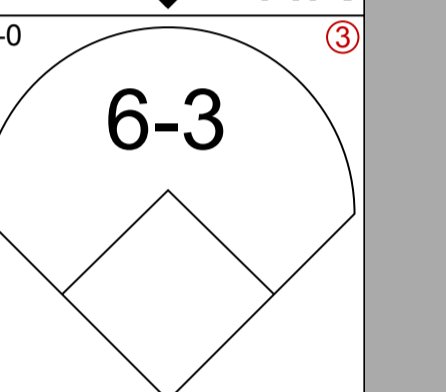
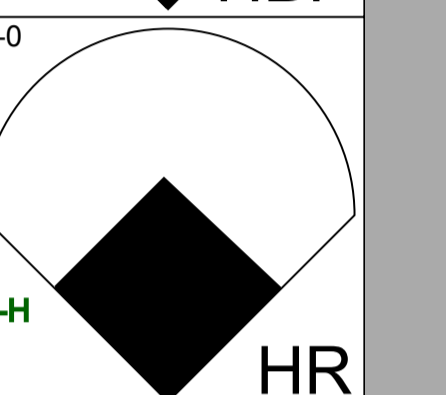
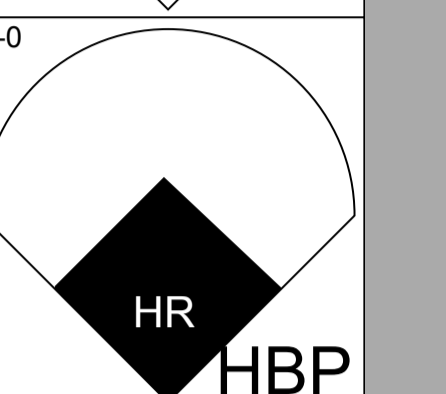
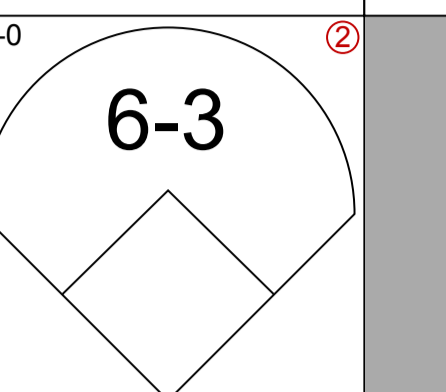
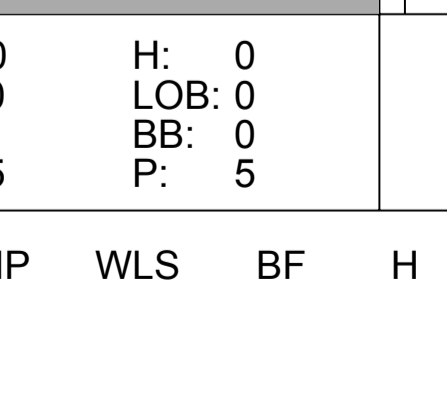


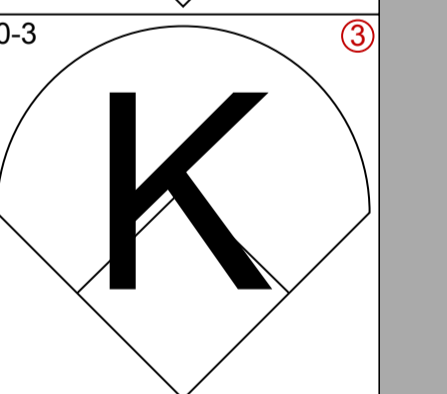
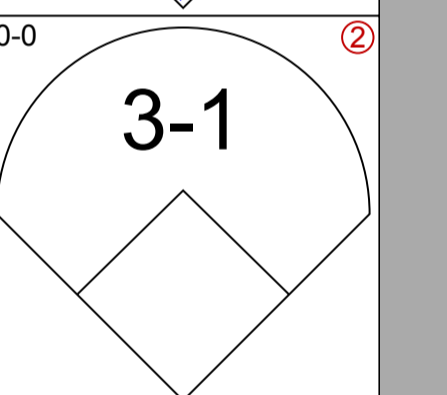
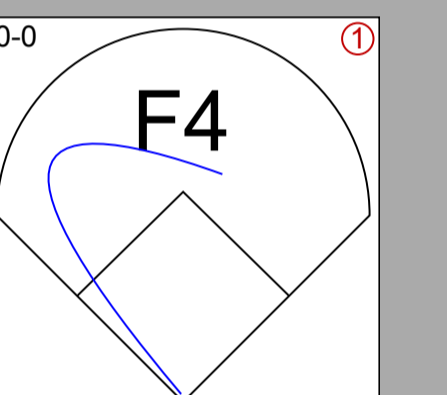




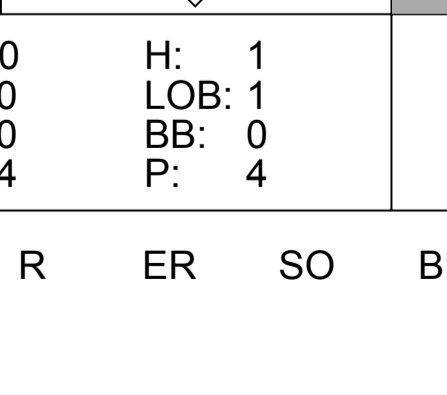
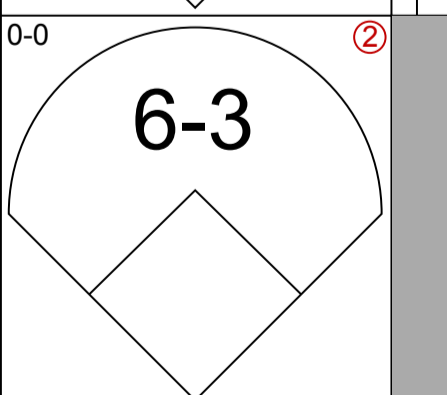
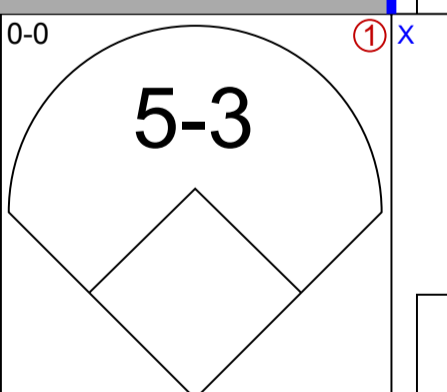





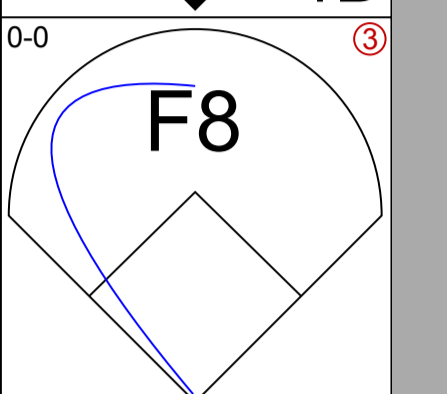
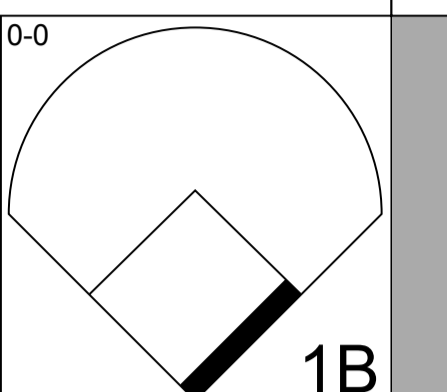
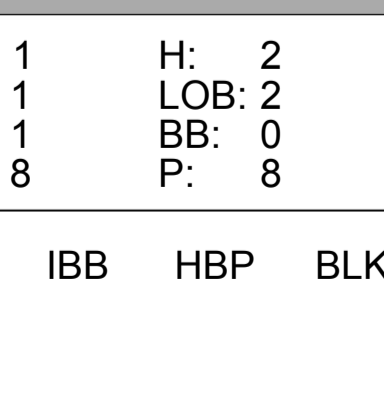

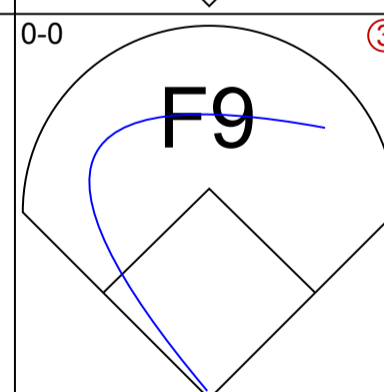
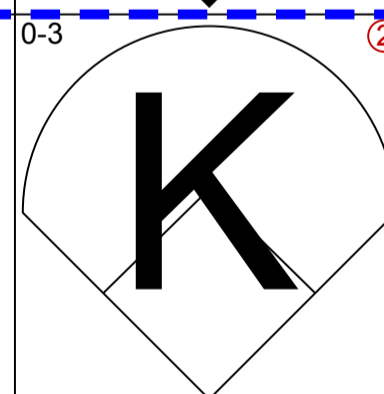
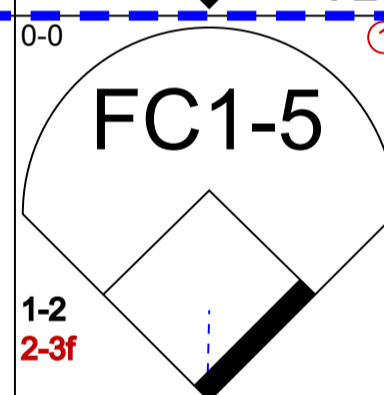
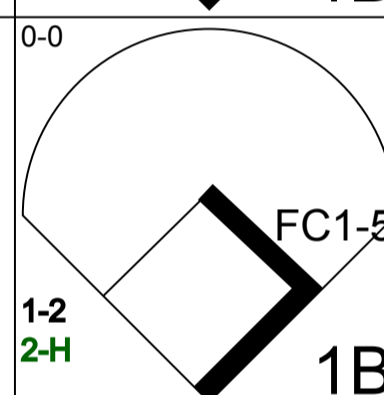
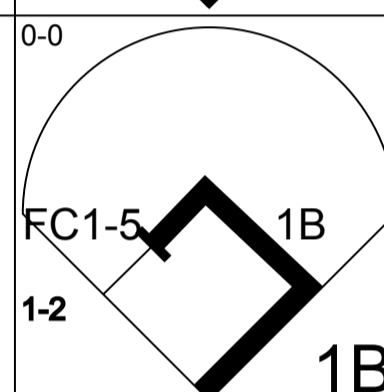
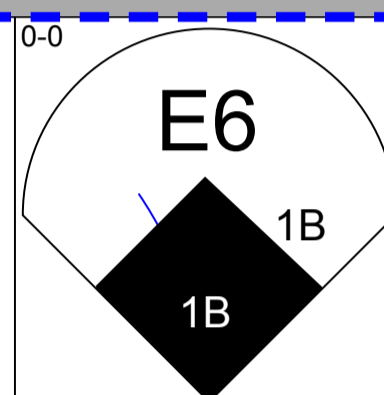

0-0

0-0

0-0

0-0

0-0



Inning Stats

|      |        |      |        |      |        |      |        |      |        |      |        |      |        |      |        |      |        |      |        |
|------|--------|------|--------|------|--------|------|--------|------|--------|------|--------|------|--------|------|--------|------|--------|------|--------|
| R: 0 | H: 0   | R: 0 | H: 1   | R: 0 | H: 0   | R: 0 | H: 0   | R: 2 | H: 1   | R: 0 | H: 0   | R: 0 | H: 1   | R: 0 | H: 2   | R: 1 | H: 2   | R: 0 | H: 0   |
| E: 0 | LOB: 0 | E: 0 | LOB: 1 | E: 0 | LOB: 1 | E: 0 | LOB: 0 | E: 0 | LOB: 0 | E: 0 | LOB: 0 | E: 0 | LOB: 0 | E: 0 | LOB: 1 | E: 1 | LOB: 2 | E: 0 | LOB: 0 |
| K: 0 | BB: 0  | K: 0 | BB: 0  | K: 1 | BB: 1  | K: 1 | BB: 0  | K: 0 | BB: 0  | K: 1 | BB: 0  | K: 0 | BB: 0  | K: 1 | BB: 0  | K: 1 | BB: 0  | K: 0 | BB: 0  |
| S: 3 | P: 3   | S: 4 | P: 4   | S: 5 | P: 9   | S: 5 | P: 5   | S: 4 | P: 5   | S: 5 | P: 5   | S: 4 | P: 4   | S: 8 | P: 8   | S: 8 | P: 8   | S: 4 | P: 4   |

|                   |        |     |    |   |   |    |    |    |     |     |     |    |    |    |    |      |       |
|-------------------|--------|-----|----|---|---|----|----|----|-----|-----|-----|----|----|----|----|------|-------|
| PITCHER           | IP     | WLS | BF | H | R | ER | SO | BB | IBB | HBP | BLK | WP | HR | S  | P  | ERA  | WHIP  |
| Ron Herbel, R     | (1, 1) | 8.0 | 29 | 3 | 2 | 2  | 3  | 1  | 0   | 1   | 0   | 0  | 1  | 33 | 38 | 2.25 | 0.500 |
| Frank Linzy, R    | (9, 1) | 0.0 | 3  | 2 | 1 | 0  | 0  | 0  | 0   | 0   | 0   | 0  | 0  | 3  | 3  | ∞    | ∞     |
| Bill Henry, L     | (9, 1) | 0.1 | 1  | 0 | 0 | 0  | 0  | 0  | 0   | 0   | 0   | 0  | 0  | 1  | 1  | 0.00 | 0.000 |
| Lindy McDaniel, R | (9, 1) | 0.2 | S  | 2 | 0 | 0  | 1  | 0  | 0   | 0   | 0   | 0  | 0  | 4  | 4  | 0.00 | 0.000 |

|                   |        |     |    |   |   |    |    |    |     |     |     |    |    |    |    |      |       |
|-------------------|--------|-----|----|---|---|----|----|----|-----|-----|-----|----|----|----|----|------|-------|
| PITCHER           | IP     | WLS | BF | H | R | ER | SO | BB | IBB | HBP | BLK | WP | HR | S  | P  | ERA  | WHIP  |
| Ron Herbel, R     | (1, 1) | 8.0 | 29 | 3 | 2 | 2  | 3  | 1  | 0   | 1   | 0   | 0  | 1  | 33 | 38 | 2.25 | 0.500 |
| Frank Linzy, R    | (9, 1) | 0.0 | 3  | 2 | 1 | 0  | 0  | 0  | 0   | 0   | 0   | 0  | 0  | 3  | 3  | ∞    | ∞     |
| Bill Henry, L     | (9, 1) | 0.1 | 1  | 0 | 0 | 0  | 0  | 0  | 0   | 0   | 0   | 0  | 0  | 1  | 1  | 0.00 | 0.000 |
| Lindy McDaniel, R | (9, 1) | 0.2 | S  | 2 | 0 | 0  | 1  | 0  | 0   | 0   | 0   | 0  | 0  | 4  | 4  | 0.00 | 0.000 |

| Batter   | 1                            | 2                               | 3                            | 4                               | 5                            | 6                               | 7                            | 8                               | 9                            | AB R H RBI BB SO LOB             | TOP                          |                                 |                              |                                 |                              |                                 |                                  |                                    |                                  |        |  |  |  |
|--|------------------------------|---------------------------------|------------------------------|---------------------------------|------------------------------|---------------------------------|------------------------------|---------------------------------|------------------------------|----------------------------------|------------------------------|---------------------------------|------------------------------|---------------------------------|------------------------------|---------------------------------|----------------------------------|------------------------------------|----------------------------------|--------|--|--|--|
| <b>Tito Fuentes, S</b> (1, 4)<br>OBP: 0.319, SLG: 0.378  | 0-0<br>E5<br>CS              |                                 | 0-0<br>F5                    |                                 |                              | 0-0<br>1B SH3-4<br>1B           | 0-0<br>F6                    |                                 | 0-0<br>F8                    | 5 1 1 0 0 0 0                    |                              |                                 |                              |                                 |                              |                                 |                                  |                                    |                                  |        |  |  |  |
| <b>Jim Davenport, R</b> (1, 6)<br>OBP: 0.350, SLG: 0.441<br><b>Hal Lanier, R</b> (7, PR)<br>OBP: 0.224, SLG: 0.229 | 0-0<br>2B<br>1B              |                                 | 0-0<br>F8                    |                                 |                              | 0-0<br>SH3-4                    | 0-0<br>1B<br>1B              |                                 |                              | 3 1 2 0 0 0 0<br>0 0 0 0 0 0 0   |                              |                                 |                              |                                 |                              |                                 |                                  |                                    |                                  |        |  |  |  |
| <b>Willie Mays, R</b> (1, 8)<br>OBP: 0.342, SLG: 0.543   | 0-0<br>2B                    |                                 |                              | 0-0<br>1-3                      |                              | 4-0<br>1B<br>1B<br>IBB          | 0-0<br>1B<br>1B              |                                 |                              | 3 1 2 1 1 0 0                    |                              |                                 |                              |                                 |                              |                                 |                                  |                                    |                                  |        |  |  |  |
| <b>Jim Ray Hart, R</b> (1, 5)<br>OBP: 0.393, SLG: 0.579  | 0-0<br>F9                    |                                 |                              | 4-0<br>BB                       |                              | 0-0<br>1B<br>E<br>1B            | 0-0<br>F3                    |                                 |                              | 3 1 1 0 1 0 3                    |                              |                                 |                              |                                 |                              |                                 |                                  |                                    |                                  |        |  |  |  |
| <b>Cap Peterson, R</b> (1, 7)<br>OBP: 0.264, SLG: 0.280<br><b>Don Landrum, L</b> (6, 7)<br>OBP: 0.224, SLG: 0.180  | 0-3<br>K                     |                                 |                              | 0-3<br>K                        |                              | 0-0<br>E7<br>1B                 |                              | 0-0<br>4-3                      |                              | 3 1 1 2 0 2 2<br>1 0 0 0 0 0 0   |                              |                                 |                              |                                 |                              |                                 |                                  |                                    |                                  |        |  |  |  |
| <b>Willie McCovey, L</b> (1, 3)<br>OBP: 0.388, SLG: 0.589  |                              | 0-3<br>K                        |                              | 0-0<br>F7                       |                              | 0-0<br>F7                       |                              | 0-0<br>F8                       |                              | 4 0 0 0 0 1 1                    |                              |                                 |                              |                                 |                              |                                 |                                  |                                    |                                  |        |  |  |  |
| <b>Ollie Brown, R</b> (1, 9)<br>OBP: 0.302, SLG: 0.278   |                              | 0-0<br>F8                       |                              |                                 | 0-3<br>K                     | 0-0<br>K                        | 0-0<br>1B                    | 4-0<br>CS<br>BB                 |                              | 3 0 1 0 1 1 0                    |                              |                                 |                              |                                 |                              |                                 |                                  |                                    |                                  |        |  |  |  |
| <b>Bob Barton, R</b> (1, 2)<br>OBP: 0.196, SLG: 0.167  |                              | 0-0<br>6-3                      |                              |                                 | 0-0<br>4-3                   | 0-0<br>F8                       |                              | 0-0<br>CS                       | 0-0<br>F4                    | 4 0 0 0 0 0 1                    |                              |                                 |                              |                                 |                              |                                 |                                  |                                    |                                  |        |  |  |  |
| <b>Bobby Bolin, R</b> (1, 1)<br>OBP: 0.222, SLG: 0.174   |                              |                                 | 0-3<br>K                     |                                 | 0-3<br>K                     |                                 |                              |                                 | 0-3<br>K                     | 4 0 0 0 0 4 0                    |                              |                                 |                              |                                 |                              |                                 |                                  |                                    |                                  |        |  |  |  |
| <b>Inning Stats</b>  | R: 1<br>E: 1<br>K: 1<br>S: 7 | H: 2<br>LOB: 1<br>BB: 0<br>P: 7 | R: 0<br>E: 0<br>K: 1<br>S: 5 | H: 0<br>LOB: 0<br>BB: 0<br>P: 5 | R: 0<br>E: 0<br>K: 1<br>S: 5 | H: 0<br>LOB: 1<br>BB: 1<br>P: 9 | R: 0<br>E: 0<br>K: 2<br>S: 7 | H: 0<br>LOB: 0<br>BB: 0<br>P: 7 | R: 4<br>E: 1<br>K: 0<br>S: 7 | H: 4<br>LOB: 1<br>BB: 1<br>P: 11 | R: 0<br>E: 0<br>K: 1<br>S: 7 | H: 2<br>LOB: 2<br>BB: 0<br>P: 7 | R: 0<br>E: 0<br>K: 0<br>S: 2 | H: 0<br>LOB: 0<br>BB: 1<br>P: 6 | R: 0<br>E: 0<br>K: 1<br>S: 5 | H: 0<br>LOB: 0<br>BB: 0<br>P: 5 | 1B: 7<br>2B: 1<br>3B: 0<br>HR: 0 | SF: 0<br>SAC: 1<br>DP: 0<br>HBP: 0 | WP: 0<br>PB: 0<br>SB: 0<br>CS: 2 | PA: 38 |  |  |  |
| <b>PITCHER</b><br><b>Denny Lemaster, L</b> (1, 1)<br>ERA: 3.21<br><b>Clay Carroll, R</b> (9, 1)<br>ERA: 1.72       | IP<br>8.0                    | WLS<br>L                        | BF<br>34                     | H<br>8                          | R<br>5                       | ER<br>4                         | SO<br>7                      | BB<br>2                         | IBB<br>1                     | HBP<br>0                         | BLK<br>0                     | WP<br>0                         | HR<br>0                      | S<br>45                         | P<br>57                      | ERA<br>4.50                     | WHIP<br>1.250                    |                                    |                                  |        |  |  |  |
|  |                              |                                 |                              |                                 |                              |                                 |                              |                                 |                              |                                  |                              |                                 |                              |                                 |                              |                                 |                                  |                                    |                                  |        |  |  |  |

**San Francisco Giants @ Atlanta Braves**  
Atlanta Stadium, Atlanta, GA

|            |           |
|------------|-----------|
| <b>AB</b>  | <b>33</b> |
| <b>R</b>   | <b>5</b>  |
| <b>H</b>   | <b>8</b>  |
| <b>RBI</b> | <b>3</b>  |
| <b>BB</b>  | <b>3</b>  |
| <b>SO</b>  | <b>8</b>  |
| <b>LOB</b> | <b>7</b>  |



Thu Jun 02 1966, 7:05 PM EDT  
Att: 29,467 - Unknown

livebaseballscorecards.com



| Batter   | 1   | 2                               | 3                            | 4                                | 5                            | 6                               | 7                            | 8                               | 9                            | AB R H RBI BB SO LOB            | TOP                          |                                 |                              |                                 |                              |                                 |                                  |                                    |                                  |        |
|--|---|---------------------------------|------------------------------|----------------------------------|------------------------------|---------------------------------|------------------------------|---------------------------------|------------------------------|---------------------------------|------------------------------|---------------------------------|------------------------------|---------------------------------|------------------------------|---------------------------------|----------------------------------|------------------------------------|----------------------------------|--------|
| Tito Fuentes, S (1, 4)<br>OBP: 0.324, SLG: 0.381     | 0-0<br>5-3  |                                 | 0-3<br>K                     |                                  | 0-0<br>1B                    |                                 |                              | 0-0<br>1B                       |                              | 4 0 2 0 0 1 0                   |                              |                                 |                              |                                 |                              |                                 |                                  |                                    |                                  |        |
| Jim Davenport, R (1, 6)<br>OBP: 0.336, SLG: 0.423    | 0-3<br>K  |                                 | 0-0<br>F6                    |                                  | 0-3<br>K                     |                                 |                              | 0-0<br>F3                       |                              | 4 0 0 0 0 2 3                   |                              |                                 |                              |                                 |                              |                                 |                                  |                                    |                                  |        |
| Willie Mays, R (1, 8)<br>OBP: 0.335, SLG: 0.530      | 0-0<br>5-3  |                                 |                              | 0-0<br>6-3                       |                              | 0-3<br>K                        |                              | 0-0<br>F8                       |                              | 4 0 0 0 0 1 2                   |                              |                                 |                              |                                 |                              |                                 |                                  |                                    |                                  |        |
| Willie McCovey, L (1, 3)<br>OBP: 0.377, SLG: 0.571   |   | 0-0<br>F8                       |                              | 0-3<br>K                         |                              | 0-0<br>F3                       |                              | 0-3<br>K                        |                              | 4 0 0 0 0 2 2                   |                              |                                 |                              |                                 |                              |                                 |                                  |                                    |                                  |        |
| Jim Ray Hart, R (1, 5)<br>OBP: 0.395, SLG: 0.593     |   | 0-0<br>HR                       |                              | 0-0<br>HBP<br>1B                 |                              | 0-3<br>K                        |                              |                                 | 0-0<br>4-3                   | 4 1 2 1 0 1 0                   |                              |                                 |                              |                                 |                              |                                 |                                  |                                    |                                  |        |
| Tom Haller, L (1, 2)<br>OBP: 0.305, SLG: 0.400       |   | 0-3<br>K                        |                              | 1-0<br>1-2<br>HBP<br>1B          |                              |                                 | 0-0<br>F8                    |                                 | 0-0<br>F5                    | 3 0 0 0 0 1 0                   |                              |                                 |                              |                                 |                              |                                 |                                  |                                    |                                  |        |
| Cap Peterson, R (1, 7)<br>OBP: 0.273, SLG: 0.275     |   | 4-0<br>BB                       |                              | 0-3<br>K                         |                              |                                 | 0-0<br>3-1                   |                                 | 0-0<br>1B                    | 1 0 0 0 0 1 1 2                 |                              |                                 |                              |                                 |                              |                                 |                                  |                                    |                                  |        |
| Bob Priddy, R (4, 1)<br>OBP: 0.333, SLG: 0.200       |   |                                 |                              |                                  |                              |                                 |                              |                                 |                              | 0 0 0 0 0 0 0 0                 |                              |                                 |                              |                                 |                              |                                 |                                  |                                    |                                  |        |
| Don Mason, L (7, PH)<br>OBP: 0.083, SLG: 0.083       |   |                                 |                              |                                  |                              |                                 |                              |                                 |                              | 1 0 0 0 0 0 0 0                 |                              |                                 |                              |                                 |                              |                                 |                                  |                                    |                                  |        |
| Bob Shaw, R (7, 1)                                   |   |                                 |                              |                                  |                              |                                 |                              |                                 |                              | 0 0 0 0 0 0 0 0                 |                              |                                 |                              |                                 |                              |                                 |                                  |                                    |                                  |        |
| Don Landrum, L (9, PH)<br>OBP: 0.235, SLG: 0.194     |   |                                 |                              |                                  |                              |                                 |                              |                                 |                              | 1 0 1 0 0 0 0 0                 |                              |                                 |                              |                                 |                              |                                 |                                  |                                    |                                  |        |
| Ollie Brown, R (1, 9)<br>OBP: 0.294, SLG: 0.269      |   | 0-3<br>K                        |                              |                                  | 0-0<br>5-3                   |                                 | 0-0<br>F8                    |                                 | 0-3<br>K                     | 4 0 0 0 0 2 2                   |                              |                                 |                              |                                 |                              |                                 |                                  |                                    |                                  |        |
| Ray Sadecki, L (1, 1)<br>OBP: 0.286, SLG: 0.500      |   |                                 | 0-0<br>F3                    |                                  |                              | 0-0<br>F8                       |                              |                                 |                              | 1 0 0 0 0 0 0 0                 |                              |                                 |                              |                                 |                              |                                 |                                  |                                    |                                  |        |
| Len Gabrielson, L (4, 7)<br>OBP: 0.264, SLG: 0.263   |   |                                 |                              |                                  |                              |                                 |                              | 0-0<br>F8<br>1B                 |                              | 2 0 1 0 0 0 0 0                 |                              |                                 |                              |                                 |                              |                                 |                                  |                                    |                                  |        |
| <b>Inning Stats</b>                                  | R: 0<br>E: 0<br>K: 1<br>S: 5  | H: 0<br>LOB: 0<br>BB: 0<br>P: 5 | R: 1<br>E: 0<br>K: 2<br>S: 8 | H: 1<br>LOB: 1<br>BB: 1<br>P: 12 | R: 0<br>E: 0<br>K: 1<br>S: 5 | H: 0<br>LOB: 0<br>BB: 0<br>P: 5 | R: 0<br>E: 0<br>K: 2<br>S: 8 | H: 1<br>LOB: 2<br>BB: 0<br>P: 9 | R: 0<br>E: 0<br>K: 1<br>S: 6 | H: 1<br>LOB: 1<br>BB: 0<br>P: 6 | R: 0<br>E: 0<br>K: 0<br>S: 3 | H: 0<br>LOB: 0<br>BB: 0<br>P: 3 | R: 0<br>E: 0<br>K: 1<br>S: 7 | H: 2<br>LOB: 2<br>BB: 0<br>P: 7 | R: 0<br>E: 0<br>K: 1<br>S: 6 | H: 1<br>LOB: 1<br>BB: 0<br>P: 6 | 1B: 5<br>2B: 0<br>3B: 0<br>HR: 1 | SF: 0<br>SAC: 0<br>DP: 0<br>HBP: 1 | WP: 0<br>PB: 0<br>SB: 0<br>CS: 0 | PA: 35 |
| <b>PITCHER</b><br>Jim Bunning, R (1, 1)<br>ERA: 1.66 | IP: 9.0<br>WLS: W<br>BF: 35<br>H: 6<br>R: 1<br>ER: 1<br>SO: 11<br>BB: 1<br>IBB: 0<br>HBP: 1<br>BLK: 0<br>WP: 0<br>HR: 1<br>S: 55<br>P: 60<br>ERA: 1.00<br>WHIP: 0.778 |                                 |                              |                                  |                              |                                 |                              |                                 |                              |                                 |                              |                                 |                              |                                 |                              |                                 |                                  |                                    |                                  |        |

San Francisco Giants @ Philadelphia Phillies  
 Connie Mack Stadium, Philadelphia, PA

Fri Jun 03 1966, 7:05 PM EDT  
 Att: 27,759 - Unknown

livebaseballscorecards.com

|     |    |
|-----|----|
| AB  | 33 |
| R   | 1  |
| H   | 6  |
| RBI | 1  |
| BB  | 1  |
| SO  | 11 |
| LOB | 11 |





| Batter   | 1               | 2          | 3                | 4                | 5                | 6          | 7          | 8                     | 9 | AB | R | H | RBI | BB | SO | LOB |
|--|-----------------|------------|------------------|------------------|------------------|------------|------------|-----------------------|---|----|---|---|-----|----|----|-----|
| Tony Taylor, R<br>OBP: 0.305, SLG: 0.413 (1, 4)              | 0-0<br>1B<br>3B |            | 0-0<br>6-3       | 0-0<br>1-2<br>1B |                  |            | 0-0<br>4-3 |                       |   | 4  | 1 | 2 | 0   | 0  | 0  | 0   |
| Cookie Rojas, R<br>OBP: 0.312, SLG: 0.356 (1, 8)             | 0-0<br>1B       |            | 0-0<br>S<br>1B   | 0-0<br>F8        |                  |            | 0-0<br>HR  |                       |   | 4  | 1 | 3 | 2   | 0  | 0  | 2   |
| Dick Groat, R<br>OBP: 0.297, SLG: 0.335 (1, 5)               | 0-0<br>F9       |            | 0-0<br>F8<br>1-2 |                  | 0-0<br>F8        |            | 0-0<br>F9  |                       |   | 4  | 0 | 0 | 0   | 0  | 0  | 2   |
| Dick Allen, R<br>OBP: 0.417, SLG: 0.706 (1, 7)               | 0-3<br>K        |            |                  | 0-0<br>HR        | 0-0<br>3-1<br>2B |            | 0-0<br>F9  |                       |   | 4  | 1 | 2 | 1   | 0  | 1  | 1   |
| Jackie Brandt, R<br>OBP: 0.293, SLG: 0.206 (1, 9)            | 0-0<br>F8       |            |                  | 4-0<br>HR<br>BB  | 0-0<br>3-1       |            |            | 0-0<br>E4<br>PB<br>SH |   | 1  | 1 | 0 | 0   | 1  | 0  | 1   |
| Tony Gonzalez, L<br>OBP: 0.291, SLG: 0.382 (5, PH)<br>(6, 9) |                 |            |                  |                  | 2-3              |            |            | 0-3<br>K              |   | 2  | 1 | 0 | 0   | 0  | 0  | 1   |
| Bill White, L<br>OBP: 0.313, SLG: 0.368 (1, 3)               |                 | 0-3<br>K   |                  | 0-3<br>K         | 0-0<br>F5        |            |            | 0-3<br>K              |   | 4  | 0 | 0 | 0   | 0  | 3  | 3   |
| Bob Uecker, R<br>OBP: 0.338, SLG: 0.508 (1, 2)               |                 | 0-0<br>5-3 |                  | 0-0<br>HR        |                  | 0-3<br>K   |            | 0-0<br>SH<br>FC6-4    |   | 3  | 1 | 1 | 3   | 0  | 1  | 0   |
| Bobby Wine, R<br>OBP: 0.288, SLG: 0.313 (1, 6)               |                 | 0-0<br>5-3 |                  | 4-0<br>1B<br>BB  |                  | 0-0<br>1-3 |            | 0-3<br>K              |   | 3  | 0 | 0 | 0   | 1  | 1  | 1   |
| Jim Bunning, R<br>OBP: 0.231, SLG: 0.189 (1, 1)              |                 |            | 0-3<br>K         | 0-3<br>K         |                  | 0-3<br>K   |            | 0-0<br>FC6-4<br>1-2f  |   | 4  | 0 | 0 | 0   | 0  | 3  | 2   |

| Inning Stats                      |     | R: 1 | H: 2 | E: 0 | LOB: 1 | K: 1 | S: 7 | R: 0 | H: 0 | E: 0 | LOB: 0 | K: 1 | S: 5 | R: 0 | H: 1 | E: 0 | LOB: 1 | K: 1  | S: 6 | R: 3 | H: 3 | E: 0 | LOB: 2 | K: 2 | S: 10 | R: 0 | H: 1 | E: 0 | LOB: 1 | K: 0 | S: 4 | R: 0 | H: 0 | E: 0 | LOB: 0 | K: 2 | S: 7 | R: 1 | H: 1 | E: 0 | LOB: 0 | K: 0 | S: 4 | R: 1 | H: 0 | E: 2 | LOB: 1 | K: 2 | S: 9 |
|-----------------------------------|-----|------|------|------|--------|------|------|------|------|------|--------|------|------|------|------|------|--------|-------|------|------|------|------|--------|------|-------|------|------|------|--------|------|------|------|------|------|--------|------|------|------|------|------|--------|------|------|------|------|------|--------|------|------|
| PITCHER                           |     | IP   | WLS  | BF   | H      | R    | ER   | SO   | BB   | IBB  | HBP    | BLK  | WP   | HR   | S    | P    | ERA    | WHIP  |      |      |      |      |        |      |       |      |      |      |        |      |      |      |      |      |        |      |      |      |      |      |        |      |      |      |      |      |        |      |      |
| Ray Sadecki, L<br>ERA: 4.5 (1, 1) | 3.1 | L    | 17   | 5    | 4      | 4    | 4    | 4    | 2    | 0    | 0      | 0    | 0    | 0    | 23   | 31   | 10.80  | 2.100 |      |      |      |      |        |      |       |      |      |      |        |      |      |      |      |      |        |      |      |      |      |      |        |      |      |      |      |      |        |      |      |
| Bob Priddy, R<br>ERA: 1.29 (4, 1) | 2.2 |      | 10   | 2    | 0      | 0    | 3    | 0    | 0    | 0    | 0      | 0    | 0    | 0    | 16   | 16   | 0.00   | 0.750 |      |      |      |      |        |      |       |      |      |      |        |      |      |      |      |      |        |      |      |      |      |      |        |      |      |      |      |      |        |      |      |
| Bob Shaw, R<br>ERA: 6.03 (7, 1)   | 2.0 |      | 9    | 1    | 2      | 1    | 2    | 0    | 0    | 0    | 0      | 0    | 0    | 1    | 13   | 13   | 4.50   | 0.500 |      |      |      |      |        |      |       |      |      |      |        |      |      |      |      |      |        |      |      |      |      |      |        |      |      |      |      |      |        |      |      |

**BOTTOM**


San Francisco Giants @ Philadelphia Phillies  
 Connie Mack Stadium, Philadelphia, PA

Fri Jun 03 1966, 7:05 PM EDT  
 Att. 27,759 - Unknown

livebaseballscorecards.com

|     |    |
|-----|----|
| AB  | 33 |
| R   | 6  |
| H   | 8  |
| RBI | 6  |
| BB  | 2  |
| SO  | 9  |
| LOB | 13 |

WP: 0 PA: 36  
 PB: 1  
 SB: 1  
 CS: 0



| Batter  | 1   | 2  | 3   | 4   | 5   | 6   | 7   | 8   | 9   | AB R H RBI BB SO LOB                                       | TOP  |  |
|---|---|--|---|---|---|---|---|---|---|--|--|--|
| Tito Fuentes, S<br>OBP: 0.315, SLG: 0.371 (1, 4) X        | 0-0 F9 ①  |  | 0-0 F8 ①  |   | 0-0 F7 ②  |   | 0-0 FC6-4 ③   |   |   | 4 0 0 0 0 0 2  | <b>San Francisco Giants @ Philadelphia Phillies</b><br><b>Connie Mack Stadium, Philadelphia, PA</b><br>Sat Jun 04 1966, 7:05 PM EDT<br>Att: 36,494 - Unknown<br><a href="http://livebaseballscorecards.com">livebaseballscorecards.com</a> |  |
| Jim Davenport, R<br>OBP: 0.336, SLG: 0.414 (1, 6) X       | 0-0 F9 ②  |  | 1-0 FC6-4 HBP ②                                     |   | 0-0 F9 ③  |   |   | 0-0 1B 1B   | 2 0 0 0 0 0 1                                       |  |  |  |
| Hal Lanier, R<br>OBP: 0.230, SLG: 0.234 (5, 6)            |   |  |   |   |   |   |   |   | 1 0 1 0 0 0 0                                       |  |  |  |
| Willie Mays, R<br>OBP: 0.344, SLG: 0.550 (1, 8) B B B     | 4-0 BB ③  |  | 0-0 FC6-4 FC4 ②                                     |   | 0-0 HR ①  |   |   | 0-0 1B 1-2  | 3 1 2 1 1 0 1                                       |  |  |  |
| Jim Ray Hart, R<br>OBP: 0.388, SLG: 0.581 (1, 5) X        | 0-0 2-3 ③   |  | 0-0 FC4 ③   |   | 0-0 F9 ①  |   |   | 0-0 F3 ①  | 4 0 0 0 0 0 4                                       |  |  |  |
| Cap Peterson, R<br>OBP: 0.271, SLG: 0.259 (1, 7) B B B    |   | 4-0 1B BB  |   | 0-0 F8 ①  |   | 0-0 6-3 ②   |   | 0-3 K ②   | 3 0 0 0 1 1 2                                       |  |  |  |
| Willie McCovey, L<br>OBP: 0.368, SLG: 0.555 (1, 3) X      |   | 0-0 F6 ①   |   | 0-0 4-3 ②   |   | 0-0 F7 ③  |   | 0-0 F5 ③  | 4 0 0 0 0 0 3                                       |  |  |  |
| Ollie Brown, R<br>OBP: 0.293, SLG: 0.269 (1, 9) X         |   | 0-0 1-2 1B   |   | 0-0 F3 ③  |   |   | 0-0 F5 ①  |   | 4 0 1 0 0 0 0                                       |  |  |  |
| Bob Barton, R<br>OBP: 0.220, SLG: 0.217 (1, 2) X          |   | 0-0 F9 ②   |   |   | 0-0 2B  |   | 0-0 FC6-4 1B  |   | 4 0 2 0 0 0 2                                       |  |  |  |
| Juan Marichal, R<br>OBP: 0.317, SLG: 0.390 (1, 1) 0 0 0 0 |   | 0-3 K ③  |   |   | 0-0 5-3 ①   |   | 0-0 F8 ②  |   | 0-3 K ③   | 1 0 0 0 0 0 1 2  |  |  |
| Jesus Alou, R<br>OBP: 0.251, SLG: 0.271 (5, PH)           |   |  |   |   |   |   |   |   |   | 1 0 0 0 0 0 0 1  |  |  |
| Joe Gibbon, R<br>OBP: 0.250, SLG: 0.500 (7, PH)           |   |  |   |   |   |   |   |   |   | 0 0 0 0 0 0 0 0  |  |  |
| Ozzie Virgil, R<br>OBP: 0.250, SLG: 0.500 (7, 1)          |   |  |   |   |   |   |   |   |   | 1 0 0 0 0 0 0 1  |  |  |
| Frank Linzy, R<br>OBP: 0.250, SLG: 0.500 (7, 1)           |   |  |   |   |   |   |   |   |   | 0 0 0 0 0 0 0 0  |  |  |
| Tom Haller, L<br>OBP: 0.303, SLG: 0.397 (9, PH)           |   |  |   |   |   |   |   |   |   | 1 0 0 0 0 0 1 0  |  |  |
| <b>Inning Stats</b>                                       | R: 0 H: 0<br>E: 0 LOB: 1<br>K: 0 BB: 1<br>S: 3 P: 7   | R: 0 H: 1<br>E: 0 LOB: 2<br>K: 1 BB: 1<br>S: 6 P: 10 | R: 0 H: 0<br>E: 0 LOB: 1<br>K: 0 BB: 0<br>S: 3 P: 4 | R: 0 H: 0<br>E: 0 LOB: 0<br>K: 0 BB: 0<br>S: 3 P: 3 | R: 0 H: 1<br>E: 0 LOB: 1<br>K: 0 BB: 0<br>S: 4 P: 4 | R: 1 H: 1<br>E: 0 LOB: 0<br>K: 0 BB: 0<br>S: 4 P: 4 | R: 0 H: 1<br>E: 0 LOB: 1<br>K: 0 BB: 0<br>S: 4 P: 4 | R: 0 H: 2<br>E: 0 LOB: 2<br>K: 1 BB: 0<br>S: 7 P: 7 | R: 0 H: 0<br>E: 0 LOB: 0<br>K: 1 BB: 0<br>S: 5 P: 5 | 1B: 4 SF: 0<br>2B: 1 SAC: 0<br>3B: 0 DP: 0<br>HR: 1 HBP: 1 | WP: 0 PA: 36<br>PB: 0<br>SB: 0<br>CS: 0  |  |
| <b>PITCHER</b><br>Chris Short, L<br>ERA: 2.31 (1, 1)      | IP WLS BF H R ER SO BB IBB HBP BLK WP HR S P ERA WHIP | 9.0 W 36 6 1 1 3 2 0 1 0 0 1 39 48 1.00 0.889        |   |   |   |   |   |   |   |  |  |  |



| Batter   | 1                             | 2                | 3                              | 4                       | 5          | 6          | 7                      | 8          | 9 | AB | R | H | RBI | BB | SO | LOB |
|--|-------------------------------|------------------|--------------------------------|-------------------------|------------|------------|------------------------|------------|---|----|---|---|-----|----|----|-----|
| Cookie Rojas, R<br>OBP: 0.320, SLG: 0.368 (1, 4)   | 0-0<br>1B<br>4-3<br>1B        | 0-0<br>1B<br>2B  |                                | 0-0<br>5-3              |            | 0-0<br>1B  |                        | 0-0<br>6-3 |   | 5  | 1 | 3 | 0   | 0  | 0  | 0   |
| Doug Clemens, L<br>OBP: 0.384, SLG: 0.359 (1, 9)   | 0-0<br>4-3<br>1-3<br>FC<br>1B | 0-0<br>1B<br>2-H |                                | 1-0<br>BB<br>HR<br>HBP  |            | 0-0<br>F7  |                        | 0-0<br>4-3 |   | 4  | 2 | 2 | 0   | 0  | 0  | 1   |
| Dick Allen, R<br>OBP: 0.426, SLG: 0.693 (1, 7)     | 0-0<br>4-3<br>2-3<br>3-H      |                  | 0-0<br>4-3<br>1B<br>SF8<br>1B  | 4-0<br>1-2<br>HR<br>BB  |            | 0-0<br>5-3 |                        | 4-0<br>BB  |   | 3  | 2 | 1 | 1   | 2  | 0  | 2   |
| Bill White, L<br>OBP: 0.320, SLG: 0.391 (1, 3)     | 0-0<br>FC<br>S                |                  | 0-0<br>SF8<br>1-2<br>1B<br>4-3 | 0-0<br>1-H<br>2-H<br>HR |            |            | 0-0<br>4-3<br>1B<br>1B | 0-0<br>F7  |   | 5  | 1 | 3 | 4   | 0  | 0  | 1   |
| Tony Gonzalez, L<br>OBP: 0.298, SLG: 0.387 (1, 8)  | 0-0<br>F4<br>1-3              |                  | 0-0<br>4-3<br>1-2<br>2-3<br>1B | 0-0<br>1B               |            |            | 0-0<br>4-3<br>1B       |            |   | 4  | 0 | 2 | 0   | 0  | 0  | 3   |
| Dick Groat, R<br>OBP: 0.302, SLG: 0.332 (1, 5)     | 1-0<br>HBP                    |                  | 4-0<br>IBB                     |                         | 0-0<br>5-3 |            | 0-0<br>F8              |            |   | 2  | 0 | 0 | 0   | 1  | 0  | 2   |
| Clay Dalrymple, L<br>OBP: 0.336, SLG: 0.281 (1, 2) | 0-0<br>F8                     |                  | 0-0<br>SF8<br>2-3<br>3-H       |                         | 0-3<br>K   |            | 0-0<br>4-3             | 1-2<br>2-3 |   | 3  | 0 | 0 | 1   | 0  | 1  | 4   |
| Bobby Wine, R<br>OBP: 0.286, SLG: 0.294 (1, 6)     |                               | 0-0<br>F9        | 0-0<br>F8                      |                         | 0-0<br>6-3 |            | 4-0<br>IBB             |            |   | 3  | 0 | 0 | 0   | 1  | 0  | 2   |
| Chris Short, R<br>OBP: 0.200, SLG: 0.200 (1, 1)    |                               | 0-0<br>5-3       |                                | 0-0<br>F8               |            | 0-0<br>4-3 | 0-3<br>K               |            |   | 4  | 0 | 0 | 0   | 0  | 1  | 3   |

| Inning Stats | R: 2 | H: 2 | E: 0 | K: 0 | S: 6 | LOB: 2 | BB: 0 | P: 7 | R: 0 | H: 2 | E: 0 | K: 0 | S: 4 | LOB: 2 | BB: 0 | P: 4 | R: 1 | H: 2 | E: 0 | K: 0 | S: 5 | LOB: 2 | BB: 1 | P: 9 | R: 3 | H: 2 | E: 0 | K: 0 | S: 4 | LOB: 1 | BB: 1 | P: 9 | R: 0 | H: 0 | E: 0 | K: 1 | S: 5 | LOB: 0 | BB: 0 | P: 5 | R: 0 | H: 1 | E: 0 | K: 0 | S: 4 | LOB: 1 | BB: 0 | P: 4 | R: 0 | H: 2 | E: 0 | K: 1 | S: 7 | LOB: 3 | BB: 1 | P: 11 | R: 0 | H: 0 | E: 0 | K: 0 | S: 3 | LOB: 1 | BB: 1 | P: 7 |
|--------------|------|------|------|------|------|--------|-------|------|------|------|------|------|------|--------|-------|------|------|------|------|------|------|--------|-------|------|------|------|------|------|------|--------|-------|------|------|------|------|------|------|--------|-------|------|------|------|------|------|------|--------|-------|------|------|------|------|------|------|--------|-------|-------|------|------|------|------|------|--------|-------|------|
|--------------|------|------|------|------|------|--------|-------|------|------|------|------|------|------|--------|-------|------|------|------|------|------|------|--------|-------|------|------|------|------|------|------|--------|-------|------|------|------|------|------|------|--------|-------|------|------|------|------|------|------|--------|-------|------|------|------|------|------|------|--------|-------|-------|------|------|------|------|------|--------|-------|------|

| PITCHER                              | IP  | WLS | BF | H | R | ER | SO | BB | IBB | HBP | BLK | WP | HR | S  | P  | ERA   | WHIP  |
|--------------------------------------|-----|-----|----|---|---|----|----|----|-----|-----|-----|----|----|----|----|-------|-------|
| Juan Marichal, R<br>ERA: 1.29 (1, 1) | 4.0 | L   | 23 | 8 | 6 | 6  | 0  | 1  | 1   | 2   | 0   | 0  | 1  | 19 | 29 | 13.50 | 2.250 |
| Joe Gibbon, L<br>ERA: 2.08 (5, 1)    | 2.0 |     | 7  | 1 | 0 | 0  | 1  | 0  | 0   | 0   | 0   | 0  | 0  | 9  | 9  | 0.00  | 0.500 |
| Frank Linzy, R<br>ERA: 2.19 (7, 1)   | 2.0 |     | 10 | 2 | 0 | 0  | 1  | 1  | 1   | 0   | 0   | 0  | 0  | 10 | 18 | 0.00  | 1.500 |


**BOTTOM**

San Francisco Giants @ Philadelphia Phillies  
 Connie Mack Stadium, Philadelphia, PA


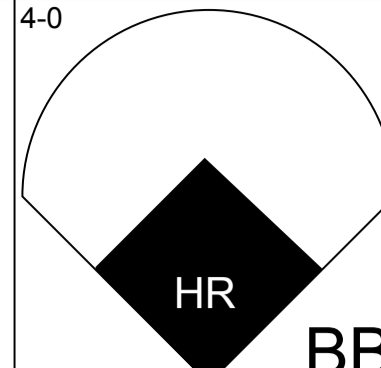
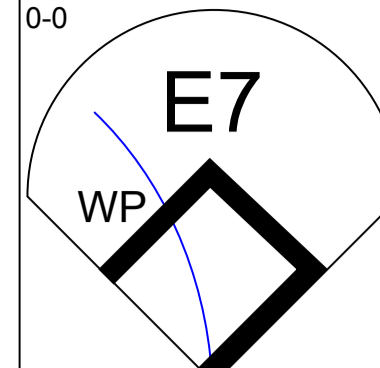
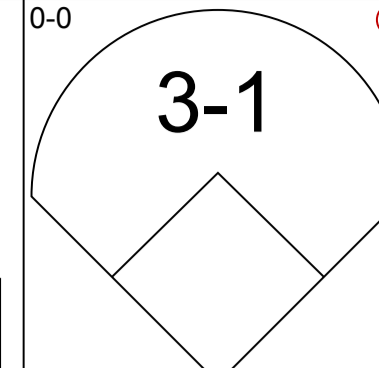
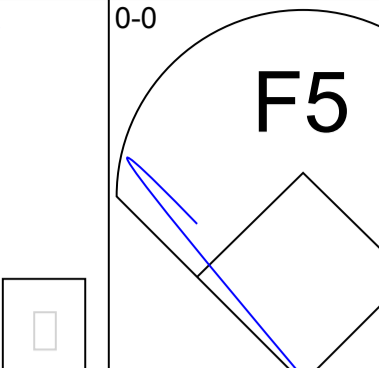
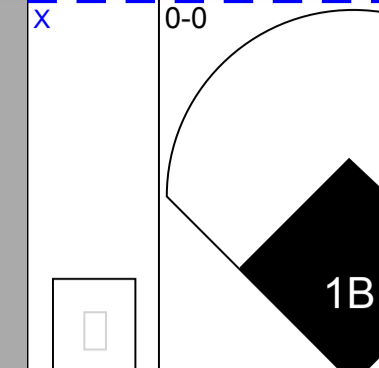

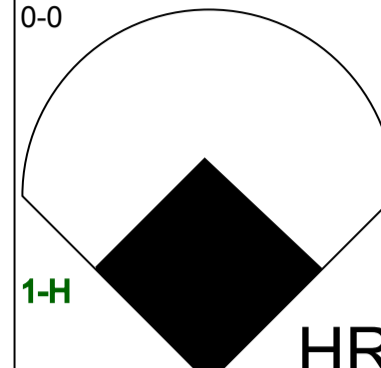
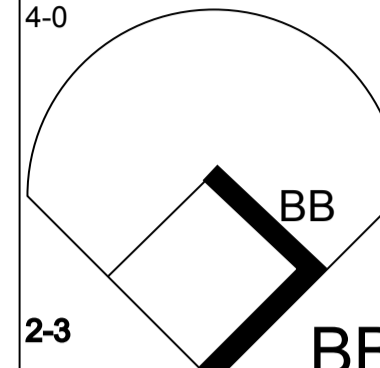
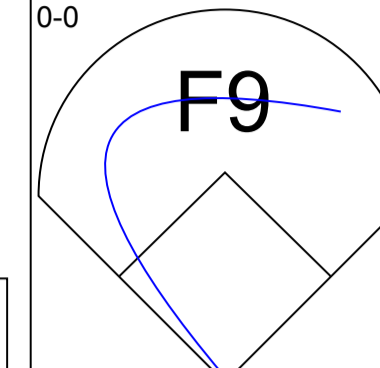
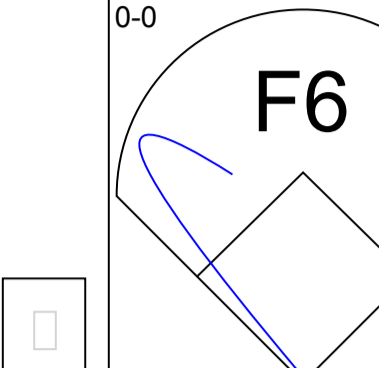
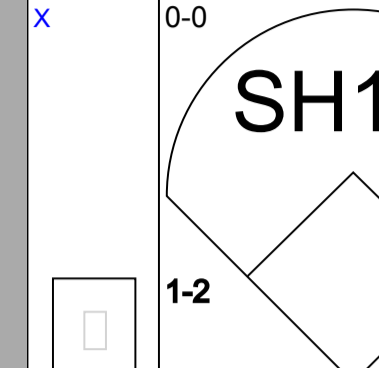

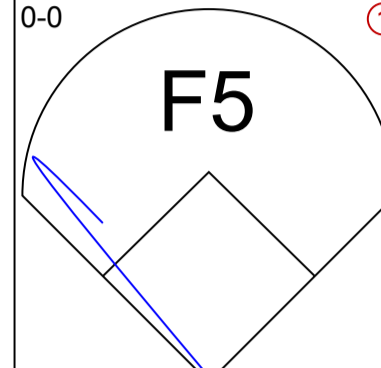
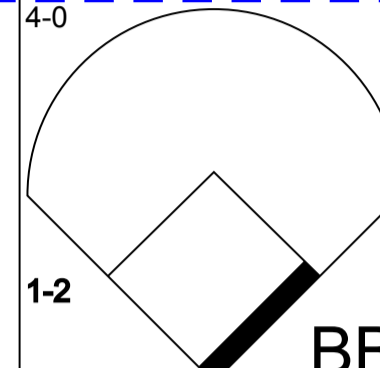
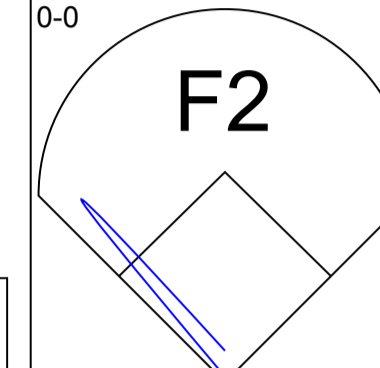
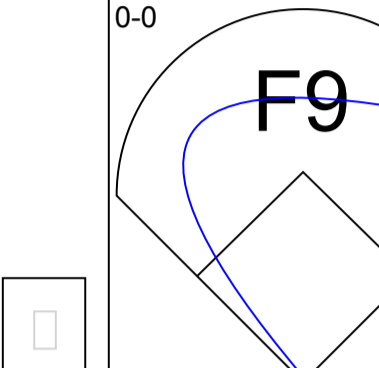
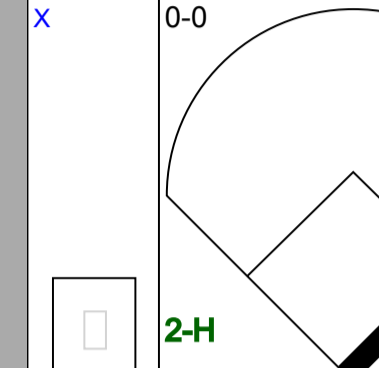

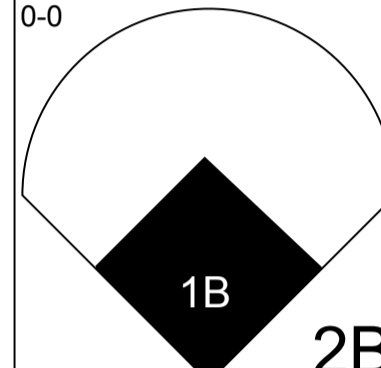
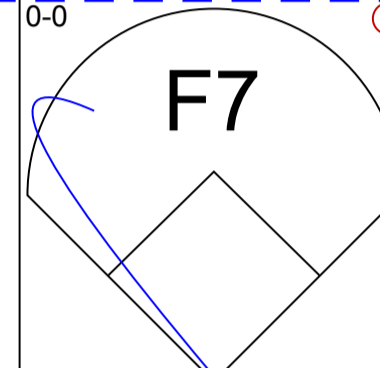
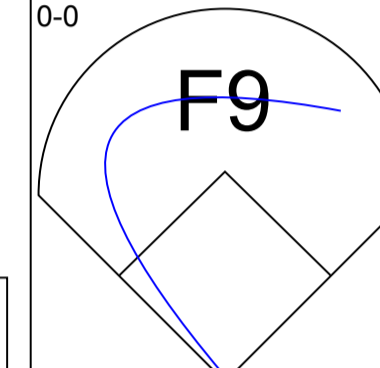
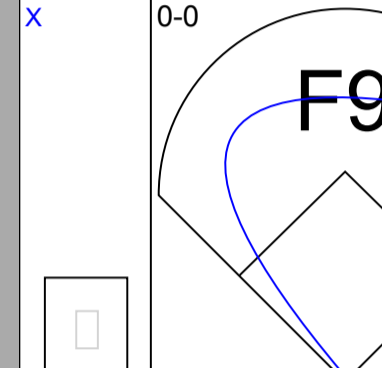
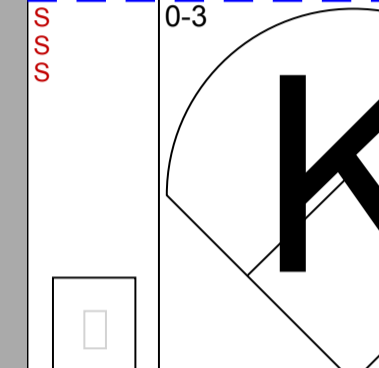

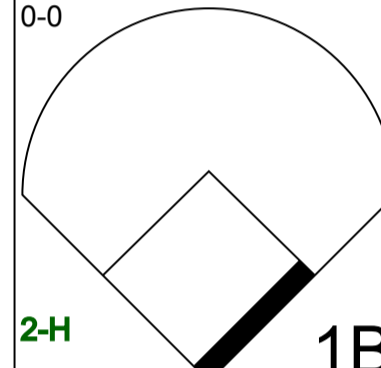
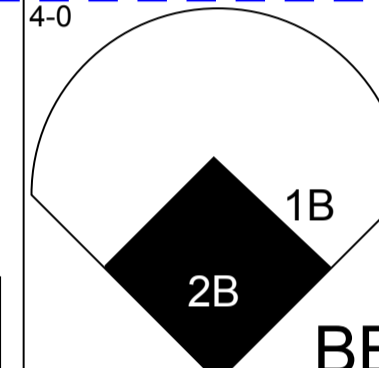
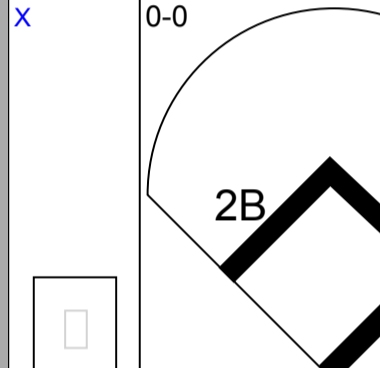
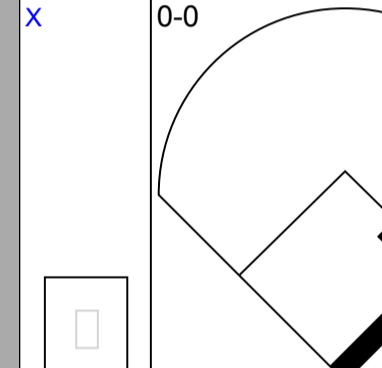
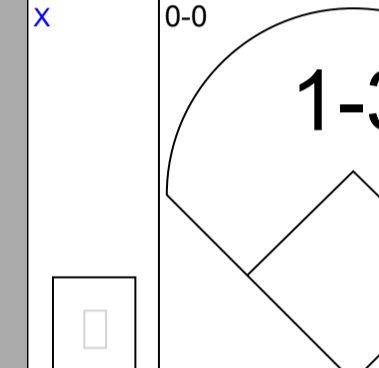

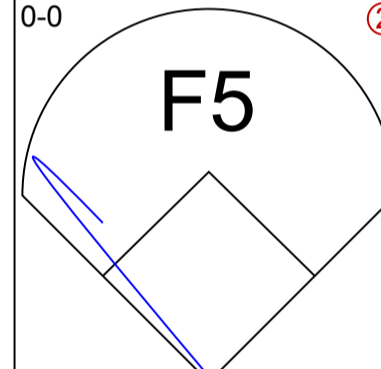
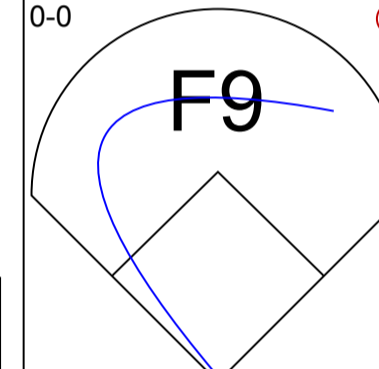
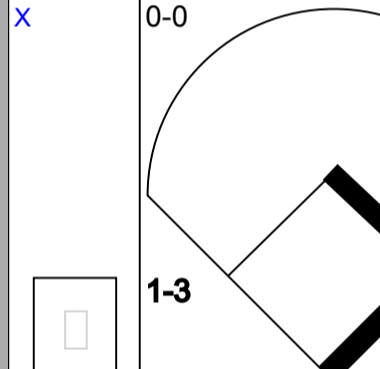
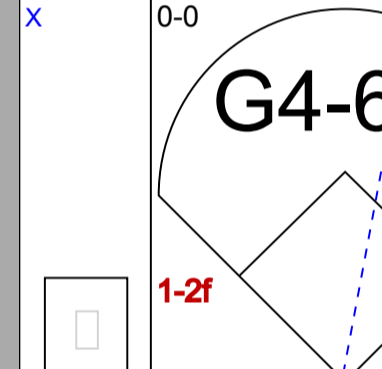


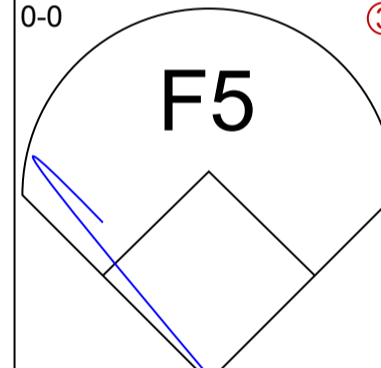
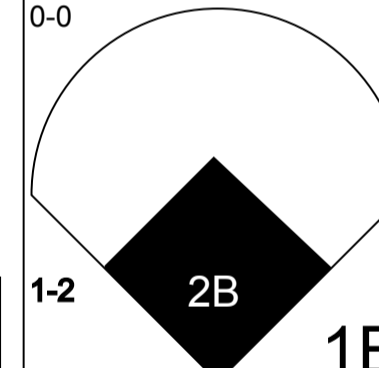
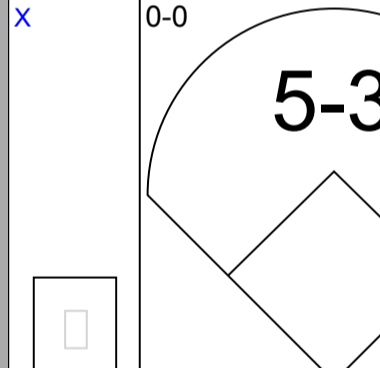
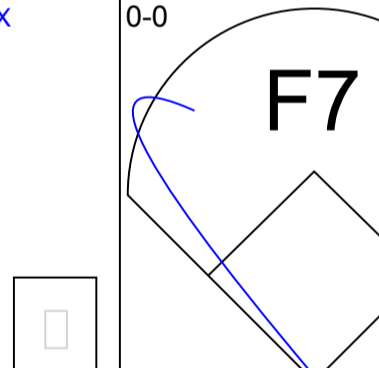
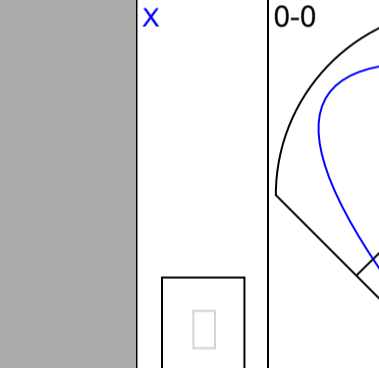

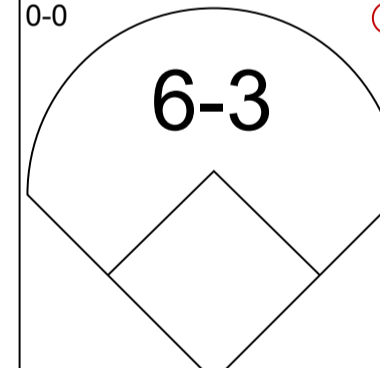
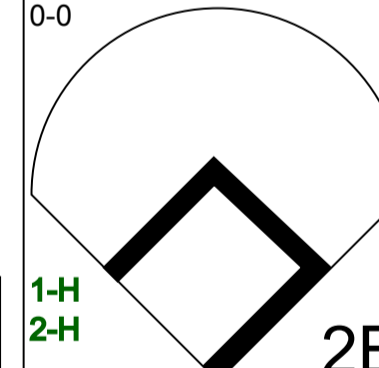
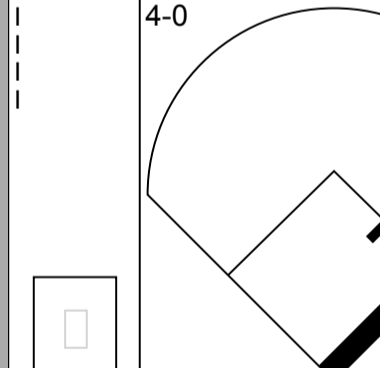
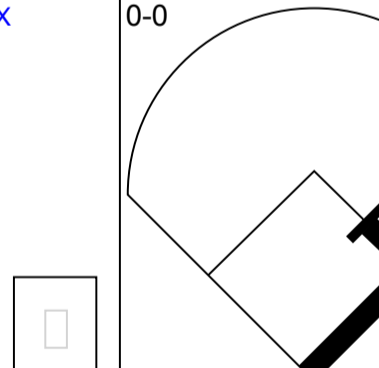
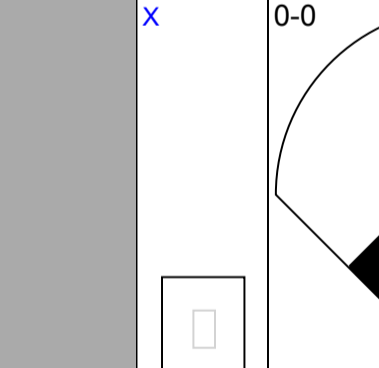
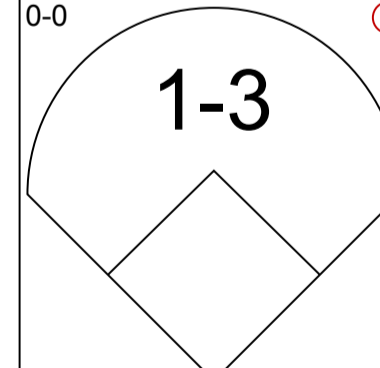
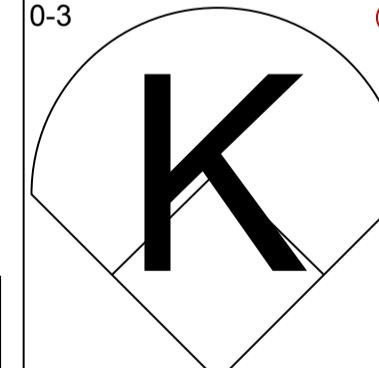
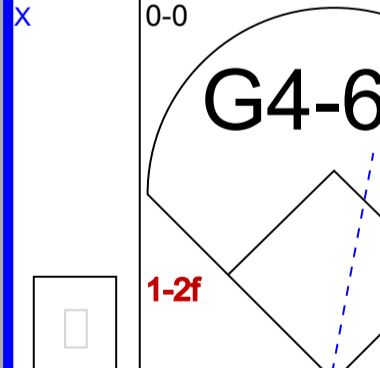
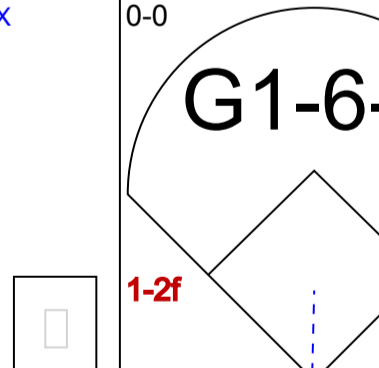
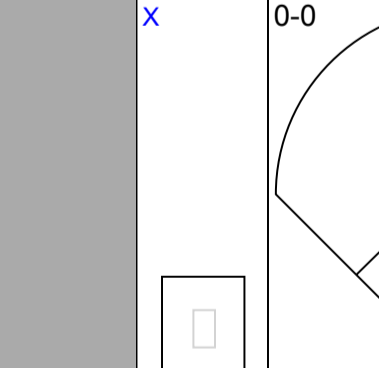
Sat Jun 04 1966, 7:05 PM EDT  
 Att. 36,494 - Unknown

AB 33  
 R 6  
 H 11  
 RBI 6  
 BB 4  
 SO 2  
 LOB 18

WP: 0 PA: 40  
 PB: 0  
 SB: 2  
 CS: 0



| PITCHER | IP | WLS | BF | H | R | ER | SO | BB | IBB | HBP | BLK | WP | HR | S | P | ERA | WHIP |
|---------|----|-----|----|---|---|----|----|----|-----|-----|-----|----|----|---|---|-----|------|
|---------|----|-----|----|---|---|----|----|----|-----|-----|-----|----|----|---|---|-----|------|

| Batter  | 1   | 2   | 3  | 4   | 5  | 6   | 7  | 8  | 9   | 10  | AB R H RBI BB SO LOB  | TOP  |   |   |   |   |   |   |   |   |   |   |   |   |   |
|---|---|---|--|---|--|---|--|--|---|---|---|--|---|---|---|---|---|---|---|---|---|---|---|---|---|
| Tito Fuentes, S<br>OBP: 0.318, SLG: 0.367<br>(1, 4)    | 4-0<br><br>BB        | 0-0<br>              | 0-0<br>3-1<br>                |   |  | 0-0<br>F5<br>      |  |  | 0-0<br>SH1-4<br>1B<br> |   | 4 2 1 0 1 0 1   | <b>San Francisco Giants @ Philadelphia Phillies</b><br><b>Connie Mack Stadium, Philadelphia, PA</b><br>Sun Jun 05 1966, 3:33 AM EDT<br>Att. 22,587 - Unknown |   |   |   |   |   |   |   |   |   |   |   |   |   |
| Len Gabrielson, L<br>OBP: 0.275, SLG: 0.304<br>(1, 7)    | 0-0<br>1-H<br><br>HR | 4-0<br>2-3<br><br>BB |  |   | 0-0<br>F9<br>                | 0-0<br>F6<br>      |  | 0-0<br>SH1-4<br>1-2<br> |   | 3 1 1 2 1 0 0   |   |  |   |   |   |   |   |   |   |   |   |   |   |   |   |
| Willie Mays, R<br>OBP: 0.345, SLG: 0.543<br>(1, 8)   | 0-0<br>F5<br>        | 4-0<br>1-2<br><br>BB |  |   | 0-0<br>F2<br>                | 0-0<br>F9<br>      |  | 0-0<br>2-H<br><br>1B    |   | 4 0 1 1 1 0 0   |   |  |   |   |   |   |   |   |   |   |   |   |   |   |   |
| Willie McCovey, L<br>OBP: 0.363, SLG: 0.549<br>(1, 3)    | 0-0<br><br>1B 2B     | 0-0<br>F7<br>        |  |   | 0-0<br>F9<br>                |   | 0-0<br>F9<br>               | 0-3<br>K<br>            |   | 5 1 1 0 0 1 4   |   |  |   |   |   |   |   |   |   |   |   |   |   |   |   |
| Jim Ray Hart, R<br>OBP: 0.397, SLG: 0.584<br>(1, 5)    | 0-0<br>2-H<br><br>1B |   | 4-0<br><br>1B 2B              |   | 0-0<br>2B<br><br>1B         |   | 0-0<br>G4-6-3<br>1B<br>     | 0-0<br>1-3<br>          |   | 4 1 3 1 1 0 1   |   |  |   |   |   |   |   |   |   |   |   |   |   |   |   |
| Tom Haller, L<br>OBP: 0.300, SLG: 0.397<br>(1, 2)    | 0-0<br>F5<br>       |   | 0-0<br>F9<br>                |   | 0-0<br>1-3<br><br>2B       |   | 0-0<br>G4-6-3<br>1-2f<br>  | 0-0<br>4-3<br>         |   | 5 0 1 0 0 0 3   |   |  |   |   |   |   |   |   |   |   |   |   |   |   |   |
| Ollie Brown, R<br>OBP: 0.289, SLG: 0.266<br>(1, 9)   | 0-0<br>F5<br>      |   | 0-0<br>1-2<br><br>2B 1B     |   | 0-0<br>5-3<br>            |   | 0-0<br>F7<br>             | 0-0<br>F8<br>         |   | 5 1 1 0 0 0 3   |   |  |   |   |   |   |   |   |   |   |   |   |   |   |   |
| Hal Lanier, R<br>OBP: 0.248, SLG: 0.276<br>(1, 6)    |   | 0-0<br>6-3<br>     | 0-0<br>1-H<br>2-H<br><br>2B |   | 4-0<br>G4-6-3<br>IBB<br>  |   | 0-0<br>G1-6-3<br>1B<br>   | 0-0<br><br>HR         |   | 4 1 3 3 1 0 0   |   |  |   |   |   |   |   |   |   |   |   |   |   |   |   |
| Ron Herbel, R<br>Lindy McDaniel, R<br>Joe Gibbon, R<br>Don Landrum, L<br>Bob Priddy, R<br>Cap Peterson, R<br>Frank Linzy, R<br>(1, 1)<br>(2, 1)<br>(4, 1)<br>(5, PH)<br>(5, 1)<br>(8, PH)<br>(8, 1) |   | 0-0<br>1-3<br>     | 0-3<br>K<br>                |   | 0-0<br>G4-6-3<br>1-2f<br> |   | 0-0<br>G1-6-3<br>1-2f<br> | 0-0<br>G3<br>         |   | 1 0 0 0 0 0 0<br>1 0 0 0 0 1 1<br>0 0 0 0 0 0 0<br>1 0 0 0 0 0 3<br>0 0 0 0 0 0 0<br>1 0 0 0 0 0 1<br>1 0 0 0 0 0 0 |   |  |   |   |   |   |   |   |   |   |   |   |   |   |   |
| <b>Inning Stats</b>   | R: 3<br>E: 0<br>K: 0<br>S: 6  | H: 3<br>LOB: 1<br>BB: 1<br>P: 10  | R: 0<br>E: 1<br>K: 0<br>S: 4   | H: 0<br>LOB: 3<br>BB: 2<br>P: 12  | R: 2<br>E: 0<br>K: 1<br>S: 7   | H: 2<br>LOB: 1<br>BB: 1<br>P: 11  | R: 0<br>E: 0<br>K: 0<br>S: 3   | H: 0<br>LOB: 0<br>BB: 0<br>P: 3  | R: 0<br>E: 0<br>K: 0<br>S: 4  | H: 2<br>LOB: 2<br>BB: 1<br>P: 8   | R: 0<br>E: 0<br>K: 0<br>S: 3  |  | H: 1<br>LOB: 0<br>BB: 0<br>P: 3   | R: 0<br>E: 0<br>K: 0<br>S: 3  | H: 1<br>LOB: 0<br>BB: 0<br>P: 3   | R: 1<br>E: 0<br>K: 1<br>S: 7  | H: 2<br>LOB: 1<br>BB: 0<br>P: 7   | R: 1<br>E: 0<br>K: 0<br>S: 4  | H: 1<br>LOB: 0<br>BB: 0<br>P: 4   | 1B: 7<br>2B: 3<br>3B: 0<br>HR: 2  | SF: 0<br>SAC: 1<br>DP: 3<br>HBP: 0  | WP: 1<br>PB: 0<br>SB: 0<br>CS: 0  | PA: 45  |   |   |
| <b>PITCHER</b>  | IP<br>WLS<br>BF<br>H<br>R<br>ER<br>SO<br>BB<br>IBB<br>HBP<br>BLK<br>WP<br>HR<br>S<br>P<br>ERA<br>WHIP | IP<br>WLS<br>BF<br>H<br>R<br>ER<br>SO<br>BB<br>IBB<br>HBP<br>BLK<br>WP<br>HR<br>S<br>P<br>ERA<br>WHIP | IP<br>WLS<br>BF<br>H<br>R<br>ER<br>SO<br>BB<br>IBB<br>HBP<br>BLK<br>WP<br>HR<br>S<br>P<br>ERA<br>WHIP          | IP<br>WLS<br>BF<br>H<br>R<br>ER<br>SO<br>BB<br>IBB<br>HBP<br>BLK<br>WP<br>HR<br>S<br>P<br>ERA<br>WHIP | IP<br>WLS<br>BF<br>H<br>R<br>ER<br>SO<br>BB<br>IBB<br>HBP<br>BLK<br>WP<br>HR<br>S<br>P<br>ERA<br>WHIP          | IP<br>WLS<br>BF<br>H<br>R<br>ER<br>SO<br>BB<br>IBB<br>HBP<br>BLK<br>WP<br>HR<br>S<br>P<br>ERA<br>WHIP | IP<br>WLS<br>BF<br>H<br>R<br>ER<br>SO<br>BB<br>IBB<br>HBP<br>BLK<br>WP<br>HR<br>S<br>P<br>ERA<br>WHIP          | IP<br>WLS<br>BF<br>H<br>R<br>ER<br>SO<br>BB<br>IBB<br>HBP<br>BLK<br>WP<br>HR<br>S<br>P<br>ERA<br>WHIP      | IP<br>WLS<br>BF<br>H<br>R<br>ER<br>SO<br>BB<br>IBB<br>HBP<br>BLK<br>WP<br>HR<br>S<br>P<br>ERA<br>WHIP     | IP<br>WLS<br>BF<br>H<br>R<br>ER<br>SO<br>BB<br>IBB<br>HBP<br>BLK<br>WP<br>HR<br>S<br>P<br>ERA<br>WHIP               | IP<br>WLS<br>BF<br>H<br>R<br>ER<br>SO<br>BB<br>IBB<br>HBP<br>BLK<br>WP<br>HR<br>S<br>P<br>ERA<br>WHIP | IP<br>WLS<br>BF<br>H<br>R<br>ER<br>SO<br>BB<br>IBB<br>HBP<br>BLK<br>WP<br>HR<br>S<br>P<br>ERA<br>WHIP  | IP<br>WLS<br>BF<br>H<br>R<br>ER<br>SO<br>BB<br>IBB<br>HBP<br>BLK<br>WP<br>HR<br>S<br>P<br>ERA<br>WHIP | IP<br>WLS<br>BF<br>H<br>R<br>ER<br>SO<br>BB<br>IBB<br>HBP<br>BLK<br>WP<br>HR<br>S<br>P<br>ERA<br>WHIP | IP<br>WLS<br>BF<br>H<br>R<br>ER<br>SO<br>BB<br>IBB<br>HBP<br>BLK<br>WP<br>HR<br>S<br>P<br>ERA<br>WHIP | IP<br>WLS<br>BF<br>H<br>R<br>ER<br>SO<br>BB<br>IBB<br>HBP<br>BLK<br>WP<br>HR<br>S<br>P<br>ERA<br>WHIP | IP<br>WLS<br>BF<br>H<br>R<br>ER<br>SO<br>BB<br>IBB<br>HBP<br>BLK<br>WP<br>HR<br>S<br>P<br>ERA<br>WHIP | IP<br>WLS<br>BF<br>H<br>R<br>ER<br>SO<br>BB<br>IBB<br>HBP<br>BLK<br>WP<br>HR<br>S<br>P<br>ERA<br>WHIP | IP<br>WLS<br>BF<br>H<br>R<br>ER<br>SO<br>BB<br>IBB<br>HBP<br>BLK<br>WP<br>HR<br>S<br>P<br>ERA<br>WHIP | IP<br>WLS<br>BF<br>H<br>R<br>ER<br>SO<br>BB<br>IBB<br>HBP<br>BLK<br>WP<br>HR<br>S<br>P<br>ERA<br>WHIP | IP<br>WLS<br>BF<br>H<br>R<br>ER<br>SO<br>BB<br>IBB<br>HBP<br>BLK<br>WP<br>HR<br>S<br>P<br>ERA<br>WHIP | IP<br>WLS<br>BF<br>H<br>R<br>ER<br>SO<br>BB<br>IBB<br>HBP<br>BLK<br>WP<br>HR<br>S<br>P<br>ERA<br>WHIP | IP<br>WLS<br>BF<br>H<br>R<br>ER<br>SO<br>BB<br>IBB<br>HBP<br>BLK<br>WP<br>HR<br>S<br>P<br>ERA<br>WHIP |   |   |
| Ray Culp, R<br>ERA: 4.1<br>(1, 1)   | 1.2   |   |  |   |  |   |  |  |   |   |   |  |   |   |   |   |   |   |   |   |   |   |   |   |   |
| Terry Fox, R<br>ERA: 5.59<br>(2, 1)   | 0.0   | 1   | 0  | 0   | 0  | 0   | 0  | 0  | 0   | 0   | 0   | 0  | 0   | 0   | 0   | 0   | 0   | 0   | 0   | 0   | 0   | 0   | 0   | 0 | 0 |
| Darold Knowles, L<br>ERA: 2.13<br>(2, 1)  | 0.1   | 1   | 0  | 0   | 0  | 0   | 0  | 0  | 0   | 0   | 0   | 0  | 0   | 0   | 0   | 0   | 0   | 0   | 0   | 0   | 0   | 0   | 0   | 0 | 0 |
| Bob Buhl, R<br>ERA: 4.29<br>(3, 1)  | 6.0   | 23  | 6  | 2   | 2  | 1   | 1  | 1  | 0   | 0   | 0   | 0  | 0   | 0   | 23  | 31  | 3.00  | 1.167   |   |   |   |   |   |   |   |
| Ray Herbert, R<br>ERA: 3.8<br>(9, 1)  | 0.1   | 3   | 2  | 1   | 1  | 0   | 0  | 0  | 0   | 0   | 0   | 0  | 0   | 0   | 3   | 3   | 27.00   | 6.000   |   |   |   |   |   |   |   |

livebaseballscores.com

|     |    |
|-----|----|
| AB  | 39 |
| R   | 7  |
| H   | 12 |
| RBI | 7  |
| BB  | 5  |
| SO  | 2  |
| LOB | 17 |





| Batter   | 1   | 2   | 3   | 4   | 5   | 6   | 7   | 8   | 9   | AB R H RBI BB SO LOB   | TOP  |
|--|---|---|---|---|---|---|---|---|---|--|--|
| Tito Fuentes, S<br>OBP: 0.308, SLG: 0.355<br>(1, 4) X  | 0-0 F5<br>① X   | 0-0 5-3<br>③  |   |   | X 0-0 F8<br>②                                       |   | X 0-0 F8<br>②                                       |   | X 0-0 FC6-4<br>③<br>1-2f                            | 5 0 0 0 0 0 2  | <b>San Francisco Giants @ Philadelphia Phillies</b><br><b>Connie Mack Stadium, Philadelphia, PA</b><br>Mon Jun 06 1966, 7:05 PM EDT<br>Att. 19,200 - Unknown<br><a href="http://livebaseballscorecards.com">livebaseballscorecards.com</a> |
| Len Gabrielson, L<br>OBP: 0.284, SLG: 0.313<br>(1, 7) X  | 0-0 G3<br>②   |   | X 0-0 1B<br>①                                       |   | X 0-0 1B<br>②                                       |   | X 0-0 F8<br>③                                       |   |   | 4 1 2 0 0 0 0  |  |
| Willie Mays, R<br>OBP: 0.348, SLG: 0.547<br>(1, 8) X   | 0-0 E8<br>2B<br>②                                     |   | S S S 0-3 K<br>①                                    |   | X 0-0 1B<br>1-2<br>②                                |   |   | X 0-0 F7<br>①                                       |   | 4 1 2 0 0 1 1  |  |
| Willie McCovey, L<br>OBP: 0.366, SLG: 0.555<br>(1, 3) X  | 0-0 2B<br>②<br>3-H                                    |   | S S S 0-3 K<br>②                                    |   | X 0-0 1B<br>1-3<br>2-H<br>③                         |   |   | S S S 0-3 K<br>②                                    |   | 4 0 2 2 0 2 1  |  |
| Jim Ray Hart, R<br>OBP: 0.399, SLG: 0.580<br>(1, 5) B B B  | 4-0 BB<br>③   |   | X 0-0 F3<br>③                                       |   | X 0-0 4-3<br>③                                      |   |   | X 0-0 1B<br>③                                       |   | 3 0 1 0 1 0 3  |  |
| Tom Haller, L<br>OBP: 0.293, SLG: 0.387<br>(1, 2) X  | 0-0 F7<br>③   |   | S S S 0-3 K<br>①                                    |   | X 0-0 F9<br>①                                       |   |   | X 0-0 G3<br>③                                       |   | 4 0 0 0 0 1 3  |  |
| Ollie Brown, R<br>OBP: 0.288, SLG: 0.266<br>(1, 9) X   |   | X 0-0 1B<br>①                                       |   | X 0-0 F8<br>②                                       |   | X 0-0 F8<br>②                                       |   | X 0-0 F4<br>①                                       |   | 4 0 1 0 0 0 0  |  |
| Hal Lanier, R<br>OBP: 0.242, SLG: 0.268<br>(1, 6) S S S  |   | S S S 0-3 K<br>①                                    |   | X 0-0 F9<br>③                                       |   | X 0-0 6-3<br>③                                      |   | X 0-0 6-3<br>②                                      |   | 4 0 0 0 0 1 1  |  |
| Bobby Bolin, R<br>OBP: 0.207, SLG: 0.160<br>(1, 1)<br>Joe Gibbon, R<br>(5, 1)<br>Don Landrum, L<br>OBP: 0.229, SLG: 0.198<br>(7, PH)<br>Bob Shaw, R<br>(7, 1)<br>Bill Henry, L<br>(7, 1)<br>Cap Peterson, R<br>OBP: 0.279, SLG: 0.255<br>(9, PH) |   | S S S 0-3 K<br>②                                    |   | S S S 0-3 K<br>①                                    |   | S S S 0-3 K<br>①                                    |   | S S S 4-0 BB<br>③                                   |   | 2 0 0 0 0 0 2 1<br>0 0 0 0 0 0 0 0<br>1 0 0 0 0 0 1 0<br>0 0 0 0 0 0 0 0<br>0 0 0 0 0 0 0 0<br>0 0 0 0 0 1 0 0 |  |
| <b>Inning Stats</b>  | R: 1 H: 2<br>E: 1 LOB: 2<br>K: 0 BB: 1<br>S: 5 P: 9   | R: 0 H: 1<br>E: 0 LOB: 1<br>K: 2 BB: 0<br>S: 8 P: 8 | R: 0 H: 1<br>E: 0 LOB: 1<br>K: 2 BB: 0<br>S: 8 P: 8 | R: 0 H: 0<br>E: 0 LOB: 0<br>K: 1 BB: 0<br>S: 5 P: 5 | R: 1 H: 3<br>E: 0 LOB: 2<br>K: 1 BB: 0<br>S: 8 P: 8 | R: 0 H: 0<br>E: 0 LOB: 0<br>K: 0 BB: 0<br>S: 3 P: 3 | R: 0 H: 0<br>E: 0 LOB: 0<br>K: 1 BB: 0<br>S: 5 P: 5 | R: 0 H: 1<br>E: 0 LOB: 1<br>K: 1 BB: 0<br>S: 6 P: 6 | R: 0 H: 0<br>E: 0 LOB: 1<br>K: 0 BB: 1<br>S: 3 P: 7 | 1B: 6 SF: 0<br>2B: 2 SAC: 0<br>3B: 0 DP: 0<br>HR: 0 HBP: 0   | WP: 0 PA: 37<br>PB: 0<br>SB: 0<br>CS: 0  |
| PITCHER<br>Rick Wise, R<br>ERA: 2.45<br>(1, 1)   | IP WLS BF H R ER SO BB IBB HBP BLK WP HR S P ERA WHIP | 9.0 W 37 8 2 2 8 2 0 0 0 0 0 0 51 59 2.00 1.111     |   |   |   |   |   |   |   |  |  |



| Batter  | 1          | 2         | 3                  | 4                 | 5                      | 6                      | 7                      | 8         | 9 |
|---|------------|-----------|--------------------|-------------------|------------------------|------------------------|------------------------|-----------|---|
| Cookie Rojas, R<br>OBP: 0.324, SLG: 0.369 (1, 4)    | 0-0<br>4-3 |           | 0-0<br>5-3         |                   | 0-0<br>2B<br>1B        |                        | 0-0<br>E3<br>PB<br>1B  | 0-0<br>F8 |   |
| Johnny Callison, L<br>OBP: 0.310, SLG: 0.349 (1, 9) | 0-3<br>K   |           | 0-0<br>4-3         |                   | 0-0<br>1-H<br>2B<br>2B |                        | 0-0<br>1B<br>2-H<br>1B |           |   |
| Dick Allen, R<br>OBP: 0.431, SLG: 0.716 (1, 7)      | 0-3<br>K   |           |                    | 0-0<br>HR         | 0-0<br>2-H<br>2B       |                        | 0-0<br>1-3<br>1B       |           |   |
| Bill White, L<br>OBP: 0.325, SLG: 0.404 (1, 3)      |            | 0-0<br>F9 |                    | 0-0<br>F6         | 0-3<br>K               |                        | 0-0<br>F6              |           |   |
| Tony Gonzalez, L<br>OBP: 0.301, SLG: 0.377 (1, 8)   |            | 0-0<br>G3 |                    | 1-0<br>6-3<br>HBP |                        | 0-3<br>K               | 0-3<br>K               |           |   |
| Dick Groat, R<br>OBP: 0.303, SLG: 0.342 (1, 6)      |            | 0-0<br>F8 |                    | 0-0<br>6-3<br>1-2 |                        | 0-0<br>4-3<br>2B<br>1B | 0-0<br>4-3             |           |   |
| Tony Taylor, R<br>OBP: 0.302, SLG: 0.430 (1, 5)     |            |           | 0-0<br>HR          | 0-0<br>6-3        |                        | 0-0<br>4-3<br>1-2      |                        | 0-0<br>2B |   |
| Clay Dalrymple, L<br>OBP: 0.344, SLG: 0.284 (1, 2)  |            |           | 4-0<br>SH1-4<br>BB |                   | 0-0<br>4-3             | 0-0<br>2-H<br>2B       |                        | 0-0<br>F7 |   |
| Rick Wise, R<br>(1, 1)                              |            |           | 0-0<br>SH1-4       |                   | 0-3<br>K               | 0-3<br>K               |                        | 0-3<br>K  |   |

| Inning Stats | R: 0 | H: 0 | E: 0 | K: 2 | S: 7  | LOB: 0 | BB: 0 | P: 7  |
|--------------|------|------|------|------|-------|--------|-------|-------|
|              | R: 0 | H: 0 | E: 0 | K: 0 | S: 3  | LOB: 0 | BB: 0 | P: 3  |
|              | R: 1 | H: 1 | E: 0 | K: 0 | S: 4  | LOB: 1 | BB: 1 | P: 8  |
|              | R: 1 | H: 1 | E: 0 | K: 0 | S: 4  | LOB: 1 | BB: 0 | P: 5  |
|              | R: 2 | H: 3 | E: 0 | K: 2 | S: 10 | LOB: 1 | BB: 0 | P: 10 |
|              | R: 1 | H: 2 | E: 0 | K: 2 | S: 9  | LOB: 1 | BB: 0 | P: 9  |
|              | R: 1 | H: 3 | E: 1 | K: 1 | S: 8  | LOB: 2 | BB: 0 | P: 8  |
|              | R: 0 | H: 1 | E: 0 | K: 1 | S: 6  | LOB: 1 | BB: 0 | P: 6  |

| PITCHER                            | IP  | WLS | BF | H | R | ER | SO | BB | IBB | HBP | BLK | WP | HR | S  | P  | ERA  | WHIP  |
|------------------------------------|-----|-----|----|---|---|----|----|----|-----|-----|-----|----|----|----|----|------|-------|
| Bobby Bolin, R<br>ERA: 3.16 (1, 1) | 4.2 | L   | 21 | 5 | 4 | 4  | 3  | 1  | 0   | 1   | 0   | 0  | 2  | 25 | 30 | 7.71 | 1.286 |
| Joe Gibbon, L<br>ERA: 2.2 (5, 1)   | 1.1 |     | 6  | 2 | 1 | 1  | 3  | 0  | 0   | 0   | 0   | 0  | 0  | 12 | 12 | 6.75 | 1.500 |
| Bob Shaw, R<br>ERA: 6.32 (7, 1)    | 0.0 |     | 3  | 3 | 1 | 1  | 0  | 0  | 0   | 0   | 0   | 0  | 0  | 3  | 3  | ∞    | ∞     |
| Bill Henry, L<br>ERA: 1.0 (7, 1)   | 2.0 |     | 7  | 1 | 0 | 0  | 2  | 0  | 0   | 0   | 0   | 0  | 0  | 11 | 11 | 0.00 | 0.500 |

**BOTTOM**

San Francisco Giants @ Philadelphia Phillies  
 Connie Mack Stadium, Philadelphia, PA


Mon Jun 06 1966, 7:05 PM EDT  
 Att. 19,200 - Unknown

|    |   |   |     |    |    |     |
|----|---|---|-----|----|----|-----|
| AB | R | H | RBI | BB | SO | LOB |
| 5  | 2 | 2 | 0   | 0  | 0  | 2   |
| 4  | 1 | 2 | 2   | 0  | 1  | 1   |
| 4  | 1 | 3 | 2   | 0  | 1  | 0   |
| 4  | 0 | 0 | 0   | 0  | 1  | 3   |
| 3  | 0 | 0 | 0   | 0  | 2  | 2   |
| 4  | 1 | 1 | 0   | 0  | 0  | 3   |
| 4  | 1 | 2 | 1   | 0  | 0  | 2   |
| 3  | 0 | 1 | 1   | 1  | 0  | 1   |
| 3  | 0 | 0 | 0   | 0  | 3  | 2   |

|       |        |       |        |
|-------|--------|-------|--------|
| 1B: 5 | SF: 0  | WP: 0 | PA: 37 |
| 2B: 4 | SAC: 1 | PB: 1 |        |
| 3B: 0 | DP: 0  | SB: 0 |        |
| HR: 2 | HBP: 1 | CS: 0 |        |

livebaseballscorecards.com

**AB 34**  
**R 6**  
**H 11**  
**RBI 6**  
**BB 1**  
**SO 8**  
**LOB 16**



| Batter   | 1                            | 2                               | 3                            | 4                               | 5                             | 6                               | 7                            | 8                               | 9                            | AB R H RBI BB SO LOB  | TOP                          |                                 |                              |                                 |                               |                                  |                              |                                  |                                  |                                    |                                  |        |  |  |  |  |  |
|--|------------------------------|---------------------------------|------------------------------|---------------------------------|-------------------------------|---------------------------------|------------------------------|---------------------------------|------------------------------|---|------------------------------|---------------------------------|------------------------------|---------------------------------|-------------------------------|----------------------------------|------------------------------|----------------------------------|----------------------------------|------------------------------------|----------------------------------|--------|--|--|--|--|--|
| Tito Fuentes, S<br>OBP: 0.311, SLG: 0.376<br>(1, 4)  | 0-0<br>1-3<br>3B             | 0-0<br>F8                       |                              | 0-0<br>F6                       |                               |                                 | 0-0<br>6-3                   |                                 | 0-0<br>1-3<br>1B<br>2B       | 5 2 2 0 0 0 1   |                              |                                 |                              |                                 |                               |                                  |                              |                                  |                                  |                                    |                                  |        |  |  |  |  |  |
| Len Gabrielson, L<br>OBP: 0.270, SLG: 0.299<br>(1, 7)  | 0-0<br>1-3                   |                                 | 0-0<br>G3                    |                                 | 0-3<br>K                      |                                 |                              | 0-0<br>F4                       | 0-0<br>SF7                   | 4 0 0 2 0 1 0   |                              |                                 |                              |                                 |                               |                                  |                              |                                  |                                  |                                    |                                  |        |  |  |  |  |  |
| Willie Mays, R<br>OBP: 0.351, SLG: 0.556<br>Jesus Alou, R<br>OBP: 0.248, SLG: 0.287<br>(1, 8)<br>(1, PR)<br>(1, 9)   | 0-0<br>E<br>2B               |                                 | 0-0<br>E8<br>1B              |                                 | 0-0<br>F9                     |                                 |                              | 0-0<br>2B<br>1B                 | 0-0<br>2-H<br>1B             | 1 0 1 0 0 0 0<br>4 2 3 1 0 0 0  |                              |                                 |                              |                                 |                               |                                  |                              |                                  |                                  |                                    |                                  |        |  |  |  |  |  |
| Willie McCovey, L<br>OBP: 0.361, SLG: 0.550<br>(1, 3)  | 0-0<br>F6                    |                                 | 0-0<br>F9                    |                                 | 0-0<br>G3                     |                                 |                              | 0-0<br>1-H<br>HR<br>2B          | 0-0<br>4-3                   | 5 1 1 1 0 0 3   |                              |                                 |                              |                                 |                               |                                  |                              |                                  |                                  |                                    |                                  |        |  |  |  |  |  |
| Jim Ray Hart, R<br>OBP: 0.396, SLG: 0.579<br>(1, 5)  | 0-0<br>E8<br>2-H<br>2B       |                                 | 0-0<br>F9                    |                                 | 0-0<br>5-3                    |                                 |                              | 0-3<br>K                        |                              | 4 0 1 1 0 1 2   |                              |                                 |                              |                                 |                               |                                  |                              |                                  |                                  |                                    |                                  |        |  |  |  |  |  |
| Tom Haller, L<br>OBP: 0.298, SLG: 0.415<br>(1, 2)  | 0-0<br>F9                    |                                 |                              | 0-0<br>E<br>2B                  |                               | 0-0<br>F9                       |                              | 0-0<br>2-H<br>HR                |                              | 4 2 2 2 0 0 2   |                              |                                 |                              |                                 |                               |                                  |                              |                                  |                                  |                                    |                                  |        |  |  |  |  |  |
| Ollie Brown, R<br>OBP: 0.288, SLG: 0.265<br>(1, 9)<br>(1, 8)   |                              |                                 | 0-3<br>K                     |                                 | 0-0<br>E7<br>2-H<br>4-3<br>1B |                                 | 0-0<br>4-3                   | 0-3<br>K                        |                              | 4 1 1 1 0 2 0   |                              |                                 |                              |                                 |                               |                                  |                              |                                  |                                  |                                    |                                  |        |  |  |  |  |  |
| Hal Lanier, R<br>OBP: 0.236, SLG: 0.261<br>(1, 6)  |                              |                                 | 0-0<br>6-3                   |                                 | 0-0<br>4-3                    |                                 | 0-0<br>4-3                   |                                 | 0-3<br>K                     | 4 0 0 1 0 1 0   |                              |                                 |                              |                                 |                               |                                  |                              |                                  |                                  |                                    |                                  |        |  |  |  |  |  |
| Ray Sadecki, L<br>OBP: 0.333, SLG: 0.533<br>Lindy McDaniel, R<br>OBP: 0.143, SLG: 0.143<br>Don Mason, L<br>OBP: 0.077, SLG: 0.077<br>Bob Priddy, R<br>OBP: 0.533, SLG: 0.200<br>Don Landrum, L<br>OBP: 0.225, SLG: 0.185<br>Frank Litzy, H<br>OBP: 0.252, SLG: 0.444<br>Bob Shaw, R<br>OBP: 0.342, SLG: 0.414<br>(1, 1)<br>(2, 1)<br>(4, PH)<br>(4, 1)<br>(7, PH)<br>(7, 1)<br>(8, 1)<br>(9, PH) |                              |                                 | 0-0<br>1-3<br>1B             |                                 | 0-0<br>1-3<br>2               |                                 | 0-0<br>F8                    |                                 | 4-0<br>2B<br>SF7<br>BB       | 1 0 1 0 0 0 0<br>0 0 0 0 0 0 0<br>1 0 0 0 0 0 0<br>0 0 0 0 0 0 0<br>1 0 0 0 0 0 0<br>0 0 0 0 0 0 0<br>0 0 0 0 0 0 0<br>0 0 0 0 0 0 0<br>0 1 0 0 1 0 0 |                              |                                 |                              |                                 |                               |                                  |                              |                                  |                                  |                                    |                                  |        |  |  |  |  |  |
| <b>Inning Stats</b>  | R: 2<br>E: 1<br>K: 0<br>S: 6 | H: 3<br>LOB: 2<br>BB: 0<br>P: 6 | R: 0<br>E: 0<br>K: 1<br>S: 6 | H: 1<br>LOB: 1<br>BB: 0<br>P: 6 | R: 0<br>E: 1<br>K: 0<br>S: 4  | H: 1<br>LOB: 1<br>BB: 0<br>P: 4 | R: 2<br>E: 1<br>K: 0<br>S: 5 | H: 2<br>LOB: 0<br>BB: 0<br>P: 5 | R: 0<br>E: 0<br>K: 1<br>S: 5 | H: 0<br>LOB: 0<br>BB: 0<br>P: 5   | R: 0<br>E: 0<br>K: 0<br>S: 3 | H: 0<br>LOB: 0<br>BB: 0<br>P: 3 | R: 0<br>E: 0<br>K: 0<br>S: 3 | H: 0<br>LOB: 0<br>BB: 0<br>P: 3 | R: 3<br>E: 0<br>K: 2<br>S: 10 | H: 3<br>LOB: 0<br>BB: 0<br>P: 10 | R: 2<br>E: 0<br>K: 1<br>S: 7 | H: 2<br>LOB: 1<br>BB: 1<br>P: 11 | 1B: 5<br>2B: 5<br>3B: 1<br>HR: 1 | SF: 1<br>SAC: 0<br>DP: 0<br>HBP: 0 | WP: 0<br>PB: 0<br>SB: 0<br>CS: 0 | PA: 40 |  |  |  |  |  |
| <b>PITCHER</b><br>Dave Giusti, R<br>ERA: 2.7<br>Claude Raymond, R<br>ERA: 1.73<br>(1, 1)<br>(8, 1)   | IP<br>7.2<br>1.1             | WLS<br>W<br>S                   | BF<br>33<br>7                | H<br>10<br>2                    | R<br>7<br>2                   | ER<br>6<br>2                    | SO<br>3<br>2                 | BB<br>0<br>1                    | IBB<br>0<br>0                | HBP<br>0<br>0   | BLK<br>0<br>0                | WP<br>0<br>0                    | HR<br>1<br>0                 | S<br>39<br>10                   | P<br>39<br>14                 | ERA<br>7.04<br>13.50             | WHIP<br>1.304<br>2.250       |                                  |                                  |                                    |                                  |        |  |  |  |  |  |

**San Francisco Giants @ Houston Astros**  
Astrodome, Houston, TX  
Tue Jun 07 1966, 8:05 PM EDT  
Att. 28,467 - Unknown

|     |    |
|-----|----|
| AB  | 38 |
| R   | 9  |
| H   | 12 |
| RBI | 9  |
| BB  | 1  |
| SO  | 5  |
| LOB | 8  |





| Batter   | 1            | 2        | 3          | 4  | 5 | 6   | 7     | 8     | 9 | AB | R | H | RBI | BB | SO | LOB |
|--|--------------|----------|------------|----|---|-----|-------|-------|---|----|---|---|-----|----|----|-----|
| Joe Morgan, L (1, 4)<br>OBP: 0.455, SLG: 0.450     | F9           | 1B       | WP E BB    |    |   | F5  | 1B    |       |   | 4  | 0 | 2 | 1   | 1  | 0  | 0   |
| Sonny Jackson, L (1, 6)<br>OBP: 0.319, SLG: 0.308  | E 2B         | 1B       | E3 WP 1B   |    |   | 4-3 | F6    |       |   | 5  | 1 | 3 | 1   | 0  | 0  | 2   |
| Jimmy Wynn, R (1, 8)<br>OBP: 0.312, SLG: 0.452     | E5 1B WP 2-H | F2       | F7         |    |   | F3  |       | F3    |   | 5  | 1 | 0 | 0   | 0  | 0  | 5   |
| Dave Nicholson, R (1, 9)<br>OBP: 0.458, SLG: 0.533 | WP 1B 2-3    |          | E BB 1B    | K  |   |     | 1B 2B | K     |   | 5  | 2 | 3 | 0   | 0  | 2  | 0   |
| Felix Mantilla, R (1, 3)<br>OBP: 0.259, SLG: 0.309 | 6-3          |          | 1B E BB    | F8 |   |     | 2B 1B | 1B 1B |   | 2  | 1 | 0 | 0   | 1  | 0  | 1   |
| Jim Gentile, L (7, PH)<br>OBP: 0.353, SLG: 0.466   | 1-2 3-H      |          | 1B BB BB   |    |   |     | 2B 1B | 1B 1B |   | 2  | 2 | 2 | 0   | 0  | 0  | 0   |
| Rusty Staub, L (1, 7)<br>OBP: 0.312, SLG: 0.407    | F8           |          | E3 1B BB   | G3 |   |     | 1B 2B | 1B 1B |   | 5  | 2 | 2 | 1   | 0  | 0  | 3   |
| John Bateman, R (1, 2)<br>OBP: 0.333, SLG: 0.500   |              | 1B 1B 1B | F2         |    |   |     | 1B 1B | 1B 1B |   | 5  | 0 | 3 | 3   | 0  | 1  | 3   |
| Bob Aspromonte, R (1, 5)<br>OBP: 0.250, SLG: 0.262 |              | K        | 1B BB E 1B | F8 |   |     | 1-3   | 1B 1B |   | 4  | 1 | 1 | 1   | 1  | 1  | 2   |
| Dave Giusti, R (1, 1)<br>OBP: 0.200, SLG: 0.240    |              | K        | K          |    |   |     | 6-3   | 4-3   |   | 4  | 0 | 0 | 0   | 0  | 3  | 5   |
| Claude Raymond, R (8, 1)                           |              |          |            |    |   |     |       |       |   | 1  | 0 | 0 | 0   | 0  | 0  | 3   |

| Inning Stats | R: 2 | H: 2 | E: 1 | K: 0 | S: 6 | LOB: 1 | BB: 0 | P: 6 | R: 0 | H: 3 | E: 0 | K: 2 | S: 10 | LOB: 3 | BB: 0 | P: 10 | R: 4 | H: 3 | E: 2 | K: 1 | S: 9 | LOB: 2 | BB: 2 | P: 17 | R: 0 | H: 0 | E: 0 | K: 1 | S: 5 | LOB: 0 | BB: 0 | P: 5 | R: 0 | H: 0 | E: 0 | K: 2 | S: 7 | LOB: 0 | BB: 0 | P: 7 | R: 0 | H: 0 | E: 0 | K: 0 | S: 3 | LOB: 0 | BB: 0 | P: 3 | R: 3 | H: 5 | E: 0 | K: 0 | S: 8 | LOB: 2 | BB: 0 | P: 8 | R: 1 | H: 3 | E: 0 | K: 1 | S: 8 | LOB: 3 | BB: 1 | P: 12 |
|--------------|------|------|------|------|------|--------|-------|------|------|------|------|------|-------|--------|-------|-------|------|------|------|------|------|--------|-------|-------|------|------|------|------|------|--------|-------|------|------|------|------|------|------|--------|-------|------|------|------|------|------|------|--------|-------|------|------|------|------|------|------|--------|-------|------|------|------|------|------|------|--------|-------|-------|
|--------------|------|------|------|------|------|--------|-------|------|------|------|------|------|-------|--------|-------|-------|------|------|------|------|------|--------|-------|-------|------|------|------|------|------|--------|-------|------|------|------|------|------|------|--------|-------|------|------|------|------|------|------|--------|-------|------|------|------|------|------|------|--------|-------|------|------|------|------|------|------|--------|-------|-------|

| PITCHER                               | IP  | WLS | BF | H | R | ER | SO | BB | IBB | HBP | BLK | WP | HR | S  | P  | ERA   | WHIP  |
|---------------------------------------|-----|-----|----|---|---|----|----|----|-----|-----|-----|----|----|----|----|-------|-------|
| Ray Sadecki, L (1, 1)<br>ERA: 4.53    | 1.2 |     | 11 | 5 | 2 | 1  | 2  | 0  | 0   | 0   | 0   | 1  | 0  | 15 | 15 | 5.40  | 3.000 |
| Lindy McDaniel, R (2, 1)<br>ERA: 4.19 | 1.1 | L   | 10 | 3 | 4 | 1  | 1  | 2  | 0   | 0   | 0   | 1  | 0  | 10 | 18 | 6.75  | 3.750 |
| Bob Priddy, R (4, 1)<br>ERA: 1.32     | 3.0 |     | 9  | 0 | 0 | 0  | 3  | 0  | 0   | 0   | 0   | 0  | 0  | 15 | 15 | 0.00  | 0.000 |
| Frank Linzy, R (7, 1)<br>ERA: 2.81    | 1.2 |     | 13 | 8 | 4 | 4  | 1  | 0  | 0   | 0   | 0   | 0  | 0  | 15 | 15 | 21.60 | 4.800 |
| Bob Shaw, R (8, 1)<br>ERA: 6.25       | 0.1 |     | 2  | 0 | 0 | 0  | 0  | 0  | 1   | 0   | 0   | 0  | 0  | 1  | 5  | 0.00  | 0.000 |

**BOTTOM**

**San Francisco Giants @ Houston Astros**  
Astrodome, Houston, TX

Tue Jun 07 1966, 8:05 PM EDT  
Att. 28,467 - Unknown

|     |    |
|-----|----|
| AB  | 42 |
| R   | 10 |
| H   | 16 |
| RBI | 7  |
| BB  | 3  |
| SO  | 7  |
| LOB | 24 |

livebaseballscorecards.com



|     |    |      |   |     |   |     |    |
|-----|----|------|---|-----|---|-----|----|
| 1B: | 13 | SF:  | 0 | WP: | 2 | PA: | 45 |
| 2B: | 3  | SAC: | 0 | PB: | 0 |     |    |
| 3B: | 0  | DP:  | 0 | SB: | 0 |     |    |
| HR: | 0  | HBP: | 0 | CS: | 0 |     |    |

| Batter  | 1  | 2                                | 3                            | 4                               | 5                            | 6                               | 7                            | 8                                | 9                            | AB R H RBI BB SO LOB            | TOP   |                                 |  |                                 |                              |                                 |                              |                                 |                                  |                                    |                                  |        |
|---|--|----------------------------------|------------------------------|---------------------------------|------------------------------|---------------------------------|------------------------------|----------------------------------|------------------------------|---------------------------------|---|---------------------------------|--|---------------------------------|------------------------------|---------------------------------|------------------------------|---------------------------------|----------------------------------|------------------------------------|----------------------------------|--------|
| Tito Fuentes, S (1, 4)<br>OBP: 0.309, SLG: 0.369      | 4-0<br>BB<br>BB  |                                  | 0-0<br>E1<br>1-3<br>2B       |                                 | 0-0<br>5-3                   |                                 | 0-0<br>6-3                   |                                  |                              | 3 1 0 0 1 0 0                   | <b>San Francisco Giants @ Houston Astros</b><br>Astrodome, Houston, TX<br>Wed Jun 08 1966, 8:05 PM EDT<br>Att: 42,925 - Unknown<br><a href="http://livebaseballscorecards.com">livebaseballscorecards.com</a> |                                 |  |                                 |                              |                                 |                              |                                 |                                  |                                    |                                  |        |
| Jim Davenport, R (1, 6)<br>OBP: 0.339, SLG: 0.402     | 4-0<br>WP<br>BB<br>1-2   |                                  | 0-0<br>1-3                   |                                 | 0-3<br>K                     |                                 |                              | 0-0<br>6-3                       |                              | 3 0 0 0 1 1 1                   |   |                                 |  |                                 |                              |                                 |                              |                                 |                                  |                                    |                                  |        |
| Willie Mays, R (1, 8)<br>OBP: 0.354, SLG: 0.557       | 0-0<br>F7  |                                  | 0-0<br>2B                    |                                 | 0-0<br>F9                    |                                 |                              | 4-0<br>BB<br>BB<br>BB<br>G4-6-3  |                              | 3 0 1 1 1 0 1                   |   |                                 |  |                                 |                              |                                 |                              |                                 |                                  |                                    |                                  |        |
| Jim Ray Hart, R (1, 5)<br>OBP: 0.389, SLG: 0.567      | 0-3<br>K<br>1-2  |                                  | 0-3<br>K                     |                                 | 0-0<br>F8                    |                                 |                              | 0-0<br>G4-6-3<br>1-2f            |                              | 4 0 0 0 0 2 3                   |   |                                 |  |                                 |                              |                                 |                              |                                 |                                  |                                    |                                  |        |
| Cap Peterson, R (1, 7)<br>OBP: 0.323, SLG: 0.293      |  | 0-0<br>1B                        |                              | 4-0<br>1B<br>BB                 |                              | 0-0<br>1B                       |                              | 0-0<br>FC6-4<br>1B               |                              | 3 0 3 0 1 0 0                   |   |                                 |  |                                 |                              |                                 |                              |                                 |                                  |                                    |                                  |        |
| Willie McCovey, L (1, 3)<br>OBP: 0.358, SLG: 0.542    |  | 0-3<br>K                         |                              | 0-3<br>K                        |                              | 0-0<br>G6-4-3<br>1B             |                              | 0-0<br>F8                        |                              | 4 0 1 0 0 2 3                   |   |                                 |  |                                 |                              |                                 |                              |                                 |                                  |                                    |                                  |        |
| Ollie Brown, R (1, 9)<br>OBP: 0.287, SLG: 0.265       |  | 0-3<br>K                         |                              | 0-0<br>1B                       |                              | 0-0<br>G6-4-3<br>1-2f           |                              | 0-3<br>K                         |                              | 4 0 1 0 0 2 4                   |   |                                 |  |                                 |                              |                                 |                              |                                 |                                  |                                    |                                  |        |
| Bob Barton, R (1, 2)<br>OBP: 0.204, SLG: 0.200        |  | 0-0<br>F8                        |                              | 0-0<br>F8                       |                              | 0-0<br>4-3                      |                              | 0-0<br>FC6-4<br>1-2f             |                              | 4 0 0 0 0 0 4                   |   |                                 |  |                                 |                              |                                 |                              |                                 |                                  |                                    |                                  |        |
| Juan Marichal, R (1, 1)<br>OBP: 0.295, SLG: 0.364     |  |                                  | 0-0<br>F8                    |                                 | 0-0<br>F7                    |                                 | 0-0<br>6-3                   |                                  |                              | 3 0 0 0 0 0 2                   |   |                                 |  |                                 |                              |                                 |                              |                                 |                                  |                                    |                                  |        |
| Bill Henry, L (7, 1)                                  |  |                                  |                              |                                 |                              |                                 |                              |                                  |                              | 0 0 0 0 0 0 0                   |   |                                 |  |                                 |                              |                                 |                              |                                 |                                  |                                    |                                  |        |
| Lindy McDaniel, R (7, 1)<br>OBP: 0.143, SLG: 0.143    |  |                                  |                              |                                 |                              |                                 |                              |                                  |                              | 0 0 0 0 0 0 0                   |   |                                 |  |                                 |                              |                                 |                              |                                 |                                  |                                    |                                  |        |
| <b>Inning Stats</b>                                   | R: 0<br>E: 0<br>K: 1<br>S: 4   | H: 0<br>LOB: 1<br>BB: 2<br>P: 12 | R: 0<br>E: 0<br>K: 2<br>S: 8 | H: 1<br>LOB: 1<br>BB: 0<br>P: 8 | R: 1<br>E: 1<br>K: 1<br>S: 7 | H: 1<br>LOB: 1<br>BB: 0<br>P: 7 | R: 0<br>E: 0<br>K: 1<br>S: 6 | H: 1<br>LOB: 2<br>BB: 1<br>P: 10 | R: 0<br>E: 0<br>K: 1<br>S: 5 | H: 0<br>LOB: 0<br>BB: 0<br>P: 5 | R: 0<br>E: 0<br>K: 0<br>S: 4  | H: 2<br>LOB: 1<br>BB: 0<br>P: 4 | R: 0<br>E: 0<br>K: 0<br>S: 3   | H: 0<br>LOB: 0<br>BB: 0<br>P: 3 | R: 0<br>E: 0<br>K: 0<br>S: 2 | H: 0<br>LOB: 0<br>BB: 1<br>P: 6 | R: 0<br>E: 0<br>K: 1<br>S: 6 | H: 1<br>LOB: 1<br>BB: 0<br>P: 6 | 1B: 5<br>2B: 1<br>3B: 0<br>HR: 0 | SF: 0<br>SAC: 0<br>DP: 2<br>HBP: 0 | WP: 1<br>PB: 0<br>SB: 0<br>CS: 0 | PA: 35 |
| <b>PITCHER</b><br>Mike Cuellar, L (1, 1)<br>ERA: 1.01 | IP: 9.0<br>WLS: W<br>BF: 35<br>H: 6<br>R: 1<br>ER: 0<br>SO: 7<br>BB: 4<br>IBB: 0<br>HBP: 0<br>BLK: 0<br>WP: 1<br>HR: 0<br>S: 45<br>P: 61<br>ERA: 0.00<br>WHIP: 1.111 |                                  |                              |                                 |                              |                                 |                              |                                  |                              |                                 |   | <b>PITCHER</b>                  | IP: WLS: BF: H: R: ER: SO: BB: IBB: HBP: BLK: WP: HR: S: P: ERA: WHIP: |                                 |                              |                                 |                              |                                 |                                  |                                    |                                  |        |



| Batter   | 1      | 2                    | 3       | 4         | 5         | 6                     | 7                     | 8                | 9 |
|--|--------|----------------------|---------|-----------|-----------|-----------------------|-----------------------|------------------|---|
| Joe Morgan, L (1, 4)<br>OBP: 0.454, SLG: 0.446   | 0-0 G3 |                      | 4-0 BB  |           | 0-0 4-3   | 0-0 6-3               |                       | 0-0 FC6-4 1B     |   |
| Sonny Jackson, L (1, 6)<br>OBP: 0.321, SLG: 0.311  | 0-0 G3 |                      | 0-0 F5  |           |           | 0-0 HBP 1B 1B         | 0-0 BB 1B 4-3 1B      | 0-0 FC6-4 S 1-2f |   |
| Jimmy Wynn, R (1, 8)<br>OBP: 0.314, SLG: 0.451   | 0-3 K  |                      |         | 0-0 5-3   |           | 0-0 1B HBP 1B 1-2     | 0-0 4-3 BB SF8 1B 1-2 | 0-0 F7 1-2       |   |
| Jim Gentile, L (1, 3)<br>OBP: 0.363, SLG: 0.466  |        | 0-0 FC1-6 1B         |         | 0-0 F9    |           | 1-0 1B 1B 1-2 2-3 HBP | 4-0 4-3 BB            |                  |   |
| Rusty Staub, L (1, 9) (8, 7)<br>OBP: 0.311, SLG: 0.403   |        | 0-0 FC1-6 FC4-6 1-2f |         | 0-3 K     |           | 0-0 1B 1B 1-2 2-3 3-H | 0-0 4-3               |                  |   |
| Lee Maye, L (1, 7)<br>Dave Nicholson, R (7, PH) (8, 9)<br>OBP: 0.265, SLG: 0.404<br>OBP: 0.462, SLG: 0.533 |        | 0-0 FC4-6 1-2f       |         |           | 0-0 BB 1B | 0-0 1B 1B 1-2 2-3 3-H | 4-0 IBB               |                  |   |
| Felix Mantilla, R (1, 5)<br>Bob Aspromonte, R (7, 5)<br>OBP: 0.262, SLG: 0.298<br>OBP: 0.249, SLG: 0.262   |        | 0-3 K                |         | 4-0 BB 1B | 0-3 K     | 0-3 K 1-2 BB          | 0-0 SF8 3-H           |                  |   |
| John Bateman, R (1, 2)<br>OBP: 0.331, SLG: 0.494   |        |                      | 0-0 5-3 |           | 0-3 K     | 0-0 1B 1-2 2-H 3-H    | 0-0 F6                |                  |   |
| Mike Cuellar, L (1, 1)<br>OBP: 0.087, SLG: 0.087   |        |                      | 0-3 K   |           | 0-3 K     | 0-0 F8                |                       | 0-0 2-3          |   |

| Inning Stats                      | R: 0<br>E: 0<br>K: 1<br>S: 5       | H: 0<br>LOB: 0<br>BB: 0<br>P: 5 | R: 0<br>E: 0<br>K: 1<br>S: 6 | H: 1<br>LOB: 1<br>BB: 0<br>P: 6 | R: 0<br>E: 0<br>K: 1<br>S: 5 | H: 0<br>LOB: 1<br>BB: 1<br>P: 9 | R: 0<br>E: 0<br>K: 1<br>S: 5 | H: 0<br>LOB: 0<br>BB: 0<br>P: 5 | R: 0<br>E: 0<br>K: 2<br>S: 8 | H: 1<br>LOB: 2<br>BB: 1<br>P: 12 | R: 4<br>E: 0<br>K: 1<br>S: 10 | H: 5<br>LOB: 2<br>BB: 0<br>P: 11 | R: 2<br>E: 0<br>K: 0<br>S: 5 | H: 2<br>LOB: 2<br>BB: 2<br>P: 13 | R: 0<br>E: 0<br>K: 0<br>S: 4 | H: 1<br>LOB: 1<br>BB: 0<br>P: 4 |
|-----------------------------------|------------------------------------|---------------------------------|------------------------------|---------------------------------|------------------------------|---------------------------------|------------------------------|---------------------------------|------------------------------|----------------------------------|-------------------------------|----------------------------------|------------------------------|----------------------------------|------------------------------|---------------------------------|
| 1B: 10<br>2B: 0<br>3B: 0<br>HR: 0 | SF: 1<br>SAC: 0<br>DP: 0<br>HBP: 1 | WP: 0<br>PA: 39                 |                              |                                 |                              |                                 |                              |                                 |                              |                                  |                               |                                  |                              |                                  |                              |                                 |

| PITCHER                               | IP  | WLS | BF | H | R | ER | SO | BB | IBB | HBP | BLK | WP | HR | S  | P  | ERA  | WHIP  |
|---------------------------------------|-----|-----|----|---|---|----|----|----|-----|-----|-----|----|----|----|----|------|-------|
| Juan Marichal, R (1, 1)<br>ERA: 1.7   | 6.0 | L   | 30 | 9 | 6 | 6  | 7  | 2  | 0   | 1   | 0   | 0  | 0  | 41 | 50 | 9.00 | 1.833 |
| Bill Henry, L (7, 1)<br>ERA: 0.96     | 0.1 |     | 3  | 0 | 0 | 0  | 0  | 1  | 1   | 0   | 0   | 0  | 0  | 1  | 9  | 0.00 | 3.000 |
| Lindy McDaniel, R (7, 1)<br>ERA: 4.02 | 1.2 |     | 6  | 1 | 0 | 0  | 0  | 0  | 0   | 0   | 0   | 0  | 0  | 6  | 6  | 0.00 | 0.600 |

**BOTTOM**

**San Francisco Giants @ Houston Astros**  
Astrodome, Houston, TX

Wed Jun 08 1966, 8:05 PM EDT  
Att. 42,925 - Unknown

|    |   |   |     |    |    |     |
|----|---|---|-----|----|----|-----|
| AB | R | H | RBI | BB | SO | LOB |
| 4  | 0 | 1 | 0   | 1  | 0  | 4   |
| 5  | 2 | 2 | 0   | 0  | 0  | 2   |
| 5  | 2 | 2 | 0   | 0  | 1  | 1   |
| 2  | 1 | 1 | 0   | 1  | 0  | 0   |
| 4  | 1 | 1 | 2   | 0  | 1  | 3   |
| 3  | 0 | 2 | 1   | 0  | 0  | 1   |
| 0  | 0 | 0 | 0   | 1  | 0  | 0   |
| 2  | 0 | 0 | 0   | 1  | 2  | 4   |
| 0  | 0 | 0 | 1   | 0  | 0  | 0   |
| 4  | 0 | 1 | 2   | 0  | 1  | 4   |
| 4  | 0 | 0 | 0   | 0  | 2  | 4   |

livebaseballscorecards.com

|     |    |
|-----|----|
| AB  | 33 |
| R   | 6  |
| H   | 10 |
| RBI | 6  |
| BB  | 4  |
| SO  | 7  |
| LOB | 23 |



| Batter  | 1   | 2   | 3   | 4   | 5  | 6   | 7   | 8   | 9   | 10  | 11  | AB R H RBI BB SO LOB                                       | TOP   |    |    |       |       |
|---|---|---|---|---|--|---|---|---|---|---|---|--|---|----|----|-------|-------|
| Tito Fuentes, S<br>OBP: 0.312, SLG: 0.376<br>(1, 4)   | F6  |   |   | F6  | K  |   |   | F9<br>2B  |   | FC1-6<br>1B   |   | 5 0 2 0 0 1 2  | <b>San Francisco Giants @ Houston Astros</b><br>Astrodome, Houston, TX<br>Thu Jun 09 1966, 8:05 PM EDT<br>Att. 25,901 - Unknown |    |    |       |       |
| Len Gabrielson, L<br>OBP: 0.267, SLG: 0.304<br>(1, 7) | K   |   |   | 2B  |  |   | F9  | K   |   | FC1-6   |   | 5 0 1 0 0 2 3  |   |    |    |       |       |
| Willie Mays, R<br>OBP: 0.346, SLG: 0.543<br>(1, 8)    | 6-3   |   |   | F8  |  |   | K   | F9  |   | G5-3  |   | 5 0 0 0 0 1 4  |   |    |    |       |       |
| Willie McCovey, L<br>OBP: 0.360, SLG: 0.538<br>(1, 3) |   |   |   | K   |  |   |   | F8  |   |   |   | 5 1 2 0 0 1 2  |   |    |    |       |       |
| Jim Ray Hart, R<br>OBP: 0.387, SLG: 0.561<br>(1, 5)   |   |   |   |   |  |   |   | FC6-4<br>1B   |   |   |   | 4 1 1 0 0 1 1  |   |    |    |       |       |
| Tom Haller, L<br>OBP: 0.301, SLG: 0.407<br>(1, 2)     |   |   |   |   |  |   |   |   |   |   |   | 3 1 0 0 2 0 0  |   |    |    |       |       |
| Jim Davenport, R<br>OBP: 0.342, SLG: 0.411<br>(1, 6)  |   |   |   |   |  |   |   |   |   |   |   | 5 0 2 2 0 1 2  |   |    |    |       |       |
| Ollie Brown, R<br>OBP: 0.284, SLG: 0.258<br>(1, 9)    |   |   |   |   |  |   |   |   |   |   |   | 4 0 0 0 1 1 4  |   |    |    |       |       |
| Ron Herbel, R<br>OBP: 0.133, SLG: 0.071<br>(1, 1)     |   |   |   |   |  |   |   |   |   |   |   | 3 0 1 1 0 1 1  |   |    |    |       |       |
| Jesus Alou, R<br>OBP: 0.246, SLG: 0.285<br>(10, PH)   |   |   |   |   |  |   |   |   |   |   |   | 1 0 0 0 0 0 0  |   |    |    |       |       |
| Don Mason, L<br>OBP: 0.077, SLG: 0.077<br>(10, PR)    |   |   |   |   |  |   |   |   |   |   |   | 0 0 0 0 0 0 0  |   |    |    |       |       |
| Bill Henry, L<br>(10, 1)                              |   |   |   |   |  |   |   |   |   |   |   | 1 0 0 0 0 0 1  |   |    |    |       |       |
| <b>Inning Stats</b>                                   | R: 0 H: 0<br>E: 0 LOB: 0<br>K: 1 BB: 0<br>S: 5 P: 5   | R: 0 H: 0<br>E: 0 LOB: 0<br>K: 0 BB: 0<br>S: 3 P: 3 | R: 0 H: 0<br>E: 0 LOB: 0<br>K: 0 BB: 0<br>S: 3 P: 3 | R: 0 H: 1<br>E: 0 LOB: 1<br>K: 1 BB: 0<br>S: 6 P: 6 | R: 1 H: 2<br>E: 0 LOB: 2<br>K: 2 BB: 1<br>S: 9 P: 13 | R: 0 H: 1<br>E: 0 LOB: 1<br>K: 1 BB: 0<br>S: 6 P: 6 | R: 0 H: 0<br>E: 0 LOB: 1<br>K: 1 BB: 1<br>S: 5 P: 9 | R: 0 H: 1<br>E: 0 LOB: 1<br>K: 1 BB: 0<br>S: 6 P: 6 | R: 0 H: 1<br>E: 0 LOB: 1<br>K: 2 BB: 0<br>S: 8 P: 8 | R: 0 H: 1<br>E: 1 LOB: 1<br>K: 0 BB: 0<br>S: 4 P: 4 | R: 2 H: 2<br>E: 0 LOB: 1<br>K: 0 BB: 1<br>S: 5 P: 9 | 1B: 6 SF: 0<br>2B: 3 SAC: 1<br>3B: 0 DP: 1<br>HR: 0 HBP: 0 | WP: 0 PA: 45<br>PB: 0<br>SB: 1<br>CS: 0   |    |    |       |       |
| <b>PITCHER</b>  | IP WLS BF H R ER SO BB IBB HBP BLK WP HR S P ERA WHIP |   |   |   |  |   |   |   |   |   |   |  |   |    |    |       |       |
| Larry Dierker, R<br>ERA: 3.68<br>(1, 1)               | 8.0   | 31  | 5   | 1   | 1  | 7   | 2   | 0   | 0   | 0   | 0   | 0  | 0   | 43 | 51 | 1.12  | 0.875 |
| Claude Raymond, R<br>ERA: 1.64<br>(9, 1)              | 2.0   | 8   | 2   | 0   | 0  | 2   | 0   | 0   | 0   | 0   | 0   | 0  | 0   | 12 | 12 | 0.00  | 1.000 |
| Jim Owens, R<br>ERA: 3.55<br>(11, 1)                  | 1.0   | L 6   | 2   | 2   | 2  | 0   | 0   | 1   | 0   | 0   | 0   | 0  | 0   | 5  | 9  | 18.00 | 2.000 |

|     |    |
|-----|----|
| AB  | 41 |
| R   | 3  |
| H   | 9  |
| RBI | 3  |
| BB  | 3  |
| SO  | 9  |
| LOB | 20 |



livebaseballscorecards.com

| Batter   | 1   | 2   | 3   | 4   | 5   | 6   | 7   | 8   | 9  | 10   | 11  | AB R H RBI BB SO LOB   | BOTTOM  |   |         |         |             |               |
|--|---|---|---|---|---|---|---|---|--|--|---|--|---|---|---------|---------|-------------|---------------|
| Joe Morgan, L<br>OBP: 0.450, SLG: 0.442<br>(1, 4)  | 4-3   |   | FC1-5<br>1B   |   | F3  |   |   | F8  |  | SH1-4<br>1-2   |   | 4 0 1 0 0 0 0  | <b>San Francisco Giants @ Houston Astros</b><br>Astrodome, Houston, TX<br>Thu Jun 09 1966, 8:05 PM EDT<br>Att. 25,901 - Unknown |   |         |         |             |               |
| Sonny Jackson, L<br>OBP: 0.323, SLG: 0.313<br>(1, 6)   | FC1-4<br>1B   |   | FC1-5<br>1B   |   | 4-3   |   |   | F8  |  | K  |   | 5 0 2 0 0 1 1  |   |   |         |         |             |               |
| Jimmy Wynn, R<br>OBP: 0.316, SLG: 0.444<br>(1, 8)  | FC1-4<br>1B   |   | FC1-5   |   | F3  |   |   | CS<br>BB  |  | FC5-4<br>IBB   |   | 3 1 0 0 2 0 3  |   |   |         |         |             |               |
| Jim Gentile, L<br>OBP: 0.366, SLG: 0.467<br>Bob Lillis, R<br>OBP: 0.211, SLG: 0.063<br>(1, 3)<br>(9, PR)<br>(10, 5)  | 1B  |   | K   |   | K   |   |   | CS  |  | SH1-4<br>1B  |   | 4 0 2 0 0 2 2<br>1 0 0 0 0 0 2                                   |   |   |         |         |             |               |
| Rusty Staub, L<br>OBP: 0.310, SLG: 0.400<br>(1, 9)   | FC6-4<br>1B   |   | F8  |   | G3  |   |   |   |  | SH1-4  |   | 4 0 1 1 0 0 2  |   |   |         |         |             |               |
| Lee Maye, L<br>OBP: 0.273, SLG: 0.402<br>Dave Nicholson, R<br>OBP: 0.459, SLG: 0.528<br>(1, 7)<br>(11, PH)   | FC6-4   |   | F7  |   | F7  |   |   |   |  | IBB  |   | 3 0 1 0 1 0 2<br>1 0 0 0 0 1 0                                   |   |   |         |         |             |               |
| Felix Mantilla, R<br>OBP: 0.250, SLG: 0.283<br>Bob Aspromonte, R<br>OBP: 0.246, SLG: 0.259<br>(1, 5)<br>(8, 5)<br>(10, 3)                                      |   |   | F2  |   | 6-3   |   |   |   |  | IBB  |   | 3 0 0 0 0 1 1<br>2 0 0 0 0 0 2                                   |   |   |         |         |             |               |
| John Bateman, R<br>OBP: 0.330, SLG: 0.488<br>(1, 2)  |   |   | F9  |   | K   |   |   |   |  | K  |   | 4 0 1 0 0 2 2  |   |   |         |         |             |               |
| Larry Dierker, R<br>OBP: 0.160, SLG: 0.280<br>Claude Raymond, R<br>OBP: 0.400, SLG: 0.348<br>Ron Brand, R<br>OBP: 0.400, SLG: 0.348<br>Jim Owens, R<br>(11, 1) |   |   | 4-3   |   | 1-3   |   |   |   |  | SH1-4<br>1B  |   | 3 0 0 0 0 0 2<br>0 0 0 0 0 0 0<br>1 0 1 0 0 0 0<br>0 0 0 0 0 0 0 |   |   |         |         |             |               |
| <b>Inning Stats</b>  | R: 1 H: 3<br>E: 0 LOB: 2<br>K: 0 BB: 0<br>S: 6 P: 6   | R: 0 H: 0<br>E: 0 LOB: 0<br>K: 0 BB: 0<br>S: 3 P: 3 | R: 0 H: 2<br>E: 0 LOB: 2<br>K: 1 BB: 0<br>S: 7 P: 7 | R: 0 H: 0<br>E: 0 LOB: 0<br>K: 1 BB: 0<br>S: 5 P: 5 | R: 0 H: 0<br>E: 0 LOB: 0<br>K: 0 BB: 0<br>S: 3 P: 3 | R: 0 H: 0<br>E: 0 LOB: 0<br>K: 1 BB: 0<br>S: 5 P: 5 | R: 0 H: 2<br>E: 0 LOB: 1<br>K: 1 BB: 0<br>S: 6 P: 6 | R: 0 H: 0<br>E: 0 LOB: 0<br>K: 0 BB: 1<br>S: 2 P: 6 | R: 0 H: 1<br>E: 0 LOB: 2<br>K: 1 BB: 1<br>S: 6 P: 10 | R: 0 H: 1<br>E: 0 LOB: 2<br>K: 1 BB: 1<br>S: 6 P: 10 | R: 0 H: 0<br>E: 0 LOB: 0<br>K: 1 BB: 0<br>S: 5 P: 5 | 1B: 9 SF: 0<br>2B: 0 SAC: 2<br>3B: 0 DP: 1<br>HR: 0 HBP: 0       |   | WP: 0 PA: 44<br>PB: 0<br>SB: 0<br>CS: 1 |         |         |             |               |
| <b>PITCHER</b>   | IP WLS BF H R ER SO BB IBB HBP BLK WP HR S P ERA WHIP |   |   |   |   |   |   |   |  |  |   |  |   |   |         |         |             |               |
| Ron Herbel, R<br>ERA: 3.83<br>Bill Henry, L<br>ERA: 0.79   | (1, 1)<br>(10, 1)                                     | 9.0<br>2.0  | WLS<br>W  | BF<br>8   | H<br>1  | R<br>0  | ER<br>0   | SO<br>2   | BB<br>0  | IBB<br>1   | HBP<br>0  | BLK<br>0   | WP<br>0   | HR<br>0                                 | S<br>11 | P<br>15 | ERA<br>0.00 | WHIP<br>0.500 |

livebaseballscorecards.com

|     |    |
|-----|----|
| AB  | 38 |
| R   | 1  |
| H   | 9  |
| RBI | 1  |
| BB  | 3  |
| SO  | 7  |
| LOB | 19 |



| Batter  | 1   | 2                               | 3                            | 4                               | 5                            | 6                               | 7                            | 8                               | 9                            | AB R H RBI BB SO LOB             | TOP                          |                                 |                              |                                 |                              |                                 |                                  |                                    |                                  |        |
|---|---|---------------------------------|------------------------------|---------------------------------|------------------------------|---------------------------------|------------------------------|---------------------------------|------------------------------|----------------------------------|------------------------------|---------------------------------|------------------------------|---------------------------------|------------------------------|---------------------------------|----------------------------------|------------------------------------|----------------------------------|--------|
| Maury Wills, S (1, 6)<br>OBP: 0.330, SLG: 0.338   | 0-0<br>4-3  |                                 |                              | 0-0<br>F3                       |                              | 0-0<br>1B                       | 0-0<br>G3                    |                                 | 0-0<br>4-3                   | 5 1 1 0 0 0 0                    |                              |                                 |                              |                                 |                              |                                 |                                  |                                    |                                  |        |
| Wes Parker, S (1, 3)<br>OBP: 0.346, SLG: 0.444    | 0-0<br>F9   |                                 |                              | 0-0<br>E6                       |                              | 0-0<br>1B                       | 0-3<br>K                     |                                 |                              | 4 1 0 0 0 1 1                    |                              |                                 |                              |                                 |                              |                                 |                                  |                                    |                                  |        |
| Willie Davis, L (1, 8)<br>OBP: 0.301, SLG: 0.375  | 0-0<br>1-4-3  |                                 |                              | 0-0<br>F7                       |                              | 0-0<br>1B                       | 0-0<br>1B                    |                                 |                              | 4 1 2 1 0 0 1                    |                              |                                 |                              |                                 |                              |                                 |                                  |                                    |                                  |        |
| Tommy Davis, R (1, 7)<br>OBP: 0.314, SLG: 0.393   |   | 0-0<br>L8                       |                              | 0-0<br>5-3                      |                              | 0-0<br>1B                       | 0-0<br>6-3                   |                                 |                              | 4 0 0 0 0 0 4                    |                              |                                 |                              |                                 |                              |                                 |                                  |                                    |                                  |        |
| Lou Johnson, R (1, 9)<br>OBP: 0.335, SLG: 0.468   |   | 0-0<br>5-3                      |                              |                                 | 0-0<br>HR                    | 4-0<br>2B                       |                              | 0-0<br>6-3                      |                              | 3 2 1 0 1 0 0                    |                              |                                 |                              |                                 |                              |                                 |                                  |                                    |                                  |        |
| Jim Lefebvre, S (1, 4)<br>OBP: 0.357, SLG: 0.514  |   | 0-0<br>F7                       |                              |                                 | 0-0<br>SH1-3                 | 4-0<br>2B                       |                              | 0-0<br>4-3                      |                              | 2 0 0 1 1 0 0                    |                              |                                 |                              |                                 |                              |                                 |                                  |                                    |                                  |        |
| John Roseboro, L (1, 2)<br>OBP: 0.331, SLG: 0.429 |   |                                 | 0-0<br>1-3                   |                                 | 0-0<br>HR                    | 0-3<br>K                        |                              | 0-0<br>G3                       |                              | 4 1 1 2 0 1 3                    |                              |                                 |                              |                                 |                              |                                 |                                  |                                    |                                  |        |
| John Kennedy, R (1, 5)<br>OBP: 0.227, SLG: 0.250  |   |                                 | 0-0<br>1-3                   |                                 | 0-0<br>1-3                   | 0-0<br>2B                       |                              | 0-0<br>6-3                      |                              | 4 0 1 2 0 0 0                    |                              |                                 |                              |                                 |                              |                                 |                                  |                                    |                                  |        |
| Sandy Koufax, R (1, 1)<br>OBP: 0.091, SLG: 0.071  |   |                                 | 0-0<br>F8                    |                                 | 0-0<br>6-3                   | 0-0<br>F3                       |                              | 0-3<br>K                        |                              | 4 0 0 0 0 1 2                    |                              |                                 |                              |                                 |                              |                                 |                                  |                                    |                                  |        |
| <b>Inning Stats</b>                               | R: 0<br>E: 0<br>K: 0<br>S: 3                          | H: 0<br>LOB: 0<br>BB: 0<br>P: 3 | R: 0<br>E: 0<br>K: 0<br>S: 3 | H: 0<br>LOB: 0<br>BB: 0<br>P: 3 | R: 0<br>E: 1<br>K: 0<br>S: 4 | H: 0<br>LOB: 1<br>BB: 0<br>P: 4 | R: 2<br>E: 1<br>K: 0<br>S: 5 | H: 2<br>LOB: 0<br>BB: 0<br>P: 5 | R: 4<br>E: 0<br>K: 1<br>S: 9 | H: 3<br>LOB: 2<br>BB: 2<br>P: 17 | R: 0<br>E: 0<br>K: 1<br>S: 6 | H: 1<br>LOB: 1<br>BB: 0<br>P: 6 | R: 0<br>E: 0<br>K: 0<br>S: 3 | H: 0<br>LOB: 0<br>BB: 0<br>P: 3 | R: 0<br>E: 0<br>K: 1<br>S: 5 | H: 0<br>LOB: 0<br>BB: 0<br>P: 5 | 1B: 4<br>2B: 1<br>3B: 0<br>HR: 1 | SF: 0<br>SAC: 1<br>DP: 0<br>HBP: 0 | WP: 0<br>PB: 0<br>SB: 0<br>CS: 0 | PA: 37 |
| <b>PITCHER</b>                                    | IP WLS BF H R ER SO BB IBB HBP BLK WP HR S P ERA WHIP |                                 |                              |                                 |                              |                                 |                              |                                 |                              |                                  |                              |                                 |                              |                                 |                              |                                 |                                  |                                    |                                  |        |
| Joe Gibbon, L (1, 1)<br>ERA: 2.63                 | 5.0 L 21 4 5 3 0 0 0 0 0 0 0 1 21 21 5.40 0.800       |                                 |                              |                                 |                              |                                 |                              |                                 |                              |                                  |                              |                                 |                              |                                 |                              |                                 |                                  |                                    |                                  |        |
| Bob Priddy, R (6, 1)<br>ERA: 1.22                 | 3.0 13 2 1 0 2 1 1 0 0 0 0 0 15 23 0.00 1.000         |                                 |                              |                                 |                              |                                 |                              |                                 |                              |                                  |                              |                                 |                              |                                 |                              |                                 |                                  |                                    |                                  |        |
| Ray Sadecki, L (9, 1)<br>ERA: 4.44                | 1.0 3 0 0 0 0 1 0 0 0 0 0 0 5 5 0.00 0.000            |                                 |                              |                                 |                              |                                 |                              |                                 |                              |                                  |                              |                                 |                              |                                 |                              |                                 |                                  |                                    |                                  |        |

Los Angeles Dodgers @ San Francisco Giants  
 Candlestick Park, San Francisco, CA  
 Fri Jun 10 1966, 10:05 PM EDT  
 Att: 40,048 - Unknown

livebaseballscorecards.com

|     |    |
|-----|----|
| AB  | 34 |
| R   | 6  |
| H   | 6  |
| RBI | 6  |
| BB  | 2  |
| SO  | 3  |
| LOB | 11 |




| Batter   | 1         | 2          | 3          | 4                    | 5          | 6           | 7          | 8        | 9                                 | AB | R | H | RBI | BB | SO | LOB |
|--|-----------|------------|------------|----------------------|------------|-------------|------------|----------|-----------------------------------|----|---|---|-----|----|----|-----|
| Tito Fuentes, S<br>OBP: 0.305, SLG: 0.367 (1, 4)   | 0-0<br>P6 |            |            | 0-3<br>K             |            | 0-3<br>K2-3 |            |          | 0-3<br>K                          | 4  | 0 | 0 | 0   | 0  | 3  | 0   |
| Jim Davenport, R<br>OBP: 0.347, SLG: 0.409 (1, 6)  | 0-0<br>F7 |            |            | 0-0<br>F8            |            | 0-0<br>1B   |            |          | 4-0<br>1B<br>BB                   | 3  | 1 | 1 | 0   | 1  | 0  | 0   |
| Willie Mays, R<br>OBP: 0.349, SLG: 0.539 (1, 8)    | 0-3<br>K  |            |            | 4-0<br>FC5-4<br>BB   |            | 0-3<br>K    |            |          | 0-0<br>1B<br>1-3<br>1B            | 3  | 0 | 1 | 0   | 1  | 2  | 1   |
| Jim Ray Hart, R<br>OBP: 0.385, SLG: 0.555 (1, 5)   |           | 0-3<br>K   |            | 0-0<br>FC5-4<br>1-2f |            |             | 0-0<br>6-3 |          | 0-0<br>1B<br>G6-4-3<br>1-2<br>3-H | 4  | 0 | 1 | 1   | 0  | 1  | 1   |
| Cap Peterson, R<br>OBP: 0.304, SLG: 0.274 (1, 7)   |           | 0-0<br>L8  |            |                      | 0-0<br>F9  |             | 0-3<br>K   |          | 0-0<br>G6-4-3<br>1-2f             | 4  | 0 | 0 | 0   | 0  | 1  | 2   |
| Willie McCovey, L<br>OBP: 0.354, SLG: 0.528 (1, 3) |           | 0-0<br>6-3 |            |                      | 0-3<br>K   |             | 0-0<br>F7  |          |                                   | 3  | 0 | 0 | 0   | 0  | 1  | 0   |
| Ollie Brown, R<br>OBP: 0.285, SLG: 0.259 (1, 9)    |           |            | 0-0<br>6-3 |                      | 0-0<br>1B  |             |            | 0-3<br>K |                                   | 3  | 0 | 1 | 0   | 0  | 1  | 0   |
| Bob Barton, R<br>OBP: 0.196, SLG: 0.192 (1, 2)     |           |            | 0-0<br>2-3 |                      | 0-0<br>1-3 |             |            | 0-3<br>K |                                   | 2  | 0 | 0 | 0   | 0  | 0  | 1   |
| Ray Sadecki, L<br>OBP: 0.333, SLG: 0.533 (9, 1)    |           |            |            |                      |            |             |            |          |                                   | 0  | 0 | 0 | 0   | 0  | 0  | 0   |
| Joe Gibbon, R (1, 1)                               |           |            | 0-0<br>4-3 |                      |            | 0-0<br>6-3  |            |          | 0-3<br>K                          | 1  | 0 | 0 | 0   | 0  | 0  | 0   |
| Bob Priddy, R<br>OBP: 0.333, SLG: 0.200 (6, 1)     |           |            |            |                      |            |             |            |          |                                   | 0  | 0 | 0 | 0   | 0  | 0  | 0   |
| Ozzie Virgil, R (6, 2)                             |           |            |            |                      |            |             |            |          |                                   | 2  | 0 | 0 | 0   | 0  | 1  | 0   |
| Jesus Alou, R<br>OBP: 0.244, SLG: 0.282 (8, PH)    |           |            |            |                      |            |             |            |          |                                   | 1  | 0 | 0 | 0   | 0  | 1  | 0   |

| Inning Stats                                  | R: 0 | H: 0 | E: 0 | K: 1 | S: 5 | LOB: 0 | BB: 0 | P: 5 | R: 0 | H: 0 | E: 0 | K: 1 | S: 5 | LOB: 0 | BB: 0 | P: 5 | R: 0 | H: 0 | E: 0 | K: 0 | S: 3 | LOB: 0 | BB: 0 | P: 3 | R: 0 | H: 0 | E: 0 | K: 1 | S: 5 | LOB: 1 | BB: 1 | P: 9 | R: 0 | H: 1 | E: 0 | K: 1 | S: 6 | LOB: 1 | BB: 0 | P: 6 | R: 0 | H: 1 | E: 0 | K: 2 | S: 8 | LOB: 1 | BB: 0 | P: 8 | R: 0 | H: 0 | E: 0 | K: 1 | S: 5 | LOB: 0 | BB: 0 | P: 5 | R: 0 | H: 0 | E: 0 | K: 3 | S: 9 | LOB: 0 | BB: 0 | P: 9 | R: 1 | H: 2 | E: 0 | K: 1 | S: 6 | LOB: 1 | BB: 1 | P: 10 | 1B: 4 | 2B: 0 | 3B: 0 | HR: 0 | SF: 0 | SAC: 0 | DP: 1 | HBP: 0 | WP: 0 | PB: 0 | SB: 0 | CS: 0 | PA: 32 |
|---|------|------|------|------|------|--------|-------|------|------|------|------|------|------|--------|-------|------|------|------|------|------|------|--------|-------|------|------|------|------|------|------|--------|-------|------|------|------|------|------|------|--------|-------|------|------|------|------|------|------|--------|-------|------|------|------|------|------|------|--------|-------|------|------|------|------|------|------|--------|-------|------|------|------|------|------|------|--------|-------|-------|-------|-------|-------|-------|-------|--------|-------|--------|-------|-------|-------|-------|--------|
| PITCHER<br>Sandy Koufax, L<br>ERA: 1.4 (1, 1) | IP   | WLS  | BF   | H    | R    | ER     | SO    | BB   | IBB  | HBP  | BLK  | WP   | HR   | S      | P     | ERA  | WHIP | IP   | WLS  | BF   | H    | R      | ER    | SO   | BB   | IBB  | HBP  | BLK  | WP   | HR     | S     | P    | ERA  | WHIP | IP   | WLS  | BF   | H      | R     | ER   | SO   | BB   | IBB  | HBP  | BLK  | WP     | HR    | S    | P    | ERA  | WHIP |      |      |        |       |      |      |      |      |      |      |        |       |      |      |      |      |      |      |        |       |       |       |       |       |       |       |        |       |        |       |       |       |       |        |

**Los Angeles Dodgers @ San Francisco Giants**  
**Candlestick Park, San Francisco, CA**

Fri Jun 10 1966, 10:05 PM EDT  
Att. 40,048 - Unknown

|            |           |
|------------|-----------|
| <b>AB</b>  | <b>30</b> |
| <b>R</b>   | <b>1</b>  |
| <b>H</b>   | <b>4</b>  |
| <b>RBI</b> | <b>1</b>  |
| <b>BB</b>  | <b>2</b>  |
| <b>SO</b>  | <b>11</b> |
| <b>LOB</b> | <b>5</b>  |



[livebaseballscorecards.com](http://livebaseballscorecards.com)

| Batter   | 1   | 2                               | 3                            | 4                               | 5                            | 6                               | 7                            | 8                               | 9                            | AB R H RBI BB SO LOB            | TOP   |                                 |                              |                                  |                              |                                  |                              |                                  |                                   |                                    |                                  |        |  |  |  |  |  |  |  |  |  |  |  |  |  |  |  |
|--|---|---------------------------------|------------------------------|---------------------------------|------------------------------|---------------------------------|------------------------------|---------------------------------|------------------------------|---------------------------------|---|---------------------------------|------------------------------|----------------------------------|------------------------------|----------------------------------|------------------------------|----------------------------------|-----------------------------------|------------------------------------|----------------------------------|--------|--|--|--|--|--|--|--|--|--|--|--|--|--|--|--|
| Maury Wills, S (1, 6)<br>OBP: 0.338, SLG: 0.351    | 0-0<br>6-3  |                                 | 0-0<br>G5-3 E<br>1B          |                                 | 0-0<br>1-3<br>1B             |                                 | 0-0<br>S<br>1-H<br>3-H<br>2B |                                 | 0-0<br>SH3-4<br>1-2          | 4 0 3 2 0 0 0                   | <p>Los Angeles Dodgers @ San Francisco Giants</p> <p>Candlestick Park, San Francisco, CA</p> <p>Sat Jun 11 1966, 6:33 AM EDT</p> <p>Att: 41,280 - Unknown</p> |                                 |                              |                                  |                              |                                  |                              |                                  |                                   |                                    |                                  |        |  |  |  |  |  |  |  |  |  |  |  |  |  |  |  |
| Wes Parker, S (1, 3)<br>OBP: 0.343, SLG: 0.436     | 0-0<br>F8   |                                 | 4-0<br>1-2<br>BB             |                                 | 0-0<br>1-3                   |                                 | 0-0<br>6-3                   |                                 | 0-0<br>F9                    | 4 0 0 0 1 0 3                   |   |                                 |                              |                                  |                              |                                  |                              |                                  |                                   |                                    |                                  |        |  |  |  |  |  |  |  |  |  |  |  |  |  |  |  |
| Willie Davis, L (1, 8)<br>OBP: 0.303, SLG: 0.376   | 0-0<br>1B<br>1B                                       |                                 | 0-0<br>F3                    |                                 | 0-0<br>F8                    |                                 | 0-0<br>1-3                   |                                 | 0-0<br>1B<br>2-H<br>1B       | 5 1 2 1 0 0 4                   |   |                                 |                              |                                  |                              |                                  |                              |                                  |                                   |                                    |                                  |        |  |  |  |  |  |  |  |  |  |  |  |  |  |  |  |
| Tommy Davis, R (1, 7)<br>OBP: 0.319, SLG: 0.393    | 0-0<br>1-2<br>1B                                      |                                 | 0-0<br>G5-3<br>2-3f          |                                 | 0-3<br>K                     |                                 | 0-3<br>K                     |                                 | 0-0<br>1B<br>1-3<br>1B       | 5 0 2 0 0 2 2                   |   |                                 |                              |                                  |                              |                                  |                              |                                  |                                   |                                    |                                  |        |  |  |  |  |  |  |  |  |  |  |  |  |  |  |  |
| Lou Johnson, R (1, 9)<br>OBP: 0.337, SLG: 0.466    | 0-0<br>F6   |                                 |                              | 0-0<br>5-3                      |                              | 0-0<br>F6                       |                              | 0-0<br>5-3<br>1B                | 0-0<br>1-2<br>1B             | 5 0 2 1 0 0 2                   |   |                                 |                              |                                  |                              |                                  |                              |                                  |                                   |                                    |                                  |        |  |  |  |  |  |  |  |  |  |  |  |  |  |  |  |
| Jim Lefebvre, S (1, 4)<br>OBP: 0.349, SLG: 0.500   |   | 0-0<br>G3                       |                              | 0-3<br>K                        |                              | 0-0<br>3-1                      |                              | 0-0<br>5-3<br>1-2               | 0-0<br>6-3                   | 5 0 0 0 0 1 3                   |   |                                 |                              |                                  |                              |                                  |                              |                                  |                                   |                                    |                                  |        |  |  |  |  |  |  |  |  |  |  |  |  |  |  |  |
| John Roseboro, L (1, 2)<br>OBP: 0.343, SLG: 0.425  |   | 0-0<br>F8                       |                              | 4-0<br>BB                       |                              |                                 | 4-0<br>1B<br>2B<br>BB        | 4-0<br>IBB                      |                              | 1 1 0 0 3 0 0                   |   |                                 |                              |                                  |                              |                                  |                              |                                  |                                   |                                    |                                  |        |  |  |  |  |  |  |  |  |  |  |  |  |  |  |  |
| John Kennedy, R (1, 5)<br>OBP: 0.234, SLG: 0.257   |   | 0-0<br>1B                       |                              | 0-0<br>F7                       |                              | 0-3<br>K                        | 0-0<br>K                     | 0-0<br>6-3                      |                              | 2 0 1 0 0 0 1                   |   |                                 |                              |                                  |                              |                                  |                              |                                  |                                   |                                    |                                  |        |  |  |  |  |  |  |  |  |  |  |  |  |  |  |  |
| Wes Covington, L (7, PH)<br>OBP: 0.105, SLG: 0.056 |   |                                 |                              |                                 |                              |                                 |                              |                                 |                              | 1 0 0 0 0 0 1                   |   |                                 |                              |                                  |                              |                                  |                              |                                  |                                   |                                    |                                  |        |  |  |  |  |  |  |  |  |  |  |  |  |  |  |  |
| Ron Perranoski (7, 1)<br>OBP: 0.332, SLG: 0.667    |   |                                 |                              |                                 |                              |                                 |                              |                                 |                              | 0 0 0 0 0 0 0                   |   |                                 |                              |                                  |                              |                                  |                              |                                  |                                   |                                    |                                  |        |  |  |  |  |  |  |  |  |  |  |  |  |  |  |  |
| Al Ferrara, R (8, PH)<br>OBP: 0.361, SLG: 0.523    |   |                                 |                              |                                 |                              |                                 |                              |                                 |                              | 1 0 0 0 0 0 2                   |   |                                 |                              |                                  |                              |                                  |                              |                                  |                                   |                                    |                                  |        |  |  |  |  |  |  |  |  |  |  |  |  |  |  |  |
| Phil Regan, R (8, 1)<br>OBP: 0.083, SLG: 0.083     |   |                                 |                              |                                 |                              |                                 |                              |                                 |                              | 0 0 0 0 0 0 0                   |   |                                 |                              |                                  |                              |                                  |                              |                                  |                                   |                                    |                                  |        |  |  |  |  |  |  |  |  |  |  |  |  |  |  |  |
| Jim Brewer, L (9, 1)                               |   |                                 |                              |                                 |                              |                                 |                              |                                 |                              | 0 0 0 0 0 0 0                   |   |                                 |                              |                                  |                              |                                  |                              |                                  |                                   |                                    |                                  |        |  |  |  |  |  |  |  |  |  |  |  |  |  |  |  |
| Claude Osteen, L (1, 1)<br>OBP: 0.229, SLG: 0.382  |   | 0-3<br>K                        |                              |                                 | 0-0<br>6-3                   |                                 |                              |                                 | 4-0<br>1B<br>SH3-4<br>BB     | 2 0 0 0 0 1 1                   |   |                                 |                              |                                  |                              |                                  |                              |                                  |                                   |                                    |                                  |        |  |  |  |  |  |  |  |  |  |  |  |  |  |  |  |
| Jim Gilliam, S (7, PH)<br>OBP: 0.245, SLG: 0.222   |   |                                 |                              |                                 |                              |                                 |                              |                                 |                              | 1 2 1 0 1 0 0                   |   |                                 |                              |                                  |                              |                                  |                              |                                  |                                   |                                    |                                  |        |  |  |  |  |  |  |  |  |  |  |  |  |  |  |  |
|  |   |                                 |                              |                                 |                              |                                 |                              |                                 |                              |                                 |   |                                 |                              |                                  |                              |                                  |                              |                                  |                                   |                                    |                                  |        |  |  |  |  |  |  |  |  |  |  |  |  |  |  |  |
| <b>Inning Stats</b>                                | R: 0<br>E: 0<br>K: 0<br>S: 5                          | H: 2<br>LOB: 2<br>BB: 0<br>P: 5 | R: 0<br>E: 0<br>K: 1<br>S: 6 | H: 1<br>LOB: 1<br>BB: 0<br>P: 6 | R: 0<br>E: 1<br>K: 0<br>S: 3 | H: 1<br>LOB: 1<br>BB: 1<br>P: 7 | R: 0<br>E: 0<br>K: 1<br>S: 5 | H: 0<br>LOB: 1<br>BB: 1<br>P: 9 | R: 0<br>E: 0<br>K: 1<br>S: 4 | H: 1<br>LOB: 1<br>BB: 0<br>P: 4 | R: 0<br>E: 0<br>K: 1<br>S: 5  | H: 0<br>LOB: 0<br>BB: 0<br>P: 5 | R: 2<br>E: 0<br>K: 1<br>S: 7 | H: 2<br>LOB: 1<br>BB: 1<br>P: 11 | R: 0<br>E: 0<br>K: 1<br>S: 6 | H: 1<br>LOB: 2<br>BB: 1<br>P: 10 | R: 2<br>E: 0<br>K: 0<br>S: 6 | H: 3<br>LOB: 2<br>BB: 1<br>P: 10 | 1B: 10<br>2B: 1<br>3B: 0<br>HR: 0 | SF: 0<br>SAC: 1<br>DP: 1<br>HBP: 0 | WP: 0<br>PB: 0<br>SB: 1<br>CS: 0 | PA: 42 |  |  |  |  |  |  |  |  |  |  |  |  |  |  |  |
| <b>PITCHER</b>                                     | IP WLS BF H R ER SO BB IBB HBP BLK WP HR S P ERA WHIP |                                 |                              |                                 |                              |                                 |                              |                                 |                              |                                 |   |                                 |                              |                                  |                              |                                  |                              |                                  |                                   |                                    |                                  |        |  |  |  |  |  |  |  |  |  |  |  |  |  |  |  |
| Bobby Bolin, R (1, 1)<br>ERA: 3.14                 | 6.1   |                                 | 27                           | 6                               | 2                            | 2                               | 4                            | 3                               | 0                            | 0                               | 0   | 0                               | 0                            | 32                               | 44                           | 2.84                             | 1.421                        |                                  |                                   |                                    |                                  |        |  |  |  |  |  |  |  |  |  |  |  |  |  |  |  |
| Bill Henry, L (7, 1)<br>ERA: 0.75                  | 0.2   |                                 | 3                            | 1                               | 0                            | 0                               | 0                            | 0                               | 0                            | 0                               | 0   | 0                               | 0                            | 3                                | 3                            | 0.00                             | 1.500                        |                                  |                                   |                                    |                                  |        |  |  |  |  |  |  |  |  |  |  |  |  |  |  |  |
| Frank Linzy, R (8, 1)<br>ERA: 3.09                 | 2.0   | L                               | 12                           | 4                               | 2                            | 2                               | 1                            | 1                               | 1                            | 0                               | 0   | 0                               | 0                            | 12                               | 20                           | 9.00                             | 2.500                        |                                  |                                   |                                    |                                  |        |  |  |  |  |  |  |  |  |  |  |  |  |  |  |  |

livebaseballscores.com

|     |    |
|-----|----|
| AB  | 36 |
| R   | 4  |
| H   | 11 |
| RBI | 4  |
| BB  | 5  |
| SO  | 5  |
| LOB | 19 |





| Batter   | 1          | 2          | 3                      | 4                  | 5                          | 6               | 7          | 8         | 9              | AB | R | H | RBI | BB | SO | LOB |
|--|------------|------------|------------------------|--------------------|----------------------------|-----------------|------------|-----------|----------------|----|---|---|-----|----|----|-----|
| Tito Fuentes, S<br>OBP: 0.303, SLG: 0.364 (1, 4)   | 0-0<br>6-3 |            | 0-0<br>1B<br>2-H<br>1B |                    | 0-0<br>6-3                 |                 | 0-0<br>F5  |           |                | 4  | 0 | 1 | 1   | 0  | 0  | 0   |
| Jim Davenport, R<br>OBP: 0.352, SLG: 0.412 (1, 6)  | 0-0<br>F7  |            | 0-0<br>1B              |                    | 0-0<br>BB<br>1B            |                 |            | 0-0<br>F4 |                | 4  | 0 | 2 | 0   | 0  | 0  | 0   |
| Hal Lanier, R<br>OBP: 0.236, SLG: 0.261 (9, 6)     |            |            | 0-0<br>1B              |                    |                            |                 |            |           |                | 0  | 0 | 0 | 0   | 0  | 0  | 0   |
| Willie Mays, R<br>OBP: 0.347, SLG: 0.531 (1, 8)    | 0-0<br>F6  |            | 0-3<br>K               |                    | 4-0<br>BB<br>G5-4-3<br>1-2 |                 |            | 0-0<br>F7 |                | 3  | 0 | 0 | 0   | 1  | 1  | 2   |
| Jim Ray Hart, R<br>OBP: 0.382, SLG: 0.563 (1, 5)   |            | 0-0<br>HR  | 0-3<br>K               |                    | 0-0<br>G5-4-3<br>1-2f      |                 |            | 0-0<br>F5 |                | 4  | 1 | 1 | 1   | 0  | 1  | 4   |
| Cap Peterson, R<br>OBP: 0.306, SLG: 0.277 (1, 7)   |            | 0-0<br>6-3 |                        | 0-0<br>SH1-4<br>1B |                            | 0-0<br>5-3      |            |           | 0-0<br>E<br>1B | 3  | 0 | 1 | 0   | 0  | 0  | 0   |
| Don Landrum, L<br>OBP: 0.236, SLG: 0.197 (7, 7)    |            |            |                        |                    |                            |                 |            |           |                | 1  | 0 | 1 | 0   | 0  | 0  | 0   |
| Willie McCovey, L<br>OBP: 0.357, SLG: 0.524 (1, 3) |            | 0-0<br>5-3 |                        | 0-0<br>SH1-4<br>1B |                            | 4-0<br>BB<br>CS |            |           | 0-0<br>E8      | 3  | 0 | 1 | 0   | 1  | 0  | 1   |
| Ollie Brown, R<br>OBP: 0.280, SLG: 0.255 (1, 9)    |            | 0-0<br>F4  |                        | 0-0<br>SH1-4       |                            | 0-0<br>F3       |            |           | 0-0<br>F8      | 3  | 0 | 0 | 0   | 0  | 0  | 3   |
| Bob Barton, R<br>OBP: 0.217, SLG: 0.200 (1, 2)     |            |            | 0-0<br>SH3-4<br>1B     |                    | 4-0<br>IBB<br>G4-6-3       |                 | 0-0<br>6-3 |           | 0-0<br>F8      | 3  | 1 | 1 | 0   | 1  | 0  | 2   |
| Bobby Bolin, R<br>OBP: 0.200, SLG: 0.154 (1, 1)    |            |            | 0-0<br>SH3-4           |                    | 0-0<br>G4-6-3              |                 | 0-0<br>F9  |           | 0-3<br>K       | 1  | 0 | 0 | 0   | 0  | 0  | 3   |
| Bill Henry, L (7, 1)                               |            |            |                        |                    |                            |                 |            |           |                | 0  | 0 | 0 | 0   | 0  | 0  | 0   |
| Jesus Alou, R (7, PH)                              |            |            |                        |                    |                            |                 |            |           |                | 1  | 0 | 0 | 0   | 0  | 0  | 0   |
| Frank Linzy, R (8, 1)                              |            |            |                        |                    |                            |                 |            |           |                | 0  | 0 | 0 | 0   | 0  | 0  | 0   |
| Ozzie Virgil, R (9, PH)                            |            |            |                        |                    |                            |                 |            |           |                | 1  | 0 | 0 | 0   | 0  | 1  | 2   |

| Inning Stats | R: 0 | H: 0 | E: 0 | K: 0 | S: 3 | R: 1 | H: 1 | E: 0 | K: 0 | S: 4 | R: 1 | H: 3 | E: 0 | K: 2 | S: 10 | R: 0 | H: 2 | E: 0 | K: 0 | S: 4 | R: 0 | H: 1 | E: 0 | K: 0 | S: 3 | R: 0 | H: 0 | E: 0 | K: 0 | S: 2 | R: 0 | H: 0 | E: 0 | K: 0 | S: 3 | R: 0 | H: 0 | E: 0 | K: 0 | S: 3 | R: 0 | H: 1 | E: 1 | K: 1 | S: 7 | 1B: 7 | 2B: 0 | 3B: 0 | HR: 1 | SF: 0 | SAC: 2 | DP: 2 | HBP: 0 | WP: 0 | PB: 0 | SB: 0 | CS: 1 | PA: 36 |
|--------------|------|------|------|------|------|------|------|------|------|------|------|------|------|------|-------|------|------|------|------|------|------|------|------|------|------|------|------|------|------|------|------|------|------|------|------|------|------|------|------|------|------|------|------|------|------|-------|-------|-------|-------|-------|--------|-------|--------|-------|-------|-------|-------|--------|
|--------------|------|------|------|------|------|------|------|------|------|------|------|------|------|------|-------|------|------|------|------|------|------|------|------|------|------|------|------|------|------|------|------|------|------|------|------|------|------|------|------|------|------|------|------|------|------|-------|-------|-------|-------|-------|--------|-------|--------|-------|-------|-------|-------|--------|

| PITCHER                               | IP  | WLS | BF | H | R | ER | SO | BB | IBB | HBP | BLK | WP | HR | S  | P  | ERA  | WHIP  |
|---------------------------------------|-----|-----|----|---|---|----|----|----|-----|-----|-----|----|----|----|----|------|-------|
| Claude Osteen, L (1, 1)<br>ERA: 2.36  | 6.0 |     | 25 | 7 | 2 | 2  | 2  | 2  | 2   | 1   | 0   | 0  | 1  | 26 | 38 | 3.00 | 1.500 |
| Ron Perranoski, L (7, 1)<br>ERA: 2.08 | 1.0 |     | 3  | 0 | 0 | 0  | 0  | 0  | 0   | 0   | 0   | 0  | 0  | 3  | 3  | 0.00 | 0.000 |
| Phil Regan, R (8, 1)<br>ERA: 1.43     | 1.0 | W   | 4  | 1 | 0 | 0  | 0  | 0  | 0   | 0   | 0   | 0  | 0  | 4  | 4  | 0.00 | 1.000 |
| Jim Brewer, L (9, 1)<br>ERA:          | 1.0 | S   | 4  | 0 | 0 | 0  | 1  | 0  | 0   | 0   | 0   | 0  | 0  | 6  | 6  | 0.00 | 0.000 |

**BOTTOM**

**Los Angeles Dodgers @ San Francisco Giants**  
**Candlestick Park, San Francisco, CA**  
 Sat Jun 11 1966, 6:33 AM EDT  
 Att. 41,280 - Unknown

livebaseballscorecards.com

|            |           |
|------------|-----------|
| <b>AB</b>  | <b>31</b> |
| <b>R</b>   | <b>2</b>  |
| <b>H</b>   | <b>8</b>  |
| <b>RBI</b> | <b>2</b>  |
| <b>BB</b>  | <b>3</b>  |
| <b>SO</b>  | <b>3</b>  |
| <b>LOB</b> | <b>17</b> |



| Batter   | 1  | 2                               | 3                            | 4                                | 5                            | 6                               | 7                            | 8                               | 9                            | AB R H RBI BB SO LOB            | TOP   |                                 |                              |                                 |                              |                                 |                                  |                                    |                                  |        |
|--|--|---------------------------------|------------------------------|----------------------------------|------------------------------|---------------------------------|------------------------------|---------------------------------|------------------------------|---------------------------------|---|---------------------------------|------------------------------|---------------------------------|------------------------------|---------------------------------|----------------------------------|------------------------------------|----------------------------------|--------|
| Maury Wills, S (1, 6)<br>OBP: 0.336, SLG: 0.349        | 0-0<br>F6  |                                 | 0-0<br>6-3                   |                                  | 0-0<br>F8                    |                                 |                              | 0-0<br>1B                       |                              | 4 0 1 0 0 0 1                   | <p>Los Angeles Dodgers @ San Francisco Giants<br/>Candlestick Park, San Francisco, CA</p> <p>Sun Jun 12 1966, 6:33 AM EDT<br/>Att. 42,402 - Unknown</p> |                                 |                              |                                 |                              |                                 |                                  |                                    |                                  |        |
| Jim Gilliam, S (1, 5)<br>OBP: 0.235, SLG: 0.213        | 0-0<br>3-1   |                                 | 0-0<br>F8                    |                                  | 0-3<br>K                     |                                 |                              | 0-0<br>F9                       |                              | 4 0 0 0 0 1 1                   |   |                                 |                              |                                 |                              |                                 |                                  |                                    |                                  |        |
| Willie Davis, L (1, 8)<br>OBP: 0.297, SLG: 0.368       | 0-0<br>G3  |                                 | 0-0<br>1-3                   |                                  | 0-0<br>3-1                   |                                 |                              | 0-0<br>F6                       |                              | 4 0 0 0 0 0 1                   |   |                                 |                              |                                 |                              |                                 |                                  |                                    |                                  |        |
| Tommy Davis, R (1, 7)<br>OBP: 0.305, SLG: 0.376        |  | 0-3<br>K                        |                              | 0-0<br>6-3                       |                              | 0-0<br>F4                       |                              | 0-0<br>6-3                      |                              | 4 0 0 0 0 1 0                   |   |                                 |                              |                                 |                              |                                 |                                  |                                    |                                  |        |
| Lou Johnson, R (1, 9)<br>OBP: 0.341, SLG: 0.482        |  | 1-0<br>1B<br>HBP                |                              | 0-0<br>F8                        |                              |                                 | 0-0<br>F7                    | 0-0<br>HR                       |                              | 3 1 1 1 0 0 0                   |   |                                 |                              |                                 |                              |                                 |                                  |                                    |                                  |        |
| Jim Lefebvre, S (1, 4)<br>OBP: 0.352, SLG: 0.516       |  | 0-0<br>BB<br>1-3<br>1B          |                              | 0-0<br>F6                        |                              |                                 | 0-0<br>HR                    | 0-3<br>K                        |                              | 4 1 2 1 0 1 0                   |   |                                 |                              |                                 |                              |                                 |                                  |                                    |                                  |        |
| John Roseboro, L (1, 2)<br>OBP: 0.333, SLG: 0.412      |  | 0-3<br>K                        |                              |                                  | 0-0<br>L1                    |                                 | 0-0<br>G3                    | 0-3<br>K                        |                              | 4 0 0 0 0 2 2                   |   |                                 |                              |                                 |                              |                                 |                                  |                                    |                                  |        |
| Wes Parker, S (1, 3)<br>OBP: 0.343, SLG: 0.431         |  | 4-0<br>FC6-4<br>1-2<br>BB       |                              |                                  | 0-0<br>F2                    |                                 | 0-0<br>F5                    |                                 |                              | 2 0 0 0 1 0 0                   |   |                                 |                              |                                 |                              |                                 |                                  |                                    |                                  |        |
| Don Drysdale, R (1, 1)<br>OBP: 0.243, SLG: 0.343       |  | 0-0<br>FC6-4                    |                              |                                  | 4-0<br>BB                    |                                 |                              | 0-3<br>K                        |                              | 1 0 0 0 1 0 3                   |   |                                 |                              |                                 |                              |                                 |                                  |                                    |                                  |        |
| Nick Willhite, L (6, 1)                                |  |                                 |                              |                                  |                              |                                 |                              |                                 |                              | 0 0 0 0 0 0 0                   |   |                                 |                              |                                 |                              |                                 |                                  |                                    |                                  |        |
| Bob Miller, R (6, 1)                                   |  |                                 |                              |                                  |                              |                                 |                              |                                 |                              | 0 0 0 0 0 0 0                   |   |                                 |                              |                                 |                              |                                 |                                  |                                    |                                  |        |
| Wes Covington, L (8, PH)<br>OBP: 0.100, SLG: 0.053     |  |                                 |                              |                                  |                              |                                 |                              |                                 |                              | 1 0 0 0 0 1 0                   |   |                                 |                              |                                 |                              |                                 |                                  |                                    |                                  |        |
| Ron Perranoski, L (8, 1)<br>OBP: 0.333, SLG: 0.667     |  |                                 |                              |                                  |                              |                                 |                              |                                 |                              | 0 0 0 0 0 0 0                   |   |                                 |                              |                                 |                              |                                 |                                  |                                    |                                  |        |
| <b>Inning Stats</b>                                    | R: 0<br>E: 0<br>K: 0<br>S: 3   | H: 0<br>LOB: 0<br>BB: 0<br>P: 3 | R: 0<br>E: 0<br>K: 2<br>S: 8 | H: 1<br>LOB: 3<br>BB: 1<br>P: 13 | R: 0<br>E: 0<br>K: 0<br>S: 3 | H: 0<br>LOB: 0<br>BB: 0<br>P: 3 | R: 0<br>E: 0<br>K: 0<br>S: 3 | H: 0<br>LOB: 1<br>BB: 1<br>P: 7 | R: 0<br>E: 0<br>K: 1<br>S: 5 | H: 0<br>LOB: 0<br>BB: 0<br>P: 5 | R: 1<br>E: 0<br>K: 0<br>S: 4  | H: 1<br>LOB: 0<br>BB: 0<br>P: 4 | R: 0<br>E: 0<br>K: 1<br>S: 6 | H: 1<br>LOB: 1<br>BB: 0<br>P: 6 | R: 1<br>E: 0<br>K: 2<br>S: 8 | H: 1<br>LOB: 0<br>BB: 0<br>P: 8 | 1B: 2<br>2B: 0<br>3B: 0<br>HR: 2 | SF: 0<br>SAC: 0<br>DP: 0<br>HBP: 1 | WP: 0<br>PB: 0<br>SB: 0<br>CS: 0 | PA: 34 |
| <b>PITCHER</b><br>Juan Marichal, R (1, 1)<br>ERA: 1.73 | IP: 9.0<br>WLS: W<br>BF: 34<br>H: 4<br>R: 2<br>ER: 2<br>SO: 6<br>BB: 2<br>IBB: 0<br>HBP: 1<br>BLK: 0<br>WP: 0<br>HR: 2<br>S: 43<br>P: 52<br>ERA: 2.00<br>WHIP: 0.667 |                                 |                              |                                  |                              |                                 |                              |                                 |                              |                                 |   |                                 |                              |                                 |                              |                                 |                                  |                                    |                                  |        |

livebaseballscorecards.com

|     |    |
|-----|----|
| AB  | 31 |
| R   | 2  |
| H   | 4  |
| RBI | 2  |
| BB  | 2  |
| SO  | 6  |
| LOB | 8  |



| Batter   | 1          | 2          | 3         | 4           | 5                 | 6                   | 7          | 8                  | 9 |
|--|------------|------------|-----------|-------------|-------------------|---------------------|------------|--------------------|---|
| Tito Fuentes, S<br>OBP: 0.308, SLG: 0.367 (1, 4)   | 0-0<br>6-3 |            | 0-3<br>K  |             |                   | 0-0<br>1B WP        |            | 0-0<br>E           |   |
| Len Gabrielson, L<br>OBP: 0.278, SLG: 0.316 (1, 7)<br>Cap Peterson, R<br>OBP: 0.301, SLG: 0.273 (8, PH)<br>Don Landrum, L<br>OBP: 0.236, SLG: 0.197 (9, 7) | 0-0<br>E4  |            |           | 0-0<br>1B   |                   | 0-0<br>1B WP        |            | 0-0<br>E1<br>FC5-2 |   |
| Willie Mays, R<br>OBP: 0.341, SLG: 0.520 (1, 8)  | 0-0<br>F4  |            | 0-3<br>K  |             |                   | 0-0<br>P3           |            | 0-0<br>FC5-2       |   |
| Willie McCovey, L<br>OBP: 0.354, SLG: 0.515 (1, 3)   | 0-0<br>F8  |            | 0-0<br>F8 |             |                   | 4-0<br>G5-4-3<br>BB |            | 0-3<br>K           |   |
| Jim Ray Hart, R<br>OBP: 0.378, SLG: 0.556 (1, 5)   |            | 0-0<br>F8  |           | 0-3<br>K2-3 |                   | 0-0<br>G5-4-3       |            |                    |   |
| Tom Haller, L<br>OBP: 0.301, SLG: 0.424 (1, 2)   |            | 0-3<br>K   |           |             | 0-0<br>HR         |                     | 0-0<br>F5  |                    |   |
| Ollie Brown, R<br>OBP: 0.275, SLG: 0.250 (1, 9)  |            | 0-0<br>4-3 |           |             | 0-0<br>4-3        |                     | 0-0<br>6-3 |                    |   |
| Hal Lanier, R<br>OBP: 0.238, SLG: 0.263 (1, 6)   |            |            | 0-0<br>F2 |             | 0-0<br>G6-3<br>1B |                     | 0-0<br>6-3 |                    |   |
| Juan Marichal, R<br>OBP: 0.277, SLG: 0.340 (1, 1)  |            |            | 0-0<br>F8 |             | 0-0<br>G6-3       |                     |            | 0-0<br>4-3         |   |

| Inning Stats                     | R: 0<br>E: 1<br>K: 0<br>S: 4       | H: 0<br>LOB: 1<br>BB: 0<br>P: 4  | R: 0<br>E: 0<br>K: 1<br>S: 5 | H: 0<br>LOB: 0<br>BB: 0<br>P: 5 | R: 0<br>E: 0<br>K: 1<br>S: 5 | H: 0<br>LOB: 0<br>BB: 0<br>P: 5 | R: 0<br>E: 0<br>K: 2<br>S: 8 | H: 1<br>LOB: 1<br>BB: 0<br>P: 8 | R: 1<br>E: 0<br>K: 0<br>S: 4 | H: 2<br>LOB: 0<br>BB: 0<br>P: 4 | R: 0<br>E: 0<br>K: 0<br>S: 3 | H: 0<br>LOB: 0<br>BB: 0<br>P: 3 | R: 1<br>E: 1<br>K: 1<br>S: 7 | H: 1<br>LOB: 1<br>BB: 0<br>P: 7 |
|----------------------------------|------------------------------------|----------------------------------|------------------------------|---------------------------------|------------------------------|---------------------------------|------------------------------|---------------------------------|------------------------------|---------------------------------|------------------------------|---------------------------------|------------------------------|---------------------------------|
| 1B: 5<br>2B: 0<br>3B: 0<br>HR: 1 | SF: 0<br>SAC: 0<br>DP: 2<br>HBP: 0 | WP: 1<br>PB: 0<br>SB: 0<br>CS: 0 | PA: 31                       |                                 |                              |                                 |                              |                                 |                              |                                 |                              |                                 |                              |                                 |

| PITCHER                              | IP  | WLS | BF | H | R | ER | SO | BB | IBB | HBP | BLK | WP | HR | S  | P  | ERA  | WHIP  |
|--------------------------------------|-----|-----|----|---|---|----|----|----|-----|-----|-----|----|----|----|----|------|-------|
| Don Drysdale, R<br>ERA: 4.36 (1, 1)  | 5.1 | L   | 21 | 5 | 2 | 2  | 4  | 0  | 0   | 0   | 0   | 0  | 1  | 29 | 29 | 3.38 | 0.938 |
| Nick Willhite, L<br>ERA: 2.08 (6, 1) | 0.0 |     | 1  | 0 | 0 | 0  | 0  | 1  | 0   | 0   | 0   | 1  | 0  | 4  | 4  | ∞    | ∞     |
| Bob Miller, R<br>ERA: 2.89 (6, 1)    | 1.2 |     | 4  | 0 | 0 | 0  | 0  | 0  | 0   | 0   | 0   | 0  | 0  | 4  | 4  | 0.00 | 0.000 |
| Ron Perranoski, L<br>ERA: 2.0 (8, 1) | 1.0 |     | 5  | 1 | 1 | 0  | 1  | 0  | 0   | 0   | 0   | 0  | 0  | 7  | 7  | 0.00 | 1.000 |

**BOTTOM**

Los Angeles Dodgers @ San Francisco Giants  
Candlestick Park, San Francisco, CA

Sun Jun 12 1966, 6:33 AM EDT  
Att. 42,402 - Unknown

| AB | R | H | RBI | BB | SO | LOB |
|----|---|---|-----|----|----|-----|
| 4  | 2 | 2 | 0   | 0  | 1  | 0   |
| 3  | 0 | 2 | 0   | 0  | 0  | 0   |
| 1  | 0 | 0 | 0   | 0  | 0  | 0   |
| 0  | 0 | 0 | 0   | 0  | 0  | 0   |
| 4  | 0 | 0 | 0   | 0  | 1  | 5   |
| 3  | 0 | 0 | 0   | 1  | 1  | 3   |
| 3  | 0 | 0 | 0   | 0  | 1  | 3   |
| 3  | 1 | 1 | 1   | 0  | 1  | 0   |
| 3  | 0 | 0 | 0   | 0  | 0  | 0   |
| 3  | 0 | 1 | 0   | 0  | 0  | 0   |
| 3  | 0 | 0 | 0   | 0  | 0  | 1   |

| AB  | 30 |
|-----|----|
| R   | 3  |
| H   | 6  |
| RBI | 1  |
| BB  | 1  |
| SO  | 5  |
| LOB | 12 |



livebaseballscorecards.com

| Batter  | 1   | 2                               | 3                            | 4                               | 5                            | 6                               | 7                            | 8                               | 9                            | AB R H RBI BB SO LOB   | TOP                          |                                 |                              |                                 |                              |                                 |                              |                                 |                                  |                                    |                                  |        |
|---|---|---------------------------------|------------------------------|---------------------------------|------------------------------|---------------------------------|------------------------------|---------------------------------|------------------------------|--|------------------------------|---------------------------------|------------------------------|---------------------------------|------------------------------|---------------------------------|------------------------------|---------------------------------|----------------------------------|------------------------------------|----------------------------------|--------|
| Glenn Beckert, R (1, 4)<br>OBP: 0.295, SLG: 0.321   | 0-0<br>G3   |                                 | 0-0<br>L3                    |                                 |                              | 0-0<br>5-3                      |                              | 0-0<br>F7                       |                              | 4 0 0 0 0 0 2  |                              |                                 |                              |                                 |                              |                                 |                              |                                 |                                  |                                    |                                  |        |
| George Altman, L (1, 7)<br>OBP: 0.256, SLG: 0.397   | 0-3<br>K  |                                 |                              | 0-3<br>K                        |                              | 0-0<br>G3                       |                              |                                 | 0-0<br>4-3                   | 4 0 0 0 0 2 0  |                              |                                 |                              |                                 |                              |                                 |                              |                                 |                                  |                                    |                                  |        |
| Billy Williams, L (1, 9)<br>OBP: 0.290, SLG: 0.335  | 0-0<br>F8   |                                 |                              | 0-0<br>F4                       |                              |                                 | 0-0<br>F6                    |                                 | 0-0<br>1B                    | 4 0 1 0 0 0 0  |                              |                                 |                              |                                 |                              |                                 |                              |                                 |                                  |                                    |                                  |        |
| Ron Santo, R (1, 5)<br>OBP: 0.403, SLG: 0.543   |   | 0-0<br>4-3                      |                              | 0-3<br>K                        |                              |                                 | 0-0<br>1B                    |                                 | 0-0<br>F9                    | 4 0 1 0 0 1 1  |                              |                                 |                              |                                 |                              |                                 |                              |                                 |                                  |                                    |                                  |        |
| 14 Ernie Banks, R (1, 3)<br>OBP: 0.266, SLG: 0.346  |   | 4-0<br>G4-6-3<br>BB             |                              |                                 | 0-0<br>1B                    |                                 | 0-0<br>F7                    |                                 | 0-0<br>F9                    | 3 0 1 0 1 0 2  |                              |                                 |                              |                                 |                              |                                 |                              |                                 |                                  |                                    |                                  |        |
| Byron Browne, R (1, 8)<br>OBP: 0.302, SLG: 0.457  |   | 0-0<br>G4-6-3<br>1-2f           |                              |                                 | 0-0<br>F7                    |                                 | 0-3<br>K                     |                                 |                              | 3 0 0 0 0 1 3  |                              |                                 |                              |                                 |                              |                                 |                              |                                 |                                  |                                    |                                  |        |
| Randy Hundley, R (1, 2)<br>OBP: 0.287, SLG: 0.399   |   |                                 | 0-0<br>5-3                   |                                 | 0-0<br>F4                    |                                 |                              | 0-0<br>4-3<br>1-3<br>1B         |                              | 3 0 1 0 0 0 1  |                              |                                 |                              |                                 |                              |                                 |                              |                                 |                                  |                                    |                                  |        |
| Don Kessinger, S (1, 6)<br>OBP: 0.256, SLG: 0.258   |   |                                 | 0-0<br>4-3                   |                                 | 0-0<br>F7                    |                                 |                              | 0-0<br>1-3<br>1-2               |                              | 3 0 0 0 0 0 2  |                              |                                 |                              |                                 |                              |                                 |                              |                                 |                                  |                                    |                                  |        |
| Ernie Broglio, R (1, 1)<br>OBP: 0.450, SLG: 0.444<br>Fergie Jenkins, R (3, 1)<br>OBP: 0.389, SLG: 0.529<br>Lee Thomas, L (6, PH)<br>OBP: 0.293, SLG: 0.342<br>Bill Connors, R (6, 1)<br>Marty Keough, L (8, PH)<br>OBP: 0.156, SLG: 0.095<br>Billy Hoft, L (8, 1)<br>OBP: 0.500, SLG: 0.500 |   |                                 | 0-0<br>1B                    |                                 | 0-0<br>F6                    |                                 |                              | 0-0<br>4-3<br>2-3               |                              | 1 0 1 0 0 0 0<br>0 0 0 0 0 0 0<br>1 0 0 0 0 0 0<br>0 0 0 0 0 0 0<br>1 0 0 0 0 0 1<br>0 0 0 0 0 0 0 |                              |                                 |                              |                                 |                              |                                 |                              |                                 |                                  |                                    |                                  |        |
| <b>Inning Stats</b>   | R: 0<br>E: 0<br>K: 1<br>S: 5                          | H: 0<br>LOB: 0<br>BB: 0<br>P: 5 | R: 0<br>E: 0<br>K: 0<br>S: 2 | H: 0<br>LOB: 0<br>BB: 1<br>P: 6 | R: 0<br>E: 0<br>K: 0<br>S: 4 | H: 1<br>LOB: 1<br>BB: 0<br>P: 4 | R: 0<br>E: 0<br>K: 2<br>S: 7 | H: 0<br>LOB: 0<br>BB: 0<br>P: 7 | R: 0<br>E: 0<br>K: 0<br>S: 4 | H: 1<br>LOB: 1<br>BB: 0<br>P: 4  | R: 0<br>E: 0<br>K: 0<br>S: 3 | H: 0<br>LOB: 0<br>BB: 0<br>P: 3 | R: 0<br>E: 0<br>K: 1<br>S: 6 | H: 1<br>LOB: 1<br>BB: 0<br>P: 6 | R: 0<br>E: 0<br>K: 0<br>S: 4 | H: 1<br>LOB: 1<br>BB: 0<br>P: 4 | R: 0<br>E: 0<br>K: 0<br>S: 4 | H: 1<br>LOB: 1<br>BB: 0<br>P: 4 | 1B: 5<br>2B: 0<br>3B: 0<br>HR: 0 | SF: 0<br>SAC: 0<br>DP: 1<br>HBP: 0 | WP: 0<br>PB: 0<br>SB: 0<br>CS: 0 | PA: 32 |
| <b>PITCHER</b>  | IP WLS BF H R ER SO BB IBB HBP BLK WP HR S P ERA WHIP |                                 |                              |                                 |                              |                                 |                              |                                 |                              |  |                              |                                 |                              |                                 |                              |                                 |                              |                                 |                                  |                                    |                                  |        |
| Gaylord Perry, R (1, 1)<br>ERA: 2.83  | 7.0 W 24 3 0 0 4 1 0 0 0 0 0 0 31 35 0.00 0.571       |                                 |                              |                                 |                              |                                 |                              |                                 |                              |  |                              |                                 |                              |                                 |                              |                                 |                              |                                 |                                  |                                    |                                  |        |
| Lindy McDaniel, R (8, 1)<br>ERA: 3.83   | 2.0 S 8 2 0 0 0 0 0 0 0 0 0 0 8 8 0.00 1.000          |                                 |                              |                                 |                              |                                 |                              |                                 |                              |  |                              |                                 |                              |                                 |                              |                                 |                              |                                 |                                  |                                    |                                  |        |

Chicago Cubs @ San Francisco Giants  
Candlestick Park, San Francisco, CA  
Mon Jun 13 1966, 6:33 AM EDT  
Att. 7,103 - Unknown

livebaseballscorecards.com

|     |    |
|-----|----|
| AB  | 31 |
| R   | 0  |
| H   | 5  |
| RBI | 0  |
| BB  | 1  |
| SO  | 4  |
| LOB | 12 |



| Batter   | 1      | 2      | 3                           | 4       | 5            | 6                | 7       | 8             | 9 |
|--|--------|--------|-----------------------------|---------|--------------|------------------|---------|---------------|---|
| Tito Fuentes, S (1, 4)<br>OBP: 0.299, SLG: 0.357   | 0-0 F2 |        | 0-3 K                       | 0-3 K   |              | 0-0 6-3          |         | 0-3 K         |   |
| Len Gabrielson, L (1, 7)<br>OBP: 0.283, SLG: 0.320   | 0-3 K  |        | 0-0 1B<br>1-2 1B            | 0-0 6-3 |              | 0-0 BB<br>2-3 1B |         | 0-0 1-3       |   |
| Willie Mays, R (1, 8)<br>OBP: 0.345, SLG: 0.527<br>Don Landrum, L (6, 8)<br>OBP: 0.247, SLG: 0.197     | 0-0 F6 |        | 0-0 1B<br>1-3 2-H           |         | 0-0 E<br>2B  | 4-0 BB<br>1-2    |         |               |   |
| Willie McCovey, L (1, 3)<br>OBP: 0.358, SLG: 0.529   |        | 0-0 HR | 4-0 1B<br>2B IBB            |         | 0-3 K        | 0-0 4-3          |         |               |   |
| Jim Ray Hart, R (1, 5)<br>OBP: 0.376, SLG: 0.550<br>Lindy McDaniel, R (8, 1)<br>OBP: 0.143, SLG: 0.143 |        | 0-3 K  | 0-0 BB<br>1-3 2-H<br>2B 1B  |         | 0-0 E5<br>G3 |                  | 0-0 6-3 |               |   |
| Tom Haller, L (1, 2)<br>OBP: 0.300, SLG: 0.417   |        | 0-0 F8 | 4-0 BB<br>1-2 2B BB         |         | 0-0 G3       |                  | 0-3 K   |               |   |
| Ollie Brown, R (1, 9)<br>OBP: 0.275, SLG: 0.256  |        | 0-0 F8 | 0-0 BB<br>1-H 2-H<br>2B 3-H |         | 0-0 6-3      |                  | 0-0 1-3 |               |   |
| Hal Lanier, R (1, 6)<br>OBP: 0.244, SLG: 0.275   |        |        | 0-0 4-3                     | 0-0 1B  |              | 0-0 4-3          |         | 0-0 F8<br>2B  |   |
| Gaylord Perry, R (1, 1)<br>OBP: 0.273, SLG: 0.318<br>Jim Davenport, R (8, 5)<br>OBP: 0.349, SLG: 0.409 |        |        | 0-0 1B<br>1B                | 0-3 K   |              | 0-0 1B<br>2B     |         | 0-0 F8<br>2-3 |   |

| Inning Stats | R: 0<br>E: 0<br>K: 1<br>S: 5 | H: 0<br>LOB: 0<br>BB: 0<br>P: 5 | R: 1<br>E: 0<br>K: 1<br>S: 6 | H: 1<br>LOB: 0<br>BB: 0<br>P: 6 | R: 6<br>E: 0<br>K: 1<br>S: 9 | H: 5<br>LOB: 1<br>BB: 2<br>P: 17 | R: 0<br>E: 0<br>K: 2<br>S: 8 | H: 1<br>LOB: 1<br>BB: 0<br>P: 8 | R: 1<br>E: 1<br>K: 1<br>S: 7 | H: 1<br>LOB: 1<br>BB: 0<br>P: 7 | R: 0<br>E: 0<br>K: 1<br>S: 5 | H: 2<br>LOB: 3<br>BB: 1<br>P: 9 | R: 0<br>E: 0<br>K: 1<br>S: 5 | H: 0<br>LOB: 0<br>BB: 0<br>P: 5 | R: 0<br>E: 0<br>K: 1<br>S: 6 | H: 1<br>LOB: 1<br>BB: 0<br>P: 6 |
|--------------|------------------------------|---------------------------------|------------------------------|---------------------------------|------------------------------|----------------------------------|------------------------------|---------------------------------|------------------------------|---------------------------------|------------------------------|---------------------------------|------------------------------|---------------------------------|------------------------------|---------------------------------|
|--------------|------------------------------|---------------------------------|------------------------------|---------------------------------|------------------------------|----------------------------------|------------------------------|---------------------------------|------------------------------|---------------------------------|------------------------------|---------------------------------|------------------------------|---------------------------------|------------------------------|---------------------------------|

| PITCHER                               | IP  | WLS | BF | H | R | ER | SO | BB | IBB | HBP | BLK | WP | HR | S  | P  | ERA   | WHIP  |
|---------------------------------------|-----|-----|----|---|---|----|----|----|-----|-----|-----|----|----|----|----|-------|-------|
| Ernie Broglio, R (1, 1)<br>ERA: 5.77  | 2.2 | L   | 14 | 5 | 6 | 6  | 3  | 0  | 1   | 0   | 0   | 0  | 1  | 19 | 23 | 20.25 | 1.875 |
| Fergie Jenkins, R (3, 1)<br>ERA: 3.75 | 2.1 |     | 11 | 3 | 2 | 1  | 3  | 1  | 0   | 0   | 0   | 0  | 0  | 16 | 20 | 3.86  | 1.714 |
| Bill Connors, R (6, 1)<br>ERA: 7.31   | 2.0 |     | 9  | 2 | 0 | 0  | 1  | 1  | 0   | 0   | 0   | 0  | 0  | 10 | 14 | 0.00  | 1.500 |
| Billy Hoef, L (8, 1)<br>ERA: 3.1      | 1.0 |     | 4  | 1 | 0 | 0  | 1  | 0  | 0   | 0   | 0   | 0  | 0  | 6  | 6  | 0.00  | 1.000 |

AB R H RBI BB SO LOB

|   |   |   |   |   |   |   |
|---|---|---|---|---|---|---|
| 5 | 0 | 0 | 0 | 0 | 3 | 4 |
| 5 | 1 | 2 | 0 | 0 | 1 | 2 |
| 3 | 2 | 2 | 1 | 0 | 0 | 0 |
| 0 | 0 | 0 | 0 | 1 | 0 | 0 |
| 3 | 2 | 1 | 1 | 1 | 1 | 4 |
| 4 | 1 | 1 | 2 | 0 | 1 | 0 |
| 0 | 0 | 0 | 0 | 0 | 0 | 0 |
| 3 | 1 | 0 | 0 | 1 | 1 | 1 |
| 4 | 0 | 1 | 3 | 0 | 0 | 1 |
| 4 | 0 | 2 | 0 | 0 | 0 | 0 |
| 3 | 1 | 2 | 0 | 0 | 1 | 1 |
| 1 | 0 | 0 | 0 | 0 | 0 | 1 |

|     |    |
|-----|----|
| AB  | 35 |
| R   | 8  |
| H   | 11 |
| RBI | 7  |
| BB  | 3  |
| SO  | 8  |
| LOB | 14 |



|       |        |       |        |
|-------|--------|-------|--------|
| 1B: 6 | SF: 0  | WP: 0 | PA: 38 |
| 2B: 4 | SAC: 0 | PB: 0 |        |
| 3B: 0 | DP: 0  | SB: 0 |        |
| HR: 1 | HBP: 0 | CS: 0 |        |

Chicago Cubs @ San Francisco Giants  
Candlestick Park, San Francisco, CA  
Mon Jun 13 1966, 6:33 AM EDT  
Att. 7,103 - Unknown

livebaseballscorecards.com

| Batter   | 1                            | 2                               | 3                            | 4                               | 5                            | 6                               | 7                            | 8                               | 9                            | AB R H RBI BB SO LOB   | TOP                           |                                  |                              |                                 |                              |                                 |                              |                                 |                                  |                                    |                                  |        |  |  |  |  |  |
|--|------------------------------|---------------------------------|------------------------------|---------------------------------|------------------------------|---------------------------------|------------------------------|---------------------------------|------------------------------|--|-------------------------------|----------------------------------|------------------------------|---------------------------------|------------------------------|---------------------------------|------------------------------|---------------------------------|----------------------------------|------------------------------------|----------------------------------|--------|--|--|--|--|--|
| Glenn Beckert, R<br>OBP: 0.297, SLG: 0.323<br>(1, 4)   | 0-0<br>1-3                   |                                 | 0-0<br>1B                    |                                 | 0-0<br>F3                    | 0-0<br>1B                       |                              | 0-0<br>6-3                      |                              | 5 0 2 2 0 0 1  |                               |                                  |                              |                                 |                              |                                 |                              |                                 |                                  |                                    |                                  |        |  |  |  |  |  |
| Lee Thomas, L<br>OBP: 0.261, SLG: 0.337<br>(1, 7)<br>(6, 3)  | 0-0<br>4-3                   |                                 | 0-0<br>3-1                   |                                 | 0-0<br>1B                    | 0-0<br>F8                       |                              | 0-0<br>3-1                      |                              | 5 1 1 0 0 0 3  |                               |                                  |                              |                                 |                              |                                 |                              |                                 |                                  |                                    |                                  |        |  |  |  |  |  |
| Billy Williams, L<br>OBP: 0.292, SLG: 0.350<br>(1, 9)  | 0-0<br>1B                    |                                 |                              | 0-0<br>F8                       | 0-0<br>HR                    | 0-3<br>K                        |                              | 0-3<br>K                        |                              | 5 1 2 3 0 2 2  |                               |                                  |                              |                                 |                              |                                 |                              |                                 |                                  |                                    |                                  |        |  |  |  |  |  |
| Ron Santo, R<br>OBP: 0.398, SLG: 0.534<br>(1, 5)<br>(6, 6)   | 0-0<br>F4                    |                                 |                              | 0-0<br>1B                       | 0-0<br>4-3                   |                                 | 0-0<br>4-3                   |                                 | 0-0<br>F7                    | 5 1 1 0 0 0 1  |                               |                                  |                              |                                 |                              |                                 |                              |                                 |                                  |                                    |                                  |        |  |  |  |  |  |
| 14 Ernie Banks, R<br>OBP: 0.271, SLG: 0.349<br>(1, 3)<br>(6, 5)  |                              | 0-0<br>F3                       |                              | 0-0<br>1B                       |                              | 0-0<br>1B                       | 0-0<br>E4                    |                                 |                              | 4 1 2 0 0 0 0  |                               |                                  |                              |                                 |                              |                                 |                              |                                 |                                  |                                    |                                  |        |  |  |  |  |  |
| Byron Browne, R<br>OBP: 0.301, SLG: 0.458<br>Fergie Jenkins, R<br>OBP: 0.389, SLG: 0.529<br>(1, 8)<br>(7, 1)   |                              | 0-3<br>K                        |                              | 0-0<br>2B                       |                              | 0-3<br>K                        | 0-0<br>F9                    |                                 |                              | 4 0 1 1 0 2 2<br>0 0 0 0 0 0 0                                   |                               |                                  |                              |                                 |                              |                                 |                              |                                 |                                  |                                    |                                  |        |  |  |  |  |  |
| Randy Hundley, R<br>OBP: 0.286, SLG: 0.395<br>(1, 2)   |                              | 0-0<br>6-3                      |                              | 0-0<br>F5                       |                              | 0-0<br>1B                       | 0-0<br>F6                    |                                 |                              | 4 1 1 0 0 0 2  |                               |                                  |                              |                                 |                              |                                 |                              |                                 |                                  |                                    |                                  |        |  |  |  |  |  |
| Don Kessinger, S<br>OBP: 0.253, SLG: 0.255<br>Marty Keough, L<br>OBP: 0.174, SLG: 0.095<br>Billy Hoelt, L<br>OBP: 0.500, SLG: 0.500<br>George Altman, L<br>OBP: 0.253, SLG: 0.392<br>(1, 6)<br>(6, PH)<br>(6, 1)<br>(7, 7) |                              |                                 | 0-0<br>4-3                   |                                 | 0-0<br>F6                    | 4-0<br>1B                       | 0-0<br>F8                    |                                 |                              | 2 0 0 0 0 0 0<br>0 1 0 0 1 0 0<br>0 0 0 0 0 0 0<br>1 0 0 0 0 0 0 |                               |                                  |                              |                                 |                              |                                 |                              |                                 |                                  |                                    |                                  |        |  |  |  |  |  |
| Chuck Estrada, R<br>Cal Koonce, R<br>Jimmy Stewart, S<br>OBP: 0.213, SLG: 0.233<br>(1, 1)<br>(1, 1)<br>(6, PH)<br>(6, 7)<br>(7, 8)   |                              |                                 | 0-3<br>K                     |                                 | 4-0<br>1B                    | 1-0<br>1B                       | 0-0<br>F6                    |                                 |                              | 0 0 0 0 0 0 0<br>1 1 0 0 1 1 0<br>1 0 0 1 0 0 0                  |                               |                                  |                              |                                 |                              |                                 |                              |                                 |                                  |                                    |                                  |        |  |  |  |  |  |
| Inning Stats   | R: 0<br>E: 0<br>K: 0<br>S: 4 | H: 1<br>LOB: 1<br>BB: 0<br>P: 4 | R: 0<br>E: 0<br>K: 1<br>S: 5 | H: 0<br>LOB: 0<br>BB: 0<br>P: 5 | R: 0<br>E: 0<br>K: 1<br>S: 6 | H: 1<br>LOB: 1<br>BB: 0<br>P: 6 | R: 1<br>E: 0<br>K: 0<br>S: 5 | H: 3<br>LOB: 1<br>BB: 0<br>P: 5 | R: 3<br>E: 0<br>K: 0<br>S: 5 | H: 2<br>LOB: 0<br>BB: 1<br>P: 9                                  | R: 3<br>E: 0<br>K: 2<br>S: 10 | H: 3<br>LOB: 2<br>BB: 1<br>P: 15 | R: 0<br>E: 1<br>K: 0<br>S: 4 | H: 0<br>LOB: 1<br>BB: 0<br>P: 4 | R: 0<br>E: 0<br>K: 0<br>S: 3 | H: 0<br>LOB: 0<br>BB: 0<br>P: 3 | R: 0<br>E: 0<br>K: 1<br>S: 5 | H: 0<br>LOB: 0<br>BB: 0<br>P: 5 | 1B: 8<br>2B: 1<br>3B: 0<br>HR: 1 | SF: 0<br>SAC: 0<br>DP: 0<br>HBP: 1 | WP: 0<br>PB: 0<br>SB: 0<br>CS: 0 | PA: 40 |  |  |  |  |  |
| PITCHER  | IP                           | WLS                             | BF                           | H                               | R                            | ER                              | SO                           | BB                              | IBB                          | HBP  | BLK                           | WP                               | HR                           | S                               | P                            | ERA                             | WHIP                         |                                 |                                  |                                    |                                  |        |  |  |  |  |  |
| Ron Herbel, R<br>ERA: 4.29<br>(1, 1)   | 5.0                          |                                 | 23                           | 8                               | 5                            | 5                               | 2                            | 1                               | 0                            | 0  | 0                             | 0                                | 1                            | 26                              | 30                           | 9.00                            | 1.800                        |                                 |                                  |                                    |                                  |        |  |  |  |  |  |
| Bob Priddy, R<br>ERA: 1.69<br>(6, 1)   | 0.1                          |                                 | 3                            | 1                               | 0                            | 0                               | 1                            | 1                               | 0                            | 0  | 0                             | 0                                | 0                            | 4                               | 8                            | 0.00                            | 6.000                        |                                 |                                  |                                    |                                  |        |  |  |  |  |  |
| Bill Henry, L<br>ERA: 0.71<br>(6, 1)   | 0.2                          |                                 | 4                            | 1                               | 2                            | 2                               | 1                            | 0                               | 0                            | 1  | 0                             | 0                                | 0                            | 5                               | 6                            | 27.00                           | 1.500                        |                                 |                                  |                                    |                                  |        |  |  |  |  |  |
| Lindy McDaniel, R<br>ERA: 3.57<br>(7, 1)   | 3.0                          | W                               | 10                           | 0                               | 0                            | 0                               | 1                            | 0                               | 0                            | 0  | 0                             | 0                                | 0                            | 12                              | 12                           | 0.00                            | 0.000                        |                                 |                                  |                                    |                                  |        |  |  |  |  |  |

Chicago Cubs @ San Francisco Giants  
Candlestick Park, San Francisco, CA  
Tue Jun 14 1966, 6:33 AM EDT  
Att. 6,724 - Unknown

livebaseballscorecards.com

|     |    |
|-----|----|
| AB  | 37 |
| R   | 7  |
| H   | 10 |
| RBI | 7  |
| BB  | 2  |
| SO  | 5  |
| LOB | 11 |



| Batter  | 1                | 2                             | 3               | 4                 | 5                      | 6            | 7                       | 8                       | 9 |
|---|------------------|-------------------------------|-----------------|-------------------|------------------------|--------------|-------------------------|-------------------------|---|
| <b>Tito Fuentes, S</b><br>OBP: 0.302, SLG: 0.360<br>(1, 4)<br>BBB   | 4-0<br>HR<br>BB  | 0-0<br>F7                     |                 | 0-0<br>F4         |                        | 0-0<br>F7    |                         | 0-0<br>1B<br>1B<br>2B   |   |
| <b>Len Gabrielson, L</b><br>OBP: 0.284, SLG: 0.320<br>(1, 7)<br><b>Jim Davenport, R</b><br>OBP: 0.351, SLG: 0.410<br>(7, PH)<br>(8, 5)  | 0-0<br>F2        | 0-0<br>FC4-6<br>FC5-4<br>1-2f |                 |                   | 0-0<br>1-3<br>HR<br>1B |              | 0-0<br>HR<br>1B         | 0-0<br>6-3              |   |
| <b>Willie Mays, R</b><br>OBP: 0.346, SLG: 0.539<br>(1, 8)   | 0-0<br>HR<br>1-H | 0-0<br>FC5-4<br>1-2f          |                 |                   | 0-0<br>1-3             |              | 0-0<br>F5               | 0-0<br>1B<br>2-3<br>1B  |   |
| <b>Willie McCovey, L</b><br>OBP: 0.359, SLG: 0.542<br>(1, 3)  | 0-0<br>HR<br>1B  |                               | 0-0<br>F8       |                   | 0-0<br>F9              |              | 0-0<br>HR<br>1-H        | 0-3<br>K                |   |
| <b>Jim Ray Hart, R</b><br>OBP: 0.384, SLG: 0.565<br>(1, 5)<br>(8, 7)  | 0-0<br>F6        |                               | 4-0<br>CS<br>BB |                   | 0-0<br>HR<br>2-H       |              | 4-0<br>2B<br>4-3<br>BB  | 0-0<br>1-2<br>3-H<br>1B |   |
| <b>Tom Haller, L</b><br>OBP: 0.303, SLG: 0.434<br>(1, 2)  | 0-0<br>HR<br>1-H |                               | 0-0<br>1-3      |                   | 0-0<br>FC6-4<br>1B     |              | 0-0<br>4-3              | 0-3<br>K                |   |
| <b>Ollie Brown, R</b><br>OBP: 0.285, SLG: 0.276<br>(1, 9)   | 1-0<br>HBP       |                               |                 | 0-0<br>HR<br>1-2f |                        | 0-0<br>FC6-4 | 4-0<br>2B<br>IBB        |                         |   |
| <b>Hal Lanier, R</b><br>OBP: 0.244, SLG: 0.280<br>(1, 6)  | 0-0<br>1-3       |                               |                 | 0-0<br>6-3        |                        | 0-0<br>6-3   | 0-0<br>1-3<br>2-H<br>2B |                         |   |
| <b>Ron Herbel, R</b><br>OBP: 0.118, SLG: 0.063<br>(1, 1)<br><b>Bob Priddy, R</b><br>OBP: 0.333, SLG: 0.200<br>(6, 1)<br><b>Bill Henry, L</b><br>(6, 1)<br><b>Cap Peterson, R</b><br>OBP: 0.297, SLG: 0.269<br>(6, PH)<br><b>Lindy McDaniel, R</b><br>OBP: 0.125, SLG: 0.125<br>(7, 1) |                  | 0-0<br>E4<br>FC4-6            |                 | 0-3<br>K          |                        | 0-0<br>6-3   | 0-0<br>5-3              |                         |   |

| AB | R | H | RBI | BB | SO | LOB |
|----|---|---|-----|----|----|-----|
| 4  | 2 | 1 | 0   | 1  | 0  | 1   |
| 3  | 1 | 1 | 0   | 0  | 0  | 2   |
| 2  | 1 | 1 | 0   | 0  | 0  | 1   |
| 5  | 1 | 2 | 2   | 0  | 0  | 3   |
| 5  | 2 | 2 | 2   | 0  | 1  | 3   |
| 3  | 2 | 2 | 3   | 2  | 0  | 1   |
| 5  | 1 | 2 | 2   | 0  | 1  | 4   |
| 2  | 1 | 1 | 1   | 1  | 0  | 1   |
| 4  | 0 | 1 | 1   | 0  | 0  | 1   |
| 2  | 0 | 0 | 0   | 0  | 1  | 0   |
| 0  | 0 | 0 | 0   | 0  | 0  | 0   |
| 0  | 0 | 0 | 0   | 0  | 0  | 0   |
| 1  | 0 | 0 | 0   | 0  | 0  | 0   |
| 1  | 0 | 0 | 0   | 0  | 0  | 2   |

| 1B | 2B | 3B | SF | SAC | DP | HBP |
|----|----|----|----|-----|----|-----|
| 6  | 2  | 0  | 0  | 0   | 0  | 1   |
| 0  | 0  | 0  | 0  | 0   | 0  | 0   |
| 0  | 0  | 0  | 0  | 0   | 0  | 0   |
| 0  | 0  | 0  | 0  | 0   | 0  | 0   |
| 0  | 0  | 0  | 0  | 0   | 0  | 0   |
| 5  | 0  | 0  | 0  | 0   | 0  | 1   |

| Inning Stats              |  | R | H | E | K | S  | P  | BB | IBB | HBP | BLK | WP | HR | S  | P  | ERA   | WHIP  |
|---------------------------|--|---|---|---|---|----|----|----|-----|-----|-----|----|----|----|----|-------|-------|
| R: 4 H: 3 E: 0 K: 0 S: 6  |  | 0 | 3 | 0 | 1 | 11 | 6  | 1  | 0   | 1   | 0   | 0  | 2  | 5  | 10 | 54.00 | 6.000 |
| R: 0 H: 0 E: 1 K: 0 S: 4  |  | 1 | 0 | 1 | 0 | 6  | 6  | 0  | 0   | 0   | 0   | 0  | 1  | 8  | 16 | 16.20 | 2.400 |
| R: 0 H: 0 E: 0 K: 0 S: 2  |  | 2 | 3 | 0 | 0 | 6  | 6  | 0  | 0   | 0   | 0   | 0  | 0  | 11 | 11 | 6.75  | 2.250 |
| R: 0 H: 0 E: 0 K: 0 S: 3  |  | 3 | 0 | 0 | 0 | 3  | 3  | 0  | 0   | 0   | 0   | 0  | 0  | 3  | 3  | 6.75  | 2.250 |
| R: 3 H: 3 E: 0 K: 0 S: 6  |  | 1 | 3 | 0 | 2 | 14 | 10 | 0  | 0   | 0   | 0   | 0  | 0  | 10 | 10 | 6.75  | 2.250 |
| R: 1 H: 3 E: 0 K: 2 S: 10 |  | 0 | 3 | 0 | 0 | 10 | 10 | 0  | 0   | 0   | 0   | 0  | 0  | 10 | 10 | 6.75  | 2.250 |

| WP | PA | ERA | WHIP |
|----|----|-----|------|
| 0  | 42 |     |      |
| 0  |    |     |      |
| 0  |    |     |      |
| 0  |    |     |      |
| 0  |    |     |      |
| 0  |    |     |      |

**Chicago Cubs @ San Francisco Giants**  
Candlestick Park, San Francisco, CA  
Tue Jun 14 1966, 6:33 AM EDT  
Att. 6,724 - Unknown

|     |    |
|-----|----|
| AB  | 37 |
| R   | 11 |
| H   | 13 |
| RBI | 11 |
| BB  | 4  |
| SO  | 3  |
| LOB | 19 |



| Batter  | 1   | 2   | 3                            | 4                                | 5                            | 6                               | 7                            | 8                               | 9                            | AB R H RBI BB SO LOB                            | TOP                          |                                 |                              |                                 |                              |                                 |                              |                                  |                                  |                                    |                                  |        |
|---|---|---|------------------------------|----------------------------------|------------------------------|---------------------------------|------------------------------|---------------------------------|------------------------------|---|------------------------------|---------------------------------|------------------------------|---------------------------------|------------------------------|---------------------------------|------------------------------|----------------------------------|----------------------------------|------------------------------------|----------------------------------|--------|
| Joe Morgan, L (1, 4)<br>OBP: 0.441, SLG: 0.441  | 0-0<br>F5   |   | 0-0<br>F9                    |                                  |                              | 0-0<br>F5                       |                              |                                 | 0-0<br>G5-4-3<br>1B          | 4 0 1 0 0 0 0                                   |                              |                                 |                              |                                 |                              |                                 |                              |                                  |                                  |                                    |                                  |        |
| Sonny Jackson, L (1, 6)<br>OBP: 0.317, SLG: 0.302<br>Ron Brand, R (9, PH)<br>OBP: 0.393, SLG: 0.346   | 0-0<br>5-3  |   | 0-0<br>6-3                   |                                  |                              | 0-0<br>F7                       |                              |                                 | 0-0<br>G5-4-3<br>1-2f        | 3 0 0 0 0 0 0<br>1 0 0 0 0 0 1                  |                              |                                 |                              |                                 |                              |                                 |                              |                                  |                                  |                                    |                                  |        |
| Jimmy Wynn, R (1, 8)<br>OBP: 0.318, SLG: 0.424  | 0-3<br>K  |   |                              |                                  | 0-0<br>F9                    |                                 |                              |                                 | 4-0<br>BB<br>BB              | 3 0 0 0 1 1 0                                   |                              |                                 |                              |                                 |                              |                                 |                              |                                  |                                  |                                    |                                  |        |
| Dave Nicholson, R (1, 9)<br>OBP: 0.426, SLG: 0.492  |   | 4-0<br>BB<br>BB<br>BB<br>BB<br>BB<br>BB<br>BB<br>BB<br>BB<br>BB |                              |                                  | 0-0<br>5-3                   |                                 |                              |                                 | 4-0<br>BB<br>BB              | 2 0 0 0 2 0 0                                   |                              |                                 |                              |                                 |                              |                                 |                              |                                  |                                  |                                    |                                  |        |
| Chuck Harrison, R (1, 3)<br>OBP: 0.239, SLG: 0.286  |   |   |                              |                                  | 0-0<br>F9                    |                                 |                              |                                 | 0-0<br>F8                    | 4 0 1 0 0 0 2                                   |                              |                                 |                              |                                 |                              |                                 |                              |                                  |                                  |                                    |                                  |        |
| Rusty Staub, L (1, 7)<br>OBP: 0.301, SLG: 0.394   |   |   |                              |                                  |                              |                                 |                              |                                 |                              | 3 0 0 0 0 2 3                                   |                              |                                 |                              |                                 |                              |                                 |                              |                                  |                                  |                                    |                                  |        |
| Bob Aspromonte, R (1, 5)<br>OBP: 0.278, SLG: 0.301  |   |   |                              |                                  |                              |                                 |                              |                                 |                              | 3 0 2 0 0 0 0                                   |                              |                                 |                              |                                 |                              |                                 |                              |                                  |                                  |                                    |                                  |        |
| John Bateman, R (1, 2)<br>OBP: 0.322, SLG: 0.497  |   |   |                              |                                  |                              |                                 |                              |                                 |                              | 3 0 0 0 0 0 3                                   |                              |                                 |                              |                                 |                              |                                 |                              |                                  |                                  |                                    |                                  |        |
| Turk Farrell, R (1, 1)<br>Felix Mantilla, R (8, PH)<br>OBP: 0.239, SLG: 0.313<br>Ron Taylor, R (8, 1) |   |   | 0-3<br>K                     |                                  |                              |                                 |                              |                                 | 0-0<br>F8                    | 2 0 0 0 0 1 0<br>1 0 0 0 0 0 0<br>0 0 0 0 0 0 0 |                              |                                 |                              |                                 |                              |                                 |                              |                                  |                                  |                                    |                                  |        |
| <b>Inning Stats</b>   | R: 0<br>E: 0<br>K: 1<br>S: 5                          | H: 0<br>LOB: 0<br>BB: 0<br>P: 5                                 | R: 0<br>E: 0<br>K: 1<br>S: 6 | H: 2<br>LOB: 2<br>BB: 1<br>P: 10 | R: 0<br>E: 0<br>K: 1<br>S: 5 | H: 0<br>LOB: 0<br>BB: 0<br>P: 5 | R: 0<br>E: 0<br>K: 0<br>S: 3 | H: 0<br>LOB: 0<br>BB: 0<br>P: 3 | R: 0<br>E: 0<br>K: 1<br>S: 5 | H: 1<br>LOB: 0<br>BB: 0<br>P: 5                 | R: 0<br>E: 0<br>K: 0<br>S: 3 | H: 0<br>LOB: 0<br>BB: 0<br>P: 3 | R: 0<br>E: 1<br>K: 0<br>S: 4 | H: 0<br>LOB: 1<br>BB: 0<br>P: 4 | R: 0<br>E: 0<br>K: 0<br>S: 3 | H: 0<br>LOB: 0<br>BB: 0<br>P: 3 | R: 0<br>E: 0<br>K: 0<br>S: 3 | H: 1<br>LOB: 2<br>BB: 2<br>P: 11 | 1B: 4<br>2B: 0<br>3B: 0<br>HR: 0 | SF: 0<br>SAC: 0<br>DP: 2<br>HBP: 0 | WP: 0<br>PB: 0<br>SB: 0<br>CS: 0 | PA: 32 |
| <b>PITCHER</b>  | IP WLS BF H R ER SO BB IBB HBP BLK WP HR S P ERA WHIP |   |                              |                                  |                              |                                 |                              |                                 |                              |   |                              |                                 |                              |                                 |                              |                                 |                              |                                  |                                  |                                    |                                  |        |
| Joe Gibbon, L (1, 1)<br>ERA: 2.14   | 8.2 W 31 4 0 0 4 3 0 0 0 0 0 0 36 48 0.00 0.808       |   |                              |                                  |                              |                                 |                              |                                 |                              |   |                              |                                 |                              |                                 |                              |                                 |                              |                                  |                                  |                                    |                                  |        |
| Frank Linzy, R (9, 1)<br>ERA: 3.07  | 0.1 S 1 0 0 0 0 0 0 0 0 0 0 0 1 1 0.00 0.000          |   |                              |                                  |                              |                                 |                              |                                 |                              |   |                              |                                 |                              |                                 |                              |                                 |                              |                                  |                                  |                                    |                                  |        |

Houston Astros @ San Francisco Giants  
Candlestick Park, San Francisco, CA  
Wed Jun 15 1966, 6:33 AM EDT  
Att. 9,788 - Unknown

livebaseballscorecards.com

|     |    |
|-----|----|
| AB  | 29 |
| R   | 0  |
| H   | 4  |
| RBI | 0  |
| BB  | 3  |
| SO  | 4  |
| LOB | 9  |





| Batter  | 1                            | 2                               | 3                            | 4                               | 5                            | 6                               | 7                            | 8                               | 9                            | AB                              | R                            | H                               | RBI                          | BB                              | SO                           | LOB                             | BOTTOM  |                                    |                                  |        |  |
|---|------------------------------|---------------------------------|------------------------------|---------------------------------|------------------------------|---------------------------------|------------------------------|---------------------------------|------------------------------|---------------------------------|------------------------------|---------------------------------|------------------------------|---------------------------------|------------------------------|---------------------------------|---|------------------------------------|----------------------------------|--------|--|
| <b>Tito Fuentes, S</b> (1, 4)<br>OBP: 0.296, SLG: 0.353   | 0-0 F5                       |                                 | 0-0 F7                       |                                 | 0-0 F6                       |                                 |                              | 0-0 F3                          |                              | 4                               | 0                            | 0                               | 0                            | 0                               | 0                            | 2                               | <b>Houston Astros @ San Francisco Giants</b><br>Candlestick Park, San Francisco, CA<br>Wed Jun 15 1966, 6:33 AM EDT<br>Att: 9,788 - Unknown |                                    |                                  |        |  |
| <b>Len Gabrielson, L</b> (1, 7)<br>OBP: 0.275, SLG: 0.308   | 0-0 G3                       |                                 |                              | 0-0 F3                          |                              | 0-0 E6<br>FC3-6                 |                              | 0-0 F4                          |                              | 4                               | 0                            | 0                               | 0                            | 0                               | 0                            | 1                               |   |                                    |                                  |        |  |
| <b>Willie Mays, R</b> (1, 8)<br>OBP: 0.345, SLG: 0.548  | 0-0 F7                       |                                 |                              | 0-3 K                           |                              | 0-0 FC3-6<br>1-2f               |                              | 0-0 HR                          |                              | 4                               | 1                            | 1                               | 2                            | 0                               | 1                            | 1                               |   |                                    |                                  |        |  |
| <b>Willie McCovey, L</b> (1, 3)<br>OBP: 0.366, SLG: 0.561   |                              | 4-0 BB                          |                              | 0-0 1B                          |                              | 0-0 F5                          |                              | 0-0 HR                          |                              | 3                               | 1                            | 2                               | 1                            | 1                               | 0                            | 1                               |   |                                    |                                  |        |  |
| <b>Jim Ray Hart, R</b> (1, 5)<br>OBP: 0.378, SLG: 0.555   |                              | 0-0 F8                          |                              | 0-0 F6                          |                              | 0-0 F9                          |                              | 0-0 F9                          |                              | 4                               | 0                            | 0                               | 0                            | 0                               | 0                            | 3                               |   |                                    |                                  |        |  |
| <b>Tom Haller, L</b> (1, 2)<br>OBP: 0.303, SLG: 0.449   |                              | 0-0 F3                          |                              |                                 | 0-0 HR                       |                                 |                              | 0-0 F6                          |                              | 3                               | 1                            | 1                               | 1                            | 0                               | 0                            | 1                               |   |                                    |                                  |        |  |
| <b>Ollie Brown, R</b> (1, 9)<br>OBP: 0.280, SLG: 0.272  |                              | 0-0 F4                          |                              |                                 |                              | 0-0 F4                          |                              | 0-0 F2                          |                              | 3                               | 0                            | 0                               | 0                            | 0                               | 0                            | 1                               |   |                                    |                                  |        |  |
| <b>Hal Lanier, R</b> (1, 6)<br>OBP: 0.240, SLG: 0.275   |                              |                                 | 0-0 F8                       |                                 | 0-0 6-3                      |                                 |                              | 0-0 6-3                         |                              | 3                               | 0                            | 0                               | 0                            | 0                               | 0                            | 0                               |   |                                    |                                  |        |  |
| <b>Joe Gibbon, R</b> (1, 1)<br>OBP: 0.222, SLG: 0.125<br><b>Frank Linzy, R</b> (9, 1)<br>OBP: 0.222, SLG: 0.444 |                              |                                 | 0-3 K                        |                                 |                              |                                 |                              | 4-0 HR<br>BB                    |                              | 2                               | 1                            | 1                               | 0                            | 1                               | 1                            | 0                               |   |                                    |                                  |        |  |
|   |                              |                                 |                              |                                 |                              |                                 |                              |                                 |                              | 0                               | 0                            | 0                               | 0                            | 0                               | 0                            | 0                               |   |                                    |                                  |        |  |
| <b>Inning Stats</b>   | R: 0<br>E: 0<br>K: 0<br>S: 3 | H: 0<br>LOB: 0<br>BB: 0<br>P: 3 | R: 0<br>E: 0<br>K: 0<br>S: 3 | H: 0<br>LOB: 1<br>BB: 1<br>P: 7 | R: 0<br>E: 0<br>K: 1<br>S: 5 | H: 0<br>LOB: 0<br>BB: 0<br>P: 5 | R: 0<br>E: 0<br>K: 1<br>S: 6 | H: 1<br>LOB: 1<br>BB: 0<br>P: 6 | R: 1<br>E: 0<br>K: 0<br>S: 5 | H: 2<br>LOB: 1<br>BB: 0<br>P: 5 | R: 0<br>E: 1<br>K: 0<br>S: 4 | H: 0<br>LOB: 1<br>BB: 0<br>P: 4 | R: 0<br>E: 0<br>K: 0<br>S: 3 | H: 0<br>LOB: 0<br>BB: 0<br>P: 3 | R: 3<br>E: 0<br>K: 0<br>S: 5 | H: 2<br>LOB: 0<br>BB: 1<br>P: 9 | 1B: 2<br>2B: 0<br>3B: 0<br>HR: 3  | SF: 0<br>SAC: 0<br>DP: 0<br>HBP: 0 | WP: 0<br>PB: 0<br>SB: 0<br>CS: 0 | PA: 32 |  |
| <b>PITCHER</b>  | IP                           | WLS                             | BF                           | H                               | R                            | ER                              | SO                           | BB                              | IBB                          | HBP                             | BLK                          | WP                              | HR                           | S                               | P                            | ERA                             | WHIP  |                                    |                                  |        |  |
| <b>Turk Farrell, R</b> (1, 1)<br>ERA: 4.6   | 7.0                          | L                               | 26                           | 3                               | 1                            | 1                               | 2                            | 1                               | 0                            | 0                               | 0                            | 0                               | 1                            | 29                              | 33                           | 1.29                            | 0.571   |                                    |                                  |        |  |
| <b>Ron Taylor, R</b> (8, 1)<br>ERA: 5.28  | 1.0                          |                                 | 6                            | 2                               | 3                            | 3                               | 0                            | 1                               | 0                            | 0                               | 0                            | 0                               | 2                            | 5                               | 9                            | 27.00                           | 3.000   |                                    |                                  |        |  |

[livebaseballscores.com](http://livebaseballscores.com)

**AB 30**  
**R 4**  
**H 5**  
**RBI 4**  
**BB 2**  
**SO 2**  
**LOB 10**



| Batter   | 1  | 2                               | 3                            | 4                               | 5                            | 6                               | 7                            | 8                               | 9                            | AB R H RBI BB SO LOB                            | TOP   |                                 |  |                                 |                              |                                 |                              |                                 |                              |                                 |                                  |                                    |                                  |        |
|--|--|---------------------------------|------------------------------|---------------------------------|------------------------------|---------------------------------|------------------------------|---------------------------------|------------------------------|---|---|---------------------------------|--|---------------------------------|------------------------------|---------------------------------|------------------------------|---------------------------------|------------------------------|---------------------------------|----------------------------------|------------------------------------|----------------------------------|--------|
| Joe Morgan, L (1, 4)<br>OBP: 0.445, SLG: 0.444   | 0-0<br>F8  |                                 |                              | 0-0<br>S<br>1B                  |                              | 0-0<br>E<br>1B                  |                              | 4-0<br>SH1-3<br>BB              |                              | 3 1 2 0 1 0 0                                   | <b>Houston Astros @ San Francisco Giants</b><br>Candlestick Park, San Francisco, CA<br>Thu Jun 16 1966, 6:33 AM EDT<br>Att. 12,087 - Unknown - 61 F<br><a href="http://livebaseballscorecards.com">livebaseballscorecards.com</a> |                                 |  |                                 |                              |                                 |                              |                                 |                              |                                 |                                  |                                    |                                  |        |
| Sonny Jackson, L (1, 6)<br>OBP: 0.313, SLG: 0.298  | 0-0<br>F3  |                                 |                              | 0-0<br>F8                       |                              | 0-0<br>F5                       |                              | 0-0<br>SH1-3                    |                              | 3 0 0 0 0 0 2                                   |   |                                 |  |                                 |                              |                                 |                              |                                 |                              |                                 |                                  |                                    |                                  |        |
| Jimmy Wynn, R (1, 8)<br>OBP: 0.317, SLG: 0.421   | 0-0<br>5-3   |                                 |                              | 0-3<br>K<br>1-2                 |                              | 0-0<br>E<br>1B                  |                              | 0-0<br>F3                       |                              | 4 0 1 0 0 1 2                                   |   |                                 |  |                                 |                              |                                 |                              |                                 |                              |                                 |                                  |                                    |                                  |        |
| Rusty Staub, L (1, 9)<br>OBP: 0.296, SLG: 0.387  |  |                                 |                              | 0-0<br>F2                       |                              | 0-0<br>F4                       |                              | 0-0<br>4-3                      |                              | 4 0 0 0 0 0 4                                   |   |                                 |  |                                 |                              |                                 |                              |                                 |                              |                                 |                                  |                                    |                                  |        |
| Chuck Harrison, R (1, 3)<br>OBP: 0.220, SLG: 0.261   |  |                                 |                              |                                 | 0-3<br>K                     | 0-0<br>E6<br>1-2<br>2-H         |                              | 0-0<br>F4                       |                              | 4 0 0 0 0 1 1                                   |   |                                 |  |                                 |                              |                                 |                              |                                 |                              |                                 |                                  |                                    |                                  |        |
| Lee Maye, L (1, 7)<br>OBP: 0.269, SLG: 0.388   |  |                                 |                              |                                 | 0-0<br>FC5-4<br>1B           | 0-0<br>G3                       |                              | 0-0<br>4-3                      |                              | 4 0 1 0 0 0 2                                   |   |                                 |  |                                 |                              |                                 |                              |                                 |                              |                                 |                                  |                                    |                                  |        |
| Bob Aspromonte, R (1, 5)<br>OBP: 0.273, SLG: 0.295   |  |                                 |                              | 0-0<br>6-3                      |                              | 0-0<br>FC5-4<br>2B<br>1-2f      |                              | 0-0<br>F8                       |                              | 4 0 0 0 0 0 1                                   |   |                                 |  |                                 |                              |                                 |                              |                                 |                              |                                 |                                  |                                    |                                  |        |
| John Bateman, R (1, 2)<br>OBP: 0.322, SLG: 0.500   |  |                                 |                              | 0-3<br>K                        |                              | 0-0<br>2B                       |                              | 0-0<br>5-3                      |                              | 3 0 1 0 0 1 0                                   |   |                                 |  |                                 |                              |                                 |                              |                                 |                              |                                 |                                  |                                    |                                  |        |
| Bob Bruce, R (1, 1)<br>Bill Heath, L (5, PH)<br>Claude Raymond, R (5, 1)<br>OBP: 0.091, SLG: 0.091 |  |                                 |                              | 0-0<br>6-3                      |                              | 0-0<br>F5                       |                              | 0-3<br>K                        |                              | 1 0 0 0 0 0 0<br>1 0 0 0 0 0 2<br>1 0 0 0 0 1 0 |   |                                 |  |                                 |                              |                                 |                              |                                 |                              |                                 |                                  |                                    |                                  |        |
| <b>Inning Stats</b>  | R: 0<br>E: 0<br>K: 0<br>S: 3   | H: 0<br>LOB: 0<br>BB: 0<br>P: 3 | R: 0<br>E: 0<br>K: 0<br>S: 3 | H: 0<br>LOB: 0<br>BB: 0<br>P: 3 | R: 0<br>E: 0<br>K: 1<br>S: 5 | H: 0<br>LOB: 0<br>BB: 0<br>P: 5 | R: 0<br>E: 0<br>K: 1<br>S: 6 | H: 1<br>LOB: 1<br>BB: 0<br>P: 6 | R: 0<br>E: 0<br>K: 1<br>S: 7 | H: 2<br>LOB: 2<br>BB: 0<br>P: 7                 | R: 1<br>E: 1<br>K: 0<br>S: 6  | H: 2<br>LOB: 2<br>BB: 0<br>P: 6 | R: 0<br>E: 0<br>K: 1<br>S: 5   | H: 0<br>LOB: 0<br>BB: 0<br>P: 5 | R: 0<br>E: 0<br>K: 0<br>S: 3 | H: 0<br>LOB: 1<br>BB: 1<br>P: 7 | R: 0<br>E: 0<br>K: 0<br>S: 3 | H: 0<br>LOB: 0<br>BB: 0<br>P: 3 | R: 0<br>E: 0<br>K: 0<br>S: 3 | H: 0<br>LOB: 0<br>BB: 0<br>P: 3 | 1B: 4<br>2B: 1<br>3B: 0<br>HR: 0 | SF: 0<br>SAC: 1<br>DP: 0<br>HBP: 0 | WP: 0<br>PB: 0<br>SB: 1<br>CS: 0 | PA: 34 |
| <b>PITCHER</b><br>Juan Marichal, R (1, 1)<br>ERA: 1.6  | IP: 9.0<br>WLS: W<br>BF: 34<br>H: 5<br>R: 1<br>ER: 0<br>SO: 4<br>BB: 1<br>IBB: 0<br>HBP: 0<br>BLK: 0<br>WP: 0<br>HR: 0<br>S: 41<br>P: 45<br>ERA: 0.00<br>WHIP: 0.667 |                                 |                              |                                 |                              |                                 |                              |                                 |                              |   |   | <b>PITCHER</b>                  | IP: 9.0<br>WLS: W<br>BF: 34<br>H: 5<br>R: 1<br>ER: 0<br>SO: 4<br>BB: 1<br>IBB: 0<br>HBP: 0<br>BLK: 0<br>WP: 0<br>HR: 0<br>S: 41<br>P: 45<br>ERA: 0.00<br>WHIP: 0.667 |                                 |                              |                                 |                              |                                 |                              |                                 |                                  |                                    |                                  |        |



| Batter   | 1         | 2              | 3       | 4       | 5       | 6            | 7      | 8       | 9 | AB | R | H | RBI | BB | SO | LOB |
|--|-----------|----------------|---------|---------|---------|--------------|--------|---------|---|----|---|---|-----|----|----|-----|
| Tito Fuentes, S<br>OBP: 0.290, SLG: 0.345 (1, 4)   | 0-0 L5    | 0-0 G5-3       |         |         | 0-0 F9  |              | 0-0 F5 |         |   | 4  | 0 | 0 | 0   | 0  | 0  | 2   |
| Len Gabrielson, L<br>OBP: 0.266, SLG: 0.297 (1, 7) | 0-3 K     |                | 0-0 3-1 |         | 0-0 3-1 |              |        | 0-0 6-3 |   | 4  | 0 | 0 | 0   | 0  | 1  | 0   |
| Don Landrum, L<br>OBP: 0.247, SLG: 0.197 (9, 7)    |           |                |         |         |         |              |        |         |   | 0  | 0 | 0 | 0   | 0  | 0  | 0   |
| Willie Mays, R<br>OBP: 0.343, SLG: 0.547 (1, 8)    | 0-0 PB 2B |                | 0-0 6-3 |         | 0-0 6-3 |              |        | 0-0 F5  |   | 4  | 0 | 1 | 0   | 0  | 0  | 0   |
| Willie McCovey, L<br>OBP: 0.369, SLG: 0.557 (1, 3) | 0-0 F8    |                | 0-0 1B  |         |         | 1-0 P2-4 HBP |        | 0-0 F7  |   | 3  | 0 | 1 | 0   | 0  | 0  | 1   |
| Jim Ray Hart, R<br>OBP: 0.374, SLG: 0.548 (1, 5)   |           | 0-0 5-3        | 0-0 1-3 |         |         | 0-0 P2-4     |        |         |   | 3  | 0 | 0 | 0   | 0  | 0  | 2   |
| Tom Haller, L<br>OBP: 0.308, SLG: 0.466 (1, 2)     |           | 0-0 HR         |         | 0-0 3-1 |         | 4-0 FC4 BB   |        |         |   | 2  | 1 | 1 | 1   | 1  | 0  | 0   |
| Ollie Brown, R<br>OBP: 0.281, SLG: 0.273 (1, 9)    |           | 0-0 1B FC 1B   |         | 0-0 5-3 |         | 0-0 FC4      |        |         |   | 3  | 1 | 1 | 0   | 0  | 0  | 1   |
| Hal Lanier, R<br>OBP: 0.247, SLG: 0.282 (1, 6)     |           | 0-0 G5-3 FC 1B |         | 0-0 1B  |         |              | 0-0 F6 |         |   | 3  | 0 | 2 | 0   | 0  | 0  | 0   |
| Juan Marichal, R<br>OBP: 0.260, SLG: 0.320 (1, 1)  |           | 0-0 FC         |         | 0-3 K   |         |              | 0-0 F2 |         |   | 3  | 0 | 0 | 1   | 0  | 1  | 2   |

| Inning Stats | R: 0   | H: 1  | E: 0 | K: 1   | S: 6  | R: 2 | H: 3   | E: 0  | K: 0 | S: 6   | R: 0  | H: 1 | E: 0   | K: 0  | S: 4 | R: 0   | H: 0  | E: 0 | K: 1   | S: 6  | R: 0 | H: 0   | E: 0  | K: 0 | S: 3   | R: 0  | H: 0 | E: 0   | K: 0  | S: 3 | R: 0   | H: 0  | E: 0 | K: 0   | S: 3  | R: 0 | H: 0   | E: 0  | K: 0 | S: 3 |
|--------------|--------|-------|------|--------|-------|------|--------|-------|------|--------|-------|------|--------|-------|------|--------|-------|------|--------|-------|------|--------|-------|------|--------|-------|------|--------|-------|------|--------|-------|------|--------|-------|------|--------|-------|------|------|
|              | LOB: 1 | BB: 0 | P: 6 | LOB: 1 | BB: 0 | P: 6 | LOB: 1 | BB: 0 | P: 4 | LOB: 1 | BB: 0 | P: 6 | LOB: 1 | BB: 0 | P: 6 | LOB: 1 | BB: 0 | P: 3 | LOB: 1 | BB: 1 | P: 7 | LOB: 0 | BB: 0 | P: 3 | LOB: 0 | BB: 0 | P: 3 | LOB: 0 | BB: 0 | P: 3 | LOB: 0 | BB: 0 | P: 3 | LOB: 0 | BB: 0 | P: 3 | LOB: 0 | BB: 0 | P: 3 |      |


| PITCHER                               | IP  | WLS | BF | H | R | ER | SO | BB | IBB | HBP | BLK | WP | HR | S  | P  | ERA  | WHIP  |
|---------------------------------------|-----|-----|----|---|---|----|----|----|-----|-----|-----|----|----|----|----|------|-------|
| Bob Bruce, R<br>ERA: 6.26 (1, 1)      | 4.0 | L   | 18 | 6 | 2 | 2  | 2  | 0  | 0   | 0   | 0   | 0  | 1  | 22 | 22 | 4.50 | 1.500 |
| Claude Raymond, R<br>ERA: 1.84 (5, 1) | 4.0 |     | 13 | 0 | 0 | 0  | 0  | 1  | 0   | 1   | 0   | 0  | 0  | 11 | 16 | 0.00 | 0.250 |

**BOTTOM**

**Houston Astros @ San Francisco Giants**  
Candlestick Park, San Francisco, CA

Thu Jun 16 1966, 6:33 AM EDT  
Att: 12,087 - Unknown - 61 F

|     |    |
|-----|----|
| AB  | 29 |
| R   | 2  |
| H   | 6  |
| RBI | 2  |
| BB  | 1  |
| SO  | 2  |
| LOB | 8  |



| WP | HR | S | P | ERA  | WHIP  |
|----|----|---|---|------|-------|
| 0  | 1  | 2 | 2 | 0.00 | 0.250 |

| Batter  | 1   | 2   | 3   | 4   | 5   | 6   | 7   | 8   | 9   | AB R H RBI BB SO LOB   | TOP  |  |
|---|---|---|---|---|---|---|---|---|---|--|--|--|
| Tito Fuentes, S (1, 4)<br>OBP: 0.294, SLG: 0.348  | 0-0<br>F8   |   | 0-0<br>2B<br>1B   |   | 0-0<br>6-3  |   |   | 0-0<br>WP<br>S<br>HR<br>1B                                      |   | 4 2 2 0 0 0 0  | San Francisco Giants @ Los Angeles Dodgers<br>Dodger Stadium, Los Angeles, CA<br>Fri Jun 17 1966, 7:05 PM PDT<br>Att: 50,316 - Unknown<br><a href="http://livebaseballscorecards.com">livebaseballscorecards.com</a> |  |
| Len Gabrielson, L (1, 7)<br>OBP: 0.258, SLG: 0.287<br>Don Landrum, L (9, 7)<br>OBP: 0.247, SLG: 0.197 | 0-3<br>K  |   | 0-0<br>F8   |   |   | 0-0<br>5-3  |   | 0-0<br>F6   |   | 4 0 0 0 0 1 2<br>0 0 0 0 0 0 0   |  |  |
| Willie Mays, R (1, 8)<br>OBP: 0.346, SLG: 0.548   | 0-0<br>E8   |   | 0-0<br>1-H<br>2B  |   |   | 0-0<br>6-3  |   | 4-0<br>BB<br>BB<br>BB<br>1-3<br>HR<br>BB                        |   | 3 1 1 1 1 0 0  |  |  |
| Willie McCovey, L (1, 3)<br>OBP: 0.367, SLG: 0.567  | 0-3<br>K  |   | 0-3<br>K  |   |   | 0-0<br>6-3  |   | 0-0<br>1-H<br>3-H<br>HR   |   | 4 1 1 3 0 2 2  |  |  |
| Jim Ray Hart, R (1, 5)<br>OBP: 0.372, SLG: 0.543<br>Jim Davenport, R (9, 5)<br>OBP: 0.351, SLG: 0.410 |   | 0-0<br>1B   |   | 0-0<br>F9   |   |   | 0-0<br>6-3  | 0-0<br>6-3  |   | 4 0 1 0 0 0 0<br>0 0 0 0 0 0 0   |  |  |
| Tom Haller, L (1, 2)<br>OBP: 0.302, SLG: 0.456  |   | 0-3<br>K  |   | 0-0<br>4-3  |   |   | 0-3<br>K  |   | 0-0<br>F7   | 4 0 0 0 0 2 1  |  |  |
| Ollie Brown, R (1, 9)<br>OBP: 0.281, SLG: 0.272   |   | 0-3<br>K  |   | 0-3<br>K  |   |   | 0-0<br>1B   |   | 0-0<br>5-3  | 4 0 1 0 0 2 1  |  |  |
| Hal Lanier, R (1, 6)<br>OBP: 0.247, SLG: 0.293  |   | 0-3<br>K  |   |   | 0-0<br>4-3  |   | 0-0<br>F4   |   | 0-0<br>3B   | 4 0 1 0 0 1 2  |  |  |
| Gaylord Perry, R (1, 1)<br>OBP: 0.231, SLG: 0.269   |   |   | 0-0<br>4-3  |   | 0-0<br>F9   |   |   | 0-0<br>6-3  | 0-3<br>K  | 4 0 0 0 0 1 1  |  |  |
| <b>Inning Stats</b>   | R: 0<br>E: 1<br>K: 2<br>S: 8<br>H: 0<br>LOB: 1<br>BB: 0<br>P: 8 | R: 0<br>E: 0<br>K: 3<br>S: 10<br>H: 1<br>LOB: 1<br>BB: 0<br>P: 10 | R: 1<br>E: 0<br>K: 1<br>S: 7<br>H: 2<br>LOB: 1<br>BB: 0<br>P: 7 | R: 0<br>E: 0<br>K: 1<br>S: 5<br>H: 0<br>LOB: 0<br>BB: 0<br>P: 5 | R: 0<br>E: 0<br>K: 0<br>S: 3<br>H: 0<br>LOB: 0<br>BB: 0<br>P: 3 | R: 0<br>E: 0<br>K: 0<br>S: 3<br>H: 0<br>LOB: 0<br>BB: 0<br>P: 3 | R: 0<br>E: 0<br>K: 1<br>S: 6<br>H: 1<br>LOB: 1<br>BB: 0<br>P: 6 | R: 3<br>E: 0<br>K: 0<br>S: 5<br>H: 2<br>LOB: 0<br>BB: 1<br>P: 9 | R: 0<br>E: 0<br>K: 1<br>S: 6<br>H: 1<br>LOB: 1<br>BB: 0<br>P: 6 | 1B: 4<br>2B: 1<br>3B: 1<br>HR: 1<br>SF: 0<br>SAC: 0<br>DP: 0<br>HBP: 0 |  | WP: 1<br>PB: 0<br>SB: 1<br>CS: 0<br>PA: 36 |
| <b>PITCHER</b>  | IP WLS BF H R ER SO BB IBB HBP BLK WP HR S P ERA WHIP           |   |   |   |   |   |   |   |   |  |  |  |
| Don Sutton, R (1, 1)<br>ERA: 3.05   | 8.0 L 32 6 4 4 8 1 0 0 0 1 1 47 51 4.50 0.875                   |   |   |   |   |   |   |   |   |  |  |  |
| Ron Perranoski, L (9, 1)<br>ERA: 2.89   | 1.0 4 1 0 0 1 0 0 0 0 0 0 6 6 0.00 1.000                        |   |   |   |   |   |   |   |   |  |  |  |

| Batter   | 1         | 2          | 3                | 4          | 5                | 6                  | 7          | 8                | 9           | AB | R | H | RBI | BB | SO | LOB |
|--|-----------|------------|------------------|------------|------------------|--------------------|------------|------------------|-------------|----|---|---|-----|----|----|-----|
| Maury Wills, S<br>OBP: 0.341, SLG: 0.345 (1, 6)    | 0-0<br>1B |            | 0-0<br>CS<br>1B  |            | 0-0<br>F8        |                    |            | 0-0<br>4-3       |             | 4  | 0 | 2 | 0   | 0  | 0  | 2   |
| Wes Parker, S<br>OBP: 0.349, SLG: 0.444 (1, 3)     | 0-0<br>F8 |            | 0-0<br>CS<br>1-2 | 0-3<br>K   |                  | 0-0<br>FC5-4<br>1B |            | 0-0<br>F2        |             | 4  | 0 | 1 | 0   | 0  | 1  | 2   |
| Willie Davis, L<br>OBP: 0.299, SLG: 0.359 (1, 8)   | 0-0<br>F4 |            |                  | 0-0<br>4-3 |                  | 0-3<br>K           |            | 0-0<br>F9        |             | 4  | 0 | 0 | 0   | 0  | 1  | 3   |
| Tommy Davis, R<br>OBP: 0.310, SLG: 0.389 (1, 7)    | 0-0<br>F8 |            |                  | 0-0<br>1B  |                  | 0-3<br>K           |            |                  | 0-3<br>K    | 4  | 0 | 1 | 0   | 0  | 2  | 2   |
| Lou Johnson, R<br>OBP: 0.327, SLG: 0.449 (1, 9)    |           | 0-0<br>5-3 |                  | 0-0<br>F8  |                  | 0-0<br>FC5-4       |            |                  | 0-0<br>6-3  | 4  | 0 | 0 | 0   | 0  | 0  | 2   |
| Jim Lefebvre, S<br>OBP: 0.345, SLG: 0.507 (1, 5)   |           | 0-3<br>K   |                  |            | 0-0<br>2B        |                    | 0-3<br>K   |                  | 0-3<br>K2-3 | 4  | 1 | 1 | 0   | 0  | 3  | 0   |
| John Roseboro, L<br>OBP: 0.333, SLG: 0.410 (1, 2)  |           | 0-0<br>4-3 |                  |            | 0-0<br>4-3<br>2B |                    | 0-0<br>4-3 |                  |             | 3  | 0 | 1 | 1   | 0  | 0  | 0   |
| Nate Oliver, R<br>OBP: 0.322, SLG: 0.250 (1, 4)    |           |            | 0-0<br>6-3       |            | 0-0<br>4-3       |                    | 0-0<br>6-3 |                  |             | 3  | 0 | 0 | 0   | 0  | 0  | 1   |
| Don Sutton, R<br>OBP: 0.325, SLG: 0.375 (1, 1)     |           |            | 0-0<br>5-3       |            | 0-3<br>K         |                    |            | 0-0<br>4-3<br>2B |             | 2  | 0 | 0 | 0   | 0  | 1  | 1   |
| Jim Gilliam, S<br>OBP: 0.243, SLG: 0.218 (8, PH)   |           |            |                  |            |                  |                    |            |                  |             | 1  | 0 | 1 | 0   | 0  | 0  | 0   |
| Ron Perranoski, L<br>OBP: 0.333, SLG: 0.667 (9, 1) |           |            |                  |            |                  |                    |            |                  |             | 0  | 0 | 0 | 0   | 0  | 0  | 0   |

| Inning Stats | R: 0 | H: 1   | R: 0 | H: 0   | R: 0 | H: 1   | R: 1 | H: 2   | R: 0 | H: 1   | R: 0 | H: 0   | R: 0 | H: 1   | R: 0 | H: 0   |
|--------------|------|--------|------|--------|------|--------|------|--------|------|--------|------|--------|------|--------|------|--------|
|              | E: 0 | LOB: 1 | E: 0 | LOB: 0 | E: 0 | LOB: 0 | E: 0 | LOB: 1 | E: 0 | LOB: 1 | E: 0 | LOB: 0 | E: 0 | LOB: 1 | E: 0 | LOB: 0 |
|              | K: 0 | BB: 0  | K: 1 | BB: 0  | K: 0 | BB: 0  | K: 1 | BB: 0  | K: 2 | BB: 0  | K: 1 | BB: 0  | K: 0 | BB: 0  | K: 2 | BB: 0  |
|              | S: 4 | P: 4   | S: 5 | P: 5   | S: 3 | P: 3   | S: 7 | P: 7   | S: 8 | P: 8   | S: 5 | P: 5   | S: 4 | P: 4   | S: 7 | P: 7   |

| PITCHER                             | IP  | WLS | BF | H | R | ER | SO | BB | IBB | HBP | BLK | WP | HR | S  | P  | ERA  | WHIP  |
|-------------------------------------|-----|-----|----|---|---|----|----|----|-----|-----|-----|----|----|----|----|------|-------|
| Gaylord Perry, R<br>ERA: 2.6 (1, 1) | 9.0 | W   | 33 | 7 | 1 | 1  | 8  | 0  | 0   | 0   | 0   | 0  | 0  | 49 | 49 | 1.00 | 0.778 |

**BOTTOM**

San Francisco Giants @ Los Angeles Dodgers  
 Dodger Stadium, Los Angeles, CA  
 Fri Jun 17 1966, 7:05 PM PDT  
 Att. 50,316 - Unknown

|     |    |
|-----|----|
| AB  | 33 |
| R   | 1  |
| H   | 7  |
| RBI | 1  |
| BB  | 0  |
| SO  | 8  |
| LOB | 13 |

WP: 0 PA: 34  
 PB: 0 SB: 0  
 CS: 1



| Batter   | 1                            | 2                               | 3                            | 4                                | 5                            | 6                               | 7                            | 8                               | 9                            | AB R H RBI BB SO LOB                            | TOP   |                                 |                              |                                 |                              |                                 |                              |                                  |                                  |                                    |                                  |        |    |    |   |   |     |      |  |  |  |  |  |
|--|------------------------------|---------------------------------|------------------------------|----------------------------------|------------------------------|---------------------------------|------------------------------|---------------------------------|------------------------------|---|---|---------------------------------|------------------------------|---------------------------------|------------------------------|---------------------------------|------------------------------|----------------------------------|----------------------------------|------------------------------------|----------------------------------|--------|----|----|---|---|-----|------|--|--|--|--|--|
| Tito Fuentes, S (1, 4)<br>OBP: 0.293, SLG: 0.347<br>Hal Lanier, R (3, 4)<br>OBP: 0.243, SLG: 0.288 | 0-3<br>K                     |                                 |                              | 0-0<br>F8                        | 0-0<br>1-6-3                 |                                 |                              | 0-3<br>K                        |                              | 1 0 0 0 0 1 0<br>3 0 0 0 0 1 2                  | <p>San Francisco Giants @ Los Angeles Dodgers<br/>Dodger Stadium, Los Angeles, CA</p> <p>Sat Jun 18 1966, 7:05 PM PDT<br/>Att. 54,567 - Unknown</p> |                                 |                              |                                 |                              |                                 |                              |                                  |                                  |                                    |                                  |        |    |    |   |   |     |      |  |  |  |  |  |
| Jim Davenport, R (1, 6)<br>OBP: 0.348, SLG: 0.430  | 0-3<br>K                     |                                 |                              | 0-0<br>HR                        |                              | 0-3<br>K                        |                              | 0-0<br>4-3                      |                              | 4 1 1 1 0 2 0                                   |   |                                 |                              |                                 |                              |                                 |                              |                                  |                                  |                                    |                                  |        |    |    |   |   |     |      |  |  |  |  |  |
| Willie Mays, R (1, 8)<br>OBP: 0.344, SLG: 0.541  | 0-0<br>F7                    |                                 |                              | 0-0<br>P6                        |                              | 0-0<br>P4                       |                              | 4-0<br>1B<br>SF8<br>BB          |                              | 3 1 0 0 1 0 0                                   |   |                                 |                              |                                 |                              |                                 |                              |                                  |                                  |                                    |                                  |        |    |    |   |   |     |      |  |  |  |  |  |
| Jim Ray Hart, R (1, 5)<br>OBP: 0.374, SLG: 0.542   |                              | 0-0<br>6-3                      |                              | 0-0<br>1B                        |                              | 0-3<br>K                        |                              | 0-0<br>1B                       |                              | 4 0 2 0 0 1 0                                   |   |                                 |                              |                                 |                              |                                 |                              |                                  |                                  |                                    |                                  |        |    |    |   |   |     |      |  |  |  |  |  |
| Cap Peterson, R (1, 7)<br>OBP: 0.282, SLG: 0.254   |                              | 0-0<br>F8                       |                              | 0-0<br>P4                        |                              | 0-0<br>F9                       |                              | 0-0<br>L9                       |                              | 4 0 0 0 0 0 3                                   |   |                                 |                              |                                 |                              |                                 |                              |                                  |                                  |                                    |                                  |        |    |    |   |   |     |      |  |  |  |  |  |
| Willie McCovey, L (1, 3)<br>OBP: 0.364, SLG: 0.561   |                              | 0-3<br>K                        |                              | 4-0<br>FC6-4<br>BB               |                              | 0-0<br>1-3                      |                              | 0-0<br>SF8                      |                              | 2 0 0 1 1 1 0                                   |   |                                 |                              |                                 |                              |                                 |                              |                                  |                                  |                                    |                                  |        |    |    |   |   |     |      |  |  |  |  |  |
| Ollie Brown, R (1, 9)<br>OBP: 0.280, SLG: 0.272  |                              | 0-3<br>K                        |                              | 0-0<br>FC6-4<br>1-3<br>E<br>1-2f |                              | 0-0<br>1B                       |                              | 0-3<br>K                        |                              | 4 0 1 0 0 2 2                                   |   |                                 |                              |                                 |                              |                                 |                              |                                  |                                  |                                    |                                  |        |    |    |   |   |     |      |  |  |  |  |  |
| Dick Dietz, R (1, 2)   |                              | 0-3<br>K                        |                              | 0-0<br>E6<br>1-3<br>1-2          |                              | 0-3<br>K                        |                              |                                 |                              | 3 0 0 0 0 2 2                                   |   |                                 |                              |                                 |                              |                                 |                              |                                  |                                  |                                    |                                  |        |    |    |   |   |     |      |  |  |  |  |  |
| Ray Sadecki, L (1, 1)<br>OBP: 0.294, SLG: 0.471<br>Ozzie Virgil, R (8, PH)<br>Bill Henry, L (8, 1) |                              | 0-0<br>4-3                      |                              | 0-0<br>1-3<br>1-2<br>2-3         |                              | 0-0<br>F8                       |                              |                                 |                              | 2 0 0 0 0 0 2<br>1 0 0 0 0 0 0<br>0 0 0 0 0 0 0 |   |                                 |                              |                                 |                              |                                 |                              |                                  |                                  |                                    |                                  |        |    |    |   |   |     |      |  |  |  |  |  |
| <b>Inning Stats</b>  | R: 0<br>E: 0<br>K: 2<br>S: 7 | H: 0<br>LOB: 0<br>BB: 0<br>P: 7 | R: 0<br>E: 0<br>K: 1<br>S: 5 | H: 0<br>LOB: 0<br>BB: 0<br>P: 5  | R: 0<br>E: 0<br>K: 2<br>S: 7 | H: 0<br>LOB: 0<br>BB: 0<br>P: 7 | R: 1<br>E: 0<br>K: 0<br>S: 5 | H: 2<br>LOB: 1<br>BB: 0<br>P: 5 | R: 0<br>E: 1<br>K: 0<br>S: 4 | H: 0<br>LOB: 2<br>BB: 1<br>P: 8                 | R: 0<br>E: 0<br>K: 2<br>S: 7  | H: 0<br>LOB: 0<br>BB: 0<br>P: 7 | R: 0<br>E: 0<br>K: 1<br>S: 6 | H: 1<br>LOB: 1<br>BB: 0<br>P: 6 | R: 0<br>E: 0<br>K: 1<br>S: 5 | H: 0<br>LOB: 0<br>BB: 0<br>P: 5 | R: 1<br>E: 0<br>K: 1<br>S: 6 | H: 1<br>LOB: 1<br>BB: 1<br>P: 10 | 1B: 3<br>2B: 0<br>3B: 0<br>HR: 1 | SF: 1<br>SAC: 0<br>DP: 0<br>HBP: 0 | WP: 0<br>PB: 0<br>SB: 0<br>CS: 0 | PA: 34 |    |    |   |   |     |      |  |  |  |  |  |
| <b>PITCHER</b><br>Sandy Koufax, L (1, 1)<br>ERA: 1.57  | IP<br>9.0                    | WLS<br>W                        | BF<br>34                     | H<br>4                           | R<br>2                       | ER<br>2                         | SO<br>10                     | BB<br>2                         | IBB<br>0                     | HBP<br>0  | BLK<br>0  | WP<br>0                         | HR<br>1                      | S<br>52                         | P<br>60                      | ERA<br>2.00                     | WHIP<br>0.667                |                                  |                                  |                                    |                                  |        |    |    |   |   |     |      |  |  |  |  |  |
|  |                              |                                 |                              |                                  |                              |                                 |                              |                                 |                              |   | <b>PITCHER</b>  | IP                              | WLS                          | BF                              | H                            | R                               | ER                           | SO                               | BB                               | IBB                                | HBP                              | BLK    | WP | HR | S | P | ERA | WHIP |  |  |  |  |  |

livebaseballscorecards.com

|     |    |
|-----|----|
| AB  | 31 |
| R   | 2  |
| H   | 4  |
| RBI | 2  |
| BB  | 2  |
| SO  | 10 |
| LOB | 11 |



| Batter  | 1                     | 2                            | 3                | 4          | 5          | 6                       | 7          | 8                       | 9 | AB | R | H | RBI | BB | SO | LOB |
|---|-----------------------|------------------------------|------------------|------------|------------|-------------------------|------------|-------------------------|---|----|---|---|-----|----|----|-----|
| Maury Wills, S<br>OBP: 0.344, SLG: 0.345 (1, 6)   | 0-3<br>K              |                              | 0-0<br>CS<br>1B  |            |            | 4-0<br>CS<br>BB<br>BB   | 0-0<br>6-3 |                         |   | 3  | 0 | 1 | 0   | 1  | 1  | 1   |
| Wes Parker, S<br>OBP: 0.351, SLG: 0.440 (1, 3)    | 4-0<br>S<br>1B<br>BB  |                              | 0-0<br>P6<br>1-2 |            |            | 4-0<br>CS<br>1B<br>BB   |            | 0-3<br>K                |   | 2  | 2 | 0 | 0   | 2  | 1  | 1   |
| Willie Davis, L<br>OBP: 0.294, SLG: 0.352 (1, 8)  | 0-0<br>F8<br>1-2      |                              | 0-0<br>F3        |            |            | 0-0<br>P2<br>1-2<br>2-3 |            | 0-0<br>4-3              |   | 4  | 0 | 0 | 0   | 0  | 0  | 3   |
| Tommy Davis, R<br>OBP: 0.317, SLG: 0.393 (1, 7)   | 0-0<br>S<br>1B<br>2-H |                              |                  | 0-3<br>K   |            | 0-0<br>1B<br>2-H        |            | 0-0<br>L8               |   | 4  | 0 | 2 | 2   | 0  | 1  | 0   |
| Lou Johnson, R<br>OBP: 0.322, SLG: 0.441 (1, 9)   | 0-3<br>K<br>1-2       |                              |                  | 0-0<br>F7  |            | 0-0<br>F3               |            |                         |   | 3  | 0 | 0 | 0   | 0  | 1  | 2   |
| Jim Lefebvre, S<br>OBP: 0.349, SLG: 0.522 (1, 5)  |                       | 4-0<br>BB<br>BB              |                  | 0-0<br>4-3 |            |                         |            | 0-0<br>HR               |   | 2  | 1 | 1 | 1   | 1  | 0  | 0   |
| John Kennedy, R<br>OBP: 0.247, SLG: 0.282 (8, 5)  |                       |                              |                  |            |            |                         |            |                         |   | 0  | 0 | 0 | 0   | 0  | 0  | 0   |
| John Roseboro, L<br>OBP: 0.340, SLG: 0.415 (1, 2) |                       | 0-0<br>G6-4-3<br>1B          |                  |            | 0-0<br>3-1 |                         |            | 0-0<br>FC6<br>1B        |   | 3  | 0 | 2 | 0   | 0  | 0  | 0   |
| Nate Oliver, R<br>OBP: 0.312, SLG: 0.241 (1, 4)   |                       | 0-0<br>G6-4-3<br>1-2f<br>2-3 |                  |            | 0-0<br>5-3 |                         |            | 0-0<br>FC6<br>1-2f<br>S |   | 3  | 0 | 0 | 0   | 0  | 0  | 3   |
| Sandy Koufax, R<br>OBP: 0.082, SLG: 0.064 (1, 1)  |                       | 0-0<br>5-3                   |                  |            | 0-0<br>4-3 |                         |            | 0-0<br>5-3<br>1-2       |   | 3  | 0 | 0 | 0   | 0  | 0  | 2   |

| Inning Stats                       | R: 1 | H: 1 | E: 0 | LOB: 1 | K: 2 | S: 8 | R: 0 | H: 1 | E: 0 | LOB: 1 | K: 0 | S: 3 | R: 0 | H: 1 | E: 0 | LOB: 0 | K: 1 | S: 5  | R: 0 | H: 0 | E: 0 | LOB: 0 | K: 0 | S: 3 | R: 1 | H: 1 | E: 0 | LOB: 1 | K: 0 | S: 3    | R: 1 | H: 2 | E: 0 | LOB: 1 | K: 0 | S: 5 | R: 0 | H: 0 | E: 0 | LOB: 0 | K: 1 | S: 5 |    |   |   |     |      |  |  |  |  |  |  |
|------------------------------------|------|------|------|--------|------|------|------|------|------|--------|------|------|------|------|------|--------|------|-------|------|------|------|--------|------|------|------|------|------|--------|------|---------|------|------|------|--------|------|------|------|------|------|--------|------|------|----|---|---|-----|------|--|--|--|--|--|--|
| PITCHER                            | IP   | WLS  | BF   | H      | R    | ER   | SO   | BB   | IBB  | HBP    | BLK  | WP   | HR   | S    | P    | ERA    | WHIP |       |      |      |      |        |      |      |      |      |      |        |      | PITCHER | IP   | WLS  | BF   | H      | R    | ER   | SO   | BB   | IBB  | HBP    | BLK  | WP   | HR | S | P | ERA | WHIP |  |  |  |  |  |  |
| Ray Sadecki, L<br>ERA: 4.37 (1, 1) | 7.0  | L    | 28   | 6      | 3    | 3    | 3    | 4    | 0    | 0      | 0    | 0    | 0    | 1    | 30   | 46     | 3.86 | 1.429 |      |      |      |        |      |      |      |      |      |        |      |         |      |      |      |        |      |      |      |      |      |        |      |      |    |   |   |     |      |  |  |  |  |  |  |
| Bill Henry, L<br>ERA: 0.66 (8, 1)  | 1.0  |      | 3    | 0      | 0    | 0    | 1    | 0    | 0    | 0      | 0    | 0    | 0    | 0    | 5    | 5      | 0.00 | 0.000 |      |      |      |        |      |      |      |      |      |        |      |         |      |      |      |        |      |      |      |      |      |        |      |      |    |   |   |     |      |  |  |  |  |  |  |

**BOTTOM**

**San Francisco Giants @ Los Angeles Dodgers**  
**Dodger Stadium, Los Angeles, CA**  
 Sat Jun 18 1966, 7:05 PM PDT  
 Att. 54,567 - Unknown

[livebaseballscorecards.com](http://livebaseballscorecards.com)

|            |           |
|------------|-----------|
| <b>AB</b>  | <b>27</b> |
| <b>R</b>   | <b>3</b>  |
| <b>H</b>   | <b>6</b>  |
| <b>RBI</b> | <b>3</b>  |
| <b>BB</b>  | <b>4</b>  |
| <b>SO</b>  | <b>4</b>  |
| <b>LOB</b> | <b>12</b> |



|       |        |
|-------|--------|
| WP: 0 | PA: 31 |
| PB: 0 |        |
| SB: 3 |        |
| CS: 3 |        |

| Batter   | 1                            | 2                               | 3                            | 4                               | 5                            | 6                               | 7                            | 8                               | 9                            | AB R H RBI BB SO LOB            | TOP   |                                 |                              |                                 |                              |                                 |                              |                                 |                                  |                                    |                                  |        |  |  |  |
|--|------------------------------|---------------------------------|------------------------------|---------------------------------|------------------------------|---------------------------------|------------------------------|---------------------------------|------------------------------|---------------------------------|---|---------------------------------|------------------------------|---------------------------------|------------------------------|---------------------------------|------------------------------|---------------------------------|----------------------------------|------------------------------------|----------------------------------|--------|--|--|--|
| Hal Lanier, R<br>OBP: 0.238, SLG: 0.282 (1, 4)   | 0-0<br>4-3                   |                                 | 0-0<br>F7                    |                                 | 0-0<br>5-3                   |                                 |                              | 0-0<br>FC5-4                    |                              | 4 0 0 0 0 0 2                   | <p>San Francisco Giants @ Los Angeles Dodgers<br/>Dodger Stadium, Los Angeles, CA</p> <p>Sun Jun 19 1966, 3:33 AM PDT<br/>Att. 53,527 - Unknown</p> <p>livebaseballscorecards.com</p> |                                 |                              |                                 |                              |                                 |                              |                                 |                                  |                                    |                                  |        |  |  |  |
| Jim Davenport, R<br>OBP: 0.353, SLG: 0.432 (1, 6)  | 0-0<br>WP<br>2B<br>1B        |                                 | 0-0<br>6-3                   |                                 | 0-0<br>1B                    |                                 |                              | 0-0<br>F3                       |                              | 4 1 2 0 0 0 1                   |   |                                 |                              |                                 |                              |                                 |                              |                                 |                                  |                                    |                                  |        |  |  |  |
| Willie Mays, R<br>OBP: 0.351, SLG: 0.545 (1, 8)  | 0-0<br>1-H<br>2B             |                                 | 4-0<br>BB                    |                                 | 0-0<br>6-3                   |                                 |                              | 4-0<br>IBB                      |                              | 2 0 1 1 2 0 0                   |   |                                 |                              |                                 |                              |                                 |                              |                                 |                                  |                                    |                                  |        |  |  |  |
| Jim Ray Hart, R<br>OBP: 0.372, SLG: 0.535 (1, 5)   | 4-0<br>BB                    |                                 | 0-0<br>4-3                   |                                 | 0-3<br>K                     |                                 |                              | 0-0<br>1-3                      |                              | 3 0 0 0 1 1 3                   |   |                                 |                              |                                 |                              |                                 |                              |                                 |                                  |                                    |                                  |        |  |  |  |
| Cap Peterson, R<br>OBP: 0.280, SLG: 0.253 (1, 7)   | 0-0<br>F8                    |                                 | 0-0<br>3-6<br>1B             |                                 | 0-3<br>K                     |                                 |                              | 0-0<br>F3                       |                              | 4 0 1 0 0 1 2                   |   |                                 |                              |                                 |                              |                                 |                              |                                 |                                  |                                    |                                  |        |  |  |  |
| Willie McCovey, L<br>OBP: 0.362, SLG: 0.554 (1, 3)   | 0-0<br>F7                    |                                 | 0-0<br>1-2f                  |                                 | 0-0<br>6-3                   |                                 |                              | 0-0<br>G4-6-3<br>1B             |                              | 4 0 1 0 0 0 3                   |   |                                 |                              |                                 |                              |                                 |                              |                                 |                                  |                                    |                                  |        |  |  |  |
| Ollie Brown, R<br>OBP: 0.279, SLG: 0.271 (1, 9)  |                              | 0-0<br>G6-4-3<br>1B             | 0-0<br>F7                    |                                 | 0-0<br>6-3                   |                                 |                              | 0-0<br>G4-6-3<br>1B             |                              | 4 0 1 0 0 0 1                   |   |                                 |                              |                                 |                              |                                 |                              |                                 |                                  |                                    |                                  |        |  |  |  |
| Dick Dietz, R<br>Joe Gibbon, R<br>OBP: 0.222, SLG: 0.125 (1, 2)<br>(7, 1)                            |                              | 0-3<br>K                        | 0-0<br>4-3                   |                                 | 0-3<br>K                     |                                 |                              |                                 |                              | 3 0 0 0 0 2 1<br>0 0 0 0 0 0 0  |   |                                 |                              |                                 |                              |                                 |                              |                                 |                                  |                                    |                                  |        |  |  |  |
| Bobby Bolin, R<br>Bob Barton, R<br>OBP: 0.219, SLG: 0.179<br>OBP: 0.230, SLG: 0.214 (1, 1)<br>(7, 2) |                              | 0-0<br>G6-4-3                   | 0-0<br>5-3<br>1B             |                                 | 0-0<br>FC5-4<br>1B           |                                 |                              |                                 |                              | 2 0 1 0 0 0 1<br>1 0 1 0 0 0 0  |   |                                 |                              |                                 |                              |                                 |                              |                                 |                                  |                                    |                                  |        |  |  |  |
| Inning Stats   | R: 1<br>E: 0<br>K: 0<br>S: 5 | H: 2<br>LOB: 2<br>BB: 1<br>P: 9 | R: 0<br>E: 0<br>K: 1<br>S: 5 | H: 1<br>LOB: 0<br>BB: 0<br>P: 5 | R: 0<br>E: 0<br>K: 0<br>S: 3 | H: 0<br>LOB: 1<br>BB: 1<br>P: 7 | R: 0<br>E: 0<br>K: 0<br>S: 3 | H: 1<br>LOB: 0<br>BB: 0<br>P: 3 | R: 0<br>E: 0<br>K: 0<br>S: 4 | H: 2<br>LOB: 2<br>BB: 0<br>P: 4 | R: 0<br>E: 0<br>K: 2<br>S: 7  | H: 0<br>LOB: 0<br>BB: 0<br>P: 7 | R: 0<br>E: 0<br>K: 1<br>S: 5 | H: 0<br>LOB: 0<br>BB: 0<br>P: 5 | R: 0<br>E: 0<br>K: 0<br>S: 4 | H: 1<br>LOB: 2<br>BB: 1<br>P: 8 | R: 0<br>E: 0<br>K: 0<br>S: 3 | H: 1<br>LOB: 0<br>BB: 0<br>P: 3 | 1B: 7<br>2B: 2<br>3B: 0<br>HR: 0 | SF: 0<br>SAC: 0<br>DP: 3<br>HBP: 0 | WP: 1<br>PB: 0<br>SB: 1<br>CS: 0 | PA: 34 |  |  |  |
| PITCHER  | IP                           | WLS                             | BF                           | H                               | R                            | ER                              | SO                           | BB                              | IBB                          | HBP                             | BLK   | WP                              | HR                           | S                               | P                            | ERA                             | WHIP                         |                                 |                                  |                                    |                                  |        |  |  |  |
| Claude Osteen, L<br>ERA: 2.42 (1, 1)   | 7.1                          |                                 | 28                           | 7                               | 1                            | 1                               | 4                            | 2                               | 0                            | 0                               | 0   | 1                               | 0                            | 34                              | 42                           | 1.23                            | 1.227                        |                                 |                                  |                                    |                                  |        |  |  |  |
| Phil Regan, R<br>ERA: 1.47 (8, 1)  | 0.2                          | W                               | 3                            | 0                               | 0                            | 0                               | 0                            | 0                               | 1                            | 0                               | 0   | 0                               | 0                            | 2                               | 6                            | 0.00                            | 0.000                        |                                 |                                  |                                    |                                  |        |  |  |  |
| Ron Perranoski, L<br>ERA: 2.79 (9, 1)  | 1.0                          | S                               | 3                            | 1                               | 0                            | 0                               | 0                            | 0                               | 0                            | 0                               | 0   | 0                               | 0                            | 3                               | 3                            | 0.00                            | 1.000                        |                                 |                                  |                                    |                                  |        |  |  |  |





| Batter   | 1                          | 2                       | 3           | 4                       | 5            | 6                          | 7                                      | 8                  | 9 | AB | R | H | RBI | BB | SO | LOB |
|--|----------------------------|-------------------------|-------------|-------------------------|--------------|----------------------------|--|--------------------|---|----|---|---|-----|----|----|-----|
| Maury Wills, S<br>OBP: 0.347, SLG: 0.346<br>(1, 6)   | 4-0<br>FC3-6<br>BB         |                         |             | x 0-0<br>1B SH1-4<br>1B |              | s 0-3<br>K                 |  | x 0-0<br>SH5-4     |   | 2  | 0 | 1 | 0   | 1  | 1  | 0   |
| Wes Parker, S<br>OBP: 0.351, SLG: 0.439<br>(1, 3)  | 0-0<br>FC3-6<br>L3<br>1-2f |                         |             | x 0-0<br>SH1-4          |              | x 0-0<br>E4<br>1B          |  | x 0-0<br>F9        |   | 3  | 0 | 1 | 0   | 0  | 0  | 3   |
| Willie Davis, L<br>OBP: 0.297, SLG: 0.355<br>(1, 8)  | 0-0<br>L3<br>1-2           |                         |             | x 0-0<br>FC6-4<br>1B    |              | x 0-0<br>4-3               |  | x 0-0<br>2-H<br>1B |   | 4  | 0 | 2 | 1   | 0  | 0  | 2   |
| Tommy Davis, R<br>OBP: 0.315, SLG: 0.388<br>(1, 7)   |                            | x 0-0<br>G5-4-3<br>1B   |             | x 0-0<br>F8             |              | x 0-0<br>F4                |  | x 0-0<br>F7        |   | 4  | 0 | 1 | 0   | 0  | 0  | 3   |
| Lou Johnson, R<br>OBP: 0.322, SLG: 0.440<br>(1, 9)   |                            | x 0-0<br>G5-4-3<br>1-2f |             | x 0-0<br>FC6-4<br>1-2f  |              | x 0-0<br>1B<br>FC5-4<br>1B |  |                    |   | 3  | 1 | 1 | 0   | 0  | 0  | 3   |
| Jim Lefebvre, S<br>OBP: 0.349, SLG: 0.519<br>John Kennedy, R<br>OBP: 0.247, SLG: 0.282<br>(1, 5)<br>(9, 5)   |                            | 0-3<br>K                |             | x 0-0<br>G3             |              | x 0-0<br>FC5-4<br>1B       |  |                    |   | 3  | 0 | 1 | 0   | 0  | 1  | 0   |
| John Roseboro, L<br>OBP: 0.335, SLG: 0.410<br>Al Ferrara, R<br>OBP: 0.354, SLG: 0.511<br>Jeff Torborg, R<br>OBP: 0.293, SLG: 0.293<br>(1, 2)<br>(7, PH)<br>(8, 2)  |                            |                         | x 0-0<br>F5 |                         | x 0-0<br>6-3 |                            | x 0-0<br>FC5-4<br>FC6-4<br>1-2f<br>3-H |                    |   | 2  | 0 | 0 | 0   | 0  | 0  | 0   |
| Nate Oliver, R<br>OBP: 0.302, SLG: 0.233<br>(1, 4)   |                            |                         | s 0-3<br>K  |                         | x 0-0<br>3-1 |                            | x 0-0<br>FC6-4<br>1-2f                 |                    |   | 3  | 0 | 0 | 0   | 0  | 1  | 1   |
| Claude Osteen, L<br>OBP: 0.231, SLG: 0.351<br>Phil Regan, R<br>OBP: 0.071, SLG: 0.071<br>Don Drysdale, R<br>OBP: 0.268, SLG: 0.342<br>Bart Shirley, R<br>OBP: 0.200, SLG: 0.200<br>Ron Perranoski, L<br>OBP: 0.333, SLG: 0.667<br>(1, 1)<br>(8, 1)<br>(8, PH)<br>(8, PR)<br>(9, 1) |                            |                         | s 0-3<br>K  |                         | x 0-0<br>F9  |                            | x 0-0<br>SH5-4<br>1B<br>1B             |                    |   | 2  | 0 | 0 | 0   | 0  | 1  | 0   |

| Inning Stats | R: 0<br>E: 0<br>K: 0<br>S: 2     | H: 0<br>LOB: 0<br>BB: 1<br>P: 6    | R: 0<br>E: 0<br>K: 1<br>S: 5     | H: 1<br>LOB: 0<br>BB: 0<br>P: 5 | R: 0<br>E: 0<br>K: 2<br>S: 7 | H: 0<br>LOB: 0<br>BB: 0<br>P: 7 | R: 0<br>E: 0<br>K: 0<br>S: 5 | H: 2<br>LOB: 2<br>BB: 0<br>P: 5 | R: 0<br>E: 0<br>K: 0<br>S: 3 | H: 0<br>LOB: 0<br>BB: 0<br>P: 3 | R: 0<br>E: 1<br>K: 1<br>S: 6 | H: 1<br>LOB: 1<br>BB: 0<br>P: 6 | R: 1<br>E: 0<br>K: 0<br>S: 5 | H: 2<br>LOB: 1<br>BB: 0<br>P: 5 | R: 1<br>E: 0<br>K: 0<br>S: 5 | H: 2<br>LOB: 1<br>BB: 0<br>P: 5 |
|--------------|----------------------------------|------------------------------------|----------------------------------|---------------------------------|------------------------------|---------------------------------|------------------------------|---------------------------------|------------------------------|---------------------------------|------------------------------|---------------------------------|------------------------------|---------------------------------|------------------------------|---------------------------------|
|              | 1B: 8<br>2B: 1<br>3B: 0<br>HR: 0 | SF: 0<br>SAC: 2<br>DP: 2<br>HBP: 0 | WP: 0<br>PB: 0<br>SB: 0<br>CS: 0 | WP: 0<br>PA: 31                 |                              |                                 |                              |                                 |                              |                                 |                              |                                 |                              |                                 |                              |                                 |

| PITCHER                               | IP  | WLS | BF | H | R | ER | SO | BB | IBB | HBP | BLK | WP | HR | S  | P  | ERA  | WHIP  |
|---------------------------------------|-----|-----|----|---|---|----|----|----|-----|-----|-----|----|----|----|----|------|-------|
| Bobby Bolin, R<br>ERA: 3.01<br>(1, 1) | 6.1 |     | 24 | 6 | 1 | 1  | 4  | 1  | 0   | 0   | 0   | 0  | 0  | 31 | 35 | 1.42 | 1.105 |
| Joe Gibbon, L<br>ERA: 2.25<br>(7, 1)  | 1.2 | L   | 7  | 2 | 1 | 1  | 0  | 0  | 0   | 0   | 0   | 0  | 0  | 7  | 7  | 5.40 | 1.200 |


**BOTTOM**

**San Francisco Giants @ Los Angeles Dodgers**  
**Dodger Stadium, Los Angeles, CA**

Sun Jun 19 1966, 3:33 AM PDT  
Att. 53,527 - Unknown

|            |           |
|------------|-----------|
| <b>AB</b>  | <b>28</b> |
| <b>R</b>   | <b>2</b>  |
| <b>H</b>   | <b>8</b>  |
| <b>RBI</b> | <b>2</b>  |
| <b>BB</b>  | <b>1</b>  |
| <b>SO</b>  | <b>4</b>  |
| <b>LOB</b> | <b>13</b> |

[livebaseballscorecards.com](http://livebaseballscorecards.com)

| Batter   | 1   | 2                               | 3                            | 4                               | 5                            | 6                                | 7                            | 8                                | 9                            | AB R H RBI BB SO LOB             | TOP   |                                 |                              |                                 |                                  |                                    |                                  |        |
|--|---|---------------------------------|------------------------------|---------------------------------|------------------------------|----------------------------------|------------------------------|----------------------------------|------------------------------|----------------------------------|---|---------------------------------|------------------------------|---------------------------------|----------------------------------|------------------------------------|----------------------------------|--------|
| Jim Davenport, R (1, 6)<br>OBP: 0.347, SLG: 0.442  | 0-0<br>2B<br>3B                                       |                                 | 0-0<br>5-3                   |                                 | 0-0<br>F8                    |                                  | 0-3<br>K                     |                                  | 0-0<br>SF9                   | 4 1 1 1 0 1 2                    |   |                                 |                              |                                 |                                  |                                    |                                  |        |
| Tom Haller, L (1, 2)<br>OBP: 0.305, SLG: 0.471     | 0-3<br>K  |                                 | 0-3<br>K                     |                                 | 0-0<br>F8                    |                                  | 0-0<br>1B                    |                                  | 0-0<br>HR                    | 5 1 2 3 0 2 1                    |   |                                 |                              |                                 |                                  |                                    |                                  |        |
| Willie Mays, R (1, 8)<br>OBP: 0.352, SLG: 0.544    | 0-0<br>1B<br>2B                                       |                                 | 0-0<br>F7                    |                                 | 4-0<br>FC4-6<br>BB           |                                  | 0-3<br>K                     |                                  | 0-0<br>F9                    | 4 0 1 1 1 1 1                    |   |                                 |                              |                                 |                                  |                                    |                                  |        |
| Willie McCovey, L (1, 3)<br>OBP: 0.368, SLG: 0.551 | 0-0<br>HR<br>1B                                       |                                 |                              | 4-0<br>WP<br>BB                 |                              | 0-0<br>FC4-6<br>BB               |                              | 4-0<br>G6-4-3<br>BB              | 0-0<br>F4                    | 3 1 1 0 2 0 1                    |   |                                 |                              |                                 |                                  |                                    |                                  |        |
| Jim Ray Hart, R (1, 5)<br>OBP: 0.374, SLG: 0.545   | 0-0<br>HR   |                                 |                              | 0-0<br>F9                       |                              | 4-0<br>G6-4-3<br>BB              |                              | 0-0<br>G6-4-3                    |                              | 3 1 1 2 1 0 2                    |   |                                 |                              |                                 |                                  |                                    |                                  |        |
| Cap Peterson, R (1, 7)<br>OBP: 0.279, SLG: 0.244   | 0-0<br>F9   |                                 |                              | 4-0<br>BB                       |                              | 0-0<br>G6-4-3                    |                              | 0-0<br>6-3                       |                              | 3 0 0 0 1 0 2                    |   |                                 |                              |                                 |                                  |                                    |                                  |        |
| Don Landrum, L (8, 7)<br>OBP: 0.247, SLG: 0.197    |   |                                 |                              | 1-2<br>BB                       |                              | 1-2f                             |                              |                                  |                              | 0 0 0 0 0 0 0                    |   |                                 |                              |                                 |                                  |                                    |                                  |        |
| Ollie Brown, R (1, 9)<br>OBP: 0.284, SLG: 0.277    |   | 0-3<br>K                        |                              | 0-3<br>K                        |                              | 4-0<br>1B<br>BB                  |                              |                                  | 0-0<br>E<br>1B<br>2B         | 3 2 1 0 1 2 2                    | AB 33<br>R 9<br>H 10<br>RBI 9<br>BB 6<br>SO 7<br>LOB 14                               |                                 |                              |                                 |                                  |                                    |                                  |        |
| Hal Lanier, R (1, 4)<br>OBP: 0.238, SLG: 0.281     |   | 0-0<br>6-3                      |                              | 0-0<br>F8                       |                              | 0-0<br>1B<br>1B                  |                              |                                  | 0-0<br>FC6<br>1B<br>SF9      | 4 2 1 0 0 0 3                    |   |                                 |                              |                                 |                                  |                                    |                                  |        |
| Juan Marichal, R (1, 1)<br>OBP: 0.278, SLG: 0.333  |   | 0-3<br>K                        |                              | 0-0<br>5-3                      |                              | 0-0<br>1B<br>1B                  |                              |                                  | 0-0<br>HR<br>1B              | 4 1 2 2 0 1 0                    |  |                                 |                              |                                 |                                  |                                    |                                  |        |
| Inning Stats                                       | R: 3<br>E: 0<br>K: 1<br>S: 8                          | H: 4<br>LOB: 0<br>BB: 0<br>P: 8 | R: 0<br>E: 0<br>K: 2<br>S: 7 | H: 0<br>LOB: 0<br>BB: 0<br>P: 7 | R: 0<br>E: 0<br>K: 1<br>S: 5 | H: 0<br>LOB: 2<br>BB: 2<br>P: 13 | R: 0<br>E: 0<br>K: 0<br>S: 3 | H: 0<br>LOB: 1<br>BB: 2<br>P: 10 | R: 2<br>E: 0<br>K: 2<br>S: 9 | H: 3<br>LOB: 1<br>BB: 1<br>P: 13 | R: 0<br>E: 0<br>K: 0<br>S: 2  | H: 0<br>LOB: 0<br>BB: 1<br>P: 6 | R: 4<br>E: 1<br>K: 0<br>S: 7 | H: 3<br>LOB: 0<br>BB: 0<br>P: 7 | 1B: 5<br>2B: 2<br>3B: 1<br>HR: 2 | SF: 1<br>SAC: 0<br>DP: 2<br>HBP: 0 | WP: 1<br>PB: 0<br>SB: 0<br>CS: 0 | PA: 40 |
| PITCHER  | IP WLS BF H R ER SO BB IBB HBP BLK WP HR S P ERA WHIP |                                 |                              |                                 |                              |                                  |                              |                                  |                              |                                  |   |                                 |                              |                                 |                                  |                                    |                                  |        |
| Bill Hands, R (1, 1)<br>ERA: 3.74                  | 6.0 L 27 6 5 5 5 5 0 0 0 0 1 1 32 52 7.50 1.833       |                                 |                              |                                 |                              |                                  |                              |                                  |                              |                                  |   |                                 |                              |                                 |                                  |                                    |                                  |        |
| Fergie Jenkins, R (7, 1)<br>ERA: 4.48              | 1.0 3 1 0 0 2 0 0 0 0 0 0 0 7 7 0.00 1.000            |                                 |                              |                                 |                              |                                  |                              |                                  |                              |                                  |   |                                 |                              |                                 |                                  |                                    |                                  |        |
| Dick Ellsworth, L (8, 1)<br>ERA: 3.14              | 1.1 8 3 4 3 0 1 0 0 0 0 1 7 11 20.25 3.000            |                                 |                              |                                 |                              |                                  |                              |                                  |                              |                                  |   |                                 |                              |                                 |                                  |                                    |                                  |        |
| Chuck Estrada, R (9, 1)<br>ERA: 6.75               | 0.2 2 0 0 0 0 0 0 0 0 0 0 0 2 2 0.00 0.000            |                                 |                              |                                 |                              |                                  |                              |                                  |                              |                                  |   |                                 |                              |                                 |                                  |                                    |                                  |        |

San Francisco Giants @ Chicago Cubs  
Wrigley Field, Chicago, IL  
Tue Jun 21 1966, 3:33 AM CDT  
Att: 11,483 - Unknown

livebaseballscorecards.com

| Batter  | 1       | 2                 | 3      | 4               | 5       | 6                  | 7                 | 8                 | 9      | AB | R | H | RBI | BB | SO | LOB |
|---|---------|-------------------|--------|-----------------|---------|--------------------|-------------------|-------------------|--------|----|---|---|-----|----|----|-----|
| Don Kessinger, S (1, 6)<br>OBP: 0.255, SLG: 0.249<br>George Altman, L (9, PH)<br>OBP: 0.250, SLG: 0.387   | 0-0 F7  |                   |        | 0-0 4-3         | 0-0 F7  |                    |                   | 0-0 4-3           | 0-0 F9 | 4  | 0 | 0 | 0   | 0  | 0  | 0   |
| Glenn Beckert, R (1, 4)<br>OBP: 0.304, SLG: 0.339   | 0-0 6-3 |                   |        | 0-0 E8<br>3B    |         | 0-0 4-3            |                   | 0-0 6-3           |        | 4  | 1 | 1 | 0   | 0  | 0  | 0   |
| Billy Williams, L (1, 9)<br>OBP: 0.314, SLG: 0.396  | 0-0 4-3 |                   |        | 0-0 14 HR<br>1B |         | 0-0 14 FC6-4<br>1B |                   | 0-0 1B            |        | 4  | 1 | 3 | 0   | 0  | 0  | 0   |
| Ron Santo, R (1, 5)<br>OBP: 0.405, SLG: 0.565<br>Joey Amalfitano, R (7, 5)<br>OBP: 0.172, SLG: 0.125<br>Jimmy Stewart, S (8, PH)<br>(9, 5)<br>OBP: 0.189, SLG: 0.204  |         | 0-0 14 L4-3<br>1B |        | 0-0 F6          |         | 0-0 F4             |                   | 0-0 1-3           |        | 3  | 0 | 1 | 0   | 0  | 0  | 2   |
| 14 Ernie Banks, R (1, 3)<br>OBP: 0.279, SLG: 0.368  |         | 0-0 L4-3<br>1-2   |        | 0-0 HR<br>1-H   |         | 0-0 FC6-4<br>1-2f  |                   | 0-0 2B HR<br>1B   |        | 4  | 2 | 2 | 2   | 0  | 0  | 2   |
| John Boccabella, R (1, 7)<br>OBP: 0.225, SLG: 0.410   |         | 0-3 K             |        | 0-0 5-3         |         | 0-3 K              |                   | 0-0 1-3 HR<br>2B  |        | 4  | 1 | 1 | 0   | 0  | 2  | 0   |
| Byron Browne, R (1, 8)<br>OBP: 0.324, SLG: 0.487  |         |                   | 0-0 F7 |                 | 0-0 5-3 |                    | 4-0 FC6-4<br>BB   | 0-0 2-H<br>3-H HR |        | 3  | 1 | 1 | 3   | 1  | 0  | 0   |
| Randy Hundley, R (1, 2)<br>OBP: 0.279, SLG: 0.410   |         |                   | 0-0 F4 |                 | 0-0 HR  |                    | 0-0 FC6-4<br>1-2f | 0-0 6-3           |        | 4  | 1 | 1 | 1   | 0  | 0  | 1   |
| Bill Hands, R (1, 1)<br>OBP: 0.190, SLG: 0.091<br>Fergie Jenkins, R (7, 1)<br>OBP: 0.368, SLG: 0.500<br>Lee Thomas, L (7, PH)<br>OBP: 0.276, SLG: 0.333<br>Dick Ellsworth, L (8, 1)<br>OBP: 0.176, SLG: 0.152<br>Chuck Estrada, R (9, 1)<br>Marty Keough, L (9, PH)<br>OBP: 0.160, SLG: 0.087 |         |                   | 0-3 K  |                 | 0-0 F7  |                    | 0-0 4-3           | 0-0 4-3           |        | 2  | 0 | 0 | 0   | 0  | 1  | 0   |

| Inning Stats | R: 0 | H: 0 | E: 0 | K: 0 | S: 3 | P: 3 | R: 0 | H: 1 | E: 0 | K: 1 | S: 5 | R: 0 | H: 0 | E: 0 | K: 1 | S: 5 | R: 3 | H: 3 | E: 1 | K: 0 | S: 6 | R: 1 | H: 1 | E: 0 | K: 0 | S: 4 | R: 0 | H: 1 | E: 0 | K: 0 | S: 4 | R: 0 | H: 0 | E: 0 | K: 1 | S: 5 | R: 0 | H: 1 | E: 0 | K: 0 | S: 4 | R: 0 | H: 1 | E: 0 | K: 0 | S: 4 | R: 3 | H: 3 | E: 0 | K: 0 | S: 6 | R: 0 | H: 0 | E: 0 | K: 0 | S: 6 | R: 0 | H: 3 | E: 0 | K: 0 | S: 6 | 1B: 5 | SF: 0 | 2B: 2 | SAC: 0 | 3B: 1 | DP: 1 | HR: 3 | HBP: 0 | WP: 0 | PA: 37 |
|--------------|------|------|------|------|------|------|------|------|------|------|------|------|------|------|------|------|------|------|------|------|------|------|------|------|------|------|------|------|------|------|------|------|------|------|------|------|------|------|------|------|------|------|------|------|------|------|------|------|------|------|------|------|------|------|------|------|------|------|------|------|------|-------|-------|-------|--------|-------|-------|-------|--------|-------|--------|
|--------------|------|------|------|------|------|------|------|------|------|------|------|------|------|------|------|------|------|------|------|------|------|------|------|------|------|------|------|------|------|------|------|------|------|------|------|------|------|------|------|------|------|------|------|------|------|------|------|------|------|------|------|------|------|------|------|------|------|------|------|------|------|-------|-------|-------|--------|-------|-------|-------|--------|-------|--------|

| PITCHER                              | IP  | WLS | BF | H  | R | ER | SO | BB | IBB | HBP | BLK | WP | HR | S  | P  | ERA  | WHIP  |
|--------------------------------------|-----|-----|----|----|---|----|----|----|-----|-----|-----|----|----|----|----|------|-------|
| Juan Marichal, R (1, 1)<br>ERA: 1.96 | 9.0 | W   | 37 | 10 | 7 | 7  | 3  | 1  | 0   | 0   | 0   | 0  | 3  | 42 | 46 | 7.00 | 1.222 |


**BOTTOM**

**San Francisco Giants @ Chicago Cubs**

Wrigley Field, Chicago, IL

Tue Jun 21 1966, 3:33 AM CDT  
Att. 11,483 - Unknown

|            |           |
|------------|-----------|
| <b>AB</b>  | <b>36</b> |
| <b>R</b>   | <b>7</b>  |
| <b>H</b>   | <b>10</b> |
| <b>RBI</b> | <b>6</b>  |
| <b>BB</b>  | <b>1</b>  |
| <b>SO</b>  | <b>3</b>  |
| <b>LOB</b> | <b>7</b>  |



| Batter   | 1  | 2   | 3   | 4   | 5   | 6   | 7   | 8   | 9   | AB R H RBI BB SO LOB                                       | TOP   |
|--|--|---|---|---|---|---|---|---|---|--|---|
| <b>Jim Davenport, R</b> (1, 6)<br><small>OBP: 0.342, SLG: 0.429</small>  | 4-0<br>  |   |   | 0-0<br>   | 0-0<br>   |   | 0-3<br>   |   | 0-0<br>   | 4 0 0 0 1 1 4  | <b>San Francisco Giants @ Chicago Cubs</b><br>Wrigley Field, Chicago, IL<br>Wed Jun 22 1966, 3:33 AM CDT<br>Unknown |
| <b>Tom Haller, L</b> (1, 2)<br><small>OBP: 0.299, SLG: 0.461</small>   | 0-0<br>  |   |   | 0-0<br>   | 0-3<br>   |   |   | 0-0<br>   | 4 0 0 0 0 1 3                                       |  |   |
| <b>Willie Mays, R</b> (1, 8)<br><small>OBP: 0.354, SLG: 0.546</small>  | 0-0<br>  |   |   | 0-0<br>   |   | 0-0<br>   |   | 4-0<br>   | 3 0 1 0 1 0 0                                       |  |   |
| <b>Willie McCovey, L</b> (1, 3)<br><small>OBP: 0.366, SLG: 0.543</small>   |  | 0-0<br>   |   |   | 4-0<br>   | 0-0<br>   |   | 0-3<br>   | 3 1 0 0 1 1 2                                       |  |   |
| <b>Jim Ray Hart, R</b> (1, 5)<br><small>OBP: 0.375, SLG: 0.547</small>   |  | 0-0<br>   |   |   | 0-0<br>   | 4-0<br>   |   | 0-0<br>   | 3 1 1 0 1 0 1                                       |  |   |
| <b>Cap Peterson, R</b> (1, 7)<br><small>OBP: 0.281, SLG: 0.247</small><br><b>Don Landrum, L</b> (6, 7)<br><small>OBP: 0.257, SLG: 0.224</small>  |  | 0-3<br>   |   |   | 0-0<br>   | 0-0<br>   |   | 0-0<br>   | 3 1 1 1 0 1 2                                       |  |   |
| <b>Ollie Brown, R</b> (1, 9)<br><small>OBP: 0.283, SLG: 0.277</small>  |  |   | 0-0<br>   |   | 0-0<br>   | 0-0<br>   |   | 0-0<br>   | 4 0 1 0 0 0 3                                       |  |   |
| <b>Hal Lanier, R</b> (1, 4)<br><small>OBP: 0.244, SLG: 0.282</small>   |  |   | 0-3<br>   |   | 0-0<br>   |   | 0-0<br>   | 4-0<br>   | 3 0 1 1 1 1 0                                       |  |   |
| <b>Gaylord Perry, R</b> (1, 1)<br><small>OBP: 0.214, SLG: 0.250</small><br><b>Don Mason, L</b> (7, PH)<br><small>OBP: 0.071, SLG: 0.071</small><br><b>Frank Linzy, R</b> (7, 1)<br><small>OBP: 0.200, SLG: 0.400</small> |  |   | 0-0<br>   |   | 0-3<br>   |   | 0-0<br>   | 0-0<br>   | 2 0 0 0 0 1 2                                       |  |   |
| <b>Inning Stats</b>  | R: 0 H: 0<br>E: 0 LOB: 0<br>K: 0 BB: 1<br>S: 2 P: 6  | R: 0 H: 0<br>E: 0 LOB: 0<br>K: 1 BB: 0<br>S: 5 P: 5 | R: 0 H: 0<br>E: 0 LOB: 0<br>K: 1 BB: 0<br>S: 5 P: 5 | R: 0 H: 0<br>E: 0 LOB: 0<br>K: 0 BB: 0<br>S: 3 P: 3 | R: 3 H: 4<br>E: 1 LOB: 2<br>K: 2 BB: 1<br>S: 11 P: 15 | R: 0 H: 1<br>E: 0 LOB: 2<br>K: 0 BB: 1<br>S: 4 P: 8 | R: 0 H: 0<br>E: 0 LOB: 0<br>K: 1 BB: 0<br>S: 5 P: 5 | R: 0 H: 0<br>E: 0 LOB: 1<br>K: 1 BB: 1<br>S: 5 P: 9 | R: 0 H: 1<br>E: 1 LOB: 2<br>K: 0 BB: 1<br>S: 4 P: 8 | 1B: 3 SF: 0<br>2B: 3 SAC: 0<br>3B: 0 DP: 1<br>HR: 0 HBP: 0 | WP: 0 PA: 37<br>PB: 0<br>SB: 0<br>CS: 0   |
| <b>PITCHER</b><br><b>Cal Koonce, R</b> (1, 1)<br><small>ERA: 6.41</small><br><b>Fergie Jenkins, R</b> (5, 1)<br><small>ERA: 4.28</small><br><b>Don Lee, R</b> (8, 1)<br><small>ERA: 2.25</small>                         | IP WLS BF H R ER SO BB IBB HBP BLK WP HR S P ERA WHIP<br>4.0 L 17 4 3 2 2 2 0 0 0 0 0 0 19 27 4.50 1.500 |   |   |   |   |   |   |   |   |  |   |

livebaseballscores.com

|            |           |
|------------|-----------|
| <b>AB</b>  | <b>32</b> |
| <b>R</b>   | <b>3</b>  |
| <b>H</b>   | <b>6</b>  |
| <b>RBI</b> | <b>2</b>  |
| <b>BB</b>  | <b>5</b>  |
| <b>SO</b>  | <b>6</b>  |
| <b>LOB</b> | <b>19</b> |



| Batter  | 1          | 2            | 3         | 4            | 5         | 6            | 7          | 8          | 9          | AB | R | H | RBI | BB | SO | LOB |
|---|------------|--------------|-----------|--------------|-----------|--------------|------------|------------|------------|----|---|---|-----|----|----|-----|
| <b>Adolfo Phillips, R</b> (1, 8)<br>OBP: 0.354, SLG: 0.469  | 0-0<br>F8  |              | 0-3<br>K  |              | 0-0<br>G3 |              |            | 0-0<br>6-3 |            | 4  | 0 | 0 | 0   | 0  | 1  | 1   |
| <b>Glenn Beckert, R</b> (1, 4)<br>OBP: 0.307, SLG: 0.346  | 0-0<br>6-3 |              | 0-0<br>2B |              |           | 0-0<br>F8    |            | 0-0<br>1B  |            | 4  | 0 | 2 | 1   | 0  | 0  | 0   |
| <b>Billy Williams, L</b> (1, 9)<br>OBP: 0.316, SLG: 0.409   | 0-3<br>K   |              |           | 0-0<br>HR    |           | 0-0<br>1B    |            | 0-0<br>F7  |            | 4  | 1 | 2 | 1   | 0  | 1  | 1   |
| <b>Ron Santo, R</b> (1, 5)<br>OBP: 0.407, SLG: 0.562  |            | 0-0<br>1B    |           | 4-0<br>BB    |           | 0-0<br>F9    |            | 0-3<br>K   |            | 3  | 0 | 1 | 0   | 1  | 1  | 2   |
| <b>14 Ernie Banks, R</b> (1, 3)<br>OBP: 0.279, SLG: 0.365   |            | 0-0<br>1B    |           | 0-0<br>BB    |           | 0-0<br>FC6-4 |            |            | 0-0<br>F8  | 4  | 0 | 1 | 0   | 0  | 0  | 2   |
| <b>Byron Browne, R</b> (1, 7)<br>OBP: 0.325, SLG: 0.487<br><b>John Boccabella, R</b> (7, PH)<br>OBP: 0.214, SLG: 0.390<br>(8, 7)  |            | 0-3<br>K     |           | 0-0<br>1B    |           | 0-0<br>FC6-4 |            |            | 0-0<br>F3  | 2  | 0 | 1 | 0   | 0  | 1  | 2   |
| <b>Randy Hundley, R</b> (1, 2)<br>OBP: 0.274, SLG: 0.402  |            | 0-0<br>1B    |           | 0-3<br>1B    |           |              | 0-0<br>6-3 |            | 0-0<br>F3  | 2  | 0 | 0 | 0   | 0  | 0  | 0   |
| <b>Don Kessinger, S</b> (1, 6)<br>OBP: 0.262, SLG: 0.255  |            | 0-0<br>1B    |           | 0-3<br>K     |           |              | 0-0<br>F6  |            | 0-0<br>6-3 | 4  | 0 | 0 | 0   | 0  | 1  | 3   |
| <b>Cal Koonce, R</b> (1, 1)<br><b>Fergie Jenkins, R</b> (5, 1)<br>OBP: 0.350, SLG: 0.474<br><b>George Altman, L</b> (7, PH)<br>OBP: 0.247, SLG: 0.382<br><b>Don Lee, R</b> (8, 1)<br>OBP: 1.000, SLG: 1.000 |            | 0-0<br>1B    |           | 0-0<br>SH3-4 |           | 0-0<br>4-3   |            | 0-0<br>1B  |            | 3  | 1 | 2 | 0   | 0  | 0  | 0   |
|   |            | 0-0<br>SH3-4 |           | 0-0<br>2B    |           | 0-3<br>K     |            | 0-0<br>4-3 |            | 0  | 0 | 0 | 0   | 0  | 0  | 0   |
|   |            | 0-0<br>1B    |           | 0-0<br>1B    |           |              |            |            |            | 1  | 0 | 0 | 0   | 0  | 1  | 0   |
|   |            | 0-0<br>1B    |           | 0-0<br>1B    |           |              |            |            |            | 1  | 0 | 0 | 0   | 0  | 0  | 1   |
|   |            | 0-0<br>1B    |           | 0-0<br>1B    |           |              |            |            |            | 0  | 0 | 0 | 0   | 0  | 0  | 0   |

| Inning Stats | R: 0 | H: 0 | E: 0 | K: 1 | S: 5 | R: 0 | H: 2 | E: 0 | K: 1 | S: 6 | R: 1 | H: 2 | E: 0 | K: 1 | S: 6 | R: 1 | H: 2 | E: 0 | K: 1 | S: 6 | R: 0 | H: 0 | E: 0 | K: 1 | S: 5 | R: 0 | H: 1 | E: 0 | K: 0 | S: 4 | R: 0 | H: 1 | E: 0 | K: 0 | S: 4 | R: 0 | H: 1 | E: 0 | K: 1 | S: 6 | R: 0 | H: 0 | E: 0 | K: 0 | S: 3 |
|--------------|------|------|------|------|------|------|------|------|------|------|------|------|------|------|------|------|------|------|------|------|------|------|------|------|------|------|------|------|------|------|------|------|------|------|------|------|------|------|------|------|------|------|------|------|------|
|              | 0    | 0    | 0    | 1    | 5    | 0    | 2    | 0    | 1    | 6    | 1    | 2    | 0    | 1    | 6    | 1    | 2    | 0    | 1    | 10   | 0    | 0    | 0    | 0    | 0    | 5    | 0    | 1    | 0    | 4    | 0    | 1    | 0    | 4    | 0    | 1    | 0    | 6    | 0    | 0    | 0    | 3    |      |      |      |

| PITCHER                                     | IP  | WLS | BF | H | R | ER | SO | BB | IBB | HBP | BLK | WP | HR | S  | P  | ERA  | WHIP  |
|---|-----|-----|----|---|---|----|----|----|-----|-----|-----|----|----|----|----|------|-------|
| <b>Gaylord Perry, R</b> (1, 1)<br>ERA: 2.63 | 6.0 | W   | 23 | 7 | 2 | 2  | 5  | 1  | 0   | 0   | 0   | 0  | 1  | 32 | 36 | 3.00 | 1.333 |
| <b>Frank Linzy, R</b> (7, 1)<br>ERA: 2.87   | 3.0 | S   | 11 | 2 | 0 | 0  | 1  | 0  | 0   | 0   | 0   | 0  | 0  | 13 | 13 | 0.00 | 0.667 |

**BOTTOM**

**San Francisco Giants @ Chicago Cubs**  
Wrigley Field, Chicago, IL  
Wed Jun 22 1966, 3:33 AM CDT  
Unknown

|            |           |
|------------|-----------|
| <b>AB</b>  | <b>32</b> |
| <b>R</b>   | <b>2</b>  |
| <b>H</b>   | <b>9</b>  |
| <b>RBI</b> | <b>2</b>  |
| <b>BB</b>  | <b>1</b>  |
| <b>SO</b>  | <b>6</b>  |
| <b>LOB</b> | <b>12</b> |



| WP | PA | ERA | WHIP |
|----|----|-----|------|
| 0  | 34 |     |      |

| Batter   | 1   | 2   | 3  | 4   | 5   | 6   | 7   | 8   | 9   | AB R H RBI BB SO LOB                                       | TOP                                     |  |
|--|---|---|--|---|---|---|---|---|---|--|---|--|
| Don Landrum, L (1, 9)<br>OBP: 0.253, SLG: 0.236  | 0-0<br>1B<br>2B                                       | 0-3<br>K  | 0-0<br>4-3   |   |   | 0-3<br>K  |   | 0-0<br>1-3  |   | 5 1 1 0 0 2 2  |   |  |
| Jim Davenport, R (1, 6)<br>OBP: 0.338, SLG: 0.420  | 0-0<br>1-4-3<br>2-H<br>HR<br>1B                       | 0-0<br>F5   |  | 0-0<br>F6   |   | 0-3<br>K  |   | 0-0<br>F9   |   | 5 1 1 1 0 1 1  |   |  |
| Willie McCovey, L (1, 3)<br>OBP: 0.370, SLG: 0.542<br>Bob Barton, R (4, PR)<br>OBP: 0.222, SLG: 0.207                        | 0-0<br>F9   |   | 0-0<br>BB<br>1B<br>1B                                | H<br>1-0<br>FC4-6<br>BB<br>HBP                      |   | 0-0<br>F4   |   | 0-0<br>5-3  |   | 2 1 1 0 0 0 1<br>2 0 0 0 0 0 0                             |   |  |
| Jim Ray Hart, R (1, 5)<br>OBP: 0.383, SLG: 0.566   | 0-0<br>1-4-3<br>2-3                                   |   | 0-0<br>BB<br>1B<br>1B                                | 4-0<br>FC4-6<br>BB                                  |   | 0-0<br>1B<br>2B                                     |   | 0-0<br>HR   |   | 4 3 3 1 1 0 1  |   |  |
| Tom Haller, L (1, 2)<br>OBP: 0.306, SLG: 0.477   | 0-0<br>HR   |   | 4-0<br>1B<br>2B<br>BB                                | 0-0<br>FC4-6  |   | 0-0<br>1B   |   | 0-3<br>K  |   | 4 2 2 3 1 1 2  |   |  |
| Cap Peterson, R (1, 7)<br>OBP: 0.290, SLG: 0.259   | 0-0<br>1B   |   | 0-0<br>2B<br>1B                                      | 0-0<br>F9   |   | 0-0<br>F3   |   |   |   | 4 1 2 2 0 0 2  |   |  |
| Ollie Brown, R (1, 8)<br>OBP: 0.278, SLG: 0.271  | 0-3<br>K  |   | 0-0<br>F7  |   | 0-3<br>K  |   | 0-3<br>K  |   |   | 4 0 0 0 0 3 3  |   |  |
| Hal Lanier, R (1, 4)<br>OBP: 0.249, SLG: 0.297   |   | 0-0<br>FC1-5<br>2B                                  | 0-0<br>1-H<br>2-H<br>2B                              |   | 0-0<br>5-3  |   | 0-0<br>F9   |   |   | 4 0 2 2 0 0 0  |   |  |
| Ron Herbel, R (1, 1)<br>OBP: 0.095, SLG: 0.050<br>Lindy McDaniel, R (8, 1)<br>OBP: 0.125, SLG: 0.125<br>Bill Henry, L (9, 1) |   | 0-0<br>FC1-5  | 0-3<br>K   |   | 0-3<br>K  |   | 0-3<br>K  |   |   | 4 0 0 0 0 3 2<br>0 0 0 0 0 0 0<br>0 0 0 0 0 0 0            |   |  |
| <b>Inning Stats</b>  | R: 3 H: 4<br>E: 0 LOB: 1<br>K: 1 BB: 0<br>S: 9 P: 9   | R: 0 H: 1<br>E: 0 LOB: 1<br>K: 1 BB: 0<br>S: 6 P: 6 | R: 4 H: 4<br>E: 0 LOB: 1<br>K: 1 BB: 1<br>S: 9 P: 13 | R: 0 H: 0<br>E: 0 LOB: 2<br>K: 0 BB: 1<br>S: 3 P: 8 | R: 0 H: 0<br>E: 0 LOB: 0<br>K: 2 BB: 0<br>S: 7 P: 7 | R: 0 H: 0<br>E: 0 LOB: 0<br>K: 2 BB: 0<br>S: 7 P: 7 | R: 1 H: 2<br>E: 0 LOB: 0<br>K: 1 BB: 0<br>S: 6 P: 6 | R: 0 H: 0<br>E: 0 LOB: 0<br>K: 1 BB: 0<br>S: 5 P: 5 | R: 1 H: 1<br>E: 0 LOB: 0<br>K: 1 BB: 0<br>S: 6 P: 6 | 1B: 6 SF: 0<br>2B: 4 SAC: 0<br>3B: 0 DP: 0<br>HR: 2 HBP: 1 | WP: 0 PA: 41<br>PB: 0<br>SB: 0<br>CS: 0 |  |
| <b>PITCHER</b>   | IP WLS BF H R ER SO BB IBB HBP BLK WP HR S P ERA WHIP |   |  |   |   |   |   |   |   |  |   |  |
| Ernie Broglio, R (1, 1)<br>ERA: 6.38   | 2.0 L 14 7 6 6 2 1 0 0 0 0 0 1 17 21 27.00 4.000      |   |  |   |   |   |   |   |   |  |   |  |
| Chuck Estrada, R (3, 1)<br>ERA: 7.3  | 0.1 3 2 1 1 0 0 0 0 0 0 0 0 3 3 27.00 6.000           |   |  |   |   |   |   |   |   |  |   |  |
| Bill Faul, R (3, 1)<br>ERA: 4.75   | 2.2 10 0 0 0 3 1 0 1 0 0 0 0 14 19 0.00 0.375         |   |  |   |   |   |   |   |   |  |   |  |
| Billy Hoelt, L (6, 1)<br>ERA: 3.68   | 2.0 7 2 1 1 3 0 0 0 0 0 0 0 13 13 4.50 1.000          |   |  |   |   |   |   |   |   |  |   |  |
| Fergie Jenkins, R (8, 1)<br>ERA: 4.29  | 2.0 7 1 1 1 2 0 0 0 0 0 0 0 1 11 11 4.50 0.500        |   |  |   |   |   |   |   |   |  |   |  |

San Francisco Giants @ Chicago Cubs  
Wrigley Field, Chicago, IL  
Wed Jun 22 1966, 3:38 AM CDT  
Att: 16,732 - Unknown

|     |    |
|-----|----|
| AB  | 38 |
| R   | 9  |
| H   | 12 |
| RBI | 9  |
| BB  | 2  |
| SO  | 10 |
| LOB | 14 |



|    |   |    |    |
|----|---|----|----|
| WP | 0 | PA | 41 |
| PB | 0 |    |    |
| SB | 0 |    |    |
| CS | 0 |    |    |

| PITCHER           | IP  | WLS | BF | H | R | ER | SO | BB | IBB | HBP | BLK | WP | HR | S  | P  | ERA   | WHIP  |
|-------------------|-----|-----|----|---|---|----|----|----|-----|-----|-----|----|----|----|----|-------|-------|
| Ernie Broglio, R  | 2.0 | L   | 14 | 7 | 6 | 6  | 2  | 1  | 0   | 0   | 0   | 0  | 1  | 17 | 21 | 27.00 | 4.000 |
| Chuck Estrada, R  | 0.1 |     | 3  | 2 | 1 | 1  | 0  | 0  | 0   | 0   | 0   | 0  | 0  | 3  | 3  | 27.00 | 6.000 |
| Bill Faul, R      | 2.2 |     | 10 | 0 | 0 | 0  | 3  | 1  | 0   | 1   | 0   | 0  | 0  | 14 | 19 | 0.00  | 0.375 |
| Billy Hoelt, L    | 2.0 |     | 7  | 2 | 1 | 1  | 3  | 0  | 0   | 0   | 0   | 0  | 0  | 13 | 13 | 4.50  | 1.000 |
| Fergie Jenkins, R | 2.0 |     | 7  | 1 | 1 | 1  | 2  | 0  | 0   | 0   | 0   | 0  | 1  | 11 | 11 | 4.50  | 0.500 |



| Batter   | 1   | 2  | 3  | 4                               | 5                            | 6                               | 7                            | 8                               | 9                            | AB R H RBI BB SO LOB   | TOP                          |                                 |                              |                                 |                              |                                 |                              |                                 |                                  |                                    |                                  |        |  |  |
|--|---|--|--|---------------------------------|------------------------------|---------------------------------|------------------------------|---------------------------------|------------------------------|--|------------------------------|---------------------------------|------------------------------|---------------------------------|------------------------------|---------------------------------|------------------------------|---------------------------------|----------------------------------|------------------------------------|----------------------------------|--------|--|--|
| Ozzie Virgil, R<br>OBP: 0.300, SLG: 0.600<br>(1, 3)<br>(9, 5)  | 0-0<br>1B S<br>HR<br>1B   |  | 0-0<br>5-3   |                                 | 0-0<br>HR                    |                                 | 0-0<br>5-3                   |                                 | 0-0<br>1B<br>2-H<br>1B       | 5 2 3 2 0 0 1  |                              |                                 |                              |                                 |                              |                                 |                              |                                 |                                  |                                    |                                  |        |  |  |
| Jim Davenport, R<br>OBP: 0.346, SLG: 0.427<br>(1, 6)   | 0-0<br>1-3<br>HR<br>1B  |  | 0-0<br>F7  |                                 | 0-0<br>F9                    |                                 |                              | 0-0<br>BB<br>SF8<br>1B          | 0-0<br>1-3<br>1B             | 5 2 3 0 0 0 0  |                              |                                 |                              |                                 |                              |                                 |                              |                                 |                                  |                                    |                                  |        |  |  |
| Willie Mays, R<br>OBP: 0.358, SLG: 0.560<br>(1, 8)   | 0-0<br>1-H<br>3-H<br>HR   |  | 0-0<br>1B  |                                 | 0-0<br>F3                    |                                 |                              | 0-0<br>SF8<br>BB<br>1B          | 0-0<br>F8                    | 5 1 3 3 0 0 2  |                              |                                 |                              |                                 |                              |                                 |                              |                                 |                                  |                                    |                                  |        |  |  |
| Jim Ray Hart, R<br>OBP: 0.381, SLG: 0.559<br>Willie McCovey, L<br>OBP: 0.370, SLG: 0.542<br>(1, 5)<br>(9, 3)   | 0-0<br>1-3  |  | 0-0<br>F7  |                                 | 0-0<br>F7                    |                                 |                              | 4-0<br>1-2<br>2-3<br>BB         |                              | 3 0 0 0 1 0 1<br>0 0 0 0 0 0 0                                   |                              |                                 |                              |                                 |                              |                                 |                              |                                 |                                  |                                    |                                  |        |  |  |
| Cap Peterson, R<br>OBP: 0.289, SLG: 0.261<br>(1, 7)  | 0-0<br>5-3  |  |  | 0-0<br>F6                       |                              | 0-0<br>WP<br>S<br>1B            |                              | 0-0<br>SF8                      |                              | 3 0 1 1 0 0 0  |                              |                                 |                              |                                 |                              |                                 |                              |                                 |                                  |                                    |                                  |        |  |  |
| Ollie Brown, R<br>OBP: 0.273, SLG: 0.266<br>(1, 9)   | 0-0<br>6-3  |  |  | 0-0<br>5-3                      |                              | 0-0<br>F8                       |                              | 0-0<br>G5-4-3<br>1-2f           |                              | 4 0 0 0 0 0 3  |                              |                                 |                              |                                 |                              |                                 |                              |                                 |                                  |                                    |                                  |        |  |  |
| Tom Haller, L<br>OBP: 0.309, SLG: 0.482<br>(1, 2)  |   | 0-0<br>F7  |  | 0-3<br>K                        |                              | 0-0<br>5-3<br>1B                |                              |                                 | 0-0<br>1B<br>2B              | 4 1 2 0 0 1 0  |                              |                                 |                              |                                 |                              |                                 |                              |                                 |                                  |                                    |                                  |        |  |  |
| Hal Lanier, R<br>OBP: 0.244, SLG: 0.291<br>(1, 4)  |   | 0-0<br>F3  |  |                                 | 0-0<br>F8                    |                                 | 0-3<br>K                     |                                 | 0-0<br>1-3                   | 4 0 0 0 0 1 2  |                              |                                 |                              |                                 |                              |                                 |                              |                                 |                                  |                                    |                                  |        |  |  |
| Ray Sadecki, L<br>OBP: 0.278, SLG: 0.444<br>Bob Priddy, R<br>OBP: 0.286, SLG: 0.167<br>Dick Dietz, R<br>(7, PH)<br>Lindy McDaniel, R<br>OBP: 0.111, SLG: 0.111<br>(7, 1) |   | 0-0<br>3-1   |  |                                 | 0-3<br>K                     |                                 | 0-0<br>5-3                   |                                 | 0-0<br>5-3                   | 1 0 0 0 0 0 0<br>1 0 0 0 0 1 0<br>1 0 0 0 0 0 1<br>1 0 0 0 0 0 1 |                              |                                 |                              |                                 |                              |                                 |                              |                                 |                                  |                                    |                                  |        |  |  |
| <b>Inning Stats</b>  | R: 3<br>E: 0<br>K: 0<br>S: 6  | H: 3<br>LOB: 0<br>BB: 0<br>P: 6  | R: 0<br>E: 0<br>K: 0<br>S: 3   | H: 0<br>LOB: 0<br>BB: 0<br>P: 3 | R: 0<br>E: 0<br>K: 0<br>S: 4 | H: 1<br>LOB: 1<br>BB: 0<br>P: 4 | R: 0<br>E: 0<br>K: 1<br>S: 5 | H: 0<br>LOB: 0<br>BB: 0<br>P: 5 | R: 1<br>E: 0<br>K: 1<br>S: 6 | H: 1<br>LOB: 0<br>BB: 0<br>P: 6                                  | R: 0<br>E: 0<br>K: 1<br>S: 4 | H: 1<br>LOB: 1<br>BB: 0<br>P: 4 | R: 0<br>E: 0<br>K: 1<br>S: 6 | H: 1<br>LOB: 1<br>BB: 0<br>P: 6 | R: 1<br>E: 0<br>K: 0<br>S: 4 | H: 2<br>LOB: 1<br>BB: 1<br>P: 8 | R: 1<br>E: 0<br>K: 0<br>S: 6 | H: 3<br>LOB: 2<br>BB: 0<br>P: 6 | 1B: 9<br>2B: 1<br>3B: 0<br>HR: 2 | SF: 1<br>SAC: 0<br>DP: 1<br>HBP: 0 | WP: 1<br>PB: 0<br>SB: 2<br>CS: 0 | PA: 39 |  |  |
| <b>PITCHER</b><br>Dick Ellsworth, L<br>ERA: 3.38<br>Don Lee, R<br>ERA: 2.21  | IP<br>WLS<br>BF<br>H<br>R<br>ER<br>SO<br>BB<br>IBB<br>HBP<br>BLK<br>WP<br>HR<br>S<br>P<br>ERA<br>WHIP | (1, 1)<br>8.2<br>L<br>38<br>12<br>6<br>6<br>3<br>1<br>0<br>0<br>0<br>1<br>2<br>43<br>47<br>6.23<br>1.500 | (9, 1)<br>0.1<br>1<br>0<br>0<br>0<br>0<br>0<br>0<br>0<br>0<br>0<br>0<br>0<br>1<br>1<br>0.00<br>0.000 |                                 |                              |                                 |                              |                                 |                              |  |                              |                                 |                              |                                 |                              |                                 |                              |                                 |                                  |                                    |                                  |        |  |  |

San Francisco Giants @ Chicago Cubs  
Wrigley Field, Chicago, IL  
Thu Jun 23 1966, 3:33 AM CDT  
Att. 9,623 - Unknown

livebaseballscorecards.com

AB 37  
R 6  
H 12  
RBI 6  
BB 1  
SO 3  
LOB 11





BOTTOM

San Francisco Giants @ Chicago Cubs  
Wrigley Field, Chicago, IL  
Thu Jun 23 1966, 3:33 AM CDT  
Att. 9,623 - Unknown

livebaseballscorecards.com

|     |    |
|-----|----|
| AB  | 31 |
| R   | 4  |
| H   | 8  |
| RBI | 4  |
| BB  | 2  |
| SO  | 3  |
| LOB | 12 |



|    |   |    |    |
|----|---|----|----|
| WP | 0 | PA | 37 |
| PB | 0 |    |    |
| SB | 1 |    |    |
| CS | 0 |    |    |

|    |   |   |     |    |    |     |
|----|---|---|-----|----|----|-----|
| AB | R | H | RBI | BB | SO | LOB |
| 3  | 0 | 0 | 0   | 1  | 0  | 1   |
| 1  | 0 | 0 | 0   | 0  | 0  | 1   |

|   |   |   |   |   |   |   |
|---|---|---|---|---|---|---|
| 4 | 0 | 1 | 0 | 0 | 0 | 1 |
|---|---|---|---|---|---|---|

|   |   |   |   |   |   |   |
|---|---|---|---|---|---|---|
| 4 | 2 | 2 | 1 | 0 | 0 | 2 |
|---|---|---|---|---|---|---|

|   |   |   |   |   |   |   |
|---|---|---|---|---|---|---|
| 4 | 1 | 1 | 0 | 0 | 0 | 1 |
|---|---|---|---|---|---|---|

|   |   |   |   |   |   |   |
|---|---|---|---|---|---|---|
| 4 | 0 | 1 | 0 | 0 | 0 | 2 |
|---|---|---|---|---|---|---|

|   |   |   |   |   |   |   |
|---|---|---|---|---|---|---|
| 2 | 1 | 1 | 2 | 0 | 1 | 0 |
|---|---|---|---|---|---|---|

|   |   |   |   |   |   |   |
|---|---|---|---|---|---|---|
| 2 | 0 | 1 | 1 | 1 | 0 | 0 |
|---|---|---|---|---|---|---|

|   |   |   |   |   |   |   |
|---|---|---|---|---|---|---|
| 3 | 0 | 0 | 0 | 0 | 1 | 4 |
| 1 | 0 | 0 | 0 | 0 | 0 | 0 |

|   |   |   |   |   |   |   |
|---|---|---|---|---|---|---|
| 2 | 0 | 0 | 0 | 0 | 1 | 0 |
| 0 | 0 | 0 | 0 | 0 | 0 | 0 |
| 1 | 0 | 1 | 0 | 0 | 0 | 0 |

|    |   |     |   |
|----|---|-----|---|
| 1B | 5 | SF  | 2 |
| 2B | 1 | SAC | 1 |
| 3B | 0 | DP  | 2 |
| HR | 2 | HBP | 1 |

| Batter  | 1                     | 2         | 3                     | 4                          | 5          | 6                      | 7                | 8          | 9          |
|---|-----------------------|-----------|-----------------------|----------------------------|------------|------------------------|------------------|------------|------------|
| Jimmy Stewart, S (1, 8)<br>OBP: 0.207, SLG: 0.208<br>Adolfo Phillips, R (9, PH)<br>OBP: 0.351, SLG: 0.463   | 4-0<br>BB<br>G4-6-3   |           | 0-0<br>G6-4-3<br>1-2f |                            | 0-0<br>F9  |                        | 0-0<br>F6        |            | 0-0<br>5-3 |
| Glenn Beckert, R (1, 4)<br>OBP: 0.304, SLG: 0.342   | 0-0<br>F9             |           | 0-0<br>5-3            |                            | 0-0<br>5-3 |                        | 0-0<br>E S<br>1B |            |            |
| Billy Williams, L (1, 9)<br>OBP: 0.327, SLG: 0.439  | 0-0<br>G4-6-3<br>1-2f |           |                       | 0-0<br>HR                  |            | 0-0<br>E<br>SF8<br>1B  | 0-0<br>F2<br>1-3 |            |            |
| Ron Santo, R (1, 5)<br>OBP: 0.406, SLG: 0.556   |                       | 0-0<br>F9 |                       | 0-0<br>SH5-3<br>SF7<br>1B  |            | 0-0<br>E6<br>BB<br>1-3 |                  | 0-0<br>5-3 |            |
| 14 Ernie Banks, R (1, 3)<br>OBP: 0.278, SLG: 0.376  |                       | 0-0<br>F7 |                       | 0-0<br>SH5-3<br>1-2<br>1B  |            | 0-0<br>F2              |                  | 0-0<br>F8  |            |
| John Boccabella, R (1, 7)<br>OBP: 0.265, SLG: 0.574   |                       | 0-0<br>HR |                       | 0-0<br>SH5-3<br>1-2<br>2-3 |            | 0-0<br>SF8             |                  | 0-3<br>K   |            |
| Randy Hundley, R (1, 2)<br>OBP: 0.273, SLG: 0.400   |                       | 0-0<br>2B |                       | 0-0<br>SF7                 |            | 4-0<br>BB<br>1-2<br>BB |                  | 0-0<br>F9  |            |
| Don Kessinger, S (1, 6)<br>OBP: 0.254, SLG: 0.247<br>Lee Thomas, L (9, PH)<br>OBP: 0.273, SLG: 0.330  |                       | 0-0<br>F8 |                       | 0-0<br>F7                  |            | 0-3<br>K               |                  | 0-0<br>4-3 |            |
| Dick Ellsworth, L (1, 1)<br>OBP: 0.189, SLG: 0.143<br>Don Lee, R (9, 1)<br>OBP: 1.000, SLG: 1.000<br>George Altman, L (9, PH)<br>OBP: 0.253, SLG: 0.385 |                       |           | 1-0<br>G6-4-3<br>HBP  |                            | 0-0<br>5-3 |                        | 0-3<br>K         |            | 0-0<br>1B  |

| Inning Stats | R: 0   | H: 0 | R: 1   | H: 2 | R: 0   | H: 0 | R: 2   | H: 3 | R: 0   | H: 0 | R: 1   | H: 1 | R: 0   | H: 1 | R: 0   | H: 0 | R: 0   | H: 1 | R: 0   | H: 1 | R: 0   | H: 1 |        |
|--------------|--------|------|--------|------|--------|------|--------|------|--------|------|--------|------|--------|------|--------|------|--------|------|--------|------|--------|------|--------|
| E: 0         | LOB: 0 | E: 0 | LOB: 1 | E: 0 | LOB: 0 | E: 0 | LOB: 1 | E: 1 | LOB: 2 | E: 0 | LOB: 1 | E: 0 | LOB: 1 | E: 0 | LOB: 0 | E: 0 | LOB: 0 | E: 0 | LOB: 0 | E: 0 | LOB: 0 | E: 0 | LOB: 1 |
| K: 0         | BB: 1  | K: 0 | BB: 0  | K: 0 | BB: 0  | K: 0 | BB: 0  | K: 1 | BB: 1  | K: 1 | BB: 0  | K: 1 | BB: 0  | K: 1 | BB: 0  | K: 1 | BB: 0  | K: 0 | BB: 0  | K: 0 | BB: 0  | K: 0 | BB: 0  |
| S: 2         | P: 6   | S: 5 | P: 5   | S: 2 | P: 3   | S: 6 | P: 6   | S: 7 | P: 11  | S: 6 | P: 6   | S: 5 | P: 5   | S: 4 | P: 4   | S: 5 | P: 5   | S: 4 | P: 4   | S: 4 | P: 4   | S: 4 | P: 4   |

| PITCHER                               | IP  | WLS | BF | H | R | ER | SO | BB | IBB | HBP | BLK | WP | HR | S  | P  | ERA  | WHIP  |
|---------------------------------------|-----|-----|----|---|---|----|----|----|-----|-----|-----|----|----|----|----|------|-------|
| Ray Sadecki, L (1, 1)<br>ERA: 4.6     | 3.0 |     | 14 | 5 | 3 | 3  | 0  | 1  | 0   | 1   | 0   | 0  | 2  | 12 | 17 | 9.00 | 2.000 |
| Bob Priddy, R (4, 1)<br>ERA: 1.56     | 3.0 |     | 12 | 1 | 1 | 0  | 1  | 1  | 0   | 0   | 0   | 0  | 0  | 13 | 17 | 0.00 | 0.667 |
| Lindy McDaniel, R (7, 1)<br>ERA: 3.28 | 3.0 | W   | 11 | 2 | 0 | 0  | 2  | 0  | 0   | 0   | 0   | 0  | 0  | 15 | 15 | 0.00 | 0.667 |

| Batter  | 1   | 2  | 3   | 4   | 5   | 6   | 7   | 8   | 9   | AB R H RBI BB SO LOB   | TOP   |
|---|---|--|---|---|---|---|---|---|---|--|---|
| <b>Jim Davenport, R</b> (1, 6)<br><small>OBP: 0.340, SLG: 0.418</small><br><b>Don Mason, L</b> (6, 4)<br><small>OBP: 0.133, SLG: 0.333</small>  | 0-3<br>K  |  | 0-0<br>F4   |   | 0-3<br>K  |   |   | 0-0<br>HR   |   | 3 0 0 0 0 2 0<br>1 1 1 1 0 0 0   | <b>San Francisco Giants @ Cincinnati Reds</b><br>Crosley Field, Cincinnati, OH<br>Fri Jun 24 1966, 7:05 PM EDT<br>Att. 19,155 - Unknown |
| <b>Tom Haller, L</b> (1, 2)<br><small>OBP: 0.308, SLG: 0.478</small><br>(6, 3)  | 0-0<br>1B   |  | 0-0<br>G3   |   | 0-3<br>K  |   |   | 0-3<br>K  |   | 4 0 1 0 0 2 0  |   |
| <b>Willie Mays, R</b> (1, 8)<br><small>OBP: 0.358, SLG: 0.557</small><br><b>Dick Dietz, R</b> (6, 2)  | 0-3<br>K  |  | 0-0<br>1B   |   | 0-0<br>6-3  |   |   | 0-3<br>K  |   | 3 0 1 0 0 1 1<br>1 0 0 0 0 1 0   |   |
| <b>Willie McCovey, L</b> (1, 3)<br><small>OBP: 0.365, SLG: 0.534</small><br><b>Ozzie Virgil, R</b> (6, 9)<br><small>OBP: 0.273, SLG: 0.545</small>  | 0-0<br>F6   |  | 0-0<br>G3   |   | 0-0<br>F3   |   |   | 0-0<br>6-3  |   | 3 0 0 0 0 0 2<br>1 0 0 0 0 0 0   |   |
| <b>Jim Ray Hart, R</b> (1, 5)<br><small>OBP: 0.383, SLG: 0.556</small>  |   | 4-0<br>1B<br>BB                                      |   | 0-0<br>FC4<br>1B                                    |   | 0-0<br>6-3  |   | 0-0<br>6-3  |   | 3 0 1 0 1 0 0  |   |
| <b>Cap Peterson, R</b> (1, 7)<br><small>OBP: 0.287, SLG: 0.261</small>  |   | 0-0<br>1-2<br>1B                                     |   | 0-0<br>FC4<br>1B<br>1-2f                            |   | 0-0<br>6-3  |   | 0-0<br>F4   |   | 4 0 1 0 0 0 1  |   |
| <b>Ollie Brown, R</b> (1, 9)<br><small>OBP: 0.272, SLG: 0.266</small><br>(6, 8)   |   | 0-0<br>F3  |   | 0-0<br>1-2<br>1B                                    |   | 0-0<br>F2   |   | 0-0<br>F9   |   | 4 0 1 0 0 0 2  |   |
| <b>Hal Lanier, R</b> (1, 4)<br><small>OBP: 0.240, SLG: 0.286</small><br>(6, 6)  |   | 0-3<br>K   |   | 0-0<br>F9   |   | 0-0<br>1-3  |   |   |   | 3 0 0 0 0 1 4  |   |
| <b>Bobby Bolin, R</b> (1, 1)<br><small>OBP: 0.219, SLG: 0.179</small><br><b>Len Gabrielson, L</b> (2, PH)<br><small>OBP: 0.256, SLG: 0.284</small><br><b>Joe Gibbon, R</b> (2, 1)<br><small>OBP: 0.222, SLG: 0.125</small><br><b>Don Landrum, L</b> (4, PH)<br><small>OBP: 0.259, SLG: 0.233</small><br><b>Bob Priddy, R</b> (4, 1)<br><small>OBP: 0.288, SLG: 0.167</small><br><b>Ray Sadecki, L</b> (5, 1)<br><small>OBP: 0.263, SLG: 0.421</small> | 0-3<br>K  |  | 0-3<br>K  |   |   |   |   | 0-3<br>K  |   | 0 0 0 0 0 0 0<br>1 0 0 0 0 1 2<br>0 0 0 0 0 0 0<br>1 0 0 0 0 1 2<br>0 0 0 0 0 0 0<br>1 0 0 0 0 1 0 |   |
| <b>Inning Stats</b>   | R: 0 H: 1<br>E: 0 LOB: 1<br>K: 2 BB: 0<br>S: 8 P: 8   | R: 0 H: 1<br>E: 0 LOB: 2<br>K: 2 BB: 1<br>S: 8 P: 12 | R: 0 H: 1<br>E: 0 LOB: 1<br>K: 0 BB: 0<br>S: 4 P: 4 | R: 0 H: 2<br>E: 0 LOB: 2<br>K: 1 BB: 0<br>S: 7 P: 7 | R: 0 H: 0<br>E: 0 LOB: 0<br>K: 2 BB: 0<br>S: 7 P: 7 | R: 0 H: 0<br>E: 0 LOB: 0<br>K: 0 BB: 0<br>S: 3 P: 3 | R: 0 H: 0<br>E: 0 LOB: 0<br>K: 1 BB: 0<br>S: 5 P: 5 | R: 1 H: 1<br>E: 0 LOB: 0<br>K: 2 BB: 0<br>S: 8 P: 8 | R: 0 H: 0<br>E: 0 LOB: 0<br>K: 0 BB: 0<br>S: 3 P: 3 | 1B: 5 SF: 0<br>2B: 0 SAC: 0<br>3B: 0 DP: 0<br>HR: 1 HBP: 0   |   |
| <b>PITCHER</b><br><b>Sammy Ellis, R</b> (1, 1)<br><small>ERA: 5.15</small>  | IP WLS BF H R ER SO BB IBB HBP BLK WP HR S P ERA WHIP<br>9.0 W 34 6 1 1 10 1 0 0 0 0 1 53 57 1.00 0.778 |  |   |   |   |   |   |   |   |  |   |

|     |    |
|-----|----|
| AB  | 33 |
| R   | 1  |
| H   | 6  |
| RBI | 1  |
| BB  | 1  |
| SO  | 10 |
| LOB | 14 |



| Batter   | 1                                     | 2                                     | 3                                     | 4                                     | 5                                     | 6                                     | 7                                     | 8                                       | 9                                     | AB                                    | R                                     | H                                     | RBI                                   | BB                                    | SO                                    | LOB                                   | BOTTOM  |             |                                   |                                    |
|--|---------------------------------------|---------------------------------------|---------------------------------------|---------------------------------------|---------------------------------------|---------------------------------------|---------------------------------------|---|---------------------------------------|---------------------------------------|---------------------------------------|---------------------------------------|---------------------------------------|---------------------------------------|---------------------------------------|---------------------------------------|---|-------------|-----------------------------------|------------------------------------|
| Tommy Harper, R<br>OBP: 0.347, SLG: 0.371<br>(1, 9)<br>(7, 7)  | 0-0<br>1B<br>1B                       | 0-0<br>1-3                            |                                       |                                       | E6<br>1B<br>1B                        |                                       |                                       |   |                                       | 5                                     | 2                                     | 2                                     | 2                                     | 0                                     | 0                                     | 2                                     | <b>San Francisco Giants @ Cincinnati Reds</b><br>Crosley Field, Cincinnati, OH<br>Fri Jun 24 1966, 7:05 PM EDT<br>Att. 19,155 - Unknown |             |                                   |                                    |
| Pete Rose, S<br>OBP: 0.323, SLG: 0.382<br>(1, 4)   | 0-0<br>1-3<br>1B<br>1B                |                                       | 0-0<br>6-3                            |                                       | 0-0<br>1-2<br>2B<br>1B                | 0-0<br>3B                             | 0-0<br>FC5-2-5                        |   |                                       | 5                                     | 2                                     | 3                                     | 0                                     | 0                                     | 0                                     | 1                                     |   |             |                                   |                                    |
| Vada Pinson, L<br>OBP: 0.361, SLG: 0.475<br>(1, 8)   | 0-0<br>1-3<br>3-H<br>1B<br>1B         |                                       | 0-0<br>E6<br>1B<br>SF8                |                                       | 0-0<br>1-3<br>2-H<br>2B<br>1B         | 0-0<br>F6                             | 0-0<br>4-3                            |   |                                       | 5                                     | 3                                     | 2                                     | 1                                     | 0                                     | 0                                     | 2                                     |   |             |                                   |                                    |
| Gordy Coleman, L<br>OBP: 0.340, SLG: 0.310<br>Dick Simpson, R<br>OBP: 0.240, SLG: 0.409<br>(1, 3)<br>(6, PH)<br>(7, 9) | 0-0<br>1-3<br>1-2                     |                                       | 0-0<br>1-3<br>1B                      |                                       | 4-0<br>2B<br>1B<br>IBB                | 1-0<br>HBP                            |                                       | 4-0<br>BB<br>BB<br>BB<br>1B<br>1B<br>BB |                                       | 2                                     | 1                                     | 1                                     | 0                                     | 1                                     | 0                                     | 2                                     |   |             |                                   |                                    |
| Deron Johnson, R<br>OBP: 0.282, SLG: 0.388<br>(1, 7)<br>(7, 3)   | 0-3<br>K                              |                                       | 0-0<br>SF8                            |                                       | 0-0<br>1-3<br>2-H<br>3-H<br>1B<br>2B  | 0-3<br>K                              |                                       | 0-0<br>F3                               |                                       | 4                                     | 1                                     | 1                                     | 3                                     | 0                                     | 2                                     | 5                                     |   |             |                                   |                                    |
| Johnny Edwards, L<br>OBP: 0.345, SLG: 0.336<br>(1, 2)  | 0-0<br>2-H<br>3-H<br>1B               |                                       | 0-0<br>5-3                            |                                       | 0-0<br>2B<br>1B                       | 0-0<br>F8                             |                                       | 0-0<br>F5                               |                                       | 5                                     | 0                                     | 2                                     | 4                                     | 0                                     | 0                                     | 4                                     |   |             |                                   |                                    |
| Giraldo Ruiz, S<br>OBP: 0.226, SLG: 0.172<br>(1, 5)  | 0-0<br>6-3                            |                                       |                                       | 0-0<br>4-3                            | 0-0<br>F8                             |                                       |                                       | 4-0<br>SH5-4<br>BB<br>BB<br>3B<br>BB    | 0-0<br>1-3<br>1B<br>1B                | 4                                     | 1                                     | 1                                     | 0                                     | 1                                     | 0                                     | 2                                     |   |             |                                   |                                    |
| Leo Cardenas, R<br>OBP: 0.320, SLG: 0.448<br>(1, 6)  |                                       | 0-0<br>5-3                            |                                       | 0-0<br>F3                             | 0-0<br>1-3<br>2B                      |                                       |                                       | 4-0<br>SH5-4<br>BB<br>3B<br>BB          | 0-0<br>1-2<br>FC4<br>1B               | 4                                     | 1                                     | 2                                     | 1                                     | 1                                     | 0                                     | 0                                     |   |             |                                   |                                    |
| Sammy Ellis, L<br>OBP: 0.194, SLG: 0.107<br>(1, 1)   |                                       | 0-3<br>K                              |                                       | 0-3<br>K                              | 0-3<br>K                              |                                       |                                       | 0-0<br>SH5-4<br>1-2<br>2-3              | 0-0<br>1-2<br>FC4                     | 4                                     | 0                                     | 0                                     | 0                                     | 0                                     | 3                                     | 4                                     |   |             |                                   |                                    |
| <b>Inning Stats</b>  | R: 3<br>E: 0<br>K: 1<br>S: 9          | H: 4<br>LOB: 1<br>BB: 0<br>P: 9       | R: 0<br>E: 0<br>K: 1<br>S: 5          | H: 0<br>LOB: 0<br>BB: 0<br>P: 5       | R: 1<br>E: 1<br>K: 0<br>S: 5          | H: 1<br>LOB: 1<br>BB: 0<br>P: 5       | R: 0<br>E: 0<br>K: 1<br>S: 5          | H: 0<br>LOB: 0<br>BB: 0<br>P: 5         | R: 5<br>E: 2<br>K: 1<br>S: 11         | H: 5<br>LOB: 2<br>BB: 1<br>P: 15      | R: 0<br>E: 0<br>K: 1<br>S: 6          | H: 1<br>LOB: 2<br>BB: 0<br>P: 7       | R: 2<br>E: 0<br>K: 0<br>S: 4          | H: 1<br>LOB: 1<br>BB: 2<br>P: 12      | R: 1<br>E: 0<br>K: 0<br>S: 5          | H: 2<br>LOB: 2<br>BB: 1<br>P: 9       |   |             | 1B: 10<br>2B: 2<br>3B: 2<br>HR: 0 | SF: 1<br>SAC: 1<br>DP: 0<br>HBP: 1 |
| <b>PITCHER</b>   | IP<br>WLS<br>BF<br>H<br>R<br>ER<br>SO | IP<br>WLS<br>BF<br>H<br>R<br>ER<br>SO | IP<br>WLS<br>BF<br>H<br>R<br>ER<br>SO | IP<br>WLS<br>BF<br>H<br>R<br>ER<br>SO | IP<br>WLS<br>BF<br>H<br>R<br>ER<br>SO | IP<br>WLS<br>BF<br>H<br>R<br>ER<br>SO | IP<br>WLS<br>BF<br>H<br>R<br>ER<br>SO | IP<br>WLS<br>BF<br>H<br>R<br>ER<br>SO   | IP<br>WLS<br>BF<br>H<br>R<br>ER<br>SO | IP<br>WLS<br>BF<br>H<br>R<br>ER<br>SO | IP<br>WLS<br>BF<br>H<br>R<br>ER<br>SO | IP<br>WLS<br>BF<br>H<br>R<br>ER<br>SO | IP<br>WLS<br>BF<br>H<br>R<br>ER<br>SO | IP<br>WLS<br>BF<br>H<br>R<br>ER<br>SO | IP<br>WLS<br>BF<br>H<br>R<br>ER<br>SO | IP<br>WLS<br>BF<br>H<br>R<br>ER<br>SO | ERA<br>WHIP   | ERA<br>WHIP |                                   |                                    |
| Bobby Bolin, R<br>ERA: 3.29<br>(1, 1)  | 1.0<br>L                              | 7<br>7                                | 4<br>3                                | 3<br>3                                | 1<br>1                                | 0<br>0                                | 0<br>0                                | 0<br>0                                  | 0<br>0                                | 0<br>0                                | 10<br>10                              | 0.00                                  | 0.500                                 |                                       |                                       |                                       |   |             |                                   |                                    |
| Joe Gibbon, L<br>ERA: 2.16<br>(2, 1)   | 2.0                                   | 8<br>8                                | 1<br>3                                | 1<br>5                                | 0<br>4                                | 1<br>1                                | 0<br>1                                | 0<br>2                                  | 0<br>2                                | 0<br>0                                | 9<br>13                               | 36.00                                 | 3.000                                 |                                       |                                       |                                       |   |             |                                   |                                    |
| Bob Priddy, R<br>ERA: 2.4<br>(4, 1)  | 1.0                                   | 8<br>22                               | 3<br>6                                | 5<br>3                                | 4<br>3                                | 1<br>2                                | 0<br>2                                | 0<br>3                                  | 0<br>2                                | 0<br>3                                | 0<br>0                                | 22<br>35                              | 6.75                                  | 2.250                                 |                                       |                                       |   |             |                                   |                                    |
| Ray Sadecki, L<br>ERA: 4.73<br>(5, 1)  | 4.0                                   | 22<br>6                               | 6<br>3                                | 3<br>3                                | 3<br>2                                | 0<br>2                                | 0<br>3                                | 0<br>0                                  | 0<br>0                                | 0<br>0                                | 0<br>0                                | 0<br>0                                | 0<br>0                                | 0<br>0                                | 0<br>0                                | 0<br>0                                |   |             |                                   |                                    |

livebaseballscorecards.com

**AB** 38  
**R** 12  
**H** 14  
**RBI** 11  
**BB** 4  
**SO** 5  
**LOB** 22



| Batter  | 1                            | 2                                | 3                            | 4                               | 5                             | 6                                    | 7                            | 8                               | 9                            | 10                              | AB                           | R                               | H                            | RBI                             | BB                           | SO                              | LOB                          | TOP   |                              |                                 |                                  |                                    |                                  |        |  |
|---|------------------------------|----------------------------------|------------------------------|---------------------------------|-------------------------------|--------------------------------------|------------------------------|---------------------------------|------------------------------|---------------------------------|------------------------------|---------------------------------|------------------------------|---------------------------------|------------------------------|---------------------------------|------------------------------|---|------------------------------|---------------------------------|----------------------------------|------------------------------------|----------------------------------|--------|--|
| Jim Davenport, R (1, 6)<br>OBP: 0.329, SLG: 0.404   | 0-3<br>K                     |                                  | x 0-0<br>6-3                 |                                 | x 0-0<br>F8                   |                                      | x 0-0<br>F4                  |                                 |                              | x 0-0<br>P3                     | 5                            | 0                               | 0                            | 0                               | 0                            | 1                               | 2                            | <b>San Francisco Giants @ Cincinnati Reds</b><br>Crosley Field, Cincinnati, OH<br>Sat Jun 25 1966, 7:05 PM EDT<br>Att. 27,864 - Unknown<br><a href="http://livebaseballscorecards.com">livebaseballscorecards.com</a> |                              |                                 |                                  |                                    |                                  |        |  |
| Tom Haller, L (1, 2)<br>OBP: 0.316, SLG: 0.488<br>Dick Dietz, R (10, PH)<br>Frank Linzy, R (10, 1)<br>OBP: 0.200, SLG: 0.400                            | 0-0<br>WP<br>2B              |                                  | x 0-0<br>F8                  |                                 |                               | x 0-0<br>FC1-5<br>WP<br>1B           |                              | x 0-0<br>1B                     |                              | x 0-0<br>FC5-4<br>1-2f          | 4                            | 0                               | 3                            | 0                               | 0                            | 0                               | 0                            |   | 1                            |                                 |                                  |                                    |                                  |        |  |
| Willie Mays, R (1, 8)<br>OBP: 0.352, SLG: 0.545   | 0-0<br>6-3                   |                                  |                              | 0-3<br>K                        |                               | x 0-0<br>FC1-5-4<br>1B<br>1-3<br>SF8 |                              | x 0-0<br>F7                     |                              | x 0-3<br>K                      | 5                            | 1                               | 0                            | 0                               | 0                            | 2                               | 4                            |   |                              |                                 |                                  |                                    |                                  |        |  |
| Willie McCovey, L (1, 3)<br>OBP: 0.367, SLG: 0.531  | 4-0<br>BB<br>2-3<br>BB       |                                  | x 0-0<br>F6                  |                                 | x 0-0<br>1B<br>1-3<br>1B      |                                      | x 0-3<br>K                   |                                 |                              |                                 | 3                            | 0                               | 1                            | 0                               | 1                            | 1                               | 1                            |   |                              |                                 |                                  |                                    |                                  |        |  |
| Jim Ray Hart, R (1, 5)<br>OBP: 0.378, SLG: 0.550  | 0-0<br>F7                    |                                  | x 0-0<br>5-3                 |                                 | x 0-0<br>SF8<br>3-H           |                                      | x 0-0<br>F7                  |                                 |                              |                                 | 3                            | 0                               | 0                            | 1                               | 0                            | 0                               | 3                            |   |                              |                                 |                                  |                                    |                                  |        |  |
| Len Gabrielson, L (1, 7)<br>OBP: 0.265, SLG: 0.294<br>Cap Peterson, R (9, PH)<br>OBP: 0.284, SLG: 0.258 (9, 7)  |                              | x 0-0<br>G6-3<br>1B              |                              | x 0-3<br>K                      |                               | x 0-0<br>1-3<br>1B                   |                              | x 0-0<br>5-3                    |                              |                                 | 3                            | 0                               | 2                            | 0                               | 0                            | 1                               | 0                            |   |                              |                                 |                                  |                                    |                                  |        |  |
| Ollie Brown, R (1, 9)<br>OBP: 0.272, SLG: 0.265   |                              | 0-3<br>K                         |                              | x 0-0<br>1B<br>FC6-4<br>1B      |                               | x 0-3<br>K                           |                              | x 0-0<br>5-3                    |                              |                                 | 4                            | 1                               | 1                            | 0                               | 0                            | 2                               | 3                            |   |                              |                                 |                                  |                                    |                                  |        |  |
| Hal Lanier, R (1, 4)<br>OBP: 0.241, SLG: 0.286  |                              | x 0-0<br>G6-3<br>1-2f            |                              | x 0-0<br>FC6-4<br>1B            |                               | x 0-0<br>F2                          |                              | x 0-3<br>K                      |                              |                                 | 4                            | 0                               | 1                            | 0                               | 0                            | 1                               | 1                            |   |                              |                                 |                                  |                                    |                                  |        |  |
| Juan Marichal, R (1, 1)<br>OBP: 0.276, SLG: 0.328<br>Don Mason, L (10, PR)<br>OBP: 0.133, SLG: 0.333<br>Bob Barton, R (10, 2)<br>OBP: 0.222, SLG: 0.207 |                              |                                  | x 0-0<br>F4                  |                                 | x 0-0<br>FC6-4<br>1-2f<br>3-H |                                      | x 0-3<br>K                   |                                 |                              | x 0-0<br>FC5-4<br>1B            | 4                            | 0                               | 1                            | 1                               | 0                            | 1                               | 1                            |   |                              |                                 |                                  |                                    |                                  |        |  |
|   |                              |                                  |                              |                                 |                               |                                      |                              |                                 |                              |                                 | 0                            | 0                               | 0                            | 0                               | 0                            | 0                               | 0                            |   |                              |                                 |                                  |                                    |                                  |        |  |
|   |                              |                                  |                              |                                 |                               |                                      |                              |                                 |                              |                                 | 0                            | 0                               | 0                            | 0                               | 0                            | 0                               | 0                            |   |                              |                                 |                                  |                                    |                                  |        |  |
| <b>Inning Stats</b>   | R: 0<br>E: 0<br>K: 1<br>S: 6 | H: 1<br>LOB: 2<br>BB: 1<br>P: 10 | R: 0<br>E: 0<br>K: 1<br>S: 5 | H: 1<br>LOB: 0<br>BB: 0<br>P: 5 | R: 0<br>E: 0<br>K: 0<br>S: 3  | H: 0<br>LOB: 0<br>BB: 0<br>P: 3      | R: 0<br>E: 0<br>K: 1<br>S: 5 | H: 0<br>LOB: 0<br>BB: 0<br>P: 5 | R: 1<br>E: 1<br>K: 1<br>S: 7 | H: 2<br>LOB: 1<br>BB: 0<br>P: 7 | R: 1<br>E: 0<br>K: 1<br>S: 8 | H: 3<br>LOB: 2<br>BB: 0<br>P: 8 | R: 0<br>E: 0<br>K: 1<br>S: 5 | H: 0<br>LOB: 0<br>BB: 0<br>P: 5 | R: 0<br>E: 0<br>K: 1<br>S: 6 | H: 1<br>LOB: 1<br>BB: 0<br>P: 6 | R: 0<br>E: 0<br>K: 1<br>S: 5 | H: 0<br>LOB: 0<br>BB: 0<br>P: 5   | R: 0<br>E: 0<br>K: 1<br>S: 6 | H: 1<br>LOB: 1<br>BB: 0<br>P: 6 | 1B: 8<br>2B: 1<br>3B: 0<br>HR: 0 | SF: 1<br>SAC: 0<br>DP: 1<br>HBP: 0 | WP: 2<br>PB: 0<br>SB: 0<br>CS: 0 | PA: 39 |  |
| <b>PITCHER</b><br>Hank Fischer, R (1, 1)<br>ERA: 4.06<br>Billy McCool, L (8, 1)<br>ERA: 1.62  | IP<br>7.1                    | WLS<br>W                         | BF<br>30                     | H<br>8                          | R<br>2                        | ER<br>2                              | SO<br>6                      | BB<br>1                         | IBB<br>0                     | HBP<br>0                        | BLK<br>0                     | WP<br>2                         | HR<br>0                      | S<br>41                         | P<br>45                      | ERA<br>2.46                     | WHIP<br>1.227                |   |                              |                                 |                                  |                                    |                                  |        |  |
|   |                              |                                  |                              |                                 |                               |                                      |                              |                                 |                              |                                 |                              |                                 |                              |                                 |                              |                                 |                              |   |                              |                                 |                                  |                                    |                                  |        |  |



**San Francisco Giants @ Cincinnati Reds**  
 Crosley Field, Cincinnati, OH

Sat Jun 25 1966, 7:05 PM EDT  
 Att: 27,864 - Unknown

[livebaseballscorecards.com](http://livebaseballscorecards.com)

|            |           |
|------------|-----------|
| <b>AB</b>  | <b>35</b> |
| <b>R</b>   | <b>3</b>  |
| <b>H</b>   | <b>6</b>  |
| <b>RBI</b> | <b>2</b>  |
| <b>BB</b>  | <b>1</b>  |
| <b>SO</b>  | <b>5</b>  |
| <b>LOB</b> | <b>7</b>  |



|       |        |
|-------|--------|
| WP: 0 | PA: 37 |
| PB: 1 |        |
| SB: 0 |        |
| CS: 1 |        |

| Batter  | 1                        | 2                  | 3          | 4           | 5                      | 6               | 7                | 8          | 9                  | 10        | AB | R | H | RBI | BB | SO | LOB |
|---|--------------------------|--------------------|------------|-------------|------------------------|-----------------|------------------|------------|--------------------|-----------|----|---|---|-----|----|----|-----|
| <b>Tommy Harper, R</b> (1, 9)<br>OBP: 0.349, SLG: 0.393   | 0-0<br>4-3<br>L4-5<br>2B |                    | 0-0<br>F8  |             |                        | 0-0<br>HR       |                  | 0-0<br>6-3 |                    |           | 4  | 1 | 2 | 1   | 0  | 0  | 0   |
| <b>Pete Rose, S</b> (1, 4)<br>OBP: 0.319, SLG: 0.376  | 0-0<br>4-3<br>2-3        |                    |            | 0-0<br>4-3  |                        | 0-0<br>3-1      |                  |            | 0-0<br>F8          |           | 4  | 0 | 0 | 0   | 0  | 0  | 1   |
| <b>Vada Pinson, L</b> (1, 8)<br>OBP: 0.356, SLG: 0.467  | 0-0<br>L4-5<br>3-H       |                    |            | 0-3<br>K2-3 |                        | 0-0<br>4-3      |                  |            | 0-0<br>F8          |           | 4  | 0 | 0 | 0   | 0  | 1  | 1   |
| <b>Gordy Coleman, L</b> (1, 3)<br>OBP: 0.327, SLG: 0.297  |                          | 0-0<br>6-3         |            | 0-0<br>F6   |                        | 0-0<br>4-3      |                  |            | 0-0<br>F9          |           | 4  | 0 | 0 | 0   | 0  | 0  | 0   |
| <b>Deron Johnson, R</b> (1, 7)<br>OBP: 0.281, SLG: 0.390  |                          | 0-3<br>K           |            |             | 0-0<br>4-3<br>PB<br>2B |                 | 0-3<br>K         |            |                    | 0-0<br>F8 | 4  | 1 | 1 | 0   | 0  | 2  | 0   |
| <b>Johnny Edwards, L</b> (1, 2)<br>OBP: 0.343, SLG: 0.333<br><b>Dick Simpson, R</b> (10, PR)<br>OBP: 0.240, SLG: 0.409                              |                          | 0-0<br>E1<br>FC6   |            | 0-3<br>K    |                        | 0-0<br>1-3      |                  |            | 0-0<br>FC4-6<br>1B |           | 4  | 0 | 1 | 0   | 0  | 1  | 1   |
| <b>Giraldo Ruiz, S</b> (1, 5)<br>OBP: 0.200, SLG: 0.152   |                          | 0-0<br>FC6<br>1-2f |            | 0-0<br>4-3  |                        | 0-0<br>E4<br>CS |                  |            | 0-0<br>FC4-6<br>1B |           | 4  | 1 | 0 | 0   | 0  | 0  | 3   |
| <b>Leo Cardenas, R</b> (1, 6)<br>OBP: 0.323, SLG: 0.446   |                          |                    | 0-0<br>6-3 |             | 4-0<br>PB<br>IBB       |                 | 0-0<br>CS<br>1-2 | 0-3<br>K   |                    | 0-0<br>1B | 3  | 0 | 1 | 0   | 1  | 1  | 0   |
| <b>Hank Fischer, R</b> (1, 1)<br><b>Billy McCool, R</b> (8, 1)<br>OBP: 0.273, SLG: 0.200<br><b>Tony Perez, R</b> (10, PH)<br>OBP: 0.324, SLG: 0.372 |                          |                    | 0-0<br>6-3 |             | 0-0<br>1-3             |                 | 0-0<br>1-3       |            | 0-0<br>1-3         |           | 2  | 0 | 0 | 0   | 0  | 0  | 1   |
|   |                          |                    |            |             | 1-2<br>3-H             |                 |                  |            | 0-0<br>1-2<br>2-H  |           | 1  | 0 | 0 | 0   | 0  | 0  | 0   |
|   |                          |                    |            |             |                        |                 |                  |            |                    |           | 1  | 0 | 1 | 1   | 0  | 0  | 0   |

| Inning Stats | R: 0 | H: 1 | E: 0 | LOB: 0 | K: 0 | BB: 0 | S: 3 | P: 3 | R: 0 | H: 0 | E: 1 | LOB: 1 | K: 1 | BB: 0 | S: 6 | P: 6 | R: 0 | H: 0 | E: 0 | LOB: 0 | K: 0 | BB: 0 | S: 3 | P: 3 | R: 0 | H: 0 | E: 0 | LOB: 0 | K: 1 | BB: 0 | S: 5 | P: 5 | R: 1 | H: 1 | E: 0 | LOB: 0 | K: 1 | BB: 1 | S: 6 | P: 10 | R: 1 | H: 1 | E: 0 | LOB: 0 | K: 0 | BB: 0 | S: 4 | P: 4 | R: 0 | H: 0 | E: 1 | LOB: 0 | K: 1 | BB: 0 | S: 5 | P: 5 | R: 0 | H: 0 | E: 0 | LOB: 0 | K: 1 | BB: 0 | S: 5 | P: 5 | R: 0 | H: 0 | E: 0 | LOB: 0 | K: 0 | BB: 0 | S: 3 | P: 3 | R: 1 | H: 3 | E: 0 | LOB: 2 | K: 0 | BB: 0 | S: 5 | P: 5 | R: 0 | H: 0 | E: 0 | LOB: 0 | K: 0 | BB: 0 | S: 5 | P: 5 | R: 0 | H: 0 | E: 0 | LOB: 0 | K: 0 | BB: 0 | S: 3 | P: 3 | R: 1 | H: 3 | E: 0 | LOB: 2 | K: 0 | BB: 0 | S: 5 | P: 5 | 1B: 3 | SF: 0 | 2B: 3 | SAC: 0 | 3B: 0 | DP: 1 | HR: 1 | HBP: 0 |
|--------------|------|------|------|--------|------|-------|------|------|------|------|------|--------|------|-------|------|------|------|------|------|--------|------|-------|------|------|------|------|------|--------|------|-------|------|------|------|------|------|--------|------|-------|------|-------|------|------|------|--------|------|-------|------|------|------|------|------|--------|------|-------|------|------|------|------|------|--------|------|-------|------|------|------|------|------|--------|------|-------|------|------|------|------|------|--------|------|-------|------|------|------|------|------|--------|------|-------|------|------|------|------|------|--------|------|-------|------|------|------|------|------|--------|------|-------|------|------|-------|-------|-------|--------|-------|-------|-------|--------|
|--------------|------|------|------|--------|------|-------|------|------|------|------|------|--------|------|-------|------|------|------|------|------|--------|------|-------|------|------|------|------|------|--------|------|-------|------|------|------|------|------|--------|------|-------|------|-------|------|------|------|--------|------|-------|------|------|------|------|------|--------|------|-------|------|------|------|------|------|--------|------|-------|------|------|------|------|------|--------|------|-------|------|------|------|------|------|--------|------|-------|------|------|------|------|------|--------|------|-------|------|------|------|------|------|--------|------|-------|------|------|------|------|------|--------|------|-------|------|------|-------|-------|-------|--------|-------|-------|-------|--------|

| PITCHER                                    | IP  | WLS | BF | H | R | ER | SO | BB | IBB | HBP | BLK | WP | HR | S  | P  | ERA   | WHIP  |
|--|-----|-----|----|---|---|----|----|----|-----|-----|-----|----|----|----|----|-------|-------|
| <b>Juan Marichal, R</b> (1, 1)<br>ERA: 1.9 | 9.0 |     | 31 | 3 | 2 | 1  | 5  | 0  | 1   | 0   | 0   | 0  | 1  | 40 | 44 | 1.00  | 0.333 |
| <b>Frank Linzy, R</b> (10, 1)<br>ERA: 3.02 | 0.2 | L   | 5  | 3 | 1 | 1  | 0  | 0  | 0   | 0   | 0   | 0  | 0  | 5  | 5  | 13.50 | 4.500 |

| Batter   | 1                            | 2                               | 3                            | 4                               | 5                            | 6                               | 7                            | 8                                | 9                            | AB                              | R                            | H                               | RBI                          | BB                              | SO                           | LOB                             | TOP                          |                                 |                                  |                                    |                                  |        |  |  |  |  |  |
|--|------------------------------|---------------------------------|------------------------------|---------------------------------|------------------------------|---------------------------------|------------------------------|----------------------------------|------------------------------|---------------------------------|------------------------------|---------------------------------|------------------------------|---------------------------------|------------------------------|---------------------------------|------------------------------|---------------------------------|----------------------------------|------------------------------------|----------------------------------|--------|--|--|--|--|--|
| Don Landrum, L (1, 9)<br>OBP: 0.271, SLG: 0.286    | 0-0<br>3-1                   | 0-0<br>HR<br>1B                 |                              | 4-0<br>FC5-2<br>BB              |                              | 0-0<br>HR                       |                              | 0-0<br>F6                        |                              | 4                               | 2                            | 2                               | 2                            | 1                               | 0                            | 0                               |                              |                                 |                                  |                                    |                                  |        |  |  |  |  |  |
| Tom Haller, L (1, 2)<br>OBP: 0.326, SLG: 0.521     | 0-0<br>HR                    | 0-0<br>HR                       |                              | 4-0<br>FC5-2<br>BB              |                              | 0-3<br>K                        |                              | 0-0<br>2B<br>4-3<br>1B           |                              | 4                               | 3                            | 3                               | 3                            | 1                               | 1                            | 0                               |                              |                                 |                                  |                                    |                                  |        |  |  |  |  |  |
| Willie Mays, R (1, 8)<br>OBP: 0.347, SLG: 0.537    | 0-0<br>F4                    | 0-0<br>6-3                      |                              | 0-0<br>FC5-2                    |                              | 0-0<br>F4                       |                              | 0-0<br>4-3<br>2B                 |                              | 4                               | 0                            | 0                               | 0                            | 0                               | 0                            | 3                               |                              |                                 |                                  |                                    |                                  |        |  |  |  |  |  |
| Ollie Brown, R (7, 8)<br>OBP: 0.275, SLG: 0.274    |                              |                                 |                              | 1-2<br>2-3<br>3-H               |                              |                                 |                              | 1-3<br>2B                        |                              | 1                               | 0                            | 1                               | 0                            | 0                               | 0                            | 0                               |                              |                                 |                                  |                                    |                                  |        |  |  |  |  |  |
| Willie McCovey, L (1, 3)<br>OBP: 0.364, SLG: 0.524 | 0-0<br>4-3                   |                                 | 0-0<br>F8                    | 0-3<br>K                        |                              |                                 | 0-0<br>HR<br>1B              | 0-0<br>4-3                       |                              | 5                               | 1                            | 1                               | 1                            | 0                               | 1                            | 4                               |                              |                                 |                                  |                                    |                                  |        |  |  |  |  |  |
| Jim Ray Hart, R (1, 5)<br>OBP: 0.378, SLG: 0.562   |                              | 0-0<br>G3<br>HR<br>2B           | 0-0<br>5-3                   |                                 | 0-0<br>F4                    |                                 | 0-0<br>HR                    | 0-0<br>5-3                       |                              | 5                               | 2                            | 2                               | 2                            | 0                               | 0                            | 1                               |                              |                                 |                                  |                                    |                                  |        |  |  |  |  |  |
| Ozzie Virgil, R (9, 5)<br>OBP: 0.273, SLG: 0.545   |                              |                                 |                              |                                 |                              |                                 |                              |                                  |                              | 0                               | 0                            | 0                               | 0                            | 0                               | 0                            | 0                               |                              |                                 |                                  |                                    |                                  |        |  |  |  |  |  |
| Len Gabrielson, L (1, 7)<br>OBP: 0.263, SLG: 0.290 |                              | 0-0<br>G3                       | 0-0                          | 0-0<br>1B                       | 0-0<br>F4                    |                                 | 0-0<br>F8                    | 0-0<br>F2                        |                              | 5                               | 0                            | 1                               | 0                            | 0                               | 0                            | 1                               |                              |                                 |                                  |                                    |                                  |        |  |  |  |  |  |
| Jim Davenport, R (1, 6)<br>OBP: 0.333, SLG: 0.426  |                              | 0-0<br>HR                       | 0-0<br>F9                    |                                 | 0-0                          | 0-0<br>1B                       |                              | 0-0<br>F8                        |                              | 4                               | 1                            | 2                               | 2                            | 0                               | 0                            | 1                               |                              |                                 |                                  |                                    |                                  |        |  |  |  |  |  |
| Don Mason, L (8, 4)<br>OBP: 0.125, SLG: 0.313      |                              | 3-H<br>HR                       |                              |                                 |                              |                                 |                              |                                  |                              | 1                               | 0                            | 0                               | 0                            | 0                               | 0                            | 0                               |                              |                                 |                                  |                                    |                                  |        |  |  |  |  |  |
| Hal Lanier, R (1, 4)<br>OBP: 0.244, SLG: 0.288     |                              | 0-0<br>SH3-4<br>1B              |                              | 0-0<br>F2                       | 0-0<br>1-3                   |                                 | 0-0                          | 0-3<br>K                         |                              | 5                               | 1                            | 2                               | 0                            | 0                               | 1                            | 1                               |                              |                                 |                                  |                                    |                                  |        |  |  |  |  |  |
| Gaylord Perry, R (1, 1)<br>OBP: 0.226, SLG: 0.258  |                              | 0-0<br>SH3-4                    |                              | 0-0<br>BB<br>FC5-2<br>1B        |                              | 0-0<br>6-3                      | 0-3<br>K                     |                                  |                              | 3                               | 0                            | 1                               | 0                            | 0                               | 1                            | 1                               |                              |                                 |                                  |                                    |                                  |        |  |  |  |  |  |
| <b>Inning Stats</b>                                | R: 1<br>E: 0<br>K: 0<br>S: 4 | H: 1<br>LOB: 0<br>BB: 0<br>P: 4 | R: 5<br>E: 0<br>K: 0<br>S: 8 | H: 5<br>LOB: 0<br>BB: 0<br>P: 8 | R: 0<br>E: 0<br>K: 0<br>S: 4 | H: 1<br>LOB: 1<br>BB: 0<br>P: 4 | R: 0<br>E: 0<br>K: 1<br>S: 6 | H: 1<br>LOB: 3<br>BB: 2<br>P: 14 | R: 0<br>E: 0<br>K: 0<br>S: 4 | H: 1<br>LOB: 1<br>BB: 0<br>P: 4 | R: 1<br>E: 0<br>K: 1<br>S: 6 | H: 1<br>LOB: 0<br>BB: 0<br>P: 6 | R: 2<br>E: 0<br>K: 1<br>S: 8 | H: 3<br>LOB: 1<br>BB: 0<br>P: 8 | R: 1<br>E: 0<br>K: 0<br>S: 5 | H: 2<br>LOB: 1<br>BB: 0<br>P: 5 | R: 0<br>E: 0<br>K: 1<br>S: 5 | H: 0<br>LOB: 0<br>BB: 0<br>P: 5 | 1B: 8<br>2B: 2<br>3B: 0<br>HR: 5 | SF: 0<br>SAC: 1<br>DP: 0<br>HBP: 0 | WP: 0<br>PB: 0<br>SB: 0<br>CS: 0 | PA: 44 |  |  |  |  |  |
| <b>PITCHER</b>                                     | IP                           | WLS                             | BF                           | H                               | R                            | ER                              | SO                           | BB                               | IBB                          | HBP                             | BLK                          | WP                              | HR                           | S                               | P                            | ERA                             | WHIP                         |                                 |                                  |                                    |                                  |        |  |  |  |  |  |
| Jim Maloney, R (1, 1)<br>ERA: 2.74                 | 1.2                          | L                               | 10                           | 5                               | 5                            | 5                               | 0                            | 0                                | 0                            | 0                               | 0                            | 0                               | 2                            | 10                              | 10                           | 27.00                           | 3.000                        |                                 |                                  |                                    |                                  |        |  |  |  |  |  |
| Ted Davidson, L (2, 1)<br>ERA: 3.74                | 4.1                          |                                 | 20                           | 5                               | 2                            | 2                               | 2                            | 2                                | 0                            | 0                               | 0                            | 0                               | 2                            | 22                              | 30                           | 4.15                            | 1.615                        |                                 |                                  |                                    |                                  |        |  |  |  |  |  |
| Joe Nuxhall, L (7, 1)<br>ERA: 6.12                 | 2.0                          |                                 | 11                           | 5                               | 3                            | 3                               | 1                            | 0                                | 0                            | 0                               | 0                            | 0                               | 1                            | 13                              | 13                           | 13.50                           | 2.500                        |                                 |                                  |                                    |                                  |        |  |  |  |  |  |
| Jack Baldschun, R (9, 1)<br>ERA: 8.24              | 1.0                          |                                 | 3                            | 0                               | 0                            | 0                               | 1                            | 0                                | 0                            | 0                               | 0                            | 0                               | 0                            | 5                               | 5                            | 0.00                            | 0.000                        |                                 |                                  |                                    |                                  |        |  |  |  |  |  |

San Francisco Giants @ Cincinnati Reds  
Crosley Field, Cincinnati, OH  
Sun Jun 26 1966, 3:33 AM EDT  
Att. 21,246 - Unknown

livebaseballscorecards.com

|     |    |
|-----|----|
| AB  | 41 |
| R   | 10 |
| H   | 15 |
| RBI | 10 |
| BB  | 2  |
| SO  | 4  |
| LOB | 12 |



| Batter  | 1          | 2           | 3          | 4         | 5          | 6                 | 7                | 8          | 9          | AB R H RBI BB SO LOB   |
|---|------------|-------------|------------|-----------|------------|-------------------|------------------|------------|------------|--|
| Tommy Harper, R<br>OBP: 0.343, SLG: 0.386<br>(1, 9)   | 0-0<br>5-3 |             |            | 0-0<br>F6 |            | 0-0<br>5-3        |                  |            | 0-0<br>1-3 | 4 0 0 0 0 0 1  |
| Pete Rose, S<br>OBP: 0.315, SLG: 0.371<br>(1, 4)  | 0-0<br>F7  |             |            | 0-0<br>F3 |            |                   | 0-0<br>G3        |            | 0-0<br>4-3 | 4 0 0 0 0 0 0  |
| Vada Pinson, L<br>OBP: 0.354, SLG: 0.464<br>(1, 8)  | 0-0<br>4-3 |             |            | 0-3<br>K  |            |                   | 0-0<br>HBP<br>1B |            | 0-0<br>F7  | 4 0 1 0 0 1 0  |
| Gordy Coleman, L<br>OBP: 0.317, SLG: 0.287<br>(1, 3)  |            | 0-0<br>6-3  |            |           | 0-0<br>F8  |                   | 0-0<br>F8        |            |            | 3 0 0 0 0 0 1  |
| Deron Johnson, R<br>OBP: 0.282, SLG: 0.386<br>(1, 7)  |            | 0-0<br>5-3  |            |           | 0-0<br>4-3 |                   | 1-0<br>HBP       |            |            | 2 0 0 0 0 0 0  |
| Johnny Edwards, L<br>OBP: 0.337, SLG: 0.327<br>(1, 2)   |            | 0-3<br>K2-3 |            |           | 0-0<br>F8  |                   | 0-0<br>4-3       |            |            | 3 0 0 0 0 1 2  |
| Giraldo Ruiz, S<br>OBP: 0.211, SLG: 0.167<br>(1, 5)   |            |             | 0-0<br>4-3 |           |            | 0-0<br>4-3<br>1B  |                  | 0-0<br>F7  |            | 3 0 1 0 0 0 0  |
| Leo Cardenas, R<br>OBP: 0.320, SLG: 0.441<br>(1, 6)   |            |             | 0-0<br>G3  |           |            | 0-0<br>F1         |                  | 0-0<br>F9  |            | 3 0 0 0 0 0 1  |
| Jim Maloney, L<br>OBP: 0.217, SLG: 0.263<br>Ted Davidson, R<br>OBP: 0.308, SLG: 0.495<br>Art Shamsky, L<br>OBP: 0.143, SLG: 0.143<br>Joe Nuxhall, L<br>OBP: 0.231, SLG: 0.391<br>Dick Simpson, R<br>OBP: 0.231, SLG: 0.391<br>Jack Baldschun, R |            |             | 0-0<br>4-3 |           |            | 0-0<br>4-3<br>1-2 |                  | 0-0<br>5-3 |            | 0 0 0 0 0 0 0<br>1 0 0 0 0 0 0<br>1 0 0 0 0 0 1<br>0 0 0 0 0 0 0<br>1 0 0 0 0 0 0<br>0 0 0 0 0 0 0 |

| Inning Stats                                       | R: 0 | H: 0 | E: 0 | LOB: 0 | K: 0 | BB: 0 | S: 3 | P: 3 | R: 0 | H: 0 | E: 0 | LOB: 0 | K: 0 | BB: 0 | S: 3 | P: 3 | R: 0 | H: 0 | E: 0 | LOB: 0 | K: 1 | BB: 0 | S: 5 | P: 5 | R: 0 | H: 0 | E: 0 | LOB: 0 | K: 1 | BB: 0 | S: 5 | P: 5 | R: 0 | H: 0 | E: 0 | LOB: 0 | K: 0 | BB: 0 | S: 3 | P: 3 | R: 0 | H: 1 | E: 0 | LOB: 1 | K: 0 | BB: 0 | S: 4 | P: 4 | R: 0 | H: 1 | E: 0 | LOB: 2 | K: 0 | BB: 0 | S: 4 | P: 5 | R: 0 | H: 0 | E: 0 | LOB: 0 | K: 0 | BB: 0 | S: 3 | P: 3 | R: 0 | H: 0 | E: 0 | LOB: 0 | K: 0 | BB: 0 | S: 3 | P: 3 | 1B: 2 | SF: 0 | 2B: 0 | SAC: 0 | 3B: 0 | DP: 0 | HR: 0 | HBP: 1 | WP: 0 | PA: 30 |
|--|------|------|------|--------|------|-------|------|------|------|------|------|--------|------|-------|------|------|------|------|------|--------|------|-------|------|------|------|------|------|--------|------|-------|------|------|------|------|------|--------|------|-------|------|------|------|------|------|--------|------|-------|------|------|------|------|------|--------|------|-------|------|------|------|------|------|--------|------|-------|------|------|------|------|------|--------|------|-------|------|------|-------|-------|-------|--------|-------|-------|-------|--------|-------|--------|
| PITCHER<br>Gaylord Perry, R<br>ERA: 2.36<br>(1, 1) | IP   | WLS  | BF   | H      | R    | ER    | SO   | BB   | IBB  | HBP  | BLK  | WP     | HR   | S     | P    | ERA  | WHIP | IP   | WLS  | BF     | H    | R     | ER   | SO   | BB   | IBB  | HBP  | BLK    | WP   | HR    | S    | P    | ERA  | WHIP | IP   | WLS    | BF   | H     | R    | ER   | SO   | BB   | IBB  | HBP    | BLK  | WP    | HR   | S    | P    | ERA  | WHIP |        |      |       |      |      |      |      |      |        |      |       |      |      |      |      |      |        |      |       |      |      |       |       |       |        |       |       |       |        |       |        |


**BOTTOM**

**San Francisco Giants @ Cincinnati Reds**  
Crosley Field, Cincinnati, OH

Sun Jun 26 1966, 3:33 AM EDT  
Att. 21,246 - Unknown

livebaseballscorecards.com

|     |    |
|-----|----|
| AB  | 29 |
| R   | 0  |
| H   | 2  |
| RBI | 0  |
| BB  | 0  |
| SO  | 2  |
| LOB | 6  |



| Batter   | 1             | 2          | 3         | 4           | 5          | 6                 | 7                    | 8                     | 9 | AB R H RBI BB SO LOB                            | TOP   |
|--|---------------|------------|-----------|-------------|------------|-------------------|----------------------|-----------------------|---|---|---|
| Jesus Alou, R (1, 9)<br>OBP: 0.250, SLG: 0.287   | 0-0<br>HR 1B  |            | 0-0<br>F8 |             | 0-0<br>6-3 |                   |                      | 0-0<br>G6-4-3 1B      |   | 4 1 2 0 0 0 0                                   | San Francisco Giants @ St. Louis Cardinals<br>Busch Stadium, St. Louis, MO<br>Mon Jun 27 1966, 7:05 PM CDT<br>Att. 30,308 - Unknown |
| Tom Haller, L (1, 2)<br>OBP: 0.325, SLG: 0.516   | 0-0<br>F2     |            | 0-0<br>F6 |             |            | 0-0<br>FC6-4 1B   |                      | 0-0<br>G6-4-3 1-2f    |   | 4 0 1 0 0 0 2                                   |   |
| Willie Mays, R (1, 8)<br>OBP: 0.345, SLG: 0.544  | 0-0<br>1-H HR |            | 0-3<br>K  |             |            | 0-0<br>F8         |                      | 0-3<br>K              |   | 4 1 1 2 0 2 1                                   |   |
| Willie McCovey, L (1, 3)<br>OBP: 0.362, SLG: 0.516   | 0-0<br>6-3    |            |           | 0-3<br>K    |            | 0-0<br>F7         |                      | H 1-0<br>FC1-4-6 HBP  |   | 3 0 0 0 0 1 1                                   |   |
| Jim Ray Hart, R (1, 5)<br>OBP: 0.373, SLG: 0.554   | 0-0<br>6-3    |            |           | 0-0<br>F4   |            | 0-0<br>FC6-4 1-2f |                      | 0-3<br>K              |   | 4 0 0 0 0 1 2                                   |   |
| Len Gabrielson, L (1, 7)<br>Cap Peterson, R (9, PH)<br>Don Landrum, L (9, 7)<br>OBP: 0.271, SLG: 0.302<br>OBP: 0.282, SLG: 0.255<br>OBP: 0.271, SLG: 0.286 |               | 0-0<br>2B  |           | B 4-0<br>BB |            | 0-3<br>K          |                      | X 0-0<br>FC1-4-6 1-2f |   | 2 0 1 0 1 1 0<br>1 0 0 0 0 0 1<br>0 0 0 0 0 0 0 |   |
| Jim Davenport, R (1, 6)<br>OBP: 0.333, SLG: 0.424  |               | 0-0<br>F3  |           | 0-3<br>K    |            | 0-0<br>G5-4-3 1B  |                      |                       |   | 3 0 1 0 0 1 2                                   |   |
| Hal Lanier, R (1, 4)<br>OBP: 0.241, SLG: 0.284   |               | 0-0<br>F8  |           |             | 0-0<br>5-3 |                   | X 0-0<br>G5-4-3 1-2f |                       |   | 3 0 0 0 0 0 2                                   |   |
| Ron Herbel, R (1, 1)<br>Bill Henry, L (7, 1)<br>Lindy McDaniel, R (8, 1)<br>OBP: 0.087, SLG: 0.045<br>OBP: 0.111, SLG: 0.111                               |               | 0-0<br>6-3 |           | 0-3<br>K    |            |                   | X 0-0<br>1-3         |                       |   | 2 0 0 0 0 1 1<br>1 0 0 0 0 0 0<br>0 0 0 0 0 0 0 |   |

| Inning Stats | R: 2<br>E: 0<br>K: 0<br>S: 5 | H: 2<br>LOB: 0<br>BB: 0<br>P: 5 | R: 0<br>E: 0<br>K: 0<br>S: 4 | H: 1<br>LOB: 1<br>BB: 0<br>P: 4 | R: 0<br>E: 0<br>K: 1<br>S: 5 | H: 0<br>LOB: 0<br>BB: 0<br>P: 5 | R: 0<br>E: 0<br>K: 2<br>S: 7 | H: 0<br>LOB: 1<br>BB: 1<br>P: 11 | R: 0<br>E: 0<br>K: 1<br>S: 5 | H: 0<br>LOB: 0<br>BB: 0<br>P: 5 | R: 0<br>E: 0<br>K: 0<br>S: 4 | H: 1<br>LOB: 1<br>BB: 0<br>P: 4 | R: 0<br>E: 0<br>K: 1<br>S: 5 | H: 1<br>LOB: 0<br>BB: 0<br>P: 5 | R: 0<br>E: 0<br>K: 0<br>S: 3 | H: 1<br>LOB: 0<br>BB: 0<br>P: 3 | R: 0<br>E: 0<br>K: 2<br>S: 7 | H: 0<br>LOB: 1<br>BB: 0<br>P: 8 | 1B: 4<br>2B: 1<br>3B: 0<br>HR: 1 | SF: 0<br>SAC: 0<br>DP: 2<br>HBP: 1 | WP: 0<br>PB: 0<br>SB: 0<br>CS: 0 | PA: 33 |
|--------------|------------------------------|---------------------------------|------------------------------|---------------------------------|------------------------------|---------------------------------|------------------------------|----------------------------------|------------------------------|---------------------------------|------------------------------|---------------------------------|------------------------------|---------------------------------|------------------------------|---------------------------------|------------------------------|---------------------------------|----------------------------------|------------------------------------|----------------------------------|--------|
|--------------|------------------------------|---------------------------------|------------------------------|---------------------------------|------------------------------|---------------------------------|------------------------------|----------------------------------|------------------------------|---------------------------------|------------------------------|---------------------------------|------------------------------|---------------------------------|------------------------------|---------------------------------|------------------------------|---------------------------------|----------------------------------|------------------------------------|----------------------------------|--------|

| PITCHER                               | IP  | WLS | BF | H | R | ER | SO | BB | IBB | HBP | BLK | WP | HR | S  | P  | ERA  | WHIP  |
|---------------------------------------|-----|-----|----|---|---|----|----|----|-----|-----|-----|----|----|----|----|------|-------|
| Bob Gibson, R (1, 1)<br>ERA: 1.84     | 7.0 | L   | 26 | 5 | 2 | 2  | 5  | 1  | 0   | 0   | 0   | 0  | 1  | 35 | 39 | 2.57 | 0.857 |
| Hal Woodeshick, L (8, 1)<br>ERA: 2.08 | 2.0 |     | 7  | 1 | 0 | 0  | 2  | 0  | 0   | 1   | 0   | 0  | 0  | 10 | 11 | 0.00 | 0.500 |

| PITCHER | IP | WLS | BF | H | R | ER | SO | BB | IBB | HBP | BLK | WP | HR | S | P | ERA | WHIP |
|---------|----|-----|----|---|---|----|----|----|-----|-----|-----|----|----|---|---|-----|------|
|---------|----|-----|----|---|---|----|----|----|-----|-----|-----|----|----|---|---|-----|------|

|     |    |
|-----|----|
| AB  | 31 |
| R   | 2  |
| H   | 6  |
| RBI | 2  |
| BB  | 1  |
| SO  | 7  |
| LOB | 12 |

GIANTS





| Batter  | 1   | 2   | 3   | 4   | 5  | 6   | 7   | 8   | 9   | AB R H RBI BB SO LOB  | TOP   |  |
|---|---|---|---|---|--|---|---|---|---|---|---|--|
| Jesus Alou, R<br>OBP: 0.263, SLG: 0.299<br>(1, 9) X   | 0-0 1-3 ①   |   | X 0-0 1B 1B   | X 0-0 1-H 1B  |  | X 0-0 E S 1B  |   | X 0-0 F8 ②  |   | 5 2 3 0 0 0 0   | San Francisco Giants @ St. Louis Cardinals<br>Busch Stadium, St. Louis, MO<br>Tue Jun 28 1966, 7:05 PM CDT<br>Att: 29,587 - Unknown |  |
| Tom Haller, L<br>OBP: 0.327, SLG: 0.518<br>(1, 2) S S S   | 0-3 K ②   |   | X 0-0 1B 1B   | X 0-0 F6 ③  |  | X 0-0 G3 ③  |   | X 0-0 HR 2B   | 5 2 2 0 0 1 1                                       |   |   |  |
| Willie Mays, R<br>OBP: 0.350, SLG: 0.555<br>(1, 8) X  | 0-0 S 1B  |   | X 0-0 F5 ②  |   | H 1-0 BB HBP   |   | X 0-0 F8 ① X  | 0-0 HR 2-H  | 4 1 2 2 0 0 2                                       |   |   |  |
| Willie McCovey, L<br>OBP: 0.363, SLG: 0.523<br>(1, 3) X   | 0-0 F6 ③  |   | X 0-0 1B 1B 1-2 3-H                                 |   | S S S 0-3 K ①  |   | X 0-0 SF9 3B S S S                                  | 0-3 K ③   | 5 1 2 1 0 2 2                                       |   |   |  |
| Jim Ray Hart, R<br>OBP: 0.377, SLG: 0.551<br>(1, 5) X   |   | B B B B 4-0 FC1-6 BB                                | X 0-0 FC4-6 1B 1-3 2-H                              |   | X 0-0 F8 ②   |   | X 4-0 SF9 HBP IBB                                   | X 0-0 4-3 ①   | 3 0 1 1 2 0 1                                       |   |   |  |
| Len Gabrielson, L<br>OBP: 0.268, SLG: 0.297<br>Cap Peterson, R<br>OBP: 0.295, SLG: 0.255<br>(5, PH)<br>(5, 7) |   | X 0-0 FC1-6 1B ①                                    | X 0-0 FC4-6 1B ③                                    |   | B B B B 4-0  |   | H 1-0   | X 0-0 6-3 WP 1B                                     | 2 0 0 0 0 0 3<br>0 0 0 0 1 0 0                      |   |   |  |
| Don Landrum, L<br>OBP: 0.279, SLG: 0.295<br>(7, PR)<br>(7, 7)   |   | 1-2f  | 1-2f  |   | 1-2 BB   |   | 1-2 HBP   |   | 1 0 1 0 0 0 0                                       |   |   |  |
| Jim Davenport, R<br>OBP: 0.330, SLG: 0.420<br>(1, 6) X  |   | X 0-0 G6-4-3 1B 1-2                                 |   | S S S 0-3 K ① X                                     | X 0-0 5-3 ③  |   | X 0-0 SF9 ②   | X 0-0 6-3 ②   | 4 0 1 1 0 1 3                                       |   |   |  |
| Hal Lanier, R<br>OBP: 0.236, SLG: 0.278<br>(1, 4) X   |   | X 0-0 G6-4-3 1B 1-2f ② ③                            |   | X 0-0 4-3 ②   |  | X 0-0 6-3 ① X                                       | X 0-0 F6 ③  | X 0-0 1-3 ③   | 5 0 0 0 0 0 5                                       |   |   |  |
| Bobby Bolin, R<br>OBP: 0.222, SLG: 0.188<br>(1, 1) X  |   |   | X 0-0 5-3 ① X                                       | X 0-0 E 1B  |  | S S S 0-3 K ②                                       |   | X 0-0 F8 ①  | 4 1 1 0 0 1 0                                       |   |   |  |
| <b>Inning Stats</b>   | R: 0 H: 1<br>E: 0 LOB: 1<br>K: 1 BB: 0<br>S: 6 P: 6   | R: 0 H: 1<br>E: 0 LOB: 1<br>K: 0 BB: 1<br>S: 3 P: 7 | R: 2 H: 4<br>E: 0 LOB: 2<br>K: 0 BB: 0<br>S: 7 P: 7 | R: 2 H: 2<br>E: 1 LOB: 0<br>K: 1 BB: 0<br>S: 7 P: 7 | R: 0 H: 0<br>E: 0 LOB: 2<br>K: 1 BB: 1<br>S: 5 P: 10 | R: 0 H: 1<br>E: 0 LOB: 1<br>K: 1 BB: 0<br>S: 6 P: 6 | R: 1 H: 1<br>E: 0 LOB: 2<br>K: 0 BB: 1<br>S: 4 P: 9 | R: 2 H: 2<br>E: 0 LOB: 0<br>K: 1 BB: 0<br>S: 7 P: 7 | R: 0 H: 1<br>E: 0 LOB: 1<br>K: 0 BB: 0<br>S: 4 P: 4 | 1B: 10 SF: 1<br>2B: 1 SAC: 0<br>3B: 1 DP: 1<br>HR: 1 HBP: 2 | WP: 1 PA: 44<br>PB: 0<br>SB: 2<br>CS: 0   |  |
| <b>PITCHER</b>  | IP WLS BF H R ER SO BB IBB HBP BLK WP HR S P ERA WHIP |   |   |   |  |   |   |   |   |   |   |  |
| Tracy Stallard, R<br>ERA: 4.58<br>(1, 1)  | 3.2 L 19 8 4 2 2 1 0 0 0 0 0 0 22 26 4.91 2.455       |   |   |   |  |   |   |   |   |   |   |  |
| Larry Jaster, L<br>ERA: 3.9<br>(4, 1)   | 2.1 10 1 0 0 2 1 0 1 0 0 0 0 12 17 0.00 0.857         |   |   |   |  |   |   |   |   |   |   |  |
| Art Mahaffey, R<br>ERA: 6.46<br>(7, 1)  | 2.0 11 3 3 3 1 0 1 1 0 0 1 11 16 13.50 1.500          |   |   |   |  |   |   |   |   |   |   |  |
| Don Dennis, R<br>ERA: 6.11<br>(9, 1)  | 1.0 4 1 0 0 0 0 0 0 0 0 1 0 4 4 0.00 1.000            |   |   |   |  |   |   |   |   |   |   |  |

| Batter   | 1          | 2          | 3          | 4          | 5          | 6          | 7               | 8          | 9          | AB R H RBI BB SO LOB  |
|--|------------|------------|------------|------------|------------|------------|-----------------|------------|------------|---|
| Lou Brock, L (1, 9)<br>OBP: 0.295, SLG: 0.395  | 0-3<br>K   |            |            | 0-3<br>K   |            | 0-0<br>F7  |                 | 0-0<br>4-3 |            | 4 0 0 0 0 2 1   |
| Phil Gagliano, R (1, 5)<br>OBP: 0.405, SLG: 0.372  | 0-0<br>6-3 |            |            | 4-0<br>BB  |            |            | 4-0<br>1B WP BB |            | 0-0<br>1-3 | 2 1 0 0 2 0 0   |
| Tito Francona, L (1, 7)<br>OBP: 0.280, SLG: 0.317  | 0-0<br>F6  |            |            | 0-0<br>F8  |            |            | 0-0<br>F8       |            | 0-3<br>K   | 4 0 0 0 0 1 2   |
| Orlando Cepeda, R (1, 3)<br>OBP: 0.355, SLG: 0.509   |            | 0-0<br>F3  |            | 0-0<br>6-3 |            |            | 0-0<br>1-3 1B   |            | 0-0<br>6-3 | 4 0 1 0 0 0 1   |
| Tim McCarver, L (1, 2)<br>OBP: 0.309, SLG: 0.431   |            | 0-0<br>F6  |            |            | 0-0<br>G3  |            | 0-0<br>F6       |            |            | 3 0 0 0 0 0 2   |
| Curt Flood, R (1, 8)<br>OBP: 0.312, SLG: 0.380   |            | 0-0<br>6-3 |            |            | 0-0<br>6-3 |            | 0-0<br>F4       |            |            | 3 0 0 0 0 0 1   |
| Charley Smith, R (1, 6)<br>OBP: 0.322, SLG: 0.395  |            |            | 0-3<br>K   |            | 0-0<br>F7  |            |                 | 0-0<br>1B  |            | 3 0 1 0 0 1 0   |
| Julian Javier, R (1, 4)<br>OBP: 0.278, SLG: 0.295  |            |            | 0-0<br>5-3 |            |            | 0-0<br>1-3 |                 | 0-0<br>F3  |            | 2 0 0 0 0 0 0   |
| Bob Skinner, L (8, PH)<br>OBP: 0.235, SLG: 0.281   |            |            |            |            |            |            |                 |            |            | 1 0 0 0 0 0 1   |
| Don Dennis, R (9, 1)   |            |            |            |            |            |            |                 |            |            | 0 0 0 0 0 0 0   |
| Tracy Stallard, R (1, 1)<br>Larry Jaster, L (4, 1)<br>Bobby Tolien, L (6, PH)<br>Art Mahaffey, R (7, 1)<br>Jerry Buchek, R (8, PH) |            |            | 0-3<br>K   |            |            | 0-0<br>3-1 |                 | 0-3<br>K   |            | 1 0 0 0 0 1 0<br>0 0 0 0 0 0 0<br>1 0 0 0 0 0 0<br>0 0 0 0 0 0 0<br>1 0 0 0 0 1 1 |

**BOTTOM**

**San Francisco Giants @ St. Louis Cardinals**  
**Busch Stadium, St. Louis, MO**  
 Tue Jun 28 1966, 7:05 PM CDT  
 Att. 29,587 - Unknown

|     |    |
|-----|----|
| AB  | 29 |
| R   | 1  |
| H   | 2  |
| RBI | 0  |
| BB  | 2  |
| SO  | 6  |
| LOB | 9  |



| Inning Stats   | R: 0 | H: 0 | E: 0 | LOB: 0 | K: 1 | BB: 0 | S: 5 | P: 5 | R: 0 | H: 0 | E: 0 | LOB: 0 | K: 2 | BB: 0 | S: 7 | P: 7 | R: 0 | H: 0 | E: 0 | LOB: 1 | K: 1 | BB: 1 | S: 5 | P: 9 | R: 0 | H: 0 | E: 0 | LOB: 0 | K: 0 | BB: 0 | S: 3 | P: 3 | R: 1 | H: 1 | E: 0 | LOB: 1 | K: 0 | BB: 1 | S: 4 | P: 8 | R: 0 | H: 1 | E: 0 | LOB: 1 | K: 1 | BB: 0 | S: 6 | P: 6 | R: 0 | H: 0 | E: 0 | LOB: 0 | K: 1 | BB: 0 | S: 5 | P: 5 | 1B: 2 | SF: 0 | 2B: 0 | SAC: 0 | 3B: 0 | DP: 0 | HR: 0 | HBP: 0 | WP: 1 | PA: 31 | PB: 0 | SB: 0 | CS: 0 |
|--|------|------|------|--------|------|-------|------|------|------|------|------|--------|------|-------|------|------|------|------|------|--------|------|-------|------|------|------|------|------|--------|------|-------|------|------|------|------|------|--------|------|-------|------|------|------|------|------|--------|------|-------|------|------|------|------|------|--------|------|-------|------|------|-------|-------|-------|--------|-------|-------|-------|--------|-------|--------|-------|-------|-------|
| <b>PITCHER</b><br>Bobby Bolin, R (1, 1)<br>ERA: 3.07 | IP   | WLS  | BF   | H      | R    | ER    | SO   | BB   | IBB  | HBP  | BLK  | WP     | HR   | S     | P    | ERA  | WHIP | IP   | WLS  | BF     | H    | R     | ER   | SO   | BB   | IBB  | HBP  | BLK    | WP   | HR    | S    | P    | ERA  | WHIP | IP   | WLS    | BF   | H     | R    | ER   | SO   | BB   | IBB  | HBP    | BLK  | WP    | HR   | S    | P    | ERA  | WHIP |        |      |       |      |      |       |       |       |        |       |       |       |        |       |        |       |       |       |

| Batter  | 1   | 2                               | 3                            | 4                               | 5                            | 6                               | 7                            | 8                               | 9                            | AB R H RBI BB SO LOB                            | TOP  |                                 |                              |                                 |                              |                                 |                              |                                 |                                  |                                    |                                  |                |   |
|---|---|---------------------------------|------------------------------|---------------------------------|------------------------------|---------------------------------|------------------------------|---------------------------------|------------------------------|---|--|---------------------------------|------------------------------|---------------------------------|------------------------------|---------------------------------|------------------------------|---------------------------------|----------------------------------|------------------------------------|----------------------------------|----------------|---|
| Jesus Alou, R (1, 9)<br>OBP: 0.270, SLG: 0.304  | 0-0<br>4-3  |                                 |                              | 0-0<br>G6-4-3<br>1B             |                              | 0-0<br>F6                       |                              | 0-0<br>G5-4-3<br>1B             |                              | 4 0 2 0 0 0 0                                   | <p>San Francisco Giants @ St. Louis Cardinals</p> <p>Busch Stadium, St. Louis, MO</p> <p>Wed Jun 29 1966, 3:33 AM CDT</p> <p>Att: 29,119 - Unknown</p> |                                 |                              |                                 |                              |                                 |                              |                                 |                                  |                                    |                                  |                |   |
| Tom Haller, L (1, 2)<br>Ozzie Virgil, R (8, PH)<br>Bob Barton, R (8, 2)<br>OBP: 0.327, SLG: 0.514<br>OBP: 0.250, SLG: 0.500<br>OBP: 0.222, SLG: 0.207 | 0-0<br>6-3  |                                 |                              | 0-0<br>G6-4-3<br>1-2f           |                              | 4-0<br>BB                       |                              | 0-0<br>G5-4-3<br>1-2f           |                              | 2 0 0 0 1 0 1<br>1 0 0 0 0 0 2<br>0 0 0 0 0 0 0 |  |                                 |                              |                                 |                              |                                 |                              |                                 |                                  |                                    |                                  |                |   |
| Willie Mays, R (1, 8)<br>OBP: 0.348, SLG: 0.549   | 0-3<br>K  |                                 |                              | 4-0<br>1B<br>1B<br>BB           |                              | 0-3<br>K                        |                              | 0-3<br>K                        |                              | 3 0 0 0 1 3 1                                   |  |                                 |                              |                                 |                              |                                 |                              |                                 |                                  |                                    |                                  |                |   |
| Willie McCovey, L (1, 3)<br>OBP: 0.369, SLG: 0.540  |   | 0-0<br>6-3                      |                              | 0-0<br>1-H<br>1B                |                              | 0-0<br>HR                       |                              | 0-0<br>G5-4-3<br>1B             |                              | 4 1 3 1 0 0 0                                   |  |                                 |                              |                                 |                              |                                 |                              |                                 |                                  |                                    |                                  |                |   |
| Jim Ray Hart, R (1, 5)<br>OBP: 0.375, SLG: 0.547  |   | 0-3<br>K                        |                              | 0-0<br>G4-6-3<br>1B             |                              | 0-0<br>F9                       |                              | 0-0<br>G5-4-3<br>1-2f           |                              | 4 0 1 0 0 1 1                                   |  |                                 |                              |                                 |                              |                                 |                              |                                 |                                  |                                    |                                  |                |   |
| Len Gabrielson, L (1, 7)<br>OBP: 0.269, SLG: 0.298  |   | 0-0<br>6-3                      |                              | 0-0<br>G4-6-3<br>1-2f           |                              | 0-0<br>G6-4-3<br>1B             |                              |                                 |                              | 3 0 1 0 0 0 1                                   |  |                                 |                              |                                 |                              |                                 |                              |                                 |                                  |                                    |                                  |                |   |
| Jim Davenport, R (1, 6)<br>OBP: 0.330, SLG: 0.424   |   |                                 | 0-0<br>1-3                   |                                 | 0-0<br>2B                    |                                 | 0-0<br>G6-4-3<br>1-2f        |                                 |                              | 3 0 1 0 0 0 1                                   |  |                                 |                              |                                 |                              |                                 |                              |                                 |                                  |                                    |                                  |                |   |
| Hal Lanier, R (1, 4)<br>OBP: 0.232, SLG: 0.274  |   | 0-0<br>F4                       |                              | 0-0<br>1-3                      |                              |                                 |                              | 0-0<br>6-3                      |                              | 3 0 0 0 0 0 1                                   |  |                                 |                              |                                 |                              |                                 |                              |                                 |                                  |                                    |                                  |                |   |
| Juan Marichal, R (1, 1)<br>OBP: 0.279, SLG: 0.328   |   |                                 | 0-0<br>6-3                   |                                 |                              | 0-0<br>F6                       |                              | 0-0<br>1B<br>1B                 |                              | 3 0 1 0 0 0 0                                   |  |                                 |                              |                                 |                              |                                 |                              |                                 |                                  |                                    |                                  |                |   |
| <b>Inning Stats</b>   | R: 0<br>E: 0<br>K: 1<br>S: 5                          | H: 0<br>LOB: 0<br>BB: 0<br>P: 5 | R: 0<br>E: 0<br>K: 1<br>S: 5 | H: 0<br>LOB: 0<br>BB: 0<br>P: 5 | R: 0<br>E: 0<br>K: 0<br>S: 3 | H: 0<br>LOB: 0<br>BB: 0<br>P: 3 | R: 0<br>E: 0<br>K: 0<br>S: 3 | H: 2<br>LOB: 2<br>BB: 1<br>P: 7 | R: 0<br>E: 0<br>K: 0<br>S: 4 | H: 2<br>LOB: 1<br>BB: 0<br>P: 4                 | R: 0<br>E: 0<br>K: 1<br>S: 5   | H: 0<br>LOB: 1<br>BB: 1<br>P: 9 | R: 1<br>E: 0<br>K: 0<br>S: 4 | H: 2<br>LOB: 0<br>BB: 0<br>P: 4 | R: 0<br>E: 0<br>K: 0<br>S: 4 | H: 2<br>LOB: 1<br>BB: 0<br>P: 4 | R: 0<br>E: 0<br>K: 1<br>S: 5 | H: 1<br>LOB: 0<br>BB: 0<br>P: 5 | 1B: 7<br>2B: 1<br>3B: 0<br>HR: 1 | SF: 0<br>SAC: 0<br>DP: 5<br>HBP: 0 | WP: 0<br>PB: 0<br>SB: 0<br>CS: 0 | PA: 32         |   |
| <b>PITCHER</b>  | IP WLS BF H R ER SO BB IBB HBP BLK WP HR S P ERA WHIP |                                 |                              |                                 |                              |                                 |                              |                                 |                              |   |  |                                 |                              |                                 |                              |                                 |                              |                                 |                                  |                                    |                                  | <b>PITCHER</b> | IP WLS BF H R ER SO BB IBB HBP BLK WP HR S P ERA WHIP |
| Nelson Bries, R (1, 1)<br>ERA: 2.99   | 7.1 W 28 8 1 1 3 2 0 0 0 0 0 1 32 40 1.23 1.364       |                                 |                              |                                 |                              |                                 |                              |                                 |                              |   |  |                                 |                              |                                 |                              |                                 |                              |                                 |                                  |                                    |                                  |                |   |
| Joe Hoerner, L (8, 1)<br>ERA: 1.01  | 1.2 S 4 1 0 0 1 0 0 0 0 0 0 0 6 6 0.00 0.600          |                                 |                              |                                 |                              |                                 |                              |                                 |                              |   |  |                                 |                              |                                 |                              |                                 |                              |                                 |                                  |                                    |                                  |                |   |

livebaseballscorecards.com

|            |    |
|------------|----|
| <b>AB</b>  | 30 |
| <b>R</b>   | 1  |
| <b>H</b>   | 9  |
| <b>RBI</b> | 1  |
| <b>BB</b>  | 2  |
| <b>SO</b>  | 4  |
| <b>LOB</b> | 8  |



| Batter | 1 | 2 | 3 | 4 | 5 | 6 | 7 | 8 | 9 | AB R H RBI BB SO LOB |
|--------|---|---|---|---|---|---|---|---|---|----------------------|
|--------|---|---|---|---|---|---|---|---|---|----------------------|

|   |                   |            |                   |                     |                 |            |            |            |  |                                |
|---|-------------------|------------|-------------------|---------------------|-----------------|------------|------------|------------|--|--------------------------------|
| Lou Brock, L<br>OBP: 0.298, SLG: 0.404 (1, 7)                       | 0-0<br>SF8<br>3B  |            | 0-0<br>1B         |                     | 0-0<br>F6       |            |            | 0-0<br>3-1 |  | 4 1 2 0 0 0 2                  |
| Phil Gagliano, R<br>OBP: 0.395, SLG: 0.364 (1, 5)                   | 0-0<br>SF8<br>3-H |            | 0-0<br>6-3<br>1-2 |                     | 0-0<br>F8       |            |            | 0-3<br>K   |  | 3 0 0 1 0 1 3                  |
| Curt Flood, R<br>OBP: 0.311, SLG: 0.378 (1, 8)                      | 0-3<br>K          |            |                   | 0-0<br>G4-6<br>1B   |                 | 0-0<br>6-3 |            | 0-0<br>4-3 |  | 4 0 1 0 0 1 0                  |
| Orlando Cepeda, R<br>OBP: 0.354, SLG: 0.524 (1, 3)                  | 0-0<br>5-3        |            |                   | 0-0<br>G4-6<br>1-2f |                 | 0-0<br>HR  |            |            |  | 3 0 1 1 0 0 1                  |
| Tim McCarver, L<br>OBP: 0.305, SLG: 0.425 (1, 2)                    |                   | 0-0<br>4-3 |                   | 0-0<br>F3<br>1-2    |                 | 0-0<br>4-3 |            |            |  | 3 0 0 0 0 0 1                  |
| Mike Shannon, R<br>OBP: 0.279, SLG: 0.381 (1, 9)                    |                   | 0-0<br>F7  |                   | 0-0<br>F3           |                 | 0-0<br>6-3 |            |            |  | 3 0 0 0 0 0 1                  |
| Julian Javier, R<br>OBP: 0.279, SLG: 0.296 (1, 4)                   |                   | 0-3<br>K   |                   |                     | 0-0<br>1B<br>1B |            | 0-0<br>F6  |            |  | 3 0 1 0 0 1 0                  |
| Dal Maxvill, R<br>OBP: 0.267, SLG: 0.263 (1, 6)                     |                   |            | 0-0<br>F8         |                     | 0-0<br>1B       |            | 0-0<br>6-3 |            |  | 3 0 1 0 0 0 0                  |
| Nelson Briles, R<br>OBP: 0.077, SLG: 0.040 (8, 1)<br>Joe Hoerner, R |                   |            | 0-3<br>K          |                     | 0-0<br>F3       |            | 0-0<br>5-3 |            |  | 3 0 0 0 0 1 2<br>0 0 0 0 0 0 0 |

| Inning Stats | R: 1<br>E: 0<br>K: 1<br>S: 6 | H: 1<br>LOB: 0<br>BB: 0<br>P: 6 | R: 0<br>E: 0<br>K: 1<br>S: 5 | H: 0<br>LOB: 0<br>BB: 0<br>P: 5 | R: 0<br>E: 0<br>K: 1<br>S: 6 | H: 1<br>LOB: 1<br>BB: 0<br>P: 6 | R: 0<br>E: 0<br>K: 0<br>S: 4 | H: 1<br>LOB: 1<br>BB: 0<br>P: 4 | R: 0<br>E: 0<br>K: 0<br>S: 5 | H: 2<br>LOB: 2<br>BB: 0<br>P: 5 | R: 1<br>E: 0<br>K: 0<br>S: 4 | H: 1<br>LOB: 0<br>BB: 0<br>P: 4 | R: 0<br>E: 0<br>K: 0<br>S: 3 | H: 0<br>LOB: 0<br>BB: 0<br>P: 3 | R: 0<br>E: 0<br>K: 1<br>S: 5 | H: 0<br>LOB: 0<br>BB: 0<br>P: 5 |
|--------------|------------------------------|---------------------------------|------------------------------|---------------------------------|------------------------------|---------------------------------|------------------------------|---------------------------------|------------------------------|---------------------------------|------------------------------|---------------------------------|------------------------------|---------------------------------|------------------------------|---------------------------------|
|--------------|------------------------------|---------------------------------|------------------------------|---------------------------------|------------------------------|---------------------------------|------------------------------|---------------------------------|------------------------------|---------------------------------|------------------------------|---------------------------------|------------------------------|---------------------------------|------------------------------|---------------------------------|

| PITCHER                              | IP  | WLS | BF | H | R | ER | SO | BB | IBB | HBP | BLK | WP | HR | S  | P  | ERA  | WHIP  |
|--------------------------------------|-----|-----|----|---|---|----|----|----|-----|-----|-----|----|----|----|----|------|-------|
| Juan Marichal, R<br>ERA: 1.92 (1, 1) | 8.0 | L   | 30 | 6 | 2 | 2  | 4  | 0  | 0   | 0   | 0   | 0  | 1  | 38 | 38 | 2.25 | 0.750 |

**BOTTOM**

San Francisco Giants @ St. Louis Cardinals  
 Busch Stadium, St. Louis, MO  
 Wed Jun 29 1966, 3:33 AM CDT  
 Att. 29,119 - Unknown

|     |    |
|-----|----|
| AB  | 29 |
| R   | 1  |
| H   | 6  |
| RBI | 2  |
| BB  | 0  |
| SO  | 4  |
| LOB | 10 |



| WP | PA | ERA | WHIP |
|----|----|-----|------|
| 0  | 30 |     |      |

| Batter   | 1   | 2   | 3   | 4   | 5   | 6   | 7   | 8   | 9   | AB R H RBI BB SO LOB   | TOP  |         |         |         |         |             |               |                |           |          |          |        |        |         |          |         |          |          |          |         |         |         |         |             |               |
|--|---|---|---|---|---|---|---|---|---|--|--|---------|---------|---------|---------|-------------|---------------|----------------|-----------|----------|----------|--------|--------|---------|----------|---------|----------|----------|----------|---------|---------|---------|---------|-------------|---------------|
| <b>Felipe Alou, R</b> (1, 3)<br>OBP: 0.327, SLG: 0.497   | 0-3<br>K  |   | 0-0<br>G5-3 1B<br>1-2 2-H                                       |   | 0-0<br>K  |   |   | 0-0<br>K  |   | 4 0 3 1 0 1 0  | <b>Atlanta Braves @ San Francisco Giants</b><br>Candlestick Park, San Francisco, CA<br>Thu Jun 30 1966, 6:33 AM EDT<br>Att. 12,526 - Unknown<br><a href="http://livebaseballscorecards.com">livebaseballscorecards.com</a> |         |         |         |         |             |               |                |           |          |          |        |        |         |          |         |          |          |          |         |         |         |         |             |               |
| <b>Mack Jones, L</b> (1, 8)<br>OBP: 0.333, SLG: 0.504  | 0-3<br>K  |   | 0-0<br>K  |   | 0-3<br>K  |   |   | 0-3<br>K  |   | 4 0 1 0 0 3 2  |  |         |         |         |         |             |               |                |           |          |          |        |        |         |          |         |          |          |          |         |         |         |         |             |               |
| <b>Hank Aaron, R</b> (1, 9)<br>OBP: 0.384, SLG: 0.601  | 0-0<br>F8   |   | 0-0<br>G5-3   |   |   |   | 0-0<br>F7   | 0-0<br>F8   |   | 4 0 0 0 0 0 4  |  |         |         |         |         |             |               |                |           |          |          |        |        |         |          |         |          |          |          |         |         |         |         |             |               |
| <b>Rico Carty, R</b> (1, 7)<br>OBP: 0.385, SLG: 0.407  |   | 0-0<br>5-3  |   | 0-0<br>F4   |   | 0-0<br>WP 1B  |   | 0-3<br>K  |   | 4 0 1 0 0 1 1  |  |         |         |         |         |             |               |                |           |          |          |        |        |         |          |         |          |          |          |         |         |         |         |             |               |
| <b>Joe Torre, R</b> (1, 2)<br>OBP: 0.361, SLG: 0.510   |   | 0-0<br>1-3  |   | 0-0<br>1B   |   | 0-0<br>L4   |   | 0-3<br>K  |   | 4 0 1 0 0 1 3  |  |         |         |         |         |             |               |                |           |          |          |        |        |         |          |         |          |          |          |         |         |         |         |             |               |
| <b>Denis Menke, R</b> (1, 5)<br>OBP: 0.357, SLG: 0.417<br><b>Miguel de la Hoz, R</b> (9, PH)<br>OBP: 0.200, SLG: 0.200 |   | 0-3<br>K  |   | 0-0<br>F6   |   | 0-0<br>6-3  |   | 0-3<br>K  |   | 3 0 0 0 0 1 2<br>1 0 0 0 0 1 0   |  |         |         |         |         |             |               |                |           |          |          |        |        |         |          |         |          |          |          |         |         |         |         |             |               |
| <b>Frank Bolling, R</b> (1, 4)<br>OBP: 0.181, SLG: 0.185   |   |   | 0-0<br>BB 1B 1B   | 0-0<br>5-3  |   |   | 0-3<br>K  | 0-0<br>4-3  |   | 4 1 1 0 0 1 1  |  |         |         |         |         |             |               |                |           |          |          |        |        |         |          |         |          |          |          |         |         |         |         |             |               |
| <b>Woody Woodward, R</b> (1, 6)<br>OBP: 0.328, SLG: 0.311<br><b>Gary Geiger, L</b> (9, PH)<br>OBP: 0.315, SLG: 0.394   |   |   | 0-0<br>F9   |   | 0-0<br>F4   |   | 0-3<br>K  | 0-3<br>K  |   | 3 0 0 0 0 1 1<br>1 0 0 0 0 1 0   |  |         |         |         |         |             |               |                |           |          |          |        |        |         |          |         |          |          |          |         |         |         |         |             |               |
| <b>Ken Johnson, R</b> (1, 1)<br>OBP: 0.188, SLG: 0.323   |   |   | 4-0<br>1B 1B BB   | 0-0<br>6-3  |   | 0-3<br>K  |   |   |   | 2 0 0 0 1 1 0  |  |         |         |         |         |             |               |                |           |          |          |        |        |         |          |         |          |          |          |         |         |         |         |             |               |
| <b>Inning Stats</b>  | R: 0<br>E: 0<br>K: 2<br>S: 7<br>H: 0<br>LOB: 0<br>BB: 0<br>P: 7 | R: 0<br>E: 0<br>K: 1<br>S: 5<br>H: 0<br>LOB: 0<br>BB: 0<br>P: 5 | R: 1<br>E: 0<br>K: 0<br>S: 5<br>H: 3<br>LOB: 2<br>BB: 1<br>P: 9 | R: 0<br>E: 0<br>K: 0<br>S: 4<br>H: 1<br>LOB: 1<br>BB: 0<br>P: 4 | R: 0<br>E: 0<br>K: 1<br>S: 6<br>H: 1<br>LOB: 1<br>BB: 0<br>P: 6 | R: 0<br>E: 0<br>K: 0<br>S: 4<br>H: 1<br>LOB: 1<br>BB: 0<br>P: 4 | R: 0<br>E: 0<br>K: 3<br>S: 9<br>H: 0<br>LOB: 0<br>BB: 0<br>P: 9 | R: 0<br>E: 0<br>K: 3<br>S: 11<br>H: 1<br>LOB: 2<br>BB: 0<br>P: 11 | R: 0<br>E: 0<br>K: 2<br>S: 7<br>H: 0<br>LOB: 0<br>BB: 0<br>P: 7 | 1B: 6<br>2B: 1<br>3B: 0<br>HR: 0<br>SF: 0<br>SAC: 0<br>DP: 1<br>HBP: 0 | WP: 1<br>PB: 1<br>SB: 0<br>CS: 0<br>PA: 35   |         |         |         |         |             |               |                |           |          |          |        |        |         |          |         |          |          |          |         |         |         |         |             |               |
| <b>PITCHER</b><br><b>Gaylord Perry, R</b> (1, 1)<br>ERA: 2.23  | IP<br>9.0   | WLS<br>W  | BF<br>35  | H<br>7  | R<br>1  | ER<br>1   | SO<br>12  | BB<br>1   | IBB<br>0  | HBP<br>0   | BLK<br>0   | WP<br>1 | HR<br>0 | S<br>58 | P<br>62 | ERA<br>1.00 | WHIP<br>0.889 | <b>PITCHER</b> | IP<br>9.0 | WLS<br>W | BF<br>35 | H<br>7 | R<br>1 | ER<br>1 | SO<br>12 | BB<br>1 | IBB<br>0 | HBP<br>0 | BLK<br>0 | WP<br>1 | HR<br>0 | S<br>58 | P<br>62 | ERA<br>1.00 | WHIP<br>0.889 |



| Batter   | 1          | 2         | 3            | 4             | 5         | 6          | 7          | 8          | 9 |
|--|------------|-----------|--------------|---------------|-----------|------------|------------|------------|---|
| Don Landrum, L (1, 8)<br>OBP: 0.267, SLG: 0.280    | 0-0<br>4-3 |           | 0-0<br>FC4-6 |               | 0-0<br>F3 |            |            | 0-0<br>F7  |   |
| Tom Haller, L (1, 2)<br>OBP: 0.325, SLG: 0.507     | 0-0<br>3-1 |           |              | 4-0<br>HR     | 0-3<br>K  |            |            | 0-0<br>F9  |   |
| Jim Ray Hart, R (1, 5)<br>OBP: 0.377, SLG: 0.561   | 0-0<br>6-3 |           |              | 0-0<br>HR     |           | 0-0<br>F6  |            | 0-0<br>2B  |   |
| Willie McCovey, L (1, 3)<br>OBP: 0.367, SLG: 0.533 |            | 0-0<br>F8 |              | 0-3<br>K      |           | 0-0<br>F5  |            | 4-0<br>IBB |   |
| Jesus Alou, R (1, 9)<br>OBP: 0.269, SLG: 0.303     |            | 0-0<br>G3 |              | 0-0<br>2B     |           | 0-0<br>F9  |            | 0-0<br>F4  |   |
| Len Gabrielson, L (1, 7)<br>OBP: 0.277, SLG: 0.321 |            | 0-0<br>F4 |              | 0-0<br>2B     |           |            | 0-0<br>SF7 |            |   |
| Jim Davenport, R (1, 6)<br>OBP: 0.330, SLG: 0.419  |            |           | 0-0<br>F9    | 4-0<br>IBB    |           | 0-0<br>4-3 |            |            |   |
| Hal Lanier, R (1, 4)<br>OBP: 0.229, SLG: 0.271     |            |           | 0-0<br>6-3   | 0-0<br>G6-4-3 |           | 0-0<br>SF7 |            |            |   |
| Gaylord Perry, R (1, 1)<br>OBP: 0.235, SLG: 0.265  |            |           | 0-0<br>FC4-6 |               | 0-0<br>F8 |            | 0-0<br>F9  |            |   |

| Inning Stats | R: 0   | H: 0  | E: 0 | K: 0   | S: 3  | R: 0 | H: 0   | E: 0  | K: 0 | S: 3   | R: 0  | H: 1 | E: 0   | K: 0  | S: 4 | R: 2   | H: 3  | E: 0  | K: 1   | S: 7  | R: 0 | H: 0   | E: 0  | K: 1 | S: 5   | R: 0  | H: 0 | E: 0   | K: 0  | S: 3 | R: 1   | H: 1  | E: 0 | K: 0   | S: 4  | R: 0 | H: 1   | E: 0  | K: 0 | S: 4 |
|--------------|--------|-------|------|--------|-------|------|--------|-------|------|--------|-------|------|--------|-------|------|--------|-------|-------|--------|-------|------|--------|-------|------|--------|-------|------|--------|-------|------|--------|-------|------|--------|-------|------|--------|-------|------|------|
|              | LOB: 0 | BB: 0 | P: 3 | LOB: 0 | BB: 0 | P: 3 | LOB: 1 | BB: 0 | P: 4 | LOB: 0 | BB: 0 | P: 5 | LOB: 0 | BB: 0 | P: 5 | LOB: 0 | BB: 2 | P: 15 | LOB: 0 | BB: 0 | P: 5 | LOB: 0 | BB: 0 | P: 5 | LOB: 0 | BB: 0 | P: 3 | LOB: 0 | BB: 0 | P: 4 | LOB: 2 | BB: 1 | P: 8 | LOB: 0 | BB: 1 | P: 8 | LOB: 0 | BB: 1 | P: 8 |      |

| PITCHER                            | IP  | WLS | BF | H | R | ER | SO | BB | IBB | HBP | BLK | WP | HR | S  | P  | ERA  | WHIP  | PITCHER | IP | WLS | BF | H | R | ER | SO | BB | IBB | HBP | BLK | WP | HR | S | P | ERA | WHIP |  |  |  |  |  |  |
|------------------------------------|-----|-----|----|---|---|----|----|----|-----|-----|-----|----|----|----|----|------|-------|---------|----|-----|----|---|---|----|----|----|-----|-----|-----|----|----|---|---|-----|------|--|--|--|--|--|--|
| Ken Johnson, R (1, 1)<br>ERA: 3.08 | 8.0 | L   | 32 | 6 | 3 | 3  | 2  | 1  | 2   | 0   | 0   | 0  | 1  | 33 | 45 | 3.38 | 0.875 |         |    |     |    |   |   |    |    |    |     |     |     |    |    |   |   |     |      |  |  |  |  |  |  |

**BOTTOM**

**Atlanta Braves @ San Francisco Giants**  
 Candlestick Park, San Francisco, CA

Thu Jun 30 1966, 6:33 AM EDT  
 Att. 12,526 - Unknown

| AB | R | H | RBI | BB | SO | LOB |
|----|---|---|-----|----|----|-----|
| 4  | 0 | 0 | 0   | 0  | 0  | 1   |
| 3  | 1 | 0 | 0   | 1  | 1  | 0   |
| 4  | 1 | 2 | 2   | 0  | 0  | 0   |
| 3  | 0 | 0 | 0   | 1  | 1  | 0   |
| 4  | 0 | 1 | 0   | 0  | 0  | 2   |
| 3  | 1 | 2 | 0   | 0  | 0  | 0   |
| 2  | 0 | 0 | 0   | 1  | 0  | 1   |
| 2  | 0 | 0 | 1   | 0  | 0  | 3   |
| 3  | 0 | 1 | 0   | 0  | 0  | 0   |

| AB  | 28 |
|-----|----|
| R   | 3  |
| H   | 6  |
| RBI | 3  |
| BB  | 3  |
| SO  | 2  |
| LOB | 7  |

livebaseballscorecards.com

| WP | PA |
|----|----|
| 0  | 32 |

| Batter  | 1   | 2                               | 3                            | 4                               | 5                               | 6                               | 7                            | 8                               | 9                            | AB R H RBI BB SO LOB             | TOP                          |                                 |                               |                                  |                              |                                 |                              |                                 |                                   |                                    |                                  |        |  |  |  |  |  |
|---|---|---------------------------------|------------------------------|---------------------------------|---------------------------------|---------------------------------|------------------------------|---------------------------------|------------------------------|----------------------------------|------------------------------|---------------------------------|-------------------------------|----------------------------------|------------------------------|---------------------------------|------------------------------|---------------------------------|-----------------------------------|------------------------------------|----------------------------------|--------|--|--|--|--|--|
| Felipe Alou, R<br>OBP: 0.325, SLG: 0.496<br>(1, 3) X    | 0-0<br>6-3<br>①                                       |                                 | 0-3<br>K<br>①                |                                 | 0-0<br>FC1-5-2<br>1B 2B<br>①    | 0-0<br>F8<br>③                  |                              | 0-0<br>1-4-3<br>②               |                              | 5 1 1 1 0 1 0                    |                              |                                 |                               |                                  |                              |                                 |                              |                                 |                                   |                                    |                                  |        |  |  |  |  |  |
| Mack Jones, L<br>OBP: 0.323, SLG: 0.486<br>(1, 8) X     | 0-0<br>4-3<br>②                                       |                                 | 0-0<br>F7<br>②               |                                 | 0-0<br>FC1-5-2<br>1B<br>①       |                                 | 0-3<br>K<br>①                | 0-0<br>F5<br>③                  |                              | 5 1 0 0 0 1 2                    |                              |                                 |                               |                                  |                              |                                 |                              |                                 |                                   |                                    |                                  |        |  |  |  |  |  |
| Hank Aaron, R<br>OBP: 0.390, SLG: 0.607<br>(1, 9) X     | 0-0<br>1B<br>1B                                       |                                 | 0-0<br>2B                    |                                 | 4-0<br>1B<br>E<br>IBB           |                                 | 0-0<br>1B<br>1B              |                                 | 0-3<br>K<br>①                | 4 2 3 0 1 1 0                    |                              |                                 |                               |                                  |                              |                                 |                              |                                 |                                   |                                    |                                  |        |  |  |  |  |  |
| Rico Carty, R<br>OBP: 0.394, SLG: 0.416<br>(1, 7) X     | 0-0<br>FC6-4<br>1B<br>③                               |                                 | 0-0<br>F8<br>③               |                                 | 0-0<br>E<br>S<br>1B<br>③        |                                 | 0-0<br>BB<br>1B<br>1B        |                                 | 0-0<br>1B                    | 5 0 4 2 0 0 1                    |                              |                                 |                               |                                  |                              |                                 |                              |                                 |                                   |                                    |                                  |        |  |  |  |  |  |
| Joe Torre, R<br>OBP: 0.358, SLG: 0.504<br>(1, 2) X      | 0-0<br>FC6-4<br>1-2f<br>③                             |                                 |                              | 0-0<br>G5-4-3<br>1B<br>①        | 0-0<br>E5<br>1B<br>③            |                                 | 0-3<br>K<br>②                |                                 | 0-0<br>F8<br>②               | 5 0 1 0 0 1 6                    |                              |                                 |                               |                                  |                              |                                 |                              |                                 |                                   |                                    |                                  |        |  |  |  |  |  |
| Frank Bolling, R<br>OBP: 0.192, SLG: 0.188<br>(1, 4) X  |   | 0-0<br>F2<br>①                  |                              | 0-0<br>F7<br>①                  | 0-0<br>G5-4-3<br>IBB<br>③       |                                 | 0-0<br>BB<br>1B              |                                 | 0-0<br>F7<br>③               | 4 0 1 1 1 0 2                    |                              |                                 |                               |                                  |                              |                                 |                              |                                 |                                   |                                    |                                  |        |  |  |  |  |  |
| Denis Menke, R<br>OBP: 0.359, SLG: 0.413<br>(1, 5) X    |   | 4-0<br>BB<br>②                  |                              | 0-0<br>G5-4-3<br>1-2f<br>②      | 0-0<br>G5-4-3<br>1-2f<br>③      |                                 | 4-0<br>BB<br>1B<br>③         |                                 |                              | 2 0 0 0 2 0 4                    |                              |                                 |                               |                                  |                              |                                 |                              |                                 |                                   |                                    |                                  |        |  |  |  |  |  |
| Woody Woodward, R<br>OBP: 0.327, SLG: 0.309<br>(1, 6) X |   | 0-0<br>F8<br>②                  |                              |                                 | 0-0<br>1B<br>2B<br>1B           | 0-0<br>F2                       | 0-0<br>3-1<br>③              |                                 |                              | 4 1 1 0 0 0 4                    |                              |                                 |                               |                                  |                              |                                 |                              |                                 |                                   |                                    |                                  |        |  |  |  |  |  |
| Denny Lemaster, R<br>OBP: 0.171, SLG: 0.094<br>(1, 1) X |   | 0-0<br>F8<br>③                  |                              |                                 | 0-0<br>2B<br>FC1-5-2<br>1B<br>① | 0-0<br>6-3<br>②                 |                              | 0-0<br>F9<br>①                  |                              | 1 0 0 0 0 0 1                    |                              |                                 |                               |                                  |                              |                                 |                              |                                 |                                   |                                    |                                  |        |  |  |  |  |  |
| John Herrnstein, L<br>OBP: 0.239, SLG: 0.186<br>(5, PH) |   |                                 |                              |                                 |                                 |                                 |                              |                                 |                              | 1 0 1 0 0 0 0                    |                              |                                 |                               |                                  |                              |                                 |                              |                                 |                                   |                                    |                                  |        |  |  |  |  |  |
| Clay Carroll, R<br>(5, 1)                               |   |                                 |                              |                                 |                                 |                                 |                              |                                 |                              | 1 0 0 0 0 0 0                    |                              |                                 |                               |                                  |                              |                                 |                              |                                 |                                   |                                    |                                  |        |  |  |  |  |  |
| Ted Abernathy, R<br>OBP: 0.300, SLG: 0.222<br>(7, 1)    |   |                                 |                              |                                 |                                 |                                 |                              |                                 |                              | 1 0 0 0 0 0 0                    |                              |                                 |                               |                                  |                              |                                 |                              |                                 |                                   |                                    |                                  |        |  |  |  |  |  |
| Chi-Chi Olivo, R<br>(8, 1)                              |   |                                 |                              |                                 |                                 |                                 |                              |                                 |                              | 0 0 0 0 0 0 0                    |                              |                                 |                               |                                  |                              |                                 |                              |                                 |                                   |                                    |                                  |        |  |  |  |  |  |
| <b>Inning Stats</b>                                     | R: 0<br>E: 0<br>K: 0<br>S: 5                          | H: 2<br>LOB: 2<br>BB: 0<br>P: 5 | R: 0<br>E: 0<br>K: 0<br>S: 3 | H: 0<br>LOB: 1<br>BB: 1<br>P: 7 | R: 0<br>E: 0<br>K: 1<br>S: 6    | H: 1<br>LOB: 0<br>BB: 0<br>P: 6 | R: 0<br>E: 0<br>K: 0<br>S: 3 | H: 1<br>LOB: 0<br>BB: 0<br>P: 3 | R: 4<br>E: 1<br>K: 0<br>S: 7 | H: 4<br>LOB: 2<br>BB: 2<br>P: 15 | R: 0<br>E: 0<br>K: 0<br>S: 3 | H: 0<br>LOB: 0<br>BB: 0<br>P: 3 | R: 1<br>E: 0<br>K: 2<br>S: 10 | H: 3<br>LOB: 3<br>BB: 1<br>P: 14 | R: 0<br>E: 0<br>K: 0<br>S: 3 | H: 0<br>LOB: 0<br>BB: 0<br>P: 3 | R: 0<br>E: 0<br>K: 1<br>S: 6 | H: 1<br>LOB: 1<br>BB: 0<br>P: 6 | 1B: 10<br>2B: 2<br>3B: 0<br>HR: 0 | SF: 0<br>SAC: 0<br>DP: 2<br>HBP: 0 | WP: 0<br>PB: 0<br>SB: 1<br>CS: 0 | PA: 42 |  |  |  |  |  |
| <b>PITCHER</b>  | IP WLS BF H R ER SO BB IBB HBP BLK WP HR S P ERA WHIP |                                 |                              |                                 |                                 |                                 |                              |                                 |                              |                                  |                              |                                 |                               |                                  |                              |                                 |                              |                                 |                                   |                                    |                                  |        |  |  |  |  |  |
| Ron Herbel, R<br>ERA: 4.18<br>(1, 1)                    | 4.1   |                                 | 22                           | 8                               | 4                               | 3                               | 1                            | 1                               | 1                            | 0                                | 0                            | 0                               | 0                             | 22                               | 30                           | 6.23                            | 2.077                        |                                 |                                   |                                    |                                  |        |  |  |  |  |  |
| Lindy McDaniel, R<br>ERA: 3.21<br>(5, 1)                | 2.1   |                                 | 12                           | 3                               | 1                               | 1                               | 2                            | 1                               | 1                            | 0                                | 0                            | 0                               | 0                             | 14                               | 22                           | 3.86                            | 1.714                        |                                 |                                   |                                    |                                  |        |  |  |  |  |  |
| Frank Linzy, R<br>ERA: 2.94<br>(7, 1)                   | 1.1   | W                               | 4                            | 0                               | 0                               | 0                               | 0                            | 0                               | 0                            | 0                                | 0                            | 0                               | 0                             | 4                                | 4                            | 0.00                            | 0.000                        |                                 |                                   |                                    |                                  |        |  |  |  |  |  |
| Bob Priddy, R<br>ERA: 2.34<br>(9, 1)                    | 1.0   | S                               | 4                            | 1                               | 0                               | 0                               | 1                            | 0                               | 0                            | 0                                | 0                            | 0                               | 0                             | 6                                | 6                            | 0.00                            | 1.000                        |                                 |                                   |                                    |                                  |        |  |  |  |  |  |

Atlanta Braves @ San Francisco Giants  
Candlestick Park, San Francisco, CA

AB 38  
R 5  
H 12  
RBI 4  
BB 4  
SO 4  
LOB 20



Fri Jul 01 1966, 10:05 PM EDT  
Att: 15,670 - Unknown

livebaseballscorecards.com



| Batter   | 1                    | 2        | 3                | 4         | 5                               | 6          | 7                          | 8                                   | 9 |
|--|----------------------|----------|------------------|-----------|---------------------------------|------------|----------------------------|-------------------------------------|---|
| Jesus Alou, R<br>OBP: 0.273, SLG: 0.301 (1, 9)           | 0-0<br>FC5-4<br>1B   |          | 0-0<br>5-3       | 0-0<br>F1 |                                 |            | 4-0<br>FC4-6<br>BB         | 0-0<br>E6<br>BB<br>E                |   |
| Tom Haller, L<br>OBP: 0.331, SLG: 0.511 (1, 2)           | 0-3<br>K             |          | 0-0<br>HR<br>2B  |           | 0-0<br>2B<br>6-3<br>1B          |            | 0-0<br>FC4-6<br>1-2f<br>BB | 4-0<br>E<br>BB<br>1-2<br>2-3<br>3-H |   |
| Willie Mays, R<br>OBP: 0.346, SLG: 0.546 (1, 8)          | 0-0<br>F8            |          | 0-0<br>F9        |           | 0-0<br>6-3<br>1-3<br>G3-2<br>2B |            | 0-0<br>F8                  | 0-0<br>E6<br>1-3<br>2-H<br>3-H      |   |
| Jim Ray Hart, R<br>OBP: 0.374, SLG: 0.553 (1, 5)         | 0-0<br>FC5-4<br>1-2f |          | 4-0<br>HR<br>IBB |           | 0-0<br>6-3                      |            |                            | K<br>F6                             |   |
| Cap Peterson, R<br>OBP: 0.306, SLG: 0.309 (1, 7)         |                      | 0-0      | 0-0              |           | 0-0<br>G3-2                     |            |                            | 0-0<br>1B<br>1B<br>WP<br>1B         |   |
| Frank Linzy, R<br>OBP: 0.200, SLG: 0.400 (7, 1)          |                      |          |                  |           |                                 |            |                            |                                     |   |
| Don Landrum, L<br>OBP: 0.275, SLG: 0.289 (8, PH) (9, 7)  |                      |          | 1-H<br>2-H<br>HR |           |                                 |            |                            |                                     |   |
| Willie McCovey, L<br>OBP: 0.369, SLG: 0.530 (1, 3)       | 0-3<br>K             |          | 4-0<br>BB        |           |                                 | 0-0<br>F7  |                            | 0-0<br>WP<br>1B<br>E<br>1B          |   |
| Jim Davenport, R<br>OBP: 0.328, SLG: 0.415 (1, 6)        | 0-0<br>F2            |          | 0-0<br>F9        |           |                                 | 0-0<br>1-3 |                            | 0-0<br>E<br>WP<br>BB<br>1B          |   |
| Hal Lanier, R<br>OBP: 0.231, SLG: 0.269 (1, 4)           |                      | 4-0      |                  | 0-0<br>F4 |                                 | 0-0<br>5-3 |                            | 0-3<br>K2-3                         |   |
| Ozzie Virgil, R<br>OBP: 0.231, SLG: 0.462 (8, PH) (9, 4) |                      |          |                  |           |                                 |            |                            | 1-2<br>2-3<br>3-H                   |   |
| Ron Herbel, R<br>OBP: 0.080, SLG: 0.042 (1, 1)           |                      | 0-3<br>K |                  | 0-0<br>F4 |                                 |            | 0-0<br>4-3                 | 4-0<br>BB<br>E<br>E<br>IBB          |   |
| Lindy McDaniel, R<br>OBP: 0.111, SLG: 0.111 (5, 1)       |                      |          |                  |           |                                 |            |                            |                                     |   |
| Len Gabrielson, L<br>OBP: 0.280, SLG: 0.319 (7, 7)       |                      |          |                  |           |                                 |            |                            |                                     |   |
| Bob Priddy, R<br>OBP: 0.286, SLG: 0.167 (9, 1)           |                      |          |                  |           |                                 |            |                            |                                     |   |

| Inning Stats | R: 0<br>E: 0<br>K: 1<br>S: 6 | H: 1<br>LOB: 1<br>BB: 0<br>P: 6 | R: 0<br>E: 0<br>K: 2<br>S: 8 | H: 1<br>LOB: 2<br>BB: 1<br>P: 12 | R: 3<br>E: 0<br>K: 0<br>S: 5 | H: 2<br>LOB: 1<br>BB: 2<br>P: 13 | R: 0<br>E: 0<br>K: 0<br>S: 3 | H: 0<br>LOB: 0<br>BB: 0<br>P: 3 | R: 1<br>E: 0<br>K: 0<br>S: 4 | H: 2<br>LOB: 0<br>BB: 0<br>P: 4 | R: 0<br>E: 0<br>K: 0<br>S: 3 | H: 0<br>LOB: 0<br>BB: 0<br>P: 3 | R: 0<br>E: 0<br>K: 0<br>S: 3 | H: 0<br>LOB: 1<br>BB: 1<br>P: 7 | R: 5<br>E: 2<br>K: 2<br>S: 12 | H: 3<br>LOB: 2<br>BB: 2<br>P: 20 |
|--------------|------------------------------|---------------------------------|------------------------------|----------------------------------|------------------------------|----------------------------------|------------------------------|---------------------------------|------------------------------|---------------------------------|------------------------------|---------------------------------|------------------------------|---------------------------------|-------------------------------|----------------------------------|
|--------------|------------------------------|---------------------------------|------------------------------|----------------------------------|------------------------------|----------------------------------|------------------------------|---------------------------------|------------------------------|---------------------------------|------------------------------|---------------------------------|------------------------------|---------------------------------|-------------------------------|----------------------------------|

| PITCHER                               | IP  | WLS | BF | H | R | ER | SO | BB | IBB | HBP | BLK | WP | HR | S  | P  | ERA  | WHIP  |
|---------------------------------------|-----|-----|----|---|---|----|----|----|-----|-----|-----|----|----|----|----|------|-------|
| Denny Lemaster, L<br>ERA: 3.92 (1, 1) | 4.0 |     | 19 | 4 | 3 | 3  | 3  | 1  | 2   | 0   | 0   | 0  | 1  | 22 | 34 | 6.75 | 1.250 |
| Clay Carroll, R<br>ERA: 2.48 (5, 1)   | 2.0 |     | 7  | 2 | 1 | 1  | 0  | 0  | 0   | 0   | 0   | 0  | 0  | 7  | 7  | 4.50 | 1.000 |
| Ted Abernathy, R<br>ERA: 5.94 (7, 1)  | 1.2 | L   | 11 | 3 | 5 | 1  | 2  | 1  | 1   | 0   | 0   | 1  | 0  | 13 | 21 | 5.40 | 2.400 |
| Chi-Chi Olivo, R<br>ERA: 3.73 (8, 1)  | 0.1 |     | 3  | 0 | 0 | 0  | 0  | 1  | 0   | 0   | 0   | 0  | 0  | 2  | 6  | 0.00 | 3.000 |

**BOTTOM**

AB R H RBI BB SO LOB

|   |   |   |   |   |   |   |
|---|---|---|---|---|---|---|
| 4 | 1 | 1 | 0 | 1 | 0 | 2 |
| 4 | 2 | 2 | 1 | 1 | 1 | 2 |
| 5 | 0 | 1 | 0 | 0 | 0 | 4 |
| 4 | 1 | 0 | 1 | 1 | 1 | 4 |
| 3 | 1 | 2 | 3 | 0 | 0 | 1 |
| 0 | 0 | 0 | 0 | 0 | 0 | 0 |
| 1 | 1 | 1 | 0 | 0 | 0 | 0 |
| 3 | 1 | 1 | 0 | 1 | 1 | 1 |
| 4 | 1 | 1 | 0 | 0 | 0 | 2 |
| 2 | 0 | 0 | 0 | 1 | 0 | 0 |
| 1 | 0 | 0 | 0 | 0 | 1 | 2 |
| 2 | 0 | 0 | 0 | 0 | 1 | 2 |
| 0 | 0 | 0 | 0 | 0 | 0 | 0 |
| 1 | 1 | 0 | 0 | 1 | 0 | 0 |
| 0 | 0 | 0 | 0 | 0 | 0 | 0 |

1B: 5 SF: 0  
2B: 4 SAC: 0  
3B: 0 DP: 1  
HR: 1 HBP: 0

WP: 1 PA: 40  
PB: 0  
SB: 0  
CS: 0

**Atlanta Braves @ San Francisco Giants**  
Candlestick Park, San Francisco, CA

livebaseballscorecards.com

**GIANTS**

Fri Jul 01 1966, 10:05 PM EDT  
Att. 15,670 - Unknown

| Batter   | 1   | 2                               | 3                            | 4                                | 5                            | 6                               | 7                            | 8                               | 9                            | 10                              | AB R H RBI BB SO LOB         | TOP  |   |                                 |                              |                                  |                              |                                 |                              |                                 |                                  |                                    |                                  |        |  |  |  |  |
|--|---|---------------------------------|------------------------------|----------------------------------|------------------------------|---------------------------------|------------------------------|---------------------------------|------------------------------|---------------------------------|------------------------------|--|---|---------------------------------|------------------------------|----------------------------------|------------------------------|---------------------------------|------------------------------|---------------------------------|----------------------------------|------------------------------------|----------------------------------|--------|--|--|--|--|
| Felipe Alou, R (1, 3)<br>OBP: 0.331, SLG: 0.509    | 0-0<br>G4-6-3<br>1B   |                                 |                              | 0-0<br>FC5-4<br>1B               |                              | 0-0<br>1B                       |                              | 0-3<br>K                        |                              | 0-0<br>1-H<br>HR                | 5 1 4 2 0 1 1                | <p>Atlanta Braves @ San Francisco Giants</p> <p>Candlestick Park, San Francisco, CA</p> <p>Sat Jul 02 1966, 6:33 AM EDT</p> <p>Att. 19,794 - Unknown</p> |   |                                 |                              |                                  |                              |                                 |                              |                                 |                                  |                                    |                                  |        |  |  |  |  |
| Mack Jones, L (1, 8)<br>OBP: 0.319, SLG: 0.472     | 0-0<br>G4-6-3<br>1-2f   |                                 |                              | 0-0<br>F4                        |                              | 0-0<br>F3                       |                              | 4-0<br>1-2<br>BB                |                              | 0-3<br>K                        | 4 0 0 0 1 1 3                |  |   |                                 |                              |                                  |                              |                                 |                              |                                 |                                  |                                    |                                  |        |  |  |  |  |
| Hank Aaron, R (1, 9)<br>OBP: 0.385, SLG: 0.597     | 0-0<br>F3   |                                 |                              | 0-0<br>FC5-4<br>WP<br>1-2f<br>1B |                              | 0-0<br>F5                       |                              | 0-0<br>F3                       |                              | 0-0<br>F7                       | 5 0 0 0 0 0 4                |  |   |                                 |                              |                                  |                              |                                 |                              |                                 |                                  |                                    |                                  |        |  |  |  |  |
| Rico Carty, R (1, 7)<br>OBP: 0.391, SLG: 0.413     |   | 0-0<br>6-3                      |                              | 0-0<br>WP<br>1-2<br>1B           |                              | 0-0<br>F8                       |                              | 0-0<br>F8                       |                              |                                 | 4 0 1 0 0 0 0                |  |   |                                 |                              |                                  |                              |                                 |                              |                                 |                                  |                                    |                                  |        |  |  |  |  |
| Joe Torre, R (1, 2)<br>OBP: 0.356, SLG: 0.511      |   | 0-0<br>F9                       |                              | 0-0<br>F8<br>1-2<br>2-3          |                              | 0-0<br>HR                       |                              | 0-0<br>6-3                      |                              |                                 | 4 1 1 1 0 0 2                |  |   |                                 |                              |                                  |                              |                                 |                              |                                 |                                  |                                    |                                  |        |  |  |  |  |
| Eddie Mathews, L (1, 5)<br>OBP: 0.308, SLG: 0.348  |   | 0-0<br>G3                       |                              |                                  | 0-3<br>K                     |                                 | 0-0<br>4-3                   |                                 | 0-0<br>S<br>1B               |                                 | 4 0 1 0 0 1 0                |  |   |                                 |                              |                                  |                              |                                 |                              |                                 |                                  |                                    |                                  |        |  |  |  |  |
| Felix Millan, R (9, PR)<br>OBP: 0.295, SLG: 0.342  |   |                                 |                              |                                  |                              |                                 |                              |                                 |                              |                                 | 0 0 0 0 0 0 0                |  |   |                                 |                              |                                  |                              |                                 |                              |                                 |                                  |                                    |                                  |        |  |  |  |  |
| Denis Menke, R (9, 5)<br>OBP: 0.359, SLG: 0.413    |   |                                 |                              |                                  |                              |                                 |                              |                                 |                              |                                 | 0 0 0 0 0 0 0                |  |   |                                 |                              |                                  |                              |                                 |                              |                                 |                                  |                                    |                                  |        |  |  |  |  |
| Frank Bolling, R (1, 4)<br>OBP: 0.184, SLG: 0.180  |   |                                 | 0-0<br>6-3                   |                                  | 0-0<br>4-3                   |                                 | 0-0<br>F8                    |                                 | 0-0<br>1-2<br>6-3            |                                 | 4 0 0 0 0 0 1                |  |   |                                 |                              |                                  |                              |                                 |                              |                                 |                                  |                                    |                                  |        |  |  |  |  |
| Woody Woodward, R (1, 6)<br>OBP: 0.325, SLG: 0.308 |   |                                 | 0-0<br>1-3                   |                                  | 0-0<br>F7                    |                                 |                              | 0-0<br>BB<br>1B                 |                              | 0-0<br>6-3                      | 4 0 1 0 0 0 0                |  |   |                                 |                              |                                  |                              |                                 |                              |                                 |                                  |                                    |                                  |        |  |  |  |  |
| Joey Jay, S (1, 1)<br>OBP: 0.152, SLG: 0.097       |   |                                 | 0-3<br>K                     |                                  |                              | 0-0<br>4-3                      |                              | 0-3<br>K                        |                              | 0-0<br>HR<br>1B                 | 3 0 0 0 0 2 1                |  |   |                                 |                              |                                  |                              |                                 |                              |                                 |                                  |                                    |                                  |        |  |  |  |  |
| Chi-Chi Olivo, R (8, 1)                            |   |                                 |                              |                                  |                              |                                 |                              |                                 |                              |                                 | 0 0 0 0 0 0 0                |  |   |                                 |                              |                                  |                              |                                 |                              |                                 |                                  |                                    |                                  |        |  |  |  |  |
| Gene Oliver, R (10, PH)<br>OBP: 0.262, SLG: 0.337  |   |                                 |                              |                                  |                              |                                 |                              |                                 |                              |                                 | 1 1 1 0 0 0 0                |  |   |                                 |                              |                                  |                              |                                 |                              |                                 |                                  |                                    |                                  |        |  |  |  |  |
| Clay Carroll, R (10, 1)                            |   |                                 |                              |                                  |                              |                                 |                              |                                 |                              |                                 | 0 0 0 0 0 0 0                |  |   |                                 |                              |                                  |                              |                                 |                              |                                 |                                  |                                    |                                  |        |  |  |  |  |
| <b>Inning Stats</b>                                | R: 0<br>E: 0<br>K: 0<br>S: 3  | H: 1<br>LOB: 0<br>BB: 0<br>P: 3 | R: 0<br>E: 0<br>K: 0<br>S: 3 | H: 0<br>LOB: 0<br>BB: 0<br>P: 3  | R: 0<br>E: 0<br>K: 1<br>S: 5 | H: 0<br>LOB: 0<br>BB: 0<br>P: 5 | R: 0<br>E: 0<br>K: 0<br>S: 5 | H: 2<br>LOB: 2<br>BB: 0<br>P: 5 | R: 0<br>E: 0<br>K: 1<br>S: 5 | H: 0<br>LOB: 0<br>BB: 0<br>P: 5 | R: 0<br>E: 0<br>K: 0<br>S: 4 | H: 1<br>LOB: 1<br>BB: 0<br>P: 4  | R: 1<br>E: 0<br>K: 0<br>S: 4  | H: 1<br>LOB: 0<br>BB: 0<br>P: 4 | R: 0<br>E: 0<br>K: 2<br>S: 8 | H: 1<br>LOB: 2<br>BB: 1<br>P: 12 | R: 0<br>E: 0<br>K: 0<br>S: 4 | H: 1<br>LOB: 2<br>BB: 0<br>P: 4 | R: 2<br>E: 0<br>K: 1<br>S: 7 | H: 2<br>LOB: 0<br>BB: 0<br>P: 7 | 1B: 7<br>2B: 0<br>3B: 0<br>HR: 2 | SF: 0<br>SAC: 0<br>DP: 1<br>HBP: 0 | WP: 1<br>PB: 0<br>SB: 1<br>CS: 0 | PA: 39 |  |  |  |  |
| <b>PITCHER</b>                                     | IP<br>WLS<br>BF<br>H<br>R<br>ER<br>SO<br>BB<br>IBB<br>HBP<br>BLK<br>WP<br>HR<br>S<br>P<br>ERA<br>WHIP |                                 |                              |                                  |                              |                                 |                              |                                 |                              |                                 |                              |  | IP<br>WLS<br>BF<br>H<br>R<br>ER<br>SO<br>BB<br>IBB<br>HBP<br>BLK<br>WP<br>HR<br>S<br>P<br>ERA<br>WHIP |                                 |                              |                                  |                              |                                 |                              |                                 |                                  |                                    |                                  |        |  |  |  |  |
| Bobby Bolin, R (1, 1)<br>ERA: 2.95                 | 7.0   | L                               | 25                           | 5                                | 1                            | 1                               | 2                            | 0                               | 0                            | 0                               | 0                            | 1  | 1   | 29                              | 29                           | 1.29                             | 0.714                        |                                 |                              |                                 |                                  |                                    |                                  |        |  |  |  |  |
| Frank Linzy, R (8, 1)<br>ERA: 3.12                 | 3.0   | L                               | 14                           | 4                                | 2                            | 2                               | 3                            | 1                               | 0                            | 0                               | 0                            | 0  | 1   | 19                              | 23                           | 6.00                             | 1.667                        |                                 |                              |                                 |                                  |                                    |                                  |        |  |  |  |  |

|     |    |
|-----|----|
| AB  | 38 |
| R   | 3  |
| H   | 9  |
| RBI | 3  |
| BB  | 1  |
| SO  | 5  |
| LOB | 12 |



livebaseballscores.com

BOTTOM

Atlanta Braves @ San Francisco Giants  
Candlestick Park, San Francisco, CA

Sat Jul 02 1966, 6:33 AM EDT  
Att: 19,794 - Unknown

livebaseballscorecards.com

AB 37  
R 1  
H 6  
RBI 1  
BB 6  
SO 7  
LOB 25



WP: 1 PA: 43  
PB: 0  
SB: 0  
CS: 0

AB R H RBI BB SO LOB

|   |   |   |   |   |   |   |
|---|---|---|---|---|---|---|
| 5 | 0 | 1 | 0 | 0 | 0 | 4 |
| 4 | 0 | 0 | 0 | 1 | 1 | 3 |
| 5 | 1 | 1 | 0 | 0 | 0 | 2 |
| 4 | 0 | 1 | 0 | 1 | 1 | 1 |
| 4 | 0 | 0 | 0 | 1 | 1 | 3 |
| 5 | 0 | 0 | 1 | 0 | 2 | 5 |
| 3 | 0 | 0 | 0 | 2 | 1 | 1 |
| 4 | 0 | 2 | 0 | 0 | 0 | 3 |
| 1 | 0 | 0 | 0 | 1 | 1 | 2 |
| 1 | 0 | 0 | 0 | 0 | 0 | 1 |
| 1 | 0 | 1 | 0 | 0 | 0 | 0 |

| Batter   | 1   | 2  | 3           | 4  | 5             | 6         | 7   | 8                  | 9                      | 10                     |
|--|-----|----|-------------|----|---------------|-----------|-----|--------------------|------------------------|------------------------|
| Jesus Alou, R<br>OBP: 0.271, SLG: 0.305 (1, 9)     | 5-3 |    | FC6-4<br>2B |    | FC6-4<br>1-2f |           | 5-3 |                    | FC3-6<br>FC6-4<br>1-2f |                        |
| Tom Haller, L<br>OBP: 0.328, SLG: 0.502 (1, 2)     | 4-3 |    | F8          |    |               | E<br>BB   |     | K                  | FC6-4<br>1-2f          |                        |
| Willie Mays, R<br>OBP: 0.343, SLG: 0.539 (1, 8)    | F8  |    |             | F8 |               | F7        |     | 1B WP<br>FC4<br>1B | F9                     |                        |
| Willie McCovey, L<br>OBP: 0.369, SLG: 0.526 (1, 3) |     | F9 |             | K  |               | E5<br>1-3 |     | FC4 BB<br>1B       |                        | FC5-4<br>BB            |
| Jim Ray Hart, R<br>OBP: 0.371, SLG: 0.545 (1, 5)   |     | F3 |             | K  |               | 6-3       |     | IBB FC4<br>BB      |                        | FC5-4<br>FC5-4<br>1-2f |
| Len Gabrielson, L<br>OBP: 0.271, SLG: 0.307 (1, 7) |     |    | K           |    | F5            | K         |     | FC4<br>IBB         |                        | F8                     |
| Jim Davenport, R<br>OBP: 0.350, SLG: 0.408 (1, 6)  |     |    | F7          |    | 1B<br>BB      |           | K   | FC6-4<br>IBB       |                        | FC5-4<br>1-2f          |
| Hal Lanier, R<br>OBP: 0.235, SLG: 0.273 (1, 4)     |     |    | 5-3         |    | FC6-4<br>1B   |           |     | FC6-4<br>1-2f      |                        |                        |
| Bobby Bolin, R<br>OBP: 0.237, SLG: 0.182 (1, 1)    |     |    |             |    |               |           | F4  |                    |                        | FC3-6<br>1B            |
| Don Landrum, L<br>OBP: 0.272, SLG: 0.286 (7, PH)   |     |    | 2B          |    | K             |           |     |                    |                        |                        |
| Frank Linzy, R<br>OBP: 0.273, SLG: 0.455 (8, 1)    |     |    | BB          |    |               |           |     |                    |                        |                        |

| Inning Stats | R: 0 | H: 0 | E: 0 | K: 0 | S: 3 | P: 3 | R: 0 | H: 0 | E: 0 | K: 1 | S: 5 | P: 5 | R: 0 | H: 1 | E: 0 | K: 0 | S: 4 | R: 0 | H: 0 | E: 0 | K: 2 | S: 7 | P: 7 | R: 0 | H: 1 | E: 0 | K: 1 | S: 6 | R: 0 | H: 0 | E: 1 | K: 1 | S: 6 | R: 0 | H: 1 | E: 0 | K: 1 | S: 6 | R: 1 | H: 2 | E: 0 | K: 1 | S: 7 | P: 15 | R: 0 | H: 1 | E: 0 | K: 0 | S: 4 | P: 4 | R: 0 | H: 0 | E: 0 | K: 0 | S: 3 | P: 7 | 1B: 5 | SF: 0 | 2B: 1 | 3B: 0 | HR: 0 | WP: 1 | PA: 43 |
|--------------|------|------|------|------|------|------|------|------|------|------|------|------|------|------|------|------|------|------|------|------|------|------|------|------|------|------|------|------|------|------|------|------|------|------|------|------|------|------|------|------|------|------|------|-------|------|------|------|------|------|------|------|------|------|------|------|------|-------|-------|-------|-------|-------|-------|--------|
|--------------|------|------|------|------|------|------|------|------|------|------|------|------|------|------|------|------|------|------|------|------|------|------|------|------|------|------|------|------|------|------|------|------|------|------|------|------|------|------|------|------|------|------|------|-------|------|------|------|------|------|------|------|------|------|------|------|------|-------|-------|-------|-------|-------|-------|--------|

| PITCHER                              | IP  | WLS | BF | H | R | ER | SO | BB | IBB | HBP | BLK | WP | HR | S  | P  | ERA  | WHIP  |
|--------------------------------------|-----|-----|----|---|---|----|----|----|-----|-----|-----|----|----|----|----|------|-------|
| Joey Jay, R<br>ERA: 3.9 (1, 1)       | 7.1 |     | 30 | 4 | 1 | 1  | 7  | 3  | 0   | 0   | 0   | 0  | 0  | 41 | 53 | 1.23 | 0.955 |
| Chi-Chi Olivo, R<br>ERA: 3.61 (8, 1) | 1.2 | W   | 9  | 2 | 0 | 0  | 0  | 1  | 1   | 0   | 0   | 1  | 0  | 7  | 15 | 0.00 | 1.800 |
| Clay Carroll, R<br>ERA: 2.44 (10, 1) | 1.0 | S   | 4  | 0 | 0 | 0  | 0  | 1  | 0   | 0   | 0   | 0  | 0  | 3  | 7  | 0.00 | 1.000 |





| Batter   | 1   | 2                               | 3                            | 4                               | 5                            | 6                               | 7                                 | 8                                | 9                            | AB R H RBI BB SO LOB            | TOP  |                                 |   |                                 |                              |                                 |                              |                                  |                                  |                                    |                                  |        |
|--|---|---------------------------------|------------------------------|---------------------------------|------------------------------|---------------------------------|-----------------------------------|----------------------------------|------------------------------|---------------------------------|--|---------------------------------|---|---------------------------------|------------------------------|---------------------------------|------------------------------|----------------------------------|----------------------------------|------------------------------------|----------------------------------|--------|
| Lou Brock, L (1, 7)<br>OBP: 0.294, SLG: 0.415      | 0-0<br>F4   |                                 | 0-0<br>5-3                   |                                 | 0-0<br>HR                    |                                 | 0-0<br>1B 3-1<br>1B               |                                  | 0-3<br>K                     | 5 2 2 1 0 1 1                   | <b>St. Louis Cardinals @ San Francisco Giants</b><br><b>Candlestick Park, San Francisco, CA</b><br>Mon Jul 04 1966, 6:33 AM EDT<br>Unknown<br><a href="http://livebaseballscorecards.com">livebaseballscorecards.com</a> |                                 |   |                                 |                              |                                 |                              |                                  |                                  |                                    |                                  |        |
| Phil Gagliano, R (1, 5)<br>OBP: 0.374, SLG: 0.365  | 0-3<br>K  |                                 |                              | 0-0<br>HR                       | 0-0<br>4-3                   |                                 | 0-0<br>3-1                        | 0-0<br>BB                        | 4 1 1 1 1 1 2                |                                 |  |                                 |   |                                 |                              |                                 |                              |                                  |                                  |                                    |                                  |        |
| Curt Flood, R (1, 8)<br>OBP: 0.310, SLG: 0.377     | 0-0<br>G3   |                                 |                              | 0-0<br>FC5 BB<br>1B             |                              | 0-0<br>5-3                      | 0-0<br>2-H<br>3-H<br>1B           | 0-0<br>F9                        | 5 0 2 2 0 0 2                |                                 |  |                                 |   |                                 |                              |                                 |                              |                                  |                                  |                                    |                                  |        |
| Orlando Cepeda, R (1, 3)<br>OBP: 0.356, SLG: 0.530 |   | 0-0<br>6-3                      |                              | 0-0<br>F4                       |                              | 0-0<br>2B                       | 0-0<br>1-3                        |                                  | 0 1 0 0 0 0 0                |                                 |  |                                 |   |                                 |                              |                                 |                              |                                  |                                  |                                    |                                  |        |
| Tim McCarver, L (1, 2)<br>OBP: 0.299, SLG: 0.412   |   | 0-0<br>F5                       |                              | 4-0<br>1-2<br>BB                |                              | 0-3<br>K                        |                                   | 0-0<br>F6                        | 3 0 0 0 1 1 1                |                                 |  |                                 |   |                                 |                              |                                 |                              |                                  |                                  |                                    |                                  |        |
| Mike Shannon, R (1, 9)<br>OBP: 0.298, SLG: 0.450   |   | 0-0<br>1B                       |                              | 0-3<br>K                        |                              | 0-0<br>2-H<br>HR                |                                   | 0-0<br>F6                        | 4 1 2 2 0 1 2                |                                 |  |                                 |   |                                 |                              |                                 |                              |                                  |                                  |                                    |                                  |        |
| Julian Javier, R (1, 4)<br>OBP: 0.264, SLG: 0.279  |   | 0-3<br>K                        |                              | 0-0<br>FC5<br>2-3f              |                              | 0-0<br>4-3                      |                                   | 0-3<br>K                         | 4 0 0 0 0 2 3                |                                 |  |                                 |   |                                 |                              |                                 |                              |                                  |                                  |                                    |                                  |        |
| Dal Maxvill, R (1, 6)<br>OBP: 0.280, SLG: 0.277    |   |                                 | 0-3<br>K                     |                                 | 0-3<br>K                     |                                 | 0-0<br>FC1-6<br>1B                | 0-0<br>SH3-4<br>1B               | 4 0 2 0 0 2 0                |                                 |  |                                 |   |                                 |                              |                                 |                              |                                  |                                  |                                    |                                  |        |
| Ray Washburn, R (1, 1)<br>OBP: 0.130, SLG: 0.095   |   |                                 | 0-3<br>K                     |                                 | 0-0<br>F2                    |                                 | 0-0<br>FC1-6<br>3-1<br>1B<br>1-2f | 0-0<br>SH3-4                     | 3 1 0 0 0 1 1                |                                 |  |                                 |   |                                 |                              |                                 |                              |                                  |                                  |                                    |                                  |        |
| Joe Hoerner, R (8, 1)                              |   |                                 |                              |                                 |                              |                                 |                                   | 1-2                              | 0 0 0 0 0 0 0                |                                 |  |                                 |   |                                 |                              |                                 |                              |                                  |                                  |                                    |                                  |        |
| <b>Inning Stats</b>                                | R: 0<br>E: 0<br>K: 1<br>S: 5                          | H: 0<br>LOB: 0<br>BB: 0<br>P: 5 | R: 0<br>E: 0<br>K: 1<br>S: 6 | H: 1<br>LOB: 1<br>BB: 0<br>P: 6 | R: 0<br>E: 0<br>K: 2<br>S: 7 | H: 0<br>LOB: 0<br>BB: 0<br>P: 7 | R: 1<br>E: 0<br>K: 1<br>S: 7      | H: 2<br>LOB: 2<br>BB: 1<br>P: 11 | R: 1<br>E: 0<br>K: 1<br>S: 6 | H: 1<br>LOB: 0<br>BB: 0<br>P: 6 | R: 2<br>E: 0<br>K: 1<br>S: 7   | H: 2<br>LOB: 0<br>BB: 0<br>P: 7 | R: 2<br>E: 0<br>K: 0<br>S: 6                          | H: 3<br>LOB: 1<br>BB: 0<br>P: 6 | R: 0<br>E: 0<br>K: 1<br>S: 5 | H: 0<br>LOB: 0<br>BB: 0<br>P: 5 | R: 0<br>E: 0<br>K: 1<br>S: 6 | H: 1<br>LOB: 2<br>BB: 1<br>P: 10 | 1B: 6<br>2B: 1<br>3B: 0<br>HR: 3 | SF: 0<br>SAC: 1<br>DP: 0<br>HBP: 0 | WP: 0<br>PB: 0<br>SB: 0<br>CS: 0 | PA: 39 |
| <b>PITCHER</b>                                     | IP WLS BF H R ER SO BB IBB HBP BLK WP HR S P ERA WHIP |                                 |                              |                                 |                              |                                 |                                   |                                  |                              |                                 |  |                                 | IP WLS BF H R ER SO BB IBB HBP BLK WP HR S P ERA WHIP |                                 |                              |                                 |                              |                                  |                                  |                                    |                                  |        |
| Juan Marichal, R (1, 1)<br>ERA: 2.15               | 8.0 L 34 9 6 6 8 1 0 0 0 0 0 3 49 53 6.75 1.250       |                                 |                              |                                 |                              |                                 |                                   |                                  |                              |                                 |  |                                 |   |                                 |                              |                                 |                              |                                  |                                  |                                    |                                  |        |
| Joe Gibbon, L (9, 1)<br>ERA: 2.96                  | 1.0 5 1 0 0 1 1 0 0 0 0 0 0 6 10 0.00 2.000           |                                 |                              |                                 |                              |                                 |                                   |                                  |                              |                                 |  |                                 |   |                                 |                              |                                 |                              |                                  |                                  |                                    |                                  |        |





| Batter   | 1   | 2   | 3   | 4   | 5   | 6   | 7   | 8   | 9   | AB R H RBI BB SO LOB                                       | TOP                                     |                |   |
|--|---|---|---|---|---|---|---|---|---|--|---|----------------|---|
| Lou Brock, L (1, 7)<br>OBP: 0.293, SLG: 0.411      | 0-3<br>K<br>4-3 S<br>6-3                              |   | 0-0<br>4-3 S<br>FC6-2-5<br>1B                       |   | 0-0<br>4-3  |   |   | 0-0<br>E1<br>SH3-4 S<br>2-3                         |   | 4 1 1 0 0 1 1  |   |                |   |
| Phil Gagliano, R (1, 5)<br>OBP: 0.359, SLG: 0.348  | 0-0<br>4-3<br>1-3                                     |   | 0-0<br>4-3<br>1-3                                   |   |   | 0-0<br>6-3  |   | 0-0<br>SH3-4<br>1-3<br>3-H                          |   | 3 0 0 1 0 0 2  |   |                |   |
| Curt Flood, R (1, 8)<br>OBP: 0.305, SLG: 0.370     | 0-0<br>6-3<br>3-H                                     |   | 0-0<br>FC6-2-5<br>3-H                               |   |   | 0-0<br>5-3  |   | 0-0<br>F8   |   | 4 0 0 1 0 0 2  |   |                |   |
| Orlando Cepeda, R (1, 3)<br>OBP: 0.352, SLG: 0.518 | 0-0<br>F8   |   | 0-0<br>F8   |   |   | 0-0<br>F3   |   |   | 0-0<br>6-3  | 0 0 0 0 0 0 0  |   |                |   |
| Mike Shannon, R (1, 9)<br>OBP: 0.308, SLG: 0.473   |   | 0-0<br>5-3  |   | 0-0<br>CS<br>1B                                     |   |   | 0-3<br>K  |   | 0-0<br>3-1 1B<br>1B                                 | 4 0 2 0 0 1 0  |   |                |   |
| Tim McCarver, L (1, 2)<br>OBP: 0.298, SLG: 0.419   |   | 0-0<br>HR   |   | 0-0<br>F9<br>1-2                                    |   |   | 0-0<br>F8   |   | 0-0<br>3-1 1B<br>1-2                                | 4 1 2 1 0 0 1  |   |                |   |
| Jerry Buchek, R (1, 4)<br>OBP: 0.302, SLG: 0.348   |   | 0-0<br>1B   |   | 0-3<br>K  |   |   | 0-0<br>F9   |   | 0-0<br>3-1<br>1-2<br>2-3                            | 3 0 1 0 0 1 0<br>1 0 0 0 0 0 2                             |   |                |   |
| Julian Javier, R (8, 4)<br>OBP: 0.260, SLG: 0.274  |   |   |   |   |   |   |   |   |   |  |   |                |   |
| Dal Maxvill, R (1, 6)<br>OBP: 0.274, SLG: 0.271    |   | 0-0<br>F3   |   |   |   | 0-0<br>6-3  |   | 0-0<br>E SH1-4<br>SH3-4 1B                          | 0-0<br>6-3  | 4 1 1 0 0 0 3  |   |                |   |
| Al Jackson, L (1, 1)<br>OBP: 0.278, SLG: 0.290     |   | 0-0<br>F8   |   |   |   | 0-0<br>F7   |   | 0-0<br>SH1-4<br>1-2                                 |   | 2 0 0 0 0 0 1  |   |                |   |
| <b>Inning Stats</b>                                | R: 1 H: 0<br>E: 0 LOB: 0<br>K: 1 BB: 0<br>S: 6 P: 6   | R: 1 H: 2<br>E: 0 LOB: 1<br>K: 0 BB: 0<br>S: 5 P: 5 | R: 0 H: 1<br>E: 0 LOB: 1<br>K: 0 BB: 0<br>S: 4 P: 4 | R: 0 H: 1<br>E: 0 LOB: 0<br>K: 1 BB: 0<br>S: 5 P: 5 | R: 0 H: 0<br>E: 0 LOB: 0<br>K: 0 BB: 0<br>S: 3 P: 3 | R: 0 H: 0<br>E: 0 LOB: 0<br>K: 0 BB: 0<br>S: 3 P: 3 | R: 0 H: 0<br>E: 0 LOB: 0<br>K: 1 BB: 0<br>S: 5 P: 5 | R: 1 H: 1<br>E: 1 LOB: 1<br>K: 0 BB: 0<br>S: 5 P: 5 | R: 0 H: 2<br>E: 0 LOB: 2<br>K: 0 BB: 0<br>S: 5 P: 5 | 1B: 6 SF: 0<br>2B: 0 SAC: 2<br>3B: 0 DP: 0<br>HR: 1 HBP: 0 | WP: 1 PA: 35<br>PB: 0<br>SB: 3<br>CS: 1 |                |   |
| <b>PITCHER</b>                                     | IP WLS BF H R ER SO BB IBB HBP BLK WP HR S P ERA WHIP |   |   |   |   |   |   |   |   |  |   | <b>PITCHER</b> | IP WLS BF H R ER SO BB IBB HBP BLK WP HR S P ERA WHIP |
| Ron Herbel, R (1, 1)<br>ERA: 4.0                   | 8.0 L 30 5 3 2 3 0 0 0 0 1 1 36 36 2.25 0.625         |   |   |   |   |   |   |   |   |  |   |                |   |
| Frank Linzy, R (9, 1)<br>ERA: 3.06                 | 1.0 5 2 0 0 0 0 0 0 0 0 0 5 5 0.00 2.000              |   |   |   |   |   |   |   |   |  |   |                |   |

St. Louis Cardinals @ San Francisco Giants  
 Candlestick Park, San Francisco, CA  
 Tue Jul 05 1966, 6:33 AM EDT  
 Att. 7,418 - Unknown

livebaseballscorecards.com

AB 29  
 R 3  
 H 7  
 RBI 3  
 BB 0  
 SO 3  
 LOB 12





| Batter  | 1   | 2   | 3   | 4   | 5   | 6   | 7   | 8   | 9   | AB  | R  | H                                       | RBI | BB | SO | LOB | BOTTOM  |  |
|---|---|---|---|---|---|---|---|---|---|---|--|---|-----|----|----|-----|---|--|
| Tito Fuentes, S (1, 4)<br>OBP: 0.281, SLG: 0.332  | F7  |   | 5-3   |   | 1-3   |   |   | F8  |   | 4   | 0  | 0                                       | 0   | 0  | 0  | 0   | <b>St. Louis Cardinals @ San Francisco Giants</b><br><b>Candlestick Park, San Francisco, CA</b><br>Tue Jul 05 1966, 6:33 AM EDT<br>Att. 7,418 - Unknown |  |
| Tom Haller, L (1, 2)<br>OBP: 0.329, SLG: 0.510<br>Bob Barton, R (9, PH)<br>OBP: 0.219, SLG: 0.203   | G3  |   | K   |   |   | K   |   |   | 6-3   | 3   | 0  | 0                                       | 0   | 0  | 2  | 0   |   |  |
| Willie Mays, R (1, 8)<br>OBP: 0.347, SLG: 0.532   | 5-3   |   |   |   |   | 4-3   |   |   | 6-3   | 4   | 0  | 1                                       | 0   | 0  | 0  | 0   |   |  |
| Jim Ray Hart, R (1, 5)<br>OBP: 0.364, SLG: 0.528  |   | E4<br>1B  |   |   | FC5-4<br>BB<br>1-2f                                 |   |   | F9  |   | 4   | 1  | 0                                       | 0   | 0  | 0  | 1   |   |  |
| Jesus Alou, R (1, 9)<br>OBP: 0.266, SLG: 0.297  |   | F8  |   |   | F3  |   |   |   | 6-3   | 3   | 0  | 0                                       | 0   | 0  | 0  | 2   |   |  |
| Cap Peterson, R (1, 7)<br>OBP: 0.302, SLG: 0.298  |   | F7  |   |   | 4-0<br>BB<br>1-2                                    |   |   |   | 5-3   | 2   | 0  | 0                                       | 0   | 1  | 0  | 1   |   |  |
| Ozzie Virgil, R (1, 3)<br>OBP: 0.235, SLG: 0.412  |   |   |   |   |   |   |   |   | 4-3   | 3   | 0  | 1                                       | 1   | 0  | 0  | 2   |   |  |
| Hal Lanier, R (1, 6)<br>OBP: 0.243, SLG: 0.273  |   | 5-3   |   |   |   | 6-3   |   |   | F8  | 3   | 0  | 0                                       | 0   | 0  | 0  | 1   |   |  |
| Ron Herbel, R (1, 1)<br>OBP: 0.074, SLG: 0.038<br>Jim Davenport, R (8, PH)<br>OBP: 0.327, SLG: 0.403<br>Frank Linzy, R (9, 1)<br>OBP: 0.273, SLG: 0.455 |   |   | K   |   |   | 6-3   |   |   | G3  | 2   | 0  | 0                                       | 0   | 0  | 1  | 0   |   |  |
|   |   |   |   |   |   |   |   |   |   | 1   | 0  | 0                                       | 0   | 0  | 0  | 0   |   |  |
|   |   |   |   |   |   |   |   |   |   | 0   | 0  | 0                                       | 0   | 0  | 0  | 0   |   |  |
| <b>Inning Stats</b>   | R: 0 H: 0<br>E: 0 LOB: 0<br>K: 0 BB: 0<br>S: 3 P: 3   | R: 1 H: 1<br>E: 1 LOB: 1<br>K: 0 BB: 0<br>S: 5 P: 5 | R: 0 H: 0<br>E: 0 LOB: 0<br>K: 2 BB: 0<br>S: 7 P: 7 | R: 0 H: 1<br>E: 0 LOB: 2<br>K: 0 BB: 1<br>S: 4 P: 8 | R: 0 H: 0<br>E: 0 LOB: 0<br>K: 0 BB: 0<br>S: 3 P: 3 | R: 0 H: 0<br>E: 0 LOB: 0<br>K: 1 BB: 0<br>S: 5 P: 5 | R: 0 H: 0<br>E: 0 LOB: 0<br>K: 0 BB: 0<br>S: 3 P: 3 | R: 0 H: 0<br>E: 0 LOB: 0<br>K: 0 BB: 0<br>S: 3 P: 3 | R: 0 H: 0<br>E: 0 LOB: 0<br>K: 0 BB: 0<br>S: 3 P: 3 | R: 0 H: 0<br>E: 0 LOB: 0<br>K: 0 BB: 0<br>S: 3 P: 3 | 1B: 2 SF: 0<br>2B: 0 SAC: 0<br>3B: 0 DP: 0<br>HR: 0 HBP: 0 | WP: 0 PA: 31<br>PB: 0<br>SB: 0<br>CS: 0 |     |    |    |     |   |  |
| <b>PITCHER</b><br>Al Jackson, L (1, 1)<br>ERA: 1.82   | IP 9.0 WLS W BF 31 H 2 R 1 ER 0 SO 3 BB 1 IBB 0 HBP 0 BLK 0 WP 0 HR 0 S 36 P 40 ERA 0.00 WHIP 0.333 |   |   |   |   |   |   |   |   |   |  |   |     |    |    |     |   |  |

livebaseballscorecards.com

**AB 30**  
**R 1**  
**H 2**  
**RBI 1**  
**BB 1**  
**SO 3**  
**LOB 7**



| Batter  | 1  | 2                                | 3                            | 4                               | 5                             | 6                                | 7                            | 8                               | 9                            | AB R H RBI BB SO LOB            | TOP   |                                 |   |                                 |                              |                                 |                              |                                 |                                  |                                    |                                  |        |
|---|--|----------------------------------|------------------------------|---------------------------------|-------------------------------|----------------------------------|------------------------------|---------------------------------|------------------------------|---------------------------------|---|---------------------------------|---|---------------------------------|------------------------------|---------------------------------|------------------------------|---------------------------------|----------------------------------|------------------------------------|----------------------------------|--------|
| Tommy Harper, R (1, 9)<br>OBP: 0.342, SLG: 0.383  | 0-0 F8   | 0-0 F4                           |                              | 0-0 F6                          |                               | 0-0 F7                           |                              |                                 | 0-0 F7                       | 5 0 0 0 0 0 0                   | <b>Cincinnati Reds @ San Francisco Giants</b><br>Candlestick Park, San Francisco, CA<br>Thu Jul 07 1966, 6:33 AM EDT<br>Att: 10,831 - Unknown<br><a href="http://livebaseballscorecards.com">livebaseballscorecards.com</a> |                                 |   |                                 |                              |                                 |                              |                                 |                                  |                                    |                                  |        |
| Pete Rose, S (1, 4)<br>OBP: 0.314, SLG: 0.366     | 0-0 E<br>2B<br>1B  | 0-0 F9                           |                              | 0-0 1B                          |                               | 0-0 5-3                          |                              |                                 | 0-0 FC6-4<br>1B              | 5 1 3 0 0 0 0                   |   |                                 |   |                                 |                              |                                 |                              |                                 |                                  |                                    |                                  |        |
| Vada Pinson, L (1, 8)<br>OBP: 0.347, SLG: 0.448   | 0-0 E3<br>2B<br>1-2  |                                  | 0-0 CS<br>1B                 | 0-0 F4                          |                               |                                  | 0-0 4-3                      |                                 | 0-0 F9                       | 5 1 1 0 0 0 3                   |   |                                 |   |                                 |                              |                                 |                              |                                 |                                  |                                    |                                  |        |
| Tony Perez, R (1, 3)<br>OBP: 0.286, SLG: 0.343    | 0-0 F7   |                                  | 0-3 FC<br>1B<br>HR<br>1-2    | 0-0 F6                          |                               |                                  | 0-0 F8                       |                                 | 0-0 FC6-4<br>1-2f            | 5 1 0 0 0 0 5                   |   |                                 |   |                                 |                              |                                 |                              |                                 |                                  |                                    |                                  |        |
| Don Pavletich, R (1, 2)<br>OBP: 0.340, SLG: 0.493 | 0-0 1B<br>2B<br>1-H<br>2-H   |                                  | 0-0 HR<br>1B<br>1-2          |                                 | 0-0 1B                        |                                  | 0-3 K                        |                                 |                              | 4 1 3 2 0 1 0                   |   |                                 |   |                                 |                              |                                 |                              |                                 |                                  |                                    |                                  |        |
| Deron Johnson, R (1, 5)<br>OBP: 0.278, SLG: 0.376 | 4-0 1B<br>BB   |                                  | 0-0 F6                       |                                 | 0-3 K                         |                                  |                              | 0-0 6-3                         |                              | 3 0 0 0 1 1 3                   |   |                                 |   |                                 |                              |                                 |                              |                                 |                                  |                                    |                                  |        |
| Leo Cardenas, R (1, 6)<br>OBP: 0.316, SLG: 0.433  | 0-0 FC6-4<br>1B<br>1-2<br>2-3  |                                  | 0-0 HR<br>1-H<br>2-H         |                                 | 0-0 F8                        |                                  |                              | 0-0 FC5-4<br>1B                 |                              | 4 1 3 3 0 0 1                   |   |                                 |   |                                 |                              |                                 |                              |                                 |                                  |                                    |                                  |        |
| Dick Simpson, R (1, 7)<br>OBP: 0.226, SLG: 0.333  | 0-0 FC6-4<br>1-2f  |                                  | 4-0 BB                       |                                 | 0-3 K                         |                                  |                              | 0-3 K                           |                              | 3 0 0 0 1 2 5                   |   |                                 |   |                                 |                              |                                 |                              |                                 |                                  |                                    |                                  |        |
| Sammy Ellis, L (1, 1)<br>OBP: 0.154, SLG: 0.083   |  | 0-0 F6                           | 0-3 K                        |                                 | 0-0 F8                        |                                  |                              | 0-0 FC5-4<br>1-2f               |                              | 2 0 0 0 0 1 1                   |   |                                 |   |                                 |                              |                                 |                              |                                 |                                  |                                    |                                  |        |
| Don Nottebart, R (5, 1)<br>OBP: 0.071, SLG: 0.071 |  |                                  |                              |                                 |                               |                                  |                              |                                 |                              | 1 0 0 0 0 0 0                   |   |                                 |   |                                 |                              |                                 |                              |                                 |                                  |                                    |                                  |        |
| Jimmie Coker, R (8, PH)<br>OBP: 0.269, SLG: 0.375 |  |                                  |                              |                                 |                               |                                  |                              |                                 |                              | 1 0 0 0 0 0 1                   |   |                                 |   |                                 |                              |                                 |                              |                                 |                                  |                                    |                                  |        |
| Jack Baldschun, R (8, 1)                          |  |                                  |                              |                                 |                               |                                  |                              |                                 |                              | 0 0 0 0 0 0 0                   |   |                                 |   |                                 |                              |                                 |                              |                                 |                                  |                                    |                                  |        |
| <b>Inning Stats</b>                               | R: 2<br>E: 1<br>K: 0<br>S: 7   | H: 3<br>LOB: 3<br>BB: 1<br>P: 11 | R: 0<br>E: 0<br>K: 0<br>S: 3 | H: 0<br>LOB: 0<br>BB: 0<br>P: 3 | R: 3<br>E: 0<br>K: 1<br>S: 10 | H: 3<br>LOB: 1<br>BB: 1<br>P: 14 | R: 0<br>E: 0<br>K: 0<br>S: 4 | H: 1<br>LOB: 1<br>BB: 0<br>P: 4 | R: 0<br>E: 0<br>K: 2<br>S: 8 | H: 1<br>LOB: 1<br>BB: 0<br>P: 8 | R: 0<br>E: 0<br>K: 0<br>S: 3  | H: 0<br>LOB: 0<br>BB: 0<br>P: 3 | R: 0<br>E: 0<br>K: 1<br>S: 5                          | H: 0<br>LOB: 0<br>BB: 0<br>P: 5 | R: 0<br>E: 0<br>K: 1<br>S: 6 | H: 1<br>LOB: 1<br>BB: 0<br>P: 6 | R: 0<br>E: 0<br>K: 0<br>S: 4 | H: 1<br>LOB: 1<br>BB: 0<br>P: 4 | 1B: 8<br>2B: 1<br>3B: 0<br>HR: 1 | SF: 0<br>SAC: 0<br>DP: 0<br>HBP: 0 | WP: 0<br>PB: 1<br>SB: 0<br>CS: 1 | PA: 40 |
| PITCHER<br>Ray Sadecki, L (1, 1)<br>ERA: 4.39     | IP 9.0<br>WLS W<br>BF 40<br>H 10<br>R 5<br>ER 0<br>SO 6<br>BB 2<br>IBB 0<br>HBP 0<br>BLK 0<br>WP 0<br>HR 1<br>S 50<br>P 58<br>ERA 0.00<br>WHIP 1.333 |                                  |                              |                                 |                               |                                  |                              |                                 |                              |                                 |   | PITCHER                         | IP WLS BF H R ER SO BB IBB HBP BLK WP HR S P ERA WHIP |                                 |                              |                                 |                              |                                 |                                  |                                    |                                  |        |



| Batter   | 1         | 2                    | 3                    | 4          | 5                | 6                         | 7          | 8          | 9 | AB | R | H | RBI | BB | SO | LOB |
|--|-----------|----------------------|----------------------|------------|------------------|---------------------------|------------|------------|---|----|---|---|-----|----|----|-----|
| Tito Fuentes, S<br>OBP: 0.288, SLG: 0.350 (1, 4)           | 0-0<br>E6 |                      | 0-0<br>2-H<br>HR     |            | 0-0<br>HR<br>1B  | 0-0<br>5-3                |            | 0-0<br>4-3 |   | 5  | 2 | 2 | 2   | 0  | 0  | 2   |
| Tom Haller, L<br>OBP: 0.327, SLG: 0.514 (1, 2)             | 0-3<br>K  |                      | 4-0<br>FC5-4<br>BB   |            | 0-3<br>K         |                           | 0-0<br>HR  |            |   | 3  | 1 | 1 | 1   | 1  | 2  | 2   |
| Willie Mays, R<br>OBP: 0.345, SLG: 0.545 (1, 8)            | 0-0<br>F5 |                      | 0-0<br>FC5-4<br>1-2f |            | 0-0<br>1-H<br>HR |                           | 0-0<br>F9  |            |   | 4  | 1 | 1 | 2   | 0  | 0  | 2   |
| Willie McCovey, L<br>OBP: 0.361, SLG: 0.506 (1, 3)         | 0-0<br>F8 |                      | 0-0<br>F8            |            | 0-0<br>HR<br>1B  |                           | 0-3<br>K   |            |   | 4  | 1 | 1 | 0   | 0  | 1  | 2   |
| Cap Peterson, R<br>OBP: 0.317, SLG: 0.342 (1, 7)           |           | 0-0<br>6-3           | 0-0<br>1-3           |            | 0-0<br>1-H<br>HR |                           | 0-0<br>1B  |            |   | 4  | 1 | 2 | 2   | 0  | 0  | 1   |
| Don Landrum, L<br>OBP: 0.271, SLG: 0.276 (7, PR)<br>(8, 7) |           |                      |                      |            |                  |                           |            |            |   | 0  | 0 | 0 | 0   | 0  | 0  | 0   |
| Jesus Alou, R<br>OBP: 0.256, SLG: 0.285 (1, 9)             |           | 0-0<br>6-3           |                      | 0-0<br>F9  | 0-0<br>F9        |                           | 0-0<br>1-3 |            |   | 4  | 0 | 0 | 0   | 0  | 0  | 1   |
| Ozzie Virgil, R<br>OBP: 0.273, SLG: 0.409 (1, 5)           |           | 0-0<br>FC4-6<br>1B   |                      | 0-0<br>F7  |                  | 0-0<br>5-3<br>SH1-4<br>1B |            | 0-0<br>F9  |   | 4  | 0 | 2 | 0   | 0  | 0  | 0   |
| Hal Lanier, R<br>OBP: 0.238, SLG: 0.267 (1, 6)             |           | 0-0<br>FC4-6<br>1-2f |                      | 0-0<br>5-3 |                  | 0-0<br>SH1-4              |            | 0-3<br>K   |   | 3  | 0 | 0 | 0   | 0  | 1  | 1   |
| Ray Sadecki, L<br>OBP: 0.308, SLG: 0.560 (1, 1)            |           |                      | 0-0<br>HR<br>2B      |            | 0-3<br>K         | 0-0<br>5-3                |            | 4-0<br>BB  |   | 3  | 1 | 1 | 0   | 1  | 1  | 1   |

| Inning Stats | R: 0 | H: 0 | E: 1 | K: 1 | S: 6  | LOB: 1 | BB: 0 | P: 6  |
|--------------|------|------|------|------|-------|--------|-------|-------|
|              | R: 0 | H: 1 | E: 0 | K: 0 | S: 4  | LOB: 1 | BB: 0 | P: 4  |
|              | R: 2 | H: 2 | E: 0 | K: 0 | S: 5  | LOB: 1 | BB: 1 | P: 9  |
|              | R: 0 | H: 0 | E: 0 | K: 0 | S: 3  | LOB: 0 | BB: 0 | P: 3  |
|              | R: 4 | H: 4 | E: 0 | K: 2 | S: 11 | LOB: 0 | BB: 0 | P: 11 |
|              | R: 0 | H: 1 | E: 0 | K: 0 | S: 4  | LOB: 1 | BB: 0 | P: 4  |
|              | R: 1 | H: 2 | E: 0 | K: 1 | S: 7  | LOB: 1 | BB: 0 | P: 7  |
|              | R: 0 | H: 0 | E: 0 | K: 1 | S: 5  | LOB: 1 | BB: 1 | P: 9  |

| PITCHER                               | IP  | WLS | BF | H | R | ER | SO | BB | IBB | HBP | BLK | WP | HR | S  | P  | ERA   | WHIP  |
|---------------------------------------|-----|-----|----|---|---|----|----|----|-----|-----|-----|----|----|----|----|-------|-------|
| Sammy Ellis, R<br>ERA: 5.17 (1, 1)    | 4.2 | L   | 23 | 7 | 6 | 6  | 3  | 1  | 0   | 0   | 0   | 0  | 3  | 28 | 32 | 11.57 | 1.714 |
| Don Nottebart, R<br>ERA: 1.6 (5, 1)   | 2.1 |     | 10 | 3 | 1 | 1  | 1  | 0  | 0   | 0   | 0   | 0  | 1  | 12 | 12 | 3.86  | 1.286 |
| Jack Baldschun, R<br>ERA: 6.93 (8, 1) | 1.0 |     | 4  | 0 | 0 | 0  | 1  | 1  | 0   | 0   | 0   | 0  | 0  | 5  | 9  | 0.00  | 1.000 |

**BOTTOM**

**Cincinnati Reds @ San Francisco Giants**  
Candlestick Park, San Francisco, CA

Thu Jul 07 1966, 6:33 AM EDT  
Att. 10,831 - Unknown

livebaseballscorecards.com

|     |    |
|-----|----|
| AB  | 34 |
| R   | 7  |
| H   | 10 |
| RBI | 7  |
| BB  | 2  |
| SO  | 5  |
| LOB | 12 |

**GIANTS**

|       |        |
|-------|--------|
| WP: 0 | PA: 37 |
| PB: 0 |        |
| SB: 0 |        |
| CS: 0 |        |

| Batter  | 1                            | 2                               | 3                            | 4                               | 5                            | 6                               | 7                            | 8                                | 9                            | AB R H RBI BB SO LOB            | TOP  |                                 |                              |                                 |                              |                                 |                                  |                                    |                                  |        |  |
|---|------------------------------|---------------------------------|------------------------------|---------------------------------|------------------------------|---------------------------------|------------------------------|----------------------------------|------------------------------|---------------------------------|--|---------------------------------|------------------------------|---------------------------------|------------------------------|---------------------------------|----------------------------------|------------------------------------|----------------------------------|--------|--|
| Giraldo Ruiz, S<br>OBP: 0.219, SLG: 0.197 (1, 5) X      | 0-0<br>4-3                   |                                 | 0-0<br>E9<br>1B              |                                 | 0-0<br>F6                    |                                 |                              | 0-0<br>4-3                       |                              | 4 1 1 0 0 0 0                   | <b>Cincinnati Reds @ San Francisco Giants</b><br>Candlestick Park, San Francisco, CA<br>Fri Jul 08 1966, 10:05 PM EDT<br>Att: 21,347 - Unknown<br><a href="http://livebaseballscorecards.com">livebaseballscorecards.com</a> |                                 |                              |                                 |                              |                                 |                                  |                                    |                                  |        |  |
| Pete Rose, S<br>OBP: 0.314, SLG: 0.364 (1, 4) X         | 0-0<br>4-3                   |                                 | 0-0<br>1B                    |                                 | 0-3<br>K                     |                                 |                              | 0-0<br>F8                        |                              | 4 0 1 1 0 1 0                   |  |                                 |                              |                                 |                              |                                 |                                  |                                    |                                  |        |  |
| Vada Pinson, L<br>OBP: 0.346, SLG: 0.446 (1, 8) S S S   | 0-3<br>K                     |                                 | 0-0<br>F8                    |                                 |                              |                                 |                              | 0-0<br>F6                        |                              | 4 0 1 0 0 1 1                   |  |                                 |                              |                                 |                              |                                 |                                  |                                    |                                  |        |  |
| Gordy Coleman, L<br>OBP: 0.310, SLG: 0.279 (1, 3) X     |                              | 0-0<br>F8                       |                              | 4-0<br>BB<br>BB                 |                              |                                 |                              | 0-3<br>K                         |                              | 3 0 0 0 1 1 1                   |  |                                 |                              |                                 |                              |                                 |                                  |                                    |                                  |        |  |
| Art Shamsky, L<br>OBP: 0.307, SLG: 0.475 (1, 9) X       |                              | 0-0<br>F9                       |                              | 4-0<br>BB<br>BB                 |                              |                                 |                              | 0-0<br>3-1                       |                              | 3 0 0 0 1 1 1                   |  |                                 |                              |                                 |                              |                                 |                                  |                                    |                                  |        |  |
| Deron Johnson, R<br>OBP: 0.274, SLG: 0.370 (1, 7) S S S |                              | 0-3<br>K                        |                              | 0-3<br>K                        |                              |                                 |                              | 0-0<br>1-3                       |                              | 4 0 0 0 0 2 3                   |  |                                 |                              |                                 |                              |                                 |                                  |                                    |                                  |        |  |
| Johnny Edwards, L<br>OBP: 0.318, SLG: 0.325 (1, 2) X    |                              |                                 | 0-0<br>G3                    |                                 | 0-0<br>F6                    |                                 |                              | 0-0<br>4-3                       |                              | 3 0 0 0 0 0 2                   |  |                                 |                              |                                 |                              |                                 |                                  |                                    |                                  |        |  |
| Leo Cardenas, R<br>OBP: 0.313, SLG: 0.429 (1, 6) S S S  |                              |                                 | 0-3<br>K                     |                                 | 0-0<br>5-3                   |                                 |                              | 0-0<br>5-3                       |                              | 3 0 0 0 0 1 2                   |  |                                 |                              |                                 |                              |                                 |                                  |                                    |                                  |        |  |
| Hank Fischer, R (1, 1) X                                |                              |                                 | 0-0<br>E4<br>1B              |                                 | 0-0<br>6-3                   |                                 |                              | 0-0<br>F9                        |                              | 2 1 0 0 0 0 0                   |  |                                 |                              |                                 |                              |                                 |                                  |                                    |                                  |        |  |
| Ted Davidson, R (5, 1) X                                |                              |                                 |                              |                                 |                              |                                 |                              |                                  |                              | 0 0 0 0 0 0 0                   |  |                                 |                              |                                 |                              |                                 |                                  |                                    |                                  |        |  |
| Tony Perez, R (7, PH) X                                 |                              |                                 |                              |                                 |                              |                                 |                              |                                  |                              | 1 0 0 0 0 0 0                   |  |                                 |                              |                                 |                              |                                 |                                  |                                    |                                  |        |  |
| Jack Baldschun, R (7, 1) X                              |                              |                                 |                              |                                 |                              |                                 |                              |                                  |                              | 0 0 0 0 0 0 0                   |  |                                 |                              |                                 |                              |                                 |                                  |                                    |                                  |        |  |
| <b>Inning Stats</b>                                     | R: 0<br>E: 0<br>K: 1<br>S: 5 | H: 0<br>LOB: 0<br>BB: 0<br>P: 5 | R: 0<br>E: 0<br>K: 1<br>S: 5 | H: 0<br>LOB: 0<br>BB: 0<br>P: 5 | R: 2<br>E: 2<br>K: 1<br>S: 8 | H: 2<br>LOB: 1<br>BB: 0<br>P: 8 | R: 0<br>E: 0<br>K: 1<br>S: 5 | H: 0<br>LOB: 2<br>BB: 2<br>P: 13 | R: 0<br>E: 0<br>K: 1<br>S: 5 | H: 0<br>LOB: 0<br>BB: 0<br>P: 5 | R: 0<br>E: 0<br>K: 1<br>S: 6   | H: 1<br>LOB: 1<br>BB: 0<br>P: 6 | R: 0<br>E: 0<br>K: 0<br>S: 3 | H: 0<br>LOB: 0<br>BB: 0<br>P: 3 | R: 0<br>E: 0<br>K: 1<br>S: 5 | H: 0<br>LOB: 0<br>BB: 0<br>P: 5 | 1B: 3<br>2B: 0<br>3B: 0<br>HR: 0 | SF: 0<br>SAC: 0<br>DP: 0<br>HBP: 0 | WP: 0<br>PB: 0<br>SB: 1<br>CS: 0 | PA: 33 |  |
| <b>PITCHER</b><br>Juan Marichal, R (1, 1)<br>ERA: 2.04  | IP<br>9.0                    | WLS<br>W                        | BF<br>33                     | H<br>3                          | R<br>2                       | ER<br>0                         | SO<br>7                      | BB<br>2                          | IBB<br>0                     | HBP<br>0                        | BLK<br>0   | WP<br>0                         | HR<br>0                      | S<br>45                         | P<br>53                      | ERA<br>0.00                     | WHIP<br>0.556                    |                                    |                                  |        |  |
| <b>PITCHER</b>  | IP                           | WLS                             | BF                           | H                               | R                            | ER                              | SO                           | BB                               | IBB                          | HBP                             | BLK  | WP                              | HR                           | S                               | P                            | ERA                             | WHIP                             |                                    |                                  |        |  |



| Batter   | 1               | 2          | 3         | 4          | 5                     | 6                       | 7 | 8                    | 9 | AB | R | H | RBI | BB | SO | LOB |
|--|-----------------|------------|-----------|------------|-----------------------|-------------------------|---|----------------------|---|----|---|---|-----|----|----|-----|
| Tito Fuentes, S<br>OBP: 0.294, SLG: 0.357 (1, 4)   | 0-0<br>F5       |            | 0-0<br>F4 |            | 0-0<br>2B             | 0-0<br>E5               |   | 4-0<br>BB            |   | 4  | 0 | 2 | 1   | 1  | 0  | 0   |
| Tom Haller, L<br>OBP: 0.325, SLG: 0.519 (1, 2)     | 0-0<br>HR       |            | 0-0<br>F6 |            | 0-3<br>K              | 0-0<br>F9               |   | 0-0<br>G3            |   | 5  | 1 | 1 | 1   | 0  | 1  | 4   |
| Willie Mays, R<br>OBP: 0.340, SLG: 0.538 (1, 8)    | 0-0<br>6-3      |            |           | 0-3<br>K   | 0-3<br>K              |                         |   | 0-0<br>F6            |   | 4  | 0 | 0 | 0   | 0  | 2  | 1   |
| Willie McCovey, L<br>OBP: 0.370, SLG: 0.518 (1, 3) | 0-0<br>PB<br>2B |            |           | 0-0<br>2B  |                       | 4-0<br>2B<br>HR<br>BB   |   | 4-0<br>F9<br>S<br>BB |   | 2  | 1 | 2 | 0   | 2  | 0  | 0   |
| Cap Peterson, R<br>OBP: 0.317, SLG: 0.351 (1, 7)   | 0-0<br>4-3      |            |           | 0-0<br>6-3 |                       | 0-0<br>HR<br>2B         |   | 0-0<br>F9            |   | 3  | 1 | 1 | 0   | 0  | 0  | 2   |
| Don Landrum, L<br>OBP: 0.268, SLG: 0.273 (7, 7)    | 2-3             |            |           |            |                       | 1-3<br>HR<br>2B         |   | 1-3<br>F9            |   | 1  | 0 | 0 | 0   | 0  | 0  | 1   |
| Jesus Alou, R<br>OBP: 0.250, SLG: 0.278 (1, 9)     |                 | 0-0<br>F8  |           | 0-0<br>4-3 |                       | 0-0<br>F4               |   | 0-3<br>K             |   | 4  | 0 | 0 | 0   | 0  | 1  | 4   |
| Ozzie Virgil, R<br>OBP: 0.346, SLG: 0.480 (1, 5)   |                 | 0-0<br>5-3 |           |            | 0-0<br>1B<br>2B       | 4-0<br>HR<br>IBB        |   | 0-0<br>SH1-4<br>1B   |   | 3  | 2 | 2 | 0   | 1  | 0  | 0   |
| Bob Schroder, L<br>OBP: 0.500, SLG: 0.500 (1, 6)   |                 | 0-3<br>K   |           |            | 0-0<br>FC<br>1B       | 0-0<br>HR               |   | 0-0<br>F8            |   | 2  | 0 | 1 | 1   | 0  | 1  | 0   |
| Jim Davenport, R<br>OBP: 0.323, SLG: 0.414 (6, PH) |                 |            |           |            | 2-H<br>1B             | 1-H<br>2-H<br>3-H<br>HR |   |                      |   | 1  | 1 | 1 | 4   | 0  | 0  | 0   |
| Hal Lanier, R<br>OBP: 0.237, SLG: 0.266 (7, 6)     |                 |            |           |            |                       |                         |   |                      |   | 1  | 0 | 0 | 0   | 0  | 0  | 1   |
| Juan Marichal, R<br>OBP: 0.258, SLG: 0.303 (1, 1)  |                 |            | 0-0<br>F5 |            | 0-3<br>FC<br>WP<br>2B | 0-3<br>K                |   | 0-0<br>SH1-4         |   | 3  | 1 | 0 | 0   | 0  | 1  | 1   |

| Inning Stats | R: 1  | H: 2  | E: 0  | K: 0  | S: 5   | LOB: 1 | BB: 0  | P: 5  | R: 0  | H: 0  | E: 0  | K: 1   | S: 5 | LOB: 0 | BB: 0 | P: 5 | R: 0 | H: 0 | E: 0 | K: 0 | S: 3 | LOB: 0 | BB: 0 | P: 3 | R: 0 | H: 1 | E: 0 | K: 1 | S: 6 | LOB: 1 | BB: 0 | P: 6 | R: 2 | H: 3 | E: 0 | K: 2 | S: 12 | LOB: 1 | BB: 0 | P: 12 | R: 4 | H: 3 | E: 1 | K: 1 | S: 8 | LOB: 1 | BB: 2 | P: 16 | R: 0 | H: 0 | E: 0 | K: 1 | S: 5 | LOB: 1 | BB: 1 | P: 9 | R: 0 | H: 1 | E: 0 | K: 0 | S: 4 | LOB: 2 | BB: 1 | P: 8 |
|--------------|-------|-------|-------|-------|--------|--------|--------|-------|-------|-------|-------|--------|------|--------|-------|------|------|------|------|------|------|--------|-------|------|------|------|------|------|------|--------|-------|------|------|------|------|------|-------|--------|-------|-------|------|------|------|------|------|--------|-------|-------|------|------|------|------|------|--------|-------|------|------|------|------|------|------|--------|-------|------|
| 1B: 3        | 2B: 5 | 3B: 0 | HR: 2 | SF: 0 | SAC: 1 | DP: 0  | HBP: 0 | WP: 3 | PB: 1 | SB: 1 | CS: 0 | PA: 38 |      |        |       |      |      |      |      |      |      |        |       |      |      |      |      |      |      |        |       |      |      |      |      |      |       |        |       |       |      |      |      |      |      |        |       |       |      |      |      |      |      |        |       |      |      |      |      |      |      |        |       |      |


| PITCHER                               | IP  | WLS | BF | H | R | ER | SO | BB | IBB | HBP | BLK | WP | HR | S  | P  | ERA   | WHIP  |
|---------------------------------------|-----|-----|----|---|---|----|----|----|-----|-----|-----|----|----|----|----|-------|-------|
| Hank Fischer, R<br>ERA: 4.7 (1, 1)    | 4.1 | L   | 19 | 6 | 3 | 3  | 3  | 0  | 0   | 0   | 0   | 2  | 1  | 25 | 25 | 6.23  | 1.385 |
| Ted Davidson, L<br>ERA: 4.78 (5, 1)   | 1.2 |     | 10 | 3 | 4 | 4  | 3  | 1  | 1   | 0   | 0   | 0  | 1  | 14 | 22 | 21.60 | 2.400 |
| Jack Baldschun, R<br>ERA: 6.41 (7, 1) | 2.0 |     | 9  | 1 | 0 | 0  | 1  | 2  | 0   | 0   | 0   | 0  | 0  | 9  | 17 | 0.00  | 1.500 |

**BOTTOM**

**Cincinnati Reds @ San Francisco Giants**  
Candlestick Park, San Francisco, CA

Fri Jul 08 1966, 10:05 PM EDT  
Att. 21,347 - Unknown

|            |           |
|------------|-----------|
| <b>AB</b>  | <b>33</b> |
| <b>R</b>   | <b>7</b>  |
| <b>H</b>   | <b>10</b> |
| <b>RBI</b> | <b>7</b>  |
| <b>BB</b>  | <b>4</b>  |
| <b>SO</b>  | <b>6</b>  |
| <b>LOB</b> | <b>14</b> |



| Batter   | 1   | 2                               | 3                            | 4                               | 5                            | 6                                 | 7                            | 8                               | 9                            | 10                              | 11                           | 12                              | AB R H RBI BB SO LOB   | TOP   |                                 |                              |                                 |                              |                                 |                              |                                 |                                   |                                    |                                  |        |
|--|---|---------------------------------|------------------------------|---------------------------------|------------------------------|-----------------------------------|------------------------------|---------------------------------|------------------------------|---------------------------------|------------------------------|---------------------------------|--|---|---------------------------------|------------------------------|---------------------------------|------------------------------|---------------------------------|------------------------------|---------------------------------|-----------------------------------|------------------------------------|----------------------------------|--------|
| Tommy Harper, R<br>OBP: 0.341, SLG: 0.383<br>(1, 7)  | 0-0<br>1-3<br>1B                                      |                                 | 0-0<br>1-2<br>1B<br>BB       |                                 | 0-0<br>1B<br>2B              | 0-0<br>4-3                        |                              | 0-0<br>F5                       |                              |                                 | 0-0<br>F8                    |                                 | 5 2 1 0 1 0 2  | <b>Cincinnati Reds @ San Francisco Giants</b><br>Candlestick Park, San Francisco, CA<br>Sat Jul 09 1966, 6:33 AM EDT<br>Att. 22,104 - Unknown<br><a href="http://livebaseballscorecards.com">livebaseballscorecards.com</a> |                                 |                              |                                 |                              |                                 |                              |                                 |                                   |                                    |                                  |        |
| Pete Rose, S<br>OBP: 0.314, SLG: 0.367<br>(1, 4)   | 0-0<br>FC4-6<br>1B                                    |                                 | 0-0<br>F7                    |                                 | 0-0<br>5-3                   |                                   | 0-0<br>1B<br>2B              |                                 | 0-0<br>4-3                   |                                 | 0-0<br>F5                    |                                 | 6 1 2 0 0 0 3  |   |                                 |                              |                                 |                              |                                 |                              |                                 |                                   |                                    |                                  |        |
| Vada Pinson, L<br>OBP: 0.349, SLG: 0.447<br>(1, 8)   | 0-0<br>F8   |                                 | 0-0<br>1B<br>1B              |                                 | 0-0<br>1B                    |                                   | 0-0<br>P1                    |                                 | 0-3<br>K                     |                                 | 0-0<br>1B<br>1B<br>E<br>1B   |                                 | 6 1 3 1 0 1 2  |   |                                 |                              |                                 |                              |                                 |                              |                                 |                                   |                                    |                                  |        |
| Gordy Coleman, L<br>OBP: 0.311, SLG: 0.280<br>Tony Perez, R<br>OBP: 0.285, SLG: 0.341<br>(1, 3)<br>(7, PH)<br>(7, 3)   | 0-0<br>FC4-6<br>1-2f                                  |                                 | 0-0<br>1B                    |                                 | 0-0<br>G3                    |                                   | 0-0<br>5-3                   |                                 | 0-0<br>6-3                   |                                 | 0-0<br>E<br>1B<br>1B         |                                 | 3 0 1 2 0 0 2<br>3 0 1 0 0 0 1                                   |   |                                 |                              |                                 |                              |                                 |                              |                                 |                                   |                                    |                                  |        |
| Art Shamsky, L<br>OBP: 0.308, SLG: 0.500<br>Don Pavletich, R<br>OBP: 0.345, SLG: 0.496<br>Dick Simpson, R<br>OBP: 0.212, SLG: 0.310<br>(1, 9)<br>(7, PH)<br>(7, PR)<br>(7, 9)  |   | 0-3<br>K                        | 0-0<br>F5                    |                                 | 0-0<br>HR                    |                                   | 0-0<br>2-H<br>WP<br>1B       |                                 | 0-0<br>F9                    |                                 | 0-3<br>K                     |                                 | 3 1 1 1 0 1 2<br>1 0 1 1 0 0 0<br>2 0 0 0 0 1 2                  |   |                                 |                              |                                 |                              |                                 |                              |                                 |                                   |                                    |                                  |        |
| Leo Cardenas, R<br>OBP: 0.313, SLG: 0.427<br>(1, 6)  |   | 0-0<br>F4                       |                              | 0-0<br>5-3                      |                              | 0-0<br>FC5-4<br>1B                |                              | 0-0<br>5-3                      |                              | 0-3<br>K                        |                              | 0-0<br>E<br>1B                  | 6 0 2 0 0 1 1  |   |                                 |                              |                                 |                              |                                 |                              |                                 |                                   |                                    |                                  |        |
| Deron Johnson, R<br>OBP: 0.272, SLG: 0.369<br>Giraldo Ruiz, S<br>OBP: 0.219, SLG: 0.197<br>(1, 5)<br>(12, PR)<br>(12, 5)   |   | 0-3<br>K                        |                              | 0-0<br>5-3                      |                              | 0-0<br>FC5-4<br>1-2f<br>1B<br>1-3 |                              | 0-0<br>2B                       |                              | 0-0<br>6-3                      |                              | 0-0<br>FC6<br>FC4-6             | 6 1 1 0 0 1 3<br>0 0 0 0 0 0 0                                   |   |                                 |                              |                                 |                              |                                 |                              |                                 |                                   |                                    |                                  |        |
| Johnny Edwards, L<br>OBP: 0.314, SLG: 0.320<br>(1, 2)  |   |                                 | 0-0<br>1B<br>BB<br>1B        |                                 | 0-3<br>K                     |                                   | 0-0<br>1-3                   |                                 | 0-0<br>F7                    |                                 | 0-0<br>2-3                   |                                 | 0-0<br>FC4-6   |   | 6 1 1 0 0 1 5                   |                              |                                 |                              |                                 |                              |                                 |                                   |                                    |                                  |        |
| Jim Maloney, L<br>OBP: 0.292, SLG: 0.244<br>Billy McCool, R<br>OBP: 0.250, SLG: 0.182<br>Don Nottebart, R<br>OBP: 0.071, SLG: 0.071<br>Joe Nuxhall, L<br>OBP: 0.222, SLG: 0.333<br>(1, 1)<br>(7, 1)<br>(9, 1)<br>(10, 1) |   |                                 | 0-0<br>F8                    |                                 | 0-0<br>F8                    |                                   | 0-0<br>2-H<br>1B             |                                 | 0-3<br>K                     |                                 | 0-0<br>4-3                   |                                 | 3 0 1 1 0 0 1<br>1 0 0 0 0 1 1<br>0 0 0 0 0 0 0<br>1 0 0 0 0 0 0 |   |                                 |                              |                                 |                              |                                 |                              |                                 |                                   |                                    |                                  |        |
| <b>Inning Stats</b>  | R: 0<br>E: 0<br>K: 0<br>S: 4                          | H: 1<br>LOB: 1<br>BB: 0<br>P: 4 | R: 0<br>E: 0<br>K: 2<br>S: 7 | H: 0<br>LOB: 0<br>BB: 0<br>P: 7 | R: 2<br>E: 0<br>K: 0<br>S: 6 | H: 3<br>LOB: 3<br>BB: 1<br>P: 10  | R: 0<br>E: 0<br>K: 1<br>S: 5 | H: 0<br>LOB: 0<br>BB: 0<br>P: 5 | R: 1<br>E: 0<br>K: 0<br>S: 5 | H: 2<br>LOB: 1<br>BB: 0<br>P: 5 | R: 0<br>E: 0<br>K: 1<br>S: 6 | H: 1<br>LOB: 1<br>BB: 0<br>P: 6 | R: 0<br>E: 0<br>K: 1<br>S: 5                                     |   | H: 0<br>LOB: 0<br>BB: 0<br>P: 5 | R: 0<br>E: 0<br>K: 1<br>S: 5 | H: 0<br>LOB: 0<br>BB: 0<br>P: 5 | R: 0<br>E: 0<br>K: 0<br>S: 3 | H: 0<br>LOB: 0<br>BB: 0<br>P: 3 | R: 0<br>E: 1<br>K: 1<br>S: 9 | H: 3<br>LOB: 3<br>BB: 0<br>P: 9 | 1B: 11<br>2B: 3<br>3B: 0<br>HR: 1 | SF: 0<br>SAC: 0<br>DP: 0<br>HBP: 0 | WP: 1<br>PB: 0<br>SB: 0<br>CS: 0 | PA: 53 |
| <b>PITCHER</b>   | IP WLS BF H R ER SO BB IBB HBP BLK WP HR S P ERA WHIP |                                 |                              |                                 |                              |                                   |                              |                                 |                              |                                 |                              |                                 |  |   |                                 |                              |                                 |                              |                                 |                              |                                 |                                   |                                    |                                  |        |
| Gaylord Perry, R<br>ERA: 2.51<br>(1, 1)  | 5.2   | 27                              | 9                            | 5                               | 5                            | 3                                 | 1                            | 0                               | 0                            | 0                               | 0                            | 0                               | 0  |   | 0                               | 0                            | 7.94                            | 1.765                        |                                 |                              |                                 |                                   |                                    |                                  |        |
| Lindy McDaniel, R<br>ERA: 3.23<br>(6, 1)   | 0.1   | 1                               | 0                            | 0                               | 0                            | 0                                 | 0                            | 0                               | 0                            | 0                               | 0                            | 0                               | 0  | 0   | 0                               | 0.00                         | 0.000                           |                              |                                 |                              |                                 |                                   |                                    |                                  |        |
| Joe Gibbon, L<br>ERA: 3.1<br>(7, 1)  | 0.2   | 4                               | 2                            | 1                               | 1                            | 0                                 | 0                            | 0                               | 0                            | 0                               | 0                            | 0                               | 0  | 0   | 0                               | 13.50                        | 3.000                           |                              |                                 |                              |                                 |                                   |                                    |                                  |        |
| Bob Priddy, R<br>ERA: 2.76<br>(7, 1)   | 1.1   | 5                               | 1                            | 0                               | 0                            | 1                                 | 0                            | 0                               | 0                            | 0                               | 0                            | 0                               | 0  | 0   | 0                               | 0.00                         | 0.750                           |                              |                                 |                              |                                 |                                   |                                    |                                  |        |
| Frank Linzy, R<br>ERA: 2.79<br>(9, 1)  | 4.0   | W 16                            | 3                            | 1                               | 0                            | 3                                 | 0                            | 0                               | 0                            | 0                               | 0                            | 0                               | 0  | 0   | 0                               | 0.00                         | 0.750                           |                              |                                 |                              |                                 |                                   |                                    |                                  |        |

|     |    |
|-----|----|
| AB  | 52 |
| R   | 7  |
| H   | 15 |
| RBI | 6  |
| BB  | 1  |
| SO  | 7  |
| LOB | 25 |



| Batter   | 1                            | 2                               | 3                            | 4                               | 5                            | 6                               | 7                            | 8                               | 9                            | 10                               | 11                           | 12                              | AB                           | R                               | H                            | RBI                             | BB                           | SO                              | LOB                          |                                 |                              |                                 |                              |                                 |                                   |                          |                                  |        |
|--|------------------------------|---------------------------------|------------------------------|---------------------------------|------------------------------|---------------------------------|------------------------------|---------------------------------|------------------------------|----------------------------------|------------------------------|---------------------------------|------------------------------|---------------------------------|------------------------------|---------------------------------|------------------------------|---------------------------------|------------------------------|---------------------------------|------------------------------|---------------------------------|------------------------------|---------------------------------|-----------------------------------|--------------------------|----------------------------------|--------|
| Tito Fuentes, S<br>OBP: 0.291, SLG: 0.352 (1, 4)   | F8                           | F8                              |                              |                                 | E1<br>2B                     | K                               |                              | F4                              |                              | SH3-4                            |                              | E1<br>HR                        | 6                            | 2                               | 1                            | 0                               | 0                            | 1                               | 4                            |                                 |                              |                                 |                              |                                 |                                   |                          |                                  |        |
| Tom Haller, L<br>OBP: 0.324, SLG: 0.525 (1, 2)     | FC5-4<br>1B                  |                                 | 4-3                          |                                 | F9                           |                                 | G3                           | F7                              |                              | F2                               |                              | HR                              | 7                            | 1                               | 2                            | 2                               | 0                            | 0                               | 4                            |                                 |                              |                                 |                              |                                 |                                   |                          |                                  |        |
| Willie Mays, R<br>OBP: 0.346, SLG: 0.541 (1, 8)    | FC5-4<br>HR                  |                                 | 4-3                          |                                 | 2B<br>BB                     |                                 | 1B<br>2B                     |                                 | HR                           | 1B                               |                              | IBB                             | 4                            | 3                               | 2                            | 0                               | 2                            | 0                               | 1                            |                                 |                              |                                 |                              |                                 |                                   |                          |                                  |        |
| Willie McCovey, L<br>OBP: 0.380, SLG: 0.551 (1, 3) | HR                           |                                 | FC4-6<br>BB                  |                                 | 1-3<br>2-H<br>2B             |                                 | 2-H<br>1B                    |                                 | 1-H<br>HR                    | F8                               |                              |                                 | 5                            | 2                               | 4                            | 6                               | 1                            | 0                               | 2                            |                                 |                              |                                 |                              |                                 |                                   |                          |                                  |        |
| Cap Peterson, R<br>OBP: 0.303, SLG: 0.333 (1, 7)   | F8                           |                                 | FC4-6                        |                                 | F4                           |                                 | K                            |                                 | F7                           |                                  |                              | 6-3                             | 6                            | 0                               | 0                            | 0                               | 0                            | 1                               | 4                            |                                 |                              |                                 |                              |                                 |                                   |                          |                                  |        |
| Len Gabrielson, L<br>OBP: 0.277, SLG: 0.307 (1, 9) |                              | 1B                              |                              |                                 | F5                           |                                 | F4                           |                                 | F8                           |                                  | 6-3                          |                                 | 2                            | 0                               | 1                            | 0                               | 1                            | 0                               | 0                            |                                 |                              |                                 |                              |                                 |                                   |                          |                                  |        |
| Jim Davenport, R<br>OBP: 0.319, SLG: 0.408 (7, PH) |                              | 1B                              |                              |                                 |                              |                                 |                              |                                 |                              |                                  | 6-3                          |                                 | 3                            | 0                               | 0                            | 0                               | 0                            | 0                               | 1                            |                                 |                              |                                 |                              |                                 |                                   |                          |                                  |        |
| Ozzie Virgil, R<br>OBP: 0.344, SLG: 0.433 (1, 5)   |                              | K                               |                              |                                 | F9                           |                                 | 1-3                          |                                 | 1B                           |                                  | 6-3                          |                                 | 5                            | 0                               | 1                            | 0                               | 1                            | 1                               | 4                            |                                 |                              |                                 |                              |                                 |                                   |                          |                                  |        |
| Bob Schroder, L<br>OBP: 0.400, SLG: 0.400 (1, 6)   |                              | F2                              |                              |                                 |                              |                                 | F9                           |                                 | F8                           |                                  | 1-3                          |                                 | 3                            | 0                               | 1                            | 0                               | 0                            | 0                               | 1                            |                                 |                              |                                 |                              |                                 |                                   |                          |                                  |        |
| Dick Dietz, R<br>(8, PH)                           |                              |                                 |                              |                                 |                              |                                 |                              |                                 |                              |                                  |                              | K                               | 1                            | 0                               | 0                            | 0                               | 0                            | 0                               | 1                            |                                 |                              |                                 |                              |                                 |                                   |                          |                                  |        |
| Frank Linzy, R<br>OBP: 0.250, SLG: 0.417 (9, 1)    |                              |                                 |                              |                                 |                              |                                 |                              |                                 |                              |                                  |                              |                                 | 1                            | 0                               | 0                            | 0                               | 0                            | 0                               | 1                            |                                 |                              |                                 |                              |                                 |                                   |                          |                                  |        |
| Hal Lanier, R<br>OBP: 0.236, SLG: 0.265 (12, PH)   |                              |                                 |                              |                                 | 1B                           |                                 |                              |                                 |                              |                                  |                              |                                 | 1                            | 0                               | 0                            | 0                               | 0                            | 1                               | 0                            |                                 |                              |                                 |                              |                                 |                                   |                          |                                  |        |
| Gaylord Perry, R<br>OBP: 0.382, SLG: 0.308 (1, 1)  |                              |                                 |                              |                                 |                              |                                 |                              |                                 |                              |                                  |                              |                                 | 2                            | 0                               | 1                            | 0                               | 0                            | 0                               | 1                            |                                 |                              |                                 |                              |                                 |                                   |                          |                                  |        |
| Lindy McDaniel, R<br>OBP: 0.111, SLG: 0.111 (6, 1) |                              |                                 |                              |                                 |                              |                                 |                              |                                 |                              |                                  |                              |                                 | 0                            | 0                               | 0                            | 0                               | 0                            | 0                               | 0                            |                                 |                              |                                 |                              |                                 |                                   |                          |                                  |        |
| Don Nottebart, R<br>OBP: 0.285, SLG: 0.270 (8, PH) |                              |                                 |                              |                                 |                              |                                 |                              |                                 |                              |                                  |                              |                                 | 1                            | 0                               | 0                            | 0                               | 0                            | 0                               | 0                            |                                 |                              |                                 |                              |                                 |                                   |                          |                                  |        |
| Joe Chisholm, R<br>OBP: 0.222, SLG: 0.125 (7, 1)   |                              |                                 |                              |                                 |                              |                                 |                              |                                 |                              |                                  |                              |                                 | 0                            | 0                               | 0                            | 0                               | 0                            | 0                               | 0                            |                                 |                              |                                 |                              |                                 |                                   |                          |                                  |        |
| Bob Priddy, R<br>OBP: 0.288, SLG: 0.167 (7, 1)     |                              |                                 |                              |                                 |                              |                                 |                              |                                 |                              |                                  |                              |                                 | 0                            | 0                               | 0                            | 0                               | 0                            | 0                               | 0                            |                                 |                              |                                 |                              |                                 |                                   |                          |                                  |        |
| Jesus Alou, R<br>OBP: 0.257, SLG: 0.285 (8, PH)    |                              |                                 |                              |                                 |                              |                                 |                              |                                 |                              |                                  |                              |                                 | 3                            | 0                               | 2                            | 0                               | 0                            | 0                               | 0                            |                                 |                              |                                 |                              |                                 |                                   |                          |                                  |        |
| Jesús Alou, R<br>OBP: 0.257, SLG: 0.285 (9, 9)     |                              |                                 |                              |                                 |                              |                                 |                              |                                 |                              |                                  |                              |                                 | 0                            | 0                               | 0                            | 0                               | 0                            | 0                               | 0                            |                                 |                              |                                 |                              |                                 |                                   |                          |                                  |        |
| Inning Stats                                       | R: 2<br>E: 0<br>K: 0<br>S: 5 | H: 2<br>LOB: 0<br>BB: 0<br>P: 5 | R: 0<br>E: 0<br>K: 1<br>S: 7 | H: 2<br>LOB: 2<br>BB: 0<br>P: 7 | R: 0<br>E: 0<br>K: 0<br>S: 3 | H: 0<br>LOB: 1<br>BB: 1<br>P: 7 | R: 0<br>E: 0<br>K: 0<br>S: 4 | H: 1<br>LOB: 1<br>BB: 0<br>P: 4 | R: 1<br>E: 1<br>K: 0<br>S: 5 | H: 1<br>LOB: 3<br>BB: 2<br>P: 13 | R: 0<br>E: 0<br>K: 1<br>S: 5 | H: 0<br>LOB: 0<br>BB: 0<br>P: 5 | R: 1<br>E: 0<br>K: 1<br>S: 7 | H: 2<br>LOB: 1<br>BB: 0<br>P: 7 | R: 0<br>E: 0<br>K: 0<br>S: 5 | H: 2<br>LOB: 2<br>BB: 0<br>P: 5 | R: 2<br>E: 0<br>K: 0<br>S: 5 | H: 2<br>LOB: 1<br>BB: 1<br>P: 9 | R: 0<br>E: 0<br>K: 0<br>S: 4 | H: 1<br>LOB: 2<br>BB: 1<br>P: 8 | R: 0<br>E: 0<br>K: 0<br>S: 3 | H: 0<br>LOB: 0<br>BB: 0<br>P: 3 | R: 2<br>E: 1<br>K: 1<br>S: 6 | H: 2<br>LOB: 0<br>BB: 0<br>P: 6 | 1B: 10<br>2B: 2<br>3B: 0<br>HR: 3 | SF: 0<br>DP: 0<br>HBP: 0 | WP: 0<br>PB: 1<br>SB: 0<br>CS: 0 | PA: 56 |

| PITCHER                              | IP  | WLS | BF | H | R | ER | SO | BB | IBB | HBP | BLK | WP | HR | S  | P  | ERA   | WHIP  |
|--------------------------------------|-----|-----|----|---|---|----|----|----|-----|-----|-----|----|----|----|----|-------|-------|
| Jim Maloney, R<br>ERA: 2.67 (1, 1)   | 6.1 |     | 31 | 8 | 4 | 3  | 2  | 2  | 1   | 0   | 0   | 0  | 1  | 32 | 44 | 4.26  | 1.579 |
| Billy McCool, L<br>ERA: 1.86 (7, 1)  | 1.2 |     | 9  | 4 | 2 | 2  | 1  | 0  | 0   | 0   | 0   | 0  | 1  | 11 | 11 | 10.80 | 2.400 |
| Don Nottebart, R<br>ERA: 1.56 (9, 1) | 1.1 |     | 6  | 1 | 0 | 0  | 0  | 1  | 0   | 0   | 0   | 0  | 0  | 5  | 9  | 0.00  | 1.500 |
| Joe Nuxhall, L<br>ERA: 6.16 (10, 1)  | 2.1 | L   | 10 | 2 | 2 | 2  | 1  | 0  | 1   | 0   | 0   | 0  | 1  | 11 | 15 | 7.71  | 0.857 |

**BOTTOM**

**Cincinnati Reds @ San Francisco Giants**  
Candlestick Park, San Francisco, CA

Sat Jul 09 1966, 6:33 AM EDT  
Att: 22,104 - Unknown

livebaseballscorecards.com

|     |    |
|-----|----|
| AB  | 50 |
| R   | 8  |
| H   | 15 |
| RBI | 8  |
| BB  | 5  |
| SO  | 4  |
| LOB | 24 |



| Batter  | 1   | 2   | 3   | 4   | 5   | 6   | 7   | 8   | 9   | AB R H RBI BB SO LOB                                       | TOP                                     |  |
|---|---|---|---|---|---|---|---|---|---|--|---|--|
| Tommy Harper, R (1, 7)<br>OBP: 0.344, SLG: 0.386  | 0-0<br>4-3<br>1B<br>2B                                |   | 0-0<br>F2   |   |   | 0-0<br>F8   |   |   | 4-0<br>PB<br>SH1-4<br>FC3-2-5-2<br>BB               | 3 1 1 0 1 0 1  |   |  |
| Pete Rose, S (1, 4)<br>OBP: 0.314, SLG: 0.366   | 0-0<br>4-3  |   | 0-0<br>1-3<br>1B                                    |   |   | 0-0<br>6-3  |   |   | 0-0<br>SH1-4  | 3 0 1 0 0 0 1  |   |  |
| Vada Pinson, L (1, 8)<br>OBP: 0.348, SLG: 0.444   | 0-0<br>F7-4<br>1B                                     |   | 0-0<br>F7   |   |   | 0-0<br>3-1  |   |   | 0-0<br>FC3-2-5-2<br>1B                              | 4 1 1 1 0 0 3  |   |  |
| Gordy Coleman, L (1, 3)<br>OBP: 0.303, SLG: 0.273<br>Tony Perez, R (9, PH)<br>OBP: 0.289, SLG: 0.345 (9, 3) | 0-0<br>F7-4<br>1-2                                    |   |   | 0-3<br>K  |   |   | 0-0<br>1-3  |   | 0-0<br>1B   | 3 0 0 0 0 1 1<br>1 0 1 1 0 0 0                             |   |  |
| Don Pavletich, R (1, 2)<br>OBP: 0.342, SLG: 0.489   |   | 0-0<br>1-4-3  |   | 0-0<br>G4-3<br>1B                                   |   |   | 0-0<br>6-3  |   | 0-0<br>F9   | 4 0 1 0 0 0 1  |   |  |
| Art Shamsky, L (1, 9)<br>OBP: 0.300, SLG: 0.486<br>Dick Simpson, R (8, 9)<br>OBP: 0.212, SLG: 0.310         |   | 0-0<br>F7   |   | 0-0<br>G4-3<br>1-2f                                 |   |   | 0-3<br>K  |   |   | 3 0 0 0 0 1 1<br>0 0 0 0 0 0 0                             |   |  |
| Leo Cardenas, R (1, 6)<br>OBP: 0.310, SLG: 0.422  |   | 0-0<br>6-3  |   |   |   | 0-0<br>4-3  |   |   | 0-0<br>5-3  | 3 0 0 0 0 0 0  |   |  |
| Deron Johnson, R (1, 5)<br>OBP: 0.289, SLG: 0.365<br>Giraldo Ruiz, S (8, 5)<br>OBP: 0.219, SLG: 0.197       |   |   | 0-0<br>F3   |   |   | 0-0<br>F7   |   |   | 0-3<br>K  | 3 0 0 0 0 1 0<br>0 0 0 0 0 0 0                             |   |  |
| Milt Pappas, R (1, 1)<br>OBP: 0.152, SLG: 0.250   |   |   | 0-0<br>1B<br>1B                                     |   |   | 0-0<br>5-3  |   |   | 0-0<br>F7   | 3 0 1 0 0 0 0  |   |  |
| <b>Inning Stats</b>   | R: 1 H: 2<br>E: 0 LOB: 0<br>K: 0 BB: 0<br>S: 4 P: 4   | R: 0 H: 0<br>E: 0 LOB: 0<br>K: 0 BB: 0<br>S: 3 P: 3 | R: 0 H: 2<br>E: 0 LOB: 2<br>K: 0 BB: 0<br>S: 5 P: 5 | R: 0 H: 1<br>E: 0 LOB: 0<br>K: 1 BB: 0<br>S: 5 P: 5 | R: 0 H: 0<br>E: 0 LOB: 0<br>K: 0 BB: 0<br>S: 3 P: 3 | R: 0 H: 0<br>E: 0 LOB: 0<br>K: 0 BB: 0<br>S: 3 P: 3 | R: 0 H: 0<br>E: 0 LOB: 0<br>K: 1 BB: 0<br>S: 5 P: 5 | R: 0 H: 0<br>E: 0 LOB: 0<br>K: 1 BB: 0<br>S: 5 P: 5 | R: 1 H: 1<br>E: 0 LOB: 1<br>K: 0 BB: 1<br>S: 4 P: 8 | 1B: 5 SF: 0<br>2B: 2 SAC: 1<br>3B: 0 DP: 2<br>HR: 0 HBP: 0 | WP: 0 PA: 32<br>PB: 1<br>SB: 0<br>CS: 0 |  |
| <b>PITCHER</b>  | IP WLS BF H R ER SO BB IBB HBP BLK WP HR S P ERA WHIP |   |   |   |   |   |   |   |   |  |   |  |
| Ron Herbel, R (1, 1)<br>ERA: 3.79   | 7.0 L 24 5 1 1 2 0 0 0 0 0 0 0 28 28 1.29 0.714       |   |   |   |   |   |   |   |   |  |   |  |
| Lindy McDaniel, R (8, 1)<br>ERA: 3.32   | 1.1 5 0 1 1 1 1 0 0 0 0 0 0 6 10 6.75 0.750           |   |   |   |   |   |   |   |   |  |   |  |
| Bill Henry, L (9, 1)<br>ERA: 1.17   | 0.2 3 1 0 0 0 0 0 0 0 0 0 0 3 3 0.00 1.500            |   |   |   |   |   |   |   |   |  |   |  |

Cincinnati Reds @ San Francisco Giants  
 Candlestick Park, San Francisco, CA  
 Sun Jul 10 1966, 6:33 AM EDT  
 Att: 31,903 - Unknown

|     |    |
|-----|----|
| AB  | 30 |
| R   | 2  |
| H   | 6  |
| RBI | 2  |
| BB  | 1  |
| SO  | 3  |
| LOB | 8  |



livebaseballscorecards.com





| Batter  | 1                            | 2                               | 3                            | 4                               | 5                            | 6                               | 7                            | 8                               | 9                            | AB R H RBI BB SO LOB            | TOP  |                                 |                              |                                 |                              |                                 |                                  |                                    |                                  |        |     |     |    |    |   |   |     |      |  |  |
|---|------------------------------|---------------------------------|------------------------------|---------------------------------|------------------------------|---------------------------------|------------------------------|---------------------------------|------------------------------|---------------------------------|--|---------------------------------|------------------------------|---------------------------------|------------------------------|---------------------------------|----------------------------------|------------------------------------|----------------------------------|--------|-----|-----|----|----|---|---|-----|------|--|--|
| <b>Tito Fuentes, S</b> (1, 4)<br>OBP: 0.282, SLG: 0.340       | 0-0<br>6-3                   |                                 | 0-3<br>K                     |                                 |                              | 0-0<br>P5                       |                              |                                 | 0-0<br>6-3                   | 4 0 0 0 0 1 0                   | <b>San Francisco Giants @ Philadelphia Phillies</b><br><b>Connie Mack Stadium, Philadelphia, PA</b><br>Thu Jul 14 1966, 7:05 PM EDT<br>Att. 24,347 - Unknown |                                 |                              |                                 |                              |                                 |                                  |                                    |                                  |        |     |     |    |    |   |   |     |      |  |  |
| <b>Tom Haller, L</b> (1, 2)<br>OBP: 0.319, SLG: 0.513         | 0-0<br>1B                    |                                 | 0-0<br>F7                    |                                 |                              | 0-0<br>4-3                      |                              |                                 | 0-0<br>F5                    | 4 0 1 0 0 0 0                   |  |                                 |                              |                                 |                              |                                 |                                  |                                    |                                  |        |     |     |    |    |   |   |     |      |  |  |
| <b>Willie Mays, R</b> (1, 8)<br>OBP: 0.350, SLG: 0.546        | 0-0<br>1B                    |                                 |                              |                                 |                              |                                 |                              |                                 | 0-0<br>F8                    | 4 0 2 0 0 0 0                   |  |                                 |                              |                                 |                              |                                 |                                  |                                    |                                  |        |     |     |    |    |   |   |     |      |  |  |
| <b>Willie McCovey, L</b> (1, 3)<br>OBP: 0.371, SLG: 0.536     | 0-0<br>G4-6-3                |                                 |                              |                                 |                              |                                 |                              |                                 |                              | 3 0 0 0 0 0 3                   |  |                                 |                              |                                 |                              |                                 |                                  |                                    |                                  |        |     |     |    |    |   |   |     |      |  |  |
| <b>Jim Ray Hart, R</b> (1, 9)<br>OBP: 0.359, SLG: 0.521       |                              |                                 |                              |                                 |                              |                                 |                              |                                 |                              | 3 0 0 0 0 1 0                   |  |                                 |                              |                                 |                              |                                 |                                  |                                    |                                  |        |     |     |    |    |   |   |     |      |  |  |
| <b>Cap Peterson, R</b> (1, 7)<br>OBP: 0.309, SLG: 0.346       |                              |                                 |                              |                                 |                              |                                 |                              |                                 |                              | 3 0 1 0 0 0 0                   |  |                                 |                              |                                 |                              |                                 |                                  |                                    |                                  |        |     |     |    |    |   |   |     |      |  |  |
| <b>Ozzie Virgil, R</b> (1, 5)<br>OBP: 0.359, SLG: 0.541       |                              |                                 |                              |                                 |                              |                                 |                              |                                 |                              | 3 0 1 0 0 0 1                   |  |                                 |                              |                                 |                              |                                 |                                  |                                    |                                  |        |     |     |    |    |   |   |     |      |  |  |
| <b>Hal Lanier, R</b> (1, 6)<br>OBP: 0.235, SLG: 0.263         |                              |                                 |                              |                                 |                              |                                 |                              |                                 |                              | 2 0 0 0 0 0 2                   |  |                                 |                              |                                 |                              |                                 |                                  |                                    |                                  |        |     |     |    |    |   |   |     |      |  |  |
| <b>Jim Davenport, R</b> (8, PH)<br>OBP: 0.317, SLG: 0.405     |                              |                                 |                              |                                 |                              |                                 |                              |                                 |                              | 1 0 0 0 0 1 1                   |  |                                 |                              |                                 |                              |                                 |                                  |                                    |                                  |        |     |     |    |    |   |   |     |      |  |  |
| <b>Gaylord Perry, R</b> (1, 1)<br>OBP: 0.275, SLG: 0.300      |                              |                                 |                              |                                 |                              |                                 |                              |                                 |                              | 1 0 0 0 0 0 1 0                 |  |                                 |                              |                                 |                              |                                 |                                  |                                    |                                  |        |     |     |    |    |   |   |     |      |  |  |
| <b>Joe Gibbon, R</b> (4, 1)<br>OBP: 0.222, SLG: 0.125         |                              |                                 |                              |                                 |                              |                                 |                              |                                 |                              | 0 0 0 0 0 0 0 0                 |  |                                 |                              |                                 |                              |                                 |                                  |                                    |                                  |        |     |     |    |    |   |   |     |      |  |  |
| <b>Bob Burda, L</b> (6, PH)                                   |                              |                                 |                              |                                 |                              |                                 |                              |                                 |                              | 1 0 0 0 0 0 0 0                 |  |                                 |                              |                                 |                              |                                 |                                  |                                    |                                  |        |     |     |    |    |   |   |     |      |  |  |
| <b>Bob Priddy, R</b> (6, 1)<br>OBP: 0.256, SLG: 0.167         |                              |                                 |                              |                                 |                              |                                 |                              |                                 |                              | 0 0 0 0 0 0 0 0                 |  |                                 |                              |                                 |                              |                                 |                                  |                                    |                                  |        |     |     |    |    |   |   |     |      |  |  |
| <b>Bill Henry, L</b> (7, 1)                                   |                              |                                 |                              |                                 |                              |                                 |                              |                                 |                              | 0 0 0 0 0 0 0 0                 |  |                                 |                              |                                 |                              |                                 |                                  |                                    |                                  |        |     |     |    |    |   |   |     |      |  |  |
| <b>Lindy McDaniel, R</b> (7, 1)<br>OBP: 0.111, SLG: 0.111     |                              |                                 |                              |                                 |                              |                                 |                              |                                 |                              | 0 0 0 0 0 0 0 0                 |  |                                 |                              |                                 |                              |                                 |                                  |                                    |                                  |        |     |     |    |    |   |   |     |      |  |  |
| <b>Len Gabrielson, L</b> (8, PH)<br>OBP: 0.275, SLG: 0.303    |                              |                                 |                              |                                 |                              |                                 |                              |                                 |                              | 1 0 0 0 0 1 1 1                 |  |                                 |                              |                                 |                              |                                 |                                  |                                    |                                  |        |     |     |    |    |   |   |     |      |  |  |
| <b>Frank Linzy, R</b> (8, 1)<br>OBP: 0.250, SLG: 0.417        |                              |                                 |                              |                                 |                              |                                 |                              |                                 |                              | 0 0 0 0 0 0 0 0                 |  |                                 |                              |                                 |                              |                                 |                                  |                                    |                                  |        |     |     |    |    |   |   |     |      |  |  |
| <b>Inning Stats</b>   | R: 0<br>E: 0<br>K: 0<br>S: 4 | H: 2<br>LOB: 1<br>BB: 0<br>P: 4 | R: 0<br>E: 1<br>K: 0<br>S: 4 | H: 0<br>LOB: 1<br>BB: 0<br>P: 4 | R: 0<br>E: 0<br>K: 2<br>S: 7 | H: 0<br>LOB: 0<br>BB: 0<br>P: 7 | R: 0<br>E: 0<br>K: 0<br>S: 3 | H: 1<br>LOB: 0<br>BB: 0<br>P: 3 | R: 0<br>E: 0<br>K: 0<br>S: 3 | H: 0<br>LOB: 0<br>BB: 0<br>P: 3 | R: 0<br>E: 0<br>K: 1<br>S: 5   | H: 0<br>LOB: 0<br>BB: 0<br>P: 5 | R: 0<br>E: 0<br>K: 2<br>S: 8 | H: 1<br>LOB: 1<br>BB: 0<br>P: 8 | R: 0<br>E: 0<br>K: 0<br>S: 3 | H: 0<br>LOB: 0<br>BB: 0<br>P: 3 | 1B: 5<br>2B: 0<br>3B: 0<br>HR: 0 | SF: 0<br>SAC: 0<br>DP: 3<br>HBP: 0 | WP: 0<br>PB: 0<br>SB: 0<br>CS: 0 | PA: 30 |     |     |    |    |   |   |     |      |  |  |
| <b>PITCHER</b><br><b>Larry Jackson, R</b> (1, 1)<br>ERA: 3.26 | IP<br>9.0                    | WLS<br>W                        | BF<br>30                     | H<br>5                          | R<br>0                       | ER<br>0                         | SO<br>5                      | BB<br>0                         | IBB<br>0                     | HBP<br>0                        | BLK<br>0   | WP<br>0                         | HR<br>0                      | S<br>40                         | P<br>40                      | ERA<br>0.00                     | WHIP<br>0.556                    |                                    |                                  |        |     |     |    |    |   |   |     |      |  |  |
|   |                              |                                 |                              |                                 |                              |                                 |                              |                                 |                              |                                 | <b>PITCHER</b>   | IP                              | WLS                          | BF                              | H                            | R                               | ER                               | SO                                 | BB                               | IBB    | HBP | BLK | WP | HR | S | P | ERA | WHIP |  |  |

livebaseballscorecards.com

|            |           |
|------------|-----------|
| <b>AB</b>  | <b>30</b> |
| <b>R</b>   | <b>0</b>  |
| <b>H</b>   | <b>5</b>  |
| <b>RBI</b> | <b>0</b>  |
| <b>BB</b>  | <b>0</b>  |
| <b>SO</b>  | <b>5</b>  |
| <b>LOB</b> | <b>8</b>  |



| Batter  | 1                | 2 | 3          | 4                         | 5 | 6                  | 7 | 8                 | 9 | AB | R | H | RBI | BB | SO | LOB |
|---|------------------|---|------------|---------------------------|---|--------------------|---|-------------------|---|----|---|---|-----|----|----|-----|
| Tony Taylor, R<br>OBP: 0.314, SLG: 0.375 (1, 4)     | 4-0<br>1B BB     |   | 0-0<br>1-3 | 0-0<br>FC4-2 WP 1B        |   | 0-0<br>G6-4-3 1-2f |   | 4-0<br>FC3-8 BB   |   | 3  | 1 | 1 | 0   | 2  | 0  | 1   |
| Johnny Callison, L<br>OBP: 0.337, SLG: 0.425 (1, 9) | 0-0<br>P4        |   | 0-0<br>F8  | 0-0<br>FC4-2 WP           |   |                    |   | 0-0<br>FC3-6 1-2f |   | 5  | 0 | 0 | 0   | 0  | 0  | 4   |
| Dick Allen, R<br>OBP: 0.398, SLG: 0.688 (1, 5)      | 0-3<br>K         |   | 0-0<br>3B  | 4-0<br>1-2 IBB 3-H        |   |                    |   | 0-0<br>6-3        |   | 4  | 0 | 1 | 0   | 1  | 2  | 2   |
| Bill White, L<br>OBP: 0.357, SLG: 0.484 (1, 3)      | 0-0<br>1-3 BB 1B |   | 0-3<br>K   | 0-0<br>L4                 |   |                    |   | 0-0<br>E S 1B     |   | 4  | 1 | 2 | 0   | 0  | 1  | 3   |
| Tony Gonzalez, L<br>OBP: 0.329, SLG: 0.394 (1, 7)   | 4-0<br>1-2 BB    |   |            | 4-0<br>3B BB              |   |                    |   | 4-0<br>BB E BB    |   | 1  | 1 | 0 | 0   | 3  | 0  | 0   |
| Clay Dalrymple, L<br>OBP: 0.408, SLG: 0.406 (1, 2)  | 0-0<br>F8        |   |            | 0-0<br>1-H 2B 3B          |   |                    |   | 0-0<br>E3 BB      |   | 4  | 1 | 1 | 1   | 0  | 0  | 4   |
| Cookie Rojas, R<br>OBP: 0.308, SLG: 0.343 (1, 8)    |                  |   | 0-0<br>G3  | 0-0<br>3-H E 2B           |   |                    |   | 4-0<br>1-2 2-3 BB |   | 3  | 1 | 1 | 1   | 1  | 0  | 0   |
| Dick Groat, R<br>OBP: 0.280, SLG: 0.317 (1, 6)      |                  |   | 0-0<br>F8  | 0-0<br>FC1-5 2-H 1B       |   |                    |   | 0-0<br>L4 F8      |   | 4  | 0 | 1 | 0   | 0  | 0  | 3   |
| Larry Jackson, R<br>OBP: 0.156, SLG: 0.190 (1, 1)   |                  |   | 0-0<br>3-1 | 0-0<br>FC1-5 1B FC4-2 2-3 |   |                    |   | 4-0<br>G6-4-3 BB  |   | 3  | 0 | 0 | 0   | 1  | 0  | 1   |

| Inning Stats | R: 0 | H: 1 | E: 0 | LOB: 3 | K: 1 | P: 14 | R: 0 | H: 0 | E: 0 | LOB: 0 | K: 0 | P: 3 | R: 0 | H: 1 | E: 0 | LOB: 1 | K: 1 | P: 6 | R: 4 | H: 4 | E: 1 | LOB: 2 | K: 0 | P: 7 | R: 0 | H: 0 | E: 0 | LOB: 0 | K: 0 | P: 3 | R: 0 | H: 0 | E: 0 | LOB: 0 | K: 0 | P: 6 | R: 1 | H: 1 | E: 1 | LOB: 3 | K: 1 | P: 7 | R: 0 | H: 0 | E: 0 | LOB: 1 | K: 0 | P: 7 |
|--------------|------|------|------|--------|------|-------|------|------|------|--------|------|------|------|------|------|--------|------|------|------|------|------|--------|------|------|------|------|------|--------|------|------|------|------|------|--------|------|------|------|------|------|--------|------|------|------|------|------|--------|------|------|
|              | 0    | 1    | 0    | 3      | 1    | 14    | 0    | 0    | 0    | 0      | 0    | 3    | 0    | 1    | 0    | 1      | 0    | 6    | 4    | 4    | 1    | 2      | 0    | 7    | 0    | 0    | 0    | 0      | 0    | 0    | 0    | 0    | 3    | 0      | 6    | 1    | 1    | 3    | 1    | 7      | 0    | 0    | 0    | 1    | 7    |        |      |      |

| PITCHER                              | IP  | WLS | BF | H | R | ER | SO | BB | IBB | HBP | BLK | WP | HR | S  | P  | ERA   | WHIP  |
|--------------------------------------|-----|-----|----|---|---|----|----|----|-----|-----|-----|----|----|----|----|-------|-------|
| Gaylord Perry, R<br>ERA: 2.75 (1, 1) | 3.1 | L   | 19 | 6 | 4 | 4  | 2  | 3  | 0   | 0   | 0   | 0  | 0  | 20 | 32 | 10.80 | 2.700 |
| Joe Gibbon, L<br>ERA: 3.0 (4, 1)     | 1.2 |     | 6  | 0 | 0 | 0  | 0  | 0  | 1   | 0   | 0   | 1  | 0  | 5  | 9  | 0.00  | 0.000 |
| Bob Priddy, R<br>ERA: 2.66 (6, 1)    | 1.2 |     | 6  | 1 | 1 | 0  | 1  | 1  | 0   | 0   | 0   | 0  | 0  | 7  | 11 | 0.00  | 1.200 |
| Bill Henry, L<br>ERA: 1.17 (7, 1)    | 0.0 |     | 3  | 0 | 0 | 0  | 0  | 2  | 0   | 0   | 0   | 0  | 0  | 1  | 9  | ∞     | ∞     |
| Lindy McDaniel, R<br>ERA: 3.3 (7, 1) | 0.1 |     | 1  | 0 | 0 | 0  | 0  | 0  | 0   | 0   | 0   | 0  | 0  | 1  | 1  | 0.00  | 0.000 |


**BOTTOM**

San Francisco Giants @ Philadelphia Phillies  
 Connie Mack Stadium, Philadelphia, PA  
 Thu Jul 14 1966, 7:05 PM EDT  
 Att. 24,347 - Unknown

|     |    |
|-----|----|
| AB  | 31 |
| R   | 5  |
| H   | 7  |
| RBI | 2  |
| BB  | 8  |
| SO  | 3  |
| LOB | 18 |

livebaseballscorecards.com

|    |   |     |   |    |   |    |    |
|----|---|-----|---|----|---|----|----|
| 1B | 4 | SF  | 0 | WP | 1 | PA | 39 |
| 2B | 1 | SAC | 0 | PB | 0 |    |    |
| 3B | 2 | DP  | 1 | SB | 1 |    |    |
| HR | 0 | HBP | 0 | CS | 0 |    |    |

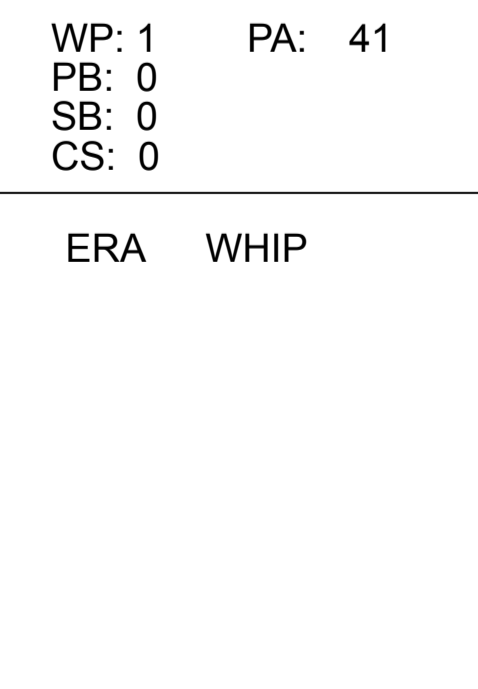


| Batter   | 1      | 2            | 3          | 4       | 5       | 6              | 7               | 8               | 9             | AB R H RBI BB SO LOB |
|--|--------|--------------|------------|---------|---------|----------------|-----------------|-----------------|---------------|----------------------|
| Don Landrum, L (1, 9)<br>OBP: 0.260, SLG: 0.255    | 0-0 P6 |              | 0-3 K      |         | 0-0 F2  |                | 0-0 E BB        | 0-3 K           |               | 4 0 0 0 1 2 1        |
| Tom Haller, L (1, 2)<br>OBP: 0.320, SLG: 0.507     | 0-0 F8 |              | 1-0 HR HBP |         |         | 1-0 G6-4-3 HBP | 0-0 E1          |                 | 0-0 4-3       | 3 1 0 0 0 0 2        |
| Willie Mays, R (1, 8)<br>OBP: 0.348, SLG: 0.550    | 0-0 F8 |              | 0-0 HR     |         |         | 0-0 G6-4-3     | 0-3 K           |                 | 0-3 K BB      | 5 1 1 2 0 2 4        |
| Willie McCovey, L (1, 3)<br>OBP: 0.375, SLG: 0.543 |        | 0-0 FC 3B    | 0-0 F5     |         |         | 0-3 K          |                 | 0-0 E1 FC1 E 1B | 4-0 G6-4-3 BB | 4 2 2 0 1 1 0        |
| Jim Ray Hart, R (1, 5)<br>OBP: 0.360, SLG: 0.527   |        | 0-0 F9       |            | 0-0 P6  |         |                | 0-0 HR          | 4-0 E IBB       | 0-0 G6-4-3    | 4 2 1 1 1 0 3        |
| Len Gabrielson, L (1, 7)<br>OBP: 0.274, SLG: 0.297 |        | 0-0 FC FC5-6 |            | 0-0 4-3 |         |                | 4-0 SH3-4 1B BB |                 |               | 3 2 0 1 1 0 0        |
| Bob Schroder, L (1, 6)<br>OBP: 0.273, SLG: 0.273   |        | 0-0 FC5-6    |            | 0-0 1-3 |         |                | 0-0 SH3-4       | 0-0 4-3         |               | 3 0 0 0 0 0 2        |
| Tito Fuentes, S (1, 4)<br>OBP: 0.281, SLG: 0.336   |        | 0-3 K        |            |         | 0-0 1-3 |                | 1-0 1B HBP      | 0-0 F5          |               | 3 0 0 0 0 1 2        |
| Juan Marichal, R (1, 1)<br>OBP: 0.271, SLG: 0.314  |        |              | 0-0 F5     |         | 0-3 K   |                | 0-0 E 1B        | 0-0 1B          |               | 4 0 2 2 0 1 0        |

| TOP   |  |
|---|--|
| San Francisco Giants @ Philadelphia Phillies<br>Connie Mack Stadium, Philadelphia, PA |  |
| AB 33   |  |
| R 8   |  |
| H 6   |  |
| RBI 6   |  |
| BB 4  |  |
| SO 7  |  |
| LOB 14  |  |
| WP: 1 PA: 41  |  |
| PB: 0   |  |
| SB: 0   |  |
| CS: 0   |  |

| Inning Stats             |                           |
|--------------------------|---------------------------|
| R: 0 H: 0 E: 0 K: 0 S: 3 | R: 1 H: 1 E: 0 K: 1 S: 7  |
| H: 0 LOB: 0 BB: 0 P: 3   | H: 1 LOB: 1 BB: 0 P: 7    |
| R: 2 H: 1 E: 0 K: 1 S: 6 | R: 0 H: 0 E: 0 K: 0 S: 3  |
| H: 0 LOB: 0 BB: 0 P: 3   | H: 0 LOB: 0 BB: 0 P: 3    |
| R: 0 H: 0 E: 0 K: 1 S: 5 | R: 0 H: 0 E: 0 K: 1 S: 5  |
| H: 0 LOB: 0 BB: 0 P: 5   | H: 0 LOB: 0 BB: 0 P: 5    |
| R: 2 H: 2 E: 1 K: 1 S: 7 | R: 3 H: 2 E: 2 K: 1 S: 8  |
| H: 2 LOB: 3 BB: 2 P: 16  | H: 2 LOB: 1 BB: 1 P: 12   |
| R: 0 H: 0 E: 0 K: 1 S: 5 | R: 0 H: 0 E: 0 K: 1 S: 5  |
| H: 0 LOB: 1 BB: 1 P: 9   | H: 0 LOB: 1 BB: 1 P: 9    |
| 1B: 3 2B: 0 3B: 1 HR: 2  | SF: 0 SAC: 1 DP: 2 HBP: 3 |

| PITCHER                               |     |        |        |      |      |       |       |       |        |        |        |       |       |       |       |           |             |  |
|---------------------------------------|-----|--------|--------|------|------|-------|-------|-------|--------|--------|--------|-------|-------|-------|-------|-----------|-------------|--|
| Jim Bunning, R (1, 1)<br>ERA: 2.57    | 6.2 | WLS: L | BF: 28 | H: 4 | R: 5 | ER: 5 | SO: 4 | BB: 2 | IBB: 0 | HBP: 3 | BLK: 0 | WP: 0 | HR: 2 | S: 31 | P: 42 | ERA: 6.75 | WHIP: 0.900 |  |
| Darold Knowles, L (7, 1)<br>ERA: 2.63 | 1.1 |        | 9      | 2    | 3    | 0     | 2     | 0     | 1      | 0      | 0      | 0     | 0     | 12    | 16    | 0.00      | 1.500       |  |
| Ray Culp, R (9, 1)<br>ERA: 5.58       | 1.0 |        | 4      | 0    | 0    | 0     | 1     | 1     | 0      | 0      | 0      | 1     | 0     | 5     | 9     | 0.00      | 1.000       |  |



San Francisco Giants @ Philadelphia Phillies  
 Connie Mack Stadium, Philadelphia, PA  
 Fri Jul 15 1966, 7:05 PM EDT  
 Att: 29,966 - Unknown



| Batter  | 1   | 2                        | 3                        | 4                        | 5                        | 6                        | 7                        | 8                        | 9                        | 10                       | 11                       | 12                       | 13                       | 14                       | 15                       | AB R H RBI BB SO LOB           | TOP   |                                   |  |
|---|---|--------------------------|--------------------------|--------------------------|--------------------------|--------------------------|--------------------------|--------------------------|--------------------------|--------------------------|--------------------------|--------------------------|--------------------------|--------------------------|--------------------------|--------------------------------|---|-----------------------------------|--|
| Bob Schroder, L (1, 6)<br>Hal Lanier, R (9, 6)<br>OBP: 0.200, SLG: 0.200<br>OBP: 0.236, SLG: 0.268  | 0-0 1-3   |                          | 0-0 4-3                  |                          | 0-0 F6                   |                          | 0-0 G3                   |                          |                          | 0-0 5-3 2B               |                          | 0-0 6-3                  |                          | 0-3 K                    |                          | 4 0 0 0 0 0 1<br>3 0 1 0 0 1 0 |   |                                   |  |
| Jim Davenport, R (1, 5)<br>OBP: 0.311, SLG: 0.411   | 0-3 K   |                          |                          | 0-0 HR                   |                          | 0-0 1-3                  | 0-0 4-3                  |                          |                          | 0-0 P5                   |                          | 0-0 F8                   |                          | 0-3 K                    |                          | 7 1 1 1 0 2 1                  |   |                                   |  |
| Willie Mays, R (1, 8)<br>OBP: 0.347, SLG: 0.547   | 0-0 5-3   |                          |                          | 0-0 1B 2B                |                          | 0-0 E8 1B 1B             |                          | 0-0 1-3                  |                          | 0-0 5-3                  |                          | 0-0 F8                   |                          | 0-0 F8                   |                          | 7 2 2 0 0 0 1                  |   |                                   |  |
| Willie McCovey, L (1, 3)<br>OBP: 0.379, SLG: 0.546  |   | 0-3 K                    |                          | 0-0 1B 2B                |                          | 0-0 E 1B 1B              |                          | 0-3 K                    |                          | 4-0 1B                   |                          |                          | 0-0 FC1-5 2B             |                          | 0-0 3-1                  |                                | 6 1 3 2 1 2 0   |                                   |  |
| Jim Ray Hart, R (1, 7)<br>OBP: 0.360, SLG: 0.527  |   | 0-0 E8 1B 2B             |                          | 0-0 P3 1B                |                          | 0-0 E3 1B E              |                          | 0-0 1B                   |                          | 0-0 F9                   |                          |                          | 0-0 FC1-5 2B             |                          |                          |                                | 6 1 2 0 0 0 5   |                                   |  |
| Tom Haller, L (1, 2)<br>OBP: 0.321, SLG: 0.504  |   | 0-0 L1-5 2B              |                          | 0-0 P5 1B                |                          | 0-0 E2 1B                |                          | 0-3 K                    |                          |                          | 0-0 1B 1B                |                          | 0-3 K                    |                          |                          |                                | 6 0 2 1 0 2 4   |                                   |  |
| Jesus Alou, R (1, 9)<br>OBP: 0.259, SLG: 0.286  |   |                          | 0-0 SH1-4 1B             |                          | 0-0 F9                   |                          | 0-0 F9                   |                          | 0-0 P4                   |                          | 0-0 1B 1B                |                          | 0-0 F8                   |                          |                          |                                | 6 0 2 0 0 0 3   |                                   |  |
| Tito Fuentes, S (1, 4)<br>OBP: 0.276, SLG: 0.329  |   |                          | 0-0 SH1-4 1B             |                          | 0-0 6-3                  | 0-0 6-3                  |                          |                          | 0-0 P3                   |                          | 0-0 G6-4-3 1B            |                          |                          | 0-0 5-3                  |                          |                                | 5 0 0 0 0 0 3   |                                   |  |
| Ray Sadecki, L (1, 1)<br>Lindy McDaniel, R (6, 1)<br>Bill Henry, L (8, 1)<br>Frank Linzy, R (8, 1)<br>Joe Gibbon, R (15, 1)<br>OBP: 0.286, SLG: 0.519<br>OBP: 0.100, SLG: 0.100 |   |                          | 0-0 F2                   |                          | 0-0 4-3                  |                          | 0-3 K                    |                          | 0-0 F7                   |                          | 0-0 F7                   |                          |                          | 0-0 F9                   |                          |                                | 2 0 0 0 0 0 1<br>1 0 0 0 0 1 0<br>0 0 0 0 0 0 0<br>3 0 0 0 0 0 1<br>0 0 0 0 0 0 0 |                                   |  |
| <b>Inning Stats</b>   | R: 0 H: 0 E: 0 K: 1 S: 5                              | R: 0 H: 1 E: 1 K: 1 S: 5 | R: 0 H: 1 E: 0 K: 0 S: 4 | R: 2 H: 3 E: 0 K: 0 S: 6 | R: 0 H: 0 E: 0 K: 0 S: 3 | R: 3 H: 3 E: 0 K: 0 S: 7 | R: 0 H: 0 E: 0 K: 1 S: 5 | R: 0 H: 1 E: 0 K: 2 S: 8 | R: 0 H: 0 E: 0 K: 0 S: 3 | R: 0 H: 1 E: 0 K: 0 S: 4 | R: 0 H: 2 E: 0 K: 0 S: 4 | R: 0 H: 0 E: 0 K: 1 S: 6 | R: 0 H: 1 E: 0 K: 1 S: 5 | R: 0 H: 0 E: 0 K: 1 S: 5 | R: 0 H: 0 E: 0 K: 1 S: 5 | 1B: 8 2B: 5 3B: 0 HR: 1        | SF: 0 SAC: 1 DP: 2 HBP: 0   | WP: 0 PA: 58<br>PB: 0 SB: 0 CS: 0 |  |
| <b>PITCHER</b>  | IP WLS BF H R ER SO BB IBB HBP BLK WP HR S P ERA WHIP |                          |                          |                          |                          |                          |                          |                          |                          |                          |                          |                          |                          |                          |                          |                                |   |                                   |  |
| Bob Buhl, R (1, 1)<br>ERA: 3.83   | 7.0   |                          |                          |                          |                          |                          |                          |                          |                          |                          |                          |                          |                          |                          |                          |                                |   |                                   |  |
| Darold Knowles, L (8, 1)<br>ERA: 2.56   | 2.0   | 7                        | 1                        | 0                        | 0                        | 2                        | 0                        | 0                        | 0                        | 0                        | 0                        | 11                       | 11                       | 0.00                     | 0.500                    |                                |   |                                   |  |
| Terry Fox, R (10, 1)<br>ERA: 4.58   | 6.0   | W 22                     | 4                        | 0                        | 0                        | 3                        | 0                        | 1                        | 0                        | 0                        | 0                        | 27                       | 31                       | 0.00                     | 0.667                    |                                |   |                                   |  |

San Francisco Giants @ Philadelphia Phillies  
 Connie Mack Stadium, Philadelphia, PA


livebaseballscores.com

AB 56  
 R 5  
 H 13  
 RBI 4  
 BB 1  
 SO 8  
 LOB 20



Sat Jul 16 1966, 3:33 AM EDT  
 Att: 14,484 - Unknown



| Batter   | 1   | 2                               | 3                            | 4                               | 5                            | 6                               | 7                            | 8                               | 9                            | AB R H RBI BB SO LOB            | TOP   |                                 |                              |                                 |                              |                                 |                              |                                 |                                   |                                    |                                  |        |
|--|---|---------------------------------|------------------------------|---------------------------------|------------------------------|---------------------------------|------------------------------|---------------------------------|------------------------------|---------------------------------|---|---------------------------------|------------------------------|---------------------------------|------------------------------|---------------------------------|------------------------------|---------------------------------|-----------------------------------|------------------------------------|----------------------------------|--------|
| Bob Schroder, L (1, 6)<br>OBP: 0.300, SLG: 0.300   | 0-0 P2  |                                 | 0-0 FC4-6<br>1B              |                                 | 0-0 G5-4-3<br>1B             |                                 | 0-0 F7                       |                                 | 0-0 1-2<br>2-H<br>1B         | 5 0 3 1 0 0 1                   | <b>San Francisco Giants @ Pittsburgh Pirates</b><br>Forbes Field, Pittsburgh, PA<br>Sun Jul 17 1966, 3:33 AM EDT<br>Unknown<br><a href="http://livebaseballscorecards.com">livebaseballscorecards.com</a> |                                 |                              |                                 |                              |                                 |                              |                                 |                                   |                                    |                                  |        |
| Jim Davenport, R (1, 5)<br>OBP: 0.313, SLG: 0.411  | 0-0 3B<br>1B  |                                 | 0-0 F9                       |                                 | 0-0 G5-4-3<br>1-2f           |                                 |                              | 0-0 1B<br>HR<br>1B              | 0-0 F5                       | 5 2 2 0 0 0 4                   |   |                                 |                              |                                 |                              |                                 |                              |                                 |                                   |                                    |                                  |        |
| Willie Mays, R (1, 8)<br>OBP: 0.347, SLG: 0.551  | 0-0 1-H<br>3B   |                                 | 0-0 FC4-6<br>1-2f            |                                 |                              | 0-0 6-3                         |                              | 0-0 1-3<br>1B                   | 0-0 F7                       | 5 0 2 1 0 0 3                   |   |                                 |                              |                                 |                              |                                 |                              |                                 |                                   |                                    |                                  |        |
| Willie McCovey, L (1, 3)<br>OBP: 0.377, SLG: 0.552   | 0-3 K   |                                 | 0-0 F8                       |                                 |                              | 0-0 F8                          |                              | 0-0 3-H<br>HR                   |                              | 4 1 1 2 0 1 2                   |   |                                 |                              |                                 |                              |                                 |                              |                                 |                                   |                                    |                                  |        |
| Jim Ray Hart, R (1, 7)<br>OBP: 0.361, SLG: 0.525   | 0-3 K   |                                 |                              | 4-0 BB<br>BB                    |                              | 0-0 1B                          |                              | 0-0 P4                          |                              | 3 0 1 0 1 1 1                   |   |                                 |                              |                                 |                              |                                 |                              |                                 |                                   |                                    |                                  |        |
| Tom Haller, L (1, 2)<br>OBP: 0.317, SLG: 0.497   |   | 0-0 4-3                         |                              | 0-0 FC4-6<br>1-2f<br>1-3        |                              | 0-0 P6                          |                              | 0-3 K                           |                              | 4 0 0 0 0 1 2                   |   |                                 |                              |                                 |                              |                                 |                              |                                 |                                   |                                    |                                  |        |
| Jesus Alou, R (1, 9)<br>OBP: 0.259, SLG: 0.286   |   | 0-0 6-3                         |                              | 0-0 1-3<br>1-2                  |                              |                                 | 0-3 K2-3                     |                                 | 0-0 1B<br>1B<br>1B           | 4 1 1 0 0 1 1                   |   |                                 |                              |                                 |                              |                                 |                              |                                 |                                   |                                    |                                  |        |
| Tito Fuentes, S (1, 4)<br>OBP: 0.277, SLG: 0.328   |   | 4-0 BB<br>BB                    |                              | 0-0 F8                          |                              |                                 | 0-3 K                        |                                 | 0-0 1B<br>1B                 | 1 0 0 0 1 0 1                   |   |                                 |                              |                                 |                              |                                 |                              |                                 |                                   |                                    |                                  |        |
| Bob Burda, L (7, PH)   |   |                                 |                              |                                 |                              |                                 |                              |                                 |                              | 1 0 0 0 0 1 0                   |   |                                 |                              |                                 |                              |                                 |                              |                                 |                                   |                                    |                                  |        |
| Hal Lanier, R (7, 4)<br>OBP: 0.236, SLG: 0.268   |   |                                 |                              |                                 |                              |                                 |                              |                                 | 1-2 1B<br>1B                 | 0 0 0 0 0 0 0                   |   |                                 |                              |                                 |                              |                                 |                              |                                 |                                   |                                    |                                  |        |
| Don Landrum, L (9, PH)<br>OBP: 0.267, SLG: 0.263   |   |                                 |                              |                                 |                              |                                 |                              |                                 |                              | 1 0 1 0 0 0 0                   |   |                                 |                              |                                 |                              |                                 |                              |                                 |                                   |                                    |                                  |        |
| Ron Herbel, R (1, 1)<br>OBP: 0.065, SLG: 0.033   |   | 0-0 5-3                         |                              |                                 | 0-3 K                        |                                 | 0-0 1B                       |                                 | 0-0 F6                       | 2 0 0 0 0 0 1 1                 |    |                                 |                              |                                 |                              |                                 |                              |                                 |                                   |                                    |                                  |        |
| Bill Henry, L (5, 1)<br>Lindy McDaniel, R (5, 1)<br>Len Gabrielson, L (7, PH)<br>Joe Gibbon, R (7, 1)<br>Ray Sadock, L (8, 1)<br>Cap Peterson, R (9, PH)<br>OBP: 0.286, SLG: 0.519 |   |                                 |                              |                                 |                              |                                 |                              |                                 |                              | 0 0 0 0 0 0 0 0                 |   |                                 |                              |                                 |                              |                                 |                              |                                 |                                   |                                    |                                  |        |
| <b>Inning Stats</b>  | R: 1<br>E: 0<br>K: 2<br>S: 9                          | H: 2<br>LOB: 1<br>BB: 0<br>P: 9 | R: 0<br>E: 0<br>K: 0<br>S: 3 | H: 0<br>LOB: 1<br>BB: 1<br>P: 7 | R: 0<br>E: 0<br>K: 0<br>S: 4 | H: 1<br>LOB: 1<br>BB: 1<br>P: 4 | R: 0<br>E: 0<br>K: 0<br>S: 3 | H: 0<br>LOB: 1<br>BB: 1<br>P: 7 | R: 0<br>E: 0<br>K: 1<br>S: 5 | H: 1<br>LOB: 0<br>BB: 0<br>P: 5 | R: 0<br>E: 0<br>K: 0<br>S: 4  | H: 1<br>LOB: 1<br>BB: 0<br>P: 4 | R: 0<br>E: 0<br>K: 2<br>S: 8 | H: 1<br>LOB: 1<br>BB: 0<br>P: 8 | R: 2<br>E: 0<br>K: 1<br>S: 7 | H: 3<br>LOB: 0<br>BB: 0<br>P: 7 | R: 1<br>E: 0<br>K: 0<br>S: 6 | H: 3<br>LOB: 2<br>BB: 0<br>P: 6 | 1B: 10<br>2B: 0<br>3B: 1<br>HR: 1 | SF: 0<br>SAC: 0<br>DP: 1<br>HBP: 0 | WP: 0<br>PB: 0<br>SB: 0<br>CS: 0 | PA: 39 |
| <b>PITCHER</b>   | IP WLS BF H R ER SO BB IBB HBP BLK WP HR S P ERA WHIP |                                 |                              |                                 |                              |                                 |                              |                                 |                              |                                 |   |                                 |                              |                                 |                              |                                 |                              |                                 |                                   |                                    |                                  |        |
| Steve Blass, R (1, 1)<br>ERA: 3.52   | 7.1 W 30 8 2 2 5 2 0 0 0 0 0 0 38 46 2.46 1.364       |                                 |                              |                                 |                              |                                 |                              |                                 |                              |                                 |   |                                 |                              |                                 |                              |                                 |                              |                                 |                                   |                                    |                                  |        |
| Roy Face, R (8, 1)<br>ERA: 2.39  | 1.0 7 4 2 2 1 0 0 0 0 0 1 9 9 18.00 4.000             |                                 |                              |                                 |                              |                                 |                              |                                 |                              |                                 |   |                                 |                              |                                 |                              |                                 |                              |                                 |                                   |                                    |                                  |        |
| Pete Mikkelsen, R (9, 1)<br>ERA: 3.65  | 0.2 S 2 0 0 0 0 0 0 0 0 0 0 0 2 2 0.00 0.000          |                                 |                              |                                 |                              |                                 |                              |                                 |                              |                                 |   |                                 |                              |                                 |                              |                                 |                              |                                 |                                   |                                    |                                  |        |



| Batter  | 1                             | 2          | 3                    | 4           | 5                          | 6                               | 7                      | 8                           | 9 |
|---|-------------------------------|------------|----------------------|-------------|----------------------------|---------------------------------|------------------------|-----------------------------|---|
| Matty Alou, L (1, 8)<br>OBP: 0.363, SLG: 0.439  | 0-0<br>1B                     | 0-0<br>1-3 |                      |             | 0-0<br>SH5-4<br>1-2<br>1B  | 0-0<br>6-3                      |                        | 0-0<br>1-2<br>3-H<br>1B     |   |
| Gene Alley, R (1, 6)<br>OBP: 0.311, SLG: 0.398  | 0-0<br>F9                     |            | 0-0<br>FC6-4<br>1B   |             | 0-0<br>SH5-4<br>1-2<br>2-3 |                                 | 0-0<br>F8              | 0-0<br>F9                   |   |
| Roberto Clemente, R (1, 9)<br>OBP: 0.370, SLG: 0.537  | 0-0<br>1B<br>1-3<br>SF8<br>1B |            | 0-0<br>FC6-4<br>1-2f |             | 4-0<br>IBB                 |                                 | 0-0<br>F9              | 0-0<br>F7                   |   |
| Willie Stargell, L (1, 7)<br>OBP: 0.410, SLG: 0.635<br>Manny Mota, R (5, PH)<br>OBP: 0.387, SLG: 0.521 (6, 7)               | 0-0<br>1-3<br>3-H<br>1B       |            | 0-3<br>K             |             | 0-0<br>SF9<br>3-H          |                                 | 0-0<br>F4              |                             |   |
| Jose Pagan, R (1, 5)<br>OBP: 0.297, SLG: 0.423  | 0-0<br>SF8<br>3-H             |            | 0-0<br>F7            |             | 0-0<br>4-3                 |                                 |                        | 0-0<br>3B<br>1B             |   |
| Donn Clendenon, R (1, 3)<br>OBP: 0.352, SLG: 0.507  | 4-0<br>1-2<br>BB              |            |                      | 0-3<br>K2-3 |                            | 0-0<br>E<br>2B<br>1B            |                        | 0-0<br>1-H<br>1B<br>3B      |   |
| Jim Pagliaroni, R (1, 2)<br>OBP: 0.344, SLG: 0.393  | 0-0<br>P6                     |            |                      | 0-0<br>P4   |                            | 0-3<br>K<br>1-2                 |                        | 0-0<br>1B<br>1B<br>WP<br>1B |   |
| Bill Mazerowski, R (1, 4)<br>OBP: 0.311, SLG: 0.391   |                               |            | 0-0<br>F7            |             | 0-0<br>F7                  |                                 | 0-0<br>F9<br>2-H<br>2B | 0-0<br>1B<br>1-3<br>1B      |   |
| Steve Blass, R (1, 1)<br>OBP: 0.200, SLG: 0.222<br>Roy Face, R (8, 1)<br>Pete Mikkelsen, R (9, 1)<br>OBP: 0.273, SLG: 0.200 |                               |            | 0-0<br>G3            |             |                            | 0-0<br>SH5-4<br>SF9<br>1B<br>1B |                        | 0-3<br>K                    |   |


| AB | R | H | RBI | BB | SO | LOB |
|----|---|---|-----|----|----|-----|
| 5  | 1 | 3 | 1   | 0  | 0  | 1   |
| 4  | 0 | 1 | 0   | 0  | 0  | 3   |
| 4  | 1 | 1 | 0   | 1  | 0  | 3   |
| 2  | 0 | 1 | 1   | 0  | 1  | 1   |
| 1  | 0 | 0 | 1   | 0  | 0  | 0   |
| 3  | 1 | 1 | 1   | 0  | 0  | 3   |
| 3  | 2 | 2 | 1   | 1  | 1  | 0   |
| 4  | 1 | 1 | 1   | 0  | 1  | 3   |
| 4  | 0 | 2 | 1   | 0  | 0  | 0   |
| 3  | 1 | 1 | 0   | 0  | 0  | 1   |
| 1  | 0 | 0 | 0   | 0  | 1  | 2   |
| 0  | 0 | 0 | 0   | 0  | 0  | 0   |

**BOTTOM**

**San Francisco Giants @ Pittsburgh Pirates**  
Forbes Field, Pittsburgh, PA  
Sun Jul 17 1966, 3:33 AM EDT  
Unknown

|            |           |
|------------|-----------|
| <b>AB</b>  | <b>34</b> |
| <b>R</b>   | <b>7</b>  |
| <b>H</b>   | <b>13</b> |
| <b>RBI</b> | <b>7</b>  |
| <b>BB</b>  | <b>2</b>  |
| <b>SO</b>  | <b>4</b>  |
| <b>LOB</b> | <b>17</b> |

livebaseballscorecards.com



| Inning Stats                          | R: 2      | H: 3       | E: 0      | K: 0     | S: 6     | LOB: 2    | BB: 1     | P: 10     | R: 0       | H: 0       | E: 0       | K: 0      | S: 3      | LOB: 0   | BB: 0    | P: 3       | R: 0        | H: 1 | E: 0 | K: 1 | S: 6 | LOB: 1 | BB: 0 | P: 6 | R: 0 | H: 0 | E: 0 | K: 1 | S: 5 | LOB: 0 | BB: 0 | P: 5 | R: 1 | H: 2 | E: 0 | K: 0 | S: 5 | LOB: 2 | BB: 1 | P: 9 | R: 1 | H: 2 | E: 1 | K: 1 | S: 7 | LOB: 1 | BB: 0 | P: 7 | R: 0 | H: 0 | E: 0 | K: 0 | S: 3 | LOB: 0 | BB: 0 | P: 3 | R: 3 | H: 5 | E: 0 | K: 1 | S: 10 | LOB: 2 | BB: 0 | P: 10 | 1B: 11 | SF: 2 | 2B: 1 | SAC: 1 | 3B: 1 | DP: 0 | HR: 0 | HBP: 0 | WP: 1 | PA: 39 | PB: 0 | SB: 0 | CS: 0 | AB | R | H | RBI | BB | SO | LOB | ERA | WHIP |
|---------------------------------------|-----------|------------|-----------|----------|----------|-----------|-----------|-----------|------------|------------|------------|-----------|-----------|----------|----------|------------|-------------|------|------|------|------|--------|-------|------|------|------|------|------|------|--------|-------|------|------|------|------|------|------|--------|-------|------|------|------|------|------|------|--------|-------|------|------|------|------|------|------|--------|-------|------|------|------|------|------|-------|--------|-------|-------|--------|-------|-------|--------|-------|-------|-------|--------|-------|--------|-------|-------|-------|----|---|---|-----|----|----|-----|-----|------|
| <b>PITCHER</b>                        | <b>IP</b> | <b>WLS</b> | <b>BF</b> | <b>H</b> | <b>R</b> | <b>ER</b> | <b>SO</b> | <b>BB</b> | <b>IBB</b> | <b>HBP</b> | <b>BLK</b> | <b>WP</b> | <b>HR</b> | <b>S</b> | <b>P</b> | <b>ERA</b> | <b>WHIP</b> |      |      |      |      |        |       |      |      |      |      |      |      |        |       |      |      |      |      |      |      |        |       |      |      |      |      |      |      |        |       |      |      |      |      |      |      |        |       |      |      |      |      |      |       |        |       |       |        |       |       |        |       |       |       |        |       |        |       |       |       |    |   |   |     |    |    |     |     |      |
| Ron Herbel, R (1, 1)<br>ERA: 3.9      | 4.1       | L          | 21        | 6        | 3        | 3         | 2         | 1         | 1          | 0          | 0          | 0         | 0         | 23       | 31       | 6.23       | 1.615       |      |      |      |      |        |       |      |      |      |      |      |      |        |       |      |      |      |      |      |      |        |       |      |      |      |      |      |      |        |       |      |      |      |      |      |      |        |       |      |      |      |      |      |       |        |       |       |        |       |       |        |       |       |       |        |       |        |       |       |       |    |   |   |     |    |    |     |     |      |
| Bill Henry, L (5, 1)<br>ERA: 1.13     | 0.1       |            | 1         | 0        | 0        | 0         | 0         | 0         | 0          | 0          | 0          | 0         | 0         | 1        | 1        | 0.00       | 0.000       |      |      |      |      |        |       |      |      |      |      |      |      |        |       |      |      |      |      |      |      |        |       |      |      |      |      |      |      |        |       |      |      |      |      |      |      |        |       |      |      |      |      |      |       |        |       |       |        |       |       |        |       |       |       |        |       |        |       |       |       |    |   |   |     |    |    |     |     |      |
| Lindy McDaniel, R (5, 1)<br>ERA: 3.26 | 1.1       |            | 6         | 2        | 1        | 1         | 1         | 0         | 0          | 0          | 0          | 0         | 0         | 8        | 8        | 6.75       | 1.500       |      |      |      |      |        |       |      |      |      |      |      |      |        |       |      |      |      |      |      |      |        |       |      |      |      |      |      |      |        |       |      |      |      |      |      |      |        |       |      |      |      |      |      |       |        |       |       |        |       |       |        |       |       |       |        |       |        |       |       |       |    |   |   |     |    |    |     |     |      |
| Joe Gibbon, L (7, 1)<br>ERA: 3.56     | 1.1       |            | 9         | 5        | 3        | 3         | 1         | 0         | 0          | 0          | 0          | 1         | 0         | 11       | 11       | 20.25      | 3.750       |      |      |      |      |        |       |      |      |      |      |      |      |        |       |      |      |      |      |      |      |        |       |      |      |      |      |      |      |        |       |      |      |      |      |      |      |        |       |      |      |      |      |      |       |        |       |       |        |       |       |        |       |       |       |        |       |        |       |       |       |    |   |   |     |    |    |     |     |      |
| Ray Sadecki, L (8, 1)<br>ERA: 4.5     | 0.2       |            | 2         | 0        | 0        | 0         | 0         | 0         | 0          | 0          | 0          | 0         | 0         | 2        | 2        | 0.00       | 0.000       |      |      |      |      |        |       |      |      |      |      |      |      |        |       |      |      |      |      |      |      |        |       |      |      |      |      |      |      |        |       |      |      |      |      |      |      |        |       |      |      |      |      |      |       |        |       |       |        |       |       |        |       |       |       |        |       |        |       |       |       |    |   |   |     |    |    |     |     |      |

| Batter   | 1                            | 2                               | 3                            | 4                               | 5                            | 6                               | 7                            | 8                               | 9                            | AB R H RBI BB SO LOB            | TOP   |                                 |                              |                                 |                              |                                 |                              |                                 |                                  |                                    |                                  |        |             |               |
|--|------------------------------|---------------------------------|------------------------------|---------------------------------|------------------------------|---------------------------------|------------------------------|---------------------------------|------------------------------|---------------------------------|---|---------------------------------|------------------------------|---------------------------------|------------------------------|---------------------------------|------------------------------|---------------------------------|----------------------------------|------------------------------------|----------------------------------|--------|-------------|---------------|
| Bob Schroder, L (1, 6)<br>OBP: 0.333, SLG: 0.333   | 0-0<br>3-1                   |                                 | 0-0<br>FC6-4                 |                                 |                              | 0-0<br>G6-4-3<br>1B             |                              | 0-0<br>1-2<br>1B                |                              | 4 0 2 0 0 0 1                   | <b>San Francisco Giants @ Pittsburgh Pirates</b><br>Forbes Field, Pittsburgh, PA<br>Sun Jul 17 1966, 3:38 AM EDT<br>Att: 35,184 - Unknown<br><a href="http://livebaseballscorecards.com">livebaseballscorecards.com</a> |                                 |                              |                                 |                              |                                 |                              |                                 |                                  |                                    |                                  |        |             |               |
| Tom Haller, L (1, 2)<br>OBP: 0.313, SLG: 0.490     | 0-0<br>F7                    |                                 | 0-0<br>F8                    |                                 |                              | 0-0<br>F9                       |                              | 0-0<br>L3                       |                              | 4 0 0 0 0 0 4                   |   |                                 |                              |                                 |                              |                                 |                              |                                 |                                  |                                    |                                  |        |             |               |
| Willie Mays, R (1, 8)<br>OBP: 0.346, SLG: 0.548    | 0-0<br>F6                    |                                 |                              |                                 | 0-0<br>F8                    |                                 | 0-0<br>G6-4-3<br>1-2f        |                                 | 0-0<br>1B<br>1B              | 4 0 1 0 0 0 1                   |   |                                 |                              |                                 |                              |                                 |                              |                                 |                                  |                                    |                                  |        |             |               |
| Willie McCovey, L (1, 3)<br>OBP: 0.379, SLG: 0.554 |                              | 0-0<br>1B<br>2B                 |                              |                                 | 0-0<br>6-3                   |                                 | 4-0<br>G4-6-3<br>BB          |                                 | 0-0<br>F5                    | 3 1 1 0 1 0 1                   |   |                                 |                              |                                 |                              |                                 |                              |                                 |                                  |                                    |                                  |        |             |               |
| Jim Ray Hart, R (1, 5)<br>OBP: 0.363, SLG: 0.525   |                              | 0-0<br>G4-6-3<br>2-H<br>1B      |                              |                                 | 0-0<br>4-3                   |                                 | 0-0<br>F8                    |                                 | 0-0<br>G4-6-3<br>1-2<br>1B   | 4 0 2 1 0 0 1                   |   |                                 |                              |                                 |                              |                                 |                              |                                 |                                  |                                    |                                  |        |             |               |
| Jesus Alou, R (1, 9)<br>OBP: 0.254, SLG: 0.280     |                              | 0-0<br>G4-6-3<br>1-2f           |                              |                                 | 0-0<br>5-3                   |                                 | 0-0<br>G4-6-3<br>1-2f        |                                 | 0-0<br>G4-6-3<br>1-2f        | 4 0 0 0 0 0 4                   |   |                                 |                              |                                 |                              |                                 |                              |                                 |                                  |                                    |                                  |        |             |               |
| Len Gabrielson, L (1, 7)<br>OBP: 0.279, SLG: 0.302 |                              | 0-3<br>K                        |                              |                                 | 0-0<br>FC5-4<br>1B           |                                 |                              |                                 | 0-0<br>1-3                   | 3 0 1 0 0 1 0                   |   |                                 |                              |                                 |                              |                                 |                              |                                 |                                  |                                    |                                  |        |             |               |
| Hal Lanier, R (1, 4)<br>OBP: 0.234, SLG: 0.266     |                              |                                 | 0-0<br>P4                    |                                 | 0-0<br>FC5-4<br>1-2f         |                                 |                              | 0-0<br>F6                       |                              | 2 0 0 0 0 0 1                   |   |                                 |                              |                                 |                              |                                 |                              |                                 |                                  |                                    |                                  |        |             |               |
| Don Landrum, L (8, PH)<br>OBP: 0.264, SLG: 0.260   |                              |                                 |                              |                                 | 0-0<br>FC5-4                 |                                 |                              | 0-0<br>1B                       |                              | 1 0 0 0 0 0 0                   |   |                                 |                              |                                 |                              |                                 |                              |                                 |                                  |                                    |                                  |        |             |               |
| Tito Fuentes, S (8, 4)<br>OBP: 0.277, SLG: 0.328   |                              |                                 |                              |                                 | 0-0<br>FC6-4<br>1B           |                                 |                              | 0-0<br>1B                       |                              | 0 0 0 0 0 0 0                   |   |                                 |                              |                                 |                              |                                 |                              |                                 |                                  |                                    |                                  |        |             |               |
| Bob Priddy, R (1, 1)<br>OBP: 0.333, SLG: 0.250     |                              |                                 |                              |                                 |                              |                                 |                              |                                 |                              | 2 0 1 0 0 0 1                   |   |                                 |                              |                                 |                              |                                 |                              |                                 |                                  |                                    |                                  |        |             |               |
| Lindy McDaniel, R (5, 1)<br>OBP: 0.100, SLG: 0.100 |                              |                                 |                              |                                 |                              |                                 |                              |                                 |                              | 0 0 0 0 0 0 0                   |   |                                 |                              |                                 |                              |                                 |                              |                                 |                                  |                                    |                                  |        |             |               |
| Bob Burda, L (8, PH)<br>OBP: 0.250, SLG: 0.250     |                              |                                 |                              |                                 |                              |                                 |                              |                                 |                              | 1 0 1 0 0 0 0                   |   |                                 |                              |                                 |                              |                                 |                              |                                 |                                  |                                    |                                  |        |             |               |
| Ron Herbel, R (8, 1)<br>OBP: 0.065, SLG: 0.033     |                              |                                 |                              |                                 |                              |                                 |                              |                                 |                              | 0 0 0 0 0 0 0                   |   |                                 |                              |                                 |                              |                                 |                              |                                 |                                  |                                    |                                  |        |             |               |
| <b>Inning Stats</b>                                | R: 0<br>E: 0<br>K: 0<br>S: 3 | H: 0<br>LOB: 0<br>BB: 0<br>P: 3 | R: 1<br>E: 0<br>K: 1<br>S: 6 | H: 2<br>LOB: 0<br>BB: 0<br>P: 6 | R: 0<br>E: 0<br>K: 0<br>S: 4 | H: 1<br>LOB: 1<br>BB: 0<br>P: 4 | R: 0<br>E: 0<br>K: 0<br>S: 3 | H: 0<br>LOB: 0<br>BB: 0<br>P: 3 | R: 0<br>E: 0<br>K: 0<br>S: 4 | H: 1<br>LOB: 1<br>BB: 0<br>P: 4 | R: 0<br>E: 0<br>K: 0<br>S: 3  | H: 1<br>LOB: 0<br>BB: 0<br>P: 3 | R: 0<br>E: 0<br>K: 0<br>S: 2 | H: 0<br>LOB: 0<br>BB: 1<br>P: 6 | R: 0<br>E: 0<br>K: 0<br>S: 5 | H: 2<br>LOB: 2<br>BB: 0<br>P: 5 | R: 0<br>E: 0<br>K: 0<br>S: 4 | H: 2<br>LOB: 1<br>BB: 0<br>P: 4 | 1B: 8<br>2B: 1<br>3B: 0<br>HR: 0 | SF: 0<br>SAC: 0<br>DP: 4<br>HBP: 0 | WP: 0<br>PB: 0<br>SB: 0<br>CS: 0 | PA: 33 |             |               |
| PITCHER<br>Tommie Sisk, R (1, 1)<br>ERA: 4.2       | IP<br>9.0                    | WLS<br>W                        | BF<br>33                     | H<br>9                          | R<br>1                       | ER<br>1                         | SO<br>1                      | BB<br>1                         | IBB<br>0                     | HBP<br>0                        | BLK<br>0  | WP<br>0                         | HR<br>0                      | S<br>34                         | P<br>38                      | ERA<br>1.00                     | WHIP<br>1.111                |                                 |                                  |                                    |                                  |        | ERA<br>1.00 | WHIP<br>1.111 |



| Batter   | 1          | 2         | 3                | 4                       | 5                       | 6                       | 7               | 8                | 9 |
|--|------------|-----------|------------------|-------------------------|-------------------------|-------------------------|-----------------|------------------|---|
| Matty Alou, L<br>OBP: 0.365, SLG: 0.438 (1, 8)   | 0-0<br>5-3 |           | 0-0<br>CS<br>1B  |                         | 4-0<br>2B<br>1-2<br>BB  |                         | 0-0<br>F4       |                  |   |
| Gene Alley, R<br>OBP: 0.312, SLG: 0.399 (1, 6)<br>Gene Michael, S<br>OBP: 0.500, SLG: 1.000 (5, 6) | 0-0<br>6-3 |           | 0-0<br>CS<br>1-2 | 0-0<br>3B<br>1B         | 0-0<br>1-3<br>2-H<br>2B |                         | 0-0<br>4-3      |                  |   |
| Roberto Clemente, R<br>OBP: 0.371, SLG: 0.541 (1, 9)   | 0-0<br>L4  |           |                  | 0-0<br>1-H<br>5-3<br>3B | 0-3<br>K                |                         | 4-0<br>HR<br>BB |                  |   |
| Willie Stargell, L<br>OBP: 0.405, SLG: 0.626 (1, 7)  |            | 0-3<br>K  |                  | 0-0<br>4-3              |                         | 0-0<br>3-1              |                 | 0-0<br>F7        |   |
| Jose Pagan, R<br>OBP: 0.297, SLG: 0.429 (1, 5)   |            | 0-0<br>F5 |                  | 0-0<br>5-3              |                         | 0-0<br>2B<br>3B         |                 | 0-0<br>F3        |   |
| Donn Clendenon, R<br>OBP: 0.357, SLG: 0.518 (1, 3)   |            | 0-0<br>1B |                  | 0-0<br>3-H<br>F8        |                         | 4-0<br>2B<br>BB         |                 | 0-0<br>1-H<br>HR |   |
| Bill Mazaroski, R<br>OBP: 0.311, SLG: 0.392 (1, 4)   |            | 0-0<br>F9 |                  |                         | 0-0<br>F8               | 0-0<br>1-H<br>3-H<br>2B |                 | 0-0<br>F4        |   |
| Jesse Gonder, L<br>OBP: 0.197, SLG: 0.359 (1, 2)   |            |           | 0-0<br>F8        |                         | 0-0<br>F2               | 0-0<br>FC6-5-3<br>2-3   |                 |                  |   |
| Tommie Sisk, R<br>OBP: 0.250, SLG: 0.118 (1, 1)  |            |           | 0-0<br>F7        |                         | 4-0<br>2B<br>BB<br>BB   |                         | 0-3<br>K        |                  |   |

| Inning Stats | R: 0 | H: 0 | E: 0 | K: 0 | S: 3 | R: 0 | H: 1 | E: 0 | K: 1 | S: 6 | R: 0 | H: 1 | E: 0 | K: 0 | S: 3 | R: 2 | H: 2 | E: 0 | K: 0 | S: 5 | R: 1 | H: 1 | E: 0 | K: 1 | S: 6 | R: 2 | H: 2 | E: 0 | K: 0 | S: 4 | R: 0 | H: 0 | E: 0 | K: 1 | S: 5 | R: 2 | H: 1 | E: 0 | K: 0 | S: 4 |   |   |   |
|--------------|------|------|------|------|------|------|------|------|------|------|------|------|------|------|------|------|------|------|------|------|------|------|------|------|------|------|------|------|------|------|------|------|------|------|------|------|------|------|------|------|---|---|---|
|              | 0    | 0    | 0    | 0    | 3    | 0    | 1    | 0    | 1    | 6    | 0    | 1    | 0    | 0    | 3    | 2    | 2    | 0    | 0    | 5    | 1    | 1    | 0    | 2    | 6    | 0    | 0    | 0    | 0    | 4    | 0    | 0    | 0    | 1    | 5    | 2    | 1    | 0    | 8    | 2    | 1 | 0 | 4 |

| PITCHER                               | IP  | WLS | BF | H | R | ER | SO | BB | IBB | HBP | BLK | WP | HR | S  | P  | ERA   | WHIP  |
|---------------------------------------|-----|-----|----|---|---|----|----|----|-----|-----|-----|----|----|----|----|-------|-------|
| Bob Priddy, R<br>ERA: 2.94 (1, 1)     | 4.2 | L   | 20 | 5 | 3 | 3  | 1  | 2  | 0   | 0   | 0   | 0  | 0  | 20 | 28 | 5.79  | 1.500 |
| Lindy McDaniel, R<br>ERA: 3.43 (5, 1) | 2.1 |     | 9  | 2 | 2 | 2  | 2  | 1  | 0   | 0   | 0   | 0  | 0  | 12 | 16 | 7.71  | 1.286 |
| Ron Herbel, R<br>ERA: 4.05 (8, 1)     | 1.0 |     | 5  | 1 | 2 | 2  | 0  | 1  | 0   | 0   | 0   | 0  | 1  | 4  | 8  | 18.00 | 2.000 |

AB R H RBI BB SO LOB

|   |   |   |   |   |   |   |
|---|---|---|---|---|---|---|
| 3 | 0 | 1 | 0 | 1 | 0 | 0 |
| 2 | 1 | 1 | 0 | 0 | 0 | 0 |
| 2 | 0 | 1 | 1 | 0 | 0 | 0 |
| 3 | 2 | 1 | 1 | 1 | 1 | 2 |
| 4 | 0 | 0 | 0 | 0 | 1 | 2 |
| 4 | 1 | 1 | 1 | 0 | 0 | 1 |
| 3 | 2 | 2 | 2 | 1 | 0 | 0 |
| 4 | 0 | 1 | 2 | 0 | 0 | 1 |
| 3 | 0 | 0 | 0 | 0 | 0 | 1 |
| 2 | 1 | 0 | 0 | 1 | 1 | 0 |

| WP | HR | S | P  | ERA | WHIP |
|----|----|---|----|-----|------|
| 0  | 0  | 1 | 35 | 0   | 0    |

|     |    |
|-----|----|
| AB  | 30 |
| R   | 7  |
| H   | 8  |
| RBI | 7  |
| BB  | 4  |
| SO  | 3  |
| LOB | 7  |



San Francisco Giants @ Pittsburgh Pirates  
 Forbes Field, Pittsburgh, PA  
 Sun Jul 17 1966, 3:38 AM EDT  
 Att. 35,184 - Unknown

livebaseballscorecards.com

| Batter   | 1   | 2                               | 3                            | 4                               | 5                            | 6                               | 7                            | 8                                | 9                            | AB R H RBI BB SO LOB            | TOP   |                                 |                              |                                 |                              |                                 |                              |                                 |                                  |                                    |                                  |        |
|--|---|---------------------------------|------------------------------|---------------------------------|------------------------------|---------------------------------|------------------------------|----------------------------------|------------------------------|---------------------------------|---|---------------------------------|------------------------------|---------------------------------|------------------------------|---------------------------------|------------------------------|---------------------------------|----------------------------------|------------------------------------|----------------------------------|--------|
| Hal Lanier, R (1, 4)<br>OBP: 0.230, SLG: 0.262     | 0-3<br>K  |                                 | 0-0<br>F9                    |                                 | 0-0<br>F8                    |                                 |                              | 0-0<br>5-3                       |                              | 4 0 0 0 0 1 1                   | <b>San Francisco Giants @ Pittsburgh Pirates</b><br>Forbes Field, Pittsburgh, PA<br>Mon Jul 18 1966, 7:05 PM EDT<br>Att: 33,908 - Unknown |                                 |                              |                                 |                              |                                 |                              |                                 |                                  |                                    |                                  |        |
| Jim Davenport, R (1, 6)<br>OBP: 0.317, SLG: 0.410  | 0-0<br>F9   |                                 |                              | 4-0<br>WP 1B<br>4-3<br>BB       | 0-0<br>F9                    |                                 | 0-0<br>E7<br>1B              |                                  | 3 1 1 0 1 0 0                |                                 |   |                                 |                              |                                 |                              |                                 |                              |                                 |                                  |                                    |                                  |        |
| Willie Mays, R (1, 8)<br>OBP: 0.345, SLG: 0.544    | 0-0<br>1-3  |                                 |                              | 0-0<br>WP 1B<br>1-2<br>1B       |                              | 0-0<br>F6                       | 0-0<br>6-3                   |                                  | 4 1 1 0 0 0 1                |                                 |   |                                 |                              |                                 |                              |                                 |                              |                                 |                                  |                                    |                                  |        |
| Jim Ray Hart, R (1, 5)<br>OBP: 0.361, SLG: 0.520   |   | 4-0<br>G6-4-3<br>BB             |                              | 0-0<br>4-3                      |                              | 0-0<br>F9                       |                              | 0-0<br>F8                        | 3 0 0 1 1 0 1                |                                 |   |                                 |                              |                                 |                              |                                 |                              |                                 |                                  |                                    |                                  |        |
| Cap Peterson, R (1, 7)<br>OBP: 0.315, SLG: 0.346   |   | 0-0<br>G6-4-3                   |                              | 0-0<br>WP G3<br>1B 1B           |                              | 4-0<br>FC5-4<br>BB              |                              | 0-0<br>F3                        | 2 1 1 1 1 0 1                |                                 |   |                                 |                              |                                 |                              |                                 |                              |                                 |                                  |                                    |                                  |        |
| Don Landrum, L (6, 7)<br>OBP: 0.262, SLG: 0.258    |   | 1-2f                            |                              | 2-H                             |                              | BB                              |                              |                                  | 1 0 0 0 0 0 0                |                                 |   |                                 |                              |                                 |                              |                                 |                              |                                 |                                  |                                    |                                  |        |
| Ozzie Virgil, R (1, 3)<br>OBP: 0.326, SLG: 0.488   |   | 0-0<br>5-3                      |                              | 0-0<br>G3                       |                              | 0-0<br>FC5-4                    |                              | 0-3<br>K                         | 4 0 0 0 0 1 2                |                                 |   |                                 |                              |                                 |                              |                                 |                              |                                 |                                  |                                    |                                  |        |
| Jesus Alou, R (1, 9)<br>OBP: 0.260, SLG: 0.282     |   |                                 | 4-0<br>4-3 S<br>BB           | 0-0<br>S                        |                              | 0-0<br>6-3                      |                              |                                  | 2 0 1 1 1 0 0                |                                 |   |                                 |                              |                                 |                              |                                 |                              |                                 |                                  |                                    |                                  |        |
| Tom Haller, L (1, 2)<br>OBP: 0.310, SLG: 0.485     |   |                                 | 0-3<br>K                     | 0-3<br>K                        |                              | 0-0<br>F8                       |                              |                                  | 3 0 0 0 0 2 2                |                                 |   |                                 |                              |                                 |                              |                                 |                              |                                 |                                  |                                    |                                  |        |
| Gaylord Perry, R (1, 1)<br>OBP: 0.256, SLG: 0.279  |   |                                 | 0-0<br>4-3                   |                                 | 0-0<br>6-3                   |                                 | 0-0<br>4-3                   |                                  | 3 0 0 0 0 0 1                |                                 |   |                                 |                              |                                 |                              |                                 |                              |                                 |                                  |                                    |                                  |        |
| Bill Henry, L (8, 1)                               |   |                                 |                              |                                 |                              |                                 |                              |                                  | 0 0 0 0 0 0 0                |                                 |   |                                 |                              |                                 |                              |                                 |                              |                                 |                                  |                                    |                                  |        |
| Frank Linzy, R (8, 1)<br>OBP: 0.200, SLG: 0.333    |   |                                 |                              |                                 |                              |                                 |                              |                                  | 0 0 0 0 0 0 0                |                                 |   |                                 |                              |                                 |                              |                                 |                              |                                 |                                  |                                    |                                  |        |
| Joe Gibbon, R (9, 1)<br>OBP: 0.222, SLG: 0.125     |   |                                 |                              |                                 |                              |                                 |                              |                                  | 0 0 0 0 0 0 0                |                                 |   |                                 |                              |                                 |                              |                                 |                              |                                 |                                  |                                    |                                  |        |
| Lindy McDaniel, R (9, 1)<br>OBP: 0.100, SLG: 0.100 |   |                                 | 2-3                          |                                 |                              |                                 |                              |                                  | 0 0 0 0 0 0 0                |                                 |   |                                 |                              |                                 |                              |                                 |                              |                                 |                                  |                                    |                                  |        |
| <b>Inning Stats</b>                                | R: 0<br>E: 0<br>K: 1<br>S: 5                          | H: 0<br>LOB: 0<br>BB: 0<br>P: 5 | R: 0<br>E: 0<br>K: 0<br>S: 2 | H: 0<br>LOB: 0<br>BB: 1<br>P: 6 | R: 0<br>E: 0<br>K: 1<br>S: 5 | H: 0<br>LOB: 1<br>BB: 1<br>P: 9 | R: 3<br>E: 0<br>K: 1<br>S: 8 | H: 3<br>LOB: 1<br>BB: 1<br>P: 12 | R: 0<br>E: 0<br>K: 0<br>S: 3 | H: 0<br>LOB: 0<br>BB: 0<br>P: 3 | R: 0<br>E: 0<br>K: 0<br>S: 3  | H: 0<br>LOB: 0<br>BB: 0<br>P: 7 | R: 0<br>E: 0<br>K: 0<br>S: 3 | H: 0<br>LOB: 0<br>BB: 0<br>P: 3 | R: 0<br>E: 1<br>K: 0<br>S: 3 | H: 1<br>LOB: 1<br>BB: 0<br>P: 3 | R: 0<br>E: 0<br>K: 1<br>S: 5 | H: 0<br>LOB: 0<br>BB: 0<br>P: 5 | 1B: 4<br>2B: 0<br>3B: 0<br>HR: 0 | SF: 0<br>SAC: 0<br>DP: 1<br>HBP: 0 | WP: 2<br>PB: 0<br>SB: 2<br>CS: 0 | PA: 33 |
| <b>PITCHER</b>                                     | IP WLS BF H R ER SO BB IBB HBP BLK WP HR S P ERA WHIP |                                 |                              |                                 |                              |                                 |                              |                                  |                              |                                 |   |                                 |                              |                                 |                              |                                 |                              |                                 |                                  |                                    |                                  |        |
| Bob Veale, L (1, 1)<br>ERA: 2.79                   | 7.0 L 27 3 3 3 3 4 0 0 0 2 0 29 45 3.86 1.000         |                                 |                              |                                 |                              |                                 |                              |                                  |                              |                                 |   |                                 |                              |                                 |                              |                                 |                              |                                 |                                  |                                    |                                  |        |
| Pete Mikkelsen, R (8, 1)<br>ERA: 3.54              | 2.0 6 1 0 0 1 0 0 0 0 0 0 8 8 0.00 0.500              |                                 |                              |                                 |                              |                                 |                              |                                  |                              |                                 |   |                                 |                              |                                 |                              |                                 |                              |                                 |                                  |                                    |                                  |        |

|     |    |
|-----|----|
| AB  | 29 |
| R   | 3  |
| H   | 4  |
| RBI | 3  |
| BB  | 4  |
| SO  | 4  |
| LOB | 9  |



|       |        |
|-------|--------|
| WP: 2 | PA: 33 |
| PB: 0 |        |
| SB: 2 |        |
| CS: 0 |        |

BOTTOM

San Francisco Giants @ Pittsburgh Pirates

Forbes Field, Pittsburgh, PA

Mon Jul 18 1966, 7:05 PM EDT

Att. 33,908 - Unknown

livebaseballscorecards.com

|     |    |
|-----|----|
| AB  | 38 |
| R   | 2  |
| H   | 12 |
| RBI | 2  |
| BB  | 0  |
| SO  | 7  |
| LOB | 14 |



|     |   |     |    |
|-----|---|-----|----|
| WP: | 0 | PA: | 38 |
| PB: | 0 |     |    |
| SB: | 0 |     |    |
| CS: | 0 |     |    |

AB R H RBI BB SO LOB

|   |   |   |   |   |   |   |
|---|---|---|---|---|---|---|
| 5 | 1 | 2 | 0 | 0 | 0 | 2 |
| 4 | 0 | 0 | 0 | 0 | 1 | 1 |
| 1 | 0 | 0 | 0 | 0 | 0 | 3 |
| 4 | 0 | 2 | 1 | 0 | 1 | 0 |
| 3 | 0 | 1 | 0 | 0 | 1 | 1 |
| 1 | 0 | 0 | 0 | 0 | 0 | 1 |
| 4 | 0 | 2 | 0 | 0 | 0 | 1 |
| 4 | 1 | 0 | 0 | 0 | 1 | 3 |
| 4 | 0 | 1 | 1 | 0 | 0 | 0 |
| 4 | 0 | 2 | 0 | 0 | 1 | 1 |
| 2 | 0 | 1 | 0 | 0 | 1 | 0 |
| 1 | 0 | 0 | 0 | 0 | 1 | 1 |
| 0 | 0 | 0 | 0 | 0 | 0 | 0 |
| 1 | 0 | 1 | 0 | 0 | 0 | 0 |

|     |   |      |   |
|-----|---|------|---|
| 1B: | 9 | SF:  | 0 |
| 2B: | 2 | SAC: | 0 |
| 3B: | 1 | DP:  | 0 |
| HR: | 0 | HBP: | 0 |


| Batter   | 1       | 2       | 3       | 4       | 5      | 6       | 7         | 8      | 9       |
|--|---------|---------|---------|---------|--------|---------|-----------|--------|---------|
| Matty Alou, L<br>OBP: 0.366, SLG: 0.437<br>(1, 8)  | 0-0 F9  |         | 0-0 1-3 |         | 0-0 F7 |         |           | 0-0 2B | 0-0 1B  |
| Gene Michael, S<br>OBP: 0.167, SLG: 0.333<br>Jesse Gonder, L<br>OBP: 0.194, SLG: 0.354<br>(9, PH)  | 0-0 6-3 |         |         | 0-3 K   |        | 0-0 4-3 |           | 0-0 F7 | 0-0 L6  |
| Roberto Clemente, R<br>OBP: 0.372, SLG: 0.549<br>(1, 9)  | 0-0 3B  |         |         | 0-3 K   |        | 0-0 4-3 |           | 0-0 F8 |         |
| Willie Stargell, L<br>OBP: 0.405, SLG: 0.623<br>Manny Mota, R<br>OBP: 0.365, SLG: 0.519<br>(8, PH)<br>(9, 7)   | 0-3 K   |         |         | 0-0 1B  |        | 0-0 F2  |           | 0-0 F8 |         |
| Jose Pagan, R<br>OBP: 0.300, SLG: 0.430<br>(1, 5)  |         | 0-0 6-3 |         | 0-0 1B  |        |         | 0-0 FC6-4 | 0-0 F5 |         |
| Donn Clendenon, R<br>OBP: 0.353, SLG: 0.511<br>(1, 3)  |         | 0-3 K   |         | 0-0 1-3 |        |         | 0-0 FC6-4 |        | 0-0 4-3 |
| Jim Pagliaroni, R<br>OBP: 0.343, SLG: 0.394<br>(1, 2)  |         | 0-0 6-3 |         |         | 0-0 F3 |         | 0-0 2B    |        | 0-0 6-3 |
| Bill Mazeroski, R<br>OBP: 0.313, SLG: 0.394<br>(1, 4)  |         |         | 0-3 K   |         | 0-0 1B |         | 0-0 F5    |        | 0-0 1B  |
| Bob Veale, S<br>OBP: 0.182, SLG: 0.218<br>Jerry Lynch, L<br>OBP: 0.324, SLG: 0.265<br>Pete Mikkelsen, R<br>OBP: 0.273, SLG: 0.200<br>Bob Bailey, R<br>OBP: 0.341, SLG: 0.378<br>(7, PH)<br>(8, 1)<br>(9, PH) |         |         | 0-3 K   |         | 0-0 1B |         | 0-3 K     |        | 0-0 1B  |

| Inning Stats | R: 0 | H: 1 | E: 0 | K: 1 | S: 6 | LOB: 1 | BB: 0 | P: 6 | R: 0 | H: 0 | E: 0 | K: 1 | S: 5 | LOB: 0 | BB: 0 | P: 5 | R: 0 | H: 0 | E: 0 | K: 2 | S: 7 | LOB: 0 | BB: 0 | P: 7 | R: 0 | H: 2 | E: 0 | K: 2 | S: 9 | LOB: 2 | BB: 0 | P: 9 | R: 0 | H: 2 | E: 0 | K: 0 | S: 4 | LOB: 1 | BB: 0 | P: 4 | R: 0 | H: 0 | E: 0 | K: 0 | S: 3 | LOB: 0 | BB: 0 | P: 3 | R: 1 | H: 2 | E: 0 | K: 1 | S: 7 | LOB: 1 | BB: 0 | P: 7 | R: 1 | H: 2 | E: 0 | K: 0 | S: 5 | LOB: 1 | BB: 0 | P: 5 | R: 0 | H: 3 | E: 0 | K: 0 | S: 6 | LOB: 3 | BB: 0 | P: 6 | 1B: 9 | 2B: 2 | 3B: 1 | HR: 0 | SF: 0 | SAC: 0 | DP: 0 | HBP: 0 | WP: 0 | PA: 38 |
|--------------|------|------|------|------|------|--------|-------|------|------|------|------|------|------|--------|-------|------|------|------|------|------|------|--------|-------|------|------|------|------|------|------|--------|-------|------|------|------|------|------|------|--------|-------|------|------|------|------|------|------|--------|-------|------|------|------|------|------|------|--------|-------|------|------|------|------|------|------|--------|-------|------|------|------|------|------|------|--------|-------|------|-------|-------|-------|-------|-------|--------|-------|--------|-------|--------|
|--------------|------|------|------|------|------|--------|-------|------|------|------|------|------|------|--------|-------|------|------|------|------|------|------|--------|-------|------|------|------|------|------|------|--------|-------|------|------|------|------|------|------|--------|-------|------|------|------|------|------|------|--------|-------|------|------|------|------|------|------|--------|-------|------|------|------|------|------|------|--------|-------|------|------|------|------|------|------|--------|-------|------|-------|-------|-------|-------|-------|--------|-------|--------|-------|--------|

| PITCHER                                  | IP  | WLS | BF | H | R | ER | SO | BB | IBB | HBP | BLK | WP | HR | S  | P  | ERA  | WHIP  |
|--|-----|-----|----|---|---|----|----|----|-----|-----|-----|----|----|----|----|------|-------|
| Gaylord Perry, R<br>ERA: 2.73<br>(1, 1)  | 7.1 | W   | 30 | 9 | 2 | 2  | 7  | 0  | 0   | 0   | 0   | 0  | 0  | 44 | 44 | 2.46 | 1.227 |
| Bill Henry, L<br>ERA: 1.1<br>(8, 1)      | 0.1 |     | 1  | 0 | 0 | 0  | 0  | 0  | 0   | 0   | 0   | 0  | 0  | 1  | 1  | 0.00 | 0.000 |
| Frank Linzy, R<br>ERA: 2.58<br>(8, 1)    | 1.0 |     | 5  | 2 | 0 | 0  | 0  | 0  | 0   | 0   | 0   | 0  | 0  | 5  | 5  | 0.00 | 2.000 |
| Joe Gibbon, L<br>ERA: 3.56<br>(9, 1)     | 0.0 |     | 1  | 1 | 0 | 0  | 0  | 0  | 0   | 0   | 0   | 0  | 0  | 1  | 1  | ∞    | ∞     |
| Lindy McDaniel, R<br>ERA: 3.41<br>(9, 1) | 0.1 | S   | 1  | 0 | 0 | 0  | 0  | 0  | 0   | 0   | 0   | 0  | 0  | 1  | 1  | 0.00 | 0.000 |

| Batter   | 1   | 2   | 3   | 4   | 5   | 6   | 7   | 8   | 9   | 10  | AB R H RBI BB SO LOB                                       | TOP   |
|--|---|---|---|---|---|---|---|---|---|---|--|---|
| <b>Chuck Hiller, L</b> (1, 4)<br><small>OBP: 0.393, SLG: 0.430</small>   | 0-3<br><b>K</b>   |   |   | 0-3<br><b>K</b>                                     |   | x 0-0<br>4-3  |   | x 0-0<br>6-3  |   |   | 4 0 0 0 0 2 2  | <b>New York Mets @ San Francisco Giants</b><br>Candlestick Park, San Francisco, CA<br>Wed Jul 20 1966, 6:33 AM EDT<br>Att. 13,155 - Unknown |
| <b>Al Luplow, L</b> (1, 8)<br><small>OBP: 0.313, SLG: 0.331</small><br>(9, 9)<br>(10, 7)   | 0-0<br><b>F9</b>  |   |   | 0-3<br><b>K</b>                                     |   |   | x 0-0<br>HR   | x 0-0<br><b>F9</b>                                  |   |   | 4 1 1 1 0 1 0  |   |
| <b>Ed Kranepool, L</b> (1, 3)<br><small>OBP: 0.325, SLG: 0.389</small>   | 0-0<br><b>P6</b>  |   |   | 0-0<br><b>F8</b>                                    |   |   | x 0-0<br>4-3  | x 0-0<br><b>F4</b>                                  |   |   | 4 0 0 0 0 0 0  |   |
| <b>Larry Elliot, L</b> (1, 9)<br><b>Billy Murphy, R</b> (9, 8)<br><small>OBP: 0.389, SLG: 0.500</small><br><small>OBP: 0.257, SLG: 0.362</small>   |   | x 0-0<br>4-3  |   |   | x 0-0<br>G5-4-3<br>1B                               |   | x 0-0<br>1-3  | x 0-0<br><b>K</b>                                   |   |   | 4 0 1 0 0 1 0<br>0 0 0 0 0 0 0                             |   |
| <b>Ron Swoboda, R</b> (1, 7)<br><b>Jerry Grote, R</b> (10, 2)<br><small>OBP: 0.274, SLG: 0.310</small><br><small>OBP: 0.349, SLG: 0.341</small>  |   | 0-3<br><b>K</b>                                     |   |   | x 0-0<br>G5-4-3<br>1-2f                             |   | x 0-3<br><b>K</b>                                   |   |   | x 0-0<br>HR   | 4 1 1 1 0 2 1<br>0 0 0 0 0 0 0                             |   |
| <b>John Stephenson, L</b> (1, 2)<br><b>Cleon Jones, R</b> (10, PH)<br><small>OBP: 0.243, SLG: 0.219</small><br><small>OBP: 0.332, SLG: 0.384</small><br>(10, 9)  |   | 0-3<br><b>K</b>                                     |   |   | x 0-3<br><b>K</b>                                   |   |   | x 0-0<br><b>F9</b>                                  |   | x 0-0<br>6-3  | 3 0 0 0 0 2 0<br>1 0 0 0 0 0 0                             |   |
| <b>Roy McMillan, R</b> (1, 6)<br><small>OBP: 0.280, SLG: 0.290</small>   |   |   | x 0-0<br>6-3  |   |   | x 0-0<br>1B   |   | x 0-0<br>HR   |   | x 0-3<br><b>K</b>                                   | 4 1 2 1 0 1 0  |   |
| <b>Eddie Bressoud, R</b> (1, 5)<br><small>OBP: 0.297, SLG: 0.376</small>   |   |   | 0-3<br>K2-3   |   |   | x 0-0<br><b>F8</b>                                  |   | x 0-0<br>1B   |   | x 0-0<br><b>F8</b>                                  | 4 0 1 0 0 1 1  |   |
| <b>Jack Fisher, R</b> (1, 1)<br><small>OBP: 0.209, SLG: 0.179</small>  |   |   | 0-3<br><b>K</b>                                     |   |   | x 0-3<br><b>K</b>                                   |   | x 0-3<br><b>K</b>                                   |   |   | 3 0 0 0 0 3 2  |   |
| <b>Inning Stats</b>  | R: 0 H: 0<br>E: 0 LOB: 0<br>K: 1 BB: 0<br>S: 5 P: 5   | R: 0 H: 0<br>E: 0 LOB: 0<br>K: 2 BB: 0<br>S: 7 P: 7 | R: 0 H: 0<br>E: 0 LOB: 0<br>K: 2 BB: 0<br>S: 7 P: 7 | R: 0 H: 0<br>E: 0 LOB: 0<br>K: 2 BB: 0<br>S: 7 P: 7 | R: 0 H: 1<br>E: 0 LOB: 1<br>K: 1 BB: 0<br>S: 5 P: 5 | R: 0 H: 1<br>E: 0 LOB: 1<br>K: 1 BB: 0<br>S: 6 P: 6 | R: 1 H: 1<br>E: 0 LOB: 0<br>K: 1 BB: 0<br>S: 6 P: 6 | R: 1 H: 2<br>E: 0 LOB: 1<br>K: 1 BB: 0<br>S: 7 P: 7 | R: 0 H: 0<br>E: 0 LOB: 0<br>K: 1 BB: 0<br>S: 5 P: 5 | R: 1 H: 1<br>E: 0 LOB: 0<br>K: 1 BB: 0<br>S: 6 P: 6 | 1B: 3 SF: 0<br>2B: 0 SAC: 0<br>3B: 0 DP: 1<br>HR: 3 HBP: 0 |   |
| <b>PITCHER</b><br><b>Juan Marichal, R</b> (1, 1)<br><small>ERA: 2.0</small><br><b>Bill Henry, L</b> (9, 1)<br><small>ERA: 1.56</small><br><b>Lindy McDaniel, R</b> (10, 1)<br><small>ERA: 3.36</small> | IP WLS BF H R ER SO BB IBB HBP BLK WP HR S P ERA WHIP<br>8.0 L 4 1 1 1 1 0 0 0 0 0 0 1 6 6 9.00 1.000<br>1.0 3 0 0 0 0 1 0 0 0 0 0 0 5 5 0.00 0.000 |   |   |   |   |   |   |   |   |   |  |   |



| Batter   | 1                            | 2                               | 3                            | 4                               | 5                            | 6                               | 7                            | 8                               | 9                            | 10                              | AB R H RBI BB SO LOB         | BOTTOM   |                              |                                 |                              |                                 |                              |                                  |                              |                                 |                                  |                                    |                                  |        |
|--|------------------------------|---------------------------------|------------------------------|---------------------------------|------------------------------|---------------------------------|------------------------------|---------------------------------|------------------------------|---------------------------------|------------------------------|--|------------------------------|---------------------------------|------------------------------|---------------------------------|------------------------------|----------------------------------|------------------------------|---------------------------------|----------------------------------|------------------------------------|----------------------------------|--------|
| Bob Schroder, L (1, 6)<br>OBP: 0.276, SLG: 0.276     | G3                           |                                 | G3                           |                                 |                              | 3-1                             |                              | K                               |                              | G4-6-3                          | 5 0 0 0 0 1 1                | <p><b>New York Mets @ San Francisco Giants</b></p> <p><b>Candlestick Park, San Francisco, CA</b></p> <p>Wed Jul 20 1966, 6:33 AM EDT<br/>Att: 13,155 - Unknown</p> <hr/> <p><b>AB 33</b><br/><b>R 2</b><br/><b>H 5</b><br/><b>RBI 2</b><br/><b>BB 4</b><br/><b>SO 9</b><br/><b>LOB 11</b></p> <p></p> |                              |                                 |                              |                                 |                              |                                  |                              |                                 |                                  |                                    |                                  |        |
| Tom Haller, L (1, 2)<br>OBP: 0.309, SLG: 0.480       | 4-3                          |                                 | 4-3                          |                                 |                              | WP<br>BB                        |                              |                                 | F9                           |                                 | 3 0 0 0 1 0 0                |  |                              |                                 |                              |                                 |                              |                                  |                              |                                 |                                  |                                    |                                  |        |
| Willie Mays, R (1, 8)<br>OBP: 0.344, SLG: 0.539      | 6-3                          |                                 |                              |                                 |                              | K                               |                              | K                               | WP<br>1B<br>BB               |                                 | 3 1 0 0 1 2 1                |  |                              |                                 |                              |                                 |                              |                                  |                              |                                 |                                  |                                    |                                  |        |
| Willie McCovey, L (1, 3)<br>OBP: 0.380, SLG: 0.555   |                              | 1-3<br>3B<br>2B                 |                              |                                 |                              | 4-3                             |                              | 3-1                             | 1B<br>IBB                    |                                 | 3 1 1 0 1 0 1                |  |                              |                                 |                              |                                 |                              |                                  |                              |                                 |                                  |                                    |                                  |        |
| Jim Ray Hart, R (1, 5)<br>OBP: 0.360, SLG: 0.517     |                              | 1-3                             |                              |                                 |                              | F7                              |                              | F4                              | 1B                           |                                 | 4 0 1 1 0 0 1                |  |                              |                                 |                              |                                 |                              |                                  |                              |                                 |                                  |                                    |                                  |        |
| Cap Peterson, R (1, 7)<br>OBP: 0.313, SLG: 0.358     |                              | 2-3<br>3B                       |                              |                                 |                              | 4-3                             |                              | K                               | 1B                           |                                 | 4 0 1 1 0 2 2                |  |                              |                                 |                              |                                 |                              |                                  |                              |                                 |                                  |                                    |                                  |        |
| Len Gabrielson, L (1, 9)<br>OBP: 0.279, SLG: 0.297   |                              | 3-H                             |                              |                                 |                              | F9                              |                              | K                               | K                            |                                 | 3 0 0 0 1 1 3                |  |                              |                                 |                              |                                 |                              |                                  |                              |                                 |                                  |                                    |                                  |        |
| Hal Lanier, R (1, 4)<br>OBP: 0.232, SLG: 0.264       |                              | F9                              |                              |                                 |                              | F9                              |                              | CS<br>BB                        | K                            |                                 | 2 0 1 0 0 0 1                |  |                              |                                 |                              |                                 |                              |                                  |                              |                                 |                                  |                                    |                                  |        |
| Bob Burda, L (8, PH)<br>OBP: 0.200, SLG: 0.200       |                              | 6-3                             |                              |                                 |                              | CS<br>1B                        |                              | CS                              | K                            |                                 | 1 0 0 0 0 1 0                |  |                              |                                 |                              |                                 |                              |                                  |                              |                                 |                                  |                                    |                                  |        |
| Tito Fuentes, S (9, 4)<br>OBP: 0.277, SLG: 0.328     |                              |                                 |                              |                                 |                              |                                 |                              | 1-2                             |                              |                                 | 0 0 0 0 0 0 0                |  |                              |                                 |                              |                                 |                              |                                  |                              |                                 |                                  |                                    |                                  |        |
| Ozzie Virgil, R (10, PH)<br>OBP: 0.318, SLG: 0.476   |                              |                                 |                              |                                 |                              |                                 |                              | 1-2                             |                              |                                 | 1 0 0 0 0 0 0                |  |                              |                                 |                              |                                 |                              |                                  |                              |                                 |                                  |                                    |                                  |        |
| Juan Marichal, R (1, 1)<br>OBP: 0.264, SLG: 0.306    |                              |                                 |                              |                                 |                              |                                 |                              | 1-2                             |                              |                                 | 2 0 0 0 0 1 1                |  |                              |                                 |                              |                                 |                              |                                  |                              |                                 |                                  |                                    |                                  |        |
| Don Landrum, L (8, PH)<br>OBP: 0.259, SLG: 0.255     |                              |                                 |                              |                                 |                              |                                 |                              |                                 |                              |                                 | 1 0 0 0 0 1 0                |  |                              |                                 |                              |                                 |                              |                                  |                              |                                 |                                  |                                    |                                  |        |
| Bill Henry, L (9, 1)                                 |                              |                                 |                              |                                 |                              |                                 |                              |                                 |                              |                                 | 0 0 0 0 0 0 0                |  |                              |                                 |                              |                                 |                              |                                  |                              |                                 |                                  |                                    |                                  |        |
| Lindy McDaniel, R (10, 1)<br>OBP: 0.100, SLG: 0.100  |                              |                                 |                              |                                 |                              |                                 |                              |                                 |                              |                                 | 0 0 0 0 0 0 0                |  |                              |                                 |                              |                                 |                              |                                  |                              |                                 |                                  |                                    |                                  |        |
| Jim Davenport, R (10, PH)<br>OBP: 0.320, SLG: 0.413  |                              |                                 |                              |                                 |                              |                                 |                              |                                 |                              |                                 | 1 0 1 0 0 0 0                |  |                              |                                 |                              |                                 |                              |                                  |                              |                                 |                                  |                                    |                                  |        |
| <b>Inning Stats</b>                                  | R: 0<br>E: 0<br>K: 0<br>S: 3 | H: 0<br>LOB: 0<br>BB: 0<br>P: 3 | R: 1<br>E: 0<br>K: 0<br>S: 5 | H: 2<br>LOB: 1<br>BB: 0<br>P: 5 | R: 0<br>E: 0<br>K: 0<br>S: 3 | H: 0<br>LOB: 0<br>BB: 0<br>P: 3 | R: 0<br>E: 0<br>K: 1<br>S: 5 | H: 0<br>LOB: 0<br>BB: 0<br>P: 5 | R: 0<br>E: 0<br>K: 1<br>S: 6 | H: 1<br>LOB: 1<br>BB: 0<br>P: 6 | R: 0<br>E: 0<br>K: 1<br>S: 5 | H: 0<br>LOB: 1<br>BB: 1<br>P: 9  | R: 0<br>E: 0<br>K: 1<br>S: 4 | H: 0<br>LOB: 0<br>BB: 1<br>P: 8 | R: 0<br>E: 0<br>K: 3<br>S: 9 | H: 0<br>LOB: 0<br>BB: 0<br>P: 9 | R: 1<br>E: 0<br>K: 2<br>S: 8 | H: 1<br>LOB: 2<br>BB: 2<br>P: 16 | R: 0<br>E: 0<br>K: 0<br>S: 3 | H: 1<br>LOB: 0<br>BB: 0<br>P: 3 | 1B: 3<br>2B: 1<br>3B: 1<br>HR: 0 | SF: 0<br>SAC: 0<br>DP: 1<br>HBP: 0 | WP: 2<br>PB: 0<br>SB: 0<br>CS: 1 | PA: 38 |
| <b>PITCHER</b><br>Jack Fisher, R (1, 1)<br>ERA: 3.78 | IP<br>10.0                   | WLS<br>W                        | BF<br>37                     | H<br>5                          | R<br>2                       | ER<br>2                         | SO<br>9                      | BB<br>3                         | IBB<br>1                     | HBP<br>0                        | BLK<br>0                     | WP<br>2  | HR<br>0                      | S<br>51                         | P<br>67                      | ERA<br>1.80                     | WHIP<br>0.800                |                                  |                              |                                 |                                  |                                    |                                  |        |

| Batter   | 1   | 2   | 3   | 4  | 5  | 6  | 7   | 8  | 9   | AB R H RBI BB SO LOB                                       | TOP  |   |   |
|--|---|---|---|--|--|--|---|--|---|--|--|---|---|
| Ron Hunt, R (1, 4)<br>OBP: 0.372, SLG: 0.377<br>Chuck Hiller, L (7, 4)<br>OBP: 0.390, SLG: 0.426     | 0-0<br>6-3  |   | 0-0<br>F9   |  | 0-0<br>2B<br>1B                                      | 4-0<br>2B<br>4-3<br>BB                               |   | 0-0<br>F4  |   | 3 2 1 0 1 0 0<br>1 0 0 0 0 0 0                             | <p><b>New York Mets @ San Francisco Giants</b><br/>Candlestick Park, San Francisco, CA</p> <p>Thu Jul 21 1966, 6:33 AM EDT<br/>Att: 10,904 - Unknown</p> |   |   |
| Eddie Bressoud, R (1, 5)<br>OBP: 0.308, SLG: 0.388   | 0-0<br>CS<br>1B                                       |   |   | 0-0<br>4-1   | 0-0<br>E8<br>2B<br>1B                                | 0-0<br>4-3<br>2B                                     |   | 4-0<br>WP<br>1B<br>BB                                |   | 4 2 3 1 1 0 0  |  |   |   |
| Cleon Jones, R (1, 8)<br>OBP: 0.330, SLG: 0.392  | 0-3<br>K<br>1-2                                       |   |   | 0-0<br>HR  | 0-0<br>3-1   | 0-0<br>4-3   |   | 0-3<br>K<br>1-2                                      |   | 5 1 1 2 0 2 5  |  |   |   |
| Ron Swoboda, R (1, 7)<br>OBP: 0.285, SLG: 0.332  |   | 0-0<br>1B<br>3B                                     |   | 4-0<br>BB<br>E<br>BB                                 | 0-0<br>HR<br>2B                                      | 0-3<br>K   |   | 0-0<br>2-H<br>1B                                     |   | 4 3 3 3 1 1 1  |  |   |   |
| Larry Elliot, L (1, 9)<br>OBP: 0.414, SLG: 0.500<br>Billy Murphy, R (6, 8)<br>OBP: 0.255, SLG: 0.358 |   | 0-0<br>G5-4-3<br>1B                                 |   | 4-0<br>E<br>HR<br>BB                                 | 4-0<br>HR<br>IBB                                     | 0-3<br>K   |   | 0-0<br>6-3   |   | 2 2 1 1 2 1 1<br>1 0 0 0 0 0 1                             |  |   |   |
| Jerry Grote, R (1, 2)<br>OBP: 0.347, SLG: 0.357<br>Hawk Taylor, R (9, PH)<br>OBP: 0.195, SLG: 0.250  |   | 0-0<br>G5-4-3<br>1-2f                               |   | 0-0<br>F6  | 0-0<br>HR  |  | 0-0<br>5-3  |  | 0-0<br>6-3  | 4 1 1 3 0 0 3<br>1 0 0 0 0 0 0                             |  |   |   |
| Roy McMillan, R (1, 6)<br>OBP: 0.278, SLG: 0.284   |   | 0-0<br>F8   |   | 0-0<br>E6<br>HR                                      | 0-0<br>F9  |  | 4-0<br>1-3<br>BB                                    |  | 0-0<br>1-3  | 4 1 0 0 1 0 1  |  |   |   |
| Ed Kranepool, L (1, 3)<br>OBP: 0.523, SLG: 0.397   |   |   | 0-0<br>F4   | 0-0<br>HR  | 0-0<br>4-3   |  | 0-0<br>1-3  |  | 0-3<br>K  | 5 1 1 3 0 1 1  |  |   |   |
| Dennis Ribant, R (1, 1)<br>OBP: 0.200, SLG: 0.233  |   |   | 0-0<br>5-3  | 0-3<br>K   |  | 0-0<br>2B<br>2B                                      |   | 0-0<br>F7  |   | 4 1 1 0 0 1 1  |  |   |   |
| <b>Inning Stats</b>  | R: 0 H: 1<br>E: 0 LOB: 1<br>K: 1 BB: 0<br>S: 5 P: 5   | R: 1 H: 2<br>E: 0 LOB: 0<br>K: 0 BB: 0<br>S: 4 P: 4 | R: 0 H: 0<br>E: 0 LOB: 0<br>K: 0 BB: 0<br>S: 3 P: 3 | R: 5 H: 2<br>E: 1 LOB: 0<br>K: 1 BB: 2<br>S: 8 P: 16 | R: 5 H: 4<br>E: 1 LOB: 0<br>K: 0 BB: 1<br>S: 7 P: 11 | R: 2 H: 2<br>E: 0 LOB: 1<br>K: 2 BB: 1<br>S: 9 P: 13 | R: 0 H: 0<br>E: 0 LOB: 1<br>K: 0 BB: 1<br>S: 3 P: 7 | R: 1 H: 1<br>E: 0 LOB: 1<br>K: 1 BB: 1<br>S: 6 P: 10 | R: 0 H: 0<br>E: 0 LOB: 0<br>K: 1 BB: 0<br>S: 5 P: 5 | 1B: 5 SF: 0<br>2B: 4 SAC: 0<br>3B: 1 DP: 2<br>HR: 3 HBP: 0 |  | WP: 1 PA: 44<br>PB: 0<br>SB: 0<br>CS: 1 |   |
| <b>PITCHER</b>   | IP WLS BF H R ER SO BB IBB HBP BLK WP HR S P ERA WHIP |   |   |  |  |  |   |  |   |  |  | <b>PITCHER</b>                          | IP WLS BF H R ER SO BB IBB HBP BLK WP HR S P ERA WHIP |
| Ray Sadecki, L (1, 1)<br>ERA: 4.52   | 3.2 L 17 5 6 2 1 2 0 0 0 0 0 2 17 25 4.91 1.909       |   |   |  |  |  |   |  |   |  |  |   |   |
| Ron Herbel, R (4, 1)<br>ERA: 4.45  | 1.1 9 4 5 5 1 0 1 0 0 0 0 1 10 14 33.75 3.000         |   |   |  |  |  |   |  |   |  |  |   |   |
| Bob Priddy, R (6, 1)<br>ERA: 3.27  | 3.0 15 3 3 3 3 3 0 0 0 1 0 18 30 9.00 2.000           |   |   |  |  |  |   |  |   |  |  |   |   |
| Joe Gibbon, L (9, 1)<br>ERA: 3.49  | 1.0 3 0 0 0 0 1 0 0 0 0 0 0 5 5 0.00 0.000            |   |   |  |  |  |   |  |   |  |  |   |   |

livebaseballscorecards.com

|     |    |
|-----|----|
| AB  | 38 |
| R   | 14 |
| H   | 12 |
| RBI | 13 |
| BB  | 6  |
| SO  | 6  |
| LOB | 14 |





| Batter   | 1   | 2  | 3   | 4   | 5   | 6   | 7   | 8   | 9   | AB R H RBI BB SO LOB   | BOTTOM  |
|--|---|--|---|---|---|---|---|---|---|--|---|
| Bob Schroder, L (1, 6)<br>OBP: 0.250, SLG: 0.250<br>Bob Priddy, R (6, 1)<br>OBP: 0.333, SLG: 0.250<br>Don Mason, L (8, PH)<br>OBP: 0.100, SLG: 0.250<br>Joe Gibbon, R (9, 1)<br>OBP: 0.222, SLG: 0.125 | 0-0 F7<br>①   |  | 0-0 F9<br>①   |   | 0-0 4-3<br>③  |   |   | 0-0 F4<br>①   |   | 3 0 0 0 0 0 0<br>0 0 0 0 0 0 0<br>1 0 0 0 0 0 0<br>0 0 0 0 0 0 0 | <b>New York Mets @ San Francisco Giants</b><br>Candlestick Park, San Francisco, CA<br>Thu Jul 21 1966, 6:33 AM EDT<br>Att. 10,904 - Unknown<br><a href="http://livebaseballscorecards.com">livebaseballscorecards.com</a> |
| Don Landrum, L (1, 8)<br>OBP: 0.259, SLG: 0.255  | 0-0 F8<br>②   |  | 0-0 4-3<br>②  |   |   | 0-0 4-3<br>①  |   | 0-0 G6-4-3<br>1B                                    |   | 4 0 1 0 0 0 0  |   |
| Jim Ray Hart, R (1, 5)<br>OBP: 0.356, SLG: 0.510   | 0-0 1-3<br>③  |  | 0-0 1-3<br>③  |   |   | 0-0 F7<br>②   |   | 0-0 G6-4-3<br>1-2f                                  |   | 4 0 0 0 0 0 1  |   |
| Willie McCovey, L (1, 3)<br>OBP: 0.383, SLG: 0.556<br>Jesus Alou, R (7, 9)<br>OBP: 0.259, SLG: 0.281   |   | 0-0 3-1<br>①   |   |   | 0-0 G5-4-3<br>1B                                    |   | 0-0 1B<br>1B  |   | 0-0 6-3<br>①  | 3 0 2 0 0 0 0<br>1 0 0 0 0 0 0                                   |   |
| Cap Peterson, R (1, 7)<br>OBP: 0.318, SLG: 0.362   |   | 0-0 1-3<br>②   |   |   | 0-0 G5-4-3<br>1-2f                                  |   | 0-0 1B  |   | 0-0 1B<br>1B  | 4 1 2 0 0 0 1  |   |
| Tom Haller, L (1, 2)<br>OBP: 0.313, SLG: 0.481<br>Tito Fuentes, S (6, 6)<br>OBP: 0.279, SLG: 0.329   |   | 0-0 1B   |   | 4-0 BB<br>BB<br>BB<br>BB                            |   | 0-0 4-3<br>③  |   | 0-0 1B<br>1-2                                       |   | 1 0 1 0 1 0 0<br>2 0 1 0 0 0 2                                   |   |
| Bob Burda, L (1, 9)<br>OBP: 0.111, SLG: 0.111  |   | 0-0 F5<br>③  |   | 0-0 4-3<br>③  |   |   | 0-0 F8<br>①   |   | 0-0 F8<br>②   | 4 0 0 0 0 0 4  |   |
| Hal Lanier, R (1, 4)<br>OBP: 0.236, SLG: 0.267   |   |  | 0-0 HR<br>1B  |   | 0-0 G3<br>①   |   | 0-0 F9<br>②   |   | 0-0 1B<br>1-3<br>2-H                                | 4 1 2 1 0 0 0  |   |
| Ray Sadecki, L (1, 1)<br>OBP: 0.310, SLG: 0.643<br>Ron Herbel, R (4, 1)<br>OBP: 0.065, SLG: 0.033<br>Dick Dietz, R (5, PH)<br>(6, 2)   |   |  | 0-0 HR<br>1-H                                       |   | 0-0 F9<br>②   |   | 0-3 K<br>③  |   | 0-0 1-3<br>③  | 1 1 1 2 0 0 0<br>0 0 0 0 0 0 0<br>3 0 0 0 0 1 2                  |   |
| <b>Inning Stats</b>  | R: 0 H: 0<br>E: 0 LOB: 0<br>K: 0 BB: 0<br>S: 3 P: 3   | R: 0 H: 1<br>E: 0 LOB: 1<br>K: 0 BB: 0<br>S: 4 P: 4                                    | R: 2 H: 2<br>E: 0 LOB: 0<br>K: 0 BB: 0<br>S: 5 P: 5 | R: 0 H: 1<br>E: 0 LOB: 1<br>K: 0 BB: 1<br>S: 3 P: 7 | R: 0 H: 0<br>E: 0 LOB: 0<br>K: 0 BB: 0<br>S: 3 P: 3 | R: 0 H: 2<br>E: 0 LOB: 2<br>K: 0 BB: 0<br>S: 5 P: 5 | R: 0 H: 0<br>E: 0 LOB: 0<br>K: 1 BB: 0<br>S: 5 P: 5 | R: 0 H: 1<br>E: 0 LOB: 0<br>K: 0 BB: 0<br>S: 3 P: 3 | R: 1 H: 3<br>E: 0 LOB: 2<br>K: 0 BB: 0<br>S: 6 P: 6 | 1B: 9 SF: 0<br>2B: 0 SAC: 0<br>3B: 0 DP: 2<br>HR: 1 HBP: 0       | WP: 0 PA: 36<br>PB: 0<br>SB: 0<br>CS: 0   |
| <b>PITCHER</b><br>Dennis Ribant, R (1, 1)<br>ERA: 2.6  | IP WLS BF H R ER SO BB IBB HBP BLK WP HR S P ERA WHIP | 9.0 W 36 10 3 ER 3 SO 1 BB 1 IBB 0 HBP 0 BLK 0 WP 0 HR 1 S 37 P 41 ERA 3.00 WHIP 1.222 |   |   |   |   |   |   |   |  | <b>PITCHER</b><br>IP WLS BF H R ER SO BB IBB HBP BLK WP HR S P ERA WHIP   |

| Batter   | 1   | 2   | 3   | 4   | 5   | 6   | 7   | 8   | 9   | AB R H RBI BB SO LOB   | TOP  |   |
|--|---|---|---|---|---|---|---|---|---|--|--|---|
| Cookie Rojas, R (1, 8)<br>OBP: 0.313, SLG: 0.342       | 4-0<br>3-1<br>BB  |   | 0-3<br>K  |   |   | 0-0<br>6-3  |   | 0-0<br>1B   |   | 3 0 1 1 1 1 0  |  |   |
| Johnny Callison, L (1, 9)<br>OBP: 0.336, SLG: 0.411    | 0-0<br>3-1<br>1-2   |   | 0-3<br>K  |   |   | 0-0<br>F8   |   | 0-0<br>4-3  |   | 4 0 0 0 0 1 4  |  |   |
| Dick Allen, R (1, 5)<br>OBP: 0.384, SLG: 0.628         | 0-3<br>K  |   |   |   |   |   |   |   |   | 4 0 0 0 0 4 1  |  |   |
| Bill White, L (1, 3)<br>OBP: 0.349, SLG: 0.466         | 0-3<br>K  |   |   |   |   |   |   |   |   | 4 0 0 0 0 3 1  |  |   |
| Tony Gonzalez, L (1, 7)<br>OBP: 0.329, SLG: 0.406      |   |   |   |   |   |   |   |   |   | 4 0 0 0 0 2 0  |  |   |
| Clay Dalrymple, L (1, 2)<br>OBP: 0.385, SLG: 0.376     |   |   |   |   |   |   |   |   |   | 3 0 1 0 0 1 0  |  |   |
| Tony Taylor, R (1, 4)<br>OBP: 0.302, SLG: 0.372        |   |   |   |   |   |   |   |   |   | 3 1 0 0 0 1 1  |  |   |
| Dick Groat, R (1, 6)<br>OBP: 0.294, SLG: 0.320         |   |   |   |   |   |   |   |   |   | 2 0 0 0 1 1 0  |  |   |
| Larry Jackson, R (1, 1)<br>OBP: 0.160, SLG: 0.191      |   |   |   |   |   |   |   |   |   | 1 0 0 0 0 0 0  |  |   |
| John Briggs, L (6, PH)<br>OBP: 0.339, SLG: 0.462       |   |   |   |   |   |   |   |   |   | 1 0 0 0 0 1 0  |  |   |
| Joe Verbanic, R (6, 1)                                 |   |   |   |   |   |   |   |   |   | 0 0 0 0 0 0 0  |  |   |
| Doug Clemens, L (8, PH)<br>OBP: 0.350, SLG: 0.300      |   |   |   |   |   |   |   |   |   | 1 0 0 0 0 0 2  |  |   |
| Rick Wise, R (8, 1)                                    |   |   |   |   |   |   |   |   |   | 0 0 0 0 0 0 0  |  |   |
| <b>Inning Stats</b>                                    | R: 0<br>E: 0<br>K: 2<br>S: 7<br>H: 0<br>LOB: 1<br>BB: 1<br>P: 11  | R: 0<br>E: 0<br>K: 2<br>S: 7<br>H: 0<br>LOB: 0<br>BB: 0<br>P: 7 | R: 0<br>E: 0<br>K: 3<br>S: 10<br>H: 0<br>LOB: 1<br>BB: 0<br>P: 10 | R: 0<br>E: 0<br>K: 2<br>S: 7<br>H: 0<br>LOB: 0<br>BB: 0<br>P: 7 | R: 0<br>E: 0<br>K: 0<br>S: 3<br>H: 0<br>LOB: 0<br>BB: 0<br>P: 3 | R: 0<br>E: 0<br>K: 1<br>S: 5<br>H: 0<br>LOB: 0<br>BB: 0<br>P: 5 | R: 0<br>E: 0<br>K: 2<br>S: 7<br>H: 0<br>LOB: 0<br>BB: 0<br>P: 7 | R: 1<br>E: 0<br>K: 0<br>S: 5<br>H: 2<br>LOB: 2<br>BB: 1<br>P: 9 | R: 0<br>E: 0<br>K: 3<br>S: 9<br>H: 0<br>LOB: 0<br>BB: 0<br>P: 9 | 1B: 2<br>2B: 0<br>3B: 0<br>HR: 0<br>SF: 0<br>SAC: 0<br>DP: 0<br>HBP: 0 | WP: 0<br>PB: 1<br>SB: 0<br>CS: 0<br>PA: 32 |   |
| <b>PITCHER</b><br>Gaylord Perry, R (1, 1)<br>ERA: 2.61 | IP: 9.0<br>WLS: W<br>BF: 32<br>H: 2<br>R: 1<br>ER: 1<br>SO: 15<br>BB: 2<br>IBB: 0<br>HBP: 0<br>BLK: 0<br>WP: 0<br>HR: 0<br>S: 60<br>P: 68<br>ERA: 1.00<br>WHIP: 0.444 |   |   |   |   |   |   |   |   |  |  | <b>PITCHER</b><br>IP: WLS: BF: H: R: ER: SO: BB: IBB: HBP: BLK: WP: HR: S: P: ERA: WHIP |

Philadelphia Phillies @ San Francisco Giants  
 Candlestick Park, San Francisco, CA  
 Fri Jul 22 1966, 10:05 PM EDT  
 Att: 23,420 - Unknown

livebaseballscorecards.com

|     |    |
|-----|----|
| AB  | 30 |
| R   | 1  |
| H   | 2  |
| RBI | 1  |
| BB  | 2  |
| SO  | 15 |
| LOB | 9  |



| Batter   | 1                      | 2            | 3               | 4                | 5                | 6                | 7          | 8          | 9 | AB | R | H | RBI | BB | SO | LOB |
|--|------------------------|--------------|-----------------|------------------|------------------|------------------|------------|------------|---|----|---|---|-----|----|----|-----|
| Tito Fuentes, S<br>OBP: 0.279, SLG: 0.332 (1, 6)   | 0-0<br>4-3<br>1B<br>2B |              | 0-0<br>F7       |                  | 0-0<br>F7        |                  | 0-0<br>5-3 |            |   | 4  | 1 | 1 | 0   | 0  | 0  | 0   |
| Tom Haller, L<br>OBP: 0.313, SLG: 0.478 (1, 2)     | 0-0<br>4-3<br>2-3      |              | 0-0<br>3-1      |                  | 0-0<br>1B<br>1B  |                  | 0-0<br>F7  |            |   | 4  | 0 | 1 | 0   | 0  | 0  | 1   |
| Willie Mays, R<br>OBP: 0.349, SLG: 0.542 (1, 8)    | 0-0<br>HR<br>3-H<br>1B |              | 0-0<br>2B<br>1B |                  | 0-0<br>1-3<br>1B |                  | 0-3<br>K   |            |   | 4  | 2 | 3 | 1   | 0  | 1  | 0   |
| Willie McCovey, L<br>OBP: 0.386, SLG: 0.571 (1, 3) | 0-0<br>HR<br>1-H       |              | 0-0<br>2B       |                  | 0-3<br>K         |                  | 0-0<br>F2  |            |   | 3  | 1 | 2 | 3   | 0  | 1  | 2   |
| Bob Burda, L<br>OBP: 0.100, SLG: 0.100 (6, 3)      |                        |              |                 |                  |                  |                  |            |            |   | 1  | 0 | 0 | 0   | 0  | 0  | 0   |
| Jim Ray Hart, R<br>OBP: 0.353, SLG: 0.504 (1, 5)   | 0-0<br>F3              |              | 0-0<br>F8       |                  | 0-0<br>6-3       |                  | 0-0<br>F8  |            |   | 4  | 0 | 0 | 0   | 0  | 0  | 3   |
| Jesus Alou, R<br>OBP: 0.259, SLG: 0.276 (1, 7)     | 0-0<br>4-3             |              |                 | 4-0<br>1-3<br>BB |                  | 0-0<br>1-3       |            | 0-0<br>6-3 |   | 3  | 0 | 0 | 0   | 1  | 0  | 0   |
| Ollie Brown, R<br>OBP: 0.276, SLG: 0.274 (1, 9)    |                        | 0-0<br>6-3   |                 | 0-0<br>1-3       |                  | 0-0<br>1-2<br>1B |            | 0-0<br>6-3 |   | 3  | 0 | 1 | 0   | 0  | 0  | 1   |
| Hal Lanier, R<br>OBP: 0.234, SLG: 0.264 (1, 4)     |                        | 0-0<br>6-3   |                 | 0-0<br>F9        |                  | 0-3<br>K         |            | 0-3<br>6-3 |   | 3  | 0 | 0 | 0   | 0  | 1  | 2   |
| Gaylord Perry, R<br>OBP: 0.239, SLG: 0.261 (1, 1)  |                        | 0-0<br>1-6-3 |                 | 0-0<br>6-3       |                  | 0-3<br>K         |            |            |   | 3  | 0 | 0 | 0   | 0  | 1  | 2   |

| Inning Stats | R: 3 | H: 3 | E: 0 | K: 0 | S: 6 | LOB: 0 | BB: 0 | P: 6 | R: 0 | H: 0 | E: 0 | K: 0 | S: 3 | LOB: 0 | BB: 0 | P: 3 | R: 1 | H: 2 | E: 0 | K: 0 | S: 5 | LOB: 1 | BB: 0 | P: 5 | R: 0 | H: 0 | E: 0 | K: 0 | S: 3 | LOB: 1 | BB: 1 | P: 7 | R: 0 | H: 2 | E: 0 | K: 1 | S: 7 | LOB: 2 | BB: 0 | P: 7 | R: 0 | H: 1 | E: 0 | K: 2 | S: 8 | LOB: 1 | BB: 0 | P: 8 | R: 0 | H: 0 | E: 0 | K: 1 | S: 5 | LOB: 0 | BB: 0 | P: 5 | R: 0 | H: 0 | E: 0 | K: 0 | S: 3 | LOB: 0 | BB: 0 | P: 3 |
|--------------|------|------|------|------|------|--------|-------|------|------|------|------|------|------|--------|-------|------|------|------|------|------|------|--------|-------|------|------|------|------|------|------|--------|-------|------|------|------|------|------|------|--------|-------|------|------|------|------|------|------|--------|-------|------|------|------|------|------|------|--------|-------|------|------|------|------|------|------|--------|-------|------|
|--------------|------|------|------|------|------|--------|-------|------|------|------|------|------|------|--------|-------|------|------|------|------|------|------|--------|-------|------|------|------|------|------|------|--------|-------|------|------|------|------|------|------|--------|-------|------|------|------|------|------|------|--------|-------|------|------|------|------|------|------|--------|-------|------|------|------|------|------|------|--------|-------|------|

| PITCHER                              | IP  | WLS | BF | H | R | ER | SO | BB | IBB | HBP | BLK | WP | HR | S  | P  | ERA  | WHIP  |
|--------------------------------------|-----|-----|----|---|---|----|----|----|-----|-----|-----|----|----|----|----|------|-------|
| Larry Jackson, R<br>ERA: 3.19 (1, 1) | 5.0 | L   | 23 | 7 | 4 | 4  | 1  | 1  | 0   | 0   | 0   | 0  | 1  | 24 | 28 | 7.20 | 1.600 |
| Joe Verbanic, R<br>ERA: (6, 1)       | 2.0 |     | 7  | 1 | 0 | 0  | 3  | 0  | 0   | 0   | 0   | 0  | 0  | 13 | 13 | 0.00 | 0.500 |
| Rick Wise, R<br>ERA: 3.96 (8, 1)     | 1.0 |     | 3  | 0 | 0 | 0  | 0  | 0  | 0   | 0   | 0   | 0  | 0  | 3  | 3  | 0.00 | 0.000 |

**BOTTOM**

Philadelphia Phillies @ San Francisco Giants  
Candlestick Park, San Francisco, CA

Fri Jul 22 1966, 10:05 PM EDT  
Att. 23,420 - Unknown

livebaseballscorecards.com

|     |    |
|-----|----|
| AB  | 32 |
| R   | 4  |
| H   | 8  |
| RBI | 4  |
| BB  | 1  |
| SO  | 4  |
| LOB | 11 |

**GIANTS**

|       |        |
|-------|--------|
| WP: 0 | PA: 33 |
| PB: 0 | SB: 0  |
| CS: 0 |        |

| Batter  | 1   | 2                               | 3                            | 4                               | 5                            | 6                               | 7                            | 8                                | 9                            | AB R H RBI BB SO LOB            | TOP                          |                                 |                              |                                 |                              |                                 |                              |                                 |                                  |                                    |                                  |        |
|---|---|---------------------------------|------------------------------|---------------------------------|------------------------------|---------------------------------|------------------------------|----------------------------------|------------------------------|---------------------------------|------------------------------|---------------------------------|------------------------------|---------------------------------|------------------------------|---------------------------------|------------------------------|---------------------------------|----------------------------------|------------------------------------|----------------------------------|--------|
| <b>John Briggs, L</b> (1, 8)<br>OBP: 0.344, SLG: 0.474    | 0-3<br>K  |                                 | 0-0<br>1B 2B                 |                                 | 0-0<br>HR 1B                 |                                 | 0-0<br>F4                    | 0-0<br>6-3                       |                              | 5 1 2 0 0 1 1                   |                              |                                 |                              |                                 |                              |                                 |                              |                                 |                                  |                                    |                                  |        |
| <b>Cookie Rojas, R</b> (1, 4)<br>OBP: 0.314, SLG: 0.359   | 0-0<br>HR   |                                 | 0-0<br>F9                    |                                 | 0-0<br>HR                    |                                 | 0-0<br>6-3                   |                                  | 0-0<br>F5                    | 5 2 2 3 0 0 1                   |                              |                                 |                              |                                 |                              |                                 |                              |                                 |                                  |                                    |                                  |        |
| <b>Doug Clemens, L</b> (1, 9)<br>OBP: 0.361, SLG: 0.301   | 0-0<br>G3   |                                 | 0-0<br>1B                    |                                 | 0-0<br>F2                    |                                 | 4-0<br>BB                    |                                  | 4-0<br>FC6-4<br>BB           | 3 0 1 0 2 0 0                   |                              |                                 |                              |                                 |                              |                                 |                              |                                 |                                  |                                    |                                  |        |
| <b>Bill White, L</b> (1, 3)<br>OBP: 0.348, SLG: 0.462     | 0-0<br>4-3  |                                 |                              | 0-0<br>HR 1B                    | 0-3<br>K                     |                                 | 0-0<br>F6                    |                                  | 0-0<br>FC6-4                 | 5 1 1 0 0 1 2                   |                              |                                 |                              |                                 |                              |                                 |                              |                                 |                                  |                                    |                                  |        |
| <b>Tony Gonzalez, L</b> (1, 7)<br>OBP: 0.327, SLG: 0.406  |   | 0-3<br>K                        |                              | 0-3<br>K                        | 0-0<br>F6                    |                                 |                              | 0-0<br>4-3<br>E 2B               | 0-0<br>G3                    | 5 1 1 0 0 2 2                   |                              |                                 |                              |                                 |                              |                                 |                              |                                 |                                  |                                    |                                  |        |
| <b>Clay Dalrymple, L</b> (1, 2)<br>OBP: 0.391, SLG: 0.374 |   | 4-0<br>BB                       |                              | 4-0<br>HR BB                    |                              | 1-0<br>FC6-4<br>HBP             |                              | 0-0<br>4-3                       |                              | 1 1 0 0 2 0 1                   |                              |                                 |                              |                                 |                              |                                 |                              |                                 |                                  |                                    |                                  |        |
| <b>Tony Taylor, R</b> (1, 5)<br>OBP: 0.304, SLG: 0.386    |   | 0-0<br>F3                       |                              | 0-0<br>HR                       |                              | 0-0<br>FC6-4                    |                              | 0-0<br>E1                        |                              | 4 2 2 4 0 0 2                   |                              |                                 |                              |                                 |                              |                                 |                              |                                 |                                  |                                    |                                  |        |
| <b>Phil Linz, R</b> (1, 6)<br>OBP: 0.254, SLG: 0.279      |   | 0-0<br>F2                       |                              | 0-0<br>F8                       |                              | 0-0<br>FC3-6                    |                              | 0-0<br>FC                        |                              | 4 0 0 0 0 0 3                   |                              |                                 |                              |                                 |                              |                                 |                              |                                 |                                  |                                    |                                  |        |
| <b>Jim Bunning, R</b> (1, 1)<br>OBP: 0.190, SLG: 0.183    |   |                                 | 0-0<br>F4                    |                                 | 0-0<br>5-3                   |                                 | 0-3<br>K                     |                                  | 0-0<br>SF9                   | 3 0 0 1 0 1 1                   |                              |                                 |                              |                                 |                              |                                 |                              |                                 |                                  |                                    |                                  |        |
| <b>Inning Stats</b>                                       | R: 1<br>E: 0<br>K: 1<br>S: 6                          | H: 1<br>LOB: 0<br>BB: 0<br>P: 6 | R: 0<br>E: 0<br>K: 1<br>S: 5 | H: 0<br>LOB: 1<br>BB: 1<br>P: 9 | R: 0<br>E: 0<br>K: 0<br>S: 4 | H: 2<br>LOB: 2<br>BB: 0<br>P: 4 | R: 3<br>E: 0<br>K: 1<br>S: 7 | H: 2<br>LOB: 0<br>BB: 1<br>P: 11 | R: 2<br>E: 0<br>K: 1<br>S: 7 | H: 2<br>LOB: 0<br>BB: 0<br>P: 7 | R: 0<br>E: 1<br>K: 1<br>S: 5 | H: 0<br>LOB: 1<br>BB: 0<br>P: 6 | R: 0<br>E: 0<br>K: 0<br>S: 3 | H: 0<br>LOB: 1<br>BB: 1<br>P: 7 | R: 2<br>E: 1<br>K: 0<br>S: 6 | H: 2<br>LOB: 1<br>BB: 0<br>P: 6 | R: 0<br>E: 0<br>K: 0<br>S: 3 | H: 0<br>LOB: 1<br>BB: 1<br>P: 7 | 1B: 3<br>2B: 3<br>3B: 0<br>HR: 3 | SF: 1<br>SAC: 0<br>DP: 0<br>HBP: 1 | WP: 0<br>PB: 0<br>SB: 1<br>CS: 0 | PA: 41 |
| <b>PITCHER</b>  | IP WLS BF H R ER SO BB IBB HBP BLK WP HR S P ERA WHIP |                                 |                              |                                 |                              |                                 |                              |                                  |                              |                                 |                              |                                 |                              |                                 |                              |                                 |                              |                                 |                                  |                                    |                                  |        |
| <b>Bobby Bolin, R</b> (1, 1)<br>ERA: 3.25                 | 4.0 L 20 7 6 6 3 2 0 0 0 0 0 3 24 32 13.50 2.250      |                                 |                              |                                 |                              |                                 |                              |                                  |                              |                                 |                              |                                 |                              |                                 |                              |                                 |                              |                                 |                                  |                                    |                                  |        |
| <b>Joe Gibbon, L</b> (5, 1)<br>ERA: 3.38                  | 2.0 7 0 0 0 2 0 0 1 0 0 0 0 10 11 0.00 0.000          |                                 |                              |                                 |                              |                                 |                              |                                  |                              |                                 |                              |                                 |                              |                                 |                              |                                 |                              |                                 |                                  |                                    |                                  |        |
| <b>Bob Priddy, R</b> (7, 1)<br>ERA: 3.32                  | 2.0 10 2 2 1 0 1 0 0 0 0 0 0 9 13 4.50 1.500          |                                 |                              |                                 |                              |                                 |                              |                                  |                              |                                 |                              |                                 |                              |                                 |                              |                                 |                              |                                 |                                  |                                    |                                  |        |
| <b>Lindy McDaniel, R</b> (9, 1)<br>ERA: 3.31              | 1.0 4 0 0 0 0 1 0 0 0 0 0 0 3 7 0.00 1.000            |                                 |                              |                                 |                              |                                 |                              |                                  |                              |                                 |                              |                                 |                              |                                 |                              |                                 |                              |                                 |                                  |                                    |                                  |        |

Philadelphia Phillies @ San Francisco Giants  
 Candlestick Park, San Francisco, CA  
 Sat Jul 23 1966, 6:33 AM EDT  
 Att. 23,846 - Unknown

|     |    |
|-----|----|
| AB  | 35 |
| R   | 8  |
| H   | 9  |
| RBI | 8  |
| BB  | 4  |
| SO  | 5  |
| LOB | 13 |



| Batter  | 1         | 2          | 3          | 4          | 5          | 6         | 7          | 8         | 9          | AB R H RBI BB SO LOB   |
|---|-----------|------------|------------|------------|------------|-----------|------------|-----------|------------|--|
| Tito Fuentes, S<br>OBP: 0.274, SLG: 0.327<br>(1, 6)   | 0-0<br>F7 |            | 0-0<br>G3  |            |            | 0-3<br>K  |            |           | 0-0<br>5-3 | 4 0 0 0 0 1 1  |
| Tom Haller, L<br>OBP: 0.309, SLG: 0.472<br>(1, 2)   | 0-0<br>F9 |            |            | 0-0<br>4-3 |            |           | 0-0<br>4-3 |           | 0-0<br>E7  | 4 0 0 0 0 0 0  |
| Willie Mays, R<br>OBP: 0.348, SLG: 0.540<br>Cap Peterson, R<br>OBP: 0.316, SLG: 0.360<br>(1, 8)<br>(8, 7)   | 0-3<br>K  |            |            | 0-3<br>K   |            |           | 0-0<br>1B  |           | 0-3<br>K   | 3 0 1 0 0 2 0<br>1 0 0 0 0 1 1   |
| Willie McCovey, L<br>OBP: 0.381, SLG: 0.563<br>(1, 3)   |           | 0-0<br>F8  |            | 0-0<br>G3  |            |           | 0-0<br>F5  |           | 0-0<br>F7  | 4 0 0 0 0 0 2  |
| Jim Ray Hart, R<br>OBP: 0.350, SLG: 0.500<br>(1, 5)   |           | 0-0<br>4-3 |            |            | 0-0<br>5-3 |           | 0-0<br>F3  |           |            | 3 0 0 0 0 0 1  |
| Jesus Alou, R<br>OBP: 0.255, SLG: 0.272<br>(1, 7)<br>(8, 9)   |           | 0-0<br>5-3 |            |            | 0-0<br>4-3 |           |            | 0-0<br>F3 |            | 3 0 0 0 0 0 0  |
| Ollie Brown, R<br>OBP: 0.272, SLG: 0.271<br>(1, 9)<br>(8, 8)  |           |            | 0-0<br>6-3 |            | 0-0<br>6-3 |           |            | 0-0<br>G3 |            | 3 0 0 0 0 0 0  |
| Hal Lanier, R<br>OBP: 0.235, SLG: 0.265<br>(1, 4)   |           |            | 0-0<br>F9  |            |            | 0-3<br>K  |            | 0-0<br>1B |            | 3 0 1 0 0 1 0  |
| Bobby Bolin, R<br>OBP: 0.288, SLG: 0.222<br>Joe Gibbon, R<br>OBP: 0.222, SLG: 0.125<br>Bob Burda, L<br>OBP: 0.091, SLG: 0.091<br>Bob Frindy, R<br>OBP: 0.333, SLG: 0.250<br>Don Mason, L<br>OBP: 0.060, SLG: 0.238<br>Lindy McDaniel, R<br>OBP: 0.100, SLG: 0.100<br>(1, 1)<br>(5, 1)<br>(6, PH)<br>(7, 1)<br>(8, PH)<br>(9, 1) |           |            | 0-0<br>1B  |            |            | 0-0<br>G3 |            | 0-3<br>K  |            | 1 0 1 0 0 0 0<br>0 0 0 0 0 0 0<br>1 0 0 0 0 0 0<br>0 0 0 0 0 0 0<br>1 0 0 0 0 1 1<br>0 0 0 0 0 0 0 |

| Inning Stats | R: 0<br>E: 0<br>K: 1<br>S: 5 | H: 0<br>LOB: 0<br>BB: 0<br>P: 5 | R: 0<br>E: 0<br>K: 0<br>S: 3 | H: 0<br>LOB: 0<br>BB: 0<br>P: 3 | R: 0<br>E: 0<br>K: 0<br>S: 4 | H: 1<br>LOB: 1<br>BB: 0<br>P: 4 | R: 0<br>E: 0<br>K: 1<br>S: 5 | H: 0<br>LOB: 0<br>BB: 0<br>P: 5 | R: 0<br>E: 0<br>K: 0<br>S: 3 | H: 0<br>LOB: 0<br>BB: 0<br>P: 3 | R: 0<br>E: 0<br>K: 2<br>S: 7 | H: 0<br>LOB: 0<br>BB: 0<br>P: 7 | R: 0<br>E: 0<br>K: 0<br>S: 4 | H: 1<br>LOB: 1<br>BB: 0<br>P: 4 | R: 0<br>E: 0<br>K: 1<br>S: 6 | H: 1<br>LOB: 1<br>BB: 0<br>P: 6 | R: 0<br>E: 1<br>K: 1<br>S: 6 | H: 0<br>LOB: 1<br>BB: 0<br>P: 6 | 1B: 3<br>2B: 0<br>3B: 0<br>HR: 0 | SF: 0<br>SAC: 0<br>DP: 0<br>HBP: 0 |
|--------------|------------------------------|---------------------------------|------------------------------|---------------------------------|------------------------------|---------------------------------|------------------------------|---------------------------------|------------------------------|---------------------------------|------------------------------|---------------------------------|------------------------------|---------------------------------|------------------------------|---------------------------------|------------------------------|---------------------------------|----------------------------------|------------------------------------|
|--------------|------------------------------|---------------------------------|------------------------------|---------------------------------|------------------------------|---------------------------------|------------------------------|---------------------------------|------------------------------|---------------------------------|------------------------------|---------------------------------|------------------------------|---------------------------------|------------------------------|---------------------------------|------------------------------|---------------------------------|----------------------------------|------------------------------------|

| PITCHER                               | IP  | WLS | BF | H | R | ER | SO | BB | IBB | HBP | BLK | WP | HR | S  | P  | ERA  | WHIP  |
|---------------------------------------|-----|-----|----|---|---|----|----|----|-----|-----|-----|----|----|----|----|------|-------|
| Jim Bunning, R<br>ERA: 2.58<br>(1, 1) | 9.0 | W   | 31 | 3 | 0 | 0  | 6  | 0  | 0   | 0   | 0   | 0  | 0  | 43 | 43 | 0.00 | 0.333 |

**BOTTOM**

Philadelphia Phillies @ San Francisco Giants  
Candlestick Park, San Francisco, CA

Sat Jul 23 1966, 6:33 AM EDT  
Att. 23,846 - Unknown

livebaseballscorecards.com

|     |    |
|-----|----|
| AB  | 31 |
| R   | 0  |
| H   | 3  |
| RBI | 0  |
| BB  | 0  |
| SO  | 6  |
| LOB | 6  |



| WP | PA | ERA | WHIP |
|----|----|-----|------|
| 0  | 31 |     |      |

| Batter  | 1   | 2                               | 3                            | 4                               | 5                            | 6                               | 7                            | 8                               | 9                            | AB R H RBI BB SO LOB            | TOP                          |                                 |                              |                                  |                              |                                 |                              |                                 |                                  |                                    |                                  |        |
|---|---|---------------------------------|------------------------------|---------------------------------|------------------------------|---------------------------------|------------------------------|---------------------------------|------------------------------|---------------------------------|------------------------------|---------------------------------|------------------------------|----------------------------------|------------------------------|---------------------------------|------------------------------|---------------------------------|----------------------------------|------------------------------------|----------------------------------|--------|
| Doug Clemens, L (1, 7)<br>OBP: 0.363, SLG: 0.299    | 0-0<br>F4   |                                 | 0-0<br>F8                    |                                 | 4-0<br>BB<br>G4-6-3          |                                 | 0-0<br>F5                    |                                 | 0-0<br>1B                    | 4 0 1 0 1 0 1                   |                              |                                 |                              |                                  |                              |                                 |                              |                                 |                                  |                                    |                                  |        |
| Johnny Callison, L (1, 9)<br>OBP: 0.337, SLG: 0.412 | 0-0<br>6-3  |                                 | 0-0<br>2B                    |                                 | 0-0<br>G4-6-3                |                                 | 4-0<br>BB<br>K               |                                 | 0-0<br>F8                    | 4 0 1 0 1 0 3                   |                              |                                 |                              |                                  |                              |                                 |                              |                                 |                                  |                                    |                                  |        |
| Dick Allen, R (1, 5)<br>OBP: 0.382, SLG: 0.621      | 4-0<br>BB<br>S  |                                 | 0-3<br>K2-3                  |                                 |                              |                                 | 0-0<br>4-3                   |                                 | 0-3<br>BB<br>K               | 3 0 0 0 1 2 3                   |                              |                                 |                              |                                  |                              |                                 |                              |                                 |                                  |                                    |                                  |        |
| Bill White, L (1, 3)<br>OBP: 0.349, SLG: 0.462      | 0-3<br>K  |                                 |                              |                                 | 0-0<br>FC3-6<br>1B           |                                 | 0-0<br>2B<br>1B              |                                 | 0-0<br>F8                    | 4 1 2 0 0 1 4                   |                              |                                 |                              |                                  |                              |                                 |                              |                                 |                                  |                                    |                                  |        |
| Tony Gonzalez, L (1, 8)<br>OBP: 0.331, SLG: 0.414   |   |                                 |                              |                                 | 0-0<br>F7                    |                                 | 0-0<br>FC5<br>2B             |                                 | 0-0<br>5-3                   | 3 0 2 1 0 0 1                   |                              |                                 |                              |                                  |                              |                                 |                              |                                 |                                  |                                    |                                  |        |
| Bob Uecker, R (8, PH)<br>OBP: 0.308, SLG: 0.431     |   |                                 |                              |                                 |                              |                                 |                              |                                 |                              | 1 0 0 0 0 0 0                   |                              |                                 |                              |                                  |                              |                                 |                              |                                 |                                  |                                    |                                  |        |
| Jackie Brandt, R (8, 8)<br>OBP: 0.305, SLG: 0.288   |   |                                 |                              |                                 |                              |                                 |                              |                                 |                              | 0 0 0 0 0 0 0                   |                              |                                 |                              |                                  |                              |                                 |                              |                                 |                                  |                                    |                                  |        |
| Clay Dalrymple, L (1, 2)<br>OBP: 0.385, SLG: 0.367  |   |                                 | 0-0<br>F7                    |                                 | 0-0<br>FC3-6                 |                                 | 0-0<br>F2                    |                                 | 0-0<br>F7                    | 4 0 0 0 0 0 3                   |                              |                                 |                              |                                  |                              |                                 |                              |                                 |                                  |                                    |                                  |        |
| Cookie Rojas, R (1, 4)<br>OBP: 0.311, SLG: 0.355    |   |                                 | 0-0<br>F7                    |                                 | 0-0<br>F6                    |                                 | 0-0<br>FC5                   |                                 | 0-0<br>F3                    | 4 0 0 0 0 0 3                   |                              |                                 |                              |                                  |                              |                                 |                              |                                 |                                  |                                    |                                  |        |
| Dick Groat, R (1, 6)<br>OBP: 0.283, SLG: 0.319      |   |                                 | 0-0<br>F2                    |                                 | 0-0<br>4-3                   |                                 | 0-0<br>PB<br>BB<br>1B        |                                 | 0-0<br>4-3                   | 4 0 1 0 0 0 1                   |                              |                                 |                              |                                  |                              |                                 |                              |                                 |                                  |                                    |                                  |        |
| Bob Buhl, R (1, 1)<br>OBP: 0.182, SLG: 0.100        |   |                                 |                              |                                 | 0-0<br>5-3                   |                                 | 0-0<br>BB<br>1B              |                                 | 0-0<br>5-3                   | 1 0 0 0 0 0 0                   |                              |                                 |                              |                                  |                              |                                 |                              |                                 |                                  |                                    |                                  |        |
| John Morris, R (3, 1)<br>OBP: 0.352, SLG: 0.348     |   |                                 |                              |                                 |                              |                                 |                              |                                 |                              | 0 0 0 0 0 0 0                   |                              |                                 |                              |                                  |                              |                                 |                              |                                 |                                  |                                    |                                  |        |
| Harvey Kuenn, R (5, PH)<br>OBP: 0.338, SLG: 0.466   |   |                                 |                              |                                 |                              |                                 |                              |                                 |                              | 1 0 0 0 0 0 0                   |                              |                                 |                              |                                  |                              |                                 |                              |                                 |                                  |                                    |                                  |        |
| Ray Culp, R (5, 1)<br>OBP: 0.338, SLG: 0.466        |   |                                 |                              |                                 |                              |                                 |                              |                                 |                              | 0 0 0 0 0 0 0                   |                              |                                 |                              |                                  |                              |                                 |                              |                                 |                                  |                                    |                                  |        |
| John Briggs, L (7, PH)<br>OBP: 0.338, SLG: 0.466    |   |                                 |                              |                                 |                              |                                 |                              |                                 |                              | 1 0 0 0 0 0 1                   |                              |                                 |                              |                                  |                              |                                 |                              |                                 |                                  |                                    |                                  |        |
| Joe Versbanic, R (7, 1)<br>OBP: 0.303, SLG: 0.385   |   |                                 |                              |                                 |                              |                                 |                              |                                 |                              | 0 0 0 0 0 0 0                   |                              |                                 |                              |                                  |                              |                                 |                              |                                 |                                  |                                    |                                  |        |
| Tony Taylor, R (9, PH)<br>OBP: 0.303, SLG: 0.385    |   |                                 |                              |                                 |                              |                                 |                              |                                 |                              | 1 0 0 0 0 0 0                   |                              |                                 |                              |                                  |                              |                                 |                              |                                 |                                  |                                    |                                  |        |
| <b>Inning Stats</b>                                 | R: 0<br>E: 0<br>K: 1<br>S: 5                          | H: 0<br>LOB: 1<br>BB: 1<br>P: 9 | R: 0<br>E: 0<br>K: 0<br>S: 4 | H: 1<br>LOB: 1<br>BB: 0<br>P: 4 | R: 0<br>E: 0<br>K: 1<br>S: 6 | H: 1<br>LOB: 1<br>BB: 0<br>P: 6 | R: 0<br>E: 0<br>K: 0<br>S: 4 | H: 1<br>LOB: 1<br>BB: 0<br>P: 4 | R: 0<br>E: 0<br>K: 0<br>S: 3 | H: 1<br>LOB: 1<br>BB: 1<br>P: 7 | R: 1<br>E: 0<br>K: 0<br>S: 5 | H: 2<br>LOB: 1<br>BB: 0<br>P: 5 | R: 0<br>E: 0<br>K: 1<br>S: 7 | H: 1<br>LOB: 3<br>BB: 1<br>P: 11 | R: 0<br>E: 0<br>K: 0<br>S: 3 | H: 0<br>LOB: 0<br>BB: 0<br>P: 3 | R: 0<br>E: 0<br>K: 0<br>S: 4 | H: 1<br>LOB: 1<br>BB: 0<br>P: 4 | 1B: 6<br>2B: 2<br>3B: 0<br>HR: 0 | SF: 0<br>SAC: 0<br>DP: 1<br>HBP: 0 | WP: 0<br>PB: 1<br>SB: 1<br>CS: 0 | PA: 38 |
| <b>PITCHER</b>                                      | IP WLS BF H R ER SO BB IBB HBP BLK WP HR S P ERA WHIP |                                 |                              |                                 |                              |                                 |                              |                                 |                              |                                 |                              |                                 |                              |                                  |                              |                                 |                              |                                 |                                  |                                    |                                  |        |
| Ron Herbel, R (1, 1)<br>ERA: 4.25                   | 6.2 W 30 7 1 1 3 3 0 0 0 0 0 0 33 45 1.35 1.500       |                                 |                              |                                 |                              |                                 |                              |                                 |                              |                                 |                              |                                 |                              |                                  |                              |                                 |                              |                                 |                                  |                                    |                                  |        |
| Bill Henry, L (7, 1)<br>ERA: 1.53                   | 0.1 1 0 0 0 0 0 0 0 0 0 0 0 1 1 0.00 0.000            |                                 |                              |                                 |                              |                                 |                              |                                 |                              |                                 |                              |                                 |                              |                                  |                              |                                 |                              |                                 |                                  |                                    |                                  |        |
| Frank Linzy, R (8, 1)<br>ERA: 2.5                   | 2.0 S 7 1 0 0 0 0 0 0 0 0 0 0 7 7 0.00 0.500          |                                 |                              |                                 |                              |                                 |                              |                                 |                              |                                 |                              |                                 |                              |                                  |                              |                                 |                              |                                 |                                  |                                    |                                  |        |

Philadelphia Phillies @ San Francisco Giants  
Candlestick Park, San Francisco, CA

Sun Jul 24 1966, 6:33 AM EDT  
Att: 30,835 - Unknown

livebaseballscorecards.com

|     |    |
|-----|----|
| AB  | 35 |
| R   | 1  |
| H   | 8  |
| RBI | 1  |
| BB  | 3  |
| SO  | 3  |
| LOB | 20 |



| Batter   | 1                               | 2          | 3                | 4                | 5                      | 6          | 7          | 8          | 9 | AB | R | H | RBI | BB | SO | LOB |
|--|---------------------------------|------------|------------------|------------------|------------------------|------------|------------|------------|---|----|---|---|-----|----|----|-----|
| Tito Fuentes, S<br>OBP: 0.281, SLG: 0.333 (1, 6)   | 0-0<br>1B WP<br>1B              |            | 0-0<br>HR<br>1B  | 0-0<br>G3        |                        |            | 0-0<br>1B  |            |   | 4  | 2 | 3 | 0   | 0  | 0  | 2   |
| Tom Haller, L<br>OBP: 0.308, SLG: 0.469 (1, 2)     | 0-0<br>1B WP<br>1-3 FC3-6<br>1B |            | 0-3<br>K         |                  | 0-0<br>F3              |            | 0-0<br>F5  |            |   | 4  | 1 | 1 | 0   | 0  | 1  | 2   |
| Willie Mays, R<br>OBP: 0.350, SLG: 0.548 (1, 8)    | 0-0<br>1-3 FC3-6<br>1B          |            | 0-0<br>1-H<br>HR |                  | 0-0<br>6-3             |            | 0-0<br>F3  |            |   | 4  | 1 | 2 | 2   | 0  | 0  | 1   |
| Willie McCovey, L<br>OBP: 0.379, SLG: 0.559 (1, 3) | 0-0<br>FC3-6<br>1B              |            | 0-0<br>1-3       |                  | 0-0<br>BB<br>1B        |            | 0-0<br>1-3 |            |   | 4  | 0 | 1 | 1   | 0  | 0  | 2   |
| Jim Ray Hart, R<br>OBP: 0.349, SLG: 0.496 (1, 5)   | 0-0<br>G5-4-3<br>1-2f           |            | 0-3<br>K         |                  | 4-0<br>BB<br>1-2<br>BB |            |            | 0-0<br>6-3 |   | 3  | 0 | 0 | 0   | 1  | 1  | 1   |
| Jesus Alou, R<br>OBP: 0.255, SLG: 0.272 (1, 7)     |                                 | 0-0<br>1B  |                  | 0-0<br>G3        |                        | 0-3<br>K   |            | 0-0<br>4-3 |   | 4  | 0 | 1 | 0   | 0  | 1  | 2   |
| Ollie Brown, R<br>OBP: 0.272, SLG: 0.267 (1, 9)    |                                 | 0-0<br>F2  |                  | 4-0<br>1B<br>BB  |                        | 0-0<br>F7  |            | 0-0<br>6-3 |   | 3  | 0 | 0 | 0   | 1  | 0  | 1   |
| Hal Lanier, R<br>OBP: 0.236, SLG: 0.266 (1, 4)     |                                 | 0-0<br>F8  |                  | 0-0<br>1-2<br>1B |                        | 0-0<br>6-3 |            |            |   | 3  | 0 | 1 | 0   | 0  | 0  | 1   |
| Ron Herbel, R<br>OBP: 0.059, SLG: 0.030 (1, 1)     |                                 | 0-0<br>4-3 |                  | 0-3<br>K         |                        | 0-3<br>K   |            |            |   | 3  | 0 | 0 | 0   | 0  | 2  | 3   |
| Bill Henry, L (7, 1)                               |                                 |            |                  |                  |                        |            |            |            |   | 0  | 0 | 0 | 0   | 0  | 0  | 0   |
| Frank Linzy, R (8, 1)                              |                                 |            |                  |                  |                        |            |            |            |   | 0  | 0 | 0 | 0   | 0  | 0  | 0   |

| Inning Stats | R: 2 | H: 3 | E: 0 | LOB: 0 | K: 0 | P: 5 | R: 0 | H: 1 | E: 0 | LOB: 1 | K: 0 | P: 4 | R: 0 | H: 2 | E: 0 | LOB: 0 | K: 2 | P: 9 | R: 0 | H: 1 | E: 0 | LOB: 2 | K: 1 | P: 10 | R: 0 | H: 1 | E: 0 | LOB: 2 | K: 1 | P: 10 | R: 0 | H: 0 | E: 0 | LOB: 0 | K: 1 | P: 5 | R: 0 | H: 1 | E: 0 | LOB: 1 | K: 0 | P: 4 | R: 0 | H: 0 | E: 0 | LOB: 0 | K: 0 | P: 3 |  |  |  |
|--------------|------|------|------|--------|------|------|------|------|------|--------|------|------|------|------|------|--------|------|------|------|------|------|--------|------|-------|------|------|------|--------|------|-------|------|------|------|--------|------|------|------|------|------|--------|------|------|------|------|------|--------|------|------|--|--|--|
|              | S: 5 |      | S: 4 |        | S: 4 |      | S: 9 |      | S: 6 |        | S: 5 |      | S: 4 |      | S: 3 |        |      |      |      |      |      |        |      |       |      |      |      |        |      |       |      |      |      |        |      |      |      |      |      |        |      |      |      |      |      |        |      |      |  |  |  |

| PITCHER                         | IP  | WLS | BF | H | R | ER | SO | BB | IBB | HBP | BLK | WP | HR | S  | P  | ERA   | WHIP  |
|---------------------------------|-----|-----|----|---|---|----|----|----|-----|-----|-----|----|----|----|----|-------|-------|
| Bob Buhl, R<br>ERA: 4.37 (1, 1) | 2.1 | L   | 12 | 6 | 4 | 4  | 1  | 0  | 0   | 0   | 0   | 1  | 1  | 14 | 14 | 15.43 | 2.571 |
| John Morris, L<br>ERA: (3, 1)   | 1.2 |     | 7  | 1 | 0 | 0  | 2  | 1  | 0   | 0   | 0   | 0  | 0  | 10 | 14 | 0.00  | 1.200 |
| Ray Culp, R<br>ERA: 5.57 (5, 1) | 2.0 |     | 8  | 1 | 0 | 0  | 2  | 1  | 0   | 0   | 0   | 0  | 0  | 11 | 15 | 0.00  | 1.000 |
| Joe Verbanic, R<br>ERA: (7, 1)  | 2.0 |     | 7  | 1 | 0 | 0  | 0  | 0  | 0   | 0   | 0   | 0  | 0  | 7  | 7  | 0.00  | 0.500 |

**BOTTOM**

Philadelphia Phillies @ San Francisco Giants  
Candlestick Park, San Francisco, CA

Sun Jul 24 1966, 6:33 AM EDT  
Att. 30,835 - Unknown

|     |    |
|-----|----|
| AB  | 32 |
| R   | 4  |
| H   | 9  |
| RBI | 3  |
| BB  | 2  |
| SO  | 5  |
| LOB | 15 |



| WP    | HR    | S     | P      | ERA   | WHIP  |       |        |       |        |       |       |       |
|-------|-------|-------|--------|-------|-------|-------|--------|-------|--------|-------|-------|-------|
| 1B: 8 | SF: 0 | 2B: 0 | SAC: 0 | 3B: 0 | DP: 1 | HR: 1 | HBP: 0 | WP: 1 | PA: 34 | PB: 0 | SB: 0 | CS: 0 |

| Batter   | 1                            | 2                               | 3                            | 4                               | 5                            | 6                               | 7                            | 8                               | 9                            | AB R H RBI BB SO LOB            | TOP  |                                 |                              |                                 |                                  |                                    |                                  |        |  |    |     |    |   |   |    |    |    |     |     |     |    |    |   |   |     |      |  |  |
|--|------------------------------|---------------------------------|------------------------------|---------------------------------|------------------------------|---------------------------------|------------------------------|---------------------------------|------------------------------|---------------------------------|--|---------------------------------|------------------------------|---------------------------------|----------------------------------|------------------------------------|----------------------------------|--------|--|----|-----|----|---|---|----|----|----|-----|-----|-----|----|----|---|---|-----|------|--|--|
| Matty Alou, L (1, 8)<br>OBP: 0.377, SLG: 0.448         | 0-0<br>F8                    |                                 |                              | 0-0<br>B5-3                     |                              | 0-0<br>FC3-6<br>1B              |                              | 0-0<br>WP<br>2B                 |                              | 4 0 1 1 0 0 1                   | <b>Pittsburgh Pirates @ San Francisco Giants</b><br>Candlestick Park, San Francisco, CA<br>Mon Jul 25 1966, 6:33 AM EDT<br>Att: 22,191 - Unknown<br><a href="http://livebaseballscorecards.com">livebaseballscorecards.com</a> |                                 |                              |                                 |                                  |                                    |                                  |        |  |    |     |    |   |   |    |    |    |     |     |     |    |    |   |   |     |      |  |  |
| Gene Alley, R (1, 6)<br>OBP: 0.308, SLG: 0.392         | 0-0<br>F9                    |                                 |                              | 0-0<br>F3                       |                              | 0-0<br>1B                       |                              | 0-0<br>F7<br>2-3                |                              | 4 0 1 0 0 0 1                   |  |                                 |                              |                                 |                                  |                                    |                                  |        |  |    |     |    |   |   |    |    |    |     |     |     |    |    |   |   |     |      |  |  |
| Roberto Clemente, R (1, 9)<br>OBP: 0.371, SLG: 0.543   | 0-0<br>4-3                   |                                 |                              | 0-3<br>K                        |                              | 0-0<br>4-3                      |                              |                                 | 0-0<br>6-3                   | 4 0 0 0 0 1 2                   |  |                                 |                              |                                 |                                  |                                    |                                  |        |  |    |     |    |   |   |    |    |    |     |     |     |    |    |   |   |     |      |  |  |
| Willie Stargell, L (1, 7)<br>OBP: 0.398, SLG: 0.623    |                              |                                 | 0-0<br>F4                    |                                 | 0-3<br>K                     |                                 | 0-0<br>G3                    |                                 | 0-3<br>K                     | 4 0 0 0 0 2 0                   |  |                                 |                              |                                 |                                  |                                    |                                  |        |  |    |     |    |   |   |    |    |    |     |     |     |    |    |   |   |     |      |  |  |
| Jose Pagan, R (1, 5)<br>OBP: 0.297, SLG: 0.425         |                              |                                 | 0-0<br>6-3                   |                                 | 0-0<br>F6                    |                                 | 0-0<br>F7                    |                                 | 0-0<br>5-3                   | 4 0 0 0 0 0 0                   |  |                                 |                              |                                 |                                  |                                    |                                  |        |  |    |     |    |   |   |    |    |    |     |     |     |    |    |   |   |     |      |  |  |
| Donn Clendenon, R (1, 3)<br>OBP: 0.357, SLG: 0.517     |                              |                                 | 0-3<br>K                     |                                 | 0-0<br>6-3                   |                                 | 0-0<br>FC6-4<br>1B           |                                 |                              | 3 0 1 0 0 1 0                   |  |                                 |                              |                                 |                                  |                                    |                                  |        |  |    |     |    |   |   |    |    |    |     |     |     |    |    |   |   |     |      |  |  |
| Jim Pagliaroni, R (1, 2)<br>OBP: 0.341, SLG: 0.402     |                              |                                 | 0-3<br>K                     |                                 | 0-0<br>1B<br>FC3-6<br>2B     |                                 | 0-0<br>FC6-4<br>1-2f         |                                 |                              | 3 1 1 0 0 1 1                   |  |                                 |                              |                                 |                                  |                                    |                                  |        |  |    |     |    |   |   |    |    |    |     |     |     |    |    |   |   |     |      |  |  |
| Bill Mazeroski, R (1, 4)<br>OBP: 0.305, SLG: 0.381     |                              |                                 | 0-0<br>6-3                   |                                 | 0-0<br>FC3-6<br>1B           |                                 |                              | 0-3<br>K                        |                              | 3 0 1 0 0 1 0                   |  |                                 |                              |                                 |                                  |                                    |                                  |        |  |    |     |    |   |   |    |    |    |     |     |     |    |    |   |   |     |      |  |  |
| Woodie Fryman, R (1, 1)<br>OBP: 0.175, SLG: 0.175      |                              |                                 | 0-3<br>K                     |                                 | 0-3<br>K                     |                                 |                              | 0-0<br>1B                       |                              | 1 0 0 0 0 1 0                   |  |                                 |                              |                                 |                                  |                                    |                                  |        |  |    |     |    |   |   |    |    |    |     |     |     |    |    |   |   |     |      |  |  |
| Jerry Lynch, L (6, PH)<br>OBP: 0.317, SLG: 0.289       |                              |                                 |                              |                                 |                              |                                 |                              |                                 |                              | 1 0 0 0 0 1 2                   |  |                                 |                              |                                 |                                  |                                    |                                  |        |  |    |     |    |   |   |    |    |    |     |     |     |    |    |   |   |     |      |  |  |
| Al McBean, R (6, 1)<br>OBP: 0.125, SLG: 0.125          |                              |                                 |                              |                                 |                              |                                 |                              |                                 |                              | 0 0 0 0 0 0 0                   |  |                                 |                              |                                 |                                  |                                    |                                  |        |  |    |     |    |   |   |    |    |    |     |     |     |    |    |   |   |     |      |  |  |
| Manny Mota, R (8, PH)<br>OBP: 0.386, SLG: 0.510        |                              |                                 |                              |                                 |                              |                                 |                              |                                 |                              | 1 0 1 0 0 0 0                   |  |                                 |                              |                                 |                                  |                                    |                                  |        |  |    |     |    |   |   |    |    |    |     |     |     |    |    |   |   |     |      |  |  |
| Roy Face, R (8, 1)                                     |                              |                                 |                              |                                 |                              |                                 |                              |                                 |                              | 0 0 0 0 0 0 0                   |  |                                 |                              |                                 |                                  |                                    |                                  |        |  |    |     |    |   |   |    |    |    |     |     |     |    |    |   |   |     |      |  |  |
| <b>Inning Stats</b>                                    | R: 0<br>E: 0<br>K: 0<br>S: 3 | H: 0<br>LOB: 0<br>BB: 0<br>P: 3 | R: 0<br>E: 0<br>K: 1<br>S: 5 | H: 0<br>LOB: 0<br>BB: 0<br>P: 5 | R: 0<br>E: 0<br>K: 2<br>S: 7 | H: 0<br>LOB: 0<br>BB: 0<br>P: 7 | R: 0<br>E: 0<br>K: 1<br>S: 5 | H: 0<br>LOB: 0<br>BB: 0<br>P: 5 | R: 0<br>E: 0<br>K: 1<br>S: 4 | H: 1<br>LOB: 1<br>BB: 0<br>P: 4 | R: 0<br>E: 0<br>K: 1<br>S: 6   | H: 2<br>LOB: 1<br>BB: 0<br>P: 6 | R: 0<br>E: 0<br>K: 1<br>S: 5 | H: 0<br>LOB: 0<br>BB: 0<br>P: 5 | 1B: 4<br>2B: 2<br>3B: 0<br>HR: 0 | SF: 0<br>SAC: 0<br>DP: 0<br>HBP: 0 | WP: 1<br>PB: 0<br>SB: 0<br>CS: 0 | PA: 32 |  |    |     |    |   |   |    |    |    |     |     |     |    |    |   |   |     |      |  |  |
| <b>PITCHER</b><br>Juan Marichal, R (1, 1)<br>ERA: 1.95 | IP<br>9.0                    | WLS<br>W                        | BF<br>32                     | H<br>6                          | R<br>1                       | ER<br>1                         | SO<br>8                      | BB<br>0                         | IBB<br>0                     | HBP<br>0                        | BLK<br>0   | WP<br>1                         | HR<br>0                      | S<br>48                         | P<br>48                          | ERA<br>1.00                        | WHIP<br>0.667                    |        |  |    |     |    |   |   |    |    |    |     |     |     |    |    |   |   |     |      |  |  |
| <b>PITCHER</b>   |                              |                                 |                              |                                 |                              |                                 |                              |                                 |                              |                                 |  |                                 |                              |                                 |                                  |                                    |                                  |        |  | IP | WLS | BF | H | R | ER | SO | BB | IBB | HBP | BLK | WP | HR | S | P | ERA | WHIP |  |  |

**Pittsburgh Pirates @ San Francisco Giants**  
 Candlestick Park, San Francisco, CA  
 Mon Jul 25 1966, 6:33 AM EDT  
 Att: 22,191 - Unknown

|     |    |
|-----|----|
| AB  | 32 |
| R   | 1  |
| H   | 6  |
| RBI | 1  |
| BB  | 0  |
| SO  | 8  |
| LOB | 7  |





| Batter   | 1          | 2          | 3                   | 4          | 5          | 6                   | 7                  | 8                   | 9 |
|--|------------|------------|---------------------|------------|------------|---------------------|--------------------|---------------------|---|
| Tito Fuentes, S<br>OBP: 0.285, SLG: 0.336 (1, 6)   | 0-0<br>G3  |            | 0-0<br>G6-4-3<br>1B |            |            | 0-0<br>F8           |                    | 0-0<br>E1           |   |
| Hal Lanier, R<br>OBP: 0.233, SLG: 0.262 (1, 4)     | 0-0<br>5-3 |            | 0-0<br>G6-4-3<br>1B |            |            | 0-0<br>E3           |                    | 0-0<br>F7           |   |
| Willie Mays, R<br>OBP: 0.354, SLG: 0.549 (1, 8)    | 0-0<br>1B  |            | 0-0<br>F9           |            |            | 0-0<br>G4-6-3<br>1B |                    | 4-0<br>FC5-4<br>IBB |   |
| Jim Ray Hart, R<br>OBP: 0.345, SLG: 0.490 (1, 5)   | 0-3<br>K   |            |                     | 0-0<br>6-3 |            | 0-0<br>G4-6-3<br>1B |                    | 0-0<br>FC5-4        |   |
| Ozzie Virgil, R<br>OBP: 0.298, SLG: 0.444 (1, 2)   |            | 0-0<br>6-3 |                     | 0-0<br>6-3 |            |                     | 0-0<br>6-3         |                     |   |
| Willie McCovey, L<br>OBP: 0.379, SLG: 0.557 (1, 3) |            | 0-3<br>K   |                     | 0-0<br>L4  |            |                     | 0-0<br>FC1-6<br>1B |                     |   |
| Jesus Alou, R<br>OBP: 0.251, SLG: 0.268 (1, 7)     |            | 0-0<br>1-3 |                     |            | 0-0<br>5-3 |                     | 0-0<br>FC1-6<br>1B |                     |   |
| Ollie Brown, R<br>OBP: 0.277, SLG: 0.272 (1, 9)    |            |            | 0-0<br>SH<br>1B     |            | 0-0<br>F7  |                     | 0-0<br>1B          |                     |   |
| Juan Marichal, R<br>OBP: 0.257, SLG: 0.297 (1, 1)  |            |            | 0-0<br>SH<br>1B     |            | 0-0<br>F9  |                     |                    | 0-0<br>F8           |   |

| Inning Stats | R: 0 | H: 1 | E: 0 | LOB: 1 | K: 1 | BB: 0 | S: 6 | P: 6 |
|--------------|------|------|------|--------|------|-------|------|------|
|              | R: 0 | H: 0 | E: 0 | LOB: 0 | K: 1 | BB: 0 | S: 5 | P: 5 |
|              | R: 2 | H: 2 | E: 0 | LOB: 0 | K: 0 | BB: 0 | S: 5 | P: 5 |
|              | R: 0 | H: 0 | E: 0 | LOB: 0 | K: 0 | BB: 0 | S: 3 | P: 3 |
|              | R: 0 | H: 0 | E: 0 | LOB: 0 | K: 0 | BB: 0 | S: 3 | P: 3 |
|              | R: 0 | H: 1 | E: 1 | LOB: 1 | K: 0 | BB: 0 | S: 4 | P: 4 |
|              | R: 0 | H: 2 | E: 0 | LOB: 2 | K: 0 | BB: 0 | S: 4 | P: 4 |
|              | R: 0 | H: 1 | E: 1 | LOB: 2 | K: 0 | BB: 1 | S: 4 | P: 8 |

| PITCHER                              | IP  | WLS | BF | H | R | ER | SO | BB | IBB | HBP | BLK | WP | HR | S  | P  | ERA  | WHIP  |
|--------------------------------------|-----|-----|----|---|---|----|----|----|-----|-----|-----|----|----|----|----|------|-------|
| Woodie Fryman, L<br>ERA: 2.52 (1, 1) | 5.0 | L   | 18 | 3 | 2 | 2  | 2  | 0  | 0   | 0   | 0   | 0  | 0  | 22 | 22 | 3.60 | 0.600 |
| Al McBean, R<br>ERA: 3.29 (6, 1)     | 2.0 |     | 8  | 3 | 0 | 0  | 0  | 0  | 0   | 0   | 0   | 0  | 0  | 8  | 8  | 0.00 | 1.500 |
| Roy Face, R<br>ERA: 2.63 (8, 1)      | 1.0 |     | 5  | 1 | 0 | 0  | 0  | 0  | 1   | 0   | 0   | 0  | 0  | 4  | 8  | 0.00 | 1.000 |

**AB R H RBI BB SO LOB**

**4 0 2 1 0 0 0**

**4 0 0 0 0 0 2**

**3 0 2 0 1 0 0**

**4 0 0 0 0 1 5**

**3 0 0 0 0 0 0**

**3 0 1 0 0 1 0**

**3 0 0 0 0 0 1**

**3 1 2 0 0 0 0**

**2 1 0 0 0 0 0**

**AB 29**

**R 2**

**H 7**

**RBI 1**

**BB 1**

**SO 2**

**LOB 8**

**WP: 0 PA: 31**

**PB: 0**

**SB: 0**

**CS: 0**

**1B: 7 SF: 0**

**2B: 0 SAC: 1**

**3B: 0 DP: 2**

**HR: 0 HBP: 0**

**WP: 0 PA: 31**

**ERA WHIP**

**Pittsburgh Pirates @ San Francisco Giants**

**Candlestick Park, San Francisco, CA**

**Mon Jul 25 1966, 6:33 AM EDT**

**Att. 22,191 - Unknown**

**GIANTS**

| Batter  | 1   | 2   | 3   | 4   | 5   | 6   | 7   | 8   | 9   | AB R H RBI BB SO LOB  | TOP  |   |
|---|---|---|---|---|---|---|---|---|---|---|--|---|
| <b>Matty Alou, L</b> (1, 8)<br><small>OBP: 0.374, SLG: 0.443</small><br><b>Bob Bailey, R</b> (7, PH)<br><small>OBP: 0.333, SLG: 0.412</small><br><b>Billy O'Dell, S</b> (7, 1)<br><small>OBP: 0.167, SLG: 0.167</small><br><b>Pete Mikkelsen, R</b> (7, 1)<br><small>OBP: 0.273, SLG: 0.200</small><br><b>Bob Purkey, R</b> (8, 1)  | 0-0<br><b>F2</b><br>                                  |   | 0-0<br><b>F8</b><br>                                |   |   | 0-0<br><b>4-3</b><br>                               | 0-3<br><b>K</b><br>                                 |   |   | 3 0 0 0 0 0 0<br>1 0 0 0 0 0 1<br>0 0 0 0 0 0 0<br>0 0 0 0 0 0 0<br>0 0 0 0 0 0 0 | <b>Pittsburgh Pirates @ San Francisco Giants</b><br>Candlestick Park, San Francisco, CA<br>Tue Jul 26 1966, 6:33 AM EDT<br>Att. 21,786 - Unknown<br><a href="http://livebaseballscorecards.com">livebaseballscorecards.com</a> |   |
| <b>Gene Alley, R</b> (1, 6)<br><small>OBP: 0.310, SLG: 0.393</small>  | 0-0<br><b>1B</b>                                      |   |   | 0-0<br><b>F9</b><br>                                |   | 0-0<br><b>E7</b><br><b>HR</b><br><b>1B</b>          | 0-0<br><b>F8</b><br>                                |   |   | 4 1 2 0 0 0 2   |  |   |
| <b>Roberto Clemente, R</b> (1, 9)<br><small>OBP: 0.370, SLG: 0.548</small>  | 0-0<br><b>1-3</b><br>                                 |   |   | 0-0<br><b>E6</b><br><b>1B</b>                       |   | 0-0<br><b>HR</b>                                    |   | 0-3<br><b>K</b><br>                                 |   | 4 1 1 2 0 1 1   |  |   |
| <b>Willie Stargell, L</b> (1, 7)<br><small>OBP: 0.393, SLG: 0.615</small>   | 0-3<br><b>K</b><br>                                   |   |   | 0-0<br><b>F6</b><br>                                |   | 0-3<br><b>K</b><br>                                 |   | 0-0<br><b>F4</b><br>                                |   | 4 0 0 0 0 2 2   |  |   |
| <b>Jose Pagan, R</b> (1, 5)<br><small>OBP: 0.296, SLG: 0.422</small>  |   | 0-0<br><b>F8</b><br>                                |   | 0-0<br><b>1B</b>                                    |   | 0-0<br><b>F7</b><br>                                |   | 0-0<br><b>6-3</b><br>                               |   | 4 0 1 0 0 0 0   |  |   |
| <b>Donn Clendenon, R</b> (1, 3)<br><small>OBP: 0.356, SLG: 0.513</small>  |   | 0-0<br><b>4-3</b><br>                               |   | 0-3<br><b>K</b><br>                                 |   |   | 0-0<br><b>HBP</b><br><b>1B</b>                      |   | 0-0<br><b>6-3</b><br>                               |   |  | 4 1 1 0 0 1 2   |
| <b>Jim Pagliaroni, R</b> (1, 2)<br><small>OBP: 0.343, SLG: 0.401</small>  |   | 0-0<br><b>F6</b><br>                                |   |   | 0-0<br><b>1B</b>                                    |   | 1-0<br><b>HBP</b>                                   |   | 0-0<br><b>E5</b><br>                                |   |  | 3 0 1 0 0 0 0   |
| <b>Bill Mazaroski, R</b> (1, 4)<br><small>OBP: 0.305, SLG: 0.380</small>  |   |   | 0-3<br><b>K</b><br>                                 |   | 0-0<br><b>G5-4-3</b><br>                            |   | 0-0<br><b>1B</b>                                    |   | 0-0<br><b>G5-4-3</b><br>                            |   |  | 4 0 1 1 0 1 2   |
| <b>Steve Blass, R</b> (1, 1)<br><small>OBP: 0.209, SLG: 0.222</small><br><b>Jesse Gonder, L</b> (3, PH)<br><small>OBP: 0.200, SLG: 0.353</small><br><b>Al McBean, R</b> (3, 1)<br><small>OBP: 0.111, SLG: 0.111</small><br><b>Jerry Lynch, L</b> (7, PH)<br><small>OBP: 0.317, SLG: 0.289</small><br><b>Manny Mota, R</b> (7, 8)<br><small>OBP: 0.384, SLG: 0.508</small> |   |   | 0-0<br><b>G6-3</b><br>                              |   | 0-0<br><b>G3</b><br>                                |   | 0-0<br><b>F3</b><br>                                |   |   | 0 0 0 0 0 0 0<br>1 0 0 0 0 0 1<br>1 0 0 0 0 0 0<br>0 0 0 0 0 0 0<br>1 0 0 0 0 0 2 |  |   |
| <b>Inning Stats</b>   | R: 0 H: 1<br>E: 0 LOB: 1<br>K: 1 BB: 0<br>S: 6 P: 6   | R: 0 H: 0<br>E: 0 LOB: 0<br>K: 0 BB: 0<br>S: 3 P: 3 | R: 0 H: 0<br>E: 0 LOB: 0<br>K: 1 BB: 0<br>S: 5 P: 5 | R: 0 H: 1<br>E: 1 LOB: 2<br>K: 1 BB: 0<br>S: 7 P: 7 | R: 0 H: 1<br>E: 0 LOB: 0<br>K: 0 BB: 0<br>S: 3 P: 3 | R: 2 H: 2<br>E: 1 LOB: 0<br>K: 1 BB: 0<br>S: 7 P: 7 | R: 1 H: 2<br>E: 0 LOB: 2<br>K: 1 BB: 0<br>S: 7 P: 8 | R: 0 H: 0<br>E: 0 LOB: 0<br>K: 1 BB: 0<br>S: 5 P: 5 | R: 0 H: 0<br>E: 1 LOB: 0<br>K: 0 BB: 0<br>S: 3 P: 3 | 1B: 6 SF: 0<br>2B: 0 SAC: 0<br>3B: 0 DP: 3<br>HR: 1 HBP: 1                        |  | WP: 1 PA: 35<br>PB: 0<br>SB: 0<br>CS: 0                                 |
| <b>PITCHER</b><br><b>Gaylord Perry, R</b> (1, 1)<br><small>ERA: 2.69</small><br><b>Bill Henry, L</b> (7, 1)<br><small>ERA: 1.5</small><br><b>Lindy McDaniel, R</b> (7, 1)<br><small>ERA: 3.18</small>   | IP WLS BF H R ER SO BB IBB HBP BLK WP HR S P ERA WHIP |   |   |   |   |   |   |   |   |   |  | <b>PITCHER</b><br>IP WLS BF H R ER SO BB IBB HBP BLK WP HR S P ERA WHIP |



| Batter   | 1              | 2       | 3 | 4 | 5         | 6 | 7                 | 8              | 9 | AB | R | H | RBI | BB | SO | LOB |
|--|----------------|---------|---|---|-----------|---|-------------------|----------------|---|----|---|---|-----|----|----|-----|
| Tito Fuentes, S<br>OBP: 0.287, SLG: 0.344 (1, 6)   | 0-0 F7         | 0-0 2B  |   |   | 0-0 5-3   |   | 0-0 BB SF8 2B     | 0-0 F2         |   | 5  | 1 | 2 | 1   | 0  | 0  | 1   |
| Jim Davenport, R<br>OBP: 0.317, SLG: 0.408 (1, 5)  | 0-0 F7         | 0-0 1-3 |   |   | 0-0 E 1B  |   | 0-0 5-3           | 0-0 F8         |   | 5  | 1 | 1 | 0   | 0  | 0  | 3   |
| Willie Mays, R<br>OBP: 0.356, SLG: 0.546 (1, 8)    | 4-0 BB HR BB   |         |   |   | 0-0 E9 1B |   | 4-0 SF8 BB 1B BB  |                |   | 2  | 2 | 0 | 0   | 2  | 0  | 0   |
| Willie McCovey, L<br>OBP: 0.380, SLG: 0.553 (1, 3) | 4-0 1-2 HR BB  |         |   |   | 0-0 4-3   |   | 4-0 1B 1-2 2-3 BB |                |   | 2  | 1 | 0 | 0   | 2  | 0  | 1   |
| Jim Ray Hart, R<br>OBP: 0.344, SLG: 0.497 (1, 7)   | 0-0 1-H 2-H HR |         |   |   | 0-0 F8    |   | 0-0 6-3           | 0-0 SF8        |   | 3  | 1 | 1 | 4   | 0  | 0  | 0   |
| Tom Haller, L<br>OBP: 0.307, SLG: 0.466 (1, 2)     | 0-3 K          |         |   |   | 0-0 3-1   |   | 0-0 F5            | 0-0 1-3 3-H 1B |   | 4  | 0 | 1 | 1   | 0  | 1  | 0   |
| Ollie Brown, R<br>OBP: 0.276, SLG: 0.276 (1, 9)    |                |         |   |   | 0-0 F8    |   | 0-0 1B 2B         | 0-3 K          |   | 4  | 1 | 1 | 0   | 0  | 2  | 2   |
| Hal Lanier, R<br>OBP: 0.240, SLG: 0.269 (1, 4)     |                |         |   |   | 0-0 F9    |   | 0-0 2-H 1B 1B     | 0-0 SH1-4 1B   |   | 4  | 1 | 3 | 1   | 0  | 0  | 0   |
| Gaylord Perry, R<br>OBP: 0.245, SLG: 0.265 (1, 1)  |                |         |   |   |           |   | 0-0 G3            | 0-0 SH1-4      |   | 3  | 0 | 1 | 0   | 0  | 1  | 1   |
| Bill Henry, L<br>OBP: 0.100, SLG: 0.100 (7, 1)     |                |         |   |   |           |   | 0-0 2-H 1B        |                |   | 0  | 0 | 0 | 0   | 0  | 0  | 0   |
| Lindy McDaniel, R<br>OBP: 0.100, SLG: 0.100 (7, 1) |                |         |   |   |           |   |                   |                |   | 0  | 0 | 0 | 0   | 0  | 0  | 0   |

| Inning Stats | R: 3 | H: 1 | E: 0 | K: 1 | S: 6 | LOB: 0 | BB: 2 | P: 14 | R: 1 | H: 2 | E: 0 | K: 2 | S: 9 | LOB: 1 | BB: 0 | P: 9 | R: 0 | H: 0 | E: 0 | K: 0 | S: 3 | LOB: 0 | BB: 0 | P: 3 | R: 0 | H: 0 | E: 0 | K: 0 | S: 3 | LOB: 0 | BB: 0 | P: 3 | R: 1 | H: 1 | E: 1 | K: 0 | S: 5 | LOB: 1 | BB: 0 | P: 5 | R: 1 | H: 3 | E: 0 | K: 1 | S: 5 | LOB: 2 | BB: 0 | P: 5 | R: 2 | H: 2 | E: 0 | K: 1 | S: 7 | LOB: 2 | BB: 2 | P: 15 | R: 0 | H: 1 | E: 0 | K: 0 | S: 4 | LOB: 1 | BB: 0 | P: 4 |
|--------------|------|------|------|------|------|--------|-------|-------|------|------|------|------|------|--------|-------|------|------|------|------|------|------|--------|-------|------|------|------|------|------|------|--------|-------|------|------|------|------|------|------|--------|-------|------|------|------|------|------|------|--------|-------|------|------|------|------|------|------|--------|-------|-------|------|------|------|------|------|--------|-------|------|
|--------------|------|------|------|------|------|--------|-------|-------|------|------|------|------|------|--------|-------|------|------|------|------|------|------|--------|-------|------|------|------|------|------|------|--------|-------|------|------|------|------|------|------|--------|-------|------|------|------|------|------|------|--------|-------|------|------|------|------|------|------|--------|-------|-------|------|------|------|------|------|--------|-------|------|

| PITCHER                               | IP  | WLS | BF | H | R | ER | SO | BB | IBB | HBP | BLK | WP | HR | S  | P  | ERA   | WHIP  |
|---------------------------------------|-----|-----|----|---|---|----|----|----|-----|-----|-----|----|----|----|----|-------|-------|
| Steve Blass, R<br>ERA: 3.73 (1, 1)    | 2.0 | L   | 11 | 3 | 4 | 4  | 3  | 2  | 0   | 0   | 0   | 0  | 1  | 15 | 23 | 18.00 | 2.500 |
| Al McBean, R<br>ERA: 3.22 (3, 1)      | 4.0 |     | 16 | 4 | 2 | 1  | 0  | 0  | 0   | 0   | 0   | 0  | 0  | 16 | 16 | 2.25  | 1.000 |
| Billy O'Dell, L<br>ERA: 2.87 (7, 1)   | 0.1 |     | 4  | 1 | 2 | 2  | 0  | 2  | 0   | 0   | 0   | 0  | 0  | 2  | 10 | 54.00 | 9.000 |
| Pete Mikkelsen, R<br>ERA: 3.47 (7, 1) | 0.2 |     | 3  | 1 | 0 | 0  | 1  | 0  | 0   | 0   | 0   | 0  | 0  | 5  | 5  | 0.00  | 1.500 |
| Bob Purkey, R<br>ERA: 1.37 (8, 1)     | 1.0 |     | 4  | 1 | 0 | 0  | 0  | 0  | 0   | 0   | 0   | 0  | 0  | 4  | 4  | 0.00  | 1.000 |


**BOTTOM**

**Pittsburgh Pirates @ San Francisco Giants**  
Candlestick Park, San Francisco, CA

Tue Jul 26 1966, 6:33 AM EDT  
Att. 21,786 - Unknown

|     |    |
|-----|----|
| AB  | 32 |
| R   | 8  |
| H   | 10 |
| RBI | 7  |
| BB  | 4  |
| SO  | 4  |
| LOB | 8  |

livebaseballscorecards.com



|       |        |
|-------|--------|
| WP: 0 | PA: 38 |
| PB: 0 |        |
| SB: 0 |        |
| CS: 0 |        |

| Batter   | 1   | 2                                | 3                            | 4                               | 5                            | 6                               | 7                            | 8                                | 9                            | AB R H RBI BB SO LOB            | TOP  |                                 |                              |                                 |                              |                                 |                              |                                 |                                  |                                    |                                  |        |  |  |  |  |  |  |  |  |  |  |  |  |  |  |  |
|--|---|----------------------------------|------------------------------|---------------------------------|------------------------------|---------------------------------|------------------------------|----------------------------------|------------------------------|---------------------------------|--|---------------------------------|------------------------------|---------------------------------|------------------------------|---------------------------------|------------------------------|---------------------------------|----------------------------------|------------------------------------|----------------------------------|--------|--|--|--|--|--|--|--|--|--|--|--|--|--|--|--|
| Matty Alou, L (1, 8)<br>OBP: 0.374, SLG: 0.446       | 0-3<br>K  |                                  | 0-0<br>5-3                   |                                 | 0-0<br>HR<br>2B              |                                 | 0-0<br>G6-4-3<br>1B          |                                  | 0-3<br>K                     | 5 1 2 0 0 2 1                   | <b>Pittsburgh Pirates @ San Francisco Giants</b><br>Candlestick Park, San Francisco, CA<br>Wed Jul 27 1966, 6:33 AM EDT<br>Att. 22,154 - Unknown<br><a href="http://livebaseballscorecards.com">livebaseballscorecards.com</a> |                                 |                              |                                 |                              |                                 |                              |                                 |                                  |                                    |                                  |        |  |  |  |  |  |  |  |  |  |  |  |  |  |  |  |
| Gene Alley, R (1, 6)<br>OBP: 0.311, SLG: 0.405       | 0-0<br>2B   |                                  | 0-0<br>5-3                   |                                 | 0-0<br>HR                    |                                 | 0-0<br>G6-4-3<br>1-2f        |                                  | 0-0<br>F4                    | 5 1 2 2 0 0 2                   |  |                                 |                              |                                 |                              |                                 |                              |                                 |                                  |                                    |                                  |        |  |  |  |  |  |  |  |  |  |  |  |  |  |  |  |
| Roberto Clemente, R (1, 9)<br>OBP: 0.369, SLG: 0.545 | 0-3<br>K  |                                  |                              | 0-0<br>4-3                      | 0-0<br>1B                    |                                 |                              | 0-0<br>4-3                       |                              | 4 0 1 0 0 1 1                   |  |                                 |                              |                                 |                              |                                 |                              |                                 |                                  |                                    |                                  |        |  |  |  |  |  |  |  |  |  |  |  |  |  |  |  |
| Willie Stargell, L (1, 7)<br>OBP: 0.392, SLG: 0.611  | 0-3<br>K  |                                  |                              | 0-0<br>F5                       | 0-0<br>G3                    |                                 |                              | 0-0<br>G6-4-3<br>1B              |                              | 4 0 1 0 0 1 2                   |  |                                 |                              |                                 |                              |                                 |                              |                                 |                                  |                                    |                                  |        |  |  |  |  |  |  |  |  |  |  |  |  |  |  |  |
| Jose Pagan, R (1, 5)<br>OBP: 0.296, SLG: 0.418       |   | 0-0<br>F7                        |                              | 1-0<br>BB<br>HBP                |                              | 0-0<br>F4                       |                              | 0-0<br>G6-4-3<br>1-2f            |                              | 3 0 0 0 0 0 1                   |  |                                 |                              |                                 |                              |                                 |                              |                                 |                                  |                                    |                                  |        |  |  |  |  |  |  |  |  |  |  |  |  |  |  |  |
| Donn Clendenon, R (1, 3)<br>OBP: 0.363, SLG: 0.527   |   | 0-0<br>HR                        |                              | 4-0<br>1-2<br>BB                |                              | 0-0<br>5-3<br>1B                |                              | 0-0<br>E5<br>SH<br>1B            |                              | 3 2 3 1 1 0 0                   |  |                                 |                              |                                 |                              |                                 |                              |                                 |                                  |                                    |                                  |        |  |  |  |  |  |  |  |  |  |  |  |  |  |  |  |
| Jim Pagliaroni, R (1, 2)<br>OBP: 0.340, SLG: 0.396   |   | 0-3<br>K                         |                              | 0-3<br>K                        |                              | 0-0<br>5-3                      |                              | 0-0<br>SH<br>1B<br>SF8           |                              | 3 0 0 0 0 2 3                   |  |                                 |                              |                                 |                              |                                 |                              |                                 |                                  |                                    |                                  |        |  |  |  |  |  |  |  |  |  |  |  |  |  |  |  |
| Gene Michael, S (9, PR)<br>OBP: 0.125, SLG: 0.188    |   |                                  |                              |                                 |                              | 1-2                             |                              |                                  |                              | 0 1 0 0 0 0 0                   |  |                                 |                              |                                 |                              |                                 |                              |                                 |                                  |                                    |                                  |        |  |  |  |  |  |  |  |  |  |  |  |  |  |  |  |
| Jerry May, R (9, 2)<br>OBP: 0.261, SLG: 0.276        |   |                                  |                              |                                 |                              | 0-0<br>5-3                      |                              |                                  |                              | 0 0 0 0 0 0 0                   |  |                                 |                              |                                 |                              |                                 |                              |                                 |                                  |                                    |                                  |        |  |  |  |  |  |  |  |  |  |  |  |  |  |  |  |
| Bill Mazeroski, R (1, 4)<br>OBP: 0.304, SLG: 0.378   |   | 0-3<br>K                         |                              |                                 | 0-0<br>F8                    | 0-0<br>4-3                      |                              | 0-0<br>1-3<br>1B                 |                              | 4 0 1 1 0 1 1                   |  |                                 |                              |                                 |                              |                                 |                              |                                 |                                  |                                    |                                  |        |  |  |  |  |  |  |  |  |  |  |  |  |  |  |  |
| Tommie Sisk, R (1, 1)<br>OBP: 0.250, SLG: 0.143      |   |                                  | 0-3<br>K                     |                                 | 0-3<br>K                     |                                 | 0-0<br>G3                    |                                  | 0-0<br>SF8                   | 2 0 0 0 0 2 0                   |  |                                 |                              |                                 |                              |                                 |                              |                                 |                                  |                                    |                                  |        |  |  |  |  |  |  |  |  |  |  |  |  |  |  |  |
| Billy O'Dell, S (5, 1)<br>OBP: 0.167, SLG: 0.167     |   |                                  |                              |                                 |                              |                                 |                              |                                  |                              | 0 0 0 0 0 0 0                   |  |                                 |                              |                                 |                              |                                 |                              |                                 |                                  |                                    |                                  |        |  |  |  |  |  |  |  |  |  |  |  |  |  |  |  |
| Jerry Lynch, L (7, PH)<br>OBP: 0.310, SLG: 0.282     |   |                                  |                              |                                 |                              |                                 |                              |                                  |                              | 1 0 0 0 0 0 0                   |  |                                 |                              |                                 |                              |                                 |                              |                                 |                                  |                                    |                                  |        |  |  |  |  |  |  |  |  |  |  |  |  |  |  |  |
| Pete Mikkelsen, R (7, 1)<br>OBP: 0.273, SLG: 0.200   |   |                                  |                              |                                 |                              |                                 |                              |                                  |                              | 0 0 0 0 0 0 0                   |  |                                 |                              |                                 |                              |                                 |                              |                                 |                                  |                                    |                                  |        |  |  |  |  |  |  |  |  |  |  |  |  |  |  |  |
| Manny Mota, R (9, PH)<br>OBP: 0.352, SLG: 0.508      |   |                                  |                              |                                 |                              |                                 |                              |                                  |                              | 0 0 0 1 0 0 0                   |  |                                 |                              |                                 |                              |                                 |                              |                                 |                                  |                                    |                                  |        |  |  |  |  |  |  |  |  |  |  |  |  |  |  |  |
| Roy Face, R (9, 1)                                   |   |                                  |                              |                                 |                              |                                 |                              |                                  |                              | 0 0 0 0 0 0 0                   |  |                                 |                              |                                 |                              |                                 |                              |                                 |                                  |                                    |                                  |        |  |  |  |  |  |  |  |  |  |  |  |  |  |  |  |
| <b>Inning Stats</b>                                  | R: 0<br>E: 0<br>K: 3<br>S: 10                         | H: 1<br>LOB: 1<br>BB: 0<br>P: 10 | R: 1<br>E: 0<br>K: 2<br>S: 8 | H: 1<br>LOB: 0<br>BB: 0<br>P: 8 | R: 0<br>E: 0<br>K: 1<br>S: 5 | H: 0<br>LOB: 0<br>BB: 0<br>P: 5 | R: 0<br>E: 0<br>K: 1<br>S: 5 | H: 0<br>LOB: 2<br>BB: 1<br>P: 10 | R: 2<br>E: 0<br>K: 1<br>S: 8 | H: 3<br>LOB: 1<br>BB: 0<br>P: 8 | R: 0<br>E: 0<br>K: 0<br>S: 4   | H: 1<br>LOB: 1<br>BB: 0<br>P: 4 | R: 0<br>E: 0<br>K: 0<br>S: 3 | H: 1<br>LOB: 0<br>BB: 0<br>P: 3 | R: 0<br>E: 0<br>K: 0<br>S: 3 | H: 1<br>LOB: 0<br>BB: 0<br>P: 3 | R: 2<br>E: 2<br>K: 1<br>S: 8 | H: 2<br>LOB: 1<br>BB: 0<br>P: 8 | 1B: 6<br>2B: 2<br>3B: 0<br>HR: 2 | SF: 1<br>SAC: 1<br>DP: 2<br>HBP: 1 | WP: 0<br>PB: 0<br>SB: 0<br>CS: 0 | PA: 38 |  |  |  |  |  |  |  |  |  |  |  |  |  |  |  |
| <b>PITCHER</b>                                       | IP WLS BF H R ER SO BB IBB HBP BLK WP HR S P ERA WHIP |                                  |                              |                                 |                              |                                 |                              |                                  |                              |                                 |  |                                 |                              |                                 |                              |                                 |                              |                                 |                                  |                                    |                                  |        |  |  |  |  |  |  |  |  |  |  |  |  |  |  |  |
| Bobby Bolin, R (1, 1)<br>ERA: 3.34                   | 5.0   |                                  | 22                           | 5                               | 3                            | 3                               | 8                            | 1                                | 0                            | 1                               | 0  | 0                               | 2                            | 36                              | 41                           | 5.40                            | 1.200                        |                                 |                                  |                                    |                                  |        |  |  |  |  |  |  |  |  |  |  |  |  |  |  |  |
| Frank Linzy, R (6, 1)<br>ERA: 2.52                   | 3.0   | L                                | 13                           | 5                               | 2                            | 1                               | 0                            | 0                                | 0                            | 0                               | 0  | 0                               | 0                            | 13                              | 13                           | 3.00                            | 1.667                        |                                 |                                  |                                    |                                  |        |  |  |  |  |  |  |  |  |  |  |  |  |  |  |  |
| Lindy McDaniel, R (9, 1)<br>ERA: 3.13                | 1.0   |                                  | 3                            | 0                               | 0                            | 0                               | 1                            | 0                                | 0                            | 0                               | 0  | 0                               | 0                            | 5                               | 5                            | 0.00                            | 0.000                        |                                 |                                  |                                    |                                  |        |  |  |  |  |  |  |  |  |  |  |  |  |  |  |  |

|     |    |
|-----|----|
| AB  | 34 |
| R   | 5  |
| H   | 10 |
| RBI | 5  |
| BB  | 1  |
| SO  | 9  |
| LOB | 11 |



| Batter  | 1          | 2         | 3          | 4                             | 5                   | 6                | 7                  | 8                     | 9         | AB | R | H | RBI | BB | SO | LOB |
|---|------------|-----------|------------|-------------------------------|---------------------|------------------|--------------------|-----------------------|-----------|----|---|---|-----|----|----|-----|
| Tito Fuentes, S (1, 6)<br>OBP: 0.286, SLG: 0.343<br>Len Gabrielson, L (9, PH)<br>OBP: 0.277, SLG: 0.295   | 0-0<br>F8  |           | 0-0<br>6-3 |                               | 0-0<br>G5-4-3<br>1B |                  | 0-0<br>5-3         |                       | 0-0<br>F8 | 4  | 0 | 1 | 1   | 0  | 0  | 0   |
| Jim Davenport, R (1, 5)<br>OBP: 0.315, SLG: 0.403   | 0-0<br>5-3 |           |            | 0-0<br>F8                     | 0-0<br>G5-4-3<br>1B |                  | 0-0<br>BB<br>1B    |                       | 0-3<br>K  | 5  | 0 | 1 | 0   | 0  | 1  | 1   |
| Willie Mays, R (1, 8)<br>OBP: 0.355, SLG: 0.543   | 0-0<br>5-3 |           |            | 0-0<br>E6<br>E                | 0-0<br>1B           |                  | 0-0<br>F7          |                       |           | 4  | 1 | 1 | 0   | 0  | 0  | 1   |
| Willie McCovey, L (1, 3)<br>OBP: 0.385, SLG: 0.553  |            | 0-0<br>1B |            | 4-0<br>E<br>BB                | 0-3<br>K            |                  | 4-0<br>FC6-4<br>BB |                       |           | 2  | 0 | 1 | 0   | 2  | 1  | 1   |
| Jim Ray Hart, R (1, 7)<br>OBP: 0.343, SLG: 0.494  |            | 0-0<br>F8 |            | 0-0<br>E8<br>1-3<br>3-H<br>1B |                     | 0-0<br>F4        | 0-0<br>FC6-4       |                       |           | 4  | 0 | 1 | 1   | 0  | 0  | 3   |
| Tom Haller, L (1, 2)<br>OBP: 0.310, SLG: 0.465  |            | 0-0<br>F5 |            | 4-0<br>G6-4-3<br>IBB          |                     | 0-0<br>1B<br>1B  |                    | 0-3<br>K              |           | 3  | 0 | 1 | 0   | 1  | 1  | 1   |
| Ollie Brown, R (1, 9)<br>OBP: 0.276, SLG: 0.276   |            | 0-0<br>G3 |            | 0-0<br>G6-4-3<br>1-2f         |                     | 0-0<br>F6        |                    | 0-0<br>G6-4-3<br>1B   |           | 4  | 0 | 1 | 0   | 0  | 0  | 5   |
| Hal Lanier, R (1, 4)<br>OBP: 0.243, SLG: 0.272  |            |           | 0-0<br>4-3 |                               | 0-0<br>2B<br>1B     | 0-0<br>1-2<br>1B |                    | 0-0<br>G6-4-3<br>1-2f |           | 4  | 1 | 2 | 0   | 0  | 0  | 1   |
| Bobby Bolin, R (1, 1)<br>OBP: 0.262, SLG: 0.216<br>Bob Burda, L (5, PH)<br>OBP: 0.167, SLG: 0.250<br>Frank Linzy, R (6, 1)<br>OBP: 0.188, SLG: 0.313<br>Lindy McDaniel, R (9, 1)<br>OBP: 0.100, SLG: 0.100<br>Cap Peterson, R (9, PH)<br>OBP: 0.314, SLG: 0.357 |            |           | 0-0<br>F8  |                               | 0-0<br>G5-4-3<br>2B | 0-3<br>K         |                    | 0-0<br>5-3            |           | 1  | 0 | 0 | 0   | 0  | 0  | 0   |
|   |            |           |            |                               |                     |                  |                    |                       |           | 1  | 1 | 1 | 0   | 0  | 0  | 0   |
|   |            |           |            |                               |                     |                  |                    |                       |           | 1  | 0 | 0 | 0   | 0  | 1  | 2   |
|   |            |           |            |                               |                     |                  |                    |                       |           | 0  | 0 | 0 | 0   | 0  | 0  | 0   |
|   |            |           |            |                               |                     |                  |                    |                       |           | 1  | 0 | 0 | 0   | 0  | 0  | 0   |

| Inning Stats | R: 0 | H: 0 | E: 0 | K: 0 | S: 3 | H: 0 | LOB: 0 | BB: 0 | P: 3 | R: 0 | H: 1 | E: 0 | K: 0 | S: 4 | H: 0 | LOB: 1 | BB: 0 | P: 4 | R: 0 | H: 0 | E: 0 | K: 0 | S: 3 | H: 1 | LOB: 0 | BB: 0 | P: 3 | R: 1 | H: 1 | E: 2 | K: 0 | S: 4 | H: 4 | LOB: 1 | BB: 0 | P: 8 | R: 0 | H: 2 | E: 0 | K: 1 | S: 7 | H: 2 | LOB: 2 | BB: 0 | P: 7 | R: 0 | H: 1 | E: 0 | K: 0 | S: 4 | H: 1 | LOB: 2 | BB: 1 | P: 8 | R: 0 | H: 1 | E: 0 | K: 1 | S: 5 | H: 1 | LOB: 0 | BB: 0 | P: 5 | R: 0 | H: 0 | E: 0 | K: 1 | S: 5 | H: 0 | LOB: 0 | BB: 0 | P: 5 | 1B: 9 | SF: 0 | 2B: 1 | SAC: 0 | 3B: 0 | DP: 3 | HR: 0 | HBP: 0 | WP: 0 | PA: 38 |
|--------------|------|------|------|------|------|------|--------|-------|------|------|------|------|------|------|------|--------|-------|------|------|------|------|------|------|------|--------|-------|------|------|------|------|------|------|------|--------|-------|------|------|------|------|------|------|------|--------|-------|------|------|------|------|------|------|------|--------|-------|------|------|------|------|------|------|------|--------|-------|------|------|------|------|------|------|------|--------|-------|------|-------|-------|-------|--------|-------|-------|-------|--------|-------|--------|
|--------------|------|------|------|------|------|------|--------|-------|------|------|------|------|------|------|------|--------|-------|------|------|------|------|------|------|------|--------|-------|------|------|------|------|------|------|------|--------|-------|------|------|------|------|------|------|------|--------|-------|------|------|------|------|------|------|------|--------|-------|------|------|------|------|------|------|------|--------|-------|------|------|------|------|------|------|------|--------|-------|------|-------|-------|-------|--------|-------|-------|-------|--------|-------|--------|

| PITCHER                               | IP  | WLS | BF | H | R | ER | SO | BB | IBB | HBP | BLK | WP | HR | S  | P  | ERA  | WHIP  |
|---------------------------------------|-----|-----|----|---|---|----|----|----|-----|-----|-----|----|----|----|----|------|-------|
| Tommie Sisk, R (1, 1)<br>ERA: 4.63    | 4.2 |     | 21 | 6 | 3 | 2  | 0  | 1  | 1   | 0   | 0   | 0  | 0  | 19 | 27 | 3.86 | 1.500 |
| Billy O'Dell, L (5, 1)<br>ERA: 2.81   | 1.1 |     | 6  | 2 | 0 | 0  | 2  | 0  | 0   | 0   | 0   | 0  | 0  | 10 | 10 | 0.00 | 1.500 |
| Pete Mikkelsen, R (7, 1)<br>ERA: 3.38 | 2.0 | W   | 8  | 2 | 0 | 0  | 1  | 1  | 0   | 0   | 0   | 0  | 0  | 9  | 13 | 0.00 | 1.500 |
| Roy Face, R (9, 1)<br>ERA: 2.57       | 1.0 | S   | 3  | 0 | 0 | 0  | 1  | 0  | 0   | 0   | 0   | 0  | 0  | 5  | 5  | 0.00 | 0.000 |


**BOTTOM**

**Pittsburgh Pirates @ San Francisco Giants**  
Candlestick Park, San Francisco, CA

Wed Jul 27 1966, 6:33 AM EDT  
Att. 22,154 - Unknown

|            |           |
|------------|-----------|
| <b>AB</b>  | <b>35</b> |
| <b>R</b>   | <b>3</b>  |
| <b>H</b>   | <b>10</b> |
| <b>RBI</b> | <b>2</b>  |
| <b>BB</b>  | <b>3</b>  |
| <b>SO</b>  | <b>4</b>  |
| <b>LOB</b> | <b>15</b> |

livebaseballscorecards.com



| Batter  | 1                            |                                 | 2                            |                                 | 3                            |                                  | 4                            |                                  | 5                            |                                 | 6                            |                                 | 7                            |                                 | 8                            |                                 | 9                            |                                 | AB R H RBI BB SO LOB             | TOP                                |                                  |        |  |  |
|---|------------------------------|---------------------------------|------------------------------|---------------------------------|------------------------------|----------------------------------|------------------------------|----------------------------------|------------------------------|---------------------------------|------------------------------|---------------------------------|------------------------------|---------------------------------|------------------------------|---------------------------------|------------------------------|---------------------------------|----------------------------------|------------------------------------|----------------------------------|--------|--|--|
| <b>Tito Fuentes, S</b><br>OBP: 0.292, SLG: 0.345<br>(1, 6)<br>(9, 4)  | 0-0<br>E<br>2B<br>1B         |                                 | 0-0<br>WP<br>1B              |                                 | 1-0<br>HBP                   |                                  | 0-0<br>F2                    |                                  | 0-0<br>F5                    |                                 | 0-0<br>F8                    |                                 | 0-0<br>F8                    |                                 | 0-0<br>HR                    |                                 | 4 1 2 0 0 0 3                |                                 |                                  |                                    |                                  |        |  |  |
| <b>Jim Davenport, R</b><br>OBP: 0.308, SLG: 0.394<br>(1, 5)<br>(9, 6) | 0-0<br>F8                    |                                 | 0-0<br>F9                    |                                 | 0-0<br>F9                    |                                  | 0-0<br>F8                    |                                  | 0-0<br>F8                    |                                 | 0-0<br>F8                    |                                 | 0-0<br>F8                    |                                 | 0-0<br>HR                    |                                 | 5 0 0 0 0 0 5                |                                 |                                  |                                    |                                  |        |  |  |
| <b>Willie Mays, R</b><br>OBP: 0.358, SLG: 0.551<br>(1, 8)             | 0-0<br>E8<br>2B<br>1B        |                                 | 4-0<br>BB                    |                                 | 1-2<br>BB                    |                                  | 0-0<br>1-3                   |                                  | 0-0<br>F9                    |                                 | 0-0<br>F9                    |                                 | 0-0<br>F9                    |                                 | 0-0<br>HR                    |                                 | 4 2 2 1 1 0 0                |                                 |                                  |                                    |                                  |        |  |  |
| <b>Willie McCovey, L</b><br>OBP: 0.382, SLG: 0.545<br>(1, 3)          | 0-3<br>K                     |                                 | 0-3<br>K                     |                                 | 0-3<br>K                     |                                  | 0-0<br>F6                    |                                  | 4-0<br>1B<br>BB              |                                 | 4-0<br>1B<br>BB              |                                 | 4-0<br>1B<br>BB              |                                 | 0-3<br>K                     |                                 | 4 0 0 0 1 3 4                |                                 |                                  |                                    |                                  |        |  |  |
| <b>Jim Ray Hart, R</b><br>OBP: 0.347, SLG: 0.499<br>(1, 7)            | 0-0<br>2B                    |                                 | 0-3<br>K                     |                                 | 0-3<br>K                     |                                  | 0-0<br>F3                    |                                  | 0-0<br>F3                    |                                 | 0-0<br>1B                    |                                 | 0-0<br>1B                    |                                 | 0-0<br>1B                    |                                 | 5 0 3 2 0 1 2                |                                 |                                  |                                    |                                  |        |  |  |
| <b>Tom Haller, L</b><br>OBP: 0.314, SLG: 0.475<br>(1, 2)              | 0-0<br>F7                    |                                 | 4-0<br>HR<br>BB              |                                 | 4-0<br>HR<br>BB              |                                  | 0-0<br>HR                    |                                  | 0-0<br>HR                    |                                 | 0-0<br>G3                    |                                 | 0-0<br>G3                    |                                 | 0-0<br>1B                    |                                 | 4 2 2 1 1 0 3                |                                 |                                  |                                    |                                  |        |  |  |
| <b>Ollie Brown, R</b><br>OBP: 0.278, SLG: 0.291<br>(1, 9)             |                              | 0-0<br>4-3                      |                              | 0-0<br>4-3                      |                              | 0-0<br>HR                        |                              | 0-0<br>HR                        |                              | 0-0<br>E6<br>FC4-6              |                              | 0-0<br>SH1-4<br>1B              |                              | 0-0<br>SH1-4<br>1B              |                              | 0-0<br>L3                       |                              | 5 1 2 2 0 0 2                   |                                  |                                    |                                  |        |  |  |
| <b>Hal Lanier, R</b><br>OBP: 0.241, SLG: 0.269<br>(1, 4)              |                              | 0-0<br>4-3                      |                              | 0-0<br>4-3                      |                              | 0-0<br>F3                        |                              | 0-0<br>F3                        |                              | 0-0<br>FC4-6                    |                              | 0-0<br>SH1-4                    |                              | 0-0<br>SH1-4                    |                              | 0-0<br>F8                       |                              | 3 0 0 0 0 0 1                   |                                  |                                    |                                  |        |  |  |
| <b>Ozzie Virgil, R</b><br>OBP: 0.292, SLG: 0.435<br>(9, PH)<br>(9, 5) |                              | 0-0<br>4-3                      |                              | 0-0<br>4-3                      |                              | 0-0<br>F3                        |                              | 0-0<br>F3                        |                              | 0-0<br>FC4-6                    |                              | 0-0<br>SH1-4                    |                              | 0-0<br>SH1-4                    |                              | 0-0<br>F8                       |                              | 1 0 0 0 0 0 2                   |                                  |                                    |                                  |        |  |  |
| <b>Ron Herbel, R</b><br>OBP: 0.057, SLG: 0.029<br>(1, 1)              |                              | 0-3<br>K                        |                              | 0-3<br>K                        |                              | 0-3<br>K                         |                              | 0-3<br>K                         |                              | 0-0<br>SH1-4                    |                              | 0-0<br>SH1-4                    |                              | 0-0<br>SH1-4                    |                              | 0-0<br>F8                       |                              | 1 0 0 0 0 1 0                   |                                  |                                    |                                  |        |  |  |
| <b>Lindy McDaniel, R</b><br>OBP: 0.091, SLG: 0.091<br>(3, 1)          |                              | 0-3<br>K                        |                              | 0-3<br>K                        |                              | 0-3<br>K                         |                              | 0-3<br>K                         |                              | 0-0<br>SH1-4                    |                              | 0-0<br>SH1-4                    |                              | 0-0<br>SH1-4                    |                              | 0-0<br>F8                       |                              | 1 0 0 0 0 1 0                   |                                  |                                    |                                  |        |  |  |
| <b>Bob Burda, L</b><br>OBP: 0.231, SLG: 0.250<br>(8, PH)              |                              | 0-3<br>K                        |                              | 0-3<br>K                        |                              | 0-3<br>K                         |                              | 0-3<br>K                         |                              | 0-0<br>SH1-4                    |                              | 0-0<br>SH1-4                    |                              | 0-0<br>SH1-4                    |                              | 0-0<br>F8                       |                              | 0 0 0 0 1 0 0                   |                                  |                                    |                                  |        |  |  |
| <b>Don Mason, L</b><br>OBP: 0.095, SLG: 0.238<br>(8, PR)              |                              | 0-3<br>K                        |                              | 0-3<br>K                        |                              | 0-3<br>K                         |                              | 0-3<br>K                         |                              | 0-0<br>SH1-4                    |                              | 0-0<br>SH1-4                    |                              | 0-0<br>SH1-4                    |                              | 0-0<br>F8                       |                              | 0 0 0 0 0 0 0                   |                                  |                                    |                                  |        |  |  |
| <b>Frank Linzy, R</b><br>OBP: 0.188, SLG: 0.313<br>(8, 1)             |                              | 0-3<br>K                        |                              | 0-3<br>K                        |                              | 0-3<br>K                         |                              | 0-3<br>K                         |                              | 0-0<br>SH1-4                    |                              | 0-0<br>SH1-4                    |                              | 0-0<br>SH1-4                    |                              | 0-0<br>F8                       |                              | 0 0 0 0 0 0 0                   |                                  |                                    |                                  |        |  |  |
| <b>Inning Stats</b>   | R: 2<br>E: 1<br>K: 1<br>S: 8 | H: 3<br>LOB: 1<br>BB: 0<br>P: 8 | R: 0<br>E: 0<br>K: 1<br>S: 5 | H: 0<br>LOB: 0<br>BB: 0<br>P: 5 | R: 0<br>E: 0<br>K: 2<br>S: 8 | H: 1<br>LOB: 2<br>BB: 1<br>P: 12 | R: 2<br>E: 0<br>K: 1<br>S: 6 | H: 1<br>LOB: 1<br>BB: 1<br>P: 11 | R: 0<br>E: 0<br>K: 0<br>S: 3 | H: 0<br>LOB: 0<br>BB: 0<br>P: 3 | R: 1<br>E: 1<br>K: 0<br>S: 5 | H: 1<br>LOB: 1<br>BB: 0<br>P: 5 | R: 0<br>E: 0<br>K: 0<br>S: 4 | H: 1<br>LOB: 2<br>BB: 1<br>P: 8 | R: 0<br>E: 0<br>K: 0<br>S: 4 | H: 1<br>LOB: 2<br>BB: 1<br>P: 8 | R: 1<br>E: 0<br>K: 1<br>S: 8 | H: 3<br>LOB: 2<br>BB: 0<br>P: 8 | 1B: 7<br>2B: 1<br>3B: 0<br>HR: 3 | SF: 0<br>SAC: 2<br>DP: 0<br>HBP: 1 | WP: 1<br>PB: 0<br>SB: 0<br>CS: 0 | PA: 44 |  |  |
| <b>PITCHER</b><br><b>Tony Cloninger, R</b><br>ERA: 4.65<br>(1, 1)     | IP: 7.0                      | WLS: 33                         | BF: 7                        | H: 5                            | R: 4                         | ER: 5                            | SO: 5                        | BB: 3                            | IBB: 0                       | HBP: 1                          | BLK: 0                       | WP: 1                           | HR: 2                        | S: 39                           | P: 52                        | ERA: 5.14                       | WHIP: 1.429                  |                                 |                                  |                                    |                                  |        |  |  |
| <b>Jay Ritchie, R</b><br>ERA: 2.25<br>(8, 1)                          | IP: 1.0                      | WLS: 6                          | BF: 2                        | H: 1                            | R: 1                         | ER: 1                            | SO: 0                        | BB: 1                            | IBB: 0                       | HBP: 0                          | BLK: 0                       | WP: 0                           | HR: 1                        | S: 5                            | P: 9                         | ERA: 9.00                       | WHIP: 3.000                  |                                 |                                  |                                    |                                  |        |  |  |
| <b>Dick Kelley, L</b><br>ERA: 12.0<br>(9, 1)                          | IP: 0.1                      | WLS: 1                          | BF: 0                        | H: 0                            | R: 0                         | ER: 0                            | SO: 1                        | BB: 0                            | IBB: 0                       | HBP: 0                          | BLK: 0                       | WP: 0                           | HR: 0                        | S: 3                            | P: 3                         | ERA: 0.00                       | WHIP: 0.000                  |                                 |                                  |                                    |                                  |        |  |  |
| <b>Ted Abernathy, R</b><br>ERA: 4.71<br>(9, 1)                        | IP: 0.2                      | WLS: W                          | BF: 4                        | H: 2                            | R: 0                         | ER: 0                            | SO: 0                        | BB: 0                            | IBB: 0                       | HBP: 0                          | BLK: 0                       | WP: 0                           | HR: 0                        | S: 4                            | P: 4                         | ERA: 0.00                       | WHIP: 3.000                  |                                 |                                  |                                    |                                  |        |  |  |

San Francisco Giants @ Atlanta Braves  
 Atlanta Stadium, Atlanta, GA  
 Fri Jul 29 1966, 7:05 PM EDT  
 Att: 31,069 - Unknown

AB 37  
 R 6  
 H 11  
 RBI 6  
 BB 4  
 SO 6  
 LOB 22



WP: 1 PA: 44  
 PB: 0  
 SB: 0  
 CS: 0

livebaseballscorecards.com

| Batter   | 1                  | 2         | 3         | 4 | 5          | 6                  | 7         | 8               | 9          | AB | R | H | RBI | BB | SO | LOB |
|--|--------------------|-----------|-----------|---|------------|--------------------|-----------|-----------------|------------|----|---|---|-----|----|----|-----|
| Felipe Alou, R<br>OBP: 0.351, SLG: 0.536 (1, 3)    | 0-0<br>4-3         |           | 0-0<br>1B |   |            | 0-0<br>4-3         |           | 0-0<br>1B       |            | 4  | 1 | 2 | 0   | 1  | 0  | 1   |
| Mack Jones, L<br>OBP: 0.328, SLG: 0.476 (1, 8)     | 0-0<br>G3          |           | 0-0<br>1B |   |            | 0-3<br>K           |           | 0-0<br>F9       |            | 5  | 0 | 1 | 0   | 0  | 1  | 2   |
| Hank Aaron, R<br>OBP: 0.370, SLG: 0.573 (1, 9)     | 0-0<br>FC6-4<br>1B |           | 0-0<br>1B |   |            | 0-0<br>FC4-6<br>1B |           | 0-0<br>F9       |            | 5  | 1 | 3 | 1   | 0  | 0  | 2   |
| Joe Torre, R<br>OBP: 0.368, SLG: 0.551 (1, 2)      | 0-0<br>FC6-4       |           | 0-0<br>F8 |   |            | 0-0<br>1B          |           | 0-0<br>E4<br>HR |            | 5  | 1 | 1 | 0   | 0  | 0  | 3   |
| Rico Carty, R<br>OBP: 0.388, SLG: 0.420 (1, 7)     |                    | 0-0<br>1B | 0-0<br>F9 |   |            | 0-0<br>4-3         |           | 0-0<br>HR       |            | 5  | 2 | 3 | 3   | 0  | 0  | 3   |
| Frank Bolling, R<br>OBP: 0.247, SLG: 0.270 (1, 4)  |                    | 0-0<br>F9 |           |   | 0-3<br>K   |                    | 0-0<br>F2 |                 | 0-0<br>F7  | 5  | 0 | 0 | 0   | 0  | 2  | 2   |
| Eddie Mathews, L<br>OBP: 0.315, SLG: 0.354 (1, 5)  |                    | 0-0<br>F9 |           |   | 0-0<br>F5  |                    | 0-0<br>2B | 0-0<br>1B       | 0-0<br>1B  | 4  | 1 | 2 | 0   | 1  | 0  | 1   |
| Denis Menke, R<br>OBP: 0.354, SLG: 0.394 (1, 6)    |                    | 0-0<br>G3 |           |   | 0-0<br>1B  |                    | 0-0<br>F5 | 0-0<br>1B       | 0-0<br>1B  | 5  | 0 | 3 | 1   | 0  | 0  | 2   |
| Tony Cloninger, R<br>OBP: 0.296, SLG: 0.544 (1, 1) |                    |           | 0-0<br>HR |   | 0-0<br>6-3 |                    | 0-0<br>2B |                 | 0-0<br>1-3 | 3  | 1 | 2 | 2   | 0  | 0  | 1   |
| Jay Ritchie, R (8, 1)                              |                    |           |           |   |            |                    |           |                 |            | 1  | 0 | 0 | 0   | 0  | 0  | 0   |
| Dick Kelley, R (9, 1)                              |                    |           |           |   |            |                    |           |                 |            | 0  | 0 | 0 | 0   | 0  | 0  | 0   |
| Ted Abernathy, R<br>OBP: 0.273, SLG: 0.200 (9, 1)  |                    |           |           |   |            |                    |           |                 |            | 0  | 0 | 0 | 0   | 0  | 0  | 0   |

| Inning Stats | R: 0 | H: 1 | E: 0 | K: 0 | S: 4 | H: 1 | LOB: 1 | BB: 0 | P: 4 | R: 0 | H: 1 | E: 0 | K: 0 | S: 4 | R: 2 | H: 4 | E: 0 | K: 0 | S: 6 | R: 0 | H: 1 | E: 0 | K: 1 | S: 6 | R: 0 | H: 1 | E: 0 | K: 1 | S: 6 | R: 1 | H: 2 | E: 0 | K: 1 | S: 7 | R: 3 | H: 3 | E: 1 | K: 0 | S: 6 | R: 0 | H: 1 | E: 0 | K: 0 | S: 4 | R: 1 | H: 3 | E: 0 | K: 0 | S: 5 | 1B: 14 | SF: 0 | 2B: 1 | 3B: 0 | HR: 2 | WP: 0 | PA: 44 |
|--------------|------|------|------|------|------|------|--------|-------|------|------|------|------|------|------|------|------|------|------|------|------|------|------|------|------|------|------|------|------|------|------|------|------|------|------|------|------|------|------|------|------|------|------|------|------|------|------|------|------|------|--------|-------|-------|-------|-------|-------|--------|
|--------------|------|------|------|------|------|------|--------|-------|------|------|------|------|------|------|------|------|------|------|------|------|------|------|------|------|------|------|------|------|------|------|------|------|------|------|------|------|------|------|------|------|------|------|------|------|------|------|------|------|------|--------|-------|-------|-------|-------|-------|--------|

| PITCHER                              | IP  | WLS | BF | H | R | ER | SO | BB | IBB | HBP | BLK | WP | HR | S  | P  | ERA  | WHIP  |
|--------------------------------------|-----|-----|----|---|---|----|----|----|-----|-----|-----|----|----|----|----|------|-------|
| Ron Herbel, R<br>ERA: 4.33 (1, 1)    | 2.1 |     | 12 | 6 | 2 | 2  | 0  | 0  | 0   | 0   | 0   | 0  | 1  | 12 | 12 | 7.71 | 2.571 |
| Lindy McDaniel, R<br>ERA: 3.3 (3, 1) | 4.2 |     | 23 | 7 | 4 | 3  | 3  | 2  | 0   | 0   | 0   | 0  | 1  | 27 | 35 | 5.79 | 1.929 |
| Frank Linzy, R<br>ERA: 2.59 (8, 1)   | 1.2 | L   | 9  | 4 | 1 | 1  | 0  | 0  | 0   | 0   | 0   | 0  | 0  | 9  | 9  | 5.40 | 2.400 |

BOTTOM

San Francisco Giants @ Atlanta Braves  
Atlanta Stadium, Atlanta, GA

livebaseballscores.com

|     |    |
|-----|----|
| AB  | 42 |
| R   | 7  |
| H   | 17 |
| RBI | 7  |
| BB  | 2  |
| SO  | 3  |
| LOB | 17 |

|       |        |
|-------|--------|
| WP: 0 | PA: 44 |
| PB: 0 |        |
| SB: 0 |        |
| CS: 0 |        |



Fri Jul 29 1966, 7:05 PM EDT  
Att. 31,069 - Unknown

| Batter   | 1   | 2   | 3   | 4   | 5   | 6   | 7   | 8   | 9   | 10  | 11  | AB R H RBI BB SO LOB                                       | TOP  |    |    |      |       |       |
|--|---|---|---|---|---|---|---|---|---|---|---|--|--|----|----|------|-------|-------|
| Tito Fuentes, S<br>OBP: 0.289, SLG: 0.342<br>(1, 6)    | 0-0<br>BB<br>1B                                       | 0-0<br>F2   |   | 0-3<br>K  |   | 0-0<br>FC6-4  |   |   | 0-0<br>6-3  |   | 0-0<br>6-3  | 6 1 1 0 0 1 3  | San Francisco Giants @ Atlanta Braves<br>Atlanta Stadium, Atlanta, GA<br>Sat Jul 30 1966, 3:33 AM EDT<br>Att. 29,706 - Unknown |    |    |      |       |       |
| Len Gabrielson, L<br>OBP: 0.280, SLG: 0.294<br>(1, 7)  | 4-0<br>1B<br>2B<br>BB                                 | 0-3<br>K  |   | 0-3<br>K  |   | 0-3<br>K  |   |   | 0-0<br>1B   |   |   | 4 1 1 0 1 3 0  |  |    |    |      |       |       |
| Willie Mays, R<br>OBP: 0.356, SLG: 0.554<br>(1, 8)     | 0-0<br>F3   |   | 0-0<br>HR   |   | 0-3<br>K  |   |   | 0-0<br>5-3  | 0-0<br>F9   |   |   | 5 1 1 1 0 1 3  |  |    |    |      |       |       |
| Willie McCovey, L<br>OBP: 0.382, SLG: 0.540<br>(1, 3)  | 0-0<br>F5   |   | 0-0<br>4-3  |   | 0-3<br>K  |   |   | 4-0<br>BB   | 4-0<br>G5-4-3<br>BB                                 |   |   | 3 0 0 0 2 1 2  |  |    |    |      |       |       |
| Jim Ray Hart, R<br>OBP: 0.345, SLG: 0.495<br>(1, 5)    | 0-0<br>2B<br>1-3<br>2-H<br>1B                         |   | 0-3<br>K  |   | 0-3<br>K  |   |   | 0-0<br>4-3  | 0-0<br>G5-4-3<br>1-2f                               |   |   | 5 0 1 1 0 2 2  |  |    |    |      |       |       |
| Tom Haller, L<br>OBP: 0.315, SLG: 0.477<br>(1, 2)      | 0-0<br>1-3<br>3-H<br>2B                               |   | 0-0<br>F5   |   | 0-0<br>3B<br>1B                                     |   |   | 0-0<br>4-3  | 0-3<br>K  |   |   | 5 1 2 1 0 1 0  |  |    |    |      |       |       |
| Ollie Brown, R<br>OBP: 0.285, SLG: 0.303<br>(1, 9)     | 4-0<br>IBB  |   | 0-0<br>F9   |   | 0-0<br>1B<br>3B                                     |   |   | 0-0<br>6-3  |   |   |   | 4 1 2 1 1 0 0  |  |    |    |      |       |       |
| Hal Lanier, R<br>OBP: 0.244, SLG: 0.272<br>(1, 4)      | 0-0<br>1-3  |   | 0-0<br>1B   |   | 0-0<br>FC3-6<br>1B                                  |   |   | 0-0<br>5-3  |   |   |   | 4 0 2 1 0 0 3  |  |    |    |      |       |       |
| Gaylord Perry, R<br>OBP: 0.226, SLG: 0.245<br>(1, 1)   |   | 0-0<br>F9   |   | 0-0<br>F3   |   | 0-0<br>FC3-6<br>FC6-4                               |   |   | 0-3<br>K  |   |   | 4 0 0 0 0 1 2  |  |    |    |      |       |       |
| Bob Burda, L<br>OBP: 0.214, SLG: 0.231<br>(11, PH)     |   |   |   |   |   |   |   |   |   |   |   | 1 0 0 0 0 1 1  |  |    |    |      |       |       |
| Frank Linzy, R<br>OBP: 0.188, SLG: 0.313<br>(11, 1)    |   |   |   |   |   |   |   |   |   |   |   | 0 0 0 0 0 0 0  |  |    |    |      |       |       |
| Bill Henry, L<br>(11, 1)                               |   |   |   |   |   |   |   |   |   |   |   | 0 0 0 0 0 0 0  |  |    |    |      |       |       |
| Lindy McDaniel, R<br>OBP: 0.091, SLG: 0.091<br>(11, 1) |   |   |   |   |   |   |   |   |   |   |   | 0 0 0 0 0 0 0  |  |    |    |      |       |       |
| <b>Inning Stats</b>                                    | R: 2 H: 3<br>E: 0 LOB: 3<br>K: 0 BB: 2<br>S: 6 P: 14  | R: 0 H: 0<br>E: 0 LOB: 0<br>K: 1 BB: 0<br>S: 5 P: 5 | R: 1 H: 1<br>E: 0 LOB: 0<br>K: 1 BB: 0<br>S: 6 P: 6 | R: 0 H: 1<br>E: 0 LOB: 1<br>K: 1 BB: 0<br>S: 6 P: 6 | R: 0 H: 0<br>E: 0 LOB: 0<br>K: 3 BB: 0<br>S: 9 P: 9 | R: 2 H: 3<br>E: 0 LOB: 1<br>K: 1 BB: 1<br>S: 8 P: 8 | R: 0 H: 0<br>E: 0 LOB: 1<br>K: 1 BB: 1<br>S: 5 P: 9 | R: 0 H: 0<br>E: 0 LOB: 0<br>K: 0 BB: 0<br>S: 3 P: 3 | R: 0 H: 1<br>E: 0 LOB: 1<br>K: 1 BB: 0<br>S: 6 P: 6 | R: 0 H: 0<br>E: 0 LOB: 0<br>K: 1 BB: 1<br>S: 4 P: 8 | R: 0 H: 1<br>E: 0 LOB: 1<br>K: 1 BB: 0<br>S: 6 P: 6 | 1B: 7 SF: 0<br>2B: 1 SAC: 1<br>3B: 1 DP: 1<br>HR: 1 HBP: 0 | WP: 0 PA: 46<br>PB: 0<br>SB: 0<br>CS: 0  |    |    |      |       |       |
| <b>PITCHER</b>   | IP WLS BF H R ER SO BB IBB HBP BLK WP HR S P ERA WHIP |   |   |   |   |   |   |   |   |   |   |  |  |    |    |      |       |       |
| Ken Johnson, R<br>ERA: 3.13<br>(1, 1)                  | 7.0   | 32  | 8   | 5   | 5   | 8   | 2   | 1   | 0   | 0   | 0   | 0  | 0  | 1  | 45 | 57   | 6.43  | 1.429 |
| Clay Carroll, R<br>ERA: 2.19<br>(8, 1)                 | 2.0   | 8   | 1   | 0   | 0   | 1   | 1   | 0   | 0   | 0   | 0   | 0  | 0  | 9  | 13 | 0.00 | 1.000 |       |
| Ted Abernathy, R<br>ERA: 4.57<br>(10, 1)               | 2.0   | W 6   | 1   | 0   | 0   | 2   | 0   | 0   | 0   | 0   | 0   | 0  | 0  | 10 | 10 | 0.00 | 0.500 |       |

|     |    |
|-----|----|
| AB  | 41 |
| R   | 5  |
| H   | 10 |
| RBI | 5  |
| BB  | 4  |
| SO  | 11 |
| LOB | 16 |





| Batter   | 1               | 2                       | 3                | 4               | 5               | 6              | 7                      | 8                   | 9             | 10              | 11                     | AB R H RBI BB SO LOB |
|--|-----------------|-------------------------|------------------|-----------------|-----------------|----------------|------------------------|---------------------|---------------|-----------------|------------------------|----------------------|
| <b>Felipe Alou, R</b><br>OBP: 0.354, SLG: 0.537<br>(1, 3)        | 0-0<br>F9<br>①  |                         | 0-0<br>4-3<br>1B |                 | 0-0<br>HR<br>1B |                | 0-0<br>1B<br>SF8<br>1B |                     |               | 0-0<br>6-3<br>① |                        | 5 3 3 0 0 0 0        |
| <b>Mack Jones, L</b><br>OBP: 0.329, SLG: 0.487<br>(1, 8)         | 0-3<br>K<br>②   |                         | 0-0<br>4-3<br>②  |                 | 0-0<br>HR<br>1B |                | 0-0<br>CS<br>1B        |                     |               | 0-0<br>F8<br>②  |                        | 5 1 2 3 0 1 1        |
| <b>Hank Aaron, R</b><br>OBP: 0.371, SLG: 0.571<br>(1, 9)         | 4-0<br>WP<br>BB |                         | 0-0<br>2-H<br>1B |                 | 0-0<br>F7<br>③  |                | 0-0<br>SF8<br>②        |                     |               | 0-0<br>F4<br>③  |                        | 3 0 1 2 1 0 0        |
| <b>Joe Torre, R</b><br>OBP: 0.366, SLG: 0.545<br>(1, 2)          | 0-0<br>4-3<br>③ |                         | 0-0<br>F8<br>③   |                 |                 | 0-3<br>K<br>①  | 0-0<br>CS<br>③         | 4-0<br>G6-4-3<br>BB |               |                 | 0-0<br>6-3<br>①        | 4 0 0 0 1 1 2        |
| <b>Rico Carty, R</b><br>OBP: 0.391, SLG: 0.421<br>(1, 7)         |                 | 0-0<br>1B<br>1B         |                  | 0-0<br>F8<br>①  |                 | 0-0<br>1B<br>② |                        | 0-0<br>F9<br>①      |               |                 | 4-0<br>E<br>1B<br>BB   | 4 1 2 0 1 0 1        |
| <b>Frank Bolling, R</b><br>OBP: 0.249, SLG: 0.271<br>(1, 4)      |                 | 0-0<br>1B               |                  | 0-0<br>F8<br>②  |                 | 0-0<br>F7<br>② |                        | 0-0<br>G6-4-3<br>③  |               |                 | 0-0<br>E4<br>1B<br>IBB | 3 0 1 0 0 0 1        |
| <b>Gene Oliver, R</b><br>OBP: 0.250, SLG: 0.320<br>(8, PH)       |                 | 1-2<br>G6-4-3<br>1B     |                  | 0-0<br>F8       |                 | 0-0<br>F7      |                        | 1-2                 |               |                 | 1-3<br>1B<br>IBB       | 1 0 0 0 0 0 1        |
| <b>Woody Woodward, R</b><br>OBP: 0.322, SLG: 0.312<br>(9, 4)     |                 |                         |                  | 0-0<br>F8<br>③  |                 | 0-0<br>F3<br>③ |                        |                     |               |                 | 4-0<br>1B<br>IBB       | 1 0 0 0 0 0 1        |
| <b>Eddie Mathews, L</b><br>OBP: 0.311, SLG: 0.348<br>(1, 5)      |                 | 0-0<br>F4<br>①          |                  | 0-0<br>3-1<br>③ |                 | 0-0<br>F3      |                        |                     |               | 0-0<br>F8<br>①  |                        | 4 0 0 0 0 0 3        |
| <b>Miguel de la Hoz, R</b><br>OBP: 0.242, SLG: 0.271<br>(11, PH) |                 |                         |                  |                 |                 |                |                        |                     |               |                 | 1-2<br>IBB             | 0 0 0 0 1 0 0        |
| <b>Denis Menke, R</b><br>OBP: 0.352, SLG: 0.390<br>(1, 6)        |                 | 0-0<br>G6-4-3<br>②<br>③ |                  |                 | 0-3<br>K<br>①   |                | 0-3<br>K<br>①          |                     | 0-3<br>K<br>② |                 | 0-0<br>1B              | 5 0 1 1 0 3 2        |
| <b>Ken Johnson, R</b><br>OBP: 0.146, SLG: 0.250<br>(1, 1)        |                 |                         | 0-3<br>K<br>①    |                 |                 |                | 0-0<br>1B<br>1B        |                     |               |                 | 1-2<br>2-3<br>3-H      | 2 0 0 0 0 2 0        |
| <b>Ty Cline, L</b><br>OBP: 0.368, SLG: 0.368<br>(7, PH)          |                 |                         |                  |                 | 0-3<br>K<br>②   |                |                        |                     |               | 0-0<br>5-3<br>③ |                        | 1 1 1 0 0 0 0        |
| <b>Clay Carroll, R</b><br>(8, 1)                                 |                 |                         |                  |                 |                 |                |                        |                     |               |                 |                        | 1 0 0 0 0 0 0        |
| <b>Ted Abernathy, R</b><br>OBP: 0.273, SLG: 0.200<br>(10, 1)     |                 |                         |                  |                 |                 |                |                        |                     |               |                 |                        | 0 0 0 0 0 0 0        |

BOTTOM

San Francisco Giants @ Atlanta Braves  
Atlanta Stadium, Atlanta, GA  
Sat Jul 30 1966, 3:33 AM EDT  
Att. 29,706 - Unknown

livebaseballscores.com

|     |    |
|-----|----|
| AB  | 39 |
| R   | 6  |
| H   | 11 |
| RBI | 6  |
| BB  | 4  |
| SO  | 7  |
| LOB | 12 |



| Inning Stats | R: 0 | H: 0 | E: 0 | K: 1 | S: 5 | P: 9 | R: 0 | H: 2 | E: 0 | K: 0 | S: 4 | P: 4 | R: 1 | H: 2 | E: 0 | K: 1 | S: 7 | P: 7 | R: 0 | H: 0 | E: 0 | K: 0 | S: 3 | P: 3 | R: 2 | H: 2 | E: 0 | K: 2 | S: 9 | P: 9 | R: 0 | H: 1 | E: 0 | K: 1 | S: 6 | P: 6 | R: 2 | H: 3 | E: 0 | K: 1 | S: 7 | P: 7 | R: 0 | H: 0 | E: 0 | K: 0 | S: 2 | P: 6 | R: 0 | H: 0 | E: 0 | K: 1 | S: 5 | P: 5 | R: 0 | H: 0 | E: 0 | K: 0 | S: 3 | P: 3 | R: 1 | H: 1 | E: 1 | K: 0 | S: 3 | P: 11 | 1B: 10 | SF: 1 | 2B: 0 | SAC: 0 | 3B: 0 | DP: 2 | HR: 1 | HBP: 0 | WP: 1 | PA: 45 |
|--------------|------|------|------|------|------|------|------|------|------|------|------|------|------|------|------|------|------|------|------|------|------|------|------|------|------|------|------|------|------|------|------|------|------|------|------|------|------|------|------|------|------|------|------|------|------|------|------|------|------|------|------|------|------|------|------|------|------|------|------|------|------|------|------|------|------|-------|--------|-------|-------|--------|-------|-------|-------|--------|-------|--------|
|--------------|------|------|------|------|------|------|------|------|------|------|------|------|------|------|------|------|------|------|------|------|------|------|------|------|------|------|------|------|------|------|------|------|------|------|------|------|------|------|------|------|------|------|------|------|------|------|------|------|------|------|------|------|------|------|------|------|------|------|------|------|------|------|------|------|------|-------|--------|-------|-------|--------|-------|-------|-------|--------|-------|--------|

| PITCHER   | IP   | WLS | BF | H  | R | ER | SO | BB | IBB | HBP | BLK | WP | HR | S  | P  | ERA  | WHIP  |
|---|------|-----|----|----|---|----|----|----|-----|-----|-----|----|----|----|----|------|-------|
| <b>Gaylord Perry, R</b><br>ERA: 2.82<br>(1, 1)  | 10.0 |     | 39 | 10 | 5 | 5  | 7  | 2  | 0   | 0   | 0   | 1  | 1  | 51 | 59 | 4.50 | 1.200 |
| <b>Frank Linzy, R</b><br>ERA: 2.58<br>(11, 1)   | 0.1  | L   | 3  | 0  | 1 | 0  | 0  | 1  | 0   | 0   | 0   | 0  | 0  | 2  | 6  | 0.00 | 3.000 |
| <b>Bill Henry, L</b><br>ERA: 1.5<br>(11, 1)     | 0.0  |     | 1  | 0  | 0 | 0  | 0  | 0  | 1   | 0   | 0   | 0  | 0  | 0  | 4  | ∞    | ∞     |
| <b>Lindy McDaniel, R</b><br>ERA: 3.3<br>(11, 1) | 0.0  |     | 1  | 1  | 0 | 0  | 0  | 0  | 0   | 0   | 0   | 0  | 0  | 1  | 1  | ∞    | ∞     |

| Batter   | 1                            | 2                               | 3                            | 4                               | 5                            | 6                               | 7                            | 8                               | 9                            | AB R H RBI BB SO LOB                            | TOP   |                              |                                 |                              |                                 |                              |                                 |                              |                                 |                                  |                                    |                                  |                |           |          |          |        |        |         |         |         |          |          |          |         |         |         |         |             |               |
|--|------------------------------|---------------------------------|------------------------------|---------------------------------|------------------------------|---------------------------------|------------------------------|---------------------------------|------------------------------|---|---|------------------------------|---------------------------------|------------------------------|---------------------------------|------------------------------|---------------------------------|------------------------------|---------------------------------|----------------------------------|------------------------------------|----------------------------------|----------------|-----------|----------|----------|--------|--------|---------|---------|---------|----------|----------|----------|---------|---------|---------|---------|-------------|---------------|
| Tito Fuentes, S (1, 6)<br>OBP: 0.284, SLG: 0.336   | 0-0<br>F8                    |                                 | 0-0<br>FC5-4                 |                                 | 0-0<br>F7                    |                                 | 0-0<br>F6                    |                                 | 0-0<br>F6                    | 5 0 0 0 0 0 6                                   | <b>San Francisco Giants @ Atlanta Braves</b><br>Atlanta Stadium, Atlanta, GA<br>Sat Jul 30 1966, 7:05 PM EDT<br>Att: 45,767 - Unknown |                              |                                 |                              |                                 |                              |                                 |                              |                                 |                                  |                                    |                                  |                |           |          |          |        |        |         |         |         |          |          |          |         |         |         |         |             |               |
| Jim Davenport, R (1, 5)<br>OBP: 0.307, SLG: 0.388  | 4-0<br>E S<br>WP BB          |                                 | 0-0<br>F6                    |                                 | 0-3<br>K                     |                                 |                              | 0-0<br>F4                       |                              | 3 1 0 0 1 1 3                                   |   |                              |                                 |                              |                                 |                              |                                 |                              |                                 |                                  |                                    |                                  |                |           |          |          |        |        |         |         |         |          |          |          |         |         |         |         |             |               |
| Ozzie Virgil, R (1, 3)<br>OBP: 0.288, SLG: 0.420   | 0-3<br>K                     |                                 |                              | 0-0<br>1B                       |                              | 0-0<br>F8                       |                              | 0-0<br>F6                       |                              | 4 0 1 0 0 1 1                                   |   |                              |                                 |                              |                                 |                              |                                 |                              |                                 |                                  |                                    |                                  |                |           |          |          |        |        |         |         |         |          |          |          |         |         |         |         |             |               |
| Jim Ray Hart, R (1, 7)<br>OBP: 0.343, SLG: 0.492<br>Cap Peterson, R (4, 7)<br>OBP: 0.316, SLG: 0.359   | 0-0<br>6-3                   |                                 |                              | 0-0<br>F2                       |                              | 0-3<br>K                        |                              | 0-0<br>1B                       |                              | 2 0 0 0 0 0 1<br>2 0 1 0 0 1 0                  |   |                              |                                 |                              |                                 |                              |                                 |                              |                                 |                                  |                                    |                                  |                |           |          |          |        |        |         |         |         |          |          |          |         |         |         |         |             |               |
| Ollie Brown, R (1, 8)<br>OBP: 0.280, SLG: 0.298  |                              | 0-0<br>F6                       |                              | 0-3<br>K                        |                              | 0-0<br>1-3                      |                              | 0-0<br>F3                       |                              | 4 0 0 0 0 1 2                                   |   |                              |                                 |                              |                                 |                              |                                 |                              |                                 |                                  |                                    |                                  |                |           |          |          |        |        |         |         |         |          |          |          |         |         |         |         |             |               |
| Jesus Alou, R (1, 9)<br>OBP: 0.251, SLG: 0.268   |                              | 0-3<br>K                        |                              | 0-0<br>F9                       |                              |                                 | 0-0<br>FC4-6<br>1B           |                                 | 0-0<br>F3                    | 4 0 1 0 0 1 1                                   |   |                              |                                 |                              |                                 |                              |                                 |                              |                                 |                                  |                                    |                                  |                |           |          |          |        |        |         |         |         |          |          |          |         |         |         |         |             |               |
| Dick Dietz, R (1, 2)<br>OBP: 0.048, SLG: 0.048   |                              | 0-3<br>K                        |                              |                                 | 0-0<br>FC3-6<br>1B           |                                 | 0-0<br>FC4-6<br>1-2f<br>3B   |                                 | 0-3<br>K                     | 4 1 1 0 0 2 1                                   |   |                              |                                 |                              |                                 |                              |                                 |                              |                                 |                                  |                                    |                                  |                |           |          |          |        |        |         |         |         |          |          |          |         |         |         |         |             |               |
| Hal Lanier, R (1, 4)<br>OBP: 0.246, SLG: 0.274<br>Don Mason, L (6, 4)<br>OBP: 0.130, SLG: 0.261  |                              |                                 | 0-0<br>FC5-4<br>1B           |                                 | 0-0<br>FC3-6<br>1-2f<br>1B   |                                 | 0-0<br>F6                    |                                 | 0-0<br>PB<br>1B              | 2 0 1 0 0 0 1<br>2 0 1 0 0 0 1                  |   |                              |                                 |                              |                                 |                              |                                 |                              |                                 |                                  |                                    |                                  |                |           |          |          |        |        |         |         |         |          |          |          |         |         |         |         |             |               |
| Bob Priddy, R (1, 1)<br>OBP: 0.300, SLG: 0.222<br>Ray Sadecki, L (3, 1)<br>OBP: 0.355, SLG: 0.733<br>Tom Haller, L (9, PH)<br>OBP: 0.314, SLG: 0.475 |                              |                                 | 0-3<br>K                     |                                 | 0-0<br>1-2<br>1B             |                                 | 0-0<br>1-H<br>3B             |                                 | 0-3<br>K                     | 1 0 0 0 0 1 1<br>2 0 2 1 0 0 0<br>1 0 0 0 0 1 1 |   |                              |                                 |                              |                                 |                              |                                 |                              |                                 |                                  |                                    |                                  |                |           |          |          |        |        |         |         |         |          |          |          |         |         |         |         |             |               |
| <b>Inning Stats</b>  | R: 1<br>E: 0<br>K: 1<br>S: 5 | H: 0<br>LOB: 0<br>BB: 1<br>P: 9 | R: 0<br>E: 0<br>K: 2<br>S: 7 | H: 0<br>LOB: 0<br>BB: 0<br>P: 7 | R: 0<br>E: 0<br>K: 1<br>S: 6 | H: 1<br>LOB: 1<br>BB: 0<br>P: 6 | R: 0<br>E: 0<br>K: 1<br>S: 6 | H: 1<br>LOB: 1<br>BB: 0<br>P: 6 | R: 0<br>E: 0<br>K: 1<br>S: 7 | H: 2<br>LOB: 2<br>BB: 0<br>P: 7                 |   | R: 0<br>E: 0<br>K: 1<br>S: 5 | H: 0<br>LOB: 0<br>BB: 0<br>P: 5 | R: 1<br>E: 0<br>K: 0<br>S: 5 | H: 2<br>LOB: 1<br>BB: 0<br>P: 5 | R: 0<br>E: 0<br>K: 0<br>S: 4 | H: 1<br>LOB: 1<br>BB: 0<br>P: 4 | R: 0<br>E: 0<br>K: 2<br>S: 9 | H: 1<br>LOB: 2<br>BB: 0<br>P: 9 | 1B: 7<br>2B: 0<br>3B: 1<br>HR: 0 | SF: 0<br>SAC: 0<br>DP: 0<br>HBP: 0 | WP: 1<br>PB: 1<br>SB: 1<br>CS: 0 | PA: 37         |           |          |          |        |        |         |         |         |          |          |          |         |         |         |         |             |               |
| <b>PITCHER</b><br>Denny Lemaster, L (1, 1)<br>ERA: 3.78  | IP<br>9.0                    | WLS<br>W                        | BF<br>37                     | H<br>8                          | R<br>2                       | ER<br>1                         | SO<br>9                      | BB<br>1                         | IBB<br>0                     | HBP<br>0  | BLK<br>0  | WP<br>1                      | HR<br>0                         | S<br>54                      | P<br>58                         | ERA<br>1.00                  | WHIP<br>1.000                   |                              |                                 |                                  |                                    |                                  | <b>PITCHER</b> | IP<br>9.0 | WLS<br>W | BF<br>37 | H<br>8 | R<br>2 | ER<br>1 | SO<br>9 | BB<br>1 | IBB<br>0 | HBP<br>0 | BLK<br>0 | WP<br>1 | HR<br>0 | S<br>54 | P<br>58 | ERA<br>1.00 | WHIP<br>1.000 |

livebaseballscorecards.com

|            |    |
|------------|----|
| <b>AB</b>  | 36 |
| <b>R</b>   | 2  |
| <b>H</b>   | 8  |
| <b>RBI</b> | 1  |
| <b>BB</b>  | 1  |
| <b>SO</b>  | 9  |
| <b>LOB</b> | 19 |



| Batter   | 1                                 | 2                     | 3                      | 4                              | 5                | 6                          | 7                       | 8                 | 9 |
|--|-----------------------------------|-----------------------|------------------------|--------------------------------|------------------|----------------------------|-------------------------|-------------------|---|
| <b>Felipe Alou, R</b> (1, 3)<br><small>OBP: 0.353, SLG: 0.534</small><br><b>Miguel de la Hoz, R</b> (7, 5)<br><small>OBP: 0.234, SLG: 0.262</small>    | 0-0<br>1B WP<br>1B                | 0-0<br>G6-3<br>1-2f   |                        | 0-0<br>5-3                     | 0-0<br>F5        |                            | 0-0<br>5-3              | 0-0<br>4-3<br>1-2 |   |
| <b>Mack Jones, L</b> (1, 8)<br><small>OBP: 0.333, SLG: 0.483</small>   | 0-0<br>G5-4-3 WP<br>1-3 HR<br>1B  |                       | 0-3<br>K               | 4-0<br>1B BB<br>1B             | 4-0<br>1B BB     |                            | 0-0<br>4-3              | 0-0<br>F4         |   |
| <b>Hank Aaron, R</b> (1, 9)<br><small>OBP: 0.374, SLG: 0.573</small><br><b>Ty Cline, L</b> (7, 9)<br><small>OBP: 0.400, SLG: 0.400</small>             | 0-0<br>G5-4-3<br>1-2<br>3-H<br>1B |                       | 0-0<br>WP<br>1B        | 0-0<br>1B<br>1-2<br>2B<br>1B   | 0-3<br>K         |                            | 0-0<br>1B<br>HR<br>1B   |                   |   |
| <b>Rico Carty, R</b> (1, 7)<br><small>OBP: 0.397, SLG: 0.428</small><br><b>Gary Geiger, L</b> (7, PR)<br><small>OBP: 0.322, SLG: 0.390</small> (8, 7)  | 0-0<br>G5-4-3<br>1-2f<br>2-3      |                       | 0-0<br>HR<br>1B        | 0-0<br>1-3<br>2-H<br>2B<br>1B  | 0-0<br>CS<br>1B  |                            | 0-0<br>HR<br>1B         |                   |   |
| <b>Gene Oliver, R</b> (1, 2)<br><small>OBP: 0.277, SLG: 0.411</small>  | 0-0<br>HR<br>3-H                  |                       | 0-0<br>HR<br>1-H       | 4-0<br>2B<br>IBB               | 0-0<br>CS<br>1-2 | 0-0<br>FC6-4<br>1B         | 0-0<br>HR<br>1-H<br>3-H |                   |   |
| <b>Eddie Mathews, L</b> (1, 5)<br><small>OBP: 0.311, SLG: 0.348</small><br><b>Joe Torre, R</b> (6, PH)<br><small>OBP: 0.367, SLG: 0.548</small> (7, 3) | 0-0<br>G3                         |                       | 0-0<br>1B<br>SF8<br>1B | 0-3<br>K                       |                  | 0-0<br>FC6-4<br>1-2f<br>2B | 0-0<br>2B               |                   |   |
| <b>Woody Woodward, R</b> (1, 4)<br><small>OBP: 0.329, SLG: 0.331</small>   |                                   | 0-0<br>PB<br>2B       | 0-0<br>1B              | 0-0<br>1-H<br>2-H<br>3-H<br>2B |                  | 0-0<br>2B<br>2-H           | 0-0<br>6-3              |                   |   |
| <b>Denis Menke, R</b> (1, 6)<br><small>OBP: 0.349, SLG: 0.385</small>  |                                   | 4-0<br>G6-3<br>2-3 BB | 0-0<br>SF8             | 0-0<br>E6                      |                  | 0-0<br>6-3                 | 0-0<br>E3<br>4-3        |                   |   |
| <b>Denny Lemaster, R</b> (1, 1)<br><small>OBP: 0.170, SLG: 0.140</small>   |                                   | 0-3<br>K              | 0-0<br>4-3             | 0-0<br>1-3                     |                  | 0-0<br>F8                  | 0-0<br>F6               |                   |   |

| AB | R | H | RBI | BB | SO | LOB |
|----|---|---|-----|----|----|-----|
| 4  | 1 | 1 | 0   | 0  | 0  | 2   |
| 2  | 0 | 0 | 0   | 0  | 0  | 1   |
| 4  | 2 | 1 | 0   | 2  | 1  | 1   |
| 4  | 2 | 3 | 0   | 0  | 1  | 1   |
| 1  | 1 | 1 | 0   | 0  | 0  | 0   |
| 5  | 2 | 4 | 2   | 0  | 0  | 2   |
| 0  | 1 | 0 | 0   | 0  | 0  | 0   |
| 4  | 4 | 4 | 7   | 1  | 0  | 0   |
| 3  | 1 | 1 | 0   | 0  | 1  | 3   |
| 2  | 1 | 1 | 0   | 0  | 0  | 1   |
| 5  | 0 | 4 | 4   | 0  | 0  | 2   |
| 3  | 0 | 0 | 1   | 1  | 0  | 2   |
| 5  | 0 | 0 | 0   | 0  | 1  | 7   |

| Inning Stats |      | R: 3 | H: 4   | E: 0 | LOB: 0 | K: 0  | BB: 0 | S: 6 | P: 6 |
|--------------|------|------|--------|------|--------|-------|-------|------|------|
| R: 0         | H: 1 | E: 0 | LOB: 1 | K: 1 | BB: 1  | S: 5  | P: 9  |      |      |
| R: 4         | H: 5 | E: 0 | LOB: 1 | K: 1 | BB: 0  | S: 10 | P: 10 |      |      |
| R: 4         | H: 3 | E: 1 | LOB: 2 | K: 1 | BB: 2  | S: 9  | P: 17 |      |      |
| R: 0         | H: 1 | E: 0 | LOB: 1 | K: 1 | BB: 1  | S: 5  | P: 9  |      |      |
| R: 1         | H: 2 | E: 1 | LOB: 1 | K: 0 | BB: 0  | S: 5  | P: 5  |      |      |
| R: 3         | H: 4 | E: 0 | LOB: 2 | K: 0 | BB: 0  | S: 7  | P: 7  |      |      |
| R: 0         | H: 0 | E: 1 | LOB: 1 | K: 0 | BB: 0  | S: 4  | P: 4  |      |      |

**BOTTOM**

**San Francisco Giants @ Atlanta Braves**  
Atlanta Stadium, Atlanta, GA

Sat Jul 30 1966, 7:05 PM EDT  
Att. 45,767 - Unknown

|     |    |
|-----|----|
| AB  | 42 |
| R   | 15 |
| H   | 20 |
| RBI | 14 |
| BB  | 4  |
| SO  | 4  |
| LOB | 22 |

livebaseballscorecards.com

**Braves**

|       |        |
|-------|--------|
| WP: 2 | PA: 48 |
| PB: 1 |        |
| SB: 0 |        |
| CS: 1 |        |

| PITCHER   | IP  | WLS | BF | H  | R | ER | SO | BB | IBB | HBP | BLK | WP | HR | S  | P  | ERA   | WHIP  |
|---|-----|-----|----|----|---|----|----|----|-----|-----|-----|----|----|----|----|-------|-------|
| <b>Bob Priddy, R</b> (1, 1)<br><small>ERA: 4.25</small> | 2.1 | L   | 16 | 10 | 7 | 7  | 2  | 1  | 0   | 0   | 0   | 2  | 2  | 19 | 23 | 27.00 | 4.714 |
| <b>Ray Sadecki, L</b> (3, 1)<br><small>ERA: 4.9</small> | 5.2 |     | 31 | 10 | 8 | 7  | 2  | 2  | 1   | 0   | 0   | 0  | 1  | 32 | 44 | 11.12 | 2.118 |

| Batter   | 1   | 2   | 3   | 4   | 5   | 6   | 7   | 8   | 9   | AB R H RBI BB SO LOB                                       | TOP                                     |  |
|--|---|---|---|---|---|---|---|---|---|--|---|--|
| Tito Fuentes, S (1, 6)<br>OBP: 0.280, SLG: 0.330   | 0-0<br>F7   |   | 0-0<br>G5-4-3                                       | 0-0<br>F2   |   | 0-0<br>F8   |   | 0-0<br>FC6-4  |   | 5 0 0 0 0 0 7  |   |  |
| Willie McCovey, L (1, 3)<br>OBP: 0.385, SLG: 0.556 | 0-0<br>G3   |   | 4-0<br>1B BB  |   | 0-0<br>6-3  |   | 0-0<br>HR   |   | 0-0<br>3B   | 4 1 2 1 1 0 0  |   |  |
| Willie Mays, R (1, 8)<br>OBP: 0.359, SLG: 0.552    | 4-0<br>BB   |   | 0-0<br>1B   |   | 0-0<br>F2   |   | 4-0<br>BB   |   | 0-0<br>6-3  | 3 0 1 1 2 0 1  |   |  |
| Jim Ray Hart, R (1, 7)<br>OBP: 0.341, SLG: 0.488   | 0-0<br>F8   |   | 0-0<br>1-3  |   | 0-0<br>FC6-4 1B                                     |   | 0-3<br>K  |   | 0-3<br>K  | 5 0 1 0 0 2 5  |   |  |
| Jim Davenport, R (1, 5)<br>OBP: 0.305, SLG: 0.384  |   | 0-0<br>F9   |   | 0-0<br>6-3 1B 1B                                    |   | 0-0<br>FC6-4  |   | 0-0<br>6-3  |   | 5 1 1 0 0 0 2  |   |  |
| Ozzie Virgil, R (1, 2)<br>OBP: 0.266, SLG: 0.407   |   | 0-0<br>F9   |   | 0-0<br>6-3  |   | 0-0<br>E7 1B 1B                                     |   | 0-3<br>K  |   | 4 1 1 0 0 1 1  |   |  |
| Ollie Brown, R (1, 9)<br>OBP: 0.281, SLG: 0.296    |   | 0-3<br>K  |   | 4-0<br>1B IBB                                       |   | 0-0<br>SH3  |   | 0-0<br>F5   |   | 2 0 0 0 1 1 0  |   |  |
| Hal Lanier, R (1, 4)<br>OBP: 0.256, SLG: 0.284     |   |   | 0-0<br>G5-4-3 1B E 1B                               |   | 0-0<br>1B   |   | 0-0<br>1B   |   | 0-0<br>1B 1B  | 4 1 4 2 0 0 0  |   |  |
| Bobby Bolin, R (1, 1)<br>OBP: 0.261, SLG: 0.220    |   |   | 0-0<br>E3   |   | 0-0<br>F4   |   | 0-0<br>F4   |   | 0-0<br>FC6-4 1B                                     | 4 0 1 0 0 0 4  |   |  |
| <b>Inning Stats</b>                                | R: 0 H: 0<br>E: 0 LOB: 1<br>K: 0 BB: 1<br>S: 3 P: 7   | R: 0 H: 0<br>E: 0 LOB: 0<br>K: 1 BB: 0<br>S: 5 P: 5 | R: 1 H: 2<br>E: 1 LOB: 2<br>K: 0 BB: 1<br>S: 5 P: 9 | R: 1 H: 2<br>E: 0 LOB: 2<br>K: 0 BB: 1<br>S: 5 P: 9 | R: 0 H: 1<br>E: 0 LOB: 1<br>K: 0 BB: 0<br>S: 4 P: 4 | R: 1 H: 2<br>E: 1 LOB: 1<br>K: 0 BB: 0<br>S: 5 P: 5 | R: 1 H: 1<br>E: 0 LOB: 0<br>K: 1 BB: 1<br>S: 5 P: 9 | R: 0 H: 2<br>E: 0 LOB: 2<br>K: 1 BB: 0<br>S: 7 P: 7 | R: 0 H: 1<br>E: 0 LOB: 1<br>K: 1 BB: 0<br>S: 6 P: 6 | 1B: 9 SF: 0<br>2B: 0 SAC: 1<br>3B: 1 DP: 1<br>HR: 1 HBP: 0 | WP: 0 PA: 41<br>PB: 0<br>SB: 0<br>CS: 0 |  |
| <b>PITCHER</b>                                     | IP WLS BF H R ER SO BB IBB HBP BLK WP HR S P ERA WHIP |   |   |   |   |   |   |   |   |  |   |  |
| Dick Kelley, L (1, 1)<br>ERA: 7.0                  | 6.0 L 29 8 4 3 1 2 1 0 0 0 0 1 28 40 4.50 1.667       |   |   |   |   |   |   |   |   |  |   |  |
| Jay Ritchie, R (7, 1)<br>ERA: 1.8                  | 1.0 3 0 0 0 1 1 0 0 0 0 0 0 4 8 0.00 1.000            |   |   |   |   |   |   |   |   |  |   |  |
| Ted Abernathy, R (8, 1)<br>ERA: 4.43               | 2.0 9 3 0 0 2 0 0 0 0 0 0 0 13 13 0.00 1.500          |   |   |   |   |   |   |   |   |  |   |  |

San Francisco Giants @ Atlanta Braves  
 Atlanta Stadium, Atlanta, GA  
 Sun Jul 31 1966, 3:33 AM EDT  
 Att: 43,987 - Unknown

livebaseballscorecards.com

|     |    |
|-----|----|
| AB  | 36 |
| R   | 4  |
| H   | 11 |
| RBI | 4  |
| BB  | 4  |
| SO  | 4  |
| LOB | 20 |



| Batter  | 1               | 2         | 3         | 4                       | 5          | 6          | 7               | 8          | 9                      | AB | R | H | RBI | BB | SO | LOB |
|---|-----------------|-----------|-----------|-------------------------|------------|------------|-----------------|------------|------------------------|----|---|---|-----|----|----|-----|
| <b>Felipe Alou, R</b><br>OBP: 0.352, SLG: 0.531 (1, 3)<br>H   | 1-0<br>HBP      |           | 0-0<br>F7 |                         | 0-0<br>6-3 |            |                 | 0-0<br>F3  |                        | 3  | 0 | 0 | 0   | 0  | 0  | 0   |
| <b>Mack Jones, L</b><br>OBP: 0.332, SLG: 0.477 (1, 8)<br>X  | 0-0<br>F3       |           |           | 4-0<br>WP<br>1B<br>BB   |            | 0-0<br>F8  |                 | 0-0<br>4-3 |                        | 3  | 1 | 0 | 0   | 1  | 0  | 1   |
| <b>Hank Aaron, R</b><br>OBP: 0.371, SLG: 0.567 (1, 9)<br>X  | 0-0<br>F8       |           |           | 0-0<br>F8<br>1-2        |            | 0-0<br>F8  |                 | 0-0<br>F7  |                        | 4  | 0 | 0 | 0   | 0  | 0  | 2   |
| <b>Joe Torre, R</b><br>OBP: 0.365, SLG: 0.543 (1, 2)<br>S<br>S<br>S   | 0-3<br>K<br>1-2 |           |           | 4-0<br>1B<br>E<br>BB    |            | 0-0<br>6-3 |                 |            | 0-3<br>K               | 3  | 1 | 0 | 0   | 1  | 2  | 1   |
| <b>Rico Carty, R</b><br>OBP: 0.401, SLG: 0.432 (1, 7)<br>S<br>S<br>S  |                 | 0-3<br>K  |           | 0-0<br>L9<br>1B         |            |            | 0-0<br>1B<br>1B |            | 0-0<br>1B<br>SF9<br>1B | 4  | 1 | 3 | 1   | 0  | 1  | 0   |
| <b>Eddie Mathews, L</b><br>OBP: 0.314, SLG: 0.348 (1, 5)<br>S<br>S<br>S   |                 | 0-3<br>K  |           | 4-0<br>IBB              |            |            | 0-0<br>F8       |            | 0-0<br>1B              | 3  | 0 | 1 | 0   | 1  | 1  | 1   |
| <b>Woody Woodward, R</b><br>OBP: 0.328, SLG: 0.330 (1, 4)<br><b>Ty Cline, L</b><br>OBP: 0.381, SLG: 0.381 (4, PH)<br><b>Frank Bolling, R</b><br>OBP: 0.246, SLG: 0.270 (5, 4)   |                 | 0-0<br>F8 |           | 0-0<br>L9<br>2-3<br>3-H |            |            | 0-0<br>F7       |            | 0-0<br>SF9             | 1  | 0 | 0 | 0   | 0  | 0  | 0   |
| <b>Denis Menke, R</b><br>OBP: 0.348, SLG: 0.383 (1, 6)<br>S<br>S<br>S   |                 |           | 0-0<br>F6 |                         | 0-0<br>F6  |            | 0-0<br>1B       |            | 0-0<br>F7              | 4  | 0 | 1 | 0   | 0  | 0  | 1   |
| <b>Dick Kelley, R</b><br>OBP: 0.314, SLG: 0.348 (1, 1)<br><b>Jay Ritchie, R</b><br>OBP: 0.314, SLG: 0.348 (7, 1)<br><b>Gary Geiger, L</b><br>OBP: 0.320, SLG: 0.387 (7, PH)<br><b>Ted Abernathy, R</b><br>OBP: 0.273, SLG: 0.200 (8, 1) |                 |           | 0-3<br>K  |                         | 0-3<br>K   |            | 0-0<br>F2       |            |                        | 2  | 0 | 0 | 0   | 0  | 2  | 0   |

| Inning Stats        | R: 0  | H: 0  | E: 0  | LOB: 1 | K: 1  | BB: 0 | S: 5  | P: 6   |
|---------------------|-------|-------|-------|--------|-------|-------|-------|--------|
| <b>Inning Stats</b> | R: 0  | H: 0  | E: 0  | LOB: 1 | K: 1  | BB: 0 | S: 5  | P: 6   |
| <b>Inning Stats</b> | R: 0  | H: 0  | E: 0  | LOB: 0 | K: 2  | BB: 0 | S: 7  | P: 7   |
| <b>Inning Stats</b> | R: 0  | H: 0  | E: 0  | LOB: 0 | K: 1  | BB: 0 | S: 5  | P: 5   |
| <b>Inning Stats</b> | R: 2  | H: 1  | E: 1  | LOB: 2 | K: 0  | BB: 3 | S: 3  | P: 15  |
| <b>Inning Stats</b> | R: 0  | H: 0  | E: 0  | LOB: 0 | K: 1  | BB: 0 | S: 5  | P: 5   |
| <b>Inning Stats</b> | R: 0  | H: 0  | E: 0  | LOB: 0 | K: 0  | BB: 0 | S: 3  | P: 3   |
| <b>Inning Stats</b> | R: 0  | H: 2  | E: 0  | LOB: 2 | K: 0  | BB: 0 | S: 5  | P: 5   |
| <b>Inning Stats</b> | R: 0  | H: 0  | E: 0  | LOB: 0 | K: 0  | BB: 0 | S: 3  | P: 3   |
| <b>Inning Stats</b> | R: 1  | H: 2  | E: 0  | LOB: 1 | K: 1  | BB: 0 | S: 7  | P: 7   |
| <b>Inning Stats</b> | 1B: 5 | SF: 1 | 2B: 0 | SAC: 0 | 3B: 0 | DP: 0 | HR: 0 | HBP: 1 |

**BOTTOM**

**San Francisco Giants @ Atlanta Braves**  
Atlanta Stadium, Atlanta, GA

Sun Jul 31 1966, 3:33 AM EDT  
Att. 43,987 - Unknown

livebaseballscorecards.com

|            |           |
|------------|-----------|
| <b>AB</b>  | <b>30</b> |
| <b>R</b>   | <b>3</b>  |
| <b>H</b>   | <b>5</b>  |
| <b>RBI</b> | <b>2</b>  |
| <b>BB</b>  | <b>3</b>  |
| <b>SO</b>  | <b>6</b>  |
| <b>LOB</b> | <b>11</b> |

**Braves**

|       |        |
|-------|--------|
| WP: 1 | PA: 35 |
| PB: 0 |        |
| SB: 1 |        |
| CS: 0 |        |

| Batter   | 1   | 2                               | 3                            | 4                               | 5                            | 6                               | 7                            | 8                               | 9                            | AB R H RBI BB SO LOB            | TOP                          |                                 |                              |                                 |                              |                                  |                              |                                 |                                  |                                    |                                  |        |
|--|---|---------------------------------|------------------------------|---------------------------------|------------------------------|---------------------------------|------------------------------|---------------------------------|------------------------------|---------------------------------|------------------------------|---------------------------------|------------------------------|---------------------------------|------------------------------|----------------------------------|------------------------------|---------------------------------|----------------------------------|------------------------------------|----------------------------------|--------|
| Tito Fuentes, S<br>OBP: 0.278, SLG: 0.328 (1, 6)   | 0-0<br>G6-4-3<br>1B                                   |                                 | 0-0<br>6-3                   | 0-0<br>6-3                      |                              | 0-0<br>5-3                      |                              |                                 | 0-0<br>F9                    | 5 0 1 0 0 0 4                   |                              |                                 |                              |                                 |                              |                                  |                              |                                 |                                  |                                    |                                  |        |
| Jim Davenport, R<br>OBP: 0.299, SLG: 0.376 (1, 5)  | 0-0<br>G6-4-3<br>1-2f                                 |                                 |                              | 0-0<br>6-3                      | 0-0<br>F7                    |                                 |                              | 0-0<br>F3                       | 0-0<br>1-3                   | 5 0 0 0 0 0 1                   |                              |                                 |                              |                                 |                              |                                  |                              |                                 |                                  |                                    |                                  |        |
| Willie McCovey, L<br>OBP: 0.383, SLG: 0.553 (1, 3) | 0-0<br>F7   |                                 |                              | 0-0<br>2B                       | 0-0<br>6-3                   |                                 |                              | 0-0<br>4-3                      | 0-0<br>G3                    | 5 1 1 0 0 0 0                   |                              |                                 |                              |                                 |                              |                                  |                              |                                 |                                  |                                    |                                  |        |
| Willie Mays, R<br>OBP: 0.360, SLG: 0.554 (1, 8)    |   | 0-0<br>1-3                      |                              | 0-0<br>1B                       | 0-0<br>2B                    |                                 |                              | 0-3<br>K                        |                              | 4 2 2 1 0 1 0                   |                              |                                 |                              |                                 |                              |                                  |                              |                                 |                                  |                                    |                                  |        |
| Jim Ray Hart, R<br>OBP: 0.345, SLG: 0.493 (1, 7)   |   | 0-0<br>5-3                      |                              | 0-0<br>1B                       | 0-0<br>2B                    |                                 |                              | 0-0<br>PB                       |                              | 4 1 3 2 0 0 0                   |                              |                                 |                              |                                 |                              |                                  |                              |                                 |                                  |                                    |                                  |        |
| Tom Haller, L<br>OBP: 0.316, SLG: 0.474 (1, 2)     |   | 4-0<br>BB                       |                              | 0-0<br>1B                       | 0-0<br>F3                    |                                 |                              | 0-3<br>K                        |                              | 3 0 1 0 1 1 2                   |                              |                                 |                              |                                 |                              |                                  |                              |                                 |                                  |                                    |                                  |        |
| Ollie Brown, R<br>OBP: 0.284, SLG: 0.299 (1, 9)    |   | 0-3<br>K                        |                              | 0-0<br>1B                       |                              |                                 |                              | 0-0<br>F9                       |                              | 4 0 2 0 0 1 2                   |                              |                                 |                              |                                 |                              |                                  |                              |                                 |                                  |                                    |                                  |        |
| Hal Lanier, R<br>OBP: 0.259, SLG: 0.284 (1, 4)     |   |                                 | 0-0<br>6-3                   | 0-0<br>1B                       |                              |                                 |                              | 4-0<br>IBB                      |                              | 3 0 1 1 1 0 1                   |                              |                                 |                              |                                 |                              |                                  |                              |                                 |                                  |                                    |                                  |        |
| Joe Gibbon, R<br>OBP: 0.222, SLG: 0.125 (1, 1)     |   |                                 | 0-3<br>K                     | 0-0<br>FC2                      |                              |                                 |                              | 0-3<br>K                        |                              | 0 0 0 0 0 0 0                   |                              |                                 |                              |                                 |                              |                                  |                              |                                 |                                  |                                    |                                  |        |
| Bob Priddy, R<br>OBP: 0.214, SLG: 0.154 (2, 1)     |   |                                 |                              | 0-0<br>FC2                      |                              |                                 |                              | 0-3<br>K                        |                              | 4 0 0 0 0 3 6                   |                              |                                 |                              |                                 |                              |                                  |                              |                                 |                                  |                                    |                                  |        |
| <b>Inning Stats</b>                                | R: 0<br>E: 0<br>K: 0<br>S: 3                          | H: 1<br>LOB: 0<br>BB: 0<br>P: 3 | R: 0<br>E: 0<br>K: 1<br>S: 5 | H: 0<br>LOB: 1<br>BB: 1<br>P: 9 | R: 0<br>E: 0<br>K: 1<br>S: 5 | H: 0<br>LOB: 0<br>BB: 0<br>P: 5 | R: 3<br>E: 0<br>K: 0<br>S: 9 | H: 6<br>LOB: 3<br>BB: 0<br>P: 9 | R: 1<br>E: 0<br>K: 0<br>S: 5 | H: 2<br>LOB: 1<br>BB: 0<br>P: 5 | R: 0<br>E: 0<br>K: 1<br>S: 6 | H: 1<br>LOB: 1<br>BB: 0<br>P: 6 | R: 0<br>E: 0<br>K: 1<br>S: 5 | H: 0<br>LOB: 0<br>BB: 0<br>P: 5 | R: 0<br>E: 0<br>K: 2<br>S: 8 | H: 1<br>LOB: 2<br>BB: 1<br>P: 12 | R: 0<br>E: 0<br>K: 0<br>S: 3 | H: 0<br>LOB: 0<br>BB: 0<br>P: 3 | 1B: 8<br>2B: 3<br>3B: 0<br>HR: 0 | SF: 0<br>SAC: 0<br>DP: 1<br>HBP: 0 | WP: 0<br>PB: 1<br>SB: 0<br>CS: 0 | PA: 39 |
| <b>PITCHER</b>                                     | IP WLS BF H R ER SO BB IBB HBP BLK WP HR S P ERA WHIP |                                 |                              |                                 |                              |                                 |                              |                                 |                              |                                 |                              |                                 |                              |                                 |                              |                                  |                              |                                 |                                  |                                    |                                  |        |
| Bob Friend, R<br>ERA: 3.69 (1, 1)                  | 5.0 L 24 9 4 3 2 1 0 0 0 0 0 0 27 31 5.40 2.000       |                                 |                              |                                 |                              |                                 |                              |                                 |                              |                                 |                              |                                 |                              |                                 |                              |                                  |                              |                                 |                                  |                                    |                                  |        |
| Darrell Sutherland, R<br>ERA: 5.08 (6, 1)          | 2.0 7 1 0 0 2 0 0 0 0 0 0 0 11 11 0.00 0.500          |                                 |                              |                                 |                              |                                 |                              |                                 |                              |                                 |                              |                                 |                              |                                 |                              |                                  |                              |                                 |                                  |                                    |                                  |        |
| Larry Bearnarth, R<br>ERA: 4.56 (8, 1)             | 2.0 8 1 0 0 2 0 1 0 0 0 0 0 11 15 0.00 0.500          |                                 |                              |                                 |                              |                                 |                              |                                 |                              |                                 |                              |                                 |                              |                                 |                              |                                  |                              |                                 |                                  |                                    |                                  |        |

**San Francisco Giants @ New York Mets**  
 Shea Stadium, Flushing, NY  
 Mon Aug 01 1966, 7:05 PM EDT  
 Att: 39,778 - Unknown

|     |    |
|-----|----|
| AB  | 37 |
| R   | 4  |
| H   | 11 |
| RBI | 4  |
| BB  | 2  |
| SO  | 6  |
| LOB | 16 |



| Batter  | 1          | 2                  | 3         | 4          | 5          | 6 | 7         | 8          | 9         | AB | R | H | RBI | BB | SO | LOB |
|---|------------|--------------------|-----------|------------|------------|---|-----------|------------|-----------|----|---|---|-----|----|----|-----|
| Ron Hunt, R<br>OBP: 0.364, SLG: 0.361<br>(1, 4)   | 0-0<br>1-3 | 0-0<br>G6-3        |           |            | 0-3<br>K   |   |           | 0-0<br>1-3 |           | 4  | 0 | 0 | 0   | 0  | 1  | 3   |
| Eddie Bressoud, R<br>OBP: 0.319, SLG: 0.385<br>(1, 6)   | 0-0<br>F9  |                    | 0-0<br>F7 |            | 0-0<br>5-3 |   |           | 0-0<br>F8  |           | 4  | 0 | 0 | 0   | 0  | 0  | 0   |
| Ken Boyer, R<br>OBP: 0.306, SLG: 0.411<br>(1, 5)  | 0-3<br>K   |                    | 0-0<br>1B |            | 0-0<br>5-3 |   |           | 0-0<br>4-3 |           | 4  | 0 | 1 | 0   | 0  | 1  | 0   |
| Cleon Jones, R<br>OBP: 0.321, SLG: 0.380<br>(1, 8)  |            | 0-0<br>1B BB BB 1B | 0-0<br>F9 |            | 0-0<br>6-3 |   |           | 0-3<br>K   |           | 4  | 1 | 1 | 0   | 0  | 1  | 1   |
| Ron Swoboda, R<br>OBP: 0.287, SLG: 0.349<br>John Stephenson, L<br>OBP: 0.239, SLG: 0.216<br>(1, 7)<br>(6, 2)  |            | 4-0<br>BB BB 1B BB | 0-0<br>F8 |            | 0-0<br>1B  |   |           | 0-0<br>F3  |           | 1  | 1 | 0 | 0   | 1  | 0  | 1   |
| Larry Elliot, L<br>OBP: 0.360, SLG: 0.433<br>(1, 9)<br>(6, 7)   |            | 0-0<br>1B BB 1B    |           | 0-0<br>F7  |            |   | 0-0<br>F3 |            | 0-0<br>F8 | 4  | 0 | 1 | 0   | 0  | 0  | 1   |
| Jerry Grote, R<br>OBP: 0.322, SLG: 0.320<br>Darrell Sutherland, R<br>OBP: 0.667, SLG: 0.667<br>Chuck Hiller, L<br>OBP: 0.377, SLG: 0.409<br>Larry Bearnarth, R<br>OBP: 0.111, SLG: 0.222<br>(1, 2)<br>(6, 1)<br>(7, PH)<br>(8, 1) |            | 4-0<br>1B BB BB    |           | 0-3<br>K   |            |   | 0-0<br>F8 |            |           | 1  | 0 | 0 | 1   | 1  | 1  | 0   |
| Ed Kranepool, L<br>OBP: 0.319, SLG: 0.397<br>(1, 3)   |            | 0-0<br>1B BB BB    |           | 0-0<br>G3  |            |   | 0-0<br>F8 |            |           | 3  | 0 | 1 | 1   | 0  | 0  | 0   |
| Bob Friend, R<br>Al Luplow, L<br>OBP: 0.315, SLG: 0.327<br>(1, 1)<br>(5, PH)<br>(6, 9)  |            | 0-3<br>K           |           | 0-0<br>6-3 |            |   | 0-0<br>F9 |            |           | 1  | 0 | 0 | 0   | 0  | 1  | 3   |
|   |            |                    |           |            |            |   |           |            |           | 2  | 0 | 0 | 0   | 0  | 0  | 0   |

**BOTTOM**

**San Francisco Giants @ New York Mets**  
 Shea Stadium, Flushing, NY  
 Mon Aug 01 1966, 7:05 PM EDT  
 Att. 39,778 - Unknown

livebaseballscorecards.com

|            |           |
|------------|-----------|
| <b>AB</b>  | <b>31</b> |
| <b>R</b>   | <b>2</b>  |
| <b>H</b>   | <b>5</b>  |
| <b>RBI</b> | <b>2</b>  |
| <b>BB</b>  | <b>2</b>  |
| <b>SO</b>  | <b>5</b>  |
| <b>LOB</b> | <b>9</b>  |



| Inning Stats | R: 0 | H: 0 | E: 0 | K: 1 | S: 5 | H: 0 | LOB: 0 | BB: 0 | P: 5 | R: 2 | H: 3 | E: 0 | K: 1 | S: 7 | H: 1 | LOB: 1 | BB: 0 | P: 4 | R: 0 | H: 0 | E: 0 | K: 1 | S: 5 | H: 0 | LOB: 0 | BB: 0 | P: 5 | R: 0 | H: 1 | E: 0 | K: 0 | S: 4 | H: 0 | LOB: 1 | BB: 0 | P: 4 | R: 0 | H: 0 | E: 0 | K: 0 | S: 3 | H: 0 | LOB: 0 | BB: 0 | P: 3 | R: 0 | H: 0 | E: 0 | K: 0 | S: 3 | H: 0 | LOB: 0 | BB: 0 | P: 3 | R: 0 | H: 0 | E: 0 | K: 1 | S: 5 | H: 0 | LOB: 0 | BB: 0 | P: 5 |
|--------------|------|------|------|------|------|------|--------|-------|------|------|------|------|------|------|------|--------|-------|------|------|------|------|------|------|------|--------|-------|------|------|------|------|------|------|------|--------|-------|------|------|------|------|------|------|------|--------|-------|------|------|------|------|------|------|------|--------|-------|------|------|------|------|------|------|------|--------|-------|------|
|--------------|------|------|------|------|------|------|--------|-------|------|------|------|------|------|------|------|--------|-------|------|------|------|------|------|------|------|--------|-------|------|------|------|------|------|------|------|--------|-------|------|------|------|------|------|------|------|--------|-------|------|------|------|------|------|------|------|--------|-------|------|------|------|------|------|------|------|--------|-------|------|

| PITCHER                              | IP  | WLS | BF | H | R | ER | SO | BB | IBB | HBP | BLK | WP | HR | S  | P  | ERA   | WHIP  |
|--------------------------------------|-----|-----|----|---|---|----|----|----|-----|-----|-----|----|----|----|----|-------|-------|
| Joe Gibbon, L<br>ERA: 3.62<br>(1, 1) | 1.0 |     | 8  | 3 | 2 | 2  | 1  | 2  | 0   | 0   | 0   | 0  | 0  | 8  | 16 | 18.00 | 5.000 |
| Bob Priddy, R<br>ERA: 3.74<br>(2, 1) | 8.0 | W   | 25 | 2 | 0 | 0  | 4  | 0  | 0   | 0   | 0   | 0  | 0  | 33 | 33 | 0.00  | 0.250 |

|              |               |
|--------------|---------------|
| <b>WP: 0</b> | <b>PA: 33</b> |
| <b>PB: 0</b> |               |
| <b>SB: 0</b> |               |
| <b>CS: 0</b> |               |

| PITCHER | IP | WLS | BF | H | R | ER | SO | BB | IBB | HBP | BLK | WP | HR | S | P | ERA | WHIP |
|---------|----|-----|----|---|---|----|----|----|-----|-----|-----|----|----|---|---|-----|------|
|---------|----|-----|----|---|---|----|----|----|-----|-----|-----|----|----|---|---|-----|------|

| Batter   | 1   | 2                               | 3                            | 4                               | 5                            | 6                                 | 7                            | 8                               | 9                            | AB R H RBI BB SO LOB   | TOP                          |                                  |                              |                                  |                              |                                 |                                  |                                    |                                  |        |  |  |  |  |  |  |  |  |  |  |  |  |  |  |  |  |
|--|---|---------------------------------|------------------------------|---------------------------------|------------------------------|-----------------------------------|------------------------------|---------------------------------|------------------------------|--|------------------------------|----------------------------------|------------------------------|----------------------------------|------------------------------|---------------------------------|----------------------------------|------------------------------------|----------------------------------|--------|--|--|--|--|--|--|--|--|--|--|--|--|--|--|--|--|
| <b>Tito Fuentes, S</b><br>OBP: 0.277, SLG: 0.326<br>(1, 6)<br>(7, 4)   | 0-0<br>L1   |                                 | 0-0<br>6-3                   |                                 |                              | 0-0<br>1B BB<br>1B                | 0-3<br>K                     |                                 | 0-0<br>1-3                   | 5 0 1 0 0 1 2  |                              |                                  |                              |                                  |                              |                                 |                                  |                                    |                                  |        |  |  |  |  |  |  |  |  |  |  |  |  |  |  |  |  |
| <b>Willie McCovey, L</b><br>OBP: 0.382, SLG: 0.550<br><b>Don Mason, L</b><br>OBP: 0.130, SLG: 0.261<br><b>Bob Burda, L</b><br>OBP: 0.188, SLG: 0.200<br>(1, 3)<br>(6, PR)<br>(6, 3)  | 0-0<br>3-1  |                                 | 0-3<br>K                     |                                 |                              | 4-0<br>1B<br>1-2<br>BB            |                              | 0-0<br>2-3                      | 0-0<br>F5                    | 2 0 0 0 1 1 0<br>0 0 0 0 0 0 0<br>2 0 0 0 0 0 0  |                              |                                  |                              |                                  |                              |                                 |                                  |                                    |                                  |        |  |  |  |  |  |  |  |  |  |  |  |  |  |  |  |  |
| <b>Willie Mays, R</b><br>OBP: 0.361, SLG: 0.553<br>(1, 8)  | 0-3<br>K  |                                 |                              | 0-0<br>6-3                      |                              | 0-0<br>1B<br>1-2<br>2-3<br>1B     |                              | 4-0<br>1B<br>1B<br>BB           |                              | 3 1 1 0 0 1 1 0  |                              |                                  |                              |                                  |                              |                                 |                                  |                                    |                                  |        |  |  |  |  |  |  |  |  |  |  |  |  |  |  |  |  |
| <b>Jim Ray Hart, R</b><br>OBP: 0.347, SLG: 0.493<br>(1, 7)   |   | 0-0<br>1B<br>SF7<br>1B          |                              | 0-3<br>K                        |                              | 0-0<br>1B<br>1-2<br>2-3<br>G4-6-3 |                              | 0-0<br>1B<br>1B<br>BB           |                              | 4 2 2 0 0 1 3  |                              |                                  |                              |                                  |                              |                                 |                                  |                                    |                                  |        |  |  |  |  |  |  |  |  |  |  |  |  |  |  |  |  |
| <b>Jim Davenport, R</b><br>OBP: 0.306, SLG: 0.377<br>(1, 5)<br>(7, 6)  |   | 0-0<br>1B<br>SF7<br>1B          |                              | 0-0<br>6-3                      |                              |                                   | 4-0<br>WP<br>PB<br>SF7<br>BB | 4-0<br>1B<br>1-2<br>E<br>BB     |                              | 2 2 1 0 2 0 0  |                              |                                  |                              |                                  |                              |                                 |                                  |                                    |                                  |        |  |  |  |  |  |  |  |  |  |  |  |  |  |  |  |  |
| <b>Ozzie Virgil, R</b><br>OBP: 0.300, SLG: 0.421<br>(1, 2)<br>(7, 5)   |   | 0-0<br>SF7                      |                              |                                 | 0-0<br>1B<br>G6-4-3          |                                   | 0-0<br>5-3                   | 0-0<br>E<br>CS<br>1B            |                              | 3 0 2 3 0 0 1  |                              |                                  |                              |                                  |                              |                                 |                                  |                                    |                                  |        |  |  |  |  |  |  |  |  |  |  |  |  |  |  |  |  |
| <b>Ollie Brown, R</b><br>OBP: 0.284, SLG: 0.295<br>(1, 9)  |   | 0-0<br>F3                       |                              |                                 | 0-0<br>F8                    |                                   | 4-0<br>WP<br>BB<br>2-3<br>BB | 0-0<br>E6<br>1-3<br>2-H         |                              | 3 0 0 0 1 0 3  |                              |                                  |                              |                                  |                              |                                 |                                  |                                    |                                  |        |  |  |  |  |  |  |  |  |  |  |  |  |  |  |  |  |
| <b>Hal Lanier, R</b><br>OBP: 0.257, SLG: 0.282<br><b>Tom Haller, L</b><br>OBP: 0.314, SLG: 0.473<br>(1, 4)<br>(7, PH)<br>(7, 2)  |   | 0-3<br>K2-3                     |                              |                                 | 0-0<br>G6-4-3                |                                   | 0-0<br>SF7                   | 0-0<br>F5                       |                              | 2 0 0 0 0 1 2<br>1 0 0 1 0 0 2   |                              |                                  |                              |                                  |                              |                                 |                                  |                                    |                                  |        |  |  |  |  |  |  |  |  |  |  |  |  |  |  |  |  |
| <b>Ray Sadecki, L</b><br>OBP: 0.344, SLG: 0.710<br><b>Ron Herbel, R</b><br>OBP: 0.057, SLG: 0.029<br><b>Jesus Alou, R</b><br>OBP: 0.250, SLG: 0.266<br><b>Lindy McDaniel, R</b><br>OBP: 0.091, SLG: 0.091<br><b>Len Gabrielson, L</b><br>OBP: 0.284, SLG: 0.294<br><b>Frank Litzy, R</b><br>OBP: 0.158, SLG: 0.313<br><b>Bill Henry, L</b><br>OBP: 0.253, SLG: 0.293<br>(1, 1)<br>(3, 1)<br>(6, PH)<br>(6, 1)<br>(7, PH)<br>(7, 1)<br>(8, 1)<br>(8, 1) |   | 0-0<br>4-3                      |                              | 0-0<br>4-3                      |                              | 0-0<br>F2                         | 4-0<br>WP<br>1-2<br>BB       | 0-0<br>CS<br>3-H                | 0-0<br>6-3                   | 1 0 0 0 0 0 0 0<br>0 0 0 0 0 0 0 0<br>1 0 0 0 0 0 0 0<br>0 0 0 0 0 0 0 0<br>0 0 0 0 0 1 0 0<br>0 0 0 0 0 0 0 0<br>0 0 0 0 0 0 0 0<br>1 0 0 0 0 0 0 0 |                              |                                  |                              |                                  |                              |                                 |                                  |                                    |                                  |        |  |  |  |  |  |  |  |  |  |  |  |  |  |  |  |  |
| <b>Inning Stats</b>  | R: 0<br>E: 0<br>K: 1<br>S: 5                          | H: 0<br>LOB: 0<br>BB: 0<br>P: 5 | R: 1<br>E: 0<br>K: 1<br>S: 7 | H: 2<br>LOB: 1<br>BB: 0<br>P: 7 | R: 0<br>E: 0<br>K: 1<br>S: 5 | H: 0<br>LOB: 0<br>BB: 0<br>P: 5   | R: 0<br>E: 0<br>K: 0<br>S: 3 | H: 1<br>LOB: 0<br>BB: 0<br>P: 3 | R: 0<br>E: 0<br>K: 0<br>S: 4 | H: 2<br>LOB: 3<br>BB: 1<br>P: 8  | R: 1<br>E: 0<br>K: 1<br>S: 5 | H: 0<br>LOB: 2<br>BB: 3<br>P: 17 | R: 3<br>E: 1<br>K: 0<br>S: 5 | H: 2<br>LOB: 1<br>BB: 2<br>P: 13 | R: 0<br>E: 0<br>K: 0<br>S: 3 | H: 0<br>LOB: 0<br>BB: 0<br>P: 3 | 1B: 7<br>2B: 0<br>3B: 0<br>HR: 0 | SF: 2<br>SAC: 0<br>DP: 2<br>HBP: 0 | WP: 2<br>PB: 1<br>SB: 0<br>CS: 1 | PA: 39 |  |  |  |  |  |  |  |  |  |  |  |  |  |  |  |  |
| <b>PITCHER</b>   | IP WLS BF H R ER SO BB IBB HBP BLK WP HR S P ERA WHIP |                                 |                              |                                 |                              |                                   |                              |                                 |                              |  |                              |                                  |                              |                                  |                              |                                 |                                  |                                    |                                  |        |  |  |  |  |  |  |  |  |  |  |  |  |  |  |  |  |
| <b>Gerry Arrigo, L</b><br>ERA: 3.74<br>(1, 1)  | 5.1   |                                 | 21                           | 5                               | 1                            | 1                                 | 4                            | 1                               | 0                            | 0  | 0                            | 0                                | 0                            | 28                               | 32                           | 1.69                            | 1.125                            |                                    |                                  |        |  |  |  |  |  |  |  |  |  |  |  |  |  |  |  |  |
| <b>Jack Hamilton, R</b><br>ERA: 3.66<br>(6, 1)   | 2.0   | L                               | 13                           | 2                               | 4                            | 3                                 | 1                            | 5                               | 0                            | 0  | 0                            | 2                                | 0                            | 10                               | 30                           | 13.50                           | 3.500                            |                                    |                                  |        |  |  |  |  |  |  |  |  |  |  |  |  |  |  |  |  |
| <b>Rob Gardner, L</b><br>ERA: 4.43<br>(8, 1)   | 0.2   |                                 | 1                            | 0                               | 0                            | 0                                 | 0                            | 0                               | 0                            | 0  | 0                            | 0                                | 0                            | 1                                | 1                            | 0.00                            | 0.000                            |                                    |                                  |        |  |  |  |  |  |  |  |  |  |  |  |  |  |  |  |  |
| <b>Darrell Sutherland, R</b><br>ERA: 4.91<br>(9, 1)  | 1.0   |                                 | 3                            | 0                               | 0                            | 0                                 | 0                            | 0                               | 0                            | 0  | 0                            | 0                                | 0                            | 3                                | 3                            | 0.00                            | 0.000                            |                                    |                                  |        |  |  |  |  |  |  |  |  |  |  |  |  |  |  |  |  |

**San Francisco Giants @ New York Mets**  
Shea Stadium, Flushing, NY  
Tue Aug 02 1966, 7:05 PM EDT  
Att: 38,258 - Unknown

livebaseballscorecards.com

|     |    |
|-----|----|
| AB  | 30 |
| R   | 5  |
| H   | 7  |
| RBI | 4  |
| BB  | 6  |
| SO  | 5  |
| LOB | 13 |





BOTTOM

San Francisco Giants @ New York Mets  
Shea Stadium, Flushing, NY  
Tue Aug 02 1966, 7:05 PM EDT  
Att. 38,258 - Unknown

livebaseballscorecards.com

|     |    |
|-----|----|
| AB  | 35 |
| R   | 4  |
| H   | 9  |
| RBI | 4  |
| BB  | 4  |
| SO  | 6  |
| LOB | 17 |



| AB | R | H | RBI | BB | SO | LOB |
|----|---|---|-----|----|----|-----|
| 4  | 0 | 1 | 0   | 1  | 0  | 0   |
| 4  | 0 | 1 | 0   | 1  | 1  | 2   |
| 4  | 1 | 1 | 1   | 1  | 0  | 4   |
| 4  | 0 | 0 | 1   | 0  | 1  | 6   |
| 3  | 0 | 0 | 0   | 0  | 1  | 2   |
| 1  | 0 | 0 | 0   | 0  | 0  | 0   |
| 3  | 1 | 1 | 1   | 0  | 0  | 0   |
| 1  | 1 | 1 | 0   | 0  | 0  | 0   |
| 4  | 0 | 1 | 0   | 0  | 3  | 0   |
| 3  | 0 | 1 | 1   | 1  | 0  | 1   |
| 2  | 1 | 1 | 0   | 0  | 0  | 1   |
| 1  | 0 | 1 | 0   | 0  | 0  | 0   |
| 0  | 0 | 0 | 0   | 0  | 0  | 0   |
| 0  | 0 | 0 | 0   | 0  | 0  | 0   |
| 1  | 0 | 0 | 0   | 0  | 0  | 1   |
| 0  | 0 | 0 | 0   | 0  | 0  | 0   |

| Batter  | 1      | 2       | 3            | 4      | 5             | 6            | 7          | 8             | 9       |
|---|--------|---------|--------------|--------|---------------|--------------|------------|---------------|---------|
| Ron Hunt, R (1, 4)<br>OBP: 0.364, SLG: 0.363            | 0-0 F4 |         | 4-0 WP BB    |        | 0-0 1-3 2B    |              | 0-0 5-3    |               | 0-0 F7  |
| Eddie Bressoud, R (1, 6)<br>OBP: 0.320, SLG: 0.382      | 0-0 F7 |         | 4-0 BB       |        | 0-0 5-3       |              | 0-0 4-3 1B |               | 0-3 K   |
| Ken Boyer, R (1, 5)<br>OBP: 0.308, SLG: 0.418           | 0-0 HR |         | 0-0 P3       |        | 4-0 1-3 IBB   |              | 0-0 4-3    |               | 0-0 5-3 |
| Cleon Jones, R (1, 8)<br>OBP: 0.318, SLG: 0.375         | 0-3 K  |         | 0-0 5-3      |        | 0-0 1-3       |              | 0-0 5-3    |               |         |
| Ron Swoboda, R (1, 7)<br>OBP: 0.284, SLG: 0.344         |        | 0-0 5-3 |              | 0-3 K  |               | 0-0 5-3      |            | 0-0 6-3       |         |
| Al Luplow, L (8, PH) (9, 9)<br>OBP: 0.314, SLG: 0.325   |        |         |              |        |               |              |            |               |         |
| Hawk Taylor, R (1, 2)<br>OBP: 0.198, SLG: 0.288         |        | 0-0 1-3 |              | 0-0 HR |               | 0-0 F3       |            | 0-0 2B 4-3 1B |         |
| Jerry Grote, R (8, 2)<br>OBP: 0.325, SLG: 0.323         |        |         |              |        |               |              |            |               |         |
| Larry Elliot, L (1, 9) (9, 7)<br>OBP: 0.356, SLG: 0.436 |        | 0-3 K   |              | 0-3 K  |               | 0-3 K        |            | 0-0 4-3 2B    |         |
| Ed Kranepool, L (1, 3)<br>OBP: 0.321, SLG: 0.397        |        |         | 0-0 WP WP 1B |        | 0-0 F6        | 4-0 PB 1B BB |            | 0-0 4-3       |         |
| Gerry Arrigo, L (1, 1)<br>OBP: 0.083, SLG: 0.700        |        |         | 0-0 F5       |        | 0-0 2B 1-3 1B | 0-0 1-H 1B   |            | 0-0 F7        |         |
| Jack Hamilton, R (8, 1)<br>OBP: 0.147, SLG: 0.121       |        |         |              |        |               |              |            |               |         |
| Rob Gardner, R (8, PH)<br>OBP: 0.158, SLG: 0.184        |        |         |              |        |               |              |            |               |         |
| Billy Murphy, R (8, PH)<br>OBP: 0.282, SLG: 0.360       |        |         |              |        |               |              |            |               |         |
| Chuck Hiller, R (8, PH)<br>OBP: 0.374, SLG: 0.407       |        |         |              |        |               |              |            |               |         |
| Darrell Sutherland, R (9, 1)<br>OBP: 0.667, SLG: 0.667  |        |         |              |        |               |              |            |               |         |

Inning Stats

| PITCHER                               | IP  | WLS | BF | H | R | ER | SO | BB | IBB | HBP | BLK | WP | HR | S  | P  | ERA  | WHIP  |
|---------------------------------------|-----|-----|----|---|---|----|----|----|-----|-----|-----|----|----|----|----|------|-------|
| Ray Sadecki, L (1, 1)<br>ERA: 4.88    | 2.1 |     | 10 | 2 | 1 | 1  | 2  | 1  | 1   | 0   | 0   | 1  | 1  | 13 | 17 | 3.86 | 1.286 |
| Ron Herbel, R (3, 1)<br>ERA: 4.39     | 2.2 |     | 13 | 3 | 2 | 2  | 2  | 1  | 1   | 0   | 0   | 1  | 1  | 15 | 23 | 6.75 | 1.500 |
| Lindy McDaniel, R (6, 1)<br>ERA: 3.25 | 1.0 |     | 4  | 1 | 0 | 0  | 1  | 1  | 0   | 0   | 0   | 0  | 0  | 5  | 9  | 0.00 | 2.000 |
| Frank Linzy, R (7, 1)<br>ERA: 2.65    | 1.1 |     | 7  | 3 | 1 | 1  | 0  | 0  | 0   | 0   | 0   | 0  | 0  | 7  | 7  | 6.75 | 2.250 |
| Bill Henry, L (8, 1)<br>ERA: 1.47     | 0.1 |     | 1  | 0 | 0 | 0  | 0  | 0  | 0   | 0   | 0   | 0  | 0  | 1  | 1  | 0.00 | 0.000 |

| PITCHER                              | IP  | WLS | BF | H | R | ER | SO | BB | IBB | HBP | BLK | WP | HR | S | P | ERA  | WHIP  |
|--------------------------------------|-----|-----|----|---|---|----|----|----|-----|-----|-----|----|----|---|---|------|-------|
| Juan Marichal, R (8, 1)<br>ERA: 1.94 | 1.1 |     | 4  | 0 | 0 | 0  | 1  | 0  | 0   | 0   | 0   | 0  | 0  | 6 | 6 | 0.00 | 0.000 |

TOP

San Francisco Giants @ New York Mets  
Shea Stadium, Flushing, NY  
Wed Aug 03 1966, 7:05 PM EDT  
Att: 47,545 - Unknown

livebaseballscorecards.com

AB 40  
R 11  
H 17  
RBI 11  
BB 4  
SO 5  
LOB 17



WP: 1 PA: 44  
PB: 0  
SB: 0  
CS: 1

AB R H RBI BB SO LOB

|   |   |   |   |   |   |   |
|---|---|---|---|---|---|---|
| 5 | 1 | 2 | 0 | 0 | 0 | 2 |
| 4 | 1 | 2 | 2 | 0 | 0 | 0 |
| 1 | 0 | 0 | 0 | 0 | 0 | 2 |
| 3 | 1 | 0 | 0 | 1 | 1 | 2 |
| 1 | 0 | 1 | 1 | 0 | 0 | 0 |
| 4 | 1 | 2 | 1 | 1 | 1 | 1 |
| 0 | 0 | 0 | 0 | 0 | 0 | 0 |
| 4 | 1 | 3 | 4 | 0 | 0 | 0 |
| 1 | 0 | 1 | 0 | 0 | 0 | 0 |
| 5 | 3 | 2 | 2 | 0 | 1 | 4 |
| 4 | 1 | 4 | 1 | 1 | 0 | 0 |
| 5 | 1 | 0 | 0 | 0 | 1 | 4 |
| 3 | 1 | 0 | 0 | 1 | 1 | 2 |

1B: 13 SF: 0  
2B: 2 SAC: 0  
3B: 0 DP: 3  
HR: 3 HBP: 0

| Batter   | 1      | 2       | 3          | 4         | 5       | 6        | 7           | 8                | 9 |
|--|--------|---------|------------|-----------|---------|----------|-------------|------------------|---|
| Tito Fuentes, S<br>OBP: 0.279, SLG: 0.327 (1, 6)   | 0-0 F7 |         | 0-0 1B 1B  |           | 0-0 F9  |          | 0-0 F8      | 0-0 G6-4-3 1B    |   |
| Jim Davenport, R<br>OBP: 0.309, SLG: 0.383 (1, 5)  | 0-0 F9 |         | 0-0 1B 1B  |           | 0-0 F8  |          | 0-0 HR 2B   | 0-0 G6-4-3 1B    |   |
| Ozzie Virgil, R<br>OBP: 0.295, SLG: 0.414 (7, 5)   |        |         | 1-3 1B     |           |         |          | 2-H 3-H     | 1-2f 2-3         |   |
| Willie McCovey, L<br>OBP: 0.381, SLG: 0.545 (1, 3) | 0-0 F8 |         | 0-3 K      |           |         | 0-0 F6   | 4-0 HR BB   | 0-0 1B           |   |
| Bob Burda, L<br>OBP: 0.235, SLG: 0.250 (7, 3)      |        |         |            |           |         |          | BB          | 3-H              |   |
| Willie Mays, R<br>OBP: 0.364, SLG: 0.552 (1, 8)    |        | 0-3 K   | 0-0 1B     |           |         | 0-0 1B   | 4-0 HR BB   | 0-0 4-3          |   |
| Jesus Alou, R<br>OBP: 0.250, SLG: 0.266 (9, 9)     |        |         | 1-3 3-H 1B |           |         | 1-3 1B   | 1-2 2-3     |                  |   |
| Jim Ray Hart, R<br>OBP: 0.350, SLG: 0.504 (1, 7)   |        | 0-0 6-3 |            | 0-0 CS 1B |         | 0-0 1B   | 0-0 HR      | 0-0 FC3-6 1B     |   |
| Len Gabrielson, L<br>OBP: 0.288, SLG: 0.298 (7, 7) |        |         |            |           |         | 1-3 1B   | 1-H 2-H 3-H |                  |   |
| Tom Haller, L<br>OBP: 0.316, SLG: 0.490 (1, 2)     |        | 0-0 HR  |            | 0-3 K     |         | 0-0 G6-3 | 0-0 HR      | 0-0 FC3-6 1B     |   |
| Ollie Brown, R<br>OBP: 0.296, SLG: 0.306 (1, 9)    |        | 4-0 BB  |            | 0-0 1B    |         | 0-0      | WP 2B 1B    | 0-0 1B           |   |
| Hal Lanier, R<br>OBP: 0.253, SLG: 0.278 (1, 4)     | 0-0 F7 |         | 0-0 F9     |           |         | 0-0      | E6 WP 2B    | 0-0 4-3          |   |
| Gaylord Perry, R<br>OBP: 0.228, SLG: 0.232 (1, 1)  |        |         | 0-0 5-3    |           | 0-0 6-3 |          | 0-3 K       | 4-0 G6-4-3 1B BB |   |

| Inning Stats | R: 0 | H: 0 | E: 0 | K: 0 | S: 3 | P: 3 | R: 1 | H: 1 | E: 0 | K: 1 | S: 6 | P: 10 | R: 1 | H: 3 | E: 0 | K: 1 | S: 7 | P: 7 | R: 0 | H: 2 | E: 0 | K: 1 | S: 6 | P: 6 | R: 0 | H: 0 | E: 0 | K: 0 | S: 3 | P: 3 | R: 0 | H: 2 | E: 0 | K: 0 | S: 4 | P: 4 | R: 7 | H: 5 | E: 1 | K: 2 | S: 13 | P: 21 | R: 1 | H: 2 | E: 0 | K: 0 | S: 4 | P: 8 | R: 1 | H: 2 | E: 1 | K: 0 | S: 4 | P: 4 | R: 1 | H: 2 | E: 0 | K: 0 | S: 4 | P: 4 |
|--------------|------|------|------|------|------|------|------|------|------|------|------|-------|------|------|------|------|------|------|------|------|------|------|------|------|------|------|------|------|------|------|------|------|------|------|------|------|------|------|------|------|-------|-------|------|------|------|------|------|------|------|------|------|------|------|------|------|------|------|------|------|------|
|--------------|------|------|------|------|------|------|------|------|------|------|------|-------|------|------|------|------|------|------|------|------|------|------|------|------|------|------|------|------|------|------|------|------|------|------|------|------|------|------|------|------|-------|-------|------|------|------|------|------|------|------|------|------|------|------|------|------|------|------|------|------|------|

| PITCHER                                | IP  | WLS | BF | H  | R | ER | SO | BB | IBB | HBP | BLK | WP | HR | S  | P  | ERA  | WHIP  |
|--|-----|-----|----|----|---|----|----|----|-----|-----|-----|----|----|----|----|------|-------|
| Jack Fisher, R<br>ERA: 3.87 (1, 1)     | 6.2 | L   | 29 | 10 | 5 | 2  | 4  | 1  | 0   | 0   | 0   | 1  | 1  | 36 | 40 | 2.70 | 1.650 |
| Rob Gardner, L<br>ERA: 4.43 (7, 1)     | 0.0 |     | 2  | 0  | 0 | 0  | 0  | 2  | 0   | 0   | 0   | 0  | 0  | 0  | 8  | ∞    | ∞     |
| Larry Bearmarth, R<br>ERA: 4.53 (7, 1) | 0.1 |     | 4  | 3  | 4 | 0  | 1  | 0  | 0   | 0   | 0   | 0  | 2  | 6  | 6  | 0.00 | 9.000 |
| Bill Hepler, L<br>ERA: 3.67 (8, 1)     | 2.0 |     | 9  | 4  | 2 | 1  | 0  | 1  | 0   | 0   | 0   | 0  | 0  | 8  | 12 | 4.50 | 2.500 |

| PITCHER | IP | WLS | BF | H | R | ER | SO | BB | IBB | HBP | BLK | WP | HR | S | P | ERA | WHIP |
|---------|----|-----|----|---|---|----|----|----|-----|-----|-----|----|----|---|---|-----|------|
|---------|----|-----|----|---|---|----|----|----|-----|-----|-----|----|----|---|---|-----|------|

BOTTOM

San Francisco Giants @ New York Mets  
Shea Stadium, Flushing, NY  
Wed Aug 03 1966, 7:05 PM EDT  
Att. 47,545 - Unknown

livebaseballscorecards.com

|     |    |
|-----|----|
| AB  | 34 |
| R   | 1  |
| H   | 9  |
| RBI | 1  |
| BB  | 2  |
| SO  | 7  |
| LOB | 19 |



|     |   |     |    |
|-----|---|-----|----|
| WP: | 0 | PA: | 36 |
| PB: | 0 | SB: | 0  |
| CS: | 0 |     |    |

| AB | R | H | RBI | BB | SO | LOB |
|----|---|---|-----|----|----|-----|
| 4  | 0 | 1 | 0   | 0  | 2  | 4   |
| 0  | 0 | 0 | 0   | 0  | 0  | 0   |
| 4  | 0 | 0 | 0   | 0  | 0  | 1   |
| 4  | 0 | 2 | 0   | 0  | 0  | 0   |
| 4  | 1 | 1 | 1   | 0  | 1  | 3   |
| 4  | 0 | 0 | 0   | 0  | 1  | 3   |
| 0  | 0 | 0 | 0   | 0  | 0  | 0   |
| 4  | 0 | 2 | 0   | 0  | 0  | 1   |
| 3  | 0 | 1 | 0   | 1  | 0  | 2   |
| 0  | 0 | 0 | 0   | 1  | 0  | 0   |
| 3  | 0 | 1 | 0   | 0  | 1  | 2   |
| 2  | 0 | 1 | 0   | 0  | 1  | 0   |
| 0  | 0 | 0 | 0   | 0  | 0  | 0   |
| 0  | 0 | 0 | 0   | 0  | 0  | 0   |
| 2  | 0 | 0 | 0   | 0  | 1  | 3   |

| Batter   | 1                                   | 2                       | 3          | 4          | 5          | 6                    | 7                          | 8         | 9                    |
|--|-------------------------------------|-------------------------|------------|------------|------------|----------------------|----------------------------|-----------|----------------------|
| <b>Chuck Hiller, L</b> (1, 7)<br>OBP: 0.371, SLG: 0.403<br><b>Bill Hepler, L</b> (8, 1)<br>OBP: 0.125, SLG: 0.125  | 0-0<br>FC4-6<br>1B                  | 0-3<br>K                |            |            | 0-3<br>K   |                      | 0-0<br>G4-6-3<br>1-2f      |           |                      |
| <b>Ron Hunt, R</b> (1, 4)<br>OBP: 0.360, SLG: 0.359  | 0-0<br>FC4-6<br>FC6-4<br>1B<br>1-2f |                         | 0-0<br>F8  |            | 0-0<br>5-3 |                      |                            | 0-0<br>F6 |                      |
| <b>Al Luplow, L</b> (1, 8)<br>OBP: 0.317, SLG: 0.328   | 0-0<br>FC6-4<br>1B<br>1-2           |                         | 0-0<br>6-3 |            |            | 0-0<br>FC6-4<br>1B   |                            | 0-0<br>F8 |                      |
| <b>Larry Elliot, L</b> (1, 9)<br>OBP: 0.352, SLG: 0.459  | 0-0<br>FC6-4<br>1-2f<br>2-3         |                         | 0-0<br>5-3 |            |            | 0-3<br>K             |                            | 0-0<br>HR |                      |
| <b>Ken Boyer, R</b> (1, 5)<br>OBP: 0.304, SLG: 0.413<br><b>Jerry Grote, R</b> (9, 5)<br>OBP: 0.325, SLG: 0.323   | 0-0<br>F9                           |                         | 0-0<br>F8  |            |            | 0-0<br>FC6-4<br>1-2f |                            | 0-3<br>K  |                      |
| <b>Ed Kranepool, L</b> (1, 3)<br>OBP: 0.323, SLG: 0.398  |                                     | 0-0<br>G3               |            | 0-0<br>1B  |            | 0-0<br>FC6-4<br>1-2f |                            |           | 0-0<br>FC3-6<br>1B   |
| <b>John Stephenson, L</b> (1, 2)<br>OBP: 0.248, SLG: 0.219   |                                     | 0-0<br>1B<br>BB<br>1B   |            | 0-0<br>F7  |            |                      | 4-0<br>1B<br>BB            |           | 0-0<br>FC3-6<br>1-2f |
| <b>Roy McMillan, R</b> (1, 6)<br>OBP: 0.284, SLG: 0.277<br><b>Eddie Bressoud, R</b> (3, 6)<br>OBP: 0.320, SLG: 0.382   |                                     | 4-0<br>1B<br>BB         |            | 0-0<br>4-3 |            |                      | 0-0<br>G4-6-3<br>1B<br>1-2 |           | 0-3<br>K             |
| <b>Jack Fisher, R</b> (1, 1)<br>OBP: 0.224, SLG: 0.182<br><b>Rob Gardner, R</b> (7, 1)<br>OBP: 0.158, SLG: 0.184<br><b>Larry Bearmarth, R</b> (7, 1)<br>OBP: 0.111, SLG: 0.222<br><b>Billy Murphy, R</b> (7, PH)<br>OBP: 0.257, SLG: 0.353<br>(8, 7) |                                     | 0-0<br>1B<br>1-2<br>2-3 |            | 0-3<br>K   |            |                      | 0-3<br>K                   |           | 0-0<br>F9            |

| Inning Stats | R | H | E | K | S | R | H | E | K | S | R | H | E | K | S | R | H | E | K | S | R | H | E | K | S | R | H | E | K | S | R | H | E | K | S | R | H | E | K | S | R | H | E | K | S | R | H | E | K | S | 1B | 2B | 3B | HR | SF | SAC | DP | HBP | WP | PA |   |   |   |   |   |   |   |   |   |   |   |   |   |   |   |   |   |   |   |   |   |   |   |   |    |
|--------------|---|---|---|---|---|---|---|---|---|---|---|---|---|---|---|---|---|---|---|---|---|---|---|---|---|---|---|---|---|---|---|---|---|---|---|---|---|---|---|---|---|---|---|---|---|---|---|---|---|---|----|----|----|----|----|-----|----|-----|----|----|---|---|---|---|---|---|---|---|---|---|---|---|---|---|---|---|---|---|---|---|---|---|---|---|----|
|              | 0 | 2 | 0 | 5 | 5 | 0 | 2 | 0 | 1 | 6 | 0 | 0 | 0 | 0 | 3 | 0 | 1 | 0 | 2 | 4 | 0 | 0 | 0 | 2 | 7 | 0 | 1 | 0 | 1 | 9 | 0 | 1 | 0 | 1 | 6 | 0 | 1 | 0 | 1 | 9 | 1 | 1 | 0 | 0 | 6 | 0 | 1 | 0 | 1 | 6 | 0  | 1  | 0  | 1  | 6  | 0   | 1  | 0   | 1  | 6  | 0 | 1 | 0 | 1 | 6 | 0 | 1 | 0 | 1 | 6 | 0 | 1 | 0 | 1 | 6 | 8 | 0 | 0 | 1 | 0 | 0 | 1 | 0 | 0 | 36 |

| PITCHER                                     | IP  | WLS | BF | H | R | ER | SO | BB | IBB | HBP | BLK | WP | HR | S  | P  | ERA  | WHIP  |
|---|-----|-----|----|---|---|----|----|----|-----|-----|-----|----|----|----|----|------|-------|
| <b>Gaylord Perry, R</b> (1, 1)<br>ERA: 2.71 | 9.0 | W   | 36 | 9 | 1 | 1  | 7  | 2  | 0   | 0   | 0   | 0  | 1  | 48 | 56 | 1.00 | 1.222 |

| Batter  | 1                            | 2                               | 3                            | 4                               | 5                            | 6                               | 7                            | 8                               | 9                            | AB R H RBI BB SO LOB                            | TOP                          |                                 |                              |                                 |                              |                                 |                                  |                                    |                                  |        |  |  |  |  |  |  |  |  |
|---|------------------------------|---------------------------------|------------------------------|---------------------------------|------------------------------|---------------------------------|------------------------------|---------------------------------|------------------------------|---|------------------------------|---------------------------------|------------------------------|---------------------------------|------------------------------|---------------------------------|----------------------------------|------------------------------------|----------------------------------|--------|--|--|--|--|--|--|--|--|
| Tito Fuentes, S (1, 6)<br>OBP: 0.281, SLG: 0.331  | 0-0<br>1-3                   |                                 | 0-0<br>6-3                   |                                 | 0-0<br>F5                    |                                 | 0-0<br>E7<br>1B 2B           |                                 | 0-0<br>F9-3<br>1B            | 5 1 2 0 0 0 1                                   |                              |                                 |                              |                                 |                              |                                 |                                  |                                    |                                  |        |  |  |  |  |  |  |  |  |
| Jim Davenport, R (1, 5)<br>Ozzie Virgil, R (6, 5)<br>OBP: 0.309, SLG: 0.382<br>OBP: 0.302, SLG: 0.417                           | 0-0<br>F8                    |                                 | 0-0<br>F8                    |                                 | 0-0<br>BB<br>1B              |                                 | 0-0<br>BB<br>1B              |                                 | 0-0<br>F9-3<br>1-2           | 3 0 1 1 0 0 0<br>2 1 1 1 0 0 1                  |                              |                                 |                              |                                 |                              |                                 |                                  |                                    |                                  |        |  |  |  |  |  |  |  |  |
| Willie McCovey, L (1, 3)<br>OBP: 0.384, SLG: 0.552  | 0-3<br>K                     |                                 |                              | 0-0<br>HR                       | 4-0<br>1-2<br>BB             |                                 | 4-0<br>1-2<br>1B L5<br>BB    |                                 | 0-0<br>6-3                   | 3 1 1 1 2 1 0                                   |                              |                                 |                              |                                 |                              |                                 |                                  |                                    |                                  |        |  |  |  |  |  |  |  |  |
| Willie Mays, R (1, 8)<br>Jesus Alou, R (7, 9)<br>OBP: 0.363, SLG: 0.549<br>OBP: 0.250, SLG: 0.266                               |                              | 0-0<br>6-3                      |                              | 0-0<br>F3                       | 0-0<br>1-3                   |                                 | 0-0<br>1-3<br>2-H<br>1B      |                                 |                              | 4 0 1 1 0 0 2<br>0 0 0 0 0 0 0                  |                              |                                 |                              |                                 |                              |                                 |                                  |                                    |                                  |        |  |  |  |  |  |  |  |  |
| Jim Ray Hart, R (1, 7)<br>OBP: 0.354, SLG: 0.517  |                              | 0-0<br>1B<br>1B                 |                              | 0-0<br>2B                       |                              | 0-0<br>HR                       | 0-0<br>L5                    |                                 |                              | 4 1 3 1 0 0 2                                   |                              |                                 |                              |                                 |                              |                                 |                                  |                                    |                                  |        |  |  |  |  |  |  |  |  |
| Tom Haller, L (1, 2)<br>OBP: 0.317, SLG: 0.499  |                              | 0-0<br>1-2<br>1B                |                              | 0-0<br>F6                       |                              | 0-0<br>4-3                      |                              | 0-0<br>HR                       |                              | 4 1 2 1 0 0 1                                   |                              |                                 |                              |                                 |                              |                                 |                                  |                                    |                                  |        |  |  |  |  |  |  |  |  |
| Ollie Brown, R (1, 9)<br>OBP: 0.292, SLG: 0.302   |                              | 0-3<br>K                        |                              | 0-0<br>F3                       |                              | 0-0<br>F4                       |                              | 0-0<br>6-3                      |                              | 4 0 0 0 0 1 3                                   |                              |                                 |                              |                                 |                              |                                 |                                  |                                    |                                  |        |  |  |  |  |  |  |  |  |
| Hal Lanier, R (1, 4)<br>OBP: 0.253, SLG: 0.277  |                              | 0-0<br>5-3                      |                              |                                 | 0-0<br>5-3                   | 0-3<br>K                        |                              | 0-0<br>G5-4-3<br>1B             |                              | 4 0 1 0 0 1 2                                   |                              |                                 |                              |                                 |                              |                                 |                                  |                                    |                                  |        |  |  |  |  |  |  |  |  |
| Juan Marichal, R (1, 1)<br>Lindy McDaniel, R (9, 1)<br>Bill Henry, L (9, 1)<br>OBP: 0.253, SLG: 0.304<br>OBP: 0.091, SLG: 0.091 |                              |                                 | 0-0<br>1-6-3                 |                                 | 0-0<br>1B<br>2B              |                                 | 0-0<br>F8                    | 0-0<br>G5-4-3<br>1-2f           |                              | 4 1 1 0 0 0 1<br>0 0 0 0 0 0 0<br>0 0 0 0 0 0 0 |                              |                                 |                              |                                 |                              |                                 |                                  |                                    |                                  |        |  |  |  |  |  |  |  |  |
| <b>Inning Stats</b>   | R: 0<br>E: 0<br>K: 1<br>S: 5 | H: 0<br>LOB: 0<br>BB: 0<br>P: 5 | R: 0<br>E: 0<br>K: 1<br>S: 7 | H: 2<br>LOB: 2<br>BB: 0<br>P: 7 | R: 0<br>E: 0<br>K: 0<br>S: 3 | H: 0<br>LOB: 0<br>BB: 0<br>P: 3 | R: 1<br>E: 0<br>K: 0<br>S: 5 | H: 2<br>LOB: 1<br>BB: 0<br>P: 5 | R: 1<br>E: 0<br>K: 1<br>S: 6 | H: 1<br>LOB: 0<br>BB: 0<br>P: 6                 | R: 2<br>E: 1<br>K: 0<br>S: 5 | H: 3<br>LOB: 1<br>BB: 1<br>P: 9 | R: 1<br>E: 0<br>K: 0<br>S: 4 | H: 2<br>LOB: 0<br>BB: 0<br>P: 4 | R: 0<br>E: 0<br>K: 0<br>S: 3 | H: 1<br>LOB: 0<br>BB: 0<br>P: 3 | 1B: 7<br>2B: 5<br>3B: 0<br>HR: 3 | SF: 0<br>SAC: 0<br>DP: 3<br>HBP: 0 | WP: 0<br>PB: 0<br>SB: 0<br>CS: 0 | PA: 39 |  |  |  |  |  |  |  |  |
| <b>PITCHER</b>  | IP                           | WLS                             | BF                           | H                               | R                            | ER                              | SO                           | BB                              | IBB                          | HBP   | BLK                          | WP                              | HR                           | S                               | P                            | ERA                             | WHIP                             |                                    |                                  |        |  |  |  |  |  |  |  |  |
| Dennis Ribant, R (1, 1)<br>ERA: 2.78  | 6.1                          |                                 | 30                           | 9                               | 5                            | 5                               | 3                            | 2                               | 0                            | 0   | 0                            | 0                               | 2                            | 34                              | 42                           | 7.11                            | 1.737                            |                                    |                                  |        |  |  |  |  |  |  |  |  |
| Darrell Sutherland, R (7, 1)<br>ERA: 4.8  | 0.2                          |                                 | 2                            | 1                               | 0                            | 0                               | 0                            | 0                               | 0                            | 0   | 0                            | 0                               | 0                            | 2                               | 2                            | 0.00                            | 1.500                            |                                    |                                  |        |  |  |  |  |  |  |  |  |
| Dallas Green, R (8, 1)<br>ERA: 5.4  | 1.0                          |                                 | 4                            | 2                               | 1                            | 1                               | 0                            | 0                               | 0                            | 0   | 0                            | 0                               | 1                            | 4                               | 4                            | 9.00                            | 2.000                            |                                    |                                  |        |  |  |  |  |  |  |  |  |
| Jack Hamilton, R (9, 1)<br>ERA: 3.63  | 1.0                          | W                               | 3                            | 1                               | 0                            | 0                               | 0                            | 0                               | 0                            | 0   | 0                            | 0                               | 0                            | 3                               | 3                            | 0.00                            | 1.000                            |                                    |                                  |        |  |  |  |  |  |  |  |  |

San Francisco Giants @ New York Mets  
Shea Stadium, Flushing, NY  
Thu Aug 04 1966, 3:33 AM EDT  
Att: 41,038 - Unknown

[livebaseballscorecards.com](http://livebaseballscorecards.com)

|            |           |
|------------|-----------|
| <b>AB</b>  | <b>37</b> |
| <b>R</b>   | <b>6</b>  |
| <b>H</b>   | <b>13</b> |
| <b>RBI</b> | <b>6</b>  |
| <b>BB</b>  | <b>2</b>  |
| <b>SO</b>  | <b>3</b>  |
| <b>LOB</b> | <b>13</b> |



**BOTTOM**

**San Francisco Giants @ New York Mets**  
 Shea Stadium, Flushing, NY  
 Thu Aug 04 1966, 3:33 AM EDT  
 Att. 41,038 - Unknown

livebaseballscorecards.com

|            |           |
|------------|-----------|
| <b>AB</b>  | <b>37</b> |
| <b>R</b>   | <b>8</b>  |
| <b>H</b>   | <b>12</b> |
| <b>RBI</b> | <b>8</b>  |
| <b>BB</b>  | <b>0</b>  |
| <b>SO</b>  | <b>3</b>  |
| <b>LOB</b> | <b>10</b> |



|       |        |
|-------|--------|
| WP: 0 | PA: 37 |
| PB: 0 |        |
| SB: 0 |        |
| CS: 0 |        |

AB R H RBI BB SO LOB

|   |   |   |   |   |   |   |
|---|---|---|---|---|---|---|
| 4 | 1 | 1 | 0 | 0 | 0 | 1 |
| 1 | 1 | 1 | 3 | 0 | 0 | 0 |
| 4 | 1 | 2 | 0 | 0 | 0 | 0 |
| 4 | 0 | 1 | 0 | 0 | 1 | 2 |
| 4 | 0 | 1 | 1 | 0 | 0 | 2 |
| 4 | 1 | 1 | 1 | 0 | 0 | 2 |
| 4 | 0 | 1 | 0 | 0 | 1 | 0 |
| 3 | 1 | 0 | 0 | 0 | 0 | 0 |
| 0 | 0 | 0 | 0 | 0 | 0 | 0 |
| 1 | 1 | 0 | 0 | 0 | 0 | 1 |
| 2 | 0 | 1 | 0 | 0 | 0 | 0 |
| 0 | 0 | 0 | 0 | 0 | 0 | 0 |
| 0 | 0 | 0 | 0 | 0 | 0 | 0 |
| 2 | 2 | 2 | 2 | 0 | 0 | 0 |

| Batter  | 1       | 2       | 3      | 4       | 5       | 6      | 7                | 8              | 9               |
|---|---------|---------|--------|---------|---------|--------|------------------|----------------|-----------------|
| Chuck Hiller, L (1, 4)<br>OBP: 0.368, SLG: 0.399<br>Ron Swoboda, R (9, PH)<br>OBP: 0.286, SLG: 0.360  | 0-0 4-3 |         |        | 0-0 4-3 |         | 0-0 F7 |                  | 0-0 1B 1B      | 0-0 1-H 2-H HR  |
| Al Luplow, L (1, 9)<br>OBP: 0.320, SLG: 0.332   | 0-0 F9  |         |        | 0-0 4-3 |         |        | 0-0 E 1B 1B      | 0-0 1B 1-3 1B  |                 |
| Ed Kranepool, L (1, 3)<br>OBP: 0.322, SLG: 0.396  | 0-0 F9  |         |        | 0-0 4-3 |         |        | 0-0 E1 1B 1-3 1B | 0-3 K          |                 |
| Larry Elliot, L (1, 7)<br>OBP: 0.348, SLG: 0.451  |         | 0-0 F8  |        |         | 0-0 F4  |        | 0-3 K            | 0-0 FC5-4 1B   |                 |
| Cleon Jones, R (1, 8)<br>OBP: 0.317, SLG: 0.374   |         | 0-0 6-3 |        |         | 0-0 F8  |        | 0-0 G4-6-3 1B    | 0-0 FC5-4 1-2f |                 |
| Ken Boyer, R (1, 5)<br>OBP: 0.304, SLG: 0.420   |         | 0-0 6-3 |        |         | 0-0 5-3 |        | 0-0 G4-6-3 1-2f  |                | 0-0 HR          |
| Eddie Bressoud, R (1, 6)<br>OBP: 0.319, SLG: 0.380  |         |         | 0-0 G3 |         |         | 0-3 K  |                  | 0-0 F4         | 0-0 FC1-6 1B    |
| Jerry Grote, R (1, 2)<br>OBP: 0.321, SLG: 0.319<br>Jack Hamilton, R (9, 1)<br>OBP: 0.147, SLG: 0.121<br>Ron Hunt, R (9, PH)<br>OBP: 0.359, SLG: 0.358   |         |         | 0-0 F9 |         |         | 0-0 F3 |                  | 0-0 E5 HR      | 0-0 FC1-6 1B HR |
| Dennis Ribant, R (1, 1)<br>OBP: 0.205, SLG: 0.231<br>Darrell Sutherland, R (7, 1)<br>OBP: 0.667, SLG: 0.667<br>Dallas Green, L (8, 1)<br>John Stephenson, L (8, PH)<br>OBP: 0.261, SLG: 0.262 |         |         | 0-0 F8 |         |         | 0-0 1B |                  | 0-0 HR         | 0-0 HR 1B       |

| Inning Stats | R: 0 | H: 0 | E: 0 | K: 0 | S: 3 | R: 0 | H: 0 | E: 0 | K: 0 | S: 3 | R: 0 | H: 0 | E: 0 | K: 0 | S: 3 | R: 0 | H: 0 | E: 0 | K: 0 | S: 3 | R: 0 | H: 1 | E: 0 | K: 1 | S: 6 | R: 1 | H: 3 | E: 1 | K: 1 | S: 7 | R: 3 | H: 4 | E: 1 | K: 1 | S: 10 | R: 4 | H: 4 | E: 0 | K: 0 | S: 5 | 1B: 9 | 2B: 0 | 3B: 0 | HR: 3 | SF: 0 | SAC: 0 | DP: 1 | HBP: 0 | WP: 0 | PA: 37 |
|--------------|------|------|------|------|------|------|------|------|------|------|------|------|------|------|------|------|------|------|------|------|------|------|------|------|------|------|------|------|------|------|------|------|------|------|-------|------|------|------|------|------|-------|-------|-------|-------|-------|--------|-------|--------|-------|--------|
|--------------|------|------|------|------|------|------|------|------|------|------|------|------|------|------|------|------|------|------|------|------|------|------|------|------|------|------|------|------|------|------|------|------|------|------|-------|------|------|------|------|------|-------|-------|-------|-------|-------|--------|-------|--------|-------|--------|

| PITCHER                               | IP  | WLS | BF | H | R | ER | SO | BB | IBB | HBP | BLK | WP | HR | S  | P  | ERA  | WHIP  |
|---------------------------------------|-----|-----|----|---|---|----|----|----|-----|-----|-----|----|----|----|----|------|-------|
| Juan Marichal, R (1, 1)<br>ERA: 2.0   | 8.0 |     | 33 | 9 | 5 | 3  | 3  | 0  | 0   | 0   | 0   | 0  | 0  | 39 | 39 | 3.38 | 1.125 |
| Lindy McDaniel, R (9, 1)<br>ERA: 3.48 | 0.1 | L   | 3  | 2 | 0 | 0  | 0  | 0  | 0   | 0   | 0   | 0  | 0  | 3  | 3  | 0.00 | 6.000 |
| Bill Henry, L (9, 1)<br>ERA: 1.96     | 0.0 |     | 1  | 1 | 3 | 3  | 0  | 0  | 0   | 0   | 0   | 0  | 1  | 1  | 1  | ∞    | ∞     |

| Batter   | 1   | 2                               | 3   | 4                               | 5                            | 6                                | 7                            | 8                               | 9                            | 10                              | AB R H RBI BB SO LOB         | TOP   |                              |                                 |                              |                                 |                              |                                 |                              |                                  |                                  |                                    |                                  |        |
|--|---|---------------------------------|---|---------------------------------|------------------------------|----------------------------------|------------------------------|---------------------------------|------------------------------|---------------------------------|------------------------------|---|------------------------------|---------------------------------|------------------------------|---------------------------------|------------------------------|---------------------------------|------------------------------|----------------------------------|----------------------------------|------------------------------------|----------------------------------|--------|
| Tito Fuentes, S<br>OBP: 0.286, SLG: 0.345 (1, 6) X   | 0-0<br>5-3  |                                 | X 0-0<br>1B                               |                                 | X 0-3<br>K                   |                                  |                              | X 0-0<br>F8-6-3<br>1B           |                              | X 0-0<br>HR                     | 5 1 3 3 0 1 0                | <b>San Francisco Giants @ Chicago Cubs</b><br>Wrigley Field, Chicago, IL<br>Fri Aug 05 1966, 3:33 AM CDT<br>Att. 11,160 - Unknown |                              |                                 |                              |                                 |                              |                                 |                              |                                  |                                  |                                    |                                  |        |
| Jim Davenport, R<br>OBP: 0.303, SLG: 0.374 (1, 5) X  | 0-0<br>5-3  |                                 | X 0-0<br>F8                               |                                 | X 0-0<br>1-3                 |                                  |                              | X 0-0<br>F8-6-3                 |                              | X 0-0<br>6-3                    | 5 0 0 0 0 0 3                |   |                              |                                 |                              |                                 |                              |                                 |                              |                                  |                                  |                                    |                                  |        |
| Willie McCovey, L<br>OBP: 0.384, SLG: 0.554 (1, 3) X | 0-0<br>4-3  |                                 | X 0-0<br>F3                               |                                 | X 0-0<br>5-3                 |                                  |                              | X 0-0<br>3B                     |                              | X 4-0<br>WP BB<br>BB            | 4 0 1 0 1 0 2                |   |                              |                                 |                              |                                 |                              |                                 |                              |                                  |                                  |                                    |                                  |        |
| Jim Ray Hart, R<br>OBP: 0.352, SLG: 0.511 (1, 7) X   |   | X 0-3<br>K                      | X 0-3<br>K                                |                                 |                              | X 0-0<br>5-3                     |                              | X 0-0<br>5-3                    |                              | X 4-0<br>WP<br>BB               | 4 0 0 0 1 2 3                |   |                              |                                 |                              |                                 |                              |                                 |                              |                                  |                                  |                                    |                                  |        |
| Tom Haller, L<br>OBP: 0.313, SLG: 0.491 (1, 2) X     | 0-0<br>F8   |                                 |   | X 0-0<br>F7                     |                              | X 0-0<br>4-3                     |                              |                                 | X 0-0<br>5-3                 | X 0-0<br>F8                     | 5 0 0 0 0 0 2                |   |                              |                                 |                              |                                 |                              |                                 |                              |                                  |                                  |                                    |                                  |        |
| Jesus Alou, R<br>OBP: 0.251, SLG: 0.272 (1, 9) X     | 0-0<br>5-3  |                                 |   | X 0-0<br>2B                     |                              | X 0-0<br>F3                      |                              |                                 | X 0-0<br>E5                  |                                 | 3 0 1 0 0 0 0                |   |                              |                                 |                              |                                 |                              |                                 |                              |                                  |                                  |                                    |                                  |        |
| Willie Mays, R<br>OBP: 0.362, SLG: 0.547 (9, PH) X   |   |                                 |   |                                 |                              |                                  |                              |                                 |                              |                                 | 1 0 0 0 0 0 0                |   |                              |                                 |                              |                                 |                              |                                 |                              |                                  |                                  |                                    |                                  |        |
| Ollie Brown, R<br>OBP: 0.292, SLG: 0.301 (9, 9) X    |   |                                 | X 0-0<br>BB 1B<br>1B                      |                                 | X 0-0<br>F8                  |                                  | X 0-0<br>6-3                 |                                 | X 0-0<br>F7                  |                                 | 4 1 1 0 0 0 2                |   |                              |                                 |                              |                                 |                              |                                 |                              |                                  |                                  |                                    |                                  |        |
| Hal Lanier, R<br>OBP: 0.256, SLG: 0.278 (1, 4) X     |   |                                 | X 0-0<br>BB 1B<br>1B                      |                                 | X 4-0<br>IBB                 |                                  | X 0-3<br>K                   |                                 | X 0-0<br>F9                  |                                 | 3 1 1 0 1 1 1                |   |                              |                                 |                              |                                 |                              |                                 |                              |                                  |                                  |                                    |                                  |        |
| Bobby Bolin, R<br>OBP: 0.260, SLG: 0.205 (1, 1) X    |   |                                 | X 4-0<br>BB                               |                                 | X 0-0<br>1-3                 |                                  | X 0-0<br>F4                  |                                 | X 0-0<br>5-3                 |                                 | 3 0 0 0 1 0 2                |   |                              |                                 |                              |                                 |                              |                                 |                              |                                  |                                  |                                    |                                  |        |
| Frank Linzy, R<br>OBP: 0.188, SLG: 0.313 (10, 1) X   |   |                                 | X 1-2<br>2-3<br>BB                        |                                 |                              |                                  |                              |                                 |                              |                                 | 0 0 0 0 0 0 0                |   |                              |                                 |                              |                                 |                              |                                 |                              |                                  |                                  |                                    |                                  |        |
| <b>Inning Stats</b>                                  | R: 0<br>E: 0<br>K: 0<br>S: 3                          | H: 0<br>LOB: 0<br>BB: 0<br>P: 3 | R: 0<br>E: 0<br>K: 1<br>S: 5              | H: 0<br>LOB: 0<br>BB: 0<br>P: 5 | R: 2<br>E: 0<br>K: 1<br>S: 8 | H: 3<br>LOB: 2<br>BB: 1<br>P: 12 | R: 0<br>E: 0<br>K: 0<br>S: 4 | H: 1<br>LOB: 2<br>BB: 1<br>P: 8 | R: 0<br>E: 0<br>K: 1<br>S: 5 | H: 0<br>LOB: 0<br>BB: 0<br>P: 5 | R: 0<br>E: 0<br>K: 1<br>S: 5 | H: 0<br>LOB: 0<br>BB: 0<br>P: 5   | R: 0<br>E: 0<br>K: 0<br>S: 3 | H: 0<br>LOB: 0<br>BB: 0<br>P: 3 | R: 0<br>E: 0<br>K: 1<br>S: 4 | H: 2<br>LOB: 1<br>BB: 0<br>P: 4 | R: 0<br>E: 1<br>K: 0<br>S: 4 | H: 0<br>LOB: 1<br>BB: 0<br>P: 4 | R: 1<br>E: 0<br>K: 0<br>S: 4 | H: 1<br>LOB: 2<br>BB: 2<br>P: 12 | 1B: 4<br>2B: 2<br>3B: 1<br>HR: 1 | SF: 0<br>SAC: 0<br>DP: 1<br>HBP: 0 | WP: 1<br>PB: 0<br>SB: 0<br>CS: 0 | PA: 41 |
| <b>PITCHER</b>                                       | IP WLS BF H R ER SO BB IBB HBP BLK WP HR S P ERA WHIP |                                 |   |                                 |                              |                                  |                              |                                 |                              |                                 |                              |   |                              |                                 |                              |                                 |                              |                                 |                              |                                  |                                  |                                    |                                  |        |
| Bill Hands, R<br>ERA: 4.57 (1, 1)                    | 2.0   |                                 | 10 3 2 2 1 0 1 0 0 0 0 0 11 15 9.00 2.000 |                                 |                              |                                  |                              |                                 |                              |                                 |                              |   |                              |                                 |                              |                                 |                              |                                 |                              |                                  |                                  |                                    |                                  |        |
| Cal Koonce, R<br>ERA: 4.68 (3, 1)                    | 5.0   |                                 | 17 1 0 0 3 0 1 0 0 0 0 0 22 26 0.00 0.200 |                                 |                              |                                  |                              |                                 |                              |                                 |                              |   |                              |                                 |                              |                                 |                              |                                 |                              |                                  |                                  |                                    |                                  |        |
| Fergie Jenkins, R<br>ERA: 3.84 (8, 1)                | 2.2   |                                 | 13 3 1 1 0 2 0 0 0 0 0 1 11 19 3.38 1.875 |                                 |                              |                                  |                              |                                 |                              |                                 |                              |   |                              |                                 |                              |                                 |                              |                                 |                              |                                  |                                  |                                    |                                  |        |
| Arnold Earley, L<br>ERA: (10, 1)                     | 0.1   | W                               | 1 0 0 0 0 0 0 0 0 0 1 0 1 1 0.00 0.000    |                                 |                              |                                  |                              |                                 |                              |                                 |                              |   |                              |                                 |                              |                                 |                              |                                 |                              |                                  |                                  |                                    |                                  |        |

livebaseballscorecards.com

|     |    |
|-----|----|
| AB  | 37 |
| R   | 3  |
| H   | 7  |
| RBI | 3  |
| BB  | 4  |
| SO  | 4  |
| LOB | 15 |



**BOTTOM**

**San Francisco Giants @ Chicago Cubs**  
 Wrigley Field, Chicago, IL  
 Fri Aug 05 1966, 3:33 AM CDT  
 Att: 11,160 - Unknown

[livebaseballscorecards.com](http://livebaseballscorecards.com)

|            |    |
|------------|----|
| <b>AB</b>  | 37 |
| <b>R</b>   | 4  |
| <b>H</b>   | 9  |
| <b>RBI</b> | 4  |
| <b>BB</b>  | 2  |
| <b>SO</b>  | 5  |
| <b>LOB</b> | 11 |



|           |   |           |    |
|-----------|---|-----------|----|
| <b>WP</b> | 0 | <b>PA</b> | 40 |
| <b>PB</b> | 0 |           |    |
| <b>SB</b> | 0 |           |    |
| <b>CS</b> | 0 |           |    |

AB R H RBI BB SO LOB

|   |   |   |   |   |   |   |
|---|---|---|---|---|---|---|
| 5 | 1 | 1 | 0 | 0 | 2 | 0 |
| 5 | 0 | 0 | 0 | 0 | 0 | 2 |
| 4 | 0 | 0 | 0 | 1 | 0 | 0 |
| 5 | 2 | 3 | 4 | 0 | 1 | 0 |
| 3 | 0 | 0 | 0 | 0 | 0 | 1 |
| 4 | 0 | 3 | 0 | 0 | 0 | 0 |
| 4 | 0 | 0 | 0 | 0 | 1 | 4 |
| 3 | 0 | 1 | 0 | 1 | 1 | 1 |
| 1 | 0 | 0 | 0 | 0 | 0 | 2 |
| 1 | 0 | 0 | 0 | 0 | 0 | 0 |
| 1 | 0 | 0 | 0 | 0 | 0 | 1 |
| 0 | 0 | 0 | 0 | 0 | 0 | 0 |
| 0 | 0 | 0 | 0 | 0 | 0 | 0 |
| 1 | 0 | 1 | 0 | 0 | 0 | 0 |
| 0 | 1 | 0 | 0 | 0 | 0 | 0 |

| Batter   | 1          | 2                              | 3            | 4            | 5            | 6           | 7            | 8           | 9            | 10                 |
|--|------------|--------------------------------|--------------|--------------|--------------|-------------|--------------|-------------|--------------|--------------------|
| <b>Adolfo Phillips, R</b><br>OBP: 0.352, SLG: 0.466 (1, 8)   | 0-3<br>K   |                                | x 0-0<br>6-3 |              | x 0-0<br>6-3 |             |              | 0-3<br>K    |              | x 0-0<br>5-3<br>1B |
| <b>Glenn Beckert, R</b><br>OBP: 0.309, SLG: 0.343 (1, 4)     | 0-0<br>F7  |                                | x 0-0<br>F6  |              | x 0-0<br>6-3 |             |              | 0-0<br>F6   |              | x 0-0<br>5-3       |
| <b>Billy Williams, L</b><br>OBP: 0.358, SLG: 0.480 (1, 9)    | 0-0<br>4-1 |                                | x 0-0<br>3-1 |              | x 0-0<br>F4  |             |              | 0-0<br>F8   |              | x 4-0<br>1B<br>IBB |
| <b>Ron Santo, R</b><br>OBP: 0.414, SLG: 0.556 (1, 5)         |            | x 0-0<br>HR                    |              | 0-3<br>K     |              | x 0-0<br>E6 |              | 0-0<br>HR   |              | x 0-0<br>1B        |
| <b>14 Ernie Banks, R</b><br>OBP: 0.303, SLG: 0.424 (1, 3)    |            | H 1-0<br>6-4-3<br>1B<br>HBP    |              | x 0-0<br>6-3 |              | x 0-0<br>F7 |              | x 0-0<br>F7 |              |                    |
| <b>Byron Browne, R</b><br>OBP: 0.330, SLG: 0.478 (1, 7)      |            | x 0-0<br>6-4-3<br>1B           |              | x 0-0<br>1B  |              |             | x 0-0<br>F7  |             | x 0-0<br>1B  |                    |
| <b>Randy Hundley, R</b><br>OBP: 0.295, SLG: 0.407 (1, 2)     |            | x 0-0<br>G6-4-3<br>1-2f<br>2-3 |              | x 0-0<br>F6  |              |             | x 0-0<br>6-3 |             | 0-3<br>K     |                    |
| <b>Don Kessinger, S</b><br>OBP: 0.271, SLG: 0.273 (1, 6)     |            | B 4-0<br>BB                    |              |              | 0-3<br>K     |             | x 0-0<br>1B  |             | x 0-0<br>6-3 |                    |
| <b>Bill Hands, R</b><br>OBP: 0.135, SLG: 0.088 (1, 1)        |            | x 0-0<br>5-3                   |              |              | x 0-0<br>G3  |             |              |             |              | x 0-0<br>5-3<br>1B |
| <b>Cal Koonce, R</b><br>OBP: 0.274, SLG: 0.386 (3, 1)        |            |                                |              |              |              |             |              |             |              |                    |
| <b>George Altman, L</b><br>OBP: 0.321, SLG: 0.360 (7, PH)    |            |                                |              |              |              |             |              |             |              |                    |
| <b>Fergie Jenkins, R</b><br>OBP: 0.295, SLG: 0.200 (8, 1)    |            |                                |              |              |              |             |              |             |              |                    |
| <b>Arnold Earley, L</b><br>OBP: 0.295, SLG: 0.200 (10, 1)    |            |                                |              |              |              |             |              |             |              |                    |
| <b>Lee Thomas, L</b><br>OBP: 0.295, SLG: 0.200 (10, PH)      |            |                                |              |              |              |             |              |             |              |                    |
| <b>Joey Amalfitano, R</b><br>OBP: 0.295, SLG: 0.200 (10, PR) |            |                                |              |              |              |             |              |             |              |                    |

| Inning Stats | R: 0 | H: 0 | E: 0 | K: 1 | S: 5 | R: 1 | H: 2 | E: 0 | K: 0 | S: 4 | R: 0 | H: 0 | E: 0 | K: 0 | S: 3 | R: 0 | H: 1 | E: 0 | K: 1 | S: 6 | R: 0 | H: 0 | E: 0 | K: 1 | S: 5 | R: 0 | H: 1 | E: 1 | K: 0 | S: 4 | R: 0 | H: 1 | E: 0 | K: 0 | S: 4 | R: 0 | H: 0 | E: 0 | K: 1 | S: 5 | R: 1 | H: 2 | E: 0 | K: 1 | S: 7 | R: 2 | H: 3 | E: 0 | K: 0 | S: 4 | 1B: 7 | SF: 0 | 2B: 0 | 3B: 0 | HR: 2 |
|--------------|------|------|------|------|------|------|------|------|------|------|------|------|------|------|------|------|------|------|------|------|------|------|------|------|------|------|------|------|------|------|------|------|------|------|------|------|------|------|------|------|------|------|------|------|------|------|------|------|------|------|-------|-------|-------|-------|-------|
|--------------|------|------|------|------|------|------|------|------|------|------|------|------|------|------|------|------|------|------|------|------|------|------|------|------|------|------|------|------|------|------|------|------|------|------|------|------|------|------|------|------|------|------|------|------|------|------|------|------|------|------|-------|-------|-------|-------|-------|

| PITCHER                                    | IP  | WLS | BF | H | R | ER | SO | BB | IBB | HBP | BLK | WP | HR | S  | P  | ERA   | WHIP  |
|--|-----|-----|----|---|---|----|----|----|-----|-----|-----|----|----|----|----|-------|-------|
| <b>Bobby Bolin, R</b><br>ERA: 3.23 (1, 1)  | 9.0 |     | 36 | 7 | 3 | 3  | 5  | 1  | 0   | 1   | 0   | 0  | 2  | 44 | 49 | 3.00  | 0.889 |
| <b>Frank Linzy, R</b><br>ERA: 2.76 (10, 1) | 0.1 | L   | 4  | 2 | 1 | 1  | 0  | 0  | 1   | 0   | 0   | 0  | 0  | 3  | 7  | 27.00 | 6.000 |

| PITCHER | IP | WLS | BF | H | R | ER | SO | BB | IBB | HBP | BLK | WP | HR | S | P | ERA | WHIP |
|---------|----|-----|----|---|---|----|----|----|-----|-----|-----|----|----|---|---|-----|------|
|---------|----|-----|----|---|---|----|----|----|-----|-----|-----|----|----|---|---|-----|------|

| Batter   | 1   | 2   | 3   | 4   | 5   | 6   | 7   | 8   | 9   | AB R H RBI BB SO LOB                                       | TOP   |   |    |    |      |       |
|--|---|---|---|---|---|---|---|---|---|--|---|---|----|----|------|-------|
| Tito Fuentes, S<br>OBP: 0.282, SLG: 0.341 (1, 6) X         | 0-0 F6  |   | 0-0 E6  |   | 0-0 5-3   |   |   | 0-0 6-3   |   | 4 0 0 0 0 0 0  | <b>San Francisco Giants @ Chicago Cubs</b><br>Wrigley Field, Chicago, IL<br>Sat Aug 06 1966, 3:33 AM CDT<br>Att: 17,844 - Unknown<br><a href="http://livebaseballscorecards.com">livebaseballscorecards.com</a> |   |    |    |      |       |
| Tom Haller, L<br>OBP: 0.310, SLG: 0.486 (1, 2) X           | 0-0 G3  |   | 0-0 F7  |   | 0-0 4-3   |   |   | 0-0 F4  |   | 4 0 0 0 0 0 1  |   |   |    |    |      |       |
| Willie Mays, R<br>OBP: 0.364, SLG: 0.547 (1, 8) X          | 0-0   |   | 0-0   |   | 0-0 6-3   |   |   | 0-3 K   |   | 4 1 2 0 0 1 0  |   |   |    |    |      |       |
| Willie McCovey, L<br>OBP: 0.383, SLG: 0.554 (1, 3) X       | 0-0 5-3   |   | 0-0   |   | 0-0   |   |   | 0-0   |   | 4 0 1 1 0 0 1  |   |   |    |    |      |       |
| Jim Ray Hart, R<br>OBP: 0.351, SLG: 0.511 (1, 5) X         |   | 0-0   | 0-0   |   | 0-0   |   |   | 0-0   |   | 4 1 1 0 0 0 1  |   |   |    |    |      |       |
| Cap Peterson, R<br>OBP: 0.321, SLG: 0.363 (1, 7) X         |   | 0-0   | 0-0   |   | 0-0   |   |   | 0-0   |   | 4 0 2 0 0 0 0  |   |   |    |    |      |       |
| Ollie Brown, R<br>OBP: 0.289, SLG: 0.297 (1, 9) X          |   | 0-0   | 0-0   |   | 0-0   |   |   | 0-3   |   | 3 0 0 0 0 1 2  |   |   |    |    |      |       |
| Hal Lanier, R<br>OBP: 0.255, SLG: 0.276 (1, 4) X           |   | 0-0   | 0-0   |   | 0-0   |   |   | 0-0   |   | 2 0 0 0 0 0 2  |   |   |    |    |      |       |
| Ozzie Virgil, R<br>OBP: 0.297, SLG: 0.410 (7, PH) (7, 4) X |   | 0-0   | 0-0   |   | 0-0   |   |   | 0-0   |   | 1 0 0 0 0 0 0  |   |   |    |    |      |       |
| Bob Priddy, R<br>OBP: 0.267, SLG: 0.214 (1, 1) X           |   | 0-0   | 0-0   |   | 0-0   |   |   | 0-0   |   | 1 0 1 0 0 0 0  |   |   |    |    |      |       |
| Len Gabrielson, L<br>OBP: 0.286, SLG: 0.297 (4, PH) X      |   | 0-0   | 0-0   |   | 0-0   |   |   | 0-0   |   | 1 0 0 0 0 0 1  |   |   |    |    |      |       |
| Ron Herbel, R<br>OBP: 0.057, SLG: 0.029 (4, 1) X           |   | 0-0   | 0-0   |   | 0-0   |   |   | 0-0   |   | 0 0 0 0 0 0 0  |   |   |    |    |      |       |
| Don Mason, L<br>OBP: 0.125, SLG: 0.250 (7, PH) X           |   | 0-0   | 0-0   |   | 0-0   |   |   | 0-0   |   | 1 0 0 0 0 0 0  |   |   |    |    |      |       |
| Lindy McDaniel, R<br>OBP: 0.091, SLG: 0.091 (7, 1) X       |   | 0-0   | 0-0   |   | 0-0   |   |   | 0-0   |   | 0 0 0 0 0 0 0  |   |   |    |    |      |       |
| <b>Inning Stats</b>  | R: 0 H: 1<br>E: 0 LOB: 1<br>K: 0 BB: 0<br>S: 4 P: 4   | R: 1 H: 3<br>E: 0 LOB: 2<br>K: 0 BB: 0<br>S: 5 P: 5 | R: 1 H: 2<br>E: 1 LOB: 1<br>K: 0 BB: 0<br>S: 5 P: 5 | R: 0 H: 1<br>E: 0 LOB: 1<br>K: 0 BB: 0<br>S: 4 P: 4 | R: 0 H: 0<br>E: 0 LOB: 0<br>K: 0 BB: 0<br>S: 3 P: 3 | R: 0 H: 0<br>E: 0 LOB: 0<br>K: 0 BB: 0<br>S: 3 P: 3 | R: 0 H: 0<br>E: 0 LOB: 0<br>K: 1 BB: 0<br>S: 5 P: 5 | R: 0 H: 0<br>E: 0 LOB: 0<br>K: 1 BB: 0<br>S: 5 P: 5 | R: 0 H: 0<br>E: 0 LOB: 0<br>K: 0 BB: 0<br>S: 3 P: 3 | 1B: 5 SF: 0<br>2B: 2 SAC: 0<br>3B: 0 DP: 0<br>HR: 0 HBP: 0 | WP: 1 PA: 33<br>PB: 0<br>SB: 0<br>CS: 0   |   |    |    |      |       |
| <b>PITCHER</b>   | IP WLS BF H R ER SO BB IBB HBP BLK WP HR S P ERA WHIP |   |   |   |   |   |   |   |   |  |   |   |    |    |      |       |
| Robin Roberts, R<br>ERA: 3.86 (1, 1)                       | 2.0   | 9   | 4   | 1   | 1   | 0   | 0   | 0   | 0   | 0  | 1   | 0 | 9  | 9  | 4.50 | 2.000 |
| Bill Hands, R<br>ERA: 4.29 (3, 1)                          | 7.0   | 24  | 3   | 1   | 0   | 2   | 0   | 0   | 0   | 0  | 0   | 0 | 28 | 28 | 0.00 | 0.429 |



| Batter   | 1          | 2          | 3                            | 4                        | 5 | 6                  | 7          | 8               | 9 | AB | R | H | RBI | BB | SO | LOB |
|--|------------|------------|------------------------------|--------------------------|---|--------------------|------------|-----------------|---|----|---|---|-----|----|----|-----|
| <b>Adolfo Phillips, R</b> (1, 8)<br>OBP: 0.351, SLG: 0.464 | 0-0<br>F4  |            | 0-0<br>BLK<br>1B             | 0-0<br>6-3               |   |                    | 0-3<br>K   |                 |   | 4  | 1 | 1 | 0   | 0  | 1  | 1   |
| <b>Glenn Beckert, R</b> (1, 4)<br>OBP: 0.311, SLG: 0.344   | 0-0<br>4-3 |            | 0-0<br>L4-3<br>1B            |                          |   | 0-0<br>FC4-6<br>1B | 0-0<br>6-3 |                 |   | 4  | 0 | 2 | 2   | 0  | 0  | 0   |
| <b>Billy Williams, L</b> (1, 9)<br>OBP: 0.356, SLG: 0.476  | 0-0<br>F8  |            | 0-0<br>L4-3<br>1B            |                          |   | 0-0<br>FC4-6<br>1B | 0-0<br>F7  |                 |   | 4  | 0 | 0 | 0   | 0  | 0  | 2   |
| <b>Ron Santo, R</b> (1, 5)<br>OBP: 0.413, SLG: 0.555       |            | 0-3<br>K   | 0-0<br>14<br>1B<br>2B        |                          |   | 0-0<br>F9          |            | 0-3<br>K        |   | 4  | 1 | 1 | 0   | 0  | 2  | 1   |
| <b>14 Ernie Banks, R</b> (1, 3)<br>OBP: 0.305, SLG: 0.434  |            | 0-0<br>F4  | 0-0<br>2-H<br>1B             |                          |   | 0-3<br>K           |            | 0-0<br>HR       |   | 4  | 1 | 2 | 2   | 0  | 1  | 1   |
| <b>Byron Browne, R</b> (1, 7)<br>OBP: 0.332, SLG: 0.478    |            | 0-0<br>1B  | 0-3<br>K                     |                          |   | 0-0<br>F9          |            | 0-0<br>CS<br>1B |   | 4  | 0 | 2 | 0   | 0  | 1  | 1   |
| <b>Randy Hundley, R</b> (1, 2)<br>OBP: 0.292, SLG: 0.402   |            | 0-0<br>5-3 |                              | 0-0<br>1-3               |   | 0-3<br>K           |            | 0-3<br>K        |   | 4  | 0 | 0 | 0   | 0  | 2  | 2   |
| <b>Don Kessinger, S</b> (1, 6)<br>OBP: 0.277, SLG: 0.280   |            |            | 0-0<br>1B<br>SH<br>BLK<br>1B | 0-0<br>WP<br>SH1-4<br>1B |   | 0-0<br>1B          |            | 0-0<br>1B       |   | 3  | 1 | 3 | 0   | 0  | 0  | 0   |
| <b>Robin Roberts, S</b> (1, 1)<br>OBP: 0.214, SLG: 0.083   |            |            | 0-0<br>SH<br>BLK<br>1B       | 0-0<br>SH1-4<br>1B       |   | 0-0<br>F6          |            |                 |   | 0  | 0 | 0 | 0   | 0  | 0  | 0   |
| <b>Bill Hands, R</b> (3, 1)<br>OBP: 0.132, SLG: 0.086      |            |            | 1-2<br>1B                    | 1-2                      |   |                    |            |                 |   | 1  | 1 | 0 | 0   | 0  | 0  | 1   |

| Inning Stats | R: 0   | H: 0  | E: 0 | K: 0 | S: 3 | R: 0   | H: 1  | E: 0 | K: 1 | S: 6 | R: 0   | H: 5  | E: 0 | K: 1 | S: 10 | R: 0   | H: 1  | E: 0 | K: 0 | S: 4 | R: 0   | H: 1  | E: 0 | K: 1 | S: 6 | R: 0   | H: 1  | E: 0 | K: 1 | S: 6 | R: 0   | H: 0  | E: 0 | K: 1 | S: 5 | R: 1   | H: 2  | E: 0 | K: 2 | S: 8 |
|--------------|--------|-------|------|------|------|--------|-------|------|------|------|--------|-------|------|------|-------|--------|-------|------|------|------|--------|-------|------|------|------|--------|-------|------|------|------|--------|-------|------|------|------|--------|-------|------|------|------|
|              | LOB: 0 | BB: 0 | P: 3 |      |      | LOB: 1 | BB: 0 | P: 6 |      |      | LOB: 1 | BB: 0 | P: 4 |      |       | LOB: 1 | BB: 0 | P: 6 |      |      | LOB: 0 | BB: 0 | P: 6 |      |      | LOB: 0 | BB: 0 | P: 8 |      |      | LOB: 0 | BB: 0 | P: 8 |      |      | LOB: 0 | BB: 0 | P: 8 |      |      |

| PITCHER                                      | IP  | WLS | BF | H | R | ER | SO | BB | IBB | HBP | BLK | WP | HR | S  | P  | ERA   | WHIP  |
|--|-----|-----|----|---|---|----|----|----|-----|-----|-----|----|----|----|----|-------|-------|
| <b>Bob Priddy, R</b> (1, 1)<br>ERA: 4.09     | 3.0 | L   | 15 | 6 | 4 | 4  | 2  | 0  | 0   | 0   | 1   | 0  | 0  | 19 | 19 | 12.00 | 2.000 |
| <b>Ron Herbel, R</b> (4, 1)<br>ERA: 4.27     | 3.0 |     | 12 | 3 | 0 | 0  | 2  | 0  | 0   | 0   | 0   | 1  | 0  | 16 | 16 | 0.00  | 1.000 |
| <b>Lindy McDaniel, R</b> (7, 1)<br>ERA: 3.51 | 2.0 |     | 7  | 2 | 1 | 1  | 3  | 0  | 0   | 0   | 0   | 0  | 1  | 13 | 13 | 4.50  | 1.000 |

**BOTTOM**

**San Francisco Giants @ Chicago Cubs**  
Wrigley Field, Chicago, IL

Sat Aug 06 1966, 3:33 AM CDT  
Att. 17,844 - Unknown

|     |    |
|-----|----|
| AB  | 32 |
| R   | 5  |
| H   | 11 |
| RBI | 4  |
| BB  | 0  |
| SO  | 7  |
| LOB | 9  |

livebaseballscorecards.com



| WP | HR | S | P | ERA  | WHIP  |
|----|----|---|---|------|-------|
| 1  | 0  | 0 | 0 | 3.51 | 1.000 |
| 0  | 0  | 0 | 0 | 4.09 | 2.000 |
| 0  | 0  | 0 | 0 | 4.27 | 1.000 |

| Batter  | 1   | 2   | 3   | 4   | 5   | 6   | 7   | 8   | 9   | AB R H RBI BB SO LOB  | TOP   |   |   |   |   |   |   |   |   |   |  |  |
|---|---|---|---|---|---|---|---|---|---|---|---|---|---|---|---|---|---|---|---|---|--|--|
| Tito Fuentes, S<br>(1, 6)<br>OBP: 0.287, SLG: 0.343<br>(7, 4)   | 0-0<br>6-3  |   | 0-0<br>HR<br>1B   |   | 0-0<br>1B   |   | 0-0<br>L5   | 4-0<br>FC5-4<br>BB  |   | 4 1 2 0 1 0 2   |   |   |   |   |   |   |   |   |   |   |  |  |
| Willie McCovey, L<br>(1, 3)<br>OBP: 0.385, SLG: 0.560   | 0-0<br>WP<br>FC5-2-4<br>2B  |   | 0-0<br>HR<br>1B   |   | 0-3<br>K  |   | 0-0<br>2B   | 0-0<br>F6   |   | 5 1 3 1 0 1 2   |   |   |   |   |   |   |   |   |   |   |  |  |
| Willie Mays, R<br>(1, 8)<br>OBP: 0.366, SLG: 0.553  | 4-0<br>FC5-2<br>WP<br>BB  |   | 0-0<br>HR<br>1-H<br>2-H   |   | 0-0<br>F8   |   | 4-0<br>2B<br>E<br>IBB   | 0-0<br>FC5-4<br>1-2f  |   | 3 2 1 3 2 0 2   |   |   |   |   |   |   |   |   |   |   |  |  |
| Jim Ray Hart, R<br>(1, 5)<br>OBP: 0.352, SLG: 0.512   | 0-0<br>FC5-2-4<br>1-2<br>2-H  |   | 0-3<br>K  |   | 0-0<br>4-3  |   | 0-0<br>E<br>2B  | 0-0<br>SH1-3<br>1B  |   | 5 1 2 1 0 1 2   |   |   |   |   |   |   |   |   |   |   |  |  |
| Cap Peterson, R<br>(1, 7)<br>OBP: 0.325, SLG: 0.367<br>Frank Linzy, R<br>(7, 1)<br>OBP: 0.188, SLG: 0.313               |   | 0-3<br>K  |   | 0-0<br>6-3  |   | 0-0<br>1B   | 0-0<br>E2<br>1B   | 0-0<br>SH1-3  |   | 4 0 2 2 0 1 0<br>0 0 0 0 0 0 0  |   |   |   |   |   |   |   |   |   |   |  |  |
| Ozzie Virgil, R<br>(1, 2)<br>OBP: 0.292, SLG: 0.403<br>Tom Haller, L<br>(3, 2)<br>OBP: 0.307, SLG: 0.480                |   | 0-0<br>4-3  |   | 0-0<br>G3   |   | 0-0<br>F8   | 0-3<br>K  | 0-0<br>1-3  |   | 1 0 0 0 0 0 0<br>4 0 0 0 0 1 3  |   |   |   |   |   |   |   |   |   |   |  |  |
| Ollie Brown, R<br>(1, 9)<br>OBP: 0.291, SLG: 0.294  |   | 0-0<br>F9   |   | 4-0<br>BB   |   | 0-3<br>K  |   | 4-0<br>SH3-4<br>HR<br>BB  |   | 3 1 0 0 2 1 2   |   |   |   |   |   |   |   |   |   |   |  |  |
| Hal Lanier, R<br>(1, 4)<br>OBP: 0.253, SLG: 0.274<br>Jesus Alou, R<br>(7, PH)<br>(7, 7)<br>OBP: 0.254, SLG: 0.275       |   |   | 0-3<br>K  | 0-3<br>K  |   |   | 0-0<br>1B<br>2B<br>1B   | 0-0<br>SH3-4  |   | 2 0 0 0 0 2 1<br>1 1 1 0 0 0 0  |   |   |   |   |   |   |   |   |   |   |  |  |
| Gaylord Perry, R<br>(1, 1)<br>OBP: 0.220, SLG: 0.224<br>Jim Davenport, R<br>(7, PH)<br>(7, 6)<br>OBP: 0.309, SLG: 0.392 |   |   | 0-0<br>6-3  |   | 0-0<br>6-3  |   | 0-0<br>2B<br>2B<br>1B   | 0-0<br>HR   |   | 2 0 0 0 0 0 0<br>2 2 2 2 0 0 0  |   |   |   |   |   |   |   |   |   |   |  |  |
| <b>Inning Stats</b>   | R: 0<br>E: 0<br>K: 0<br>S: 3  | H: 1<br>LOB: 1<br>BB: 1<br>P: 7   | R: 0<br>E: 0<br>K: 1<br>S: 5  | H: 0<br>LOB: 0<br>BB: 0<br>P: 5   | R: 3<br>E: 0<br>K: 2<br>S: 10   | H: 3<br>LOB: 0<br>BB: 0<br>P: 10  | R: 0<br>E: 0<br>K: 1<br>S: 5  | H: 0<br>LOB: 1<br>BB: 1<br>P: 9   | R: 0<br>E: 0<br>K: 1<br>S: 6  | H: 1<br>LOB: 1<br>BB: 0<br>P: 6   | R: 4<br>E: 1<br>K: 1<br>S: 9  | H: 5<br>LOB: 1<br>BB: 1<br>P: 13  | R: 2<br>E: 0<br>K: 0<br>S: 4  | H: 1<br>LOB: 1<br>BB: 2<br>P: 12  | R: 0<br>E: 0<br>K: 0<br>S: 4  | H: 1<br>LOB: 1<br>BB: 0<br>P: 4   | 1B: 8<br>2B: 4<br>3B: 0<br>HR: 2  | SF: 0<br>SAC: 2<br>DP: 1<br>HBP: 0  | WP: 1<br>PB: 0<br>SB: 0<br>CS: 0  | PA: 43  |  |  |
| <b>PITCHER</b>  | IP<br>WLS<br>BF<br>H<br>R<br>ER<br>SO<br>BB<br>IBB<br>HBP<br>BLK<br>WP<br>HR<br>S<br>P<br>ERA<br>WHIP | IP<br>WLS<br>BF<br>H<br>R<br>ER<br>SO<br>BB<br>IBB<br>HBP<br>BLK<br>WP<br>HR<br>S<br>P<br>ERA<br>WHIP | IP<br>WLS<br>BF<br>H<br>R<br>ER<br>SO<br>BB<br>IBB<br>HBP<br>BLK<br>WP<br>HR<br>S<br>P<br>ERA<br>WHIP | IP<br>WLS<br>BF<br>H<br>R<br>ER<br>SO<br>BB<br>IBB<br>HBP<br>BLK<br>WP<br>HR<br>S<br>P<br>ERA<br>WHIP | IP<br>WLS<br>BF<br>H<br>R<br>ER<br>SO<br>BB<br>IBB<br>HBP<br>BLK<br>WP<br>HR<br>S<br>P<br>ERA<br>WHIP | IP<br>WLS<br>BF<br>H<br>R<br>ER<br>SO<br>BB<br>IBB<br>HBP<br>BLK<br>WP<br>HR<br>S<br>P<br>ERA<br>WHIP | IP<br>WLS<br>BF<br>H<br>R<br>ER<br>SO<br>BB<br>IBB<br>HBP<br>BLK<br>WP<br>HR<br>S<br>P<br>ERA<br>WHIP | IP<br>WLS<br>BF<br>H<br>R<br>ER<br>SO<br>BB<br>IBB<br>HBP<br>BLK<br>WP<br>HR<br>S<br>P<br>ERA<br>WHIP | IP<br>WLS<br>BF<br>H<br>R<br>ER<br>SO<br>BB<br>IBB<br>HBP<br>BLK<br>WP<br>HR<br>S<br>P<br>ERA<br>WHIP | IP<br>WLS<br>BF<br>H<br>R<br>ER<br>SO<br>BB<br>IBB<br>HBP<br>BLK<br>WP<br>HR<br>S<br>P<br>ERA<br>WHIP | IP<br>WLS<br>BF<br>H<br>R<br>ER<br>SO<br>BB<br>IBB<br>HBP<br>BLK<br>WP<br>HR<br>S<br>P<br>ERA<br>WHIP | IP<br>WLS<br>BF<br>H<br>R<br>ER<br>SO<br>BB<br>IBB<br>HBP<br>BLK<br>WP<br>HR<br>S<br>P<br>ERA<br>WHIP | IP<br>WLS<br>BF<br>H<br>R<br>ER<br>SO<br>BB<br>IBB<br>HBP<br>BLK<br>WP<br>HR<br>S<br>P<br>ERA<br>WHIP | IP<br>WLS<br>BF<br>H<br>R<br>ER<br>SO<br>BB<br>IBB<br>HBP<br>BLK<br>WP<br>HR<br>S<br>P<br>ERA<br>WHIP | IP<br>WLS<br>BF<br>H<br>R<br>ER<br>SO<br>BB<br>IBB<br>HBP<br>BLK<br>WP<br>HR<br>S<br>P<br>ERA<br>WHIP | IP<br>WLS<br>BF<br>H<br>R<br>ER<br>SO<br>BB<br>IBB<br>HBP<br>BLK<br>WP<br>HR<br>S<br>P<br>ERA<br>WHIP | IP<br>WLS<br>BF<br>H<br>R<br>ER<br>SO<br>BB<br>IBB<br>HBP<br>BLK<br>WP<br>HR<br>S<br>P<br>ERA<br>WHIP | IP<br>WLS<br>BF<br>H<br>R<br>ER<br>SO<br>BB<br>IBB<br>HBP<br>BLK<br>WP<br>HR<br>S<br>P<br>ERA<br>WHIP | IP<br>WLS<br>BF<br>H<br>R<br>ER<br>SO<br>BB<br>IBB<br>HBP<br>BLK<br>WP<br>HR<br>S<br>P<br>ERA<br>WHIP | IP<br>WLS<br>BF<br>H<br>R<br>ER<br>SO<br>BB<br>IBB<br>HBP<br>BLK<br>WP<br>HR<br>S<br>P<br>ERA<br>WHIP |  |  |
| Ken Holtzman, L<br>(1, 1)<br>ERA: 3.89  | 6.0<br>L<br>27<br>8<br>5<br>5<br>6<br>2<br>0<br>0<br>0<br>1<br>1<br>37<br>45<br>7.50<br>1.667         |   |   |   |   |   |   |   |   |   |   |   |   |   |   |   |   |   |   |   |  |  |
| Fergie Jenkins, R<br>(7, 1)<br>ERA: 3.99  | 0.2<br>5<br>3<br>2<br>2<br>0<br>0<br>0<br>1<br>0<br>0<br>0<br>0<br>4<br>8<br>27.00<br>4.500           |   |   |   |   |   |   |   |   |   |   |   |   |   |   |   |   |   |   |   |  |  |
| Arnold Earley, L<br>(7, 1)<br>ERA: 4.15   | 1.0<br>6<br>1<br>2<br>2<br>1<br>2<br>0<br>0<br>0<br>0<br>1<br>6<br>14<br>18.00<br>3.000               |   |   |   |   |   |   |   |   |   |   |   |   |   |   |   |   |   |   |   |  |  |
| Cal Koonce, R<br>(8, 1)<br>ERA: 4.66  | 0.1<br>1<br>0<br>0<br>0<br>0<br>0<br>0<br>0<br>0<br>0<br>0<br>1<br>1<br>0.00<br>0.000                 |   |   |   |   |   |   |   |   |   |   |   |   |   |   |   |   |   |   |   |  |  |
| Curt Simmons, L<br>(9, 1)<br>ERA: 4.35  | 1.0<br>4<br>1<br>0<br>0<br>0<br>0<br>0<br>0<br>0<br>0<br>0<br>4<br>4<br>0.00<br>1.000                 |   |   |   |   |   |   |   |   |   |   |   |   |   |   |   |   |   |   |   |  |  |

San Francisco Giants @ Chicago Cubs  
Wrigley Field, Chicago, IL  
Sun Aug 07 1966, 3:33 AM CDT  
Att: 29,265 - Unknown

|     |    |
|-----|----|
| AB  | 36 |
| R   | 9  |
| H   | 13 |
| RBI | 9  |
| BB  | 5  |
| SO  | 7  |
| LOB | 14 |



| Batter  | 1          | 2                           | 3                          | 4          | 5                    | 6                  | 7                                 | 8          | 9                         | AB | R | H | RBI | BB | SO | LOB |
|---|------------|-----------------------------|----------------------------|------------|----------------------|--------------------|-----------------------------------|------------|---------------------------|----|---|---|-----|----|----|-----|
| <b>Adolfo Phillips, R</b><br>OBP: 0.349, SLG: 0.458<br>(1, 8) | 0-3<br>K   |                             | 4-0<br>G3<br>1B<br>BB      | 0-3<br>K   |                      | 0-0<br>5-3         |                                   | 0-0<br>F4  |                           | 4  | 1 | 0 | 0   | 1  | 2  | 2   |
| <b>Glenn Beckert, R</b><br>OBP: 0.310, SLG: 0.343<br>(1, 4)   | 0-0<br>1-3 |                             | 0-0<br>G3                  | 0-0<br>1B  |                      | 0-0<br>3-1         |                                   | 0-3<br>K   |                           | 5  | 0 | 1 | 0   | 0  | 1  | 2   |
| <b>Billy Williams, L</b><br>OBP: 0.354, SLG: 0.471<br>(1, 9)  | 0-0<br>F8  |                             | 0-0<br>F4                  | 0-0<br>G3  |                      |                    | 4-0<br>G3<br>14<br>1B<br>2B<br>BB |            | 0-0<br>G3                 | 4  | 1 | 0 | 0   | 1  | 0  | 3   |
| <b>Ron Santo, R</b><br>OBP: 0.415, SLG: 0.556<br>(1, 5)       |            | 0-0<br>14<br>PB<br>HR<br>1B | 0-0<br>14<br>1B<br>E<br>1B |            | 0-0<br>5-3           |                    | 0-0<br>F3                         |            | 0-0<br>14<br>G6-4-3<br>1B | 5  | 2 | 3 | 1   | 0  | 0  | 1   |
| <b>14 Ernie Banks, R</b><br>OBP: 0.309, SLG: 0.436<br>(1, 3)  |            | 0-3<br>K                    | 0-0<br>E<br>1B             |            | 0-0<br>FC4-6<br>1B   |                    | 0-0<br>G3<br>2B<br>1B             |            | 0-0<br>G6-4-3             | 5  | 1 | 3 | 0   | 0  | 1  | 2   |
| <b>Byron Browne, R</b><br>OBP: 0.331, SLG: 0.475<br>(1, 7)    |            | 0-0<br>F8                   | 0-0<br>E8<br>1B            |            | 0-0<br>FC4-6<br>1-2f |                    | 0-0<br>G3                         |            |                           | 4  | 0 | 1 | 1   | 0  | 0  | 4   |
| <b>Randy Hundley, R</b><br>OBP: 0.294, SLG: 0.415<br>(1, 2)   |            | 0-0<br>HR                   | 0-0<br>F7                  |            | 0-3<br>K             |                    | 0-0<br>2B                         |            |                           | 4  | 1 | 2 | 4   | 0  | 1  | 3   |
| <b>Don Kessinger, S</b><br>OBP: 0.280, SLG: 0.283<br>(1, 6)   |            | 0-0<br>1B                   |                            | 0-0<br>4-3 |                      | 0-0<br>SH3-4<br>1B |                                   | 0-3<br>K   |                           | 4  | 0 | 2 | 0   | 0  | 1  | 1   |
| <b>Ken Holtzman, R</b><br>OBP: 0.136, SLG: 0.116<br>(7, 1)    |            | 0-3<br>K                    |                            | 0-0<br>1B  |                      | 0-0<br>SH3-4       |                                   | 0-0<br>4-3 |                           | 2  | 0 | 1 | 0   | 0  | 1  | 1   |
| <b>Fergie Jenkins, R</b><br>OBP: 0.321, SLG: 0.360<br>(7, 1)  |            |                             |                            |            |                      |                    |                                   |            |                           | 0  | 0 | 0 | 0   | 0  | 0  | 0   |
| <b>Arnold Earley, L</b><br>(7, 1)                             |            |                             |                            |            |                      |                    |                                   |            |                           | 0  | 0 | 0 | 0   | 0  | 0  | 0   |
| <b>Cal Koonce, R</b><br>(8, 1)                                |            |                             |                            |            |                      |                    |                                   |            |                           | 0  | 0 | 0 | 0   | 0  | 0  | 0   |
| <b>George Altman, L</b><br>OBP: 0.272, SLG: 0.383<br>(8, PH)  |            |                             |                            |            |                      |                    |                                   |            |                           | 1  | 0 | 0 | 0   | 0  | 0  | 0   |
| <b>Curt Simmons, L</b><br>OBP: 0.136, SLG: 0.143<br>(9, 1)    |            |                             |                            |            |                      |                    |                                   |            |                           | 0  | 0 | 0 | 0   | 0  | 0  | 0   |

| Inning Stats | R: 0 | H: 0 | E: 0 | K: 1 | S: 5 | P: 5 | R: 2 | H: 3 | E: 0 | K: 2 | S: 10 | R: 2 | H: 3 | E: 1 | K: 0 | S: 6 | R: 0 | H: 2 | E: 0 | K: 1 | S: 7 | R: 0 | H: 1 | E: 0 | K: 1 | S: 6 | R: 0 | H: 1 | E: 0 | K: 0 | S: 4 | R: 2 | H: 2 | E: 0 | K: 1 | S: 7 | R: 0 | H: 0 | E: 0 | K: 1 | S: 5 | R: 0 | H: 1 | E: 0 | K: 0 | S: 3 | 1B: 11 | SF: 0 | 2B: 1 | SAC: 1 | 3B: 0 | DP: 1 | HR: 1 | HBP: 0 | WP: 0 | PA: 41 |
|--------------|------|------|------|------|------|------|------|------|------|------|-------|------|------|------|------|------|------|------|------|------|------|------|------|------|------|------|------|------|------|------|------|------|------|------|------|------|------|------|------|------|------|------|------|------|------|------|--------|-------|-------|--------|-------|-------|-------|--------|-------|--------|
|--------------|------|------|------|------|------|------|------|------|------|------|-------|------|------|------|------|------|------|------|------|------|------|------|------|------|------|------|------|------|------|------|------|------|------|------|------|------|------|------|------|------|------|------|------|------|------|------|--------|-------|-------|--------|-------|-------|-------|--------|-------|--------|

| PITCHER  | IP  | WLS | BF | H  | R | ER | SO | BB | IBB | HBP | BLK | WP | HR | S  | P  | ERA  | WHIP  |
|--|-----|-----|----|----|---|----|----|----|-----|-----|-----|----|----|----|----|------|-------|
| <b>Gaylord Perry, R</b><br>ERA: 2.83<br>(1, 1) | 6.0 | W   | 29 | 10 | 4 | 4  | 5  | 1  | 0   | 0   | 0   | 0  | 1  | 38 | 42 | 6.00 | 1.833 |
| <b>Frank Linzy, R</b><br>ERA: 2.88<br>(7, 1)   | 3.0 | S   | 12 | 3  | 2 | 2  | 2  | 1  | 0   | 0   | 0   | 0  | 0  | 15 | 19 | 6.00 | 1.333 |


**BOTTOM**

**San Francisco Giants @ Chicago Cubs**  
Wrigley Field, Chicago, IL

Sun Aug 07 1966, 3:33 AM CDT  
Att. 29,265 - Unknown

livebaseballscorecards.com

|            |           |
|------------|-----------|
| <b>AB</b>  | <b>38</b> |
| <b>R</b>   | <b>6</b>  |
| <b>H</b>   | <b>13</b> |
| <b>RBI</b> | <b>6</b>  |
| <b>BB</b>  | <b>2</b>  |
| <b>SO</b>  | <b>7</b>  |
| <b>LOB</b> | <b>19</b> |



| Batter   | 1                            | 2                               | 3                            | 4                               | 5                            | 6                               | 7                            | 8                               | 9                            | AB R H RBI BB SO LOB   | TOP   |                              |                                  |                              |                                 |                              |                                 |                              |                                 |                                  |                                    |                                  |                                       |          |          |        |        |         |         |         |          |          |          |         |         |         |         |             |               |
|--|------------------------------|---------------------------------|------------------------------|---------------------------------|------------------------------|---------------------------------|------------------------------|---------------------------------|------------------------------|--|---|------------------------------|----------------------------------|------------------------------|---------------------------------|------------------------------|---------------------------------|------------------------------|---------------------------------|----------------------------------|------------------------------------|----------------------------------|---------------------------------------|----------|----------|--------|--------|---------|---------|---------|----------|----------|----------|---------|---------|---------|---------|-------------|---------------|
| Tito Fuentes, S<br>OBP: 0.286, SLG: 0.343<br>(1, 6)  | 0-0<br>F7                    |                                 | 0-0<br>F7                    |                                 | 0-0<br>F7                    | 0-3<br>K                        |                              |                                 | 0-0<br>S<br>2B               | 5 0 1 0 0 1 4  | <b>San Francisco Giants @ Cincinnati Reds</b><br>Crosley Field, Cincinnati, OH<br>Mon Aug 08 1966, 7:05 PM EDT<br>Unknown |                              |                                  |                              |                                 |                              |                                 |                              |                                 |                                  |                                    |                                  |                                       |          |          |        |        |         |         |         |          |          |          |         |         |         |         |             |               |
| Len Gabrielson, L<br>OBP: 0.287, SLG: 0.314<br>Jim Davenport, R<br>OBP: 0.306, SLG: 0.389<br>(6, PH)<br>(6, 5)   | 0-0<br>L3                    |                                 | 0-0<br>4-3                   |                                 | 0-0<br>HR                    | 0-0<br>F9                       |                              |                                 | 0-0<br>F3                    | 3 1 1 1 0 0 1<br>2 0 0 0 0 0 4   |   |                              |                                  |                              |                                 |                              |                                 |                              |                                 |                                  |                                    |                                  |                                       |          |          |        |        |         |         |         |          |          |          |         |         |         |         |             |               |
| Willie Mays, R<br>OBP: 0.369, SLG: 0.561<br>(1, 8)   | 0-0<br>HR                    |                                 |                              | 0-0<br>HR<br>1B                 | 0-0<br>F8                    |                                 |                              |                                 | 0-0<br>F4                    | 5 2 3 1 0 0 1  |   |                              |                                  |                              |                                 |                              |                                 |                              |                                 |                                  |                                    |                                  |                                       |          |          |        |        |         |         |         |          |          |          |         |         |         |         |             |               |
| Willie McCovey, L<br>OBP: 0.384, SLG: 0.565<br>(1, 3)  | 0-3<br>K                     |                                 |                              | 0-0<br>1-H<br>HR                | 0-0<br>6-3                   |                                 |                              |                                 | 0-3<br>K                     | 4 1 1 2 0 2 1  |   |                              |                                  |                              |                                 |                              |                                 |                              |                                 |                                  |                                    |                                  |                                       |          |          |        |        |         |         |         |          |          |          |         |         |         |         |             |               |
| Jim Ray Hart, R<br>OBP: 0.353, SLG: 0.520<br>(6, 7)  |                              | 0-0<br>FC4-6<br>1B              |                              | 0-0<br>F8                       |                              | 0-0<br>HR                       |                              |                                 | 0-0<br>G5-4-3                | 4 1 2 1 0 0 1  |   |                              |                                  |                              |                                 |                              |                                 |                              |                                 |                                  |                                    |                                  |                                       |          |          |        |        |         |         |         |          |          |          |         |         |         |         |             |               |
| Tom Haller, L<br>OBP: 0.310, SLG: 0.485<br>Ozzie Virgil, R<br>OBP: 0.288, SLG: 0.397<br>(7, 2)   |                              | 0-0<br>FC4-6<br>CS              |                              | 0-0<br>2B<br>1B                 |                              | 0-0<br>FC1-5<br>2B              |                              |                                 | 0-0<br>F3                    | 3 1 2 0 0 0 1<br>1 0 0 0 0 0 0   |   |                              |                                  |                              |                                 |                              |                                 |                              |                                 |                                  |                                    |                                  |                                       |          |          |        |        |         |         |         |          |          |          |         |         |         |         |             |               |
| Jesus Alou, R<br>OBP: 0.254, SLG: 0.271<br>(1, 9)  |                              | 0-0<br>F7                       |                              | 0-0<br>F7                       |                              | 4-0<br>BB<br>FC1-5<br>BB        |                              |                                 | 0-0<br>L1                    | 3 0 0 0 1 0 2  |   |                              |                                  |                              |                                 |                              |                                 |                              |                                 |                                  |                                    |                                  |                                       |          |          |        |        |         |         |         |          |          |          |         |         |         |         |             |               |
| Hal Lanier, R<br>OBP: 0.256, SLG: 0.280<br>(1, 4)  |                              | 0-0<br>CS                       | 0-0<br>SH1-4<br>1B           | 0-0<br>1-H<br>2B                |                              | 0-0<br>FC1-5<br>BB              |                              |                                 | 0-0<br>F8                    | 4 0 2 1 0 0 2  |   |                              |                                  |                              |                                 |                              |                                 |                              |                                 |                                  |                                    |                                  |                                       |          |          |        |        |         |         |         |          |          |          |         |         |         |         |             |               |
| Ray Sadecki, L<br>OBP: 0.333, SLG: 0.688<br>Ron Herbel, R<br>OBP: 0.057, SLG: 0.029<br>Cap Peterson, R<br>OBP: 0.329, SLG: 0.367<br>Don Mason, L<br>OBP: 0.125, SLG: 0.250<br>Bob Priddy, R<br>OBP: 0.267, SLG: 0.214<br>Dick Dietz, R<br>OBP: 0.045, SLG: 0.045<br>(6, PH)<br>(6, PH)<br>(6, PH)<br>(6, 1)<br>(8, PH) |                              |                                 | 0-0<br>SH1-4<br>1-2          | 0-0<br>3-1                      |                              | 4-0<br>BB<br>1-2<br>2-3         |                              |                                 | 0-0<br>1-3                   | 1 0 0 0 0 0 0 1<br>0 0 0 0 0 0 0 0<br>0 0 0 0 0 1 0 0<br>0 0 0 0 0 0 0 0<br>0 0 0 0 0 0 0 0<br>1 0 0 0 0 0 0 0 |   |                              |                                  |                              |                                 |                              |                                 |                              |                                 |                                  |                                    |                                  |                                       |          |          |        |        |         |         |         |          |          |          |         |         |         |         |             |               |
| <b>Inning Stats</b>  | R: 1<br>E: 0<br>K: 1<br>S: 6 | H: 1<br>LOB: 0<br>BB: 0<br>P: 6 | R: 0<br>E: 0<br>K: 0<br>S: 3 | H: 1<br>LOB: 0<br>BB: 0<br>P: 3 | R: 0<br>E: 0<br>K: 0<br>S: 4 | H: 1<br>LOB: 1<br>BB: 0<br>P: 4 | R: 3<br>E: 0<br>K: 0<br>S: 7 | H: 4<br>LOB: 1<br>BB: 0<br>P: 7 | R: 1<br>E: 0<br>K: 1<br>S: 4 | H: 1<br>LOB: 0<br>BB: 0<br>P: 4  |   | R: 1<br>E: 0<br>K: 1<br>S: 7 | H: 2<br>LOB: 3<br>BB: 2<br>P: 15 | R: 0<br>E: 0<br>K: 1<br>S: 5 | H: 1<br>LOB: 0<br>BB: 0<br>P: 5 | R: 0<br>E: 0<br>K: 0<br>S: 3 | H: 0<br>LOB: 0<br>BB: 0<br>P: 3 | R: 0<br>E: 0<br>K: 0<br>S: 4 | H: 1<br>LOB: 1<br>BB: 0<br>P: 4 | 1B: 5<br>2B: 3<br>3B: 0<br>HR: 4 | SF: 0<br>SAC: 1<br>DP: 1<br>HBP: 0 | WP: 0<br>PB: 0<br>SB: 1<br>CS: 1 | PA: 40                                |          |          |        |        |         |         |         |          |          |          |         |         |         |         |             |               |
| <b>PITCHER</b><br>Jim Maloney, R<br>ERA: 2.71<br>Ted Davidson, L<br>ERA: 4.38  | IP<br>5.0<br>(1, 1)          | WLS<br>W<br>(6, 1)              | BF<br>25                     | H<br>10                         | R<br>6                       | ER<br>5                         | SO<br>1                      | BB<br>1                         | IBB<br>0                     | HBP<br>0   | BLK<br>0  | WP<br>0                      | HR<br>4                          | S<br>26                      | P<br>30                         | ERA<br>9.00                  | WHIP<br>2.200                   |                              |                                 |                                  |                                    |                                  | <b>PITCHER</b><br>IP<br>4.0<br>(6, 1) | WLS<br>S | BF<br>14 | H<br>2 | R<br>0 | ER<br>0 | SO<br>2 | BB<br>1 | IBB<br>0 | HBP<br>0 | BLK<br>0 | WP<br>0 | HR<br>0 | S<br>17 | P<br>21 | ERA<br>0.00 | WHIP<br>0.750 |

livebaseballscorecards.com

|            |    |
|------------|----|
| <b>AB</b>  | 36 |
| <b>R</b>   | 6  |
| <b>H</b>   | 12 |
| <b>RBI</b> | 6  |
| <b>BB</b>  | 2  |
| <b>SO</b>  | 3  |
| <b>LOB</b> | 18 |



| Batter   | 1                  | 2                            | 3       | 4                      | 5                             | 6             | 7       | 8       | 9 |
|--|--------------------|------------------------------|---------|------------------------|-------------------------------|---------------|---------|---------|---|
| Tommy Harper, R (1, 9)<br>OBP: 0.373, SLG: 0.402         | 0-0 L5             |                              | 0-0 6-3 |                        | 0-0 FC5-4<br>1B               | 0-0 F4        |         | 0-0 5-3 |   |
| Pete Rose, S (1, 4)<br>OBP: 0.318, SLG: 0.416            | 0-0 G6-4-3<br>1B   |                              | 0-0 F9  |                        | 0-0 F7                        | 0-0 HR<br>2B  |         |         |   |
| Tommy Helms, R (1, 5)<br>OBP: 0.339, SLG: 0.426          | 0-0 G6-4-3<br>1-2f |                              | 0-0 F9  |                        | 0-0 FC5-4<br>1B<br>1-2f<br>2B | 0-0 HR<br>2-H |         |         |   |
| Deron Johnson, R (1, 7)<br>OBP: 0.297, SLG: 0.413 (6, 3) |                    | 0-0 1B<br>2B                 |         | 0-0 HR<br>1B           | 0-0 2B<br>E<br>1-3<br>1B      | 0-0 5-3       |         |         |   |
| Tony Perez, R (1, 3)<br>OBP: 0.297, SLG: 0.396           |                    | 0-0 1B<br>1B<br>2-H<br>1B    |         | 0-0 HR<br>1-H          | 0-0 E<br>HR<br>1-3<br>2B      |               | 0-0 F8  |         |   |
| Art Shamsky, L (5, PH)<br>OBP: 0.321, SLG: 0.503 (6, 7)  |                    |                              |         | 0-0 HR<br>1-H          | 0-0 E<br>HR<br>1-3<br>2B      |               |         |         |   |
| Dick Simpson, R (1, 8)<br>OBP: 0.367, SLG: 0.462         |                    | 0-0 1B<br>1-2<br>1B          |         | 0-0 FC6-4<br>1B        | 0-0 E6<br>HR<br>2-3<br>3-H    |               | 0-3 K   |         |   |
| Leo Cardenas, R (1, 6)<br>OBP: 0.311, SLG: 0.414         |                    | 0-0 P3                       |         | 0-0 FC6-4<br>1-2f<br>S | 0-0 HR<br>1-H<br>3-H          |               | 0-3 K   |         |   |
| Jimmie Coker, R (1, 2)<br>OBP: 0.274, SLG: 0.423         |                    | 0-0 L4-6<br>1-2<br>2-3<br>1B |         | 0-0 P3<br>1-2          | 0-0 F7                        |               | 0-0 4-3 |         |   |
| Jim Maloney, L (1, 1)<br>OBP: 0.258, SLG: 0.226          |                    | 0-0 L4-6                     |         | 0-3 K                  |                               |               | 0-3 K   |         |   |
| Ted Davidson, R (6, 1)                                   |                    |                              |         |                        |                               |               |         | 0-0 4-3 |   |
| Johnny Edwards, L (6, 2)<br>OBP: 0.289, SLG: 0.306       |                    | 0-0 L4-6<br>1-2              |         |                        |                               |               |         | 0-0 4-3 |   |

| Inning Stats | R: 0 | H: 1 | E: 0 | K: 0 | S: 3 | LOB: 0 | BB: 0 | P: 3 |
|--------------|------|------|------|------|------|--------|-------|------|
|              | R: 1 | H: 4 | E: 0 | K: 0 | S: 6 | LOB: 2 | BB: 0 | P: 6 |
|              | R: 0 | H: 0 | E: 0 | K: 0 | S: 3 | LOB: 0 | BB: 0 | P: 3 |
|              | R: 2 | H: 3 | E: 0 | K: 1 | S: 8 | LOB: 1 | BB: 0 | P: 8 |
|              | R: 5 | H: 4 | E: 1 | K: 0 | S: 8 | LOB: 0 | BB: 0 | P: 8 |
|              | R: 2 | H: 2 | E: 0 | K: 1 | S: 7 | LOB: 0 | BB: 0 | P: 7 |
|              | R: 0 | H: 0 | E: 0 | K: 2 | S: 7 | LOB: 0 | BB: 0 | P: 7 |
|              | R: 0 | H: 0 | E: 0 | K: 0 | S: 3 | LOB: 0 | BB: 0 | P: 3 |

| PITCHER                           | IP  | WLS | BF | H | R | ER | SO | BB | IBB | HBP | BLK | WP | HR | S  | P  | ERA  | WHIP  |
|-----------------------------------|-----|-----|----|---|---|----|----|----|-----|-----|-----|----|----|----|----|------|-------|
| Ray Sadecki, L (1, 1)<br>ERA: 5.0 | 3.0 |     | 15 | 8 | 3 | 3  | 0  | 0  | 0   | 0   | 0   | 0  | 1  | 15 | 15 | 9.00 | 2.667 |
| Ron Herbel, R (4, 1)<br>ERA: 4.28 | 2.0 | L   | 11 | 4 | 5 | 1  | 1  | 0  | 0   | 0   | 0   | 0  | 1  | 13 | 13 | 4.50 | 2.000 |
| Bob Priddy, R (6, 1)<br>ERA: 4.17 | 3.0 |     | 11 | 2 | 2 | 2  | 3  | 0  | 0   | 0   | 0   | 0  | 1  | 17 | 17 | 6.00 | 0.667 |

AB R H RBI BB SO LOB

|   |   |   |   |   |   |   |
|---|---|---|---|---|---|---|
| 5 | 0 | 1 | 0 | 0 | 0 | 0 |
| 4 | 1 | 2 | 0 | 0 | 0 | 1 |
| 4 | 2 | 1 | 2 | 0 | 0 | 2 |
| 4 | 3 | 3 | 0 | 0 | 0 | 0 |
| 2 | 1 | 2 | 3 | 0 | 0 | 0 |
| 2 | 1 | 1 | 1 | 0 | 0 | 0 |
| 4 | 1 | 2 | 0 | 0 | 1 | 1 |
| 4 | 1 | 1 | 3 | 0 | 1 | 3 |
| 3 | 0 | 1 | 0 | 0 | 0 | 1 |
| 2 | 0 | 0 | 0 | 0 | 1 | 4 |
| 1 | 0 | 0 | 0 | 0 | 0 | 0 |
| 2 | 0 | 0 | 0 | 0 | 1 | 0 |

|       |        |       |        |
|-------|--------|-------|--------|
| 1B: 8 | SF: 0  | WP: 0 | PA: 37 |
| 2B: 4 | SAC: 0 | PB: 0 |        |
| 3B: 0 | DP: 2  | SB: 1 |        |
| HR: 3 | HBP: 0 | CS: 0 |        |

|     |    |
|-----|----|
| AB  | 37 |
| R   | 10 |
| H   | 14 |
| RBI | 9  |
| BB  | 0  |
| SO  | 4  |
| LOB | 12 |




**San Francisco Giants @ Cincinnati Reds**  
 Crosley Field, Cincinnati, OH  
 Mon Aug 08 1966, 7:05 PM EDT  
 Unknown

livebaseballscorecards.com

**San Francisco Giants @ Cincinnati Reds**  
Crosley Field, Cincinnati, OH

Mon Aug 08 1966, 7:05 PM EDT  
Att: 32,552 - Unknown

|   |               |
|---|---------------|
| <b>AB</b>   | <b>40</b>     |
| <b>R</b>  | <b>7</b>      |
| <b>H</b>  | <b>12</b>     |
| <b>RBI</b>  | <b>7</b>      |
| <b>BB</b>   | <b>1</b>      |
| <b>SO</b>   | <b>10</b>     |
| <b>LOB</b>  | <b>16</b>     |
|  |               |
| <b>WP: 0</b>  | <b>PA: 43</b> |
| <b>PB: 0</b>  |               |
| <b>SB: 1</b>  |               |
| <b>CS: 0</b>  |               |

| Batter  | 1   | 2                                | 3                            | 4                               | 5                            | 6                               | 7                            | 8                               | 9                            | AB R H RBI BB SO LOB            | TOP                          |                                 |                              |                                 |                              |                                 |                                   |                                    |                 |  |  |  |  |  |  |  |  |  |  |  |  |  |  |  |  |  |
|---|---|----------------------------------|------------------------------|---------------------------------|------------------------------|---------------------------------|------------------------------|---------------------------------|------------------------------|---------------------------------|------------------------------|---------------------------------|------------------------------|---------------------------------|------------------------------|---------------------------------|-----------------------------------|------------------------------------|-----------------|--|--|--|--|--|--|--|--|--|--|--|--|--|--|--|--|--|
| <b>Tito Fuentes, S</b> (1, 6)<br>OBP: 0.284, SLG: 0.341   | 0-0<br>F7   | 0-0<br>1B<br>SF9<br>1B           |                              | 0-0<br>F5                       |                              | 0-0<br>F6                       |                              | 0-0<br>F1                       |                              | 5 1 1 0 0 0 2                   |                              |                                 |                              |                                 |                              |                                 |                                   |                                    |                 |  |  |  |  |  |  |  |  |  |  |  |  |  |  |  |  |  |
| <b>Len Gabrielson, L</b> (1, 7)<br>OBP: 0.285, SLG: 0.307 | 4-0<br>1B<br>1B<br>BB                                 | 0-0<br>F8                        |                              | 0-0<br>4-3                      |                              | 0-3<br>K                        |                              | 0-0<br>G3                       |                              | 4 1 0 0 1 1 2                   |                              |                                 |                              |                                 |                              |                                 |                                   |                                    |                 |  |  |  |  |  |  |  |  |  |  |  |  |  |  |  |  |  |
| <b>Willie Mays, R</b> (1, 8)<br>OBP: 0.367, SLG: 0.557    | 0-0<br>F4   | 0-0<br>SF9<br>HBP<br>1-3<br>1B   |                              | 0-3<br>K                        |                              | 0-3<br>K                        |                              | 0-0<br>F6                       |                              | 5 0 1 0 0 2 1                   |                              |                                 |                              |                                 |                              |                                 |                                   |                                    |                 |  |  |  |  |  |  |  |  |  |  |  |  |  |  |  |  |  |
| <b>Willie McCovey, L</b> (1, 3)<br>OBP: 0.392, SLG: 0.579 | 0-0<br>1B<br>1-3<br>1B                                | 1-0<br>1-2<br>HBP                |                              | 0-0<br>E<br>S<br>1B             |                              | 0-0<br>HR                       |                              | 0-0<br>1B<br>E                  |                              | 4 3 4 1 0 0 0                   |                              |                                 |                              |                                 |                              |                                 |                                   |                                    |                 |  |  |  |  |  |  |  |  |  |  |  |  |  |  |  |  |  |
| <b>Jim Ray Hart, R</b> (1, 5)<br>OBP: 0.352, SLG: 0.517   | 0-0<br>1B<br>1-3<br>1B                                | 0-0<br>SF9                       |                              | 0-3<br>K                        |                              | 0-0<br>F9                       |                              | 0-0<br>E5<br>1B                 |                              | 4 1 1 2 0 1 2                   |                              |                                 |                              |                                 |                              |                                 |                                   |                                    |                 |  |  |  |  |  |  |  |  |  |  |  |  |  |  |  |  |  |
| <b>Tom Haller, L</b> (1, 2)<br>OBP: 0.311, SLG: 0.483     | 0-0<br>1B<br>1-3<br>2B<br>1B                          | 0-3<br>K                         |                              | 0-0<br>G3                       |                              | 0-0<br>F9                       |                              | 0-0<br>FC6-4<br>1B              |                              | 5 1 2 2 0 1 3                   |                              |                                 |                              |                                 |                              |                                 |                                   |                                    |                 |  |  |  |  |  |  |  |  |  |  |  |  |  |  |  |  |  |
| <b>Jesus Alou, R</b> (1, 9)<br>OBP: 0.254, SLG: 0.271     | 0-0<br>2B<br>1-3<br>1B                                |                                  | 0-0<br>F7                    |                                 | 0-0<br>F7                    |                                 | 0-3<br>K                     | 0-0<br>FC6-4                    |                              | 4 0 1 1 0 1 1                   |                              |                                 |                              |                                 |                              |                                 |                                   |                                    |                 |  |  |  |  |  |  |  |  |  |  |  |  |  |  |  |  |  |
| <b>Ollie Brown, R</b> (8, 9)<br>OBP: 0.290, SLG: 0.293    |   |                                  |                              |                                 |                              |                                 |                              | 1-2<br>FC6-4                    |                              | 1 0 0 0 0 0 2                   |                              |                                 |                              |                                 |                              |                                 |                                   |                                    |                 |  |  |  |  |  |  |  |  |  |  |  |  |  |  |  |  |  |
| <b>Hal Lanier, R</b> (1, 4)<br>OBP: 0.259, SLG: 0.286     | 0-0<br>1-3<br>2B                                      |                                  | 0-3<br>K                     |                                 | 0-0<br>F3                    |                                 | 0-0<br>1B                    |                                 |                              | 4 0 2 1 0 1 0                   |                              |                                 |                              |                                 |                              |                                 |                                   |                                    |                 |  |  |  |  |  |  |  |  |  |  |  |  |  |  |  |  |  |
| <b>Joe Gibbon, R</b> (1, 1)<br>OBP: 0.182, SLG: 0.100     | 0-3<br>K  |                                  | 0-3<br>K                     |                                 | 0-0<br>E1                    |                                 | 0-3<br>K                     |                                 |                              | 2 0 0 0 0 2 2                   |                              |                                 |                              |                                 |                              |                                 |                                   |                                    |                 |  |  |  |  |  |  |  |  |  |  |  |  |  |  |  |  |  |
| <b>Lindy McDaniel, R</b> (4, 1)<br>OBP: 0.077, SLG: 0.077 |   |                                  |                              |                                 |                              |                                 |                              |                                 |                              | 2 0 0 0 0 1 1                   |                              |                                 |                              |                                 |                              |                                 |                                   |                                    |                 |  |  |  |  |  |  |  |  |  |  |  |  |  |  |  |  |  |
| <b>Bill Henry, L</b> (8, 1)                               |   |                                  |                              |                                 |                              |                                 |                              |                                 |                              | 0 0 0 0 0 0 0                   |                              |                                 |                              |                                 |                              |                                 |                                   |                                    |                 |  |  |  |  |  |  |  |  |  |  |  |  |  |  |  |  |  |
| <b>Frank Linzy, R</b> (9, 1)<br>OBP: 0.188, SLG: 0.313    |   |                                  |                              |                                 |                              |                                 |                              |                                 |                              | 0 0 0 0 0 0 0                   |                              |                                 |                              |                                 |                              |                                 |                                   |                                    |                 |  |  |  |  |  |  |  |  |  |  |  |  |  |  |  |  |  |
| <b>Inning Stats</b>                                       | R: 4<br>E: 0<br>K: 1<br>S: 10                         | H: 5<br>LOB: 2<br>BB: 1<br>P: 14 | R: 1<br>E: 0<br>K: 1<br>S: 7 | H: 2<br>LOB: 2<br>BB: 0<br>P: 8 | R: 0<br>E: 0<br>K: 2<br>S: 7 | H: 0<br>LOB: 0<br>BB: 0<br>P: 7 | R: 0<br>E: 0<br>K: 1<br>S: 5 | H: 0<br>LOB: 0<br>BB: 0<br>P: 5 | R: 0<br>E: 0<br>K: 1<br>S: 6 | H: 1<br>LOB: 1<br>BB: 0<br>P: 6 | R: 1<br>E: 0<br>K: 1<br>S: 6 | H: 1<br>LOB: 0<br>BB: 0<br>P: 6 | R: 0<br>E: 0<br>K: 2<br>S: 8 | H: 1<br>LOB: 1<br>BB: 0<br>P: 8 | R: 1<br>E: 1<br>K: 0<br>S: 6 | H: 2<br>LOB: 2<br>BB: 0<br>P: 6 | 1B: 10<br>2B: 1<br>3B: 0<br>HR: 1 | SF: 1<br>SAC: 0<br>DP: 0<br>HBP: 1 | WP: 0<br>PA: 43 |  |  |  |  |  |  |  |  |  |  |  |  |  |  |  |  |  |
| <b>PITCHER</b>  | IP WLS BF H R ER SO BB IBB HBP BLK WP HR S P ERA WHIP |                                  |                              |                                 |                              |                                 |                              |                                 |                              |                                 |                              |                                 |                              |                                 |                              |                                 |                                   |                                    |                 |  |  |  |  |  |  |  |  |  |  |  |  |  |  |  |  |  |
| <b>Sammy Ellis, R</b> (1, 1)<br>ERA: 5.14                 | 1.1   |                                  | 12                           | 7                               | 5                            | 5                               | 1                            | 1                               | 0                            | 0                               | 0                            | 0                               | 0                            | 13                              | 17                           | 33.75                           | 6.000                             |                                    |                 |  |  |  |  |  |  |  |  |  |  |  |  |  |  |  |  |  |
| <b>Joe Nuxhall, L</b> (2, 1)<br>ERA: 4.39                 | 1.2   |                                  | 6                            | 0                               | 0                            | 0                               | 3                            | 0                               | 0                            | 1                               | 0                            | 0                               | 0                            | 11                              | 12                           | 0.00                            | 0.000                             |                                    |                 |  |  |  |  |  |  |  |  |  |  |  |  |  |  |  |  |  |
| <b>Jack Baldschun, R</b> (4, 1)<br>ERA: 5.71              | 4.0   | L                                | 15                           | 2                               | 1                            | 1                               | 4                            | 0                               | 0                            | 0                               | 0                            | 0                               | 1                            | 23                              | 23                           | 2.25                            | 0.500                             |                                    |                 |  |  |  |  |  |  |  |  |  |  |  |  |  |  |  |  |  |
| <b>Don Nottebart, R</b> (8, 1)<br>ERA: 2.09               | 2.0   |                                  | 10                           | 3                               | 1                            | 0                               | 2                            | 0                               | 0                            | 0                               | 0                            | 0                               | 0                            | 14                              | 14                           | 0.00                            | 1.500                             |                                    |                 |  |  |  |  |  |  |  |  |  |  |  |  |  |  |  |  |  |

livebaseballscorecards.com

| Batter  | 1                | 2 | 3                  | 4            | 5                | 6          | 7 | 8 | 9                | AB | R | H | RBI | BB | SO | LOB |
|---|------------------|---|--------------------|--------------|------------------|------------|---|---|------------------|----|---|---|-----|----|----|-----|
| Tommy Harper, R<br>OBP: 0.371, SLG: 0.397<br>(1, 9)<br>(6, 8)   | 0-0<br>6-3       |   | 0-3<br>K           | 4-0<br>1B BB |                  | 0-0<br>5-3 |   |   | 0-0<br>F4        | 4  | 0 | 0 | 0   | 1  | 1  | 1   |
| Pete Rose, S<br>OBP: 0.319, SLG: 0.416<br>(1, 4)<br>(8, 3)  | 0-0<br>2B 6-3 1B |   | 0-0<br>F9          | 0-0<br>1B    |                  | 0-0<br>F8  |   |   | 0-3<br>K2-3      | 5  | 1 | 2 | 1   | 0  | 1  | 1   |
| Tommy Helms, R<br>OBP: 0.340, SLG: 0.429<br>(1, 5)<br>(8, 3)  | 0-0<br>1-3 2B    |   | 0-0<br>2-3 2B 1B   | 0-0<br>5-3   |                  |            |   |   | 0-0<br>F8        | 5  | 1 | 2 | 0   | 0  | 1  | 2   |
| Deron Johnson, R<br>OBP: 0.299, SLG: 0.416<br>(1, 7)<br>(8, 3)  | 0-0<br>6-3       |   | 0-0<br>1-H 3-H 2B  |              | 0-0<br>4-3       |            |   |   | 0-0<br>G4-6-3 1B | 4  | 0 | 2 | 3   | 0  | 0  | 1   |
| Tony Perez, R<br>OBP: 0.297, SLG: 0.398<br>Don Nottebart, R<br>OBP: 0.150, SLG: 0.105<br>(1, 3)<br>(8, 1)   | 0-0<br>F9        |   | 0-0<br>P3          |              | 0-0<br>2B        |            |   |   | 0-0<br>G4-6-3    | 4  | 0 | 1 | 0   | 0  | 0  | 3   |
| Dick Simpson, R<br>OBP: 0.355, SLG: 0.444<br>Art Shamsky, L<br>OBP: 0.318, SLG: 0.497<br>(1, 8)<br>(5, PH)<br>(6, 9)  |                  |   | 0-3<br>K           |              | 0-3<br>K         |            |   |   | 0-3<br>K         | 2  | 0 | 0 | 0   | 0  | 2  | 0   |
| Leo Cardenas, R<br>OBP: 0.313, SLG: 0.418<br>(1, 6)   |                  |   | 0-0<br>F7          |              | 0-3<br>K         |            |   |   | 0-0<br>3B        | 3  | 0 | 1 | 0   | 1  | 1  | 0   |
| Jimmie Coker, R<br>OBP: 0.276, SLG: 0.419<br>Vada Pinson, L<br>OBP: 0.332, SLG: 0.433<br>Johnny Edwards, L<br>OBP: 0.289, SLG: 0.306<br>(1, 2)<br>(8, PH)<br>(9, 2)   |                  |   | 0-0<br>6-3         |              | 0-0<br>WP 1B 1B  |            |   |   | 0-3<br>K         | 3  | 1 | 1 | 0   | 0  | 0  | 2   |
| Sammy Ellis, L<br>OBP: 0.180, SLG: 0.109<br>Joe Nuxhall, L<br>OBP: 0.136, SLG: 0.182<br>Milt Pappas, R<br>OBP: 0.143, SLG: 0.208<br>Jack Baldschun, R<br>OBP: 0.333, SLG: 0.333<br>Giraldo Ruiz, S<br>OBP: 0.256, SLG: 0.231<br>(1, 1)<br>(2, 1)<br>(3, PH)<br>(4, 1)<br>(8, 7) |                  |   | 4-0<br>1B WP 2B BB |              | 0-0<br>1-H 1B 1B |            |   |   | 0-0<br>5-3       | 0  | 0 | 0 | 0   | 0  | 0  | 0   |

| Inning Stats | R: 1 | H: 2 | E: 0 | LOB: 1 | K: 0 | P: 5 | R: 0 | H: 0 | E: 0 | LOB: 0 | K: 1 | P: 5 | R: 2 | H: 2 | E: 0 | LOB: 1 | K: 1 | P: 11 | R: 2 | H: 3 | E: 0 | LOB: 2 | K: 2 | P: 10 | R: 0 | H: 1 | E: 0 | LOB: 0 | K: 1 | P: 5 | R: 0 | H: 1 | E: 0 | LOB: 0 | K: 1 | P: 5 | R: 0 | H: 1 | E: 0 | LOB: 1 | K: 2 | P: 8 | R: 0 | H: 0 | E: 0 | LOB: 0 | K: 1 | P: 5 | 1B: 6 | SF: 0 | 2B: 3 | SAC: 0 | 3B: 1 | DP: 1 | HR: 0 | HBP: 0 |
|--------------|------|------|------|--------|------|------|------|------|------|--------|------|------|------|------|------|--------|------|-------|------|------|------|--------|------|-------|------|------|------|--------|------|------|------|------|------|--------|------|------|------|------|------|--------|------|------|------|------|------|--------|------|------|-------|-------|-------|--------|-------|-------|-------|--------|
|--------------|------|------|------|--------|------|------|------|------|------|--------|------|------|------|------|------|--------|------|-------|------|------|------|--------|------|-------|------|------|------|--------|------|------|------|------|------|--------|------|------|------|------|------|--------|------|------|------|------|------|--------|------|------|-------|-------|-------|--------|-------|-------|-------|--------|

| PITCHER                                  | IP  | WLS | BF | H | R | ER | SO | BB | IBB | HBP | BLK | WP | HR | S  | P  | ERA   | WHIP  |
|--|-----|-----|----|---|---|----|----|----|-----|-----|-----|----|----|----|----|-------|-------|
| Joe Gibbon, L<br>ERA: 4.12<br>(1, 1)     | 3.2 |     | 20 | 7 | 5 | 5  | 4  | 2  | 0   | 0   | 0   | 2  | 0  | 26 | 34 | 12.27 | 2.455 |
| Lindy McDaniel, R<br>ERA: 3.35<br>(4, 1) | 3.2 | W   | 14 | 3 | 0 | 0  | 4  | 1  | 0   | 0   | 0   | 0  | 0  | 21 | 25 | 0.00  | 1.091 |
| Bill Henry, L<br>ERA: 1.89<br>(8, 1)     | 0.2 |     | 2  | 0 | 0 | 0  | 1  | 0  | 0   | 0   | 0   | 0  | 0  | 4  | 4  | 0.00  | 0.000 |
| Frank Linzy, R<br>ERA: 2.85<br>(9, 1)    | 1.0 | S   | 3  | 0 | 0 | 0  | 1  | 0  | 0   | 0   | 0   | 0  | 0  | 5  | 5  | 0.00  | 0.000 |

BOTTOM

San Francisco Giants @ Cincinnati Reds

Crosley Field, Cincinnati, OH

Mon Aug 08 1966, 7:05 PM EDT

Att. 32,552 - Unknown

livebaseballscorecards.com

|     |    |
|-----|----|
| AB  | 36 |
| R   | 5  |
| H   | 10 |
| RBI | 5  |
| BB  | 3  |
| SO  | 10 |
| LOB | 13 |



|       |        |
|-------|--------|
| WP: 2 | PA: 39 |
| PB: 0 |        |
| SB: 0 |        |
| CS: 0 |        |

| Batter  | 1   | 2   | 3   | 4   | 5   | 6  | 7   | 8   | 9   | AB R H RBI BB SO LOB                                       | TOP                                     |   |
|---|---|---|---|---|---|--|---|---|---|--|---|---|
| Tito Fuentes, S<br>OBP: 0.290, SLG: 0.349<br>(1, 6) X   | 0-0<br>2B   |   | 0-0<br>1-3  |   |   | 0-0<br>BB 1B<br>BB 1B                                | 0-0<br>1-2<br>1B                                    |   |   | 4 1 3 0 0 0 0  |   |   |
| Len Gabrielson, L<br>OBP: 0.284, SLG: 0.306<br>(1, 7) X   | 0-0<br>F8   |   |   | 0-0<br>4-3  |   | 0-0<br>BB BB<br>1-2 1B                               | 0-0<br>F8   |   |   | 4 0 1 0 0 0 2  |   |   |
| Willie Mays, R<br>OBP: 0.368, SLG: 0.555<br>(1, 8) X  | 0-0<br>1B   |   |   | 0-0<br>F4   |   | 4-0<br>BB BB<br>1-2 2-3                              |   | 0-3<br>K  |   | 3 0 1 0 1 1 0  |   |   |
| Willie McCovey, L<br>OBP: 0.393, SLG: 0.575<br>(1, 3) X   | 0-0<br>G3   |   |   | 0-0<br>F6   |   | 4-0<br>BB<br>1-2 2-3 3-H                             |   | 4-0<br>FC6 BB                                       |   | 2 0 0 1 2 0 1  |   |   |
| Jim Ray Hart, R<br>OBP: 0.351, SLG: 0.517<br>(1, 5)   |   | 0-0<br>F4   |   |   | 0-0<br>4-3 SF9<br>2B                                | 0-3<br>K   |   | 0-0<br>F3   |   | 4 1 1 0 0 1 4  |   |   |
| Ozzie Virgil, R<br>OBP: 0.271, SLG: 0.373<br>(1, 2)   |   | 0-0<br>5-3  |   |   | 0-0<br>4-3<br>2-3                                   | 0-0<br>2-3   |   | 0-0<br>FC6<br>1-2f                                  |   | 4 0 0 0 0 0 5  |   |   |
| Jesus Alou, R<br>OBP: 0.251, SLG: 0.269<br>Tom Haller, L (9, PH)<br>OBP: 0.310, SLG: 0.482<br>(1, 9)    |   | 0-0<br>3-1  |   |   | 0-0<br>SF9<br>3-H                                   |  | 0-0<br>F6   |   | 0-0<br>F8   | 2 0 0 1 0 0 0<br>1 0 0 0 0 0 0                             |   |   |
| Hal Lanier, R<br>OBP: 0.259, SLG: 0.287<br>Bob Burda, L (9, PH)<br>OBP: 0.222, SLG: 0.235<br>(1, 4)     |   |   | 0-0<br>F9   |   | 0-0<br>K  |  | 0-0<br>1B<br>1B                                     |   | 0-0<br>F2   | 3 0 1 0 0 1 0<br>1 0 0 0 0 0 0                             |   |   |
| Bobby Bolin, R<br>OBP: 0.245, SLG: 0.191<br>Cap Peterson, R (9, PH)<br>OBP: 0.327, SLG: 0.364<br>(1, 1) |   |   | 0-0<br>F2   |   |   | 0-3<br>K   | 0-3<br>K  |   | 0-3<br>K  | 3 0 0 0 0 2 1<br>1 0 0 0 0 1 0                             |   |   |
| <b>Inning Stats</b>   | R: 0 H: 2<br>E: 0 LOB: 1<br>K: 0 BB: 0<br>S: 4 P: 4   | R: 0 H: 0<br>E: 0 LOB: 0<br>K: 0 BB: 0<br>S: 3 P: 3 | R: 0 H: 0<br>E: 0 LOB: 0<br>K: 0 BB: 0<br>S: 3 P: 3 | R: 0 H: 0<br>E: 0 LOB: 0<br>K: 0 BB: 0<br>S: 3 P: 3 | R: 1 H: 1<br>E: 0 LOB: 0<br>K: 1 BB: 0<br>S: 6 P: 6 | R: 1 H: 2<br>E: 0 LOB: 3<br>K: 2 BB: 2<br>S: 9 P: 17 | R: 0 H: 2<br>E: 0 LOB: 2<br>K: 1 BB: 0<br>S: 7 P: 7 | R: 0 H: 0<br>E: 0 LOB: 1<br>K: 1 BB: 1<br>S: 5 P: 9 | R: 0 H: 0<br>E: 0 LOB: 0<br>K: 1 BB: 0<br>S: 5 P: 5 | 1B: 5 SF: 1<br>2B: 2 SAC: 0<br>3B: 0 DP: 0<br>HR: 0 HBP: 0 | WP: 0 PA: 36<br>PB: 0<br>SB: 0<br>CS: 0 |   |
| <b>PITCHER</b><br>Milt Pappas, R (1, 1)<br>ERA: 4.24<br>Sammy Ellis, R (6, 1)<br>ERA: 5.02              | IP WLS BF H R ER SO BB IBB HBP BLK WP HR S P ERA WHIP |   |   |   |   |  |   |   |   |  |   | <b>PITCHER</b><br>IP WLS BF H R ER SO BB IBB HBP BLK WP HR S P ERA WHIP |
|   | 5.1 20 5 2 2 2 0 0 0 0 0 0 0 24 24 3.38 0.938         |   |   |   |   |  |   |   |   |  |   |   |

San Francisco Giants @ Cincinnati Reds  
Crosley Field, Cincinnati, OH  
Tue Aug 09 1966, 7:05 PM EDT  
Att: 16,631 - Unknown

livebaseballscorecards.com

|     |    |
|-----|----|
| AB  | 32 |
| R   | 2  |
| H   | 7  |
| RBI | 2  |
| BB  | 3  |
| SO  | 6  |
| LOB | 13 |





| Batter  | 1                      | 2          | 3          | 4         | 5                | 6                            | 7                                  | 8          | 9 | AB | R | H | RBI | BB | SO | LOB |
|---|------------------------|------------|------------|-----------|------------------|------------------------------|------------------------------------|------------|---|----|---|---|-----|----|----|-----|
| Tommy Harper, R<br>OBP: 0.370, SLG: 0.394<br>(1, 9)<br>(8, 7)   | 0-0<br>F5              |            | 0-3<br>K   |           | 0-0<br>F7        |                              | 4-0<br>1B<br>1-2<br>BB             |            |   | 3  | 0 | 0 | 0   | 1  | 1  | 2   |
| Pete Rose, S<br>OBP: 0.319, SLG: 0.415<br>(1, 4)<br>(8, 3)  | 0-0<br>F7              |            | 0-0<br>4-3 |           | 0-0<br>1B        |                              | 0-0<br>F3                          |            |   | 4  | 0 | 1 | 1   | 0  | 0  | 2   |
| Vada Pinson, L<br>OBP: 0.333, SLG: 0.434<br>(1, 8)<br>(8, 3)  | 0-0<br>1B<br>E<br>1B   |            |            | 0-0<br>F9 | 0-3<br>K         |                              | 0-0<br>1B                          | 1-3<br>2-H |   | 4  | 1 | 2 | 1   | 0  | 1  | 2   |
| Deron Johnson, R<br>OBP: 0.301, SLG: 0.416<br>(1, 7)<br>(8, 3)  | 0-0<br>E8<br>1-H<br>1B |            |            | 0-0<br>F9 |                  | 0-0<br>E7<br>G6-4-3<br>BB    | 4-0<br>BB                          |            |   | 3  | 0 | 1 | 0   | 1  | 0  | 0   |
| Gordy Coleman, L<br>OBP: 0.309, SLG: 0.346<br>Dick Simpson, R<br>OBP: 0.355, SLG: 0.444<br>(1, 3)<br>(8, 9) | 0-3<br>K               |            |            | 0-0<br>1B |                  | 4-0<br>BB<br>G6-4-3          | 0-0<br>G3                          |            |   | 3  | 0 | 1 | 0   | 1  | 1  | 4   |
| Tommy Helms, R<br>OBP: 0.339, SLG: 0.425<br>(1, 5)<br>(8, 3)  |                        | 0-0<br>F7  |            | 0-0<br>F4 |                  | 0-0<br>G6-4-3<br>1-2f<br>2-3 | 4-0<br>BB<br>FC1-3-4-5             |            |   | 3  | 0 | 0 | 0   | 1  | 0  | 3   |
| Johnny Edwards, L<br>OBP: 0.284, SLG: 0.301<br>(1, 2)<br>(8, 3)   |                        | 0-0<br>G3  |            |           | 0-0<br>F8        | 0-0<br>F8                    | 0-0<br>FC1-3-4-6<br>G5-4-3<br>1-2f |            |   | 4  | 0 | 0 | 0   | 0  | 0  | 2   |
| Leo Cardenas, R<br>OBP: 0.312, SLG: 0.417<br>(1, 6)<br>(8, 3)   |                        | 0-0<br>6-3 |            |           | 0-0<br>HBP<br>1B |                              | 0-0<br>G5-4-3<br>1-2f              |            |   | 4  | 1 | 1 | 0   | 0  | 0  | 1   |
| Milt Pappas, R<br>OBP: 0.155, SLG: 0.204<br>Sammy Ellis, L<br>OBP: 0.196, SLG: 0.128<br>(1, 1)<br>(6, 1)    |                        |            | 0-0<br>1-3 |           | 1-0<br>HBP<br>1B |                              | 0-0<br>BB<br>1B<br>1B              |            |   | 1  | 0 | 0 | 0   | 0  | 0  | 0   |
|   |                        |            |            |           |                  |                              |                                    |            |   | 1  | 1 | 1 | 0   | 0  | 0  | 0   |

| Inning Stats | R: 1 | H: 2   | R: 0 | H: 0   | R: 0 | H: 0   | R: 1 | H: 2   | R: 0 | H: 0   | R: 1 | H: 2   | R: 0 | H: 0   | R: 0 | H: 0   |
|--------------|------|--------|------|--------|------|--------|------|--------|------|--------|------|--------|------|--------|------|--------|
|              | E: 1 | LOB: 1 | E: 0 | LOB: 0 | E: 0 | LOB: 0 | E: 0 | LOB: 2 | E: 1 | LOB: 1 | E: 0 | LOB: 3 | E: 0 | LOB: 0 | E: 0 | LOB: 0 |
|              | K: 1 | BB: 0  | K: 0 | BB: 0  | K: 1 | BB: 0  | K: 1 | BB: 0  | K: 0 | BB: 1  | K: 0 | BB: 2  | K: 0 | BB: 1  | K: 0 | BB: 1  |
|              | S: 7 | P: 7   | S: 3 | P: 3   | S: 5 | P: 5   | S: 7 | P: 8   | S: 3 | P: 7   | S: 5 | P: 13  | S: 2 | P: 6   | S: 2 | P: 6   |


| PITCHER                               | IP  | WLS | BF | H | R | ER | SO | BB | IBB | HBP | BLK | WP | HR | S  | P  | ERA  | WHIP  |
|---------------------------------------|-----|-----|----|---|---|----|----|----|-----|-----|-----|----|----|----|----|------|-------|
| Bobby Bolin, R<br>ERA: 3.17<br>(1, 1) | 8.0 | L   | 35 | 7 | 3 | 2  | 3  | 4  | 0   | 1   | 0   | 0  | 0  | 36 | 53 | 2.25 | 1.375 |

**BOTTOM**

**San Francisco Giants @ Cincinnati Reds**  
Crosley Field, Cincinnati, OH

Tue Aug 09 1966, 7:05 PM EDT  
Att. 16,631 - Unknown

|     |    |
|-----|----|
| AB  | 30 |
| R   | 3  |
| H   | 7  |
| RBI | 2  |
| BB  | 4  |
| SO  | 3  |
| LOB | 16 |



|       |        |
|-------|--------|
| WP: 0 | PA: 35 |
| PB: 0 | SB: 0  |
| CS: 0 |        |

| Batter   | 1                            | 2                               | 3                            | 4                               | 5                            | 6                               | 7                            | 8                               | 9                            | AB R H RBI BB SO LOB            | TOP                          |                                 |                              |                                 |                              |                                 |                                  |                                    |                                  |        |     |     |    |    |   |   |     |      |  |  |
|--|------------------------------|---------------------------------|------------------------------|---------------------------------|------------------------------|---------------------------------|------------------------------|---------------------------------|------------------------------|---------------------------------|------------------------------|---------------------------------|------------------------------|---------------------------------|------------------------------|---------------------------------|----------------------------------|------------------------------------|----------------------------------|--------|-----|-----|----|----|---|---|-----|------|--|--|
| Ron Davis, R<br>OBP: 0.267, SLG: 0.310 (1, 8) X        | 0-0<br>6-3                   |                                 |                              | X 0-0<br>6-3                    |                              | X 0-0<br>1-3                    |                              | X 0-0<br>FC2-6                  | 4 0 0 0 0 0 1                |                                 |                              |                                 |                              |                                 |                              |                                 |                                  |                                    |                                  |        |     |     |    |    |   |   |     |      |  |  |
| Sonny Jackson, L<br>OBP: 0.323, SLG: 0.326 (1, 6) X    | 0-0<br>G3                    |                                 | X 0-0<br>6-3                 |                                 | X 0-0<br>6-3                 |                                 | X 0-0<br>6-3                 | 0-3<br>K                        | 4 0 0 0 0 1 1                |                                 |                              |                                 |                              |                                 |                              |                                 |                                  |                                    |                                  |        |     |     |    |    |   |   |     |      |  |  |
| Joe Morgan, L<br>OBP: 0.428, SLG: 0.428 (1, 4) X       | 0-0<br>1-3                   |                                 | X 0-0<br>5-3                 |                                 | X 0-0<br>F9                  |                                 | X 0-0<br>G3                  | 0-0<br>G3                       | 4 0 0 0 0 0 1                |                                 |                              |                                 |                              |                                 |                              |                                 |                                  |                                    |                                  |        |     |     |    |    |   |   |     |      |  |  |
| Chuck Harrison, R<br>OBP: 0.305, SLG: 0.364 (1, 3)     |                              | X 0-0<br>5-3                    |                              | X 0-0<br>F4                     |                              | X 0-0<br>FC4-6<br>1B            |                              |                                 | 3 0 1 0 0 0 0                |                                 |                              |                                 |                              |                                 |                              |                                 |                                  |                                    |                                  |        |     |     |    |    |   |   |     |      |  |  |
| Lee Maye, L<br>OBP: 0.310, SLG: 0.426 (1, 7)           |                              | X 0-0<br>4-3                    |                              | X 0-0<br>1B                     |                              | X 0-0<br>FC4-6<br>1-2f          |                              |                                 | 3 0 1 0 0 0 1                |                                 |                              |                                 |                              |                                 |                              |                                 |                                  |                                    |                                  |        |     |     |    |    |   |   |     |      |  |  |
| Dave Nicholson, R<br>OBP: 0.361, SLG: 0.436 (1, 9)     |                              | X 0-0<br>G3                     |                              | 0-3<br>K                        |                              | 0-3<br>K                        |                              | 0-3<br>K                        | 3 0 0 0 0 2 1                |                                 |                              |                                 |                              |                                 |                              |                                 |                                  |                                    |                                  |        |     |     |    |    |   |   |     |      |  |  |
| John Bateman, R<br>OBP: 0.319, SLG: 0.491 (1, 2)       |                              |                                 | X 0-0<br>F9                  |                                 | X 0-0<br>F9                  |                                 | X 0-0<br>5-3                 |                                 | 3 0 0 0 0 0 1                |                                 |                              |                                 |                              |                                 |                              |                                 |                                  |                                    |                                  |        |     |     |    |    |   |   |     |      |  |  |
| Gene Freese, R<br>OBP: 0.271, SLG: 0.283 (1, 5)        |                              |                                 | X 0-0<br>F3                  |                                 | 0-3<br>K                     |                                 | X 0-0<br>F6                  |                                 | 3 0 0 0 0 1 0                |                                 |                              |                                 |                              |                                 |                              |                                 |                                  |                                    |                                  |        |     |     |    |    |   |   |     |      |  |  |
| Mike Cuellar, L<br>OBP: 0.128, SLG: 0.130 (1, 1)       |                              |                                 | X 0-0<br>5-3                 |                                 | 0-3<br>K                     |                                 | X 0-0<br>FC2-6<br>1B         |                                 | 3 0 1 0 0 1 0                |                                 |                              |                                 |                              |                                 |                              |                                 |                                  |                                    |                                  |        |     |     |    |    |   |   |     |      |  |  |
| <b>Inning Stats</b>                                    | R: 0<br>E: 0<br>K: 0<br>S: 3 | H: 0<br>LOB: 0<br>BB: 0<br>P: 3 | R: 0<br>E: 0<br>K: 0<br>S: 3 | H: 0<br>LOB: 0<br>BB: 0<br>P: 3 | R: 0<br>E: 0<br>K: 0<br>S: 3 | H: 0<br>LOB: 0<br>BB: 0<br>P: 3 | R: 0<br>E: 0<br>K: 1<br>S: 6 | H: 1<br>LOB: 1<br>BB: 0<br>P: 6 | R: 0<br>E: 0<br>K: 2<br>S: 7 | H: 0<br>LOB: 0<br>BB: 0<br>P: 7 | R: 0<br>E: 0<br>K: 0<br>S: 4 | H: 1<br>LOB: 1<br>BB: 0<br>P: 4 | R: 0<br>E: 0<br>K: 1<br>S: 5 | H: 0<br>LOB: 0<br>BB: 0<br>P: 5 | R: 0<br>E: 0<br>K: 1<br>S: 6 | H: 1<br>LOB: 1<br>BB: 0<br>P: 6 | 1B: 3<br>2B: 0<br>3B: 0<br>HR: 0 | SF: 0<br>SAC: 0<br>DP: 0<br>HBP: 0 | WP: 0<br>PB: 0<br>SB: 0<br>CS: 0 | PA: 30 |     |     |    |    |   |   |     |      |  |  |
| <b>PITCHER</b><br>Gaylord Perry, R (1, 1)<br>ERA: 2.68 | IP<br>9.0                    | WLS<br>W                        | BF<br>30                     | H<br>3                          | R<br>0                       | ER<br>0                         | SO<br>5                      | BB<br>0                         | IBB<br>0                     | HBP<br>0                        | BLK<br>0                     | WP<br>0                         | HR<br>0                      | S<br>40                         | P<br>40                      | ERA<br>0.00                     | WHIP<br>0.333                    |                                    |                                  |        |     |     |    |    |   |   |     |      |  |  |
|  |                              |                                 |                              |                                 |                              |                                 |                              |                                 |                              |                                 | <b>PITCHER</b>               | IP                              | WLS                          | BF                              | H                            | R                               | ER                               | SO                                 | BB                               | IBB    | HBP | BLK | WP | HR | S | P | ERA | WHIP |  |  |

Houston Astros @ San Francisco Giants  
Candlestick Park, San Francisco, CA  
Fri Aug 12 1966, 10:05 PM EDT  
Att. 16,934 - Unknown

|     |    |
|-----|----|
| AB  | 30 |
| R   | 0  |
| H   | 3  |
| RBI | 0  |
| BB  | 0  |
| SO  | 5  |
| LOB | 6  |



| Batter  | 1          | 2          | 3          | 4                    | 5          | 6                  | 7         | 8          | 9         | AB R H RBI BB SO LOB |
|---|------------|------------|------------|----------------------|------------|--------------------|-----------|------------|-----------|----------------------|
| <b>Tito Fuentes, S</b><br>OBP: 0.287, SLG: 0.346<br>(1, 6) X      | 0-0<br>F2  |            | 0-3<br>K   |                      |            | 0-0<br>SH1-4       |           | 0-0<br>E5  |           | 3 0 0 0 0 1 0        |
| <b>Willie McCovey, L</b><br>OBP: 0.394, SLG: 0.573<br>(1, 3) BBBB | 4-0<br>BB  |            |            | 0-0<br>FC4-6<br>1B   |            | 0-0<br>F3          |           | 0-3<br>K   |           | 3 0 1 0 1 1 2        |
| <b>Willie Mays, R</b><br>OBP: 0.367, SLG: 0.559<br>(1, 8) SSS     | 0-3<br>K   |            |            | 0-0<br>F3            |            | 0-0<br>L1          |           |            | 0-0<br>HR | 4 1 1 1 0 1 3        |
| <b>Jim Ray Hart, R</b><br>OBP: 0.348, SLG: 0.513<br>(1, 5) X      | 0-0<br>6-3 |            |            | 0-0<br>FC4-6<br>1-2f |            |                    | 0-0<br>F4 |            |           | 3 0 0 0 0 0 2        |
| <b>Cap Peterson, R</b><br>OBP: 0.321, SLG: 0.357<br>(1, 7) X      |            | 0-0<br>6-3 |            | 0-0<br>F7            |            |                    | 0-0<br>F9 |            |           | 3 0 0 0 0 0 1        |
| <b>Ozzie Virgil, R</b><br>OBP: 0.274, SLG: 0.371<br>(1, 2) X      |            | 0-0<br>4-3 |            |                      | 0-0<br>6-3 |                    | 0-0<br>1B |            |           | 3 0 1 0 0 0 0        |
| <b>Ollie Brown, R</b><br>OBP: 0.287, SLG: 0.290<br>(1, 9) X       |            | 0-0<br>F8  |            |                      | 0-0<br>5-3 |                    | 0-3<br>K  |            |           | 3 0 0 0 0 1 1        |
| <b>Hal Lanier, R</b><br>OBP: 0.257, SLG: 0.284<br>(1, 4) X        |            |            | 0-0<br>4-3 |                      | 0-0<br>F9  |                    |           | 0-0<br>F7  |           | 3 0 0 0 0 0 0        |
| <b>Gaylord Perry, R</b><br>OBP: 0.226, SLG: 0.230<br>(1, 1) SSS   |            |            | 0-3<br>K   |                      |            | 0-0<br>SH1-4<br>1B |           | 0-0<br>5-3 |           | 3 0 1 0 0 1 0        |

| Inning Stats | R: 0<br>E: 0<br>K: 1<br>S: 5 | H: 0<br>LOB: 1<br>BB: 1<br>P: 9 | R: 0<br>E: 0<br>K: 0<br>S: 3 | H: 0<br>LOB: 0<br>BB: 0<br>P: 3 | R: 0<br>E: 0<br>K: 2<br>S: 7 | H: 0<br>LOB: 0<br>BB: 0<br>P: 7 | R: 0<br>E: 0<br>K: 0<br>S: 4 | H: 1<br>LOB: 1<br>BB: 0<br>P: 4 | R: 0<br>E: 0<br>K: 0<br>S: 3 | H: 0<br>LOB: 0<br>BB: 0<br>P: 3 | R: 0<br>E: 0<br>K: 0<br>S: 4 | H: 1<br>LOB: 1<br>BB: 0<br>P: 4 | R: 0<br>E: 0<br>K: 1<br>S: 6 | H: 1<br>LOB: 1<br>BB: 0<br>P: 6 | R: 0<br>E: 1<br>K: 1<br>S: 6 | H: 0<br>LOB: 1<br>BB: 0<br>P: 6 | R: 1<br>E: 0<br>K: 0<br>S: 1 | H: 1<br>LOB: 0<br>BB: 0<br>P: 1 | 1B: 3<br>2B: 0<br>3B: 0<br>HR: 1 | SF: 0<br>SAC: 1<br>DP: 0<br>HBP: 0 | WP: 0<br>PB: 0<br>SB: 0<br>CS: 0 | PA: 30 |
|--------------|------------------------------|---------------------------------|------------------------------|---------------------------------|------------------------------|---------------------------------|------------------------------|---------------------------------|------------------------------|---------------------------------|------------------------------|---------------------------------|------------------------------|---------------------------------|------------------------------|---------------------------------|------------------------------|---------------------------------|----------------------------------|------------------------------------|----------------------------------|--------|
|--------------|------------------------------|---------------------------------|------------------------------|---------------------------------|------------------------------|---------------------------------|------------------------------|---------------------------------|------------------------------|---------------------------------|------------------------------|---------------------------------|------------------------------|---------------------------------|------------------------------|---------------------------------|------------------------------|---------------------------------|----------------------------------|------------------------------------|----------------------------------|--------|

| PITCHER                                       | IP  | WLS | BF | H | R | ER | SO | BB | IBB | HBP | BLK | WP | HR | S  | P  | ERA  | WHIP  |
|---|-----|-----|----|---|---|----|----|----|-----|-----|-----|----|----|----|----|------|-------|
| <b>Mike Cuellar, L</b><br>ERA: 2.36<br>(1, 1) | 8.0 | L   | 30 | 4 | 1 | 1  | 5  | 1  | 0   | 0   | 0   | 0  | 1  | 39 | 43 | 1.12 | 0.625 |


**BOTTOM**

**Houston Astros @ San Francisco Giants**  
Candlestick Park, San Francisco, CA

Fri Aug 12 1966, 10:05 PM EDT  
Att. 16,934 - Unknown

livebaseballscorecards.com

|            |           |
|------------|-----------|
| <b>AB</b>  | <b>28</b> |
| <b>R</b>   | <b>1</b>  |
| <b>H</b>   | <b>4</b>  |
| <b>RBI</b> | <b>1</b>  |
| <b>BB</b>  | <b>1</b>  |
| <b>SO</b>  | <b>5</b>  |
| <b>LOB</b> | <b>9</b>  |



| Batter   | 1   | 2   | 3   | 4   | 5   | 6  | 7   | 8   | 9   | AB R H RBI BB SO LOB                                       | TOP                                     |
|--|---|---|---|---|---|--|---|---|---|--|---|
| Ron Davis, R (1, 8)<br>OBP: 0.257, SLG: 0.382          | 0-0 F9  |   | 0-0 F6  |   | 0-3 K   |  | 0-0 HR  |   | 0-0 5-3   | 5 1 1 1 0 1 0  |   |
| Sonny Jackson, L (1, 6)<br>OBP: 0.322, SLG: 0.324      | 0-0 4-3   |   | 4-0 S E BB  |   | 0-0 1-3   |  | 0-0 4-3   |   |   | 3 0 0 0 1 0 0  |   |
| Rusty Staub, L (1, 9)<br>OBP: 0.361, SLG: 0.459        | 0-0 2B  |   | 0-0 E3  |   | 0-0 F8  |  |   | 0-0 F5  |   | 4 0 1 0 0 0 1  |   |
| Chuck Harrison, R (1, 3)<br>OBP: 0.304, SLG: 0.367     | 0-0 F7  |   | 0-0 F6  |   | 0-3 K   |  |   | 0-0 1B 2B   |   | 4 1 1 0 0 1 3  |   |
| Joe Morgan, L (1, 4)<br>OBP: 0.426, SLG: 0.423         |   | 0-0 F9  |   | 4-0 1B BB   |   | 0-0 4-3  |   | 0-0 G3  |   | 3 1 0 0 1 0 1  |   |
| Bob Lillis, R (8, 4)<br>OBP: 0.266, SLG: 0.282         |   |   |   |   |   |  |   |   |   | 0 0 0 0 0 0 0  |   |
| Lee Maye, L (1, 7)<br>OBP: 0.312, SLG: 0.425           |   | 0-0 F5  |   | 0-0 4-3   |   | 4-0 BB   |   | 0-0 FC5-4 1B  |   | 3 0 1 1 1 0 1  |   |
| John Bateman, R (1, 2)<br>OBP: 0.318, SLG: 0.491       |   | 0-0 2B  |   | 0-0 F8  |   | 0-3 K  |   | 0-0 FC5-4   |   | 4 0 1 0 0 1 3  |   |
| Bob Aspromonte, R (1, 5)<br>OBP: 0.297, SLG: 0.345     |   | 0-3 K   |   | 0-0 FC5-4 1B  |   |  | 0-0 5-3   |   | 0-0 F9  | 4 0 1 1 0 1 1  |   |
| Dave Giusti, R (1, 1)<br>OBP: 0.250, SLG: 0.309        |   |   | 0-0 6-3   |   | 0-0 FC5-4   |  | 0-0 6-3   |   | 0-0 F9  | 4 0 0 0 0 0 1  |   |
| <b>Inning Stats</b>                                    | R: 0 H: 1<br>E: 0 LOB: 1<br>K: 0 BB: 0<br>S: 4 P: 4   | R: 0 H: 1<br>E: 0 LOB: 1<br>K: 1 BB: 0<br>S: 6 P: 6 | R: 0 H: 0<br>E: 1 LOB: 2<br>K: 0 BB: 1<br>S: 4 P: 8 | R: 1 H: 1<br>E: 0 LOB: 1<br>K: 0 BB: 1<br>S: 4 P: 8 | R: 0 H: 0<br>E: 0 LOB: 0<br>K: 1 BB: 0<br>S: 5 P: 5 | R: 0 H: 0<br>E: 0 LOB: 1<br>K: 2 BB: 1<br>S: 7 P: 11 | R: 1 H: 1<br>E: 0 LOB: 0<br>K: 0 BB: 0<br>S: 4 P: 4 | R: 1 H: 2<br>E: 0 LOB: 1<br>K: 0 BB: 0<br>S: 5 P: 5 | R: 0 H: 0<br>E: 0 LOB: 0<br>K: 0 BB: 0<br>S: 3 P: 3 | 1B: 2 SF: 0<br>2B: 3 SAC: 0<br>3B: 0 DP: 0<br>HR: 1 HBP: 0 | WP: 0 PA: 37<br>PB: 0<br>SB: 1<br>CS: 0 |
| <b>PITCHER</b><br>Juan Marichal, R (1, 1)<br>ERA: 2.04 | IP WLS BF H R ER SO BB IBB HBP BLK WP HR S P ERA WHIP |   |   |   |   |  |   |   |   |  |   |
|  | 9.0 L 37 6 3 3 4 3 0 0 0 0 0 1 42 54 3.00 1.000       |   |   |   |   |  |   |   |   |  |   |

Houston Astros @ San Francisco Giants  
Candlestick Park, San Francisco, CA

Sat Aug 13 1966, 6:33 AM EDT  
Att. 19,599 - Unknown - 64 F

livebaseballscorecards.com

|     |    |
|-----|----|
| AB  | 34 |
| R   | 3  |
| H   | 6  |
| RBI | 3  |
| BB  | 3  |
| SO  | 4  |
| LOB | 11 |



| Batter  | 1       | 2               | 3       | 4       | 5       | 6       | 7       | 8       | 9       | AB | R | H | RBI | BB | SO | LOB |
|---|---------|-----------------|---------|---------|---------|---------|---------|---------|---------|----|---|---|-----|----|----|-----|
| Tito Fuentes, S (1, 6)<br>OBP: 0.284, SLG: 0.342    | 0-0 F3  |                 | 0-0 F7  |         |         | 0-0 5-3 |         |         | 0-0 5-3 | 4  | 0 | 0 | 0   | 0  | 0  | 0   |
| Ozzie Virgil, R (1, 2)<br>OBP: 0.263, SLG: 0.356    | 0-0 4-3 |                 |         | 0-0 F3  |         |         | 0-0 4-3 |         |         | 3  | 0 | 0 | 0   | 0  | 0  | 0   |
| Willie Mays, R (1, 8)<br>OBP: 0.365, SLG: 0.555     | 0-0 F9  |                 |         | 0-0 F8  |         |         | 0-0 6-3 |         |         | 3  | 0 | 0 | 0   | 0  | 0  | 0   |
| Willie McCovey, L (1, 3)<br>OBP: 0.391, SLG: 0.569  |         | 0-3 K           |         | 0-0 F6  |         |         | 0-0 F5  |         |         | 3  | 0 | 0 | 0   | 0  | 1  | 0   |
| Jim Ray Hart, R (1, 5)<br>OBP: 0.346, SLG: 0.510    |         | 0-0 F3          |         |         | 0-0 1-3 |         |         | 0-0 F8  |         | 3  | 0 | 0 | 0   | 0  | 0  | 0   |
| Cap Peterson, R (1, 7)<br>OBP: 0.322, SLG: 0.357    |         | 0-0 FC4-6<br>1B |         |         | 0-3 K   |         |         | 0-3 K   |         | 3  | 0 | 1 | 0   | 0  | 2  | 0   |
| Ollie Brown, R (1, 9)<br>OBP: 0.285, SLG: 0.288     |         | 0-0 FC4-6       |         |         | 0-3 K   |         |         | 0-0 4-3 |         | 2  | 0 | 0 | 0   | 0  | 1  | 1   |
| Bob Burda, L (8, PH)<br>OBP: 0.211, SLG: 0.222      |         |                 |         |         |         |         |         |         |         | 1  | 0 | 0 | 0   | 0  | 0  | 0   |
| Jesus Alou, R (9, 9)<br>OBP: 0.251, SLG: 0.269      |         |                 |         |         |         |         |         |         |         | 0  | 0 | 0 | 0   | 0  | 0  | 0   |
| Hal Lanier, R (1, 4)<br>OBP: 0.256, SLG: 0.282      |         |                 | 0-0 4-3 |         |         | 0-0 6-3 |         |         | 0-0 F5  | 2  | 0 | 0 | 0   | 0  | 0  | 0   |
| Tom Haller, L (9, PH)<br>OBP: 0.309, SLG: 0.481     |         |                 |         | 0-0 4-3 |         |         |         |         |         | 1  | 0 | 0 | 0   | 0  | 0  | 0   |
| Juan Marichal, R (1, 1)<br>OBP: 0.247, SLG: 0.296   |         |                 | 0-0 F9  |         |         | 0-0 F9  |         |         | 0-0 F8  | 2  | 0 | 0 | 0   | 0  | 0  | 0   |
| Len Gabrielson, L (9, PH)<br>OBP: 0.283, SLG: 0.304 |         |                 |         |         |         |         |         |         |         | 1  | 0 | 0 | 0   | 0  | 0  | 0   |

| Inning Stats | R: 0 | H: 0 | E: 0 | K: 0 | S: 3 | R: 0 | H: 1 | E: 0 | K: 1 | S: 6 | R: 0 | H: 0 | E: 0 | K: 0 | S: 3 | R: 0 | H: 0 | E: 0 | K: 2 | S: 7 | R: 0 | H: 0 | E: 0 | K: 0 | S: 3 | R: 0 | H: 0 | E: 0 | K: 1 | S: 5 | R: 0 | H: 0 | E: 0 | K: 0 | S: 3 | R: 0 | H: 0 | E: 0 | K: 0 | S: 3 | 1B: 1 | 2B: 0 | 3B: 0 | HR: 0 | SF: 0 | SAC: 0 | DP: 0 | HBP: 0 | WP: 0 | PB: 0 | SB: 0 | CS: 0 | PA: 28 |
|--------------|------|------|------|------|------|------|------|------|------|------|------|------|------|------|------|------|------|------|------|------|------|------|------|------|------|------|------|------|------|------|------|------|------|------|------|------|------|------|------|------|-------|-------|-------|-------|-------|--------|-------|--------|-------|-------|-------|-------|--------|
|--------------|------|------|------|------|------|------|------|------|------|------|------|------|------|------|------|------|------|------|------|------|------|------|------|------|------|------|------|------|------|------|------|------|------|------|------|------|------|------|------|------|-------|-------|-------|-------|-------|--------|-------|--------|-------|-------|-------|-------|--------|


| PITCHER                            | IP  | WLS | BF | H | R | ER | SO | BB | IBB | HBP | BLK | WP | HR | S  | P  | ERA  | WHIP  |
|------------------------------------|-----|-----|----|---|---|----|----|----|-----|-----|-----|----|----|----|----|------|-------|
| Dave Giusti, R (1, 1)<br>ERA: 3.59 | 9.0 | W   | 28 | 1 | 0 | 0  | 4  | 0  | 0   | 0   | 0   | 0  | 0  | 36 | 36 | 0.00 | 0.111 |

**BOTTOM**

**Houston Astros @ San Francisco Giants**  
Candlestick Park, San Francisco, CA

Sat Aug 13 1966, 6:33 AM EDT  
Att: 19,599 - Unknown - 64 F

|            |           |
|------------|-----------|
| <b>AB</b>  | <b>28</b> |
| <b>R</b>   | <b>0</b>  |
| <b>H</b>   | <b>1</b>  |
| <b>RBI</b> | <b>0</b>  |
| <b>BB</b>  | <b>0</b>  |
| <b>SO</b>  | <b>4</b>  |
| <b>LOB</b> | <b>1</b>  |



livebaseballscorecards.com

| Batter  | 1  | 2                               | 3                            | 4                                | 5                            | 6                               | 7                            | 8                               | 9                            | AB R H RBI BB SO LOB            | TOP                          |                                 |  |                                 |                              |                                 |                              |                                 |                                  |                                    |                                  |        |
|---|--|---------------------------------|------------------------------|----------------------------------|------------------------------|---------------------------------|------------------------------|---------------------------------|------------------------------|---------------------------------|------------------------------|---------------------------------|--|---------------------------------|------------------------------|---------------------------------|------------------------------|---------------------------------|----------------------------------|------------------------------------|----------------------------------|--------|
| Ron Davis, R (1, 8)<br>OBP: 0.250, SLG: 0.385       | 0-3<br>K   |                                 | 0-0<br>5-3                   |                                  | 0-0<br>2B                    |                                 | 0-0<br>F8                    |                                 | 0-0<br>1-3                   | 5 0 1 0 0 1 1                   |                              |                                 |  |                                 |                              |                                 |                              |                                 |                                  |                                    |                                  |        |
| Sonny Jackson, L (1, 6)<br>OBP: 0.324, SLG: 0.324   | 0-0<br>1B  |                                 | 0-0<br>6-3                   |                                  | 0-3<br>K                     |                                 |                              | 4-0<br>BB                       |                              | 3 0 1 0 1 1 1                   |                              |                                 |  |                                 |                              |                                 |                              |                                 |                                  |                                    |                                  |        |
| Rusty Staub, L (1, 9)<br>OBP: 0.361, SLG: 0.455     | 0-0<br>F7  |                                 | 4-0<br>BB                    |                                  | 0-0<br>L3                    |                                 |                              | 0-0<br>F5                       |                              | 3 0 0 0 1 0 3                   |                              |                                 |  |                                 |                              |                                 |                              |                                 |                                  |                                    |                                  |        |
| Chuck Harrison, R (1, 3)<br>OBP: 0.300, SLG: 0.361  | 0-0<br>F5  |                                 | 0-0<br>F7                    |                                  |                              |                                 |                              | 0-0<br>F8                       |                              | 4 0 0 0 0 0 3                   |                              |                                 |  |                                 |                              |                                 |                              |                                 |                                  |                                    |                                  |        |
| Joe Morgan, L (1, 4)<br>OBP: 0.427, SLG: 0.422      |  | 4-0<br>FC5-4<br>BB              |                              | 0-0<br>FC6-4<br>1B               |                              |                                 |                              | 0-0<br>F8                       |                              | 3 0 1 0 1 0 1                   |                              |                                 |  |                                 |                              |                                 |                              |                                 |                                  |                                    |                                  |        |
| Lee Maye, L (1, 7)<br>OBP: 0.308, SLG: 0.419        |  | 0-0<br>FC5-4<br>FC5 S<br>1-2f   |                              | 0-0<br>F6                        |                              |                                 |                              | 0-0<br>F9                       |                              | 4 0 0 0 0 0 2                   |                              |                                 |  |                                 |                              |                                 |                              |                                 |                                  |                                    |                                  |        |
| Bill Heath, L (1, 2)<br>OBP: 0.318, SLG: 0.317      |  | 0-0<br>F2<br>1-2                |                              | 0-0<br>FC6-4<br>FC6-4<br>1-2f    |                              |                                 |                              | 0-0<br>FC5-4<br>1B              |                              | 3 1 1 0 1 0 2                   |                              |                                 |  |                                 |                              |                                 |                              |                                 |                                  |                                    |                                  |        |
| Bob Aspromonte, R (1, 5)<br>OBP: 0.299, SLG: 0.352  |  | 4-0<br>IBB                      |                              | 0-0<br>FC6-4<br>1-2f             |                              |                                 |                              | 0-0<br>F8                       |                              | 3 1 1 2 1 0 2                   |                              |                                 |  |                                 |                              |                                 |                              |                                 |                                  |                                    |                                  |        |
| Barry Latman, R (1, 1)<br>OBP: 0.214, SLG: 0.154    |  | 0-0<br>FC5<br>2-3f              |                              |                                  |                              |                                 |                              | 0-0<br>FC5-4<br>1-2f            |                              | 2 0 0 0 0 1 2                   |                              |                                 |  |                                 |                              |                                 |                              |                                 |                                  |                                    |                                  |        |
| Felix Mantilla, R (7, PH)<br>OBP: 0.254, SLG: 0.328 |  |                                 |                              |                                  | 0-3<br>K                     |                                 |                              |                                 | 0-0<br>F5                    | 1 0 0 0 0 0 1                   |                              |                                 |  |                                 |                              |                                 |                              |                                 |                                  |                                    |                                  |        |
| Jim Owens, R (7, 1)                                 |  |                                 |                              |                                  |                              |                                 |                              |                                 |                              | 0 0 0 0 0 0 0                   |                              |                                 |  |                                 |                              |                                 |                              |                                 |                                  |                                    |                                  |        |
| John Bateman, R (9, PH)<br>OBP: 0.318, SLG: 0.489   |  |                                 |                              |                                  |                              |                                 |                              |                                 |                              | 1 0 0 0 0 0 0                   |                              |                                 |  |                                 |                              |                                 |                              |                                 |                                  |                                    |                                  |        |
| <b>Inning Stats</b>                                 | R: 0<br>E: 0<br>K: 1<br>S: 6   | H: 1<br>LOB: 1<br>BB: 0<br>P: 6 | R: 0<br>E: 0<br>K: 0<br>S: 3 | H: 0<br>LOB: 2<br>BB: 2<br>P: 11 | R: 0<br>E: 0<br>K: 0<br>S: 3 | H: 0<br>LOB: 1<br>BB: 1<br>P: 7 | R: 0<br>E: 0<br>K: 0<br>S: 4 | H: 1<br>LOB: 1<br>BB: 0<br>P: 4 | R: 0<br>E: 0<br>K: 2<br>S: 8 | H: 1<br>LOB: 1<br>BB: 0<br>P: 8 | R: 0<br>E: 0<br>K: 0<br>S: 3 | H: 0<br>LOB: 0<br>BB: 0<br>P: 3 | R: 0<br>E: 1<br>K: 0<br>S: 4   | H: 1<br>LOB: 1<br>BB: 0<br>P: 4 | R: 0<br>E: 0<br>K: 0<br>S: 3 | H: 0<br>LOB: 1<br>BB: 1<br>P: 7 | R: 2<br>E: 0<br>K: 0<br>S: 4 | H: 1<br>LOB: 0<br>BB: 1<br>P: 8 | 1B: 3<br>2B: 1<br>3B: 0<br>HR: 1 | SF: 0<br>SAC: 0<br>DP: 0<br>HBP: 0 | WP: 0<br>PB: 0<br>SB: 1<br>CS: 0 | PA: 37 |
| <b>PITCHER</b><br>Bobby Bolin, R (1, 1)<br>ERA: 3.1 | IP: 9.0<br>WLS: W<br>BF: 37<br>H: 5<br>R: 2<br>ER: 2<br>SO: 3<br>BB: 4<br>IBB: 1<br>HBP: 0<br>BLK: 0<br>WP: 0<br>HR: 1<br>S: 38<br>P: 58<br>ERA: 2.00<br>WHIP: 1.000 |                                 |                              |                                  |                              |                                 |                              |                                 |                              |                                 |                              | <b>PITCHER</b>                  | IP: 9.0<br>WLS: W<br>BF: 37<br>H: 5<br>R: 2<br>ER: 2<br>SO: 3<br>BB: 4<br>IBB: 1<br>HBP: 0<br>BLK: 0<br>WP: 0<br>HR: 1<br>S: 38<br>P: 58<br>ERA: 2.00<br>WHIP: 1.000 |                                 |                              |                                 |                              |                                 |                                  |                                    |                                  |        |

Houston Astros @ San Francisco Giants  
 Candlestick Park, San Francisco, CA  
 Sun Aug 14 1966, 6:33 AM EDT  
 Unknown - 60 F

livebaseballscorecards.com

|     |    |
|-----|----|
| AB  | 32 |
| R   | 2  |
| H   | 5  |
| RBI | 2  |
| BB  | 5  |
| SO  | 3  |
| LOB | 18 |



| Batter   | 1                  | 2          | 3          | 4          | 5          | 6                | 7                  | 8                          | 9        | AB | R | H | RBI | BB | SO | LOB |
|--|--------------------|------------|------------|------------|------------|------------------|--------------------|----------------------------|----------|----|---|---|-----|----|----|-----|
| Tito Fuentes, S<br>OBP: 0.284, SLG: 0.344 (1, 6)             | 0-0<br>2B          |            | 0-3<br>K   |            |            | 0-0<br>5-3       | 0-0<br>1-3         |                            |          | 4  | 0 | 1 | 0   | 0  | 1  | 1   |
| Tom Haller, L<br>OBP: 0.311, SLG: 0.488 (1, 2)               | 0-0<br>F5          |            | 0-3<br>K   |            |            | 4-0<br>HR<br>BB  |                    | 0-0<br>HR                  |          | 3  | 2 | 1 | 1   | 1  | 1  | 1   |
| Willie Mays, R<br>OBP: 0.364, SLG: 0.560 (1, 8)              | 0-0<br>F7          |            |            | 0-0<br>5-3 |            | 0-0<br>HR<br>1-H |                    | 0-0<br>F2                  |          | 4  | 1 | 1 | 2   | 0  | 0  | 1   |
| Willie McCovey, L<br>OBP: 0.392, SLG: 0.567 (1, 3)           | 4-0<br>FC4<br>BB   |            |            | 0-0<br>G3  |            | 0-3<br>K         |                    | 0-0<br>FC5-4<br>1B         |          | 3  | 0 | 1 | 0   | 1  | 1  | 0   |
| Jim Ray Hart, R<br>OBP: 0.343, SLG: 0.505 (1, 5)             | 0-0<br>FC4<br>1-2f |            |            | 0-0<br>F4  |            | 0-0<br>6-3       |                    | 0-0<br>FC5-4               |          | 4  | 0 | 0 | 0   | 0  | 0  | 3   |
| Cap Peterson, R<br>OBP: 0.322, SLG: 0.356 (1, 7)             |                    | 0-0<br>F7  |            |            | 0-0<br>4-3 |                  | 0-0<br>FC4-6<br>1B |                            | 0-3<br>K | 3  | 0 | 1 | 0   | 0  | 0  | 0   |
| Ollie Brown, R<br>OBP: 0.284, SLG: 0.287 (7, PR)<br>(8, 9)   |                    |            |            |            |            |                  |                    |                            |          | 1  | 0 | 0 | 0   | 0  | 1  | 1   |
| Jim Davenport, R<br>OBP: 0.303, SLG: 0.384 (1, 4)            |                    | 0-0<br>F6  |            |            | 0-0<br>6-3 |                  |                    | 0-0<br>F9                  |          | 3  | 0 | 0 | 0   | 0  | 0  | 1   |
| Hal Lanier, R<br>OBP: 0.256, SLG: 0.282 (8, 4)               |                    |            |            |            |            |                  |                    |                            |          | 0  | 0 | 0 | 0   | 0  | 0  | 0   |
| Len Gabrielson, L<br>OBP: 0.284, SLG: 0.305 (1, 9)<br>(8, 7) |                    | 0-0<br>4-3 |            |            |            | 0-0<br>1B        |                    | 0-0<br>FC4-6<br>HR<br>1-2f |          | 3  | 1 | 1 | 0   | 0  | 0  | 1   |
| Bobby Bolin, R<br>OBP: 0.250, SLG: 0.260 (1, 1)              |                    |            | 0-0<br>6-3 |            | 0-3<br>K   |                  | 0-0<br>HR<br>1-H   |                            |          | 3  | 1 | 1 | 2   | 0  | 1  | 1   |

| Inning Stats | R: 0 | H: 1 | E: 0 | LOB: 2 | K: 0 | BB: 1 | S: 4 | P: 8 | R: 0 | H: 0 | E: 0 | LOB: 0 | K: 0 | BB: 0 | S: 3 | P: 3 | R: 0 | H: 0 | E: 0 | LOB: 0 | K: 2 | BB: 0 | S: 7 | P: 7 | R: 0 | H: 1 | E: 0 | LOB: 1 | K: 1 | BB: 0 | S: 6 | P: 6 | R: 2 | H: 1 | E: 0 | LOB: 0 | K: 1 | BB: 1 | S: 6 | P: 10 | R: 2 | H: 2 | E: 0 | LOB: 1 | K: 0 | BB: 0 | S: 5 | P: 5 | R: 1 | H: 2 | E: 0 | LOB: 1 | K: 1 | BB: 0 | S: 7 | P: 7 | 1B: 3 | SF: 0 | 2B: 1 | SAC: 0 | 3B: 0 | DP: 0 | HR: 3 | HBP: 0 |
|--------------|------|------|------|--------|------|-------|------|------|------|------|------|--------|------|-------|------|------|------|------|------|--------|------|-------|------|------|------|------|------|--------|------|-------|------|------|------|------|------|--------|------|-------|------|-------|------|------|------|--------|------|-------|------|------|------|------|------|--------|------|-------|------|------|-------|-------|-------|--------|-------|-------|-------|--------|
|--------------|------|------|------|--------|------|-------|------|------|------|------|------|--------|------|-------|------|------|------|------|------|--------|------|-------|------|------|------|------|------|--------|------|-------|------|------|------|------|------|--------|------|-------|------|-------|------|------|------|--------|------|-------|------|------|------|------|------|--------|------|-------|------|------|-------|-------|-------|--------|-------|-------|-------|--------|

| PITCHER                             | IP  | WLS | BF | H | R | ER | SO | BB | IBB | HBP | BLK | WP | HR | S  | P  | ERA   | WHIP  |
|-------------------------------------|-----|-----|----|---|---|----|----|----|-----|-----|-----|----|----|----|----|-------|-------|
| Barry Latman, R<br>ERA: 2.86 (1, 1) | 6.0 | L   | 23 | 3 | 2 | 2  | 4  | 2  | 0   | 0   | 0   | 0  | 1  | 29 | 37 | 3.00  | 0.833 |
| Jim Owens, R<br>ERA: 4.68 (7, 1)    | 2.0 |     | 10 | 4 | 3 | 3  | 1  | 0  | 0   | 0   | 0   | 0  | 2  | 12 | 12 | 13.50 | 2.000 |

**BOTTOM**

**Houston Astros @ San Francisco Giants**  
Candlestick Park, San Francisco, CA

Sun Aug 14 1966, 6:33 AM EDT  
Unknown - 60 F

|     |    |
|-----|----|
| AB  | 31 |
| R   | 5  |
| H   | 7  |
| RBI | 5  |
| BB  | 2  |
| SO  | 5  |
| LOB | 10 |

livebaseballscorecards.com

**GIANTS**

|       |        |
|-------|--------|
| WP: 0 | PA: 33 |
| PB: 0 |        |
| SB: 0 |        |
| CS: 0 |        |

| Batter  | 1   | 2   | 3   | 4   | 5   | 6   | 7   | 8   | 9   | AB R H RBI BB SO LOB  | TOP   |                |   |    |    |      |       |  |  |  |  |  |  |  |  |  |  |  |
|---|---|---|---|---|---|---|---|---|---|---|---|----------------|---|----|----|------|-------|--|--|--|--|--|--|--|--|--|--|--|
| Ron Davis, R (1, 8)<br>OBP: 0.267, SLG: 0.386       | 0-0<br>FC5-4<br>1B                                    |   | 0-0<br>F9   |   | 0-0<br>F8   |   | 0-0<br>S<br>1B                                      |   | 0-3<br>K  | 5 0 2 1 0 1 1   |   |                |   |    |    |      |       |  |  |  |  |  |  |  |  |  |  |  |
| Sonny Jackson, L (1, 6)<br>OBP: 0.320, SLG: 0.320   | 0-0<br>FC5-4<br>PB<br>1-2f<br>4-3                     |   | 0-0<br>5-3  |   | 0-0<br>5-3  |   | 0-0<br>2-H<br>1-2<br>F7                             |   | 0-0<br>4-3  | 5 0 0 0 0 0 3   |   |                |   |    |    |      |       |  |  |  |  |  |  |  |  |  |  |  |
| Chuck Harrison, R (1, 3)<br>OBP: 0.303, SLG: 0.367  | 0-0<br>4-3<br>1-2                                     |   | 0-0<br>3B<br>1B                                     |   | 0-0<br>2B   |   | 0-0<br>F8   |   |   | 4 1 2 0 0 0 1   |   |                |   |    |    |      |       |  |  |  |  |  |  |  |  |  |  |  |
| Dave Nicholson, R (1, 9)<br>OBP: 0.367, SLG: 0.448  | 0-0<br>F4<br>2-3                                      |   | 0-0<br>1-H<br>3B                                    |   | 4-0<br>BB<br>BB<br>BB<br>G6-4-3                     |   | 0-0<br>1B   |   |   | 3 0 2 1 1 0 1   |   |                |   |    |    |      |       |  |  |  |  |  |  |  |  |  |  |  |
| Bob Aspromonte, R (1, 5)<br>OBP: 0.296, SLG: 0.349  |   | 0-3<br>K  | 0-0<br>F9   |   | 0-0<br>F9   |   | 0-3<br>K  |   |   | 4 0 0 0 0 2 4   |   |                |   |    |    |      |       |  |  |  |  |  |  |  |  |  |  |  |
| John Bateman, R (1, 2)<br>OBP: 0.317, SLG: 0.485    |   | 1-0<br>1B<br>HBP                                    |   | 0-0<br>6-3  |   | 0-0<br>G6-4-3<br>1-2f                               |   | 0-0<br>F9   |   | 3 0 0 0 0 0 3   |   |                |   |    |    |      |       |  |  |  |  |  |  |  |  |  |  |  |
| Ron Brand, R (1, 7)<br>OBP: 0.296, SLG: 0.265       |   | 0-0<br>F3   |   | 0-3<br>K  |   | 0-0<br>5-3  |   | 0-0<br>2B<br>4-3<br>1B                              |   | 3 0 0 0 0 0 1 1<br>1 1 1 0 0 0 0  | AB 36<br>R 3<br>H 10<br>RBI 3<br>BB 1<br>SO 5<br>LOB 17 |                |   |    |    |      |       |  |  |  |  |  |  |  |  |  |  |  |
| Lee Maye, L (9, PH)<br>OBP: 0.310, SLG: 0.421       |   | 0-0<br>F3   |   | 0-3<br>K  |   | 0-0<br>5-3  |   | 0-0<br>2B<br>4-3<br>1B                              |   | 3 0 1 0 0 0 0<br>1 0 1 0 0 0 0  |   |                |   |    |    |      |       |  |  |  |  |  |  |  |  |  |  |  |
| Bob Lillis, R (1, 4)<br>OBP: 0.288, SLG: 0.284      |   | 0-0<br>FC6-4<br>1B                                  |   | 0-0<br>5-3  |   | 0-0<br>F8   |   | 0-0<br>2B   |   | 3 0 1 0 0 0 0<br>1 0 1 0 0 0 0  |   |                |   |    |    |      |       |  |  |  |  |  |  |  |  |  |  |  |
| Joe Morgan, L (9, PH)<br>OBP: 0.429, SLG: 0.428     |   | 0-0<br>FC6-4<br>1B                                  |   | 0-0<br>5-3  |   | 0-3<br>K  |   | 0-0<br>4-3  |   | 2 0 0 0 0 0 1 2<br>1 1 1 0 0 0 0<br>0 0 0 0 0 0 0<br>0 0 0 0 0 0 0<br>1 0 0 1 0 0 1 |   |                |   |    |    |      |       |  |  |  |  |  |  |  |  |  |  |  |
| Bob Bruce, R (1, 1)<br>OBP: 0.107, SLG: 0.074       |   | 0-0<br>FC6-4  |   | 0-3<br>K  |   | 0-0<br>1B<br>2B                                     |   | 0-0<br>4-3  |   |   |   |                |   |    |    |      |       |  |  |  |  |  |  |  |  |  |  |  |
| Felix Mantilla, R (7, PH)<br>OBP: 0.259, SLG: 0.341 |   | 0-0<br>FC6-4  |   | 0-3<br>K  |   | 0-0<br>1B<br>2B                                     |   | 0-0<br>4-3  |   |   |   |                |   |    |    |      |       |  |  |  |  |  |  |  |  |  |  |  |
| Claude Raymond, R (7, 1)<br>OBP: 0.111, SLG: 0.111  |   | 0-0<br>FC6-4  |   | 0-3<br>K  |   | 0-0<br>1B<br>2B                                     |   | 0-0<br>4-3  |   |   |   |                |   |    |    |      |       |  |  |  |  |  |  |  |  |  |  |  |
| Carroll Sembera, R (7, 1)<br>OBP: 0.111, SLG: 0.111 |   | 0-0<br>FC6-4  |   | 0-3<br>K  |   | 0-0<br>1B<br>2B                                     |   | 0-0<br>4-3  |   |   |   |                |   |    |    |      |       |  |  |  |  |  |  |  |  |  |  |  |
| Rusty Staub, L (9, PH)<br>OBP: 0.360, SLG: 0.454    |   | 0-0<br>FC6-4  |   | 0-3<br>K  |   | 0-0<br>1B<br>2B                                     |   | 0-0<br>4-3  |   |   |   |                |   |    |    |      |       |  |  |  |  |  |  |  |  |  |  |  |
| <b>Inning Stats</b>                                 | R: 0 H: 1<br>E: 0 LOB: 1<br>K: 0 BB: 0<br>S: 4 P: 4   | R: 0 H: 1<br>E: 0 LOB: 2<br>K: 1 BB: 0<br>S: 6 P: 7 | R: 1 H: 2<br>E: 0 LOB: 1<br>K: 0 BB: 0<br>S: 5 P: 5 | R: 0 H: 0<br>E: 0 LOB: 0<br>K: 1 BB: 0<br>S: 5 P: 5 | R: 0 H: 0<br>E: 0 LOB: 0<br>K: 1 BB: 0<br>S: 5 P: 5 | R: 0 H: 1<br>E: 0 LOB: 1<br>K: 0 BB: 1<br>S: 3 P: 7 | R: 1 H: 2<br>E: 0 LOB: 1<br>K: 0 BB: 0<br>S: 5 P: 5 | R: 0 H: 1<br>E: 0 LOB: 1<br>K: 1 BB: 0<br>S: 6 P: 6 | R: 1 H: 2<br>E: 0 LOB: 1<br>K: 1 BB: 0<br>S: 7 P: 7 | 1B: 6 SF: 0<br>2B: 3 SAC: 0<br>3B: 1 DP: 1<br>HR: 0 HBP: 1                          | WP: 0 PA: 38<br>PB: 1<br>SB: 1<br>CS: 0                 |                |   |    |    |      |       |  |  |  |  |  |  |  |  |  |  |  |
| <b>PITCHER</b>                                      | IP WLS BF H R ER SO BB IBB HBP BLK WP HR S P ERA WHIP |   |   |   |   |   |   |   |   |   |   | <b>PITCHER</b> | IP WLS BF H R ER SO BB IBB HBP BLK WP HR S P ERA WHIP |    |    |      |       |  |  |  |  |  |  |  |  |  |  |  |
| Joe Gibbon, L (1, 1)<br>ERA: 3.99                   | 6.2   | 27  | 6   | 2   | 2   | 3   | 1   | 0   | 1   | 0   | 0   | 0              | 0   | 31 | 36 | 2.70 | 1.050 |  |  |  |  |  |  |  |  |  |  |  |
| Lindy McDaniel, R (7, 1)<br>ERA: 3.33               | 0.1   | W   | 2   | 1   | 0   | 0   | 0   | 0   | 0   | 0   | 0   | 0              | 0   | 2  | 2  | 0.00 | 3.000 |  |  |  |  |  |  |  |  |  |  |  |
| Frank Linzy, R (8, 1)<br>ERA: 2.89                  | 2.0   | S   | 9   | 3   | 1   | 1   | 2   | 0   | 0   | 0   | 0   | 0              | 0   | 13 | 13 | 4.50 | 1.500 |  |  |  |  |  |  |  |  |  |  |  |

Houston Astros @ San Francisco Giants  
Candlestick Park, San Francisco, CA

Sun Aug 14 1966, 6:38 AM EDT  
Att. 35,144 - Unknown - 67 F

livebaseballscores.com





| Batter  | 1          | 2                         | 3                                       | 4         | 5          | 6         | 7                      | 8                  | 9            | AB | R | H | RBI | BB | SO | LOB |
|---|------------|---------------------------|---|-----------|------------|-----------|------------------------|--------------------|--------------|----|---|---|-----|----|----|-----|
| Tito Fuentes, S<br>OBP: 0.286, SLG: 0.346 (1, 6)  | 0-0<br>5-3 |                           | 0-0<br>BB<br>1-2<br>2-H<br>1B           |           | 0-0<br>F6  |           | 0-0<br>2B<br>1B        |                    |              | 4  | 1 | 2 | 1   | 0  | 0  | 0   |
| Len Gabrielson, L<br>OBP: 0.283, SLG: 0.309 (1, 9)<br>(8, 7)  | 0-3<br>K   |                           | 0-0<br>F4                               |           | 0-0<br>6-3 |           | 0-0<br>2B              |                    |              | 4  | 0 | 1 | 3   | 0  | 1  | 2   |
| Jim Ray Hart, R<br>OBP: 0.345, SLG: 0.502 (1, 5)  | 0-0<br>F4  |                           | 4-0<br>BB<br>1-2<br>2-3<br>BB           |           | 0-0<br>5-3 |           | 4-0<br>BB              |                    |              | 2  | 0 | 0 | 0   | 2  | 0  | 0   |
| Willie McCovey, L<br>OBP: 0.391, SLG: 0.562 (1, 3)  |            | 4-0<br>BB<br>G1-4-3<br>BB | 0-0<br>1-3                              |           | 0-0<br>4-1 |           | 0-0<br>4-3             |                    |              | 3  | 0 | 0 | 0   | 1  | 0  | 5   |
| Cap Peterson, R<br>OBP: 0.316, SLG: 0.350 (1, 7)<br>Willie Mays, R<br>OBP: 0.365, SLG: 0.560 (8, 8)   |            | 0-0<br>G1-4-3<br>1-2f     |   | 0-0<br>F8 |            | 0-0<br>F8 |                        | 4-0<br>SH3-4<br>BB |              | 3  | 0 | 0 | 0   | 0  | 0  | 1   |
| Ozzie Virgil, R<br>OBP: 0.253, SLG: 0.342 (1, 2)<br>Frank Linzy, R<br>OBP: 0.188, SLG: 0.313 (8, 1)   |            | 0-3<br>K                  |   | 0-3<br>K  |            |           | 0-3<br>K               |                    | 0-0<br>SH3-4 | 3  | 0 | 0 | 0   | 0  | 3  | 0   |
| Ollie Brown, R<br>OBP: 0.290, SLG: 0.301 (1, 8)<br>(8, 9)   |            |                           | 0-0<br>FC2-5<br>1B<br>1B                |           | 0-0<br>HR  |           | 0-3<br>K               |                    | 4-0<br>BB    | 3  | 1 | 2 | 1   | 1  | 1  | 0   |
| Hal Lanier, R<br>OBP: 0.259, SLG: 0.288 (1, 4)  |            |                           | 0-0<br>FC2-5<br>1B<br>1B                |           | 0-0<br>6-3 |           | 0-0<br>1B<br>2B<br>2B  |                    | 0-3<br>K     | 4  | 2 | 2 | 0   | 0  | 1  | 2   |
| Joe Gibbon, R<br>OBP: 0.154, SLG: 0.083 (1, 1)<br>Lindy McDaniel, R<br>OBP: 0.077, SLG: 0.077 (7, 1)<br>Tom Haller, L<br>OBP: 0.312, SLG: 0.486 (7, PH)<br>(8, 2) |            |                           | 0-0<br>FC2-5<br>BB<br>1B<br>1-2<br>2-3f |           | 0-0<br>5-3 |           | 4-0<br>1B<br>2B<br>IBB |                    | 0-0<br>3-1   | 2  | 0 | 0 | 0   | 0  | 0  | 2   |

| Inning Stats | R: 0 | H: 0 | E: 0 | K: 1 | S: 5 | R: 0 | H: 0 | E: 0 | K: 1 | S: 4 | R: 1 | H: 3 | E: 0 | K: 0 | S: 6 | R: 1 | H: 1 | E: 0 | K: 1 | S: 6 | R: 0 | H: 0 | E: 0 | K: 0 | S: 3 | R: 3 | H: 3 | E: 0 | K: 2 | S: 10 | R: 0 | H: 0 | E: 0 | K: 1 | S: 5 | 1B: 4 | 2B: 2 | 3B: 0 | HR: 1 | SF: 0 | SAC: 1 | DP: 1 | HBP: 0 | WP: 0 | PA: 36 |
|--------------|------|------|------|------|------|------|------|------|------|------|------|------|------|------|------|------|------|------|------|------|------|------|------|------|------|------|------|------|------|-------|------|------|------|------|------|-------|-------|-------|-------|-------|--------|-------|--------|-------|--------|
|--------------|------|------|------|------|------|------|------|------|------|------|------|------|------|------|------|------|------|------|------|------|------|------|------|------|------|------|------|------|------|-------|------|------|------|------|------|-------|-------|-------|-------|-------|--------|-------|--------|-------|--------|

| PITCHER                               | IP  | WLS | BF | H | R | ER | SO | BB | IBB | HBP | BLK | WP | HR | S  | P  | ERA   | WHIP  |
|---------------------------------------|-----|-----|----|---|---|----|----|----|-----|-----|-----|----|----|----|----|-------|-------|
| Bob Bruce, R<br>ERA: 5.96 (1, 1)      | 6.0 |     | 23 | 4 | 2 | 2  | 3  | 2  | 0   | 0   | 0   | 0  | 1  | 27 | 35 | 3.00  | 1.000 |
| Claude Raymond, R<br>ERA: 3.16 (7, 1) | 0.2 | L   | 7  | 3 | 3 | 3  | 2  | 1  | 1   | 0   | 0   | 0  | 0  | 9  | 17 | 40.50 | 6.000 |
| Carroll Sembera, R<br>ERA: 3.0 (7, 1) | 1.1 |     | 6  | 0 | 0 | 0  | 1  | 2  | 0   | 0   | 0   | 0  | 0  | 6  | 14 | 0.00  | 1.500 |

BOTTOM

Houston Astros @ San Francisco Giants  
Candlestick Park, San Francisco, CA

Sun Aug 14 1966, 6:38 AM EDT  
Att: 35,144 - Unknown - 67 F

livebaseballscorecards.com

|     |    |
|-----|----|
| AB  | 29 |
| R   | 5  |
| H   | 7  |
| RBI | 5  |
| BB  | 6  |
| SO  | 6  |
| LOB | 14 |



| Batter  | 1                            | 2                               | 3                            | 4                               | 5                              | 6                               | 7                            | 8                               | 9                            | AB R H RBI BB SO LOB            | TOP   |                                 |                              |                                 |                              |                                 |                              |                                 |                                  |                                    |                                  |        |                |           |          |          |        |        |         |         |         |          |          |          |         |         |         |         |             |               |
|---|------------------------------|---------------------------------|------------------------------|---------------------------------|--------------------------------|---------------------------------|------------------------------|---------------------------------|------------------------------|---------------------------------|---|---------------------------------|------------------------------|---------------------------------|------------------------------|---------------------------------|------------------------------|---------------------------------|----------------------------------|------------------------------------|----------------------------------|--------|----------------|-----------|----------|----------|--------|--------|---------|---------|---------|----------|----------|----------|---------|---------|---------|---------|-------------|---------------|
| Lou Brock, L (1, 7)<br>OBP: 0.331, SLG: 0.453         | 0-0<br>5-3                   |                                 |                              | 0-0<br>4-3 S<br>1B              |                                | 0-0<br>1B F9<br>1B              |                              | 0-0<br>F8                       |                              | 4 1 2 0 0 0 0                   | <b>St. Louis Cardinals @ San Francisco Giants</b><br><b>Candlestick Park, San Francisco, CA</b><br>Tue Aug 16 1966, 10:05 PM EDT<br>Att. 24,178 - Unknown<br><a href="http://livebaseballscorecards.com">livebaseballscorecards.com</a> |                                 |                              |                                 |                              |                                 |                              |                                 |                                  |                                    |                                  |        |                |           |          |          |        |        |         |         |         |          |          |          |         |         |         |         |             |               |
| Curt Flood, R (1, 8)<br>OBP: 0.298, SLG: 0.369        | 0-0<br>4-3                   |                                 |                              | 0-0<br>4-3                      |                                | 0-0<br>F9                       |                              | 0-3<br>K                        |                              | 4 0 0 0 0 1 2                   |   |                                 |                              |                                 |                              |                                 |                              |                                 |                                  |                                    |                                  |        |                |           |          |          |        |        |         |         |         |          |          |          |         |         |         |         |             |               |
| Tim McCarver, L (1, 2)<br>OBP: 0.323, SLG: 0.445      | 0-0<br>F7                    |                                 |                              | 0-3<br>K                        |                                | 0-0<br>FC6-4<br>1B              |                              | 0-0<br>6-3                      |                              | 4 0 1 0 0 1 1                   |   |                                 |                              |                                 |                              |                                 |                              |                                 |                                  |                                    |                                  |        |                |           |          |          |        |        |         |         |         |          |          |          |         |         |         |         |             |               |
| Orlando Cepeda, R (1, 3)<br>OBP: 0.369, SLG: 0.529    |                              | 0-0<br>5-3                      |                              | 0-0<br>K                        |                                | 0-3<br>K                        |                              | 0-0<br>5-3                      |                              | 0 0 0 0 0 0 0                   |   |                                 |                              |                                 |                              |                                 |                              |                                 |                                  |                                    |                                  |        |                |           |          |          |        |        |         |         |         |          |          |          |         |         |         |         |             |               |
| Mike Shannon, R (1, 9)<br>OBP: 0.350, SLG: 0.503      |                              | 0-0<br>6-3                      |                              | 0-3<br>K                        |                                | 0-0<br>FC6-4                    |                              | 0-0<br>F7                       |                              | 4 0 0 0 0 1 3                   |   |                                 |                              |                                 |                              |                                 |                              |                                 |                                  |                                    |                                  |        |                |           |          |          |        |        |         |         |         |          |          |          |         |         |         |         |             |               |
| Charley Smith, R (1, 5)<br>OBP: 0.312, SLG: 0.393     |                              | 0-0<br>6-3                      |                              |                                 | 0-0<br>4-3 PB<br>FC4-2-5<br>1B |                                 | 0-0<br>SH1-4<br>1B           |                                 | 0-0<br>F4                    |                                 |   | 4 0 2 0 0 0 0                   |                              |                                 |                              |                                 |                              |                                 |                                  |                                    |                                  |        |                |           |          |          |        |        |         |         |         |          |          |          |         |         |         |         |             |               |
| Julian Javier, R (1, 4)<br>OBP: 0.270, SLG: 0.308     |                              |                                 | 0-0<br>F8                    |                                 | 0-0<br>4-3                     |                                 | 0-0<br>SH1-4                 |                                 |                              | 2 0 0 0 0 0 1                   |   |                                 |                              |                                 |                              |                                 |                              |                                 |                                  |                                    |                                  |        |                |           |          |          |        |        |         |         |         |          |          |          |         |         |         |         |             |               |
| Dal Maxvill, R (1, 6)<br>OBP: 0.325, SLG: 0.324       |                              |                                 | 0-0<br>4-3                   |                                 | 0-0<br>FC4-2-5                 |                                 | 0-0<br>6-3                   |                                 |                              | 2 0 0 0 0 0 1                   |   |                                 |                              |                                 |                              |                                 |                              |                                 |                                  |                                    |                                  |        |                |           |          |          |        |        |         |         |         |          |          |          |         |         |         |         |             |               |
| Tito Francona, L (7, PH)<br>OBP: 0.288, SLG: 0.356    |                              |                                 |                              |                                 | 0-0<br>3-H                     |                                 | 0-0<br>2-3                   |                                 |                              | 1 0 0 0 0 0 1                   |   |                                 |                              |                                 |                              |                                 |                              |                                 |                                  |                                    |                                  |        |                |           |          |          |        |        |         |         |         |          |          |          |         |         |         |         |             |               |
| Jerry Buchek, R (7, 6)<br>OBP: 0.304, SLG: 0.357      |                              |                                 |                              |                                 |                                |                                 |                              |                                 |                              | 0 0 0 0 0 0 0                   |   |                                 |                              |                                 |                              |                                 |                              |                                 |                                  |                                    |                                  |        |                |           |          |          |        |        |         |         |         |          |          |          |         |         |         |         |             |               |
| Al Jackson, L (1, 1)<br>OBP: 0.254, SLG: 0.310        |                              |                                 | 0-0<br>4-3                   |                                 | 0-0<br>4-3                     |                                 | 0-0<br>F8                    |                                 |                              | 3 0 0 0 0 0 2                   |   |                                 |                              |                                 |                              |                                 |                              |                                 |                                  |                                    |                                  |        |                |           |          |          |        |        |         |         |         |          |          |          |         |         |         |         |             |               |
| <b>Inning Stats</b>                                   | R: 0<br>E: 0<br>K: 0<br>S: 3 | H: 0<br>LOB: 0<br>BB: 0<br>P: 3 | R: 0<br>E: 0<br>K: 0<br>S: 3 | H: 0<br>LOB: 0<br>BB: 0<br>P: 3 | R: 0<br>E: 0<br>K: 0<br>S: 3   | H: 0<br>LOB: 0<br>BB: 0<br>P: 3 | R: 1<br>E: 0<br>K: 2<br>S: 9 | H: 2<br>LOB: 1<br>BB: 0<br>P: 9 | R: 0<br>E: 0<br>K: 0<br>S: 4 | H: 1<br>LOB: 1<br>BB: 0<br>P: 4 | R: 0<br>E: 0<br>K: 1<br>S: 7  | H: 2<br>LOB: 2<br>BB: 0<br>P: 7 | R: 0<br>E: 0<br>K: 0<br>S: 4 | H: 1<br>LOB: 1<br>BB: 0<br>P: 4 | R: 0<br>E: 0<br>K: 1<br>S: 5 | H: 0<br>LOB: 0<br>BB: 0<br>P: 5 | R: 0<br>E: 0<br>K: 0<br>S: 3 | H: 0<br>LOB: 0<br>BB: 0<br>P: 3 | 1B: 6<br>2B: 0<br>3B: 0<br>HR: 0 | SF: 0<br>SAC: 1<br>DP: 0<br>HBP: 0 | WP: 0<br>PB: 1<br>SB: 1<br>CS: 0 | PA: 33 |                |           |          |          |        |        |         |         |         |          |          |          |         |         |         |         |             |               |
| <b>PITCHER</b><br>Gaylord Perry, R (1, 1)<br>ERA: 2.6 | IP<br>9.0                    | WLS<br>W                        | BF<br>33                     | H<br>6                          | R<br>1                         | ER<br>1                         | SO<br>4                      | BB<br>0                         | IBB<br>0                     | HBP<br>0                        | BLK<br>0  | WP<br>0                         | HR<br>0                      | S<br>41                         | P<br>41                      | ERA<br>1.00                     | WHIP<br>0.667                |                                 |                                  |                                    |                                  |        | <b>PITCHER</b> | IP<br>9.0 | WLS<br>W | BF<br>33 | H<br>6 | R<br>1 | ER<br>1 | SO<br>4 | BB<br>0 | IBB<br>0 | HBP<br>0 | BLK<br>0 | WP<br>0 | HR<br>0 | S<br>41 | P<br>41 | ERA<br>1.00 | WHIP<br>0.667 |



| Batter | 1 | 2 | 3 | 4 | 5 | 6 | 7 | 8 | 9 | AB | R | H | RBI | BB | SO | LOB |
|--------|---|---|---|---|---|---|---|---|---|----|---|---|-----|----|----|-----|
|--------|---|---|---|---|---|---|---|---|---|----|---|---|-----|----|----|-----|

|   |  |  |                |                |  |                          |                           |  |  |   |   |   |   |   |   |   |
|---|--|--|----------------|----------------|--|--------------------------|---------------------------|--|--|---|---|---|---|---|---|---|
| <b>Tito Fuentes, S</b><br><small>OBP: 0.288, SLG: 0.353</small><br>(1, 6) X       | 0-0<br><br>FC5-2-5<br>3B               | 0-0<br><br>E7<br>1B                        |                |                | 0-0<br><br>F7<br>1B                      | 0-0<br><br>FC5-4<br>1-2f |                           |  |  | 4 | 0 | 2 | 1 | 0 | 0 | 2 |
| <b>Willie McCovey, L</b><br><small>OBP: 0.392, SLG: 0.568</small><br>(1, 3) B B B | 4-0<br><br>WP<br>FC5-2<br>BB           | 0-0<br><br>G3                              |                |                | 0-0<br><br>3-1                           |                          | 0-0<br><br>HR             |  |  | 3 | 1 | 1 | 1 | 1 | 0 | 2 |
| <b>Willie Mays, R</b><br><small>OBP: 0.366, SLG: 0.566</small><br>(1, 8) X        | 0-0<br><br>FC5-2-5<br>WP<br>1-2<br>3-H |  | 0-0<br><br>HR  |                | 0-0<br><br>1B                            |                          | 0-3<br><br>K              |  |  | 4 | 1 | 2 | 1 | 0 | 1 | 2 |
| <b>Jim Ray Hart, R</b><br><small>OBP: 0.346, SLG: 0.502</small><br>(1, 5) X       | 0-0<br><br>FC5-2<br>1-2<br>2-H         |  | 0-0<br><br>5-3 |                | 0-0<br><br>1B                            |                          | 0-0<br><br>G1-4-3<br>1B   |  |  | 4 | 0 | 2 | 0 | 0 | 0 | 2 |
| <b>Cap Peterson, R</b><br><small>OBP: 0.309, SLG: 0.341</small><br>(1, 7) X       | 0-0<br><br>F2                          |  | 0-0<br><br>4-3 |                | 0-0<br><br>5-3                           |                          | 0-0<br><br>G1-4-3<br>1-2f |  |  | 4 | 0 | 0 | 0 | 0 | 0 | 5 |
| <b>Ozzie Virgil, R</b><br><small>OBP: 0.253, SLG: 0.329</small><br>(1, 2) X       |  | 0-0<br><br>E3<br>FC2-5<br>BB               | 0-0<br><br>F5  |                | 4-0<br><br>FC1-5<br>1B<br>BB             |                          | 0-0<br><br>6-3            |  |  | 3 | 0 | 0 | 0 | 1 | 0 | 0 |
| <b>Ollie Brown, R</b><br><small>OBP: 0.293, SLG: 0.302</small><br>(1, 9) B B B    |  | 4-0<br><br>FC2-5<br>1B<br>BB               |                | 0-3<br><br>K   | 0-0<br><br>FC1-4<br>FC1-5<br>1B<br>1-2   |                          | 0-0<br><br>F9             |  |  | 3 | 1 | 1 | 0 | 1 | 1 | 0 |
| <b>Hal Lanier, R</b><br><small>OBP: 0.256, SLG: 0.284</small><br>(1, 4) X         |  | 0-0<br><br>FC2-5<br>E<br>1B<br>1-2<br>2-3f |                | 0-0<br><br>F9  | 0-0<br><br>FC1-5<br>FC1-4<br>1-2<br>2-3f |                          | 0-0<br><br>6-3            |  |  | 4 | 0 | 0 | 0 | 0 | 0 | 4 |
| <b>Gaylord Perry, R</b><br><small>OBP: 0.215, SLG: 0.219</small><br>(1, 1) X      |  | 0-0<br><br>F9                              |                | 0-0<br><br>1-3 | 0-0<br><br>FC1-4<br>FC5-4<br>1-2f<br>2-3 |                          |                           |  |  | 3 | 0 | 0 | 0 | 0 | 0 | 4 |

|              |      |        |      |        |      |        |      |        |      |        |      |        |      |        |      |        |       |        |       |        |
|--------------|------|--------|------|--------|------|--------|------|--------|------|--------|------|--------|------|--------|------|--------|-------|--------|-------|--------|
| Inning Stats | R: 0 | H: 1   | R: 1 | H: 1   | R: 1 | H: 1   | R: 0 | H: 2   | R: 0 | H: 1   | R: 1 | H: 2   | R: 0 | H: 0   | R: 0 | H: 0   | 1B: 5 | SF: 0  | WP: 1 | PA: 35 |
|              | E: 0 | LOB: 2 | E: 2 | LOB: 2 | E: 0 | LOB: 0 | E: 0 | LOB: 2 | E: 0 | LOB: 2 | E: 0 | LOB: 0 | E: 0 | LOB: 0 | E: 0 | LOB: 0 | 2B: 0 | SAC: 0 | PB: 0 |        |
|              | K: 0 | BB: 1  | K: 0 | BB: 1  | K: 0 | BB: 0  | K: 0 | BB: 0  | K: 1 | BB: 1  | K: 0 | BB: 0  | K: 0 | BB: 0  | K: 0 | BB: 0  | 3B: 1 | DP: 1  | SB: 0 |        |
|              | S: 4 | P: 8   | S: 5 | P: 9   | S: 4 | P: 4   | S: 5 | P: 5   | S: 4 | P: 8   | S: 6 | P: 6   | S: 3 | P: 3   | S: 3 | P: 3   | HR: 2 | HBP: 0 | CS: 0 |        |

|  |     |     |    |   |   |    |    |    |     |     |   |    |    |    |    |      |       |  |  |  |  |  |  |  |  |  |  |
|--|-----|-----|----|---|---|----|----|----|-----|-----|---|----|----|----|----|------|-------|--|--|--|--|--|--|--|--|--|--|
| <b>PITCHER</b><br><b>Al Jackson, L</b><br><small>ERA: 2.26</small><br>(1, 1) | IP  | WLS | BF | H | R | ER | SO | BB | IBB | HBP | BLK   | WP | HR | S  | P  | ERA  | WHIP  |  |  |  |  |  |  |  |  |  |  |
|  | 8.0 | L   | 35 | 8 | 3 | 2  | 2  | 3  | 0   | 0   | 0   | 1  | 2  | 36 | 48 | 2.25 | 1.375 |  |  |  |  |  |  |  |  |  |  |
|  |     |     |    |   |   |    |    |    |     |     | <b>PITCHER</b><br>IP WLS BF H R ER SO BB IBB HBP BLK WP HR S P ERA WHIP |    |    |    |    |      |       |  |  |  |  |  |  |  |  |  |  |

**BOTTOM**

**St. Louis Cardinals @ San Francisco Giants**  
**Candlestick Park, San Francisco, CA**  
 Tue Aug 16 1966, 10:05 PM EDT  
 Att. 24,178 - Unknown

[livebaseballscorecards.com](http://livebaseballscorecards.com)

|            |           |
|------------|-----------|
| <b>AB</b>  | <b>32</b> |
| <b>R</b>   | <b>3</b>  |
| <b>H</b>   | <b>8</b>  |
| <b>RBI</b> | <b>3</b>  |
| <b>BB</b>  | <b>3</b>  |
| <b>SO</b>  | <b>2</b>  |
| <b>LOB</b> | <b>21</b> |



| Batter   | 1   | 2                               | 3                            | 4                               | 5                            | 6                               | 7                            | 8                               | 9                            | AB R H RBI BB SO LOB            | TOP  |                                 |                              |                                 |                              |                                 |                                  |                                    |                                  |        |  |  |  |  |  |  |  |  |
|--|---|---------------------------------|------------------------------|---------------------------------|------------------------------|---------------------------------|------------------------------|---------------------------------|------------------------------|---------------------------------|--|---------------------------------|------------------------------|---------------------------------|------------------------------|---------------------------------|----------------------------------|------------------------------------|----------------------------------|--------|--|--|--|--|--|--|--|--|
| Lou Brock, L (1, 7)<br>OBP: 0.331, SLG: 0.458      | 0-0<br>HR   | 0-0<br>F7                       |                              |                                 | 0-3<br>K                     |                                 |                              | 0-0<br>F8                       |                              | 4 1 1 1 0 1 0                   | <b>St. Louis Cardinals @ San Francisco Giants</b><br><b>Candlestick Park, San Francisco, CA</b><br>Wed Aug 17 1966, 6:33 AM EDT<br>Att: 21,956 - Unknown |                                 |                              |                                 |                              |                                 |                                  |                                    |                                  |        |  |  |  |  |  |  |  |  |
| Curt Flood, R (1, 8)<br>OBP: 0.296, SLG: 0.366     | 0-0<br>F2   |                                 | 0-3<br>K                     |                                 | 0-0<br>6-3                   |                                 |                              | 0-0<br>6-3                      |                              | 4 0 0 0 0 1 0                   |  |                                 |                              |                                 |                              |                                 |                                  |                                    |                                  |        |  |  |  |  |  |  |  |  |
| Tim McCarver, L (1, 2)<br>OBP: 0.322, SLG: 0.443   | 0-0<br>E3<br>F9                                       |                                 | 0-0<br>F9                    |                                 | 0-0<br>4-3                   |                                 |                              | 0-0<br>1B                       |                              | 4 0 1 0 0 0 0                   |  |                                 |                              |                                 |                              |                                 |                                  |                                    |                                  |        |  |  |  |  |  |  |  |  |
| Orlando Cepeda, R (1, 3)<br>OBP: 0.368, SLG: 0.526 | 0-0<br>F9   |                                 | 0-0<br>1B                    |                                 |                              | 0-3<br>K                        |                              | 0-3<br>K                        |                              | 0 0 0 0 0 0 0                   |  |                                 |                              |                                 |                              |                                 |                                  |                                    |                                  |        |  |  |  |  |  |  |  |  |
| Mike Shannon, R (1, 9)<br>OBP: 0.349, SLG: 0.500   | 0-0<br>6-3  |                                 | 0-0<br>F8                    |                                 |                              | 0-0<br>G5-4-3<br>1B             |                              | 0-0<br>F9                       |                              | 4 0 1 0 0 0 2                   |  |                                 |                              |                                 |                              |                                 |                                  |                                    |                                  |        |  |  |  |  |  |  |  |  |
| Charley Smith, R (1, 5)<br>OBP: 0.311, SLG: 0.391  |   | 0-0<br>1B<br>1B                 |                              | 0-0<br>1-3                      |                              | 0-0<br>G5-4-3                   |                              | 0-0<br>1-3                      |                              | 4 1 1 0 0 0 1                   |  |                                 |                              |                                 |                              |                                 |                                  |                                    |                                  |        |  |  |  |  |  |  |  |  |
| Julian Javier, R (1, 4)<br>OBP: 0.270, SLG: 0.307  |   | 0-0<br>1B<br>G4-6-3<br>1B       |                              | 0-0<br>F7                       |                              |                                 | 0-0<br>F7                    |                                 | 0-0<br>6-3                   | 4 1 1 0 0 0 0                   |  |                                 |                              |                                 |                              |                                 |                                  |                                    |                                  |        |  |  |  |  |  |  |  |  |
| Dal Maxvill, R (1, 6)<br>OBP: 0.328, SLG: 0.332    |   | 0-0<br>G4-6-3<br>1B             |                              | 0-0<br>2B                       |                              |                                 | 0-0<br>1-3                   |                                 |                              | 3 0 2 1 0 0 0                   |  |                                 |                              |                                 |                              |                                 |                                  |                                    |                                  |        |  |  |  |  |  |  |  |  |
| Ray Washburn, R (1, 1)<br>OBP: 0.146, SLG: 0.231   |   | 0-0<br>G4-6-3                   |                              | 0-0<br>6-3                      |                              |                                 | 0-3<br>K                     |                                 |                              | 3 0 0 0 0 1 2                   |  |                                 |                              |                                 |                              |                                 |                                  |                                    |                                  |        |  |  |  |  |  |  |  |  |
| Joe Hoerner, R (8, 1)<br>OBP: 0.250, SLG: 1.000    |   |                                 |                              |                                 |                              |                                 |                              |                                 |                              | 0 0 0 0 0 0 0                   |  |                                 |                              |                                 |                              |                                 |                                  |                                    |                                  |        |  |  |  |  |  |  |  |  |
| Nelson Briles, R (8, 1)<br>OBP: 0.132, SLG: 0.083  |   |                                 |                              |                                 |                              |                                 |                              |                                 |                              | 0 0 0 0 0 0 0                   |  |                                 |                              |                                 |                              |                                 |                                  |                                    |                                  |        |  |  |  |  |  |  |  |  |
| <b>Inning Stats</b>                                | R: 1<br>E: 1<br>K: 0<br>S: 5                          | H: 1<br>LOB: 1<br>BB: 0<br>P: 5 | R: 2<br>E: 0<br>K: 0<br>S: 5 | H: 3<br>LOB: 0<br>BB: 0<br>P: 5 | R: 0<br>E: 0<br>K: 1<br>S: 6 | H: 1<br>LOB: 1<br>BB: 0<br>P: 6 | R: 0<br>E: 0<br>K: 0<br>S: 4 | H: 1<br>LOB: 1<br>BB: 0<br>P: 4 | R: 0<br>E: 0<br>K: 1<br>S: 5 | H: 0<br>LOB: 0<br>BB: 0<br>P: 5 | R: 0<br>E: 0<br>K: 1<br>S: 5   | H: 0<br>LOB: 0<br>BB: 0<br>P: 5 | R: 0<br>E: 0<br>K: 1<br>S: 6 | H: 1<br>LOB: 1<br>BB: 0<br>P: 6 | R: 0<br>E: 0<br>K: 0<br>S: 3 | H: 0<br>LOB: 0<br>BB: 0<br>P: 3 | 1B: 6<br>2B: 1<br>3B: 0<br>HR: 1 | SF: 0<br>SAC: 0<br>DP: 2<br>HBP: 0 | WP: 0<br>PB: 0<br>SB: 0<br>CS: 0 | PA: 34 |  |  |  |  |  |  |  |  |
| <b>PITCHER</b>                                     | IP WLS BF H R ER SO BB IBB HBP BLK WP HR S P ERA WHIP |                                 |                              |                                 |                              |                                 |                              |                                 |                              |                                 |  |                                 |                              |                                 |                              |                                 |                                  |                                    |                                  |        |  |  |  |  |  |  |  |  |
| Juan Marichal, R (1, 1)<br>ERA: 2.14               | 2.0   |                                 | 10                           | 4                               | 3                            | 3                               | 0                            | 0                               | 0                            | 0                               | 0  | 0                               | 1                            | 10                              | 10                           | 13.50                           | 2.000                            |                                    |                                  |        |  |  |  |  |  |  |  |  |
| Lindy McDaniel, R (3, 1)<br>ERA: 3.1               | 6.0   |                                 | 21                           | 4                               | 0                            | 0                               | 5                            | 0                               | 0                            | 0                               | 0  | 0                               | 0                            | 31                              | 31                           | 0.00                            | 0.667                            |                                    |                                  |        |  |  |  |  |  |  |  |  |
| Frank Linzy, R (9, 1)<br>ERA: 2.85                 | 1.0   | W                               | 3                            | 0                               | 0                            | 0                               | 0                            | 0                               | 0                            | 0                               | 0  | 0                               | 0                            | 3                               | 3                            | 0.00                            | 0.000                            |                                    |                                  |        |  |  |  |  |  |  |  |  |

|            |           |
|------------|-----------|
| <b>AB</b>  | <b>30</b> |
| <b>R</b>   | <b>3</b>  |
| <b>H</b>   | <b>7</b>  |
| <b>RBI</b> | <b>2</b>  |
| <b>BB</b>  | <b>0</b>  |
| <b>SO</b>  | <b>3</b>  |
| <b>LOB</b> | <b>5</b>  |



|       |        |
|-------|--------|
| WP: 0 | PA: 34 |
| PB: 0 |        |
| SB: 0 |        |
| CS: 0 |        |

|                |    |     |    |   |   |    |    |    |     |     |     |    |    |   |   |     |      |
|----------------|----|-----|----|---|---|----|----|----|-----|-----|-----|----|----|---|---|-----|------|
| <b>PITCHER</b> | IP | WLS | BF | H | R | ER | SO | BB | IBB | HBP | BLK | WP | HR | S | P | ERA | WHIP |
|----------------|----|-----|----|---|---|----|----|----|-----|-----|-----|----|----|---|---|-----|------|

| Batter  | 1          | 2                  | 3          | 4                    | 5          | 6          | 7 | 8                       | 9                       | AB | R | H | RBI | BB | SO | LOB |
|---|------------|--------------------|------------|----------------------|------------|------------|---|-------------------------|-------------------------|----|---|---|-----|----|----|-----|
| Tito Fuentes, S<br>OBP: 0.288, SLG: 0.352 (1, 6)  | 0-0<br>F7  |                    | 0-0<br>6-3 |                      | 0-0<br>6-3 |            |   | 0-0<br>BB<br>1B         |                         | 4  | 1 | 1 | 1   | 0  | 0  | 0   |
| Len Gabrielson, L<br>OBP: 0.279, SLG: 0.304 (1, 7)<br>Cap Peterson, R<br>OBP: 0.308, SLG: 0.339 (8, PH)<br>(9, 7)   | 0-0<br>4-3 |                    |            | 0-0<br>4-1           |            | 0-0<br>F6  |   | 0-0<br>F8               |                         | 3  | 0 | 0 | 0   | 0  | 0  | 0   |
| Willie Mays, R<br>OBP: 0.368, SLG: 0.572 (1, 8)   | 0-3<br>K   |                    |            | 0-0<br>HR            |            | 0-3<br>K   |   | 4-0<br>1B<br>1-2<br>BB  |                         | 3  | 1 | 1 | 1   | 1  | 2  | 0   |
| Willie McCovey, L<br>OBP: 0.390, SLG: 0.565 (1, 3)  |            | 0-0<br>4-3         |            | 0-0<br>4-3           |            | 0-3<br>K   |   | 0-0<br>1-3<br>2-H<br>1B |                         | 4  | 0 | 1 | 1   | 0  | 1  | 0   |
| Jim Ray Hart, R<br>OBP: 0.345, SLG: 0.500 (1, 5)  |            | 0-0<br>E4<br>1-5-3 |            | 0-0<br>1B<br>1B      |            | 0-0<br>F4  |   | 0-3<br>K                |                         | 4  | 0 | 1 | 0   | 0  | 1  | 3   |
| Tom Haller, L<br>OBP: 0.314, SLG: 0.486 (1, 2)  |            | 0-0<br>1-5-3       |            | 0-0<br>FC6-4<br>1B   |            | 0-0<br>F5  |   | 0-0<br>1B<br>1B         |                         | 4  | 1 | 2 | 0   | 0  | 0  | 1   |
| Ollie Brown, R<br>OBP: 0.289, SLG: 0.298 (1, 9)   |            | 0-0<br>F8          |            | 0-0<br>FC6-4<br>1-2f |            | 0-0<br>6-3 |   | 0-3<br>K                |                         | 4  | 0 | 0 | 0   | 0  | 1  | 4   |
| Hal Lanier, R<br>OBP: 0.254, SLG: 0.283 (1, 4)<br>Jim Davenport, R<br>OBP: 0.304, SLG: 0.385 (8, PH)<br>(9, 4)  |            |                    | 0-0<br>F9  |                      | 0-3<br>K   |            |   | 0-0<br>6-3              | 0-0<br>1B<br>1B         | 2  | 0 | 0 | 0   | 0  | 1  | 0   |
| Juan Marichal, R<br>OBP: 0.297, SLG: 0.296 (1, 1)<br>Lindy McDaniel, R<br>OBP: 0.067, SLG: 0.067 (3, 1)<br>Bob Burda, L<br>OBP: 0.250, SLG: 0.263 (8, PH)<br>Don Mason, L<br>OBP: 0.125, SLG: 0.250 (8, PH)<br>Frank Linzy, R<br>OBP: 0.313 (9, 1)<br>Jesus Alou, R<br>OBP: 0.294, SLG: 0.272 (9, PH) |            |                    | 0-0<br>6-3 |                      | 0-3<br>K   |            |   | 0-0<br>E7<br>1B<br>1B   | 0-0<br>1-2<br>3-H<br>1B | 0  | 0 | 0 | 0   | 0  | 0  | 0   |

| Inning Stats | R: 0 | H: 0 | E: 0 | K: 1 | S: 5 | LOB: 0 | BB: 0 | P: 5 | R: 0 | H: 0 | E: 1 | K: 0 | S: 4 | LOB: 1 | BB: 0 | P: 4 | R: 0 | H: 0 | E: 0 | K: 0 | S: 3 | LOB: 0 | BB: 0 | P: 3 | R: 1 | H: 3 | E: 0 | K: 0 | S: 6 | LOB: 2 | BB: 0 | P: 6 | R: 0 | H: 0 | E: 0 | K: 2 | S: 7 | LOB: 0 | BB: 0 | P: 7 | R: 0 | H: 0 | E: 0 | K: 0 | S: 3 | LOB: 0 | BB: 0 | P: 3 | R: 2 | H: 3 | E: 1 | K: 1 | S: 8 | LOB: 3 | BB: 1 | P: 12 | R: 1 | H: 3 | E: 0 | K: 1 | S: 6 | LOB: 2 | BB: 0 | P: 6 | 1B: 8 | 2B: 0 | 3B: 0 | HR: 1 | SF: 0 | SAC: 0 | DP: 0 | HBP: 0 | WP: 0 | PA: 36 |
|--------------|------|------|------|------|------|--------|-------|------|------|------|------|------|------|--------|-------|------|------|------|------|------|------|--------|-------|------|------|------|------|------|------|--------|-------|------|------|------|------|------|------|--------|-------|------|------|------|------|------|------|--------|-------|------|------|------|------|------|------|--------|-------|-------|------|------|------|------|------|--------|-------|------|-------|-------|-------|-------|-------|--------|-------|--------|-------|--------|
|--------------|------|------|------|------|------|--------|-------|------|------|------|------|------|------|--------|-------|------|------|------|------|------|------|--------|-------|------|------|------|------|------|------|--------|-------|------|------|------|------|------|------|--------|-------|------|------|------|------|------|------|--------|-------|------|------|------|------|------|------|--------|-------|-------|------|------|------|------|------|--------|-------|------|-------|-------|-------|-------|-------|--------|-------|--------|-------|--------|

| PITCHER                              | IP  | WLS | BF | H | R | ER | SO | BB | IBB | HBP | BLK | WP | HR | S  | P  | ERA   | WHIP  |
|--------------------------------------|-----|-----|----|---|---|----|----|----|-----|-----|-----|----|----|----|----|-------|-------|
| Ray Washburn, R<br>ERA: 3.74 (1, 1)  | 7.1 |     | 28 | 5 | 3 | 3  | 5  | 0  | 0   | 0   | 0   | 0  | 1  | 38 | 38 | 3.68  | 0.682 |
| Joe Hoerner, L<br>ERA: 1.42 (8, 1)   | 0.1 |     | 3  | 1 | 0 | 0  | 0  | 1  | 0   | 0   | 0   | 0  | 0  | 2  | 6  | 0.00  | 6.000 |
| Nelson Briles, R<br>ERA: 3.28 (8, 1) | 0.2 | L   | 5  | 3 | 1 | 1  | 2  | 0  | 0   | 0   | 0   | 0  | 0  | 9  | 9  | 13.50 | 4.500 |


**BOTTOM**

**St. Louis Cardinals @ San Francisco Giants**  
**Candlestick Park, San Francisco, CA**

Wed Aug 17 1966, 6:33 AM EDT  
Att. 21,956 - Unknown

|            |           |
|------------|-----------|
| <b>AB</b>  | <b>35</b> |
| <b>R</b>   | <b>4</b>  |
| <b>H</b>   | <b>9</b>  |
| <b>RBI</b> | <b>4</b>  |
| <b>BB</b>  | <b>1</b>  |
| <b>SO</b>  | <b>7</b>  |
| <b>LOB</b> | <b>10</b> |

livebaseballscorecards.com



| Batter  | 1   | 2                               | 3                            | 4                               | 5                            | 6                               | 7                            | 8                               | 9                            | AB R H RBI BB SO LOB            | TOP                          |                                  |                              |                                  |                              |                                 |                              |                                 |                                  |                                    |                                  |        |
|---|---|---------------------------------|------------------------------|---------------------------------|------------------------------|---------------------------------|------------------------------|---------------------------------|------------------------------|---------------------------------|------------------------------|----------------------------------|------------------------------|----------------------------------|------------------------------|---------------------------------|------------------------------|---------------------------------|----------------------------------|------------------------------------|----------------------------------|--------|
| <b>Felipe Alou, R</b> (1, 3)<br>OBP: 0.359, SLG: 0.531      | 1-0<br>HBP  |                                 | 0-0<br>4-1<br>S<br>PB<br>1B  |                                 | 0-0<br>CS<br>1B              |                                 | 0-0<br>F7                    | 0-0<br>F4                       |                              | 4 1 2 0 0 0 1                   |                              |                                  |                              |                                  |                              |                                 |                              |                                 |                                  |                                    |                                  |        |
| <b>Eddie Mathews, L</b> (1, 5)<br>OBP: 0.332, SLG: 0.366    | 0-0<br>F7   |                                 | 0-0<br>4-1                   |                                 | 0-0<br>1B<br>2B              |                                 | 0-0<br>F2                    | 0-0                             |                              | 5 1 2 1 0 0 2                   |                              |                                  |                              |                                  |                              |                                 |                              |                                 |                                  |                                    |                                  |        |
| <b>Miguel de la Hoz, R</b> (9, 5)<br>OBP: 0.216, SLG: 0.229 |   |                                 | 1-3                          |                                 | 1-2                          |                                 |                              | 2-H<br>1B                       |                              | 0 0 0 0 0 0 0                   |                              |                                  |                              |                                  |                              |                                 |                              |                                 |                                  |                                    |                                  |        |
| <b>Hank Aaron, R</b> (1, 9)<br>OBP: 0.370, SLG: 0.556       | 0-0<br>F4   |                                 | 0-0<br>F6                    |                                 | 0-0<br>FC6-4<br>1B           |                                 | 4-0<br>1B<br>HR<br>BB        | 0-0<br>F8                       |                              | 4 1 1 1 1 0 3                   |                              |                                  |                              |                                  |                              |                                 |                              |                                 |                                  |                                    |                                  |        |
| <b>Joe Torre, R</b> (1, 2)<br>OBP: 0.374, SLG: 0.550        | 0-0<br>1B   |                                 | 4-0<br>E1<br>BB              |                                 | 0-0<br>FC6-4                 |                                 | 0-0<br>1B<br>HR              |                                 | 0-0<br>6-3                   | 4 1 2 0 1 0 1                   |                              |                                  |                              |                                  |                              |                                 |                              |                                 |                                  |                                    |                                  |        |
| <b>Rico Carty, R</b> (1, 7)<br>OBP: 0.392, SLG: 0.447       | 0-0<br>5-3  |                                 | 0-0<br>F8                    |                                 |                              |                                 | 0-0<br>F3                    | 1-H<br>2-H<br>HR                | 0-0<br>F9                    | 5 1 1 3 0 0 3                   |                              |                                  |                              |                                  |                              |                                 |                              |                                 |                                  |                                    |                                  |        |
| <b>Mack Jones, L</b> (1, 8)<br>OBP: 0.322, SLG: 0.461       |   | 0-0<br>4-3                      |                              | 0-0<br>4-3                      |                              | 0-0<br>FC5-4<br>2B              | 0-0<br>HR                    |                                 | 0-0                          | 5 1 3 1 0 0 0                   |                              |                                  |                              |                                  |                              |                                 |                              |                                 |                                  |                                    |                                  |        |
| <b>Denis Menke, R</b> (1, 6)<br>OBP: 0.358, SLG: 0.416      |   | 0-0<br>HR                       |                              | 0-0<br>F5                       |                              | 4-0<br>FC5-4<br>IBB             | 0-0<br>F7                    |                                 | 0-3<br>K                     | 4 1 1 1 1 1 1                   |                              |                                  |                              |                                  |                              |                                 |                              |                                 |                                  |                                    |                                  |        |
| <b>Woody Woodward, R</b> (1, 4)<br>OBP: 0.329, SLG: 0.330   |   | 0-0<br>6-3                      |                              | 0-3<br>K                        |                              | 0-0<br>FC5-4                    |                              |                                 | 0-0<br>SH5-4<br>1B           | 4 1 1 0 0 1 2                   |                              |                                  |                              |                                  |                              |                                 |                              |                                 |                                  |                                    |                                  |        |
| <b>Denny Lemaster, R</b> (1, 1)<br>OBP: 0.161, SLG: 0.169   |   | 0-3<br>K                        |                              | 0-0<br>2-3                      |                              | 0-3<br>K                        |                              |                                 | 0-0<br>SH5-4                 | 1 0 0 0 0 1 0                   |                              |                                  |                              |                                  |                              |                                 |                              |                                 |                                  |                                    |                                  |        |
| <b>Tony Cloninger, R</b> (5, PH)<br>OBP: 0.310, SLG: 0.518  |   |                                 |                              |                                 |                              |                                 |                              |                                 |                              | 1 0 0 0 0 0 0                   |                              |                                  |                              |                                  |                              |                                 |                              |                                 |                                  |                                    |                                  |        |
| <b>Phil Niekro, R</b> (5, 1)                                |   |                                 |                              |                                 |                              |                                 |                              |                                 |                              | 1 0 0 0 0 1 2                   |                              |                                  |                              |                                  |                              |                                 |                              |                                 |                                  |                                    |                                  |        |
| <b>Inning Stats</b>   | R: 0<br>E: 0<br>K: 0<br>S: 4                          | H: 1<br>LOB: 2<br>BB: 0<br>P: 5 | R: 1<br>E: 0<br>K: 1<br>S: 6 | H: 1<br>LOB: 0<br>BB: 0<br>P: 6 | R: 1<br>E: 1<br>K: 0<br>S: 4 | H: 1<br>LOB: 1<br>BB: 1<br>P: 8 | R: 0<br>E: 0<br>K: 1<br>S: 5 | H: 0<br>LOB: 0<br>BB: 0<br>P: 5 | R: 1<br>E: 0<br>K: 0<br>S: 5 | H: 3<br>LOB: 1<br>BB: 0<br>P: 5 | R: 0<br>E: 0<br>K: 1<br>S: 6 | H: 1<br>LOB: 2<br>BB: 1<br>P: 10 | R: 4<br>E: 0<br>K: 0<br>S: 6 | H: 3<br>LOB: 0<br>BB: 1<br>P: 10 | R: 1<br>E: 0<br>K: 0<br>S: 5 | H: 2<br>LOB: 1<br>BB: 0<br>P: 5 | R: 0<br>E: 0<br>K: 1<br>S: 6 | H: 1<br>LOB: 1<br>BB: 0<br>P: 6 | 1B: 8<br>2B: 2<br>3B: 0<br>HR: 3 | SF: 0<br>SAC: 1<br>DP: 0<br>HBP: 1 | WP: 0<br>PB: 1<br>SB: 1<br>CS: 1 | PA: 43 |
| <b>PITCHER</b>  | IP WLS BF H R ER SO BB IBB HBP BLK WP HR S P ERA WHIP |                                 |                              |                                 |                              |                                 |                              |                                 |                              |                                 |                              |                                  |                              |                                  |                              |                                 |                              |                                 |                                  |                                    |                                  |        |
| <b>Bobby Bolin, R</b> (1, 1)<br>ERA: 3.31                   | 6.2 L 33 10 7 6 3 2 1 1 0 0 3 35 48 8.10 1.800        |                                 |                              |                                 |                              |                                 |                              |                                 |                              |                                 |                              |                                  |                              |                                  |                              |                                 |                              |                                 |                                  |                                    |                                  |        |
| <b>Bob Priddy, R</b> (7, 1)<br>ERA: 4.22                    | 1.1 6 2 1 1 0 0 0 0 0 0 0 6 6 6.75 1.500              |                                 |                              |                                 |                              |                                 |                              |                                 |                              |                                 |                              |                                  |                              |                                  |                              |                                 |                              |                                 |                                  |                                    |                                  |        |
| <b>Lindy McDaniel, R</b> (9, 1)<br>ERA: 3.07                | 1.0 4 1 0 0 0 1 0 0 0 0 0 0 6 6 0.00 1.000            |                                 |                              |                                 |                              |                                 |                              |                                 |                              |                                 |                              |                                  |                              |                                  |                              |                                 |                              |                                 |                                  |                                    |                                  |        |

Atlanta Braves @ San Francisco Giants  
 Candlestick Park, San Francisco, CA  
 Fri Aug 19 1966, 10:05 PM EDT  
 Att: 20,625 - Unknown

livebaseballscorecards.com

|     |    |
|-----|----|
| AB  | 38 |
| R   | 8  |
| H   | 13 |
| RBI | 7  |
| BB  | 3  |
| SO  | 4  |
| LOB | 15 |



| Batter  | 1          | 2         | 3          | 4                    | 5          | 6          | 7 | 8                 | 9                      | AB | R | H | RBI | BB | SO | LOB |
|---|------------|-----------|------------|----------------------|------------|------------|---|-------------------|------------------------|----|---|---|-----|----|----|-----|
| Tito Fuentes, S<br>OBP: 0.285, SLG: 0.348 (1, 6)          | 0-0<br>5-3 |           |            | 0-0<br>F8            |            | 0-0<br>6-3 |   | 0-0<br>5-3        |                        | 4  | 0 | 0 | 0   | 0  | 0  | 1   |
| Willie McCovey, L<br>OBP: 0.389, SLG: 0.561 (1, 3)        | 0-3<br>K   |           |            | 0-0<br>HR<br>1B      |            | 0-0<br>4-3 |   |                   | 0-0<br>E6<br>2B        | 4  | 2 | 1 | 0   | 0  | 1  | 0   |
| Willie Mays, R<br>OBP: 0.369, SLG: 0.581 (1, 8)           | 0-0<br>F9  |           |            | 0-0<br>HR<br>1-H     |            | 0-0<br>5-3 |   |                   | 0-0<br>HR<br>2B<br>2-H | 4  | 2 | 2 | 3   | 0  | 0  | 0   |
| Jim Ray Hart, R<br>OBP: 0.344, SLG: 0.505 (1, 5)          |            | 0-0<br>F9 |            | 0-0<br>E3<br>FC6-4   |            | 0-0<br>6-3 |   |                   | 0-0<br>HR<br>2-H       | 4  | 1 | 1 | 2   | 0  | 0  | 0   |
| Cap Peterson, R<br>OBP: 0.301, SLG: 0.331 (1, 7)          |            | 0-0<br>F4 |            | 0-0<br>F9            |            | 0-0<br>1-3 |   |                   | 0-0<br>F4              | 4  | 0 | 0 | 0   | 0  | 0  | 1   |
| Ozzie Virgil, R<br>OBP: 0.247, SLG: 0.321 (1, 2)          |            | 0-0<br>F2 |            | 0-0<br>FC6-4<br>1-2f |            | 0-0<br>G3  |   |                   | 0-0<br>1-3             | 2  | 0 | 0 | 0   | 0  | 0  | 1   |
| Tom Haller, L<br>OBP: 0.312, SLG: 0.484 (7, PH)<br>(8, 2) |            |           |            |                      |            |            |   |                   |                        | 2  | 0 | 0 | 0   | 0  | 0  | 0   |
| Ollie Brown, R<br>OBP: 0.288, SLG: 0.297 (1, 9)           |            |           | 0-0<br>F4  |                      | 0-0<br>4-3 |            |   | 0-0<br>6-3<br>1B  | 0-0<br>1-3             | 4  | 0 | 1 | 0   | 0  | 0  | 0   |
| Hal Lanier, R<br>OBP: 0.253, SLG: 0.281 (1, 4)            |            |           | 0-0<br>4-3 |                      | 0-3<br>K   |            |   | 0-0<br>F8         |                        | 2  | 0 | 0 | 0   | 0  | 1  | 0   |
| Len Gabrielson, L<br>OBP: 0.278, SLG: 0.303 (8, PH)       |            |           |            |                      |            |            |   |                   |                        | 1  | 0 | 0 | 0   | 0  | 0  | 1   |
| Jim Davenport, R<br>OBP: 0.304, SLG: 0.385 (9, 4)         |            |           |            |                      |            |            |   |                   |                        | 0  | 0 | 0 | 0   | 0  | 0  | 0   |
| Bobby Bolin, R<br>OBP: 0.241, SLG: 0.250 (1, 1)           |            |           | 0-0<br>F7  |                      | 0-0<br>5-3 |            |   | 0-0<br>6-3<br>1-2 |                        | 2  | 0 | 0 | 0   | 0  | 0  | 0   |
| Bob Priddy, R<br>OBP: 0.267, SLG: 0.214 (7, 1)            |            |           |            |                      |            |            |   |                   |                        | 0  | 0 | 0 | 0   | 0  | 0  | 0   |
| Bob Burda, L<br>OBP: 0.238, SLG: 0.250 (8, PH)            |            |           |            |                      |            |            |   |                   |                        | 1  | 0 | 0 | 0   | 0  | 0  | 1   |
| Lindy McDaniel, R<br>OBP: 0.067, SLG: 0.067 (9, 1)        |            |           |            |                      |            |            |   |                   |                        | 0  | 0 | 0 | 0   | 0  | 0  | 0   |

| Inning Stats | R: 0 | H: 0 | E: 0 | LOB: 0 | K: 1 | BB: 0 | S: 5 | P: 5 | R: 0 | H: 0 | E: 0 | LOB: 0 | K: 0 | BB: 0 | S: 3 | P: 3 | R: 0 | H: 0 | E: 0 | LOB: 0 | K: 1 | BB: 0 | S: 5 | P: 5 | R: 0 | H: 0 | E: 0 | LOB: 0 | K: 0 | BB: 0 | S: 3 | P: 3 | R: 0 | H: 1 | E: 0 | LOB: 1 | K: 0 | BB: 0 | S: 4 | P: 4 | R: 3 | H: 2 | E: 1 | LOB: 0 | K: 0 | BB: 0 | S: 6 | P: 6 | 1B: 2 | SF: 0 | 2B: 1 | SAC: 0 | 3B: 0 | DP: 0 | HR: 2 | HBP: 0 | WP: 0 | PA: 34 |
|--------------|------|------|------|--------|------|-------|------|------|------|------|------|--------|------|-------|------|------|------|------|------|--------|------|-------|------|------|------|------|------|--------|------|-------|------|------|------|------|------|--------|------|-------|------|------|------|------|------|--------|------|-------|------|------|-------|-------|-------|--------|-------|-------|-------|--------|-------|--------|
|--------------|------|------|------|--------|------|-------|------|------|------|------|------|--------|------|-------|------|------|------|------|------|--------|------|-------|------|------|------|------|------|--------|------|-------|------|------|------|------|------|--------|------|-------|------|------|------|------|------|--------|------|-------|------|------|-------|-------|-------|--------|-------|-------|-------|--------|-------|--------|

| PITCHER                               | IP  | WLS | BF | H | R | ER | SO | BB | IBB | HBP | BLK | WP | HR | S  | P  | ERA  | WHIP  |
|---------------------------------------|-----|-----|----|---|---|----|----|----|-----|-----|-----|----|----|----|----|------|-------|
| Denny Lemaster, L<br>ERA: 3.74 (1, 1) | 4.0 |     | 15 | 2 | 2 | 2  | 1  | 0  | 0   | 0   | 0   | 0  | 1  | 17 | 17 | 4.50 | 0.500 |
| Phil Niekro, R<br>ERA: 5.27 (5, 1)    | 5.0 | W   | 19 | 3 | 3 | 2  | 1  | 0  | 0   | 0   | 0   | 0  | 1  | 21 | 21 | 3.60 | 0.600 |

**BOTTOM**

**Atlanta Braves @ San Francisco Giants**  
Candlestick Park, San Francisco, CA

Fri Aug 19 1966, 10:05 PM EDT  
Att. 20,625 - Unknown

|            |           |
|------------|-----------|
| <b>AB</b>  | <b>34</b> |
| <b>R</b>   | <b>5</b>  |
| <b>H</b>   | <b>5</b>  |
| <b>RBI</b> | <b>5</b>  |
| <b>BB</b>  | <b>0</b>  |
| <b>SO</b>  | <b>2</b>  |
| <b>LOB</b> | <b>5</b>  |



livebaseballscorecards.com

| Batter  | 1   | 2   | 3   | 4  | 5   | 6   | 7   | 8   | 9   | AB R H RBI BB SO LOB   | TOP   |         |         |         |         |             |               |                |           |          |          |        |        |         |         |         |          |          |          |         |         |         |         |             |               |
|---|---|---|---|--|---|---|---|---|---|--|---|---------|---------|---------|---------|-------------|---------------|----------------|-----------|----------|----------|--------|--------|---------|---------|---------|----------|----------|----------|---------|---------|---------|---------|-------------|---------------|
| <b>Felipe Alou, R</b><br>OBP: 0.357, SLG: 0.527 (1, 3) X      | 0-0<br>E5   |   | 0-0<br>F8   |  | 0-0<br>F6   |   |   | 0-3<br>K  |   | 4 0 0 0 0 1 0  | <b>Atlanta Braves @ San Francisco Giants</b><br>Candlestick Park, San Francisco, CA<br>Sat Aug 20 1966, 6:33 AM EDT<br>Att: 23,706 - Unknown<br><br><b>livebaseballscorecards.com</b> |         |         |         |         |             |               |                |           |          |          |        |        |         |         |         |          |          |          |         |         |         |         |             |               |
| <b>Eddie Mathews, L</b><br>OBP: 0.334, SLG: 0.365 (1, 5) X    | 0-0<br>F3   |   |   | 0-0<br>1B<br>1B  | 4-0<br>BB   |   |   | 0-0<br>F7   |   | 3 1 1 0 1 0 1  |   |         |         |         |         |             |               |                |           |          |          |        |        |         |         |         |          |          |          |         |         |         |         |             |               |
| <b>Hank Aaron, R</b><br>OBP: 0.367, SLG: 0.551 (1, 9) S S S   | 0-3<br>K  |   |   | 0-0<br>F4  | 0-0<br>F8   |   |   | 0-0<br>6-3  |   | 4 0 0 0 0 1 3  |   |         |         |         |         |             |               |                |           |          |          |        |        |         |         |         |          |          |          |         |         |         |         |             |               |
| <b>Joe Torre, R</b><br>OBP: 0.371, SLG: 0.545 (1, 2) X        | 0-0<br>4-3  |   |   | 0-0<br>F4  |   | 0-0<br>6-3  |   | 0-0<br>6-3  |   | 4 0 0 0 0 0 2  |   |         |         |         |         |             |               |                |           |          |          |        |        |         |         |         |          |          |          |         |         |         |         |             |               |
| <b>Rico Carty, R</b><br>OBP: 0.391, SLG: 0.444 (1, 7) S S S   |   | 0-3<br>K  |   | 0-0<br>BB<br>1-2<br>1B   |   | 0-3<br>K  |   | 0-0<br>5-3  |   | 4 0 1 0 0 2 0  |   |         |         |         |         |             |               |                |           |          |          |        |        |         |         |         |          |          |          |         |         |         |         |             |               |
| <b>Mack Jones, L</b><br>OBP: 0.327, SLG: 0.465 (1, 8) X       |   | 0-0<br>G5-4-3<br>1B   |   | 0-0<br>BB<br>1-2<br>2-H<br>1B                                    |   | 0-3<br>K  |   | 0-0<br>FC5-4<br>1B  |   | 4 0 3 1 0 1 0  |   |         |         |         |         |             |               |                |           |          |          |        |        |         |         |         |          |          |          |         |         |         |         |             |               |
| <b>Denis Menke, R</b><br>OBP: 0.357, SLG: 0.412 (1, 6) X      |   | 0-0<br>G5-4-3<br>1-2f   |   | 4-0<br>BB<br>1-2<br>2-3<br>BB                                    |   | 0-0<br>F8   |   | 0-0<br>FC5-4<br>1-2f  |   | 3 0 0 0 1 0 2  |   |         |         |         |         |             |               |                |           |          |          |        |        |         |         |         |          |          |          |         |         |         |         |             |               |
| <b>Woody Woodward, R</b><br>OBP: 0.326, SLG: 0.327 (1, 4) X   |   |   | 0-0<br>F7   | 0-0<br>1-3   |   | 0-0<br>4-3  |   |   |   | 3 0 0 0 0 0 3  |   |         |         |         |         |             |               |                |           |          |          |        |        |         |         |         |          |          |          |         |         |         |         |             |               |
| <b>Tony Cloninger, R</b><br>OBP: 0.303, SLG: 0.506 (1, 1) X   |   |   | 0-0<br>4-3  |  | 0-3<br>K  |   | 0-0<br>L4   |   |   | 2 0 0 0 0 1 0  |   |         |         |         |         |             |               |                |           |          |          |        |        |         |         |         |          |          |          |         |         |         |         |             |               |
| <b>Jay Ritchie, R</b><br>(5, 1)                               |   |   |   |  |   |   |   |   |   | 0 0 0 0 0 0 0  |   |         |         |         |         |             |               |                |           |          |          |        |        |         |         |         |          |          |          |         |         |         |         |             |               |
| <b>Ty Cline, L</b><br>OBP: 0.414, SLG: 0.414 (7, PH)          |   |   |   |  |   |   |   |   |   | 1 0 0 0 0 0 0  |   |         |         |         |         |             |               |                |           |          |          |        |        |         |         |         |          |          |          |         |         |         |         |             |               |
| <b>Don Schwall, R</b><br>OBP: 0.118, SLG: 0.063 (7, 1)        |   |   |   |  |   |   |   |   |   | 0 0 0 0 0 0 0  |   |         |         |         |         |             |               |                |           |          |          |        |        |         |         |         |          |          |          |         |         |         |         |             |               |
| <b>Inning Stats</b>   | R: 0<br>E: 1<br>K: 1<br>S: 6<br>H: 0<br>LOB: 1<br>BB: 0<br>P: 6 | R: 0<br>E: 0<br>K: 1<br>S: 5<br>H: 1<br>LOB: 0<br>BB: 0<br>P: 5 | R: 0<br>E: 0<br>K: 0<br>S: 3<br>H: 0<br>LOB: 0<br>BB: 0<br>P: 3 | R: 1<br>E: 0<br>K: 0<br>S: 6<br>H: 3<br>LOB: 3<br>BB: 1<br>P: 10 | R: 0<br>E: 0<br>K: 1<br>S: 5<br>H: 0<br>LOB: 1<br>BB: 1<br>P: 9 | R: 0<br>E: 0<br>K: 2<br>S: 7<br>H: 0<br>LOB: 0<br>BB: 0<br>P: 7 | R: 0<br>E: 0<br>K: 0<br>S: 3<br>H: 0<br>LOB: 0<br>BB: 0<br>P: 3 | R: 0<br>E: 0<br>K: 1<br>S: 5<br>H: 0<br>LOB: 0<br>BB: 0<br>P: 5 | R: 0<br>E: 0<br>K: 0<br>S: 4<br>H: 1<br>LOB: 1<br>BB: 0<br>P: 4 | 1B: 5<br>2B: 0<br>3B: 0<br>HR: 0<br>SF: 0<br>SAC: 0<br>DP: 1<br>HBP: 0 | WP: 0<br>PB: 0<br>SB: 0<br>CS: 0<br>PA: 34  |         |         |         |         |             |               |                |           |          |          |        |        |         |         |         |          |          |          |         |         |         |         |             |               |
| <b>PITCHER</b><br><b>Gaylord Perry, R</b><br>ERA: 2.52 (1, 1) | IP<br>9.0   | WLS<br>W  | BF<br>34  | H<br>5   | R<br>1  | ER<br>1   | SO<br>6   | BB<br>2   | IBB<br>0  | HBP<br>0   | BLK<br>0  | WP<br>0 | HR<br>0 | S<br>44 | P<br>52 | ERA<br>1.00 | WHIP<br>0.778 | <b>PITCHER</b> | IP<br>9.0 | WLS<br>W | BF<br>34 | H<br>5 | R<br>1 | ER<br>1 | SO<br>6 | BB<br>2 | IBB<br>0 | HBP<br>0 | BLK<br>0 | WP<br>0 | HR<br>0 | S<br>44 | P<br>52 | ERA<br>1.00 | WHIP<br>0.778 |





| Batter   | 1           | 2                      | 3               | 4                  | 5               | 6                  | 7                      | 8                       | 9 | AB | R | H | RBI | BB | SO | LOB |
|--|-------------|------------------------|-----------------|--------------------|-----------------|--------------------|------------------------|-------------------------|---|----|---|---|-----|----|----|-----|
| Tito Fuentes, S<br>OBP: 0.282, SLG: 0.344 (1, 6)   | 0-3<br>K2-3 |                        | 0-0<br>F8       | 0-0<br>F5          |                 | 0-0<br>SH1-4       |                        | 0-0<br>1-3              |   | 4  | 0 | 0 | 0   | 0  | 1  | 2   |
| Len Gabrielson, L<br>OBP: 0.271, SLG: 0.295 (1, 7) | 0-0<br>4-3  |                        | 0-0<br>F6       | 0-0<br>F3          |                 | 0-0<br>F8          |                        | 0-0<br>F7               |   | 5  | 0 | 0 | 0   | 0  | 0  | 3   |
| Willie Mays, R<br>OBP: 0.369, SLG: 0.588 (1, 8)    | 0-0<br>F9   |                        |                 |                    |                 |                    |                        | 0-0<br>5-3              |   | 5  | 2 | 2 | 1   | 0  | 1  | 1   |
| Willie McCovey, L<br>OBP: 0.395, SLG: 0.572 (1, 3) |             | 0-0<br>FC4<br>1B       | 4-0<br>BB<br>BB |                    | 0-0<br>HR<br>2B |                    | 1-0<br>WP<br>3B<br>HBP |                         |   | 2  | 2 | 2 | 2   | 1  | 0  | 0   |
| Jim Ray Hart, R<br>OBP: 0.344, SLG: 0.501 (1, 5)   |             | 0-0<br>F9              | 4-0<br>BB<br>BB |                    | 0-3<br>K        |                    | 0-3<br>K               |                         |   | 3  | 0 | 0 | 0   | 1  | 2  | 2   |
| Tom Haller, L<br>OBP: 0.314, SLG: 0.483 (1, 2)     |             | 0-0<br>FC4<br>WP<br>1B | 0-0<br>F2       |                    | 0-0<br>1B       |                    | 4-0<br>3B<br>IBB       |                         |   | 3  | 2 | 1 | 0   | 1  | 0  | 3   |
| Jesus Alou, R<br>OBP: 0.258, SLG: 0.273 (1, 9)     |             | 4-0<br>1B<br>BB        |                 | 0-0<br>SH3-4<br>1B |                 | 0-3<br>K           |                        | 0-0<br>F6               |   | 3  | 0 | 1 | 0   | 1  | 1  | 3   |
| Hal Lanier, R<br>OBP: 0.258, SLG: 0.292 (1, 4)     |             | 0-0<br>1B              |                 | 0-0<br>SH3-4<br>1B |                 | 0-0<br>G3          |                        | 0-0<br>1-H<br>2-H<br>3B |   | 4  | 0 | 3 | 3   | 0  | 0  | 1   |
| Gaylord Perry, R<br>OBP: 0.221, SLG: 0.224 (1, 1)  |             | 0-3<br>K               |                 | 0-0<br>SH3-4       |                 | 0-0<br>SH1-4<br>1B |                        | 0-3<br>K                |   | 3  | 0 | 1 | 0   | 0  | 2  | 3   |

| Inning Stats | R: 0 | H: 0 | E: 0 | K: 1 | S: 5 | LOB: 0 | BB: 0 | P: 5 | R: 1 | H: 2 | E: 0 | K: 1 | S: 7 | LOB: 2 | BB: 1 | P: 11 | R: 1 | H: 1 | E: 0 | K: 0 | S: 4 | LOB: 2 | BB: 2 | P: 12 | R: 0 | H: 2 | E: 0 | K: 0 | S: 5 | LOB: 2 | BB: 0 | P: 5 | R: 2 | H: 3 | E: 0 | K: 2 | S: 10 | LOB: 1 | BB: 0 | P: 10 | R: 0 | H: 1 | E: 0 | K: 1 | S: 6 | LOB: 1 | BB: 0 | P: 6 | R: 2 | H: 1 | E: 0 | K: 2 | S: 8 | LOB: 1 | BB: 1 | P: 13 | R: 0 | H: 0 | E: 0 | K: 0 | S: 3 | LOB: 0 | BB: 0 | P: 3 |
|--------------|------|------|------|------|------|--------|-------|------|------|------|------|------|------|--------|-------|-------|------|------|------|------|------|--------|-------|-------|------|------|------|------|------|--------|-------|------|------|------|------|------|-------|--------|-------|-------|------|------|------|------|------|--------|-------|------|------|------|------|------|------|--------|-------|-------|------|------|------|------|------|--------|-------|------|
|--------------|------|------|------|------|------|--------|-------|------|------|------|------|------|------|--------|-------|-------|------|------|------|------|------|--------|-------|-------|------|------|------|------|------|--------|-------|------|------|------|------|------|-------|--------|-------|-------|------|------|------|------|------|--------|-------|------|------|------|------|------|------|--------|-------|-------|------|------|------|------|------|--------|-------|------|

| PITCHER                               |  |  |  |  |  |  |  |  |  |  |  |  |  |  |  |  | IP  | WLS | BF | H | R | ER | SO | BB | IBB | HBP | BLK | WP | HR | S  | P  | ERA  | WHIP  |
|---------------------------------------|--|--|--|--|--|--|--|--|--|--|--|--|--|--|--|--|-----|-----|----|---|---|----|----|----|-----|-----|-----|----|----|----|----|------|-------|
| Tony Cloninger, R<br>ERA: 4.41 (1, 1) |  |  |  |  |  |  |  |  |  |  |  |  |  |  |  |  | 4.1 | L   | 24 | 8 | 4 | 4  | 3  | 3  | 0   | 0   | 0   | 1  | 2  | 27 | 39 | 8.31 | 2.538 |
| Jay Ritchie, R<br>ERA: 2.89 (5, 1)    |  |  |  |  |  |  |  |  |  |  |  |  |  |  |  |  | 1.2 |     | 6  | 1 | 0 | 0  | 2  | 0  | 0   | 0   | 0   | 0  | 0  | 10 | 10 | 0.00 | 0.600 |
| Don Schwall, R<br>ERA: 4.0 (7, 1)     |  |  |  |  |  |  |  |  |  |  |  |  |  |  |  |  | 2.0 |     | 9  | 1 | 2 | 2  | 2  | 0  | 1   | 1   | 0   | 1  | 0  | 11 | 16 | 9.00 | 0.500 |

**BOTTOM**

**Atlanta Braves @ San Francisco Giants**  
Candlestick Park, San Francisco, CA


Sat Aug 20 1966, 6:33 AM EDT  
Att. 23,706 - Unknown

|     |    |
|-----|----|
| AB  | 32 |
| R   | 6  |
| H   | 10 |
| RBI | 6  |
| BB  | 4  |
| SO  | 7  |
| LOB | 18 |

WP: 3 PA: 39  
PB: 0 SB: 0  
CS: 0




| 1B | 2B | 3B | HR | SF | SAC | DP | HBP |
|----|----|----|----|----|-----|----|-----|
| 6  | 1  | 1  | 2  | 0  | 2   | 0  | 1   |


| Batter   | 1   | 2                               | 3                            | 4                               | 5                            | 6                               | 7                            | 8                               | 9                            | AB R H RBI BB SO LOB            | TOP   |                                 |                              |                                 |                              |                                  |                                   |                                    |                                  |        |   |    |   |     |    |  |  |  |  |  |  |  |  |  |  |  |
|--|---|---------------------------------|------------------------------|---------------------------------|------------------------------|---------------------------------|------------------------------|---------------------------------|------------------------------|---------------------------------|---|---------------------------------|------------------------------|---------------------------------|------------------------------|----------------------------------|-----------------------------------|------------------------------------|----------------------------------|--------|---|----|---|-----|----|--|--|--|--|--|--|--|--|--|--|--|
| Felipe Alou, R (1, 3)<br>OBP: 0.357, SLG: 0.528    | 0-0<br>F7   |                                 | 0-0<br>4-3                   | 0-0<br>F4                       |                              |                                 | 0-0<br>FC3-6<br>1B           |                                 | 0-0<br>1-3<br>2B             | 5 0 2 0 0 0 2                   | <p><b>Atlanta Braves @ San Francisco Giants</b><br/>Candlestick Park, San Francisco, CA</p> <p>Sun Aug 21 1966, 6:33 AM EDT<br/>Att: 30,740 - Unknown</p> <p>livebaseballscorecards.com</p> <table border="1"> <tr><td>AB</td><td>36</td></tr> <tr><td>R</td><td>4</td></tr> <tr><td>H</td><td>11</td></tr> <tr><td>RBI</td><td>3</td></tr> <tr><td>BB</td><td>2</td></tr> <tr><td>SO</td><td>2</td></tr> <tr><td>LOB</td><td>22</td></tr> </table>  | AB                              | 36                           | R                               | 4                            | H                                | 11                                | RBI                                | 3                                | BB     | 2 | SO | 2 | LOB | 22 |  |  |  |  |  |  |  |  |  |  |  |
| AB   | 36  |                                 |                              |                                 |                              |                                 |                              |                                 |                              |                                 |   |                                 |                              |                                 |                              |                                  |                                   |                                    |                                  |        |   |    |   |     |    |  |  |  |  |  |  |  |  |  |  |  |
| R  | 4   |                                 |                              |                                 |                              |                                 |                              |                                 |                              |                                 |   |                                 |                              |                                 |                              |                                  |                                   |                                    |                                  |        |   |    |   |     |    |  |  |  |  |  |  |  |  |  |  |  |
| H  | 11  |                                 |                              |                                 |                              |                                 |                              |                                 |                              |                                 |   |                                 |                              |                                 |                              |                                  |                                   |                                    |                                  |        |   |    |   |     |    |  |  |  |  |  |  |  |  |  |  |  |
| RBI  | 3   |                                 |                              |                                 |                              |                                 |                              |                                 |                              |                                 |   |                                 |                              |                                 |                              |                                  |                                   |                                    |                                  |        |   |    |   |     |    |  |  |  |  |  |  |  |  |  |  |  |
| BB   | 2   |                                 |                              |                                 |                              |                                 |                              |                                 |                              |                                 |   |                                 |                              |                                 |                              |                                  |                                   |                                    |                                  |        |   |    |   |     |    |  |  |  |  |  |  |  |  |  |  |  |
| SO   | 2   |                                 |                              |                                 |                              |                                 |                              |                                 |                              |                                 |   |                                 |                              |                                 |                              |                                  |                                   |                                    |                                  |        |   |    |   |     |    |  |  |  |  |  |  |  |  |  |  |  |
| LOB  | 22  |                                 |                              |                                 |                              |                                 |                              |                                 |                              |                                 |   |                                 |                              |                                 |                              |                                  |                                   |                                    |                                  |        |   |    |   |     |    |  |  |  |  |  |  |  |  |  |  |  |
| Eddie Mathews, L (1, 5)<br>OBP: 0.332, SLG: 0.363  | 0-0<br>F5   |                                 | 0-0<br>4-3                   |                                 | 0-0<br>E WP<br>1B            |                                 | 0-0<br>FC3-6<br>1-2f         | 0-3<br>K                        | 5 1 1 0 0 1 3                |                                 |   |                                 |                              |                                 |                              |                                  |                                   |                                    |                                  |        |   |    |   |     |    |  |  |  |  |  |  |  |  |  |  |  |
| Hank Aaron, R (1, 9)<br>OBP: 0.366, SLG: 0.547     | 0-0<br>1B   |                                 | 0-0<br>5-3                   |                                 | 0-0<br>1B<br>SF9             |                                 | 0-0<br>F9                    | 0-0<br>F9                       | 5 1 1 0 0 0 4                |                                 |   |                                 |                              |                                 |                              |                                  |                                   |                                    |                                  |        |   |    |   |     |    |  |  |  |  |  |  |  |  |  |  |  |
| Joe Torre, R (1, 2)<br>OBP: 0.372, SLG: 0.545      | 0-3<br>K  |                                 |                              | 0-0<br>1B<br>1B                 | 0-0<br>G4-3<br>1B            |                                 | 0-0<br>F9                    |                                 | 4 1 2 1 0 1 2                |                                 |   |                                 |                              |                                 |                              |                                  |                                   |                                    |                                  |        |   |    |   |     |    |  |  |  |  |  |  |  |  |  |  |  |
| Rico Carty, R (1, 7)<br>OBP: 0.390, SLG: 0.444     |   | 0-0<br>6-3<br>1B<br>1B          |                              | 0-0<br>F9                       | 0-0<br>SF9                   |                                 |                              | 0-0<br>6-3                      | 3 0 1 1 0 0 1                |                                 |   |                                 |                              |                                 |                              |                                  |                                   |                                    |                                  |        |   |    |   |     |    |  |  |  |  |  |  |  |  |  |  |  |
| Mack Jones, L (1, 8)<br>OBP: 0.329, SLG: 0.465     |   | 0-0<br>6-3<br>1-2<br>1B         |                              | 0-0<br>1-2<br>E<br>1B           | 0-0<br>G4-3<br>1-2f          |                                 |                              | 0-0<br>3-1                      | 4 1 2 0 0 0 1                |                                 |   |                                 |                              |                                 |                              |                                  |                                   |                                    |                                  |        |   |    |   |     |    |  |  |  |  |  |  |  |  |  |  |  |
| Denis Menke, R (1, 6)<br>OBP: 0.359, SLG: 0.413    |   | 0-0<br>6-3<br>1-2<br>2-3        |                              | 0-0<br>E7<br>1-H<br>2-H<br>1B   |                              | 0-0<br>F8-3<br>1B               |                              | 0-0<br>5-3                      | 4 0 2 1 0 0 2                |                                 |   |                                 |                              |                                 |                              |                                  |                                   |                                    |                                  |        |   |    |   |     |    |  |  |  |  |  |  |  |  |  |  |  |
| Woody Woodward, R (1, 4)<br>OBP: 0.326, SLG: 0.326 |   | 0-0<br>F4                       |                              | 4-0<br>BB<br>BB<br>BB<br>BB     |                              | 0-0<br>F8-3<br>1-2              |                              | 0-0<br>L4-3                     | 2 0 0 0 1 0 3                |                                 |   |                                 |                              |                                 |                              |                                  |                                   |                                    |                                  |        |   |    |   |     |    |  |  |  |  |  |  |  |  |  |  |  |
| Ty Cline, L (9, PH)<br>OBP: 0.400, SLG: 0.400      |   |                                 |                              |                                 |                              |                                 |                              |                                 | 1 0 0 0 0 0 0                |                                 |   |                                 |                              |                                 |                              |                                  |                                   |                                    |                                  |        |   |    |   |     |    |  |  |  |  |  |  |  |  |  |  |  |
| Ken Johnson, R (1, 1)<br>OBP: 0.118, SLG: 0.200    |   | 0-0<br>5-3                      |                              | 0-0<br>F6                       |                              | 0-0<br>F3                       |                              | 4-0<br>2B<br>BB                 | 3 0 0 0 0 0 4                |                                 |   |                                 |                              |                                 |                              |                                  |                                   |                                    |                                  |        |   |    |   |     |    |  |  |  |  |  |  |  |  |  |  |  |
| Clay Carroll, R (6, 1)                             |   |                                 |                              |                                 |                              |                                 |                              |                                 | 0 0 0 0 0 0 0                |                                 |   |                                 |                              |                                 |                              |                                  |                                   |                                    |                                  |        |   |    |   |     |    |  |  |  |  |  |  |  |  |  |  |  |
| Ted Abernathy, R (6, 1)<br>OBP: 0.231, SLG: 0.167  |   |                                 |                              |                                 |                              |                                 |                              |                                 | 0 0 0 0 0 0 0                |                                 |   |                                 |                              |                                 |                              |                                  |                                   |                                    |                                  |        |   |    |   |     |    |  |  |  |  |  |  |  |  |  |  |  |
| Gary Geiger, L (9, PH)<br>OBP: 0.349, SLG: 0.422   |   |                                 |                              |                                 |                              |                                 |                              |                                 | 0 0 0 0 1 0 0                |                                 |   |                                 |                              |                                 |                              |                                  |                                   |                                    |                                  |        |   |    |   |     |    |  |  |  |  |  |  |  |  |  |  |  |
| <b>Inning Stats</b>                                | R: 0<br>E: 0<br>K: 1<br>S: 6                          | H: 1<br>LOB: 1<br>BB: 0<br>P: 6 | R: 0<br>E: 0<br>K: 0<br>S: 5 | H: 2<br>LOB: 2<br>BB: 0<br>P: 5 | R: 0<br>E: 0<br>K: 0<br>S: 3 | H: 0<br>LOB: 0<br>BB: 0<br>P: 3 | R: 2<br>E: 1<br>K: 0<br>S: 5 | H: 2<br>LOB: 0<br>BB: 0<br>P: 5 | R: 0<br>E: 0<br>K: 0<br>S: 3 | H: 1<br>LOB: 0<br>BB: 0<br>P: 3 | R: 0<br>E: 0<br>K: 0<br>S: 4  | H: 1<br>LOB: 1<br>BB: 0<br>P: 4 | R: 0<br>E: 0<br>K: 0<br>S: 3 | H: 0<br>LOB: 0<br>BB: 0<br>P: 3 | R: 0<br>E: 0<br>K: 1<br>S: 6 | H: 1<br>LOB: 2<br>BB: 1<br>P: 10 | 1B: 10<br>2B: 2<br>3B: 0<br>HR: 0 | SF: 1<br>SAC: 0<br>DP: 2<br>HBP: 0 | WP: 1<br>PB: 0<br>SB: 0<br>CS: 0 | PA: 39 |   |    |   |     |    |  |  |  |  |  |  |  |  |  |  |  |
| <b>PITCHER</b>                                     | IP WLS BF H R ER SO BB IBB HBP BLK WP HR S P ERA WHIP |                                 |                              |                                 |                              |                                 |                              |                                 |                              |                                 |   |                                 |                              |                                 |                              |                                  |                                   |                                    |                                  |        |   |    |   |     |    |  |  |  |  |  |  |  |  |  |  |  |
| Ron Herbel, R (1, 1)<br>ERA: 4.28                  | 4.0   |                                 | 22                           | 8                               | 4                            | 2                               | 1                            | 1                               | 0                            | 0                               | 0   | 1                               | 0                            | 23                              | 27                           | 4.50                             | 2.250                             |                                    |                                  |        |   |    |   |     |    |  |  |  |  |  |  |  |  |  |  |  |
| Bob Priddy, R (5, 1)<br>ERA: 4.11                  | 2.0   | W                               | 5                            | 1                               | 0                            | 0                               | 0                            | 0                               | 0                            | 0                               | 0   | 0                               | 0                            | 5                               | 5                            | 0.00                             | 0.500                             |                                    |                                  |        |   |    |   |     |    |  |  |  |  |  |  |  |  |  |  |  |
| Frank Linzy, R (7, 1)<br>ERA: 2.75                 | 3.0   | S                               | 12                           | 2                               | 0                            | 0                               | 1                            | 1                               | 0                            | 0                               | 0   | 0                               | 0                            | 13                              | 17                           | 0.00                             | 1.000                             |                                    |                                  |        |   |    |   |     |    |  |  |  |  |  |  |  |  |  |  |  |

| Batter  | 1                      | 2         | 3                       | 4                     | 5         | 6                             | 7          | 8                        | 9 |
|---|------------------------|-----------|-------------------------|-----------------------|-----------|-------------------------------|------------|--------------------------|---|
| Tito Fuentes, S<br>OBP: 0.284, SLG: 0.346<br>(1, 6)   | 0-0<br>1B<br>SF8<br>1B |           | 0-0<br>3-1              |                       | 0-0<br>F8 | 0-0<br>SF9                    |            | 0-0<br>SH1-3<br>HR<br>1B |   |
| Len Gabrielson, L<br>OBP: 0.276, SLG: 0.300<br>Ollie Brown, R<br>OBP: 0.288, SLG: 0.297<br>(1, 7)<br>(9, 9)   | 0-0<br>F8<br>1-3<br>1B |           | 0-0<br>PB<br>1B<br>1B   |                       | 0-0<br>F3 | 0-0<br>SF8                    |            | 0-0<br>SH1-3<br>1-2      |   |
| Willie Mays, R<br>OBP: 0.369, SLG: 0.585<br>(1, 8)  | 0-0<br>SF8<br>3-H      |           | 0-0<br>F2<br>1-2        |                       | 4-0<br>BB | 4-0<br>WP<br>BB               |            | 0-0<br>F3                |   |
| Willie McCovey, L<br>OBP: 0.397, SLG: 0.569<br>(1, 3)   | 0-0<br>F8<br>2-3       |           | 4-0<br>1B<br>IBB        |                       | 0-0<br>F8 | 4-0<br>BB                     |            | 4-0<br>HR<br>IBB         |   |
| Jim Ray Hart, R<br>OBP: 0.344, SLG: 0.507<br>(1, 5)   | 0-0<br>6-3             |           | 0-0<br>1-3<br>2-H<br>1B |                       |           | E5<br>1B<br>1B                |            | 0-0<br>HR<br>1-H<br>2-H  |   |
| Tom Haller, L<br>OBP: 0.315, SLG: 0.480<br>(1, 2)   |                        | 0-0<br>F6 | 0-0<br>4-3              |                       |           | 0-0<br>PB<br>1B<br>1B         | 4-0<br>BB  | 0-0<br>3-1               |   |
| Jesus Alou, R<br>OBP: 0.266, SLG: 0.281<br>(1, 9)<br>(9, 7)   |                        | 0-0<br>1B |                         | 0-0<br>G1-6-3<br>1B   |           | 0-0<br>1B<br>PB<br>SF9<br>1B  | 0-0<br>F8  |                          |   |
| Hal Lanier, R<br>OBP: 0.258, SLG: 0.292<br>(1, 4)   |                        | 0-0<br>F5 |                         | 0-0<br>G1-6-3<br>1-2f |           | 0-0<br>SF9<br>SH<br>SF8<br>1B | 0-0<br>F7  |                          |   |
| Ron Herbel, R<br>OBP: 0.054, SLG: 0.028<br>Bob Priddy, R<br>OBP: 0.267, SLG: 0.214<br>Jim Davenport, R<br>OBP: 0.304, SLG: 0.385<br>Frank Linzy, R<br>OBP: 0.176, SLG: 0.294<br>(1, 1)<br>(5, 1)<br>(6, PH)<br>(7, 1) |                        | 0-3<br>K  |                         | 0-0<br>1-3            |           | 0-0<br>SH<br>WP<br>BB         | 0-0<br>1-3 |                          |   |

| AB | R | H | RBI | BB | SO | LOB |
|----|---|---|-----|----|----|-----|
| 4  | 2 | 2 | 1   | 0  | 0  | 0   |
| 3  | 1 | 2 | 1   | 0  | 0  | 0   |
| 0  | 0 | 0 | 0   | 0  | 0  | 0   |
| 2  | 0 | 0 | 1   | 2  | 0  | 2   |
| 2  | 1 | 0 | 0   | 3  | 0  | 2   |
| 5  | 2 | 2 | 4   | 0  | 0  | 4   |
| 4  | 1 | 1 | 0   | 1  | 0  | 2   |
| 4  | 1 | 3 | 1   | 0  | 0  | 1   |
| 4  | 1 | 1 | 1   | 0  | 0  | 3   |
| 2  | 0 | 0 | 0   | 0  | 1  | 1   |
| 0  | 0 | 0 | 0   | 0  | 0  | 0   |
| 0  | 0 | 0 | 0   | 0  | 0  | 0   |
| 1  | 0 | 0 | 0   | 0  | 0  | 1   |

| BOTTOM   |  |
|--|--|
| <b>Atlanta Braves @ San Francisco Giants</b><br>Candlestick Park, San Francisco, CA<br>Sun Aug 21 1966, 6:33 AM EDT<br>Att. 30,740 - Unknown |  |
| <b>AB</b> 31<br><b>R</b> 9<br><b>H</b> 11<br><b>RBI</b> 9<br><b>BB</b> 6<br><b>SO</b> 1<br><b>LOB</b> 16                                     | <b>WP:</b> 1<br><b>PB:</b> 2<br><b>SB:</b> 0<br><b>CS:</b> 0 |
|   |  |

| Inning Stats  |  | R: 1  | H: 2                    | E: 0                           | K: 0                                | S: 5                             | R: 0                     | H: 1  | E: 0                    | K: 1                           | S: 6                                | R: 0                             | H: 1                     | E: 0  | K: 0                    | S: 3                           | R: 0                                | H: 0                             | E: 0                     | K: 0  | S: 3                    | R: 0                           | H: 3                                | E: 1                             | K: 0                     | S: 8  | R: 0                    | H: 0                           | E: 0                                | K: 0                             | S: 3                     | R: 3  | H: 2                    | E: 0                           | K: 0                                | S: 5                             |                          |
|---|--|---|-------------------------|--------------------------------|-------------------------------------|----------------------------------|--------------------------|---|-------------------------|--------------------------------|-------------------------------------|----------------------------------|--------------------------|---|-------------------------|--------------------------------|-------------------------------------|----------------------------------|--------------------------|---|-------------------------|--------------------------------|-------------------------------------|----------------------------------|--------------------------|---|-------------------------|--------------------------------|-------------------------------------|----------------------------------|--------------------------|---|-------------------------|--------------------------------|-------------------------------------|----------------------------------|--------------------------|
| <b>PITCHER</b><br>Ken Johnson, R (1, 1) ERA: 3.24<br>Clay Carroll, R (6, 1) ERA: 2.21<br>Ted Abernathy, R (6, 1) ERA: 4.5 |  | IP: 5.0<br>WLS: L<br>BF: 24<br>H: 7<br>R: 4<br>ER: 4<br>SO: 1 | LOB: 1<br>BB: 0<br>P: 5 | H: 7<br>R: 4<br>ER: 4<br>SO: 1 | BB: 1<br>IBB: 1<br>HBP: 0<br>BLK: 0 | WP: 0<br>HR: 0<br>S: 24<br>P: 32 | ERA: 7.20<br>WHIP: 1.600 | IP: 3.0<br>WLS: L<br>BF: 15<br>H: 2<br>R: 5<br>ER: 3<br>SO: 0 | LOB: 1<br>BB: 0<br>P: 6 | H: 2<br>R: 1<br>ER: 1<br>SO: 0 | BB: 1<br>IBB: 0<br>HBP: 0<br>BLK: 0 | WP: 1<br>HR: 0<br>S: 11<br>P: 27 | ERA: 9.00<br>WHIP: 1.667 | IP: 5.0<br>WLS: L<br>BF: 24<br>H: 7<br>R: 4<br>ER: 4<br>SO: 1 | LOB: 1<br>BB: 0<br>P: 5 | H: 7<br>R: 4<br>ER: 4<br>SO: 1 | BB: 1<br>IBB: 1<br>HBP: 0<br>BLK: 0 | WP: 0<br>HR: 0<br>S: 24<br>P: 32 | ERA: 7.20<br>WHIP: 1.600 | IP: 3.0<br>WLS: L<br>BF: 15<br>H: 2<br>R: 5<br>ER: 3<br>SO: 0 | LOB: 1<br>BB: 0<br>P: 6 | H: 2<br>R: 1<br>ER: 1<br>SO: 0 | BB: 1<br>IBB: 0<br>HBP: 0<br>BLK: 0 | WP: 1<br>HR: 0<br>S: 11<br>P: 27 | ERA: 9.00<br>WHIP: 1.667 | IP: 5.0<br>WLS: L<br>BF: 24<br>H: 7<br>R: 4<br>ER: 4<br>SO: 1 | LOB: 1<br>BB: 0<br>P: 5 | H: 7<br>R: 4<br>ER: 4<br>SO: 1 | BB: 1<br>IBB: 1<br>HBP: 0<br>BLK: 0 | WP: 0<br>HR: 0<br>S: 24<br>P: 32 | ERA: 7.20<br>WHIP: 1.600 | IP: 3.0<br>WLS: L<br>BF: 15<br>H: 2<br>R: 5<br>ER: 3<br>SO: 0 | LOB: 1<br>BB: 0<br>P: 6 | H: 2<br>R: 1<br>ER: 1<br>SO: 0 | BB: 1<br>IBB: 0<br>HBP: 0<br>BLK: 0 | WP: 1<br>HR: 0<br>S: 11<br>P: 27 | ERA: 9.00<br>WHIP: 1.667 |

| Batter   | 1   | 2                               | 3                                 | 4                               | 5                            | 6                               | 7                             | 8                                | 9                            | AB R H RBI BB SO LOB   | TOP   |                                 |                              |                                  |                              |                                 |                              |                                 |                                  |                                    |  |   |          |            |           |
|--|---|---------------------------------|-----------------------------------|---------------------------------|------------------------------|---------------------------------|-------------------------------|----------------------------------|------------------------------|--|---|---------------------------------|------------------------------|----------------------------------|------------------------------|---------------------------------|------------------------------|---------------------------------|----------------------------------|------------------------------------|--|---|----------|------------|-----------|
| Tommy Harper, R<br>OBP: 0.357, SLG: 0.374<br>(1, 9)<br>(8, 7)  | 0-0<br>6-3  |                                 | 0-0<br>SH1-3<br>1-2<br>2-3        |                                 | 0-0<br>F8                    |                                 | 0-0<br>SH1-4<br>1-2           |                                  | 0-0<br>6-3<br>1-2            | 3 0 0 0 0 0 1  | <p><b>Cincinnati Reds @ San Francisco Giants</b><br/>Candlestick Park, San Francisco, CA</p> <p>Mon Aug 22 1966, 6:33 AM EDT<br/>Att: 11,446 - Unknown</p> <p>livebaseballscorecards.com</p> <table border="0"> <tr><td><b>AB</b></td><td><b>35</b></td></tr> <tr><td><b>R</b></td><td><b>2</b></td></tr> <tr><td><b>H</b></td><td><b>8</b></td></tr> <tr><td><b>RBI</b></td><td><b>2</b></td></tr> <tr><td><b>BB</b></td><td><b>2</b></td></tr> <tr><td><b>SO</b></td><td><b>5</b></td></tr> <tr><td><b>LOB</b></td><td><b>23</b></td></tr> </table>  | <b>AB</b>                       | <b>35</b>                    | <b>R</b>                         | <b>2</b>                     | <b>H</b>                        | <b>8</b>                     | <b>RBI</b>                      | <b>2</b>                         | <b>BB</b>                          | <b>2</b>                                 | <b>SO</b>   | <b>5</b> | <b>LOB</b> | <b>23</b> |
| <b>AB</b>  | <b>35</b>   |                                 |                                   |                                 |                              |                                 |                               |                                  |                              |  |   |                                 |                              |                                  |                              |                                 |                              |                                 |                                  |                                    |  |   |          |            |           |
| <b>R</b>   | <b>2</b>  |                                 |                                   |                                 |                              |                                 |                               |                                  |                              |  |   |                                 |                              |                                  |                              |                                 |                              |                                 |                                  |                                    |  |   |          |            |           |
| <b>H</b>   | <b>8</b>  |                                 |                                   |                                 |                              |                                 |                               |                                  |                              |  |   |                                 |                              |                                  |                              |                                 |                              |                                 |                                  |                                    |  |   |          |            |           |
| <b>RBI</b>   | <b>2</b>  |                                 |                                   |                                 |                              |                                 |                               |                                  |                              |  |   |                                 |                              |                                  |                              |                                 |                              |                                 |                                  |                                    |  |   |          |            |           |
| <b>BB</b>  | <b>2</b>  |                                 |                                   |                                 |                              |                                 |                               |                                  |                              |  |   |                                 |                              |                                  |                              |                                 |                              |                                 |                                  |                                    |  |   |          |            |           |
| <b>SO</b>  | <b>5</b>  |                                 |                                   |                                 |                              |                                 |                               |                                  |                              |  |   |                                 |                              |                                  |                              |                                 |                              |                                 |                                  |                                    |  |   |          |            |           |
| <b>LOB</b>   | <b>23</b>   |                                 |                                   |                                 |                              |                                 |                               |                                  |                              |  |   |                                 |                              |                                  |                              |                                 |                              |                                 |                                  |                                    |  |   |          |            |           |
| Vada Pinson, L<br>OBP: 0.329, SLG: 0.423<br>(1, 8)   | 0-0<br>F9   |                                 | 0-0<br>G4-6-3<br>1B<br>2-3<br>3-H |                                 | 0-0<br>F8                    |                                 | 0-3<br>K                      |                                  | 0-0<br>F8                    | 5 0 1 1 0 1 3  |   |                                 |                              |                                  |                              |                                 |                              |                                 |                                  |                                    |  |   |          |            |           |
| Pete Rose, S<br>OBP: 0.336, SLG: 0.432<br>(1, 4)   | 0-0<br>F8   |                                 | 0-0<br>G4-6-3<br>1-2f             |                                 | 0-0<br>4-3                   |                                 | 4-0<br>E<br>BB                |                                  | 0-3<br>K                     | 4 0 0 0 1 1 4  |   |                                 |                              |                                  |                              |                                 |                              |                                 |                                  |                                    |  |   |          |            |           |
| Deron Johnson, R<br>OBP: 0.300, SLG: 0.417<br>(1, 7)<br>(8, 3)   |   | 0-0<br>FC6-4<br>1B              |                                   | 0-3<br>K                        |                              | 0-0<br>FC1-6<br>1B              |                               | 0-0<br>E5<br>1-2<br>2-3          |                              | 4 0 2 0 0 1 2  |   |                                 |                              |                                  |                              |                                 |                              |                                 |                                  |                                    |  |   |          |            |           |
| Tommy Helms, R<br>OBP: 0.332, SLG: 0.419<br>(1, 5)   |   | 0-0<br>FC6-4<br>FC5-4<br>1-2f   |                                   | 0-0<br>F6                       |                              | 0-0<br>FC1-6<br>1B<br>1-2f      |                               | 0-0<br>F4                        |                              | 4 0 0 0 0 0 5  |   |                                 |                              |                                  |                              |                                 |                              |                                 |                                  |                                    |  |   |          |            |           |
| Tony Perez, R<br>OBP: 0.301, SLG: 0.389<br>Mel Queen, L<br>OBP: 0.228, SLG: 0.149<br>(1, 3)<br>(8, PH)<br>(8, 9)   |   | 0-0<br>FC5-4<br>S<br>1-2f       |                                   | 0-0<br>E6<br>1B<br>1B           |                              | 0-3<br>K                        |                               | 0-0<br>4-3                       |                              | 3 1 0 0 0 1 2<br>1 0 0 0 0 0 0   |   |                                 |                              |                                  |                              |                                 |                              |                                 |                                  |                                    |  |   |          |            |           |
| Jimmie Coker, R<br>OBP: 0.301, SLG: 0.425<br>Art Shamsky, L<br>OBP: 0.328, SLG: 0.562<br>Johnny Edwards, L<br>OBP: 0.277, SLG: 0.302<br>(1, 2)<br>(8, PH)<br>(8, 2)  |   | 0-0<br>6-3<br>1-2               |                                   | 0-0<br>1B<br>1B                 |                              | 0-0<br>1B<br>1-2<br>1B          |                               | 0-0<br>F6                        |                              | 3 0 2 0 0 0 1<br>1 0 0 0 0 0 0<br>0 0 0 0 0 0 0  |   |                                 |                              |                                  |                              |                                 |                              |                                 |                                  |                                    |  |   |          |            |           |
| Leo Cardenas, R<br>OBP: 0.320, SLG: 0.416<br>(1, 6)  |   |                                 | 4-0<br>SH1-3<br>E<br>1B<br>BB     |                                 | 0-0<br>1-2<br>1B<br>3-H      |                                 | 0-0<br>F4                     |                                  | 0-0<br>6-3                   | 3 1 1 1 1 0 2  |   |                                 |                              |                                  |                              |                                 |                              |                                 |                                  |                                    |  |   |          |            |           |
| Sammy Ellis, L<br>OBP: 0.172, SLG: 0.111<br>Giraldo Ruiz, S<br>OBP: 0.253, SLG: 0.230<br>Billy McCool, R<br>OBP: 0.235, SLG: 0.188<br>Don Nottebart, R<br>OBP: 0.143, SLG: 0.100<br>Gordy Coleman, L<br>OBP: 0.305, SLG: 0.338<br>Darrell Osbert, R<br>OBP: 0.500, SLG: 0.500<br>(1, 1)<br>(7, PH)<br>(7, 1)<br>(8, 1)<br>(9, PH)<br>(9, PR) |   |                                 | 0-0<br>E1<br>1B<br>SH1-3<br>1-2   |                                 | 0-3<br>K                     |                                 | 0-0<br>E<br>SH1-4<br>1B       |                                  | 0-0<br>6-3<br>1B             | 2 0 0 0 0 1 3<br>1 0 1 0 0 0 0<br>0 0 0 0 0 0 0<br>0 0 0 0 0 0 0<br>1 0 1 0 0 0 0<br>0 0 0 0 0 0 0 |   |                                 |                              |                                  |                              |                                 |                              |                                 |                                  |                                    |  |   |          |            |           |
| <b>Inning Stats</b>  | R: 0<br>E: 0<br>K: 0<br>S: 3  | H: 0<br>LOB: 0<br>BB: 0<br>P: 3 | R: 0<br>E: 0<br>K: 0<br>S: 4      | H: 1<br>LOB: 1<br>BB: 0<br>P: 4 | R: 1<br>E: 1<br>K: 0<br>S: 4 | H: 1<br>LOB: 1<br>BB: 1<br>P: 8 | R: 1<br>E: 1<br>K: 2<br>S: 10 | H: 2<br>LOB: 2<br>BB: 0<br>P: 10 | R: 0<br>E: 0<br>K: 0<br>S: 3 | H: 0<br>LOB: 0<br>BB: 0<br>P: 3  | R: 0<br>E: 0<br>K: 1<br>S: 7  | H: 2<br>LOB: 2<br>BB: 0<br>P: 7 | R: 0<br>E: 1<br>K: 1<br>S: 7 | H: 1<br>LOB: 3<br>BB: 1<br>P: 11 | R: 0<br>E: 0<br>K: 0<br>S: 3 | H: 0<br>LOB: 0<br>BB: 0<br>P: 3 | R: 0<br>E: 0<br>K: 1<br>S: 6 | H: 1<br>LOB: 2<br>BB: 0<br>P: 6 | 1B: 8<br>2B: 0<br>3B: 0<br>HR: 0 | SF: 0<br>SAC: 2<br>DP: 1<br>HBP: 0 | WP: 0<br>PB: 0<br>SB: 1<br>CS: 0         | PA: 39  |          |            |           |
| <b>PITCHER</b>   | IP<br>WLS<br>BF<br>H<br>R<br>ER<br>SO<br>BB<br>IBB<br>HBP<br>BLK<br>WP<br>HR<br>S<br>P<br>ERA<br>WHIP |                                 |                                   |                                 |                              |                                 |                               |                                  |                              |  |   |                                 |                              |                                  |                              |                                 |                              |                                 |                                  |                                    | <b>PITCHER</b>                           | IP<br>WLS<br>BF<br>H<br>R<br>ER<br>SO<br>BB<br>IBB<br>HBP<br>BLK<br>WP<br>HR<br>S<br>P<br>ERA<br>WHIP |          |            |           |
| Joe Gibbon, L<br>ERA: 3.72<br>(1, 1)   | 5.0<br>W<br>21<br>4<br>2<br>0<br>2<br>1<br>0<br>0<br>0<br>0<br>0<br>0<br>24<br>28<br>0.00<br>1.000    |                                 |                                   |                                 |                              |                                 |                               |                                  |                              |  |   |                                 |                              |                                  |                              |                                 |                              |                                 |                                  |                                    | Lindy McDaniel, R<br>ERA: 2.93<br>(6, 1) | 4.0<br>S<br>18<br>4<br>0<br>0<br>3<br>1<br>0<br>0<br>0<br>0<br>0<br>0<br>23<br>27<br>0.00<br>1.250    |          |            |           |

| Batter   | 1      | 2      | 3      | 4    | 5      | 6   | 7         | 8         | 9   | AB | R | H | RBI | BB | SO | LOB |
|--|--------|--------|--------|------|--------|-----|-----------|-----------|-----|----|---|---|-----|----|----|-----|
| Tito Fuentes, S (1, 6)<br>OBP: 0.281, SLG: 0.342   | 0-0 F2 | 0-0 F7 |        |      | 0-0 F4 |     | 0-0 FC6-4 |           |     | 4  | 0 | 0 | 0   | 0  | 0  | 5   |
| Len Gabrielson, L (1, 7)<br>OBP: 0.276, SLG: 0.301 | 0-0 F6 |        | 0-0 G3 |      | 0-0    |     | 0-0 FC6-4 |           |     | 3  | 0 | 1 | 1   | 0  | 0  | 0   |
| Cap Peterson, R (7, PH)<br>OBP: 0.299, SLG: 0.329  |        |        |        |      | 1-3    |     |           |           |     | 1  | 0 | 0 | 0   | 0  | 0  | 1   |
| Ollie Brown, R (8, 9)<br>OBP: 0.288, SLG: 0.297    |        |        |        |      | 3-H    |     |           |           |     | 0  | 0 | 0 | 0   | 0  | 0  | 0   |
| Willie Mays, R (1, 8)<br>OBP: 0.368, SLG: 0.581    | 0-3 K  |        | 0-0 F4 |      | 0-0    |     | 0-0 G6-3  |           | 4-0 | 3  | 0 | 0 | 0   | 1  | 1  | 2   |
| Willie McCovey, L (1, 3)<br>OBP: 0.394, SLG: 0.564 |        | 0-0 F2 | 0-0 F4 |      | 0-3    |     |           | 0-0 FC4-6 |     | 3  | 0 | 0 | 0   | 0  | 1  | 0   |
| Bob Burda, L (7, 3)<br>OBP: 0.227, SLG: 0.238      |        |        |        |      |        |     |           | 2B        |     | 1  | 1 | 0 | 0   | 0  | 0  | 1   |
| Jim Ray Hart, R (1, 5)<br>OBP: 0.347, SLG: 0.517   |        | 0-0    |        | 4-0  |        | 0-0 |           | 0-0       |     | 3  | 2 | 2 | 1   | 1  | 0  | 0   |
| Tom Haller, L (1, 2)<br>OBP: 0.317, SLG: 0.478     |        | 0-0 F7 |        | L4-3 |        | 0-0 |           | 1-3       |     | 2  | 0 | 0 | 0   | 2  | 0  | 1   |
| Jesus Alou, R (1, 9)<br>OBP: 0.266, SLG: 0.285     |        | 0-0    |        |      | 0-0    |     | 0-0       |           | 0-3 | 4  | 1 | 1 | 0   | 0  | 1  | 4   |
| Hal Lanier, R (1, 4)<br>OBP: 0.266, SLG: 0.298     |        | 4-0    |        |      | 0-0    |     | 0-0       |           | 0-0 | 3  | 1 | 3 | 2   | 1  | 0  | 0   |
| Joe Gibbon, R (1, 1)<br>OBP: 0.267, SLG: 0.214     |        | 0-0    |        |      | 0-0    |     | 0-0       |           | 0-0 | 2  | 0 | 2 | 1   | 0  | 0  | 0   |
| Don Mason, L (5, PR)<br>OBP: 0.125, SLG: 0.250     |        |        |        |      | 1-3    |     |           |           | 0-0 | 0  | 0 | 0 | 0   | 0  | 0  | 0   |
| Lindy McDaniel, R (6, 1)<br>OBP: 0.059, SLG: 0.059 |        | 1-3    |        |      | 2-H    |     |           |           | 0-0 | 2  | 0 | 0 | 0   | 0  | 0  | 3   |

| Inning Stats | R: 0   | H: 0  | E: 0 | K: 1  | S: 5  | R: 2   | H: 3  | E: 0 | K: 0  | S: 6  | R: 0   | H: 0  | E: 0 | K: 0  | S: 3  | R: 0   | H: 0  | E: 0 | K: 0  | S: 2  | R: 1   | H: 3  | E: 1 | K: 0  | S: 5  | R: 0   | H: 0  | E: 0 | K: 1  | S: 5  | R: 0   | H: 1  | E: 0  | K: 0  | S: 4  | R: 2   | H: 2  | E: 0 | K: 1 | S: 7 |
|--------------|--------|-------|------|-------|-------|--------|-------|------|-------|-------|--------|-------|------|-------|-------|--------|-------|------|-------|-------|--------|-------|------|-------|-------|--------|-------|------|-------|-------|--------|-------|-------|-------|-------|--------|-------|------|------|------|
|              | LOB: 0 | BB: 0 | P: 5 | ER: 0 | SO: 2 | LOB: 0 | BB: 1 | P: 3 | ER: 0 | SO: 2 | LOB: 1 | BB: 1 | P: 6 | ER: 0 | SO: 2 | LOB: 2 | BB: 2 | P: 5 | ER: 0 | SO: 1 | LOB: 1 | BB: 1 | P: 9 | ER: 0 | SO: 1 | LOB: 1 | BB: 1 | P: 4 | ER: 0 | SO: 2 | LOB: 2 | BB: 2 | P: 15 | ER: 0 | SO: 0 | LOB: 0 | BB: 0 | P: 0 |      |      |

| PITCHER                              | IP  | WLS | BF | H | R | ER | SO | BB | IBB | HBP | BLK | WP | HR | S  | P  | ERA   | WHIP  |
|--------------------------------------|-----|-----|----|---|---|----|----|----|-----|-----|-----|----|----|----|----|-------|-------|
| Sammy Ellis, R (1, 1)<br>ERA: 4.99   | 6.0 | L   | 25 | 6 | 3 | 3  | 2  | 2  | 1   | 0   | 0   | 0  | 1  | 26 | 38 | 4.50  | 1.333 |
| Billy McCool, L (7, 1)<br>ERA: 2.47  | 1.1 |     | 8  | 2 | 2 | 2  | 0  | 1  | 1   | 0   | 0   | 0  | 0  | 6  | 14 | 13.50 | 2.250 |
| Don Nottebart, R (8, 1)<br>ERA: 2.32 | 0.2 |     | 3  | 1 | 0 | 0  | 1  | 0  | 0   | 0   | 0   | 0  | 0  | 5  | 5  | 0.00  | 1.500 |

**BOTTOM**

**Cincinnati Reds @ San Francisco Giants**  
Candlestick Park, San Francisco, CA


Mon Aug 22 1966, 6:33 AM EDT  
Att. 11,446 - Unknown

|     |    |
|-----|----|
| AB  | 31 |
| R   | 5  |
| H   | 9  |
| RBI | 5  |
| BB  | 5  |
| SO  | 3  |
| LOB | 17 |


livebaseballscorecards.com



| WP | PA | ERA | WHIP |
|----|----|-----|------|
| 0  | 36 |     |      |

| Batter   | 1                            | 2                               | 3                            | 4                               | 5                            | 6                               | 7                            | 8                               | 9                            | AB R H RBI BB SO LOB            | TOP  |                                 |                              |                                 |                              |                                 |                              |                                 |                                  |                                    |                                  |        |                |           |          |          |        |        |         |         |         |          |          |          |         |         |         |         |             |               |
|--|------------------------------|---------------------------------|------------------------------|---------------------------------|------------------------------|---------------------------------|------------------------------|---------------------------------|------------------------------|---------------------------------|--|---------------------------------|------------------------------|---------------------------------|------------------------------|---------------------------------|------------------------------|---------------------------------|----------------------------------|------------------------------------|----------------------------------|--------|----------------|-----------|----------|----------|--------|--------|---------|---------|---------|----------|----------|----------|---------|---------|---------|---------|-------------|---------------|
| Tommy Harper, R (1, 9)<br>OBP: 0.356, SLG: 0.375       | 0-0<br>6-3                   |                                 | 0-0<br>1-3<br>2B             |                                 | 0-0<br>1-3                   |                                 | 0-0<br>F9                    |                                 |                              | 4 0 1 0 0 0 1                   | <p><b>Cincinnati Reds @ San Francisco Giants</b><br/>Candlestick Park, San Francisco, CA</p> <p>Tue Aug 23 1966, 10:05 PM EDT<br/>Att: 18,020 - Unknown</p> <p>livebaseballscorecards.com</p> <table border="1"> <tr><td>AB</td><td>35</td></tr> <tr><td>R</td><td>3</td></tr> <tr><td>H</td><td>8</td></tr> <tr><td>RBI</td><td>3</td></tr> <tr><td>BB</td><td>0</td></tr> <tr><td>SO</td><td>6</td></tr> <tr><td>LOB</td><td>13</td></tr> </table>  | AB                              | 35                           | R                               | 3                            | H                               | 8                            | RBI                             | 3                                | BB                                 | 0                                | SO     | 6              | LOB       | 13       |          |        |        |         |         |         |          |          |          |         |         |         |         |             |               |
| AB   | 35                           |                                 |                              |                                 |                              |                                 |                              |                                 |                              |                                 |  |                                 |                              |                                 |                              |                                 |                              |                                 |                                  |                                    |                                  |        |                |           |          |          |        |        |         |         |         |          |          |          |         |         |         |         |             |               |
| R  | 3                            |                                 |                              |                                 |                              |                                 |                              |                                 |                              |                                 |  |                                 |                              |                                 |                              |                                 |                              |                                 |                                  |                                    |                                  |        |                |           |          |          |        |        |         |         |         |          |          |          |         |         |         |         |             |               |
| H  | 8                            |                                 |                              |                                 |                              |                                 |                              |                                 |                              |                                 |  |                                 |                              |                                 |                              |                                 |                              |                                 |                                  |                                    |                                  |        |                |           |          |          |        |        |         |         |         |          |          |          |         |         |         |         |             |               |
| RBI  | 3                            |                                 |                              |                                 |                              |                                 |                              |                                 |                              |                                 |  |                                 |                              |                                 |                              |                                 |                              |                                 |                                  |                                    |                                  |        |                |           |          |          |        |        |         |         |         |          |          |          |         |         |         |         |             |               |
| BB   | 0                            |                                 |                              |                                 |                              |                                 |                              |                                 |                              |                                 |  |                                 |                              |                                 |                              |                                 |                              |                                 |                                  |                                    |                                  |        |                |           |          |          |        |        |         |         |         |          |          |          |         |         |         |         |             |               |
| SO   | 6                            |                                 |                              |                                 |                              |                                 |                              |                                 |                              |                                 |  |                                 |                              |                                 |                              |                                 |                              |                                 |                                  |                                    |                                  |        |                |           |          |          |        |        |         |         |         |          |          |          |         |         |         |         |             |               |
| LOB  | 13                           |                                 |                              |                                 |                              |                                 |                              |                                 |                              |                                 |  |                                 |                              |                                 |                              |                                 |                              |                                 |                                  |                                    |                                  |        |                |           |          |          |        |        |         |         |         |          |          |          |         |         |         |         |             |               |
| Pete Rose, S (1, 4)<br>OBP: 0.334, SLG: 0.429          | 0-0<br>4-3                   |                                 | 0-0<br>F7                    |                                 | 0-0<br>F7                    |                                 | 0-3<br>K                     |                                 |                              | 4 0 0 0 0 1 3                   |  |                                 |                              |                                 |                              |                                 |                              |                                 |                                  |                                    |                                  |        |                |           |          |          |        |        |         |         |         |          |          |          |         |         |         |         |             |               |
| Vada Pinson, L (1, 8)<br>OBP: 0.327, SLG: 0.419        | 0-0<br>F3                    |                                 | 0-0<br>F7                    |                                 | 0-0<br>F7                    |                                 |                              | 0-0<br>G3                       |                              | 4 0 0 0 0 0 2                   |  |                                 |                              |                                 |                              |                                 |                              |                                 |                                  |                                    |                                  |        |                |           |          |          |        |        |         |         |         |          |          |          |         |         |         |         |             |               |
| Deron Johnson, R (1, 3)<br>OBP: 0.304, SLG: 0.430      |                              | 0-0<br>HR                       |                              | 0-0<br>1-5-3<br>HR<br>2B        |                              | 0-0<br>1B                       |                              | 0-0<br>F3                       |                              | 4 2 3 1 0 0 0                   |  |                                 |                              |                                 |                              |                                 |                              |                                 |                                  |                                    |                                  |        |                |           |          |          |        |        |         |         |         |          |          |          |         |         |         |         |             |               |
| Tommy Helms, R (1, 5)<br>OBP: 0.329, SLG: 0.414        |                              | 0-0<br>F8                       |                              | 0-0<br>1-5-3<br>2-3             |                              | 0-0<br>F6                       |                              | 0-0<br>6-3                      |                              | 4 0 0 0 0 0 2                   |  |                                 |                              |                                 |                              |                                 |                              |                                 |                                  |                                    |                                  |        |                |           |          |          |        |        |         |         |         |          |          |          |         |         |         |         |             |               |
| Art Shamsky, L (1, 7)<br>OBP: 0.321, SLG: 0.548        |                              | 0-3<br>K                        |                              | 0-3<br>K                        |                              | 0-0<br>F8                       |                              | 0-3<br>K                        |                              | 4 0 0 0 0 3 2                   |  |                                 |                              |                                 |                              |                                 |                              |                                 |                                  |                                    |                                  |        |                |           |          |          |        |        |         |         |         |          |          |          |         |         |         |         |             |               |
| Leo Cardenas, R (1, 6)<br>OBP: 0.319, SLG: 0.421       |                              | 0-0<br>F3                       |                              | 0-0<br>HR<br>3-H                |                              | 0-3<br>K                        |                              | 0-0<br>F7                       |                              | 4 1 1 2 0 1 1                   |  |                                 |                              |                                 |                              |                                 |                              |                                 |                                  |                                    |                                  |        |                |           |          |          |        |        |         |         |         |          |          |          |         |         |         |         |             |               |
| Jimmie Coker, R (1, 2)<br>OBP: 0.310, SLG: 0.429       |                              |                                 | 0-0<br>2B<br>1B              |                                 | 0-0<br>1B                    |                                 | 0-0<br>F2                    |                                 | 0-0<br>5-3                   | 4 0 2 0 0 0 0                   |  |                                 |                              |                                 |                              |                                 |                              |                                 |                                  |                                    |                                  |        |                |           |          |          |        |        |         |         |         |          |          |          |         |         |         |         |             |               |
| Milt Pappas, R (1, 1)<br>OBP: 0.141, SLG: 0.183        |                              |                                 | 0-3<br>K                     |                                 | 0-0<br>F9                    |                                 | 0-0<br>1B                    |                                 |                              | 2 0 0 0 0 1 2                   |  |                                 |                              |                                 |                              |                                 |                              |                                 |                                  |                                    |                                  |        |                |           |          |          |        |        |         |         |         |          |          |          |         |         |         |         |             |               |
| Ted Davidson, R (5, 1)                                 |                              |                                 |                              |                                 |                              |                                 |                              |                                 |                              | 0 0 0 0 0 0 0                   |  |                                 |                              |                                 |                              |                                 |                              |                                 |                                  |                                    |                                  |        |                |           |          |          |        |        |         |         |         |          |          |          |         |         |         |         |             |               |
| Giraldo Ruiz, S (7, PH)<br>OBP: 0.261, SLG: 0.239      |                              |                                 |                              |                                 |                              |                                 |                              |                                 |                              | 1 0 1 0 0 0 0                   |  |                                 |                              |                                 |                              |                                 |                              |                                 |                                  |                                    |                                  |        |                |           |          |          |        |        |         |         |         |          |          |          |         |         |         |         |             |               |
| Jack Baldschun, R (7, 1)<br>OBP: 0.333, SLG: 0.333     |                              |                                 |                              |                                 |                              |                                 |                              |                                 |                              | 0 0 0 0 0 0 0                   |  |                                 |                              |                                 |                              |                                 |                              |                                 |                                  |                                    |                                  |        |                |           |          |          |        |        |         |         |         |          |          |          |         |         |         |         |             |               |
| <b>Inning Stats</b>                                    | R: 0<br>E: 0<br>K: 0<br>S: 3 | H: 0<br>LOB: 0<br>BB: 0<br>P: 3 | R: 1<br>E: 0<br>K: 1<br>S: 6 | H: 1<br>LOB: 0<br>BB: 0<br>P: 6 | R: 0<br>E: 0<br>K: 1<br>S: 7 | H: 2<br>LOB: 2<br>BB: 0<br>P: 7 | R: 2<br>E: 0<br>K: 1<br>S: 8 | H: 3<br>LOB: 1<br>BB: 0<br>P: 8 | R: 0<br>E: 0<br>K: 0<br>S: 3 | H: 0<br>LOB: 0<br>BB: 0<br>P: 3 | R: 0<br>E: 0<br>K: 1<br>S: 6   | H: 1<br>LOB: 1<br>BB: 0<br>P: 6 | R: 0<br>E: 0<br>K: 1<br>S: 6 | H: 1<br>LOB: 1<br>BB: 0<br>P: 6 | R: 0<br>E: 0<br>K: 0<br>S: 3 | H: 0<br>LOB: 0<br>BB: 0<br>P: 3 | R: 0<br>E: 0<br>K: 1<br>S: 5 | H: 0<br>LOB: 0<br>BB: 0<br>P: 5 | 1B: 4<br>2B: 2<br>3B: 0<br>HR: 2 | SF: 0<br>SAC: 0<br>DP: 0<br>HBP: 0 | WP: 0<br>PB: 0<br>SB: 0<br>CS: 0 | PA: 35 |                |           |          |          |        |        |         |         |         |          |          |          |         |         |         |         |             |               |
| <b>PITCHER</b><br>Juan Marichal, R (1, 1)<br>ERA: 2.18 | IP<br>9.0                    | WLS<br>W                        | BF<br>35                     | H<br>8                          | R<br>3                       | ER<br>3                         | SO<br>6                      | BB<br>0                         | IBB<br>0                     | HBP<br>0                        | BLK<br>0   | WP<br>0                         | HR<br>2                      | S<br>47                         | P<br>47                      | ERA<br>3.00                     | WHIP<br>0.889                |                                 |                                  |                                    |                                  |        | <b>PITCHER</b> | IP<br>9.0 | WLS<br>W | BF<br>35 | H<br>8 | R<br>3 | ER<br>3 | SO<br>6 | BB<br>0 | IBB<br>0 | HBP<br>0 | BLK<br>0 | WP<br>0 | HR<br>2 | S<br>47 | P<br>47 | ERA<br>3.00 | WHIP<br>0.889 |



| Batter  | 1   | 2   | 3   | 4   | 5  | 6   | 7   | 8   | 9   | AB R H RBI BB SO LOB   | TOP  |    |                |   |   |   |    |     |   |    |   |    |   |     |    |
|---|---|---|---|---|--|---|---|---|---|--|--|----|----------------|---|---|---|----|-----|---|----|---|----|---|-----|----|
| Tommy Harper, R (1, 9)<br>OBP: 0.359, SLG: 0.380  | 0-0<br>4-3 WP<br>2B   |   | 0-0<br>1B<br>2B<br>1B   |   | 0-0<br>1B<br>E<br>1B   | 0-0<br>F8   |   | 0-0<br>FC5-4<br>S<br>1-2f                                       |   | 5 3 3 0 0 0 1  | <p><b>Cincinnati Reds @ San Francisco Giants</b><br/>Candlestick Park, San Francisco, CA</p> <p>Wed Aug 24 1966, 6:33 AM EDT<br/>Att: 18,587 - Unknown</p> <p>livebaseballscorecards.com</p> <table border="1"> <tr><td>AB</td><td>40</td></tr> <tr><td>R</td><td>9</td></tr> <tr><td>H</td><td>14</td></tr> <tr><td>RBI</td><td>8</td></tr> <tr><td>BB</td><td>2</td></tr> <tr><td>SO</td><td>6</td></tr> <tr><td>LOB</td><td>20</td></tr> </table>  | AB | 40             | R   | 9 | H | 14 | RBI | 8 | BB | 2 | SO | 6 | LOB | 20 |
| AB  | 40  |   |   |   |  |   |   |   |   |  |  |    |                |   |   |   |    |     |   |    |   |    |   |     |    |
| R   | 9   |   |   |   |  |   |   |   |   |  |  |    |                |   |   |   |    |     |   |    |   |    |   |     |    |
| H   | 14  |   |   |   |  |   |   |   |   |  |  |    |                |   |   |   |    |     |   |    |   |    |   |     |    |
| RBI   | 8   |   |   |   |  |   |   |   |   |  |  |    |                |   |   |   |    |     |   |    |   |    |   |     |    |
| BB  | 2   |   |   |   |  |   |   |   |   |  |  |    |                |   |   |   |    |     |   |    |   |    |   |     |    |
| SO  | 6   |   |   |   |  |   |   |   |   |  |  |    |                |   |   |   |    |     |   |    |   |    |   |     |    |
| LOB   | 20  |   |   |   |  |   |   |   |   |  |  |    |                |   |   |   |    |     |   |    |   |    |   |     |    |
| Tommy Helms, R (1, 5)<br>OBP: 0.329, SLG: 0.414   | 0-0<br>4-3<br>2-3   |   | 0-0<br>2B<br>1-3<br>4-3<br>1B                                   |   | 0-0<br>E<br>1B<br>1-3<br>HR<br>1B                                | 0-0<br>F3   |   | 0-0<br>F3<br>1-2  |   | 5 2 2 0 0 0 2  |  |    |                |   |   |   |    |     |   |    |   |    |   |     |    |
| Pete Rose, S (1, 4)<br>OBP: 0.336, SLG: 0.434   | 0-0<br>5-3<br>3-H   |   | 0-0<br>4-3<br>1-3<br>2B   |   | 0-0<br>E<br>1-2<br>HR<br>1B                                      |   |   | 0-0<br>FC3-6<br>2B  |   | 5 1 3 1 0 1 0  |  |    |                |   |   |   |    |     |   |    |   |    |   |     |    |
| Deron Johnson, R (1, 3)<br>OBP: 0.302, SLG: 0.426   | 0-3<br>K<br>3-H   |   | 0-0<br>4-3<br>2-3<br>3-H<br>2B                                  |   | 0-0<br>FC4<br>1-2<br>2-3<br>3-H<br>HR                            |   | 4-0<br>FC3-6<br>BB  | 0-0<br>4-3  |   | 4 1 0 2 1 1 3  |  |    |                |   |   |   |    |     |   |    |   |    |   |     |    |
| Vada Pinson, L (1, 8)<br>OBP: 0.330, SLG: 0.431   |   | 0-0<br>4-3<br>2B  | 0-0<br>F4   |   | 0-0<br>1-1<br>2-3<br>3-H<br>HR                                   |   | 0-0<br>FC3-6<br>1-2f<br>2-3                                     | 0-0<br>4-3  |   | 5 1 3 4 0 0 3  |  |    |                |   |   |   |    |     |   |    |   |    |   |     |    |
| Art Shamsky, L (1, 7)<br>Dick Simpson, R (8, 7)<br>OBP: 0.325, SLG: 0.544<br>OBP: 0.329, SLG: 0.403 |   | 0-0<br>4-3<br>2-3   |   | 0-0<br>G4-6-3<br>1B   |  | 0-0<br>G4-6-3<br>BB   |   | 0-0<br>F5   | 0-0<br>F4   | 3 0 1 0 1 0 3<br>1 0 0 0 0 0 1   |  |    |                |   |   |   |    |     |   |    |   |    |   |     |    |
| Leo Cardenas, R (1, 6)<br>OBP: 0.316, SLG: 0.417  |   | 0-0<br>L3   |   | 0-0<br>G4-6-3<br>1-2f   |  | 0-0<br>G4-6-3<br>1-2f   |   | 0-0<br>F2   |   | 4 0 0 0 0 0 5  |  |    |                |   |   |   |    |     |   |    |   |    |   |     |    |
| Jimmie Coker, R (1, 2)<br>OBP: 0.319, SLG: 0.466  |   | 0-3<br>K  |   | 0-0<br>HR   |  | 0-0<br>F9   |   | 0-0<br>FC5-4<br>1B  |   | 4 1 2 1 0 1 1  |  |    |                |   |   |   |    |     |   |    |   |    |   |     |    |
| Joe Nuxhall, L (1, 1)<br>OBP: 0.107, SLG: 0.143   |   |   | 0-3<br>K  |   | 0-3<br>K   |   | 0-0<br>F8   | 0-3<br>K  |   | 4 0 0 0 0 3 1  |  |    |                |   |   |   |    |     |   |    |   |    |   |     |    |
| <b>Inning Stats</b>   | R: 1<br>E: 0<br>K: 1<br>S: 6<br>H: 1<br>LOB: 0<br>BB: 0<br>P: 6 | R: 0<br>E: 0<br>K: 1<br>S: 6<br>H: 1<br>LOB: 1<br>BB: 0<br>P: 6 | R: 2<br>E: 0<br>K: 1<br>S: 8<br>H: 3<br>LOB: 1<br>BB: 0<br>P: 8 | R: 1<br>E: 0<br>K: 1<br>S: 6<br>H: 2<br>LOB: 0<br>BB: 0<br>P: 6 | R: 5<br>E: 1<br>K: 0<br>S: 7<br>H: 4<br>LOB: 0<br>BB: 1<br>P: 11 | R: 0<br>E: 0<br>K: 0<br>S: 3<br>H: 0<br>LOB: 0<br>BB: 0<br>P: 3 | R: 0<br>E: 0<br>K: 0<br>S: 4<br>H: 1<br>LOB: 2<br>BB: 1<br>P: 8 | R: 0<br>E: 0<br>K: 1<br>S: 6<br>H: 1<br>LOB: 1<br>BB: 0<br>P: 6 | R: 0<br>E: 0<br>K: 1<br>S: 6<br>H: 1<br>LOB: 1<br>BB: 0<br>P: 6 | 1B: 7<br>2B: 5<br>3B: 0<br>HR: 2<br>SF: 0<br>SAC: 0<br>DP: 2<br>HBP: 0 | WP: 1<br>PB: 0<br>SB: 1<br>CS: 0<br>PA: 42   |    |                |   |   |   |    |     |   |    |   |    |   |     |    |
| <b>PITCHER</b>  | IP WLS BF H R ER SO BB IBB HBP BLK WP HR S P ERA WHIP           |   |   |   |  |   |   |   |   |  |  |    | <b>PITCHER</b> | IP WLS BF H R ER SO BB IBB HBP BLK WP HR S P ERA WHIP |   |   |    |     |   |    |   |    |   |     |    |
| Gaylord Perry, R (1, 1)<br>ERA: 2.8   | 4.0 L 22 10 8 8 4 0 0 0 0 0 1 1 30 30 18.00 2.500               |   |   |   |  |   |   |   |   |  |  |    |                |   |   |   |    |     |   |    |   |    |   |     |    |
| Bill Henry, L (5, 1)<br>ERA: 2.37   | 0.0 2 1 1 0 0 1 0 0 0 0 0 1 1 5 ∞ ∞                             |   |   |   |  |   |   |   |   |  |  |    |                |   |   |   |    |     |   |    |   |    |   |     |    |
| Bob Priddy, R (5, 1)<br>ERA: 3.95   | 3.0 10 1 0 0 0 1 0 0 0 0 0 0 9 13 0.00 0.667                    |   |   |   |  |   |   |   |   |  |  |    |                |   |   |   |    |     |   |    |   |    |   |     |    |
| Ray Sadecki, L (8, 1)<br>ERA: 4.9   | 2.0 8 2 0 0 2 0 0 0 0 0 0 0 12 12 0.00 1.000                    |   |   |   |  |   |   |   |   |  |  |    |                |   |   |   |    |     |   |    |   |    |   |     |    |



| Batter  | 1          | 2                | 3                | 4          | 5          | 6         | 7                   | 8                      | 9         | AB | R | H | RBI | BB | SO | LOB |
|---|------------|------------------|------------------|------------|------------|-----------|---------------------|------------------------|-----------|----|---|---|-----|----|----|-----|
| Tito Fuentes, S<br>OBP: 0.280, SLG: 0.340<br>(1, 6)   | 0-0<br>6-3 |                  | 0-0<br>HR<br>1B  | 0-0<br>F5  |            |           | 0-0<br>5-3          |                        |           | 4  | 1 | 1 | 0   | 0  | 0  | 0   |
| Willie McCovey, L<br>OBP: 0.399, SLG: 0.580<br>(1, 3)   | 0-0<br>E3  |                  | 0-0<br>1-H<br>HR |            | 0-0<br>F4  |           |                     | 0-0<br>G6-4-3<br>1B    |           | 4  | 1 | 2 | 2   | 0  | 0  | 0   |
| Willie Mays, R<br>OBP: 0.367, SLG: 0.577<br>Len Gabrielson, L<br>OBP: 0.276, SLG: 0.300<br>(1, 8)<br>(9, 7)   | 0-0<br>F9  |                  | 4-0<br>1B<br>BB  |            | 0-0<br>6-3 |           |                     | 0-0<br>G6-4-3<br>1-2f  |           | 3  | 0 | 0 | 0   | 1  | 0  | 2   |
| Jim Ray Hart, R<br>OBP: 0.344, SLG: 0.511<br>Jim Davenport, R<br>OBP: 0.305, SLG: 0.384<br>(1, 5)<br>(3, PH)<br>(4, 5)  | 0-0<br>F8  |                  | 0-3<br>K         |            | 0-0<br>5-3 |           |                     | 0-0<br>1B<br>E<br>1B   |           | 1  | 0 | 0 | 0   | 0  | 0  | 1   |
| Jesus Alou, R<br>OBP: 0.273, SLG: 0.296<br>(1, 7)<br>(9, 9)   |            | 0-0<br>F8        | 0-0<br>F3        |            |            | 0-0<br>F9 |                     | 0-0<br>E8<br>1-H<br>1B |           | 4  | 0 | 1 | 0   | 0  | 0  | 1   |
| Ollie Brown, R<br>OBP: 0.291, SLG: 0.307<br>(1, 9)<br>(9, 8)  |            | 0-0<br>F6        | 0-0<br>1-3<br>1B |            | 0-3<br>K   |           |                     | 0-0<br>F5              |           | 4  | 0 | 1 | 0   | 0  | 1  | 1   |
| Tom Haller, L<br>OBP: 0.316, SLG: 0.470<br>(1, 2)   |            | 4-0<br>2B<br>BB  | 0-0<br>3-4-3     |            | 0-0<br>F7  |           |                     |                        | 0-0<br>F5 | 3  | 1 | 0 | 0   | 1  | 0  | 2   |
| Hal Lanier, R<br>OBP: 0.266, SLG: 0.299<br>(1, 4)   |            | 0-0<br>1-H<br>2B |                  | 0-3<br>K   |            |           | 0-0<br>G5-4-3<br>1B |                        | 0-0<br>F8 | 4  | 0 | 2 | 1   | 0  | 1  | 0   |
| Gaylord Perry, R<br>OBP: 0.214, SLG: 0.217<br>Bill Henry, L<br>OBP: 0.267, SLG: 0.214<br>Bob Priddy, R<br>OBP: 0.043, SLG: 0.043<br>Dick Dietz, R<br>OBP: 0.233, SLG: 0.688<br>Ray Sadecki, L<br>OBP: 0.286, SLG: 0.328<br>(1, 1)<br>(5, 1)<br>(5, 1)<br>(7, PH)<br>(8, 1)<br>(9, PH) |            | 0-3<br>K         |                  | 0-0<br>5-3 |            |           | 0-0<br>G5-4-3       |                        | 0-0<br>F8 | 2  | 0 | 0 | 0   | 0  | 1  | 1   |

| Inning Stats | R: 0 | H: 0 | E: 1 | K: 0 | S: 4 | H: 0 | LOB: 1 | BB: 0 | P: 4 | R: 1 | H: 1 | E: 0 | K: 1 | S: 6 | H: 3 | LOB: 2 | BB: 1 | P: 10 | R: 2 | H: 3 | E: 0 | K: 1 | S: 8 | H: 0 | LOB: 0 | BB: 0 | P: 5 | R: 0 | H: 0 | E: 0 | K: 0 | S: 3 | H: 0 | LOB: 0 | BB: 0 | P: 3 | R: 0 | H: 0 | E: 0 | K: 1 | S: 5 | H: 0 | LOB: 0 | BB: 0 | P: 5 | R: 0 | H: 1 | E: 0 | K: 0 | S: 3 | H: 3 | LOB: 1 | BB: 0 | P: 5 | R: 0 | H: 0 | E: 0 | K: 0 | S: 3 | H: 0 | LOB: 0 | BB: 0 | P: 3 | R: 1 | H: 3 | E: 1 | K: 0 | S: 5 | H: 3 | LOB: 1 | BB: 0 | P: 5 | R: 0 | H: 0 | E: 0 | K: 0 | S: 3 | H: 0 | LOB: 0 | BB: 0 | P: 3 | 1B: 6 | SF: 0 | 2B: 1 | 3B: 0 | HR: 1 | SAC: 0 | DP: 2 | HBP: 0 | WP: 0 | PA: 36 |
|--------------|------|------|------|------|------|------|--------|-------|------|------|------|------|------|------|------|--------|-------|-------|------|------|------|------|------|------|--------|-------|------|------|------|------|------|------|------|--------|-------|------|------|------|------|------|------|------|--------|-------|------|------|------|------|------|------|------|--------|-------|------|------|------|------|------|------|------|--------|-------|------|------|------|------|------|------|------|--------|-------|------|------|------|------|------|------|------|--------|-------|------|-------|-------|-------|-------|-------|--------|-------|--------|-------|--------|
|--------------|------|------|------|------|------|------|--------|-------|------|------|------|------|------|------|------|--------|-------|-------|------|------|------|------|------|------|--------|-------|------|------|------|------|------|------|------|--------|-------|------|------|------|------|------|------|------|--------|-------|------|------|------|------|------|------|------|--------|-------|------|------|------|------|------|------|------|--------|-------|------|------|------|------|------|------|------|--------|-------|------|------|------|------|------|------|------|--------|-------|------|-------|-------|-------|-------|-------|--------|-------|--------|-------|--------|

| PITCHER                               | IP  | WLS | BF | H | R | ER | SO | BB | IBB | HBP | BLK | WP | HR | S  | P  | ERA  | WHIP  |
|---------------------------------------|-----|-----|----|---|---|----|----|----|-----|-----|-----|----|----|----|----|------|-------|
| Joe Nuxhall, L<br>ERA: 4.45<br>(1, 1) | 9.0 | W   | 36 | 8 | 4 | 3  | 4  | 2  | 0   | 0   | 0   | 0  | 1  | 42 | 50 | 3.00 | 1.111 |


**BOTTOM**

**Cincinnati Reds @ San Francisco Giants**  
Candlestick Park, San Francisco, CA

Wed Aug 24 1966, 6:33 AM EDT  
Att. 18,587 - Unknown

livebaseballscorecards.com

|     |    |
|-----|----|
| AB  | 34 |
| R   | 4  |
| H   | 8  |
| RBI | 3  |
| BB  | 2  |
| SO  | 4  |
| LOB | 10 |



| Batter  | 1   | 2                               | 3                            | 4                               | 5                            | 6                               | 7                            | 8                                | 9                            | AB R H RBI BB SO LOB             | TOP   |                                 |                              |                                  |                              |                                 |                                  |                                    |                                  |        |
|---|---|---------------------------------|------------------------------|---------------------------------|------------------------------|---------------------------------|------------------------------|----------------------------------|------------------------------|----------------------------------|---|---------------------------------|------------------------------|----------------------------------|------------------------------|---------------------------------|----------------------------------|------------------------------------|----------------------------------|--------|
| Maury Wills, S (1, 6)<br>OBP: 0.315, SLG: 0.318   | 0-3<br>K  |                                 |                              | 0-0<br>F7                       |                              | 0-0<br>FC4-6<br>1B              | 0-0<br>2-H<br>1B             | 0-0<br>5-3                       |                              | 5 0 2 0 0 1 2                    | <p>Los Angeles Dodgers @ San Francisco Giants</p> <p>Candlestick Park, San Francisco, CA</p> <p>Fri Aug 26 1966, 10:05 PM EDT<br/>Att. 42,647 - Unknown</p> |                                 |                              |                                  |                              |                                 |                                  |                                    |                                  |        |
| Wes Parker, S (1, 3)<br>OBP: 0.349, SLG: 0.392    | 0-3<br>K  |                                 |                              | 4-0<br>BB                       |                              | 4-0<br>FC4-6<br>BB              |                              | 4-0<br>SH1-4<br>BB               | 4-0<br>FC4-6<br>BB           | 1 1 0 0 4 1 0                    |   |                                 |                              |                                  |                              |                                 |                                  |                                    |                                  |        |
| Willie Davis, L (1, 8)<br>OBP: 0.297, SLG: 0.379  | 0-3<br>K  |                                 |                              | 0-0<br>L8                       |                              | 0-0<br>FC4-6<br>BB              |                              | 0-0<br>SH1-4                     | 0-0<br>FC4-6<br>HBP          | 4 0 0 0 0 1 4                    |   |                                 |                              |                                  |                              |                                 |                                  |                                    |                                  |        |
| Ron Fairly, L (1, 9)<br>OBP: 0.358, SLG: 0.402    |   | 0-3<br>K                        |                              | 0-0<br>F8                       |                              | 4-0<br>BB                       |                              | 0-0<br>BB<br>1B                  | 1-0<br>HBP                   | 3 1 1 1 1 1 1                    |   |                                 |                              |                                  |                              |                                 |                                  |                                    |                                  |        |
| Jim Barbieri, L (9, PR)<br>OBP: 0.354, SLG: 0.351 |   |                                 |                              |                                 |                              |                                 |                              |                                  |                              | 0 0 0 0 0 0 0                    |   |                                 |                              |                                  |                              |                                 |                                  |                                    |                                  |        |
| Jim Lefebvre, S (1, 4)<br>OBP: 0.336, SLG: 0.475  | 0-3<br>K  |                                 |                              | 0-0<br>F3                       | 0-0<br>F3                    | 0-0<br>P4                       |                              | 4-0<br>BB<br>1B                  | 0-0<br>F8                    | 4 1 0 0 1 1 5                    |   |                                 |                              |                                  |                              |                                 |                                  |                                    |                                  |        |
| John Roseboro, L (1, 2)<br>OBP: 0.361, SLG: 0.436 | 0-0<br>5-3  |                                 |                              | 0-0<br>1-3                      | 0-0<br>1-3                   | 0-0<br>F8                       |                              | 0-0<br>BB<br>2B                  | 0-0<br>6-3                   | 5 1 1 1 0 0 5                    |   |                                 |                              |                                  |                              |                                 |                                  |                                    |                                  |        |
| Lou Johnson, R (1, 7)<br>OBP: 0.316, SLG: 0.391   |   |                                 | 0-3<br>K                     |                                 | 0-0<br>E1                    |                                 | 0-0<br>L8                    | 0-0<br>BB<br>2B                  |                              | 4 0 1 1 0 1 0                    |   |                                 |                              |                                  |                              |                                 |                                  |                                    |                                  |        |
| John Kennedy, R (1, 5)<br>OBP: 0.237, SLG: 0.289  |   |                                 | 0-3<br>K                     |                                 | 4-0<br>IBB                   |                                 | 0-0<br>1B<br>1B              | 4-0<br>IBB                       |                              | 1 0 0 0 0 1 0                    |   |                                 |                              |                                  |                              |                                 |                                  |                                    |                                  |        |
| Jim Gilliam, S (4, 5)<br>OBP: 0.305, SLG: 0.267   |   |                                 |                              |                                 |                              |                                 |                              |                                  |                              | 1 0 1 0 2 0 0                    |   |                                 |                              |                                  |                              |                                 |                                  |                                    |                                  |        |
| Sandy Koufax, R (1, 1)<br>OBP: 0.092, SLG: 0.085  |   |                                 | 0-0<br>F2                    |                                 | 0-3<br>K                     |                                 | 0-0<br>1-4                   | 0-0<br>SF8                       |                              | 3 0 0 1 0 1 3                    |   |                                 |                              |                                  |                              |                                 |                                  |                                    |                                  |        |
| <b>Inning Stats</b>                               | R: 0<br>E: 0<br>K: 3<br>S: 9                          | H: 0<br>LOB: 0<br>BB: 0<br>P: 9 | R: 0<br>E: 0<br>K: 2<br>S: 7 | H: 0<br>LOB: 0<br>BB: 0<br>P: 7 | R: 0<br>E: 0<br>K: 2<br>S: 7 | H: 0<br>LOB: 1<br>BB: 1<br>P: 7 | R: 0<br>E: 1<br>K: 1<br>S: 6 | H: 0<br>LOB: 2<br>BB: 1<br>P: 10 | R: 0<br>E: 0<br>K: 0<br>S: 4 | H: 1<br>LOB: 3<br>BB: 2<br>P: 12 | R: 0<br>E: 0<br>K: 0<br>S: 4  | H: 2<br>LOB: 2<br>BB: 0<br>P: 4 | R: 4<br>E: 0<br>K: 0<br>S: 6 | H: 3<br>LOB: 2<br>BB: 3<br>P: 18 | R: 0<br>E: 0<br>K: 0<br>S: 3 | H: 0<br>LOB: 2<br>BB: 1<br>P: 8 | 1B: 5<br>2B: 1<br>3B: 0<br>HR: 0 | SF: 1<br>SAC: 1<br>DP: 0<br>HBP: 1 | WP: 0<br>PB: 0<br>SB: 2<br>CS: 0 | PA: 42 |
| <b>PITCHER</b>                                    | IP WLS BF H R ER SO BB IBB HBP BLK WP HR S P ERA WHIP |                                 |                              |                                 |                              |                                 |                              |                                  |                              |                                  |   |                                 |                              |                                  |                              |                                 |                                  |                                    |                                  |        |
| Bobby Bolin, R (1, 1)<br>ERA: 3.33                | 7.1 L 32 4 3 3 8 5 1 0 0 0 0 0 42 66 3.68 1.227       |                                 |                              |                                 |                              |                                 |                              |                                  |                              |                                  |   |                                 |                              |                                  |                              |                                 |                                  |                                    |                                  |        |
| Bill Henry, L (8, 1)<br>ERA: 2.84                 | 0.0 1 1 0 0 0 0 0 0 0 0 0 0 0 1 1 ∞ ∞                 |                                 |                              |                                 |                              |                                 |                              |                                  |                              |                                  |   |                                 |                              |                                  |                              |                                 |                                  |                                    |                                  |        |
| Lindy McDaniel, R (8, 1)<br>ERA: 2.91             | 0.2 4 1 1 1 0 0 0 1 0 0 0 0 0 3 7 13.50 1.500         |                                 |                              |                                 |                              |                                 |                              |                                  |                              |                                  |   |                                 |                              |                                  |                              |                                 |                                  |                                    |                                  |        |
| Ray Sadecki, L (9, 1)<br>ERA: 4.85                | 1.0 5 0 0 0 0 0 1 0 1 0 0 0 0 3 8 0.00 1.000          |                                 |                              |                                 |                              |                                 |                              |                                  |                              |                                  |   |                                 |                              |                                  |                              |                                 |                                  |                                    |                                  |        |


|     |    |
|-----|----|
| AB  | 31 |
| R   | 4  |
| H   | 6  |
| RBI | 4  |
| BB  | 8  |
| SO  | 8  |
| LOB | 20 |




| Batter   | 1                            | 2                               | 3                            | 4                               | 5                            | 6                               | 7                            | 8                               | 9                            | AB                              | R                            | H                               | RBI                          | BB                              | SO                           | LOB                             | BOTTOM  |                                 |                                  |                                    |                                  |        |
|--|------------------------------|---------------------------------|------------------------------|---------------------------------|------------------------------|---------------------------------|------------------------------|---------------------------------|------------------------------|---------------------------------|------------------------------|---------------------------------|------------------------------|---------------------------------|------------------------------|---------------------------------|---|---------------------------------|----------------------------------|------------------------------------|----------------------------------|--------|
| <b>Tito Fuentes, S</b> (1, 6)<br>OBP: 0.282, SLG: 0.342      | 0-0<br>P3                    |                                 | 0-0<br>1B                    |                                 |                              | 0-0<br>1B                       |                              | 0-3<br>K                        |                              | 4                               | 0                            | 2                               | 0                            | 0                               | 1                            | 0                               | <b>Los Angeles Dodgers @ San Francisco Giants</b><br><b>Candlestick Park, San Francisco, CA</b><br>Fri Aug 26 1966, 10:05 PM EDT<br>Att. 42,647 - Unknown |                                 |                                  |                                    |                                  |        |
| <b>Willie McCovey, L</b> (1, 3)<br>OBP: 0.396, SLG: 0.574    | 0-3<br>K                     |                                 | 0-0<br>G3                    |                                 |                              | 0-0<br>F7                       |                              |                                 | 0-0<br>F2                    | 4                               | 0                            | 0                               | 0                            | 0                               | 1                            | 3                               |   |                                 |                                  |                                    |                                  |        |
| <b>Willie Mays, R</b> (1, 8)<br>OBP: 0.368, SLG: 0.578       | 0-3<br>K                     |                                 |                              |                                 |                              | 0-0<br>L8                       |                              |                                 | 0-0<br>2B                    | 3                               | 0                            | 1                               | 0                            | 1                               | 1                            | 1                               |   |                                 |                                  |                                    |                                  |        |
| <b>Jim Ray Hart, R</b> (1, 5)<br>OBP: 0.341, SLG: 0.507      |                              | 0-0<br>5-3                      |                              |                                 |                              | 0-0<br>FC6-4                    |                              |                                 | 0-0<br>P4                    | 4                               | 0                            | 0                               | 0                            | 0                               | 0                            | 3                               |   |                                 |                                  |                                    |                                  |        |
| <b>Cap Peterson, R</b> (1, 7)<br>OBP: 0.292, SLG: 0.320      |                              | 0-0<br>F7                       |                              |                                 |                              | 0-0<br>P3                       |                              |                                 | 0-0<br>P6                    | 4                               | 0                            | 0                               | 0                            | 0                               | 1                            | 2                               |   |                                 |                                  |                                    |                                  |        |
| <b>Jesus Alou, R</b> (1, 9)<br>OBP: 0.270, SLG: 0.292        |                              | 0-0<br>4-3                      |                              |                                 |                              | 0-0<br>P6                       |                              |                                 |                              | 3                               | 0                            | 0                               | 0                            | 0                               | 0                            | 1                               |   |                                 |                                  |                                    |                                  |        |
| <b>Tom Haller, L</b> (1, 2)<br>OBP: 0.314, SLG: 0.467        |                              |                                 | 0-3<br>K                     |                                 |                              | 0-0<br>F5                       |                              |                                 | 0-0<br>3-1                   | 3                               | 0                            | 0                               | 0                            | 0                               | 1                            | 0                               |   |                                 |                                  |                                    |                                  |        |
| <b>Hal Lanier, R</b> (1, 4)<br>OBP: 0.266, SLG: 0.300        |                              |                                 | 0-0<br>1B                    |                                 |                              | 0-0<br>6-3                      |                              |                                 | 0-0<br>5-3                   | 3                               | 0                            | 1                               | 0                            | 0                               | 0                            | 0                               |   |                                 |                                  |                                    |                                  |        |
| <b>Bobby Bolin, R</b> (1, 1)<br>OBP: 0.233, SLG: 0.241       |                              |                                 | 0-3<br>K                     |                                 |                              | 0-0<br>6-3                      |                              |                                 |                              | 2                               | 0                            | 0                               | 0                            | 0                               | 1                            | 1                               |   |                                 |                                  |                                    |                                  |        |
| <b>Bill Henry, L</b> (8, 1)                                  |                              |                                 |                              |                                 |                              |                                 |                              |                                 |                              | 0                               | 0                            | 0                               | 0                            | 0                               | 0                            | 0                               |   |                                 |                                  |                                    |                                  |        |
| <b>Lindy McDaniel, R</b> (8, 1)<br>OBP: 0.059, SLG: 0.059    |                              |                                 |                              |                                 |                              |                                 |                              |                                 |                              | 0                               | 0                            | 0                               | 0                            | 0                               | 0                            | 0                               |   |                                 |                                  |                                    |                                  |        |
| <b>Jim Davenport, R</b> (8, PH)<br>OBP: 0.304, SLG: 0.383    |                              |                                 |                              |                                 |                              |                                 |                              |                                 |                              | 1                               | 0                            | 0                               | 0                            | 0                               | 1                            | 0                               |   |                                 |                                  |                                    |                                  |        |
| <b>Ray Sadecki, L</b> (9, 1)<br>OBP: 0.333, SLG: 0.688       |                              |                                 |                              |                                 |                              |                                 |                              |                                 |                              | 0                               | 0                            | 0                               | 0                            | 0                               | 0                            | 0                               |   |                                 |                                  |                                    |                                  |        |
| <b>Inning Stats</b>  | R: 0<br>E: 0<br>K: 2<br>S: 7 | H: 0<br>LOB: 0<br>BB: 0<br>P: 7 | R: 0<br>E: 0<br>K: 0<br>S: 3 | H: 0<br>LOB: 0<br>BB: 0<br>P: 3 | R: 0<br>E: 0<br>K: 2<br>S: 9 | H: 2<br>LOB: 2<br>BB: 0<br>P: 9 | R: 0<br>E: 0<br>K: 0<br>S: 3 | H: 0<br>LOB: 1<br>BB: 1<br>P: 7 | R: 0<br>E: 0<br>K: 0<br>S: 3 | H: 0<br>LOB: 0<br>BB: 0<br>P: 3 | R: 0<br>E: 0<br>K: 1<br>S: 4 | H: 1<br>LOB: 1<br>BB: 0<br>P: 4 | R: 0<br>E: 0<br>K: 1<br>S: 5 | H: 0<br>LOB: 0<br>BB: 0<br>P: 5 | R: 0<br>E: 0<br>K: 2<br>S: 7 | H: 0<br>LOB: 0<br>BB: 0<br>P: 7 | R: 0<br>E: 0<br>K: 0<br>S: 4  | H: 1<br>LOB: 1<br>BB: 0<br>P: 4 | 1B: 3<br>2B: 1<br>3B: 0<br>HR: 0 | SF: 0<br>SAC: 0<br>DP: 0<br>HBP: 0 | WP: 0<br>PB: 0<br>SB: 1<br>CS: 0 | PA: 32 |
| <b>PITCHER</b><br><b>Sandy Koufax, L</b> (1, 1)<br>ERA: 1.62 | IP<br>9.0                    | WLS<br>W                        | BF<br>32                     | H<br>4                          | R<br>0                       | ER<br>0                         | SO<br>7                      | BB<br>1                         | IBB<br>0                     | HBP<br>0                        | BLK<br>0                     | WP<br>0                         | HR<br>0                      | S<br>45                         | P<br>49                      | ERA<br>0.00                     | WHIP<br>0.556   |                                 |                                  |                                    |                                  |        |
|  |                              |                                 |                              |                                 |                              |                                 |                              |                                 |                              |                                 |                              |                                 |                              |                                 |                              |                                 | <b>GIANTS</b>   |                                 |                                  |                                    |                                  |        |
|  |                              |                                 |                              |                                 |                              |                                 |                              |                                 |                              |                                 |                              |                                 |                              |                                 |                              |                                 | WP: 0<br>PB: 0<br>SB: 1<br>CS: 0  |                                 |                                  |                                    |                                  |        |

livebaseballscorecards.com

|            |           |
|------------|-----------|
| <b>AB</b>  | <b>31</b> |
| <b>R</b>   | <b>0</b>  |
| <b>H</b>   | <b>4</b>  |
| <b>RBI</b> | <b>0</b>  |
| <b>BB</b>  | <b>1</b>  |
| <b>SO</b>  | <b>7</b>  |
| <b>LOB</b> | <b>11</b> |

| Batter  | 1                            | 2                               | 3                            | 4                               | 5                            | 6                               | 7                            | 8                               | 9                            | AB R H RBI BB SO LOB            | TOP   |                                 |                              |                                 |                              |                                 |                              |                                 |                              |                                 |                                  |                                    |                                  |        |   |
|---|------------------------------|---------------------------------|------------------------------|---------------------------------|------------------------------|---------------------------------|------------------------------|---------------------------------|------------------------------|---------------------------------|---|---------------------------------|------------------------------|---------------------------------|------------------------------|---------------------------------|------------------------------|---------------------------------|------------------------------|---------------------------------|----------------------------------|------------------------------------|----------------------------------|--------|---|
| Maury Wills, S<br>OBP: 0.315, SLG: 0.317 (1, 6) X   | 0-0<br>6-3                   | 0-0<br>FC5-2                    |                              |                                 | 0-0<br>CS<br>1B              |                                 |                              | 0-3<br>K                        |                              | 4 0 1 0 0 1 2                   | <p>Los Angeles Dodgers @ San Francisco Giants<br/>Candlestick Park, San Francisco, CA</p> <p>Sat Aug 27 1966, 6:33 AM EDT<br/>Att: 41,876 - Unknown</p> <p>livebaseballscorecards.com</p> <table border="1"> <tr><td>AB</td><td>33</td></tr> <tr><td>R</td><td>2</td></tr> <tr><td>H</td><td>8</td></tr> <tr><td>RBI</td><td>2</td></tr> <tr><td>BB</td><td>0</td></tr> <tr><td>SO</td><td>7</td></tr> <tr><td>LOB</td><td>9</td></tr> </table>  | AB                              | 33                           | R                               | 2                            | H                               | 8                            | RBI                             | 2                            | BB                              | 0                                | SO                                 | 7                                | LOB    | 9 |
| AB  | 33                           |                                 |                              |                                 |                              |                                 |                              |                                 |                              |                                 |   |                                 |                              |                                 |                              |                                 |                              |                                 |                              |                                 |                                  |                                    |                                  |        |   |
| R   | 2                            |                                 |                              |                                 |                              |                                 |                              |                                 |                              |                                 |   |                                 |                              |                                 |                              |                                 |                              |                                 |                              |                                 |                                  |                                    |                                  |        |   |
| H   | 8                            |                                 |                              |                                 |                              |                                 |                              |                                 |                              |                                 |   |                                 |                              |                                 |                              |                                 |                              |                                 |                              |                                 |                                  |                                    |                                  |        |   |
| RBI   | 2                            |                                 |                              |                                 |                              |                                 |                              |                                 |                              |                                 |   |                                 |                              |                                 |                              |                                 |                              |                                 |                              |                                 |                                  |                                    |                                  |        |   |
| BB  | 0                            |                                 |                              |                                 |                              |                                 |                              |                                 |                              |                                 |   |                                 |                              |                                 |                              |                                 |                              |                                 |                              |                                 |                                  |                                    |                                  |        |   |
| SO  | 7                            |                                 |                              |                                 |                              |                                 |                              |                                 |                              |                                 |   |                                 |                              |                                 |                              |                                 |                              |                                 |                              |                                 |                                  |                                    |                                  |        |   |
| LOB   | 9                            |                                 |                              |                                 |                              |                                 |                              |                                 |                              |                                 |   |                                 |                              |                                 |                              |                                 |                              |                                 |                              |                                 |                                  |                                    |                                  |        |   |
| Jim Gilliam, S<br>OBP: 0.300, SLG: 0.262 (1, 5) X   | 0-0<br>F8                    |                                 | 0-3<br>K                     |                                 | 0-3<br>K                     |                                 |                              | 0-0<br>4-3                      |                              | 4 0 0 0 0 2 1                   |   |                                 |                              |                                 |                              |                                 |                              |                                 |                              |                                 |                                  |                                    |                                  |        |   |
| Willie Davis, L<br>OBP: 0.302, SLG: 0.391 (1, 8) X  | 0-0<br>S<br>1B               |                                 | 0-0<br>G3<br>1B              |                                 |                              | 0-0<br>HR                       |                              | 0-0<br>1B                       |                              | 4 1 4 1 0 0 0                   |   |                                 |                              |                                 |                              |                                 |                              |                                 |                              |                                 |                                  |                                    |                                  |        |   |
| Ron Fairly, L<br>OBP: 0.353, SLG: 0.395 (1, 9) S S  | 0-3<br>K                     |                                 | 0-0<br>G3                    |                                 |                              | 0-0<br>6-3                      |                              | 0-0<br>F8                       |                              | 4 0 0 0 0 1 3                   |   |                                 |                              |                                 |                              |                                 |                              |                                 |                              |                                 |                                  |                                    |                                  |        |   |
| Jim Lefebvre, S<br>OBP: 0.335, SLG: 0.473 (1, 4) X  |                              | 0-0<br>1B<br>1B<br>1B           | 0-0<br>F5                    |                                 |                              | 0-0<br>G3                       |                              | 0-0<br>F9                       |                              | 4 1 1 0 0 0 1                   |   |                                 |                              |                                 |                              |                                 |                              |                                 |                              |                                 |                                  |                                    |                                  |        |   |
| John Roseboro, L<br>OBP: 0.360, SLG: 0.434 (1, 2) X |                              | 0-0<br>SH1<br>FC5-2<br>1B       |                              | 0-0<br>F8                       |                              | 0-3<br>K                        |                              | 0-0<br>4-3                      |                              | 4 0 1 0 0 1 0                   |   |                                 |                              |                                 |                              |                                 |                              |                                 |                              |                                 |                                  |                                    |                                  |        |   |
| Wes Parker, S<br>OBP: 0.348, SLG: 0.390 (1, 3) X    |                              | 0-0<br>SH1<br>1B                |                              | 0-0<br>F6                       |                              |                                 | 0-0<br>F4                    |                                 | 0-0<br>4-3                   | 4 0 1 1 0 0 0                   |   |                                 |                              |                                 |                              |                                 |                              |                                 |                              |                                 |                                  |                                    |                                  |        |   |
| Lou Johnson, R<br>OBP: 0.314, SLG: 0.389 (1, 7) X   |                              | 0-0<br>SH1                      |                              | 0-0<br>F2                       |                              |                                 | 0-0<br>F8                    |                                 |                              | 2 0 0 0 0 0 0                   |   |                                 |                              |                                 |                              |                                 |                              |                                 |                              |                                 |                                  |                                    |                                  |        |   |
| Don Drysdale, R<br>OBP: 0.241, SLG: 0.310 (1, 1)    |                              | 0-3<br>K                        |                              |                                 | 0-3<br>K                     |                                 | 0-0<br>G1                    |                                 |                              | 2 0 0 0 0 2 2                   |   |                                 |                              |                                 |                              |                                 |                              |                                 |                              |                                 |                                  |                                    |                                  |        |   |
| Wes Covington, L<br>OBP: 0.273, SLG: 0.167 (7, PH)  |                              |                                 |                              |                                 |                              |                                 |                              |                                 |                              | 1 0 0 0 0 0 0                   |   |                                 |                              |                                 |                              |                                 |                              |                                 |                              |                                 |                                  |                                    |                                  |        |   |
| Bob Miller, R<br>(7, 1)                             |                              |                                 |                              |                                 |                              |                                 |                              |                                 |                              | 0 0 0 0 0 0 0                   |   |                                 |                              |                                 |                              |                                 |                              |                                 |                              |                                 |                                  |                                    |                                  |        |   |
| Ron Perranoski, L<br>OBP: 0.200, SLG: 0.400 (8, 1)  |                              |                                 |                              |                                 |                              |                                 |                              |                                 |                              | 0 0 0 0 0 0 0                   |   |                                 |                              |                                 |                              |                                 |                              |                                 |                              |                                 |                                  |                                    |                                  |        |   |
| Inning Stats  | R: 0<br>E: 0<br>K: 1<br>S: 6 | H: 1<br>LOB: 1<br>BB: 0<br>P: 6 | R: 1<br>E: 0<br>K: 1<br>S: 8 | H: 3<br>LOB: 2<br>BB: 0<br>P: 8 | R: 0<br>E: 0<br>K: 1<br>S: 6 | H: 1<br>LOB: 1<br>BB: 0<br>P: 6 | R: 0<br>E: 0<br>K: 0<br>S: 3 | H: 0<br>LOB: 0<br>BB: 0<br>P: 3 | R: 0<br>E: 0<br>K: 2<br>S: 7 | H: 1<br>LOB: 1<br>BB: 0<br>P: 7 | R: 1<br>E: 0<br>K: 1<br>S: 6  | H: 1<br>LOB: 0<br>BB: 0<br>P: 6 | R: 0<br>E: 0<br>K: 0<br>S: 3 | H: 0<br>LOB: 0<br>BB: 0<br>P: 3 | R: 0<br>E: 0<br>K: 1<br>S: 6 | H: 1<br>LOB: 1<br>BB: 0<br>P: 6 | R: 0<br>E: 0<br>K: 0<br>S: 3 | H: 0<br>LOB: 0<br>BB: 0<br>P: 3 | R: 0<br>E: 0<br>K: 0<br>S: 3 | H: 0<br>LOB: 0<br>BB: 0<br>P: 3 | 1B: 7<br>2B: 1<br>3B: 0<br>HR: 1 | SF: 0<br>SAC: 1<br>DP: 1<br>HBP: 0 | WP: 0<br>PB: 0<br>SB: 1<br>CS: 1 | PA: 34 |   |
| PITCHER<br>Juan Marichal, R<br>ERA: 2.17 (1, 1)     | IP<br>9.0                    | WLS<br>W                        | BF<br>34                     | H<br>8                          | R<br>2                       | ER<br>2                         | SO<br>7                      | BB<br>0                         | IBB<br>0                     | HBP<br>0                        | BLK<br>0  | WP<br>0                         | HR<br>1                      | S<br>48                         | P<br>48                      | ERA<br>2.00                     | WHIP<br>0.889                |                                 |                              |                                 |                                  |                                    |                                  |        |   |



| Batter  | 1   | 2  | 3   | 4   | 5   | 6   | 7   | 8   | 9   | AB R H RBI BB SO LOB   | TOP  |  |  |  |
|---|---|--|---|---|---|---|---|---|---|--|--|--|--|--|
| Maury Wills, S<br>OBP: 0.313, SLG: 0.316 (1, 6) X   | 0-0 1-3 ①   |  | 0-0 FC5-4 ① X<br>FC1-5 S<br>1-2f                                | 0-0 FC6 ③   |   | 0-0 2-3 ③   |   | 0-0 1B  |   | 5 0 1 0 0 0 4  | <p>Los Angeles Dodgers @ San Francisco Giants<br/>Candlestick Park, San Francisco, CA</p> <p>Sun Aug 28 1966, 6:33 AM EDT<br/>Att: 41,952 - Unknown</p> <p>livebaseballscorecards.com</p> <p>AB 38<br/>R 5<br/>H 12<br/>RBI 5<br/>BB 1<br/>SO 7<br/>LOB 13</p>  |  |  |  |
| Jim Gilliam, S<br>OBP: 0.293, SLG: 0.255 (1, 5) X<br>John Kennedy, R<br>OBP: 0.237, SLG: 0.289 (8, 5) | 0-0 6-3 ②   |  | 0-0 FC1-5 ②<br>1B<br>1-3  |   | 0-3 K ①   |   | 0-0 1-3 ① X   | 0-0 F2 ③  |   | 5 0 0 0 0 1 2<br>0 0 0 0 0 0 0   |  |  |  |  |
| Willie Davis, L<br>OBP: 0.307, SLG: 0.401 (1, 8) X  | 0-0 HR  |  | 0-0 1B<br>1-3   |   | 0-0 1B<br>FC4-6 1B  |   | 0-0 HR 1B   |   | 0-0 4-3 ①   | 5 3 4 1 0 0 0  |  |  |  |  |
| Ron Fairly, L<br>OBP: 0.354, SLG: 0.407 (1, 9) X  | 0-0 4-3 ③   |  | 0-0 6-3 ③   |   | 0-0 1B<br>FC4-6<br>1-3  |   | 0-0 HR 1B<br>1-H  |   | 0-0 F7 ②  | 5 1 2 2 0 0 2  |  |  |  |  |
| Jim Lefebvre, S<br>OBP: 0.333, SLG: 0.477 (1, 4) X  |   | 0-0 4-3 ①  |   | 0-0 HR<br>1-2f  | 0-0 FC4-6 ②<br>1-2f   |   | 0-0 F8 ②  |   | 0-3 K ③   | 5 1 1 2 0 1 1  |  |  |  |  |
| John Roseboro, L<br>OBP: 0.358, SLG: 0.434 (1, 2) X   |   | 0-3 K ②  |   | 0-3 K ① X<br>3-H  | 0-0 F8 ③  |   | 0-0 2B  |   |   | 4 0 1 0 0 2 1  |  |  |  |  |
| Wes Parker, S<br>OBP: 0.349, SLG: 0.390 (1, 3) X  |   | 4-0 BB   |   | 0-0 1B<br>G3  |   | 0-0 3-1 ①<br>3-H  | 0-3 K ③   |   |   | 3 0 1 0 1 1 1  |  |  |  |  |
| Lou Johnson, R<br>OBP: 0.314, SLG: 0.388 (1, 7) X   |   | 0-3 K ③  |   | 0-0 G3 ②<br>1-2   |   | 0-0 SH2-3 ①<br>1B   |   | 0-3 K ①   |   | 4 0 1 0 0 2 2  |  |  |  |  |
| Don Sutton, R<br>OBP: 0.221, SLG: 0.227 (1, 1) X  |   |  | 0-0 FC5-4 ①<br>1B   | 1-0 FC6 ①<br>HBP  |   | 0-0 SH2-3 ②<br>1-2  |   | 0-0 F8 ②  |   | 2 0 1 0 0 0 0  |  |  |  |  |
| <b>Inning Stats</b>   | R: 1<br>E: 0<br>K: 0<br>S: 4<br>H: 1<br>LOB: 0<br>BB: 0<br>P: 4 | R: 0<br>E: 0<br>K: 2<br>S: 7<br>H: 0<br>LOB: 1<br>BB: 1<br>P: 11 | R: 0<br>E: 0<br>K: 0<br>S: 5<br>H: 2<br>LOB: 2<br>BB: 0<br>P: 5 | R: 1<br>E: 0<br>K: 1<br>S: 7<br>H: 2<br>LOB: 2<br>BB: 0<br>P: 8 | R: 1<br>E: 0<br>K: 1<br>S: 7<br>H: 2<br>LOB: 1<br>BB: 0<br>P: 7 | R: 0<br>E: 0<br>K: 0<br>S: 4<br>H: 1<br>LOB: 1<br>BB: 0<br>P: 4 | R: 2<br>E: 0<br>K: 1<br>S: 8<br>H: 3<br>LOB: 1<br>BB: 0<br>P: 8 | R: 0<br>E: 0<br>K: 1<br>S: 6<br>H: 1<br>LOB: 1<br>BB: 0<br>P: 6 | R: 0<br>E: 0<br>K: 1<br>S: 5<br>H: 0<br>LOB: 0<br>BB: 0<br>P: 5 | 1B: 8<br>2B: 1<br>3B: 0<br>HR: 3<br>SF: 0<br>SAC: 1<br>DP: 0<br>HBP: 1 | WP: 0<br>PB: 0<br>SB: 1<br>CS: 0<br>PA: 41   |  |  |  |
| <b>PITCHER</b><br>Gaylord Perry, R<br>ERA: 2.91 (1, 1)<br>Lindy McDaniel, R<br>ERA: 2.88 (9, 1)       | IP WLS BF H R ER SO BB IBB HBP BLK WP HR S P ERA WHIP           | 8.0 L 38 12 5 5 6 1 0 1 0 0 3 48 53 5.62 1.625                   | 1.0 3 0 0 0 1 0 0 0 0 0 0 5 5 0.00 0.000                        |   |   |   |   |   |   |  |  |  |  |  |

| Batter   | 1         | 2                           | 3         | 4          | 5         | 6         | 7 | 8                  | 9 | AB | R | H | RBI | BB | SO | LOB |
|--|-----------|-----------------------------|-----------|------------|-----------|-----------|---|--------------------|---|----|---|---|-----|----|----|-----|
| Tito Fuentes, S<br>OBP: 0.279, SLG: 0.340 (1, 6)   | 0-3<br>K  | 0-0<br>1-3                  |           |            | 0-0<br>E5 |           |   | 0-0<br>2B          |   | 4  | 0 | 1 | 0   | 0  | 1  | 2   |
| Len Gabrielson, L<br>OBP: 0.271, SLG: 0.294 (1, 7) | 0-3<br>K  |                             | 0-3<br>K  |            | 0-0<br>F9 |           |   | 0-0<br>1-3         |   | 4  | 0 | 0 | 0   | 0  | 2  | 2   |
| Willie Mays, R<br>OBP: 0.369, SLG: 0.581 (1, 8)    | 0-0<br>1B |                             | 0-3<br>K  |            | 0-0<br>F7 |           |   | 0-0<br>F4          |   | 4  | 0 | 1 | 0   | 0  | 1  | 1   |
| Willie McCovey, L<br>OBP: 0.393, SLG: 0.575 (1, 3) | 0-3<br>K  |                             | 0-0<br>F4 |            | 0-0<br>F2 |           |   | 0-0<br>G3          |   | 4  | 0 | 0 | 0   | 0  | 1  | 1   |
| Jim Ray Hart, R<br>OBP: 0.342, SLG: 0.511 (1, 5)   |           | 0-0<br>FC6-4<br>1B          |           | 0-0<br>F8  |           | 0-0<br>F4 |   | 0-0<br>G3<br>1B    |   | 4  | 2 | 2 | 0   | 0  | 0  | 0   |
| Tom Haller, L<br>OBP: 0.312, SLG: 0.461 (1, 2)     |           | 4-0<br>FC6-4<br>BB          |           | 0-3<br>K   |           | 0-3<br>K  |   | 0-0<br>G3          |   | 3  | 0 | 0 | 0   | 1  | 2  | 1   |
| Jesus Alou, R<br>OBP: 0.274, SLG: 0.296 (1, 9)     |           | 0-0<br>FC6-4<br>SH1-4<br>1B |           | 0-0<br>6-3 |           | 0-0<br>F9 |   | 0-0<br>FC6-4<br>1B |   | 4  | 0 | 1 | 1   | 0  | 0  | 2   |
| Hal Lanier, R<br>OBP: 0.265, SLG: 0.298 (1, 4)     |           | 0-0<br>SH1-4<br>1B          |           | 0-0<br>F5  |           | 0-0<br>F9 |   | 0-0<br>FC6-4       |   | 3  | 0 | 1 | 1   | 0  | 0  | 0   |
| Cap Peterson, R<br>OBP: 0.290, SLG: 0.318 (9, PH)  |           | 1-2<br>3-H<br>1B            |           | 0-0<br>F9  |           |           |   | 0-0<br>FC6-4       |   | 1  | 0 | 0 | 0   | 0  | 0  | 1   |
| Gaylord Perry, R<br>OBP: 0.211, SLG: 0.214 (1, 1)  |           | 0-0<br>SH1-4                |           | 0-0<br>F8  |           |           |   | 0-0<br>F9          |   | 1  | 0 | 0 | 0   | 0  | 0  | 0   |
| Bob Burda, L<br>OBP: 0.250, SLG: 0.304 (8, PH)     |           | 1-2<br>2-3                  |           |            |           |           |   |                    |   | 1  | 0 | 0 | 0   | 0  | 0  | 0   |
| Lindy McDaniel, R<br>OBP: 0.059, SLG: 0.059 (9, 1) |           |                             |           |            |           |           |   |                    |   | 0  | 0 | 0 | 0   | 0  | 0  | 0   |

**BOTTOM**

Los Angeles Dodgers @ San Francisco Giants  
Candlestick Park, San Francisco, CA

Sun Aug 28 1966, 6:33 AM EDT  
Att. 41,952 - Unknown

[livebaseballscorecards.com](http://livebaseballscorecards.com)

|            |           |
|------------|-----------|
| <b>AB</b>  | <b>33</b> |
| <b>R</b>   | <b>2</b>  |
| <b>H</b>   | <b>6</b>  |
| <b>RBI</b> | <b>2</b>  |
| <b>BB</b>  | <b>1</b>  |
| <b>SO</b>  | <b>7</b>  |
| <b>LOB</b> | <b>10</b> |



| Inning Stats  | R: 0      | H: 1       | E: 0      | K: 3     | S: 10    | R: 1      | H: 2      | E: 0      | K: 0       | S: 5       | R: 0       | H: 0      | E: 0      | K: 2     | S: 7     | R: 0       | H: 0        | E: 0 | K: 1 | S: 5 | R: 0 | H: 0 | E: 1 | K: 0 | S: 4 | R: 0 | H: 0 | E: 0 | K: 1 | S: 3 | R: 0 | H: 0 | E: 0 | K: 1 | S: 5 | R: 0      | H: 1       | E: 0      | K: 0     | S: 4     | R: 1      | H: 2      | E: 0      | K: 0       | S: 5       | 1B: 5      | SF: 0     | 2B: 1     | SAC: 1   | 3B: 0    | DP: 0      | HR: 0       | HBP: 0 | WP: 0 | PA: 35 |
|---|-----------|------------|-----------|----------|----------|-----------|-----------|-----------|------------|------------|------------|-----------|-----------|----------|----------|------------|-------------|------|------|------|------|------|------|------|------|------|------|------|------|------|------|------|------|------|------|-----------|------------|-----------|----------|----------|-----------|-----------|-----------|------------|------------|------------|-----------|-----------|----------|----------|------------|-------------|--------|-------|--------|
| <b>PITCHER</b><br>Don Sutton, R<br>ERA: 3.16 (1, 1) | <b>IP</b> | <b>WLS</b> | <b>BF</b> | <b>H</b> | <b>R</b> | <b>ER</b> | <b>SO</b> | <b>BB</b> | <b>IBB</b> | <b>HBP</b> | <b>BLK</b> | <b>WP</b> | <b>HR</b> | <b>S</b> | <b>P</b> | <b>ERA</b> | <b>WHIP</b> |      |      |      |      |      |      |      |      |      |      |      |      |      |      |      |      |      |      | <b>IP</b> | <b>WLS</b> | <b>BF</b> | <b>H</b> | <b>R</b> | <b>ER</b> | <b>SO</b> | <b>BB</b> | <b>IBB</b> | <b>HBP</b> | <b>BLK</b> | <b>WP</b> | <b>HR</b> | <b>S</b> | <b>P</b> | <b>ERA</b> | <b>WHIP</b> |        |       |        |

| Batter   | 1   | 2   | 3   | 4   | 5   | 6   | 7   | 8   | 9   | AB R H RBI BB SO LOB                                       | TOP                                     |   |
|--|---|---|---|---|---|---|---|---|---|--|---|---|
| Tito Fuentes, S<br>OBP: 0.281, SLG: 0.342 (1, 6) x   | 0-0<br>FC5-4<br>1B                                    |   | 0-0<br>F7   |   |   | 0-0<br>5-3  |   |   | 0-0<br>1B   | 4 0 2 0 0 0 0  |   |   |
| Jesus Alou, R<br>OBP: 0.274, SLG: 0.295 (1, 9) x     | 0-0<br>FC5-4<br>1-2f<br>2B                            |   | 0-0<br>F6   |   |   | 0-0<br>F5   |   |   | 0-0<br>1-2<br>1B                                    | 4 1 1 0 0 0 1  |   |   |
| Willie Mays, R<br>OBP: 0.368, SLG: 0.580 (1, 8) x    | 0-0<br>1-H<br>2B                                      |   |   | 0-0<br>F4   |   | 0-0<br>6-3  |   |   | 0-0<br>F5   | 4 0 1 1 0 0 2  |   |   |
| Willie McCovey, L<br>OBP: 0.390, SLG: 0.570 (1, 3) x | 0-0<br>F4   |   |   | 0-0<br>4-1  |   |   | 0-0<br>F3   |   | 0-0<br>F9   | 4 0 0 0 0 0 3  |   |   |
| Jim Ray Hart, R<br>OBP: 0.339, SLG: 0.506 (1, 5) x   | 0-0<br>4-3  |   |   | 0-0<br>6-3  |   |   | 0-0<br>5-3  |   | 0-0<br>F7   | 4 0 0 0 0 0 3  |   |   |
| Tom Haller, L<br>OBP: 0.310, SLG: 0.458 (1, 2) x     |   | 0-0<br>F4   |   |   | 0-0<br>3-1  |   | 0-0<br>F4   |   |   | 3 0 0 0 0 0 0  |   |   |
| Len Gabrielson, L<br>OBP: 0.267, SLG: 0.290 (1, 7) x |   | 0-0<br>6-3  |   |   | 0-0<br>F7   |   |   | 0-0<br>F3   |   | 3 0 0 0 0 0 0  |   |   |
| Hal Lanier, R<br>OBP: 0.263, SLG: 0.295 (1, 4) x     |   | 0-0<br>F9   |   |   | 0-0<br>E6   |   |   | 0-0<br>5-3  |   | 3 0 0 0 0 0 0  |   |   |
| Ray Sadecki, L<br>OBP: 0.324, SLG: 0.667 (1, 1) x    |   |   | 0-0<br>F3   |   | 0-3<br>K  |   |   | 0-3<br>K  |   | 1 0 0 0 0 0 0  |   |   |
| Ron Herbel, R<br>OBP: 0.053, SLG: 0.027 (3, 1)       |   |   |   |   |   |   |   |   |   | 1 0 0 0 0 1 1  |   |   |
| Bob Burda, L<br>OBP: 0.240, SLG: 0.292 (8, PH)       |   |   |   |   |   |   |   |   |   | 1 0 0 0 0 1 0  |   |   |
| Bob Priddy, R<br>OBP: 0.267, SLG: 0.214 (8, 1)       |   |   |   |   |   |   |   |   |   | 0 0 0 0 0 0 0  |   |   |
| <b>Inning Stats</b>                                  | R: 1 H: 2<br>E: 0 LOB: 1<br>K: 0 BB: 0<br>S: 5 P: 5   | R: 0 H: 0<br>E: 0 LOB: 0<br>K: 0 BB: 0<br>S: 3 P: 3 | R: 0 H: 0<br>E: 0 LOB: 0<br>K: 0 BB: 0<br>S: 3 P: 3 | R: 0 H: 0<br>E: 0 LOB: 0<br>K: 0 BB: 0<br>S: 3 P: 3 | R: 0 H: 0<br>E: 1 LOB: 1<br>K: 1 BB: 0<br>S: 6 P: 6 | R: 0 H: 0<br>E: 0 LOB: 0<br>K: 0 BB: 0<br>S: 3 P: 3 | R: 0 H: 0<br>E: 0 LOB: 0<br>K: 0 BB: 0<br>S: 3 P: 3 | R: 0 H: 0<br>E: 0 LOB: 0<br>K: 1 BB: 0<br>S: 5 P: 5 | R: 0 H: 2<br>E: 0 LOB: 2<br>K: 0 BB: 0<br>S: 5 P: 5 | 1B: 3 SF: 0<br>2B: 1 SAC: 0<br>3B: 0 DP: 0<br>HR: 0 HBP: 0 | WP: 0 PA: 32<br>PB: 0<br>SB: 0<br>CS: 0 |   |
| <b>PITCHER</b><br>Jim Bunning, R<br>ERA: 2.32 (1, 1) | IP WLS BF H R ER SO BB IBB HBP BLK WP HR S P ERA WHIP |   |   |   |   |   |   |   |   |  |   | <b>PITCHER</b><br>IP WLS BF H R ER SO BB IBB HBP BLK WP HR S P ERA WHIP |
|  | 9.0 W 32 4 1 1 2 0 0 0 0 0 0 0 36 36 1.00 0.444       |   |   |   |   |   |   |   |   |  |   |   |

San Francisco Giants @ Philadelphia Phillies  
 Connie Mack Stadium, Philadelphia, PA

Mon Aug 29 1966, 7:05 PM EDT  
 Att: 25,994 - Unknown

livebaseballscorecards.com

|     |    |
|-----|----|
| AB  | 32 |
| R   | 1  |
| H   | 4  |
| RBI | 1  |
| BB  | 0  |
| SO  | 2  |
| LOB | 10 |





| Batter   | 1       | 2      | 3             | 4       | 5                | 6         | 7              | 8           | 9 |
|--|---------|--------|---------------|---------|------------------|-----------|----------------|-------------|---|
| John Briggs, L (1, 8)<br>OBP: 0.399, SLG: 0.548  | 0-3 K   |        | 4-0 2B BB     |         | 0-0 F8           | 0-0 1B    |                |             |   |
| Dick Groat, R (1, 6)<br>OBP: 0.309, SLG: 0.322   | 0-0 1-3 |        | 0-0 SF9       |         | 0-0 1B 1B 6-3 1B | 0-0 5-3   |                |             |   |
| Johnny Callison, L (1, 9)<br>OBP: 0.344, SLG: 0.425  | 0-0 6-3 |        | 0-0 1B 2B     |         | 0-0 1B 1B 6-3 1B |           | 0-0 2B         |             |   |
| Dick Allen, R (1, 5)<br>OBP: 0.383, SLG: 0.625   |         | 0-0 F8 | 0-0 F9        |         | 0-0 1B 1B 6-3 1B |           | 0-0 1-3        |             |   |
| Harvey Kuenn, R (1, 3)<br>OBP: 0.298, SLG: 0.336<br>Bill White, L (3, PH)<br>OBP: 0.359, SLG: 0.473 (4, 3) |         | 0-0 F9 | 4-0 IBB       |         | 0-0 6-3 1B       |           | 4-0 G4-6-3 IBB |             |   |
| Cookie Rojas, R (1, 7)<br>OBP: 0.315, SLG: 0.340   |         | 0-0 F5 | 0-0 F7        |         | 0-0 5-3          |           | 0-0 G4-6-3     |             |   |
| Tony Taylor, R (1, 4)<br>OBP: 0.296, SLG: 0.364  |         |        | 0-0 1B BB 1B  | 0-0 4-3 |                  | 0-0 4-3   |                | 0-0 G4-3 1B |   |
| Bob Uecker, R (1, 2)<br>OBP: 0.271, SLG: 0.347   |         |        | 0-0 E6 1B SF9 | 0-0 1-3 |                  | 0-0 6-3   |                | 0-0 G4-3    |   |
| Jim Bunning, R (1, 1)<br>OBP: 0.217, SLG: 0.216  |         |        | 0-0 2B 1B     | 0-0 4-3 |                  | 4-0 1B BB |                | 0-3 K       |   |

| Inning Stats | R: 0 | H: 0 | E: 0 | K: 1 | S: 5 | R: 0 | H: 0 | E: 0 | K: 0 | S: 3 | R: 4 | H: 3 | E: 1 | K: 0 | S: 7 | R: 0 | H: 0 | E: 0 | K: 0 | S: 3 | R: 1 | H: 3 | E: 0 | K: 0 | S: 6 | R: 0 | H: 1 | E: 0 | K: 0 | S: 4 | R: 0 | H: 1 | E: 0 | K: 0 | S: 3 | R: 0 | H: 1 | E: 0 | K: 1 | S: 5 |
|--------------|------|------|------|------|------|------|------|------|------|------|------|------|------|------|------|------|------|------|------|------|------|------|------|------|------|------|------|------|------|------|------|------|------|------|------|------|------|------|------|------|
|              | 0    | 0    | 0    | 1    | 5    | 0    | 0    | 0    | 0    | 3    | 0    | 0    | 0    | 0    | 7    | 0    | 0    | 0    | 0    | 0    | 3    | 0    | 3    | 0    | 0    | 6    | 0    | 1    | 0    | 0    | 4    | 0    | 1    | 0    | 0    | 3    | 0    | 1    | 0    | 5    |

| PITCHER                           | IP  | WLS | BF | H | R | ER | SO | BB | IBB | HBP | BLK | WP | HR | S  | P  | ERA   | WHIP  |
|-----------------------------------|-----|-----|----|---|---|----|----|----|-----|-----|-----|----|----|----|----|-------|-------|
| Ray Sadecki, L (1, 1)<br>ERA: 5.0 | 2.1 | L   | 12 | 3 | 4 | 3  | 1  | 1  | 0   | 0   | 0   | 0  | 0  | 13 | 17 | 11.57 | 1.714 |
| Ron Herbel, R (3, 1)<br>ERA: 4.19 | 4.2 |     | 21 | 5 | 1 | 1  | 0  | 1  | 2   | 0   | 0   | 0  | 0  | 18 | 30 | 1.93  | 1.286 |
| Bob Priddy, R (8, 1)<br>ERA: 3.9  | 1.0 |     | 3  | 1 | 0 | 0  | 1  | 0  | 0   | 0   | 0   | 0  | 0  | 5  | 5  | 0.00  | 1.000 |

**BOTTOM**

San Francisco Giants @ Philadelphia Phillies  
 Connie Mack Stadium, Philadelphia, PA


Mon Aug 29 1966, 7:05 PM EDT  
 Att. 25,994 - Unknown

|    |   |   |     |    |    |     |
|----|---|---|-----|----|----|-----|
| AB | R | H | RBI | BB | SO | LOB |
| 3  | 1 | 1 | 1   | 1  | 1  | 0   |
| 3  | 1 | 1 | 1   | 0  | 0  | 2   |
| 4  | 0 | 3 | 2   | 0  | 0  | 0   |
| 4  | 0 | 1 | 0   | 0  | 0  | 2   |
| 1  | 0 | 0 | 0   | 0  | 0  | 0   |
| 1  | 0 | 0 | 1   | 2  | 0  | 2   |
| 4  | 0 | 0 | 0   | 0  | 0  | 6   |
| 4  | 1 | 2 | 0   | 0  | 0  | 0   |
| 4  | 1 | 0 | 0   | 0  | 0  | 2   |
| 3  | 1 | 1 | 0   | 1  | 1  | 0   |

livebaseballscorecards.com

|     |    |
|-----|----|
| AB  | 31 |
| R   | 5  |
| H   | 9  |
| RBI | 5  |
| BB  | 4  |
| SO  | 2  |
| LOB | 14 |

WP: 0 PA: 36  
 PB: 0  
 SB: 0  
 CS: 0



| Batter | 1 | 2 | 3 | 4 | 5 | 6 | 7 | 8 | 9 | AB R H RBI BB SO LOB | TOP |
|--------|---|---|---|---|---|---|---|---|---|----------------------|-----|
|--------|---|---|---|---|---|---|---|---|---|----------------------|-----|

|  |                   |  |  |  |   |                                   |  |  |  |                  |               |
|--|-------------------|--|--|--|---|-----------------------------------|--|--|--|------------------|---------------|
| <b>Tito Fuentes, S</b> (1, 6)<br><small>OBP: 0.280, SLG: 0.347</small>         | 0-0<br><b>F7</b>  |  |  |  | 0-0<br><b>1-3</b>                                       | 0-0<br><b>5-3</b>                 |  |  | 0-0<br><b>HR</b>                           | 0-0<br><b>F2</b> | 5 1 1 1 0 0 0 |
| <b>Jesus Alou, R</b> (1, 9)<br><small>OBP: 0.277, SLG: 0.298</small><br>(7, 7) | 0-0<br><b>F8</b>  |  |  |  | 0-0<br><b>2B</b><br><b>G3</b><br><b>1B</b>              | 0-0<br><b>F9</b>                  |  |  | 0-0<br><b>WP</b><br><b>HR</b><br><b>1B</b> | 4 2 2 0 0 0 0    |               |
| <b>Willie Mays, R</b> (1, 8)<br><small>OBP: 0.369, SLG: 0.581</small>          | 0-0<br><b>6-3</b> |  |  |  | 0-0<br><b>G3</b><br><b>1-3</b><br><b>E</b><br><b>2B</b> | 4-0<br><b>G3-6-3</b><br><b>BB</b> |  |  | 0-0<br><b>5-3</b><br><b>1-2</b>            | 3 1 1 0 1 0 1    |               |

|  |  |  |                  |                                |                      |   |               |
|--|--|--|------------------|--------------------------------|----------------------|---|---------------|
| <b>Willie McCovey, L</b> (1, 3)<br><small>OBP: 0.389, SLG: 0.565</small> |  |  | 0-3<br><b>K</b>  | 0-0<br><b>G3</b>               | 0-0<br><b>G3-6-3</b> | 4-0<br><b>WP</b><br><b>HR</b><br><b>IBB</b> | 3 1 0 1 1 1 2 |
| <b>Jim Ray Hart, R</b> (1, 5)<br><small>OBP: 0.338, SLG: 0.511</small>   |  |  | 0-3<br><b>K</b>  | 0-0<br><b>E9</b><br><b>BB</b>  | 0-0<br><b>5-3</b>    | 0-0<br><b>HR</b>                            | 4 1 1 3 0 1 0 |
| <b>Tom Haller, L</b> (1, 2)<br><small>OBP: 0.314, SLG: 0.459</small>     |  |  | 0-0<br><b>1B</b> | 4-0<br><b>3-H</b><br><b>BB</b> | 0-0<br><b>6-3</b>    | 3 1 2 0 1 0 0                               |               |

|  |  |  |                   |                  |                               |                   |                  |                   |
|--|--|--|-------------------|------------------|-------------------------------|-------------------|------------------|-------------------|
| <b>Bob Burda, L</b> (1, 7)<br><small>OBP: 0.250, SLG: 0.333</small><br><b>Don Mason, L</b> (7, PR)<br><small>OBP: 0.125, SLG: 0.250</small><br><b>Ollie Brown, R</b> (7, 9)<br><small>OBP: 0.290, SLG: 0.306</small> |  |  | 0-0<br><b>G3</b>  | 0-0<br><b>F9</b> | 0-0<br><b>1B</b><br><b>2B</b> | 0-0<br><b>F7</b>  | 3 0 1 0 0 0 2    |                   |
| <b>Hal Lanier, R</b> (1, 4)<br><small>OBP: 0.263, SLG: 0.295</small>   |  |  | 0-0<br><b>4-3</b> |                  |                               | 0-0<br><b>1-3</b> | 0-0<br><b>F3</b> | 4 0 1 1 0 0 0     |
| <b>Bobby Bolin, R</b> (1, 1)<br><small>OBP: 0.222, SLG: 0.228</small><br><b>Frank Linzy, R</b> (7, 1)<br><small>OBP: 0.167, SLG: 0.278</small>   |  |  | 0-3<br><b>K</b>   |                  |                               | 0-0<br><b>6-3</b> | 0-0<br><b>K</b>  | 0-0<br><b>5-3</b> |

|                     |  |   |   |   |  |   |   |   |  |   |  |   |
|---------------------|--|---|---|---|--|---|---|---|--|---|--|---|
| <b>Inning Stats</b> |  | R: 0 H: 0<br>E: 0 LOB: 0<br>K: 0 BB: 0<br>S: 3 P: 3 | R: 0 H: 1<br>E: 0 LOB: 1<br>K: 2 BB: 0<br>S: 7 P: 7 | R: 0 H: 0<br>E: 0 LOB: 0<br>K: 1 BB: 0<br>S: 5 P: 5 | R: 2 H: 2<br>E: 1 LOB: 2<br>K: 0 BB: 1<br>S: 6 P: 10 | R: 0 H: 0<br>E: 0 LOB: 0<br>K: 0 BB: 0<br>S: 3 P: 3 | R: 0 H: 0<br>E: 0 LOB: 0<br>K: 0 BB: 1<br>S: 2 P: 6 | R: 1 H: 3<br>E: 0 LOB: 1<br>K: 1 BB: 0<br>S: 7 P: 7 | R: 4 H: 3<br>E: 0 LOB: 0<br>K: 0 BB: 1<br>S: 6 P: 10 | R: 0 H: 0<br>E: 0 LOB: 0<br>K: 0 BB: 0<br>S: 3 P: 3 | 1B: 5 SF: 0<br>2B: 2 SAC: 0<br>3B: 0 DP: 1<br>HR: 2 HBP: 0 | WP: 1 PA: 37<br>PB: 0<br>SB: 0<br>CS: 0 |
|---------------------|--|---|---|---|--|---|---|---|--|---|--|---|

| PITCHER  | IP  | WLS | BF | H | R | ER | SO | BB | IBB | HBP | BLK | WP | HR | S  | P  | ERA   | WHIP  |
|--|-----|-----|----|---|---|----|----|----|-----|-----|-----|----|----|----|----|-------|-------|
| <b>Rick Wise, R</b> (1, 1)<br><small>ERA: 3.27</small>   | 7.0 | L   | 27 | 6 | 3 | 2  | 4  | 2  | 0   | 0   | 0   | 0  | 0  | 33 | 41 | 2.57  | 1.143 |
| <b>Ray Culp, R</b> (8, 1)<br><small>ERA: 5.74</small>    | 1.0 |     | 7  | 3 | 4 | 4  | 0  | 0  | 1   | 0   | 0   | 1  | 2  | 6  | 10 | 36.00 | 3.000 |
| <b>Joe Verbanic, R</b> (9, 1)<br><small>ERA: 3.0</small> | 1.0 |     | 3  | 0 | 0 | 0  | 0  | 0  | 0   | 0   | 0   | 0  | 0  | 3  | 3  | 0.00  | 0.000 |

|   |  |  |  |  |  |  |  |  |  |  |  |  |  |
|---|--|--|--|--|--|--|--|--|--|--|--|--|--|
| <b>San Francisco Giants @ Philadelphia Phillies</b>                                   |  |  |  |  |  |  |  |  |  |  |  | <b>CONNIE MACK STADIUM, PHILADELPHIA, PA</b>   |  |
| <small>livebaseballscorecards.com</small>   |  |  |  |  |  |  |  |  |  |  |  | <b>AB</b> 34<br><b>R</b> 7<br><b>H</b> 9<br><b>RBI</b> 6<br><b>BB</b> 3<br><b>SO</b> 4<br><b>LOB</b> 6 |  |
|  |  |  |  |  |  |  |  |  |  |  |  |  |  |

|   |  |  |  |  |  |  |  |  |  |  |  |  |  |
|---|--|--|--|--|--|--|--|--|--|--|--|--|--|
| <b>San Francisco Giants @ Philadelphia Phillies</b><br><b>CONNIE MACK STADIUM, PHILADELPHIA, PA</b> |  |  |  |  |  |  |  |  |  |  |  |  |  |
| <small>Tue Aug 30 1966, 7:05 PM EDT<br/>Att: 25,086 - Unknown</small>                               |  |  |  |  |  |  |  |  |  |  |  |  |  |

|   |  |  |  |  |  |  |  |  |  |  |  |  |  |
|---|--|--|--|--|--|--|--|--|--|--|--|--|--|
| <b>San Francisco Giants @ Philadelphia Phillies</b><br><b>CONNIE MACK STADIUM, PHILADELPHIA, PA</b> |  |  |  |  |  |  |  |  |  |  |  |  |  |
| <small>Tue Aug 30 1966, 7:05 PM EDT<br/>Att: 25,086 - Unknown</small>                               |  |  |  |  |  |  |  |  |  |  |  |  |  |

|   |  |  |  |  |  |  |  |  |  |  |  |  |  |
|---|--|--|--|--|--|--|--|--|--|--|--|--|--|
| <b>San Francisco Giants @ Philadelphia Phillies</b><br><b>CONNIE MACK STADIUM, PHILADELPHIA, PA</b> |  |  |  |  |  |  |  |  |  |  |  |  |  |
| <small>Tue Aug 30 1966, 7:05 PM EDT<br/>Att: 25,086 - Unknown</small>                               |  |  |  |  |  |  |  |  |  |  |  |  |  |

|   |  |  |  |  |  |  |  |  |  |  |  |  |  |
|---|--|--|--|--|--|--|--|--|--|--|--|--|--|
| <b>San Francisco Giants @ Philadelphia Phillies</b><br><b>CONNIE MACK STADIUM, PHILADELPHIA, PA</b> |  |  |  |  |  |  |  |  |  |  |  |  |  |
| <small>Tue Aug 30 1966, 7:05 PM EDT<br/>Att: 25,086 - Unknown</small>                               |  |  |  |  |  |  |  |  |  |  |  |  |  |

|   |  |  |  |  |  |  |  |  |  |  |  |  |  |
|---|--|--|--|--|--|--|--|--|--|--|--|--|--|
| <b>San Francisco Giants @ Philadelphia Phillies</b><br><b>CONNIE MACK STADIUM, PHILADELPHIA, PA</b> |  |  |  |  |  |  |  |  |  |  |  |  |  |
| <small>Tue Aug 30 1966, 7:05 PM EDT<br/>Att: 25,086 - Unknown</small>                               |  |  |  |  |  |  |  |  |  |  |  |  |  |

|   |  |  |  |  |  |  |  |  |  |  |  |  |  |
|---|--|--|--|--|--|--|--|--|--|--|--|--|--|
| <b>San Francisco Giants @ Philadelphia Phillies</b><br><b>CONNIE MACK STADIUM, PHILADELPHIA, PA</b> |  |  |  |  |  |  |  |  |  |  |  |  |  |
| <small>Tue Aug 30 1966, 7:05 PM EDT<br/>Att: 25,086 - Unknown</small>                               |  |  |  |  |  |  |  |  |  |  |  |  |  |

**BOTTOM**

San Francisco Giants @ Philadelphia Phillies  
 Connie Mack Stadium, Philadelphia, PA

Tue Aug 30 1966, 7:05 PM EDT  
 Att. 25,086 - Unknown

livebaseballscorecards.com

|            |           |
|------------|-----------|
| <b>AB</b>  | <b>33</b> |
| <b>R</b>   | <b>1</b>  |
| <b>H</b>   | <b>8</b>  |
| <b>RBI</b> | <b>1</b>  |
| <b>BB</b>  | <b>4</b>  |
| <b>SO</b>  | <b>7</b>  |
| <b>LOB</b> | <b>17</b> |



|       |        |
|-------|--------|
| WP: 0 | PA: 39 |
| PB: 0 |        |
| SB: 0 |        |
| CS: 1 |        |

AB R H RBI BB SO LOB

|   |   |   |   |   |   |   |
|---|---|---|---|---|---|---|
| 5 | 0 | 1 | 0 | 0 | 1 | 3 |
| 5 | 1 | 1 | 0 | 0 | 1 | 3 |
| 4 | 0 | 0 | 0 | 0 | 1 | 2 |
| 4 | 0 | 1 | 1 | 0 | 2 | 1 |
| 2 | 0 | 0 | 0 | 2 | 0 | 1 |
| 3 | 0 | 1 | 0 | 1 | 0 | 2 |
| 4 | 0 | 1 | 0 | 0 | 1 | 2 |
| 2 | 0 | 2 | 0 | 1 | 0 | 0 |
| 2 | 0 | 0 | 0 | 0 | 1 | 2 |
| 1 | 0 | 1 | 0 | 0 | 0 | 0 |
| 0 | 0 | 0 | 0 | 0 | 0 | 0 |
| 1 | 0 | 0 | 0 | 0 | 0 | 1 |

| Batter  | 1       | 2         | 3            | 4            | 5       | 6         | 7         | 8         | 9           |
|---|---------|-----------|--------------|--------------|---------|-----------|-----------|-----------|-------------|
| John Briggs, L (1, 8)<br>OBP: 0.395, SLG: 0.544   | 0-0 F9  |           | 0-3 K        |              |         | 0-0 4-3   | 0-0 F2    |           | 0-0 2B      |
| Cookie Rojas, R (1, 4)<br>OBP: 0.314, SLG: 0.341  | 0-0 F9  |           |              | 0-0 FC1-5 2B |         | 0-0 E3 1B | 0-3 K     |           | 0-0 F7      |
| Johnny Callison, L (1, 9)<br>OBP: 0.342, SLG: 0.422   | 0-0 3-1 |           |              | 0-3 K        |         | 0-0 6-3   |           | 0-0 4-3   |             |
| Dick Allen, R (1, 5)<br>OBP: 0.382, SLG: 0.621  |         | 0-3 K     |              | 0-0 FC1-5    |         | 0-0 BB 1B |           | 0-3 K     |             |
| Bill White, L (1, 3)<br>OBP: 0.360, SLG: 0.471  |         | 0-0 F3    |              | 0-0 F8       |         | 4-0 BB    |           | 4-0 BB BB |             |
| Tony Gonzalez, L (1, 7)<br>OBP: 0.336, SLG: 0.416   |         | 0-0 CS 1B |              |              | 0-0 4-3 | 0-0 F8    |           | 4-0 BB    |             |
| Dick Groat, R (1, 6)<br>OBP: 0.309, SLG: 0.321  |         | 0-0 CS    | 0-0 SH5-3 1B |              | 0-0 F9  |           | 0-3 K     | 0-0 F8    |             |
| Clay Dalrymple, L (1, 2)<br>OBP: 0.383, SLG: 0.359  |         |           | 0-0 SH5-3    |              | 0-0     | 0-0       | 0-0 1B 1B |           | 4-0 G6-3 BB |
| Rick Wise, R (1, 1)<br>Doug Clemens, L (7, PH)<br>Ray Culp, R (8, 1)<br>Joe Verbanic, R (9, 1)<br>Harvey Kuenn, R (9, PH) |         |           | 0-3 K        |              | 0-0 5-3 |           | 0-0 1B    |           | 0-0 G6-3    |

| Inning Stats | R: 0 | H: 0 | E: 0 | K: 0 | S: 3 | R: 0 | H: 1 | E: 0 | K: 1 | S: 5 | R: 0 | H: 1 | E: 0 | K: 2 | S: 8 | R: 0 | H: 1 | E: 0 | K: 1 | S: 6 | R: 0 | H: 1 | E: 0 | K: 0 | S: 4 | R: 1 | H: 1 | E: 1 | K: 0 | S: 5 | R: 0 | H: 2 | E: 0 | K: 2 | S: 9 | R: 0 | H: 0 | E: 0 | K: 1 | S: 5 | R: 0 | H: 1 | E: 0 | K: 0 | S: 3 | 1B: 5 | SF: 0 | 2B: 2 | 3B: 1 | HR: 0 | SAC: 1 | DP: 1 | HBP: 0 | WP: 0 | PA: 39 |
|--------------|------|------|------|------|------|------|------|------|------|------|------|------|------|------|------|------|------|------|------|------|------|------|------|------|------|------|------|------|------|------|------|------|------|------|------|------|------|------|------|------|------|------|------|------|------|-------|-------|-------|-------|-------|--------|-------|--------|-------|--------|
|--------------|------|------|------|------|------|------|------|------|------|------|------|------|------|------|------|------|------|------|------|------|------|------|------|------|------|------|------|------|------|------|------|------|------|------|------|------|------|------|------|------|------|------|------|------|------|-------|-------|-------|-------|-------|--------|-------|--------|-------|--------|

| PITCHER                            | IP  | WLS | BF | H | R | ER | SO | BB | IBB | HBP | BLK | WP | HR | S  | P  | ERA  | WHIP  |
|------------------------------------|-----|-----|----|---|---|----|----|----|-----|-----|-----|----|----|----|----|------|-------|
| Bobby Bolin, R (1, 1)<br>ERA: 3.21 | 6.1 | W   | 26 | 6 | 1 | 0  | 5  | 1  | 0   | 0   | 0   | 0  | 0  | 35 | 39 | 0.00 | 1.105 |
| Frank Linzy, R (7, 1)<br>ERA: 2.67 | 2.2 | S   | 12 | 2 | 0 | 0  | 2  | 3  | 0   | 0   | 0   | 0  | 0  | 13 | 25 | 0.00 | 1.875 |



| Batter | 1 | 2 | 3 | 4 | 5 | 6 | 7 | 8 | 9 | AB R H RBI BB SO LOB |
|--------|---|---|---|---|---|---|---|---|---|----------------------|
|--------|---|---|---|---|---|---|---|---|---|----------------------|

|   |           |                                |                     |                  |            |            |  |            |           |               |
|---|-----------|--------------------------------|---------------------|------------------|------------|------------|--|------------|-----------|---------------|
| <b>Cleon Jones, R</b><br>OBP: 0.324, SLG: 0.384 (1, 9) X    | 0-0<br>F8 |                                | 0-0<br>F9           |                  |            | 0-0<br>F4  |  |            | 0-3<br>K  | 4 0 0 0 0 1 1 |
| <b>Ron Hunt, R</b><br>OBP: 0.357, SLG: 0.358 (1, 4) X       | 0-0<br>F6 |                                |                     | 0-0<br>1-3       |            | 0-0<br>F8  |  |            | 0-3<br>K  | 4 0 0 0 0 1 0 |
| <b>Al Luplow, L</b><br>OBP: 0.332, SLG: 0.338 (1, 8) X      | 0-0<br>F9 |                                |                     | 0-0<br>2B<br>1B  |            | 0-0<br>F9  |  |            | 0-0<br>1B | 4 1 2 0 0 0 0 |
| <b>Ken Boyer, R</b><br>OBP: 0.314, SLG: 0.424 (1, 5) X      |           | 0-0<br>FC4-6<br>1B             |                     | 0-0<br>1-H<br>2B |            | 0-0<br>F4  |  |            | 0-0<br>F4 | 4 0 2 1 0 0 1 |
| <b>Ed Kranepool, L</b><br>OBP: 0.322, SLG: 0.408 (1, 3) X   |           | 0-0<br>FC4-6<br>G6-4-3<br>1-2f |                     | 0-0<br>F6        |            | 0-0<br>1-3 |  |            |           | 3 0 0 0 0 0 2 |
| <b>Jim Hickman, R</b><br>OBP: 0.310, SLG: 0.411 (1, 7) X    |           | 0-0<br>G6-4-3<br>1-2f          |                     | 0-0<br>F8        |            | 0-3<br>K   |  |            |           | 3 0 0 0 0 1 2 |
| <b>Eddie Bressoud, R</b><br>OBP: 0.314, SLG: 0.373 (1, 6) X |           |                                | 0-0<br>E5<br>SH3-4  |                  | 0-0<br>5-3 |            |  | 0-3<br>K   |           | 3 0 0 0 0 1 0 |
| <b>Jerry Grote, R</b><br>OBP: 0.324, SLG: 0.321 (1, 2) X    |           |                                | 0-0<br>SH3-4<br>1-2 |                  | 0-0<br>6-3 |            |  | 0-0<br>5-3 |           | 2 0 0 0 0 0 0 |
| <b>Jack Fisher, R</b><br>OBP: 0.194, SLG: 0.143 (1, 1) S    |           |                                | 0-3<br>K            |                  | 0-3<br>K   |            |  | 0-0<br>1-3 |           | 3 0 0 0 0 2 1 |

| Inning Stats | R: 0<br>E: 0<br>K: 0<br>S: 3 | H: 0<br>LOB: 0<br>BB: 0<br>P: 3 | R: 0<br>E: 0<br>K: 0<br>S: 3 | H: 1<br>LOB: 0<br>BB: 0<br>P: 3 | R: 0<br>E: 1<br>K: 1<br>S: 6 | H: 0<br>LOB: 1<br>BB: 0<br>P: 6 | R: 1<br>E: 0<br>K: 0<br>S: 5 | H: 2<br>LOB: 1<br>BB: 0<br>P: 5 | R: 0<br>E: 0<br>K: 1<br>S: 5 | H: 0<br>LOB: 0<br>BB: 0<br>P: 5 | R: 0<br>E: 0<br>K: 0<br>S: 3 | H: 0<br>LOB: 0<br>BB: 0<br>P: 3 | R: 0<br>E: 0<br>K: 1<br>S: 5 | H: 0<br>LOB: 0<br>BB: 0<br>P: 5 | R: 0<br>E: 0<br>K: 1<br>S: 5 | H: 0<br>LOB: 0<br>BB: 0<br>P: 5 | R: 0<br>E: 0<br>K: 2<br>S: 8 | H: 1<br>LOB: 1<br>BB: 0<br>P: 8 | 1B: 3<br>2B: 1<br>3B: 0<br>HR: 0 | SF: 0<br>SAC: 1<br>DP: 1<br>HBP: 0 | WP: 0<br>PB: 0<br>SB: 0<br>CS: 0 | PA: 31 |
|--------------|------------------------------|---------------------------------|------------------------------|---------------------------------|------------------------------|---------------------------------|------------------------------|---------------------------------|------------------------------|---------------------------------|------------------------------|---------------------------------|------------------------------|---------------------------------|------------------------------|---------------------------------|------------------------------|---------------------------------|----------------------------------|------------------------------------|----------------------------------|--------|
|--------------|------------------------------|---------------------------------|------------------------------|---------------------------------|------------------------------|---------------------------------|------------------------------|---------------------------------|------------------------------|---------------------------------|------------------------------|---------------------------------|------------------------------|---------------------------------|------------------------------|---------------------------------|------------------------------|---------------------------------|----------------------------------|------------------------------------|----------------------------------|--------|

| PITCHER                                     | IP  | WLS | BF | H | R | ER | SO | BB | IBB | HBP | BLK | WP | HR | S  | P  | ERA  | WHIP  |
|---|-----|-----|----|---|---|----|----|----|-----|-----|-----|----|----|----|----|------|-------|
| <b>Juan Marichal, R</b><br>ERA: 2.13 (1, 1) | 9.0 | W   | 31 | 4 | 1 | 1  | 6  | 0  | 0   | 0   | 0   | 0  | 0  | 43 | 43 | 1.00 | 0.444 |

**BOTTOM**

**San Francisco Giants @ New York Mets**  
Shea Stadium, Flushing, NY  
Wed Aug 31 1966, 7:05 PM EDT  
Att. 50,508 - Unknown

|            |           |
|------------|-----------|
| <b>AB</b>  | <b>30</b> |
| <b>R</b>   | <b>1</b>  |
| <b>H</b>   | <b>4</b>  |
| <b>RBI</b> | <b>1</b>  |
| <b>BB</b>  | <b>0</b>  |
| <b>SO</b>  | <b>6</b>  |
| <b>LOB</b> | <b>7</b>  |



| PITCHER | IP | WLS | BF | H | R | ER | SO | BB | IBB | HBP | BLK | WP | HR | S | P | ERA | WHIP |
|---------|----|-----|----|---|---|----|----|----|-----|-----|-----|----|----|---|---|-----|------|
|---------|----|-----|----|---|---|----|----|----|-----|-----|-----|----|----|---|---|-----|------|

| Batter   | 1  | 2                               | 3                            | 4                               | 5                            | 6                               | 7                            | 8                               | 9                             | AB R H RBI BB SO LOB             | TOP                          |                                  |                              |                                 |                                  |                                    |                                  |        |
|--|--|---------------------------------|------------------------------|---------------------------------|------------------------------|---------------------------------|------------------------------|---------------------------------|-------------------------------|----------------------------------|------------------------------|----------------------------------|------------------------------|---------------------------------|----------------------------------|------------------------------------|----------------------------------|--------|
| Tito Fuentes, S (1, 6)<br>OBP: 0.277, SLG: 0.343       | 0-0<br>FC4-6<br>1B   |                                 |                              | 0-0<br>F7                       |                              | 0-0<br>F7                       |                              | 0-3<br>K                        |                               | 4 0 1 0 0 1 2                    |                              |                                  |                              |                                 |                                  |                                    |                                  |        |
| Jesus Alou, R (1, 9)<br>OBP: 0.273, SLG: 0.300         | 0-0<br>FC4-6<br>CS<br>1-2f   |                                 |                              | 0-0<br>SF8<br>3B                |                              | 0-0<br>F9                       |                              | 0-0<br>F7                       |                               | 4 1 1 0 0 0 2                    |                              |                                  |                              |                                 |                                  |                                    |                                  |        |
| Willie Mays, R (1, 8)<br>OBP: 0.367, SLG: 0.580        | 0-3<br>K<br>1-2  |                                 |                              | 0-0<br>SF8                      |                              |                                 | 0-3<br>K                     |                                 | 0-0<br>F3                     | 3 0 0 1 0 2 1                    |                              |                                  |                              |                                 |                                  |                                    |                                  |        |
| Willie McCovey, L (1, 3)<br>OBP: 0.386, SLG: 0.564     |  | 0-0<br>4-3                      |                              | 0-0<br>4-3                      |                              |                                 | 0-3<br>K                     |                                 | 0-0<br>2B                     | 4 0 1 0 0 1 0                    |                              |                                  |                              |                                 |                                  |                                    |                                  |        |
| Jim Ray Hart, R (1, 5)<br>OBP: 0.339, SLG: 0.507       |  | 0-0<br>6-3                      |                              |                                 | 0-3<br>K                     |                                 | 0-0<br>1B                    |                                 | 0-0<br>4-3                    | 4 0 1 0 0 1 1                    |                              |                                  |                              |                                 |                                  |                                    |                                  |        |
| Tom Haller, L (1, 2)<br>OBP: 0.310, SLG: 0.452         |  | 0-0<br>1-3                      |                              |                                 | 0-0<br>F7                    |                                 | 0-3<br>K                     |                                 |                               | 3 0 0 0 0 1 1                    |                              |                                  |                              |                                 |                                  |                                    |                                  |        |
| Bob Burda, L (1, 7)<br>OBP: 0.206, SLG: 0.281          |  |                                 | 0-0<br>F8                    |                                 | 0-0<br>F3                    |                                 |                              | 0-0<br>F8                       |                               | 3 0 0 0 0 0 0                    |                              |                                  |                              |                                 |                                  |                                    |                                  |        |
| Hal Lanier, R (1, 4)<br>OBP: 0.259, SLG: 0.291         |  |                                 | 0-0<br>1-3                   |                                 |                              | 0-0<br>F6                       |                              | 0-3<br>K                        |                               | 2 0 0 0 0 0 0                    |                              |                                  |                              |                                 |                                  |                                    |                                  |        |
| Cap Peterson, R (8, PH)<br>OBP: 0.289, SLG: 0.317      |  |                                 |                              |                                 |                              |                                 |                              |                                 |                               | 1 0 0 0 0 1 0                    |                              |                                  |                              |                                 |                                  |                                    |                                  |        |
| Lindy McDaniel, R (8, 1)<br>OBP: 0.059, SLG: 0.059     |  |                                 |                              |                                 |                              |                                 |                              |                                 |                               | 0 0 0 0 0 0 0                    |                              |                                  |                              |                                 |                                  |                                    |                                  |        |
| Gaylord Perry, R (1, 1)<br>OBP: 0.219, SLG: 0.222      |  |                                 | 0-0<br>3-1                   |                                 |                              | 0-0<br>1B                       |                              | 4-0<br>BB                       |                               | 2 0 1 0 0 0 0                    |                              |                                  |                              |                                 |                                  |                                    |                                  |        |
| Jim Davenport, R (8, PH)<br>OBP: 0.306, SLG: 0.383     |  |                                 |                              |                                 |                              |                                 |                              |                                 |                               | 0 0 0 0 1 0 0                    |                              |                                  |                              |                                 |                                  |                                    |                                  |        |
| <b>Inning Stats</b>                                    | R: 0<br>E: 0<br>K: 1<br>S: 5   | H: 1<br>LOB: 0<br>BB: 0<br>P: 5 | R: 0<br>E: 0<br>K: 0<br>S: 3 | H: 0<br>LOB: 0<br>BB: 0<br>P: 3 | R: 1<br>E: 0<br>K: 0<br>S: 4 | H: 1<br>LOB: 0<br>BB: 0<br>P: 4 | R: 0<br>E: 0<br>K: 1<br>S: 5 | H: 0<br>LOB: 0<br>BB: 0<br>P: 5 | R: 0<br>E: 0<br>K: 3<br>S: 10 | H: 1<br>LOB: 1<br>BB: 0<br>P: 10 | R: 0<br>E: 0<br>K: 2<br>S: 7 | H: 0<br>LOB: 1<br>BB: 1<br>P: 11 | R: 0<br>E: 0<br>K: 0<br>S: 4 | H: 1<br>LOB: 1<br>BB: 0<br>P: 4 | 1B: 3<br>2B: 1<br>3B: 1<br>HR: 0 | SF: 1<br>SAC: 0<br>DP: 0<br>HBP: 0 | WP: 0<br>PB: 0<br>SB: 0<br>CS: 1 | PA: 32 |
| <b>PITCHER</b><br>Dennis Ribant, R (1, 1)<br>ERA: 2.71 | IP: 9.0<br>WLS: W<br>BF: 32<br>H: 5<br>R: 1<br>ER: 1<br>SO: 7<br>BB: 1<br>IBB: 0<br>HBP: 0<br>BLK: 0<br>WP: 0<br>HR: 0<br>S: 45<br>P: 49<br>ERA: 1.00<br>WHIP: 0.667 |                                 |                              |                                 |                              |                                 |                              |                                 |                               |                                  |                              |                                  |                              |                                 |                                  |                                    |                                  |        |

**San Francisco Giants @ New York Mets**  
 Shea Stadium, Flushing, NY  
 Thu Sep 01 1966, 7:05 PM EDT  
 Att: 37,516 - Unknown

|            |    |
|------------|----|
| <b>AB</b>  | 30 |
| <b>R</b>   | 1  |
| <b>H</b>   | 5  |
| <b>RBI</b> | 1  |
| <b>BB</b>  | 1  |
| <b>SO</b>  | 7  |
| <b>LOB</b> | 7  |



[livebaseballscorecards.com](http://livebaseballscorecards.com)

| Batter  | 1         | 2                     | 3         | 4         | 5          | 6                    | 7          | 8          | 9 |
|---|-----------|-----------------------|-----------|-----------|------------|----------------------|------------|------------|---|
| <b>Cleon Jones, R</b><br>OBP: 0.322, SLG: 0.380 (1, 9)<br>S S S | 0-3<br>K  |                       | 0-0<br>G3 |           | 0-0<br>F4  |                      |            | 0-0<br>4-3 |   |
| <b>Chuck Hiller, L</b><br>OBP: 0.351, SLG: 0.377 (1, 4)<br>X    | 0-0<br>F5 |                       | 0-0<br>F9 |           |            | 0-0<br>3-1 4-3<br>1B |            | 0-0<br>F8  |   |
| <b>Ken Boyer, R</b><br>OBP: 0.311, SLG: 0.420 (1, 5)<br>S S S   | 0-3<br>K  |                       | 0-0<br>F9 |           |            | 0-0<br>4-3<br>1-2    |            | 0-0<br>F5  |   |
| <b>Al Luplow, L</b><br>OBP: 0.335, SLG: 0.345 (1, 8)<br>X       |           | 0-0<br>3-1 1B<br>1B   |           | 0-0<br>2B |            | 0-0<br>3-1<br>2-3    |            |            |   |
| <b>Larry Elliot, L</b><br>OBP: 0.328, SLG: 0.448 (1, 7)<br>X    |           | 0-0<br>1-2 3-1<br>1B  |           | 0-0<br>F4 |            | 0-3<br>K             |            |            |   |
| <b>Ed Kranepool, L</b><br>OBP: 0.320, SLG: 0.405 (1, 3)<br>X    |           | 0-0<br>3-1<br>1-2 2-3 |           | 0-0<br>F6 |            |                      | 0-0<br>F9  |            |   |
| <b>Eddie Bressoud, R</b><br>OBP: 0.317, SLG: 0.381 (1, 6)<br>X  |           | 0-0<br>2-H 3-H<br>1B  |           | 0-3<br>K  |            |                      | 0-0<br>3B  |            |   |
| <b>John Stephenson, L</b><br>OBP: 0.263, SLG: 0.258 (1, 2)<br>X |           | 0-0<br>F8             |           |           | 0-0<br>F6  |                      | 0-0<br>F6  |            |   |
| <b>Dennis Ribant, R</b><br>OBP: 0.179, SLG: 0.196 (1, 1)<br>X   |           | 0-0<br>6-3            |           |           | 0-0<br>6-3 |                      | 0-0<br>5-3 |            |   |

| AB | R | H | RBI | BB | SO | LOB |
|----|---|---|-----|----|----|-----|
| 4  | 0 | 0 | 0   | 0  | 1  | 0   |
| 4  | 0 | 1 | 0   | 0  | 0  | 0   |
| 4  | 0 | 0 | 0   | 0  | 1  | 1   |
| 3  | 1 | 2 | 0   | 0  | 0  | 1   |
| 3  | 1 | 1 | 0   | 0  | 1  | 2   |
| 3  | 0 | 0 | 0   | 0  | 0  | 3   |
| 3  | 0 | 2 | 2   | 0  | 1  | 1   |
| 3  | 0 | 0 | 0   | 0  | 0  | 2   |
| 3  | 0 | 0 | 0   | 0  | 0  | 2   |

**BOTTOM**

**San Francisco Giants @ New York Mets**  
Shea Stadium, Flushing, NY  
Thu Sep 01 1966, 7:05 PM EDT  
Att. 37,516 - Unknown

|            |           |
|------------|-----------|
| <b>AB</b>  | <b>30</b> |
| <b>R</b>   | <b>2</b>  |
| <b>H</b>   | <b>6</b>  |
| <b>RBI</b> | <b>2</b>  |
| <b>BB</b>  | <b>0</b>  |
| <b>SO</b>  | <b>4</b>  |
| <b>LOB</b> | <b>12</b> |



| Inning Stats                                 | R: 0    | H: 0   | E: 0   | K: 2 | S: 7 | LOB: 0 | BB: 0 | P: 7  |        |        |        |       |       |       |       |           |             |
|--|---------|--------|--------|------|------|--------|-------|-------|--------|--------|--------|-------|-------|-------|-------|-----------|-------------|
| <b>Gaylord Perry, R</b><br>ERA: 2.9 (1, 1)   | IP: 7.0 | WLS: L | BF: 27 | H: 6 | R: 2 | ER: 2  | SO: 4 | BB: 0 | IBB: 0 | HBP: 0 | BLK: 0 | WP: 0 | HR: 0 | S: 35 | P: 35 | ERA: 2.57 | WHIP: 0.857 |
| <b>Lindy McDaniel, R</b><br>ERA: 2.85 (8, 1) | IP: 1.0 | WLS: L | BF: 3  | H: 0 | R: 0 | ER: 0  | SO: 0 | BB: 0 | IBB: 0 | HBP: 0 | BLK: 0 | WP: 0 | HR: 0 | S: 3  | P: 3  | ERA: 0.00 | WHIP: 0.000 |

| 1B | 2B | 3B | HR | SF | SAC | DP | HBP | WP | PA |
|----|----|----|----|----|-----|----|-----|----|----|
| 4  | 1  | 1  | 0  | 0  | 0   | 0  | 0   | 0  | 30 |

| Batter                                      | 1  | 2                               | 3                            | 4                               | 5                            | 6                               | 7                                 | 8                               | 9                            | 10                              | 11                           | 12                              | AB                           | R                               | H                            | RBI                             | BB                           | SO                              | LOB                              | TOP   |  |
|---|--|---------------------------------|------------------------------|---------------------------------|------------------------------|---------------------------------|-----------------------------------|---------------------------------|------------------------------|---------------------------------|------------------------------|---------------------------------|------------------------------|---------------------------------|------------------------------|---------------------------------|------------------------------|---------------------------------|----------------------------------|---|--|
| Tito Fuentes, S<br>OBP: 0.276, SLG: 0.340   | 0-3<br>K   |                                 |                              | 0-0<br>6-3                      | 0-0<br>G6-4-3<br>1B          |                                 | 0-0<br>FC6-5<br>1B<br>2B          |                                 | 0-0<br>5-3                   |                                 | 0-0<br>1-3                   |                                 | 6                            | 1                               | 1                            | 2                               | 0                            | 1                               | 2                                | <b>San Francisco Giants @ St. Louis Cardinals</b><br><b>Busch Stadium, St. Louis, MO</b><br>Fri Sep 02 1966, 7:05 PM CDT<br>Att. 26,257 - Unknown |  |
| Jim Davenport, R<br>OBP: 0.307, SLG: 0.385  | 0-0<br>4-3   |                                 |                              | 0-0<br>5-3                      | 0-0<br>G6-4-3<br>1B          |                                 | 0-0<br>2B<br>1B                   |                                 | 0-0<br>2B                    |                                 | 0-0<br>F8                    |                                 | 6                            | 1                               | 2                            | 0                               | 0                            | 0                               | 2                                |   |  |
| Willie Mays, R<br>OBP: 0.368, SLG: 0.580    | 0-0<br>1-3   |                                 |                              | 0-0<br>E<br>1B<br>1B            |                              |                                 | 0-0<br>F9                         |                                 | 4-0<br>IBB                   |                                 | 0-0<br>F9                    |                                 | 5                            | 0                               | 2                            | 2                               | 1                            | 0                               | 0                                |   |  |
| Willie McCovey, L<br>OBP: 0.388, SLG: 0.561 |  | 4-0<br>G6-4-3<br>BB             |                              | 0-0<br>E<br>1B                  |                              |                                 | 0-0<br>4-3                        |                                 | 4-0<br>FC6-4<br>BB           |                                 | 0-0<br>4-3                   |                                 | 4                            | 0                               | 1                            | 0                               | 2                            | 1                               | 2                                |   |  |
| Jim Ray Hart, R<br>OBP: 0.335, SLG: 0.501   |  | 0-0<br>G6-4-3<br>1-2f           |                              | 0-0<br>E6                       |                              |                                 | 0-0<br>5-3                        |                                 | 0-0<br>FC6-4<br>1-2f         |                                 | 0-0<br>F9                    |                                 | 6                            | 0                               | 0                            | 0                               | 0                            | 0                               | 5                                |   |  |
| Tom Haller, L<br>OBP: 0.310, SLG: 0.455     |  | 0-0<br>F7                       |                              | 0-0<br>F9                       |                              |                                 | 0-0<br>1B<br>3B                   |                                 | 0-0<br>F9                    |                                 | 0-0<br>2B<br>P4-2<br>1B      |                                 | 6                            | 1                               | 2                            | 0                               | 0                            | 0                               | 3                                |   |  |
| Jesus Alou, R<br>OBP: 0.275, SLG: 0.306     |  |                                 | 0-0<br>1-3                   |                                 | 0-0<br>6-3                   |                                 | 0-0<br>SH1-3<br>FC6-5<br>1B<br>1B |                                 | 0-0<br>6-3                   |                                 | 0-0<br>1-3<br>2B             |                                 | 5                            | 1                               | 2                            | 1                               | 0                            | 0                               | 0                                |   |  |
| Hal Lanier, R<br>OBP: 0.261, SLG: 0.292     |  |                                 | 0-3<br>K                     |                                 | 0-0<br>1B<br>1B              |                                 | 0-0<br>FC6-5<br>SH1-3<br>1B<br>1B |                                 | 0-0<br>5-3                   |                                 | 4-0<br>IBB                   |                                 | 2                            | 1                               | 1                            | 0                               | 0                            | 1                               | 0                                |   |  |
| Bob Burda, L<br>OBP: 0.229, SLG: 0.303      |  |                                 | 0-3<br>K                     |                                 | 0-0<br>1B<br>1B              |                                 | 0-0<br>SH1-3                      |                                 |                              |                                 | 0-0<br>P4-2                  |                                 | 1                            | 0                               | 1                            | 0                               | 0                            | 0                               | 0                                |   |  |
| Don Mason, L<br>OBP: 0.125, SLG: 0.250      |  |                                 | 0-3<br>K                     |                                 | 0-0<br>1B<br>1B              |                                 | 0-0<br>SH1-3                      |                                 |                              |                                 | 0-0<br>3-Hf                  |                                 | 0                            | 0                               | 0                            | 0                               | 0                            | 0                               | 0                                |   |  |
| Ollie Brown, R<br>OBP: 0.291, SLG: 0.305    |  |                                 | 0-3<br>K                     |                                 | 0-0<br>1B<br>1B              |                                 | 0-0<br>SH1-3                      |                                 |                              |                                 |                              |                                 | 1                            | 0                               | 0                            | 0                               | 0                            | 0                               | 0                                |   |  |
| Joe Gibbon, R<br>OBP: 0.267, SLG: 0.214     |  |                                 | 0-3<br>K                     |                                 | 0-0<br>1B<br>1B              |                                 | 0-0<br>SH1-3                      |                                 |                              |                                 |                              |                                 | 0                            | 0                               | 0                            | 0                               | 0                            | 0                               | 0                                |   |  |
| Ron Harbel, R<br>OBP: 0.091, SLG: 0.028     |  |                                 |                              |                                 |                              |                                 |                                   |                                 |                              |                                 |                              |                                 | 1                            | 0                               | 1                            | 0                               | 0                            | 0                               | 0                                |   |  |
| Len Gabrielson, L<br>OBP: 0.270, SLG: 0.293 |  |                                 |                              |                                 |                              |                                 |                                   |                                 |                              |                                 |                              |                                 | 0                            | 0                               | 0                            | 0                               | 0                            | 0                               | 0                                |   |  |
| Bob Priddy, R<br>OBP: 0.207, SLG: 0.214     |  |                                 |                              |                                 |                              |                                 |                                   |                                 |                              |                                 |                              |                                 | 0                            | 0                               | 0                            | 0                               | 0                            | 0                               | 0                                |   |  |
| Ozzie Virgil, R<br>OBP: 0.247, SLG: 0.321   |  |                                 |                              |                                 |                              |                                 |                                   |                                 |                              |                                 |                              |                                 | 0                            | 0                               | 0                            | 0                               | 0                            | 0                               | 0                                |   |  |
| Frank Linzy, R<br>OBP: 0.188, SLG: 0.283    |  |                                 |                              |                                 |                              |                                 |                                   |                                 |                              |                                 |                              |                                 | 1                            | 0                               | 0                            | 0                               | 0                            | 0                               | 0                                |   |  |
| Cap Peterson, R<br>OBP: 0.287, SLG: 0.315   |  |                                 |                              |                                 |                              |                                 |                                   |                                 |                              |                                 |                              |                                 | 1                            | 0                               | 0                            | 0                               | 0                            | 0                               | 3                                |   |  |
| Lindy McDaniel, R<br>OBP: 0.099, SLG: 0.099 |  |                                 |                              |                                 |                              |                                 |                                   |                                 |                              |                                 |                              |                                 | 0                            | 0                               | 0                            | 0                               | 0                            | 0                               | 0                                |   |  |
| <b>Inning Stats</b>                         | R: 0<br>E: 0<br>K: 1<br>S: 5   | H: 0<br>LOB: 0<br>BB: 0<br>P: 5 | R: 0<br>E: 0<br>K: 0<br>S: 2 | H: 0<br>LOB: 0<br>BB: 1<br>P: 6 | R: 0<br>E: 0<br>K: 2<br>S: 7 | H: 0<br>LOB: 0<br>BB: 0<br>P: 7 | R: 0<br>E: 1<br>K: 0<br>S: 6      | H: 2<br>LOB: 3<br>BB: 0<br>P: 6 | R: 1<br>E: 0<br>K: 0<br>S: 5 | H: 3<br>LOB: 1<br>BB: 0<br>P: 5 | R: 0<br>E: 0<br>K: 0<br>S: 3 | H: 0<br>LOB: 0<br>BB: 0<br>P: 3 | R: 0<br>E: 0<br>K: 0<br>S: 4 | H: 1<br>LOB: 2<br>BB: 1<br>P: 8 | R: 0<br>E: 0<br>K: 0<br>S: 3 | H: 0<br>LOB: 0<br>BB: 0<br>P: 3 | R: 0<br>E: 0<br>K: 1<br>S: 5 | H: 0<br>LOB: 0<br>BB: 0<br>P: 5 | 1B: 9<br>2B: 4<br>3B: 1<br>HR: 0 | SF: 0<br>SAC: 1<br>DP: 3<br>HBP: 0  | WP: 0<br>PA: 51<br>PB: 0<br>SB: 0<br>CS: 0 |
| <b>PITCHER</b>                              | IP<br>WLS<br>BF<br>H<br>R<br>ER<br>SO<br>BB<br>HBP<br>BLK<br>WP<br>HR<br>S<br>P<br>ERA<br>WHIP |                                 |                              |                                 |                              |                                 |                                   |                                 |                              |                                 |                              |                                 |                              |                                 |                              |                                 |                              |                                 |                                  |   |  |
| Ray Washburn, R<br>ERA: 3.96                | (1, 1)<br>6.0  |                                 |                              |                                 |                              |                                 |                                   |                                 |                              |                                 |                              |                                 |                              |                                 |                              |                                 |                              |                                 |                                  |   |  |
| Nelson Briles, R<br>ERA: 3.34               | (7, 1)<br>0.2  |                                 |                              |                                 |                              |                                 |                                   |                                 |                              |                                 |                              |                                 |                              |                                 |                              |                                 |                              |                                 |                                  |   |  |
| Hal Woodeshick, L<br>ERA: 2.15              | (7, 1)<br>1.1  |                                 |                              |                                 |                              |                                 |                                   |                                 |                              |                                 |                              |                                 |                              |                                 |                              |                                 |                              |                                 |                                  |   |  |
| Don Dennis, R<br>ERA: 4.94                  | (9, 1)<br>0.2  |                                 |                              |                                 |                              |                                 |                                   |                                 |                              |                                 |                              |                                 |                              |                                 |                              |                                 |                              |                                 |                                  |   |  |
| Joe Hoerner, L<br>ERA: 1.16                 | (9, 1)<br>3.1  |                                 |                              |                                 |                              |                                 |                                   |                                 |                              |                                 |                              |                                 |                              |                                 |                              |                                 |                              |                                 |                                  |   |  |

|     |    |
|-----|----|
| AB  | 46 |
| R   | 5  |
| H   | 13 |
| RBI | 5  |
| BB  | 4  |
| SO  | 4  |
| LOB | 17 |





| Batter   | 1          | 2           | 3          | 4      | 5       | 6       | 7      | 8       | 9       | 10      | 11      | 12      | AB | R | H | RBI | BB | SO | LOB |
|--|------------|-------------|------------|--------|---------|---------|--------|---------|---------|---------|---------|---------|----|---|---|-----|----|----|-----|
| Lou Brock, L (1, 7) X<br>OBP: 0.332, SLG: 0.443      | 0-0 P1     |             | 0-0 F8     |        | 0-0 6-3 | 0-0 4-3 |        | 0-3 K   |         |         | 0-0 6-3 |         | 6  | 0 | 0 | 0   | 0  | 1  | 3   |
| Jerry Buchek, R (1, 4) X<br>OBP: 0.307, SLG: 0.377   | 0-0 E7     |             | 0-0        |        | 0-0     | 0-0 F4  |        | 0-0 F6  |         |         | 0-3 K   |         | 5  | 2 | 3 | 0   | 0  | 0  | 3   |
| Don Dennis, R (9, 1)<br>OBP: 0.083, SLG: 0.083       | 1B         |             | G6-4-3 1B  |        | 2B      |         |        |         |         |         |         |         | 0  | 0 | 0 | 0   | 0  | 0  | 0   |
| Joe Hoerner, R (9, 1)<br>OBP: 0.167, SLG: 0.667      | 1B         |             | 1B         |        | 1B      |         |        |         |         |         |         |         | 1  | 0 | 0 | 0   | 0  | 1  | 0   |
| Curt Flood, R (1, 8) X<br>OBP: 0.298, SLG: 0.358     | 0-0        |             | 0-0 G6-4-3 |        | 0-0 WP  |         | 0-0 F9 |         | 0-0 1-3 |         |         | 0-0 6-3 | 6  | 0 | 2 | 2   | 0  | 0  | 1   |
| Orlando Cepeda, R (1, 3) X<br>OBP: 0.356, SLG: 0.484 | 0-0 G6-4-3 |             | 0-0        |        | 0-3 K   |         | 0-0 F7 |         | 0-0 6-3 |         |         | 0-0     | 5  | 0 | 1 | 0   | 1  | 1  | 2   |
| Mike Shannon, R (1, 9)<br>OBP: 0.347, SLG: 0.471     |            | 0-0 1B      |            | 0-0 F4 | 4-0 WP  |         | 0-0 F7 |         | 0-0 1B  |         |         | 0-0     | 5  | 1 | 3 | 1   | 1  | 0  | 1   |
| Tim McCarver, L (1, 2) X<br>OBP: 0.324, SLG: 0.430   |            | 0-0 1B      |            | 0-0 F3 | 4-0     |         |        | 0-0 F5  |         | 0-0 4-3 |         |         | 4  | 0 | 1 | 0   | 1  | 0  | 1   |
| Charley Smith, R (1, 5)<br>OBP: 0.307, SLG: 0.406    |            | 0-0 1B      |            | 0-0    | 1-2 2-3 |         |        | 4-0 1B  |         | 0-3 K   |         |         | 4  | 1 | 2 | 2   | 1  | 1  | 3   |
| Dal Maxvill, R (1, 6)<br>OBP: 0.337, SLG: 0.328      |            | 0-0 9-2-1-5 |            | 0-0    | 1-3     |         |        | 0-0 4-3 |         | 0-0 4-3 |         |         | 4  | 0 | 2 | 0   | 1  | 0  | 2   |
| Ray Washburn, R (1, 1)<br>OBP: 0.136, SLG: 0.205     |            | 0-3 K       |            | 0-3    | 3-H     |         |        | 0-0 E6  |         |         | 0-0 F9  |         | 3  | 0 | 0 | 0   | 0  | 3  | 4   |
| Nelson Briles, R (7, 1)<br>OBP: 0.125, SLG: 0.079    |            |             |            |        |         |         |        |         |         |         |         |         | 0  | 0 | 0 | 0   | 0  | 0  | 0   |
| Hal Woodeshick, R (7, 1)<br>OBP: 0.200, SLG: 0.400   |            |             |            |        |         |         |        |         |         |         |         |         | 0  | 0 | 0 | 0   | 0  | 0  | 0   |
| Tito Franconeri, L (8, PH)<br>OBP: 0.253, SLG: 0.336 |            |             |            |        |         |         |        |         |         |         |         |         | 1  | 0 | 0 | 1   | 0  | 0  | 1   |
| Al Jackson, L (8, PR)<br>OBP: 0.335, SLG: 0.286      |            |             |            |        |         |         |        |         |         |         |         |         | 0  | 0 | 0 | 0   | 0  | 0  | 0   |
| Julian Javier, R (9, 4)<br>OBP: 0.270, SLG: 0.328    |            |             |            |        |         |         |        |         |         |         |         |         | 1  | 0 | 0 | 0   | 0  | 0  | 0   |


| Inning Stats | R: 1 | H: 2 | E: 1 | LOB: 0 | K: 0 | P: 4 | R: 1 | H: 3 | E: 0 | LOB: 1 | K: 1 | P: 7 | R: 0 | H: 1 | E: 0 | LOB: 0 | K: 0 | P: 3 | R: 1 | H: 1 | E: 0 | LOB: 2 | K: 1 | P: 14 | R: 1 | H: 2 | E: 0 | LOB: 3 | K: 1 | P: 15 | R: 0 | H: 1 | E: 0 | LOB: 1 | K: 1 | P: 6 | R: 0 | H: 0 | E: 0 | LOB: 0 | K: 0 | P: 3 | R: 1 | H: 1 | E: 1 | LOB: 2 | K: 1 | P: 11 | R: 0 | H: 1 | E: 0 | LOB: 1 | K: 0 | P: 3 | R: 0 | H: 0 | E: 0 | LOB: 0 | K: 1 | P: 5 | R: 0 | H: 2 | E: 0 | LOB: 1 | K: 0 | P: 3 | R: 1 | H: 2 | E: 0 | LOB: 1 | K: 0 | P: 3 | 1B: 10 | SF: 0 | 2B: 5 | SAC: 0 | 3B: 0 | DP: 3 | HR: 0 | HBP: 0 | WP: 1 | PA: 50 |
|--------------|------|------|------|--------|------|------|------|------|------|--------|------|------|------|------|------|--------|------|------|------|------|------|--------|------|-------|------|------|------|--------|------|-------|------|------|------|--------|------|------|------|------|------|--------|------|------|------|------|------|--------|------|-------|------|------|------|--------|------|------|------|------|------|--------|------|------|------|------|------|--------|------|------|------|------|------|--------|------|------|--------|-------|-------|--------|-------|-------|-------|--------|-------|--------|
|--------------|------|------|------|--------|------|------|------|------|------|--------|------|------|------|------|------|--------|------|------|------|------|------|--------|------|-------|------|------|------|--------|------|-------|------|------|------|--------|------|------|------|------|------|--------|------|------|------|------|------|--------|------|-------|------|------|------|--------|------|------|------|------|------|--------|------|------|------|------|------|--------|------|------|------|------|------|--------|------|------|--------|-------|-------|--------|-------|-------|-------|--------|-------|--------|

| PITCHER                                | IP  | WLS | BF | H | R | ER | SO | BB | IBB | HBP | BLK | WP | HR | S  | P  | ERA  | WHIP  |
|--|-----|-----|----|---|---|----|----|----|-----|-----|-----|----|----|----|----|------|-------|
| Joe Gibbon, L (1, 1)<br>ERA: 3.79      | 1.0 |     | 6  | 4 | 2 | 1  | 0  | 0  | 0   | 0   | 0   | 0  | 0  | 6  | 6  | 9.00 | 4.000 |
| Ron Herbel, R (2, 1)<br>ERA: 4.16      | 3.0 |     | 12 | 3 | 1 | 1  | 2  | 1  | 1   | 0   | 0   | 0  | 0  | 14 | 22 | 3.00 | 1.333 |
| Bob Priddy, R (5, 1)<br>ERA: 3.92      | 2.0 |     | 11 | 3 | 1 | 1  | 2  | 1  | 1   | 0   | 0   | 1  | 0  | 13 | 21 | 4.50 | 2.000 |
| Frank Linzy, R (7, 1)<br>ERA: 2.68     | 3.0 |     | 12 | 2 | 1 | 1  | 1  | 1  | 0   | 0   | 0   | 0  | 0  | 13 | 17 | 3.00 | 1.000 |
| Lindy McDaniel, R (10, 1)<br>ERA: 2.88 | 2.1 | L   | 9  | 2 | 1 | 1  | 2  | 0  | 0   | 0   | 0   | 0  | 0  | 13 | 13 | 3.86 | 0.857 |

**San Francisco Giants @ St. Louis Cardinals**  
**Busch Stadium, St. Louis, MO**  
 Fri Sep 02 1966, 7:05 PM CDT  
 Att: 26,257 - Unknown

livebaseballscorecards.com

|     |    |
|-----|----|
| AB  | 45 |
| R   | 4  |
| H   | 14 |
| RBI | 6  |
| BB  | 5  |
| SO  | 7  |
| LOB | 21 |



| Batter  | 1  | 2   | 3                            | 4                                | 5                            | 6                               | 7                            | 8                               | 9                            | AB R H RBI BB SO LOB            | TOP                          |                                 |                              |                                 |                              |                                 |                              |                                 |                                  |                                    |                                  |        |
|---|--|---|------------------------------|----------------------------------|------------------------------|---------------------------------|------------------------------|---------------------------------|------------------------------|---------------------------------|------------------------------|---------------------------------|------------------------------|---------------------------------|------------------------------|---------------------------------|------------------------------|---------------------------------|----------------------------------|------------------------------------|----------------------------------|--------|
| Tito Fuentes, S (1, 6)<br>OBP: 0.276, SLG: 0.340      | 0-0<br>G4-6-3<br>1B  |   | 0-0<br>5-3                   |                                  | 0-3<br>K                     |                                 | 0-0<br>F7                    |                                 |                              | 4 0 1 0 0 1 2                   |                              |                                 |                              |                                 |                              |                                 |                              |                                 |                                  |                                    |                                  |        |
| Ozzie Virgil, R (1, 3)<br>OBP: 0.236, SLG: 0.306      | 0-0<br>G4-6-3<br>1-2f  |   | 0-0<br>F3                    |                                  | 0-0<br>G5-6-4-3<br>1-2f      |                                 |                              | 0-0<br>6-3                      |                              | 4 0 0 0 0 0 3                   |                              |                                 |                              |                                 |                              |                                 |                              |                                 |                                  |                                    |                                  |        |
| Jim Davenport, R (1, 5)<br>OBP: 0.302, SLG: 0.380     | 0-0<br>F9  |   | 0-0<br>F8                    |                                  |                              | 0-0<br>F7                       |                              | 0-0<br>F7                       |                              | 4 0 0 0 0 0 0                   |                              |                                 |                              |                                 |                              |                                 |                              |                                 |                                  |                                    |                                  |        |
| Willie Mays, R (1, 8)<br>OBP: 0.371, SLG: 0.578       |  | 4-0<br>1B<br>1B<br>BB                         |                              | 4-0<br>BB<br>BB                  |                              | 0-0<br>F3                       |                              | 4-0<br>BB<br>BB                 |                              | 1 1 0 0 3 0 0                   |                              |                                 |                              |                                 |                              |                                 |                              |                                 |                                  |                                    |                                  |        |
| Jesus Alou, R (1, 7)<br>OBP: 0.278, SLG: 0.319        |  | 0-0<br>SH5-3<br>1-3<br>FC5-2-6-5<br>1B<br>1B  |                              | 0-0<br>F8                        |                              | 0-0<br>HR                       |                              | 0-0<br>G3                       |                              | 4 1 2 1 0 0 2                   |                              |                                 |                              |                                 |                              |                                 |                              |                                 |                                  |                                    |                                  |        |
| Ollie Brown, R (1, 9)<br>OBP: 0.293, SLG: 0.307       |  | 0-0<br>FC5-2-6-5<br>SH5-3<br>1-2<br>3-H<br>1B |                              | 0-3<br>K                         |                              | 0-0<br>1B                       |                              | 0-0<br>F7                       |                              | 4 0 2 1 0 1 1                   |                              |                                 |                              |                                 |                              |                                 |                              |                                 |                                  |                                    |                                  |        |
| Hal Lanier, R (1, 4)<br>OBP: 0.259, SLG: 0.290        |  | 0-0<br>SH5-3                                  |                              | 0-0<br>6-3                       |                              | 0-0<br>F8                       |                              | 0-0<br>F9                       |                              | 2 0 0 0 0 0 2                   |                              |                                 |                              |                                 |                              |                                 |                              |                                 |                                  |                                    |                                  |        |
| Jim Ray Hart, R (9, PH)<br>OBP: 0.335, SLG: 0.500     |  | 1-2<br>2-3                                    |                              |                                  |                              |                                 |                              | 0-0<br>F8                       |                              | 1 0 0 0 0 0 0                   |                              |                                 |                              |                                 |                              |                                 |                              |                                 |                                  |                                    |                                  |        |
| Bob Barton, R (1, 2)<br>OBP: 0.224, SLG: 0.210        |  | 0-0<br>FC5-2-6-5                              |                              |                                  |                              | 0-0<br>1B<br>1B                 |                              | 0-0<br>F8                       |                              | 3 0 1 0 0 1 2                   |                              |                                 |                              |                                 |                              |                                 |                              |                                 |                                  |                                    |                                  |        |
| Willie McCovey, L (9, PH)<br>OBP: 0.387, SLG: 0.560   |  | 2-3<br>3-H                                    |                              |                                  |                              |                                 |                              | 0-0<br>F8                       |                              | 1 0 0 0 0 0 0                   |                              |                                 |                              |                                 |                              |                                 |                              |                                 |                                  |                                    |                                  |        |
| Bobby Bolin, R (1, 1)<br>OBP: 0.231, SLG: 0.237       |  | 0-3<br>K                                      |                              |                                  |                              | 0-0<br>1B                       |                              | 0-3<br>K                        |                              | 2 0 1 0 0 1 2                   |                              |                                 |                              |                                 |                              |                                 |                              |                                 |                                  |                                    |                                  |        |
| Cap Peterson, R (7, PH)<br>OBP: 0.286, SLG: 0.313     |  |   |                              |                                  |                              | 0-0<br>1B                       |                              |                                 |                              | 1 0 0 0 0 1 0                   |                              |                                 |                              |                                 |                              |                                 |                              |                                 |                                  |                                    |                                  |        |
| Lindy McDaniel, R (7, 1)<br>OBP: 0.059, SLG: 0.059    |  |   |                              |                                  |                              | 1-2<br>1B                       |                              |                                 |                              | 0 0 0 0 0 0 0                   |                              |                                 |                              |                                 |                              |                                 |                              |                                 |                                  |                                    |                                  |        |
| <b>Inning Stats</b>                                   | R: 0<br>E: 0<br>K: 0<br>S: 3   | H: 1<br>LOB: 0<br>BB: 0<br>P: 3               | R: 1<br>E: 0<br>K: 1<br>S: 7 | H: 2<br>LOB: 2<br>BB: 1<br>P: 11 | R: 0<br>E: 0<br>K: 0<br>S: 3 | H: 0<br>LOB: 0<br>BB: 0<br>P: 3 | R: 0<br>E: 0<br>K: 1<br>S: 5 | H: 0<br>LOB: 1<br>BB: 1<br>P: 9 | R: 0<br>E: 0<br>K: 1<br>S: 6 | H: 2<br>LOB: 1<br>BB: 0<br>P: 6 | R: 1<br>E: 0<br>K: 0<br>S: 5 | H: 2<br>LOB: 1<br>BB: 0<br>P: 5 | R: 0<br>E: 0<br>K: 2<br>S: 7 | H: 0<br>LOB: 0<br>BB: 0<br>P: 7 | R: 0<br>E: 0<br>K: 0<br>S: 3 | H: 0<br>LOB: 1<br>BB: 1<br>P: 7 | R: 0<br>E: 0<br>K: 0<br>S: 3 | H: 0<br>LOB: 0<br>BB: 0<br>P: 3 | 1B: 6<br>2B: 0<br>3B: 0<br>HR: 1 | SF: 0<br>SAC: 1<br>DP: 2<br>HBP: 0 | WP: 0<br>PB: 0<br>SB: 0<br>CS: 0 | PA: 35 |
| <b>PITCHER</b><br>Larry Jaster, L (1, 1)<br>ERA: 3.36 | IP: 9.0<br>WLS: W<br>BF: 35<br>H: 7<br>R: 2<br>ER: 2<br>SO: 5<br>BB: 3<br>IBB: 0<br>HBP: 0<br>BLK: 0<br>WP: 0<br>HR: 1<br>S: 42<br>P: 54<br>ERA: 2.00<br>WHIP: 1.111 |   |                              |                                  |                              |                                 |                              |                                 |                              |                                 |                              |                                 |                              |                                 |                              |                                 |                              |                                 |                                  |                                    |                                  |        |

San Francisco Giants @ St. Louis Cardinals  
 Busch Stadium, St. Louis, MO  
 Sat Sep 03 1966, 3:33 AM CDT  
 Att: 20,574 - Unknown

livebaseballscorecards.com

|     |    |
|-----|----|
| AB  | 31 |
| R   | 2  |
| H   | 7  |
| RBI | 2  |
| BB  | 3  |
| SO  | 5  |
| LOB | 14 |



| Batter   | 1   | 2 | 3 | 4  | 5 | 6  | 7 | 8 | 9 | AB | R | H | RBI | BB | SO | LOB |
|--|-----|---|---|----|---|----|---|---|---|----|---|---|-----|----|----|-----|
| Lou Brock, L (1, 7)<br>OBP: 0.331, SLG: 0.447      | F8  | K |   | HR |   | F6 |   | K |   | 5  | 1 | 1 | 1   | 0  | 2  | 2   |
| Jerry Buchek, R (1, 4)<br>OBP: 0.310, SLG: 0.377   | 1B  | K |   | K  |   |    |   |   |   | 3  | 1 | 1 | 0   | 1  | 2  | 2   |
| Julian Javier, R (7, PR)<br>OBP: 0.270, SLG: 0.328 | 6-3 |   |   |    |   |    |   |   |   | 0  | 0 | 0 | 0   | 0  | 0  | 0   |
| Curt Flood, R (1, 8)<br>OBP: 0.298, SLG: 0.360     | 6-3 |   |   |    |   |    |   |   |   | 3  | 0 | 1 | 0   | 0  | 1  | 1   |
| Orlando Cepeda, R (1, 3)<br>OBP: 0.362, SLG: 0.486 | 1B  |   |   |    |   |    |   |   |   | 2  | 0 | 2 | 1   | 1  | 0  | 0   |
| Mike Shannon, R (1, 9)<br>OBP: 0.343, SLG: 0.466   | K   |   |   |    |   |    |   |   |   | 4  | 0 | 0 | 0   | 0  | 2  | 6   |
| Tim McCarver, L (1, 2)<br>OBP: 0.327, SLG: 0.430   |     |   |   |    |   |    |   |   |   | 2  | 1 | 1 | 0   | 2  | 0  | 2   |
| Charley Smith, R (1, 5)<br>OBP: 0.304, SLG: 0.402  |     |   |   |    |   |    |   |   |   | 4  | 0 | 0 | 0   | 0  | 0  | 8   |
| Dal Maxvill, R (1, 6)<br>OBP: 0.336, SLG: 0.327    |     |   |   |    |   |    |   |   |   | 4  | 0 | 1 | 0   | 0  | 1  | 0   |
| Larry Jaster, L (1, 1)<br>OBP: 0.243, SLG: 0.206   |     |   |   |    |   |    |   |   |   | 3  | 0 | 0 | 1   | 0  | 0  | 0   |

**BOTTOM**

San Francisco Giants @ St. Louis Cardinals  
 Busch Stadium, St. Louis, MO  
 Sat Sep 03 1966, 3:33 AM CDT  
 Att. 20,574 - Unknown

|     |    |
|-----|----|
| AB  | 30 |
| R   | 3  |
| H   | 7  |
| RBI | 3  |
| BB  | 4  |
| SO  | 8  |
| LOB | 21 |



| Inning Stats   |      |      |        |      |       |      |      |      |        |      |       |      |      |      |        | 1B    | SF     | 2B        | SAC         | 3B   | DP     | HR   | HBP  | WP   | PA   | ERA  | WHIP   |      |       |      |      |      |        |      |      |      |      |      |        |      |       |      |      |      |        |      |      |       |       |       |        |       |       |       |        |       |        |           |             |
|--|------|------|--------|------|-------|------|------|------|--------|------|-------|------|------|------|--------|-------|--------|-----------|-------------|------|--------|------|------|------|------|------|--------|------|-------|------|------|------|--------|------|------|------|------|------|--------|------|-------|------|------|------|--------|------|------|-------|-------|-------|--------|-------|-------|-------|--------|-------|--------|-----------|-------------|
| R: 1   | H: 1 | E: 0 | LOB: 1 | K: 1 | P: 10 | R: 1 | H: 2 | E: 1 | LOB: 2 | K: 2 | P: 10 | R: 0 | H: 1 | E: 0 | LOB: 2 | K: 1  | P: 7   | R: 1      | H: 1        | E: 0 | LOB: 0 | K: 1 | P: 6 | R: 0 | H: 1 | E: 0 | LOB: 2 | K: 1 | P: 10 | R: 0 | H: 0 | E: 0 | LOB: 0 | K: 0 | P: 3 | R: 0 | H: 1 | E: 0 | LOB: 3 | K: 0 | P: 12 | R: 0 | H: 0 | E: 0 | LOB: 0 | K: 2 | P: 7 | 1B: 5 | SF: 1 | 2B: 1 | SAC: 1 | 3B: 0 | DP: 0 | HR: 1 | HBP: 1 | WP: 0 | PA: 37 | ERA: 4.50 | WHIP: 1.167 |
| PITCHER<br>Bobby Bolin, R (1, 1) ERA: 3.25<br>Lindy McDaniel, R (7, 1) ERA: 2.82 |      |      |        |      |       |      |      |      |        |      |       |      |      |      |        | WP: 0 | PA: 37 | ERA: 0.00 | WHIP: 0.500 |      |        |      |      |      |      |      |        |      |       |      |      |      |        |      |      |      |      |      |        |      |       |      |      |      |        |      |      |       |       |       |        |       |       |       |        |       |        |           |             |

| Batter  | 1   | 2                               | 3                            | 4                               | 5                            | 6                               | 7                            | 8                                | 9                              | AB R H RBI BB SO LOB            | TOP  |                                 |                              |                                 |                              |                                 |                                   |                                    |                                  |        |
|---|---|---------------------------------|------------------------------|---------------------------------|------------------------------|---------------------------------|------------------------------|----------------------------------|--------------------------------|---------------------------------|--|---------------------------------|------------------------------|---------------------------------|------------------------------|---------------------------------|-----------------------------------|------------------------------------|----------------------------------|--------|
| Tito Fuentes, S<br>OBP: 0.279, SLG: 0.350 (1, 6) X    | 0-0<br>1-4-3<br>E<br>1B                               | 0-0<br>FC4-6<br>CS<br>1-2f      |                              | 0-0<br>1-H<br>HR                |                              |                                 | 0-0<br>F5                    |                                  | 0-0<br>2B<br>1B                | 5 3 3 2 0 0 1                   | <p>San Francisco Giants @ St. Louis Cardinals</p> <p>Busch Stadium, St. Louis, MO</p> <p>Sun Sep 04 1966, 3:33 AM CDT</p> <p>Att: 33,824 - Unknown</p> <p>livebaseballscorecards.com</p> |                                 |                              |                                 |                              |                                 |                                   |                                    |                                  |        |
| Willie McCovey, L<br>OBP: 0.389, SLG: 0.570 (1, 3) X  | 0-0<br>1-4-3<br>E<br>1B                               | 0-0<br>CS<br>1-2                | 0-0<br>HR                    | 0-0<br>G1                       |                              |                                 | 0-3<br>K                     | 0-0<br>1B<br>2B                  | 5 3 3 3 0 1 0                  |                                 |  |                                 |                              |                                 |                              |                                 |                                   |                                    |                                  |        |
| Willie Mays, R<br>OBP: 0.370, SLG: 0.574 (1, 8) S S S | 0-3<br>K  |                                 | 0-3<br>K                     |                                 | 0-0<br>F8                    |                                 | 0-0<br>F8                    | 0-0<br>FC6<br>1B                 | 5 0 1 1 0 2 2                  |                                 |  |                                 |                              |                                 |                              |                                 |                                   |                                    |                                  |        |
| Jim Ray Hart, R<br>OBP: 0.331, SLG: 0.495 (1, 5) X    | 0-0<br>1-4-3<br>1-2<br>2-3                            |                                 | 0-0<br>F3                    |                                 | 0-0<br>E4<br>G5-4-3          |                                 | 0-0<br>4-3                   | 0-0<br>FC6<br>1-2f               | 5 0 0 0 0 0 3                  |                                 |  |                                 |                              |                                 |                              |                                 |                                   |                                    |                                  |        |
| Jesus Alou, R<br>OBP: 0.278, SLG: 0.322 (1, 7) X      | 0-0<br>E3<br>WP<br>1B<br>2-H<br>3-H                   |                                 | 0-0<br>2B                    |                                 | 0-0<br>G5-4-3<br>1-2f        |                                 | 0-0<br>G3                    |                                  | 4 1 1 0 0 0 1                  |                                 |  |                                 |                              |                                 |                              |                                 |                                   |                                    |                                  |        |
| Ollie Brown, R<br>OBP: 0.296, SLG: 0.310 (1, 9) X     | 0-0<br>1-H<br>1B                                      |                                 | 0-3<br>K                     |                                 | 0-0<br>CS<br>1B              |                                 | 0-0<br>F6                    |                                  | 4 0 2 1 0 1 1                  |                                 |  |                                 |                              |                                 |                              |                                 |                                   |                                    |                                  |        |
| Hal Lanier, R<br>OBP: 0.259, SLG: 0.290 (1, 4) X      | 0-0<br>6-3  |                                 | 0-0<br>5-3                   |                                 | 0-0<br>6-3<br>1-2            |                                 |                              | 0-0<br>FC4-6<br>1B               | 4 0 1 0 0 0 2                  |                                 |  |                                 |                              |                                 |                              |                                 |                                   |                                    |                                  |        |
| Bob Barton, R<br>OBP: 0.243, SLG: 0.231 (1, 2)        |   | 0-0<br>FC1-6<br>1B              |                              | 0-0<br>5-3                      |                              | 0-0<br>1B                       |                              | 0-0<br>FC4-6<br>FC1-6<br>1-2f    | 3 0 2 0 0 0 0<br>1 0 0 0 0 0 1 |                                 |  |                                 |                              |                                 |                              |                                 |                                   |                                    |                                  |        |
| Tom Haller, L<br>OBP: 0.310, SLG: 0.454 (7, 2)        |   |                                 |                              |                                 |                              |                                 |                              |                                  |                                |                                 |  |                                 |                              |                                 |                              |                                 |                                   |                                    |                                  |        |
| Juan Marichal, R<br>OBP: 0.245, SLG: 0.287 (1, 1) X   |   | 0-0<br>FC1-6<br>FC4-6<br>1-2f   |                              | 0-0<br>HR<br>1B                 |                              | 0-0<br>1-3                      |                              | 0-0<br>FC1-6<br>1B<br>2B<br>1-2f | 4 2 1 0 0 0 3                  |                                 |  |                                 |                              |                                 |                              |                                 |                                   |                                    |                                  |        |
| <b>Inning Stats</b>                                   | R: 3<br>E: 1<br>K: 1<br>S: 9                          | H: 3<br>LOB: 1<br>BB: 0<br>P: 9 | R: 0<br>E: 0<br>K: 0<br>S: 3 | H: 1<br>LOB: 0<br>BB: 0<br>P: 3 | R: 1<br>E: 0<br>K: 2<br>S: 9 | H: 2<br>LOB: 1<br>BB: 0<br>P: 9 | R: 2<br>E: 0<br>K: 0<br>S: 5 | H: 2<br>LOB: 0<br>BB: 0<br>P: 5  | R: 0<br>E: 1<br>K: 0<br>S: 3   | H: 0<br>LOB: 0<br>BB: 0<br>P: 3 | R: 0<br>E: 0<br>K: 1<br>S: 5   | H: 0<br>LOB: 0<br>BB: 0<br>P: 5 | R: 0<br>E: 0<br>K: 0<br>S: 3 | H: 0<br>LOB: 0<br>BB: 0<br>P: 3 | R: 3<br>E: 0<br>K: 0<br>S: 7 | H: 4<br>LOB: 1<br>BB: 0<br>P: 7 | 1B: 10<br>2B: 2<br>3B: 0<br>HR: 2 | SF: 0<br>SAC: 0<br>DP: 1<br>HBP: 0 | WP: 1<br>PB: 0<br>SB: 0<br>CS: 2 | PA: 41 |
| <b>PITCHER</b>  | IP WLS BF H R ER SO BB IBB HBP BLK WP HR S P ERA WHIP |                                 |                              |                                 |                              |                                 |                              |                                  |                                |                                 |  |                                 |                              |                                 |                              |                                 |                                   |                                    |                                  |        |
| Al Jackson, L<br>ERA: 2.54 (1, 1)                     | 6.0 L 27 10 6 3 3 0 0 0 0 1 2 33 33 4.50 1.667        |                                 |                              |                                 |                              |                                 |                              |                                  |                                |                                 |  |                                 |                              |                                 |                              |                                 |                                   |                                    |                                  |        |
| Don Dennis, R<br>ERA: 5.15 (7, 1)                     | 3.0 13 4 3 3 1 0 0 0 0 0 0 15 15 9.00 1.333           |                                 |                              |                                 |                              |                                 |                              |                                  |                                |                                 |  |                                 |                              |                                 |                              |                                 |                                   |                                    |                                  |        |

|     |    |
|-----|----|
| AB  | 40 |
| R   | 9  |
| H   | 14 |
| RBI | 7  |
| BB  | 0  |
| SO  | 4  |
| LOB | 14 |



| Batter   | 1          | 2                  | 3               | 4         | 5                  | 6         | 7               | 8          | 9         | AB | R | H | RBI | BB | SO | LOB |
|--|------------|--------------------|-----------------|-----------|--------------------|-----------|-----------------|------------|-----------|----|---|---|-----|----|----|-----|
| Lou Brock, L<br>OBP: 0.332, SLG: 0.447 (1, 7)      | 0-0<br>4-3 |                    | 0-0<br>1B       |           | 0-0<br>E6<br>1B    |           | 0-0<br>F8<br>1B |            |           | 4  | 1 | 2 | 0   | 0  | 0  | 0   |
| Jerry Buchek, R<br>OBP: 0.313, SLG: 0.378 (1, 4)   | 0-3<br>K   |                    | 0-0<br>L3<br>1B |           | 0-0<br>FC5-4<br>1B |           | 0-0<br>F8       |            |           | 4  | 0 | 2 | 1   | 0  | 1  | 1   |
| Curt Flood, R<br>OBP: 0.296, SLG: 0.357 (1, 8)     | 0-0<br>6-3 |                    | 0-0<br>L3       |           | 0-0<br>FC5-4       |           | 0-0<br>6-3      |            |           | 4  | 0 | 0 | 0   | 0  | 0  | 4   |
| Orlando Cepeda, R<br>OBP: 0.365, SLG: 0.487 (1, 3) |            | 4-0<br>BB          |                 | 0-3<br>K  |                    | 0-0<br>1B |                 | 4-0<br>BB  |           | 2  | 0 | 1 | 0   | 2  | 1  | 0   |
| Tim McCarver, L<br>OBP: 0.327, SLG: 0.429 (1, 2)   |            | 0-0<br>G6-3        |                 | 0-3<br>K  |                    | 0-0<br>1B |                 | 0-0<br>F9  |           | 4  | 0 | 1 | 0   | 0  | 1  | 2   |
| Mike Shannon, R<br>OBP: 0.348, SLG: 0.467 (1, 9)   |            | 4-0<br>FC6-4<br>BB |                 | 0-0<br>1B |                    | 0-0<br>1B |                 | 0-0<br>F5  |           | 3  | 0 | 2 | 1   | 1  | 0  | 0   |
| Charley Smith, R<br>OBP: 0.301, SLG: 0.397 (1, 5)  |            | 0-0<br>FC6-4       |                 | 0-3<br>K  |                    | 0-3<br>K  |                 | 0-0<br>5-3 |           | 4  | 0 | 0 | 0   | 0  | 2  | 4   |
| Dal Maxvill, R<br>OBP: 0.332, SLG: 0.323 (1, 6)    |            |                    | 0-3<br>K        |           | 0-0<br>F9          |           | 0-0<br>F7       |            | 0-3<br>K  | 4  | 0 | 0 | 0   | 0  | 2  | 2   |
| Al Jackson, L<br>OBP: 0.243, SLG: 0.292 (1, 1)     |            |                    | 0-0<br>1B       |           | 0-0<br>G3          |           | 0-0<br>F3       |            | 0-0<br>F3 | 2  | 0 | 1 | 0   | 0  | 0  | 0   |
| Tito Francona, L<br>OBP: 0.252, SLG: 0.333 (6, PH) |            |                    |                 |           |                    |           |                 |            |           | 1  | 0 | 0 | 0   | 0  | 0  | 2   |
| Don Dennis, R<br>OBP: 0.083, SLG: 0.083 (7, 1)     |            |                    |                 |           |                    |           |                 |            |           | 0  | 0 | 0 | 0   | 0  | 0  | 0   |
| Ed Spiezio, R (9, PH)                              |            |                    |                 |           |                    |           |                 |            |           | 1  | 0 | 0 | 0   | 0  | 0  | 0   |

| Inning Stats                                    | R: 0 | H: 0 | E: 0 | K: 1 | S: 5 | R: 0 | H: 0 | E: 0 | K: 0 | S: 2 | R: 0 | H: 3 | E: 0 | K: 1 | S: 7 | R: 0 | H: 1 | E: 0 | K: 3 | S: 10 | R: 1 | H: 1 | E: 1 | K: 0 | S: 5 | R: 1 | H: 3 | E: 0 | K: 1 | S: 8 | R: 0 | H: 1 | E: 0 | K: 0 | S: 3 | R: 0 | H: 0 | E: 0 | K: 0 | S: 2 | R: 0 | H: 0 | E: 0 | K: 1 | S: 5 | 1B: 9 | 2B: 1 | 3B: 0 | HR: 0 | SF: 0 | SAC: 0 | DP: 2 | HBP: 0 | WP: 0 | PA: 36 |
|---|------|------|------|------|------|------|------|------|------|------|------|------|------|------|------|------|------|------|------|-------|------|------|------|------|------|------|------|------|------|------|------|------|------|------|------|------|------|------|------|------|------|------|------|------|------|-------|-------|-------|-------|-------|--------|-------|--------|-------|--------|
| PITCHER<br>Juan Marichal, R<br>ERA: 2.09 (1, 1) | IP   | WLS  | BF   | H    | R    | ER   | SO   | BB   | IBB  | HBP  | BLK  | WP   | HR   | S    | P    | ERA  | WHIP |      |      |       |      |      |      |      |      |      |      |      |      |      |      |      |      |      |      |      |      |      |      |      |      |      |      |      |      |       |       |       |       |       |        |       |        |       |        |

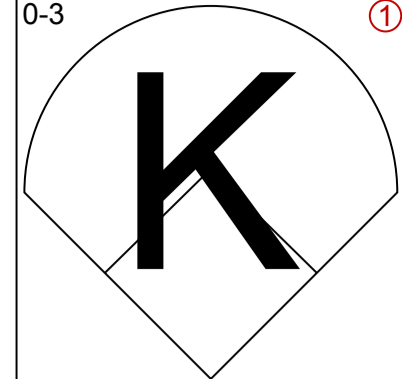
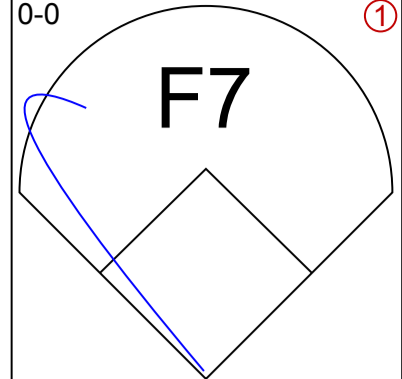
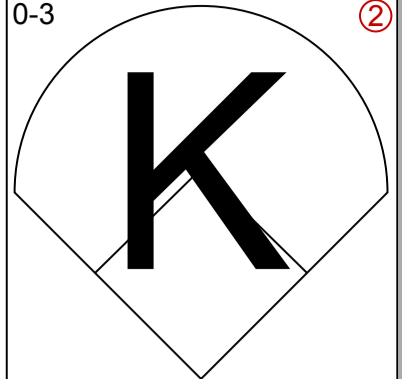
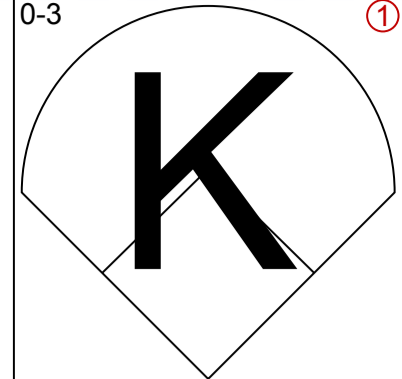
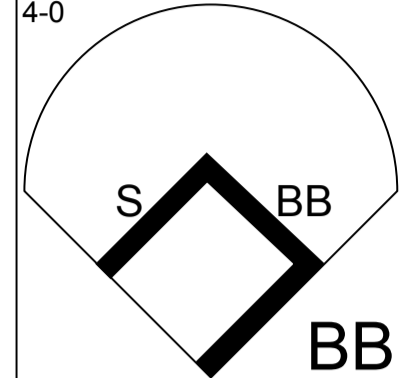
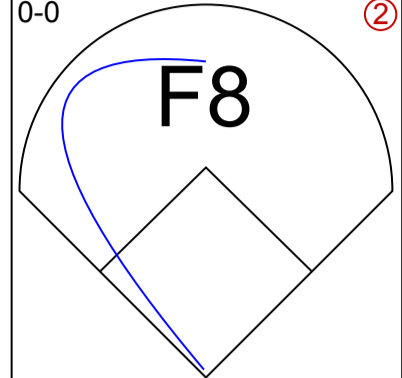
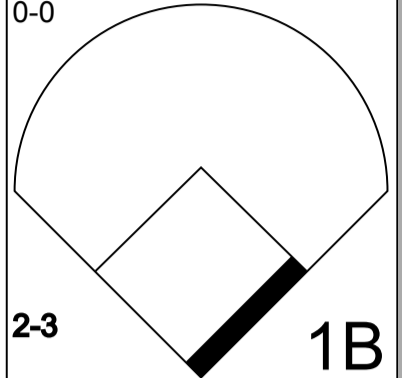
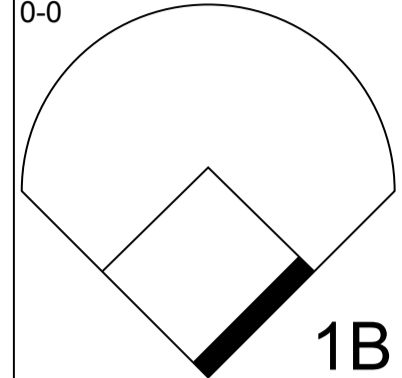
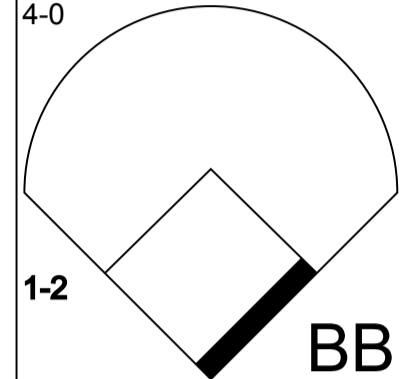
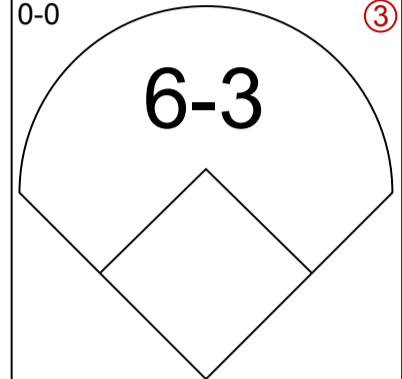
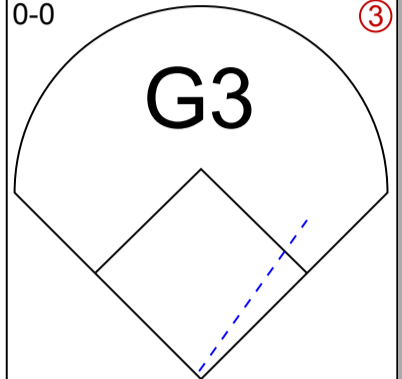
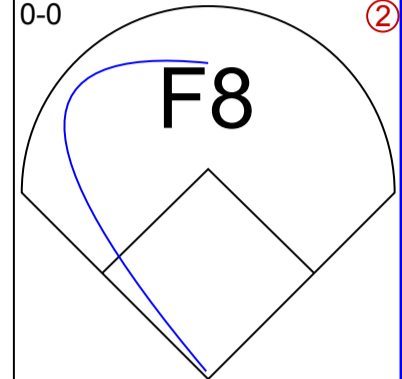
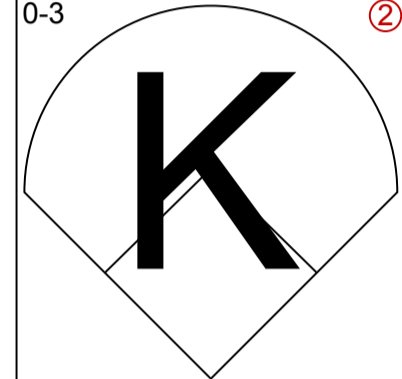
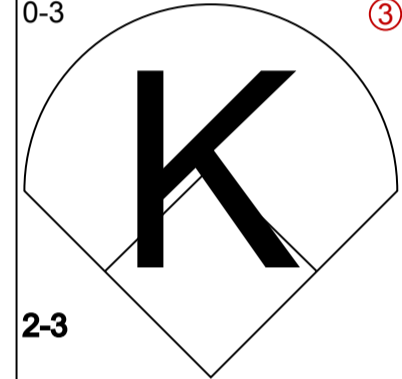
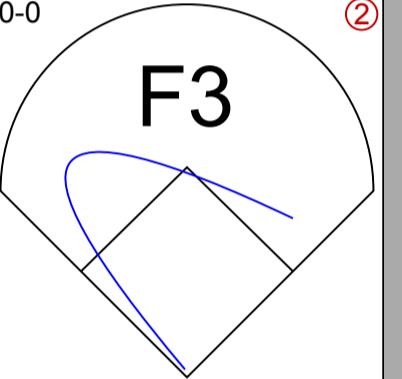
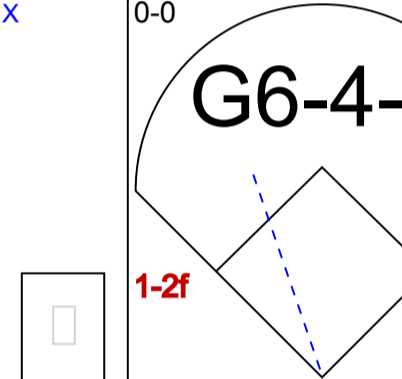

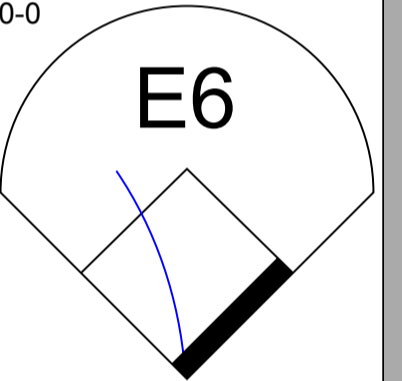
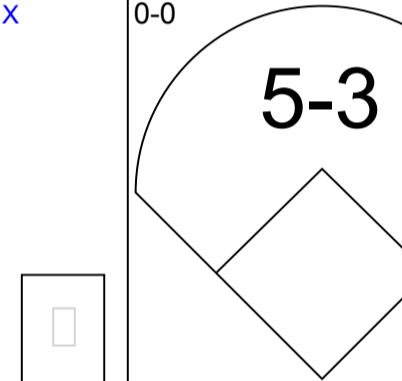
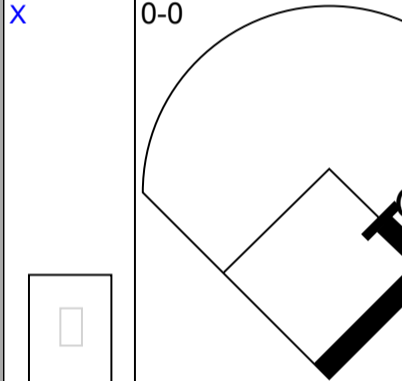
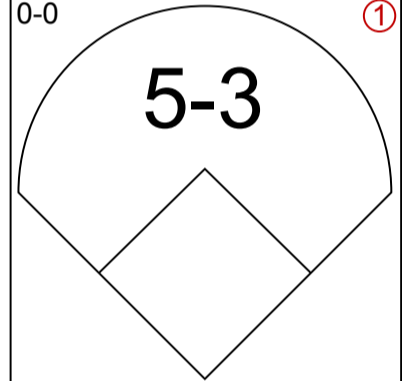
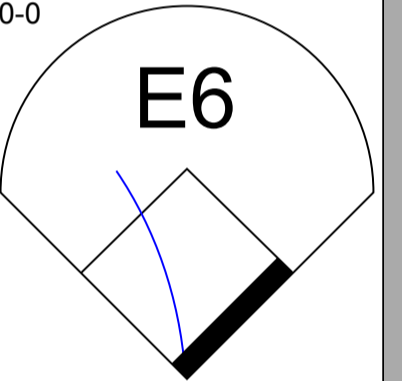
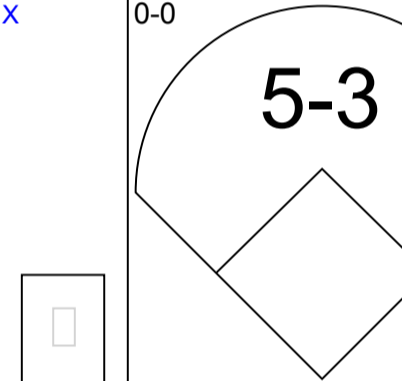
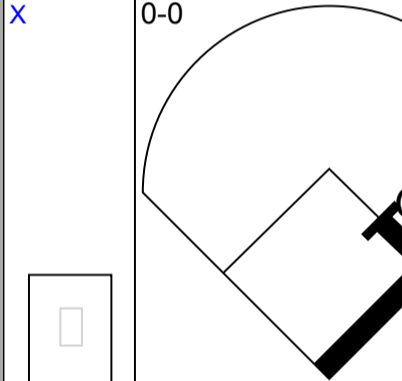
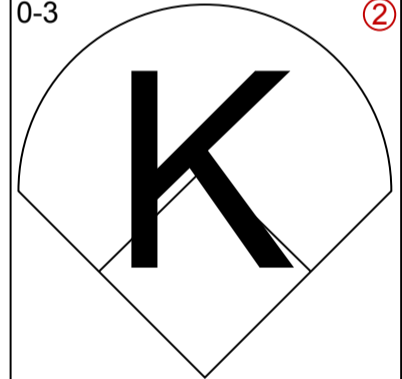
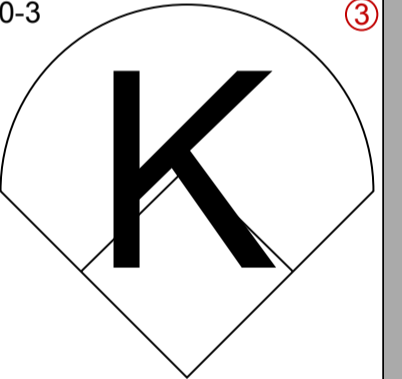
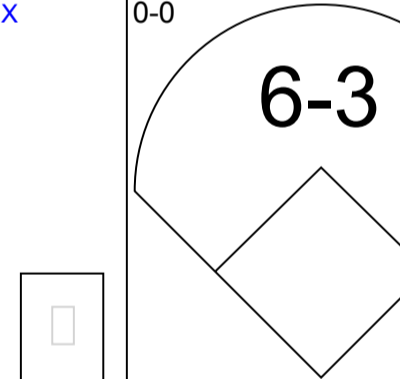
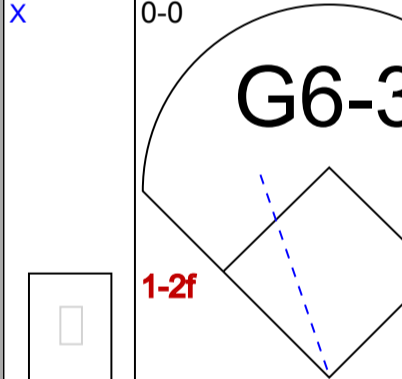
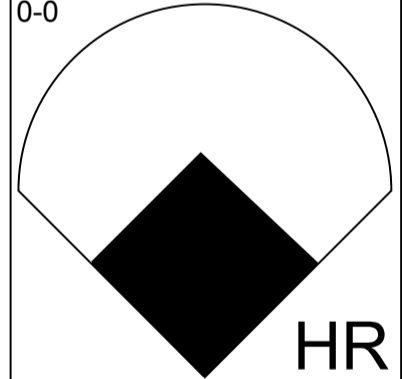
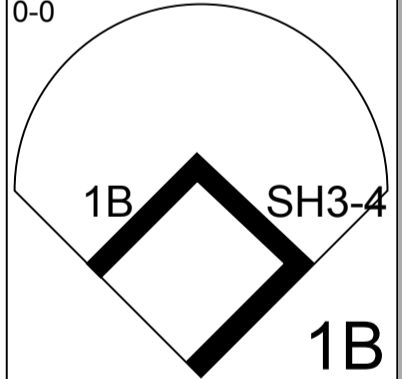
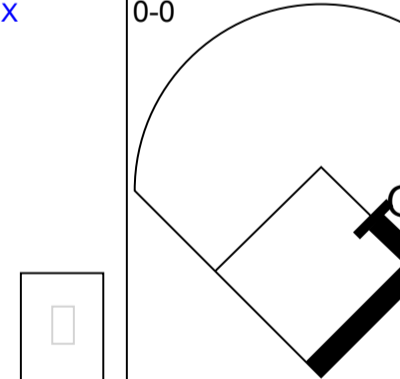
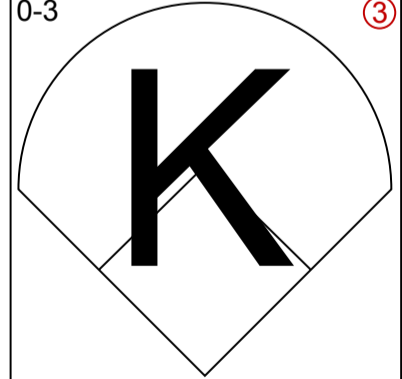
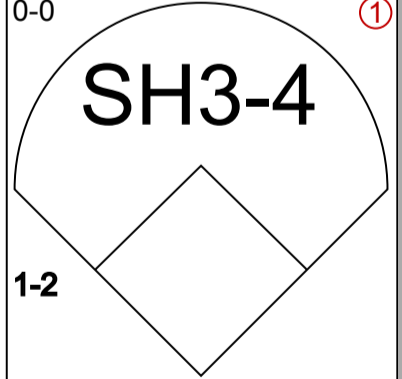
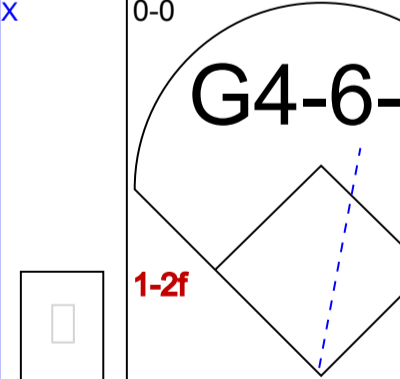
**BOTTOM**

**San Francisco Giants @ St. Louis Cardinals**  
**Busch Stadium, St. Louis, MO**  
 Sun Sep 04 1966, 3:33 AM CDT  
 Att. 33,824 - Unknown

livebaseballscorecards.com

|            |           |
|------------|-----------|
| <b>AB</b>  | <b>33</b> |
| <b>R</b>   | <b>1</b>  |
| <b>H</b>   | <b>9</b>  |
| <b>RBI</b> | <b>2</b>  |
| <b>BB</b>  | <b>3</b>  |
| <b>SO</b>  | <b>7</b>  |
| <b>LOB</b> | <b>15</b> |



| Batter   | 1   | 2  | 3   | 4   | 5  | 6   | 7   | 8  | 9  | AB R H RBI BB SO LOB  | TOP  |   |                |   |    |      |       |  |  |  |  |  |  |  |  |  |  |  |  |  |  |  |  |  |  |  |  |  |  |  |  |  |  |  |  |  |  |  |  |  |  |  |  |  |  |  |  |
|--|---|--|---|---|--|---|---|--|--|---|--|---|----------------|---|----|------|-------|--|--|--|--|--|--|--|--|--|--|--|--|--|--|--|--|--|--|--|--|--|--|--|--|--|--|--|--|--|--|--|--|--|--|--|--|--|--|--|--|
| <b>Tito Fuentes, S</b><br>OBP: 0.277, SLG: 0.346 (1, 6)          | 0-3<br>            |  | 0-0<br>F7<br>  |   | 0-3<br>                     |   |   | 0-3<br>                     |  | 4 0 0 0 0 3 1   | <b>San Francisco Giants @ Los Angeles Dodgers</b><br><b>Dodger Stadium, Los Angeles, CA</b><br>Mon Sep 05 1966, 3:33 AM PDT<br>Att: 54,769 - Unknown |   |                |   |    |      |       |  |  |  |  |  |  |  |  |  |  |  |  |  |  |  |  |  |  |  |  |  |  |  |  |  |  |  |  |  |  |  |  |  |  |  |  |  |  |  |  |
| <b>Tom Haller, L</b><br>OBP: 0.313, SLG: 0.456 (1, 2)            | 4-0<br>S<br>BB<br> |  | 0-0<br>F8<br>  |   | 0-0<br>                     |   |   | 0-0<br>                     |  | 3 0 2 0 1 0 0   |  |   |                |   |    |      |       |  |  |  |  |  |  |  |  |  |  |  |  |  |  |  |  |  |  |  |  |  |  |  |  |  |  |  |  |  |  |  |  |  |  |  |  |  |  |  |  |
| <b>Willie Mays, R</b><br>OBP: 0.369, SLG: 0.571 (1, 8)           | 4-0<br>BB<br>      |  | 0-0<br>6-3<br> |   | 0-0<br>G3<br>               |   |   | 0-0<br>F8<br>               |  | 3 0 0 0 1 0 3<br>0 0 0 0 0 0 0  |  |   |                |   |    |      |       |  |  |  |  |  |  |  |  |  |  |  |  |  |  |  |  |  |  |  |  |  |  |  |  |  |  |  |  |  |  |  |  |  |  |  |  |  |  |  |  |
| <b>Len Gabrielson, L</b><br>OBP: 0.270, SLG: 0.293 (8, 9)        | 1-2<br>BB<br>      |  |   |   |  |   |   |  |  | 4 0 1 0 0 3 3   |  |   |                |   |    |      |       |  |  |  |  |  |  |  |  |  |  |  |  |  |  |  |  |  |  |  |  |  |  |  |  |  |  |  |  |  |  |  |  |  |  |  |  |  |  |  |  |
| <b>Willie McCovey, L</b><br>OBP: 0.388, SLG: 0.567 (1, 3)        | 0-3<br>            |  |   |   | 0-3<br>                     |   |   | 0-3<br>G6-4-3<br>1B<br>     |  |   |  |   |                |   |    |      |       |  |  |  |  |  |  |  |  |  |  |  |  |  |  |  |  |  |  |  |  |  |  |  |  |  |  |  |  |  |  |  |  |  |  |  |  |  |  |  |  |
| <b>Jim Ray Hart, R</b><br>OBP: 0.329, SLG: 0.491 (1, 5)          | 0-3<br>2-3<br>    |  |   | 0-0<br>F3<br> |  |   | 0-0<br>G6-4-3<br>1-2f<br> |  | 0-0<br>6-3<br>           | 4 0 0 0 0 1 3   |  |   |                |   |    |      |       |  |  |  |  |  |  |  |  |  |  |  |  |  |  |  |  |  |  |  |  |  |  |  |  |  |  |  |  |  |  |  |  |  |  |  |  |  |  |  |  |
| <b>Jesus Alou, R</b><br>OBP: 0.278, SLG: 0.321 (1, 7)            |   | 0-0<br>5-3<br> |   | 0-0<br>E6<br> |  |   | 0-0<br>5-3<br>            |  | 0-0<br>G6-3<br>1B<br>    | 4 0 1 0 0 0 0   |  |   |                |   |    |      |       |  |  |  |  |  |  |  |  |  |  |  |  |  |  |  |  |  |  |  |  |  |  |  |  |  |  |  |  |  |  |  |  |  |  |  |  |  |  |  |  |
| <b>Ollie Brown, R</b><br>OBP: 0.292, SLG: 0.306 (1, 9)<br>(8, 8) |   | 0-3<br>       |   | 0-3<br>      |  |   | 0-0<br>6-3<br>           |  | 0-0<br>G6-3<br>1-2f<br> | 4 0 0 0 0 2 2   |  |   |                |   |    |      |       |  |  |  |  |  |  |  |  |  |  |  |  |  |  |  |  |  |  |  |  |  |  |  |  |  |  |  |  |  |  |  |  |  |  |  |  |  |  |  |  |
| <b>Hal Lanier, R</b><br>OBP: 0.265, SLG: 0.303 (1, 4)            |   | 0-0<br>HR<br> |   |   | 0-0<br>1B SH3-4<br>1B<br> |   | 0-0<br>G4-6-3<br>1B<br>  |  |  | 3 1 3 1 0 0 0   |  |   |                |   |    |      |       |  |  |  |  |  |  |  |  |  |  |  |  |  |  |  |  |  |  |  |  |  |  |  |  |  |  |  |  |  |  |  |  |  |  |  |  |  |  |  |  |
| <b>Gaylord Perry, R</b><br>OBP: 0.216, SLG: 0.219 (1, 1)         |   | 0-3<br>       |   |   | 0-0<br>SH3-4<br>          |   |   | 0-0<br>G4-6-3<br>1-2f<br> |  | 1 0 0 0 0 1 0<br>1 0 0 0 0 0 1<br>0 0 0 0 0 0 0<br>0 0 0 0 0 0 0<br>0 0 0 0 0 0 0 |  |   |                |   |    |      |       |  |  |  |  |  |  |  |  |  |  |  |  |  |  |  |  |  |  |  |  |  |  |  |  |  |  |  |  |  |  |  |  |  |  |  |  |  |  |  |  |
| <b>Bob Burda, L</b><br>OBP: 0.222, SLG: 0.294 (7, PH)            |   |  |   |   |  |   |   |  |  |   |  |   |                |   |    |      |       |  |  |  |  |  |  |  |  |  |  |  |  |  |  |  |  |  |  |  |  |  |  |  |  |  |  |  |  |  |  |  |  |  |  |  |  |  |  |  |  |
| <b>Frank Linzy, R</b><br>OBP: 0.158, SLG: 0.263 (7, 1)           |   |  |   |   |  |   |   |  |  |   |  |   |                |   |    |      |       |  |  |  |  |  |  |  |  |  |  |  |  |  |  |  |  |  |  |  |  |  |  |  |  |  |  |  |  |  |  |  |  |  |  |  |  |  |  |  |  |
| <b>Billy Hoelt, L</b><br>OBP: 0.250, SLG: 0.250 (7, 1)           |   |  |   |   |  |   |   |  |  |   |  |   |                |   |    |      |       |  |  |  |  |  |  |  |  |  |  |  |  |  |  |  |  |  |  |  |  |  |  |  |  |  |  |  |  |  |  |  |  |  |  |  |  |  |  |  |  |
| <b>Lindy McDaniel, R</b><br>OBP: 0.059, SLG: 0.059 (7, 1)        |   |  |   |   |  |   |   |  |  |   |  |   |                |   |    |      |       |  |  |  |  |  |  |  |  |  |  |  |  |  |  |  |  |  |  |  |  |  |  |  |  |  |  |  |  |  |  |  |  |  |  |  |  |  |  |  |  |
| <b>Inning Stats</b>  | R: 0<br>E: 0<br>K: 3<br>S: 9<br>H: 0<br>LOB: 2<br>BB: 2<br>P: 17                                    | R: 1<br>E: 0<br>K: 2<br>S: 8<br>H: 1<br>LOB: 0<br>BB: 0<br>P: 8                                  | R: 0<br>E: 0<br>K: 0<br>S: 3<br>H: 0<br>LOB: 0<br>BB: 0<br>P: 3                                 | R: 0<br>E: 1<br>K: 2<br>S: 8<br>H: 0<br>LOB: 1<br>BB: 0<br>P: 8                                   | R: 0<br>E: 0<br>K: 1<br>S: 7<br>H: 2<br>LOB: 2<br>BB: 0<br>P: 7  | R: 0<br>E: 0<br>K: 0<br>S: 3<br>H: 1<br>LOB: 0<br>BB: 0<br>P: 3 | R: 0<br>E: 0<br>K: 0<br>S: 3<br>H: 1<br>LOB: 0<br>BB: 0<br>P: 3   | R: 0<br>E: 0<br>K: 2<br>S: 8<br>H: 1<br>LOB: 1<br>BB: 0<br>P: 8  | R: 0<br>E: 0<br>K: 0<br>S: 3<br>H: 1<br>LOB: 0<br>BB: 0<br>P: 3  | R: 0<br>E: 0<br>K: 0<br>S: 3<br>H: 1<br>LOB: 0<br>BB: 0<br>P: 3                   | 1B: 6 SF: 0<br>2B: 0 SAC: 1<br>3B: 0 DP: 3<br>HR: 1 HBP: 0   | WP: 0 PA: 34<br>PB: 0<br>SB: 1<br>CS: 0 |                |   |    |      |       |  |  |  |  |  |  |  |  |  |  |  |  |  |  |  |  |  |  |  |  |  |  |  |  |  |  |  |  |  |  |  |  |  |  |  |  |  |  |  |  |
| <b>PITCHER</b>   | IP WLS BF H R ER SO BB IBB HBP BLK WP HR S P ERA WHIP   |  |   |   |  |   |   |  |  |   |  |   | <b>PITCHER</b> | IP WLS BF H R ER SO BB IBB HBP BLK WP HR S P ERA WHIP |    |      |       |  |  |  |  |  |  |  |  |  |  |  |  |  |  |  |  |  |  |  |  |  |  |  |  |  |  |  |  |  |  |  |  |  |  |  |  |  |  |  |  |
| <b>Don Sutton, R</b><br>ERA: 3.07 (1, 1)                         | 2.1   |  |   |   |  |   |   |  |  |   |  |   |                |   |    |      |       |  |  |  |  |  |  |  |  |  |  |  |  |  |  |  |  |  |  |  |  |  |  |  |  |  |  |  |  |  |  |  |  |  |  |  |  |  |  |  |  |
| <b>Joe Moeller, R</b><br>ERA: 2.64 (3, 1)                        | 3.2   |  |   |   |  |   |   |  |  |   |  |   |                |   |    |      |       |  |  |  |  |  |  |  |  |  |  |  |  |  |  |  |  |  |  |  |  |  |  |  |  |  |  |  |  |  |  |  |  |  |  |  |  |  |  |  |  |
| <b>Bob Miller, R</b><br>ERA: 3.34 (7, 1)                         | 1.0   | W  | 3   | 1   | 0  | 0   | 0   | 0  | 0  | 0   | 0  | 0                                       | 0              | 3   | 3  | 0.00 | 1.000 |  |  |  |  |  |  |  |  |  |  |  |  |  |  |  |  |  |  |  |  |  |  |  |  |  |  |  |  |  |  |  |  |  |  |  |  |  |  |  |  |
| <b>Phil Regan, R</b><br>ERA: 1.73 (8, 1)                         | 2.0   | S  | 7   | 2   | 0  | 0   | 2   | 0  | 0  | 0   | 0  | 0                                       | 0              | 11  | 11 | 0.00 | 1.000 |  |  |  |  |  |  |  |  |  |  |  |  |  |  |  |  |  |  |  |  |  |  |  |  |  |  |  |  |  |  |  |  |  |  |  |  |  |  |  |  |

|     |    |
|-----|----|
| AB  | 31 |
| R   | 1  |
| H   | 7  |
| RBI | 1  |
| BB  | 2  |
| SO  | 10 |
| LOB | 13 |



| Batter  | 1               | 2               | 3            | 4            | 5         | 6            | 7                  | 8               | 9 |
|---|-----------------|-----------------|--------------|--------------|-----------|--------------|--------------------|-----------------|---|
| Maury Wills, S<br>OBP: 0.312, SLG: 0.310<br>(1, 6)  | 4-0<br>G3 1B BB |                 | 0-0<br>F7    | 0-3<br>K     |           | 0-3<br>K     |                    | 0-0<br>F8       |   |
| Jim Gilliam, S<br>OBP: 0.319, SLG: 0.284<br>John Kennedy, R<br>OBP: 0.242, SLG: 0.283<br>(1, 5)<br>(9, 5)   | 0-0<br>G3 1B    |                 | 0-0<br>6-3   |              | 0-0<br>F7 |              | 4-0<br>BB BB BB BB | 0-0<br>G3       |   |
| Willie Davis, L<br>OBP: 0.313, SLG: 0.419<br>(1, 8)   | 0-0<br>G3       |                 | 0-0<br>1B 1B |              | 0-0<br>HR |              | 0-0<br>F8          | 0-0<br>2B 1B    |   |
| Ron Fairly, L<br>OBP: 0.356, SLG: 0.415<br>Tommy Davis, R<br>OBP: 0.338, SLG: 0.387<br>(1, 9)<br>(7, PH)<br>(8, 7)  | 0-3<br>K        |                 | 0-0<br>1B    |              | 0-0<br>1B |              | 4-0<br>BB BB IBB   | 0-0<br>2B       |   |
| Jim Lefebvre, S<br>OBP: 0.342, SLG: 0.484<br>(1, 4)   | 0-3<br>K        |                 | 0-0<br>4-3   |              | 0-0<br>F9 |              | 4-0<br>BB BB       | 0-0<br>4-3      |   |
| John Roseboro, L<br>OBP: 0.355, SLG: 0.427<br>(1, 2)  |                 | 0-0<br>G3       |              | 0-0<br>F7    |           | 0-0<br>1B    |                    | 0-0<br>F8       |   |
| Wes Parker, S<br>OBP: 0.346, SLG: 0.398<br>(1, 3)   |                 | 4-0<br>FC4-6 BB |              | 0-0<br>3-1   |           | 0-0<br>L5    |                    | 4-0<br>FC6-4 BB |   |
| Lou Johnson, R<br>OBP: 0.311, SLG: 0.385<br>(1, 7)<br>(8, 9)  |                 | 0-0<br>FC4-6    |              | 0-0<br>1B 1B |           | 0-0<br>CS 1B |                    | 0-0<br>FC6-4    |   |
| Don Sutton, R<br>OBP: 0.210, SLG: 0.215<br>Joe Moeller, R<br>OBP: 0.333, SLG: 0.200<br>Jim Barbieri, L<br>OBP: 0.356, SLG: 0.346<br>Bob Miller, R<br>Phil Regan, R<br>OBP: 0.261, SLG: 0.150<br>(1, 1)<br>(3, 1)<br>(6, PH)<br>(7, 1)<br>(8, 1) |                 | 0-0<br>4-3      |              | 0-0<br>1B    |           | 0-0<br>F8    |                    | 4-0<br>G3 BB    |   |

| Inning Stats | R: 0<br>E: 0<br>K: 2<br>S: 8 | H: 1<br>LOB: 2<br>BB: 1<br>P: 12 | R: 0<br>E: 0<br>K: 0<br>S: 3 | H: 0<br>LOB: 1<br>BB: 1<br>P: 7 | R: 0<br>E: 0<br>K: 0<br>S: 5 | H: 2<br>LOB: 2<br>BB: 0<br>P: 5 | R: 0<br>E: 0<br>K: 1<br>S: 7 | H: 2<br>LOB: 2<br>BB: 0<br>P: 7 | R: 1<br>E: 0<br>K: 0<br>S: 6 | H: 3<br>LOB: 2<br>BB: 0<br>P: 6 | R: 0<br>E: 0<br>K: 1<br>S: 5 | H: 1<br>LOB: 1<br>BB: 0<br>P: 5 | R: 1<br>E: 1<br>K: 0<br>S: 3 | H: 0<br>LOB: 3<br>BB: 4<br>P: 19 | R: 2<br>E: 0<br>K: 0<br>S: 5 | H: 2<br>LOB: 1<br>BB: 1<br>P: 9 |
|--------------|------------------------------|----------------------------------|------------------------------|---------------------------------|------------------------------|---------------------------------|------------------------------|---------------------------------|------------------------------|---------------------------------|------------------------------|---------------------------------|------------------------------|----------------------------------|------------------------------|---------------------------------|
|--------------|------------------------------|----------------------------------|------------------------------|---------------------------------|------------------------------|---------------------------------|------------------------------|---------------------------------|------------------------------|---------------------------------|------------------------------|---------------------------------|------------------------------|----------------------------------|------------------------------|---------------------------------|

| PITCHER                                  | IP  | WLS | BF | H | R | ER | SO | BB | IBB | HBP | BLK | WP | HR | S  | P  | ERA   | WHIP  |
|--|-----|-----|----|---|---|----|----|----|-----|-----|-----|----|----|----|----|-------|-------|
| Gaylord Perry, R<br>ERA: 2.86<br>(1, 1)  | 6.0 |     | 28 | 9 | 1 | 1  | 4  | 2  | 0   | 0   | 0   | 0  | 1  | 34 | 42 | 1.50  | 1.833 |
| Frank Linzy, R<br>ERA: 2.77<br>(7, 1)    | 0.1 | L   | 2  | 0 | 1 | 1  | 0  | 1  | 0   | 0   | 0   | 0  | 0  | 1  | 5  | 27.00 | 3.000 |
| Billy Hoelt, L<br>ERA: 4.57<br>(7, 1)    | 0.1 |     | 4  | 0 | 0 | 0  | 0  | 2  | 1   | 0   | 0   | 0  | 0  | 1  | 13 | 0.00  | 6.000 |
| Lindy McDaniel, R<br>ERA: 2.96<br>(7, 1) | 1.1 |     | 7  | 2 | 2 | 2  | 0  | 1  | 0   | 0   | 0   | 0  | 0  | 6  | 10 | 13.50 | 2.250 |

**BOTTOM**

**San Francisco Giants @ Los Angeles Dodgers**  
**Dodger Stadium, Los Angeles, CA**  
 Mon Sep 05 1966, 3:33 AM PDT  
 Att. 54,769 - Unknown

| AB | R | H | RBI | BB | SO | LOB |
|----|---|---|-----|----|----|-----|
| 4  | 0 | 0 | 0   | 1  | 2  | 4   |
| 4  | 1 | 1 | 0   | 1  | 0  | 1   |
| 0  | 0 | 0 | 0   | 0  | 0  | 0   |
| 5  | 2 | 3 | 2   | 0  | 0  | 3   |
| 3  | 0 | 2 | 0   | 0  | 1  | 2   |
| 1  | 0 | 1 | 1   | 1  | 0  | 0   |
| 4  | 0 | 0 | 0   | 1  | 1  | 6   |
| 4  | 0 | 1 | 0   | 0  | 0  | 3   |
| 2  | 0 | 0 | 1   | 2  | 0  | 2   |
| 4  | 0 | 2 | 0   | 0  | 0  | 4   |
| 1  | 0 | 0 | 0   | 0  | 0  | 1   |
| 1  | 0 | 1 | 0   | 0  | 0  | 0   |
| 1  | 0 | 0 | 0   | 0  | 0  | 1   |
| 0  | 0 | 0 | 0   | 0  | 0  | 0   |
| 0  | 1 | 0 | 0   | 1  | 0  | 0   |

| AB  | 34 |
|-----|----|
| R   | 4  |
| H   | 11 |
| RBI | 4  |
| BB  | 7  |
| SO  | 4  |
| LOB | 27 |



| WP | PA | ERA | WHIP |
|----|----|-----|------|
| 0  | 41 |     |      |
| 0  |    |     |      |
| 1  |    |     |      |
| 1  |    |     |      |

| Batter  | 1   | 2                                  | 3                            | 4                               | 5                            | 6                               | 7                            | 8                               | 9                              | AB R H RBI BB SO LOB            | TOP                          |                                 |                              |                                 |                              |                                 |                                   |                                    |                                  |        |
|---|---|------------------------------------|------------------------------|---------------------------------|------------------------------|---------------------------------|------------------------------|---------------------------------|--------------------------------|---------------------------------|------------------------------|---------------------------------|------------------------------|---------------------------------|------------------------------|---------------------------------|-----------------------------------|------------------------------------|----------------------------------|--------|
| Tito Fuentes, S<br>OBP: 0.278, SLG: 0.351<br>(1, 6) X   | 0-0<br>6-3  | 0-0<br>2B<br>1-H<br>2-H<br>3-H     |                              | X 0-0<br>F8                     |                              | X 0-0<br>4-3                    |                              | X 0-0<br>SH4-3<br>2B            | 5 1 2 3 0 0 3                  |                                 |                              |                                 |                              |                                 |                              |                                 |                                   |                                    |                                  |        |
| Tom Haller, L<br>OBP: 0.313, SLG: 0.454<br>(1, 2) X   | 0-0<br>6-3  | 0-0<br>F7                          |                              | X 0-0<br>F7                     |                              | X 0-0<br>HR<br>1B               |                              | X 0-0<br>SH4-3<br>2-3           | 4 1 1 0 0 0 1                  |                                 |                              |                                 |                              |                                 |                              |                                 |                                   |                                    |                                  |        |
| Willie Mays, R<br>OBP: 0.369, SLG: 0.575<br>(1, 9) X  | 0-0<br>1B   |                                    | X 0-0<br>F7                  |                                 | X 0-0<br>F5                  |                                 | X 0-0<br>HR                  | X 0-0<br>F4                     | 5 1 2 2 0 0 1                  |                                 |                              |                                 |                              |                                 |                              |                                 |                                   |                                    |                                  |        |
| Willie McCovey, L<br>OBP: 0.388, SLG: 0.567<br>(1, 3) X   | 0-0<br>F2   |                                    | S S 0-3<br>K                 |                                 | X 0-0<br>1B<br>1B            |                                 | X 0-0<br>F5                  | X 0-0<br>2B                     | 5 0 2 1 0 1 1                  |                                 |                              |                                 |                              |                                 |                              |                                 |                                   |                                    |                                  |        |
| Jim Ray Hart, R<br>OBP: 0.332, SLG: 0.492<br>Jim Davenport, R<br>OBP: 0.301, SLG: 0.378<br>(1, 5)<br>(7, 5) |   | X 0-0<br>FC4-6<br>1B               | S S 0-3<br>K                 |                                 | X 0-0<br>1B                  |                                 | B B B B 4-0<br>FC6-4<br>BB   | X 0-0<br>F9                     | 3 0 2 0 1 1 0<br>1 0 0 0 0 0 1 |                                 |                              |                                 |                              |                                 |                              |                                 |                                   |                                    |                                  |        |
| Jesus Alou, R<br>OBP: 0.277, SLG: 0.320<br>(1, 7)   |   | X 0-0<br>F7                        |                              | X 0-0<br>G6-4-3<br>1B           |                              | X 0-0<br>F9                     |                              | X 0-0<br>FC6-4<br>CS            | 4 0 1 0 0 0 4                  |                                 |                              |                                 |                              |                                 |                              |                                 |                                   |                                    |                                  |        |
| Ollie Brown, R<br>OBP: 0.292, SLG: 0.305<br>(1, 8)  |   | X 0-0<br>FC4-6<br>1B<br>2B<br>1-2f |                              | X 0-0<br>G6-4-3<br>1B<br>1-2f   |                              | X 0-0<br>G3<br>SH3-4<br>1B      |                              | X 0-0<br>CS<br>1-2              | 4 1 1 0 0 0 2                  |                                 |                              |                                 |                              |                                 |                              |                                 |                                   |                                    |                                  |        |
| Hal Lanier, R<br>OBP: 0.267, SLG: 0.306<br>(1, 4)   |   | X 0-0<br>1B<br>2B<br>1B<br>1-2     |                              | X 0-0<br>1B<br>1B               |                              | X 0-0<br>SH3-4                  |                              | X 0-0<br>5-3                    | 3 1 2 0 0 0 0                  |                                 |                              |                                 |                              |                                 |                              |                                 |                                   |                                    |                                  |        |
| Ray Sadecki, L<br>OBP: 0.342, SLG: 0.649<br>(1, 1)  |   | X 0-0<br>2B<br>1B<br>1-2<br>2-3    |                              | X 0-0<br>1B                     |                              | X 0-0<br>G3                     |                              | X 0-0<br>3-1                    | 4 1 2 0 0 0 1                  |                                 |                              |                                 |                              |                                 |                              |                                 |                                   |                                    |                                  |        |
| <b>Inning Stats</b>   | R: 0<br>E: 0<br>K: 0<br>S: 4                          | H: 1<br>LOB: 1<br>BB: 0<br>P: 4    | R: 3<br>E: 0<br>K: 0<br>S: 7 | H: 4<br>LOB: 1<br>BB: 0<br>P: 7 | R: 0<br>E: 0<br>K: 2<br>S: 7 | H: 0<br>LOB: 0<br>BB: 0<br>P: 7 | R: 0<br>E: 0<br>K: 0<br>S: 5 | H: 3<br>LOB: 2<br>BB: 0<br>P: 5 | R: 0<br>E: 0<br>K: 0<br>S: 4   | H: 1<br>LOB: 1<br>BB: 0<br>P: 4 | R: 2<br>E: 0<br>K: 0<br>S: 4 | H: 2<br>LOB: 0<br>BB: 1<br>P: 8 | R: 0<br>E: 0<br>K: 0<br>S: 3 | H: 0<br>LOB: 0<br>BB: 0<br>P: 3 | R: 1<br>E: 0<br>K: 0<br>S: 5 | H: 2<br>LOB: 1<br>BB: 0<br>P: 5 | 1B: 11<br>2B: 3<br>3B: 0<br>HR: 1 | SF: 0<br>SAC: 2<br>DP: 1<br>HBP: 0 | WP: 0<br>PB: 0<br>SB: 0<br>CS: 1 | PA: 42 |
| <b>PITCHER</b>  | IP WLS BF H R ER SO BB IBB HBP BLK WP HR S P ERA WHIP |                                    |                              |                                 |                              |                                 |                              |                                 |                                |                                 |                              |                                 |                              |                                 |                              |                                 |                                   |                                    |                                  |        |
| Don Drysdale, R<br>ERA: 3.87<br>(1, 1)  | 5.1 L 26 11 3 3 2 0 0 0 0 0 0 0 30 30 5.06 2.062      |                                    |                              |                                 |                              |                                 |                              |                                 |                                |                                 |                              |                                 |                              |                                 |                              |                                 |                                   |                                    |                                  |        |
| Ron Perranoski, L<br>ERA: 2.82<br>(6, 1)  | 3.0 12 3 3 3 0 1 0 0 0 0 0 1 11 15 9.00 1.333         |                                    |                              |                                 |                              |                                 |                              |                                 |                                |                                 |                              |                                 |                              |                                 |                              |                                 |                                   |                                    |                                  |        |
| Bill Singer, R<br>ERA:<br>(9, 1)  | 0.2 3 1 0 0 0 0 0 0 0 0 0 0 3 3 0.00 1.500            |                                    |                              |                                 |                              |                                 |                              |                                 |                                |                                 |                              |                                 |                              |                                 |                              |                                 |                                   |                                    |                                  |        |

San Francisco Giants @ Los Angeles Dodgers  
Dodger Stadium, Los Angeles, CA  
Tue Sep 06 1966, 7:05 PM PDT  
Att: 52,360 - Unknown

livebaseballscorecards.com

|     |    |
|-----|----|
| AB  | 38 |
| R   | 6  |
| H   | 15 |
| RBI | 6  |
| BB  | 1  |
| SO  | 2  |
| LOB | 14 |





| Batter   | 1          | 2          | 3          | 4          | 5                     | 6         | 7                    | 8                     | 9          | AB | R | H | RBI | BB | SO | LOB |
|--|------------|------------|------------|------------|-----------------------|-----------|----------------------|-----------------------|------------|----|---|---|-----|----|----|-----|
| Wes Parker, S<br>OBP: 0.345, SLG: 0.397 (1, 3)     | 0-0<br>F7  |            |            | 0-0<br>F3  |                       |           | 0-0<br>FC5-4<br>1B   |                       | 0-0<br>F2  | 4  | 0 | 1 | 0   | 0  | 0  | 0   |
| Jim Gilliam, S<br>OBP: 0.315, SLG: 0.281 (1, 5)    | 0-0<br>5-3 |            |            | 0-0<br>4-3 |                       |           | 0-0<br>F9            |                       |            | 3  | 0 | 0 | 0   | 0  | 0  | 1   |
| Willie Davis, L<br>OBP: 0.311, SLG: 0.416 (1, 8)   | 0-0<br>G3  |            |            | 0-0<br>G3  |                       |           | 0-0<br>F9            |                       |            | 3  | 0 | 0 | 0   | 0  | 0  | 1   |
| Jim Lefebvre, S<br>OBP: 0.342, SLG: 0.483 (1, 4)   |            | 0-0<br>4-3 |            |            | 0-0<br>G5-4-3<br>1B   |           | 0-0<br>FC5-4<br>1-2f |                       |            | 3  | 0 | 1 | 0   | 0  | 0  | 1   |
| Tommy Davis, R<br>OBP: 0.338, SLG: 0.386 (1, 7)    |            | 0-3<br>K   |            |            | 0-0<br>F7             |           |                      | 0-0<br>G5-4-3<br>1B   |            | 3  | 0 | 1 | 0   | 0  | 1  | 1   |
| Lou Johnson, R<br>OBP: 0.309, SLG: 0.383 (1, 9)    |            | 0-0<br>F8  |            |            | 0-0<br>G5-4-3<br>1-2f |           |                      | 0-0<br>G5-4-3<br>1-2f |            | 3  | 0 | 0 | 0   | 0  | 0  | 2   |
| John Roseboro, L<br>OBP: 0.353, SLG: 0.423 (1, 2)  |            |            | 0-3<br>K   |            |                       | 0-0<br>F9 |                      | 0-0<br>3-1            |            | 3  | 0 | 0 | 0   | 0  | 1  | 0   |
| John Kennedy, R<br>OBP: 0.240, SLG: 0.281 (1, 6)   |            |            | 0-0<br>5-3 |            |                       | 0-0<br>F8 |                      |                       | 0-0<br>6-3 | 2  | 0 | 0 | 0   | 0  | 0  | 0   |
| Dick Stuart, R<br>OBP: 0.311, SLG: 0.366 (9, PH)   |            |            |            |            |                       |           |                      |                       |            | 1  | 0 | 0 | 0   | 0  | 0  | 0   |
| Don Drysdale, R<br>OBP: 0.242, SLG: 0.307 (1, 1)   |            |            | 0-0<br>F8  |            |                       | 0-3<br>K  |                      |                       | 0-0<br>F4  | 1  | 0 | 0 | 0   | 0  | 0  | 0   |
| Ron Perranoski, L<br>OBP: 0.286, SLG: 0.714 (6, 1) |            |            |            |            |                       |           |                      |                       |            | 1  | 0 | 0 | 0   | 0  | 1  | 0   |
| Bill Singer, R (9, 1)                              |            |            |            |            |                       |           |                      |                       |            | 0  | 0 | 0 | 0   | 0  | 0  | 0   |
| Al Ferrara, R<br>OBP: 0.328, SLG: 0.445 (9, PH)    |            |            |            |            |                       |           |                      |                       |            | 1  | 0 | 0 | 0   | 0  | 0  | 0   |

| Inning Stats | R: 0   | H: 0 | R: 0   | H: 0 | R: 0   | H: 0 | R: 0   | H: 1 | R: 0   | H: 0 | R: 0   | H: 1 | R: 0   | H: 1 | R: 0   | H: 0 | 1B: 3  | SF: 0 | WP: 0  | PA: 28 |
|--------------|--------|------|--------|------|--------|------|--------|------|--------|------|--------|------|--------|------|--------|------|--------|-------|--------|--------|
| E: 0         | LOB: 0 | E: 0 | LOB: 0 | E: 0 | LOB: 0 | E: 0 | LOB: 0 | E: 0 | LOB: 0 | E: 0 | LOB: 0 | E: 0 | LOB: 1 | E: 0 | LOB: 0 | E: 0 | LOB: 0 | 2B: 0 | SAC: 0 | PB: 0  |
| K: 0         | BB: 0  | K: 1 | BB: 0  | K: 0 | BB: 0  | K: 0 | BB: 0  | K: 0 | BB: 0  | K: 1 | BB: 0  | K: 0 | BB: 0  | K: 0 | BB: 0  | K: 0 | BB: 0  | 3B: 0 | DP: 2  | SB: 0  |
| S: 3         | P: 3   | S: 5 | P: 5   | S: 5 | P: 5   | S: 3 | P: 3   | S: 3 | P: 3   | S: 5 | P: 5   | S: 4 | P: 4   | S: 3 | P: 3   | S: 3 | P: 3   | HR: 0 | HBP: 0 | CS: 0  |

| PITCHER                            | IP  | WLS | BF | H | R | ER | SO | BB | IBB | HBP | BLK | WP | HR | S  | P  | ERA  | WHIP  | PITCHER | IP | WLS | BF | H | R | ER | SO | BB | IBB | HBP | BLK | WP | HR | S | P | ERA | WHIP |  |
|------------------------------------|-----|-----|----|---|---|----|----|----|-----|-----|-----|----|----|----|----|------|-------|---------|----|-----|----|---|---|----|----|----|-----|-----|-----|----|----|---|---|-----|------|--|
| Ray Sadecki, L<br>ERA: 4.62 (1, 1) | 9.0 | W   | 28 | 3 | 0 | 0  | 3  | 0  | 0   | 0   | 0   | 0  | 0  | 34 | 34 | 0.00 | 0.333 |         |    |     |    |   |   |    |    |    |     |     |     |    |    |   |   |     |      |  |

**BOTTOM**

**San Francisco Giants @ Los Angeles Dodgers**  
**Dodger Stadium, Los Angeles, CA**

Tue Sep 06 1966, 7:05 PM PDT  
Att. 52,360 - Unknown

|            |           |
|------------|-----------|
| <b>AB</b>  | <b>28</b> |
| <b>R</b>   | <b>0</b>  |
| <b>H</b>   | <b>3</b>  |
| <b>RBI</b> | <b>0</b>  |
| <b>BB</b>  | <b>0</b>  |
| <b>SO</b>  | <b>3</b>  |
| <b>LOB</b> | <b>6</b>  |

[livebaseballscorecards.com](http://livebaseballscorecards.com)

| Batter  | 1   | 2                                | 3                                   | 4                               | 5                                   | 6                               | 7                                    | 8                               | 9                            | 10                              | 11                           | 12                              | AB                           | R                               | H                            | RBI                             | BB                           | SO                              | LOB                          | TOP                              |                                  |                                    |                                  |        |
|---|---|----------------------------------|-------------------------------------|---------------------------------|-------------------------------------|---------------------------------|--------------------------------------|---------------------------------|------------------------------|---------------------------------|------------------------------|---------------------------------|------------------------------|---------------------------------|------------------------------|---------------------------------|------------------------------|---------------------------------|------------------------------|----------------------------------|----------------------------------|------------------------------------|----------------------------------|--------|
| Tito Fuentes, S<br>OBP: 0.275, SLG: 0.347   | (1, 6) S<br>0-3<br>K  |                                  | X<br>0-0<br>6-3                     |                                 | S<br>0-3<br>K                       |                                 | S<br>0-3<br>K                        |                                 |                              | X<br>0-0<br>F7                  |                              | X<br>0-0<br>1-3                 | 6                            | 0                               | 0                            | 0                               | 0                            | 3                               | 0                            |                                  |                                  |                                    |                                  |        |
| Willie McCovey, L<br>OBP: 0.386, SLG: 0.562   | (1, 3) S<br>0-3<br>K  |                                  | X<br>0-0<br>FC5-4<br>1B             |                                 | X<br>0-0<br>F8                      |                                 | X<br>0-0<br>4-3                      |                                 |                              | S<br>0-3<br>K2-3                |                              | S<br>0-3<br>K                   | 6                            | 0                               | 1                            | 0                               | 0                            | 3                               | 0                            |                                  |                                  |                                    |                                  |        |
| Willie Mays, R<br>OBP: 0.370, SLG: 0.573  | (1, 9) B<br>(8, 7) B<br>(9, 9) B<br>4-0<br>HR<br>BB   |                                  | X<br>0-0<br>FC5-4<br>1-2f           |                                 | X<br>0-0<br>6-3                     |                                 | X<br>0-0<br>6-3                      |                                 |                              | X<br>0-0<br>1B                  |                              | X<br>4-0<br>1B<br>E<br>IBB      | 4                            | 2                               | 1                            | 0                               | 2                            | 0                               | 1                            |                                  |                                  |                                    |                                  |        |
| Jim Ray Hart, R<br>OBP: 0.333, SLG: 0.498<br>Frank Johnson, R<br>OBP: 0.500, SLG: 0.500   | (1, 5) X<br>(9, 7) X<br>0-0<br>HR   |                                  | X<br>0-0<br>F7                      |                                 | X<br>0-0<br>FC5<br>BB<br>1B         |                                 | S<br>0-3<br>K                        |                                 |                              | S<br>0-3<br>K                   |                              | X<br>0-0<br>E2<br>1B            | 4                            | 1                               | 2                            | 2                               | 0                            | 1                               | 1                            |                                  |                                  |                                    |                                  |        |
| Jesus Alou, R<br>OBP: 0.278, SLG: 0.320<br>Ken Henderson, S<br>OBP: 0.333, SLG: 0.333   | (1, 7) X<br>(8, 8) X<br>0-0<br>1B   |                                  | X<br>0-0<br>4-3                     |                                 | X<br>0-0<br>P4                      |                                 | X<br>0-0<br>SH5-4<br>1B              |                                 |                              | X<br>0-0<br>4-3                 |                              | X<br>0-0<br>4-3                 | 3                            | 0                               | 1                            | 0                               | 0                            | 0                               | 1                            |                                  |                                  |                                    |                                  |        |
| Ollie Brown, R<br>OBP: 0.295, SLG: 0.304<br>Jim Davenport, R<br>OBP: 0.300, SLG: 0.377  | (1, 8) X<br>(8, 9) X<br>(9, PH) X<br>(9, 5) X<br>0-0<br>P6<br>1-2                                     |                                  | B<br>B<br>B<br>B<br>4-0<br>1B<br>BB |                                 | B<br>B<br>B<br>B<br>4-0<br>1B<br>BB |                                 | B<br>B<br>B<br>B<br>4-0<br>1-2<br>BB |                                 |                              | X<br>0-0<br>SH5-4<br>2-3        |                              | X<br>0-0<br>E3<br>FC5-4         | 1                            | 0                               | 0                            | 0                               | 2                            | 0                               | 1                            |                                  |                                  |                                    |                                  |        |
| Hal Lanier, R<br>OBP: 0.267, SLG: 0.304   | (1, 4) X<br>0-0<br>F9   |                                  | X<br>0-0<br>F9                      |                                 | X<br>0-0<br>FC5                     |                                 | X<br>0-0<br>4-3                      |                                 |                              | X<br>0-0<br>4-3                 |                              | X<br>0-0<br>FC5-4<br>1B<br>1-2f | 5                            | 0                               | 1                            | 0                               | 0                            | 0                               | 4                            |                                  |                                  |                                    |                                  |        |
| Bob Barton, R<br>OBP: 0.233, SLG: 0.221<br>Tom Haller, R<br>OBP: 0.316, SLG: 0.455  | (1, 2) X<br>(8, 2) X<br>0-0<br>L8   |                                  | X<br>0-0<br>L8                      |                                 | X<br>0-0<br>G5-4-3<br>1B<br>1-2f    |                                 | X<br>0-0<br>P4                       |                                 |                              | X<br>4-0<br>IBB                 |                              | X<br>0-0<br>1B                  | 3                            | 0                               | 0                            | 0                               | 0                            | 0                               | 2                            |                                  |                                  |                                    |                                  |        |
| Bobby Bolin, R<br>OBP: 0.224, SLG: 0.230<br>Joe Gibbon, R<br>OBP: 0.250, SLG: 0.200<br>Bob Burda, L<br>OBP: 0.210, SLG: 0.298<br>Lindy McDaniel, R<br>OBP: 0.266, SLG: 0.259<br>Len Gabrielson, L<br>OBP: 0.266, SLG: 0.291<br>Frank Linzy, R<br>OBP: 0.138, SLG: 0.283 | (1, 1) S<br>(5, 1) S<br>(9, PH) S<br>(9, 1) S<br>(11, PH) S<br>(11, 1) S<br>0-0<br>F7                 |                                  | X<br>0-0<br>F7                      |                                 | S<br>0-3<br>K                       |                                 | S<br>0-3<br>K                        |                                 |                              | X<br>0-0<br>4-3                 |                              | X<br>0-0<br>4-3                 | 2                            | 0                               | 0                            | 0                               | 0                            | 1                               | 0                            |                                  |                                  |                                    |                                  |        |
| <b>Inning Stats</b>   | R: 2<br>E: 0<br>K: 2<br>S: 9  | H: 2<br>LOB: 1<br>BB: 1<br>P: 13 | R: 0<br>E: 0<br>K: 0<br>S: 3        | H: 0<br>LOB: 0<br>BB: 0<br>P: 3 | R: 0<br>E: 0<br>K: 0<br>S: 4        | H: 1<br>LOB: 1<br>BB: 0<br>P: 4 | R: 0<br>E: 0<br>K: 0<br>S: 3         | H: 1<br>LOB: 1<br>BB: 1<br>P: 7 | R: 0<br>E: 0<br>K: 2<br>S: 7 | H: 0<br>LOB: 0<br>BB: 0<br>P: 7 | R: 0<br>E: 0<br>K: 0<br>S: 4 | H: 1<br>LOB: 2<br>BB: 1<br>P: 8 | R: 0<br>E: 0<br>K: 1<br>S: 5 | H: 0<br>LOB: 0<br>BB: 0<br>P: 5 | R: 0<br>E: 1<br>K: 0<br>S: 4 | H: 1<br>LOB: 2<br>BB: 1<br>P: 8 | R: 0<br>E: 1<br>K: 0<br>S: 5 | H: 1<br>LOB: 2<br>BB: 0<br>P: 5 | R: 1<br>E: 1<br>K: 1<br>S: 6 | H: 1<br>LOB: 1<br>BB: 1<br>P: 10 | 1B: 8<br>2B: 0<br>3B: 0<br>HR: 1 | SF: 0<br>SAC: 1<br>DP: 1<br>HBP: 0 | WP: 0<br>PB: 0<br>SB: 1<br>CS: 0 | PA: 50 |
| <b>PITCHER</b>  | IP<br>WLS<br>BF<br>H<br>R<br>ER<br>SO<br>BB<br>IBB<br>HBP<br>BLK<br>WP<br>HR<br>S<br>P<br>ERA<br>WHIP |                                  |                                     |                                 |                                     |                                 |                                      |                                 |                              |                                 |                              |                                 |                              |                                 |                              |                                 |                              |                                 |                              |                                  |                                  |                                    |                                  |        |
| Sandy Koufax, L<br>ERA: 1.87  | (1, 1) 7.0  |                                  |                                     |                                 |                                     |                                 |                                      |                                 |                              |                                 |                              |                                 |                              |                                 |                              |                                 |                              |                                 |                              |                                  |                                  |                                    |                                  |        |
| Bob Miller, R<br>ERA: 3.23  | (8, 1) 2.0  |                                  |                                     |                                 |                                     |                                 |                                      |                                 |                              |                                 |                              |                                 |                              |                                 |                              |                                 |                              |                                 |                              |                                  |                                  |                                    |                                  |        |
| Phil Regan, R<br>ERA: 1.7   | (10, 1) 2.0   | L                                |                                     |                                 |                                     |                                 |                                      |                                 |                              |                                 |                              |                                 |                              |                                 |                              |                                 |                              |                                 |                              |                                  |                                  |                                    |                                  |        |
| Joe Moeller, R<br>ERA: 2.6  | (12, 1) 1.0   | L                                |                                     |                                 |                                     |                                 |                                      |                                 |                              |                                 |                              |                                 |                              |                                 |                              |                                 |                              |                                 |                              |                                  |                                  |                                    |                                  |        |

San Francisco Giants @ Los Angeles Dodgers  
 Dodger Stadium, Los Angeles, CA  
 Wed Sep 07 1966, 7:05 PM PDT  
 Att: 54,993 - Unknown

|     |    |
|-----|----|
| AB  | 44 |
| R   | 3  |
| H   | 9  |
| RBI | 2  |
| BB  | 5  |
| SO  | 10 |
| LOB | 16 |



| Batter   | 1                            | 2                                | 3                            | 4                               | 5                            | 6                               | 7                            | 8                                | 9                            | 10                              | 11                           | 12                              | AB                           | R                               | H                            | RBI                             | BB                           | SO                              | LOB                          | BOTTOM   |                                  |                              |                                  |                                  |                                    |                 |  |  |
|--|------------------------------|----------------------------------|------------------------------|---------------------------------|------------------------------|---------------------------------|------------------------------|----------------------------------|------------------------------|---------------------------------|------------------------------|---------------------------------|------------------------------|---------------------------------|------------------------------|---------------------------------|------------------------------|---------------------------------|------------------------------|--|----------------------------------|------------------------------|----------------------------------|----------------------------------|------------------------------------|-----------------|--|--|
| <b>Maury Wills, S</b><br>OBP: 0.314, SLG: 0.313<br>(1, 6)  | 4-0<br>BB<br>BB              |                                  | 0-0<br>5-3                   |                                 | 0-0<br>1B                    |                                 | 0-0<br>2B                    |                                  |                              | 0-0<br>5-3                      |                              | 0-3<br>K                        | 5                            | 0                               | 2                            | 1                               | 1                            | 1                               | 0                            | <b>San Francisco Giants @ Los Angeles Dodgers</b><br><b>Dodger Stadium, Los Angeles, CA</b><br>Wed Sep 07 1966, 7:05 PM PDT<br>Att: 54,993 - Unknown<br><a href="http://livebaseballscorecards.com">livebaseballscorecards.com</a> |                                  |                              |                                  |                                  |                                    |                 |  |  |
| <b>Jim Gilliam, S</b><br>OBP: 0.315, SLG: 0.276<br>(1, 5)  | 4-0<br>BB<br>BB              |                                  | 0-0<br>G3                    |                                 | 0-0<br>F9                    |                                 | 0-0<br>6-3                   |                                  |                              | 0-0<br>1-3                      |                              | 4-0<br>1B<br>1B<br>BB           | 4                            | 0                               | 0                            | 0                               | 2                            | 0                               | 5                            |  |                                  |                              |                                  |                                  |                                    |                 |  |  |
| <b>Willie Davis, L</b><br>OBP: 0.311, SLG: 0.419<br>(1, 8)   | 0-3<br>K                     |                                  |                              | 0-0<br>P4                       | 0-0<br>1-3                   |                                 |                              | 0-0<br>SF7<br>3B                 |                              | 0-0<br>6-3                      |                              | 0-0<br>1B<br>1B                 | 6                            | 1                               | 2                            | 0                               | 0                            | 1                               | 4                            |  |                                  |                              |                                  |                                  |                                    |                 |  |  |
| <b>Ron Fairly, L</b><br>OBP: 0.356, SLG: 0.412<br><b>Tommy Davis, R</b><br>OBP: 0.338, SLG: 0.387<br>(1, 9)<br>(8, PH)<br>(9, 7)   | 0-0<br>F8                    |                                  |                              | 4-0<br>1B<br>BB                 |                              | 0-0<br>3-1                      |                              | 0-0<br>SF7                       |                              | 0-0<br>FC1-6<br>1B              | 0-0<br>F5                    | 0-0<br>FC1-6<br>1B              | 2                            | 0                               | 0                            | 0                               | 1                            | 0                               | 2                            |  |                                  |                              |                                  |                                  |                                    |                 |  |  |
| <b>Jim Lefebvre, S</b><br>OBP: 0.344, SLG: 0.484<br>(1, 4)   | 0-0<br>4-3                   |                                  |                              | 0-0<br>1B<br>G4-6-3             | 0-0<br>1-3                   | 0-0<br>P4                       |                              | 0-0<br>1B<br>G4-6-3              |                              | 0-0<br>FC1-6<br>5-3<br>1B       | 0-0<br>1B<br>1-2<br>2-3      | 6                               | 0                            | 3                               | 0                            | 0                               | 0                            | 3                               |                              |  |                                  |                              |                                  |                                  |                                    |                 |  |  |
| <b>John Roseboro, L</b><br>OBP: 0.350, SLG: 0.419<br>(1, 2)  |                              | 0-0<br>F7                        |                              | 0-0<br>G4-6-3                   | 0-0<br>1-2f                  | 0-0<br>P6                       |                              | 0-0<br>G4-6-3                    |                              | 0-0<br>1B<br>5-3                | 0-0<br>G1                    | 6                               | 0                            | 1                               | 0                            | 0                               | 0                            | 6                               |                              |  |                                  |                              |                                  |                                  |                                    |                 |  |  |
| <b>Lou Johnson, R</b><br>OBP: 0.308, SLG: 0.381<br>(1, 7)<br>(9, 9)  |                              | 0-0<br>F2                        |                              |                                 | 0-0<br>E3<br>1B              |                                 | 0-0<br>6-3                   |                                  |                              | 0-0<br>5-3                      |                              | 5                               | 1                            | 1                               | 0                            | 0                               | 0                            | 2                               |                              |  |                                  |                              |                                  |                                  |                                    |                 |  |  |
| <b>Wes Parker, S</b><br>OBP: 0.346, SLG: 0.394<br>(1, 3)   |                              | 0-0<br>F8                        |                              |                                 | 4-0<br>1B<br>BB              |                                 | 0-0<br>F9                    |                                  |                              | 0-0<br>P6                       |                              | 4-0<br>1B<br>IBB                | 3                            | 0                               | 0                            | 0                               | 2                            | 0                               | 0                            |  |                                  |                              |                                  |                                  |                                    |                 |  |  |
| <b>Sandy Koufax, R</b><br>OBP: 0.296, SLG: 0.090<br><b>Dick Stuart, L</b><br>OBP: 0.315, SLG: 0.370<br><b>Nate Oliver, L</b><br>OBP: 0.279, SLG: 0.212<br><b>Bob Miller, R</b><br>(8, 1)<br><b>Wes Covington, L</b><br>OBP: 0.277, SLG: 0.258<br><b>Phil Regan, R</b><br>OBP: 0.261, SLG: 0.150<br><b>Jim Garbini, L</b><br>OBP: 0.352, SLG: 0.342<br><b>Joe Moeller, R</b><br>OBP: 0.333, SLG: 0.200<br>(1, 1)<br>(7, PH)<br>(7, PR)<br>(8, 1)<br>(8, PH)<br>(10, 1)<br>(11, PH)<br>(12, 1) |                              |                                  | 0-0<br>4-3                   |                                 | 0-3<br>K                     |                                 | 0-0<br>2B<br>1B              |                                  | 0-3<br>K                     |                                 | 0-3<br>K                     | 2                               | 0                            | 0                               | 0                            | 0                               | 1                            | 2                               |                              |  |                                  |                              |                                  |                                  |                                    |                 |  |  |
| <b>Inning Stats</b>  | R: 0<br>E: 0<br>K: 1<br>S: 5 | H: 0<br>LOB: 2<br>BB: 2<br>P: 13 | R: 0<br>E: 0<br>K: 0<br>S: 3 | H: 0<br>LOB: 0<br>BB: 0<br>P: 3 | R: 0<br>E: 0<br>K: 0<br>S: 3 | H: 1<br>LOB: 1<br>BB: 1<br>P: 7 | R: 1<br>E: 1<br>K: 1<br>S: 7 | H: 2<br>LOB: 2<br>BB: 1<br>P: 11 | R: 0<br>E: 0<br>K: 0<br>S: 3 | H: 0<br>LOB: 0<br>BB: 0<br>P: 3 | R: 0<br>E: 0<br>K: 0<br>S: 5 | H: 2<br>LOB: 3<br>BB: 0<br>P: 5 | R: 1<br>E: 0<br>K: 0<br>S: 4 | H: 2<br>LOB: 0<br>BB: 0<br>P: 4 | R: 0<br>E: 0<br>K: 1<br>S: 5 | H: 0<br>LOB: 0<br>BB: 0<br>P: 5 | R: 0<br>E: 0<br>K: 0<br>S: 3 | H: 0<br>LOB: 0<br>BB: 0<br>P: 3 | R: 0<br>E: 0<br>K: 1<br>S: 7 |  | H: 2<br>LOB: 3<br>BB: 1<br>P: 11 | R: 0<br>E: 0<br>K: 1<br>S: 7 | H: 2<br>LOB: 3<br>BB: 1<br>P: 11 | 1B: 9<br>2B: 1<br>3B: 1<br>HR: 0 | SF: 1<br>SAC: 0<br>DP: 2<br>HBP: 0 | WP: 0<br>PA: 51 |  |  |
| <b>PITCHER</b>   | IP                           | WLS                              | BF                           | H                               | R                            | ER                              | SO                           | BB                               | IBB                          | HBP                             | BLK                          | WP                              | HR                           | S                               | P                            | ERA                             | WHIP                         |                                 |                              |  |                                  |                              |                                  |                                  |                                    |                 |  |  |
| <b>Bobby Bolin, R</b><br>ERA: 3.22   | (1, 1)<br>4.2                |                                  | 20                           | 3                               | 1                            | 1                               | 2                            | 4                                | 0                            | 0                               | 0                            | 0                               | 0                            | 20                              | 36                           | 1.93                            | 1.500                        |                                 |                              |  |                                  |                              |                                  |                                  |                                    |                 |  |  |
| <b>Joe Gibbon, L</b><br>ERA: 3.74  | (5, 1)<br>3.1                |                                  | 13                           | 4                               | 1                            | 1                               | 0                            | 0                                | 0                            | 0                               | 0                            | 0                               | 0                            | 13                              | 13                           | 2.70                            | 1.200                        |                                 |                              |  |                                  |                              |                                  |                                  |                                    |                 |  |  |
| <b>Lindy McDaniel, R</b><br>ERA: 2.9   | (9, 1)<br>2.0                |                                  | 6                            | 0                               | 0                            | 0                               | 1                            | 0                                | 0                            | 0                               | 0                            | 0                               | 0                            | 8                               | 8                            | 0.00                            | 0.000                        |                                 |                              |  |                                  |                              |                                  |                                  |                                    |                 |  |  |
| <b>Frank Linzy, R</b><br>ERA: 2.71   | (11, 1)<br>2.0               | W                                | 12                           | 4                               | 0                            | 0                               | 2                            | 1                                | 1                            | 0                               | 0                            | 0                               | 0                            | 14                              | 22                           | 0.00                            | 2.500                        |                                 |                              |  |                                  |                              |                                  |                                  |                                    |                 |  |  |



| Batter  | 1   | 2                               | 3                            | 4                               | 5                            | 6                               | 7                            | 8                               | 9                            | AB R H RBI BB SO LOB            | TOP                          |                                 |                              |                                 |                              |                                  |                              |                                  |                                  |                                    |                                  |        |
|---|---|---------------------------------|------------------------------|---------------------------------|------------------------------|---------------------------------|------------------------------|---------------------------------|------------------------------|---------------------------------|------------------------------|---------------------------------|------------------------------|---------------------------------|------------------------------|----------------------------------|------------------------------|----------------------------------|----------------------------------|------------------------------------|----------------------------------|--------|
| Don Kessinger, S (1, 6)<br>OBP: 0.293, SLG: 0.294   | 0-0<br>G3   |                                 | 0-0<br>4-3                   |                                 | 0-0<br>5-3                   |                                 |                              | 0-0<br>4-3                      | 0-0<br>E6                    | 5 1 0 0 0 0 2                   |                              |                                 |                              |                                 |                              |                                  |                              |                                  |                                  |                                    |                                  |        |
| Glenn Beckert, R (1, 4)<br>OBP: 0.326, SLG: 0.357   | 0-0<br>6-3  |                                 |                              | 0-0<br>ES<br>1B                 |                              | 0-3<br>K                        |                              | 4-0<br>CS<br>BB                 | 0-0<br>E6<br>1B              | 4 2 2 1 1 1 0                   |                              |                                 |                              |                                 |                              |                                  |                              |                                  |                                  |                                    |                                  |        |
| Billy Williams, L (1, 9)<br>OBP: 0.351, SLG: 0.485  | 0-3<br>K  |                                 |                              | 0-0<br>F2                       |                              | 0-3<br>K                        |                              | 1-0<br>CS<br>1B<br>HBP          | 4-0<br>BB                    | 3 1 0 0 1 2 1                   |                              |                                 |                              |                                 |                              |                                  |                              |                                  |                                  |                                    |                                  |        |
| Ron Santo, R (1, 5)<br>OBP: 0.413, SLG: 0.547       |   | 0-0<br>6-3                      |                              | 0-3<br>K<br>1-3                 |                              | 0-0<br>1B                       |                              | 0-3<br>K<br>1-2<br>2-H          | 0-0<br>6-3                   | 5 0 1 0 0 2 3                   |                              |                                 |                              |                                 |                              |                                  |                              |                                  |                                  |                                    |                                  |        |
| 14 Ernie Banks, R (1, 3)<br>OBP: 0.314, SLG: 0.444  |   | 0-0<br>6-3                      |                              | 0-3<br>K                        |                              | 0-0<br>F9                       |                              | 0-0<br>1B<br>2-H                |                              | 4 0 1 1 0 1 2                   |                              |                                 |                              |                                 |                              |                                  |                              |                                  |                                  |                                    |                                  |        |
| George Altman, L (1, 7)<br>OBP: 0.275, SLG: 0.359   |   | 0-0<br>2B                       |                              |                                 | 0-0<br>S<br>1B               |                                 | 4-0<br>SH5-4<br>BB           | 0-0<br>F5                       |                              | 3 1 2 0 1 0 1                   |                              |                                 |                              |                                 |                              |                                  |                              |                                  |                                  |                                    |                                  |        |
| Randy Hundley, R (1, 2)<br>OBP: 0.299, SLG: 0.431   |   | 0-0<br>6-3                      |                              |                                 | 0-3<br>K<br>1-2              |                                 | 0-0<br>SH5-4                 |                                 | 0-0<br>F4                    | 3 0 0 0 0 1 2                   |                              |                                 |                              |                                 |                              |                                  |                              |                                  |                                  |                                    |                                  |        |
| Adolfo Phillips, R (1, 8)<br>OBP: 0.345, SLG: 0.464 |   |                                 | 0-0<br>F2                    |                                 | 0-0<br>FC1-6<br>1B           |                                 | 0-0<br>6-3                   |                                 | 0-0<br>E<br>2B               | 4 1 2 1 0 0 1                   |                              |                                 |                              |                                 |                              |                                  |                              |                                  |                                  |                                    |                                  |        |
| Ken Holtzman, R (1, 1)<br>OBP: 0.121, SLG: 0.108    |   |                                 | 0-3<br>K                     |                                 | 0-0<br>FC1-6                 |                                 | 0-3<br>K                     |                                 | 0-0<br>F7                    | 3 0 0 0 0 2 2                   |                              |                                 |                              |                                 |                              |                                  |                              |                                  |                                  |                                    |                                  |        |
| Bill Hands, R (8, 1)<br>OBP: 0.098, SLG: 0.063      |   |                                 |                              |                                 | 1-2f                         |                                 |                              |                                 |                              | 1 0 0 0 0 0 1                   |                              |                                 |                              |                                 |                              |                                  |                              |                                  |                                  |                                    |                                  |        |
| <b>Inning Stats</b>                                 | R: 0<br>E: 0<br>K: 1<br>S: 5                          | H: 0<br>LOB: 0<br>BB: 0<br>P: 5 | R: 0<br>E: 0<br>K: 0<br>S: 4 | H: 1<br>LOB: 1<br>BB: 0<br>P: 4 | R: 0<br>E: 0<br>K: 1<br>S: 5 | H: 0<br>LOB: 0<br>BB: 0<br>P: 5 | R: 0<br>E: 0<br>K: 2<br>S: 8 | H: 1<br>LOB: 1<br>BB: 0<br>P: 8 | R: 1<br>E: 0<br>K: 1<br>S: 7 | H: 2<br>LOB: 1<br>BB: 0<br>P: 7 | R: 0<br>E: 0<br>K: 2<br>S: 8 | H: 1<br>LOB: 1<br>BB: 0<br>P: 8 | R: 0<br>E: 0<br>K: 1<br>S: 5 | H: 0<br>LOB: 1<br>BB: 1<br>P: 9 | R: 2<br>E: 0<br>K: 1<br>S: 6 | H: 1<br>LOB: 1<br>BB: 1<br>P: 11 | R: 3<br>E: 2<br>K: 0<br>S: 6 | H: 2<br>LOB: 1<br>BB: 1<br>P: 10 | 1B: 6<br>2B: 2<br>3B: 0<br>HR: 0 | SF: 0<br>SAC: 1<br>DP: 0<br>HBP: 1 | WP: 0<br>PB: 0<br>SB: 2<br>CS: 2 | PA: 40 |
| <b>PITCHER</b>                                      | IP WLS BF H R ER SO BB IBB HBP BLK WP HR S P ERA WHIP |                                 |                              |                                 |                              |                                 |                              |                                 |                              |                                 |                              |                                 |                              |                                 |                              |                                  |                              |                                  |                                  |                                    |                                  |        |
| Juan Marichal, R (1, 1)<br>ERA: 2.06                | 8.0 L 33 6 3 1 9 2 0 1 0 0 0 0 48 57 1.12 1.000       |                                 |                              |                                 |                              |                                 |                              |                                 |                              |                                 |                              |                                 |                              |                                 |                              |                                  |                              |                                  |                                  |                                    |                                  |        |
| Lindy McDaniel, R (9, 1)<br>ERA: 2.87               | 1.0 7 2 3 0 0 1 0 0 0 0 0 0 6 10 0.00 3.000           |                                 |                              |                                 |                              |                                 |                              |                                 |                              |                                 |                              |                                 |                              |                                 |                              |                                  |                              |                                  |                                  |                                    |                                  |        |

Chicago Cubs @ San Francisco Giants  
 Candlestick Park, San Francisco, CA  
 Fri Sep 09 1966, 10:05 PM EDT  
 Att: 19,779 - Unknown

livebaseballscorecards.com

AB 35  
 R 6  
 H 8  
 RBI 3  
 BB 3  
 SO 9  
 LOB 15



| Batter   | 1           | 2          | 3              | 4                          | 5         | 6         | 7          | 8                          | 9               | AB | R | H | RBI | BB | SO | LOB |
|--|-------------|------------|----------------|----------------------------|-----------|-----------|------------|----------------------------|-----------------|----|---|---|-----|----|----|-----|
| Tito Fuentes, S<br>OBP: 0.273, SLG: 0.344<br>Jim Davenport, R<br>OBP: 0.299, SLG: 0.375<br>(1, 6)<br>(8, PH)<br>(9, 6)   | 0-3<br>K2-3 |            | 0-0<br>F9      |                            |           | 0-0<br>F5 |            | 0-0<br>F9                  |                 | 3  | 0 | 0 | 0   | 0  | 1  | 1   |
| Willie McCovey, L<br>OBP: 0.386, SLG: 0.561<br>(1, 3)  | 0-3<br>K    |            |                | 0-0<br>SH1-3 BB<br>1B      |           | 0-3<br>K  |            | 0-0<br>BB<br>1-3<br>1B     |                 | 4  | 0 | 2 | 0   | 0  | 2  | 0   |
| Willie Mays, R<br>OBP: 0.373, SLG: 0.571<br>(1, 9)   | 0-3<br>K    |            |                | 4-0<br>SH1-3 BB<br>1-2     |           | 4-0<br>BB |            | 4-0<br>BB<br>1-2           |                 | 1  | 0 | 0 | 0   | 3  | 1  | 0   |
| Jim Ray Hart, R<br>OBP: 0.332, SLG: 0.495<br>(1, 5)  |             | 0-0<br>1-3 |                | 0-0<br>SH1-3<br>1-2<br>2-3 |           | 0-3<br>K  |            | 0-3<br>K                   |                 | 3  | 0 | 0 | 0   | 0  | 2  | 4   |
| Jesus Alou, R<br>OBP: 0.277, SLG: 0.319<br>(1, 7)  |             | 0-0<br>4-3 |                | 0-0<br>G3                  |           |           | 0-0<br>1-3 |                            | 0-0<br>BB<br>1B | 4  | 0 | 1 | 0   | 0  | 0  | 2   |
| Ollie Brown, R<br>OBP: 0.293, SLG: 0.301<br>Bob Burda, L<br>OBP: 0.211, SLG: 0.278<br>(1, 8)<br>(9, PH)  |             | 0-0<br>F9  |                | 0-0<br>6-3                 |           |           | 0-0<br>4-3 |                            | 0-0<br>F8       | 3  | 0 | 0 | 0   | 0  | 0  | 2   |
| Hal Lanier, R<br>OBP: 0.265, SLG: 0.302<br>Ken Henderson, S<br>OBP: 0.250, SLG: 0.250<br>(1, 4)<br>(9, PH)   |             |            | 0-0<br>F9      |                            | 0-0<br>F9 |           | 0-0<br>F7  |                            | 0-0<br>F4       | 1  | 0 | 0 | 0   | 0  | 0  | 1   |
| Tom Haller, L<br>OBP: 0.317, SLG: 0.454<br>(1, 2)  |             |            | 0-0<br>E<br>1B |                            | 0-0<br>F8 |           |            | 4-0<br>FC6-4 BB            | 0-0<br>F6       | 3  | 0 | 1 | 0   | 1  | 0  | 1   |
| Juan Marichal, R<br>OBP: 0.240, SLG: 0.281<br>Cap Peterson, R<br>OBP: 0.284, SLG: 0.311<br>Don Mason, L<br>OBP: 0.125, SLG: 0.250<br>Lindy McDaniel, R<br>OBP: 0.059, SLG: 0.059<br>(1, 1)<br>(8, PH)<br>(8, PR)<br>(9, 1) |             |            | 0-0<br>B1      |                            | 0-3<br>K  |           |            | 0-0<br>FC6-4<br>1B<br>1-2f |                 | 2  | 0 | 0 | 0   | 0  | 1  | 1   |

| Inning Stats | R: 0 | H: 0 | E: 0 | LOB: 0 | K: 3 | BB: 0 | S: 9 | P: 9 | R: 0 | H: 0 | E: 0 | LOB: 0 | K: 0 | BB: 0 | S: 3 | P: 3 | R: 0 | H: 1 | E: 1 | LOB: 1 | K: 0 | BB: 0 | S: 4 | P: 4 | R: 0 | H: 0 | E: 0 | LOB: 0 | K: 1 | BB: 0 | S: 5 | P: 5 | R: 0 | H: 0 | E: 0 | LOB: 1 | K: 2 | BB: 1 | S: 7 | P: 11 | R: 0 | H: 0 | E: 0 | LOB: 0 | K: 0 | BB: 0 | S: 3 | P: 3 | R: 0 | H: 1 | E: 0 | LOB: 3 | K: 1 | BB: 2 | S: 6 | P: 14 | R: 0 | H: 1 | E: 0 | LOB: 1 | K: 0 | BB: 0 | S: 4 | P: 4 | 1B: 4 | SF: 0 | 2B: 0 | SAC: 1 | 3B: 0 | DP: 0 | HR: 0 | HBP: 0 | WP: 0 | PA: 35 |
|--------------|------|------|------|--------|------|-------|------|------|------|------|------|--------|------|-------|------|------|------|------|------|--------|------|-------|------|------|------|------|------|--------|------|-------|------|------|------|------|------|--------|------|-------|------|-------|------|------|------|--------|------|-------|------|------|------|------|------|--------|------|-------|------|-------|------|------|------|--------|------|-------|------|------|-------|-------|-------|--------|-------|-------|-------|--------|-------|--------|
|--------------|------|------|------|--------|------|-------|------|------|------|------|------|--------|------|-------|------|------|------|------|------|--------|------|-------|------|------|------|------|------|--------|------|-------|------|------|------|------|------|--------|------|-------|------|-------|------|------|------|--------|------|-------|------|------|------|------|------|--------|------|-------|------|-------|------|------|------|--------|------|-------|------|------|-------|-------|-------|--------|-------|-------|-------|--------|-------|--------|

| PITCHER                                | IP  | WLS | BF | H | R | ER | SO | BB | IBB | HBP | BLK | WP | HR | S  | P  | ERA  | WHIP  |
|--|-----|-----|----|---|---|----|----|----|-----|-----|-----|----|----|----|----|------|-------|
| Ken Holtzman, L<br>ERA: 3.55<br>(1, 1) | 7.2 | W   | 30 | 3 | 0 | 0  | 6  | 4  | 0   | 0   | 0   | 0  | 0  | 38 | 54 | 0.00 | 0.913 |
| Bill Hands, R<br>ERA: 4.8<br>(8, 1)    | 1.1 | S   | 5  | 1 | 0 | 0  | 1  | 0  | 0   | 0   | 0   | 0  | 0  | 7  | 7  | 0.00 | 0.750 |


**BOTTOM**

**Chicago Cubs @ San Francisco Giants**  
Candlestick Park, San Francisco, CA

Fri Sep 09 1966, 10:05 PM EDT  
Att. 19,779 - Unknown

livebaseballscorecards.com

**AB 30**  
**R 0**  
**H 4**  
**RBI 0**  
**BB 4**  
**SO 7**  
**LOB 15**



Chicago Cubs @ San Francisco Giants  
Candlestick Park, San Francisco, CA

Sat Sep 10 1966, 6:33 AM EDT  
Att: 19,436 - Unknown

|     |    |
|-----|----|
| AB  | 43 |
| R   | 12 |
| H   | 17 |
| RBI | 12 |
| BB  | 3  |
| SO  | 4  |
| LOB | 17 |



|    |   |    |    |
|----|---|----|----|
| WP | 1 | PA | 48 |
| PB | 0 |    |    |
| SB | 0 |    |    |
| CS | 0 |    |    |

| Batter  | 1                     | 2                        | 3                              | 4 | 5                  | 6                             | 7                           | 8 | 9          | AB R H RBI BB SO LOB           |
|---|-----------------------|--------------------------|--------------------------------|---|--------------------|-------------------------------|-----------------------------|---|------------|--------------------------------|
| Don Kessinger, S<br>OBP: 0.292, SLG: 0.293 (1, 6)   | 0-0<br>5-3            | 0-0<br>WP<br>1B          | 0-0<br>SH5-3                   |   | 0-0<br>6-3         |                               | 0-3<br>K                    |   | 0-0<br>5-3 | 5 1 1 1 0 1 3                  |
| Glenn Beckert, R<br>OBP: 0.327, SLG: 0.360 (1, 4)   | 0-0<br>6-3            | 0-0<br>1B<br>1B          | 0-0<br>1B<br>2B                |   | 0-0<br>F2          |                               | 0-0<br>E8<br>3-1<br>1B      |   | 0-0<br>E6  | 6 1 3 5 0 0 0                  |
| Billy Williams, L<br>OBP: 0.354, SLG: 0.486 (1, 9)  | 0-0<br>3B<br>1B       | 0-0<br>1B                | 0-0<br>1B                      |   |                    | 4-0<br>14<br>4-3<br>6-3<br>BB | 0-0<br>3-1                  |   | 0-0<br>4-3 | 5 1 3 2 1 0 2                  |
| Ron Santo, R<br>OBP: 0.413, SLG: 0.548 (1, 5)       | 0-0<br>14<br>1B<br>3B | 0-0<br>4-3               | 0-3<br>K                       |   | 0-0<br>6-3         |                               | 0-0<br>6-3                  |   |            | 4 1 1 1 1 1 4                  |
| 14 Ernie Banks, R<br>OBP: 0.315, SLG: 0.443 (1, 3)  | 0-0<br>FC4-6<br>1B    |                          | 0-0<br>1-3                     |   | 0-0<br>FC6-4<br>1B |                               | 0-0<br>4-3                  |   |            | 5 0 2 1 0 0 3                  |
| George Altman, L<br>OBP: 0.273, SLG: 0.354 (1, 7)   | 0-0<br>FC4-6          |                          | 0-0<br>1B<br>1B<br>1B          |   | 0-0<br>F6          |                               | 0-0<br>F7                   |   | 0-0<br>F9  | 5 1 1 0 0 0 3                  |
| Randy Hundley, R<br>OBP: 0.300, SLG: 0.430 (1, 2)   |                       | 0-0<br>5-3               | 0-0<br>1B<br>1B                |   | 0-0<br>F9          |                               | 0-0<br>BB<br>1B<br>1B       |   | 0-0<br>F7  | 5 2 2 0 0 0 1                  |
| Adolfo Phillips, R<br>OBP: 0.348, SLG: 0.466 (1, 8) |                       | 0-0<br>SH1-4<br>1B<br>1B | 0-0<br>SH5-3<br>1B<br>2B<br>1B |   | 0-0<br>FC6-4       |                               | 0-0<br>BB<br>1B<br>1B       |   | 0-3<br>K   | 5 3 3 0 0 1 1                  |
| Dick Ellsworth, L<br>OBP: 0.195, SLG: 0.179 (1, 1)  |                       | 0-0<br>SH1-4             | 0-0<br>SH5-3<br>2B<br>1B       |   | 0-3<br>K           |                               | 0-0<br>E<br>1B<br>3-1<br>BB |   | 0-0<br>F7  | 2 2 1 2 1 1 0<br>1 0 0 0 0 0 0 |
| Cal Koonce, R<br>OBP: 0.200, SLG: 0.136 (8, 1)      |                       |                          |                                |   |                    |                               |                             |   |            |                                |

| Inning Stats | R: 2 | H: 3 | E: 0 | K: 0 | S: 6 | P: 6 | R: 2 | H: 4 | E: 0 | K: 0 | S: 7 | P: 7 | R: 5 | H: 6 | E: 0 | K: 1 | S: 11 | P: 11 | R: 0 | H: 1 | E: 0 | K: 0 | S: 4 | P: 4 | R: 0 | H: 0 | E: 0 | K: 1 | S: 5 | P: 5 | R: 0 | H: 0 | E: 0 | K: 1 | S: 3 | P: 7 | R: 3 | H: 3 | E: 1 | K: 1 | S: 8 | P: 16 | R: 0 | H: 0 | E: 0 | K: 1 | S: 5 | P: 5 | R: 0 | H: 0 | E: 1 | K: 0 | S: 4 | P: 4 | 1B: 15 | SF: 0 | 2B: 1 | SAC: 2 | 3B: 1 | DP: 0 | HR: 0 | HBP: 0 | WP: 1 | PA: 48 |
|--------------|------|------|------|------|------|------|------|------|------|------|------|------|------|------|------|------|-------|-------|------|------|------|------|------|------|------|------|------|------|------|------|------|------|------|------|------|------|------|------|------|------|------|-------|------|------|------|------|------|------|------|------|------|------|------|------|--------|-------|-------|--------|-------|-------|-------|--------|-------|--------|
|--------------|------|------|------|------|------|------|------|------|------|------|------|------|------|------|------|------|-------|-------|------|------|------|------|------|------|------|------|------|------|------|------|------|------|------|------|------|------|------|------|------|------|------|-------|------|------|------|------|------|------|------|------|------|------|------|------|--------|-------|-------|--------|-------|-------|-------|--------|-------|--------|

| PITCHER                               | IP  | WLS | BF | H  | R | ER | SO | BB | IBB | HBP | BLK | WP | HR | S  | P  | ERA   | WHIP  |
|---------------------------------------|-----|-----|----|----|---|----|----|----|-----|-----|-----|----|----|----|----|-------|-------|
| Gaylord Perry, R<br>ERA: 3.16 (1, 1)  | 2.1 | L   | 18 | 11 | 8 | 8  | 0  | 0  | 0   | 0   | 0   | 1  | 0  | 18 | 18 | 30.86 | 4.714 |
| Bob Priddy, R<br>ERA: 4.0 (3, 1)      | 0.2 |     | 4  | 2  | 1 | 1  | 1  | 0  | 0   | 0   | 0   | 0  | 0  | 6  | 6  | 13.50 | 3.000 |
| Bob Garibaldi, R<br>ERA: (4, 1)       | 1.0 |     | 4  | 1  | 0 | 0  | 0  | 0  | 0   | 0   | 0   | 0  | 0  | 4  | 4  | 0.00  | 1.000 |
| Rich Robertson, R<br>ERA: 7.71 (5, 1) | 2.1 |     | 12 | 3  | 3 | 2  | 2  | 2  | 0   | 0   | 0   | 0  | 0  | 14 | 22 | 7.71  | 2.143 |
| Bill Henry, L<br>ERA: 2.75 (7, 1)     | 0.2 |     | 3  | 0  | 0 | 0  | 0  | 1  | 0   | 0   | 0   | 0  | 0  | 2  | 6  | 0.00  | 1.500 |
| PITCHER                               | IP  | WLS | BF | H  | R | ER | SO | BB | IBB | HBP | BLK | WP | HR | S  | P  | ERA   | WHIP  |
| Billy Hoelt, L<br>ERA: 4.36 (8, 1)    | 2.0 |     | 7  | 0  | 0 | 0  | 1  | 0  | 0   | 0   | 0   | 0  | 0  | 9  | 9  | 0.00  | 0.000 |

BOTTOM

Chicago Cubs @ San Francisco Giants  
Candlestick Park, San Francisco, CA

Sat Sep 10 1966, 6:33 AM EDT  
Att. 19,436 - Unknown

livebaseballscorecards.com

AB 36  
R 3  
H 8  
RBI 3  
BB 1  
SO 3  
LOB 16



WP: 0 PA: 38  
PB: 0  
SB: 0  
CS: 0

AB R H RBI BB SO LOB

5 0 1 0 0 0 0

5 0 1 0 0 0 2

1 0 0 0 0 1 1  
3 0 1 0 0 1 2

1 0 0 0 0 0 1  
3 1 1 0 0 1 1

4 1 1 0 0 0 1

3 1 2 0 1 0 0

4 0 1 2 0 0 3

3 0 0 1 0 0 2  
1 0 0 0 0 0 2

0 0 0 0 0 0 0  
0 0 0 0 0 0 0  
1 0 0 0 0 0 0  
0 0 0 0 0 0 0  
1 0 0 0 0 0 0  
0 0 0 0 0 0 0  
0 0 0 0 0 0 0  
0 0 0 0 0 0 0  
0 0 0 0 0 0 0  
1 0 0 0 0 0 0

1B: 8 SF: 0  
2B: 0 SAC: 0  
3B: 0 DP: 0  
HR: 0 HBP: 1

Table with columns for Batter (1-9) and Inning Stats. Batter names and stats are listed on the left. Inning stats are listed at the bottom. The table contains various baseball symbols, diagrams, and statistics.

PITCHER statistics table with columns for IP, WLS, BF, H, R, ER, SO, BB, IBB, HBP, BLK, WP, HR, S, P, ERA, WHIP.

| Batter  | 1   | 2                               | 3                            | 4                               | 5                            | 6                                | 7                            | 8                               | 9                            | AB R H RBI BB SO LOB            | TOP                           |                                  |                              |                                  |                              |                                 |                              |                                 |                                  |                                    |                                  |        |
|---|---|---------------------------------|------------------------------|---------------------------------|------------------------------|----------------------------------|------------------------------|---------------------------------|------------------------------|---------------------------------|-------------------------------|----------------------------------|------------------------------|----------------------------------|------------------------------|---------------------------------|------------------------------|---------------------------------|----------------------------------|------------------------------------|----------------------------------|--------|
| Don Kessinger, S (1, 6)<br>OBP: 0.294, SLG: 0.296   | 0-0<br>F5   |                                 | 0-0<br>BB<br>1B              |                                 |                              | 0-0<br>E<br>2B                   | 0-3<br>K                     |                                 | 0-3<br>K2-3                  | 5 1 2 0 0 2 0                   |                               |                                  |                              |                                  |                              |                                 |                              |                                 |                                  |                                    |                                  |        |
| Glenn Beckert, R (1, 4)<br>OBP: 0.330, SLG: 0.361   | 0-0<br>6-3  |                                 | 4-0<br>BB<br>1-2             |                                 |                              | 0-0<br>E7<br>HR<br>1B            | 0-0<br>1-3                   |                                 | 0-0<br>CS<br>1B              | 4 1 2 0 1 0 0                   |                               |                                  |                              |                                  |                              |                                 |                              |                                 |                                  |                                    |                                  |        |
| Billy Williams, L (1, 9)<br>OBP: 0.356, SLG: 0.491  | 4-0<br>BB   |                                 | 0-0<br>4-3                   |                                 |                              | 0-0<br>HR                        | 0-0<br>PB<br>1B              |                                 | 0-0<br>F6                    | 4 1 2 2 1 0 3                   |                               |                                  |                              |                                  |                              |                                 |                              |                                 |                                  |                                    |                                  |        |
| Ron Santo, R (1, 5)<br>OBP: 0.415, SLG: 0.549       | 0-3<br>K  |                                 |                              | 0-0<br>14<br>G4-6-3<br>1B       |                              | 0-0<br>SH<br>14<br>G6-3<br>1B    | 4-0<br>BB<br>1-2             |                                 | 0-0<br>CS                    | 3 1 2 0 1 1 1                   |                               |                                  |                              |                                  |                              |                                 |                              |                                 |                                  |                                    |                                  |        |
| 14 Ernie Banks, R (1, 3)<br>OBP: 0.315, SLG: 0.442  |   | 0-0<br>5-3                      |                              | 0-0<br>G4-6-3<br>1-2f           |                              | 0-0<br>G6-3<br>SH<br>1B          | 0-0<br>F4                    |                                 |                              | 4 0 1 0 0 0 3                   |                               |                                  |                              |                                  |                              |                                 |                              |                                 |                                  |                                    |                                  |        |
| Randy Hundley, R (1, 2)<br>OBP: 0.298, SLG: 0.428   |   | 0-0<br>F7                       |                              | 0-0<br>5-3                      |                              | 0-0<br>SH<br>G6-3                |                              | 0-0<br>6-3                      |                              | 3 0 0 0 0 0 0                   |                               |                                  |                              |                                  |                              |                                 |                              |                                 |                                  |                                    |                                  |        |
| Byron Browne, R (1, 7)<br>OBP: 0.314, SLG: 0.432    |   | 0-3<br>K                        |                              |                                 | 0-3<br>K                     | 0-0<br>G6-3                      |                              | 0-0<br>FC5-4<br>1B              |                              | 2 0 0 0 0 2 0                   |                               |                                  |                              |                                  |                              |                                 |                              |                                 |                                  |                                    |                                  |        |
| George Altman, L (6, PH)<br>OBP: 0.276, SLG: 0.356  |   |                                 |                              |                                 |                              | 1-2f<br>2-3<br>3-H               |                              |                                 |                              | 2 0 1 0 0 0 2                   |                               |                                  |                              |                                  |                              |                                 |                              |                                 |                                  |                                    |                                  |        |
| Adolfo Phillips, R (1, 8)<br>OBP: 0.348, SLG: 0.463 |   | 0-0<br>5-3                      |                              | 0-0<br>F1                       |                              | 0-0<br>IBB                       |                              | 0-0<br>FC5-4<br>E<br>S          |                              | 3 0 0 0 1 0 1                   |                               |                                  |                              |                                  |                              |                                 |                              |                                 |                                  |                                    |                                  |        |
| Fergie Jenkins, R (1, 1)<br>OBP: 0.214, SLG: 0.231  |   | 0-3<br>K                        |                              | 0-0<br>F9                       |                              | 0-3<br>K                         |                              | 0-0<br>4-3                      |                              | 3 0 0 0 0 2 2                   |                               |                                  |                              |                                  |                              |                                 |                              |                                 |                                  |                                    |                                  |        |
| Lee Thomas, L (8, PH)<br>OBP: 0.276, SLG: 0.312     |   |                                 |                              |                                 |                              |                                  |                              |                                 |                              | 1 0 0 0 0 0 1                   |                               |                                  |                              |                                  |                              |                                 |                              |                                 |                                  |                                    |                                  |        |
| Cal Koonce, R (8, 1)<br>OBP: 0.200, SLG: 0.136      |   |                                 |                              |                                 |                              |                                  |                              |                                 |                              | 0 0 0 0 0 0 0                   |                               |                                  |                              |                                  |                              |                                 |                              |                                 |                                  |                                    |                                  |        |
| Bob Hendley, R (8, 1)<br>OBP: 0.263, SLG: 0.235     |   |                                 |                              |                                 |                              |                                  |                              |                                 |                              | 0 0 0 0 0 0 0                   |                               |                                  |                              |                                  |                              |                                 |                              |                                 |                                  |                                    |                                  |        |
| <b>Inning Stats</b>                                 | R: 0<br>E: 0<br>K: 1<br>S: 5                          | H: 0<br>LOB: 1<br>BB: 1<br>P: 9 | R: 0<br>E: 0<br>K: 1<br>S: 5 | H: 0<br>LOB: 0<br>BB: 0<br>P: 5 | R: 0<br>E: 0<br>K: 1<br>S: 6 | H: 1<br>LOB: 2<br>BB: 1<br>P: 10 | R: 0<br>E: 0<br>K: 1<br>S: 3 | H: 1<br>LOB: 0<br>BB: 0<br>P: 3 | R: 0<br>E: 0<br>K: 1<br>S: 5 | H: 0<br>LOB: 0<br>BB: 0<br>P: 5 | R: 4<br>E: 2<br>K: 1<br>S: 10 | H: 5<br>LOB: 2<br>BB: 1<br>P: 14 | R: 0<br>E: 0<br>K: 1<br>S: 6 | H: 1<br>LOB: 2<br>BB: 1<br>P: 10 | R: 0<br>E: 0<br>K: 1<br>S: 4 | H: 1<br>LOB: 1<br>BB: 0<br>P: 4 | R: 0<br>E: 0<br>K: 1<br>S: 5 | H: 1<br>LOB: 0<br>BB: 0<br>P: 5 | 1B: 8<br>2B: 1<br>3B: 0<br>HR: 1 | SF: 0<br>SAC: 1<br>DP: 2<br>HBP: 0 | WP: 0<br>PB: 1<br>SB: 1<br>CS: 1 | PA: 40 |
| <b>PITCHER</b>                                      | IP WLS BF H R ER SO BB IBB HBP BLK WP HR S P ERA WHIP |                                 |                              |                                 |                              |                                  |                              |                                 |                              |                                 |                               |                                  |                              |                                  |                              |                                 |                              |                                 |                                  |                                    |                                  |        |
| Ray Sadecki, L (1, 1)<br>ERA: 4.72                  | 5.0 L 22 6 4 4 4 2 0 0 0 0 0 1 28 36 7.20 1.600       |                                 |                              |                                 |                              |                                  |                              |                                 |                              |                                 |                               |                                  |                              |                                  |                              |                                 |                              |                                 |                                  |                                    |                                  |        |
| Frank Linzy, R (6, 1)<br>ERA: 2.65                  | 2.0 10 2 0 0 2 1 1 0 0 0 0 0 12 20 0.00 1.500         |                                 |                              |                                 |                              |                                  |                              |                                 |                              |                                 |                               |                                  |                              |                                  |                              |                                 |                              |                                 |                                  |                                    |                                  |        |
| Lindy McDaniel, R (8, 1)<br>ERA: 2.82               | 2.0 7 2 0 0 1 0 0 0 0 0 0 0 9 9 0.00 1.000            |                                 |                              |                                 |                              |                                  |                              |                                 |                              |                                 |                               |                                  |                              |                                  |                              |                                 |                              |                                 |                                  |                                    |                                  |        |

Chicago Cubs @ San Francisco Giants  
 Candlestick Park, San Francisco, CA  
 Sun Sep 11 1966, 6:33 AM EDT  
 Unknown

livebaseballscorecards.com

|     |    |
|-----|----|
| AB  | 34 |
| R   | 4  |
| H   | 10 |
| RBI | 2  |
| BB  | 4  |
| SO  | 7  |
| LOB | 13 |





| Batter  | 1         | 2          | 3               | 4                  | 5          | 6               | 7          | 8                  | 9                | AB | R | H | RBI | BB | SO | LOB |
|---|-----------|------------|-----------------|--------------------|------------|-----------------|------------|--------------------|------------------|----|---|---|-----|----|----|-----|
| Tito Fuentes, S<br>OBP: 0.271, SLG: 0.341 (1, 6)            | 0-0<br>F7 |            | 0-0<br>1B       |                    | 0-0<br>3-1 |                 | 0-0<br>F5  |                    | 0-0<br>FC6       | 5  | 0 | 1 | 1   | 0  | 0  | 1   |
| Frank Johnson, R<br>OBP: 0.500, SLG: 0.375 (1, 9)           | 0-0<br>F4 |            | 0-0<br>5-3      |                    | 0-3<br>K   |                 |            | 4-0<br>FC5-4<br>BB |                  | 3  | 0 | 0 | 0   | 1  | 1  | 1   |
| Willie McCovey, L<br>OBP: 0.383, SLG: 0.555 (1, 3)          | 0-3<br>K  |            |                 |                    | 0-3<br>K   |                 | 0-0<br>1-3 | 0-0<br>FC5-4<br>BB |                  | 4  | 0 | 0 | 0   | 0  | 2  | 1   |
| Jim Ray Hart, R<br>OBP: 0.335, SLG: 0.500 (1, 5)            |           | 0-0<br>5-3 |                 | 0-0<br>1B<br>FC4-6 |            | 0-0<br>1B<br>2B |            | 4-0<br>1-2<br>BB   |                  | 3  | 2 | 2 | 0   | 1  | 0  | 0   |
| Jesus Alou, R<br>OBP: 0.278, SLG: 0.318 (1, 7)              |           | 0-0<br>5-3 |                 | 0-0<br>FC4-6<br>1B |            | 0-0<br>F8       |            | 0-0<br>L7          |                  | 3  | 0 | 1 | 0   | 0  | 0  | 1   |
| Willie Mays, R<br>OBP: 0.372, SLG: 0.569 (8, PH)<br>(9, 8)  |           |            |                 | 2-3<br>FC4-6<br>1B |            |                 |            |                    |                  | 1  | 0 | 0 | 0   | 0  | 0  | 2   |
| Tom Haller, L<br>OBP: 0.317, SLG: 0.452 (1, 2)              |           | 0-0<br>G3  |                 | 0-0<br>FC4-6<br>BB |            | 0-0<br>1B       |            | 0-3<br>K           |                  | 3  | 0 | 1 | 2   | 0  | 0  | 1   |
| Jack Hiatt, R<br>OBP: 0.375, SLG: 0.500 (8, PH)             |           |            |                 | 1-2f<br>3-H        |            | 2-H<br>1B       |            |                    |                  | 1  | 0 | 0 | 0   | 0  | 1  | 2   |
| Bob Barton, R<br>OBP: 0.224, SLG: 0.211 (9, 2)              |           |            |                 |                    |            |                 |            |                    |                  | 0  | 0 | 0 | 0   | 0  | 0  | 0   |
| Ken Henderson, S<br>OBP: 0.400, SLG: 0.333 (1, 8)<br>(9, 7) |           |            | 0-0<br>1B<br>1B | 4-0<br>1-2<br>BB   |            | 0-0<br>F6       |            |                    | 0-3<br>K         | 2  | 1 | 1 | 0   | 1  | 0  | 1   |
| Cap Peterson, R<br>OBP: 0.281, SLG: 0.308 (9, PH)           |           |            |                 |                    |            |                 |            |                    |                  | 1  | 0 | 0 | 0   | 0  | 1  | 0   |
| Hal Lanier, R<br>OBP: 0.263, SLG: 0.300 (1, 4)              |           |            | 0-0<br>F3       | 0-0<br>4-3         |            |                 |            |                    | 0-3<br>K         | 2  | 0 | 0 | 0   | 0  | 0  | 3   |
| Bob Burda, L<br>OBP: 0.205, SLG: 0.270 (7, PH)              |           |            |                 |                    |            |                 |            |                    |                  | 1  | 0 | 0 | 0   | 0  | 0  | 0   |
| Jim Davenport, R<br>OBP: 0.297, SLG: 0.371 (8, 4)           |           |            |                 |                    |            |                 |            |                    |                  | 1  | 0 | 0 | 0   | 0  | 1  | 0   |
| Ray Sadecki, L<br>OBP: 0.350, SLG: 0.641 (1, 1)             |           |            | 0-0<br>1B<br>1B |                    | 0-0<br>F2  |                 | 0-3<br>K   |                    | 4-0<br>FC6<br>BB | 2  | 0 | 1 | 0   | 0  | 0  | 0   |
| Frank Litzy, R<br>OBP: 0.158, SLG: 0.263 (6, 1)             |           |            |                 |                    |            |                 |            |                    |                  | 0  | 0 | 0 | 0   | 0  | 0  | 0   |
| Len Gabrielson, L<br>OBP: 0.268, SLG: 0.290 (7, PH)         |           |            |                 |                    |            |                 |            |                    |                  | 1  | 0 | 0 | 0   | 0  | 1  | 0   |
| Lindy McDaniel, R<br>OBP: 0.059, SLG: 0.059 (8, 1)          |           |            |                 |                    |            |                 |            |                    |                  | 0  | 0 | 0 | 0   | 0  | 0  | 0   |
| Ozzie Virgil, R<br>OBP: 0.242, SLG: 0.302 (9, PH)           |           |            |                 |                    |            |                 |            |                    |                  | 0  | 0 | 0 | 0   | 1  | 0  | 0   |
| Don Mason, L<br>OBP: 0.125, SLG: 0.250 (9, PR)              |           |            |                 |                    |            |                 |            |                    |                  | 0  | 0 | 0 | 0   | 0  | 0  | 0   |

| Inning Stats | R: 0 | H: 0 | E: 0 | K: 1 | S: 5 | R: 0 | H: 0 | E: 0 | K: 0 | S: 3 | R: 1 | H: 3 | E: 0 | K: 0 | S: 5 | R: 1 | H: 2 | E: 0 | K: 1 | S: 7 | R: 0 | H: 0 | E: 0 | K: 1 | S: 5 | R: 1 | H: 2 | E: 0 | K: 0 | S: 5 | R: 0 | H: 0 | E: 0 | K: 1 | S: 5 | R: 0 | H: 0 | E: 0 | K: 1 | S: 5 | R: 0 | H: 0 | E: 0 | K: 1 | S: 5 | R: 0 | H: 0 | E: 0 | K: 2 | S: 7 | R: 0 | H: 0 | E: 0 | K: 2 | S: 7 | 1B: 5 | 2B: 2 | 3B: 0 | HR: 0 | SF: 0 | SAC: 0 | DP: 0 | HBP: 0 | WP: 0 | PB: 0 | SB: 0 | CS: 0 | PA: 37 |
|--------------|------|------|------|------|------|------|------|------|------|------|------|------|------|------|------|------|------|------|------|------|------|------|------|------|------|------|------|------|------|------|------|------|------|------|------|------|------|------|------|------|------|------|------|------|------|------|------|------|------|------|------|------|------|------|------|-------|-------|-------|-------|-------|--------|-------|--------|-------|-------|-------|-------|--------|
|--------------|------|------|------|------|------|------|------|------|------|------|------|------|------|------|------|------|------|------|------|------|------|------|------|------|------|------|------|------|------|------|------|------|------|------|------|------|------|------|------|------|------|------|------|------|------|------|------|------|------|------|------|------|------|------|------|-------|-------|-------|-------|-------|--------|-------|--------|-------|-------|-------|-------|--------|


| PITCHER                               | IP  | WLS | BF | H | R | ER | SO | BB | IBB | HBP | BLK | WP | HR | S  | P  | ERA  | WHIP  |
|---------------------------------------|-----|-----|----|---|---|----|----|----|-----|-----|-----|----|----|----|----|------|-------|
| Fergie Jenkins, R<br>ERA: 3.77 (1, 1) | 7.0 | W   | 28 | 7 | 3 | 3  | 4  | 1  | 0   | 0   | 0   | 0  | 0  | 35 | 39 | 3.86 | 1.143 |
| Cal Koonce, R<br>ERA: 3.75 (8, 1)     | 0.2 |     | 4  | 0 | 0 | 0  | 0  | 2  | 0   | 0   | 0   | 0  | 0  | 2  | 10 | 0.00 | 3.000 |
| Bob Hendley, L<br>ERA: 3.81 (8, 1)    | 1.1 | S   | 5  | 0 | 0 | 0  | 3  | 1  | 0   | 0   | 0   | 0  | 0  | 10 | 14 | 0.00 | 0.750 |

**BOTTOM**

**Chicago Cubs @ San Francisco Giants**  
Candlestick Park, San Francisco, CA

Sun Sep 11 1966, 6:33 AM EDT  
Unknown

|            |           |
|------------|-----------|
| <b>AB</b>  | <b>33</b> |
| <b>R</b>   | <b>3</b>  |
| <b>H</b>   | <b>7</b>  |
| <b>RBI</b> | <b>3</b>  |
| <b>BB</b>  | <b>4</b>  |
| <b>SO</b>  | <b>7</b>  |
| <b>LOB</b> | <b>13</b> |



| PITCHER | IP | WLS | BF | H | R | ER | SO | BB | IBB | HBP | BLK | WP | HR | S | P | ERA | WHIP |
|---------|----|-----|----|---|---|----|----|----|-----|-----|-----|----|----|---|---|-----|------|
|---------|----|-----|----|---|---|----|----|----|-----|-----|-----|----|----|---|---|-----|------|

| Batter  | 1  | 2   | 3   | 4   | 5   | 6   | 7   | 8   | 9   | AB R H RBI BB SO LOB                                       | TOP                                     |
|---|--|---|---|---|---|---|---|---|---|--|---|
| <b>Don Kessinger, S</b> (1, 6)<br><small>OBP: 0.292, SLG: 0.294</small><br><b>Lee Thomas, L</b> (9, PH)<br><small>OBP: 0.279, SLG: 0.314</small>  | 0-0<br><b>F6</b><br>   |   |   | 0-0<br><b>F9</b><br>                                |   | 0-0<br><b>G3</b><br>                                |   |   | 0-0<br><b>1B</b>                                    | 3 0 0 0 0 0 1<br>1 0 1 0 0 0 0                             |   |
| <b>Glenn Beckert, R</b> (1, 4)<br><small>OBP: 0.327, SLG: 0.358</small>   | 0-0<br><b>F9</b><br>   |   |   | 0-0<br><b>5-3</b><br>                               |   |   | 0-0<br><b>F8</b><br>                                |   | 0-0<br><b>F6</b><br>                                | 4 0 0 0 0 0 1  |   |
| <b>Billy Williams, L</b> (1, 9)<br><small>OBP: 0.354, SLG: 0.488</small>  | 0-0<br><b>G3</b><br>   |   |   | 0-0<br><b>F2</b><br>                                |   |   | 0-0<br><b>6-3</b><br>                               |   | 0-0<br><b>G3</b><br>                                | 4 0 0 0 0 0 1  |   |
| <b>Ron Santo, R</b> (1, 5)<br><small>OBP: 0.413, SLG: 0.546</small>   |  |   | 0-0<br><b>F8</b><br>                                |   | 0-0<br><b>F8</b><br>                                |   | 0-0<br><b>F7</b><br>                                |   |   | 3 0 0 0 0 0 0  |   |
| <b>14 Ernie Banks, R</b> (1, 3)<br><small>OBP: 0.315, SLG: 0.441</small><br><b>Joey Amalfitano, R</b> (8, PR)<br><small>OBP: 0.243, SLG: 0.194</small><br><b>John Boccabella, R</b> (8, 3)<br><small>OBP: 0.264, SLG: 0.361</small> |  | 0-3<br><b>K</b><br>                                 |   | 0-0<br><b>5-3</b><br>                               |   |   | 0-0<br><b>1B</b>                                    |   |   | 3 0 1 0 0 1 0<br>0 0 0 0 0 0 0<br>0 0 0 0 0 0 0            |   |
| <b>George Altman, L</b> (1, 7)<br><small>OBP: 0.271, SLG: 0.349</small>   |  | 0-3<br><b>K</b><br>                                 |   | 0-3<br><b>K</b><br>                                 |   |   | 0-0<br><b>F5</b><br>                                |   |   | 3 0 0 0 0 2 1  |   |
| <b>Randy Hundley, R</b> (1, 2)<br><small>OBP: 0.298, SLG: 0.429</small>   |  |   | 0-3<br><b>K</b><br>                                 |   |   | 0-0<br><b>2B</b>                                    |   | 0-3<br><b>K</b><br>                                 |   | 3 0 1 0 0 2 1  |   |
| <b>Adolfo Phillips, R</b> (1, 8)<br><small>OBP: 0.345, SLG: 0.459</small>   |  |   | 0-3<br><b>K</b><br>                                 |   |   | 0-0<br><b>5-3</b><br>                               |   | 0-0<br><b>4-3</b><br>                               |   | 3 0 0 0 0 1 2  |   |
| <b>Curt Simmons, L</b> (1, 1)<br><small>OBP: 0.214, SLG: 0.160</small><br><b>Marty Keough, L</b> (9, PH)<br><small>OBP: 0.292, SLG: 0.195</small>   |  |   | 0-0<br><b>6-3</b><br>                               |   |   | 0-3<br><b>K</b><br>                                 |   | 0-3<br><b>K</b><br>                                 |   | 2 0 0 0 0 1 1<br>1 0 0 0 0 1 0                             |   |
| <b>Inning Stats</b>   | R: 0 H: 0<br>E: 0 LOB: 0<br>K: 0 BB: 0<br>S: 3 P: 3  | R: 0 H: 0<br>E: 0 LOB: 0<br>K: 2 BB: 0<br>S: 7 P: 7 | R: 0 H: 0<br>E: 0 LOB: 0<br>K: 2 BB: 0<br>S: 7 P: 7 | R: 0 H: 0<br>E: 0 LOB: 0<br>K: 0 BB: 0<br>S: 3 P: 3 | R: 0 H: 0<br>E: 0 LOB: 0<br>K: 1 BB: 0<br>S: 5 P: 5 | R: 0 H: 1<br>E: 0 LOB: 1<br>K: 1 BB: 0<br>S: 6 P: 6 | R: 0 H: 0<br>E: 0 LOB: 0<br>K: 0 BB: 0<br>S: 3 P: 3 | R: 0 H: 1<br>E: 0 LOB: 1<br>K: 1 BB: 0<br>S: 6 P: 6 | R: 0 H: 1<br>E: 0 LOB: 1<br>K: 1 BB: 0<br>S: 6 P: 6 | 1B: 2 SF: 0<br>2B: 1 SAC: 0<br>3B: 0 DP: 0<br>HR: 0 HBP: 0 | WP: 0 PA: 30<br>PB: 0<br>SB: 0<br>CS: 0 |
| <b>PITCHER</b><br><b>Bobby Bolin, R</b> (1, 1)<br><small>ERA: 3.07</small>  | IP WLS BF H R ER SO BB IBB HBP BLK WP HR S P ERA WHIP<br>9.0 W 30 3 0 0 8 0 0 0 0 0 0 0 46 46 0.00 0.333 |   |   |   |   |   |   |   |   |  |   |

**Chicago Cubs @ San Francisco Giants**  
 Candlestick Park, San Francisco, CA  
 Sun Sep 11 1966, 6:38 AM EDT  
 Att: 34,039 - Unknown

|            |    |
|------------|----|
| <b>AB</b>  | 30 |
| <b>R</b>   | 0  |
| <b>H</b>   | 3  |
| <b>RBI</b> | 0  |
| <b>BB</b>  | 0  |
| <b>SO</b>  | 8  |
| <b>LOB</b> | 8  |



|           |    |
|-----------|----|
| <b>WP</b> | 0  |
| <b>PA</b> | 30 |
| <b>PB</b> | 0  |
| <b>SB</b> | 0  |
| <b>CS</b> | 0  |

| Batter  | 1                            | 2                                | 3                            | 4                               | 5                            | 6                               | 7                            | 8                               | 9                            | AB                              | R                            | H                               | RBI                          | BB                              | SO                           | LOB                             |
|---|------------------------------|----------------------------------|------------------------------|---------------------------------|------------------------------|---------------------------------|------------------------------|---------------------------------|------------------------------|---------------------------------|------------------------------|---------------------------------|------------------------------|---------------------------------|------------------------------|---------------------------------|
| Tito Fuentes, S<br>OBP: 0.269, SLG: 0.338<br>(1, 6)   | 0-3<br>K                     |                                  | 0-0<br>F9                    |                                 | 0-0<br>5-3                   |                                 |                              | 0-0<br>4-3                      |                              | 4                               | 0                            | 0                               | 0                            | 0                               | 1                            | 0                               |
| Frank Johnson, R<br>OBP: 0.357, SLG: 0.250<br>(1, 9)<br>(8, 7)  | 0-3<br>K                     |                                  |                              | 0-0<br>F7                       |                              | 0-0<br>4-3                      |                              | 0-0<br>F9                       |                              | 4                               | 0                            | 0                               | 0                            | 0                               | 1                            | 0                               |
| Willie Mays, R<br>OBP: 0.373, SLG: 0.571<br>(1, 8)  | 4-0<br>BB                    |                                  |                              | 0-0<br>2B                       |                              | 0-0<br>5-3                      |                              |                                 |                              | 2                               | 1                            | 1                               | 0                            | 1                               | 0                            | 0                               |
| Jim Ray Hart, R<br>OBP: 0.335, SLG: 0.501<br>(1, 5)   | 0-0<br>4-3                   |                                  |                              | 0-0<br>2B                       |                              | 0-0<br>1-3                      |                              |                                 |                              | 3                               | 0                            | 1                               | 1                            | 0                               | 0                            | 1                               |
| Jesus Alou, R<br>OBP: 0.275, SLG: 0.315<br>Ollie Brown, R<br>OBP: 0.293, SLG: 0.301<br>(1, 7)<br>(8, 9) |                              | 0-0<br>4-3                       |                              | 0-0<br>F9                       |                              |                                 | 0-0<br>1-3                   |                                 |                              | 3                               | 0                            | 0                               | 0                            | 0                               | 0                            | 1                               |
| Jack Hiatt, R<br>OBP: 0.364, SLG: 0.400<br>(1, 3)   |                              | 0-0<br>5-3                       |                              | 4-0<br>BB                       |                              | 0-0<br>F4                       |                              |                                 |                              | 2                               | 0                            | 0                               | 0                            | 1                               | 0                            | 0                               |
| Hal Lanier, R<br>OBP: 0.262, SLG: 0.298<br>(1, 4)   |                              | 0-0<br>F3                        |                              | 0-0<br>5-3                      |                              |                                 | 0-0<br>F8                    |                                 |                              | 3                               | 0                            | 0                               | 0                            | 0                               | 0                            | 2                               |
| Bob Barton, R<br>OBP: 0.215, SLG: 0.203<br>(1, 2)   |                              |                                  | 0-0<br>5-3                   |                                 | 0-0<br>4-3                   |                                 |                              | 0-0<br>F9                       |                              | 3                               | 0                            | 0                               | 0                            | 0                               | 0                            | 0                               |
| Bobby Bolin, R<br>OBP: 0.229, SLG: 0.281<br>(1, 1)  |                              |                                  | 0-3<br>K                     |                                 | 0-0<br>F8                    |                                 |                              | 0-0<br>HR                       |                              | 3                               | 1                            | 1                               | 1                            | 0                               | 1                            | 0                               |
| Inning Stats  | R: 0<br>E: 0<br>K: 2<br>S: 7 | H: 0<br>LOB: 1<br>BB: 1<br>P: 11 | R: 0<br>E: 0<br>K: 0<br>S: 3 | H: 0<br>LOB: 0<br>BB: 0<br>P: 3 | R: 0<br>E: 0<br>K: 1<br>S: 5 | H: 0<br>LOB: 0<br>BB: 0<br>P: 5 | R: 1<br>E: 0<br>K: 0<br>S: 5 | H: 2<br>LOB: 2<br>BB: 1<br>P: 9 | R: 0<br>E: 0<br>K: 0<br>S: 3 | H: 0<br>LOB: 0<br>BB: 0<br>P: 3 | R: 0<br>E: 0<br>K: 0<br>S: 3 | H: 0<br>LOB: 0<br>BB: 0<br>P: 3 | R: 0<br>E: 0<br>K: 0<br>S: 3 | H: 0<br>LOB: 0<br>BB: 0<br>P: 3 | R: 1<br>E: 0<br>K: 0<br>S: 4 | H: 1<br>LOB: 0<br>BB: 0<br>P: 4 |

BOTTOM

Chicago Cubs @ San Francisco Giants  
Candlestick Park, San Francisco, CA

livebaseballscorecards.com

|     |    |
|-----|----|
| AB  | 27 |
| R   | 2  |
| H   | 3  |
| RBI | 2  |
| BB  | 2  |
| SO  | 3  |
| LOB | 4  |



|       |        |
|-------|--------|
| WP: 0 | PA: 29 |
| PB: 0 |        |
| SB: 0 |        |
| CS: 0 |        |

Sun Sep 11 1966, 6:38 AM EDT  
Att. 34,039 - Unknown

| PITCHER                                | IP  | WLS | BF | H | R | ER | SO | BB | IBB | HBP | BLK | WP | HR | S  | P  | ERA  | WHIP  |
|--|-----|-----|----|---|---|----|----|----|-----|-----|-----|----|----|----|----|------|-------|
| Curt Simmons, L<br>ERA: 4.05<br>(1, 1) | 8.0 | L   | 29 | 3 | 2 | 2  | 3  | 2  | 0   | 0   | 0   | 0  | 1  | 33 | 41 | 2.25 | 0.625 |

| Batter   | 1  | 2                               | 3                            | 4                               | 5                            | 6                               | 7                            | 8                               | 9                            | AB R H RBI BB SO LOB            | TOP                          |                                 |                              |                                 |                              |                                 |                              |                                 |                                  |                                    |                                  |  |
|--|--|---------------------------------|------------------------------|---------------------------------|------------------------------|---------------------------------|------------------------------|---------------------------------|------------------------------|---------------------------------|------------------------------|---------------------------------|------------------------------|---------------------------------|------------------------------|---------------------------------|------------------------------|---------------------------------|----------------------------------|------------------------------------|----------------------------------|--|
| John Briggs, L (1, 8)<br>OBP: 0.389, SLG: 0.513        | 0-0 F9   |                                 | 0-0 F6                       |                                 | 0-3 K                        |                                 | 0-0 4-3                      |                                 |                              | 4 0 0 0 0 1 1                   |                              |                                 |                              |                                 |                              |                                 |                              |                                 |                                  |                                    |                                  |  |
| Tony Gonzalez, L (1, 7)<br>OBP: 0.334, SLG: 0.410      | 0-0 G3   |                                 | 0-0 E7                       |                                 |                              | 0-0 F7                          |                              | 0-0 4-3                         |                              | 4 0 0 0 0 0 1                   |                              |                                 |                              |                                 |                              |                                 |                              |                                 |                                  |                                    |                                  |  |
| Johnny Callison, L (1, 9)<br>OBP: 0.340, SLG: 0.425    | 0-3 K  |                                 | 0-0 F8                       |                                 |                              | 0-0 F6                          |                              | 0-0 3-1                         |                              | 4 0 0 0 0 1 2                   |                              |                                 |                              |                                 |                              |                                 |                              |                                 |                                  |                                    |                                  |  |
| Dick Allen, R (1, 5)<br>OBP: 0.394, SLG: 0.649         |  | 0-0 1B                          |                              | 0-0 1B                          |                              | 0-0 1B                          |                              | 0-0 F9                          |                              | 4 1 3 0 0 0 0                   |                              |                                 |                              |                                 |                              |                                 |                              |                                 |                                  |                                    |                                  |  |
| Bill White, L (1, 3)<br>OBP: 0.354, SLG: 0.461         |  | 0-0 F3                          |                              | 0-0 1B                          |                              | 0-0 1B                          |                              | 0-0 HR                          |                              | 4 1 3 1 0 0 1                   |                              |                                 |                              |                                 |                              |                                 |                              |                                 |                                  |                                    |                                  |  |
| Clay Dalrymple, L (1, 2)<br>OBP: 0.375, SLG: 0.352     |  | 0-3 K                           |                              | 0-0 1B                          |                              | 0-0 1B                          |                              | 0-3 K                           |                              | 3 0 0 0 1 2 2                   |                              |                                 |                              |                                 |                              |                                 |                              |                                 |                                  |                                    |                                  |  |
| Dick Groat, R (1, 6)<br>OBP: 0.314, SLG: 0.326         |  | 0-0 4-3                         |                              | 0-0 4-3                         |                              | 0-0 1-3                         |                              | 0-0 F3                          |                              | 4 0 0 0 0 0 4                   |                              |                                 |                              |                                 |                              |                                 |                              |                                 |                                  |                                    |                                  |  |
| Cookie Rojas, R (1, 4)<br>OBP: 0.312, SLG: 0.335       |  |                                 | 0-0 1B                       |                                 | 0-0 F4                       |                                 | 0-0 F6                       |                                 | 0-0 6-3                      | 4 0 1 0 0 0 0                   |                              |                                 |                              |                                 |                              |                                 |                              |                                 |                                  |                                    |                                  |  |
| Larry Jackson, R (1, 1)<br>OBP: 0.167, SLG: 0.198      |  |                                 | 0-3 K                        |                                 | 0-0 5-3                      |                                 | 0-0 1-3                      |                                 |                              | 2 0 0 0 0 1 1                   |                              |                                 |                              |                                 |                              |                                 |                              |                                 |                                  |                                    |                                  |  |
| Joe Verbanic, R (6, 1)                                 |  |                                 |                              |                                 |                              |                                 |                              |                                 |                              | 0 0 0 0 0 0 0                   |                              |                                 |                              |                                 |                              |                                 |                              |                                 |                                  |                                    |                                  |  |
| Darold Knowles, L (6, 1)                               |  |                                 |                              |                                 |                              |                                 |                              |                                 |                              | 0 0 0 0 0 0 0                   |                              |                                 |                              |                                 |                              |                                 |                              |                                 |                                  |                                    |                                  |  |
| Doug Clemens, L (7, PH)                                |  |                                 |                              |                                 |                              |                                 |                              |                                 |                              | 1 0 0 0 0 0 0                   |                              |                                 |                              |                                 |                              |                                 |                              |                                 |                                  |                                    |                                  |  |
| Ray Culp, R (7, 1)                                     |  |                                 |                              |                                 |                              |                                 |                              |                                 |                              | 0 0 0 0 0 0 0                   |                              |                                 |                              |                                 |                              |                                 |                              |                                 |                                  |                                    |                                  |  |
| <b>Inning Stats</b>                                    | R: 0<br>E: 0<br>K: 1<br>S: 5   | H: 0<br>LOB: 0<br>BB: 0<br>P: 5 | R: 0<br>E: 0<br>K: 1<br>S: 6 | H: 1<br>LOB: 1<br>BB: 0<br>P: 6 | R: 0<br>E: 1<br>K: 1<br>S: 7 | H: 1<br>LOB: 2<br>BB: 0<br>P: 7 | R: 1<br>E: 0<br>K: 0<br>S: 4 | H: 2<br>LOB: 0<br>BB: 0<br>P: 4 | R: 0<br>E: 0<br>K: 1<br>S: 5 | H: 0<br>LOB: 0<br>BB: 0<br>P: 5 | R: 0<br>E: 0<br>K: 0<br>S: 5 | H: 2<br>LOB: 3<br>BB: 1<br>P: 9 | R: 0<br>E: 0<br>K: 0<br>S: 3 | H: 0<br>LOB: 0<br>BB: 0<br>P: 3 | R: 0<br>E: 0<br>K: 0<br>S: 3 | H: 0<br>LOB: 0<br>BB: 0<br>P: 3 | R: 1<br>E: 0<br>K: 1<br>S: 6 | H: 1<br>LOB: 0<br>BB: 0<br>P: 6 | 1B: 6<br>2B: 0<br>3B: 0<br>HR: 1 | SF: 0<br>SAC: 0<br>DP: 1<br>HBP: 0 | WP: 0<br>PB: 0<br>SB: 0<br>CS: 0 | PA: 35   |
| <b>PITCHER</b><br>Juan Marichal, R (1, 1)<br>ERA: 2.06 | IP: 9.0<br>WLS: W<br>BF: 35<br>H: 7<br>R: 2<br>ER: 2<br>SO: 5<br>BB: 1<br>IBB: 0<br>HBP: 0<br>BLK: 0<br>WP: 0<br>HR: 1<br>S: 44<br>P: 48<br>ERA: 2.00<br>WHIP: 0.889 |                                 |                              |                                 |                              |                                 |                              |                                 |                              |                                 |                              |                                 |                              |                                 |                              |                                 |                              |                                 |                                  |                                    | <b>PITCHER</b>                   | IP: 9.0<br>WLS: W<br>BF: 35<br>H: 7<br>R: 2<br>ER: 2<br>SO: 5<br>BB: 1<br>IBB: 0<br>HBP: 0<br>BLK: 0<br>WP: 0<br>HR: 1<br>S: 44<br>P: 48<br>ERA: 2.00<br>WHIP: 0.889 |

Philadelphia Phillies @ San Francisco Giants  
 Candlestick Park, San Francisco, CA  
 Tue Sep 13 1966, 10:05 PM EDT  
 Att: 11,930 - Unknown

livebaseballscorecards.com

|     |    |
|-----|----|
| AB  | 34 |
| R   | 2  |
| H   | 7  |
| RBI | 1  |
| BB  | 1  |
| SO  | 5  |
| LOB | 12 |



| Batter  | 1                  | 2                              | 3             | 4            | 5                | 6                       | 7                       | 8             | 9 | AB | R | H | RBI | BB | SO | LOB |
|---|--------------------|--------------------------------|---------------|--------------|------------------|-------------------------|-------------------------|---------------|---|----|---|---|-----|----|----|-----|
| Tito Fuentes, S<br>OBP: 0.272, SLG: 0.342 (1, 6)            | 0-0 SH3 1B<br>1B   | 0-0 F6<br>2                    |               | 0-0 5-3<br>2 |                  | 0-0 2B<br>1-3 2-H 3-H   | 4-0 BB<br>1-2 2-3 3-H   |               |   | 4  | 0 | 2 | 3   | 1  | 0  | 2   |
| Frank Johnson, R<br>OBP: 0.316, SLG: 0.235 (1, 9)<br>(8, 7) | 0-0 SH3 1B<br>1-2  | 0-0 FC5<br>2-3f                |               | 0-0 F8<br>3  |                  | 0-0 K<br>2              | 0-0 F5<br>3             |               |   | 5  | 0 | 1 | 0   | 0  | 1  | 7   |
| Willie Mays, R<br>OBP: 0.374, SLG: 0.571 (1, 8)             | 0-0 SH3<br>1-2 2-3 |                                | 0-0 G3 1B 2B  |              | 0-0 F4<br>1      | 4-0 IBB                 |                         | 0-0 E3<br>HR  |   | 3  | 2 | 1 | 0   | 1  | 0  | 0   |
| Willie McCovey, L<br>OBP: 0.385, SLG: 0.561 (1, 3)          | 4-0 G6-4-3 IBB     |                                | 0-0 G3<br>2-3 |              | 0-0 1B<br>G6-3   | 0-0 1-3<br>3            |                         | 0-0 HR<br>1-H |   | 4  | 1 | 2 | 2   | 1  | 0  | 4   |
| Jim Ray Hart, R<br>OBP: 0.333, SLG: 0.498 (1, 5)            | 0-0 G6-4-3<br>1-2f |                                | 0-0 1B<br>3-H |              | 0-0 G6-3<br>1-2f |                         | 0-3 K<br>1              | 0-3 K<br>1    |   | 5  | 0 | 1 | 1   | 0  | 2  | 4   |
| Jesus Alou, R<br>OBP: 0.284, SLG: 0.325 (1, 7)              |                    | 0-0 1B<br>1B                   | 0-0 1B<br>1-3 |              |                  | 4-0 1B 2B<br>E BB       | 0-0 BB 2B               | 0-0 1B        |   | 3  | 3 | 3 | 0   | 1  | 0  | 0   |
| Ollie Brown, R<br>OBP: 0.295, SLG: 0.303 (8, 9)             |                    |                                |               |              |                  |                         |                         |               |   | 1  | 0 | 1 | 0   | 0  | 0  | 0   |
| Tom Haller, L<br>OBP: 0.318, SLG: 0.451 (1, 2)              |                    | 0-0 1B<br>1-2 FC6-2<br>1B      | 0-0 F6<br>2   |              |                  | 0-0 F8<br>1             | 4-0 BB BB<br>IBB        | 0-0 F8<br>2   |   | 4  | 0 | 1 | 0   | 1  | 0  | 4   |
| Jim Davenport, R<br>OBP: 0.295, SLG: 0.368 (1, 4)           |                    | 0-0 FC5 FC6-2<br>1-3 2-H<br>1B | 0-0 1-3<br>3  |              |                  | 0-0 E4<br>1-2 1B<br>2B  | 0-0 F7<br>2             | 0-0 F3<br>3   |   | 5  | 1 | 1 | 1   | 0  | 0  | 6   |
| Juan Marichal, R<br>OBP: 0.250, SLG: 0.283 (1, 1)           |                    | 0-0 FC6-2<br>1-2 3-H<br>1B     |               | 0-0 5-3<br>1 |                  | 0-0 2B<br>1-2 2-3<br>1B | 4-0 BB<br>1-2 2-3<br>BB |               |   | 3  | 0 | 1 | 0   | 1  | 0  | 2   |

| Inning Stats | R: 0 | H: 2 | E: 0 | K: 0 | S: 4 | P: 8 | R: 1 | H: 3 | E: 0 | K: 0 | S: 6 | P: 6 | R: 1 | H: 3 | E: 0 | K: 0 | S: 6 | R: 0 | H: 0 | E: 0 | K: 0 | S: 3 | P: 3 | R: 0 | H: 1 | E: 0 | K: 0 | S: 3 | P: 3 | R: 2 | H: 2 | E: 1 | K: 1 | S: 8 | R: 1 | H: 1 | E: 0 | K: 1 | S: 6 | R: 2 | H: 2 | E: 1 | K: 1 | S: 8 | 1B: 10 | 2B: 3 | 3B: 0 | HR: 1 | SF: 0 | SAC: 1 | DP: 2 | HBP: 0 | WP: 0 | PB: 0 | SB: 0 | CS: 0 | PA: 44 |
|--------------|------|------|------|------|------|------|------|------|------|------|------|------|------|------|------|------|------|------|------|------|------|------|------|------|------|------|------|------|------|------|------|------|------|------|------|------|------|------|------|------|------|------|------|------|--------|-------|-------|-------|-------|--------|-------|--------|-------|-------|-------|-------|--------|
|--------------|------|------|------|------|------|------|------|------|------|------|------|------|------|------|------|------|------|------|------|------|------|------|------|------|------|------|------|------|------|------|------|------|------|------|------|------|------|------|------|------|------|------|------|------|--------|-------|-------|-------|-------|--------|-------|--------|-------|-------|-------|-------|--------|

| PITCHER                               | IP  | WLS | BF | H  | R | ER | SO | BB | IBB | HBP | BLK | WP | HR | S  | P  | ERA  | WHIP  |
|---------------------------------------|-----|-----|----|----|---|----|----|----|-----|-----|-----|----|----|----|----|------|-------|
| Larry Jackson, R<br>ERA: 3.47 (1, 1)  | 5.1 | L   | 28 | 11 | 4 | 3  | 0  | 1  | 1   | 0   | 0   | 0  | 0  | 26 | 34 | 5.06 | 2.250 |
| Joe Verbanic, R<br>ERA: 3.55 (6, 1)   | 0.1 |     | 1  | 0  | 0 | 0  | 1  | 0  | 0   | 0   | 0   | 0  | 0  | 3  | 3  | 0.00 | 0.000 |
| Darold Knowles, L<br>ERA: 2.98 (6, 1) | 0.1 |     | 2  | 0  | 0 | 0  | 0  | 0  | 1   | 0   | 0   | 0  | 0  | 1  | 5  | 0.00 | 0.000 |
| Ray Culp, R<br>ERA: 5.47 (7, 1)       | 2.0 |     | 13 | 3  | 3 | 2  | 2  | 2  | 1   | 0   | 0   | 0  | 1  | 14 | 26 | 9.00 | 2.500 |

BOTTOM

Philadelphia Phillies @ San Francisco Giants  
Candlestick Park, San Francisco, CA  
Tue Sep 13 1966, 10:05 PM EDT  
Att. 11,930 - Unknown

livebaseballscorecards.com

|     |    |
|-----|----|
| AB  | 37 |
| R   | 7  |
| H   | 14 |
| RBI | 7  |
| BB  | 6  |
| SO  | 3  |
| LOB | 29 |



| Batter  | 1   | 2   | 3   | 4   | 5   | 6   | 7   | 8   | 9   | AB R H RBI BB SO LOB   | TOP  |
|---|---|---|---|---|---|---|---|---|---|--|--|
| John Briggs, L (1, 8)<br>OBP: 0.383, SLG: 0.504     | 0-0<br>F9   |   | 0-0<br>4-3  |   |   | 0-3<br>K  |   | 0-0<br>F9   |   | 4 0 0 0 0 1 0  |  |
| Tony Gonzalez, L (1, 7)<br>OBP: 0.333, SLG: 0.409   | 0-3<br>K  |   |   | 0-0<br>E6<br>4-3<br>1B  |   | 0-0<br>5-3  |   | 0-3<br>K  |   | 4 0 1 0 0 2 0  |  |
| Johnny Callison, L (1, 9)<br>OBP: 0.341, SLG: 0.429 | 4-0<br>CS<br>BB   |   |   | 0-3<br>K  |   | 0-3<br>K  |   |   | 0-0<br>SF8<br>3B  | 3 1 1 0 1 2 1  |  |
| Dick Allen, R (1, 5)<br>OBP: 0.393, SLG: 0.654      | 0-0<br>CS<br>1-2  | 0-0<br>HR   |   | 0-0<br>4-3<br>2-3   |   | 0-0<br>5-3  |   |   | 0-0<br>SF8<br>3-H   | 3 1 1 2 0 0 1  |  |
| Bill White, L (1, 3)<br>OBP: 0.353, SLG: 0.458      |   |   | 0-3<br>K  | H<br>1-0<br>FC6-4<br>HBP  |   | 0-0<br>5-3  |   |   | 0-0<br>E3<br>6-3  | 3 0 0 0 0 1 0  |  |
| Dick Groat, R (1, 6)<br>OBP: 0.313, SLG: 0.325      |   |   | 0-0<br>4-3  | X<br>0-0<br>FC6-4<br>1-2f                                       |   | 0-0<br>1B<br>1B   |   |   | 0-0<br>6-3<br>2-3   | 4 0 1 0 0 0 3  |  |
| Cookie Rojas, R (1, 4)<br>OBP: 0.312, SLG: 0.335    |   |   | 0-0<br>F6   |   | 0-0<br>4-3  |   | 0-0<br>1-2<br>1B  |   | 0-3<br>K  | 4 0 1 0 0 1 1  |  |
| Clay Dalrymple, L (1, 2)<br>OBP: 0.372, SLG: 0.348  |   |   | 0-3<br>K  |   | 0-0<br>3-1  |   | 0-3<br>K  |   |   | 3 0 0 0 0 2 2  |  |
| Jim Bunning, R (1, 1)<br>OBP: 0.198, SLG: 0.196     |   |   | 0-3<br>K  |   | 0-3<br>K  |   |   | 0-3<br>K  |   | 3 0 0 0 0 3 0  |  |
| <b>Inning Stats</b>                                 | R: 0<br>E: 0<br>K: 1<br>S: 4<br>H: 0<br>LOB: 0<br>BB: 1<br>P: 8 | R: 1<br>E: 0<br>K: 1<br>S: 6<br>H: 1<br>LOB: 0<br>BB: 0<br>P: 6 | R: 0<br>E: 0<br>K: 2<br>S: 7<br>H: 0<br>LOB: 0<br>BB: 0<br>P: 7 | R: 0<br>E: 1<br>K: 1<br>S: 6<br>H: 1<br>LOB: 2<br>BB: 0<br>P: 7 | R: 0<br>E: 0<br>K: 1<br>S: 5<br>H: 0<br>LOB: 0<br>BB: 0<br>P: 5 | R: 0<br>E: 0<br>K: 2<br>S: 7<br>H: 0<br>LOB: 0<br>BB: 0<br>P: 7 | R: 0<br>E: 0<br>K: 1<br>S: 7<br>H: 2<br>LOB: 2<br>BB: 0<br>P: 7 | R: 0<br>E: 0<br>K: 2<br>S: 7<br>H: 0<br>LOB: 0<br>BB: 0<br>P: 7 | R: 1<br>E: 1<br>K: 1<br>S: 7<br>H: 1<br>LOB: 1<br>BB: 0<br>P: 7 | 1B: 3<br>2B: 0<br>3B: 1<br>HR: 1<br>SF: 1<br>SAC: 0<br>DP: 0<br>HBP: 1 | WP: 0<br>PB: 0<br>SB: 0<br>CS: 1<br>PA: 35 |
| <b>PITCHER</b>                                      | IP WLS BF H R ER SO BB IBB HBP BLK WP HR S P ERA WHIP           |   |   |   |   |   |   |   |   |  |  |
| Gaylord Perry, R (1, 1)<br>ERA: 3.09                | 8.0 L 29 4 1 1 11 1 0 1 0 0 1 49 54 1.12 0.625                  |   |   |   |   |   |   |   |   |  |  |
| Lindy McDaniel, R (9, 1)<br>ERA: 2.88               | 1.0 5 1 1 1 1 0 0 0 0 0 0 7 7 9.00 1.000                        |   |   |   |   |   |   |   |   |  |  |

Philadelphia Phillies @ San Francisco Giants  
 Candlestick Park, San Francisco, CA  
 Wed Sep 14 1966, 10:05 PM EDT  
 Att. 8,328 - Unknown

livebaseballscorecards.com

|     |    |
|-----|----|
| AB  | 31 |
| R   | 2  |
| H   | 5  |
| RBI | 2  |
| BB  | 1  |
| SO  | 12 |
| LOB | 8  |



| Batter | 1 | 2 | 3 | 4 | 5 | 6 | 7 | 8 | 9 | AB | R | H | RBI | BB | SO | LOB |
|--------|---|---|---|---|---|---|---|---|---|----|---|---|-----|----|----|-----|
|--------|---|---|---|---|---|---|---|---|---|----|---|---|-----|----|----|-----|

|   |                             |           |            |                 |                 |                 |            |                      |            |   |   |   |   |   |   |   |
|---|-----------------------------|-----------|------------|-----------------|-----------------|-----------------|------------|----------------------|------------|---|---|---|---|---|---|---|
| Tito Fuentes, S<br>OBP: 0.272, SLG: 0.341 (1, 6)    | 0-0<br>FC6-4<br>1B          |           | 0-0<br>5-3 |                 |                 | 0-0<br>F2       |            | 0-3<br>K             |            | 4 | 0 | 1 | 0 | 0 | 1 | 1 |
| Frank Johnson, R<br>OBP: 0.318, SLG: 0.250 (1, 9)   | 0-0<br>FC6-4<br>2-3<br>1-2f |           | 0-3<br>K   |                 |                 | 0-0<br>CS<br>1B |            | 0-3<br>K             | 0-3<br>K   | 3 | 0 | 1 | 0 | 0 | 1 | 1 |
| Len Gabrielson, L<br>OBP: 0.267, SLG: 0.289 (9, PH) |                             |           |            |                 |                 |                 |            |                      |            | 1 | 0 | 0 | 0 | 0 | 1 | 0 |
| Willie Mays, R<br>OBP: 0.372, SLG: 0.567 (1, 8)     | 0-0<br>2-3                  |           | 0-0<br>F3  |                 |                 | 0-3<br>K<br>1-2 |            | 0-3<br>K             | 0-3<br>K   | 4 | 0 | 0 | 0 | 0 | 2 | 2 |
| Willie McCovey, L<br>OBP: 0.386, SLG: 0.559 (1, 3)  | 4-0<br>BB                   |           |            | 0-3<br>K        |                 |                 | 0-0<br>4-3 |                      | 0-0<br>1B  | 3 | 0 | 1 | 0 | 1 | 1 | 0 |
| Jim Ray Hart, R<br>OBP: 0.331, SLG: 0.494 (1, 5)    | 0-0<br>F5                   |           |            | 0-0<br>5-3      |                 |                 | 0-0<br>6-3 |                      | 0-0<br>1-3 | 4 | 0 | 0 | 0 | 0 | 0 | 3 |
| Jesus Alou, R<br>OBP: 0.281, SLG: 0.322 (1, 7)      |                             | 0-0<br>F7 |            | 0-0<br>4-3      |                 |                 | 0-0<br>F9  |                      |            | 3 | 0 | 0 | 0 | 0 | 0 | 0 |
| Tom Haller, L<br>OBP: 0.320, SLG: 0.451 (1, 2)      |                             | 4-0<br>BB |            |                 | 0-0<br>CS<br>1B |                 |            | 0-0<br>1-3           |            | 2 | 0 | 1 | 0 | 1 | 0 | 0 |
| Jim Davenport, R<br>OBP: 0.295, SLG: 0.367 (1, 4)   |                             | 0-0<br>F3 |            | 0-3<br>K<br>1-2 |                 |                 |            | 0-0<br>FC3-6<br>1B   |            | 3 | 0 | 1 | 0 | 0 | 1 | 2 |
| Gaylord Perry, R<br>OBP: 0.211, SLG: 0.213 (1, 1)   |                             | 0-3<br>K  |            |                 | 0-0<br>5-3      |                 |            | 0-0<br>FC3-6<br>1-2f |            | 2 | 0 | 0 | 0 | 0 | 1 | 1 |
| Bob Burda, L<br>OBP: 0.200, SLG: 0.263 (8, PH)      |                             |           |            |                 |                 |                 |            |                      |            | 1 | 0 | 0 | 0 | 0 | 0 | 1 |
| Don Mason, L<br>OBP: 0.125, SLG: 0.250 (8, PR)      |                             |           |            |                 |                 |                 |            |                      |            | 0 | 0 | 0 | 0 | 0 | 0 | 0 |
| Lindy McDaniel, R<br>OBP: 0.059, SLG: 0.059 (9, 1)  |                             |           |            |                 |                 |                 |            |                      |            | 0 | 0 | 0 | 0 | 0 | 0 | 0 |

| Inning Stats | R: 0 | H: 1 | E: 1 | K: 0 | S: 4 | LOB: 2 | BB: 1 | P: 8 | R: 0 | H: 0 | E: 0 | K: 1 | S: 5 | LOB: 1 | BB: 1 | P: 9 | R: 0 | H: 0 | E: 0 | K: 1 | S: 5 | LOB: 0 | BB: 0 | P: 5 | R: 0 | H: 1 | E: 0 | K: 1 | S: 5 | LOB: 0 | BB: 0 | P: 5 | R: 0 | H: 1 | E: 0 | K: 1 | S: 5 | LOB: 1 | BB: 0 | P: 5 | R: 0 | H: 0 | E: 0 | K: 0 | S: 3 | LOB: 0 | BB: 0 | P: 3 | R: 0 | H: 1 | E: 0 | K: 1 | S: 6 | LOB: 1 | BB: 0 | P: 6 | R: 0 | H: 1 | E: 0 | K: 2 | S: 8 | LOB: 1 | BB: 0 | P: 8 | 1B: 5 | 2B: 2 | 3B: 0 | HR: 0 | SF: 0 | SAC: 0 | DP: 2 | HBP: 0 | WP: 0 | PB: 0 | SB: 0 | CS: 2 | PA: 32 |
|--------------|------|------|------|------|------|--------|-------|------|------|------|------|------|------|--------|-------|------|------|------|------|------|------|--------|-------|------|------|------|------|------|------|--------|-------|------|------|------|------|------|------|--------|-------|------|------|------|------|------|------|--------|-------|------|------|------|------|------|------|--------|-------|------|------|------|------|------|------|--------|-------|------|-------|-------|-------|-------|-------|--------|-------|--------|-------|-------|-------|-------|--------|
|--------------|------|------|------|------|------|--------|-------|------|------|------|------|------|------|--------|-------|------|------|------|------|------|------|--------|-------|------|------|------|------|------|------|--------|-------|------|------|------|------|------|------|--------|-------|------|------|------|------|------|------|--------|-------|------|------|------|------|------|------|--------|-------|------|------|------|------|------|------|--------|-------|------|-------|-------|-------|-------|-------|--------|-------|--------|-------|-------|-------|-------|--------|

| PITCHER                            | IP  | WLS | BF | H | R | ER | SO | BB | IBB | HBP | BLK | WP | HR | S  | P  | ERA  | WHIP  |
|------------------------------------|-----|-----|----|---|---|----|----|----|-----|-----|-----|----|----|----|----|------|-------|
| Jim Bunning, R<br>ERA: 2.18 (1, 1) | 9.0 | W   | 32 | 5 | 0 | 0  | 8  | 2  | 0   | 0   | 0   | 0  | 0  | 46 | 54 | 0.00 | 0.778 |

**BOTTOM**

Philadelphia Phillies @ San Francisco Giants  
Candlestick Park, San Francisco, CA  
Wed Sep 14 1966, 10:05 PM EDT  
Att. 8,328 - Unknown

[livebaseballscorecards.com](http://livebaseballscorecards.com)

|     |    |
|-----|----|
| AB  | 30 |
| R   | 0  |
| H   | 5  |
| RBI | 0  |
| BB  | 2  |
| SO  | 8  |
| LOB | 11 |







| Batter  | 1               | 2                     | 3         | 4                             | 5               | 6          | 7                     | 8         | 9 |
|---|-----------------|-----------------------|-----------|-------------------------------|-----------------|------------|-----------------------|-----------|---|
| Tito Fuentes, S<br>OBP: 0.273, SLG: 0.354 (1, 6)  | 0-0<br>HR       | 0-0<br>G1-6-3<br>1-2f |           | 0-0<br>F4                     | 0-0<br>HR       |            | 0-0<br>F8             |           |   |
| Ken Henderson, S<br>OBP: 0.400, SLG: 0.462 (1, 9)<br>(9, 8)   | 0-0<br>3B       | 0-0<br>F7             |           | 4-0<br>BB                     | 0-0<br>4-3      |            | 0-0<br>FC4-6<br>1-2f  |           |   |
| Willie Mays, R<br>OBP: 0.374, SLG: 0.572 (1, 8)<br>Ollie Brown, R<br>OBP: 0.294, SLG: 0.302 (8, PH)<br>(9, 9) | 0-0<br>1B<br>3B |                       | 0-0<br>HR | 0-0<br>E4<br>1-3<br>3-H<br>1B |                 | 0-0<br>6-3 |                       | 0-0<br>F8 |   |
| Willie McCovey, L<br>OBP: 0.388, SLG: 0.559 (1, 3)  | 0-0<br>BB<br>1B |                       | 0-0<br>F7 | 4-0<br>FC6-4<br>IBB           |                 | 0-0<br>4-3 |                       | 0-0<br>1B |   |
| Jim Ray Hart, R<br>OBP: 0.331, SLG: 0.499 (1, 5)<br>Jim Davenport, R<br>OBP: 0.287, SLG: 0.368 (6, 5)         | 0-0<br>F8       |                       | 0-0<br>HR | 0-0<br>FC6-4                  |                 | 0-0<br>1B  |                       | 0-0<br>F9 |   |
| Jesus Alou, R<br>OBP: 0.277, SLG: 0.317 (1, 7)  | 0-3<br>K        |                       | 0-0<br>F3 |                               | 0-0<br>G3       | 0-0<br>F8  |                       | 0-0<br>F7 |   |
| Tom Haller, L<br>OBP: 0.321, SLG: 0.449 (1, 2)  | 4-0<br>BB       |                       | 0-0<br>F8 |                               | 0-0<br>F7       |            | 4-0<br>WP<br>1B<br>BB |           |   |
| Hal Lanier, R<br>OBP: 0.264, SLG: 0.302 (1, 4)  | 0-0<br>F7       |                       |           | 0-0<br>WP<br>E<br>2B          | 0-0<br>E<br>1B  |            | 0-0<br>F7             |           |   |
| Bobby Bolin, R<br>OBP: 0.243, SLG: 0.294 (1, 1)   |                 | 0-0<br>G1-6-3<br>1B   |           | 0-0<br>5-3                    | 0-0<br>E4<br>HR |            | 0-0<br>FC4-6<br>1B    |           |   |

| Inning Stats | R: 3 | H: 4 | E: 0 | LOB: 2 | K: 1 | S: 9 | P: 13 | R: 0 | H: 1 | E: 0 | LOB: 0 | K: 0 | S: 3 | R: 2 | H: 2 | E: 0 | LOB: 0 | K: 0 | S: 5 | R: 1 | H: 2 | E: 1 | LOB: 3 | K: 0 | S: 5 | R: 3 | H: 2 | E: 1 | LOB: 0 | K: 0 | S: 6 | R: 0 | H: 1 | E: 0 | LOB: 1 | K: 0 | S: 4 | R: 1 | H: 1 | E: 0 | LOB: 1 | K: 0 | S: 4 | R: 0 | H: 1 | E: 0 | LOB: 1 | K: 0 | S: 4 |
|--------------|------|------|------|--------|------|------|-------|------|------|------|--------|------|------|------|------|------|--------|------|------|------|------|------|--------|------|------|------|------|------|--------|------|------|------|------|------|--------|------|------|------|------|------|--------|------|------|------|------|------|--------|------|------|
|--------------|------|------|------|--------|------|------|-------|------|------|------|--------|------|------|------|------|------|--------|------|------|------|------|------|--------|------|------|------|------|------|--------|------|------|------|------|------|--------|------|------|------|------|------|--------|------|------|------|------|------|--------|------|------|

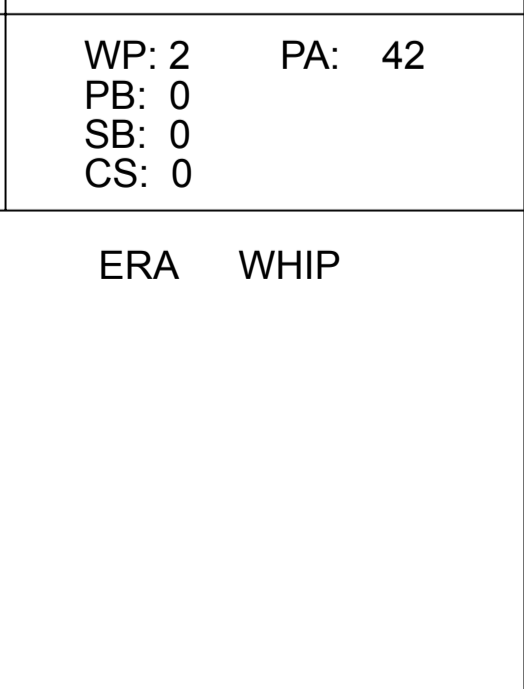
| PITCHER                            | IP  | WLS | BF | H | R | ER | SO | BB | IBB | HBP | BLK | WP | HR | S  | P  | ERA   | WHIP  |
|------------------------------------|-----|-----|----|---|---|----|----|----|-----|-----|-----|----|----|----|----|-------|-------|
| Bob Shaw, R<br>ERA: 4.63 (1, 1)    | 3.0 | L   | 16 | 7 | 5 | 5  | 1  | 1  | 0   | 0   | 0   | 0  | 2  | 17 | 21 | 15.00 | 2.667 |
| Dick Selma, R<br>ERA: 4.54 (4, 1)  | 2.0 |     | 13 | 4 | 4 | 1  | 0  | 1  | 1   | 0   | 0   | 1  | 1  | 11 | 19 | 4.50  | 2.500 |
| Rob Gardner, L<br>ERA: 4.92 (6, 1) | 3.0 |     | 13 | 3 | 1 | 1  | 0  | 1  | 0   | 0   | 0   | 1  | 0  | 12 | 16 | 3.00  | 1.333 |

| AB | R | H | RBI | BB | SO | LOB |
|----|---|---|-----|----|----|-----|
| 5  | 2 | 2 | 3   | 0  | 0  | 3   |
| 4  | 1 | 1 | 0   | 1  | 0  | 1   |
| 4  | 2 | 3 | 2   | 0  | 0  | 0   |
| 1  | 0 | 0 | 0   | 0  | 0  | 0   |
| 4  | 0 | 2 | 1   | 1  | 0  | 1   |
| 3  | 1 | 1 | 2   | 0  | 0  | 4   |
| 2  | 0 | 1 | 0   | 0  | 0  | 1   |
| 5  | 0 | 0 | 0   | 0  | 1  | 3   |
| 2  | 1 | 0 | 0   | 2  | 0  | 0   |
| 4  | 2 | 2 | 0   | 0  | 0  | 3   |
| 4  | 1 | 2 | 1   | 0  | 0  | 1   |

| WP | HR | S | P  | ERA | WHIP |
|----|----|---|----|-----|------|
| 2  | 0  | 0 | 42 |     |      |

**New York Mets @ San Francisco Giants**  
 Candlestick Park, San Francisco, CA  
 Thu Sep 15 1966, 6:33 AM EDT  
 Att. 6,072 - Unknown

|     |    |
|-----|----|
| AB  | 38 |
| R   | 10 |
| H   | 14 |
| RBI | 9  |
| BB  | 4  |
| SO  | 1  |
| LOB | 17 |



| Batter  | 1                            | 2                               | 3                            | 4                               | 5                            | 6                               | 7                             | 8                                | 9                            | AB R H RBI BB SO LOB            | TOP                          |                                 |                              |                                 |                              |                                 |                              |                                  |                                  |                                    |                                  |        |  |  |  |
|---|------------------------------|---------------------------------|------------------------------|---------------------------------|------------------------------|---------------------------------|-------------------------------|----------------------------------|------------------------------|---------------------------------|------------------------------|---------------------------------|------------------------------|---------------------------------|------------------------------|---------------------------------|------------------------------|----------------------------------|----------------------------------|------------------------------------|----------------------------------|--------|--|--|--|
| <b>Bud Harrelson, S</b><br>OBP: 0.281, SLG: 0.314<br>(1, 6) X         | 0-0<br>SF8<br>3B             |                                 | 0-3<br>K                     |                                 | 0-0<br>F4                    |                                 | 4-0<br>S<br>BB                |                                  | 0-0<br>S<br>3B               | 4 2 2 1 1 1 1                   |                              |                                 |                              |                                 |                              |                                 |                              |                                  |                                  |                                    |                                  |        |  |  |  |
| <b>Eddie Bressoud, R</b><br>OBP: 0.313, SLG: 0.376<br>(1, 4) B B B    | 4-0<br>SF8<br>BB             |                                 | 0-0<br>F9                    |                                 | 0-0<br>G6-4-3<br>1B          |                                 | 0-0<br>F8                     |                                  | 0-0<br>F7                    | 4 0 1 0 1 0 3                   |                              |                                 |                              |                                 |                              |                                 |                              |                                  |                                  |                                    |                                  |        |  |  |  |
| <b>Ken Boyer, R</b><br>OBP: 0.308, SLG: 0.418<br>(1, 5) X             | 0-0<br>SF8<br>1-2<br>3-H     |                                 |                              | 0-0<br>1B<br>2B                 | 0-0<br>G6-4-3<br>1-2f        |                                 |                               | 0-0<br>F9                        |                              | 3 1 1 1 0 0 2                   |                              |                                 |                              |                                 |                              |                                 |                              |                                  |                                  |                                    |                                  |        |  |  |  |
| <b>Cleon Jones, R</b><br>OBP: 0.316, SLG: 0.376<br>(1, 8) X           | 0-0<br>5-3                   |                                 |                              | 0-3<br>K                        |                              | 0-3<br>K                        |                               | 0-0<br>1-3                       |                              | 4 0 0 0 0 2 2                   |                              |                                 |                              |                                 |                              |                                 |                              |                                  |                                  |                                    |                                  |        |  |  |  |
| <b>Jim Hickman, R</b><br>OBP: 0.304, SLG: 0.370<br>(1, 9) X<br>(9, 3) | 0-0<br>F2                    |                                 |                              | 0-0<br>1B<br>2-H                |                              | 0-0<br>6-3                      |                               | 0-0<br>6-3                       |                              | 4 0 1 1 0 0 1                   |                              |                                 |                              |                                 |                              |                                 |                              |                                  |                                  |                                    |                                  |        |  |  |  |
| <b>Ron Swoboda, R</b><br>OBP: 0.298, SLG: 0.347<br>(1, 7)             |                              | 0-3<br>K                        |                              | 0-3<br>K                        |                              | 1-0<br>HBP                      |                               | 4-0<br>S<br>1B<br>BB             |                              | 2 0 0 0 0 2 1                   |                              |                                 |                              |                                 |                              |                                 |                              |                                  |                                  |                                    |                                  |        |  |  |  |
| <b>Chuck Hiller, L</b><br>OBP: 0.363, SLG: 0.394<br>(9, PH)           |                              |                                 |                              |                                 |                              |                                 |                               |                                  |                              | 0 0 0 0 1 0 0                   |                              |                                 |                              |                                 |                              |                                 |                              |                                  |                                  |                                    |                                  |        |  |  |  |
| <b>Shaun Fitzmaurice, R</b><br>(9, PR)<br>(9, 7)                      |                              |                                 |                              |                                 |                              |                                 |                               |                                  |                              | 0 1 0 0 0 0 0                   |                              |                                 |                              |                                 |                              |                                 |                              |                                  |                                  |                                    |                                  |        |  |  |  |
| <b>Greg Goossen, R</b><br>OBP: 0.222, SLG: 0.333<br>(1, 2)            |                              | 0-0<br>F6                       |                              | 0-0<br>1B                       |                              | 0-3<br>K                        |                               | 0-3<br>K                         |                              | 3 0 1 0 0 1 1                   |                              |                                 |                              |                                 |                              |                                 |                              |                                  |                                  |                                    |                                  |        |  |  |  |
| <b>Al Luplow, L</b><br>OBP: 0.335, SLG: 0.345<br>(9, PH)              |                              |                                 |                              |                                 |                              |                                 |                               |                                  |                              | 0 0 0 0 0 0 0                   |                              |                                 |                              |                                 |                              |                                 |                              |                                  |                                  |                                    |                                  |        |  |  |  |
| <b>Ron Hunt, R</b><br>OBP: 0.351, SLG: 0.349<br>(9, PH)               |                              |                                 |                              |                                 |                              |                                 |                               |                                  |                              | 1 0 0 0 0 1 1                   |                              |                                 |                              |                                 |                              |                                 |                              |                                  |                                  |                                    |                                  |        |  |  |  |
| <b>Rob Gardner, R</b><br>OBP: 0.171, SLG: 0.195<br>(9, 1)             |                              |                                 |                              |                                 |                              |                                 |                               |                                  |                              | 0 0 0 0 0 0 0                   |                              |                                 |                              |                                 |                              |                                 |                              |                                  |                                  |                                    |                                  |        |  |  |  |
| <b>Jack Hamilton, R</b><br>OBP: 0.158, SLG: 0.135<br>(9, 1)           |                              |                                 |                              |                                 |                              |                                 |                               |                                  |                              | 0 0 0 0 0 0 0                   |                              |                                 |                              |                                 |                              |                                 |                              |                                  |                                  |                                    |                                  |        |  |  |  |
| <b>Ed Kranepool, L</b><br>OBP: 0.310, SLG: 0.393<br>(1, 3)            |                              | 0-0<br>F5                       |                              | 0-0<br>4-3                      |                              |                                 | 0-0<br>4-3                    |                                  | 0-3<br>K                     | 3 0 0 0 0 0 2                   |                              |                                 |                              |                                 |                              |                                 |                              |                                  |                                  |                                    |                                  |        |  |  |  |
| <b>Danny Napoleon, R</b><br>(9, PH)                                   |                              |                                 |                              |                                 |                              |                                 |                               |                                  |                              | 1 0 0 0 0 1 1                   |                              |                                 |                              |                                 |                              |                                 |                              |                                  |                                  |                                    |                                  |        |  |  |  |
| <b>Jerry Grote, R</b><br>OBP: 0.327, SLG: 0.317<br>(9, 2)             |                              |                                 |                              |                                 |                              |                                 |                               |                                  | 1-2<br>K                     | 0 0 0 0 0 0 0                   |                              |                                 |                              |                                 |                              |                                 |                              |                                  |                                  |                                    |                                  |        |  |  |  |
| <b>Jack Fisher, R</b><br>OBP: 0.191, SLG: 0.131<br>(1, 1)             |                              |                                 | 0-3<br>K                     |                                 | 4-0<br>1B<br>BB              |                                 | 0-3<br>K                      |                                  | 0-0<br>3B<br>1B              | 2 0 0 0 0 1 2 0                 |                              |                                 |                              |                                 |                              |                                 |                              |                                  |                                  |                                    |                                  |        |  |  |  |
| <b>Larry Miller, L</b><br>OBP: 1.000, SLG: 1.000<br>(8, 1)            |                              |                                 |                              |                                 |                              |                                 |                               |                                  |                              | 0 0 0 0 0 0 0                   |                              |                                 |                              |                                 |                              |                                 |                              |                                  |                                  |                                    |                                  |        |  |  |  |
| <b>Darrell Sutherland, R</b><br>OBP: 0.697, SLG: 0.697<br>(8, 1)      |                              |                                 |                              |                                 |                              |                                 |                               |                                  |                              | 0 0 0 0 0 0 0                   |                              |                                 |                              |                                 |                              |                                 |                              |                                  |                                  |                                    |                                  |        |  |  |  |
| <b>Hawk Taylor, R</b><br>OBP: 0.215, SLG: 0.311<br>(9, PH)            |                              |                                 |                              |                                 |                              |                                 |                               |                                  |                              | 1 0 1 1 0 0 0                   |                              |                                 |                              |                                 |                              |                                 |                              |                                  |                                  |                                    |                                  |        |  |  |  |
| <b>Johnny Lewis, L</b><br>OBP: 0.283, SLG: 0.351<br>(9, PR)<br>(9, 9) |                              |                                 |                              |                                 |                              |                                 |                               |                                  |                              | 0 1 0 0 0 0 0                   |                              |                                 |                              |                                 |                              |                                 |                              |                                  |                                  |                                    |                                  |        |  |  |  |
| <b>Inning Stats</b>   | R: 1<br>E: 0<br>K: 0<br>S: 4 | H: 1<br>LOB: 1<br>BB: 1<br>P: 8 | R: 0<br>E: 0<br>K: 1<br>S: 5 | H: 0<br>LOB: 0<br>BB: 0<br>P: 5 | R: 0<br>E: 0<br>K: 2<br>S: 7 | H: 0<br>LOB: 0<br>BB: 0<br>P: 7 | R: 1<br>E: 0<br>K: 2<br>S: 10 | H: 3<br>LOB: 2<br>BB: 0<br>P: 10 | R: 0<br>E: 0<br>K: 0<br>S: 3 | H: 1<br>LOB: 1<br>BB: 1<br>P: 7 | R: 0<br>E: 0<br>K: 2<br>S: 7 | H: 0<br>LOB: 1<br>BB: 0<br>P: 8 | R: 0<br>E: 0<br>K: 1<br>S: 5 | H: 0<br>LOB: 1<br>BB: 1<br>P: 9 | R: 0<br>E: 0<br>K: 0<br>S: 3 | H: 0<br>LOB: 0<br>BB: 0<br>P: 3 | R: 3<br>E: 0<br>K: 2<br>S: 9 | H: 2<br>LOB: 2<br>BB: 1<br>P: 13 | 1B: 4<br>2B: 1<br>3B: 2<br>HR: 0 | SF: 1<br>SAC: 0<br>DP: 1<br>HBP: 1 | WP: 0<br>PB: 0<br>SB: 3<br>CS: 0 | PA: 38 |  |  |  |
| <b>PITCHER</b>  | IP                           | WLS                             | BF                           | H                               | R                            | ER                              | SO                            | BB                               | IBB                          | HBP                             | BLK                          | WP                              | HR                           | S                               | P                            | ERA                             | WHIP                         |                                  |                                  |                                    |                                  |        |  |  |  |
| <b>Ray Sadecki, L</b><br>ERA: 4.7<br>(1, 1)                           | 4.1                          |                                 | 20                           | 5                               | 2                            | 2                               | 5                             | 2                                | 0                            | 0                               | 0                            | 0                               | 0                            | 28                              | 36                           | 4.15                            | 1.615                        |                                  |                                  |                                    |                                  |        |  |  |  |
| <b>Bob Priddy, R</b><br>ERA: 3.93<br>(5, 1)                           | 3.2                          |                                 | 13                           | 0                               | 1                            | 1                               | 3                             | 2                                | 0                            | 1                               | 0                            | 0                               | 0                            | 16                              | 25                           | 2.46                            | 0.545                        |                                  |                                  |                                    |                                  |        |  |  |  |
| <b>Billy Hoelt, L</b><br>ERA: 4.7<br>(9, 1)                           | 0.2                          | L                               | 4                            | 2                               | 1                            | 1                               | 2                             | 0                                | 0                            | 0                               | 0                            | 0                               | 0                            | 8                               | 8                            | 13.50                           | 3.000                        |                                  |                                  |                                    |                                  |        |  |  |  |
| <b>Lindy McDaniel, R</b><br>ERA: 2.87<br>(9, 1)                       | 0.1                          |                                 | 1                            | 0                               | 1                            | 1                               | 0                             | 0                                | 0                            | 0                               | 0                            | 0                               | 0                            | 1                               | 1                            | 27.00                           | 0.000                        |                                  |                                  |                                    |                                  |        |  |  |  |

**New York Mets @ San Francisco Giants**  
Candlestick Park, San Francisco, CA  
Fri Sep 16 1966, 10:05 PM EDT  
Att: 17,273 - Unknown

livebaseballscorecards.com

|            |    |
|------------|----|
| <b>AB</b>  | 32 |
| <b>R</b>   | 5  |
| <b>H</b>   | 7  |
| <b>RBI</b> | 4  |
| <b>BB</b>  | 4  |
| <b>SO</b>  | 10 |
| <b>LOB</b> | 15 |





TOP

New York Mets @ San Francisco Giants  
 Candlestick Park, San Francisco, CA

Sat Sep 17 1966, 6:33 AM EDT  
 Att. 19,024 - Unknown

livebaseballscores.com

|     |    |
|-----|----|
| AB  | 39 |
| R   | 4  |
| H   | 11 |
| RBI | 4  |
| BB  | 1  |
| SO  | 11 |
| LOB | 14 |



| AB | R | H | RBI | BB | SO | LOB |
|----|---|---|-----|----|----|-----|
| 5  | 1 | 2 | 0   | 0  | 1  | 1   |
| 4  | 0 | 1 | 0   | 0  | 0  | 1   |
| 5  | 1 | 1 | 1   | 0  | 2  | 4   |
| 4  | 2 | 2 | 3   | 1  | 1  | 0   |
| 5  | 0 | 4 | 0   | 0  | 0  | 2   |
| 4  | 0 | 0 | 0   | 0  | 0  | 4   |
| 4  | 0 | 0 | 0   | 0  | 2  | 2   |
| 2  | 0 | 0 | 0   | 0  | 0  | 0   |
| 2  | 0 | 0 | 0   | 0  | 2  | 0   |
| 2  | 0 | 1 | 0   | 0  | 1  | 0   |
| 1  | 0 | 0 | 0   | 0  | 1  | 0   |
| 0  | 0 | 0 | 0   | 0  | 0  | 0   |
| 1  | 0 | 0 | 0   | 0  | 1  | 0   |

| Batter   | 1          | 2         | 3         | 4                    | 5          | 6                     | 7          | 8                      | 9          | 10                   |
|--|------------|-----------|-----------|----------------------|------------|-----------------------|------------|------------------------|------------|----------------------|
| Bud Harrelson, S (1, 6)<br>OBP: 0.290, SLG: 0.321      | 0-0<br>4-3 |           | 0-0<br>F6 |                      | 0-3<br>K   |                       |            | 0-0<br>E S<br>HR<br>1B |            | 0-0<br>SH1-4<br>1B   |
| Chuck Hiller, L (1, 4)<br>OBP: 0.361, SLG: 0.392       | 0-0<br>F6  |           | 0-0<br>1B |                      |            | 0-0<br>G3             |            | 0-0<br>F6              |            | 0-0<br>SH1-4         |
| Ken Boyer, R (1, 5)<br>OBP: 0.307, SLG: 0.422          | 0-0<br>F7  |           | 0-3<br>K  |                      |            | 0-0<br>HR             |            | 0-0<br>F9              |            | 0-3<br>K             |
| Al Luplow, L (1, 9)<br>OBP: 0.339, SLG: 0.367          |            | 0-3<br>K  |           | 0-0<br>F2            |            | 0-0<br>HR             |            | 0-0<br>HR              |            | 4-0<br>FC6-4<br>IBB  |
| Ed Kranepool, L (1, 3)<br>OBP: 0.315, SLG: 0.398       |            | 0-0<br>1B |           | 0-0<br>FC6-4<br>1B   |            | 0-0<br>G4-6-3<br>1B   |            | 0-0<br>1B              |            | 0-0<br>FC6-4<br>1-2f |
| Cleon Jones, R (1, 8)<br>OBP: 0.314, SLG: 0.372        |            | 0-0<br>F9 |           | 0-0<br>FC6-4<br>1-2f |            | 0-0<br>G4-6-3<br>1-2f |            | 0-0<br>F8              |            |                      |
| Johnny Lewis, L (1, 7)<br>OBP: 0.277, SLG: 0.342       |            | 0-3<br>K  |           | 0-3<br>K<br>1-2      |            |                       | 0-0<br>4-3 |                        | 0-0<br>4-3 |                      |
| Hawk Taylor, R (1, 2)<br>OBP: 0.211, SLG: 0.304        |            |           | 0-0<br>F7 |                      | 0-0<br>5-3 |                       | 0-3<br>K   |                        | 0-3<br>K   |                      |
| John Stephenson, L (7, PH)<br>OBP: 0.253, SLG: 0.243   |            |           |           |                      |            |                       |            |                        |            |                      |
| Dennis Ribant, R (1, 1)<br>OBP: 0.197, SLG: 0.200      |            |           |           |                      |            |                       |            |                        |            |                      |
| Larry Elliot, L (7, PH)<br>OBP: 0.307, SLG: 0.415      |            |           |           |                      |            |                       |            |                        |            |                      |
| Darrell Sutherland, R (7, 1)<br>OBP: 0.667, SLG: 0.667 |            |           |           |                      |            |                       |            |                        |            |                      |
| Larry Miller, L (8, 1)<br>OBP: 0.500, SLG: 0.500       |            |           |           |                      |            |                       |            |                        |            | 0-3<br>K2-3          |

| Inning Stats                         | R: 0 | H: 0 | E: 0 | K: 0 | S: 3 | R: 0 | H: 1 | E: 0 | K: 2 | S: 8 | R: 0 | H: 2 | E: 0 | K: 1 | S: 7 | R: 0 | H: 1  | E: 0 | K: 1 | S: 6 | R: 0 | H: 3 | E: 0 | K: 2 | S: 7 | R: 2 | H: 3 | E: 0 | K: 0 | S: 5 | R: 0 | H: 0 | E: 0 | K: 2 | S: 7 | R: 2 | H: 3 | E: 0 | K: 0 | S: 6 | R: 0 | H: 0 | E: 0 | K: 2 | S: 7 | R: 0 | H: 1 | E: 0 | K: 1 | S: 6 | R: 0 | H: 1 | E: 0 | K: 1 | S: 10 | 1B: 8 | 2B: 0 | 3B: 0 | HR: 3 | SF: 0 | SAC: 1 | DP: 1 | HBP: 0 | WP: 0 | PB: 0 | SB: 2 | CS: 0 | PA: 41 |
|--------------------------------------|------|------|------|------|------|------|------|------|------|------|------|------|------|------|------|------|-------|------|------|------|------|------|------|------|------|------|------|------|------|------|------|------|------|------|------|------|------|------|------|------|------|------|------|------|------|------|------|------|------|------|------|------|------|------|-------|-------|-------|-------|-------|-------|--------|-------|--------|-------|-------|-------|-------|--------|
| PITCHER                              | IP   | WLS  | BF   | H    | R    | ER   | SO   | BB   | IBB  | HBP  | BLK  | WP   | HR   | S    | P    | ERA  | WHIP  |      |      |      |      |      |      |      |      |      |      |      |      |      |      |      |      |      |      |      |      |      |      |      |      |      |      |      |      |      |      |      |      |      |      |      |      |      |       |       |       |       |       |       |        |       |        |       |       |       |       |        |
| Juan Marichal, R (1, 1)<br>ERA: 2.12 | 9.0  |      | 36   | 10   | 4    | 4    | 10   | 0    | 0    | 0    | 0    | 0    | 3    | 56   | 56   | 4.00 | 1.111 |      |      |      |      |      |      |      |      |      |      |      |      |      |      |      |      |      |      |      |      |      |      |      |      |      |      |      |      |      |      |      |      |      |      |      |      |      |       |       |       |       |       |       |        |       |        |       |       |       |       |        |
| Frank Linzy, R (10, 1)<br>ERA: 2.63  | 1.0  | W    | 5    | 1    | 0    | 0    | 1    | 0    | 1    | 0    | 0    | 0    | 0    | 6    | 10   | 0.00 | 1.000 |      |      |      |      |      |      |      |      |      |      |      |      |      |      |      |      |      |      |      |      |      |      |      |      |      |      |      |      |      |      |      |      |      |      |      |      |      |       |       |       |       |       |       |        |       |        |       |       |       |       |        |

BOTTOM

New York Mets @ San Francisco Giants  
Candlestick Park, San Francisco, CA

Sat Sep 17 1966, 6:33 AM EDT  
Att: 19,024 - Unknown

livebaseballscorecards.com

|     |    |
|-----|----|
| AB  | 38 |
| R   | 6  |
| H   | 13 |
| RBI | 6  |
| BB  | 2  |
| SO  | 5  |
| LOB | 13 |



AB R H RBI BB SO LOB

|   |   |   |   |   |   |   |
|---|---|---|---|---|---|---|
| 5 | 0 | 2 | 0 | 0 | 1 | 2 |
| 5 | 0 | 1 | 0 | 0 | 0 | 1 |
| 5 | 1 | 1 | 0 | 0 | 1 | 3 |
| 4 | 3 | 3 | 4 | 1 | 0 | 0 |
| 4 | 0 | 0 | 0 | 0 | 1 | 2 |
| 4 | 1 | 2 | 0 | 0 | 0 | 0 |
| 0 | 0 | 0 | 0 | 0 | 0 | 0 |
| 2 | 0 | 0 | 0 | 1 | 0 | 2 |
| 1 | 0 | 0 | 0 | 0 | 0 | 0 |
| 0 | 0 | 0 | 0 | 0 | 0 | 0 |
| 3 | 0 | 1 | 0 | 0 | 0 | 2 |
| 1 | 0 | 1 | 0 | 0 | 0 | 0 |
| 0 | 0 | 0 | 0 | 0 | 0 | 0 |
| 3 | 0 | 1 | 1 | 0 | 2 | 1 |
| 1 | 1 | 1 | 1 | 0 | 0 | 0 |
| 0 | 0 | 0 | 0 | 0 | 0 | 0 |

|     |   |      |   |
|-----|---|------|---|
| 1B: | 8 | SF:  | 0 |
| 2B: | 1 | SAC: | 0 |
| 3B: | 0 | DP:  | 2 |
| HR: | 4 | HBP: | 0 |

|     |   |     |    |
|-----|---|-----|----|
| WP: | 0 | PA: | 40 |
| PB: | 1 |     |    |
| SB: | 0 |     |    |
| CS: | 0 |     |    |

| Batter   | 1                    | 2                  | 3          | 4                | 5          | 6                     | 7                     | 8          | 9                     | 10 |
|--|----------------------|--------------------|------------|------------------|------------|-----------------------|-----------------------|------------|-----------------------|----|
| Tito Fuentes, S<br>OBP: 0.274, SLG: 0.353 (1, 6)             | 0-0<br>FC4-6<br>1B   |                    | 0-0<br>6-3 | 0-3<br>K         |            |                       | 0-0<br>1B             |            | 0-0<br>F5             |    |
| Ken Henderson, S<br>OBP: 0.375, SLG: 0.429 (1, 9)            | 0-0<br>FC4-6<br>1-2f |                    | 0-0<br>G3  |                  | 0-0<br>4-3 |                       | 0-0<br>G1-6-3<br>1B   |            | 0-0<br>5-3            |    |
| Willie Mays, R<br>OBP: 0.372, SLG: 0.566 (1, 8)              | 0-0<br>FC4-6<br>1-2f |                    | 0-0<br>F8  |                  | 0-3<br>K   |                       | 0-0<br>G1-6-3<br>1-2f |            | 0-0<br>PB<br>HR<br>1B |    |
| Willie McCovey, L<br>OBP: 0.394, SLG: 0.586 (1, 3)           | 4-0<br>1-2<br>BB     |                    |            | 0-0<br>HR        | 0-0<br>HR  |                       |                       | 0-0<br>F5  | 0-0<br>1-H<br>HR      |    |
| Jim Davenport, R<br>OBP: 0.292, SLG: 0.362 (1, 5)<br>(10, 4) | 0-3<br>K             |                    |            | 0-0<br>F9        | 0-0<br>5-3 |                       |                       | 0-0<br>G3  |                       |    |
| Jesus Alou, R<br>OBP: 0.279, SLG: 0.318 (1, 7)               |                      | 0-0<br>FC4-6<br>1B |            | 0-0<br>1B<br>1B  |            | 0-0<br>G3             |                       | 0-0<br>6-3 |                       |    |
| Frank Johnson, R<br>OBP: 0.318, SLG: 0.250 (10, 7)           |                      |                    |            |                  |            |                       |                       |            |                       |    |
| Tom Haller, L<br>OBP: 0.321, SLG: 0.453 (1, 2)               | 0-0<br>FC4-6         |                    |            | 0-0<br>F6        |            | 4-0<br>BB<br>BB<br>BB |                       |            | 0-0<br>F9             |    |
| Jack Hiatt, R<br>OBP: 0.385, SLG: 0.417 (9, PH)              | 1-2f                 |                    |            |                  |            |                       | G4-6-3<br>BB          |            |                       |    |
| Bob Barton, R<br>OBP: 0.215, SLG: 0.203 (10, 2)              |                      |                    |            |                  |            |                       |                       |            |                       |    |
| Hal Lanier, R<br>OBP: 0.262, SLG: 0.300 (1, 4)               | 0-0<br>F8            |                    |            | 0-0<br>1B        |            | 0-0<br>G4-6-3         |                       |            | 0-0<br>2B             |    |
| Cap Peterson, R<br>OBP: 0.285, SLG: 0.317 (9, PH)            |                      |                    |            | 1-3<br>1B        |            | 1-2f                  |                       |            |                       |    |
| Ozzie Virgil, R<br>OBP: 0.242, SLG: 0.302 (10, 5)            |                      |                    |            |                  |            |                       |                       |            |                       |    |
| Juan Marichal, R<br>OBP: 0.252, SLG: 0.284 (1, 1)            |                      | 0-3<br>K           |            |                  |            |                       | 0-3<br>K              |            | 0-0<br>HR             |    |
| Jim Ray Hart, R<br>OBP: 0.332, SLG: 0.505 (9, PH)            |                      |                    |            |                  |            |                       |                       |            |                       |    |
| Frank Linzy, R<br>OBP: 0.158, SLG: 0.263 (10, 1)             |                      |                    |            | 1-3<br>3-H<br>1B |            |                       |                       |            |                       |    |

| Inning Stats | R: 0   | H: 1  | E: 0 | K: 1 | S: 6 | P: 10 | R: 0   | H: 1  | E: 0 | K: 1 | S: 6 | R: 0   | H: 0  | E: 0 | K: 0 | S: 3 | R: 2   | H: 4  | E: 0 | K: 1 | S: 9 | R: 1   | H: 1  | E: 0 | K: 1   | S: 6  | R: 0 | H: 0 | E: 0 | K: 0 | S: 2 | R: 0   | H: 2  | E: 0 | K: 1 | S: 6 | R: 0 | H: 0   | E: 0  | K: 0 | S: 3 | R: 1 | H: 2   | E: 0  | K: 0 | S: 4 | R: 2 | H: 2 | E: 0 | K: 0 | S: 3 |
|--------------|--------|-------|------|------|------|-------|--------|-------|------|------|------|--------|-------|------|------|------|--------|-------|------|------|------|--------|-------|------|--------|-------|------|------|------|------|------|--------|-------|------|------|------|------|--------|-------|------|------|------|--------|-------|------|------|------|------|------|------|------|
|              | LOB: 2 | BB: 1 |      |      |      |       | LOB: 1 | BB: 0 |      |      |      | LOB: 0 | BB: 0 |      |      |      | LOB: 2 | BB: 0 |      |      |      | LOB: 0 | BB: 0 |      | LOB: 0 | BB: 1 |      |      |      |      |      | LOB: 1 | BB: 0 |      |      |      |      | LOB: 0 | BB: 0 |      |      |      | LOB: 0 | BB: 0 |      |      |      |      |      |      |      |

| PITCHER                                  | IP  | WLS | BF | H | R | ER | SO | BB | IBB | HBP | BLK | WP | HR | S  | P  | ERA   | WHIP  |
|--|-----|-----|----|---|---|----|----|----|-----|-----|-----|----|----|----|----|-------|-------|
| Dennis Ribant, R<br>ERA: 2.9 (1, 1)      | 6.0 |     | 26 | 7 | 3 | 3  | 4  | 2  | 0   | 0   | 0   | 0  | 2  | 32 | 40 | 4.50  | 1.500 |
| Darrell Sutherland, R<br>ERA: 4.7 (7, 1) | 1.0 |     | 4  | 2 | 0 | 0  | 1  | 0  | 0   | 0   | 0   | 0  | 0  | 6  | 6  | 0.00  | 2.000 |
| Larry Miller, L<br>ERA: 7.56 (8, 1)      | 2.1 | L   | 10 | 4 | 3 | 3  | 0  | 0  | 0   | 0   | 0   | 0  | 2  | 10 | 10 | 11.57 | 1.714 |

| Batter   | 1   | 2   | 3   | 4   | 5   | 6   | 7   | 8   | 9   | AB R H RBI BB SO LOB                                       | TOP  |
|--|---|---|---|---|---|---|---|---|---|--|--|
| Matty Alou, L (1, 8)<br>OBP: 0.377, SLG: 0.427       | 0-0 F8  | 0-0 F4  |   |   | 0-3 K2-3  |   | 0-0 E6  |   | 0-0 F7  | 5 0 0 0 0 1 1  | <b>Pittsburgh Pirates @ San Francisco Giants</b><br>Candlestick Park, San Francisco, CA<br>Sun Sep 18 1966, 6:33 AM EDT<br>Att: 41,981 - Unknown<br><a href="http://livebaseballscorecards.com">livebaseballscorecards.com</a> |
| Gene Alley, R (1, 6)<br>OBP: 0.339, SLG: 0.429       | 0-3 K   | 0-0   |   |   | 0-0 4-3<br>2B 1B                                    |   | 0-0 FC4<br>1B                                       |   | 0-0 F4  | 5 1 3 0 0 1 0  |  |
| Roberto Clemente, R (1, 9)<br>OBP: 0.366, SLG: 0.533 | 4-0 BB 1B<br>E BB                                     | 0-0 4-3   |   |   | 0-0 4-3<br>1-2                                      |   | 0-0 FC4<br>1-2f                                     |   |   | 3 1 0 0 1 0 4  |  |
| Willie Stargell, L (1, 7)<br>OBP: 0.384, SLG: 0.592  | 0-0 BB<br>1-2 E 1B                                    |   | 0-0 F4  |   | 0-0<br>2-H 2B                                       |   | 0-0 F6  |   |   | 4 1 2 1 0 0 1  |  |
| Donn Clendenon, R (1, 3)<br>OBP: 0.356, SLG: 0.497   | 4-0 E<br>1-2 2-3 BB                                   |   | 0-0 5-3   |   | 0-3 K   |   | 0-0 F4  |   |   | 3 0 0 0 1 1 1  |  |
| Bill Mazaroski, R (1, 4)<br>OBP: 0.299, SLG: 0.406   | 0-0 E3<br>1-3 2-H 3-H                                 |   | 0-0 F8  |   | 0-3 K   |   | 0-0 FC6<br>1B                                       |   |   | 4 0 1 0 0 1 1  |  |
| Bob Bailey, R (1, 5)<br>OBP: 0.366, SLG: 0.444       | 0-0 F9  |   |   | 0-0 6-3   | 0-0 4-3   |   | 0-0 FC6<br>1-2f                                     |   |   | 4 0 0 0 0 0 3  |  |
| Jesse Gonder, L (1, 2)<br>OBP: 0.291, SLG: 0.403     |   | 4-0 1B SH1-4<br>BB                                  |   | 0-0 4-3   | 4-0 BB  |   | 0-0 F8  |   |   | 2 0 0 0 2 0 1  |  |
| Woodie Fryman, R (1, 1)<br>OBP: 0.194, SLG: 0.167    |   | 0-0 SH1-4   |   | 0-3 K   | 0-0 F7  |   |   | 0-0 1-4-3   |   | 3 0 0 0 0 1 1  |  |
| <b>Inning Stats</b>                                  | R: 2 H: 1<br>E: 1 LOB: 2<br>K: 1 BB: 2<br>S: 7 P: 15  | R: 0 H: 1<br>E: 0 LOB: 2<br>K: 0 BB: 1<br>S: 4 P: 8 | R: 0 H: 0<br>E: 0 LOB: 0<br>K: 0 BB: 0<br>S: 3 P: 3 | R: 0 H: 0<br>E: 0 LOB: 0<br>K: 1 BB: 0<br>S: 5 P: 5 | R: 1 H: 2<br>E: 0 LOB: 1<br>K: 2 BB: 0<br>S: 9 P: 9 | R: 0 H: 0<br>E: 0 LOB: 1<br>K: 1 BB: 1<br>S: 5 P: 9 | R: 0 H: 1<br>E: 1 LOB: 1<br>K: 0 BB: 0<br>S: 4 P: 4 | R: 0 H: 1<br>E: 0 LOB: 1<br>K: 0 BB: 0<br>S: 4 P: 4 | R: 0 H: 0<br>E: 0 LOB: 0<br>K: 0 BB: 0<br>S: 3 P: 3 | 1B: 5 SF: 0<br>2B: 1 SAC: 1<br>3B: 0 DP: 0<br>HR: 0 HBP: 0 | WP: 0 PA: 38<br>PB: 0<br>SB: 0<br>CS: 0  |
| <b>PITCHER</b>                                       | IP WLS BF H R ER SO BB IBB HBP BLK WP HR S P ERA WHIP |   |   |   |   |   |   |   |   |  |  |
| Gaylord Perry, R (1, 1)<br>ERA: 3.02                 | 8.0 L 35 6 3 1 5 4 0 0 0 0 0 0 41 57 1.12 1.250       |   |   |   |   |   |   |   |   |  |  |
| Lindy McDaniel, R (9, 1)<br>ERA: 2.84                | 1.0 3 0 0 0 0 0 0 0 0 0 0 0 3 3 0.00 0.000            |   |   |   |   |   |   |   |   |  |  |

|     |    |
|-----|----|
| AB  | 33 |
| R   | 3  |
| H   | 6  |
| RBI | 1  |
| BB  | 4  |
| SO  | 5  |
| LOB | 13 |



| Batter   | 1         | 2          | 3          | 4                   | 5          | 6          | 7          | 8                  | 9          | AB R H RBI BB SO LOB |
|--|-----------|------------|------------|---------------------|------------|------------|------------|--------------------|------------|----------------------|
| Tito Fuentes, S<br>OBP: 0.276, SLG: 0.360 (1, 6)   | 0-0<br>F8 |            |            | 0-0<br>G3-6<br>1B   |            | 0-0<br>F7  |            |                    | 0-0<br>HR  | 4 1 2 1 0 0 0        |
| Willie McCovey, L<br>OBP: 0.391, SLG: 0.581 (1, 3) | 0-3<br>K  |            |            | 0-0<br>G3-6<br>1-2f |            |            | 0-3<br>K   |                    | 0-0<br>F9  | 4 0 0 0 0 2 1        |
| Willie Mays, R<br>OBP: 0.372, SLG: 0.564 (1, 8)    | 0-3<br>K  |            |            | 1-0<br>HBP          |            |            | 0-0<br>6-3 |                    | 0-0<br>F9  | 2 0 0 0 0 1 0        |
| Ken Henderson, S<br>OBP: 0.375, SLG: 0.429 (8, 8)  |           |            |            |                     |            |            |            |                    |            | 0 0 0 0 0 0 0        |
| Frank Johnson, R<br>OBP: 0.304, SLG: 0.238 (9, PH) |           |            |            |                     |            |            |            |                    |            | 1 0 0 0 0 0 0        |
| Jim Ray Hart, R<br>OBP: 0.331, SLG: 0.503 (1, 5)   |           | 0-0<br>G3  |            | 0-3<br>K            |            |            | 0-0<br>F4  |                    | 0-0<br>1B  | 4 0 1 0 0 1 1        |
| Jesus Alou, R<br>OBP: 0.276, SLG: 0.314 (1, 7)     |           | 0-0<br>G3  |            |                     | 0-0<br>6-3 |            |            | 0-0<br>5-3         | 0-0<br>4-3 | 4 0 0 0 0 0 1        |
| Ollie Brown, R<br>OBP: 0.294, SLG: 0.301 (1, 9)    |           | 0-0<br>4-3 |            |                     | 0-0<br>F4  |            |            | 4-0<br>1B<br>BB    |            | 2 0 0 0 1 0 0        |
| Hal Lanier, R<br>OBP: 0.261, SLG: 0.299 (1, 4)     |           |            | 0-0<br>G3  |                     | 0-0<br>6-3 |            |            | 0-0<br>1B<br>FC5-4 |            | 2 0 0 0 0 0 0        |
| Jim Davenport, R<br>OBP: 0.295, SLG: 0.364 (8, PH) |           |            |            |                     |            |            |            | 1-2<br>1B          |            | 1 0 1 0 0 0 0        |
| Bob Barton, R<br>OBP: 0.210, SLG: 0.197 (1, 2)     |           |            | 0-0<br>6-3 |                     |            | 0-0<br>5-3 |            | 0-0<br>F8          |            | 2 0 0 0 0 0 0        |
| Jack Hiatt, R<br>OBP: 0.357, SLG: 0.385 (8, PH)    |           |            |            |                     |            |            |            |                    |            | 1 0 0 0 0 0 2        |
| Tom Haller, L<br>OBP: 0.321, SLG: 0.453 (9, 2)     |           |            |            |                     |            |            |            |                    |            | 0 0 0 0 0 0 0        |
| Gaylord Perry, R<br>OBP: 0.205, SLG: 0.208 (1, 1)  |           |            | 0-0<br>6-3 |                     |            | 0-3<br>K   |            | 0-0<br>FC5-4       |            | 2 0 0 0 0 1 0        |
| Cap Peterson, R<br>OBP: 0.284, SLG: 0.316 (8, PH)  |           |            |            |                     |            |            |            |                    |            | 1 0 0 0 0 0 2        |
| Lindy McDaniel, R<br>OBP: 0.059, SLG: 0.059 (9, 1) |           |            |            |                     |            |            |            |                    |            | 0 0 0 0 0 0 0        |

**BOTTOM**

**Pittsburgh Pirates @ San Francisco Giants**  
**Candlestick Park, San Francisco, CA**  
 Sun Sep 18 1966, 6:33 AM EDT  
 Att. 41,981 - Unknown

|     |    |
|-----|----|
| AB  | 30 |
| R   | 1  |
| H   | 4  |
| RBI | 1  |
| BB  | 1  |
| SO  | 5  |
| LOB | 7  |



| Inning Stats | R: 0  | H: 0  | E: 0  | K: 2   | S: 7  | LOB: 0 | BB: 0 | P: 7   |
|--------------|-------|-------|-------|--------|-------|--------|-------|--------|
|              | R: 0  | H: 0  | E: 0  | K: 0   | S: 3  | LOB: 0 | BB: 0 | P: 3   |
|              | R: 0  | H: 1  | E: 0  | K: 1   | S: 5  | LOB: 1 | BB: 0 | P: 6   |
|              | R: 0  | H: 0  | E: 0  | K: 0   | S: 3  | LOB: 0 | BB: 0 | P: 3   |
|              | R: 0  | H: 0  | E: 0  | K: 1   | S: 5  | LOB: 0 | BB: 0 | P: 5   |
|              | R: 0  | H: 0  | E: 0  | K: 1   | S: 5  | LOB: 0 | BB: 0 | P: 5   |
|              | R: 0  | H: 1  | E: 0  | K: 0   | S: 4  | LOB: 2 | BB: 1 | P: 8   |
|              | R: 1  | H: 2  | E: 0  | K: 0   | S: 5  | LOB: 1 | BB: 0 | P: 5   |
|              | 1B: 3 | SF: 0 | 2B: 0 | SAC: 0 | 3B: 0 | DP: 1  | HR: 1 | HBP: 1 |

| PITCHER                              | IP  | WLS | BF | H | R | ER | SO | BB | IBB | HBP | BLK | WP | HR | S  | P  | ERA  | WHIP  |
|--------------------------------------|-----|-----|----|---|---|----|----|----|-----|-----|-----|----|----|----|----|------|-------|
| Woodie Fryman, L<br>ERA: 3.44 (1, 1) | 9.0 | W   | 32 | 4 | 1 | 1  | 5  | 1  | 0   | 1   | 0   | 0  | 1  | 40 | 45 | 1.00 | 0.556 |

| PITCHER | IP | WLS | BF | H | R | ER | SO | BB | IBB | HBP | BLK | WP | HR | S | P | ERA | WHIP |
|---------|----|-----|----|---|---|----|----|----|-----|-----|-----|----|----|---|---|-----|------|
|         |    |     |    |   |   |    |    |    |     |     |     |    |    |   |   |     |      |

|       |        |
|-------|--------|
| WP: 0 | PA: 32 |
| PB: 0 |        |
| SB: 0 |        |
| CS: 0 |        |

| Batter   | 1   | 2                               | 3                            | 4                               | 5                            | 6                               | 7                                      | 8                               | 9                            | 10                              | 11                                  | AB R H RBI BB SO LOB   | TOP  |                              |                                 |                              |                                 |                              |                                  |                              |   |                                  |                                    |                                  |        |  |  |  |  |  |  |  |  |  |  |  |  |
|--|---|---------------------------------|------------------------------|---------------------------------|------------------------------|---------------------------------|--|---------------------------------|------------------------------|---------------------------------|-------------------------------------|--|--|------------------------------|---------------------------------|------------------------------|---------------------------------|------------------------------|----------------------------------|------------------------------|---|----------------------------------|------------------------------------|----------------------------------|--------|--|--|--|--|--|--|--|--|--|--|--|--|
| Matty Alou, L (1, 8)<br>OBP: 0.376, SLG: 0.424   | 0-0<br>5-3  |                                 |                              | 0-0<br>5-3                      |                              | H<br>1-0<br>HBP                 |  | 0-0<br>F9                       |                              | 0-3<br>K                        | 0-0<br>CS<br>1B                     | 5 0 1 0 0 1 4  | <b>Pittsburgh Pirates @ San Francisco Giants</b><br>Candlestick Park, San Francisco, CA<br>Mon Sep 19 1966, 6:33 AM EDT<br>Att. 12,871 - Unknown |                              |                                 |                              |                                 |                              |                                  |                              |   |                                  |                                    |                                  |        |  |  |  |  |  |  |  |  |  |  |  |  |
| Gene Alley, R (1, 6)<br>OBP: 0.337, SLG: 0.427   | 0-0<br>G6-3<br>1B   |                                 |                              | 0-0<br>E6<br>CS                 |                              | 0-0<br>F4                       |  | 0-0<br>6-3                      |                              | 0-0<br>4-3                      | 0-0<br>CS<br>1-2                    | 5 0 1 0 0 0 5  |  |                              |                                 |                              |                                 |                              |                                  |                              |   |                                  |                                    |                                  |        |  |  |  |  |  |  |  |  |  |  |  |  |
| Roberto Clemente, R (1, 9)<br>OBP: 0.366, SLG: 0.537   | 0-0<br>G6-3<br>1-2f   |                                 |                              | 0-0<br>F4<br>1-2                |                              |                                 | 4-0<br>BB<br>BB<br>BB<br>E<br>G3<br>BB |                                 | 0-0<br>4-3                   |                                 | 0-0<br>HR                           | 4 2 1 1 1 0 2  |  |                              |                                 |                              |                                 |                              |                                  |                              |   |                                  |                                    |                                  |        |  |  |  |  |  |  |  |  |  |  |  |  |
| Willie Stargell, L (1, 7)<br>OBP: 0.384, SLG: 0.592  |   |                                 |                              |                                 | 0-3<br>K                     |                                 | 0-3<br>K                               |                                 | 0-0<br>F9-3<br>1B            |                                 | 0-0<br>1B<br>HR<br>2B               | 5 1 2 0 0 2 1  |  |                              |                                 |                              |                                 |                              |                                  |                              |   |                                  |                                    |                                  |        |  |  |  |  |  |  |  |  |  |  |  |  |
| Donn Clendenon, R (1, 3)<br>OBP: 0.355, SLG: 0.494   |   |                                 |                              |                                 | 0-0<br>E5<br>E<br>S          |                                 | 0-0<br>G3<br>1-2                       |                                 | 0-0<br>F9-3<br>1-2           |                                 | 0-0<br>HR<br>1B                     | 5 1 1 0 0 1 2  |  |                              |                                 |                              |                                 |                              |                                  |                              |   |                                  |                                    |                                  |        |  |  |  |  |  |  |  |  |  |  |  |  |
| Bill Mazerowski, R (1, 4)<br>OBP: 0.302, SLG: 0.407  |   |                                 |                              |                                 | 0-3<br>K<br>1-3              |                                 | 0-0<br>E7<br>2-H<br>1B                 |                                 |                              | 0-0<br>BB<br>1B<br>1B           | 4-0<br>HR<br>IBB                    | 4 1 2 1 1 1 1  |  |                              |                                 |                              |                                 |                              |                                  |                              |   |                                  |                                    |                                  |        |  |  |  |  |  |  |  |  |  |  |  |  |
| Bob Bailey, R (1, 5)<br>OBP: 0.364, SLG: 0.450   |   |                                 |                              |                                 | 0-0<br>6-3                   |                                 | 0-0<br>6-3                             |                                 | 0-0<br>F9                    |                                 | 0-3<br>K<br>1-H<br>2-H<br>3-H<br>HR | 5 1 1 4 0 1 3  |  |                              |                                 |                              |                                 |                              |                                  |                              |   |                                  |                                    |                                  |        |  |  |  |  |  |  |  |  |  |  |  |  |
| Jesse Gonder, L (1, 2)<br>OBP: 0.290, SLG: 0.398<br>George Spriggs, L (10, PR)<br>Jerry May, R (10, 2)<br>OBP: 0.296, SLG: 0.392   |   |                                 |                              |                                 | 0-3<br>K                     |                                 | 0-0<br>F8                              |                                 | 0-3<br>K                     |                                 | 0-0<br>6-3                          | 4 0 1 0 0 2 0<br>0 0 0 0 0 0 0<br>1 0 0 0 0 0 0                  |  |                              |                                 |                              |                                 |                              |                                  |                              |   |                                  |                                    |                                  |        |  |  |  |  |  |  |  |  |  |  |  |  |
| Bob Veale, S (1, 1)<br>OBP: 0.169, SLG: 0.183<br>Jerry Lynch, L (10, PH)<br>OBP: 0.268, SLG: 0.288<br>Don Bosch, S (10, PR)<br>Pete Mikkelsen, R (10, 1)<br>OBP: 0.222, SLG: 0.176 |   |                                 |                              |                                 | 0-0<br>4-3                   |                                 | 0-0<br>G3                              |                                 | 4-0<br>BB<br>BB<br>BB<br>BB  |                                 | 0-3<br>K<br>1-2<br>2-3<br>BB        | 2 0 0 0 1 0 0<br>0 0 0 0 1 0 0<br>0 0 0 0 0 0 0<br>1 0 0 0 0 1 0 |  |                              |                                 |                              |                                 |                              |                                  |                              |   |                                  |                                    |                                  |        |  |  |  |  |  |  |  |  |  |  |  |  |
| <b>Inning Stats</b>  | R: 0<br>E: 0<br>K: 0<br>S: 3  | H: 1<br>LOB: 0<br>BB: 0<br>P: 3 | R: 0<br>E: 0<br>K: 1<br>S: 5 | H: 0<br>LOB: 0<br>BB: 0<br>P: 5 | R: 0<br>E: 0<br>K: 1<br>S: 5 | H: 0<br>LOB: 0<br>BB: 0<br>P: 5 | R: 0<br>E: 1<br>K: 2<br>S: 8           | H: 0<br>LOB: 1<br>BB: 0<br>P: 8 | R: 0<br>E: 0<br>K: 0<br>S: 3 | H: 0<br>LOB: 1<br>BB: 0<br>P: 4 | R: 1<br>E: 1<br>K: 1<br>S: 6        | H: 1<br>LOB: 1<br>BB: 1<br>P: 10                                 |  | R: 0<br>E: 0<br>K: 1<br>S: 5 | H: 0<br>LOB: 1<br>BB: 1<br>P: 9 | R: 0<br>E: 0<br>K: 0<br>S: 3 | H: 1<br>LOB: 0<br>BB: 0<br>P: 3 | R: 0<br>E: 0<br>K: 2<br>S: 9 | H: 2<br>LOB: 3<br>BB: 1<br>P: 13 | R: 5<br>E: 0<br>K: 1<br>S: 9 | H: 5<br>LOB: 0<br>BB: 1<br>P: 13  | 1B: 7<br>2B: 2<br>3B: 0<br>HR: 2 | SF: 0<br>SAC: 0<br>DP: 2<br>HBP: 1 | WP: 0<br>PB: 0<br>SB: 1<br>CS: 2 | PA: 47 |  |  |  |  |  |  |  |  |  |  |  |  |
| <b>PITCHER</b>   | IP<br>WLS<br>BF<br>H<br>R<br>ER<br>SO<br>BB<br>IBB<br>HBP<br>BLK<br>WP<br>HR<br>S<br>P<br>ERA<br>WHIP |                                 |                              |                                 |                              |                                 |  |                                 |                              |                                 |                                     |  |  |                              |                                 |                              |                                 |                              |                                  |                              | IP<br>WLS<br>BF<br>H<br>R<br>ER<br>SO<br>BB<br>IBB<br>HBP<br>BLK<br>WP<br>HR<br>S<br>P<br>ERA<br>WHIP |                                  |                                    |                                  |        |  |  |  |  |  |  |  |  |  |  |  |  |
| Bobby Bolin, R (1, 1)<br>ERA: 3.03   | 8.0   | L                               | 29                           | 2                               | 1                            | 1                               | 6                                      | 2                               | 0                            | 1                               | 0                                   | 0  | 0  | 0                            | 38                              | 47                           | 1.12                            | 0.500                        |                                  |                              |   |                                  |                                    |                                  |        |  |  |  |  |  |  |  |  |  |  |  |  |
| Frank Linzy, R (9, 1)<br>ERA: 3.0  | 3.0   | L                               | 17                           | 8                               | 5                            | 5                               | 3                                      | 1                               | 1                            | 0                               | 0                                   | 0  | 2  | 21                           | 29                              | 15.00                        | 3.000                           |                              |                                  |                              |   |                                  |                                    |                                  |        |  |  |  |  |  |  |  |  |  |  |  |  |

|     |    |
|-----|----|
| AB  | 41 |
| R   | 6  |
| H   | 10 |
| RBI | 6  |
| BB  | 4  |
| SO  | 9  |
| LOB | 18 |



livebaseballscores.com



| Batter   | 1   | 2  | 3   | 4        | 5   | 6   | 7 | 8    | 9        | 10  | 11  | AB R H RBI BB SO LOB                            |
|--|-----|----|-----|----------|-----|-----|---|------|----------|-----|-----|---|
| Tito Fuentes, S<br>OBP: 0.273, SLG: 0.357 (1, 8)             | F9  |    | F9  |          | 6-3 |     |   | K2-3 |          | 5-3 |     | 5 0 0 0 0 1 0                                   |
| Frank Johnson, R<br>OBP: 0.250, SLG: 0.192 (1, 8)<br>(10, 9) | 6-3 |    | 6-3 |          |     | F5  |   | 6-3  |          | K   |     | 5 0 0 0 0 1 0                                   |
| Jim Ray Hart, R<br>OBP: 0.332, SLG: 0.501 (1, 5)             | 5-3 |    |     | FC5-4 BB |     | 6-3 |   |      | FC5-4 1B |     | K   | 4 0 1 0 1 1 0                                   |
| Jack Hiatt, R<br>OBP: 0.389, SLG: 0.438 (1, 3)               |     |    |     |          |     |     |   |      |          |     |     |   |
| Don Mason, L<br>OBP: 0.125, SLG: 0.250 (9, PR)               |     |    |     |          |     |     |   |      |          |     |     |   |
| Willie McCovey, L<br>OBP: 0.391, SLG: 0.580 (10, 3)          |     | 2B |     | FC5-4 BB |     | F8  |   |      | FC5-4 1B |     | 4-3 | 3 0 1 0 1 0 1<br>0 1 0 0 0 0 0<br>1 0 0 0 0 0 0 |
| Jesus Alou, R<br>OBP: 0.272, SLG: 0.310 (1, 7)               |     | B3 |     | K        |     |     |   | 4-3  |          |     | 1-3 | 5 0 0 0 0 1 4                                   |
| Ollie Brown, R<br>OBP: 0.297, SLG: 0.300 (1, 9)              |     |    |     |          |     |     |   |      |          |     |     |   |
| Willie Mays, R<br>OBP: 0.373, SLG: 0.565 (9, PH)             |     |    |     |          |     |     |   |      |          |     |     |   |
| Ken Henderson, S<br>OBP: 0.375, SLG: 0.429 (10, 8)           |     |    |     | FC5-4 BB |     |     |   |      | 1B       |     | 1B  | 1 0 0 0 2 0 2<br>1 0 1 1 0 0 0<br>0 0 0 0 0 0 0 |
| Hal Lanier, R<br>OBP: 0.260, SLG: 0.298 (1, 4)               |     |    |     |          |     |     |   |      |          |     |     |   |
| Jim Davenport, R<br>OBP: 0.296, SLG: 0.365 (7, PH)<br>(8, 4) |     |    |     |          |     |     |   |      |          |     |     |   |
| Bob Barton, R<br>OBP: 0.200, SLG: 0.188 (1, 2)               |     |    |     |          |     |     |   |      |          |     |     |   |
| Bobby Bolin, R<br>OBP: 0.237, SLG: 0.286 (1, 1)              |     |    |     |          |     |     |   |      |          |     |     |   |
| Cap Peterson, R<br>OBP: 0.282, SLG: 0.314 (8, PH)            |     |    |     |          |     |     |   |      |          |     |     |   |
| Frank Linzy, R<br>OBP: 0.150, SLG: 0.250 (9, 1)              |     |    |     |          |     |     |   |      |          |     |     |   |

| BOTTOM                                    |  |
|---|--|
| Pittsburgh Pirates @ San Francisco Giants |  |
| Candlestick Park, San Francisco, CA       |  |
| Mon Sep 19 1966 6:33 AM EDT               |  |
| Att. 12,871 - Unknown                     |  |
| AB 37                                     |  |
| R 1                                       |  |
| H 4                                       |  |
| RBI 1                                     |  |
| BB 4                                      |  |
| SO 6                                      |  |
| LOB 17                                    |  |
| GIANTS                                    |  |
| WP: 0 PA: 41                              |  |
| PB: 0                                     |  |
| SB: 0                                     |  |
| CS: 0                                     |  |

| Inning Stats                           | R: 0 | H: 0    | E: 0  | K: 0 | S: 3 | R: 0  | H: 1  | E: 0  | K: 0   | S: 4   | R: 0   | H: 0  | E: 0  | K: 0  | S: 3  | R: 0      | H: 0        | E: 0 | K: 1 | S: 5 | R: 0 | H: 0 | E: 0 | K: 0 | S: 3 | R: 0 | H: 0 | E: 0 | K: 0 | S: 3 | R: 0 | H: 0 | E: 0 | K: 2 | S: 7 | R: 1 | H: 3 | E: 1 | K: 0 | S: 6 | R: 0 | H: 0 | E: 0 | K: 2 | S: 7 | R: 0 | H: 0 | E: 0 | K: 1 | S: 5 |  |
|--|------|---------|-------|------|------|-------|-------|-------|--------|--------|--------|-------|-------|-------|-------|-----------|-------------|------|------|------|------|------|------|------|------|------|------|------|------|------|------|------|------|------|------|------|------|------|------|------|------|------|------|------|------|------|------|------|------|------|--|
| Bob Veale, L<br>ERA: 3.22 (1, 1)       | 9.0  | WLS: 35 | BF: 4 | H: 1 | R: 1 | ER: 1 | SO: 3 | BB: 4 | IBB: 0 | HBP: 0 | BLK: 0 | WP: 0 | HR: 0 | S: 37 | P: 53 | ERA: 1.00 | WHIP: 0.889 |      |      |      |      |      |      |      |      |      |      |      |      |      |      |      |      |      |      |      |      |      |      |      |      |      |      |      |      |      |      |      |      |      |  |
| Pete Mikkelsen, R<br>ERA: 3.08 (10, 1) | 2.0  | W: 6    | BF: 0 | H: 0 | R: 0 | ER: 0 | SO: 3 | BB: 0 | IBB: 0 | HBP: 0 | BLK: 0 | WP: 0 | HR: 0 | S: 12 | P: 12 | ERA: 0.00 | WHIP: 0.000 |      |      |      |      |      |      |      |      |      |      |      |      |      |      |      |      |      |      |      |      |      |      |      |      |      |      |      |      |      |      |      |      |      |  |

| PITCHER           | IP  | WLS | BF | H | R | ER | SO | BB | IBB | HBP | BLK | WP | HR | S  | P  | ERA  | WHIP  |
|-------------------|-----|-----|----|---|---|----|----|----|-----|-----|-----|----|----|----|----|------|-------|
| Bob Veale, L      | 9.0 | 35  | 4  | 1 | 1 | 1  | 3  | 4  | 0   | 0   | 0   | 0  | 0  | 37 | 53 | 1.00 | 0.889 |
| Pete Mikkelsen, R | 2.0 | 6   | 0  | 0 | 0 | 0  | 3  | 0  | 0   | 0   | 0   | 0  | 0  | 12 | 12 | 0.00 | 0.000 |

| Batter   | 1   | 2                               | 3                            | 4                               | 5                            | 6                               | 7                            | 8                               | 9                            | AB R H RBI BB SO LOB            | TOP   |                                 |                              |                                 |                              |                                 |                                  |                                    |                                  |        |
|--|---|---------------------------------|------------------------------|---------------------------------|------------------------------|---------------------------------|------------------------------|---------------------------------|------------------------------|---------------------------------|---|---------------------------------|------------------------------|---------------------------------|------------------------------|---------------------------------|----------------------------------|------------------------------------|----------------------------------|--------|
| Matty Alou, L (1, 8)<br>OBP: 0.377, SLG: 0.424       | 0-0<br>F4   |                                 | 0-0<br>E5<br>6-3<br>E<br>1B  |                                 | 0-0<br>SH3-4<br>1B<br>1B     |                                 | 0-0<br>5-3                   |                                 | 0-0<br>6-3                   | 5 2 2 0 0 0 0                   | <b>Pittsburgh Pirates @ San Francisco Giants</b><br>Candlestick Park, San Francisco, CA<br>Tue Sep 20 1966, 10:05 PM EDT<br>Att. 30,187 - Unknown<br><a href="http://livebaseballscorecards.com">livebaseballscorecards.com</a> |                                 |                              |                                 |                              |                                 |                                  |                                    |                                  |        |
| Gene Alley, R (1, 6)<br>OBP: 0.337, SLG: 0.425       | 0-0<br>F9   |                                 | 0-0<br>6-3                   |                                 | 0-0<br>SH3-4                 |                                 | 0-0<br>6-3<br>1B<br>1B       |                                 | 0-0<br>4-3                   | 4 1 1 0 0 0 1                   |   |                                 |                              |                                 |                              |                                 |                                  |                                    |                                  |        |
| Roberto Clemente, R (1, 9)<br>OBP: 0.366, SLG: 0.537 | 0-0<br>1B<br>2B                                       |                                 | 0-0<br>E1<br>WP<br>BB<br>3-H |                                 | 0-0<br>CS<br>1B<br>2-H       |                                 | 0-0<br>6-3                   |                                 | 0-0<br>4-3                   | 5 1 2 1 0 0 1                   |   |                                 |                              |                                 |                              |                                 |                                  |                                    |                                  |        |
| Willie Stargell, L (1, 7)<br>OBP: 0.387, SLG: 0.593  | 0-0<br>FC6-4<br>1B<br>2-H                             |                                 | 0-0<br>WP<br>BB<br>1-2       |                                 | 0-3<br>K<br>1-2              |                                 | 0-0<br>FC6-4<br>1B<br>2-H    |                                 |                              | 3 0 2 2 1 1 1                   |   |                                 |                              |                                 |                              |                                 |                                  |                                    |                                  |        |
| Donn Clendenon, R (1, 3)<br>OBP: 0.354, SLG: 0.498   | 0-0<br>FC6-4<br>1-2f                                  |                                 | 0-0<br>6-3                   |                                 | 0-0<br>HR                    |                                 | 0-0<br>FC6-4<br>1-2f         |                                 |                              | 4 1 1 1 0 0 4                   |   |                                 |                              |                                 |                              |                                 |                                  |                                    |                                  |        |
| Bill Mazaroski, R (1, 4)<br>OBP: 0.300, SLG: 0.404   |   | 0-0<br>F8                       |                              | 0-0<br>F9                       |                              | 0-0<br>F3                       |                              | 0-0<br>F8                       |                              | 4 0 0 0 0 0 0                   |   |                                 |                              |                                 |                              |                                 |                                  |                                    |                                  |        |
| Bob Bailey, R (1, 5)<br>OBP: 0.366, SLG: 0.449       |   | 0-0<br>5-3                      |                              | 0-0<br>BB                       |                              | 0-0<br>1B                       |                              | 0-3<br>K                        |                              | 3 0 1 0 1 1 0                   |   |                                 |                              |                                 |                              |                                 |                                  |                                    |                                  |        |
| Jesse Gonder, L (1, 2)<br>OBP: 0.289, SLG: 0.417     |   | 0-0<br>4-3                      |                              | 0-0<br>F5                       |                              | 0-3<br>K                        |                              | 0-0<br>HR                       |                              | 4 1 1 1 0 1 2                   |   |                                 |                              |                                 |                              |                                 |                                  |                                    |                                  |        |
| Vern Law, R (1, 1)<br>OBP: 0.279, SLG: 0.338         |   |                                 | 0-0<br>6-3                   |                                 | 0-0<br>F9                    |                                 | 0-0<br>F3                    |                                 | 0-0<br>F3                    | 4 0 0 0 0 0 2                   |   |                                 |                              |                                 |                              |                                 |                                  |                                    |                                  |        |
| <b>Inning Stats</b>                                  | R: 1<br>E: 0<br>K: 0<br>S: 5                          | H: 2<br>LOB: 1<br>BB: 0<br>P: 5 | R: 0<br>E: 0<br>K: 0<br>S: 3 | H: 0<br>LOB: 0<br>BB: 0<br>P: 3 | R: 1<br>E: 2<br>K: 0<br>S: 5 | H: 1<br>LOB: 2<br>BB: 1<br>P: 9 | R: 0<br>E: 0<br>K: 0<br>S: 3 | H: 0<br>LOB: 1<br>BB: 1<br>P: 7 | R: 1<br>E: 0<br>K: 1<br>S: 6 | H: 2<br>LOB: 1<br>BB: 0<br>P: 6 | R: 1<br>E: 0<br>K: 0<br>S: 5  | H: 2<br>LOB: 1<br>BB: 0<br>P: 5 | R: 1<br>E: 0<br>K: 1<br>S: 6 | H: 1<br>LOB: 0<br>BB: 0<br>P: 6 | R: 0<br>E: 0<br>K: 0<br>S: 3 | H: 0<br>LOB: 0<br>BB: 0<br>P: 3 | 1B: 7<br>2B: 2<br>3B: 0<br>HR: 2 | SF: 0<br>SAC: 1<br>DP: 1<br>HBP: 0 | WP: 1<br>PB: 0<br>SB: 0<br>CS: 1 | PA: 39 |
| <b>PITCHER</b>                                       | IP WLS BF H R ER SO BB IBB HBP BLK WP HR S P ERA WHIP |                                 |                              |                                 |                              |                                 |                              |                                 |                              |                                 |   |                                 |                              |                                 |                              |                                 |                                  |                                    |                                  |        |
| Ron Herbel, R (1, 1)<br>ERA: 4.16                    | 4.1 L 21 5 3 2 0 2 2 0 0 0 1 0 19 27 4.15 1.615       |                                 |                              |                                 |                              |                                 |                              |                                 |                              |                                 |   |                                 |                              |                                 |                              |                                 |                                  |                                    |                                  |        |
| Lindy McDaniel, R (5, 1)<br>ERA: 2.94                | 2.2 11 4 2 2 2 0 0 0 0 0 1 15 15 6.75 1.500           |                                 |                              |                                 |                              |                                 |                              |                                 |                              |                                 |   |                                 |                              |                                 |                              |                                 |                                  |                                    |                                  |        |
| Bob Priddy, R (8, 1)<br>ERA: 3.94                    | 2.0 7 1 1 1 1 0 0 0 0 0 1 9 9 4.50 0.500              |                                 |                              |                                 |                              |                                 |                              |                                 |                              |                                 |   |                                 |                              |                                 |                              |                                 |                                  |                                    |                                  |        |

|     |    |
|-----|----|
| AB  | 36 |
| R   | 6  |
| H   | 10 |
| RBI | 5  |
| BB  | 2  |
| SO  | 3  |
| LOB | 11 |



| Batter   | 1                  | 2                     | 3                | 4                     | 5          | 6 | 7                  | 8                     | 9               | AB | R | H | RBI | BB | SO | LOB |
|--|--------------------|-----------------------|------------------|-----------------------|------------|---|--------------------|-----------------------|-----------------|----|---|---|-----|----|----|-----|
| Tito Fuentes, S (1, 6)<br>OBP: 0.271, SLG: 0.354   | 0-0<br>F6          |                       | 0-3<br>K         |                       | 0-0<br>5-3 |   |                    | 0-0<br>1-3            |                 | 4  | 0 | 0 | 0   | 0  | 1  | 1   |
| Ken Henderson, S (1, 8)<br>OBP: 0.393, SLG: 0.440  | 0-0<br>FC1-4<br>1B |                       | 0-0<br>F9        |                       | 0-3<br>K   |   |                    | 0-0<br>G2-6-3<br>1B   |                 | 4  | 0 | 2 | 0   | 0  | 1  | 1   |
| Willie Mays, R (1, 9)<br>OBP: 0.374, SLG: 0.565    | 0-0<br>FC1-4<br>BB |                       | 0-0<br>1-2<br>1B |                       |            |   | 0-0<br>F7-3<br>1B  |                       |                 | 3  | 0 | 2 | 0   | 0  | 0  | 1   |
| Ollie Brown, R (7, 9)<br>OBP: 0.296, SLG: 0.299    | 1-2f               |                       |                  |                       |            |   |                    | 0-0<br>G2-6-3<br>1-2f |                 | 1  | 0 | 0 | 0   | 0  | 0  | 1   |
| Willie McCovey, L (1, 3)<br>OBP: 0.389, SLG: 0.576 | 4-0<br>1-2<br>BB   |                       | 0-0<br>6-3       |                       |            |   | 0-0<br>F7-3<br>1-2 |                       | 0-0<br>F6       | 3  | 0 | 0 | 0   | 1  | 0  | 3   |
| Jim Ray Hart, R (1, 5)<br>OBP: 0.333, SLG: 0.501   | 0-3<br>K           |                       |                  | 0-0<br>F9<br>1B       |            |   | 0-0<br>1B          |                       | 0-0<br>F7       | 4  | 0 | 2 | 0   | 0  | 1  | 2   |
| Jesus Alou, R (1, 7)<br>OBP: 0.275, SLG: 0.310     |                    | 1-0<br>HBP            |                  | 0-0<br>1-2<br>1B      |            |   | 0-0<br>F8          |                       | 0-0<br>E5<br>1B | 3  | 0 | 1 | 0   | 0  | 0  | 1   |
| Tom Haller, L (1, 2)<br>OBP: 0.321, SLG: 0.451     |                    | 0-0<br>F7             |                  | 0-0<br>2-3<br>F9      |            |   |                    | 0-0<br>3-1            |                 | 4  | 0 | 1 | 0   | 0  | 0  | 3   |
| Hal Lanier, R (1, 4)<br>OBP: 0.258, SLG: 0.296     |                    |                       |                  |                       |            |   |                    | 0-0<br>F6             |                 |    |   |   |     |    |    |     |
| Jack Hiatt, R (9, PH)<br>OBP: 0.368, SLG: 0.412    |                    | 0-0<br>G6-4-3<br>1-2f |                  | 0-0<br>G6-4-3<br>1-2f |            |   |                    | 0-0<br>F7             |                 | 3  | 0 | 0 | 0   | 0  | 0  | 3   |
| Ron Herbel, R (1, 1)<br>OBP: 0.051, SLG: 0.026     |                    |                       | 0-1<br>CI<br>1B  |                       |            |   |                    | 0-0<br>F8             |                 | 1  | 0 | 0 | 0   | 0  | 0  | 0   |
| Lindy McDaniel, R (5, 1)<br>OBP: 0.056, SLG: 0.056 |                    |                       |                  |                       |            |   |                    |                       |                 | 1  | 0 | 0 | 0   | 0  | 0  | 0   |
| Bob Burda, L (7, PH)<br>OBP: 0.190, SLG: 0.250     |                    |                       |                  |                       |            |   |                    |                       |                 | 1  | 0 | 0 | 0   | 0  | 0  | 0   |
| Bob Priddy, R (8, 1)<br>OBP: 0.235, SLG: 0.188     |                    |                       |                  |                       |            |   |                    |                       |                 | 0  | 0 | 0 | 0   | 0  | 0  | 0   |

| Inning Stats | R: 0   | H: 1  | E: 0  | K: 1   | S: 6  | R: 0 | H: 0   | E: 0  | K: 0 | S: 2   | R: 0  | H: 1 | E: 1   | K: 1  | S: 7 | R: 0   | H: 2  | E: 0 | K: 0   | S: 4  | R: 0 | H: 0   | E: 0  | K: 1 | S: 5   | R: 0  | H: 2 | E: 0   | K: 0  | S: 4 | R: 0   | H: 0  | E: 0 | K: 0   | S: 3  | R: 0 | H: 1   | E: 1  | K: 0 | S: 5   | R: 0  | H: 1 | E: 0   | K: 0  | S: 3 | R: 0   | H: 1  | E: 1 | K: 0 | S: 5 |
|--------------|--------|-------|-------|--------|-------|------|--------|-------|------|--------|-------|------|--------|-------|------|--------|-------|------|--------|-------|------|--------|-------|------|--------|-------|------|--------|-------|------|--------|-------|------|--------|-------|------|--------|-------|------|--------|-------|------|--------|-------|------|--------|-------|------|------|------|
|              | LOB: 2 | BB: 1 | P: 10 | LOB: 0 | BB: 0 | P: 3 | LOB: 2 | BB: 0 | P: 7 | LOB: 1 | BB: 0 | P: 4 | LOB: 0 | BB: 0 | P: 5 | LOB: 1 | BB: 0 | P: 4 | LOB: 0 | BB: 0 | P: 3 | LOB: 0 | BB: 0 | P: 3 | LOB: 0 | BB: 0 | P: 3 | LOB: 1 | BB: 0 | P: 3 | LOB: 0 | BB: 0 | P: 3 | LOB: 0 | BB: 0 | P: 3 | LOB: 0 | BB: 0 | P: 5 | LOB: 2 | BB: 0 | P: 5 | LOB: 0 | BB: 0 | P: 3 | LOB: 2 | BB: 0 | P: 5 |      |      |

| PITCHER                        | IP  | WLS | BF | H | R | ER | SO | BB | IBB | HBP | BLK | WP | HR | S  | P  | ERA  | WHIP  |
|--------------------------------|-----|-----|----|---|---|----|----|----|-----|-----|-----|----|----|----|----|------|-------|
| Vern Law, R (1, 1)<br>ERA: 4.0 | 9.0 | W   | 35 | 8 | 0 | 0  | 3  | 1  | 0   | 1   | 0   | 0  | 0  | 39 | 44 | 0.00 | 1.000 |

**BOTTOM**

**Pittsburgh Pirates @ San Francisco Giants**  
**Candlestick Park, San Francisco, CA**  
 Tue Sep 20 1966, 10:05 PM EDT  
 Att. 30,187 - Unknown

[livebaseballscorecards.com](http://livebaseballscorecards.com)

|            |           |
|------------|-----------|
| <b>AB</b>  | <b>32</b> |
| <b>R</b>   | <b>0</b>  |
| <b>H</b>   | <b>8</b>  |
| <b>RBI</b> | <b>0</b>  |
| <b>BB</b>  | <b>1</b>  |
| <b>SO</b>  | <b>3</b>  |
| <b>LOB</b> | <b>18</b> |



|              |               |
|--------------|---------------|
| <b>WP: 0</b> | <b>PA: 35</b> |
| <b>PB: 0</b> |               |
| <b>SB: 0</b> |               |
| <b>CS: 0</b> |               |

| Batter   | 1  | 2                               | 3                            | 4                               | 5                            | 6                               | 7                            | 8                               | 9                                     | AB R H RBI BB SO LOB             | TOP  |                                 |  |                                 |                                  |                                    |                                  |        |
|--|--|---------------------------------|------------------------------|---------------------------------|------------------------------|---------------------------------|------------------------------|---------------------------------|---------------------------------------|----------------------------------|--|---------------------------------|--|---------------------------------|----------------------------------|------------------------------------|----------------------------------|--------|
| Matty Alou, L (1, 8)<br>OBP: 0.376, SLG: 0.423         | 0-0<br>SH1-4<br>1B   |                                 | 0-0<br>5-3                   |                                 |                              | 0-0<br>5-3                      |                              | 0-0<br>6-3                      |                                       | 4 0 1 0 0 0 0                    | <b>Pittsburgh Pirates @ San Francisco Giants</b><br>Candlestick Park, San Francisco, CA<br>Wed Sep 21 1966, 6:33 AM EDT<br>Att: 15,338 - Unknown<br><a href="http://livebaseballscorecards.com">livebaseballscorecards.com</a> |                                 |  |                                 |                                  |                                    |                                  |        |
| Gene Alley, R (1, 6)<br>OBP: 0.339, SLG: 0.429         | 0-0<br>SH1-4<br>1-2  |                                 |                              | 0-0<br>4-3                      |                              |                                 | 0-0<br>HR<br>1B              |                                 | 0-0<br>1B<br>FC3-2<br>2B              | 3 1 2 0 0 0 0                    |  |                                 |  |                                 |                                  |                                    |                                  |        |
| Roberto Clemente, R (1, 9)<br>OBP: 0.365, SLG: 0.535   | 0-3<br>K   |                                 |                              | 0-3<br>K                        |                              |                                 | 0-3<br>K<br>1-2              |                                 | 0-0<br>F9<br>FC3-2<br>1B<br>2-3       | 4 1 1 0 0 3 2                    |  |                                 |  |                                 |                                  |                                    |                                  |        |
| Willie Stargell, L (1, 7)<br>OBP: 0.386, SLG: 0.589    | 0-0<br>4-3   |                                 |                              | 0-0<br>3-1                      |                              |                                 | 4-0<br>HR<br>IBB             |                                 | 0-0<br>FC3-2<br>1B<br>1-2<br>E<br>3-H | 3 2 0 0 1 0 3                    |  |                                 |  |                                 |                                  |                                    |                                  |        |
| Donn Clendenon, R (1, 3)<br>OBP: 0.353, SLG: 0.502     |  | 0-0<br>F9                       |                              |                                 | 0-0<br>3-1                   |                                 | 0-0<br>HR<br>1-H<br>2-H      |                                 | 0-0<br>F9<br>2-3                      | 4 1 1 3 0 0 2                    |  |                                 |  |                                 |                                  |                                    |                                  |        |
| Bill Mazaroski, R (1, 4)<br>OBP: 0.301, SLG: 0.405     |  | 0-3<br>K                        |                              |                                 | 0-0<br>G6-4-3<br>1B          |                                 | 0-0<br>6-3                   |                                 | 0-0<br>E8<br>1-H<br>3-H               | 4 0 2 1 0 1 0                    |  |                                 |  |                                 |                                  |                                    |                                  |        |
| Bob Bailey, R (1, 5)<br>OBP: 0.362, SLG: 0.443         |  | 0-0<br>5-3                      |                              |                                 | 0-0<br>G6-4-3<br>1-2f        |                                 | 0-0<br>6-3                   |                                 | 0-3<br>K                              | 4 0 0 0 0 1 2                    |  |                                 |  |                                 |                                  |                                    |                                  |        |
| Jose Pagan, R (9, 5)<br>OBP: 0.295, SLG: 0.374         |  |                                 |                              |                                 |                              |                                 |                              |                                 |                                       | 0 0 0 0 0 0 0                    |  |                                 |  |                                 |                                  |                                    |                                  |        |
| Jesse Gonder, L (1, 2)<br>OBP: 0.283, SLG: 0.407       |  |                                 | 0-0<br>1-3                   |                                 |                              | 0-0<br>F8                       |                              | 0-0<br>G3                       |                                       | 3 0 0 0 0 0 0                    |  |                                 |  |                                 |                                  |                                    |                                  |        |
| Tommie Sisk, R (1, 1)<br>OBP: 0.170, SLG: 0.102        |  |                                 | 0-3<br>K                     |                                 |                              | 0-3<br>K                        |                              | 0-3<br>K                        |                                       | 2 0 0 0 0 2 0                    |  |                                 |  |                                 |                                  |                                    |                                  |        |
| Pete Mikkelsen, R (7, 1)<br>OBP: 0.211, SLG: 0.167     |  |                                 |                              |                                 |                              |                                 |                              |                                 |                                       | 1 0 0 0 0 1 0                    |  |                                 |  |                                 |                                  |                                    |                                  |        |
| Roy Face, R (8, 1)                                     |  |                                 |                              |                                 |                              |                                 |                              |                                 |                                       | 0 0 0 0 0 0 0                    |  |                                 |  |                                 |                                  |                                    |                                  |        |
| <b>Inning Stats</b>                                    | R: 0<br>E: 0<br>K: 1<br>S: 6   | H: 1<br>LOB: 1<br>BB: 0<br>P: 6 | R: 0<br>E: 0<br>K: 1<br>S: 5 | H: 0<br>LOB: 0<br>BB: 0<br>P: 5 | R: 0<br>E: 0<br>K: 1<br>S: 5 | H: 0<br>LOB: 0<br>BB: 0<br>P: 5 | R: 0<br>E: 0<br>K: 0<br>S: 3 | H: 1<br>LOB: 0<br>BB: 0<br>P: 3 | R: 3<br>E: 0<br>K: 1<br>S: 7          | H: 2<br>LOB: 0<br>BB: 1<br>P: 11 | R: 0<br>E: 0<br>K: 1<br>S: 5   | H: 0<br>LOB: 0<br>BB: 0<br>P: 5 | R: 2<br>E: 1<br>K: 1<br>S: 8   | H: 3<br>LOB: 1<br>BB: 0<br>P: 8 | 1B: 5<br>2B: 1<br>3B: 0<br>HR: 1 | SF: 0<br>SAC: 1<br>DP: 1<br>HBP: 0 | WP: 0<br>PB: 0<br>SB: 1<br>CS: 0 | PA: 34 |
| <b>PITCHER</b><br>Juan Marichal, R (1, 1)<br>ERA: 2.18 | IP: 9.0<br>WLS: W<br>BF: 34<br>H: 7<br>R: 5<br>ER: 4<br>SO: 8<br>BB: 0<br>IBB: 1<br>HBP: 0<br>BLK: 0<br>WP: 0<br>HR: 1<br>S: 49<br>P: 53<br>ERA: 4.00<br>WHIP: 0.778 |                                 |                              |                                 |                              |                                 |                              |                                 |                                       |                                  |  | <b>PITCHER</b>                  | IP: 9.0<br>WLS: W<br>BF: 34<br>H: 7<br>R: 5<br>ER: 4<br>SO: 8<br>BB: 0<br>IBB: 1<br>HBP: 0<br>BLK: 0<br>WP: 0<br>HR: 1<br>S: 49<br>P: 53<br>ERA: 4.00<br>WHIP: 0.778 |                                 |                                  |                                    |                                  |        |



| Batter  | 1          | 2          | 3          | 4          | 5          | 6          | 7                    | 8                     | 9         | AB | R | H | RBI | BB | SO | LOB |
|---|------------|------------|------------|------------|------------|------------|----------------------|-----------------------|-----------|----|---|---|-----|----|----|-----|
| Tito Fuentes, S (1, 6)<br>OBP: 0.269, SLG: 0.352<br>Jack Hiatt, R (8, PH)<br>OBP: 0.400, SLG: 0.412<br>Bob Priddy, R (8, PR)<br>OBP: 0.235, SLG: 0.188<br>Jim Davenport, R (9, 6)<br>OBP: 0.296, SLG: 0.365 | 0-0<br>4-3 |            |            | 0-0<br>6-3 |            | 0-0<br>5-3 |                      | 4-0<br>BB 1B<br>BB    |           | 3  | 0 | 0 | 0   | 0  | 0  | 0   |
| Ken Henderson, S (1, 9)<br>OBP: 0.375, SLG: 0.517   | 0-0<br>6-3 |            |            | 0-0<br>F7  |            |            | 0-0<br>HR            | 0-3<br>K              |           | 4  | 1 | 1 | 1   | 0  | 1  | 2   |
| Willie Mays, R (1, 8)<br>OBP: 0.375, SLG: 0.565   | 0-3<br>K   |            |            | 0-0<br>E6  |            |            | 0-0<br>4-3 4-3<br>1B | 0-0<br>BB<br>1B       |           | 4  | 1 | 2 | 0   | 0  | 1  | 0   |
| Willie McCovey, L (1, 3)<br>OBP: 0.388, SLG: 0.573  |            | 0-0<br>5-3 |            | 0-3<br>K   |            |            | 0-0<br>4-3           | 4-0<br>BB<br>BB       |           | 3  | 0 | 0 | 1   | 1  | 1  | 2   |
| Jim Ray Hart, R (1, 5)<br>OBP: 0.331, SLG: 0.497  |            | 0-0<br>5-3 |            |            | 0-0<br>6-3 |            | 0-0<br>4-3           | 0-3<br>K              |           | 4  | 0 | 0 | 0   | 0  | 1  | 4   |
| Jesus Alou, R (1, 7)<br>OBP: 0.277, SLG: 0.312  |            | 0-0<br>F9  |            |            | 0-0<br>1-3 |            | 0-0<br>1B            |                       | 0-0<br>HR | 4  | 1 | 2 | 1   | 0  | 0  | 0   |
| Tom Haller, L (1, 2)<br>OBP: 0.320, SLG: 0.456  |            |            | 0-0<br>F7  |            | 0-0<br>F5  |            | 0-0<br>1-3           |                       | 0-0<br>HR | 4  | 1 | 1 | 2   | 0  | 0  | 1   |
| Hal Lanier, R (1, 4)<br>OBP: 0.257, SLG: 0.294<br>Bob Burda, L (8, PH)<br>OBP: 0.209, SLG: 0.250<br>Don Mason, L (8, PR)<br>OBP: 0.120, SLG: 0.240  |            |            | 0-3<br>K   |            | 0-0<br>F7  |            | 0-0<br>F7            | 4-0<br>1B SH5-4<br>BB | 0-0<br>F7 | 2  | 0 | 0 | 0   | 0  | 1  | 0   |
| Juan Marichal, R (1, 1)<br>OBP: 0.255, SLG: 0.314   |            |            | 0-0<br>4-3 |            | 0-0<br>5-3 |            | 0-0<br>SH5-4         | 0-0<br>HR             |           | 1  | 1 | 1 | 1   | 0  | 0  | 0   |

| Inning Stats                          | R: 0 | H: 0 | E: 0 | K: 1 | S: 5 | LOB: 0 | BB: 0 | P: 5 | R: 0 | H: 0 | E: 0 | K: 0 | S: 3 | LOB: 0 | BB: 0 | P: 3  | R: 0  | H: 0 | E: 0 | K: 0 | S: 3 | LOB: 0 | BB: 0 | P: 3 | R: 2 | H: 3 | E: 0 | K: 0 | S: 6 | LOB: 1 | BB: 0 | P: 6 | R: 1 | H: 1 | E: 0 | K: 2 | S: 8 | LOB: 3 | BB: 3 | P: 20 | R: 3 | H: 3 | E: 0 | K: 0 | S: 4 | LOB: 0 | BB: 0 | P: 4 | 1B: 4 | SF: 0 | 2B: 0 | 3B: 0 | HR: 3 | SAC: 1 | DP: 0 | HBP: 0 | WP: 0 | PA: 36 |
|---------------------------------------|------|------|------|------|------|--------|-------|------|------|------|------|------|------|--------|-------|-------|-------|------|------|------|------|--------|-------|------|------|------|------|------|------|--------|-------|------|------|------|------|------|------|--------|-------|-------|------|------|------|------|------|--------|-------|------|-------|-------|-------|-------|-------|--------|-------|--------|-------|--------|
| PITCHER                               | IP   | WLS  | BF   | H    | R    | ER     | SO    | BB   | IBB  | HBP  | BLK  | WP   | HR   | S      | P     | ERA   | WHIP  |      |      |      |      |        |       |      |      |      |      |      |      |        |       |      |      |      |      |      |      |        |       |       |      |      |      |      |      |        |       |      |       |       |       |       |       |        |       |        |       |        |
| Tommie Sisk, R (1, 1)<br>ERA: 4.16    | 6.2  |      | 24   | 3    | 2    | 2      | 3     | 0    | 0    | 0    | 0    | 0    | 1    | 30     | 30    | 2.70  | 0.450 |      |      |      |      |        |       |      |      |      |      |      |      |        |       |      |      |      |      |      |      |        |       |       |      |      |      |      |      |        |       |      |       |       |       |       |       |        |       |        |       |        |
| Pete Mikkelsen, R (7, 1)<br>ERA: 3.13 | 1.0  |      | 7    | 1    | 1    | 1      | 1     | 3    | 0    | 0    | 0    | 0    | 0    | 6      | 18    | 9.00  | 4.000 |      |      |      |      |        |       |      |      |      |      |      |      |        |       |      |      |      |      |      |      |        |       |       |      |      |      |      |      |        |       |      |       |       |       |       |       |        |       |        |       |        |
| Roy Face, R (8, 1)<br>ERA: 2.74       | 0.2  | L    | 5    | 3    | 3    | 3      | 1     | 0    | 0    | 0    | 0    | 0    | 2    | 7      | 7     | 40.50 | 4.500 |      |      |      |      |        |       |      |      |      |      |      |      |        |       |      |      |      |      |      |      |        |       |       |      |      |      |      |      |        |       |      |       |       |       |       |       |        |       |        |       |        |

BOTTOM

Pittsburgh Pirates @ San Francisco Giants  
Candlestick Park, San Francisco, CA

Wed Sep 21 1966, 6:33 AM EDT  
Att. 15,338 - Unknown

livebaseballscorecards.com

|     |    |
|-----|----|
| AB  | 32 |
| R   | 6  |
| H   | 7  |
| RBI | 6  |
| BB  | 3  |
| SO  | 5  |
| LOB | 9  |




| Batter  | 1   | 2                               | 3                            | 4                               | 5                            | 6                               | 7                            | 8                               | 9                                 | 10                              | 11                           | 12                              | 13                           | AB R H RBI BB SO LOB   | TOP   |   |                                 |                              |                                 |                              |                                 |                              |                                  |                                   |                                    |  |   |   |   |   |
|---|---|---------------------------------|------------------------------|---------------------------------|------------------------------|---------------------------------|------------------------------|---------------------------------|-----------------------------------|---------------------------------|------------------------------|---------------------------------|------------------------------|--|---|---|---------------------------------|------------------------------|---------------------------------|------------------------------|---------------------------------|------------------------------|----------------------------------|-----------------------------------|------------------------------------|--|---|---|---|---|
| Tito Fuentes, S<br>OBP: 0.270, SLG: 0.352<br>(1, 6)   | 0-0<br>F4   |                                 | 0-0<br>6-3                   |                                 |                              | 0-0<br>SH5-4<br>1B              |                              | 0-0<br>F6                       |                                   | 0-0<br>FC1-6<br>1B              |                              |                                 | 0-0<br>1-3                   | 6 0 2 0 0 0 1  | <b>San Francisco Giants @ Houston Astros</b><br>Astrodome, Houston, TX<br>Sat Sep 24 1966, 4:33 AM EDT<br>Att. 31,173 - Unknown<br><a href="http://livebaseballscorecards.com">livebaseballscorecards.com</a> |   |                                 |                              |                                 |                              |                                 |                              |                                  |                                   |                                    |  |   |   |   |   |
| Frank Johnson, R<br>OBP: 0.242, SLG: 0.194<br>(1, 9)  | 0-0<br>F8   |                                 | 0-0<br>4-3                   |                                 |                              | 0-0<br>SH5-4<br>1-2             |                              | 0-3<br>K                        |                                   | 0-0<br>FC1-6<br>1-2f            |                              |                                 | 0-0<br>3B<br>1B              | 5 1 1 0 0 1 2  |   |   |                                 |                              |                                 |                              |                                 |                              |                                  |                                   |                                    |  |   |   |   |   |
| Willie McCovey, L<br>OBP: 0.390, SLG: 0.578<br>Jack Hiatt, R<br>OBP: 0.400, SLG: 0.412<br>(1, 3)<br>(13, 3)   | 0-3<br>K  |                                 |                              |                                 | 0-3<br>K                     |                                 |                              |                                 | 0-0<br>HR<br>2B                   | 0-3<br>K                        |                              |                                 | 0-0<br>2B<br>3B<br>1-H       | 6 2 3 1 0 3 1<br>0 0 0 0 0 0 0   |   |   |                                 |                              |                                 |                              |                                 |                              |                                  |                                   |                                    |  |   |   |   |   |
| Willie Mays, R<br>OBP: 0.376, SLG: 0.569<br>(1, 8)  |   | 0-3<br>K                        |                              |                                 | 0-0<br>K                     |                                 |                              |                                 | 0-0<br>HR<br>2B                   |                                 |                              |                                 | 4-0<br>2B<br>BB              | 5 2 2 2 1 1 1  |   |   |                                 |                              |                                 |                              |                                 |                              |                                  |                                   |                                    |  |   |   |   |   |
| Jim Ray Hart, R<br>OBP: 0.332, SLG: 0.501<br>(1, 5)   |   | 0-0<br>F7                       |                              |                                 | 0-0<br>G6-4-3<br>1B          |                                 |                              |                                 | 0-0<br>FC4-6<br>1B                |                                 |                              |                                 | 0-0<br>E1<br>G4-6-3          | 6 2 3 2 0 0 1  |   |   |                                 |                              |                                 |                              |                                 |                              |                                  |                                   |                                    |  |   |   |   |   |
| Jesus Alou, R<br>OBP: 0.279, SLG: 0.313<br>(1, 7)   |   | 0-0<br>F8                       |                              |                                 |                              |                                 |                              |                                 | 0-0<br>FC4-6<br>6-3<br>WP<br>1-2f |                                 |                              |                                 | 0-0<br>G4-6-3<br>1-2f        | 5 1 2 1 0 0 2  |   |   |                                 |                              |                                 |                              |                                 |                              |                                  |                                   |                                    |  |   |   |   |   |
| Hal Lanier, R<br>OBP: 0.258, SLG: 0.295<br>Tom Haller, L<br>OBP: 0.320, SLG: 0.456<br>Jim Davenport, R<br>OBP: 0.300, SLG: 0.372<br>Don Mason, L<br>OBP: 0.120, SLG: 0.240<br>(1, 4)<br>(9, PH)<br>(9, 4)<br>(13, 4)  |   |                                 |                              |                                 |                              |                                 |                              |                                 | 0-0<br>SH3-1<br>SF9<br>2B         |                                 |                              |                                 | 0-0<br>E7<br>1B<br>1-H       | 3 1 1 0 0 1 2<br>0 0 0 1 0 0 0<br>2 0 2 0 0 0 0<br>0 0 0 0 0 0 0   |   |   |                                 |                              |                                 |                              |                                 |                              |                                  |                                   |                                    |  |   |   |   |   |
| Bob Barton, R<br>OBP: 0.206, SLG: 0.221<br>(1, 2)   |   |                                 |                              |                                 |                              |                                 |                              |                                 | 0-0<br>SF9<br>3-H                 |                                 |                              |                                 | 0-0<br>1B<br>E<br>2-H        | 6 0 2 1 0 0 3  |   |   |                                 |                              |                                 |                              |                                 |                              |                                  |                                   |                                    |  |   |   |   |   |
| Gaylord Perry, R<br>OBP: 0.198, SLG: 0.200<br>Joe Garagiola, R<br>OBP: 0.250, SLG: 0.200<br>Bob Surina, L<br>OBP: 0.205, SLG: 0.244<br>Bill Henry, L<br>(1, 1)<br>(8, 1)<br>(10, PH)<br>(10, 1)   |   |                                 |                              |                                 |                              |                                 |                              |                                 | 0-0<br>F7                         |                                 |                              |                                 | 0-0<br>4-3<br>CS<br>2B       | 6 0 2 1 0 0 3  |   |   |                                 |                              |                                 |                              |                                 |                              |                                  |                                   |                                    |  |   |   |   |   |
| Frank Linzy, R<br>OBP: 0.150, SLG: 0.250<br>Lindy McDaniel, R<br>OBP: 0.058, SLG: 0.058<br>Ozzie Virgil, R<br>OBP: 0.239, SLG: 0.299<br>Bob Priddy, R<br>OBP: 0.222, SLG: 0.176<br>(1, 1)<br>(8, 1)<br>(10, PH)<br>(10, 1)<br>(11, 1)<br>(12, PH)<br>(12, 1)<br>(12, 1) |   |                                 |                              |                                 |                              |                                 |                              |                                 | 0-0<br>6-3                        |                                 |                              |                                 | 0-0<br>5-3                   | 3 0 0 0 0 0 1 2<br>0 0 0 0 0 0 0 0<br>1 0 0 0 0 0 0 0<br>0 0 0 0 0 0 0 0<br>0 0 0 0 0 0 0 0<br>0 0 0 0 0 0 0 0<br>1 0 0 0 0 0 1 1<br>1 0 0 0 0 0 0 1 |   |   |                                 |                              |                                 |                              |                                 |                              |                                  |                                   |                                    |  |   |   |   |   |
| <b>Inning Stats</b>   | R: 0<br>E: 0<br>K: 1<br>S: 5  | H: 0<br>LOB: 0<br>BB: 0<br>P: 5 | R: 0<br>E: 0<br>K: 1<br>S: 5 | H: 0<br>LOB: 0<br>BB: 0<br>P: 5 | R: 1<br>E: 0<br>K: 1<br>S: 7 | H: 2<br>LOB: 1<br>BB: 0<br>P: 7 | R: 0<br>E: 0<br>K: 1<br>S: 5 | H: 1<br>LOB: 0<br>BB: 0<br>P: 5 | R: 0<br>E: 0<br>K: 0<br>S: 4      | H: 1<br>LOB: 1<br>BB: 0<br>P: 4 | R: 0<br>E: 0<br>K: 1<br>S: 5 | H: 0<br>LOB: 0<br>BB: 0<br>P: 5 | R: 3<br>E: 0<br>K: 0<br>S: 6 | H: 3<br>LOB: 0<br>BB: 0<br>P: 6  |   | R: 0<br>E: 0<br>K: 1<br>S: 6  | H: 1<br>LOB: 1<br>BB: 0<br>P: 6 | R: 0<br>E: 1<br>K: 0<br>S: 3 | H: 0<br>LOB: 0<br>BB: 0<br>P: 3 | R: 0<br>E: 0<br>K: 1<br>S: 5 | H: 1<br>LOB: 1<br>BB: 0<br>P: 5 | R: 5<br>E: 1<br>K: 0<br>S: 8 | H: 5<br>LOB: 1<br>BB: 1<br>P: 12 | 1B: 11<br>2B: 5<br>3B: 2<br>HR: 1 | SF: 1<br>SAC: 2<br>DP: 3<br>HBP: 0 | WP: 1<br>PA: 54<br>PB: 0<br>SB: 0<br>CS: 2 |   |   |   |   |
| <b>PITCHER</b>  | IP<br>WLS<br>BF<br>H<br>R<br>ER<br>SO<br>BB<br>IBB<br>HBP<br>BLK<br>WP<br>HR<br>S<br>P<br>ERA<br>WHIP |                                 |                              |                                 |                              |                                 |                              |                                 |                                   |                                 |                              |                                 |                              |  |   | IP<br>WLS<br>BF<br>H<br>R<br>ER<br>SO<br>BB<br>IBB<br>HBP<br>BLK<br>WP<br>HR<br>S<br>P<br>ERA<br>WHIP |                                 |                              |                                 |                              |                                 |                              |                                  |                                   |                                    |  |   |   |   |   |
| Mike Cuellar, L<br>ERA: 2.17<br>(1, 1)  | 8.0   |                                 |                              |                                 |                              |                                 |                              |                                 |                                   |                                 |                              |                                 |                              |  |   |   |                                 |                              |                                 |                              |                                 |                              |                                  |                                   |                                    |  |   |   |   |   |
| Claude Raymond, R<br>ERA: 3.26<br>(9, 1)  | 0.0   | 2                               | 2                            | 2                               | 2                            | 0                               | 0                            | 0                               | 0                                 | 0                               | 0                            | 0                               | 0                            | 0  | 0   | 0   | 0                               | 0                            | 0                               | 0                            | 0                               | 0                            | 0                                | 0                                 | 0                                  | 0  | 0 | 0 | 0 |   |
| Dave Giusti, R<br>ERA: 4.07<br>(9, 1)   | 2.0   | 8                               | 2                            | 1                               | 0                            | 1                               | 0                            | 0                               | 0                                 | 0                               | 0                            | 0                               | 0                            | 0  | 0   | 0   | 0                               | 0                            | 0                               | 0                            | 0                               | 0                            | 0                                | 0                                 | 0                                  | 0  | 0 | 0 | 0 |   |
| Chris Zachary, R<br>ERA: 3.72<br>(11, 1)  | 2.1   | L                               | 12                           | 5                               | 5                            | 4                               | 1                            | 1                               | 0                                 | 0                               | 0                            | 0                               | 0                            | 0  | 0   | 0   | 0                               | 0                            | 0                               | 0                            | 0                               | 0                            | 0                                | 0                                 | 0                                  | 0  | 0 | 0 | 0 | 0 |
| Carroll Sembera, R<br>ERA: 3.19<br>(13, 1)  | 0.2   | 3                               | 1                            | 0                               | 0                            | 0                               | 0                            | 0                               | 0                                 | 0                               | 0                            | 0                               | 0                            | 0  | 0   | 0   | 0                               | 0                            | 0                               | 0                            | 0                               | 0                            | 0                                | 0                                 | 0                                  | 0  | 0 | 0 | 0 | 0 |



| Batter  | 1          | 2                         | 3          | 4          | 5          | 6                | 7                | 8                         | 9          | 10         | 11                        | 12        | 13              | AB R H RBI BB SO LOB  |
|---|------------|---------------------------|------------|------------|------------|------------------|------------------|---------------------------|------------|------------|---------------------------|-----------|-----------------|---|
| Ron Davis, R<br>OBP: 0.316, SLG: 0.341<br>(1, 8)      | 0-3<br>K   |                           | 0-0<br>6-3 |            |            | 0-0<br>5-3       |                  | 4-0<br>E<br>3B BB         |            | 0-0<br>5-3 |                           | 0-0<br>F4 |                 | 5 1 0 0 1 1 0   |
| Sonny Jackson, L<br>OBP: 0.336, SLG: 0.326<br>(1, 6)  | 0-0<br>4-3 |                           | 0-0<br>6-3 |            |            | 0-0<br>F6        |                  | 0-0<br>FC2<br>3B          |            | 0-3<br>K   |                           |           | 0-0<br>3B<br>1B | 6 2 1 0 0 1 1   |
| Joe Morgan, L<br>OBP: 0.415, SLG: 0.399<br>(1, 4)     | 0-0<br>3-1 |                           | 0-0<br>F9  |            |            | 4-0<br>CS<br>BB  |                  | 0-0<br>SF9<br>1H 2H<br>3B |            |            | 4-0<br>1B<br>F7-1-2<br>BB |           | 0-0<br>3B       | 4 1 2 3 2 0 0   |
| Rusty Staub, L<br>OBP: 0.349, SLG: 0.420<br>(1, 9)    |            | 0-0<br>FC4-6 WP<br>1B     |            | 0-3<br>K   |            | 0-0<br>CS<br>1-2 | 0-0<br>E<br>1B   | 0-0<br>SF9<br>3H          |            | 0-0<br>F9  |                           | 0-0<br>F7 |                 | 5 1 2 1 0 1 2   |
| Chuck Harrison, R<br>OBP: 0.315, SLG: 0.378<br>(1, 3) |            | 4-0<br>FC4-6<br>1-2<br>BB |            | 0-0<br>6-3 |            |                  | 0-0<br>E6<br>1-2 | 0-0<br>G3                 |            | 0-0<br>1B  |                           | 0-0<br>F6 |                 | 5 0 1 0 1 0 2   |
| Lee Mays, L<br>OBP: 0.409, SLG: 0.409<br>(9, PH)      |            | 0-0<br>FC4-6<br>1B        |            | 0-0<br>6-3 |            |                  | 0-3<br>K         |                           | 0-0<br>6-3 |            | 4-0<br>1-2<br>IBB         |           | 4-0<br>BB       | 3 0 0 0 0 1 4<br>1 0 0 0 0 0 0<br>0 0 0 0 1 0 0<br>0 0 0 0 1 0 0  |
| Bill Heath, L<br>OBP: 0.367, SLG: 0.367<br>(11, PH)   |            | 0-0<br>1-2<br>2-3         |            |            |            |                  | 0-3<br>K         |                           | 0-0<br>1-3 |            | 0-0<br>F7-1-2<br>3H       |           | 0-0<br>BB       | 5 0 1 1 0 2 5<br>1 0 0 0 0 0 2  |
| John Bateman, R<br>OBP: 0.317, SLG: 0.473<br>(1, 2)   |            | 0-0<br>1B                 |            |            | 0-3<br>K   |                  | 0-3<br>K         |                           | 0-0<br>F7  |            | 0-0<br>F8                 |           | 0-0<br>CS<br>1B | 5 0 1 0 0 1 4   |
| Ron Brand, R<br>OBP: 0.306, SLG: 0.264<br>(13, PH)    |            | 0-0<br>1-2<br>3H          |            |            | 0-0<br>1-3 |                  | 0-0<br>F7        |                           | 0-0<br>K   |            | 0-3<br>K                  |           | 0-0<br>K        | 2 0 0 0 0 1 2<br>1 0 0 0 0 1 0<br>0 0 0 0 0 0 0<br>0 0 0 0 0 0 0<br>1 0 0 0 0 1 0<br>1 0 0 0 0 1 1<br>0 0 0 0 0 0 0 |
| Bob Aspromonte, R<br>OBP: 0.294, SLG: 0.334<br>(1, 5) |            | 0-3<br>K                  |            |            | 0-0<br>1-3 |                  | 0-0<br>F7        |                           | 0-0<br>K   |            | 0-3<br>K                  |           | 0-3<br>K        |   |
| Mike Cuyler, L<br>OBP: 0.127, SLG: 0.116<br>(8, PH)   |            | 0-0<br>G3                 |            |            | 0-3<br>K   |                  | 0-3<br>K         |                           | 0-3<br>K   |            | 0-3<br>K                  |           | 0-3<br>K        |   |

| BOTTOM |    |
|--------|----|
| AB     | 45 |
| R      | 5  |
| H      | 8  |
| RBI    | 5  |
| BB     | 6  |
| SO     | 11 |
| LOB    | 23 |

San Francisco Giants @ Houston Astros  
Astrodome, Houston, TX  
Sat Sep 24 1966, 4:33 AM EDT  
Att: 31,173 - Unknown



| Inning Stats | R: 0   | H: 0  | E: 0   | LOB: 0 | K: 1  | BB: 0 | S: 5   | P: 5 |
|--------------|--------|-------|--------|--------|-------|-------|--------|------|
| R: 1         | H: 2   | E: 1  | LOB: 2 | K: 1   | BB: 1 | S: 7  | P: 11  |      |
| R: 0         | H: 0   | E: 0  | LOB: 0 | K: 0   | BB: 0 | S: 3  | P: 3   |      |
| R: 0         | H: 0   | E: 0  | LOB: 0 | K: 1   | BB: 0 | S: 7  | P: 7   |      |
| R: 0         | H: 0   | E: 0  | LOB: 0 | K: 2   | BB: 1 | S: 2  | P: 6   |      |
| R: 0         | H: 1   | E: 1  | LOB: 2 | K: 2   | BB: 0 | S: 9  | P: 9   |      |
| R: 3         | H: 1   | E: 1  | LOB: 0 | K: 1   | BB: 1 | S: 7  | P: 11  |      |
| R: 0         | H: 0   | E: 0  | LOB: 0 | K: 0   | BB: 0 | S: 3  | P: 3   |      |
| R: 0         | H: 0   | E: 0  | LOB: 0 | K: 2   | BB: 0 | S: 7  | P: 7   |      |
| R: 0         | H: 1   | E: 0  | LOB: 2 | K: 0   | BB: 1 | S: 3  | P: 11  |      |
| R: 0         | H: 1   | E: 0  | LOB: 0 | K: 1   | BB: 0 | S: 5  | P: 5   |      |
| R: 1         | H: 2   | E: 0  | LOB: 2 | K: 0   | BB: 1 | S: 5  | P: 9   |      |
| 1B: 6        | SF: 1  | 2B: 2 | SAC: 0 | 3B: 2  | DP: 2 | HR: 0 | HBP: 0 |      |
| WP: 1        | PA: 53 | PB: 0 | SB: 0  | CS: 2  |       |       |        |      |

| PITCHER                                   | IP  | WLS | BF | H | R | ER | SO | BB | IBB | HBP | BLK | WP | HR | S  | P  | ERA  | WHIP  |
|---|-----|-----|----|---|---|----|----|----|-----|-----|-----|----|----|----|----|------|-------|
| Gaylord Perry, R<br>ERA: 3.0<br>(1, 1)    | 7.1 |     | 30 | 4 | 4 | 2  | 8  | 3  | 0   | 0   | 0   | 1  | 0  | 43 | 55 | 2.46 | 0.955 |
| Joe Gibbon, L<br>ERA: 3.67<br>(8, 1)      | 1.2 |     | 5  | 0 | 0 | 0  | 0  | 0  | 0   | 0   | 0   | 0  | 0  | 5  | 5  | 0.00 | 0.000 |
| Bill Henry, L<br>ERA: 2.57<br>(10, 1)     | 1.1 |     | 5  | 0 | 0 | 0  | 2  | 1  | 0   | 0   | 0   | 0  | 0  | 8  | 12 | 0.00 | 0.750 |
| Frank Linzy, R<br>ERA: 3.0<br>(11, 1)     | 0.0 |     | 2  | 1 | 0 | 0  | 0  | 0  | 1   | 0   | 0   | 0  | 0  | 1  | 5  | ∞    | ∞     |
| Lindy McDaniel, R<br>ERA: 2.92<br>(11, 1) | 0.2 |     | 1  | 0 | 0 | 0  | 0  | 0  | 0   | 0   | 0   | 0  | 0  | 1  | 1  | 0.00 | 0.000 |

| PITCHER                               | IP  | WLS | BF | H | R | ER | SO | BB | IBB | HBP | BLK | WP | HR | S  | P  | ERA  | WHIP  |
|---------------------------------------|-----|-----|----|---|---|----|----|----|-----|-----|-----|----|----|----|----|------|-------|
| Bob Priddy, R<br>ERA: 3.96<br>(12, 1) | 2.0 |     | 9  | 3 | 1 | 1  | 1  | 1  | 0   | 0   | 0   | 0  | 0  | 10 | 14 | 4.50 | 2.000 |

| Batter   | 1   | 2   | 3   | 4   | 5   | 6   | 7   | 8   | 9   | AB R H RBI BB SO LOB   | TOP   |   |
|--|---|---|---|---|---|---|---|---|---|--|---|---|
| Tito Fuentes, S (1, 6)<br>OBP: 0.272, SLG: 0.353<br>Cap Peterson, R (9, PH)<br>OBP: 0.281, SLG: 0.312  | 0-0<br>6-3  |   | 0-0<br>FC1-6<br>1B                                  |   | 0-0<br>FC4-6<br>1B                                  |   | 0-0<br>F9   |   | 0-0<br>F7   | 4 0 2 0 0 0 0<br>1 0 0 0 0 0 1   | <b>San Francisco Giants @ Houston Astros</b><br>Astrodome, Houston, TX<br>Sun Sep 25 1966, 4:33 AM EDT<br>Att: 28,925 - Unknown |   |
| Jim Davenport, R (1, 4)<br>OBP: 0.299, SLG: 0.371<br>Hal Lanier, R (1, 4)<br>OBP: 0.258, SLG: 0.295  | 0-3<br>K  |   | 0-0<br>FC1-6<br>5-3<br>1-2f                         |   | 0-0<br>FC4-6<br>1-2f                                |   | 0-0<br>WP<br>1B                                     |   |   | 1 0 0 0 0 1 0<br>3 0 1 0 0 0 2   |   |   |
| Willie Mays, R (1, 8)<br>OBP: 0.376, SLG: 0.567  | 0-0<br>6-3  |   | 0-0<br>5-3<br>1-2                                   |   |   | 0-0<br>HR<br>1B                                     |   | 0-0<br>6-3<br>1-2                                   |   | 4 1 1 0 0 0 2  |   |   |
| Willie McCovey, L (1, 3)<br>OBP: 0.389, SLG: 0.581   |   | 0-0<br>F9   | 0-3<br>K  |   |   | 0-0<br>HR<br>1B                                     |   | 0-0<br>L3   |   | 4 1 1 2 0 1 1  |   |   |
| Jim Ray Hart, R (1, 5)<br>OBP: 0.333, SLG: 0.500   |   | 0-0<br>2B<br>2B<br>1B                               |   | 4-0<br>BB<br>BB<br>BB<br>BB   |   | 0-0<br>F8   |   | 0-0<br>1-3  |   | 3 1 1 0 1 0 0  |   |   |
| Jesus Alou, R (1, 7)<br>OBP: 0.276, SLG: 0.310   |   | 0-0<br>F9   |   | 0-0<br>G1-6-3<br>1-2f   |   | 0-0<br>F1   |   | 0-0<br>F4   |   | 4 0 0 0 0 0 2  |   |   |
| Tom Haller, L (1, 2)<br>OBP: 0.321, SLG: 0.458   |   | 0-0<br>1-3<br>2B<br>2B                              |   | 0-0<br>F7   |   | 0-0<br>1B   |   | 0-0<br>F9   |   | 4 1 2 0 0 0 0  |   |   |
| Ollie Brown, R (1, 9)<br>OBP: 0.297, SLG: 0.302<br>Len Gabrielson, L (9, PH)<br>OBP: 0.270, SLG: 0.292<br>Frank Johnson, R (9, PR)<br>OBP: 0.242, SLG: 0.194   |   | 0-0<br>2B<br>2B                                     |   |   |   | 0-0<br>5-3  |   | 0-0<br>F5   |   | 3 0 1 2 0 0 1<br>1 0 1 0 0 0 0<br>0 0 0 0 0 0 0  |   |   |
| Bobby Bolin, R (1, 1)<br>OBP: 0.231, SLG: 0.278<br>Billy Hoelt, L (5, 1)<br>OBP: 0.250, SLG: 0.250<br>Lindy McDaniel, R (6, 1)<br>OBP: 0.056, SLG: 0.056<br>Bob Burda, L (7, PH)<br>OBP: 0.230, SLG: 0.238<br>Bill Henry, L (7, 1)<br>OBP: 0.150, SLG: 0.250<br>Frank Linzy, R (9, PH)<br>OBP: 0.381, SLG: 0.389<br>Don Mason, L (9, PR)<br>OBP: 0.120, SLG: 0.240 |   | 0-0<br>4-3  |   |   |   | 0-0<br>4-3  |   | 0-0<br>G3   |   | 2 0 0 0 0 0 1<br>0 0 0 0 0 0 0<br>0 0 0 0 0 0 0<br>1 0 0 0 0 0 0<br>0 0 0 0 0 0 0<br>0 0 0 0 0 0 0<br>1 0 0 0 0 0 1<br>0 0 0 0 0 0 0 |   |   |
| <b>Inning Stats</b>  | R: 0 H: 0<br>E: 0 LOB: 0<br>K: 1 BB: 0<br>S: 5 P: 5   | R: 2 H: 3<br>E: 0 LOB: 1<br>K: 0 BB: 0<br>S: 6 P: 6 | R: 0 H: 1<br>E: 0 LOB: 1<br>K: 1 BB: 0<br>S: 6 P: 6 | R: 0 H: 0<br>E: 0 LOB: 0<br>K: 0 BB: 1<br>S: 2 P: 6                     | R: 0 H: 1<br>E: 0 LOB: 1<br>K: 0 BB: 0<br>S: 4 P: 4 | R: 2 H: 3<br>E: 0 LOB: 1<br>K: 0 BB: 0<br>S: 6 P: 6 | R: 0 H: 1<br>E: 0 LOB: 1<br>K: 0 BB: 0<br>S: 4 P: 4 | R: 0 H: 0<br>E: 0 LOB: 0<br>K: 0 BB: 0<br>S: 3 P: 3 | R: 0 H: 1<br>E: 0 LOB: 1<br>K: 0 BB: 0<br>S: 4 P: 4 | 1B: 7 SF: 0<br>2B: 2 SAC: 0<br>3B: 0 DP: 1<br>HR: 1 HBP: 0   |   | WP: 1 PA: 37<br>PB: 0<br>SB: 0<br>CS: 0 |
| <b>PITCHER</b><br>Larry Dierker, R (1, 1)<br>ERA: 3.27<br>Barry Latman, R (7, 1)<br>ERA: 2.71  | IP WLS BF H R ER SO BB IBB HBP BLK WP HR S P ERA WHIP | 6.0 W 26 8 4 4 2 1 0 0 0 0 1 0 29 33 6.00 1.500     | 3.0 S 11 2 0 0 0 0 0 0 0 0 1 0 11 11 0.00 0.667     | <b>PITCHER</b><br>IP WLS BF H R ER SO BB IBB HBP BLK WP HR S P ERA WHIP |   |   |   |   |   |  |   |   |

livebaseballscorecards.com

|            |    |
|------------|----|
| <b>AB</b>  | 36 |
| <b>R</b>   | 4  |
| <b>H</b>   | 10 |
| <b>RBI</b> | 4  |
| <b>BB</b>  | 1  |
| <b>SO</b>  | 2  |
| <b>LOB</b> | 11 |





| Batter  | 1               | 2                     | 3          | 4          | 5         | 6               | 7                   | 8                                     | 9 |
|---|-----------------|-----------------------|------------|------------|-----------|-----------------|---------------------|---------------------------------------|---|
| Ron Davis, R<br>OBP: 0.315, SLG: 0.339 (1, 8)             | 0-0<br>6-3      | 0-0<br>1B             |            |            | 0-0<br>F4 | 0-0<br>1-3      |                     |                                       |   |
| Sonny Jackson, L<br>OBP: 0.338, SLG: 0.331 (1, 6)         | 0-0<br>1B       | 0-0<br>F7             |            |            | 0-0<br>2B |                 | 0-0<br>SH2-4<br>1B  |                                       |   |
| Joe Morgan, L<br>OBP: 0.415, SLG: 0.401 (1, 4)            | 0-3<br>K<br>1-2 |                       | 0-0<br>F4  |            | 0-0<br>2B |                 | 0-0<br>SH2-4<br>1-2 |                                       |   |
| Rusty Staub, L<br>OBP: 0.347, SLG: 0.417 (1, 9)           | 0-0<br>E8       |                       | 0-0<br>4-3 |            | 0-0<br>F8 |                 | 0-0<br>F9           |                                       |   |
| Chuck Harrison, R<br>OBP: 0.313, SLG: 0.375 (1, 3)        | 0-0<br>5-3      |                       | 0-0<br>6-3 |            |           | 0-0<br>6-3      | 0-0<br>F7           |                                       |   |
| Lee Maye, L<br>OBP: 0.310, SLG: 0.406 (1, 7)              |                 | 0-0<br>E3<br>2B<br>1B |            | 0-3<br>K   |           | 0-0<br>1B<br>1B |                     | 4-0<br>BB<br>BB<br>BB<br>G1-4-3<br>BB |   |
| Aaron Pointer, R<br>OBP: 0.522, SLG: 0.412 (6, PH) (7, 7) |                 |                       |            |            |           |                 |                     |                                       |   |
| Bill Heath, L<br>OBP: 0.366, SLG: 0.363 (1, 2)            |                 | 0-0<br>F4             |            | 0-0<br>F8  |           | 0-0<br>1B<br>1B |                     | 0-0<br>F8                             |   |
| Bob Aspromonte, R<br>OBP: 0.294, SLG: 0.333 (1, 5)        |                 | 0-0<br>F4             |            | 0-0<br>1-3 |           | 0-0<br>1B       |                     | 0-0<br>G1-4-3<br>1-2                  |   |
| Larry Dierker, R<br>OBP: 0.167, SLG: 0.231 (1, 1)         |                 | 0-0                   |            |            | 0-0<br>F4 |                 | 0-3<br>K            |                                       |   |
| Joe Gaines, R<br>OBP: 0.214, SLG: 0.154 (6, PH) (7, 1)    |                 | 0-0<br>1B<br>2B       |            |            |           |                 |                     |                                       |   |

| AB | R | H | RBI | BB | SO | LOB |
|----|---|---|-----|----|----|-----|
| 4  | 0 | 1 | 2   | 0  | 0  | 2   |
| 4  | 2 | 3 | 0   | 0  | 0  | 1   |
| 3  | 0 | 1 | 1   | 0  | 1  | 1   |
| 4  | 0 | 0 | 0   | 0  | 0  | 2   |
| 4  | 0 | 0 | 0   | 0  | 0  | 2   |
| 2  | 1 | 0 | 0   | 0  | 1  | 0   |
| 1  | 1 | 1 | 0   | 1  | 0  | 0   |
| 4  | 0 | 1 | 0   | 0  | 0  | 2   |
| 4  | 0 | 1 | 1   | 0  | 0  | 2   |
| 2  | 1 | 1 | 0   | 0  | 0  | 0   |
| 1  | 0 | 0 | 0   | 0  | 1  | 2   |
| 0  | 0 | 0 | 0   | 0  | 0  | 0   |

**BOTTOM**

**San Francisco Giants @ Houston Astros**  
Astrodome, Houston, TX

Sun Sep 25 1966, 4:33 AM EDT  
Att. 28,925 - Unknown

livebaseballscorecards.com

|            |           |
|------------|-----------|
| <b>AB</b>  | <b>33</b> |
| <b>R</b>   | <b>5</b>  |
| <b>H</b>   | <b>9</b>  |
| <b>RBI</b> | <b>4</b>  |
| <b>BB</b>  | <b>1</b>  |
| <b>SO</b>  | <b>3</b>  |
| <b>LOB</b> | <b>14</b> |



| Inning | R | H | E | K | S | P | BB | SO | LOB |
|--------|---|---|---|---|---|---|----|----|-----|
| 1      | 1 | 1 | 1 | 7 | 7 |   |    |    |     |
| 2      | 2 | 2 | 1 | 6 | 6 |   |    |    |     |
| 3      | 0 | 0 | 0 | 3 | 3 |   |    |    |     |
| 4      | 0 | 0 | 0 | 5 | 5 |   |    |    |     |
| 5      | 1 | 2 | 1 | 5 | 5 |   |    |    |     |
| 6      | 0 | 3 | 0 | 8 | 8 |   |    |    |     |
| 7      | 0 | 1 | 0 | 4 | 4 |   |    |    |     |
| 8      | 0 | 0 | 0 | 6 | 6 |   |    |    |     |
| 9      | 0 | 0 | 0 | 0 | 0 |   |    |    |     |

| PITCHER                              | IP  | WLS | BF | H | R | ER | SO | BB | IBB | HBP | BLK | WP | HR | S  | P  | ERA   | WHIP  |
|--------------------------------------|-----|-----|----|---|---|----|----|----|-----|-----|-----|----|----|----|----|-------|-------|
| Bobby Bolin, R<br>ERA: 3.01 (1, 1)   | 4.2 |     | 21 | 5 | 4 | 1  | 2  | 0  | 0   | 0   | 0   | 0  | 0  | 25 | 25 | 1.93  | 1.071 |
| Billy Hoelt, L<br>ERA: 4.84 (5, 1)   | 0.2 | L   | 4  | 2 | 1 | 1  | 0  | 0  | 0   | 0   | 0   | 0  | 0  | 4  | 4  | 13.50 | 3.000 |
| Lindy McDaniel, R<br>ERA: 2.9 (6, 1) | 0.2 |     | 3  | 1 | 0 | 0  | 1  | 0  | 0   | 0   | 0   | 0  | 0  | 5  | 5  | 0.00  | 1.500 |
| Bill Henry, L<br>ERA: 2.49 (7, 1)    | 0.2 |     | 3  | 1 | 0 | 0  | 0  | 0  | 0   | 0   | 0   | 0  | 0  | 3  | 3  | 0.00  | 1.500 |
| Frank Linzy, R<br>ERA: 2.96 (7, 1)   | 1.1 |     | 4  | 0 | 0 | 0  | 0  | 1  | 0   | 0   | 0   | 0  | 0  | 3  | 7  | 0.00  | 0.750 |

| WP | PA | ERA | WHIP |
|----|----|-----|------|
| 0  | 35 |     |      |
| 0  |    |     |      |
| 1  |    |     |      |
| 0  |    |     |      |

| Batter  | 1   | 2   | 3                            | 4                               | 5                            | 6                                | 7                             | 8                                   | 9                            | AB R H RBI BB SO LOB            | TOP                          |  |   |                                 |                              |                                  |                              |                                 |                                  |                                    |                                  |        |  |
|---|---|---|------------------------------|---------------------------------|------------------------------|----------------------------------|-------------------------------|-------------------------------------|------------------------------|---------------------------------|------------------------------|--|---|---------------------------------|------------------------------|----------------------------------|------------------------------|---------------------------------|----------------------------------|------------------------------------|----------------------------------|--------|--|
| Tito Fuentes, S<br>OBP: 0.275, SLG: 0.355 (1, 6) X          | 0-0<br>FC4-6<br>1B  | 0-0<br>L7   |                              | 0-0<br>1-2<br>HR<br>1B          |                              | 0-0<br>4-3                       |                               | 0-0<br>1B<br>1B                     |                              | 5 1 3 1 0 0 1                   |                              |  |   |                                 |                              |                                  |                              |                                 |                                  |                                    |                                  |        |  |
| Tom Haller, L<br>OBP: 0.322, SLG: 0.464 (1, 2) X            | 0-0<br>F9   |   | 0-3<br>K                     | 0-0<br>1-H<br>2-H<br>HR         |                              | 0-0<br>6-3                       |                               | 0-0<br>1-3<br>1B                    |                              | 5 1 2 3 0 1 1                   |                              |  |   |                                 |                              |                                  |                              |                                 |                                  |                                    |                                  |        |  |
| Willie Mays, R<br>OBP: 0.374, SLG: 0.562 (1, 8) X           | 0-0<br>FC4-6<br>1-2f<br>HR  |   | 4-0<br>5-3<br>BB<br>BB       | 0-0<br>F8                       |                              | 0-0<br>F4                        |                               | 0-0<br>L7                           |                              | 4 1 0 0 1 0 3                   |                              |  |   |                                 |                              |                                  |                              |                                 |                                  |                                    |                                  |        |  |
| Willie McCovey, L<br>OBP: 0.389, SLG: 0.585 (1, 3) X        | 0-0<br>1-H<br>HR  |   | 4-0<br>5-3<br>1-2<br>BB      |                                 | 0-3<br>K                     |                                  | 0-0<br>F9                     |                                     | 0-0<br>G3                    | 4 1 1 2 1 1 0                   |                              |  |   |                                 |                              |                                  |                              |                                 |                                  |                                    |                                  |        |  |
| Jim Ray Hart, R<br>OBP: 0.336, SLG: 0.503 (1, 5) X          | 0-0<br>1B   |   | 0-0<br>5-3<br>1-2<br>2-3     |                                 | 0-0<br>2B                    |                                  |                               | 0-0<br>3-5<br>1B<br>1B              | 0-0<br>1-3                   | 5 0 3 0 0 0 2                   |                              |  |   |                                 |                              |                                  |                              |                                 |                                  |                                    |                                  |        |  |
| Jesus Alou, R<br>OBP: 0.275, SLG: 0.308 (1, 9) S S S (8, 7) | 0-3<br>K  |   | 0-0<br>5-3                   |                                 | 0-0<br>F5                    |                                  |                               | 0-0<br>1-2<br>3-5<br>E<br>1B        | 0-0<br>G3                    | 5 1 1 0 0 1 4                   |                              |  |   |                                 |                              |                                  |                              |                                 |                                  |                                    |                                  |        |  |
| Len Gabrielson, L<br>OBP: 0.271, SLG: 0.293 (1, 7)          |   | 0-0<br>F9   |                              | 0-0<br>1B<br>HR<br>1B           |                              | 0-0<br>4-3                       |                               | 0-0<br>3-5<br>1-2<br>2-3f           |                              | 3 1 1 0 0 0 1                   |                              |  |   |                                 |                              |                                  |                              |                                 |                                  |                                    |                                  |        |  |
| Jack Hiatt, R<br>OBP: 0.381, SLG: 0.389 (8, PH)             |   |   |                              |                                 |                              |                                  |                               |                                     |                              | 0 0 0 0 0 0 0                   |                              |  |   |                                 |                              |                                  |                              |                                 |                                  |                                    |                                  |        |  |
| Bob Burda, L<br>OBP: 0.196, SLG: 0.233 (8, PH)              |   |   |                              |                                 |                              |                                  |                               |                                     |                              | 1 0 0 0 0 0 2                   |                              |  |   |                                 |                              |                                  |                              |                                 |                                  |                                    |                                  |        |  |
| Ollie Brown, R<br>OBP: 0.297, SLG: 0.302 (8, 9)             |   |   |                              |                                 |                              |                                  |                               |                                     |                              | 0 0 0 0 0 0 0                   |                              |  |   |                                 |                              |                                  |                              |                                 |                                  |                                    |                                  |        |  |
| Hal Lanier, R<br>OBP: 0.260, SLG: 0.295 (1, 4) X            |   | 0-0<br>1B   |                              | 0-3<br>K                        |                              | 0-3<br>K                         |                               | 4-0<br>E<br>IBB                     |                              | 3 1 1 0 1 2 1                   |                              |  |   |                                 |                              |                                  |                              |                                 |                                  |                                    |                                  |        |  |
| Juan Marichal, R<br>OBP: 0.255, SLG: 0.321 (1, 1) X         |   | 0-0<br>F3   |                              | 0-3<br>K                        |                              | 0-3<br>K                         |                               | 0-0<br>1-H<br>2-H<br>E6<br>1B<br>2B |                              | 4 1 1 2 0 2 2                   |                              |  |   |                                 |                              |                                  |                              |                                 |                                  |                                    |                                  |        |  |
| <b>Inning Stats</b>   | R: 2<br>E: 0<br>K: 1<br>S: 8  | H: 3<br>LOB: 1<br>BB: 0<br>P: 8   | R: 0<br>E: 0<br>K: 0<br>S: 4 | H: 1<br>LOB: 1<br>BB: 0<br>P: 4 | R: 0<br>E: 0<br>K: 1<br>S: 5 | H: 0<br>LOB: 2<br>BB: 2<br>P: 13 | R: 3<br>E: 0<br>K: 2<br>S: 10 | H: 3<br>LOB: 0<br>BB: 0<br>P: 10    | R: 0<br>E: 0<br>K: 1<br>S: 6 | H: 1<br>LOB: 1<br>BB: 0<br>P: 6 | R: 0<br>E: 0<br>K: 2<br>S: 7 | H: 0<br>LOB: 0<br>BB: 0<br>P: 7        | R: 0<br>E: 0<br>K: 0<br>S: 3  | H: 0<br>LOB: 0<br>BB: 0<br>P: 3 | R: 3<br>E: 1<br>K: 0<br>S: 7 | H: 5<br>LOB: 2<br>BB: 1<br>P: 11 | R: 0<br>E: 0<br>K: 0<br>S: 3 | H: 0<br>LOB: 0<br>BB: 0<br>P: 3 | 1B: 9<br>2B: 3<br>3B: 0<br>HR: 2 | SF: 0<br>SAC: 0<br>DP: 1<br>HBP: 0 | WP: 0<br>PB: 0<br>SB: 0<br>CS: 0 | PA: 42 |  |
| <b>PITCHER</b>  | IP<br>WLS<br>BF<br>H<br>R<br>ER<br>SO<br>BB<br>IBB<br>HBP<br>BLK<br>WP<br>HR<br>S<br>P<br>ERA<br>WHIP | IP<br>WLS<br>BF<br>H<br>R<br>ER<br>SO<br>BB<br>IBB<br>HBP<br>BLK<br>WP<br>HR<br>S<br>P<br>ERA<br>WHIP |                              |                                 |                              |                                  |                               |                                     |                              |                                 |                              |  | IP<br>WLS<br>BF<br>H<br>R<br>ER<br>SO<br>BB<br>IBB<br>HBP<br>BLK<br>WP<br>HR<br>S<br>P<br>ERA<br>WHIP |                                 |                              |                                  |                              |                                 |                                  |                                    |                                  |        |  |
| Ron Reed, R<br>ERA: 7.71 (1, 1)                             | 2.1<br>L<br>13<br>4<br>2<br>2<br>2<br>2<br>0<br>0<br>0<br>0<br>1<br>15<br>23<br>7.71<br>2.571         |   |                              |                                 |                              |                                  |                               |                                     |                              |                                 |                              | Wade Blasingame, L<br>ERA: 5.32 (9, 1) |   |                                 |                              |                                  |                              |                                 |                                  |                                    |                                  |        |  |
| Jay Ritchie, R<br>ERA: 2.76 (3, 1)                          | 2.2<br>12<br>4<br>3<br>3<br>3<br>0<br>0<br>0<br>0<br>0<br>0<br>1<br>18<br>18<br>10.12<br>1.500        |   |                              |                                 |                              |                                  |                               |                                     |                              |                                 |                              |  |   |                                 |                              |                                  |                              |                                 |                                  |                                    |                                  |        |  |
| Ted Abernathy, R<br>ERA: 4.72 (6, 1)                        | 2.0<br>6<br>0<br>0<br>0<br>2<br>0<br>0<br>0<br>0<br>0<br>0<br>0<br>10<br>10<br>0.00<br>0.000          |   |                              |                                 |                              |                                  |                               |                                     |                              |                                 |                              |  |   |                                 |                              |                                  |                              |                                 |                                  |                                    |                                  |        |  |
| Dan Schneider, L<br>ERA: 3.42 (8, 1)                        | 0.0<br>2<br>2<br>2<br>2<br>0<br>0<br>0<br>0<br>0<br>0<br>0<br>0<br>2<br>2<br>∞<br>∞                   |   |                              |                                 |                              |                                  |                               |                                     |                              |                                 |                              |  |   |                                 |                              |                                  |                              |                                 |                                  |                                    |                                  |        |  |
| Chi-Chi Olivo, R<br>ERA: 4.29 (8, 1)                        | 1.0<br>6<br>3<br>1<br>1<br>0<br>0<br>0<br>1<br>0<br>0<br>0<br>0<br>5<br>9<br>9.00<br>3.000            |   |                              |                                 |                              |                                  |                               |                                     |                              |                                 |                              |  |   |                                 |                              |                                  |                              |                                 |                                  |                                    |                                  |        |  |

San Francisco Giants @ Atlanta Braves  
Atlanta Stadium, Atlanta, GA  
Mon Sep 26 1966, 7:05 PM EDT  
Att: 17,055 - Unknown

livebaseballscorecards.com

AB 39  
R 8  
H 13  
RBI 8  
BB 3  
SO 7  
LOB 17



| Batter  | 1          | 2         | 3            | 4         | 5         | 6          | 7                  | 8         | 9         | AB | R | H | RBI | BB | SO | LOB |
|---|------------|-----------|--------------|-----------|-----------|------------|--------------------|-----------|-----------|----|---|---|-----|----|----|-----|
| <b>Felipe Alou, R</b><br>OBP: 0.365, SLG: 0.539 (1, 3)      | 0-0<br>5-3 |           | 0-0<br>FC6-4 |           |           | 0-0<br>HR  | 0-0<br>1B          |           |           | 4  | 1 | 2 | 2   | 0  | 0  | 1   |
| <b>Eddie Mathews, L</b><br>OBP: 0.340, SLG: 0.420 (1, 5)    | 0-0<br>F9  |           | 0-3<br>K     |           |           | 0-3<br>K   | 0-0<br>4-3         |           |           | 4  | 0 | 0 | 0   | 0  | 2  | 3   |
| <b>Hank Aaron, R</b><br>OBP: 0.356, SLG: 0.535 (1, 9)       | 0-0<br>E7  |           | 0-0<br>FC6-4 |           |           | 0-3<br>K   |                    | 0-0<br>F8 |           | 4  | 0 | 0 | 0   | 0  | 1  | 1   |
| <b>Rico Carty, R</b><br>OBP: 0.390, SLG: 0.467 (1, 2)       | 0-0<br>5-3 |           |              | 0-0<br>F3 |           | 0-0<br>2B  |                    | 0-0<br>F3 |           | 4  | 0 | 1 | 0   | 0  | 0  | 1   |
| <b>Mack Jones, L</b><br>OBP: 0.333, SLG: 0.460 (1, 8)       |            | 0-3<br>K  |              | 0-0<br>G3 |           | 0-3<br>K   |                    | 0-0<br>F8 |           | 4  | 0 | 0 | 0   | 0  | 2  | 1   |
| <b>Ty Cline, L</b><br>OBP: 0.364, SLG: 0.319 (1, 7)         |            | 0-0<br>1B |              | 0-0<br>L8 |           |            | 4-0<br>FC5-4<br>BB |           | 0-0<br>L6 | 3  | 0 | 1 | 0   | 1  | 0  | 0   |
| <b>Denis Menke, R</b><br>OBP: 0.359, SLG: 0.420 (1, 6)      |            | 0-3<br>K  |              |           | 0-0<br>F4 |            | 0-0<br>FC5-4<br>1B |           | 0-3<br>K  | 4  | 1 | 0 | 0   | 0  | 2  | 2   |
| <b>Woody Woodward, R</b><br>OBP: 0.320, SLG: 0.324 (6, 1)   |            | 0-3<br>K  |              |           | 0-3<br>K  |            | 0-3<br>K           |           | 0-3<br>K  | 2  | 0 | 0 | 0   | 0  | 2  | 1   |
| <b>Ted Abernathy, R</b><br>OBP: 0.231, SLG: 0.167 (7, PH)   |            |           |              |           |           |            |                    |           |           | 0  | 0 | 0 | 0   | 0  | 0  | 0   |
| <b>Miguel de la Hoz, R</b><br>OBP: 0.243, SLG: 0.267 (8, 1) |            |           |              |           |           |            |                    |           |           | 1  | 0 | 0 | 0   | 0  | 1  | 1   |
| <b>Dan Schneider, L</b><br>OBP: 0.050, SLG: 0.500 (8, 1)    |            |           |              |           |           |            |                    |           |           | 0  | 0 | 0 | 0   | 0  | 0  | 0   |
| <b>Chi-Chi Olivo, R</b><br>OBP: 0.250, SLG: 0.261 (9, 1)    |            |           |              |           |           |            |                    |           |           | 0  | 0 | 0 | 0   | 0  | 0  | 0   |
| <b>Wade Blasingame, L</b><br>OBP: 0.250, SLG: 0.261 (9, PH) |            |           |              |           |           |            |                    |           |           | 1  | 0 | 0 | 0   | 0  | 1  | 0   |
| <b>Ron Reed, R</b><br>OBP: 0.500, SLG: 0.500 (3, 1)         |            |           | 0-0<br>FC6-4 |           |           | 0-0<br>4-3 |                    |           |           | 0  | 0 | 0 | 0   | 0  | 0  | 0   |
| <b>Jay Ritchie, R</b><br>OBP: 0.299, SLG: 0.341 (5, PH)     |            |           |              |           |           |            | 0-0<br>1B          |           |           | 1  | 0 | 1 | 0   | 0  | 0  | 0   |
| <b>Felix Millan, R</b><br>OBP: 0.299, SLG: 0.341 (6, 4)     |            |           |              |           |           |            | 1-2<br>1B          |           |           | 2  | 0 | 1 | 0   | 0  | 0  | 0   |

| Inning Stats  | R: 0 | H: 0 | E: 1 | LOB: 1 | K: 0 | BB: 0 | S: 4 | P: 4 | R: 0 | H: 1 | E: 0 | LOB: 1 | K: 3 | BB: 0 | S: 10 | P: 10 | R: 0 | H: 1 | E: 0 | LOB: 1 | K: 1 | BB: 0 | S: 6 | P: 6 | R: 0 | H: 0 | E: 0 | LOB: 0 | K: 0 | BB: 0 | S: 3 | P: 3 | R: 0 | H: 0 | E: 0 | LOB: 0 | K: 1 | BB: 0 | S: 5 | P: 5 | R: 1 | H: 2 | E: 0 | LOB: 1 | K: 3 | BB: 0 | S: 11 | P: 11 | R: 1 | H: 2 | E: 0 | LOB: 2 | K: 1 | BB: 1 | S: 7 | P: 11 | R: 0 | H: 0 | E: 0 | LOB: 0 | K: 0 | BB: 0 | S: 3 | P: 3 | R: 0 | H: 0 | E: 0 | LOB: 0 | K: 2 | BB: 0 | S: 7 | P: 7 | 1B: 4 | SF: 0 | 2B: 1 | SAC: 0 | 3B: 0 | DP: 0 | HR: 1 | HBP: 0 | WP: 0 | PA: 35 |
|---|------|------|------|--------|------|-------|------|------|------|------|------|--------|------|-------|-------|-------|------|------|------|--------|------|-------|------|------|------|------|------|--------|------|-------|------|------|------|------|------|--------|------|-------|------|------|------|------|------|--------|------|-------|-------|-------|------|------|------|--------|------|-------|------|-------|------|------|------|--------|------|-------|------|------|------|------|------|--------|------|-------|------|------|-------|-------|-------|--------|-------|-------|-------|--------|-------|--------|
| <b>PITCHER</b><br><b>Juan Marichal, R</b><br>ERA: 2.17 (1, 1) | IP   | WLS  | BF   | H      | R    | ER    | SO   | BB   | IBB  | HBP  | BLK  | WP     | HR   | S     | P     | ERA   | WHIP | IP   | WLS  | BF     | H    | R     | ER   | SO   | BB   | IBB  | HBP  | BLK    | WP   | HR    | S    | P    | ERA  | WHIP | IP   | WLS    | BF   | H     | R    | ER   | SO   | BB   | IBB  | HBP    | BLK  | WP    | HR    | S     | P    | ERA  | WHIP |        |      |       |      |       |      |      |      |        |      |       |      |      |      |      |      |        |      |       |      |      |       |       |       |        |       |       |       |        |       |        |

**BOTTOM**

**San Francisco Giants @ Atlanta Braves**  
Atlanta Stadium, Atlanta, GA

Mon Sep 26 1966, 7:05 PM EDT  
Att. 17,055 - Unknown

livebaseballscorecards.com

|            |           |
|------------|-----------|
| <b>AB</b>  | <b>34</b> |
| <b>R</b>   | <b>2</b>  |
| <b>H</b>   | <b>6</b>  |
| <b>RBI</b> | <b>2</b>  |
| <b>BB</b>  | <b>1</b>  |
| <b>SO</b>  | <b>11</b> |
| <b>LOB</b> | <b>11</b> |

**Braves**

| Batter   | 1   | 2                      | 3                        | 4                       | 5                        | 6                      | 7                        | 8                      | 9                        | AB R H RBI BB SO LOB   | TOP   |                         |                          |                        |                          |                        |                          |                        |  |   |
|--|---|------------------------|--------------------------|-------------------------|--------------------------|------------------------|--------------------------|------------------------|--------------------------|------------------------|---|-------------------------|--------------------------|------------------------|--------------------------|------------------------|--------------------------|------------------------|--|---|
| Tito Fuentes, S<br>OBP: 0.277, SLG: 0.356 (1, 6) X         | 0-0 F8  |                        | 0-0 F9                   |                         |                          | 0-0 HR BB 1B           | 0-0 SH5-3                | 0-0 2-H 1B             |                          | 4 1 2 0 0 0 1          | <b>San Francisco Giants @ Atlanta Braves</b><br>Atlanta Stadium, Atlanta, GA<br>Tue Sep 27 1966, 7:05 PM EDT<br>Att. 25,325 - Unknown |                         |                          |                        |                          |                        |                          |                        |  |   |
| Tom Haller, L<br>OBP: 0.323, SLG: 0.465 (1, 2) X           | 0-0 1-3   |                        | 0-0 FC4-6                |                         |                          | 4-0 HR BB              | 0-0 1B 2B                |                        | 0-0 L7                   | 4 2 1 1 1 0 1          |   |                         |                          |                        |                          |                        |                          |                        |  |   |
| Willie Mays, R<br>OBP: 0.374, SLG: 0.566 (1, 8) X          | 0-0 F9  |                        | 0-0 F9                   |                         |                          | 0-0 HR                 | 0-0 2B FC6-5 1B          |                        | 0-3 K                    | 5 1 2 4 0 1 1          |   |                         |                          |                        |                          |                        |                          |                        |  |   |
| Willie McCovey, L<br>OBP: 0.275, SLG: 0.585 (1, 3) B B B B |   | 4-0 2B BB              |                          | 0-0 F8                  |                          | 4-0 HBP BB             | 0-0 1-3 2B               |                        | 0-3 K                    | 3 1 1 0 2 1 0          |   |                         |                          |                        |                          |                        |                          |                        |  |   |
| Jim Ray Hart, R<br>OBP: 0.335, SLG: 0.503 (1, 5) X         |   | 0-0 E 2B               |                          | 0-3 K                   |                          | 0-0 F6                 | 0-0 FC6-5                |                        |                          | 4 0 1 1 0 1 3          |   |                         |                          |                        |                          |                        |                          |                        |  |   |
| Jesus Alou, R<br>OBP: 0.275, SLG: 0.307 (1, 9) X           |   | 0-0 F7                 |                          | 0-0 6-3                 |                          | 1-0 F6                 | 0-0 FC6-5                |                        |                          | 2 0 0 0 0 0 1          |   |                         |                          |                        |                          |                        |                          |                        |  |   |
| Ollie Brown, R<br>OBP: 0.296, SLG: 0.301 (7, PH) (7, 9) X  |   | 2-3                    |                          |                         |                          | 1-2 FC6-4 HBP          | 0-0 F9                   |                        |                          | 1 0 0 0 0 0 2          |   |                         |                          |                        |                          |                        |                          |                        |  |   |
| Len Gabrielson, L<br>OBP: 0.275, SLG: 0.293 (1, 7) X       |   | 4-0 G4-3 IBB           |                          |                         |                          | 0-0 4-3                | 0-0 F4                   |                        |                          | 3 0 1 0 1 0 2          |   |                         |                          |                        |                          |                        |                          |                        |  |   |
| Hal Lanier, R<br>OBP: 0.258, SLG: 0.292 (1, 4) X           |   | 0-0 G4-3               |                          |                         |                          | 0-0 F3                 | 0-0 FC6-4                |                        |                          | 4 0 0 0 0 0 5          |   |                         |                          |                        |                          |                        |                          |                        |  |   |
| Ray Sadecki, L<br>OBP: 0.357, SLG: 0.634 (1, 1) X          |   |                        | 0-0 FC4-6 1B             |                         |                          | 0-0 F8                 |                          |                        |                          | 1 0 1 0 0 0 0          |   |                         |                          |                        |                          |                        |                          |                        |  |   |
| Lindy McDaniel, R<br>OBP: 0.100, SLG: 0.100 (4, 1) X       |   |                        |                          |                         |                          |                        | 0-0 SH5-3 BLK 2B 1B      |                        |                          | 2 1 1 0 0 0 0          |   |                         |                          |                        |                          |                        |                          |                        |  |   |
| <b>Inning Stats</b>  | R: 0 H: 0 E: 0 K: 0 S: 3                              | H: 0 LOB: 0 BB: 0 P: 3 | R: 1 H: 1 E: 1 K: 0 S: 3 | H: 1 LOB: 1 BB: 2 P: 11 | R: 0 H: 1 E: 0 K: 0 S: 4 | H: 1 LOB: 1 BB: 0 P: 4 | R: 0 H: 0 E: 0 K: 1 S: 5 | H: 0 LOB: 0 BB: 2 P: 5 | R: 0 H: 0 E: 0 K: 0 S: 3 | H: 0 LOB: 0 BB: 0 P: 3 | R: 3 H: 2 E: 0 K: 0 S: 5  | H: 2 LOB: 2 BB: 2 P: 14 | R: 2 H: 4 E: 0 K: 0 S: 7 | H: 4 LOB: 2 BB: 0 P: 7 | R: 0 H: 2 E: 0 K: 0 S: 4 | H: 2 LOB: 2 BB: 0 P: 4 | R: 0 H: 0 E: 0 K: 2 S: 7 | H: 0 LOB: 0 BB: 0 P: 7 | 1B: 6 SF: 0<br>2B: 3 SAC: 2<br>3B: 0 DP: 1<br>HR: 1 HBP: 1 | WP: 0 PA: 40<br>PB: 0<br>SB: 0<br>CS: 0 |
| <b>PITCHER</b>   | IP WLS BF H R ER SO BB IBB HBP BLK WP HR S P ERA WHIP |                        |                          |                         |                          |                        |                          |                        |                          |                        |   |                         |                          |                        |                          |                        |                          |                        |  |   |
| Pat Jarvis, R<br>ERA: 2.31 (1, 1)                          | 5.0 L 22 4 4 4 1 3 1 0 0 0 0 1 20 36 7.20 1.400       |                        |                          |                         |                          |                        |                          |                        |                          |                        |   |                         |                          |                        |                          |                        |                          |                        |  |   |
| Clay Carroll, R<br>ERA: 2.35 (6, 1)                        | 1.1 9 4 2 2 0 0 0 1 1 0 0 8 9 13.50 3.000             |                        |                          |                         |                          |                        |                          |                        |                          |                        |   |                         |                          |                        |                          |                        |                          |                        |  |   |
| Ted Abernathy, R<br>ERA: 4.63 (7, 1)                       | 1.2 6 2 0 0 0 0 0 0 0 0 0 6 6 0.00 1.200              |                        |                          |                         |                          |                        |                          |                        |                          |                        |   |                         |                          |                        |                          |                        |                          |                        |  |   |
| Jay Ritchie, R<br>ERA: 2.67 (9, 1)                         | 1.0 3 0 0 0 0 2 0 0 0 0 0 0 7 7 0.00 0.000            |                        |                          |                         |                          |                        |                          |                        |                          |                        |   |                         |                          |                        |                          |                        |                          |                        |  |   |

livebaseballscorecards.com

|            |    |
|------------|----|
| <b>AB</b>  | 33 |
| <b>R</b>   | 6  |
| <b>H</b>   | 10 |
| <b>RBI</b> | 6  |
| <b>BB</b>  | 4  |
| <b>SO</b>  | 3  |
| <b>LOB</b> | 16 |



| Batter   | 1               | 2                            | 3               | 4                              | 5               | 6               | 7               | 8                     | 9               | AB | R | H | RBI | BB | SO | LOB |
|--|-----------------|------------------------------|-----------------|--------------------------------|-----------------|-----------------|-----------------|-----------------------|-----------------|----|---|---|-----|----|----|-----|
| Felipe Alou, R<br>OBP: 0.364, SLG: 0.538<br>(1, 3)         | 0-0<br>6-3<br>① |                              |                 | 0-0<br>1B<br>HR<br>1B          | 0-3<br>K<br>③   |                 |                 | 0-0<br>F8<br>②        |                 | 4  | 1 | 1 | 0   | 0  | 1  | 0   |
| Eddie Mathews, L<br>OBP: 0.341, SLG: 0.419<br>(1, 5)       | 0-0<br>F9<br>②  |                              |                 | 0-0<br>1-3<br>HR<br>1B         |                 | 0-0<br>4-1<br>① |                 | 4-0<br>BB<br>BB<br>BB |                 | 3  | 1 | 1 | 0   | 1  | 0  | 0   |
| Hank Aaron, R<br>OBP: 0.357, SLG: 0.539<br>(1, 9)          | 0-0<br>5-3<br>③ |                              |                 | 0-0<br>1-H<br>3-H<br>HR        |                 | 4-0<br>E<br>BB  |                 | 0-0<br>F6<br>③        |                 | 3  | 1 | 1 | 3   | 1  | 0  | 1   |
| Rico Carty, R<br>OBP: 0.391, SLG: 0.467<br>(1, 2)          |                 | 0-0<br>L4-3<br>1B            |                 | 0-0<br>S<br>1B                 |                 | 0-0<br>4-3<br>② |                 |                       | 0-0<br>5-3<br>① | 4  | 0 | 2 | 0   | 0  | 0  | 1   |
| Denis Menke, R<br>OBP: 0.359, SLG: 0.419<br>(1, 6)         |                 | 0-0<br>F3<br>①               |                 | 0-3<br>K<br>1-2                |                 | 0-0<br>F2<br>③  |                 |                       | 0-0<br>1B       | 4  | 0 | 1 | 0   | 0  | 1  | 3   |
| Mack Jones, L<br>OBP: 0.333, SLG: 0.456<br>(1, 8)          |                 | 0-0<br>L4-3<br>②<br>③<br>1-2 |                 | 4-0<br>L6-4-3<br>IBB           |                 |                 | 0-0<br>6-3<br>① |                       | 0-0<br>F8<br>②  | 3  | 0 | 0 | 0   | 1  | 0  | 2   |
| Bill Robinson, R<br>OBP: 0.143, SLG: 0.143<br>(1, 7)       |                 |                              | 0-0<br>6-3<br>① | 0-0<br>L6-4-3<br>②<br>③<br>1-2 |                 |                 | 0-0<br>F9<br>②  |                       | 0-0<br>L8<br>③  | 1  | 0 | 0 | 0   | 0  | 0  | 0   |
| Ty Cline, L<br>OBP: 0.350, SLG: 0.307<br>(4, PH)<br>(5, 7) |                 |                              |                 |                                |                 |                 |                 |                       |                 | 3  | 0 | 0 | 0   | 0  | 0  | 3   |
| Felix Millan, R<br>OBP: 0.289, SLG: 0.330<br>(1, 4)        |                 |                              | 0-0<br>6-3<br>② |                                | 0-0<br>5-3<br>① |                 |                 |                       |                 | 3  | 0 | 0 | 0   | 0  | 0  | 0   |
| Pat Jarvis, R<br>(1, 1)                                    |                 |                              | 0-3<br>K<br>③   |                                | 0-3<br>K<br>②   |                 |                 |                       |                 | 2  | 0 | 0 | 0   | 0  | 2  | 0   |
| Clay Carroll, R<br>OBP: 0.100, SLG: 0.100<br>(6, 1)        |                 |                              |                 |                                |                 |                 |                 |                       |                 | 0  | 0 | 0 | 0   | 0  | 0  | 0   |
| Ted Abernathy, R<br>OBP: 0.231, SLG: 0.167<br>(7, 1)       |                 |                              |                 |                                |                 |                 |                 |                       |                 | 0  | 0 | 0 | 0   | 0  | 0  | 0   |
| George Kopacz, L<br>(8, PH)                                |                 |                              |                 |                                |                 |                 |                 |                       |                 | 1  | 0 | 0 | 0   | 0  | 1  | 0   |
| Jay Ritchie, R<br>OBP: 0.500, SLG: 0.500<br>(9, 1)         |                 |                              |                 |                                |                 |                 |                 |                       |                 | 0  | 0 | 0 | 0   | 0  | 0  | 0   |

| Inning Stats | R: 0 | H: 0 | E: 0 | K: 0 | S: 3 | R: 0 | H: 1 | E: 0 | K: 0 | S: 3 | R: 0 | H: 0 | E: 0 | K: 1 | S: 5 | R: 3 | H: 4 | E: 0 | K: 1 | S: 8 | R: 0 | H: 0 | E: 0 | K: 2 | S: 7 | R: 0 | H: 0 | E: 1 | K: 0 | S: 3 | R: 0 | H: 0 | E: 0 | K: 0 | S: 5 | R: 0 | H: 0 | E: 0 | K: 1 | S: 5 | R: 0 | H: 1 | E: 0 | K: 0 | S: 4 | R: 0 | H: 1 | E: 0 | K: 0 | S: 4 | 1B: 5 | SF: 0 | 2B: 1 | SAC: 0 | 3B: 0 | DP: 2 | HR: 1 | HBP: 0 | WP: 0 | PA: 34 |
|--------------|------|------|------|------|------|------|------|------|------|------|------|------|------|------|------|------|------|------|------|------|------|------|------|------|------|------|------|------|------|------|------|------|------|------|------|------|------|------|------|------|------|------|------|------|------|------|------|------|------|------|-------|-------|-------|--------|-------|-------|-------|--------|-------|--------|
|--------------|------|------|------|------|------|------|------|------|------|------|------|------|------|------|------|------|------|------|------|------|------|------|------|------|------|------|------|------|------|------|------|------|------|------|------|------|------|------|------|------|------|------|------|------|------|------|------|------|------|------|-------|-------|-------|--------|-------|-------|-------|--------|-------|--------|

| PITCHER                                  | IP  | WLS | BF | H | R | ER | SO | BB | IBB | HBP | BLK | WP | HR | S  | P  | ERA  | WHIP  |
|--|-----|-----|----|---|---|----|----|----|-----|-----|-----|----|----|----|----|------|-------|
| Ray Sadecki, L<br>ERA: 4.8<br>(1, 1)     | 3.0 |     | 13 | 5 | 3 | 3  | 1  | 0  | 0   | 0   | 0   | 0  | 1  | 15 | 15 | 9.00 | 1.667 |
| Lindy McDaniel, R<br>ERA: 2.75<br>(4, 1) | 6.0 | W   | 21 | 1 | 0 | 0  | 4  | 2  | 1   | 0   | 0   | 0  | 0  | 26 | 38 | 0.00 | 0.500 |

**BOTTOM**

**San Francisco Giants @ Atlanta Braves**  
Atlanta Stadium, Atlanta, GA

Tue Sep 27 1966, 7:05 PM EDT  
Att. 25,325 - Unknown

|     |    |
|-----|----|
| AB  | 31 |
| R   | 3  |
| H   | 6  |
| RBI | 3  |
| BB  | 3  |
| SO  | 5  |
| LOB | 10 |

livebaseballscorecards.com



| Batter  | 1  | 2  | 3   | 4   | 5   | 6   | 7   | 8  | 9   | AB R H RBI BB SO LOB  | TOP   |    |    |   |   |   |    |     |   |    |   |    |   |     |    |
|---|--|--|---|---|---|---|---|--|---|---|---|----|----|---|---|---|----|-----|---|----|---|----|---|-----|----|
| Tito Fuentes, S (1, 6)<br>OBP: 0.278, SLG: 0.362  | 0-0<br>4-3   |  | 0-0<br>4-3  |   | 0-0<br>HR   |   | 0-3<br>K  |  | 0-0<br>SH1-3<br>1B  | 5 2 2 2 0 1 0   | <p><b>San Francisco Giants @ Atlanta Braves</b><br/>Atlanta Stadium, Atlanta, GA</p> <p>Wed Sep 28 1966, 3:33 AM EDT<br/>Att: 23,148 - Unknown</p> <p>livebaseballscorecards.com</p> <table border="1"> <tr><td>AB</td><td>37</td></tr> <tr><td>R</td><td>5</td></tr> <tr><td>H</td><td>12</td></tr> <tr><td>RBI</td><td>5</td></tr> <tr><td>BB</td><td>3</td></tr> <tr><td>SO</td><td>6</td></tr> <tr><td>LOB</td><td>22</td></tr> </table> <p><b>GIANTS</b></p> | AB | 37 | R | 5 | H | 12 | RBI | 5 | BB | 3 | SO | 6 | LOB | 22 |
| AB  | 37   |  |   |   |   |   |   |  |   |   |   |    |    |   |   |   |    |     |   |    |   |    |   |     |    |
| R   | 5  |  |   |   |   |   |   |  |   |   |   |    |    |   |   |   |    |     |   |    |   |    |   |     |    |
| H   | 12   |  |   |   |   |   |   |  |   |   |   |    |    |   |   |   |    |     |   |    |   |    |   |     |    |
| RBI   | 5  |  |   |   |   |   |   |  |   |   |   |    |    |   |   |   |    |     |   |    |   |    |   |     |    |
| BB  | 3  |  |   |   |   |   |   |  |   |   |   |    |    |   |   |   |    |     |   |    |   |    |   |     |    |
| SO  | 6  |  |   |   |   |   |   |  |   |   |   |    |    |   |   |   |    |     |   |    |   |    |   |     |    |
| LOB   | 22   |  |   |   |   |   |   |  |   |   |   |    |    |   |   |   |    |     |   |    |   |    |   |     |    |
| Tom Haller, L (1, 2)<br>OBP: 0.320, SLG: 0.461  | 0-0<br>F6  |  | 0-0<br>F8   |   | 0-0<br>G3   |   | 0-3<br>K  |  | 0-0<br>SH1-3  | 4 0 0 0 0 1 0   |   |    |    |   |   |   |    |     |   |    |   |    |   |     |    |
| Willie Mays, R (1, 8)<br>OBP: 0.371, SLG: 0.561   | 0-0<br>F3  |  |   | 0-3<br>K  | 0-0<br>4-3  |   | 0-0<br>6-3  |  | 0-0<br>5-3  | 5 0 0 0 0 1 1   |   |    |    |   |   |   |    |     |   |    |   |    |   |     |    |
| Willie McCovey, L (1, 3)<br>OBP: 0.394, SLG: 0.586<br>Don Mason, L (9, PR)<br>OBP: 0.120, SLG: 0.240<br>Bob Burda, L (9, 3)<br>OBP: 0.196, SLG: 0.233 |  | 4-0<br>F8 1B<br>1B BB  |   | 0-0<br>4-3  |   | 4-0<br>1B 1B<br>BB  |   | 0-0<br>3B 1B   | 0-0<br>2-H 1B   | 3 2 2 1 2 0 0<br>0 0 0 0 0 0 0<br>0 0 0 0 0 0 0                         |   |    |    |   |   |   |    |     |   |    |   |    |   |     |    |
| Jim Ray Hart, R (1, 5)<br>OBP: 0.339, SLG: 0.509  |  | 0-0<br>1B<br>1-2 1B  |   | 0-0<br>1B<br>1B   |   | 0-0<br>1B<br>1-2 1B   |   | 0-0<br>1B<br>1-H 3B  | 0-0<br>F3   | 5 0 4 1 0 0 1   |   |    |    |   |   |   |    |     |   |    |   |    |   |     |    |
| Len Gabrielson, L (1, 7)<br>OBP: 0.278, SLG: 0.297  |  | 0-0<br>F8<br>2-3   |   | 0-0<br>FC6-4<br>1B  |   | 0-0<br>1B<br>1-2 2-3  |   | 0-0<br>4-3   |   | 4 0 2 0 0 0 3   |   |    |    |   |   |   |    |     |   |    |   |    |   |     |    |
| Ollie Brown, R (1, 9)<br>OBP: 0.298, SLG: 0.301   |  | 0-0<br>G6-4-3<br>1B<br>1-2 3-H   |   | 0-0<br>FC6-4<br>1-2   |   | 0-0<br>P3   |   | 4-0<br>IBB   |   | 3 0 1 1 1 0 5   |   |    |    |   |   |   |    |     |   |    |   |    |   |     |    |
| Hal Lanier, R (1, 4)<br>OBP: 0.256, SLG: 0.290<br>Jim Davenport, R (8, PH)<br>OBP: 0.298, SLG: 0.370  |  | 0-0<br>G6-4-3<br>1-2   |   |   | 0-3<br>K  | 0-0<br>P4   |   | 0-3<br>K   |   | 3 0 0 0 0 1 5<br>1 0 0 0 0 1 2  |   |    |    |   |   |   |    |     |   |    |   |    |   |     |    |
| Gaylord Perry, R (1, 1)<br>OBP: 0.200, SLG: 0.202   |  |  | 0-3<br>K  |   | 0-0<br>HR<br>1B   | 0-0<br>1-3  |   | 0-0<br>F9  |   | 4 1 1 0 0 1 5   |   |    |    |   |   |   |    |     |   |    |   |    |   |     |    |
| <b>Inning Stats</b>   | R: 0<br>E: 0<br>K: 0<br>S: 3<br>H: 0<br>LOB: 0<br>BB: 0<br>P: 3  | R: 1<br>E: 0<br>K: 0<br>S: 4<br>H: 2<br>LOB: 1<br>BB: 1<br>P: 8  | R: 0<br>E: 0<br>K: 1<br>S: 5<br>H: 0<br>LOB: 0<br>BB: 0<br>P: 5         | R: 0<br>E: 0<br>K: 1<br>S: 7<br>H: 2<br>LOB: 2<br>BB: 0<br>P: 7 | R: 2<br>E: 0<br>K: 1<br>S: 7<br>H: 2<br>LOB: 0<br>BB: 0<br>P: 7 | R: 0<br>E: 0<br>K: 0<br>S: 5<br>H: 2<br>LOB: 3<br>BB: 1<br>P: 9 | R: 0<br>E: 0<br>K: 2<br>S: 7<br>H: 0<br>LOB: 0<br>BB: 0<br>P: 7 | R: 1<br>E: 0<br>K: 1<br>S: 7<br>H: 2<br>LOB: 2<br>BB: 1<br>P: 11 | R: 1<br>E: 0<br>K: 0<br>S: 5<br>H: 2<br>LOB: 1<br>BB: 0<br>P: 5 | 1B: 10<br>2B: 0<br>3B: 1<br>HR: 1<br>SF: 0<br>SAC: 1<br>DP: 1<br>HBP: 0 | WP: 0<br>PB: 0<br>SB: 0<br>CS: 0<br>PA: 41  |    |    |   |   |   |    |     |   |    |   |    |   |     |    |
| <b>PITCHER</b><br>Tony Cloninger, R (1, 1)<br>ERA: 4.16<br>Clay Carroll, R (8, 1)<br>ERA: 2.38  | IP<br>7.0<br>WLS<br>L<br>BF<br>31<br>H<br>9<br>R<br>4<br>ER<br>4<br>SO<br>5<br>BB<br>2<br>IBB<br>0<br>HBP<br>0<br>BLK<br>0<br>WP<br>0<br>HR<br>1<br>S<br>39<br>P<br>47<br>ERA<br>5.14<br>WHIP<br>1.571 | IP<br>2.0<br>WLS<br>L<br>BF<br>10<br>H<br>3<br>R<br>1<br>ER<br>1<br>SO<br>1<br>BB<br>0<br>IBB<br>1<br>HBP<br>0<br>BLK<br>0<br>WP<br>0<br>HR<br>0<br>S<br>11<br>P<br>15<br>ERA<br>4.50<br>WHIP<br>1.500 | <b>PITCHER</b><br>IP WLS BF H R ER SO BB IBB HBP BLK WP HR S P ERA WHIP |   |   |   |   |  |   |   |   |    |    |   |   |   |    |     |   |    |   |    |   |     |    |

| Batter  | 1                | 2                | 3          | 4         | 5          | 6          | 7                | 8               | 9           | AB R H RBI BB SO LOB |
|---|------------------|------------------|------------|-----------|------------|------------|------------------|-----------------|-------------|----------------------|
| <b>Felipe Alou, R</b><br>OBP: 0.362, SLG: 0.534 (1, 3)    | 0-0<br>6-3       |                  | 0-0<br>6-3 |           | 0-0<br>6-3 |            | 0-0<br>F9        |                 |             | 4 0 0 0 0 0 2        |
| <b>Eddie Mathews, L</b><br>OBP: 0.341, SLG: 0.416 (1, 5)  | 0-0<br>F7        |                  | 0-0<br>F6  |           |            | 4-0<br>BB  |                  | 0-0<br>F5       |             | 3 0 0 0 1 0 0        |
| <b>Hank Aaron, R</b><br>OBP: 0.356, SLG: 0.537 (1, 9)     | 0-0<br>PB<br>1B  |                  | 0-0<br>F6  |           |            | 0-3<br>K   |                  | 0-3<br>K        |             | 4 0 1 0 0 2 1        |
| <b>Rico Carty, R</b><br>OBP: 0.390, SLG: 0.471 (1, 2)     | 0-0<br>F7<br>1-2 |                  |            | 0-0<br>HR |            | 0-0<br>F3  |                  | 0-3<br>K        |             | 4 1 1 1 0 1 2        |
| <b>Mack Jones, L</b><br>OBP: 0.332, SLG: 0.462 (1, 8)     |                  | 0-0<br>HR        |            | 0-3<br>K  |            | 0-0<br>1-3 |                  | 0-0<br>5-3      |             | 4 1 1 1 0 1 1        |
| <b>Ty Cline, L</b><br>OBP: 0.345, SLG: 0.304 (1, 7)       |                  | 0-0<br>CS<br>1B  |            | 0-0<br>L8 |            |            | 0-0<br>L8        |                 | 0-0<br>L5-3 | 4 0 1 0 0 0 0        |
| <b>Denis Menke, R</b><br>OBP: 0.358, SLG: 0.417 (1, 6)    |                  | 0-0<br>F8<br>1-2 |            | 0-0<br>1B |            |            | 0-0<br>F7        |                 | 0-0<br>F8   | 4 0 1 0 0 0 1        |
| <b>Woody Woodward, R</b><br>OBP: 0.322, SLG: 0.326 (1, 4) |                  | 0-0<br>1B        |            |           |            | 0-0<br>F7  |                  | 0-0<br>1B<br>1B |             | 3 0 2 0 0 0 0        |
| <b>Tony Cloninger, R</b><br>OBP: 0.261, SLG: 0.414 (1, 1) |                  | 0-0<br>1-3       |            |           |            | 0-0<br>6-3 |                  |                 |             | 3 0 1 0 0 0 1        |
| <b>Clay Carroll, R</b><br>OBP: 0.100, SLG: 0.100 (8, 1)   |                  |                  |            |           |            |            | 0-0<br>1-3<br>1B |                 |             | 0 0 0 0 0 0 0        |

| Inning Stats  | R: 0 | H: 1 | E: 0 | K: 0 | S: 4 | H: 3 | LOB: 1 | BB: 0 | P: 4 | R: 1 | H: 3 | E: 0 | K: 0 | S: 5 | R: 0 | H: 0 | E: 0 | K: 0 | S: 3 | R: 1 | H: 2 | E: 0 | K: 1 | S: 6 | R: 0 | H: 0 | E: 0 | K: 0 | S: 3 | R: 0 | H: 0 | E: 0 | K: 1 | S: 5 | R: 0 | H: 2 | E: 0 | K: 0 | S: 5 | R: 0 | H: 0 | E: 0 | K: 2 | S: 7 | R: 0 | H: 0 | E: 0 | K: 0 | S: 3 | R: 0 | H: 0 | E: 0 | K: 0 | S: 3 | 1B: 6 | SF: 0 | 2B: 0 | SAC: 0 | 3B: 0 | DP: 0 | HR: 2 | HBP: 0 | WP: 0 | PA: 34 |
|---|------|------|------|------|------|------|--------|-------|------|------|------|------|------|------|------|------|------|------|------|------|------|------|------|------|------|------|------|------|------|------|------|------|------|------|------|------|------|------|------|------|------|------|------|------|------|------|------|------|------|------|------|------|------|------|-------|-------|-------|--------|-------|-------|-------|--------|-------|--------|
| <b>PITCHER</b><br><b>Gaylord Perry, R</b><br>ERA: 2.97 (1, 1) | IP   | WLS  | BF   | H    | R    | ER   | SO     | BB    | IBB  | HBP  | BLK  | WP   | HR   | S    | P    | ERA  | WHIP |      |      |      |      |      |      |      |      |      |      |      |      |      |      |      |      |      |      |      |      |      |      |      |      |      |      |      |      |      |      |      |      |      |      |      |      |      |       |       |       |        |       |       |       |        |       |        |

**BOTTOM**

**San Francisco Giants @ Atlanta Braves**  
Atlanta Stadium, Atlanta, GA

Wed Sep 28 1966, 3:33 AM EDT  
Att. 23,148 - Unknown

livebaseballscorecards.com

**AB 33**  
**R 2**  
**H 8**  
**RBI 2**  
**BB 1**  
**SO 4**  
**LOB 8**



| Batter   | 1                            | 2                               | 3                            | 4                               | 5                            | 6                               | 7                            | 8                               | 9                            | AB R H RBI BB SO LOB                            | TOP   |                                 |                              |                                 |                              |                                  |                              |                                 |                                  |                                    |                                  |        |  |  |  |  |  |
|--|------------------------------|---------------------------------|------------------------------|---------------------------------|------------------------------|---------------------------------|------------------------------|---------------------------------|------------------------------|---|---|---------------------------------|------------------------------|---------------------------------|------------------------------|----------------------------------|------------------------------|---------------------------------|----------------------------------|------------------------------------|----------------------------------|--------|--|--|--|--|--|
| Tito Fuentes, S<br>OBP: 0.278, SLG: 0.362<br>(1, 6)  | 0-3<br>K                     |                                 | 0-3<br>K                     |                                 | 0-0<br>SH5-4                 |                                 | 0-0<br>FC6-4<br>1B           | 0-0<br>F9                       |                              | 4 0 1 0 0 2 2                                   |   |                                 |                              |                                 |                              |                                  |                              |                                 |                                  |                                    |                                  |        |  |  |  |  |  |
| Jesus Alou, R<br>OBP: 0.273, SLG: 0.304<br>Willie McCovey, L<br>OBP: 0.393, SLG: 0.584<br>(1, 7)<br>(7, PH)<br>(7, 3)  | 0-0<br>F4                    |                                 |                              | 0-0<br>1-3                      | 0-0<br>FC4                   |                                 | 0-0<br>F9                    |                                 | 0-0<br>F7                    | 3 0 0 0 0 0 2<br>2 0 0 0 0 0 2                  |   |                                 |                              |                                 |                              |                                  |                              |                                 |                                  |                                    |                                  |        |  |  |  |  |  |
| Willie Mays, R<br>OBP: 0.370, SLG: 0.557<br>(1, 8)   | 4-0<br>BB                    |                                 |                              | 0-0<br>F2                       | 0-0<br>FC6-4                 |                                 | 0-0<br>FC6-4                 |                                 | 0-0<br>F4                    | 4 0 0 0 1 0 4                                   |   |                                 |                              |                                 |                              |                                  |                              |                                 |                                  |                                    |                                  |        |  |  |  |  |  |
| Jim Ray Hart, R<br>OBP: 0.341, SLG: 0.512<br>(1, 5)  | 0-0<br>F9                    |                                 |                              | 0-0<br>1B<br>3B                 |                              | 0-0<br>6-3                      |                              | 4-0<br>SH3-4<br>2B              | 0-0<br>1B                    | 4 2 2 0 1 0 1                                   |   |                                 |                              |                                 |                              |                                  |                              |                                 |                                  |                                    |                                  |        |  |  |  |  |  |
| Jack Hiatt, R<br>OBP: 0.417, SLG: 0.429<br>Len Gabrielson, L<br>OBP: 0.278, SLG: 0.297<br>Frank Johnson, R<br>OBP: 0.265, SLG: 0.219<br>(1, 3)<br>(7, 7)<br>(8, 7) |                              | 0-0<br>F6                       |                              | 0-0<br>HR<br>1B                 |                              | 0-0<br>FC5-4<br>1B              |                              | 0-0<br>SH3-4                    | 0-0<br>1B                    | 3 1 2 1 0 0 0<br>0 0 0 0 0 0 0<br>1 0 1 0 0 0 0 |   |                                 |                              |                                 |                              |                                  |                              |                                 |                                  |                                    |                                  |        |  |  |  |  |  |
| Ollie Brown, R<br>OBP: 0.299, SLG: 0.315<br>(1, 9)   |                              | 0-0<br>F4                       |                              | 0-0<br>HR<br>1B                 |                              | 0-0<br>F8                       |                              | 0-0<br>1B<br>2B                 | 0-3<br>K                     | 5 2 2 3 0 1 3                                   |   |                                 |                              |                                 |                              |                                  |                              |                                 |                                  |                                    |                                  |        |  |  |  |  |  |
| Bob Barton, R<br>OBP: 0.202, SLG: 0.213<br>Tom Haller, L<br>OBP: 0.321, SLG: 0.461<br>(1, 2)<br>(8, PH)<br>(8, 2)  |                              | 0-0<br>F4                       |                              | 0-0<br>F8                       |                              | 0-0<br>FC5-4                    |                              | 4-0<br>1B<br>IBB                |                              | 3 0 0 0 0 0 1<br>0 0 0 0 1 0 0                  | AB 36<br>R 5<br>H 11<br>RBI 5<br>BB 4<br>SO 6<br>LOB 17 |                                 |                              |                                 |                              |                                  |                              |                                 |                                  |                                    |                                  |        |  |  |  |  |  |
| Hal Lanier, R<br>OBP: 0.257, SLG: 0.291<br>Jim Davenport, R<br>OBP: 0.300, SLG: 0.371<br>(1, 4)<br>(7, PH)<br>(7, 4)   |                              |                                 | 0-3<br>K                     |                                 | 0-0<br>SH5-4<br>BB<br>1B     |                                 | 0-0<br>F3                    | 0-0<br>1B                       |                              | 2 0 1 0 0 1 0<br>2 0 1 1 0 0 0                  |   |                                 |                              |                                 |                              |                                  |                              |                                 |                                  |                                    |                                  |        |  |  |  |  |  |
| Juan Marichal, R<br>OBP: 0.263, SLG: 0.321<br>(1, 1)   |                              |                                 | 0-3<br>K                     |                                 | 4-0<br>FC4<br>SH5-4<br>BB    |                                 | 0-0<br>1B                    | 0-3<br>K                        |                              | 3 0 1 0 1 2 2                                   |   |                                 |                              |                                 |                              |                                  |                              |                                 |                                  |                                    |                                  |        |  |  |  |  |  |
| Inning Stats   | R: 0<br>E: 0<br>K: 1<br>S: 5 | H: 0<br>LOB: 1<br>BB: 1<br>P: 9 | R: 0<br>E: 0<br>K: 0<br>S: 3 | H: 0<br>LOB: 0<br>BB: 0<br>P: 3 | R: 0<br>E: 0<br>K: 3<br>S: 9 | H: 0<br>LOB: 0<br>BB: 0<br>P: 9 | R: 3<br>E: 0<br>K: 0<br>S: 6 | H: 3<br>LOB: 0<br>BB: 0<br>P: 6 | R: 0<br>E: 0<br>K: 0<br>S: 4 | H: 1<br>LOB: 2<br>BB: 1<br>P: 8                 | R: 0<br>E: 0<br>K: 0<br>S: 4                            | H: 1<br>LOB: 1<br>BB: 0<br>P: 4 | R: 0<br>E: 0<br>K: 0<br>S: 5 | H: 2<br>LOB: 2<br>BB: 0<br>P: 5 | R: 2<br>E: 0<br>K: 1<br>S: 7 | H: 2<br>LOB: 2<br>BB: 2<br>P: 15 | R: 0<br>E: 0<br>K: 1<br>S: 7 | H: 2<br>LOB: 2<br>BB: 0<br>P: 7 | 1B: 8<br>2B: 1<br>3B: 1<br>HR: 1 | SF: 0<br>SAC: 2<br>DP: 0<br>HBP: 0 | WP: 0<br>PB: 0<br>SB: 0<br>CS: 0 | PA: 42 |  |  |  |  |  |
| PITCHER  | IP                           | WLS                             | BF                           | H                               | R                            | ER                              | SO                           | BB                              | IBB                          | HBP   | BLK   | WP                              | HR                           | S                               | P                            | ERA                              | WHIP                         |                                 |                                  |                                    |                                  |        |  |  |  |  |  |
| Woodie Fryman, L<br>ERA: 3.81<br>(1, 1)  | 4.0                          |                                 | 18                           | 4                               | 3                            | 3                               | 4                            | 2                               | 0                            | 0   | 0   | 0                               | 1                            | 24                              | 32                           | 6.75                             | 1.500                        |                                 |                                  |                                    |                                  |        |  |  |  |  |  |
| Steve Blass, R<br>ERA: 3.69<br>(5, 1)  | 1.0                          |                                 | 3                            | 0                               | 0                            | 0                               | 0                            | 0                               | 0                            | 0   | 0   | 0                               | 0                            | 3                               | 3                            | 0.00                             | 0.000                        |                                 |                                  |                                    |                                  |        |  |  |  |  |  |
| Billy O'Dell, L<br>ERA: 2.64<br>(6, 1)   | 1.1                          |                                 | 6                            | 2                               | 0                            | 0                               | 0                            | 0                               | 0                            | 0   | 0   | 0                               | 0                            | 6                               | 6                            | 0.00                             | 1.500                        |                                 |                                  |                                    |                                  |        |  |  |  |  |  |
| Pete Mikkelsen, R<br>ERA: 3.07<br>(7, 1)   | 1.0                          | L                               | 8                            | 3                               | 2                            | 2                               | 0                            | 1                               | 1                            | 0   | 0   | 0                               | 0                            | 6                               | 14                           | 18.00                            | 4.000                        |                                 |                                  |                                    |                                  |        |  |  |  |  |  |
| Vern Law, R<br>ERA: 4.05<br>(8, 1)   | 1.2                          |                                 | 7                            | 2                               | 0                            | 0                               | 2                            | 0                               | 0                            | 0   | 0   | 0                               | 0                            | 11                              | 11                           | 0.00                             | 1.200                        |                                 |                                  |                                    |                                  |        |  |  |  |  |  |

San Francisco Giants @ Pittsburgh Pirates  
Forbes Field, Pittsburgh, PA  
Sat Oct 01 1966, 3:33 AM EDT  
Unknown

livebaseballscorecards.com





| Batter   | 1      | 2       | 3               | 4               | 5              | 6          | 7 | 8          | 9             | AB | R | H | RBI | BB | SO | LOB |
|--|--------|---------|-----------------|-----------------|----------------|------------|---|------------|---------------|----|---|---|-----|----|----|-----|
| Matty Alou, L (1, 8)<br>OBP: 0.372, SLG: 0.421       | 0-0 F7 |         | 0-0 E3          |                 | 0-0 1B 2B 1B   | 0-0 3-4-1  |   |            | 0-0 F7        | 5  | 1 | 1 | 0   | 0  | 0  | 1   |
| Gene Alley, R (1, 6)<br>OBP: 0.333, SLG: 0.419       | 0-0 F6 |         | 0-0 G4-6-3 1B   |                 | 0-0 F4         |            |   | 0-0 F4     | 0-0 F9        | 5  | 0 | 1 | 0   | 0  | 0  | 1   |
| Manny Mota, R (1, 7)<br>OBP: 0.384, SLG: 0.478       | 0-0 F7 |         | 0-0 G4-6-3 1-2f |                 | 0-0 2B 1B 1B   |            |   | 0-3 K      |               | 4  | 1 | 1 | 0   | 0  | 1  | 2   |
| Roberto Clemente, R (1, 9)<br>OBP: 0.363, SLG: 0.543 |        | 0-0 HR  |                 | 0-0 G5-4-3 1B   | 0-0 1-3 1B 2B  |            |   | 4-0 CS BB  |               | 3  | 2 | 3 | 2   | 1  | 0  | 0   |
| Donn Clendenon, R (1, 3)<br>OBP: 0.360, SLG: 0.521   |        | 0-0 F8  |                 | 0-0 G5-4-3 1-2f | 0-0 2-H 3-H 1B |            |   | 0-0 CS 1-2 | 0-0 5-3 1B 1B | 4  | 0 | 2 | 2   | 0  | 0  | 1   |
| Bill Mazerowski, R (1, 4)<br>OBP: 0.296, SLG: 0.397  |        | 0-0 6-3 |                 | 0-0 1B 1B       | 0-0 1B K       |            |   |            | 0-0 F5        | 4  | 0 | 1 | 0   | 0  | 1  | 2   |
| Bob Bailey, R (1, 5)<br>OBP: 0.365, SLG: 0.455       |        | 0-0     |                 | 0-0             |                | 0-0 G3 2B  |   |            | 0-0 5-3       | 3  | 0 | 3 | 0   | 0  | 0  | 0   |
| Jose Pagan, R (7, 5)<br>OBP: 0.294, SLG: 0.372       |        | 0-0     |                 | 0-0             |                |            |   |            | 1-2           | 0  | 0 | 0 | 0   | 0  | 0  | 0   |
| Willie Stargell, L (8, PH)<br>OBP: 0.381, SLG: 0.581 |        | 0-0 1B  |                 | 0-0 1B          |                |            |   |            |               | 1  | 0 | 0 | 0   | 0  | 0  | 1   |
| Gene Michael, S (9, 5)<br>OBP: 0.152, SLG: 0.273     |        | 0-0     |                 | 0-0             |                |            |   |            |               | 0  | 0 | 0 | 0   | 0  | 0  | 0   |
| Jesse Gonder, L (1, 2)<br>OBP: 0.278, SLG: 0.376     |        | 0-0 F4  |                 | 0-0 1-3         |                | 0-0 G3 2-3 |   |            | 0-0 2-H 1B    | 4  | 0 | 1 | 0   | 0  | 0  | 4   |
| Woody Fryman, R (1, 1)<br>OBP: 0.186, SLG: 0.159     |        |         | 0-0 6-3         |                 | 0-3 K          | 0-0 F2     |   |            | 0-0 F6        | 1  | 0 | 0 | 0   | 0  | 0  | 0   |
| Steve Bliss, K (5, 1)<br>OBP: 0.231, SLG: 0.250      |        |         |                 |                 |                |            |   |            |               | 0  | 0 | 0 | 0   | 0  | 0  | 0   |
| George Spriggs, L (5, PH)<br>OBP: 0.167, SLG: 0.167  |        |         |                 |                 |                |            |   |            |               | 0  | 0 | 0 | 0   | 0  | 1  | 0   |
| Billy O'Dell, S (6, 1)<br>OBP: 0.160, SLG: 0.125     |        |         |                 |                 |                |            |   |            |               | 1  | 0 | 0 | 0   | 0  | 0  | 1   |
| Pete Mikkelsen, R (7, 1)<br>OBP: 0.190, SLG: 0.150   |        |         |                 |                 |                |            |   |            |               | 0  | 0 | 0 | 0   | 0  | 0  | 0   |
| Vern Law, R (8, 1)<br>OBP: 0.278, SLG: 0.333         |        |         |                 |                 |                |            |   |            |               | 0  | 0 | 0 | 0   | 0  | 0  | 0   |
| Jerry Lynch, L (9, PH)<br>OBP: 0.271, SLG: 0.291     |        |         |                 |                 |                |            |   |            |               | 1  | 0 | 0 | 0   | 0  | 0  | 0   |

| Inning Stats | R: 0 | H: 0 | E: 0 | K: 0 | S: 3 | R: 1 | H: 2 | E: 0 | K: 0 | S: 5 | R: 0 | H: 1 | E: 1 | K: 0 | S: 4 | R: 0 | H: 3 | E: 0 | K: 0 | S: 5 | R: 3 | H: 4 | E: 0 | K: 2 | S: 11 | R: 0 | H: 1 | E: 0 | K: 0 | S: 4 | R: 0 | H: 0 | E: 0 | K: 1 | S: 4 | R: 0 | H: 2 | E: 0 | K: 0 | S: 4 | R: 0 | H: 0 | E: 0 | K: 0 | S: 3 | 1B: 10 | SF: 0 | 2B: 2 | SAC: 0 | 3B: 0 | DP: 2 | HR: 1 | HBP: 0 | WP: 0 | PA: 39 |
|--------------|------|------|------|------|------|------|------|------|------|------|------|------|------|------|------|------|------|------|------|------|------|------|------|------|-------|------|------|------|------|------|------|------|------|------|------|------|------|------|------|------|------|------|------|------|------|--------|-------|-------|--------|-------|-------|-------|--------|-------|--------|
|--------------|------|------|------|------|------|------|------|------|------|------|------|------|------|------|------|------|------|------|------|------|------|------|------|------|-------|------|------|------|------|------|------|------|------|------|------|------|------|------|------|------|------|------|------|------|------|--------|-------|-------|--------|-------|-------|-------|--------|-------|--------|

| PITCHER                              | IP  | WLS | BF | H  | R | ER | SO | BB | IBB | HBP | BLK | WP | HR | S  | P  | ERA  | WHIP  | PITCHER | IP | WLS | BF | H | R | ER | SO | BB | IBB | HBP | BLK | WP | HR | S | P | ERA | WHIP |  |  |  |  |  |  |  |  |  |  |  |  |  |  |
|--------------------------------------|-----|-----|----|----|---|----|----|----|-----|-----|-----|----|----|----|----|------|-------|---------|----|-----|----|---|---|----|----|----|-----|-----|-----|----|----|---|---|-----|------|--|--|--|--|--|--|--|--|--|--|--|--|--|--|
| Juan Marichal, R (1, 1)<br>ERA: 2.23 | 9.0 | W   | 38 | 13 | 4 | 4  | 3  | 1  | 0   | 0   | 0   | 0  | 1  | 43 | 47 | 4.00 | 1.556 |         |    |     |    |   |   |    |    |    |     |     |     |    |    |   |   |     |      |  |  |  |  |  |  |  |  |  |  |  |  |  |  |

BOTTOM

San Francisco Giants @ Pittsburgh Pirates  
 Forbes Field, Pittsburgh, PA  
 Sat Oct 01 1966, 3:33 AM EDT  
 Unknown

livebaseballscorecards.com

|     |    |
|-----|----|
| AB  | 37 |
| R   | 4  |
| H   | 13 |
| RBI | 4  |
| BB  | 1  |
| SO  | 3  |
| LOB | 13 |



| Batter   | 1   | 2   | 3  | 4   | 5   | 6   | 7   | 8  | 9   | AB R H RBI BB SO LOB   | TOP   |                |   |
|--|---|---|--|---|---|---|---|--|---|--|---|----------------|---|
| Tito Fuentes, S (1, 6)<br>OBP: 0.277, SLG: 0.361   | 0-0<br>F2   |   | 0-3<br>K   |   |   | 0-0<br>5-3  |   | 0-0<br>SF8<br>1B   |   | 4 0 1 0 0 1 1  | <b>San Francisco Giants @ Pittsburgh Pirates</b><br>Forbes Field, Pittsburgh, PA<br>Sat Oct 01 1966, 3:38 AM EDT<br>Att: 18,928 - Unknown<br><a href="http://livebaseballscorecards.com">livebaseballscorecards.com</a> |                |   |
| Tom Haller, L (1, 2)<br>OBP: 0.323, SLG: 0.461     | 1-0<br>G6-4-3<br>HBP  |   |  | 0-0<br>F8   |   | 0-0<br>FC6-4<br>1B  |   | 0-0<br>SF8   |   | 2 0 1 1 0 0 0  |   |                |   |
| Willie Mays, R (1, 8)<br>OBP: 0.369, SLG: 0.554    | 0-0<br>G6-4-3<br>1-2f   |   |  | 0-0<br>F8   |   | 0-0<br>FC6-4<br>1-2f  |   | 0-0<br>3-H<br>4-0<br>IBB   |   | 3 0 0 0 1 0 2  |   |                |   |
| Willie McCovey, L (1, 3)<br>OBP: 0.390, SLG: 0.579 |   | 0-0<br>G3   |  | 0-0<br>4-3  |   | 0-3<br>K  | 0-3<br>K  |  |   | 4 0 0 0 0 2 2  |   |                |   |
| Jim Ray Hart, R (1, 5)<br>OBP: 0.340, SLG: 0.510   |   | 0-0<br>1-3  |  |   | 0-0<br>F7   | 0-0<br>FC3-6<br>1B  | 0-0<br>F7   |  |   | 4 0 1 0 0 0 2  |   |                |   |
| Len Gabrielson, L (1, 7)<br>OBP: 0.278, SLG: 0.296 |   | 0-0<br>F5   |  |   | 0-0<br>1B   | 0-0<br>FC3-6<br>1-2f  |   | 0-0<br>4-3   | 4 0 1 0 0 0 1   |  |   |                |   |
| Frank Johnson, R (9, 7)<br>OBP: 0.265, SLG: 0.219  |   |   |  |   | 0-0<br>1B   |   |   |  | 0 0 0 0 0 0 0   |  |   |                |   |
| Ollie Brown, R (1, 9)<br>OBP: 0.304, SLG: 0.321    |   |   | 4-0<br>WP<br>6-3<br>BB   |   | 0-0<br>1B   | 0-0<br>G1-6-3<br>1-2<br>1B                                      |   | 0-0<br>2B  | 3 0 2 0 1 0 1   |  |   |                |   |
| Hal Lanier, R (1, 4)<br>OBP: 0.257, SLG: 0.291     |   | 0-0<br>6-3  |  | 0-0<br>G1-6-3   |   | 0-0<br>1-2f   |   | 0-0<br>E1<br>2B<br>1B  | 4 1 1 0 0 0 4   |  |   |                |   |
| Bobby Bolin, R (1, 1)<br>OBP: 0.232, SLG: 0.289    |   |   | 0-3<br>K   |   | 0-0<br>F9   |   | 0-0<br>1B<br>SF8<br>2B  | 0-0<br>5-3   | 4 1 1 1 0 1 2   |  |   |                |   |
| <b>Inning Stats</b>                                | R: 0<br>E: 0<br>K: 0<br>S: 2<br>H: 0<br>LOB: 0<br>BB: 0<br>P: 3 | R: 0<br>E: 0<br>K: 0<br>S: 3<br>H: 0<br>LOB: 0<br>BB: 0<br>P: 3 | R: 0<br>E: 0<br>K: 2<br>S: 7<br>H: 0<br>LOB: 1<br>BB: 1<br>P: 11 | R: 0<br>E: 0<br>K: 0<br>S: 3<br>H: 0<br>LOB: 0<br>BB: 0<br>P: 3 | R: 0<br>E: 0<br>K: 0<br>S: 4<br>H: 2<br>LOB: 1<br>BB: 0<br>P: 4 | R: 0<br>E: 0<br>K: 0<br>S: 4<br>H: 1<br>LOB: 1<br>BB: 0<br>P: 4 | R: 0<br>E: 0<br>K: 1<br>S: 6<br>H: 1<br>LOB: 1<br>BB: 0<br>P: 6 | R: 2<br>E: 1<br>K: 1<br>S: 8<br>H: 3<br>LOB: 2<br>BB: 1<br>P: 12 | R: 0<br>E: 0<br>K: 0<br>S: 4<br>H: 1<br>LOB: 1<br>BB: 0<br>P: 4 | 1B: 6<br>2B: 2<br>3B: 0<br>HR: 0<br>SF: 1<br>SAC: 0<br>DP: 2<br>HBP: 1 | WP: 1<br>PB: 0<br>SB: 0<br>CS: 0<br>PA: 36  |                |   |
| <b>PITCHER</b>                                     | IP WLS BF H R ER SO BB IBB HBP BLK WP HR S P ERA WHIP           |   |  |   |   |   |   |  |   |  |   | <b>PITCHER</b> | IP WLS BF H R ER SO BB IBB HBP BLK WP HR S P ERA WHIP |
| Tommie Sisk, R (1, 1)<br>ERA: 4.14                 | 7.1 L 30 7 2 2 3 1 1 1 0 1 0 33 42 2.46 1.091                   |   |  |   |   |   |   |  |   |  |   |                |   |
| Luke Walker, L (8, 1)<br>ERA: 4.5                  | 0.1 1 0 0 0 1 0 0 0 0 0 0 3 3 0.00 0.000                        |   |  |   |   |   |   |  |   |  |   |                |   |
| Steve Blass, R (8, 1)<br>ERA: 3.66                 | 1.1 5 1 0 0 0 0 0 0 0 0 0 5 5 0.00 0.750                        |   |  |   |   |   |   |  |   |  |   |                |   |



| Batter  | 1            | 2            | 3           | 4            | 5            | 6                      | 7            | 8            | 9            | AB | R | H | RBI | BB | SO | LOB |
|---|--------------|--------------|-------------|--------------|--------------|------------------------|--------------|--------------|--------------|----|---|---|-----|----|----|-----|
| Matty Alou, L<br>OBP: 0.370, SLG: 0.418<br>(1, 8) X     | 0-0 F4<br>①  |              | 0-0 F9<br>③ |              |              | 0-0 G5-4-3<br>②③       |              |              | 0-0 F9<br>③  | 4  | 0 | 0 | 0   | 0  | 0  | 1   |
| Gene Alley, R<br>OBP: 0.332, SLG: 0.416<br>(1, 6) X     | 0-0 1-3<br>② |              |             | 0-0 6-3<br>① |              |                        | 0-0 F9<br>①  |              |              | 3  | 0 | 0 | 0   | 0  | 0  | 0   |
| Manny Mota, R<br>OBP: 0.381, SLG: 0.473<br>(1, 7) X     | 0-0 F8<br>③  |              |             | 0-0 4-3<br>② |              |                        | 0-0 4-3<br>② |              |              | 3  | 0 | 0 | 0   | 0  | 0  | 0   |
| Roberto Clemente, R<br>OBP: 0.362, SLG: 0.540<br>(1, 9) |              | 0-0 4-3<br>① |             | 0-0 1-3<br>③ |              |                        | 0-0 F9<br>③  |              |              | 3  | 0 | 0 | 0   | 0  | 0  | 0   |
| Donn Clendenon, R<br>OBP: 0.359, SLG: 0.519<br>(1, 3)   |              | 0-3 K<br>②   |             |              | 0-0 F8<br>①  |                        |              | 0-0 F7<br>①  |              | 3  | 0 | 0 | 0   | 0  | 1  | 0   |
| Bill Mazaroski, R<br>OBP: 0.296, SLG: 0.397<br>(1, 4)   |              | 0-0 1B<br>③  |             |              | 0-0 F8<br>②  |                        |              | 0-0 6-3<br>② |              | 3  | 0 | 1 | 0   | 0  | 0  | 0   |
| Bob Bailey, R<br>OBP: 0.362, SLG: 0.451<br>(1, 5)       |              | 0-0 F9<br>③  |             |              | 0-0 4-3<br>③ |                        |              | 0-0 4-3<br>③ |              | 3  | 0 | 0 | 0   | 0  | 0  | 1   |
| Jim Pagliaroni, R<br>OBP: 0.329, SLG: 0.377<br>(1, 2)   |              |              | 0-0 F8<br>① |              |              | 0-0 F8<br>①            |              |              | 0-3 K<br>①   | 3  | 0 | 0 | 0   | 0  | 1  | 0   |
| Tommie Sisk, R<br>OBP: 0.179, SLG: 0.098<br>(8, 1)      |              |              | 0-3 K<br>②  |              |              | 4-0 BB<br>G5-4-3<br>BB |              |              | 0-0 6-3<br>② | 1  | 0 | 0 | 0   | 0  | 1  | 1   |
| Luke Walker, L<br>(8, 1)                                |              |              |             |              |              |                        |              |              |              | 0  | 0 | 0 | 0   | 0  | 0  | 0   |
| Steve Blass, R<br>OBP: 0.231, SLG: 0.250<br>(9, PH)     |              |              |             |              |              |                        |              |              |              | 0  | 0 | 0 | 0   | 0  | 0  | 0   |
| George Spriggs, L<br>OBP: 0.143, SLG: 0.143<br>(9, PH)  |              |              |             |              |              |                        |              |              |              | 1  | 0 | 0 | 0   | 0  | 0  | 0   |

| Inning Stats | R: 0 | H: 0   | R: 0 | H: 1   | R: 0 | H: 0   | R: 0 | H: 0   | R: 0 | H: 0   | R: 0 | H: 0   | R: 0 | H: 0   | R: 0 | H: 0   | 1B: 1 | SF: 0  | WP: 0 | PA: 28 |
|--------------|------|--------|------|--------|------|--------|------|--------|------|--------|------|--------|------|--------|------|--------|-------|--------|-------|--------|
|              | E: 0 | LOB: 0 | E: 0 | LOB: 1 | E: 0 | LOB: 0 | E: 0 | LOB: 0 | E: 0 | LOB: 0 | E: 0 | LOB: 0 | E: 0 | LOB: 0 | E: 0 | LOB: 0 | 2B: 0 | SAC: 0 | PB: 0 |        |
|              | K: 0 | BB: 0  | K: 1 | BB: 0  | K: 0 | BB: 0  | K: 0 | BB: 0  | K: 0 | BB: 0  | K: 0 | BB: 0  | K: 0 | BB: 0  | K: 1 | BB: 0  | 3B: 0 | DP: 1  | SB: 0 |        |
|              | S: 3 | P: 3   | S: 6 | P: 6   | S: 5 | P: 5   | S: 3 | P: 3   | S: 3 | P: 3   | S: 3 | P: 3   | S: 3 | P: 3   | S: 5 | P: 5   | HR: 0 | HBP: 0 | CS: 0 |        |

| PITCHER                               | IP  | WLS | BF | H | R | ER | SO | BB | IBB | HBP | BLK | WP | HR | S  | P  | ERA  | WHIP  | IP | WLS | BF | H | R | ER | SO | BB | IBB | HBP | BLK | WP | HR | S | P | ERA | WHIP |  |
|---------------------------------------|-----|-----|----|---|---|----|----|----|-----|-----|-----|----|----|----|----|------|-------|----|-----|----|---|---|----|----|----|-----|-----|-----|----|----|---|---|-----|------|--|
| Bobby Bolin, R<br>ERA: 2.89<br>(1, 1) | 9.0 | W   | 28 | 1 | 0 | 0  | 3  | 1  | 0   | 0   | 0   | 0  | 0  | 33 | 37 | 0.00 | 0.222 |    |     |    |   |   |    |    |    |     |     |     |    |    |   |   |     |      |  |

BOTTOM

San Francisco Giants @ Pittsburgh Pirates  
 Forbes Field, Pittsburgh, PA  
 Sat Oct 01 1966, 3:38 AM EDT  
 Att. 18,928 - Unknown

livebaseballscores.com

AB 27  
 R 0  
 H 1  
 RBI 0  
 BB 1  
 SO 3  
 LOB 2



| Batter  | 1   | 2                      | 3                        | 4                       | 5                        | 6                      | 7                        | 8                      | 9                        | 10                     | 11                       | AB R H RBI BB SO LOB   | TOP  |                          |                        |                          |                        |                          |                        |                           |                         |  |   |  |  |  |  |  |  |  |  |  |
|---|---|------------------------|--------------------------|-------------------------|--------------------------|------------------------|--------------------------|------------------------|--------------------------|------------------------|--------------------------|--|--|--------------------------|------------------------|--------------------------|------------------------|--------------------------|------------------------|---------------------------|-------------------------|--|---|--|--|--|--|--|--|--|--|--|
| Tito Fuentes, S<br>OBP: 0.276, SLG: 0.360<br>(1, 6)   | F3  |                        | F9                       |                         | G3                       |                        |                          | F6                     |                          | 6-3                    | 2B                       | 6 0 1 2 0 0 0  | <b>San Francisco Giants @ Pittsburgh Pirates</b><br><b>Forbes Field, Pittsburgh, PA</b><br>Sun Oct 02 1966, 3:33 AM EDT<br>Att. 33,827 - Unknown |                          |                        |                          |                        |                          |                        |                           |                         |  |   |  |  |  |  |  |  |  |  |  |
| Jesus Alou, R<br>OBP: 0.279, SLG: 0.308<br>Frank Johnson, R<br>OBP: 0.265, SLG: 0.219<br>(1, 7)   | F9  |                        | E8<br>HR<br>1B           |                         |                          | E9<br>F8<br>1B         |                          | FC5-4<br>BB            |                          |                        | 6-3                      | 5 1 3 0 1 0 1<br>0 0 0 0 0 0 0                                   |  |                          |                        |                          |                        |                          |                        |                           |                         |  |   |  |  |  |  |  |  |  |  |  |
| Willie Mays, R<br>OBP: 0.368, SLG: 0.556<br>(1, 8)  | F8  |                        | HR                       |                         |                          | F8<br>2-3              |                          | FC5-4<br>1-2f          |                          | F9                     |                          | 5 1 1 2 0 0 3  |  |                          |                        |                          |                        |                          |                        |                           |                         |  |   |  |  |  |  |  |  |  |  |  |
| Jim Ray Hart, R<br>OBP: 0.342, SLG: 0.510<br>(1, 5)   |   | G5-4-3<br>BB<br>1B     | K                        |                         |                          | G3                     |                          |                        | SH5-3<br>1B<br>BB        |                        | HR<br>1B                 | 4 2 2 0 1 1 1  |  |                          |                        |                          |                        |                          |                        |                           |                         |  |   |  |  |  |  |  |  |  |  |  |
| Jack Hiatt, R<br>OBP: 0.407, SLG: 0.391<br>Willie McCovey, L<br>OBP: 0.391, SLG: 0.586<br>(1, 3)  |   | G5-4-3<br>BB<br>1-2    | K                        |                         |                          | K                      |                          |                        | SH5-3<br>1-2             |                        | HR                       | 2 0 0 0 1 2 1<br>1 1 1 2 0 0 0                                   |  |                          |                        |                          |                        |                          |                        |                           |                         |  |   |  |  |  |  |  |  |  |  |  |
| Ollie Brown, R<br>OBP: 0.303, SLG: 0.319<br>(1, 9)  |   | G5-4-3<br>1-2f<br>2-3  | F7                       |                         |                          | K                      |                          |                        | F6                       |                        | 1B<br>2B<br>1B           | 5 1 1 0 0 1 3  |  |                          |                        |                          |                        |                          |                        |                           |                         |  |   |  |  |  |  |  |  |  |  |  |
| Bob Barton, R<br>OBP: 0.216, SLG: 0.220<br>Don Mason, L<br>OBP: 0.120, SLG: 0.240<br>Tom Haller, L<br>OBP: 0.323, SLG: 0.461<br>Ozzie Virgil, R<br>OBP: 0.245, SLG: 0.303<br>(1, 2) |   |                        | F6                       |                         |                          | F6                     |                          | CS<br>1B               |                          | FC6-4<br>1B            | F9                       | 2 0 1 0 1 0 0<br>0 0 0 0 0 0 0<br>0 0 0 0 0 0 0<br>2 0 1 1 0 0 1 |  |                          |                        |                          |                        |                          |                        |                           |                         |  |   |  |  |  |  |  |  |  |  |  |
| Hal Lanier, R<br>OBP: 0.256, SLG: 0.290<br>Jim Davenport, R<br>OBP: 0.300, SLG: 0.370<br>(1, 4)   |   | F4                     |                          |                         |                          | F9                     |                          | K<br>1-2               |                          | FC6-4<br>1-2f          | 2B<br>1B                 | 2 0 0 0 0 0 2<br>3 1 1 0 0 1 2                                   |  |                          |                        |                          |                        |                          |                        |                           |                         |  |   |  |  |  |  |  |  |  |  |  |
| Gaylord Perry, R<br>OBP: 0.195, SLG: 0.198<br>Cap Peterson, R<br>OBP: 0.279, SLG: 0.311<br>Lindy McDaniel, R<br>OBP: 0.091, SLG: 0.091<br>(1, 1)                                    |   |                        | K                        |                         |                          | K                      |                          | 4-3                    |                          | F7                     | K                        | 2 0 0 0 0 2 0<br>1 0 0 0 0 0 0<br>2 0 0 0 0 1 2                  |  |                          |                        |                          |                        |                          |                        |                           |                         |  |   |  |  |  |  |  |  |  |  |  |
| <b>Inning Stats</b>   | R: 0 H: 0 E: 0 K: 0 S: 3                              | H: 0 LOB: 0 BB: 0 P: 3 | R: 0 H: 1 E: 0 K: 0 S: 3 | H: 1 LOB: 2 BB: 2 P: 11 | R: 2 H: 2 E: 1 K: 2 S: 9 | H: 2 LOB: 0 BB: 0 P: 9 | R: 0 H: 0 E: 0 K: 1 S: 5 | H: 0 LOB: 0 BB: 0 P: 5 | R: 0 H: 0 E: 0 K: 1 S: 5 | H: 0 LOB: 0 BB: 0 P: 5 | R: 0 H: 1 E: 0 K: 2 S: 7 | H: 1 LOB: 1 BB: 0 P: 7   |  | R: 0 H: 0 E: 0 K: 0 S: 3 | H: 0 LOB: 1 BB: 1 P: 7 | R: 1 H: 1 E: 0 K: 0 S: 4 | H: 1 LOB: 1 BB: 1 P: 8 | R: 0 H: 1 E: 0 K: 0 S: 4 | H: 1 LOB: 1 BB: 0 P: 4 | R: 4 H: 5 E: 0 K: 1 S: 10 | H: 5 LOB: 1 BB: 0 P: 10 | 1B: 9 SF: 0<br>2B: 2 SAC: 1<br>3B: 0 DP: 2<br>HR: 2 HBP: 0 | WP: 0 PA: 47<br>PB: 0<br>SB: 0<br>CS: 1 |  |  |  |  |  |  |  |  |  |
| <b>PITCHER</b>  | IP WLS BF H R ER SO BB IBB HBP BLK WP HR S P ERA WHIP |                        |                          |                         |                          |                        |                          |                        |                          |                        |                          |  |  |                          |                        |                          |                        |                          |                        |                           |                         |  |   |  |  |  |  |  |  |  |  |  |
| Bob Veale, L<br>ERA: 3.02<br>(1, 1)   | 10.0  |                        | 39                       | 7                       | 3                        | 3                      | 7                        | 4                      | 0                        | 0                      | 0                        | 0  | 0  | 0                        | 1                      | 49                       | 65                     | 2.70                     | 1.100                  |                           |                         |  |   |  |  |  |  |  |  |  |  |  |
| Steve Blass, R<br>ERA: 3.87<br>(11, 1)  | 0.2   | L                      | 7                        | 5                       | 4                        | 4                      | 1                        | 0                      | 0                        | 0                      | 0                        | 0  | 0  | 0                        | 1                      | 9                        | 9                      | 54.00                    | 7.500                  |                           |                         |  |   |  |  |  |  |  |  |  |  |  |
| Roy Face, R<br>ERA: 2.7<br>(11, 1)  | 0.1   |                        | 1                        | 0                       | 0                        | 0                      | 0                        | 0                      | 0                        | 0                      | 0                        | 0  | 0  | 0                        | 1                      | 1                        | 1                      | 0.00                     | 0.000                  |                           |                         |  |   |  |  |  |  |  |  |  |  |  |

livebaseballscorecards.com

|     |    |
|-----|----|
| AB  | 42 |
| R   | 7  |
| H   | 12 |
| RBI | 7  |
| BB  | 4  |
| SO  | 8  |
| LOB | 16 |



| Batter   | 1   | 2   | 3   | 4   | 5   | 6   | 7   | 8   | 9  | 10  | 11  | AB R H RBI BB SO LOB   | BOTTOM   |    |    |      |       |
|--|---|---|---|---|---|---|---|---|--|---|---|--|--|----|----|------|-------|
| Matty Alou, L (1, 8)<br>OBP: 0.373, SLG: 0.421       | 0-0<br>4-3 1-3<br>1B                                  |   | 0-0<br>E 1B<br>1B                                   |   | 0-0<br>SH1-3<br>1B                                  |   | 0-0<br>G3   |   | 0-0<br>1B<br>1B                                      | 0-0<br>4-3  |   | 6 1 4 0 0 0 3  | <b>San Francisco Giants @ Pittsburgh Pirates</b><br><b>Forbes Field, Pittsburgh, PA</b><br>Sun Oct 02 1966, 3:33 AM EDT<br>Att. 33,827 - Unknown |    |    |      |       |
| Gene Alley, R (1, 6)<br>OBP: 0.334, SLG: 0.418       | 0-0<br>1-3<br>1-2                                     |   | 0-0<br>E 1B<br>G4-6-3<br>1B                         |   | 0-0<br>SH1-3<br>1-2                                 |   | 0-0<br>F6   |   | 0-0<br>BB<br>1B                                      |   | 0-0<br>F8<br>1B<br>1B                               | 5 1 3 0 0 0 1  |  |    |    |      |       |
| Manny Mota, R (1, 7)<br>OBP: 0.383, SLG: 0.472       | 0-0<br>4-3<br>2-3                                     |   | 0-0<br>E 1B<br>G4-6-3<br>1B                         |   | 0-0<br>4-3  |   | 0-0<br>F4   |   | 4-0<br>BB<br>1-2<br>BB                               |   | 0-0<br>1-2<br>1B                                    | 5 0 2 1 1 0 2  |  |    |    |      |       |
| Roberto Clemente, R (1, 9)<br>OBP: 0.360, SLG: 0.536 | 0-3<br>K  |   | 4-0<br>G4-6-3<br>IBB                                |   | 0-0<br>6-3  |   | 0-3<br>K  |   | 0-0<br>5-3   |   | 0-0<br>F8<br>2-3                                    | 5 0 0 0 1 2 7  |  |    |    |      |       |
| Donn Clendenon, R (1, 3)<br>OBP: 0.358, SLG: 0.520   |   | 0-0<br>6-3<br>3B                                    | 0-0<br>G4-6-3<br>1-2f<br>2-3<br>3-H                 |   | 0-0<br>F9<br>3-1<br>1B                              |   | 0-0<br>F5   |   | 0-0<br>6-3   |   | 0-3<br>K  | 6 1 2 0 0 1 4  |  |    |    |      |       |
| Bill Mazerowski, R (1, 4)<br>OBP: 0.296, SLG: 0.398  |   | 0-3<br>K  | 0-0<br>F7   |   | 0-0<br>3-1<br>1-2                                   |   | 0-0<br>3-1<br>2B                                    |   | 0-0<br>E<br>1B                                       |   | 0-3<br>K  | 6 0 2 0 0 2 5  |  |    |    |      |       |
| Bob Bailey, R (1, 5)<br>OBP: 0.360, SLG: 0.447       |   | 0-0<br>6-3  |   | 0-0<br>L3   |   | 0-0<br>F9<br>2-3                                    |   | 0-0<br>3-1  |  | 0-0<br>E7<br>1-3                                    |   | 3 0 0 1 0 0 1<br>2 0 0 0 0 0 2                                   |  |    |    |      |       |
| Jose Pagan, R (8, 5)<br>OBP: 0.292, SLG: 0.370       |   | 0-0<br>6-3<br>3B                                    |   | 0-0<br>4-3  |   | 4-0<br>IBB  |   | 0-0<br>4-3  |  | 4-0<br>IBB  |   | 3 0 1 0 2 0 0<br>0 0 0 0 0 0 0<br>0 0 0 0 0 0 0                  |  |    |    |      |       |
| Jesse Gonder, L (1, 2)<br>OBP: 0.287, SLG: 0.388     |   | 0-0<br>F7   |   | 0-0<br>3-1  |   | 0-0<br>F7   |   | 0-3<br>K  |  | 0-0<br>F7   |   | 4 0 0 0 0 1 3<br>1 0 0 0 0 0 3<br>0 0 0 0 0 0 0<br>0 0 0 0 0 0 0 |  |    |    |      |       |
| Gene Michael, S (10, PR)<br>OBP: 0.152, SLG: 0.273   |   |   |   |   |   |   |   |   |  |   |   |  |  |    |    |      |       |
| Jim Pagliaroni, R (11, 2)<br>OBP: 0.329, SLG: 0.377  |   |   |   |   |   |   |   |   |  |   |   |  |  |    |    |      |       |
| Bob Veale, S (1, 1)<br>OBP: 0.147, SLG: 0.160        |   |   |   |   |   |   |   |   |  |   |   |  |  |    |    |      |       |
| Jerry Lynch, L (10, PH)<br>OBP: 0.267, SLG: 0.286    |   |   |   |   |   |   |   |   |  |   |   |  |  |    |    |      |       |
| Steve Blass, R (11, 1)<br>OBP: 0.231, SLG: 0.250     |   |   |   |   |   |   |   |   |  |   |   |  |  |    |    |      |       |
| Roy Face, R (11, 1)                                  |   |   |   |   |   |   |   |   |  |   |   |  |  |    |    |      |       |
| <b>Inning Stats</b>                                  | R: 0 H: 1<br>E: 0 LOB: 1<br>K: 1 BB: 0<br>S: 6 P: 6   | R: 1 H: 2<br>E: 0 LOB: 1<br>K: 1 BB: 0<br>S: 7 P: 7 | R: 2 H: 3<br>E: 2 LOB: 1<br>K: 0 BB: 1<br>S: 5 P: 9 | R: 0 H: 0<br>E: 0 LOB: 0<br>K: 0 BB: 0<br>S: 3 P: 3 | R: 0 H: 1<br>E: 0 LOB: 1<br>K: 0 BB: 0<br>S: 4 P: 4 | R: 0 H: 1<br>E: 0 LOB: 2<br>K: 0 BB: 1<br>S: 4 P: 8 | R: 0 H: 0<br>E: 0 LOB: 0<br>K: 1 BB: 0<br>S: 3 P: 3 | R: 0 H: 1<br>E: 0 LOB: 1<br>K: 1 BB: 0<br>S: 6 P: 6 | R: 0 H: 2<br>E: 0 LOB: 3<br>K: 1 BB: 1<br>S: 7 P: 11 | R: 0 H: 1<br>E: 1 LOB: 3<br>K: 0 BB: 1<br>S: 5 P: 9 | R: 0 H: 2<br>E: 0 LOB: 2<br>K: 2 BB: 0<br>S: 9 P: 9 | 1B: 11 SF: 0<br>2B: 1 SAC: 1<br>3B: 2 DP: 1<br>HR: 0 HBP: 0      | WP: 0 PA: 51<br>PB: 0<br>SB: 0<br>CS: 0  |    |    |      |       |
| <b>PITCHER</b>                                       | IP WLS BF H R ER SO BB IBB HBP BLK WP HR S P ERA WHIP |   |   |   |   |   |   |   |  |   |   |  |  |    |    |      |       |
| Gaylord Perry, R (1, 1)<br>ERA: 2.99                 | 7.0   | 30  | 8   | 3   | 3   | 2   | 0   | 2   | 0  | 0   | 0   | 0  | 0  | 32 | 40 | 3.86 | 1.143 |
| Lindy McDaniel, R (8, 1)<br>ERA: 2.66                | 4.0   | 21  | 6   | 0   | 0   | 4   | 1   | 1   | 0  | 0   | 0   | 0  | 0  | 27 | 35 | 0.00 | 1.750 |

|     |    |
|-----|----|
| AB  | 46 |
| R   | 3  |
| H   | 14 |
| RBI | 2  |
| BB  | 4  |
| SO  | 6  |
| LOB | 31 |

