





# San Francisco Giants - 1966

Batter	1	2	3	4	5	6	7	8	9	AB	R	H	RBI	BB	SO	LOB	TOP	
Ty Cline, L (1.8)	F5			L9			L3 2B G3	L4-3		4	1	0	0	0	0	2	<b>Chicago Cubs @ San Francisco Giants</b> Candlestick Park, San Francisco, CA Tue Apr 12 1966, 9:05 PM EST Att: 40,960 - Unknown  <a href="http://livebaseballscorecards.com">livebaseballscorecards.com</a> AB 32 R 1 H 3 RBI 1 BB 0 SO 8 LOB 11 	
Glenn Beckert, R (1.4) OBP: 0.250, SLG: 0.500	1-3			5-3			G3 1-3 2B	F7		4	0	1	0	0	0	0		
Billy Williams, L (1.9) OBP: 0.250, SLG: 0.250	F9			3-1			G3 2-3 3-H 0-3			4	0	1	1	0	0	1		
Ron Santo, R (1.5)		F7			K				F7	4	0	0	0	0	2	2		
George Altman, L (1.7)		K			K					4	0	0	0	0	2	2		
14 Ernie Banks, R (1.3)		F8			6-3					3	0	0	0	0	0	0		
Randy Hundley, R (1.2) OBP: 0.333, SLG: 0.333			F5			F9				3	0	1	0	0	0	0		
Don Kessinger, S (1.6) (8, PH)			F9			K		F8		2	0	0	0	0	1	0		
Jimmy Stewart, S (8.6) (8.6)			F9			K				1	0	0	0	0	0	2		
Larry Jackson, R (1.1) Bill Hands, R (4.1) Roberto Pena, R (6, PH) Bill Faul, R (6.1) Wes Covington, L (8, PH) Billy Hoelt, L (8.1)			K			K		K		1	0	0	0	0	1	0		
<b>Inning Stats</b>	R: 0 E: 0 K: 0 S: 3	H: 0 LOB: 0 BB: 0 P: 3	R: 0 E: 0 K: 1 S: 5	H: 0 LOB: 0 BB: 0 P: 5	R: 0 E: 0 K: 1 S: 5	H: 0 LOB: 0 BB: 0 P: 5	R: 0 E: 0 K: 2 S: 7	H: 0 LOB: 0 BB: 0 P: 7	R: 1 E: 1 K: 1 S: 7	H: 1 LOB: 1 BB: 0 P: 7	R: 0 E: 1 K: 1 S: 7	H: 1 LOB: 2 BB: 0 P: 7	R: 0 E: 0 K: 0 S: 4	H: 1 LOB: 1 BB: 0 P: 4	1B: 2 2B: 1 3B: 0 HR: 0	SF: 0 SAC: 0 DP: 0 HBP: 0	WP: 0 PB: 0 SB: 0 CS: 0	PA: 32
<b>PITCHER</b> Juan Marichal, R (1.1) ERA:	IP: 9.0 WLS: W BF: 32 H: 3 R: 1 ER: 0 SO: 8 BB: 0 IBB: 0 HBP: 0 BLK: 0 WP: 0 HR: 0 S: 48 P: 48 ERA: 0.00 WHIP: 0.333																	

Batter	1	2	3	4	5	6	7	8	9	AB	R	H	RBI	BB	SO	LOB	BOTTOM
Hal Lanier, R (1.4) OBP: 0.200, SLG: 0.400	F7		2-3				1-3	F4		5	0	1	1	0	0	2	<b>Chicago Cubs @ San Francisco Giants</b> Candlestick Park, San Francisco, CA Tue Apr 12 1966, 9:05 PM EST Att: 40,960 - Unknown  <a href="http://livebaseballscorecards.com">livebaseballscorecards.com</a> AB 35 R 9 H 13 RBI 9 BB 1 SO 4 LOB 12 
Len Gabrielson, L (1.7) OBP: 0.500, SLG: 1.250 Don Landrum, L (8.7)	4-3									4	2	2	1	0	1	2	
Willie Mays, R (1.8) OBP: 0.250, SLG: 1.000	1-3									4	1	1	2	0	0	2	
Willie McCovey, L (1.3)		F6								3	1	0	0	1	1	0	
Jim Ray Hart, R (1.5) OBP: 0.500, SLG: 0.500		5-3								4	2	2	0	0	0	0	
Jesus Alou, R (1.9) OBP: 0.500, SLG: 0.500 Ollie Brown, R (9.9)		6-3								4	2	2	1	0	0	0	
Tom Haller, L (1.2) OBP: 0.500, SLG: 0.500										4	1	2	2	0	1	1	
Tito Fuentes, S (1.6) OBP: 0.500, SLG: 0.750										4	0	2	1	0	0	3	
Juan Marichal, R (1.1) OBP: 0.333, SLG: 0.333										3	0	1	1	0	1	2	
<b>Inning Stats</b>	R: 0 E: 0 K: 0 S: 3	H: 0 LOB: 0 BB: 0 P: 3	R: 0 E: 0 K: 1 S: 6	H: 1 LOB: 1 BB: 0 P: 6	R: 6 E: 0 K: 1 S: 12	H: 7 LOB: 2 BB: 1 P: 16	R: 0 E: 0 K: 1 S: 5	H: 1 LOB: 0 BB: 0 P: 5	R: 1 E: 0 K: 1 S: 6	H: 1 LOB: 0 BB: 0 P: 6	R: 2 E: 1 K: 0 S: 6	H: 3 LOB: 1 BB: 0 P: 6	1B: 9 2B: 3 3B: 0 HR: 2	SF: 0 SAC: 1 DP: 2 HBP: 0	WP: 0 PB: 0 SB: 0 CS: 0	PA: 37	
<b>PITCHER</b> Larry Jackson, R (1.1) ERA: 18.0 Bill Hands, R (4.1) ERA: 18.0 Bill Faul, R (6.1) ERA: 4.5 Billy Hoelt, L (8.1) ERA: 18.0	IP: 3.0 WLS: L BF: 16 H: 6 R: 6 ER: 6 SO: 1 BB: 0 IBB: 0 HBP: 0 BLK: 0 WP: 0 HR: 1 S: 17 P: 21 ERA: 18.00 WHIP: 2.333																



Batter	1	2	3	4	5	6	7	8	9	AB	R	H	RBI	BB	SO	LOB	TOP					
Carl Warwick, R (1,8) Ty Cline, L (8,PH) (8,8)	0-3 K		0-3 K			0-0 5-3		0-3 K		3	0	0	0	0	2	1	<b>Chicago Cubs @ San Francisco Giants</b> Candlestick Park, San Francisco, CA Wed Apr 13 1966, 9:05 PM EST Att: 12,631 - Unknown  <b>AB 31</b> <b>R 0</b> <b>H 4</b> <b>RBI 0</b> <b>BB 0</b> <b>SO 9</b> <b>LOB 10</b> 					
Glenn Beckert, R (1,4) OBP: 0.250, SLG: 0.286	0-3 K		1-0 HBP			0-0 F6		0-0 F8		3	0	0	0	0	1	1						
Billy Williams, L (1,9) OBP: 0.125, SLG: 0.125	0-3 K		0-3 K			0-0 G3			0-0 F4	4	0	0	0	0	2	2						
Ron Santo, R (1,5)		0-0 F8		0-0 F2			0-0 F2		0-0 6-3	4	0	0	0	0	0	0						
George Altman, L (1,7) OBP: 0.125, SLG: 0.125				0-0 F6			0-0 F9		0-0 F7	4	0	1	0	0	0	0						
14 Ernie Banks, R (1,3) OBP: 0.167, SLG: 0.333		0-0 1B		0-0 F6						3	0	1	0	0	0	1						
Randy Hundley, R (1,2) OBP: 0.167, SLG: 0.167				0-0 G3		0-0 1-3			0-0 1-3	3	0	0	0	0	0	2						
Don Kessinger, S (1,6) OBP: 0.250, SLG: 0.250 Jimmy Stewart, S (8,PH) OBP: 0.500, SLG: 1.500 (8,6)			0-0 WP 1B		0-0 F8			0-0 3B		2	0	1	0	0	0	0						
Ernie Broglio, R (1,1) Wes Covington, L (8,PH) Cal Koonce, R (8,1)			0-3 K		0-3 K			0-3 K		2	0	0	0	0	2	1						
			1-2 K							1	0	0	0	0	1	1						
										0	0	0	0	0	0	0						
<b>Inning Stats</b>	R: 0 E: 0 K: 3 S: 9	H: 0 LOB: 0 BB: 0 P: 9	R: 0 E: 0 K: 0 S: 4	H: 1 LOB: 1 BB: 0 P: 4	R: 0 E: 0 K: 3 S: 10	H: 1 LOB: 2 BB: 0 P: 11	R: 0 E: 0 K: 0 S: 3	H: 0 LOB: 0 BB: 0 P: 3	R: 0 E: 0 K: 1 S: 5	H: 0 LOB: 0 BB: 0 P: 5	R: 0 E: 0 K: 0 S: 3	H: 0 LOB: 0 BB: 0 P: 3	R: 0 E: 0 K: 0 S: 4	H: 1 LOB: 1 BB: 0 P: 4	R: 0 E: 0 K: 2 S: 8	H: 1 LOB: 1 BB: 0 P: 8	R: 0 E: 0 K: 0 S: 3	H: 0 LOB: 0 BB: 0 P: 3	1B: 2 2B: 1 3B: 1 HR: 0	SF: 0 SAC: 0 DP: 0 HBP: 1	WP: 1 PB: 0 SB: 0 CS: 0	PA: 32
<b>PITCHER</b> Bobby Bolin, R (1,1) ERA:	IP: 9.0 WLS: W BF: 32 H: 4 R: 0 ER: 0 SO: 9 BB: 0 IBB: 0 HBP: 1 BLK: 0 WP: 1 HR: 0 S: 49 P: 50 ERA: 0.00 WHIP: 0.444																					

Batter	1	2	3	4	5	6	7	8	9	AB	R	H	RBI	BB	SO	LOB	BOTTOM			
Hal Lanier, R (1,4) OBP: 0.222, SLG: 0.333	0-0 BB 1B	0-0 FC1-5		0-0 F8		0-0 F8				4	1	1	0	0	0	2	<b>Chicago Cubs @ San Francisco Giants</b> Candlestick Park, San Francisco, CA Wed Apr 13 1966, 9:05 PM EST Att: 12,631 - Unknown  <b>AB 28</b> <b>R 4</b> <b>H 6</b> <b>RBI 3</b> <b>BB 7</b> <b>SO 1</b> <b>LOB 18</b> 			
Len Gabrielson, L (1,7) OBP: 0.500, SLG: 0.833	4-0 1B BB	0-0 3-1		4-0 FC1-6 BB		0-0 F2				2	0	0	0	2	0	2				
Willie Mays, R (1,8) OBP: 0.250, SLG: 0.571	0-0 F7		4-0 1B BB	0-0 FC1-6		0-0 F2				3	0	0	0	1	0	3				
Willie McCovey, L (1,3) OBP: 0.500, SLG: 0.200	0-0 F2 1B		4-0 WP 1B SF7 BB	0-0 4-3		4-0 FC6-4 BB				2	1	1	1	2	0	1				
Jim Ray Hart, R (1,5) OBP: 0.375, SLG: 0.375	0-0 F2		0-0 WP 1B 1B		0-0 F5		0-0 FC6-4			4	1	1	0	0	0	3				
Jesus Alou, R (1,9) OBP: 0.375, SLG: 0.571	0-0 F7		0-0 SF7		0-0 G3 2B		0-0 1-3			3	0	1	1	0	0	3				
Tom Haller, L (1,2) OBP: 0.500, SLG: 0.571		0-0 FC1-5 2B	4-0 1B E IBB		0-0 G3		0-0 L8			3	1	1	0	1	0	1				
Tito Fuentes, S (1,6) OBP: 0.375, SLG: 0.500		0-3 K	0-0 E7 1B		0-0 1-3		0-0 1-3			4	0	1	1	0	1	2				
Bobby Bolin, R (1,1)		4-0 FC1-5 BB	0-0 F3			0-0 F9		0-0 1-3		3	0	0	0	1	0	1				
<b>Inning Stats</b>	R: 1 E: 0 K: 0 S: 5	H: 2 LOB: 2 BB: 1 P: 9	R: 0 E: 0 K: 1 S: 6	H: 1 LOB: 1 BB: 1 P: 10	R: 3 E: 1 K: 0 S: 4	H: 2 LOB: 1 BB: 3 P: 16	R: 0 E: 0 K: 0 S: 3	H: 0 LOB: 1 BB: 1 P: 7	R: 0 E: 0 K: 0 S: 4	H: 1 LOB: 1 BB: 0 P: 4	R: 0 E: 0 K: 0 S: 3	H: 0 LOB: 0 BB: 0 P: 3	R: 0 E: 0 K: 0 S: 3	H: 0 LOB: 1 BB: 1 P: 7	R: 0 E: 0 K: 0 S: 3	H: 0 LOB: 0 BB: 0 P: 3		1B: 4 2B: 2 3B: 0 HR: 0	SF: 1 SAC: 0 DP: 0 HBP: 0	WP: 1 PB: 0 SB: 1 CS: 0
<b>PITCHER</b> Ernie Broglio, R (1,1) ERA: 3.86 Cal Koonce, R (8,1) ERA:	IP: 7.0 WLS: L BF: 33 H: 6 R: 4 ER: 3 SO: 1 BB: 6 IBB: 0 HBP: 0 BLK: 0 WP: 0 HR: 0 S: 28 P: 56 ERA: 3.86 WHIP: 1.714																			



Batter	1	2	3	4	5	6	7	8	9	AB	R	H	RBI	BB	SO	LOB	TOP			
Glenn Beckert, R OBP: 0.231, SLG: 0.250	(1,4) 0-3 K	(1,4) 0-0 F6		(1,4) 0-0 WP 1B			(1,4) 0-0 5-3	(1,4) 0-0 FC5-4		5	0	1	2	0	1	1				
George Altman, L OBP: 0.154, SLG: 0.385 Carl Warwick, R	(1,7) 0-0 HR		(1,7) 0-0 F9	(1,7) 0-0 4-3			(1,7) 0-0 F8	(1,7) 0-0 F7		5	1	1	1	0	0	2				
Billy Williams, L OBP: 0.385, SLG: 0.364	(1,9) 0-0 F7		(1,9) 0-0 14 1B	(1,9) 0-0 1B	(1,9) 4-0 FC5-4		(1,9) 4-0 WP 1B	(1,9) 0-0 1B	(1,9) 0-0 2B	3	3	2	0	2	0	0				
Ron Santo, R OBP: 0.231, SLG: 0.417	(1,5) 0-0 HR		(1,5) 0-0 F6	(1,5) 0-0 FC5-4	(1,5) 0-0 FC5-4		(1,5) 0-0 14 FC6-4	(1,5) 0-0 1B	(1,5) 0-0 FC1-2	4	1	2	2	1	0	2				
14 Ernie Banks, R OBP: 0.300, SLG: 0.400 John Boccabella, R	(1,3) 0-0 1B		(1,3) 0-0 1B	(1,3) 0-0 1B	(1,3) 0-0 5-3		(1,3) 0-0 FC6-4	(1,3) 0-0 F7	(1,3) 0-0 F7	4	0	2	0	0	0	2				
Ty Cline, L OBP: 0.500, SLG: 0.500	(1,8) 0-0 1B		(1,8) 0-0 1B	(1,8) 0-0 1B	(1,8) 0-0 1B			(1,8) 0-0 1B	(1,8) 0-0 FC1-2	5	2	5	2	0	0	0				
Randy Hundley, R OBP: 0.182, SLG: 0.182	(1,2) 0-0 F8		(1,2) 0-0 F6	(1,2) 0-0 SH1-4	(1,2) 0-0 3-1		(1,2) 0-0 1B	(1,2) 0-0 FC1-2	(1,2) 0-0 FC1-2	5	1	1	1	0	0	4				
Don Kessinger, S OBP: 0.444, SLG: 0.375	(1,6) 0-0 5-3		(1,6) 0-0 5-3	(1,6) 0-0 SH1-4	(1,6) 0-0 K		(1,6) 0-0 FC5-4	(1,6) 0-0 1B	(1,6) 0-0 1B	4	1	2	1	1	1	0				
Bob Buhl, R	(1,1) 0-0 6-3		(1,1) 0-0 6-3	(1,1) 0-0 SH1-4	(1,1) 0-0 K		(1,1) 0-0 K	(1,1) 0-0 K	(1,1) 0-0 K	1	0	0	0	0	0	0				
Bill Hands, R	(3,1) 0-0 6-3		(3,1) 0-0 6-3	(3,1) 0-0 SH1-4	(3,1) 0-0 K		(3,1) 0-0 K	(3,1) 0-0 K	(3,1) 0-0 K	1	0	0	0	0	1	0				
Ted Abernathy, R	(7,1) 0-0 6-3		(7,1) 0-0 6-3	(7,1) 0-0 SH1-4	(7,1) 0-0 K		(7,1) 0-0 K	(7,1) 0-0 K	(7,1) 0-0 K	2	0	0	0	0	2	4				
<b>Inning Stats</b>	R: 2 E: 0 K: 1 S: 9	H: 4 LOB: 2 BB: 0 P: 9	R: 0 E: 0 K: 0 S: 3	H: 0 LOB: 0 BB: 0 P: 3	R: 1 E: 0 K: 0 S: 5	H: 3 LOB: 2 BB: 0 P: 5	R: 1 E: 0 K: 0 S: 4	H: 1 LOB: 1 BB: 1 P: 8	R: 0 E: 0 K: 2 S: 7	H: 0 LOB: 0 BB: 0 P: 7	R: 1 E: 0 K: 0 S: 4	H: 1 LOB: 1 BB: 1 P: 8	R: 2 E: 0 K: 1 S: 8	H: 3 LOB: 1 BB: 0 P: 8	R: 2 E: 0 K: 1 S: 8	H: 3 LOB: 2 BB: 1 P: 12	1B: 13 2B: 1 3B: 0 HR: 2	SF: 0 SAC: 1 DP: 0 HBP: 0	WP: 2 PB: 1 SB: 1 CS: 0	PA: 45
<b>PITCHER</b>	IP WLS BF H R ER SO BB IBB HBP BLK WP HR S P ERA WHIP																			
Ron Herbel, R ERA: 6.75	(1,1) 4.0 L 21 8 4 3 1 2 0 0 0 0 1 2 21 29 6.75 2.500																			
Lindy McDaniel, R ERA: 3.0	(5,1) 3.0 L 11 2 1 1 2 1 0 0 0 0 1 0 14 18 3.00 1.000																			
Frank Linzy, R ERA: 13.5	(8,1) 2.0 13 6 4 3 2 1 0 0 0 0 0 0 16 20 13.50 3.500																			

Chicago Cubs @ San Francisco Giants  
Candlestick Park, San Francisco, CA  
Thu Apr 14 1966, 6:33 AM EST  
Att: 9,579 - Unknown

AB 40  
R 9  
H 16  
RBI 9  
BB 4  
SO 5  
LOB 17



Batter	1	2	3	4	5	6	7	8	9	AB	R	H	RBI	BB	SO	LOB	BOTTOM					
Hal Lanier, R OBP: 0.333, SLG: 0.417 Orlando Cepeda, R	(1,4) 0-0 BB		(1,4) 0-0 F7		(1,4) 0-0 1B		(1,4) 1-0 HBP		(1,4) 4-0 1B	3	1	2	0	0	0	0						
Jim Davenport, R	(7, PR) 0-0 1B		(7, PR) 0-0 HR		(7, PR) 0-0 1B		(7, PR) 0-0 K		(7, PR) 0-0 K	0	0	0	0	1	0	0						
Len Gabrielson, L OBP: 0.482, SLG: 0.600	(1,7) 4-0 SF8		(1,7) 0-0 HR		(1,7) 0-0 K		(1,7) 0-0 K		(1,7) 0-0 K	4	2	1	0	1	3	5						
Willie Mays, R OBP: 0.333, SLG: 0.818	(1,8) 0-0 SF8		(1,8) 0-0 HR		(1,8) 0-0 K		(1,8) 0-0 1-3		(1,8) 0-0 1-3	4	1	2	3	0	1	1						
Willie McCovey, L OBP: 0.417, SLG: 0.143	(1,3) 0-0 SF8		(1,3) 0-0 4-3		(1,3) 0-0 K		(1,3) 0-0 K		(1,3) 4-0 BB	2	0	0	1	1	1	0						
Jim Ray Hart, R OBP: 0.417, SLG: 0.417	(1,5) 0-0 5-3		(1,5) 0-0 CS		(1,5) 0-0 1B		(1,5) 0-0 G6-4-3		(1,5) 0-0 F5	4	0	2	0	0	0	2						
Jesus Alou, R OBP: 0.250, SLG: 0.364	(1,9) 0-0 1-3		(1,9) 0-0 CS		(1,9) 0-0 F9		(1,9) 0-0 G6-4-3		(1,9) 0-0 4-3	4	0	0	0	0	0	3						
Tom Haller, L OBP: 0.500, SLG: 0.500	(1,2) 0-0 F9		(1,2) 0-0 G3		(1,2) 0-0 SH1-4		(1,2) 0-0 1B		(1,2) 4-0 BB	3	0	1	0	1	0	0						
Tito Fuentes, S OBP: 0.300, SLG: 0.400 Don Mason, L	(1,6) 0-0 5-3		(1,6) 0-0 F7		(1,6) 0-0 SH1-4		(1,6) 0-0 K		(1,6) 0-0 K	2	0	0	0	0	0	0						
Ron Herbel, R	(1,1) 0-3 K		(1,1) 0-3 K		(1,1) 0-3 K		(1,1) 0-3 K		(1,1) 0-3 K	1	0	0	0	0	1	0						
Lindy McDaniel, R	(5,1) 0-0 K		(5,1) 0-0 K		(5,1) 0-0 K		(5,1) 0-0 K		(5,1) 0-0 K	1	0	0	0	0	1	0						
Don Landrum, L	(7, PH) 0-0 K		(7, PH) 0-0 K		(7, PH) 0-0 K		(7, PH) 0-0 K		(7, PH) 0-0 K	1	0	0	0	0	1	1						
Frank Linzy, R	(8,1) 0-0 K		(8,1) 0-0 K		(8,1) 0-0 K		(8,1) 0-0 K		(8,1) 0-0 K	0	0	0	0	0	0	0						
Cap Peterson, R	(9, PH) 0-0 K		(9, PH) 0-0 K		(9, PH) 0-0 K		(9, PH) 0-0 K		(9, PH) 0-0 K	1	0	0	0	0	1	1						
<b>Inning Stats</b>	R: 2 E: 0 K: 0 S: 5	H: 2 LOB: 1 BB: 1 P: 9	R: 0 E: 0 K: 1 S: 5	H: 0 LOB: 0 BB: 0 P: 5	R: 2 E: 0 K: 0 S: 5	H: 3 LOB: 0 BB: 0 P: 5	R: 0 E: 0 K: 0 S: 3	H: 0 LOB: 0 BB: 0 P: 3	R: 0 E: 0 K: 3 S: 10	H: 1 LOB: 1 BB: 0 P: 10	R: 0 E: 0 K: 1 S: 5	H: 1 LOB: 0 BB: 0 P: 5	R: 0 E: 0 K: 2 S: 8	H: 1 LOB: 2 BB: 0 P: 9	R: 0 E: 0 K: 0 S: 3	H: 0 LOB: 1 BB: 1 P: 7	R: 0 E: 0 K: 3 S: 9	H: 0 LOB: 2 BB: 2 P: 17	1B: 7 2B: 0 3B: 0 HR: 1	SF: 1 SAC: 1 DP: 1 HBP: 1	WP: 0 PB: 0 SB: 0 CS: 1	PA: 39
<b>PITCHER</b>	IP WLS BF H R ER SO BB IBB HBP BLK WP HR S P ERA WHIP																					
Bob Buhl, R ERA: 15.43	(1,1) 2.1 W 16 4 0 0 5 0 0 1 0 0 0 0 25 26 0.00 0.923																					
Bill Hands, R	(3,1) 4.1 W 16 4 0 0 5 0 0 1 0 0 0 0 25 26 0.00 0.923																					
Ted Abernathy, R	(7,1) 2.1 S 10 0 0 0 4 3 0 0 0 0 0 0 15 27 0.00 1.286																					

Chicago Cubs @ San Francisco Giants  
Candlestick Park, San Francisco, CA  
Thu Apr 14 1966, 6:33 AM EST  
Att: 9,579 - Unknown

AB 31  
R 4  
H 8  
RBI 4  
BB 4  
SO 10  
LOB 14





Batter	1	2	3	4	5	6	7	8	9	AB	R	H	RBI	BB	SO	LOB	TOP				
Lee Mays, L OBP: 0.063, SLG: 0.067 Greg Sims, S (5, 7)	F3	4-3			4-3		K			3	0	0	0	0	0	0					
Sonny Jackson, L OBP: 0.235, SLG: 0.188 (1, 6)	S 2B		F5		F8		6-3			4	1	1	0	0	0	0					
Jimmy Wynn, R OBP: 0.250, SLG: 0.533 (1, 8)	K				6-3		5-3			4	0	1	0	0	1	1					
Joe Morgan, L OBP: 0.400, SLG: 0.643 (1, 4)	BB 2H 2B		F7			K		G3		4	0	1	1	0	1	1					
Rusty Staub, L OBP: 0.400, SLG: 0.625 (1, 9)	BB BB		4-3			1B 2B BB		K		2	1	0	0	2	1	1					
Bob Aspromonte, R OBP: 0.313, SLG: 0.214 (1, 5)					F4		2B 1-2 FC1-5 1B		3-1	3	0	1	0	1	0	0					
Jim Gentile, L OBP: 0.444, SLG: 0.556 (1, 3)	3-1									4	0	3	1	0	0	3					
John Bateman, R OBP: 0.143, SLG: 0.286 (1, 2)		5-3			F6		FC1-5		G4-3-6	4	0	0	0	0	0	4					
Turk Farrell, R Dave Nicholson, R Claude Raymond, R Bill Heath, L Don Lee, R Chuck Harrison, R OBP: 0.444, SLG: 0.425 (1, 1) (4, PH) (4, 1) (6, PH) (6, 1) (6, PH)			F7		6-3		K		1-3	1	0	0	0	0	0	0					
<b>Inning Stats</b>	R: 1 E: 0 K: 1 S: 7	H: 2 LOB: 3 BB: 2 P: 15	R: 0 E: 0 K: 0 S: 3	H: 0 LOB: 0 BB: 0 P: 3	R: 0 E: 0 K: 0 S: 4	H: 1 LOB: 1 BB: 0 P: 4	R: 0 E: 0 K: 0 S: 4	H: 1 LOB: 1 BB: 0 P: 4	R: 0 E: 0 K: 2 S: 9	H: 2 LOB: 2 BB: 1 P: 13	R: 0 E: 0 K: 1 S: 5	H: 0 LOB: 0 BB: 0 P: 5	R: 0 E: 0 K: 1 S: 5	H: 0 LOB: 0 BB: 0 P: 5	R: 0 E: 0 K: 0 S: 3	H: 1 LOB: 0 BB: 0 P: 3	1B: 5 2B: 2 3B: 0 HR: 0	SF: 0 SAC: 0 DP: 1 HBP: 0	WP: 0 PB: 0 SB: 1 CS: 0	PA: 36	
<b>PITCHER</b>	IP WLS BF H R ER SO BB IBB HBP BLK WP HR S P ERA WHIP	5.1 W 25 6 2 2 2 3 0 0 0 0 0 0 26 38 3.38 1.688	3.2 S 11 1 0 0 3 0 0 0 0 0 0 0 17 17 0.00 0.273																		

Houston Astros @ San Francisco Giants  
Candlestick Park, San Francisco, CA

Fri Apr 15 1966, 9:05 PM EST  
Att: 20,274 - Unknown - 73 F

AB	33
R	2
H	7
RBI	2
BB	3
SO	5
LOB	13



Batter	1	2	3	4	5	6	7	8	9	AB	R	H	RBI	BB	SO	LOB	BOTTOM				
Hal Lanier, R OBP: 0.333, SLG: 0.357 (1, 4)	BB E BB	SH1-3		4-3			F5			2	1	0	0	1	0	0					
Len Gabrielson, L OBP: 0.412, SLG: 0.462 Don Landrum, L (8, 7)	E 2B BB		F9		F5		4-3			3	1	0	0	1	0	1					
Willie Mays, R OBP: 0.375, SLG: 0.733 (1, 8)	E6 2B		G4-3 BB HR 1B		K		E7 1B			4	2	2	0	0	1	1					
Willie McCovey, L OBP: 0.438, SLG: 0.300 (1, 3)	F8 1H 3H 2B		G4-3 BB		4-3		4-3			3	0	1	2	1	0	1					
Jim Ray Hart, R OBP: 0.438, SLG: 0.400 (1, 5)	F8		G4-3 1-2 2-3							3	0	1	0	1	0	3					
Jesus Alou, R OBP: 0.250, SLG: 0.333 (1, 9)	6-3		HR 1B		F1		G1-6-3 1B		G1-6-3	4	1	1	0	0	0	3					
Tom Haller, L OBP: 0.438, SLG: 0.643 (1, 2)	K		HR				3-1		1-3	4	1	1	3	0	1	1					
Tito Fuentes, S OBP: 0.308, SLG: 0.385 (1, 6)		SH1-3 SH1-4 1B		6-3			F7			3	0	1	0	0	0	0					
Bob Shaw, R Frank Linzy, R (1, 1) (6, 1)		SH1-4		K			6-3			1	0	0	0	0	1	0					
<b>Inning Stats</b>	R: 3 E: 1 K: 1 S: 7	H: 1 LOB: 1 BB: 2 P: 15	R: 0 E: 0 K: 0 S: 4	H: 1 LOB: 1 BB: 0 P: 4	R: 3 E: 0 K: 0 S: 5	H: 3 LOB: 0 BB: 1 P: 9	R: 0 E: 0 K: 1 S: 5	H: 0 LOB: 0 BB: 0 P: 5	R: 0 E: 0 K: 0 S: 3	H: 0 LOB: 0 BB: 0 P: 3	R: 0 E: 1 K: 0 S: 4	H: 1 LOB: 1 BB: 0 P: 4	R: 0 E: 0 K: 0 S: 3	H: 1 LOB: 0 BB: 0 P: 3	R: 0 E: 0 K: 0 S: 3	H: 1 LOB: 0 BB: 0 P: 3	1B: 5 2B: 1 3B: 0 HR: 1	SF: 0 SAC: 2 DP: 2 HBP: 0	WP: 0 PB: 0 SB: 0 CS: 0	PA: 34	
<b>PITCHER</b>	IP WLS BF H R ER SO BB IBB HBP BLK WP HR S P ERA WHIP	3.0 L 17 5 6 5 1 3 0 0 0 0 0 0 16 28 15.00 2.667	2.0 7 0 0 0 2 1 0 0 0 0 0 0 10 14 0.00 0.500																		

Houston Astros @ San Francisco Giants  
Candlestick Park, San Francisco, CA

Fri Apr 15 1966, 9:05 PM EST  
Att: 20,274 - Unknown - 73 F

AB	28
R	6
H	7
RBI	5
BB	4
SO	3
LOB	10





Batter	1	2	3	4	5	6	7	8	9	AB	R	H	RBI	BB	SO	LOB	TOP					
Lee Maye, L OBP: 0.100, SLG: 0.105 (1, 7)										4	0	1	0	0	0	3						
Sonny Jackson, L OBP: 0.200, SLG: 0.158 (1, 6)										3	0	0	0	0	0	1						
Jimmy Wynn, R OBP: 0.250, SLG: 0.474 (1, 8)										4	0	1	0	0	1	1						
Joe Morgan, L OBP: 0.368, SLG: 0.556 (1, 4)										4	0	1	0	0	0	2						
Rusty Staub, L OBP: 0.357, SLG: 0.455 (1, 9)										3	0	0	0	1	0	1						
Jim Gentile, L OBP: 0.385, SLG: 0.692 (1, 3)										4	1	1	1	0	1	2						
Bob Aspromonte, R OBP: 0.300, SLG: 0.222 (1, 5)										4	0	1	0	0	0	0						
John Bateman, R OBP: 0.235, SLG: 0.353 (1, 2)										3	0	2	0	0	1	1						
Dave Giusti, R (1, 1)										0	0	0	0	0	0	0						
Mike Cuellar, L (6, 1)										0	0	0	0	0	0	0						
Chuck Harrison, R OBP: 0.400, SLG: 0.375 (7, PH)										1	0	0	0	0	0	1						
Gary Kroll, R (7, 1)										0	0	0	0	0	0	0						
<b>Inning Stats</b>	R: 0 E: 0 K: 1 S: 6	H: 1 LOB: 1 BB: 0 P: 6	R: 0 E: 0 K: 0 S: 3	H: 0 LOB: 0 BB: 0 P: 3	R: 0 E: 0 K: 0 S: 4	H: 1 LOB: 1 BB: 0 P: 4	R: 0 E: 0 K: 0 S: 3	H: 1 LOB: 0 BB: 0 P: 3	R: 1 E: 0 K: 0 S: 5	H: 2 LOB: 1 BB: 1 P: 5	R: 0 E: 0 K: 0 S: 4	H: 1 LOB: 1 BB: 0 P: 8	R: 0 E: 0 K: 1 S: 6	H: 1 LOB: 1 BB: 0 P: 6	R: 0 E: 0 K: 0 S: 3	H: 0 LOB: 0 BB: 0 P: 3	R: 0 E: 0 K: 1 S: 5	H: 0 LOB: 0 BB: 0 P: 5	1B: 6 2B: 0 3B: 0 HR: 1	SF: 0 SAC: 3 DP: 1 HBP: 0	WP: 0 PB: 0 SB: 0 CS: 0	PA: 34
<b>PITCHER</b> Juan Marichal, R ERA: 0.5 (1, 1)	IP: 9.0 WLS: W BF: 34 H: 7 R: 1 ER: 1 SO: 3 BB: 1 IBB: 0 HBP: 0 BLK: 0 WP: 0 HR: 1 S: 39 P: 43 ERA: 1.00 WHIP: 0.889															<b>PITCHER</b>	IP: 9.0 WLS: W BF: 34 H: 7 R: 1 ER: 1 SO: 3 BB: 1 IBB: 0 HBP: 0 BLK: 0 WP: 0 HR: 1 S: 39 P: 43 ERA: 1.00 WHIP: 0.889					

Houston Astros @ San Francisco Giants  
Candlestick Park, San Francisco, CA  
Sat Apr 16 1966, 6:33 AM EST  
Att: 18,472 - Cloudy - 73 F

AB	30
R	1
H	7
RBI	1
BB	1
SO	3
LOB	12



Batter	1	2	3	4	5	6	7	8	9	AB	R	H	RBI	BB	SO	LOB	BOTTOM	
Hal Lanier, R OBP: 0.400, SLG: 0.389 (1, 4)										4	1	2	1	1	0	1		
Len Gabrielson, L OBP: 0.381, SLG: 0.375 Don Landrum, L (7, 7)										3	1	0	0	1	2	2		
Willie Mays, R OBP: 0.350, SLG: 0.684 (1, 8)										4	0	1	2	0	0	1		
Willie McCovey, L OBP: 0.350, SLG: 0.214 (1, 3)										4	0	0	0	0	1	1		
Jim Ray Hart, R OBP: 0.500, SLG: 0.474 (1, 5)										4	1	3	0	0	0	0		
Jesus Alou, R OBP: 0.350, SLG: 0.579 (1, 9)										4	2	3	1	0	0	1		
Tom Haller, L OBP: 0.450, SLG: 0.778 (1, 2)										4	2	2	3	0	1	3		
Tito Fuentes, S OBP: 0.235, SLG: 0.294 (1, 6)										4	0	0	0	0	0	1		
Juan Marichal, R OBP: 0.286, SLG: 0.429 (1, 1)										4	0	1	0	0	0	2		
<b>Inning Stats</b>	R: 0 E: 0 K: 1 S: 5	H: 0 LOB: 0 BB: 0 P: 5	R: 2 E: 1 K: 0 S: 6	H: 2 LOB: 1 BB: 0 P: 6	R: 0 E: 0 K: 1 S: 5	H: 1 LOB: 0 BB: 0 P: 5	R: 0 E: 0 K: 1 S: 6	H: 1 LOB: 1 BB: 0 P: 6	R: 2 E: 0 K: 0 S: 7	H: 4 LOB: 1 BB: 0 P: 7	R: 0 E: 0 K: 0 S: 5	H: 2 LOB: 2 BB: 0 P: 5	R: 0 E: 0 K: 0 S: 4	H: 1 LOB: 1 BB: 0 P: 4	1B: 6 2B: 5 3B: 0 HR: 1	SF: 0 SAC: 0 DP: 1 HBP: 0	WP: 2 PB: 0 SB: 0 CS: 0	PA: 38
<b>PITCHER</b> Dave Giusti, R ERA: 10.8 Mike Cuellar, L ERA: 2.25 Gary Kroll, R ERA: (1, 1)	IP: 5.0 WLS: L BF: 24 H: 7 R: 6 ER: 6 SO: 4 BB: 2 IBB: 0 HBP: 0 BLK: 0 WP: 1 HR: 1 S: 30 P: 38 ERA: 10.80 WHIP: 1.800															<b>PITCHER</b>	IP: 5.0 WLS: L BF: 24 H: 7 R: 6 ER: 6 SO: 4 BB: 2 IBB: 0 HBP: 0 BLK: 0 WP: 1 HR: 1 S: 30 P: 38 ERA: 10.80 WHIP: 1.800	

Houston Astros @ San Francisco Giants  
Candlestick Park, San Francisco, CA  
Sat Apr 16 1966, 6:33 AM EST  
Att: 18,472 - Cloudy - 73 F

AB	36
R	7
H	12
RBI	7
BB	2
SO	4
LOB	13






Batter	1	2	3	4	5	6	7	8	9	AB	R	H	RBI	BB	SO	LOB	TOP				
Lee Mays, L OBP: 0.083, SLG: 0.087 (1, 7)	F8		F5		FC4-6			F9		4	0	0	0	0	0	1	<b>Houston Astros @ San Francisco Giants</b> Candlestick Park, San Francisco, CA Sun Apr 17 1966, 6:33 AM EST Att: 23,403 - Cloudy - 54 F				
Sonny Jackson, L OBP: 0.250, SLG: 0.217 (1, 6)	BB		S		K			5-3		4	0	2	0	0	1	1					
Jimmy Wynn, R OBP: 0.208, SLG: 0.391 (1, 8)	F5		F6		F4			F8		4	0	0	0	0	0	3					
Joe Morgan, L OBP: 0.391, SLG: 0.500 (1, 4)	BB			S				F5		2	1	0	0	2	0	0					
Rusty Staub, L OBP: 0.333, SLG: 0.357 (1, 9)	4-3		F6		K			FC6-4		3	0	0	0	1	1	3					
Jim Gentile, L OBP: 0.313, SLG: 0.563 Chuck Harrison, R OBP: 0.364, SLG: 0.333 (9, PH)		K		3-1				F8		3	0	0	0	0	2	1					
Bob Aspromonte, R OBP: 0.250, SLG: 0.182 (1, 5)		5-3		E5				FC6-4		4	0	0	0	0	0	1					
John Bateman, R OBP: 0.250, SLG: 0.400 (1, 2)				2B				F9		3	0	1	0	0	1	1					
Barry Latman, R Claude Raymond, R (7, 1)			4-3					K		2	0	0	0	1	1	0					
								FC4-6		0	0	0	0	0	0	0					
<b>Inning Stats</b>	R: 0 E: 0 K: 0 S: 4	H: 1 LOB: 2 BB: 1 P: 8	R: 0 E: 0 K: 1 S: 5	H: 1 LOB: 1 BB: 0 P: 5	R: 0 E: 0 K: 0 S: 4	H: 1 LOB: 1 BB: 0 P: 4	R: 1 E: 1 K: 1 S: 6	H: 0 LOB: 1 BB: 1 P: 10	R: 0 E: 0 K: 2 S: 5	H: 0 LOB: 0 BB: 0 P: 7	R: 0 E: 0 K: 1 S: 5	H: 0 LOB: 2 BB: 0 P: 5	R: 0 E: 0 K: 0 S: 3	H: 0 LOB: 0 BB: 0 P: 3	R: 0 E: 0 K: 0 S: 3	H: 0 LOB: 1 BB: 1 P: 7	1B: 2 2B: 1 3B: 0 HR: 0	SF: 0 SAC: 0 DP: 0 HBP: 0	WP: 0 PB: 0 SB: 3 CS: 0	PA: 34	
<b>PITCHER</b>	IP	WLS	BF	H	R	ER	SO	BB	IBB	HBP	BLK	WP	HR	S	P	ERA	WHIP				
Bobby Bolin, R ERA: 4.5 (1, 1)	8.1	W	32	3	1	0	6	4	0	0	0	0	0	40	56	0.00	0.840				
Bill Henry, L ERA: 4.5 (9, 1)	0.1	S	1	0	0	0	0	0	0	0	0	0	0	1	1	0.00	0.000				
Frank Linzy, R ERA: 4.5 (9, 1)	0.1	S	1	0	0	0	0	0	0	0	0	0	0	1	1	0.00	0.000				

AB	30
R	1
H	3
RBI	0
BB	4
SO	6
LOB	12



Batter	1	2	3	4	5	6	7	8	9	AB	R	H	RBI	BB	SO	LOB	BOTTOM				
Hal Lanier, R OBP: 0.333, SLG: 0.318 (1, 4)	K		5-3		F6		6-3			4	0	0	0	0	1	2	<b>Houston Astros @ San Francisco Giants</b> Candlestick Park, San Francisco, CA Sun Apr 17 1966, 6:33 AM EST Att: 23,403 - Cloudy - 54 F				
Jesus Alou, R OBP: 0.292, SLG: 0.478 (1, 9)	K		F6			4-3	F7			4	0	0	0	0	1	2					
Willie Mays, R OBP: 0.375, SLG: 0.739 (1, 8)	BB		5-3					6-3		4	1	2	0	0	0	0					
Willie McCovey, L OBP: 0.375, SLG: 0.235 (1, 3)					FC6-4		F8	F6		3	0	1	1	1	0	1					
Jim Ray Hart, R OBP: 0.455, SLG: 0.429 Jim Davenport, R OBP: 0.667, SLG: 2.000 (5, 5)	4-3				FC6-4		5-3			2	0	0	0	0	0	2					
					1-2					2	1	1	1	0	0	1					
Orlando Cepeda, R Don Landrum, L (8, 7)		K			K		F3	G3		3	0	0	0	0	2	1					
										1	0	0	0	0	0	0					
Tom Haller, L OBP: 0.435, SLG: 0.714 (1, 2)		E7			F8			BB		3	1	1	0	0	0	1					
								BB													
Tito Fuentes, S OBP: 0.250, SLG: 0.300 (1, 6)		K			F6			E		3	0	1	0	0	1	1					
								BB													
Bobby Bolin, R ERA: 2.84 Bill Henry, L Frank Linzy, R (9, 1)		K			6-3					3	0	1	1	0	1	1					
										0	0	0	0	0	0	0					
										0	0	0	0	0	0	0					
<b>Inning Stats</b>	R: 1 E: 0 K: 2 S: 9	H: 2 LOB: 1 BB: 0 P: 9	R: 0 E: 1 K: 3 S: 10	H: 0 LOB: 1 BB: 0 P: 10	R: 0 E: 0 K: 0 S: 3	H: 0 LOB: 0 BB: 0 P: 3	R: 0 E: 0 K: 1 S: 5	H: 0 LOB: 1 BB: 1 P: 9	R: 0 E: 0 K: 0 S: 3	H: 0 LOB: 0 BB: 0 P: 3	R: 0 E: 0 K: 0 S: 4	H: 1 LOB: 1 BB: 0 P: 4	R: 1 E: 1 K: 0 S: 6	H: 3 LOB: 2 BB: 0 P: 6	R: 0 E: 0 K: 0 S: 4	H: 1 LOB: 0 BB: 0 P: 4	1B: 4 2B: 2 3B: 0 HR: 1	SF: 0 SAC: 0 DP: 0 HBP: 0	WP: 1 PB: 0 SB: 0 CS: 0	PA: 33	
<b>PITCHER</b>	IP	WLS	BF	H	R	ER	SO	BB	IBB	HBP	BLK	WP	HR	S	P	ERA	WHIP				
Barry Latman, R ERA: 2.84 Claude Raymond, R ERA: 2.45 (7, 1)	6.1	L	27	6	2	2	6	1	0	0	0	0	0	38	42	2.84	1.105				
	1.2		6	1	1	1	0	0	0	0	0	0	1	6	6	5.40	0.600				

AB	32
R	3
H	7
RBI	3
BB	1
SO	6
LOB	12





Batter	1	2	3	4	5	6	7	8	9	AB	R	H	RBI	BB	SO	LOB	TOP					
Hal Lanier, R OBP: 0.300, SLG: 0.393	F6	FC5-4				6-3		6-3	F5	6	1	1	1	0	0	1	<b>San Francisco Giants @ Chicago Cubs</b> Wrigley Field, Chicago, IL Tue Apr 19 1966, 3:33 AM CST Att: 15,396 - Unknown					
Jesus Alou, R OBP: 0.379, SLG: 0.607	1B	2B	4-3		HR	1B	E	1B	1B	5	4	4	0	0	0	0						
Willie Mays, R OBP: 0.448, SLG: 0.857	G4-6-3	1B	G4-6-3		HR	E8	E4	5-3	BB	5	2	4	4	0	0	1						
Willie McCovey, L OBP: 0.345, SLG: 0.190	G4-6-3		G4-6-3		5-3	E4		5-3	BB	4	1	0	0	1	0	3						
Jim Ray Hart, R OBP: 0.481, SLG: 0.615		HR				5-3		5-3		5	2	3	1	0	0	2						
Orlando Cepeda, R OBP: 0.425, SLG: 0.833										3	1	2	2	0	1	1						
Don Landrum, L OBP: 0.200, SLG: 0.400	HR				FC6-4					2	0	1	2	0	0	0						
Tom Haller, L OBP: 0.393, SLG: 0.600	G3				F7					4	0	0	0	1	0	4						
Tito Fuentes, S OBP: 0.308, SLG: 0.318						FC6-4				2	0	1	0	0	1	2						
Len Gabrielson, L OBP: 0.348, SLG: 0.333										1	0	0	0	0	0	1						
Gaylord Perry, R OBP: 0.285, SLG: 0.333										1	0	0	0	0	0	0						
Bill Henry, L OBP: 0.285, SLG: 0.333										1	0	0	0	0	0	0						
Bob Priddy, R OBP: 0.285, SLG: 0.333										1	0	0	0	0	0	0						
Bobby Bolin, R OBP: 0.285, SLG: 0.333										1	0	0	0	0	0	0						
Ron Herbel, R OBP: 0.285, SLG: 0.333										2	0	0	0	0	0	1						
Lindy McDaniel, R OBP: 0.285, SLG: 0.333										0	0	0	0	0	0	0						
Frank Linzy, R OBP: 0.285, SLG: 0.333										0	0	0	0	0	0	0						
Dick Schofield, S OBP: 0.285, SLG: 0.333										1	0	0	0	0	0	1						
Joe Gibbon, R OBP: 0.285, SLG: 0.333										0	0	0	0	0	0	0						
Jim Davenport, R OBP: 0.285, SLG: 0.333										2	0	0	0	0	0	1						
										2	0	0	0	0	0	1						
<b>Inning Stats</b>	R: 1 E: 0 K: 0 S: 4	H: 2 LOB: 0 BB: 0 P: 4	R: 2 E: 0 K: 0 S: 6	H: 3 LOB: 1 BB: 0 P: 6	R: 0 E: 0 K: 0 S: 3	H: 1 LOB: 0 BB: 0 P: 3	R: 0 E: 0 K: 2 S: 8	H: 1 LOB: 2 BB: 1 P: 12	R: 3 E: 1 K: 0 S: 8	H: 4 LOB: 2 BB: 0 P: 8	R: 1 E: 0 K: 1 S: 7	H: 1 LOB: 1 BB: 0 P: 7	R: 1 E: 0 K: 0 S: 6	H: 1 LOB: 1 BB: 1 P: 10	R: 3 E: 0 K: 0 S: 6	H: 3 LOB: 1 BB: 1 P: 10	R: 0 E: 0 K: 1 S: 5	H: 0 LOB: 0 BB: 0 P: 5	1B: 8 2B: 4 3B: 0 HR: 4	SF: 0 SAC: 0 DP: 2 HBP: 0	WP: 0 PB: 0 SB: 0 CS: 0	PA: 46
<b>PITCHER</b>	IP WLS BF H R ER SO BB IBB HBP BLK WP HR S P ERA WHIP																					
Ernie Broglio, R ERA: 5.4	(1, 1) 3.0 14 7 3 3 3 0 0 0 0 0 0 0 1 14 14 9.00 2.333																					
Bill Faul, R ERA: 7.2	(4, 1) 1.0 7 3 3 3 3 2 0 1 0 0 0 0 2 10 14 27.00 3.000																					
Larry Jackson, R ERA: 13.5	(5, 1) 3.0 15 3 2 1 2 1 0 0 0 0 0 0 0 18 22 3.00 1.333																					
Ted Abernathy, R ERA: 9.0	(8, 1) 0.2 L 6 3 3 3 0 1 0 0 0 0 0 0 0 5 9 40.50 6.000																					
Billy Hoelt, L ERA: 6.75	(8, 1) 1.1 4 0 0 0 0 1 0 0 0 0 0 0 0 6 6 0.00 0.000																					

Batter	1	2	3	4	5	6	7	8	9	AB	R	H	RBI	BB	SO	LOB	BOTTOM					
Glenn Beckert, R OBP: 0.367, SLG: 0.393	PB		6-3		1B				1-3	4	2	3	0	1	0	0	<b>San Francisco Giants @ Chicago Cubs</b> Wrigley Field, Chicago, IL Tue Apr 19 1966, 3:33 AM CST Att: 15,396 - Unknown					
George Altman, L OBP: 0.150, SLG: 0.300	1B		4-3		BB				1B	3	1	1	0	0	1	1						
Harvey Kuenn, R OBP: 0.333, SLG: 0.333	K				1B				1-3	1	0	0	0	0	1	1						
Wes Covington, L OBP: 0.333, SLG: 0.333					6-3				1-2	1	0	0	0	0	0	1						
Billy Williams, L OBP: 0.333, SLG: 0.333	F2				F9				E4	5	1	1	1	0	1	1						
Ron Santo, R OBP: 0.500, SLG: 0.522					HR				14 BB	3	2	2	0	2	1	0						
Don Kessinger, S OBP: 0.357, SLG: 0.333	BB				14 BB				14 BB	0	0	0	0	0	0	0						
14 Ernie Banks, R OBP: 0.296, SLG: 0.320	6-3				1B				1-3	4	1	1	1	1	1	5						
Roberto Pena, R OBP: 0.273, SLG: 0.455					HR				1-2	4	0	0	1	0	0	3						
Ty Cline, L OBP: 0.375, SLG: 0.375	F8				F9				4-3	1	0	0	0	0	1	3						
Byron Browne, R OBP: 0.500, SLG: 1.250	F2				HR				6-3	4	2	2	3	0	0	0						
Randy Hundley, R OBP: 0.185, SLG: 0.385	F8				HR				K	4	1	1	3	0	1	0						
Ernie Broglio, R ERA: 8.22	(1, 1) 3.2 17 5 4 4 4 2 1 0 0 0 0 0 0 17 24 9.82 1.636																					
Lindy McDaniel, R ERA: 10.8	(4, 1) 0.1 4 2 3 3 1 1 0 0 0 0 0 0 5 9 81.00 9.000																					
Frank Linzy, R ERA: 6.43	(5, 1) 1.0 5 1 2 2 1 1 0 0 0 0 0 1 6 10 18.00 2.000																					
Joe Gibbon, L ERA: 10.8	(6, 1) 1.0 3 1 0 0 0 1 0 0 0 0 0 0 5 5 0.00 1.000																					
Gaylord Perry, R ERA: 10.8	(7, 1) 2.2 W 9 1 1 0 4 0 0 0 0 0 0 0 17 17 0.00 0.375																					
<b>Inning Stats</b>	R: 0 E: 0 K: 1 S: 6	H: 1 LOB: 2 BB: 1 P: 10	R: 0 E: 0 K: 0 S: 3	H: 0 LOB: 0 BB: 0 P: 3	R: 0 E: 0 K: 1 S: 5	H: 0 LOB: 0 BB: 0 P: 5	R: 4 E: 0 K: 1 S: 9	H: 4 LOB: 0 BB: 0 P: 9	R: 5 E: 0 K: 1 S: 8	H: 3 LOB: 0 BB: 2 P: 16	R: 0 E: 0 K: 1 S: 5	H: 1 LOB: 0 BB: 0 P: 5	R: 0 E: 0 K: 2 S: 7	H: 0 LOB: 0 BB: 0 P: 7	R: 0 E: 0 K: 1 S: 5	H: 0 LOB: 0 BB: 0 P: 5	R: 1 E: 1 K: 2 S: 10	H: 2 LOB: 3 BB: 1 P: 14	1B: 8 2B: 1 3B: 0 HR: 2	SF: 0 SAC: 0 DP: 0 HBP: 0	WP: 0 PB: 1 SB: 0 CS: 0	PA: 42
<b>PITCHER</b>	IP WLS BF H R ER SO BB IBB HBP BLK WP HR S P ERA WHIP																					
Bill Henry, L ERA: 10.8	(9, 1) 0.0 1 0 0 0 0 0 0 0 0 0 0 0 1 1 1 0.00 1.000																					
Bob Priddy, R ERA: 10.8	(9, 1) 0.0 2 1 0 0 0 0 1 0 0 0 0 0 0 1 5 0.00 1.000																					
Bobby Bolin, R ERA: 10.8	(9, 1) 0.1 S 1 0 0 0 0 1 0 0 0 0 0 0 0 3 3 0.00 0.000																					







Batter	1	2	3	4	5	6	7	8	9	AB	R	H	RBI	BB	SO	LOB	TOP					
Hal Lanier, R OBP: 0.282, SLG: 0.351 (1, 4)	6-3	FC5-4			F7		1B			4	0	1	0	0	0	3	<b>San Francisco Giants @ Houston Astros</b> Astrodome, Houston, TX Fri Apr 22 1966, 7:05 PM EST Att: 20,094 - Unknown					
Jesus Alou, R OBP: 0.324, SLG: 0.500 (1, 9)	1B		5-3		K2-3		1-3			4	0	1	0	0	1	1						
Willie Mays, R OBP: 0.459, SLG: 0.853 (1, 8)	F9		E 1B BB		6-3			G3-6-3 1B		3	0	1	0	1	0	1						
Willie McCovey, L OBP: 0.378, SLG: 0.276 (1, 3)	K		F9		F5			G3-6-3 1-2		4	0	0	0	0	1	3						
Jim Ray Hart, R OBP: 0.486, SLG: 0.676 (1, 5)		1B 1B	E8 1-3		1B 1B			5-3		4	0	3	0	0	0	0						
Orlando Cepeda, R OBP: 0.357, SLG: 0.538 (1, 7)		BB 1-3	F9		F7			F6		4	0	1	0	0	0	3						
Tom Haller, L OBP: 0.361, SLG: 0.500 (1, 2)		FC5-4 BB 1-2		K		1-3		F2		3	0	1	0	1	1	0						
Dick Schofield, S (1, 6)		F4		4-3			4-3	4-3		4	0	0	0	0	0	3						
Bob Shaw, R (1, 1)										2	0	0	0	0	2	3						
Joe Gibbon, R (5, 1)										0	0	0	0	0	0	0						
Len Gabrielson, L OBP: 0.348, SLG: 0.333 (7, PH)										1	0	0	0	0	1	0						
Bob Priddy, R (7, 1)										0	0	0	0	0	0	0						
<b>Inning Stats</b>	R: 0 E: 0 K: 1 S: 6	H: 1 LOB: 1 BB: 0 P: 6	R: 0 E: 0 K: 1 S: 7	H: 2 LOB: 3 BB: 1 P: 11	R: 0 E: 1 K: 0 S: 4	H: 1 LOB: 2 BB: 1 P: 8	R: 0 E: 0 K: 2 S: 7	H: 0 LOB: 0 BB: 0 P: 7	R: 0 E: 0 K: 1 S: 5	H: 0 LOB: 0 BB: 0 P: 5	R: 0 E: 0 K: 0 S: 4	H: 2 LOB: 2 BB: 0 P: 4	R: 0 E: 0 K: 1 S: 6	H: 1 LOB: 1 BB: 0 P: 6	R: 0 E: 0 K: 0 S: 3	H: 1 LOB: 0 BB: 0 P: 3	R: 0 E: 0 K: 0 S: 3	H: 0 LOB: 0 BB: 0 P: 3	1B: 8 2B: 0 3B: 0 HR: 0	SF: 0 SAC: 0 DP: 1 HBP: 0	WP: 0 PB: 0 SB: 0 CS: 0	PA: 35
<b>PITCHER</b> Dave Giusti, R ERA: 3.86 (1, 1)	IP: 9.0 WLS: W BF: 35 H: 8 R: 0 ER: 0 SO: 6 BB: 2 IBB: 0 HBP: 0 BLK: 0 WP: 0 HR: 0 S: 45 P: 53 ERA: 0.00 WHIP: 1.111																					

Batter	1	2	3	4	5	6	7	8	9	AB	R	H	RBI	BB	SO	LOB	BOTTOM			
Joe Morgan, L OBP: 0.439, SLG: 0.568 (1, 4)	HR		FC4-6 1-6-3		1-3		1B			4	1	3	1	0	0	1	<b>San Francisco Giants @ Houston Astros</b> Astrodome, Houston, TX Fri Apr 22 1966, 7:05 PM EST Att: 20,094 - Unknown			
Sonny Jackson, L OBP: 0.288, SLG: 0.231 (1, 6)	F4		1-6-3		K		F7			4	0	0	0	0	1	5				
Jimmy Wynn, R OBP: 0.250, SLG: 0.405 (1, 8)	K		K		1-3			F2		4	0	0	0	0	2	3				
Jim Gentile, L OBP: 0.346, SLG: 0.600 (1, 3)	1B				HR		K	G3		4	1	2	1	0	1	0				
Rusty Staub, L OBP: 0.229, SLG: 0.276 (1, 7)	G3				K		K	F9		4	0	0	0	0	2	1				
Dave Nicholson, R OBP: 0.400, SLG: 0.412 (1, 9)		6-3			K		K			3	0	0	0	0	2	0				
Bob Aspromonte, R OBP: 0.282, SLG: 0.290 (1, 5)		F8			5-3			F8		3	0	0	0	0	0	0				
John Bateman, R OBP: 0.257, SLG: 0.485 (1, 2)		5-3					2-3	4-3		3	0	0	0	0	0	0				
Dave Giusti, R OBP: 1.000, SLG: 1.000 (1, 1)			FC4-6 1B		1B		1B			3	0	3	0	0	0	0				
<b>Inning Stats</b>	R: 1 E: 0 K: 1 S: 7	H: 2 LOB: 1 BB: 0 P: 7	R: 0 E: 0 K: 0 S: 3	H: 0 LOB: 0 BB: 0 P: 3	R: 0 E: 0 K: 1 S: 6	H: 1 LOB: 1 BB: 0 P: 6	R: 1 E: 0 K: 2 S: 8	H: 1 LOB: 0 BB: 0 P: 8	R: 0 E: 0 K: 1 S: 7	H: 2 LOB: 2 BB: 0 P: 7	R: 0 E: 0 K: 3 S: 9	H: 0 LOB: 0 BB: 0 P: 9	R: 0 E: 0 K: 0 S: 5	H: 2 LOB: 2 BB: 0 P: 5	R: 0 E: 0 K: 0 S: 3	H: 0 LOB: 0 BB: 0 P: 3		1B: 6 2B: 0 3B: 0 HR: 2	SF: 0 SAC: 0 DP: 0 HBP: 0	WP: 0 PB: 0 SB: 0 CS: 0
<b>PITCHER</b> Bob Shaw, R ERA: 3.72 (1, 1)	IP: 4.1 WLS: L BF: 19 H: 6 R: 2 ER: 2 SO: 4 BB: 2 IBB: 2 HBP: 0 BLK: 0 WP: 0 HR: 2 S: 27 P: 27 ERA: 4.15 WHIP: 1.385																			
Joe Gibbon, L (5, 1)	1.2	5	0	0	0	4	0	0	0	0	0	13	13	0.00	0.000					
Bob Priddy, R (7, 1)	2.0	8	2	0	0	0	0	0	0	0	0	8	8	0.00	1.000					



Batter	1	2	3	4	5	6	7	8	9	AB	R	H	RBI	BB	SO	LOB	TOP			
Hal Lanier, R (1,4) OBP: 0.262, SLG: 0.325	K		5-3		6-3			K		3	0	0	0	0	1	1	<b>San Francisco Giants @ Houston Astros</b> Astrodome, Houston, TX Sat Apr 23 1966, 4:33 AM EST Att: 11,963 - Unknown			
Len Gabrielson, L (8, PH) OBP: 0.333, SLG: 0.316										1	0	0	0	0	1	0				
Lindy McDaniel, R (8,1)	FC6-4									0	0	0	0	0	0	0				
Jesus Alou, R (1,9) OBP: 0.293, SLG: 0.450	F8		F7			4-3		G3		4	0	0	0	0	0	1				
Willie Mays, R (1,8) OBP: 0.415, SLG: 0.763	FC6-4			F8		5-3			1-3	4	0	0	0	0	0	1				
Willie McCovey, L (1,3) OBP: 0.390, SLG: 0.281						F9			1-3	3	0	1	0	1	0	0				
Jim Ray Hart, R (1,5) OBP: 0.513, SLG: 0.676										3	0	2	0	1	0	2				
Orlando Cepeda, R (1,7) OBP: 0.276, SLG: 0.412			6-3		F6			K		4	0	0	0	0	1	3				
Tom Haller, L (1,2) OBP: 0.359, SLG: 0.514								F8		3	0	1	0	0	0	1				
Dick Schofield, S (1,6)										3	0	0	0	0	0	2				
Bobby Bolin, R (1,1) OBP: 0.222, SLG: 0.125										2	0	0	0	0	1	1				
Joe Gibbon, R (6,1)										0	0	0	0	0	0	0				
Don Landrum, L (8, PH) OBP: 0.143, SLG: 0.286			K							1	0	0	0	0	1	0				
Jim Davenport, R (8,4) OBP: 0.400, SLG: 1.000										0	0	0	0	0	0	0				
<b>Inning Stats</b>	R: 0 E: 0 K: 1 S: 7	H: 1 LOB: 2 BB: 0 P: 7	R: 0 E: 0 K: 0 S: 3	H: 0 LOB: 0 BB: 0 P: 3	R: 0 E: 0 K: 1 S: 5	H: 0 LOB: 0 BB: 0 P: 5	R: 0 E: 0 K: 0 S: 3	H: 1 LOB: 1 BB: 1 P: 7	R: 0 E: 0 K: 0 S: 4	H: 1 LOB: 1 BB: 0 P: 4	R: 0 E: 0 K: 0 S: 3	H: 0 LOB: 1 BB: 1 P: 9	R: 0 E: 0 K: 2 S: 7	H: 0 LOB: 0 BB: 0 P: 7	R: 0 E: 0 K: 0 S: 4	H: 1 LOB: 1 BB: 0 P: 4	1B: 3 2B: 1 3B: 0 HR: 0	SF: 0 SAC: 0 DP: 0 HBP: 0	WP: 0 PB: 2 SB: 0 CS: 0	PA: 33
<b>PITCHER</b> Barry Latman, R (1,1) ERA: 1.17	IP: 9.0 WLS: W BF: 33 H: 4 R: 0 ER: 0 SO: 5 BB: 2 IBB: 0 HBP: 0 BLK: 0 WP: 0 HR: 0 S: 41 P: 49 ERA: 0.00 WHIP: 0.667															<b>PITCHER</b>				

Batter	1	2	3	4	5	6	7	8	9	AB	R	H	RBI	BB	SO	LOB	BOTTOM			
Joe Morgan, L (1,4) OBP: 0.422, SLG: 0.525	F8		1B PB SF9 BB		F8	SH1-3		G3		3	1	0	0	1	0	1	<b>San Francisco Giants @ Houston Astros</b> Astrodome, Houston, TX Sat Apr 23 1966, 4:33 AM EST Att: 11,963 - Unknown			
Sonny Jackson, L (1,6) OBP: 0.311, SLG: 0.326			SF9 S 1-3 1B			4-3				4	1	3	0	0	0	1				
Jimmy Wynn, R (1,8) OBP: 0.250, SLG: 0.390										4	0	1	1	0	1	3				
Jim Gentile, L (1,3) OBP: 0.367, SLG: 0.556										2	0	0	0	2	0	1				
Rusty Staub, L (1,7) OBP: 0.205, SLG: 0.250										3	0	0	1	0	1	2				
Dave Nicholson, R (1,9) OBP: 0.417, SLG: 0.524										4	1	2	0	0	1	4				
Bob Aspromonte, R (1,5) OBP: 0.279, SLG: 0.295										4	1	1	0	0	0	2				
John Bateman, R (1,2) OBP: 0.308, SLG: 0.514										4	0	3	1	0	0	1				
Barry Latman, R (1,1) OBP: 0.286, SLG: 0.167										4	0	1	1	0	0	4				
<b>Inning Stats</b>	R: 0 E: 0 K: 0 S: 4	H: 1 LOB: 1 BB: 0 P: 4	R: 0 E: 0 K: 1 S: 7	H: 2 LOB: 2 BB: 0 P: 7	R: 1 E: 0 K: 2 S: 8	H: 1 LOB: 2 BB: 2 P: 16	R: 0 E: 0 K: 0 S: 3	H: 1 LOB: 0 BB: 0 P: 3	R: 1 E: 0 K: 0 S: 5	H: 2 LOB: 2 BB: 1 P: 9	R: 1 E: 1 K: 0 S: 5	H: 2 LOB: 1 BB: 0 P: 5	R: 0 E: 0 K: 0 S: 3	H: 0 LOB: 0 BB: 0 P: 3	R: 1 E: 0 K: 0 S: 5	H: 2 LOB: 1 BB: 0 P: 5		1B: 9 2B: 0 3B: 2 HR: 0	SF: 1 SAC: 1 DP: 1 HBP: 0	WP: 1 PB: 1 SB: 3 CS: 0
<b>PITCHER</b> Bobby Bolin, R (1,1) ERA: 1.17 Joe Gibbon, L (6,1) ERA: 1.17 Lindy McDaniel, R (8,1) ERA: 10.38	IP: 5.1 WLS: L BF: 27 H: 9 R: 3 ER: 3 SO: 3 BB: 1 IBB: 2 HBP: 0 BLK: 0 WP: 1 HR: 0 S: 30 P: 42 ERA: 5.06 WHIP: 1.875															<b>PITCHER</b>				





Batter	1	2	3	4	5	6	7	8	9	AB	R	H	RBI	BB	SO	LOB	TOP								
Hal Lanier, R OBP: 0.238, SLG: 0.295 (1,4)	F8		6-3			F3	FC6-4			4	0	0	0	0	0	2	<b>San Francisco Giants @ Houston Astros</b> Astrodome, Houston, TX Sat Apr 23 1966, 7:05 PM EST Att: 28,041 - Unknown								
Jesus Alou, R OBP: 0.267, SLG: 0.409 (1,7)	1-3		F8			1-3		3-1		4	0	0	0	0	0	0									
Willie Mays, R OBP: 0.400, SLG: 0.786 (1,8)	F8					HR		F6		4	1	1	1	0	1	0									
Willie McCovey, L OBP: 0.400, SLG: 0.286 (1,3)		G3						G3		3	0	1	0	1	0	0									
Jim Ray Hart, R OBP: 0.488, SLG: 0.625 (1,5)		E6 2B				F9		F6		3	1	0	0	1	0	2									
Tom Haller, L OBP: 0.372, SLG: 0.538 (1,2)						4-3				4	0	2	1	0	0	2									
Ollie Brown, R OBP: 0.250, SLG: 0.250 (1,9)										4	0	1	0	0	1	3									
Jim Davenport, R OBP: 0.333, SLG: 0.625 (1,6)										4	0	1	0	0	0	3									
Gaylord Perry, R (1,1)										3	0	0	0	0	1	2									
<b>Inning Stats</b>	R: 0 E: 0 K: 0 S: 3	H: 0 LOB: 0 BB: 0 P: 3	R: 1 E: 1 K: 0 S: 5	H: 1 LOB: 1 BB: 0 P: 5	R: 0 E: 0 K: 0 S: 3	H: 0 LOB: 0 BB: 0 P: 3	R: 0 E: 0 K: 1 S: 6	H: 1 LOB: 1 BB: 0 P: 6	R: 0 E: 0 K: 1 S: 5	H: 1 LOB: 0 BB: 0 P: 5	R: 1 E: 0 K: 0 S: 4	H: 1 LOB: 1 BB: 1 P: 8	R: 0 E: 0 K: 0 S: 5	H: 2 LOB: 2 BB: 0 P: 5	R: 0 E: 0 K: 1 S: 3	H: 0 LOB: 0 BB: 0 P: 3	R: 0 E: 0 K: 1 S: 5	H: 0 LOB: 1 BB: 1 P: 9	1B: 4 2B: 2 3B: 0 HR: 1	SF: 0 SAC: 0 DP: 1 HBP: 0	WP: 0 PB: 0 SB: 0 CS: 0	PA: 35			
<b>PITCHER</b>	IP	WLS	BF	H	R	ER	SO	BB	IBB	HBP	BLK	WP	HR	S	P	ERA	WHIP								
Robin Roberts, R ERA: 3.32 (1,1)	8.0	L	31	6	2	1	2	1	0	0	0	0	1	34	38	1.12	0.875								
Jim Owens, R ERA: 1.5 (9,1)	1.0		4	0	0	0	1	1	0	0	0	0	0	5	9	0.00	1.000								

AB 33  
R 2  
H 6  
RBI 2  
BB 2  
SO 3  
LOB 14



Batter	1	2	3	4	5	6	7	8	9	AB	R	H	RBI	BB	SO	LOB	BOTTOM								
Joe Morgan, L OBP: 0.429, SLG: 0.512 (1,4)	2B SF7	F4								3	1	1	0	1	1	1	<b>San Francisco Giants @ Houston Astros</b> Astrodome, Houston, TX Sat Apr 23 1966, 7:05 PM EST Att: 28,041 - Unknown								
Sonny Jackson, L OBP: 0.306, SLG: 0.340 (1,6)										4	0	1	0	0	0	1									
Jimmy Wynn, R OBP: 0.229, SLG: 0.356 (1,8)										4	0	0	0	0	1	2									
Jim Gentile, L OBP: 0.353, SLG: 0.500 (1,3)										3	0	0	0	1	0	0									
Rusty Staub, L OBP: 0.209, SLG: 0.257 (1,7)										3	0	1	1	0	0	0									
Dave Nicholson, R OBP: 0.357, SLG: 0.440 (1,9)										4	0	0	0	0	3	3									
Bob Aspromonte, R OBP: 0.283, SLG: 0.214 (1,5)										3	0	1	0	0	0	0									
Bill Heath, L (1,2)										3	0	0	0	0	0	1									
Robin Roberts, S (1,1)										1	0	0	0	0	1	0									
Lee Maye, L OBP: 0.133, SLG: 0.138 (8,PH)										1	0	0	0	0	1	0									
Jim Owens, R (9,1)										0	0	0	0	0	0	0									
<b>Inning Stats</b>	R: 1 E: 0 K: 1 S: 7	H: 2 LOB: 2 BB: 1 P: 11	R: 0 E: 0 K: 0 S: 4	H: 1 LOB: 1 BB: 0 P: 4	R: 0 E: 0 K: 0 S: 3	H: 0 LOB: 0 BB: 0 P: 3	R: 0 E: 0 K: 1 S: 5	H: 0 LOB: 0 BB: 0 P: 5	R: 0 E: 0 K: 1 S: 3	H: 0 LOB: 0 BB: 0 P: 3	R: 0 E: 0 K: 2 S: 7	H: 0 LOB: 0 BB: 0 P: 7	R: 0 E: 0 K: 1 S: 6	H: 1 LOB: 1 BB: 0 P: 6	R: 0 E: 0 K: 1 S: 6	H: 1 LOB: 1 BB: 0 P: 6	1B: 3 2B: 1 3B: 0 HR: 0	SF: 1 SAC: 1 DP: 0 HBP: 0	WP: 0 PB: 0 SB: 0 CS: 0	PA: 33					
<b>PITCHER</b>	IP	WLS	BF	H	R	ER	SO	BB	IBB	HBP	BLK	WP	HR	S	P	ERA	WHIP								
Gaylord Perry, R ERA: 0.77 (1,1)	9.0	W	33	4	1	1	7	1	1	0	0	0	0	45	53	1.00	0.556								






Batter	1	2	3	4	5	6	7	8	9	AB	R	H	RBI	BB	SO	LOB	TOP										
Hal Lanier, R (1,4) OBP: 0.224, SLG: 0.277 Don Landrum, L (7,PH) OBP: 0.125, SLG: 0.250 Joe Gibbon, R (7,1) Frank Linzy, R (8,1) OBP: 0.500, SLG: 1.500	F9		K		5-3		F2		3B	3	0	0	0	0	1	0	<b>San Francisco Giants @ Houston Astros</b> Astrodome, Houston, TX Sun Apr 24 1966, 4:33 AM EDT Att: 20,197 - Unknown										
Jesus Alou, R (1,7) OBP: 0.260, SLG: 0.388	6-3		E1		5-3		F4		5-3	5	0	1	0	0	0	1											
Willie Mays, R (1,8) OBP: 0.388, SLG: 0.804	E6		F7		F8		HR			4	1	1	1	0	0	1											
Willie McCovey, L (1,3) OBP: 0.408, SLG: 0.308	1B				4-1		4-3			4	0	2	0	0	0	0											
Jim Ray Hart, R (1,5) OBP: 0.489, SLG: 0.674	1B		F7		F7		5-3		HR	3	1	1	1	1	0	1											
Tom Haller, L (1,2) OBP: 0.362, SLG: 0.500	F2		F8		F8		BB		F9	3	1	0	0	1	0	4											
Ollie Brown, R (1,9) OBP: 0.375, SLG: 0.286			K		K		BB		F8	3	0	1	0	1	1	1											
Jim Davenport, R (1,6) OBP: 0.385, SLG: 0.583	G4-6-3				6-3		1B		FC3-6	4	0	2	1	0	0	1											
Ron Herbel, R (1,1) Orlando Cepeda, R (7,PH) OBP: 0.263, SLG: 0.389 Dick Schofield, S (7,6)	6-3				K		F3		FC3-6	2	0	0	0	0	1	0	<b>GIANTS</b>										
<b>Inning Stats</b>	R: 0 E: 1 K: 0 S: 5	H: 1 LOB: 3 BB: 1 P: 9	R: 0 E: 0 K: 0 S: 3	H: 1 LOB: 0 BB: 0 P: 3	R: 0 E: 1 K: 1 S: 5	H: 1 LOB: 1 BB: 0 P: 5	R: 0 E: 0 K: 1 S: 6	H: 0 LOB: 0 BB: 0 P: 5	R: 0 E: 0 K: 0 S: 3	H: 0 LOB: 0 BB: 0 P: 3	R: 1 E: 0 K: 0 S: 4	H: 1 LOB: 2 BB: 2 P: 12	R: 2 E: 0 K: 0 S: 5	H: 2 LOB: 0 BB: 0 P: 5	R: 1 E: 0 K: 0 S: 5	H: 2 LOB: 1 BB: 0 P: 5		1B: 6 2B: 0 3B: 1 HR: 2	SF: 0 SAC: 0 DP: 1 HBP: 0	WP: 0 PB: 0 SB: 0 CS: 0	PA: 38						
<b>PITCHER</b>	IP	WLS	BF	H	R	ER	SO	BB	IBB	HBP	BLK	WP	HR	S	P	ERA	WHIP										
Larry Dierker, R (1,1) ERA: 5.79	6.1		25	4	1	1	3	3	0	0	0	0	0	28	40	1.42	1.105										
Jim Owens, R (7,1) ERA: 4.15	2.2	L	13	5	3	3	0	0	0	0	0	0	2	13	13	10.12	1.875										


Batter	1	2	3	4	5	6	7	8	9	AB	R	H	RBI	BB	SO	LOB	BOTTOM										
Joe Morgan, L (1,4) OBP: 0.407, SLG: 0.479	CS		G3		F8		F7		3-1	5	0	1	0	0	0	0	<b>San Francisco Giants @ Houston Astros</b> Astrodome, Houston, TX Sun Apr 24 1966, 4:33 AM EDT Att: 20,197 - Unknown										
Sonny Jackson, L (1,6) OBP: 0.314, SLG: 0.347 Bob Lillis, R (4,6)	1B		4-3		1B		F9		1-3	2	0	1	0	0	0	0											
Jimmy Wynn, R (1,8) OBP: 0.269, SLG: 0.469	F8		HR		1B		2B			4	1	3	1	0	0	1											
Jim Gentile, L (1,3) OBP: 0.316, SLG: 0.441	F7		4-3		F3		F9			4	0	0	0	0	0	4											
Rusty Staub, L (1,7) OBP: 0.255, SLG: 0.342		6-3			1B		1B		6-3	3	1	2	0	1	0	0											
Dave Nicholson, R (1,9) OBP: 0.375, SLG: 0.448	F8				G6-4-3		1B		F7	4	0	2	0	0	0	1											
Bob Aspromonte, R (1,5) OBP: 0.300, SLG: 0.239	6-3		G6-4-3		1B		1B		FC6-4	4	0	2	0	0	0	2											
John Bateman, R (1,2) OBP: 0.302, SLG: 0.475			HR		K		K		FC6-4	3	0	0	0	1	2	3											
Larry Dierker, R (1,1) Jim Owens, R (7,1) Lee Maye, L (9,PH) OBP: 0.129, SLG: 0.133	K				K		F8		K	3	0	0	0	0	2	4	<b>HOUSTON ASTROS</b>										
<b>Inning Stats</b>	R: 0 E: 0 K: 0 S: 4	H: 2 LOB: 1 BB: 0 P: 4	R: 0 E: 0 K: 1 S: 6	H: 1 LOB: 2 BB: 1 P: 10	R: 1 E: 0 K: 1 S: 6	H: 2 LOB: 0 BB: 0 P: 6	R: 1 E: 0 K: 1 S: 6	H: 2 LOB: 2 BB: 1 P: 10	R: 0 E: 0 K: 1 S: 6	H: 2 LOB: 2 BB: 1 P: 10	R: 0 E: 0 K: 0 S: 4	H: 1 LOB: 1 BB: 0 P: 4	R: 0 E: 0 K: 0 S: 4	H: 1 LOB: 1 BB: 0 P: 4	R: 0 E: 0 K: 1 S: 5	H: 0 LOB: 0 BB: 0 P: 5		1B: 7 2B: 3 3B: 0 HR: 1	SF: 0 SAC: 0 DP: 1 HBP: 0	WP: 0 PB: 0 SB: 2 CS: 1	PA: 38						
<b>PITCHER</b>	IP	WLS	BF	H	R	ER	SO	BB	IBB	HBP	BLK	WP	HR	S	P	ERA	WHIP										
Ron Herbel, R (1,1) ERA: 5.93	1.2	W	7	2	0	0	0	0	0	0	0	0	0	7	7	0.00	1.200										
Joe Gibbon, L (7,1) ERA:																											
Frank Linzy, R (8,1) ERA: 5.4	1.1	S	4	0	0	0	1	0	0	0	0	0	0	6	6	0.00	0.000										







Batter	1	2	3	4	5	6	7	8	9	AB	R	H	RBI	BB	SO	LOB	TOP								
<b>Felipe Alou, R</b> OBP: 0.431, SLG: 0.738 (1, 8)	0-0 HR		0-0 FC1-5 2B	0-0 HR		0-0 E 1B 1B	0-0 2B			5	3	5	2	0	0	0	<b>Atlanta Braves @ San Francisco Giants</b> Candlestick Park, San Francisco, CA Tue Apr 26 1966, 10:05 PM EDT Att: 14,069 - Unknown  <b>AB 40</b> <b>R 11</b> <b>H 14</b> <b>RBI 10</b> <b>BB 4</b> <b>SO 7</b> <b>LOB 18</b> 								
<b>Eddie Mathews, L</b> OBP: 0.265, SLG: 0.190 (1, 5) <b>Miguel de la Hoz, R</b> (6, 5)	0-0 F9		0-0 FC1-5 HR	0-0 F3		0-0 E4 1B 2B	0-0 F4			4	2	0	0	0	0	2									
<b>Hank Aaron, R</b> OBP: 0.333, SLG: 0.491 (1, 9) <b>Adrian Garrett, L</b> (8, 9)	0-3 K		0-0 HR	0-0 5-3		4-0 1B 2B IBB		0-0 6-3		4	2	1	2	1	1	0									
<b>Joe Torre, R</b> OBP: 0.424, SLG: 0.692 (1, 2)	0-3 K		0-0 HR	0-0 5-3		0-0 2B 1B		0-0 5-3		5	2	2	2	0	1	0									
<b>Lee Thomas, L</b> OBP: 0.310, SLG: 0.453 (1, 3) <b>Marty Keough, L</b> OBP: 0.167, SLG: 0.167 (3, PR) (3, 3)		4-0 SH1-4 BB 4-3 BB	0-0 1B BB 1B		0-0 4-3	0-0 K		0-0 1B		1	1	1	0	1	0	0									
<b>Rico Carty, R</b> OBP: 0.380, SLG: 0.372 (1, 7)		4-0 SH1-4 BB 1-2	4-0 1B BB 1-2		0-0 F9	0-0 1-1 2-3 3-H		0-3 K		3	0	1	0	0	1	3									
<b>Denis Menke, R</b> OBP: 0.446, SLG: 0.381 (1, 6)		0-0 SH1-4 1-2 2-3	0-0 1-2 2-3 1B		0-0 5-3	0-3 K2-3		0-0 FC6-4 1B		4	0	2	0	0	1	1									
<b>Woody Woodward, R</b> OBP: 0.391, SLG: 0.222 (1, 4) <b>Gary Geiger, L</b> OBP: 0.167, SLG: 0.125 (3, PH) (3, 4) <b>Sandy Alomar Sr., S</b> OBP: 0.200, SLG: 0.111 (3, 4)		0-0 4-3 3-H	0-0 F4		0-0 F6	0-3 K		0-0 FC6-4 1-2		1	0	0	1	0	0	1									
<b>Tony Cloninger, R</b> OBP: 0.250, SLG: 0.273 (1, 1) <b>Clay Carroll, R</b> (6, 1)		0-0 6-3	0-0 F9		0-0 1B E 1B	0-0 1-3		0-3 K 1-2		3	1	1	0	0	0	4									
<b>Inning Stats</b>	R: 1 E: 0 K: 2 S: 8	H: 1 LOB: 0 BB: 0 P: 8	R: 1 E: 0 K: 0 S: 3	H: 0 LOB: 1 BB: 2 P: 11	R: 3 E: 0 K: 0 S: 8	H: 5 LOB: 3 BB: 1 P: 12	R: 1 E: 0 K: 0 S: 4	H: 1 LOB: 0 BB: 0 P: 4	R: 0 E: 0 K: 0 S: 3	H: 0 LOB: 0 BB: 0 P: 3	R: 5 E: 1 K: 2 S: 12	H: 4 LOB: 1 BB: 1 P: 16	R: 0 E: 0 K: 1 S: 6	H: 1 LOB: 1 BB: 0 P: 6	R: 0 E: 0 K: 1 S: 6	H: 1 LOB: 1 BB: 0 P: 6		R: 0 E: 0 K: 1 S: 5	H: 1 LOB: 0 BB: 0 P: 5	1B: 7 2B: 3 3B: 0 HR: 4	SF: 0 SAC: 1 DP: 0 HBP: 0	WP: 0 PB: 0 SB: 0 CS: 0	PA: 45		
<b>PITCHER</b>	IP	WLS	BF	H	R	ER	SO	BB	IBB	HBP	BLK	WP	HR	S	P	ERA	WHIP								
<b>Bobby Bolin, R</b> ERA: 2.84 (1, 1)	2.1	L	13	4	5	5	2	2	0	0	0	0	3	15	23	19.29	2.571								
<b>Bob Priddy, R</b> ERA: 4.05 (3, 1)	2.2		12	3	1	1	0	1	0	0	0	0	1	11	15	3.38	1.500								
<b>Lindy McDaniel, R</b> ERA: 6.48 (6, 1)	1.0		9	4	5	1	2	0	1	0	0	0	0	12	16	9.00	4.000								
<b>Ron Herbel, R</b> ERA: 4.86 (7, 1)	3.0		11	3	0	0	3	0	0	0	0	0	0	17	17	0.00	1.000								

Batter	1	2	3	4	5	6	7	8	9	AB	R	H	RBI	BB	SO	LOB	BOTTOM								
<b>Jim Davenport, R</b> OBP: 0.350, SLG: 0.444 (1, 6)	0-0 F7		4-0 2B BB		0-0 F8		0-0 5-3			3	0	0	0	1	0	0	<b>Atlanta Braves @ San Francisco Giants</b> Candlestick Park, San Francisco, CA Tue Apr 26 1966, 10:05 PM EDT Att: 14,069 - Unknown  <b>AB 31</b> <b>R 3</b> <b>H 5</b> <b>RBI 2</b> <b>BB 5</b> <b>SO 5</b> <b>LOB 9</b> 								
<b>Tom Haller, L</b> OBP: 0.377, SLG: 0.500 (1, 2) <b>Don Landrum, L</b> OBP: 0.100, SLG: 0.200 (7, 8)	4-0 CS BB BB		0-0 1-3 2B		0-0 F3		0-0 4-3			2	0	1	0	1	0	0									
<b>Willie Mays, R</b> OBP: 0.393, SLG: 0.765 (1, 8) <b>Bob Barton, R</b> (7, 2)	4-0 1-2 BB		0-0 4-3		0-0 6-3		0-0 2B 2B			2	1	1	0	1	0	2									
<b>Willie McCovey, L</b> OBP: 0.393, SLG: 0.326 (1, 3) <b>Jack Hiatt, R</b> (7, 3)	0-3 K 2-3		0-0 4-3		0-0 4-3		0-0 WP 2B		0-0 F8	3	1	1	1	0	1	2									
<b>Jim Ray Hart, R</b> OBP: 0.436, SLG: 0.580 (1, 5)		0-0 F6		0-0 F5		4-0 WP 1B BB		0-3 K		3	1	0	0	1	1	0									
<b>Orlando Cepeda, R</b> OBP: 0.333, SLG: 0.409 (1, 7)		0-3 K		0-0 FC6-4 1B		4-0 4-3 1B BB		0-3 K		3	0	1	0	1	2	0									
<b>Ollie Brown, R</b> OBP: 0.400, SLG: 0.250 (1, 9)		0-0 4-3		0-0 FC6-4 1-2		0-0 1-2 2-H 4-3 1B		0-0 6-3		4	0	1	1	0	0	1									
<b>Hal Lanier, R</b> OBP: 0.208, SLG: 0.255 (1, 4) <b>Don Mason, L</b> (4, 4)			0-0 6-3		0-0 F7		0-0 4-3		0-0 4-3	1	0	0	0	0	0	0									
<b>Bobby Bolin, R</b> OBP: 0.222, SLG: 0.125 (1, 1) <b>Bob Priddy, R</b> (3, 1) <b>Len Gabrielson, L</b> OBP: 0.348, SLG: 0.348 (5, PH) (5, PH) <b>Lindy McDaniel, R</b> (6, 1) <b>Cap Peterson, R</b> (6, PH) <b>Ron Herbel, R</b> (7, 1) <b>Jesus Alou, R</b> OBP: 0.256, SLG: 0.352 (9, PH)			0-3 K		0-0 F9		0-0 5-3		0-0 6-3	0	0	0	0	0	0	0									
<b>Inning Stats</b>	R: 0 E: 0 K: 1 S: 4	H: 0 LOB: 2 BB: 2 P: 12	R: 0 E: 0 K: 1 S: 5	H: 0 LOB: 0 BB: 0 P: 5	R: 0 E: 0 K: 1 S: 6	H: 1 LOB: 2 BB: 1 P: 10	R: 0 E: 0 K: 0 S: 4	H: 1 LOB: 1 BB: 0 P: 4	R: 0 E: 0 K: 0 S: 3	H: 0 LOB: 0 BB: 0 P: 3	R: 3 E: 0 K: 0 S: 6	H: 3 LOB: 2 BB: 2 P: 14	R: 0 E: 0 K: 2 S: 7	H: 0 LOB: 0 BB: 0 P: 7	R: 0 E: 0 K: 0 S: 3	H: 0 LOB: 0 BB: 0 P: 3		1B: 2 2B: 4 3B: 0 HR: 0	SF: 0 SAC: 0 DP: 1 HBP: 0	WP: 2 PB: 0 SB: 0 CS: 1	PA: 36				
<b>PITCHER</b>	IP	WLS	BF	H	R	ER	SO	BB	IBB	HBP	BLK	WP	HR	S	P	ERA	WHIP								
<b>Tony Cloninger, R</b> ERA: 2.86 (1, 1)	5.1	W	24	4	3	3	3	5	0	0	0	0	0	25	45	5.06	1.688								
<b>Clay Carroll, R</b> ERA: 0.47 (6, 1)	3.2	S	12	1	0	0	2	0	0	0	0	0	0	16	16	0.00	0.273								



Batter	1	2	3	4	5	6	7	8	9	AB	R	H	RBI	BB	SO	LOB	TOP				
Tommy Helms, R OBP: 0.318, SLG: 0.375 (1, 4)										5	2	2	1	0	0	1					
Pete Rose, S OBP: 0.191, SLG: 0.239 (1, 5)										5	0	0	0	0	0	4					
Vada Pinson, L OBP: 0.413, SLG: 0.682 (1, 9) (5, 8)										4	3	4	2	1	0	0					
Gordy Coleman, L OBP: 0.200, SLG: 0.200 Dick Simpson, R OBP: 0.500, SLG: 0.500 Mel Queen, L (1, 3) (5, PR) (5, 9)										3	0	1	1	0	0	2					
Deron Johnson, R OBP: 0.238, SLG: 0.263 (1, 7) (5, 3)										5	0	1	1	0	0	4					
Johnny Edwards, L OBP: 0.192, SLG: 0.423 (1, 2)										5	0	2	2	0	1	2					
Tommy Harper, R OBP: 0.277, SLG: 0.209 (1, 8) (5, 7)										3	1	0	0	1	0	3					
Leo Cardenas, R OBP: 0.385, SLG: 0.514 (1, 6)										3	0	1	0	0	0	0					
Milt Pappas, R Don Nottebart, R Jack Baldschun, R Don Pavletich, R Giraldo Ruiz, S Ted Davidson, R (1, 1) (5, 1) (7, 1) (8, PH) (8, PR) (8, 1)										2	1	0	0	0	0	1					
<b>Inning Stats</b>	R: 1 E: 0 K: 1 S: 7	H: 2 LOB: 1 BB: 0 P: 7	R: 0 E: 0 K: 0 S: 3	H: 0 LOB: 0 BB: 0 P: 3	R: 0 E: 0 K: 1 S: 5	H: 0 LOB: 0 BB: 0 P: 5	R: 1 E: 0 K: 0 S: 5	H: 2 LOB: 1 BB: 0 P: 5	R: 4 E: 0 K: 1 S: 11	H: 6 LOB: 2 BB: 0 P: 11	R: 0 E: 0 K: 0 S: 3	H: 0 LOB: 2 BB: 0 P: 15	R: 1 E: 0 K: 0 S: 4	H: 1 LOB: 1 BB: 0 P: 8	R: 1 E: 0 K: 0 S: 4	H: 1 LOB: 0 BB: 0 P: 4	1B: 10 2B: 1 3B: 1 HR: 0	SF: 1 SAC: 1 DP: 0 HBP: 0	WP: 0 PB: 0 SB: 0 CS: 0	PA: 42	
<b>PITCHER</b>	IP WLS BF H R ER SO BB IBB HBP BLK WP HR S P ERA WHIP	4.2 23 9 6 6 3 0 0 0 0 0 0 29 29 11.57 1.929	0.1 2 1 0 0 0 0 0 0 0 0 0 2 2 0.00 3.000	6.1 L 17 2 2 2 2 3 0 0 0 0 0 18 30 4.50 1.250																	

Cincinnati Reds @ San Francisco Giants  
Candlestick Park, San Francisco, CA  
Wed Apr 27 1966, 6:33 AM EDT  
Att: 7,847 - Unknown

AB	37
R	8
H	12
RBI	8
BB	3
SO	5
LOB	17



Batter	1	2	3	4	5	6	7	8	9	AB	R	H	RBI	BB	SO	LOB	BOTTOM				
Jim Davenport, R OBP: 0.360, SLG: 0.409 (1, 6)										4	1	1	1	1	0	1					
Tom Haller, L OBP: 0.386, SLG: 0.479 Jack Hiatt, R OBP: 0.500, SLG: 1.000 Don Mason, L Bob Barton, R (1, 2) (8, PH) (8, PR) (9, 2)										2	1	0	0	1	0	2					
Willie Mays, R OBP: 0.367, SLG: 0.709 Don Landrum, L OBP: 0.100, SLG: 0.200 Jesus Alou, R OBP: 0.232, SLG: 0.345 (1, 8) (7, 8) (8, PH) (9, 9)									4	0	0	0	0	0	5						
Willie McCovey, L OBP: 0.410, SLG: 0.431 (1, 3)									5	1	3	4	0	1	1						
Jim Ray Hart, R OBP: 0.433, SLG: 0.556 (1, 5)									4	0	1	0	1	1	2						
Orlando Cepeda, R OBP: 0.333, SLG: 0.400 Dick Schofield, S Frank Linzy, R OBP: 0.353, SLG: 1.000 Tito Fuentes, S OBP: 0.250, SLG: 0.259 (1, 7) (5, PR) (6, 1) (9, PH)									3	0	1	0	0	1	1						
Ollie Brown, R OBP: 0.421, SLG: 0.467 (1, 9) (9, 8)									3	1	1	1	0	0	2						
Hal Lanier, R OBP: 0.211, SLG: 0.255 (1, 4)									4	1	1	0	0	1	2						
Gaylord Perry, R Joe Gibbon, R Len Gabrielson, L Cap Peterson, R (1, 1) (5, 1) (5, PH) (8, PH) (9, 7)								0	0	0	0	0	0	0	0						
<b>Inning Stats</b>	R: 0 E: 0 K: 0 S: 3	H: 0 LOB: 1 BB: 1 P: 7	R: 0 E: 0 K: 0 S: 3	H: 0 LOB: 0 BB: 0 P: 3	R: 0 E: 0 K: 2 S: 8	H: 1 LOB: 1 BB: 0 P: 8	R: 5 E: 0 K: 0 S: 7	H: 4 LOB: 2 BB: 2 P: 16	R: 1 E: 0 K: 1 S: 7	H: 1 LOB: 1 BB: 0 P: 7	R: 0 E: 0 K: 1 S: 6	H: 1 LOB: 2 BB: 0 P: 7	R: 0 E: 0 K: 0 S: 4	H: 1 LOB: 1 BB: 0 P: 4	R: 0 E: 0 K: 1 S: 5	H: 1 LOB: 0 BB: 0 P: 5	1B: 6 2B: 2 3B: 0 HR: 2	SF: 0 SAC: 2 DP: 1 HBP: 2	WP: 1 PB: 1 SB: 1 CS: 0	PA: 42	
<b>PITCHER</b>	IP WLS BF H R ER SO BB IBB HBP BLK WP HR S P ERA WHIP	4.2 22 5 5 5 2 2 0 1 0 0 0 2 23 32 9.64 1.500	1.2 10 3 1 0 1 1 0 0 0 0 0 11 15 0.00 2.400	0.2 W 3 0 0 0 1 0 0 1 0 0 4 5 0.00 0.000	2.0 S 7 2 0 0 1 0 0 0 0 0 9 9 0.00 1.000																

Cincinnati Reds @ San Francisco Giants  
Candlestick Park, San Francisco, CA  
Wed Apr 27 1966, 6:33 AM EDT  
Att: 7,847 - Unknown

AB	35
R	6
H	10
RBI	6
BB	3
SO	5
LOB	19





Batter	1	2	3	4	5	6	7	8	9	AB	R	H	RBI	BB	SO	LOB	TOP		
Tommy Helms, R (1,4) OBP: 0.292, SLG: 0.341	0-0 5-3			0-0 5-3		0-0 F8			0-0 5-3	4	0	0	0	0	0	1	<p>Cincinnati Reds @ San Francisco Giants</p> <p>Candlestick Park, San Francisco, CA</p> <p>Thu Apr 28 1966, 6:33 AM EDT</p> <p>Att: 7,073 - Unknown</p> <p>livebaseballscorecards.com</p>		
Pete Rose, S (1,5) OBP: 0.196, SLG: 0.240	0-3 K			0-0 L3					0-0 F8	4	0	1	0	0	1	0			
Vada Pinson, L (1,9) OBP: 0.400, SLG: 0.646	0-3 K			0-0 4-3					0-0 F9	4	0	1	0	0	1	0			
Gordy Coleman, L (1,3)		0-0 G1			0-0 F9				0-0 FC1-6	3	0	0	0	0	0	2			
Deron Johnson, R (1,7)		0-0 6-3			0-0 F9				0-0 F2	3	0	0	0	0	0	2			
Don Pavletich, R (1,2) OBP: 0.333, SLG: 0.500		0-0 F8			0-0 F7				0-0 FC6	3	0	0	0	0	0	2			
Tommy Harper, R (1,8) OBP: 0.280, SLG: 0.217			0-3 K			0-3 K			0-0 G6-3	3	0	1	0	0	2	0			
Leo Cardenas, R (1,6) OBP: 0.381, SLG: 0.500			0-0 F5			0-0 1B			0-0 F9	3	0	1	0	0	0	1			
Sammy Ellis, L (1,1) OBP: 0.250, SLG: 0.143			0-0 1-3			0-0 F5			0-0 G6-3	1	0	0	0	0	0	0			
Art Shamsky, L (6,PH) Gerry Arrigo, L (6,PH) Mel Queen, L (8,PH) Billy McCool, R (8,1)									1-2	1	0	0	0	0	0	0			
<b>Inning Stats</b>	R: 0 E: 0 K: 2 S: 7	H: 0 LOB: 0 BB: 0 P: 7	R: 0 E: 0 K: 0 S: 3	H: 0 LOB: 0 BB: 0 P: 3	R: 0 E: 0 K: 1 S: 5	H: 0 LOB: 0 BB: 0 P: 5	R: 0 E: 0 K: 0 S: 3	H: 0 LOB: 0 BB: 0 P: 3	R: 0 E: 0 K: 1 S: 6	H: 1 LOB: 1 BB: 0 P: 6	R: 0 E: 0 K: 0 S: 5	H: 2 LOB: 2 BB: 0 P: 5	R: 0 E: 0 K: 0 S: 3	H: 1 LOB: 0 BB: 0 P: 3	R: 0 E: 0 K: 0 S: 3	H: 0 LOB: 0 BB: 0 P: 3	1B: 4 2B: 0 3B: 0 HR: 0	SF: 0 SAC: 0 DP: 1 HBP: 0	WP: 0 PA: 30 PB: 0 SB: 0 CS: 0
<b>PITCHER</b> Juan Marichal, R (1,1) ERA: 0.5	IP: 9.0 WLS: W BF: 30 H: 4 R: 0 ER: 0 SO: 4 BB: 0 IBB: 0 HBP: 0 BLK: 0 WP: 0 HR: 0 S: 38 P: 38 ERA: 0.00 WHIP: 0.444																		

Batter	1	2	3	4	5	6	7	8	9	AB	R	H	RBI	BB	SO	LOB	BOTTOM		
Don Landrum, L (1,8) OBP: 0.071, SLG: 0.143	0-3 K		0-0 G4-6-3		0-0 F8			0-0 1-3		4	0	0	0	0	1	1	<p>Cincinnati Reds @ San Francisco Giants</p> <p>Candlestick Park, San Francisco, CA</p> <p>Thu Apr 28 1966, 6:33 AM EDT</p> <p>Att: 7,073 - Unknown</p> <p>livebaseballscorecards.com</p>		
Jim Davenport, R (1,6) OBP: 0.375, SLG: 0.520	0-0 F8		0-3 K			0-0 HR		4-0 BB		3	1	1	1	1	1	0			
Willie McCovey, L (1,3) OBP: 0.400, SLG: 0.418	0-3 K			0-0 F9		0-0 G3		0-0 F5		4	0	1	0	0	1	1			
Jim Ray Hart, R (1,5) OBP: 0.438, SLG: 0.569		0-0 1B		0-0 3B		0-0 F9		0-0 F2		4	2	2	0	0	0	2			
Dick Schofield, S (9,6)		0-0 2B		0-0 1B		0-0 G3		0-0 F2		0	0	0	0	0	0	0			
Tom Haller, L (1,2) OBP: 0.383, SLG: 0.510		0-0 F5		0-0 3B		0-0 G3		0-0 F2		3	0	1	1	0	0	2			
Ollie Brown, R (1,9) OBP: 0.406, SLG: 0.444		0-0 1B		0-0 1-3		0-0 6-3				3	0	1	1	0	0	2			
Len Gabrielson, L (1,7) OBP: 0.300, SLG: 0.280		0-0 F5		0-0 F5			0-0 4-3			3	0	0	0	0	0	2			
Hal Lanier, R (1,4) OBP: 0.200, SLG: 0.241		0-0 F3			0-0 5-3		0-0 4-3			3	0	0	0	0	0	1			
Juan Marichal, R (1,1) OBP: 0.357, SLG: 0.429			0-0 G4-6-3		0-0 F4		0-0 5-3			3	0	1	0	0	0	0			
<b>Inning Stats</b>	R: 0 E: 0 K: 2 S: 7	H: 0 LOB: 0 BB: 0 P: 7	R: 1 E: 0 K: 0 S: 5	H: 2 LOB: 1 BB: 0 P: 5	R: 0 E: 0 K: 1 S: 5	H: 1 LOB: 0 BB: 0 P: 5	R: 1 E: 0 K: 0 S: 5	H: 2 LOB: 1 BB: 0 P: 5	R: 0 E: 0 K: 0 S: 3	H: 0 LOB: 0 BB: 0 P: 3	R: 1 E: 0 K: 0 S: 5	H: 2 LOB: 1 BB: 0 P: 5	R: 0 E: 0 K: 0 S: 3	H: 0 LOB: 1 BB: 1 P: 7	R: 0 E: 0 K: 0 S: 3	H: 0 LOB: 0 BB: 0 P: 3	1B: 4 2B: 1 3B: 1 HR: 1	SF: 0 SAC: 0 DP: 1 HBP: 0	WP: 0 PA: 31 PB: 0 SB: 0 CS: 0
<b>PITCHER</b> Sammy Ellis, R (1,1) ERA: 3.75 Gerry Arrigo, L (6,1) ERA: 4.5 Billy McCool, L (8,1) ERA: 4.15	IP: 5.0 WLS: L BF: 19 H: 5 R: 2 ER: 2 SO: 3 BB: 0 IBB: 0 HBP: 0 BLK: 0 WP: 0 HR: 0 S: 25 P: 25 ERA: 3.60 WHIP: 1.000																		



Batter	1	2	3	4	5	6	7	8	9	AB	R	H	RBI	BB	SO	LOB	TOP										
Lou Brock, L (1.9) OBP: 0.324, SLG: 0.426	F8		1B	K		K			2B	5	1	2	0	0	2	1	<b>St. Louis Cardinals @ San Francisco Giants</b> <b>Candlestick Park, San Francisco, CA</b> Fri Apr 29 1966, 10:05 PM EDT Att: 18,675 - Unknown										
Alex Johnson, R (1.7) OBP: 0.279, SLG: 0.379	S		1B	6-3		K			HR	5	2	3	1	0	1												
Curt Flood, R (1.8) OBP: 0.424, SLG: 0.541	F8		1B	K					2B	5	1	2	1	0	1												
Tim McCarver, L (1.2) OBP: 0.261, SLG: 0.349	G3		E9		F4				6-3	5	1	1	1	0	0	2											
Charley Smith, R (1.5) OBP: 0.443, SLG: 0.625		FC5-4	1B	1B	F3					4	0	2	0	0	1	0											
George Kemeke, L (1.3) OBP: 0.341, SLG: 0.308		FC5-4	1B	FC6-4				G3		3	0	2	1	0	0	0											
Julian Javier, R (1.4) OBP: 0.250, SLG: 0.258			F4	K		1-3			K	4	0	0	0	0	2	5											
Jerry Buchek, R (1.6) OBP: 0.282, SLG: 0.314		FC5-4		F9					K	3	0	1	0	0	0	4											
Bob Skinner, L (8. PH) OBP: 0.250, SLG: 0.143		1-2	2-3			SH1-4				1	0	0	0	0	1	0											
Dal Maxvill, R (8.6) OBP: 0.200, SLG: 0.214						1B				0	0	0	0	0	0	0											
Ray Sadecki, L (1.1) OBP: 0.333, SLG: 0.833			K	FC6-4		SH1-4			K	3	0	0	0	0	2	4											
<b>Inning Stats</b>	R: 0 E: 0 K: 0 S: 4	H: 1 LOB: 1 BB: 0 P: 4	R: 0 E: 0 K: 1 S: 7	H: 2 LOB: 2 BB: 0 P: 7	R: 4 E: 1 K: 1 S: 11	H: 6 LOB: 2 BB: 0 P: 11	R: 0 E: 0 K: 2 S: 7	H: 0 LOB: 0 BB: 0 P: 7	R: 0 E: 0 K: 0 S: 3	H: 0 LOB: 1 BB: 0 P: 4	R: 0 E: 0 K: 1 S: 5	H: 0 LOB: 0 BB: 0 P: 5	R: 0 E: 0 K: 1 S: 7	H: 0 LOB: 0 BB: 0 P: 7	R: 1 E: 0 K: 1 S: 7	H: 3 LOB: 1 BB: 0 P: 7	1B: 10 2B: 2 3B: 0 HR: 1	SF: 0 SAC: 1 DP: 0 HBP: 1	WP: 0 PB: 0 SB: 1 CS: 0	PA: 40							
<b>PITCHER</b>	IP	WLS	BF	H	R	ER	SO	BB	IBB	HBP	BLK	WP	HR	S	P	ERA	WHIP										
Bob Shaw, R (1.1) ERA: 8.75	2.0	L	13	7	4	4	1	0	0	0	0	0	0	15	15	18.00	3.500										
Ron Herbel, R (3.1) ERA: 4.12	3.0		12	2	0	0	3	0	0	1	0	0	0	17	18	0.00	0.667										
Lindy McDaniel, R (6.1) ERA: 4.76	3.0		10	1	0	0	5	0	0	0	0	0	0	20	20	0.00	0.333										
Joe Gibbon, L (9.1) ERA: 1.23	1.0		5	3	1	1	1	0	0	0	0	0	1	7	7	9.00	3.000										

Batter	1	2	3	4	5	6	7	8	9	AB	R	H	RBI	BB	SO	LOB	BOTTOM										
Jim Davenport, R (1.6) OBP: 0.424, SLG: 0.536	BB				G5-4-3					3	0	2	0	1	0	1	<b>St. Louis Cardinals @ San Francisco Giants</b> <b>Candlestick Park, San Francisco, CA</b> Fri Apr 29 1966, 10:05 PM EDT Att: 18,675 - Unknown										
Ollie Brown, R (1.9) OBP: 0.346, SLG: 0.364		2-H	1B			F4			1B	4	0	0	0	0	0	2											
Willie McCovey, L (1.3) OBP: 0.377, SLG: 0.390			G3			K			1-3	4	0	0	0	0	2	1											
Willie Mays, R (1.8) OBP: 0.359, SLG: 0.672			4-3			K			F9	3	0	0	0	1	1	0											
Jim Ray Hart, R (1.5) OBP: 0.412, SLG: 0.532			K		G3				F8	4	0	0	0	0	1	2											
Jesus Alou, R (1.7) OBP: 0.254, SLG: 0.351		BB	1B	FC6-4	BB					2	1	1	0	1	0	0											
Bob Barton, R (1.2) OBP: 0.250, SLG: 0.250			FC6-4	1B	G6-4-3				K	3	0	1	0	0	1	1											
Hal Lanier, R (1.4) OBP: 0.210, SLG: 0.250			FC6-4	SH3-4					4-3	2	0	1	1	0	0	1											
Orlando Cepeda, R (8. PH) OBP: 0.321, SLG: 0.385			1B		G5-4-3					1	0	0	0	0	0	0											
Dick Schofield, S (9.6) OBP: 0.200, SLG: 0.214			SH3-4						K	0	0	0	0	0	0	0											
Bob Shaw, R (1.1) Ron Herbel, R (3.1) Cap Peterson, R (5. PH) Lindy McDaniel, R (6.1) Jack Hiatt, R (8. PH) Joe Gibbon, R (9.1)										0	0	0	0	0	0	0											
<b>Inning Stats</b>	R: 0 E: 0 K: 2 S: 7	H: 0 LOB: 2 BB: 2 P: 15	R: 1 E: 0 K: 0 S: 4	H: 2 LOB: 2 BB: 1 P: 8	R: 0 E: 0 K: 0 S: 3	H: 0 LOB: 0 BB: 0 P: 3	R: 0 E: 0 K: 0 S: 3	H: 1 LOB: 0 BB: 0 P: 3	R: 0 E: 0 K: 1 S: 5	H: 1 LOB: 0 BB: 0 P: 5	R: 0 E: 0 K: 2 S: 7	H: 0 LOB: 0 BB: 0 P: 7	R: 0 E: 0 K: 1 S: 5	H: 0 LOB: 0 BB: 0 P: 5	R: 0 E: 0 K: 1 S: 6	H: 1 LOB: 1 BB: 0 P: 6	R: 0 E: 0 K: 0 S: 3	H: 0 LOB: 0 BB: 0 P: 3	1B: 5 2B: 0 3B: 0 HR: 0	SF: 0 SAC: 1 DP: 2 HBP: 0	WP: 0 PB: 0 SB: 0 CS: 0	PA: 32					
<b>PITCHER</b>	IP	WLS	BF	H	R	ER	SO	BB	IBB	HBP	BLK	WP	HR	S	P	ERA	WHIP										
Ray Sadecki, L (1.1) ERA: 0.98	9.0	W	32	5	1	1	7	3	0	0	0	0	0	43	55	1.00	0.889										

AB	38
R	5
H	13
RBI	4
BB	0
SO	10
LOB	18





Batter	1	2	3	4	5	6	7	8	9	AB	R	H	RBI	BB	SO	LOB	TOP		
<b>Lou Brock, L</b> OBP: 0.320, SLG: 0.417 (1, 9)	0-0 4-3		0-3 K			0-0 F6		0-0 FC5-4 1B		4	0	1	0	0	1	1	<b>St. Louis Cardinals @ San Francisco Giants</b> <b>Candlestick Park, San Francisco, CA</b> Sat Apr 30 1966, 6:33 AM EDT Att: 40,807 - Unknown		
<b>Alex Johnson, R</b> OBP: 0.277, SLG: 0.361 (1, 7)	0-0 F8			0-0 1-3		0-0 5-3		4-0 FC5-4 BB		3	0	0	0	1	0	0			
<b>Curt Flood, R</b> OBP: 0.414, SLG: 0.523 (1, 8)	0-3 K			0-0 5-3		0-0 S 1B		0-0 FC5-4 G6-3 1-2 2-3		4	0	1	0	0	1	2			
<b>Tim McCarver, L</b> OBP: 0.240, SLG: 0.319 (1, 2)		0-0 G3		0-0 F4		0-0 F4		0-0 G6-3		4	0	0	0	0	0	3			
<b>Charley Smith, R</b> OBP: 0.431, SLG: 0.600 (1, 5)		0-0 F3				0-0 6-3 E 1B		0-0 E7 1B 1B		4	1	1	0	0	0	0			
<b>George Keneck, L</b> OBP: 0.333, SLG: 0.302 (1, 3)		0-0 3-1				0-0 F9		0-0 1B 1-3 1B		4	0	1	0	0	0	1			
<b>Julian Javier, R</b> OBP: 0.236, SLG: 0.242 (1, 4)			0-0 F7		0-0 E1 6-3 1-2		0-0 F6		0-0 F3	4	0	0	0	0	0	3			
<b>Dal Maxvill, R</b> OBP: 0.235, SLG: 0.250 (1, 6)						0-0 6-3		0-0 G5-4-3 1B		2	0	1	0	0	0	2			
<b>Tito Francona, L</b> OBP: 0.333, SLG: 0.250 (7, PH)						1-2 2-3		1-2 3-H 0-0 G5-4-3 1B		1	0	1	1	0	0	0			
<b>Jimmy Williams, R</b> (7, 6)						0-0 F7		0-0 G5-4-3 1-2 2-3		0	0	0	0	0	0	0			
<b>Larry Jaster, L</b> OBP: 0.275, SLG: 0.286 (5, PH)						0-0 1-3				1	0	0	0	0	0	1			
<b>Bob Skilling, L</b> OBP: 0.227, SLG: 0.125 (5, 1)										1	0	0	0	0	0	2			
<b>Tracy Stallard, R</b> (5, 1)										0	0	0	0	0	0	0			
<b>Phil Gagliano, R</b> OBP: 0.263, SLG: 0.083 (7, PH)										1	0	0	0	0	0	2			
<b>Nelson Briles, R</b> (7, 1)										0	0	0	0	0	0	0			
<b>Curt Simmons, L</b> OBP: 1.000, SLG: 2.000 (7, 1)										0	0	0	0	0	0	0			
<b>Inning Stats</b>	R: 0 E: 0 K: 1 S: 5	H: 0 LOB: 0 BB: 0 P: 5	R: 0 E: 0 K: 0 S: 3	H: 0 LOB: 0 BB: 0 P: 3	R: 0 E: 0 K: 1 S: 6	H: 1 LOB: 1 BB: 0 P: 6	R: 0 E: 0 K: 0 S: 3	H: 0 LOB: 0 BB: 0 P: 3	R: 0 E: 0 K: 0 S: 5	H: 1 LOB: 2 BB: 0 P: 5	R: 0 E: 0 K: 0 S: 4	H: 1 LOB: 1 BB: 0 P: 4	R: 1 E: 1 K: 0 S: 5	H: 2 LOB: 2 BB: 0 P: 5	R: 0 E: 0 K: 0 S: 3	H: 1 LOB: 0 BB: 0 P: 3	1B: 6 2B: 0 3B: 0 HR: 0	SF: 0 SAC: 0 DP: 2 HBP: 0	WP: 0 PA: 34 PB: 0 SB: 2 CS: 0
<b>PITCHER</b> <b>Bobby Bolin, R</b> ERA: 2.1 (1, 1)	IP: 9.0 WLS: W BF: 34 H: 6 R: 1 ER: 0 SO: 2 BB: 1 IBB: 0 HBP: 0 BLK: 0 WP: 0 HR: 0 S: 37 P: 41 ERA: 0.00 WHIP: 0.778															<b>PITCHER</b> <b>Bobby Bolin, R</b> ERA: 2.1 (1, 1)	IP: 9.0 WLS: W BF: 34 H: 6 R: 1 ER: 0 SO: 2 BB: 1 IBB: 0 HBP: 0 BLK: 0 WP: 0 HR: 0 S: 37 P: 41 ERA: 0.00 WHIP: 0.778		

Batter	1	2	3	4	5	6	7	8	9	AB	R	H	RBI	BB	SO	LOB	BOTTOM													
<b>Jim Davenport, R</b> OBP: 0.395, SLG: 0.485 (1, 6) (8, 5)	0-0 G1-4-3 1B	0-0 F8		0-0 F8		0-3 K		0-0 F9		5	0	1	0	0	1	4	<b>St. Louis Cardinals @ San Francisco Giants</b> <b>Candlestick Park, San Francisco, CA</b> Sat Apr 30 1966, 6:33 AM EDT Att: 40,807 - Unknown													
<b>Ollie Brown, R</b> OBP: 0.323, SLG: 0.333 (1, 9)	0-0 G1-4-3 1-2		0-0 F5		0-3 K		0-0 1B 1B	0-0 5-3		5	1	1	0	0	1	1														
<b>Willie Mays, R</b> OBP: 0.368, SLG: 0.672 (1, 8)	0-3 K		0-0 HR 2B		4-0 FC WP BB		0-0 F8			3	1	1	0	1	1	1														
<b>Jim Ray Hart, R</b> OBP: 0.403, SLG: 0.515 (1, 5)		0-0 F7	0-0 F3		0-0 FC		0-0 5-3 1B 2B 1B			4	1	1	0	0	0	2														
<b>Dick Schofield, S</b> (8, 6)					1-3					0	0	0	0	0	0	0														
<b>Orlando Cepeda, R</b> OBP: 0.355, SLG: 0.500 (1, 3)		0-0 6-3			4-0		0-0 5-3 2B 1B			2	0	1	2	1	0	0														
<b>Don Landrum, L</b> OBP: 0.071, SLG: 0.143 (5, PR) (6, 7)							0-0 5-3 2B 1B			0	0	0	0	0	0	0														
<b>Cap Peterson, R</b> OBP: 0.200, SLG: 0.200 (7, PH)							1-2 3-H 0-0 2B 1B			1	1	1	1	0	0	0														
<b>Len Gabrielson, L</b> OBP: 0.200, SLG: 0.280 (8, 7)			2-H HR				0-0 5-3			0	0	0	0	0	0	0														
<b>Jesus Alou, R</b> OBP: 0.246, SLG: 0.339 (1, 7)		0-0 E9 BB BB	0-0 4-3		0-0 F7		0-0 5-3			2	1	0	0	0	0	0														
<b>Willie McCovey, L</b> OBP: 0.366, SLG: 0.377 (5, PH) (6, 3)					1-2 2-3 3-H					2	0	0	0	0	0	5														
<b>Bob Barton, R</b> OBP: 0.333, SLG: 0.200 (1, 2)		4-0 BB BB BB		0-0 F3	0-0 F2		0-0 2-H 3-H 2B			1	0	0	0	1	0	0														
<b>Tom Haller, L</b> OBP: 0.397, SLG: 0.528 (5, PH) (6, 2)										2	0	1	2	0	0	3														
<b>Hal Lanier, R</b> OBP: 0.212, SLG: 0.238 (1, 4)		4-0 BB BB BB		0-0 5-3		0-0 F9	0-0 F4			3	0	0	0	1	0	1														
<b>Bobby Bolin, R</b> OBP: 0.308, SLG: 0.100 (1, 1)		4-0 BB BB BB		4-0 BB		0-0 6-3	0-3 K			2	0	0	1	2	1	0														
<b>Inning Stats</b>	R: 0 E: 0 K: 1 S: 5	H: 1 LOB: 0 BB: 0 P: 5	R: 1 E: 1 K: 0 S: 4	H: 0 LOB: 3 BB: 3 P: 16	R: 2 E: 0 K: 0 S: 5	H: 2 LOB: 0 BB: 0 P: 5	R: 0 E: 0 K: 0 S: 3	H: 0 LOB: 1 BB: 1 P: 7	R: 0 E: 0 K: 1 S: 5	H: 0 LOB: 3 BB: 2 P: 14	R: 0 E: 0 K: 1 S: 5	H: 0 LOB: 0 BB: 0 P: 5	R: 3 E: 0 K: 0 S: 7	H: 4 LOB: 1 BB: 0 P: 7	R: 0 E: 0 K: 1 S: 5	H: 0 LOB: 0 BB: 0 P: 5	1B: 4 2B: 2 3B: 0 HR: 1	SF: 0 SAC: 0 DP: 1 HBP: 0	WP: 1 PA: 38 PB: 0 SB: 0 CS: 0											
<b>PITCHER</b> <b>Larry Jaster, L</b> ERA: 3.24 (1, 1)	IP: 4.0 WLS: L BF: 19 H: 3 R: 3 ER: 2 SO: 1 BB: 4 IBB: 1 HBP: 0 BLK: 0 WP: 1 HR: 1 S: 11 P: 33 ERA: 4.50 WHIP: 1.750															<b>PITCHER</b> <b>Larry Jaster, L</b> ERA: 3.24 (1, 1)	IP: 4.0 WLS: L BF: 19 H: 3 R: 3 ER: 2 SO: 1 BB: 4 IBB: 1 HBP: 0 BLK: 0 WP: 1 HR: 1 S: 11 P: 33 ERA: 4.50 WHIP: 1.750													
<b>Tracy Stallard, R</b> ERA: 3.0 (5, 1)	2.0	9	0	0	0	2	1	1	0	0	1	0	11	19	0.00	0.500														
<b>Nelson Briles, R</b> ERA: 5.87 (7, 1)	0.1	3	2	2	2	0	0	0	0	0	0	0	3	3	54.00	6.000														
<b>Curt Simmons, L</b> ERA: 3.52 (7, 1)	1.2	7	2	1	1	1	0	0	0	0	0	0	9	9	5.40	1.200														





Batter	1	2	3	4	5	6	7	8	9	AB	R	H	RBI	BB	SO	LOB	TOP			
Lou Brock, L (1,9) OBP: 0.304, SLG: 0.395	0-3 K		0-0 CS	0-0 F5		0-0 F6			0-3 K	4	0	0	0	0	2	0	<b>St. Louis Cardinals @ San Francisco Giants</b> <b>Candlestick Park, San Francisco, CA</b> Sun May 01 1966, 6:33 AM EDT Att: 31,273 - Unknown <a href="http://livebaseballscorecards.com">livebaseballscorecards.com</a>			
Alex Johnson, R (1,7) OBP: 0.275, SLG: 0.354	0-3 K			0-0 F8			0-0 FC3-6 1B		0-0 F8	4	0	1	0	0	1	0				
Curt Flood, R (1,8) OBP: 0.405, SLG: 0.507	0-0 6-3			0-0 1B			0-0 F4		0-0 F9	4	0	1	0	0	0	1				
Tim McCarver, L (1,2)		0-0 F7		0-0 F7			0-0 FC3-6 FC5-4 1-2			3	0	0	0	0	0	2				
Charley Smith, R (1,5) OBP: 0.412, SLG: 0.571		0-0 F8			0-3 K		0-0 FC5-4 1-2			3	0	0	0	0	1	1				
George Kemeck, L (1,3) OBP: 0.314, SLG: 0.283	0-3 K				0-0 6-3				0-0 F6	3	0	0	0	0	1	0				
Julian Javier, R (1,4) OBP: 0.227, SLG: 0.232			0-0 6-3		0-3 K				0-0 6-3	3	0	0	0	0	1	0				
Dal Maxwell, R (1,6) OBP: 0.263, SLG: 0.278						0-3 K			0-0 1B	2	0	1	0	0	1	0				
Bob Skinner, L (8, PH) OBP: 0.300, SLG: 0.222				0-0 FC1-6 1B					0-0 1B	1	0	1	0	0	0	0				
Bob Gibson, R (1,1) OBP: 0.250, SLG: 0.250				0-0 FC1-6 CS 1-2		0-0 F8			0-0 F7	0	0	0	0	0	0	1				
Tito Francona, L (8, PH) OBP: 0.300, SLG: 0.222										1	0	0	0	0	0	1				
Dennis Aust, R (8,1)										0	0	0	0	0	0	0				
<b>Inning Stats</b>	R: 0 E: 0 K: 2 S: 7	H: 0 LOB: 0 BB: 0 P: 7	R: 0 E: 0 K: 1 S: 5	H: 0 LOB: 0 BB: 0 P: 5	R: 0 E: 0 K: 0 S: 3	H: 1 LOB: 0 BB: 0 P: 3	R: 0 E: 0 K: 0 S: 4	H: 1 LOB: 1 BB: 0 P: 4	R: 0 E: 0 K: 2 S: 7	H: 0 LOB: 0 BB: 0 P: 7	R: 0 E: 0 K: 0 S: 4	H: 1 LOB: 1 BB: 0 P: 4	R: 0 E: 0 K: 0 S: 4	H: 1 LOB: 1 BB: 0 P: 4	R: 0 E: 0 K: 1 S: 5	H: 0 LOB: 0 BB: 0 P: 5	1B: 4 2B: 0 3B: 0 HR: 0	SF: 0 SAC: 0 DP: 0 HBP: 0	WP: 0 PB: 0 SB: 0 CS: 1	PA: 31
<b>PITCHER</b> Gaylord Perry, R (1,1) ERA: 2.49	IP: 9.0 WLS: W BF: 30 H: 4 R: 0 ER: 0 SO: 7 BB: 0 IBB: 0 HBP: 0 BLK: 0 WP: 0 HR: 0 S: 44 P: 44 ERA: 0.00 WHIP: 0.444																			


Batter	1	2	3	4	5	6	7	8	9	AB	R	H	RBI	BB	SO	LOB	BOTTOM			
Dick Schofield, S (1,6) OBP: 0.077, SLG: 0.077	0-0 F8			0-0 E SF6 1B	0-0 F9			0-3 K		4	1	1	0	0	1	1	<b>St. Louis Cardinals @ San Francisco Giants</b> <b>Candlestick Park, San Francisco, CA</b> Sun May 01 1966, 6:33 AM EDT Att: 31,273 - Unknown <a href="http://livebaseballscorecards.com">livebaseballscorecards.com</a>			
Tom Haller, L (1,2) OBP: 0.364, SLG: 0.491	0-3 K			0-3 K		0-0 F9		0-0 F8		4	0	0	0	0	2	1				
Willie Mays, R (1,8) OBP: 0.357, SLG: 0.651	0-3 K			0-0 E5 BB		0-0 4-3				2	0	0	0	0	1	1				
Don Landrum, L (4, PR) OBP: 0.067, SLG: 0.133	0-3 K			1-3 BB						1	0	0	0	0	0	0				
Willie McCovey, L (1,3) OBP: 0.351, SLG: 0.365		0-0 4-3		0-0 SF6		0-0 F5				2	0	0	1	0	0	0				
Jim Ray Hart, R (1,5) OBP: 0.400, SLG: 0.500		0-0 5-3		3-H 4-0 BB						2	0	0	0	1	0	0				
Ollie Brown, R (8,9) OBP: 0.323, SLG: 0.333		0-0 5-3		1-2 BB						0	0	0	0	0	0	0				
Orlando Cepeda, R (1,7) OBP: 0.324, SLG: 0.452		0-3 K		0-0 5-3						3	0	0	0	0	2	2				
Jim Davenport, R (8,5) OBP: 0.395, SLG: 0.485		0-0 K								0	0	0	0	0	0	0				
Len Gabrielson, L (1,9) OBP: 0.303, SLG: 0.393			0-3 K		0-0 F8					3	1	1	1	0	1	0				
Hal Lanier, R (1,4) OBP: 0.217, SLG: 0.242			0-0 F7		0-0 SH2-4 1B					3	0	1	0	0	0	0				
Gaylord Perry, R (1,1)			0-0 4-3		0-0 SH2-4 1-2				0-3 K	2	0	0	0	0	1	0				
<b>Inning Stats</b>	R: 0 E: 0 K: 2 S: 7	H: 0 LOB: 0 BB: 0 P: 7	R: 0 E: 0 K: 1 S: 5	H: 0 LOB: 0 BB: 0 P: 5	R: 0 E: 0 K: 1 S: 5	H: 0 LOB: 0 BB: 0 P: 5	R: 1 E: 1 K: 1 S: 7	H: 1 LOB: 2 BB: 1 P: 11	R: 0 E: 0 K: 0 S: 4	H: 1 LOB: 1 BB: 0 P: 4	R: 0 E: 0 K: 0 S: 3	H: 0 LOB: 0 BB: 0 P: 3	R: 1 E: 0 K: 1 S: 6	H: 1 LOB: 0 BB: 0 P: 6	R: 0 E: 0 K: 2 S: 7	H: 0 LOB: 0 BB: 0 P: 7	1B: 2 2B: 0 3B: 0 HR: 1	SF: 1 SAC: 1 DP: 0 HBP: 0	WP: 0 PB: 0 SB: 0 CS: 0	PA: 29
<b>PITCHER</b> Bob Gibson, R (1,1) ERA: 2.18	IP: 7.0 WLS: L BF: 26 H: 3 R: 2 ER: 1 SO: 6 BB: 1 IBB: 0 HBP: 0 BLK: 0 WP: 0 HR: 1 S: 37 P: 41 ERA: 1.29 WHIP: 0.571																			
Dennis Aust, R (8,1) ERA: 1.93	IP: 1.0 WLS: L BF: 3 H: 0 R: 0 ER: 0 SO: 2 BB: 0 IBB: 0 HBP: 0 BLK: 0 WP: 0 HR: 0 S: 7 P: 7 ERA: 0.00 WHIP: 0.000																			



Batter	1	2	3	4	5	6	7	8	9	AB	R	H	RBI	BB	SO	LOB	TOP			
Wes Parker, S OBP: 0.333, SLG: 0.397	0-0 1B		0-0 G3			4-0 BB		0-0 4-3		3	0	1	0	1	0	0	Los Angeles Dodgers @ San Francisco Giants Candlestick Park, San Francisco, CA Tue May 03 1966, 10:05 PM EDT Att: 35,193 - Unknown			
Jim Gilliam, S (1.5)	0-0 F8		0-0 F9			0-0 F6		0-0 1-3		4	0	0	0	0	0	2				
Willie Davis, L OBP: 0.322, SLG: 0.379	0-3 K			0-0 F4		0-3 K		0-0 F5		4	0	0	0	0	2	2				
Ron Fairly, L OBP: 0.301, SLG: 0.226	0-0 4-3			0-0 G3		0-0 F7			0-0 F2	4	0	0	0	0	0	2				
Lou Johnson, R OBP: 0.316, SLG: 0.427		0-0 F8		0-0 5-3			0-0 1B		0-0 6-3	4	0	1	0	0	0	0				
Jim Lefebvre, S OBP: 0.382, SLG: 0.597		4-0 S BB			0-3 K		0-0 F8			3	1	1	1	1	1	1				
John Roseboro, L OBP: 0.245, SLG: 0.362		0-3 K			0-0 E1				0-0 F6	4	0	1	0	0	1	1				
John Kennedy, R OBP: 0.278, SLG: 0.389 Derrell Griffith, L (7, PH) Bart Shirley, R OBP: 0.500, SLG: 0.500		0-0 F8			0-3 K		0-0 F8			2	0	0	0	0	1	2				
Don Drysdale, R OBP: 0.167, SLG: 0.091 Tommy Davis, R (7, PH) Joe Moeller, R (7, 1) Ron Perranoski, L (7, 1) Nick Willhite, L (8, 1)			0-0 F8			0-0 4-3		0-0 4-3		1	0	0	0	0	0	2				
<b>Inning Stats</b>	R: 0 E: 0 K: 1 S: 6	H: 1 LOB: 1 BB: 0 P: 6	R: 0 E: 0 K: 1 S: 5	H: 0 LOB: 1 BB: 1 P: 9	R: 0 E: 0 K: 0 S: 3	H: 0 LOB: 0 BB: 0 P: 3	R: 0 E: 0 K: 0 S: 3	H: 0 LOB: 0 BB: 0 P: 3	R: 0 E: 0 K: 1 S: 8	H: 0 LOB: 1 BB: 1 P: 8	R: 0 E: 0 K: 0 S: 5	H: 2 LOB: 2 BB: 0 P: 5	R: 0 E: 0 K: 0 S: 3	H: 0 LOB: 0 BB: 0 P: 3	R: 1 E: 0 K: 0 S: 4	H: 1 LOB: 0 BB: 0 P: 4		1B: 3 2B: 0 3B: 0 HR: 1	SF: 0 SAC: 0 DP: 0 HBP: 0	WP: 0 PB: 0 SB: 1 CS: 0
<b>PITCHER</b> Juan Marichal, R ERA: 0.6	IP: 9.0 WLS: W BF: 34 H: 4 R: 1 ER: 1 SO: 5 BB: 2 IBB: 0 HBP: 0 BLK: 0 WP: 0 HR: 1 S: 42 P: 50 ERA: 1.00 WHIP: 0.667																			

Batter	1	2	3	4	5	6	7	8	9	AB	R	H	RBI	BB	SO	LOB	BOTTOM			
Dick Schofield, S OBP: 0.167, SLG: 0.063	4-0 1B HBP BB		0-0 F6			4-0 HR BB		0-0 4-3	0-0 F6	3	2	0	0	2	0	1	Los Angeles Dodgers @ San Francisco Giants Candlestick Park, San Francisco, CA Tue May 03 1966, 10:05 PM EDT Att: 35,193 - Unknown			
Willie McCovey, L OBP: 0.372, SLG: 0.433	0-0 HBP FC 1B		0-0 4-3		0-0 1-1 2-H HR		0-0 E 1B			4	2	3	4	0	0	0				
Willie Mays, R OBP: 0.351, SLG: 0.627	0-0 FC HBP 1-2		0-3 K		0-0 1B		0-0 E4 1B			4	1	1	0	0	1	3				
Jim Ray Hart, R OBP: 0.397, SLG: 0.486 Orlando Cepeda, R OBP: 0.343, SLG: 0.469 Jim Davenport, R OBP: 0.395, SLG: 0.485	1-0 G4-6-3 HBP			0-0 F9	0-0 F3		0-0 1B 1B			2	0	0	1	0	0	1				
Tom Haller, L OBP: 0.371, SLG: 0.492	0-3 K			0-0 F7		0-0 G4-3-6 1B	0-0 1B 1-3 1B			4	0	2	0	0	1	3				
Jesus Alou, R OBP: 0.246, SLG: 0.333	0-0 G4-6-3			0-0 G3		0-0 G4-3-6	0-0 1-3 3-H 1B			4	0	1	1	0	0	4				
Len Gabrielson, L OBP: 0.306, SLG: 0.387 Ollie Brown, R OBP: 0.313, SLG: 0.321		0-0 F9			0-0 FC3-6 1B	0-0 4-3		0-0 K		3	0	1	0	0	0	0				
Hal Lanier, R OBP: 0.219, SLG: 0.232		0-0 F3			0-0 FC3-6 HR		4-0 1B 4-3 BB	0-0 F8		3	2	0	0	1	0	1				
Juan Marichal, R OBP: 0.294, SLG: 0.353		0-0 F2			0-0 SH1-6-3		0-3 K	0-0 F8		3	0	0	0	0	1	1				
<b>Inning Stats</b>	R: 1 E: 0 K: 1 S: 6	H: 1 LOB: 2 BB: 1 P: 11	R: 0 E: 0 K: 0 S: 3	H: 0 LOB: 0 BB: 0 P: 3	R: 0 E: 0 K: 1 S: 5	H: 0 LOB: 0 BB: 0 P: 5	R: 0 E: 0 K: 0 S: 3	H: 1 LOB: 0 BB: 0 P: 3	R: 4 E: 1 K: 2 S: 12	H: 4 LOB: 2 BB: 1 P: 16	R: 0 E: 0 K: 0 S: 3	H: 0 LOB: 0 BB: 0 P: 3	R: 0 E: 0 K: 0 S: 3	H: 0 LOB: 0 BB: 0 P: 3	R: 0 E: 0 K: 0 S: 3	H: 0 LOB: 0 BB: 0 P: 3		1B: 8 2B: 0 3B: 0 HR: 1	SF: 0 SAC: 1 DP: 2 HBP: 1	WP: 0 PB: 0 SB: 0 CS: 0
<b>PITCHER</b> Don Drysdale, R ERA: 4.02 Joe Moeller, R ERA: 13.5 Ron Perranoski, L ERA: 2.84 Nick Willhite, L ERA:	IP: 6.0 WLS: L BF: 25 H: 5 R: 4 ER: 4 SO: 2 BB: 2 IBB: 0 HBP: 1 BLK: 0 WP: 0 HR: 1 S: 26 P: 35 ERA: 6.00 WHIP: 1.167																			

**AB 32**  
**R 1**  
**H 4**  
**RBI 1**  
**BB 2**  
**SO 5**  
**LOB 15**



**AB 32**  
**R 8**  
**H 9**  
**RBI 8**  
**BB 3**  
**SO 4**  
**LOB 16**






Batter	1	2	3	4	5	6	7	8	9	AB	R	H	RBI	BB	SO	LOB	TOP			
Nate Oliver, R OBP: 0.366, SLG: 0.290	0-0 CS 1B			0-0 1-3		0-0 6-3		0-0 1B	4 0 2 0 0 0 0								Los Angeles Dodgers @ San Francisco Giants Candlestick Park, San Francisco, CA Wed May 04 1966, 10:05 PM EDT Att: 28,220 - Unknown			
Wes Parker, S OBP: 0.316, SLG: 0.377	0-0 F3			0-0 1-3			0-3 K	0-0 F9	4 0 0 0 0 1 2											
Willie Davis, L OBP: 0.306, SLG: 0.361	0-3 K			0-0 6-3			0-0 4-3		3 0 0 0 0 1 1											
Lou Johnson, R OBP: 0.317, SLG: 0.436		0-3 K			0-0 1B 2B		0-0 1-3		3 1 1 0 0 1 0											
Jim Lefebvre, S OBP: 0.380, SLG: 0.586	0-0 F9				0-0 G4-3 2H 1B			0-0 F7	3 0 1 1 0 0 0											
Ron Fairly, L OBP: 0.289, SLG: 0.215		0-3 K			0-0 F8			0-0 F8	3 0 0 0 0 1 1											
Jeff Torborg, R OBP: 0.394, SLG: 0.367			0-0 F7		0-0 G4-3 1-2			0-0 F9	3 0 0 0 0 0 1											
John Kennedy, R OBP: 0.250, SLG: 0.350			0-3 K			0-3 K		0-0 6-3	2 0 0 0 0 2 0											
Joe Moeller, R OBP: 0.292, SLG: 0.455				0-3 K		0-0 6-3		0-0 F9	0 0 0 0 0 0 0											
Al Ferrara, R OBP: 0.292, SLG: 0.455									1 0 0 0 0 0 0											
<b>Inning Stats</b>	R: 0 E: 0 K: 1 S: 5	H: 1 LOB: 1 BB: 0 P: 5	R: 0 E: 0 K: 2 S: 7	H: 0 LOB: 0 BB: 0 P: 7	R: 0 E: 0 K: 2 S: 7	H: 0 LOB: 0 BB: 0 P: 7	R: 0 E: 0 K: 0 S: 3	H: 0 LOB: 0 BB: 0 P: 3	R: 1 E: 0 K: 0 S: 4	H: 2 LOB: 0 BB: 0 P: 4	R: 0 E: 0 K: 1 S: 5	H: 0 LOB: 0 BB: 0 P: 5	R: 0 E: 0 K: 0 S: 3	H: 0 LOB: 0 BB: 0 P: 3	R: 0 E: 0 K: 0 S: 4	H: 1 LOB: 1 BB: 0 P: 4	1B: 3 2B: 2 3B: 0 HR: 0	SF: 0 SAC: 0 DP: 2 HBP: 0	WP: 0 PB: 0 SB: 0 CS: 1	PA: 29
<b>PITCHER</b>	IP WLS BF H R ER SO BB IBB HBP BLK WP HR S P ERA WHIP	9.0 W 29 4 1 1 7 0 0 0 0 0 0 43 43 1.00 0.444																		

Batter	1	2	3	4	5	6	7	8	9	AB	R	H	RBI	BB	SO	LOB	BOTTOM			
Jim Davenport, R OBP: 0.381, SLG: 0.459	0-0 F8	0-0 1B 2H 3H 1B			0-0 4-3		0-3 K		4 0 1 2 0 1 0								Los Angeles Dodgers @ San Francisco Giants Candlestick Park, San Francisco, CA Wed May 04 1966, 10:05 PM EDT Att: 28,220 - Unknown			
Ollie Brown, R OBP: 0.333, SLG: 0.344	0-0 4-3	0-0 1-3 1B			0-0 F6		0-0 1B		4 0 2 0 0 0 0											
Willie Mays, R OBP: 0.346, SLG: 0.648	0-3 K	0-3 K			0-0 HR		0-0 4-3		4 1 1 1 0 2 3											
Jim Ray Hart, R OBP: 0.405, SLG: 0.486		1-0 1B E HBP	0-0 F7		0-0 WP 3B		0-0 4-3		0 1 0 0 0 0 0											
Tito Fuentes, S OBP: 0.256, SLG: 0.333			0-0 F7		0-0 3B		0-0 4-3		3 1 1 0 0 0 0											
Orlando Cepeda, R OBP: 0.333, SLG: 0.444		0-0 E 1B 1B	0-0 1-3		0-0 F6		0-0 1-3		4 1 1 0 0 0 0											
Willie McCovey, L OBP: 0.372, SLG: 0.433		1-2 1B 1B	0-0 F6		0-0 3H		0-0 1-3		0 0 0 0 0 0 0											
Jesus Alou, R OBP: 0.232, SLG: 0.313		0-0 E1 1B 1B	0-0 F2			0-0 2-3		0-0 F3	4 1 0 0 0 0 1											
Don Landrum, L OBP: 0.067, SLG: 0.133		1-3 2H 1B							0 0 0 0 0 0 0											
Bob Barton, R OBP: 0.222, SLG: 0.125		0-0 4-3			0-0 5-3		0-0 F7		3 0 0 0 0 0 2											
Hal Lanier, R OBP: 0.224, SLG: 0.236		0-0 1B 2-3 3H 1B			0-0 4-3		0-0 3-1		3 1 1 1 0 0 0											
Joe Gibbon, R OBP: 0.222, SLG: 0.125		0-3 K			0-0 5-3		0-0 5-3		3 0 0 0 0 1 2											
<b>Inning Stats</b>	R: 0 E: 0 K: 1 S: 5	H: 0 LOB: 0 BB: 0 P: 5	R: 4 E: 1 K: 2 S: 12	H: 4 LOB: 2 BB: 0 P: 13	R: 0 E: 0 K: 0 S: 3	H: 0 LOB: 0 BB: 0 P: 3	R: 0 E: 0 K: 0 S: 3	H: 0 LOB: 0 BB: 0 P: 3	R: 2 E: 0 K: 0 S: 5	H: 2 LOB: 0 BB: 0 P: 5	R: 0 E: 0 K: 0 S: 3	H: 0 LOB: 0 BB: 0 P: 3	R: 0 E: 0 K: 1 S: 6	H: 1 LOB: 1 BB: 0 P: 6	R: 0 E: 0 K: 0 S: 3	H: 0 LOB: 0 BB: 0 P: 3	1B: 5 2B: 0 3B: 1 HR: 1	SF: 0 SAC: 0 DP: 0 HBP: 1	WP: 1 PB: 0 SB: 0 CS: 0	PA: 33
<b>PITCHER</b>	IP WLS BF H R ER SO BB IBB HBP BLK WP HR S P ERA WHIP	4.2 L 22 6 0 0 3 0 0 0 0 1 0 1 1 0.00 0.000																		
Claude Osteen, L ERA: 2.03																				
Bob Miller, R ERA: 2.64																				
Joe Moeller, R ERA: 2.45																				

livebaseballscores.com

**AB 29**  
**R 1**  
**H 4**  
**RBI 1**  
**BB 0**  
**SO 7**  
**LOB 5**




livebaseballscores.com

**AB 32**  
**R 6**  
**H 7**  
**RBI 4**  
**BB 0**  
**SO 4**  
**LOB 8**





Batter	1	2	3	4	5	6	7	8	9	10	AB	R	H	RBI	BB	SO	LOB	TOP									
<b>Maury Wills, S</b> OBP: 0.338, SLG: 0.277 (1, 6)	4-3		SH1-3	1-3		K			4-3		4	0	0	0	0	1	1	<b>Los Angeles Dodgers @ San Francisco Giants</b> Candlestick Park, San Francisco, CA Thu May 05 1966, 6:33 AM EDT Att: 26,326 - Unknown  <b>livebaseballscorecards.com</b>									
<b>Wes Parker, S</b> OBP: 0.323, SLG: 0.415 (1, 3)	K		HR		BB		K		K		5	2	2	2	0	3	0										
<b>Willie Davis, L</b> OBP: 0.299, SLG: 0.348 (1, 8)	4-3		F7		BB		4-3		E8		5	1	1	0	0	0	0										
<b>Ron Fairly, L</b> OBP: 0.296, SLG: 0.261 (1, 9)		L5							G3		4	1	1	1	1	1	1										
<b>Lou Johnson, R</b> OBP: 0.322, SLG: 0.470 (1, 7)	1-4-3								F8		5	2	2	1	0	0	2										
<b>Jim Lefebvre, S</b> OBP: 0.398, SLG: 0.583 <b>John Kennedy, R</b> OBP: 0.238, SLG: 0.333 (8, PR) (8, 5)									F9		2	1	1	0	2	0	0										
<b>John Roseboro, L</b> OBP: 0.241, SLG: 0.346 (1, 2)									G3		5	0	1	0	0	2	3										
<b>Nate Oliver, R</b> OBP: 0.347, SLG: 0.273 (1, 4)									K		4	1	0	0	0	0	4										
<b>Sandy Koufax, R</b> <b>Bob Miller, R</b> <b>Howie Reed, R</b> <b>Derrell Griffith, L</b> <b>Phil Regan, R</b> <b>Ron Perranoski, L</b> (1, 1) (2, 1) (2, 1) (4, PH) (4, 1) (8, 1)											0	0	0	0	0	0	0										
<b>Inning Stats</b>	R: 0 E: 0 K: 1 S: 5	H: 0 LOB: 0 BB: 0 P: 5	R: 0 E: 0 K: 1 S: 5	H: 0 LOB: 1 BB: 1 P: 9	R: 2 E: 1 K: 1 S: 7	H: 1 LOB: 0 BB: 0 P: 7	R: 3 E: 0 K: 0 S: 7	H: 4 LOB: 1 BB: 0 P: 7	R: 2 E: 0 K: 0 S: 4	H: 2 LOB: 1 BB: 2 P: 12	R: 0 E: 0 K: 1 S: 5	H: 0 LOB: 0 BB: 0 P: 5	R: 0 E: 0 K: 2 S: 7	H: 0 LOB: 0 BB: 0 P: 7	R: 1 E: 2 K: 0 S: 5	H: 1 LOB: 2 BB: 0 P: 5	R: 0 E: 1 K: 1 S: 6			H: 0 LOB: 1 BB: 0 P: 6	R: 0 E: 0 K: 1 S: 5	H: 0 LOB: 0 BB: 0 P: 5	1B: 5 2B: 0 3B: 0 HR: 3	SF: 0 SAC: 1 DP: 1 HBP: 0	WP: 1 PB: 0 SB: 0 CS: 0	PA: 43	
<b>PITCHER</b>	IP	WLS	BF	H	R	ER	SO	BB	IBB	HBP	BLK	WP	HR	S	P	ERA	WHIP										
<b>Bobby Bolin, R</b> ERA: 2.41 <b>Lindy McDaniel, R</b> ERA: 6.57 <b>Ron Herbel, R</b> ERA: 3.92 <b>Frank Linzy, R</b> ERA: 4.11 <b>Bill Henry, L</b> ERA:	3.0		14	3	4	2	3	1	0	0	0	0	0	7	11	6.00	1.333										
<b>PITCHER</b>	IP	WLS	BF	H	R	ER	SO	BB	IBB	HBP	BLK	WP	HR	S	P	ERA	WHIP										
<b>Bob Priddy, R</b> ERA: 3.52	10.1		3	0	0	0	1	0	0	0	0	0	0	2	6	0.00	1.000										
<b>Bob Priddy, R</b> ERA: 3.52	10.1		3	0	0	0	1	0	0	0	0	0	0	2	6	0.00	1.000										

Batter	1	2	3	4	5	6	7	8	9	10	AB	R	H	RBI	BB	SO	LOB	BOTTOM
<b>Jim Davenport, R</b> OBP: 0.396, SLG: 0.452 (1, 4) (9, 6)	FC5-4	1B	F7			P4				E5	5	1	2	0	1	0	1	<b>Los Angeles Dodgers @ San Francisco Giants</b> Candlestick Park, San Francisco, CA Thu May 05 1966, 6:33 AM EDT Att: 26,326 - Unknown  <b>livebaseballscorecards.com</b>
<b>Ollie Brown, R</b> OBP: 0.333, SLG: 0.342 (1, 9)	FC5-4	1B				K				FC1-6	6	3	2	2	0	2	2	
<b>Willie Mays, R</b> OBP: 0.345, SLG: 0.623 (1, 8)	P5	1B				6-3				L8	6	1	2	1	0	0	4	
<b>Jim Ray Hart, R</b> OBP: 0.412, SLG: 0.487 (1, 5)	2B	1B								F8	6	1	3	2	0	0	3	
<b>Orlando Cepeda, R</b> OBP: 0.318, SLG: 0.439 (1, 3)										E8	6	1	3	2	0	0	3	
<b>Cap Peterson, R</b> OBP: 0.143, SLG: 0.143 <b>Len Gabrielson, L</b> OBP: 0.308, SLG: 0.412 (1, 7) (5, PH) (6, 7)	5-3	1-3								F9	5	0	1	3	0	1	2	
<b>Bob Priddy, R</b> (10, 1)										F2	2	0	0	0	0	0	2	
<b>Bob Barton, R</b> OBP: 0.273, SLG: 0.300 <b>Tom Haller, L</b> OBP: 0.384, SLG: 0.492 (1, 2) (5, PH) (6, 2)										F9	3	0	1	0	0	0	0	
<b>Hal Lanier, R</b> OBP: 0.228, SLG: 0.240 <b>Jack Hiatt, R</b> OBP: 0.550, SLG: 0.750 <b>Don Mason, L</b> (8, PH) (8, PR) (9, 4)										4-3	2	0	1	0	0	0	0	
<b>Tito Fuentes, S</b> OBP: 0.250, SLG: 0.323 (1, 6)										4-3	0	0	0	0	0	0	0	
<b>Bobby Bolin, R</b> <b>Lindy McDaniel, R</b> <b>Ron Herbel, R</b> <b>Frank Linzy, R</b> <b>Bill Henry, L</b> <b>Jack Hiatt, R</b> <b>Don Mason, L</b> <b>Tito Fuentes, S</b> <b>Bob Barton, R</b> <b>Tom Haller, L</b> <b>Hal Lanier, R</b> <b>Jack Hiatt, R</b> <b>Don Mason, L</b> <b>Tito Fuentes, S</b> <b>Bobby Bolin, R</b> <b>Lindy McDaniel, R</b> <b>Ron Herbel, R</b> <b>Frank Linzy, R</b> <b>Bill Henry, L</b> <b>Jack Hiatt, R</b> <b>Don Mason, L</b> <b>Tito Fuentes, S</b> <b>Bob Barton, R</b> <b>Tom Haller, L</b> <b>Hal Lanier, R</b> <b>Jack Hiatt, R</b> <b>Don Mason, L</b> <b>Tito Fuentes, S</b> <b>Bobby Bolin, R</b> <b>Lindy McDaniel, R</b> <b>Ron Herbel, R</b> <b>Frank Linzy, R</b> <b>Bill Henry, L</b> <b>Jack Hiatt, R</b> <b>Don Mason, L</b> <b>Tito Fuentes, S</b> <b>Bob Barton, R</b> <b>Tom Haller, L</b> <b>Hal Lanier, R</b> <b>Jack Hiatt, R</b> <b>Don Mason, L</b> <b>Tito Fuentes, S</b> <b>Bobby Bolin, R</b> <b>Lindy McDaniel, R</b> <b>Ron Herbel, R</b> <b>Frank Linzy, R</b> <b>Bill Henry, L</b> <b>Jack Hiatt, R</b> <b>Don Mason, L</b> <b>Tito Fuentes, S</b> <b>Bob Barton, R</b> <b>Tom Haller, L</b> <b>Hal Lanier, R</b> <b>Jack Hiatt, R</b> <b>Don Mason, L</b> <b>Tito Fuentes, S</b> <b>Bobby Bolin, R</b> <b>Lindy McDaniel, R</b> <b>Ron Herbel, R</b> <b>Frank Linzy, R</b> <b>Bill Henry, L</b> <b>Jack Hiatt, R</b> <b>Don Mason, L</b> <b>Tito Fuentes, S</b> <b>Bob Barton, R</b> <b>Tom Haller, L</b> <b>Hal Lanier, R</b> <b>Jack Hiatt, R</b> <b>Don Mason, L</b> <b>Tito Fuentes, S</b> <b>Bobby Bolin, R</b> <b>Lindy McDaniel, R</b> <b>Ron Herbel, R</b> <b>Frank Linzy, R</b> <b>Bill Henry, L</b> <b>Jack Hiatt, R</b> <b>Don Mason, L</b> <b>Tito Fuentes, S</b> <b>Bob Barton, R</b> <b>Tom Haller, L</b> <b>Hal Lanier, R</b> <b>Jack Hiatt, R</b> <b>Don Mason, L</b> <b>Tito Fuentes, S</b> <b>Bobby Bolin, R</b> <b>Lindy McDaniel, R</b> <b>Ron Herbel, R</b> <b>Frank Linzy, R</b> <b>Bill Henry, L</b> <b>Jack Hiatt, R</b> <b>Don Mason, L</b> <b>Tito Fuentes, S</b> <b>Bob Barton, R</b> <b>Tom Haller, L</b> <b>Hal Lanier, R</b> <b>Jack Hiatt, R</b> <b>Don Mason, L</b> <b>Tito Fuentes, S</b> <b>Bobby Bolin, R</b> <b>Lindy McDaniel, R</b> <b>Ron Herbel, R</b> <b>Frank Linzy, R</b> <b>Bill Henry, L</b> <b>Jack Hiatt, R</b> <b>Don Mason, L</b> <b>Tito Fuentes, S</b> <b>Bob Barton, R</b> <b>Tom Haller, L</b> <b>Hal Lanier, R</b> <b>Jack Hiatt, R</b> <b>Don Mason, L</b> <b>Tito Fuentes, S</b> <b>Bobby Bolin, R</b> <b>Lindy McDaniel, R</b> <b>Ron Herbel, R</b> <b>Frank Linzy, R</b> <b>Bill Henry, L</b> <b>Jack Hiatt, R</b> <b>Don Mason, L</b> <b>Tito Fuentes, S</b> <b>Bob Barton, R</b> <b>Tom Haller, L</b> <b>Hal Lanier, R</b> <b>Jack Hiatt, R</b> <b>Don Mason, L</b> <b>Tito Fuentes, S</b> <b>Bobby Bolin, R</b> <b>Lindy McDaniel, R</b> <b>Ron Herbel, R</b> <b>Frank Linzy, R</b> <b>Bill Henry, L</b> <b>Jack Hiatt, R</b> <b>Don Mason, L</b> <b>Tito Fuentes, S</b> <b>Bob Barton, R</b> <b>Tom Haller, L</b> <b>Hal Lanier, R</b> <b>Jack Hiatt, R</b> <b>Don Mason, L</b> <b>Tito Fuentes, S</b> <b>Bobby Bolin, R</b> <b>Lindy McDaniel, R</b> <b>Ron Herbel, R</b> <b>Frank Linzy, R</b> <b>Bill Henry, L</b> <b>Jack Hiatt, R</b> <b>Don Mason, L</b> <b>Tito Fuentes, S</b> <b>Bob Barton, R</b> <b>Tom Haller, L</b> <b>Hal Lanier, R</b> <b>Jack Hiatt, R</b> <b>Don Mason, L</b> <b>Tito Fuentes, S</b> <b>Bobby Bolin, R</b> <b>Lindy McDaniel, R</b> <b>Ron Herbel, R</b> <b>Frank Linzy, R</b> <b>Bill Henry, L</b> <b>Jack Hiatt, R</b> <b>Don Mason, L</b> <b>Tito Fuentes, S</b> <b>Bob Barton, R</b> <b>Tom Haller, L</b> <b>Hal Lanier, R</b> <b>Jack Hiatt, R</b> <b>Don Mason, L</b> <b>Tito Fuentes, S</b> <b>Bobby Bolin, R</b> <b>Lindy McDaniel, R</b> <b>Ron Herbel, R</b> <b>Frank Linzy, R</b> <b>Bill Henry, L</b> <b>Jack Hiatt, R</b> <b>Don Mason, L</b> <b>Tito Fuentes, S</b> <b>Bob Barton, R</b> <b>Tom Haller, L</b> <b>Hal Lanier, R</b> <b>Jack Hiatt, R</b> <b>Don Mason, L</b> <b>Tito Fuentes, S</b> <b>Bobby Bolin, R</b> <b>Lindy McDaniel, R</b> <b>Ron Herbel, R</b> <b>Frank Linzy, R</b> <b>Bill Henry, L</b> <b>Jack Hiatt, R</b> <b>Don Mason, L</b> <b>Tito Fuentes, S</b> <b>Bob Barton, R</b> <b>Tom Haller, L</b> <b>Hal Lanier, R</b> <b>Jack Hiatt, R</b> <b>Don Mason, L</b> <b>Tito Fuentes, S</b> <b>Bobby Bolin, R</b> <b>Lindy McDaniel, R</b> <b>Ron Herbel, R</b> <b>Frank Linzy, R</b> <b>Bill Henry, L</b> <b>Jack Hiatt, R</b> <b>Don Mason, L</b> <b>Tito Fuentes, S</b> <b>Bob Barton, R</b> <b>Tom Haller, L</b> <b>Hal Lanier, R</b> <b>Jack Hiatt, R</b> <b>Don Mason, L</b> <b>Tito Fuentes, S</b> <b>Bobby Bolin, R</b> <b>Lindy McDaniel, R</b> <b>Ron Herbel, R</b> <b>Frank Linzy, R</b> <b>Bill Henry, L</b> <b>Jack Hiatt, R</b> <b>Don Mason, L</b> <b>Tito Fuentes, S</b> <b>Bob Barton, R</b> <b>Tom Haller, L</b> <b>Hal Lanier, R</b> <b>Jack Hiatt, R</b> <b>Don Mason, L</b> <b>Tito Fuentes, S</b> <b>Bobby Bolin, R</b> <b>Lindy McDaniel, R</b> <b>Ron Herbel, R</b> <b>Frank Linzy, R</b> <b>Bill Henry, L</b> <b>Jack Hiatt, R</b> <b>Don Mason, L</b> <b>Tito Fuentes, S</b> <b>Bob Barton, R</b> <b>Tom Haller, L</b> <b>Hal Lanier, R</b> <b>Jack Hiatt, R</b> <b>Don Mason, L</b> <b>Tito Fuentes, S</b> <b>Bobby Bolin, R</b> <b>Lindy McDaniel, R</b> <b>Ron Herbel, R</b> <b>Frank Linzy, R</b> <b>Bill Henry, L</b> <b>Jack Hiatt, R</b> <b>Don Mason, L</b> <b>Tito Fuentes, S</b> <b>Bob Barton, R</b> <b>Tom Haller, L</b> <b>Hal Lanier, R</b> <b>Jack Hiatt, R</b> <b>Don Mason, L</b> <b>Tito Fuentes, S</b> <b>Bobby Bolin, R</b> <b>Lindy McDaniel, R</b> <b>Ron Herbel, R</b> <b>Frank Linzy, R</b> <b>Bill Henry, L</b> <b>Jack Hiatt, R</b> <b>Don Mason, L</b> <b>Tito Fuentes, S</b> <b>Bob Barton, R</b> <b>Tom Haller, L</b> <b>Hal Lanier, R</b> <b>Jack Hiatt, R</b> <b>Don Mason, L</b> <b>Tito Fuentes, S</b> <b>Bobby Bolin, R</b> <b>Lindy McDaniel, R</b> <b>Ron Herbel, R</b> <b>Frank Linzy, R</b> <b>Bill Henry, L</b> <b>Jack Hiatt, R</b> <b>Don Mason, L</b> <b>Tito Fuentes, S</b> <b>Bob Barton, R</b> <b>Tom Haller, L</b> <b>Hal Lanier, R</b> <b>Jack Hiatt, R</b> <b>Don Mason, L</b> <b>Tito Fuentes, S</b> <b>Bobby Bolin, R</b> <b>Lindy McDaniel, R</b> <b>Ron Herbel, R</b> <b>Frank Linzy, R</b> <b>Bill Henry, L</b> <b>Jack Hiatt, R</b> <b>Don Mason, L</b> <b>Tito Fuentes, S</b> <b>Bob Barton, R</b> <b>Tom Haller, L</b> <b>Hal Lanier, R</b> <b>Jack Hiatt, R</b> <b>Don Mason, L</b> <b>Tito Fuentes, S</b> <b>Bobby Bolin, R</b> <b>Lindy McDaniel, R</b> <b>Ron Herbel, R</b> <b>Frank Linzy, R</b> <b>Bill Henry, L</b> <b>Jack Hiatt, R</b> <b>Don Mason, L</b> <b>Tito Fuentes, S</b> <b>Bob Barton, R</b> <b>Tom Haller, L</b> <b>Hal Lanier, R</b> <b>Jack Hiatt, R</b> <b>Don Mason, L</b> <b>Tito Fuentes, S</b> <b>Bobby Bolin, R</b> <b>Lindy McDaniel, R</b> <b>Ron Herbel, R</b> <b>Frank Linzy, R</b> <b>Bill Henry, L</b> <b>Jack Hiatt, R</b> <b>Don Mason, L</b> <b>Tito Fuentes, S</b> <b>Bob Barton, R</b> <b>Tom Haller, L</b> <b>Hal Lanier, R</b> <b>Jack Hiatt, R</b> <b>Don Mason, L</b> <b>Tito Fuentes, S</b> <b>Bobby Bolin, R</b> <b>Lindy McDaniel, R</b> <b>Ron Herbel, R</b> <b>Frank Linzy, R</b> <b>Bill Henry, L</b> <b>Jack Hiatt, R</b> <b>Don Mason, L</b> <b>Tito Fuentes, S</b> <b>Bob Barton, R</b> <b>Tom Haller, L</b> <b>Hal Lanier, R</b> <b>Jack Hiatt, R</b> <b>Don Mason, L</b> <b>Tito Fuentes, S</b> <b>Bobby Bolin, R</b> <b>Lindy McDaniel, R</b> <b>Ron Herbel, R</b> <b>Frank Linzy, R</b> <b>Bill Henry, L</b> <b>Jack Hiatt, R</b> <b>Don Mason, L</b> <b>Tito Fuentes, S</b> <b>Bob Barton, R</b> <b>Tom Haller, L</b> <b>Hal Lanier, R</b> <b>Jack Hiatt, R</b> <b>Don Mason, L</b> <b>Tito Fuentes, S</b> <b>Bobby Bolin, R</b> <b>Lindy McDaniel, R</b> <b>Ron Herbel, R</b> <b>Frank Linzy, R</b> <b>Bill Henry, L</b> <b>Jack Hiatt, R</b> <b>Don Mason, L</b> <b>Tito Fuentes, S</b> <b>Bob Barton, R</b> <b>Tom Haller, L</b> <b>Hal Lanier, R</b> <b>Jack Hiatt, R</b> <b>Don Mason, L</b> <b>Tito Fuentes, S</b> <b>Bobby Bolin, R</b> <b>Lindy McDaniel, R</b> <b>Ron Herbel, R</b> <b>Frank Linzy, R</b> <b>Bill Henry, L</b> <b>Jack Hiatt, R</b> <b>Don Mason, L</b> <b>Tito Fuentes, S</b> <b>Bob Barton, R</b> <b>Tom Haller, L</b> <b>Hal Lanier, R</b> <b>Jack Hiatt, R</b> <b>Don Mason, L</b> <b>Tito Fuentes, S</b> <b>Bobby Bolin, R</b> <b>Lindy McDaniel, R</b> <b>Ron Herbel, R</b> <b>Frank Linzy, R</b> <b>Bill Henry, L</b> <b>Jack Hiatt, R</b> <b>Don Mason, L</b> <b>Tito Fuentes, S</b> <b>Bob Barton, R</b> <b>Tom Haller, L</b> <b>Hal Lanier, R</b> <b>Jack Hiatt, R</b> <b>Don Mason, L</b> <b>Tito Fuentes, S</b> <b>Bobby Bolin, R</b> <b>Lindy McDaniel, R</b> <b>Ron Herbel, R</b> <b>Frank Linzy, R</b> <b>Bill Henry, L</b> <b>Jack Hiatt, R</b> <b>Don Mason, L</b> <b>Tito Fuentes, S</b> <b>Bob Barton, R</b> <b>Tom Haller, L</b> <b>Hal Lanier, R</b> <b>Jack Hiatt, R</b> <b>Don Mason, L</b> <b>Tito Fuentes, S</b> <b>Bobby Bolin, R</b> <b>Lindy McDaniel, R</b> <b>Ron Herbel, R</b> <b>Frank Linzy, R</b> <b>Bill Henry, L</b> <b>Jack Hiatt, R</b> <b>Don Mason, L</b> <b>Tito Fuentes, S</b> <b>Bob Barton, R</b> <b>Tom Haller, L</b> <b>Hal Lanier, R</b> <b>Jack Hiatt, R</b> <b>Don Mason, L</b> <b>Tito Fuentes, S</b> <b>Bobby Bolin, R</b> <b>Lindy McDaniel, R</b> <b>Ron Herbel, R</b> <b>Frank Linzy, R</b> <b>Bill Henry, L</b> <b>Jack Hiatt, R</b> <b>Don Mason, L</b> <b>Tito Fuentes, S</b> <b>Bob Barton, R</b> <b>Tom Haller, L</b> <b>Hal Lanier, R</b> <b>Jack Hiatt, R</b> <b>Don Mason, L</b> <b>Tito Fuentes, S</b> <b>Bobby Bolin, R</b> <b>Lindy McDaniel, R</b> <b>Ron Herbel, R</b> <b>Frank Linzy, R</b> <b>Bill Henry, L</b> <b>Jack Hiatt, R</b> <b>Don Mason, L</b> <b>Tito Fuentes, S</b> <b>Bob Barton, R</b> <b>Tom Haller, L</b> <b>Hal Lanier, R</b> <b>Jack Hiatt, R</b> <b>Don Mason, L</b> <b>Tito Fuentes, S</b> <b>Bobby Bolin, R</b> <b>Lindy McDaniel, R</b> <b>Ron Herbel, R</b> <b>Frank Linzy, R</b> <b>Bill Henry, L</b> <b>Jack Hiatt, R</b> <b>Don Mason, L</b> <b>Tito Fuentes, S</b> <b>Bob Barton, R</b> <b>Tom Haller, L</b> <b>Hal Lanier, R</b> <b>Jack Hiatt, R</b> <b>Don Mason, L</b> <b>Tito Fuentes, S</b> <b>Bobby Bolin, R</b> <b>Lindy McDaniel, R</b> <b>Ron Herbel, R</b> <b>Frank Linzy, R</b> <b>Bill Henry, L</b> <b>Jack Hiatt, R</b> <b>Don Mason, L</b> <b>Tito Fuentes, S</b> <b>Bob Barton, R</b> <b>Tom Haller, L</b> <b>Hal Lanier, R</b> <b>Jack Hiatt, R</b> <b>Don Mason, L</b> <b>Tito Fuentes, S</b> <b>Bobby Bolin, R</b> <b>Lindy McDaniel, R</b> <b>Ron Herbel, R</b> <b>Frank Linzy, R</b> <b>Bill Henry, L</b> <b>Jack Hiatt, R</b> <b>Don Mason, L</b> <b>Tito Fuentes, S</b> <b>Bob Barton, R</b> <b>Tom Haller, L</b> <b>Hal Lanier, R</b> <b>Jack Hiatt, R</b> <b>Don Mason, L</b> <b>Tito Fuentes, S</b> <b>Bobby Bolin, R</b> <b>Lindy McDaniel, R</b> <b>Ron Herbel, R</b> <b>Frank Linzy, R</b> <b>Bill Henry, L</b> <b>Jack Hiatt, R</b> <b>Don Mason, L</b> <b>Tito Fuentes, S</b> <b>Bob Barton, R</b> <b>Tom Haller, L</b> <b>Hal Lanier, R</b> <b>Jack Hiatt, R</b> <b>Don Mason, L</b> <b>Tito Fuentes, S</b> <b>Bobby Bolin, R</b> <b>Lindy McDaniel, R</b> <b>Ron Herbel, R</b> <b>Frank Linzy, R</b> <b>Bill Henry, L</b> <b>Jack Hiatt, R</b> <b>Don Mason, L</b> <b>Tito Fuentes, S</b> <b>Bob Barton, R</b> <b>Tom Haller, L</b> <b>Hal Lanier, R</b> <b>Jack Hiatt, R</b> <b>Don Mason, L</b> <b>Tito Fuentes, S</b> <b>Bobby Bolin, R</b> <b>Lindy McDaniel, R</b> <b>Ron Herbel, R</b> <b>Frank Linzy, R</b> <b>Bill Henry, L</b> <b>Jack Hiatt, R</b> <b>Don Mason, L</b> <b>Tito Fuentes, S</b> <b>Bob Barton, R</b> <b>Tom Haller, L</b> <b>Hal Lanier, R</b> <b>Jack Hiatt, R</b> <b>Don Mason, L</b> <b>Tito Fuentes, S</b> <b>Bobby Bolin, R</b> <b>Lindy McDaniel, R</b> <b>Ron Herbel, R</b> <b>Frank Linzy, R</b> <b>Bill Henry, L</b> <b>Jack Hiatt, R</b> <b>Don Mason, L</b> <b>Tito Fuentes, S</b> <b>Bob Barton, R</b> <b>Tom Haller, L</b> <b>Hal Lanier, R</b> <b>Jack Hiatt, R</b> <b>Don Mason, L</b> <b>Tito Fuentes, S</b> <b>Bobby Bolin, R</b> <b>Lindy McDaniel, R</b> <b>Ron Herbel, R</b> <b>Frank Linzy, R</b> <b>Bill Henry, L</b> <b>Jack Hiatt, R</b> <b>Don Mason, L</b> <b>Tito Fuentes, S</b> <b>Bob Barton, R</b> <b>Tom Haller, L</b> <b>Hal Lanier, R</b> <b>Jack Hiatt, R</b> <b>Don Mason, L</b> <b>Tito Fuentes, S</b> <b>Bobby Bolin, R</b> <b>Lindy McDaniel, R</b> <b>Ron Herbel, R</b> <b>Frank Linzy, R</b> <b>Bill Henry, L</b> <b>Jack Hiatt, R</b> <b>Don Mason, L</b> <b>Tito Fuentes, S</b> <b>Bob Barton, R</b> <b>Tom Haller, L</b> <b>Hal Lanier, R</b> <b>Jack Hiatt, R</b> <b>Don Mason, L</b> <b>Tito Fuentes, S</b> <b>Bobby Bolin, R</b> <b>Lindy McDaniel, R</b> <b>Ron Herbel, R</b> <b>Frank Linzy, R</b> <b>Bill Henry, L</b> <b>Jack Hiatt, R</b> <b>Don Mason, L</b> <b>Tito Fuentes, S</b> <b>Bob Barton, R</b> <b>Tom Haller, L</b> <b>Hal Lanier, R</b> <b>Jack Hiatt, R</b> <b>Don Mason, L</b> <b>Tito Fuentes, S</b> <b>Bobby Bolin, R</b> <b>Lindy McDaniel, R</b> <b>Ron Herbel, R</b> <b>Frank Linzy, R</b> <b>Bill Henry, L</b> <b>Jack Hiatt, R</b> <b>Don Mason, L</b> <b>Tito Fuentes, S</b> <b>Bob Barton, R</b> <b>Tom Haller, L</b> <b>Hal Lanier, R</b> <b>Jack Hiatt, R</b> <b>Don Mason, L</b> <b>Tito Fuentes, S</b> <b>Bobby Bolin, R</b> <b>Lindy McDaniel, R</b> <b>Ron Herbel, R</b> <b>Frank Linzy, R</b> <																		

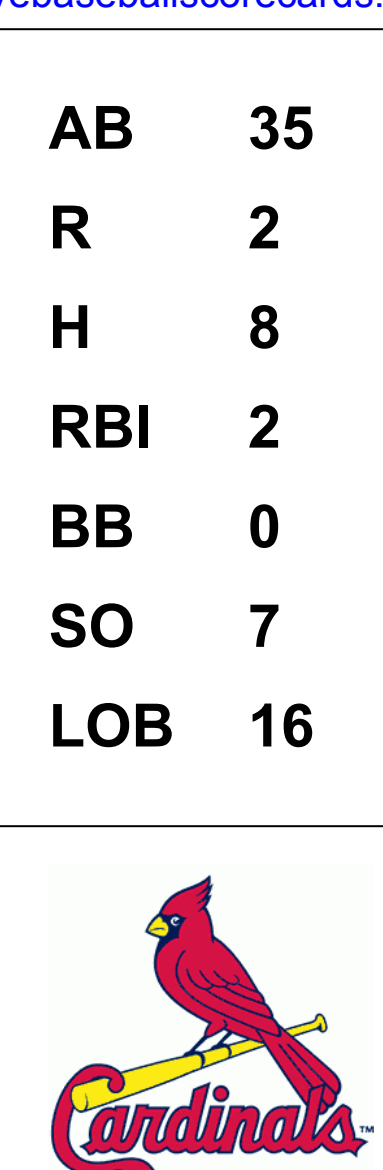


Batter	1	2	3	4	5	6	7	8	9	AB	R	H	RBI	BB	SO	LOB	TOP			
Don Landrum, L (1,7) OBP: 0.100, SLG: 0.150										4	1	1	0	0	0	0	<b>San Francisco Giants @ St. Louis Cardinals</b> <b>Sportsman's Park, St. Louis, MO</b> Fri May 06 1966, 8:05 PM EDT Att: 14,764 - Unknown			
Willie McCovey, L (1,3) OBP: 0.361, SLG: 0.408 Orlando Cepeda, R (9,3) OBP: 0.318, SLG: 0.439										3	1	0	0	1	1	0				
Willie Mays, R (1,8) OBP: 0.330, SLG: 0.593										4	0	0	0	0	1	2				
Jim Ray Hart, R (1,5) OBP: 0.404, SLG: 0.500										4	1	1	2	0	2	0				
Tom Haller, L (1,2) OBP: 0.377, SLG: 0.522										4	1	1	1	0	2	1				
Len Gabrielson, L (1,9) OBP: 0.310, SLG: 0.389 Ollie Brown, R (7,9) OBP: 0.326, SLG: 0.333										2	0	0	0	1	2	0				
Tito Fuentes, S (1,4)										3	0	0	0	0	1	1				
Hal Lanier, R (1,6) OBP: 0.220, SLG: 0.231										3	0	0	0	0	2	2				
Gaylord Perry, R (1,1) Frank Linzy, R (8,1) OBP: 0.333, SLG: 1.000										3	0	0	0	0	2	0				
										0	0	0	0	0	0	0				
<b>Inning Stats</b>	R: 3 E: 1 K: 1 S: 8	H: 2 LOB: 2 BB: 2 P: 16	R: 0 E: 0 K: 0 S: 3	H: 0 LOB: 0 BB: 0 P: 3	R: 0 E: 0 K: 2 S: 7	H: 0 LOB: 0 BB: 0 P: 7	R: 0 E: 0 K: 2 S: 7	H: 0 LOB: 0 BB: 0 P: 7	R: 0 E: 0 K: 3 S: 5	H: 0 LOB: 0 BB: 0 P: 5	R: 0 E: 0 K: 3 S: 9	H: 0 LOB: 0 BB: 0 P: 9	R: 0 E: 0 K: 1 S: 5	H: 0 LOB: 0 BB: 0 P: 5	R: 1 E: 0 K: 2 S: 8	H: 1 LOB: 0 BB: 0 P: 8	1B: 1 2B: 0 3B: 1 HR: 1	SF: 0 SAC: 0 DP: 0 HBP: 0	WP: 0 PB: 0 SB: 0 CS: 0	PA: 33
<b>PITCHER</b> Bob Gibson, R (1,1) ERA: 2.36	IP: 9.0 WLS: L BF: 33 H: 3 R: 4 ER: 3 SO: 14 BB: 2 IBB: 0 HBP: 0 BLK: 0 WP: 0 HR: 1 S: 59 P: 67 ERA: 3.00 WHIP: 0.556																			

AB	31
R	4
H	3
RBI	3
BB	2
SO	14
LOB	6



Batter	1	2	3	4	5	6	7	8	9	AB	R	H	RBI	BB	SO	LOB	BOTTOM			
Lou Brock, L (1,9) OBP: 0.293, SLG: 0.386										4	1	1	0	0	1	1	<b>San Francisco Giants @ St. Louis Cardinals</b> <b>Sportsman's Park, St. Louis, MO</b> Fri May 06 1966, 8:05 PM EDT Att: 14,764 - Unknown			
Alex Johnson, R (1,7) OBP: 0.235, SLG: 0.299 Bob Skinner, L (8, PH) OBP: 0.231, SLG: 0.167 Mike Shannon, R (8, PR) OBP: 0.500, SLG: 0.500										3	0	0	0	0	3	0				
Curt Flood, R (1,8) OBP: 0.376, SLG: 0.463										4	0	1	1	0	0	1				
Tito Francona, L (1,3) OBP: 0.294, SLG: 0.250										4	1	2	0	0	0	3				
Charley Smith, R (1,5) OBP: 0.405, SLG: 0.534										4	0	2	0	0	0	3				
Tim McCarver, L (1,2) OBP: 0.211, SLG: 0.278										4	0	0	0	0	0	5				
Julian Javier, R (1,4) OBP: 0.224, SLG: 0.228 George Kernek, L (9, PH) OBP: 0.302, SLG: 0.271										3	0	1	1	0	0	0				
Dal Maxvill, R (1,6) OBP: 0.241, SLG: 0.286 Phil Gagliano, R (9, PH) OBP: 0.250, SLG: 0.176										3	0	0	0	0	0	2				
Bob Gibson, R (1,1) OBP: 0.263, SLG: 0.263										3	0	1	0	0	2	0				
<b>Inning Stats</b>	R: 0 E: 0 K: 2 S: 7	H: 3 LOB: 1 BB: 0 P: 5	R: 1 E: 0 K: 0 S: 5	H: 3 LOB: 1 BB: 0 P: 5	R: 0 E: 0 K: 2 S: 7	H: 0 LOB: 0 BB: 0 P: 7	R: 0 E: 0 K: 0 S: 4	H: 1 LOB: 1 BB: 0 P: 4	R: 0 E: 0 K: 0 S: 4	H: 1 LOB: 1 BB: 0 P: 4	R: 0 E: 0 K: 1 S: 7	H: 2 LOB: 2 BB: 0 P: 7	R: 0 E: 0 K: 1 S: 5	H: 0 LOB: 0 BB: 0 P: 5	R: 1 E: 2 K: 0 S: 5	H: 1 LOB: 2 BB: 0 P: 5		1B: 7 2B: 1 3B: 0 HR: 0	SF: 0 SAC: 0 DP: 2 HBP: 0	WP: 0 PB: 0 SB: 0 CS: 0
<b>PITCHER</b> Gaylord Perry, R (1,1) ERA: 2.23 Frank Linzy, R (8,1) ERA: 3.63	IP: 7.0 WLS: W BF: 29 H: 7 R: 2 ER: 1 SO: 6 BB: 0 IBB: 0 HBP: 0 BLK: 0 WP: 0 HR: 0 S: 41 P: 41 ERA: 1.29 WHIP: 1.143																			















Batter	1	2	3	4	5	6	7	8	9	AB	R	H	RBI	BB	SO	LOB	TOP										
<b>Tito Fuentes, S</b> OBP: 0.316, SLG: 0.411 (1, 4)	F1	F7				F8			K	5	0	1	0	0	1	3	<b>San Francisco Giants @ Pittsburgh Pirates</b> Forbes Field, Pittsburgh, PA Wed May 11, 1966, 7:05 PM EDT Att: 4,373 - Unknown <a href="http://livebaseballscorecards.com">livebaseballscorecards.com</a>										
<b>Len Gabrielson, L</b> OBP: 0.328, SLG: 0.380 (1, 3)	E 2B BB		1-3-5 2B			G6-4-3 BB		K	HR 1B	3	2	2	0	2	1	0											
<b>Willie Mays, R</b> OBP: 0.333, SLG: 0.608 (1, 8)	E5 2B		1-3-5 2-3f			G6-4-3 1-2f		5-3	HR	5	2	1	2	0	0	4											
<b>Jim Ray Hart, R</b> OBP: 0.422, SLG: 0.568 (1, 5)	K					1-3			HR 3B	3	0	1	0	2	1	2											
<b>Tom Haller, L</b> OBP: 0.383, SLG: 0.506 (1, 2)	1-H 2-H 2B		G3			1B 2B		G3	G6-4-3 IBB	4	1	2	2	1	0	2											
<b>Jesus Alou, R</b> OBP: 0.244, SLG: 0.313 (1, 7)	1-3					1B			G6-4-3 1-2f	5	1	3	1	0	0	3											
<b>Ollie Brown, R</b> OBP: 0.310, SLG: 0.288 (1, 9)						K				2	0	0	0	1	1	2											
<b>Hal Lanier, R</b> OBP: 0.247, SLG: 0.272 (1, 6)						G6-4-3 1-2f			K	3	0	0	0	1	1	3											
<b>Gaylord Perry, R</b> OBP: 0.154, SLG: 0.154 (1, 1)						BB 1B			K	4	0	2	1	0	1	2											
<b>Inning Stats</b>	R: 2 E: 1 K: 1 S: 7	H: 1 LOB: 1 BB: 1 P: 11	R: 0 E: 0 K: 0 S: 3	H: 0 LOB: 1 BB: 1 P: 7	R: 0 E: 0 K: 0 S: 3	H: 1 LOB: 1 BB: 1 P: 7	R: 0 E: 0 K: 1 S: 5	H: 1 LOB: 0 BB: 0 P: 5	R: 0 E: 0 K: 0 S: 3	H: 2 LOB: 1 BB: 1 P: 7	R: 2 E: 0 K: 0 S: 6	H: 3 LOB: 2 BB: 1 P: 10	R: 0 E: 0 K: 1 S: 5	H: 0 LOB: 1 BB: 1 P: 9	R: 0 E: 0 K: 2 S: 8	H: 1 LOB: 1 BB: 0 P: 8	R: 2 E: 0 K: 1 S: 7	H: 3 LOB: 1 BB: 1 P: 11	1B: 7 2B: 4 3B: 1 HR: 1	SF: 0 SAC: 1 DP: 4 HBP: 0	WP: 1 PB: 0 SB: 0 CS: 0	PA: 42					
<b>PITCHER</b>	IP	WLS	BF	H	R	ER	SO	BB	IBB	HBP	BLK	WP	HR	S	P	ERA	WHIP										
<b>Don Schwall, R</b> ERA: 2.2 (1, 1)	4.1	L	20	5	2	0	2	4	0	0	0	1	0	20	36	0.00	2.077										
<b>Pete Mikkelsen, R</b> ERA: 4.82 (5, 1)	2.2		12	3	2	2	1	1	1	0	0	0	0	12	20	6.75	1.500										
<b>Al McBean, R</b> ERA: 4.58 (8, 1)	2.0		10	4	2	2	3	0	1	0	0	0	1	15	19	9.00	2.000										

Batter	1	2	3	4	5	6	7	8	9	AB	R	H	RBI	BB	SO	LOB	BOTTOM										
<b>Matty Alou, L</b> OBP: 0.354, SLG: 0.549 (1, 8)	6-3		6-3			F6			F9	4	0	0	0	0	0	0	<b>San Francisco Giants @ Pittsburgh Pirates</b> Forbes Field, Pittsburgh, PA Wed May 11, 1966, 7:05 PM EDT Att: 4,373 - Unknown <a href="http://livebaseballscorecards.com">livebaseballscorecards.com</a>										
<b>Gene Alley, R</b> OBP: 0.385, SLG: 0.457 (1, 6)	4-3					1B BB 1B			6-3	4	1	2	0	0	0	0											
<b>Roberto Clemente, R</b> OBP: 0.354, SLG: 0.443 (1, 9)	K					K			F9	4	0	1	0	0	2	1											
<b>Willie Stargell, L</b> OBP: 0.402, SLG: 0.480 (1, 7)						BB BB 1B			4-3	4	0	1	0	0	1	2											
<b>Jim Pagliaroni, R</b> OBP: 0.405, SLG: 0.552 (1, 2)						FC6-4 BB			WP 2B	2	0	1	0	2	0	0											
<b>Donn Clendenen, R</b> OBP: 0.327, SLG: 0.368 (1, 3)						FC6-4 1-2f			K	3	0	1	1	1	1	2											
<b>Bill Mazerowski, R</b> OBP: 0.262, SLG: 0.302 (1, 4)						G3			F4	4	0	0	0	0	1	6											
<b>Bob Bailey, R</b> OBP: 0.319, SLG: 0.402 (1, 5)						K			6-3	4	0	0	0	0	1	4											
<b>Don Schwall, R</b> (1, 1)						4-3				1	0	0	0	0	0	0											
<b>Pete Mikkelsen, R</b> (5, 1)										1	0	0	0	0	1	0											
<b>Dave Roberts, L</b> OBP: 0.125, SLG: 0.188 (7, PH)										1	0	0	0	0	1	0											
<b>Al McBean, R</b> (8, 1)										0	0	0	0	0	0	0											
<b>Inning Stats</b>	R: 0 E: 0 K: 1 S: 5	H: 0 LOB: 0 BB: 0 P: 5	R: 0 E: 0 K: 1 S: 5	H: 0 LOB: 0 BB: 1 P: 9	R: 0 E: 0 K: 1 S: 5	H: 0 LOB: 0 BB: 0 P: 5	R: 1 E: 0 K: 2 S: 9	H: 2 LOB: 2 BB: 2 P: 17	R: 0 E: 0 K: 1 S: 7	H: 2 LOB: 2 BB: 0 P: 7	R: 0 E: 0 K: 0 S: 3	H: 1 LOB: 0 BB: 0 P: 3	R: 0 E: 0 K: 1 S: 5	H: 0 LOB: 0 BB: 0 P: 5	R: 0 E: 0 K: 0 S: 3	H: 0 LOB: 0 BB: 0 P: 3	R: 0 E: 0 K: 1 S: 6	H: 1 LOB: 1 BB: 0 P: 6	1B: 4 2B: 2 3B: 0 HR: 0	SF: 0 SAC: 0 DP: 1 HBP: 0	WP: 1 PB: 0 SB: 0 CS: 0	PA: 35					
<b>PITCHER</b>	IP	WLS	BF	H	R	ER	SO	BB	IBB	HBP	BLK	WP	HR	S	P	ERA	WHIP										
<b>Gaylord Perry, R</b> ERA: 1.96 (1, 1)	9.0	W	35	6	1	1	8	3	0	0	0	1	0	48	60	1.00	1.000										



Batter	1	2	3	4	5	6	7	8	9	AB	R	H	RBI	BB	SO	LOB	TOP										
<b>Tito Fuentes, S</b> (1.4) OBP: 0.339, SLG: 0.426	F9		FC5-6 1B		1B		1B		F4	5	0	3	0	0	0	0	<b>San Francisco Giants @ Pittsburgh Pirates</b> Forbes Field, Pittsburgh, PA Thu May 12 1966, 7:05 PM EDT Att: 5,343 - Unknown <a href="http://livebaseballscorecards.com">livebaseballscorecards.com</a>										
<b>Jim Davenport, R</b> (1.3) OBP: 0.345, SLG: 0.388	F9		FC5-6 G6-4-3		F4		F7		F7	4	0	0	0	0	0	5											
<b>Len Gabrielson, L</b> (7.3) OBP: 0.322, SLG: 0.373	F9		FC5-6 G6-4-3		F4		F7		F7	1	0	0	0	0	0	0											
<b>Willie Mays, R</b> (1.8) OBP: 0.339, SLG: 0.600	K		G6-4-3			G6-4-3 BB			FC9-6 1B	3	0	1	0	1	1	2											
<b>Jim Ray Hart, R</b> (1.5) OBP: 0.425, SLG: 0.596						G6-4-3			FC9-6 1B	4	3	2	1	0	0	2											
<b>Jesus Alou, R</b> (1.7) OBP: 0.267, SLG: 0.333									FC9-6 1B	4	0	3	0	0	0	0											
<b>Don Landrum, L</b> (8.7) OBP: 0.172, SLG: 0.148									FC9-6 1B	0	0	0	0	0	0	0											
<b>Ollie Brown, R</b> (1.9) OBP: 0.306, SLG: 0.286									FC9-6 1B	4	0	1	2	0	1	2											
<b>Bob Barton, R</b> (1.2) OBP: 0.222, SLG: 0.188									FC9-6 1B	3	0	0	0	1	0	1											
<b>Hal Lanier, R</b> (1.6) OBP: 0.248, SLG: 0.263									FC9-6 1B	3	0	0	0	1	0	4											
<b>Juan Marichal, R</b> (1.1) OBP: 0.333, SLG: 0.375									FC9-6 1B	4	0	1	0	0	1	1											
<b>Inning Stats</b>	R: 0 E: 0 K: 1 S: 5	H: 0 LOB: 0 BB: 0 P: 5	R: 1 E: 0 K: 0 S: 5	H: 3 LOB: 1 BB: 0 P: 5	R: 0 E: 0 K: 0 S: 4	H: 2 LOB: 1 BB: 0 P: 4	R: 1 E: 0 K: 0 S: 4	H: 1 LOB: 0 BB: 0 P: 4	R: 0 E: 0 K: 0 S: 4	H: 1 LOB: 1 BB: 0 P: 4	R: 0 E: 0 K: 1 S: 5	H: 1 LOB: 1 BB: 1 P: 9	R: 0 E: 0 K: 0 S: 6	H: 1 LOB: 2 BB: 1 P: 10	R: 1 E: 1 K: 0 S: 5	H: 2 LOB: 2 BB: 1 P: 9	R: 0 E: 0 K: 0 S: 3	H: 0 LOB: 0 BB: 0 P: 3	1B: 10 2B: 0 3B: 0 HR: 1	SF: 0 SAC: 0 DP: 3 HBP: 0	WP: 0 PB: 0 SB: 1 CS: 0	PA: 38					
<b>PITCHER</b>	IP	WLS	BF	H	R	ER	SO	BB	IBB	HBP	BLK	WP	HR	S	P	ERA	WHIP										
<b>Bob Veale, L</b> (1.1) ERA: 3.27	7.1	L	34	11	3	3	3	2	1	0	0	0	1	37	49	3.68	1.773										
<b>Don Cardwell, R</b> (8.1) ERA: 6.0	0.2		1	0	0	0	0	0	0	0	0	0	0	1	1	0.00	0.000										
<b>Al McBean, R</b> (9.1) ERA: 4.34	1.0		3	0	0	0	0	0	0	0	0	0	0	3	3	0.00	0.000										

Batter	1	2	3	4	5	6	7	8	9	AB	R	H	RBI	BB	SO	LOB	BOTTOM										
<b>Matty Alou, L</b> (1.8) OBP: 0.360, SLG: 0.547	F4		CS 1B			E4		E5		4	0	2	0	0	0	0	<b>San Francisco Giants @ Pittsburgh Pirates</b> Forbes Field, Pittsburgh, PA Thu May 12 1966, 7:05 PM EDT Att: 5,343 - Unknown <a href="http://livebaseballscorecards.com">livebaseballscorecards.com</a>										
<b>Gene Alley, R</b> (1.6) OBP: 0.357, SLG: 0.420	F8		CS	5-3		K		G1-6-3		4	0	0	0	0	1	3											
<b>Roberto Clemente, R</b> (1.9) OBP: 0.350, SLG: 0.431						K				3	0	0	0	1	1	1											
<b>Willie Stargell, L</b> (1.7) OBP: 0.385, SLG: 0.456	K					K				4	0	0	0	0	1	2											
<b>Jim Pagliaroni, R</b> (1.2) OBP: 0.385, SLG: 0.521						F8				4	0	0	0	0	0	0											
<b>Donn Clendenen, R</b> (1.3) OBP: 0.317, SLG: 0.356						K				3	0	0	0	0	2	0											
<b>Bill Mazerowski, R</b> (1.4) OBP: 0.264, SLG: 0.303						K				3	0	1	0	0	1	0											
<b>Bob Bailey, R</b> (1.5) OBP: 0.340, SLG: 0.424										3	0	3	0	0	0	0											
<b>Bob Veale, S</b> (1.1) OBP: 0.150, SLG: 0.150										2	0	0	0	0	0	3											
<b>Don Cardwell, R</b> (8.1)										0	0	0	0	0	0	0											
<b>Jerry Lynch, L</b> (8. PH) OBP: 0.400, SLG: 0.250										1	0	0	0	0	0	1											
<b>Al McBean, R</b> (9.1)										0	0	0	0	0	0	0											
<b>Inning Stats</b>	R: 0 E: 0 K: 1 S: 5	H: 0 LOB: 1 BB: 1 P: 9	R: 0 E: 0 K: 1 S: 5	H: 0 LOB: 0 BB: 0 P: 5	R: 0 E: 0 K: 0 S: 3	H: 2 LOB: 0 BB: 0 P: 3	R: 0 E: 0 K: 0 S: 3	H: 0 LOB: 0 BB: 0 P: 3	R: 0 E: 0 K: 1 S: 7	H: 2 LOB: 2 BB: 0 P: 7	R: 0 E: 1 K: 2 S: 8	H: 0 LOB: 1 BB: 0 P: 8	R: 0 E: 0 K: 1 S: 5	H: 0 LOB: 0 BB: 0 P: 5	R: 1 E: 1 K: 0 S: 4	H: 2 LOB: 1 BB: 0 P: 4	R: 0 E: 0 K: 0 S: 3	H: 0 LOB: 0 BB: 0 P: 3	1B: 6 2B: 0 3B: 0 HR: 0	SF: 0 SAC: 0 DP: 2 HBP: 0	WP: 0 PB: 0 SB: 0 CS: 1	PA: 33					
<b>PITCHER</b>	IP	WLS	BF	H	R	ER	SO	BB	IBB	HBP	BLK	WP	HR	S	P	ERA	WHIP										
<b>Juan Marichal, R</b> (1.1) ERA: 0.76	9.0	W	32	6	0	0	6	1	0	0	0	0	0	43	47	0.00	0.778										







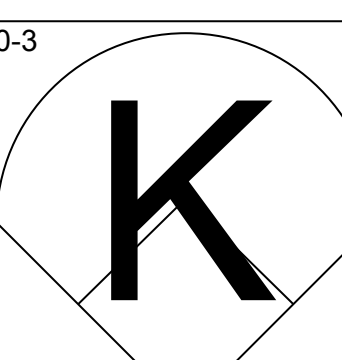
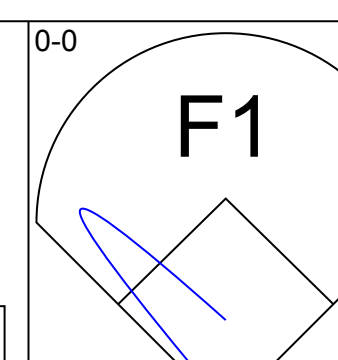
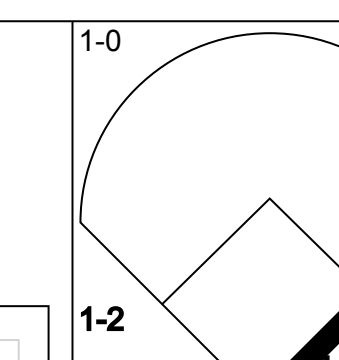
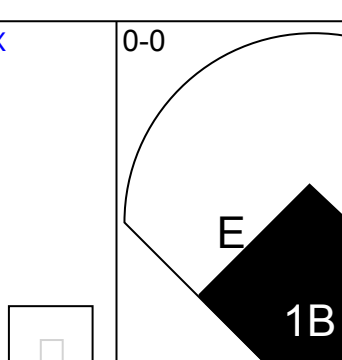
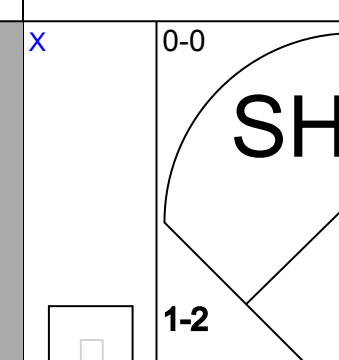
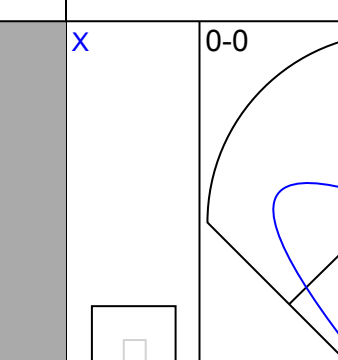
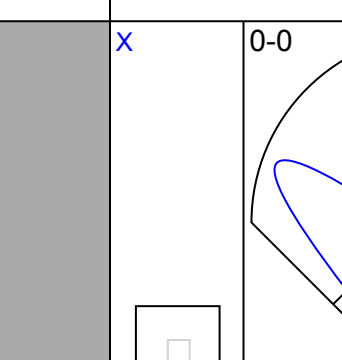
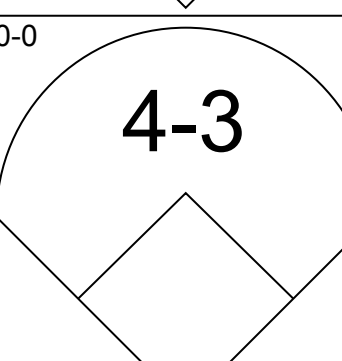
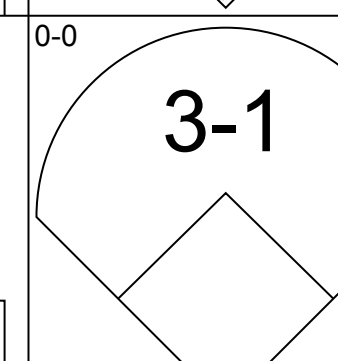
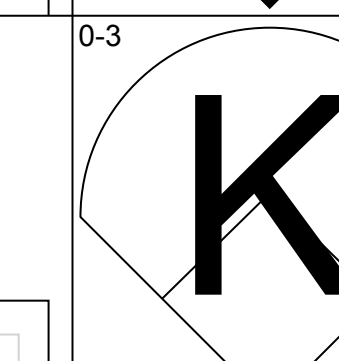
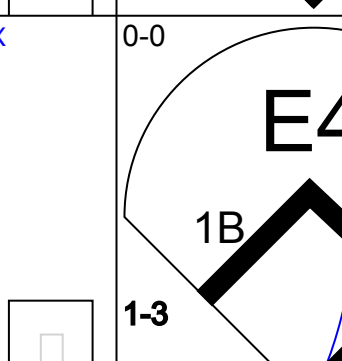
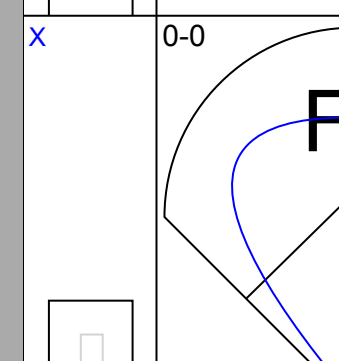
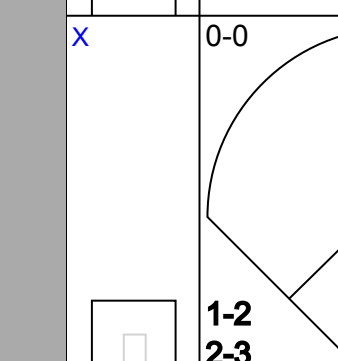
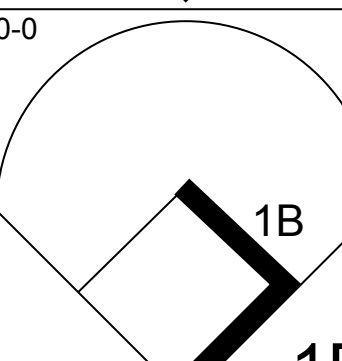
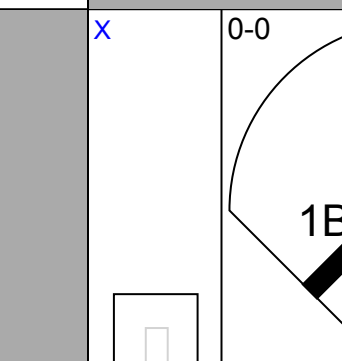
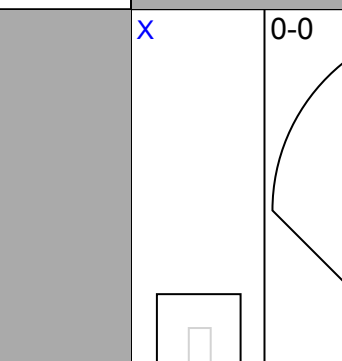

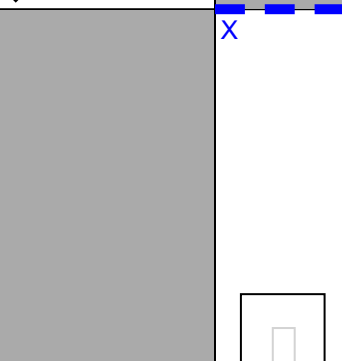
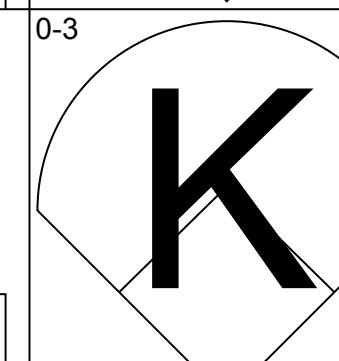
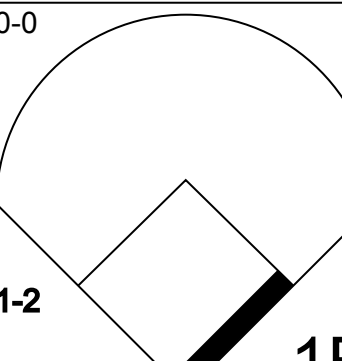
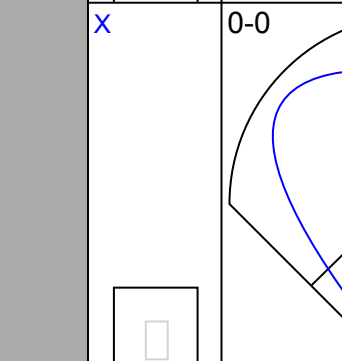
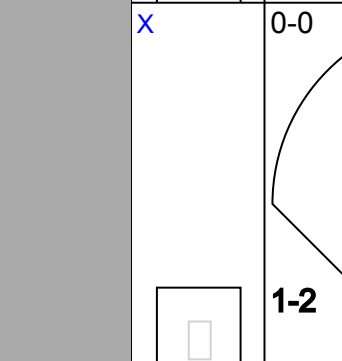
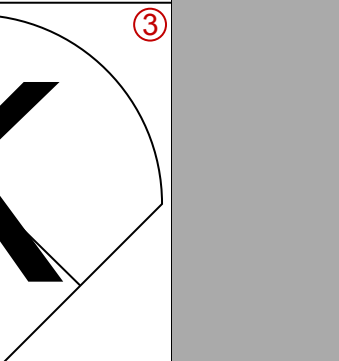


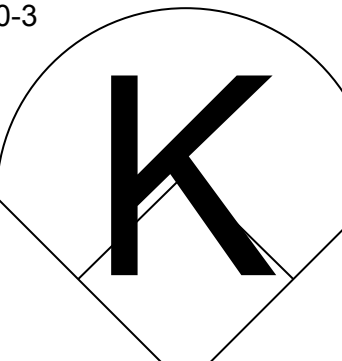
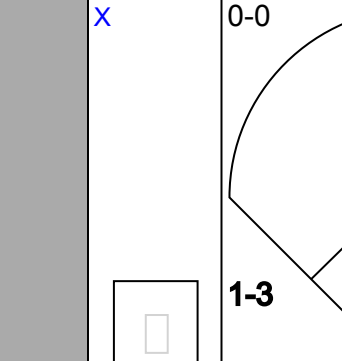
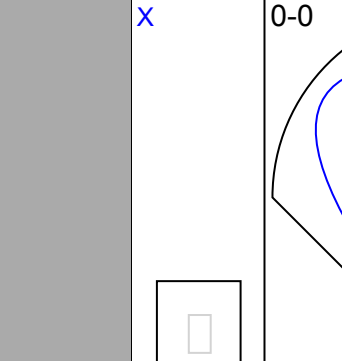
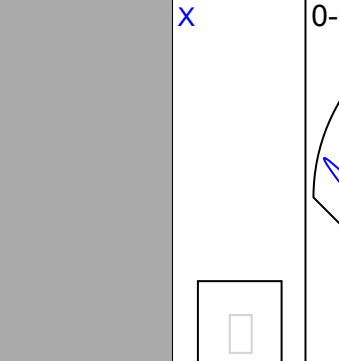
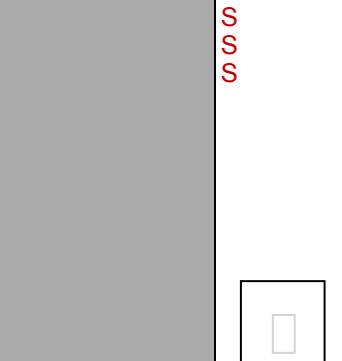

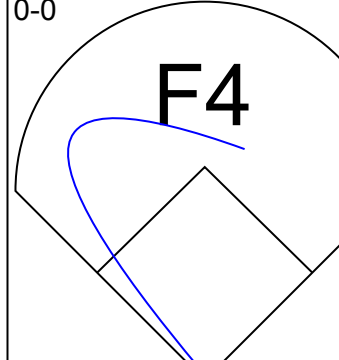
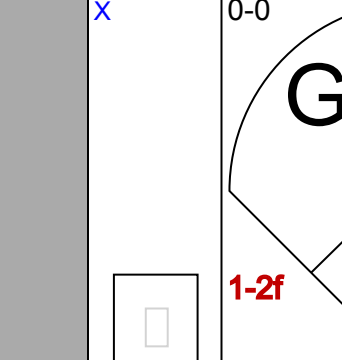
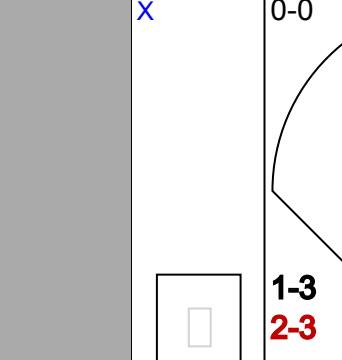
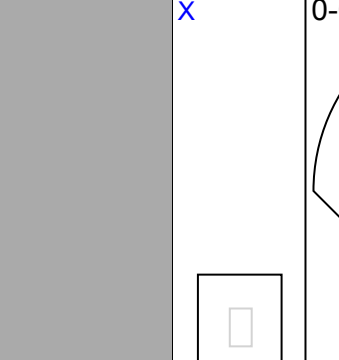
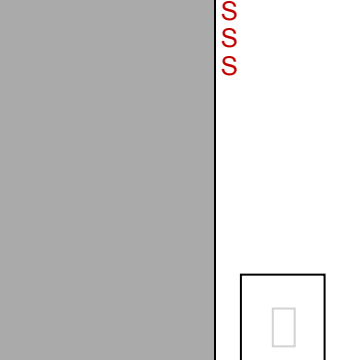

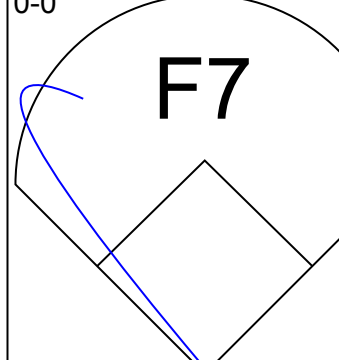
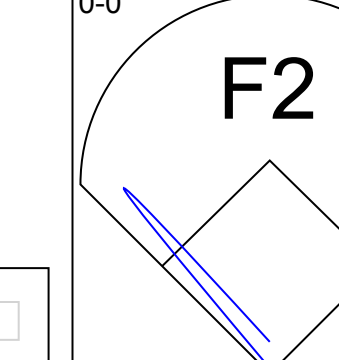
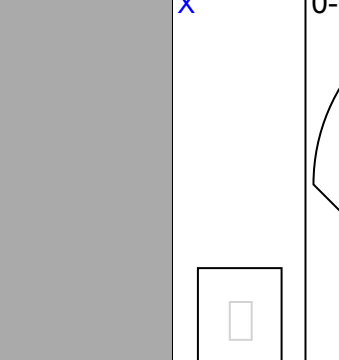

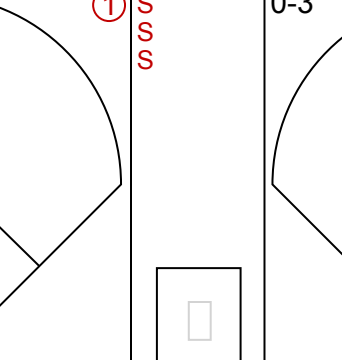


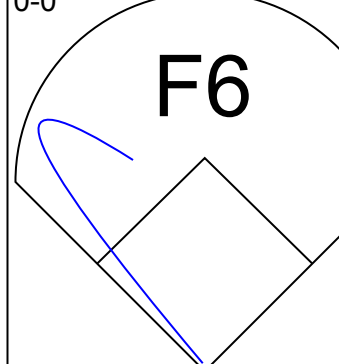
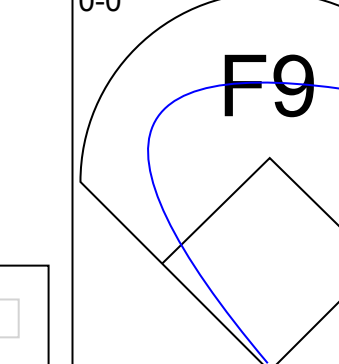
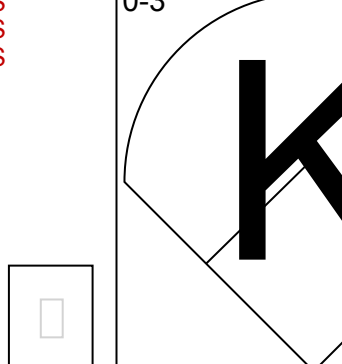
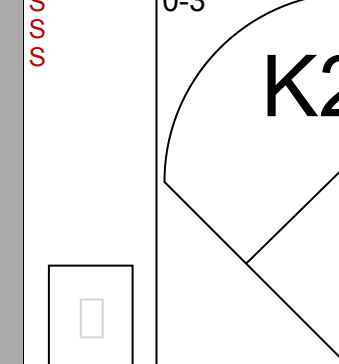
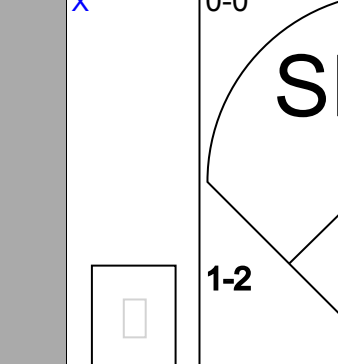

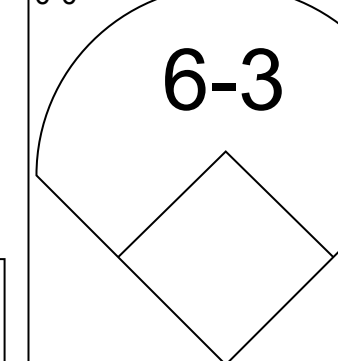

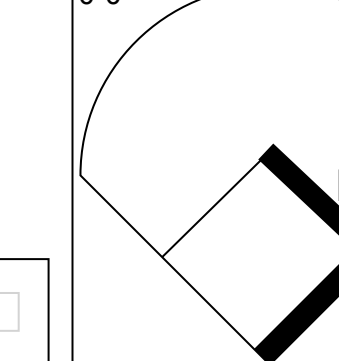
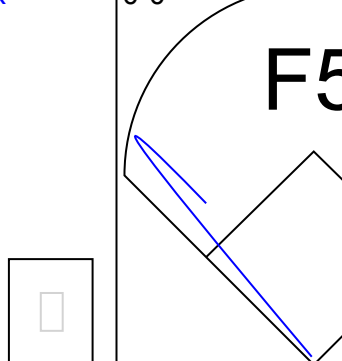
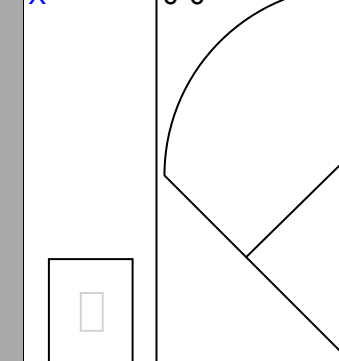




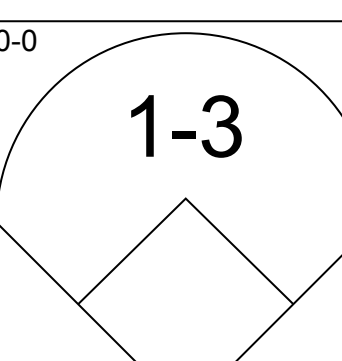
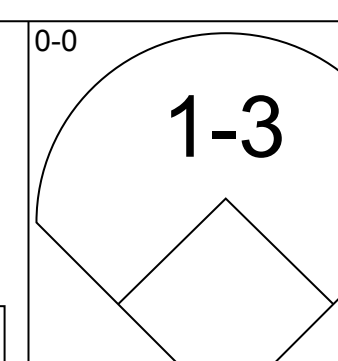
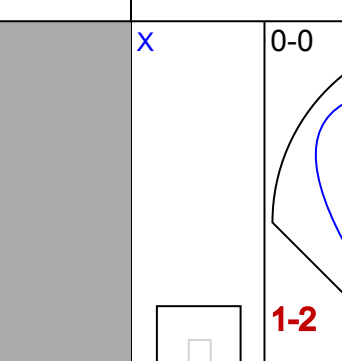
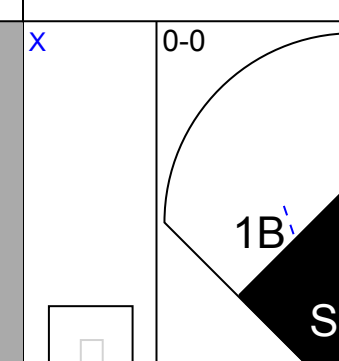
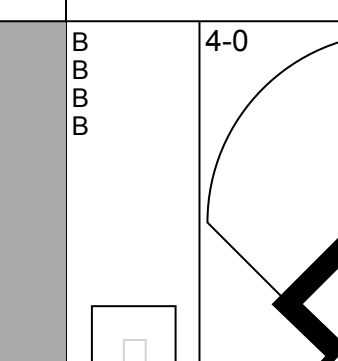
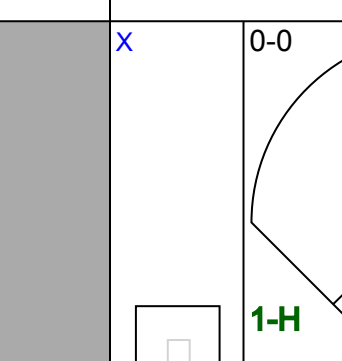
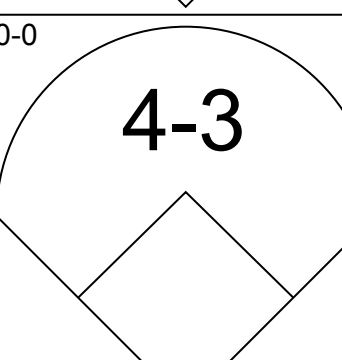
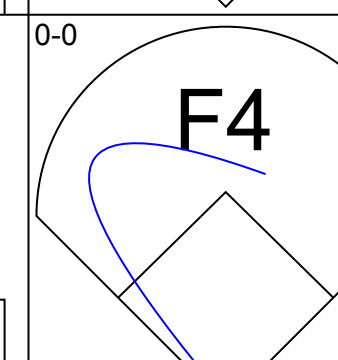
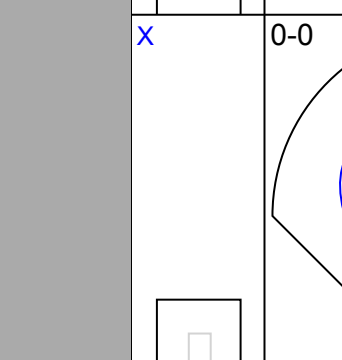
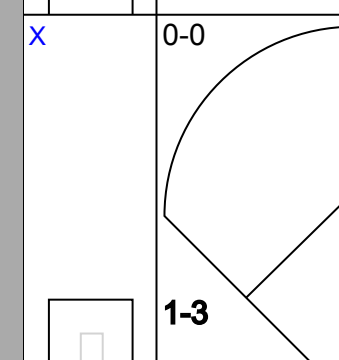
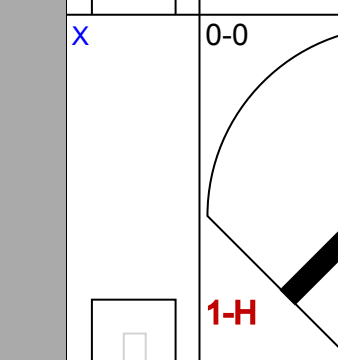
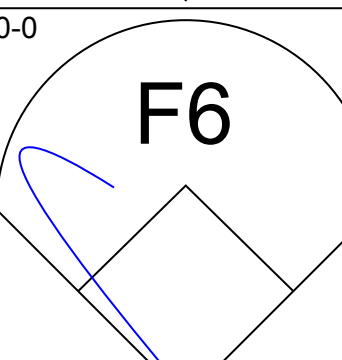
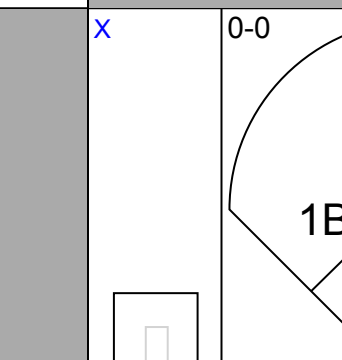

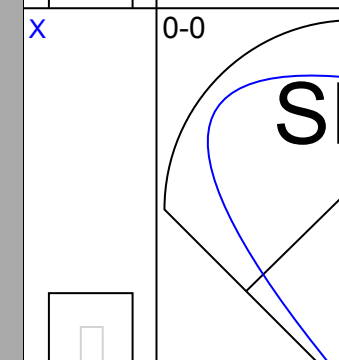
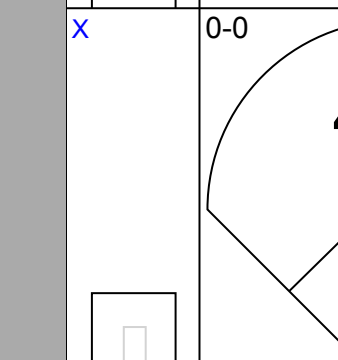
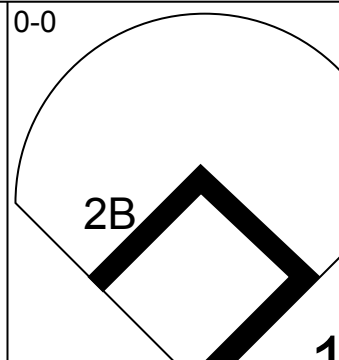
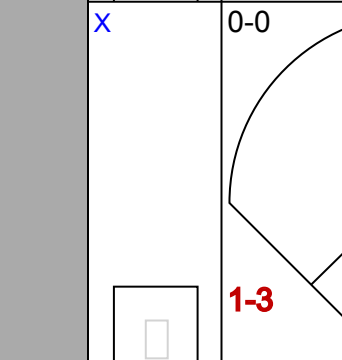

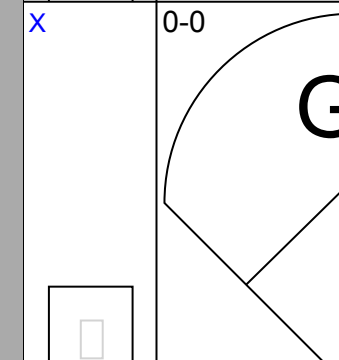

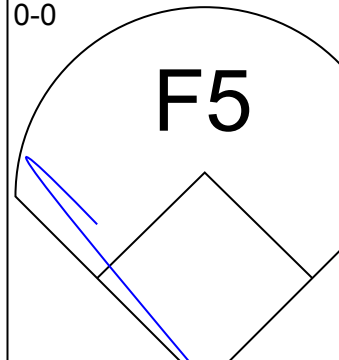
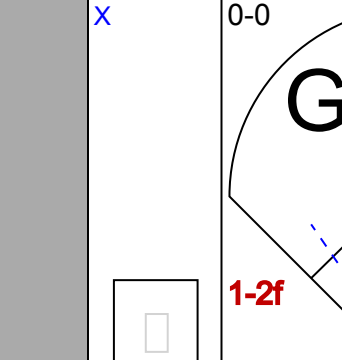



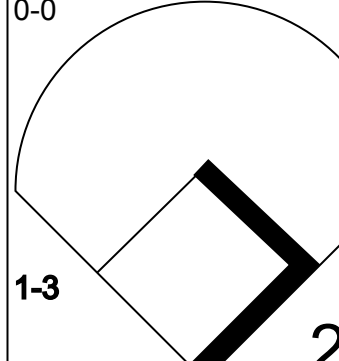
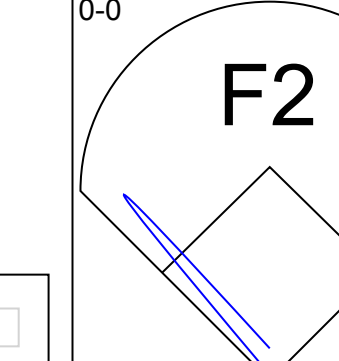



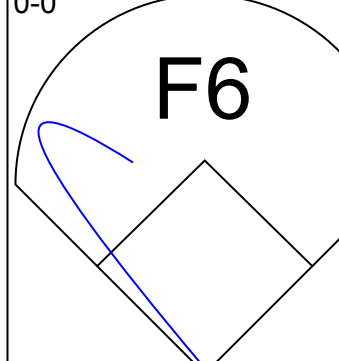
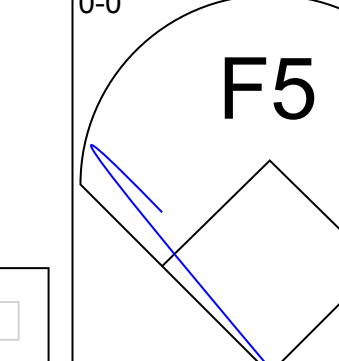



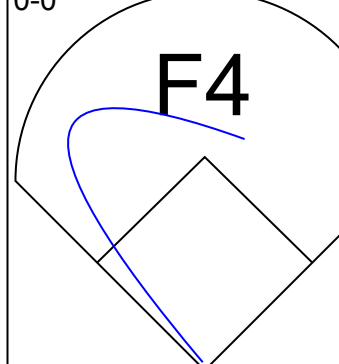
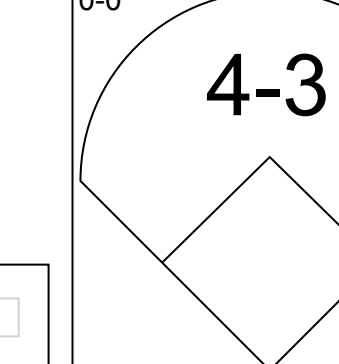



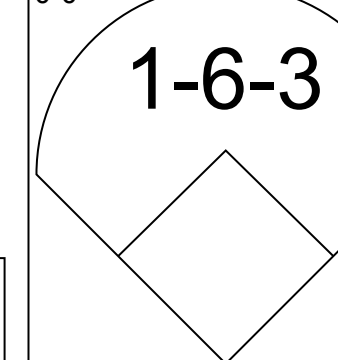
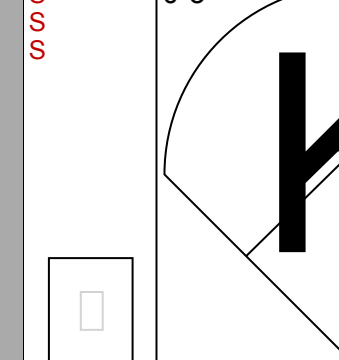
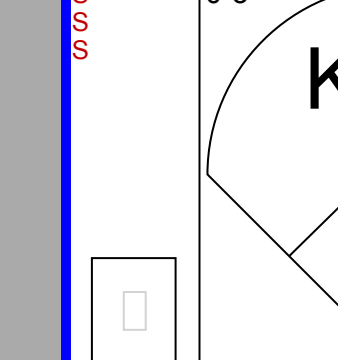






Batter	1	2	3	4	5	6	7	8	9	AB	R	H	RBI	BB	SO	LOB	TOP			
<b>Tito Fuentes, S</b> OBP: 0.304, SLG: 0.372 (1, 4)										4	0	1	0	0	0	1	<b>San Francisco Giants @ New York Mets</b> Shea Stadium, Flushing, NY Sun May 15 1966, 3:33 AM EDT Att: 55,226 - Unknown			
<b>Jim Davenport, R</b> OBP: 0.344, SLG: 0.421 (1, 3)										3	0	0	0	1	0	0				
<b>Willie Mays, R</b> OBP: 0.339, SLG: 0.588 (1, 8)										3	0	0	0	1	0	2				
<b>Jim Ray Hart, R</b> OBP: 0.406, SLG: 0.575 (1, 5)										4	1	1	1	0	0	3				
<b>Jesus Alou, R</b> OBP: 0.275, SLG: 0.337 (1, 7)										4	0	2	0	0	0	0				
<b>Ollie Brown, R</b> OBP: 0.286, SLG: 0.246 (1, 9)										3	0	0	0	1	1	2				
<b>Tom Haller, L</b> OBP: 0.361, SLG: 0.489 <b>Lindy McDaniel, R</b> (8, 1)										2	0	0	0	1	1	1				
<b>Hal Lanier, R</b> OBP: 0.250, SLG: 0.265 (1, 6)										2	0	0	0	0	0	1				
<b>Gaylord Perry, R</b> OBP: 0.143, SLG: 0.143 <b>Bob Fiddy, R</b> OBP: 0.000, SLG: 0.000 <b>Cap Peterson, R</b> OBP: 0.000, SLG: 0.000 <b>Joe Gibbon, L</b> OBP: 0.000, SLG: 0.000 <b>Bob Barton, R</b> OBP: 0.246, SLG: 0.217 (1, 1) (3, 1) (5, PH) (5, 1) (8, PH) (8, 2)										1	0	0	0	0	0	0				
<b>Inning Stats</b>	R: 0 E: 0 K: 0 S: 3	H: 1 LOB: 1 BB: 1 P: 7	R: 0 E: 0 K: 1 S: 5	H: 0 LOB: 1 BB: 1 P: 9	R: 0 E: 0 K: 1 S: 3	H: 0 LOB: 0 BB: 0 P: 3	R: 0 E: 0 K: 1 S: 5	H: 1 LOB: 1 BB: 1 P: 9	R: 0 E: 0 K: 0 S: 3	H: 0 LOB: 0 BB: 0 P: 7	R: 1 E: 0 K: 0 S: 4	H: 1 LOB: 0 BB: 0 P: 4	R: 0 E: 0 K: 0 S: 3	H: 0 LOB: 0 BB: 0 P: 3	R: 0 E: 0 K: 0 S: 4	H: 1 LOB: 1 BB: 0 P: 4		1B: 3 2B: 1 3B: 0 HR: 1	SF: 0 SAC: 1 DP: 2 HBP: 0	WP: 0 PB: 0 SB: 0 CS: 0
<b>PITCHER</b> <b>Rob Gardner, L</b> ERA: 2.13 (1, 1)	IP: 9.0 WLS: W BF: 33 H: 4 R: 1 ER: 1 SO: 2 BB: 4 IBB: 0 HBP: 0 BLK: 0 WP: 0 HR: 1 S: 33 P: 49 ERA: 1.00 WHIP: 0.889															<b>PITCHER</b>				

Batter	1	2	3	4	5	6	7	8	9	AB	R	H	RBI	BB	SO	LOB	BOTTOM			
<b>Ron Hunt, R</b> OBP: 0.387, SLG: 0.417 (1, 4)										5	3	3	0	0	1	1	<b>San Francisco Giants @ New York Mets</b> Shea Stadium, Flushing, NY Sun May 15 1966, 3:33 AM EDT Att: 55,226 - Unknown			
<b>Eddie Brassoud, R</b> OBP: 0.288, SLG: 0.389 (1, 5)										4	0	1	0	0	1	3				
<b>Johnny Lewis, L</b> OBP: 0.345, SLG: 0.375 (1, 9)										4	0	1	2	0	0	2				
<b>Cleon Jones, R</b> OBP: 0.357, SLG: 0.485 (1, 8)										3	1	2	1	1	1	0				
<b>Ed Kranepool, L</b> OBP: 0.313, SLG: 0.389 (1, 3)										4	1	1	1	0	1	4				
<b>John Stephenson, L</b> OBP: 0.400, SLG: 0.600 (1, 2)										4	1	2	1	0	1	2				
<b>Ron Swoboda, R</b> OBP: 0.237, SLG: 0.264 (1, 7)										3	0	1	1	1	2	1				
<b>Roy McMillan, R</b> OBP: 0.219, SLG: 0.179 (1, 6)										4	0	0	0	0	1	2				
<b>Rob Gardner, R</b> OBP: 0.231, SLG: 0.308 (1, 1)										4	0	1	0	0	1	1				
<b>Inning Stats</b>	R: 1 E: 0 K: 2 S: 9	H: 2 LOB: 2 BB: 1 P: 13	R: 0 E: 0 K: 1 S: 5	H: 0 LOB: 0 BB: 0 P: 5	R: 4 E: 0 K: 0 S: 8	H: 5 LOB: 1 BB: 0 P: 8	R: 1 E: 0 K: 0 S: 6	H: 3 LOB: 2 BB: 0 P: 6	R: 0 E: 0 K: 2 S: 7	H: 0 LOB: 1 BB: 1 P: 11	R: 0 E: 0 K: 0 S: 3	H: 1 LOB: 0 BB: 0 P: 3	R: 0 E: 0 K: 2 S: 8	H: 1 LOB: 1 BB: 0 P: 8	R: 0 E: 0 K: 2 S: 7	H: 0 LOB: 0 BB: 0 P: 7		1B: 9 2B: 1 3B: 2 HR: 0	SF: 0 SAC: 0 DP: 1 HBP: 0	WP: 0 PB: 0 SB: 1 CS: 0
<b>PITCHER</b> <b>Gaylord Perry, R</b> ERA: 2.86 <b>Bob Fiddy, R</b> ERA: 3.0 <b>Joe Gibbon, L</b> ERA: 1.27 <b>Lindy McDaniel, R</b> ERA: 3.63 (1, 1) (3, 1) (5, 1) (8, 1)	IP: 2.2 WLS: L BF: 16 H: 7 R: 5 ER: 5 SO: 3 BB: 1 IBB: 0 HBP: 0 BLK: 0 WP: 0 HR: 0 S: 21 P: 25 ERA: 16.88 WHIP: 3.000															<b>PITCHER</b>				



Batter	1	2	3	4	5	6	7	8	9	10	11	12	13	AB R H RBI BB SO LOB	TOP													
<b>Tito Fuentes, S</b> OBP: 0.306, SLG: 0.361 (1, 4)														5 1 1 0 0 1 3	<b>San Francisco Giants @ Los Angeles Dodgers</b> <b>Dodger Stadium, Los Angeles, CA</b> Tue May 17 1966, 7:05 PM PDT Att. 53,561 - Unknown <a href="http://livebaseballscorecards.com">livebaseballscorecards.com</a>													
<b>Jesus Alou, R</b> OBP: 0.266, SLG: 0.326 (1, 9)														6 0 1 0 0 1 4														
<b>Wille McCovey, L</b> OBP: 0.391, SLG: 0.475 (1, 3)														6 0 4 1 0 1 3														
<b>Wille Mays, R</b> OBP: 0.346, SLG: 0.580 (1, 8)														5 0 2 0 1 2 3														
<b>Jim Ray Hart, R</b> OBP: 0.396, SLG: 0.555 (1, 5)														6 0 1 0 0 2 5														
<b>Tom Haller, L</b> OBP: 0.351, SLG: 0.470 (1, 2)														6 0 1 0 0 1 3														
<b>Len Gabrielson, L</b> OBP: 0.296, SLG: 0.311 (1, 7)														4 0 0 0 0 1 2														
<b>Don Landrum, L</b> OBP: 0.250, SLG: 0.243 (9, 7)														0 0 0 0 0 0 0														
<b>Ollie Brown, R</b> OBP: 0.291, SLG: 0.254 (11, PH)														2 0 1 0 0 1 0														
<b>Hal Lanier, R</b> OBP: 0.248, SLG: 0.262 (1, 6)														5 0 1 0 0 2 0														
<b>Juan Marichal, R</b> OBP: 0.357, SLG: 0.393 (1, 1)														4 0 2 0 0 0 0														
<b>Cap Peterson, R</b> OBP: 0.167, SLG: 0.100 (11, PH)														0 0 0 0 1 0 0														
<b>Frank Linzy, R</b> OBP: 0.266, SLG: 0.571 (11, 1)														0 0 0 0 0 0 0														
<b>Inning Stats</b>	R: 0 E: 0 K: 2 S: 9	H: 2 LOB: 2 BB: 0 P: 9	R: 0 E: 0 K: 0 S: 3	H: 0 LOB: 0 BB: 3 P: 3	R: 0 E: 0 K: 0 S: 3	H: 0 LOB: 0 BB: 0 P: 3	R: 0 E: 0 K: 1 S: 6	H: 1 LOB: 2 BB: 0 P: 7	R: 0 E: 0 K: 1 S: 7	H: 3 LOB: 2 BB: 0 P: 7	R: 1 E: 1 K: 2 S: 10	H: 2 LOB: 2 BB: 0 P: 10	R: 0 E: 0 K: 0 S: 3	H: 0 LOB: 0 BB: 0 P: 3	R: 0 E: 0 K: 1 S: 6	H: 1 LOB: 3 BB: 1 P: 6	R: 0 E: 0 K: 2 S: 7	H: 0 LOB: 1 BB: 1 P: 11	R: 0 E: 0 K: 1 S: 7	H: 2 LOB: 3 BB: 1 P: 11	R: 0 E: 0 K: 1 S: 5	H: 0 LOB: 0 BB: 0 P: 5	R: 0 E: 0 K: 1 S: 6	H: 1 LOB: 1 BB: 0 P: 6	1B: 14 2B: 0 3B: 0 HR: 0	SF: 0 SAC: 3 DP: 1 HBP: 1	W/P: 0 P/B: 0 S/B: 1 C/S: 0	PA: 55
<b>PITCHER</b>	IP WLS BF H R ER SO BB IBB HBP BLK WP HR S P ERA WHIP																											
<b>Don Drysdale, R</b> ERA: 3.66	9.0	38	11	1	0	7	0	0	1	0	0	0	0	0	51	52	0.00	1.222										
<b>Ron Parranoski, L</b> ERA: 1.35	2.0	10	2	0	0	3	1	1	0	0	0	0	0	0	14	22	0.00	1.500										
<b>Phil Regan, R</b> ERA: 1.17	2.0	7	1	0	0	2	0	0	0	0	0	0	0	0	11	11	0.00	0.500										

Batter	1	2	3	4	5	6	7	8	9	10	11	12	13	AB R H RBI BB SO LOB	BOTTOM											
<b>Maury Wills, S</b> OBP: 0.347, SLG: 0.315 (1, 6)														5 1 2 0 1 0 1	<b>San Francisco Giants @ Los Angeles Dodgers</b> <b>Dodger Stadium, Los Angeles, CA</b> Tue May 17 1966, 7:05 PM PDT Att. 53,561 - Unknown <a href="http://livebaseballscorecards.com">livebaseballscorecards.com</a>											
<b>Jim Gilliam, S</b> OBP: 0.261, SLG: 0.238 (1, 5)														5 0 2 0 0 0 0												
<b>Wille Davis, L</b> OBP: 0.301, SLG: 0.367 (1, 8)														4 0 1 1 0 0 1												
<b>Ron Fairly, L</b> OBP: 0.363, SLG: 0.308 (1, 9)														5 0 2 0 0 0 1												
<b>Jim Lefebvre, S</b> OBP: 0.364, SLG: 0.573 (1, 4)														5 0 0 0 0 1 2												
<b>Lou Johnson, R</b> OBP: 0.291, SLG: 0.426 (1, 7)														4 0 1 0 0 1 0												
<b>John Roseboro, L</b> OBP: 0.265, SLG: 0.372 (1, 2)														5 0 0 0 0 1 3												
<b>Wes Parker, S</b> OBP: 0.308, SLG: 0.370 (1, 3)														5 1 1 0 0 1 3												
<b>Don Drysdale, R</b> OBP: 0.227, SLG: 0.381 (1, 1)														3 0 1 0 0 1 0												
<b>Ron Parranoski, L</b> OBP: 1.000, SLG: 2.000 (10, 1)														0 0 0 0 0 0 0												
<b>Derrell Griffith, L</b> (11, PH)														1 0 0 0 0 1 0												
<b>Phil Regan, R</b> (12, 1)														1 0 0 0 0 1 1												
<b>Inning Stats</b>	R: 0 E: 0 K: 0 S: 3	H: 0 LOB: 0 BB: 0 P: 3	R: 0 E: 0 K: 0 S: 5	H: 2 LOB: 2 BB: 0 P: 5	R: 0 E: 0 K: 0 S: 3	H: 2 LOB: 0 BB: 0 P: 3	R: 0 E: 0 K: 0 S: 3	H: 0 LOB: 0 BB: 0 P: 3	R: 0 E: 0 K: 1 S: 5	H: 0 LOB: 0 BB: 0 P: 5	R: 0 E: 0 K: 3 S: 9	H: 0 LOB: 0 BB: 0 P: 9	R: 1 E: 0 K: 1 S: 7	H: 2 LOB: 1 BB: 0 P: 7		R: 0 E: 1 K: 0 S: 4	H: 0 LOB: 1 BB: 1 P: 4	R: 0 E: 0 K: 1 S: 5	H: 1 LOB: 1 BB: 1 P: 9	R: 0 E: 0 K: 0 S: 3	H: 0 LOB: 1 BB: 0 P: 4	R: 1 E: 1 K: 1 S: 5	H: 2 LOB: 1 BB: 0 P: 5	1B: 8 2B: 3 3B: 0 HR: 0	SF: 1 SAC: 0 DP: 2 HBP: 1	W/P: 0 P/B: 0 S/B: 0 C/S: 0
<b>PITCHER</b>	IP WLS BF H R ER SO BB IBB HBP BLK WP HR S P ERA WHIP																									
<b>Juan Marichal, R</b> ERA: 0.78	10.0	35	7	1	1	5	0	0	0	0	0	0	0	45	45	0.90	0.700									
<b>Frank Linzy, R</b> ERA: 2.28	2.1	L 11	3	1	0	2	1	0	1	0	0	0	0	13	18	0.00	1.714									



Batter	1	2	3	4	5	6	7	8	9	AB	R	H	RBI	BB	SO	LOB	TOP			
Tito Fuentes, S (1,4) OBP: 0.315, SLG: 0.368										4	2	2	0	0	0	1	San Francisco Giants @ Los Angeles Dodgers Dodger Stadium, Los Angeles, CA Wed May 18, 1966, 7:05 PM PDT Att: 41,726 - Unknown			
Jim Davenport, R (1,6) OBP: 0.333, SLG: 0.407 Hal Lanier, R (5,6) OBP: 0.252, SLG: 0.266										2	0	0	0	0	1	1				
Willie Mays, R (1,8) OBP: 0.343, SLG: 0.566										3	2	0	0	1	2	1				
Jim Ray Hart, R (1,5) OBP: 0.391, SLG: 0.545										4	0	1	1	0	1	0				
Cap Peterson, R (1,3) OBP: 0.188, SLG: 0.143 Len Gabrielson, L (8,3) OBP: 0.296, SLG: 0.311										4	0	1	0	0	2	2				
Jesus Alou, R (1,7) OBP: 0.257, SLG: 0.313 Bill Henry, L (8,1) Frank Linzy, R (8,1) OBP: 0.286, SLG: 0.571										4	0	0	0	0	0	3				
Ollie Brown, R (1,9) OBP: 0.289, SLG: 0.253										4	0	1	0	0	1	0				
Bob Barton, R (1,2) OBP: 0.241, SLG: 0.222										4	0	1	0	0	0	1				
Ray Sadecki, L (1,1) OBP: 0.333, SLG: 0.667 Lindy McDaniel, R (4,1) Don Landrum, L (8, PH) OBP: 0.262, SLG: 0.237										1	0	0	0	0	0	0				
<b>Inning Stats</b>	R: 2 E: 2 K: 2 S: 10	H: 1 LOB: 1 BB: 0 P: 10	R: 0 E: 0 K: 1 S: 5	H: 0 LOB: 0 BB: 0 P: 5	R: 0 E: 0 K: 1 S: 5	H: 0 LOB: 0 BB: 0 P: 5	R: 0 E: 0 K: 1 S: 4	H: 1 LOB: 1 BB: 0 P: 4	R: 0 E: 0 K: 1 S: 5	H: 0 LOB: 0 BB: 0 P: 5	R: 0 E: 0 K: 0 S: 3	H: 1 LOB: 0 BB: 0 P: 3	R: 4 E: 2 K: 1 S: 8	H: 3 LOB: 1 BB: 2 P: 16	R: 0 E: 0 K: 1 S: 5	H: 1 LOB: 1 BB: 0 P: 5		1B: 7 2B: 1 3B: 0 HR: 0	SF: 0 SAC: 1 DP: 2 HBP: 0	WP: 1 PB: 0 SB: 0 CS: 1
<b>PITCHER</b>	IP WLS BF H R ER SO BB IBB HBP BLK WP HR S P ERA WHIP																			
Claude Osteen, L (1,1) ERA: 2.58	7.1 L 29 5 5 3 6 1 0 0 0 0 0 0 40 44 3.68 0.818																			
Joe Moeller, R (8,1) ERA: 1.42	1.0 6 2 1 0 1 0 1 0 0 1 0 7 11 0.00 2.000																			
Ron Perranoski, L (9,1) ERA: 1.29	0.2 1 0 0 0 1 0 0 0 0 0 0 0 3 3 0.00 0.000																			

Batter	1	2	3	4	5	6	7	8	9	AB	R	H	RBI	BB	SO	LOB	BOTTOM			
Maury Wills, S (1,6) OBP: 0.341, SLG: 0.310										5	0	1	0	0	0	2	San Francisco Giants @ Los Angeles Dodgers Dodger Stadium, Los Angeles, CA Wed May 18, 1966, 7:05 PM PDT Att: 41,726 - Unknown			
Jim Gilliam, S (1,5) OBP: 0.255, SLG: 0.234										5	0	1	0	0	0	1				
Willie Davis, L (1,8) OBP: 0.309, SLG: 0.383										4	1	2	0	0	0	1				
Al Ferrara, R (1,7) OBP: 0.367, SLG: 0.488										3	1	1	0	1	1	2				
Jim Lefebvre, S (1,4) OBP: 0.369, SLG: 0.566										3	0	1	0	1	2	2				
Ron Fairly, L (1,9) OBP: 0.587, SLG: 0.336 Derrell Griffith, L (8, PR) (9, 9)										3	1	1	2	1	0	1				
Wes Parker, S (1,3) OBP: 0.307, SLG: 0.366										4	1	1	1	0	0	3				
Jeff Torborg, R (1,2) OBP: 0.333, SLG: 0.279 John Roseboro, L (8, PH) OBP: 0.262, SLG: 0.367										3	0	0	0	0	2	2				
Claude Osteen, L (1,1) OBP: 0.217, SLG: 0.227 Joe Moeller, R (8,1) Ron Perranoski, L (9,1) OBP: 1.000, SLG: 2.000 Tommy Davis, R (8, PH) OBP: 0.273, SLG: 0.238										3	0	2	1	0	1	0				
<b>Inning Stats</b>	R: 0 E: 0 K: 0 S: 4	H: 1 LOB: 1 BB: 0 P: 4	R: 0 E: 0 K: 1 S: 5	H: 0 LOB: 1 BB: 1 P: 9	R: 0 E: 0 K: 1 S: 4	H: 2 LOB: 1 BB: 0 P: 4	R: 3 E: 0 K: 1 S: 9	H: 4 LOB: 1 BB: 0 P: 9	R: 0 E: 0 K: 1 S: 5	H: 0 LOB: 0 BB: 0 P: 5	R: 0 E: 0 K: 1 S: 5	H: 0 LOB: 0 BB: 0 P: 5	R: 1 E: 0 K: 1 S: 7	H: 2 LOB: 3 BB: 1 P: 11	R: 0 E: 0 K: 0 S: 3	H: 1 LOB: 0 BB: 0 P: 3		1B: 7 2B: 2 3B: 0 HR: 1	SF: 0 SAC: 0 DP: 2 HBP: 0	WP: 0 PB: 0 SB: 0 CS: 0
<b>PITCHER</b>	IP WLS BF H R ER SO BB IBB HBP BLK WP HR S P ERA WHIP																			
Ray Sadecki, L (1,1) ERA: 2.45	3.2 18 7 3 3 2 1 0 0 0 0 0 0 16 20 0.00 0.300																			
Lindy McDaniel, R (4,1) ERA: 3.16	3.1 W 11 0 0 0 3 1 0 0 0 0 0 0 16 20 0.00 0.300																			
Bill Henry, L (8,1) ERA: 2.7	0.1 4 2 1 1 1 1 0 0 0 0 0 0 5 9 27.00 9.000																			
Frank Linzy, R (8,1) ERA: 2.15	1.2 S 5 1 0 0 0 0 0 0 0 0 0 0 5 5 0.00 0.600																			



Batter	1	2	3	4	5	6	7	8	9	AB	R	H	RBI	BB	SO	LOB	TOP					
<b>Tito Fuentes, S</b> OBP: 0.312, SLG: 0.363 (1, 4)										4	0	1	0	0	2	1	<b>San Francisco Giants @ Los Angeles Dodgers</b> <b>Dodger Stadium, Los Angeles, CA</b> Thu May 19 1966, 7:05 PM PDT Att: 49,409 - Unknown					
<b>Jesus Alou, R</b> OBP: 0.257, SLG: 0.311 (1, 7)										4	0	1	0	0	1	1						
<b>Willie Mays, R</b> OBP: 0.348, SLG: 0.556 (1, 8)										2	0	0	0	2	0	0						
<b>Jim Ray Hart, R</b> OBP: 0.380, SLG: 0.528 (1, 5)										4	0	0	0	0	1	3						
<b>Cap Peterson, R</b> OBP: 0.158, SLG: 0.118 (1, 3)										3	0	0	0	0	0	1						
<b>Bob Barton, R</b> OBP: 0.218, SLG: 0.200 (1, 2)										3	0	0	0	0	2	1						
<b>Ollie Brown, R</b> OBP: 0.279, SLG: 0.244 (1, 9)										3	0	0	0	0	2	0						
<b>Hal Lanier, R</b> OBP: 0.254, SLG: 0.268 (1, 6)										3	0	1	0	0	1	0						
<b>Joe Gibbon, R</b> (1, 1)										1	0	0	0	0	1	0						
<b>Bob Priddy, R</b> (4, 1)										1	0	0	0	0	0	1						
<b>Jim Davenport, R</b> OBP: 0.328, SLG: 0.400 (8, PH)										1	0	0	0	0	0	0						
<b>Bob Shaw, R</b> (8, 1)										0	0	0	0	0	0	0						
<b>Inning Stats</b>	R: 0 E: 0 K: 0 S: 3	H: 1 LOB: 1 BB: 1 P: 7	R: 0 E: 0 K: 2 S: 7	H: 0 LOB: 0 BB: 0 P: 7	R: 0 E: 0 K: 1 S: 6	H: 1 LOB: 1 BB: 0 P: 6	R: 0 E: 0 K: 2 S: 7	H: 0 LOB: 1 BB: 1 P: 11	R: 0 E: 0 K: 1 S: 6	H: 1 LOB: 1 BB: 0 P: 6	R: 0 E: 0 K: 0 S: 3	H: 0 LOB: 0 BB: 0 P: 3	R: 0 E: 0 K: 1 S: 5	H: 0 LOB: 0 BB: 0 P: 5	R: 0 E: 0 K: 2 S: 7	H: 0 LOB: 0 BB: 0 P: 7	R: 0 E: 0 K: 1 S: 5	H: 0 LOB: 0 BB: 0 P: 5	1B: 3 2B: 0 3B: 0 HR: 0	SF: 0 SAC: 0 DP: 1 HBP: 0	WP: 0 PB: 0 SB: 1 CS: 0	PA: 31
<b>PITCHER</b> <b>Sandy Koufax, L</b> ERA: 1.82 (1, 1)	IP: 9.0 WLS: W BF: 31 H: 3 R: 0 ER: 0 SO: 10 BB: 2 IBB: 0 HBP: 0 BLK: 0 WP: 0 HR: 0 S: 49 P: 57 ERA: 0.00 WHIP: 0.556																					

Batter	1	2	3	4	5	6	7	8	9	AB	R	H	RBI	BB	SO	LOB	BOTTOM					
<b>Maury Wills, S</b> OBP: 0.344, SLG: 0.314 (1, 6)										5	2	2	0	0	0	3	<b>San Francisco Giants @ Los Angeles Dodgers</b> <b>Dodger Stadium, Los Angeles, CA</b> Thu May 19 1966, 7:05 PM PDT Att: 49,409 - Unknown					
<b>Jim Gilliam, S</b> OBP: 0.235, SLG: 0.235 (1, 5)										4	0	1	1	0	0	3						
<b>John Kennedy, R</b> OBP: 0.276, SLG: 0.296 (8, 5)										0	0	0	0	0	0	0						
<b>Willie Davis, L</b> OBP: 0.317, SLG: 0.388 (1, 8)										4	0	2	1	0	0	1						
<b>Al Ferrara, R</b> OBP: 0.377, SLG: 0.478 (1, 7)										3	0	1	0	1	0	2						
<b>Jim Lefebvre, S</b> OBP: 0.365, SLG: 0.555 (1, 4)										4	0	1	0	0	0	4						
<b>Ron Fairly, L</b> OBP: 0.364, SLG: 0.333 (1, 9)										4	1	1	0	0	0	4						
<b>Wes Parker, S</b> OBP: 0.312, SLG: 0.394 (1, 3)										4	1	2	1	0	1	3						
<b>Jeff Torborg, R</b> OBP: 0.346, SLG: 0.298 (1, 2)										4	0	2	1	0	0	2						
<b>Sandy Koufax, R</b> (1, 1)										4	0	0	0	0	1	4						
<b>Inning Stats</b>	R: 1 E: 0 K: 0 S: 5	H: 3 LOB: 2 BB: 0 P: 5	R: 0 E: 0 K: 0 S: 4	H: 2 LOB: 1 BB: 0 P: 4	R: 1 E: 0 K: 0 S: 5	H: 2 LOB: 1 BB: 0 P: 5	R: 1 E: 2 K: 1 S: 8	H: 1 LOB: 2 BB: 0 P: 8	R: 0 E: 0 K: 1 S: 7	H: 1 LOB: 2 BB: 0 P: 7	R: 0 E: 0 K: 0 S: 3	H: 0 LOB: 0 BB: 0 P: 3	R: 0 E: 0 K: 0 S: 4	H: 1 LOB: 2 BB: 1 P: 8	R: 1 E: 0 K: 0 S: 4	H: 2 LOB: 0 BB: 0 P: 4	R: 1 E: 0 K: 0 S: 4	H: 2 LOB: 0 BB: 0 P: 4	1B: 11 2B: 0 3B: 0 HR: 1	SF: 0 SAC: 0 DP: 1 HBP: 0	WP: 0 PB: 0 SB: 3 CS: 1	PA: 38
<b>PITCHER</b> <b>Joe Gibbon, L</b> ERA: 1.85 (1, 1)	IP: 3.0 WLS: L BF: 17 H: 8 R: 3 ER: 2 SO: 2 BB: 0 IBB: 0 HBP: 0 BLK: 0 WP: 0 HR: 0 S: 17 P: 17 ERA: 6.00 WHIP: 2.667																					
<b>Bob Priddy, R</b> ERA: 2.25 (4, 1)	IP: 4.0 WLS: L BF: 16 H: 2 R: 0 ER: 0 SO: 2 BB: 1 IBB: 0 HBP: 0 BLK: 0 WP: 0 HR: 0 S: 19 P: 23 ERA: 0.00 WHIP: 0.750																					
<b>Bob Shaw, R</b> ERA: 7.17 (8, 1)	IP: 1.0 WLS: L BF: 4 H: 2 R: 1 ER: 1 SO: 0 BB: 0 IBB: 0 HBP: 0 BLK: 0 WP: 0 HR: 1 S: 4 P: 4 ERA: 9.00 WHIP: 2.000																					

**AB 29**  
**R 0**  
**H 3**  
**RBI 0**  
**BB 2**  
**SO 10**  
**LOB 8**

**AB 36**  
**R 4**  
**H 12**  
**RBI 4**  
**BB 1**  
**SO 2**  
**LOB 26**







Batter	1	2	3	4	5	6	7	8	9	AB	R	H	RBI	BB	SO	LOB	TOP			
Ron Hunt, R OBP: 0.418, SLG: 0.459 (1,4)										3	1	3	0	0	0	0				
Cleon Jones, R OBP: 0.337, SLG: 0.432 (1,8)										3	1	2	0	0	0	1				
Johnny Lewis, L OBP: 0.324, SLG: 0.344 (1,9)										4	0	0	0	0	3	6				
Dick Stuart, R OBP: 0.278, SLG: 0.303 (1,3)										4	1	1	1	0	1	3				
Ed Kranepool, L OBP: 0.303, SLG: 0.368 (1,7)										4	0	1	0	0	0	2				
Billy Murphy, R OBP: 0.350, SLG: 0.412 (8, PR)										0	0	0	0	0	0	0				
John Stephenson, L OBP: 0.444, SLG: 0.538 (1,2)										3	0	2	1	1	0	1				
Chuck Hillier, L OBP: 0.409, SLG: 0.381 (1,5)										4	0	1	0	0	0	2				
Roy McMillan, R OBP: 0.214, SLG: 0.179 (1,6)										3	0	1	0	0	0	2				
Al Luplow, L OBP: 0.281, SLG: 0.267 (9, PH)										1	0	0	0	0	1	0				
Rob Gardner, R OBP: 0.188, SLG: 0.250 (1,1)										3	0	0	0	0	1	1				
Ron Swoboda, R OBP: 0.238, SLG: 0.263 (9, PH)										1	0	0	0	0	0	0				
<b>Inning Stats</b>	R: 3 E: 1 K: 1 S: 9	H: 4 LOB: 1 BB: 0 P: 9	R: 0 E: 0 K: 0 S: 2	H: 0 LOB: 0 BB: 0 P: 3	R: 0 E: 0 K: 1 S: 6	H: 1 LOB: 1 BB: 0 P: 6	R: 0 E: 0 K: 1 S: 6	H: 2 LOB: 1 BB: 0 P: 6	R: 0 E: 0 K: 0 S: 5	H: 1 LOB: 1 BB: 0 P: 7	R: 0 E: 0 K: 0 S: 4	H: 1 LOB: 1 BB: 0 P: 4	R: 0 E: 0 K: 1 S: 5	H: 1 LOB: 1 BB: 0 P: 5	R: 0 E: 0 K: 1 S: 5	H: 0 LOB: 0 BB: 0 P: 5	1B: 11 2B: 1 3B: 0 HR: 0	SF: 0 SAC: 0 DP: 4 HBP: 2	WP: 1 PB: 0 SB: 1 CS: 1	PA: 37
<b>PITCHER</b>	IP WLS BF H R ER SO BB IBB HBP BLK WP HR S P ERA WHIP																			
Bobby Bolin, R ERA: 2.66 (1,1)	0.2	6	4	3	2	1	0	0	0	0	0	1	0	8	2	27.00	6.000			
Bob Priddy, R ERA: 1.77 (1,1)	4.1	W	16	4	0	0	3	0	0	2	0	0	0	20	22	0.00	0.923			
Joe Gibbon, L ERA: 1.82 (6,1)	0.1	S	3	1	0	0	0	1	0	0	0	0	0	2	6	0.00	6.000			
Frank Linzy, R ERA: 1.91 (6,1)	3.2	S	11	2	0	0	2	0	0	0	0	0	0	15	15	0.00	0.545			

**New York Mets @ San Francisco Giants**  
Candlestick Park, San Francisco, CA  
Sat May 21 1966, 6:33 AM EDT  
Att: 17,801 - Unknown

AB 33  
R 3  
H 11  
RBI 2  
BB 1  
SO 6  
LOB 18



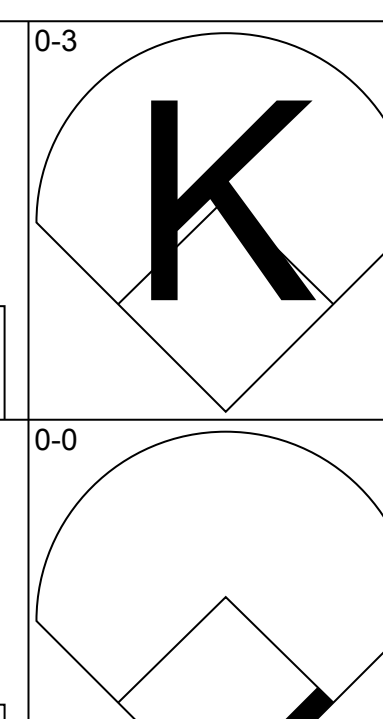
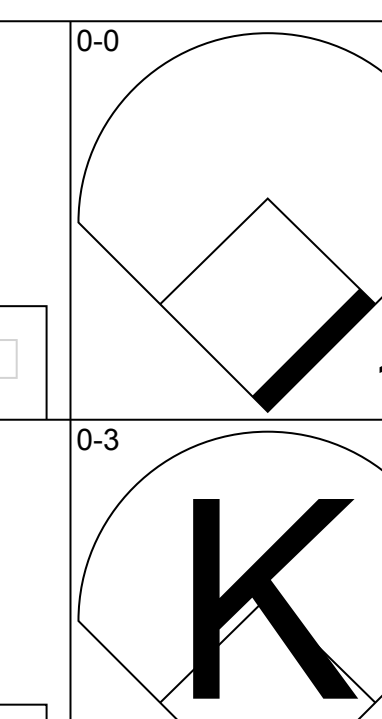
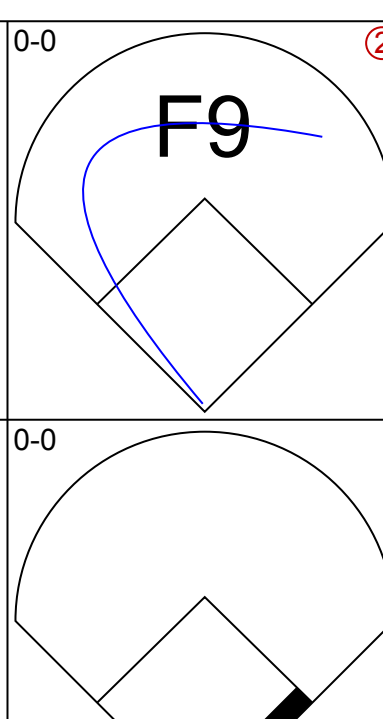
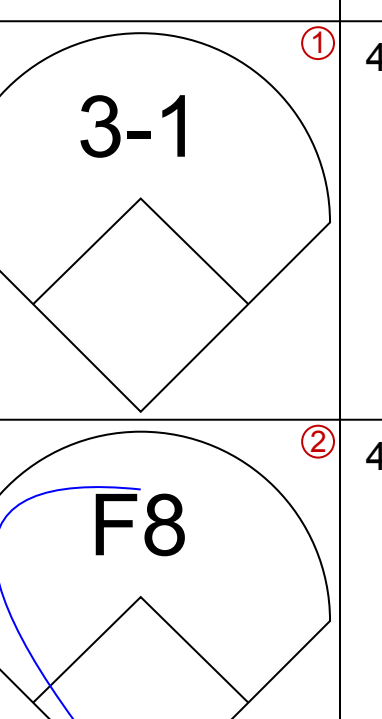
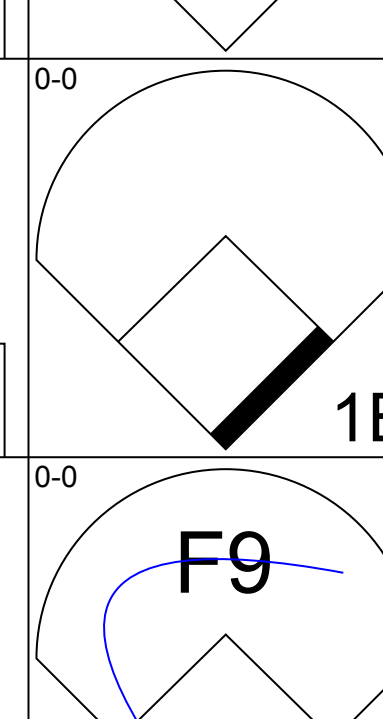
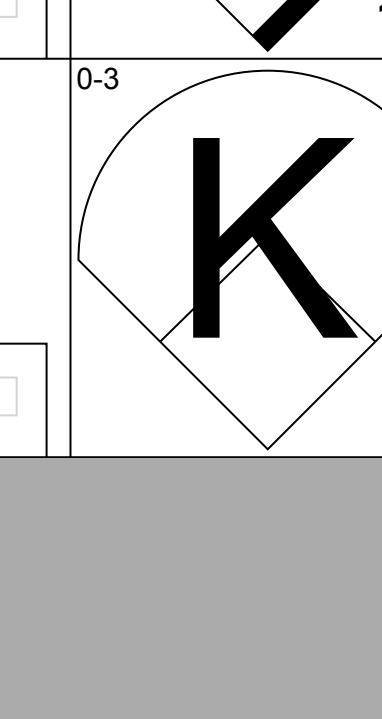
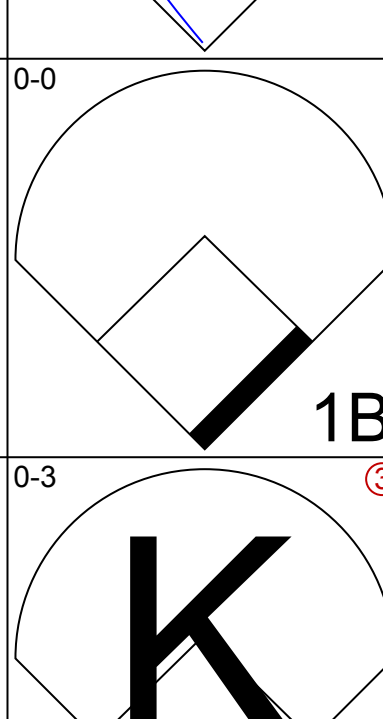
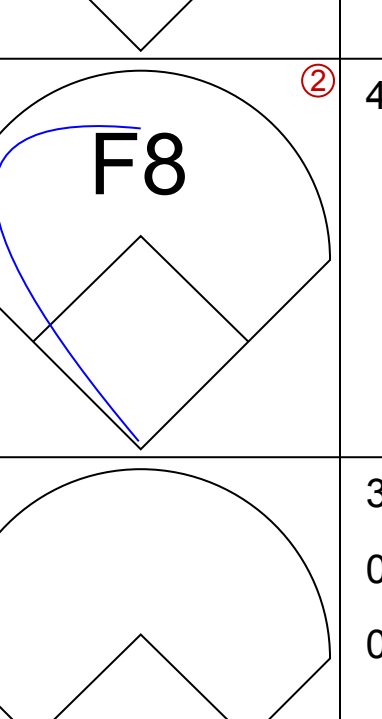
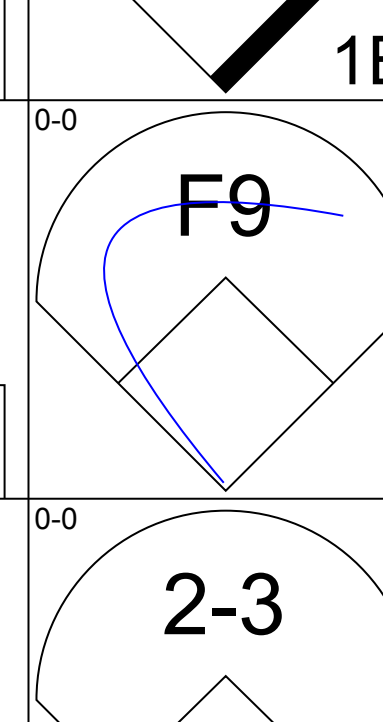
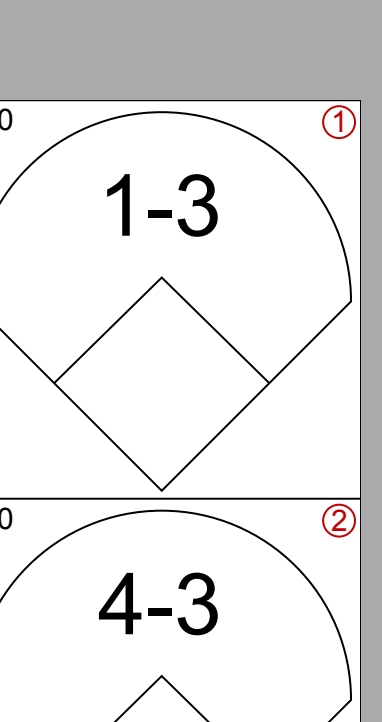
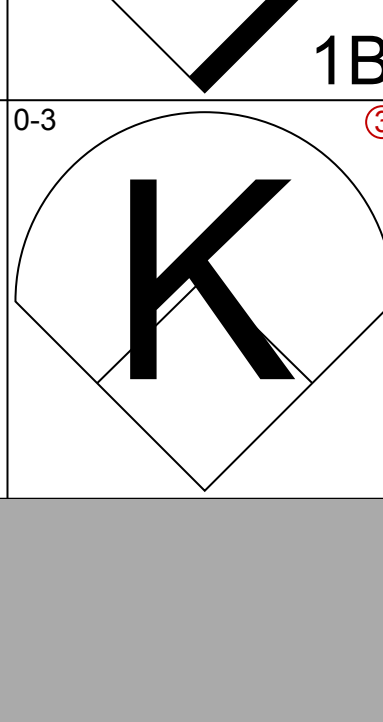
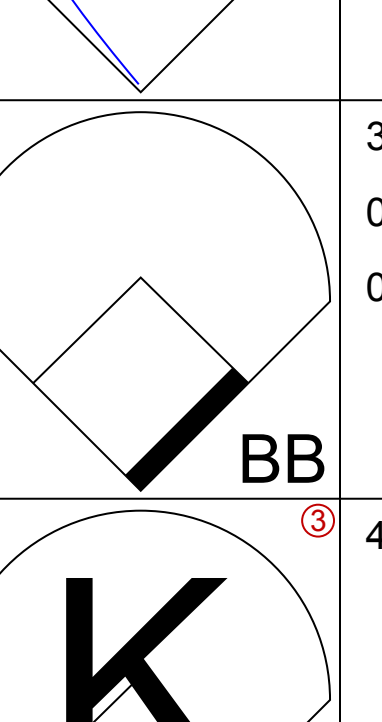
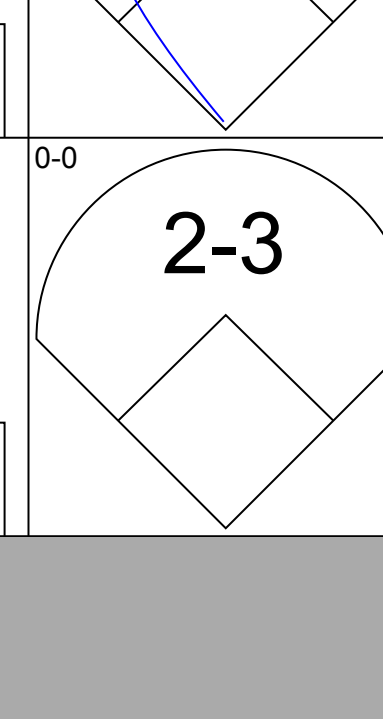
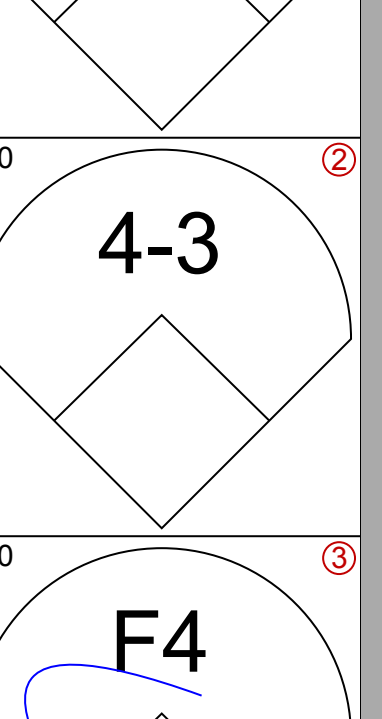
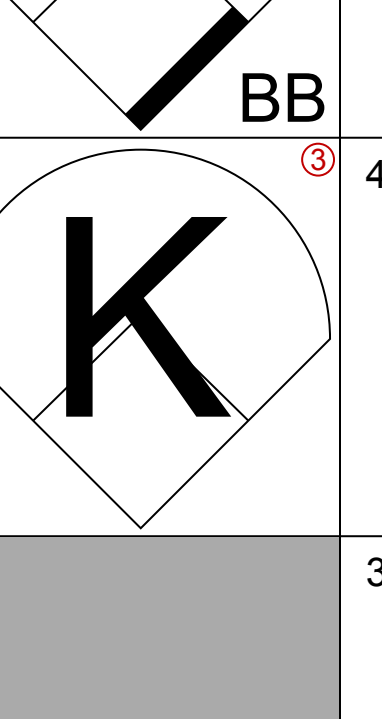
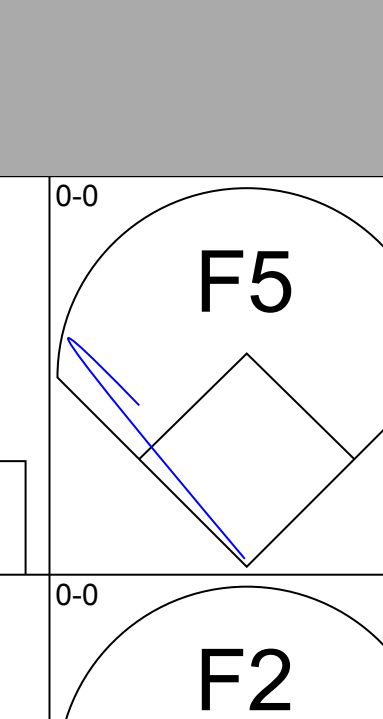
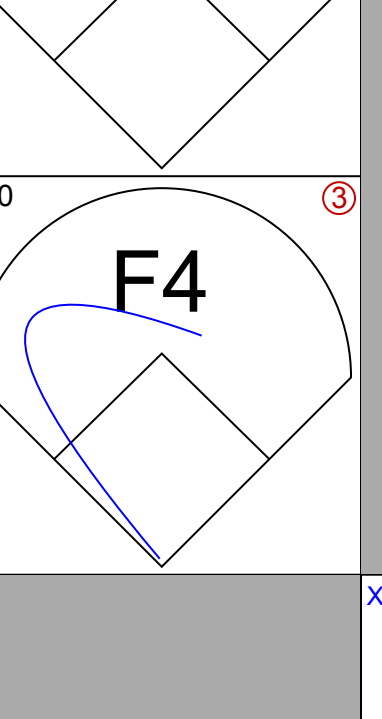
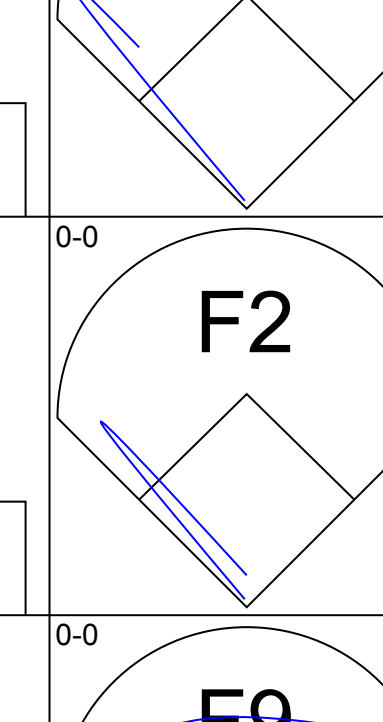
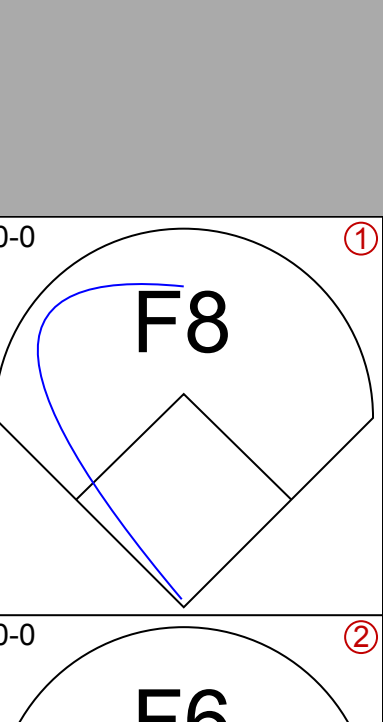
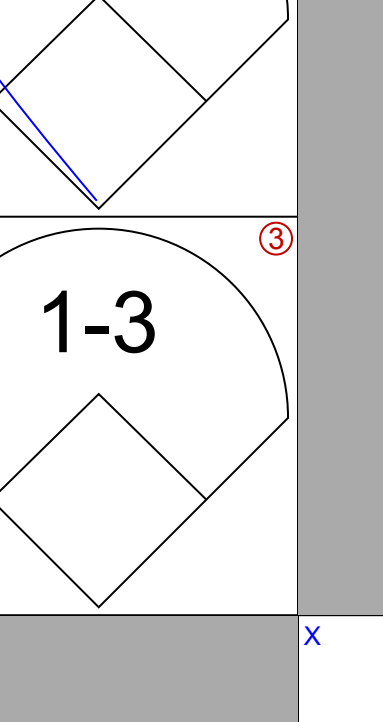
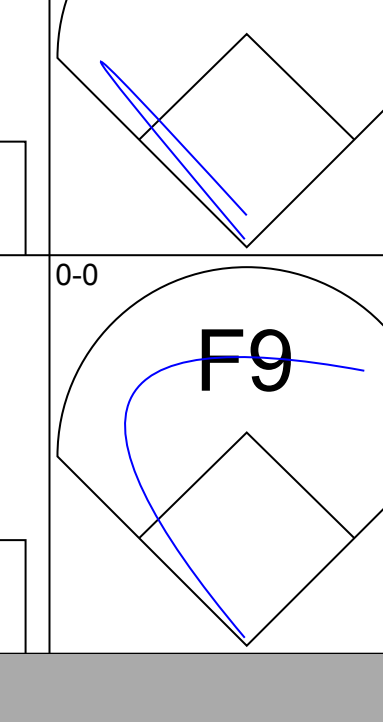
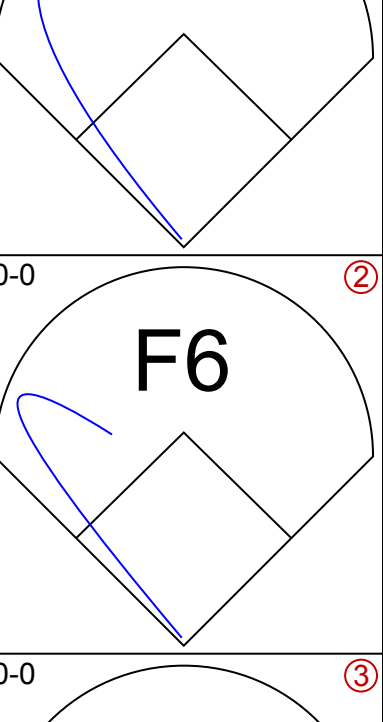
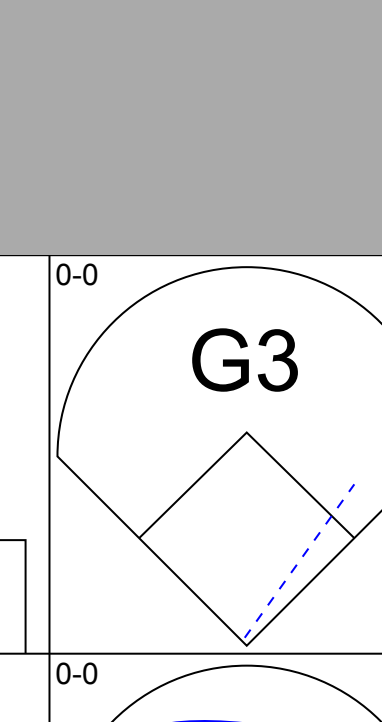
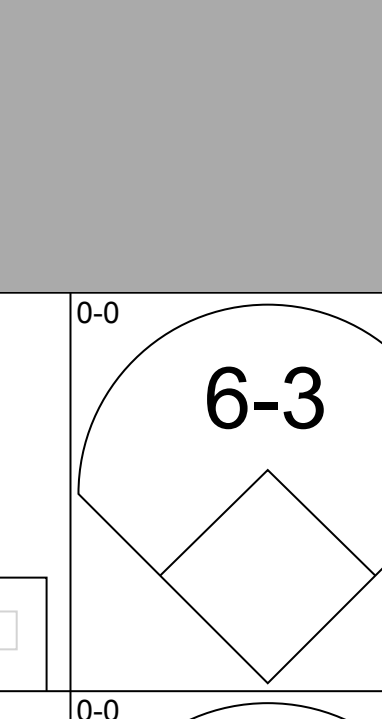
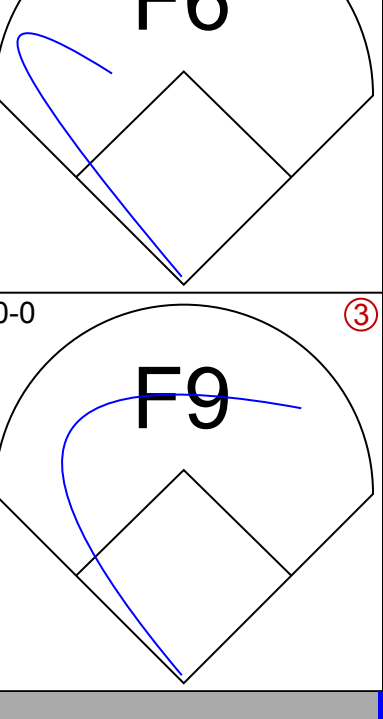
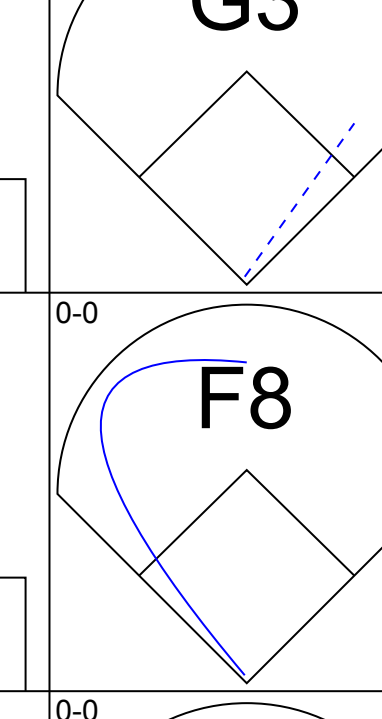
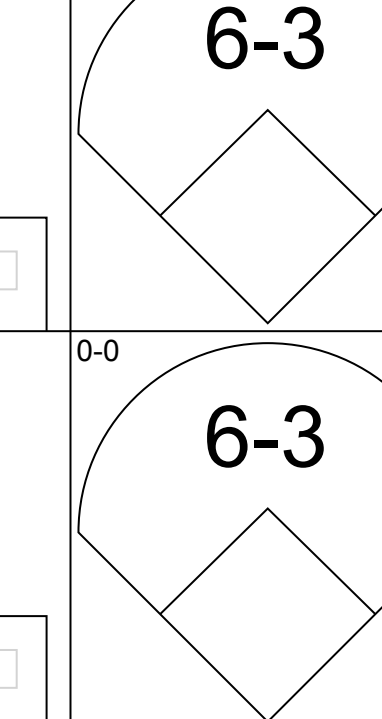
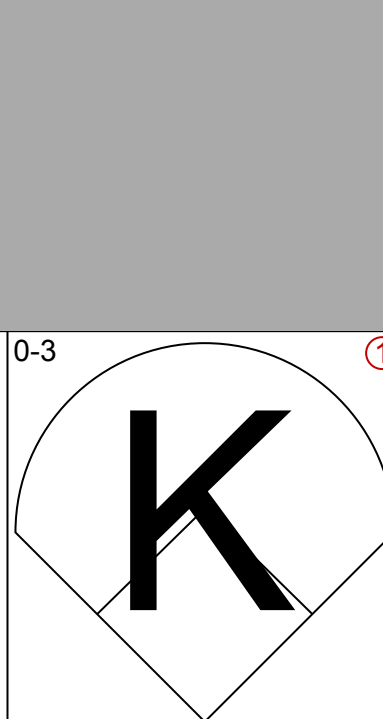
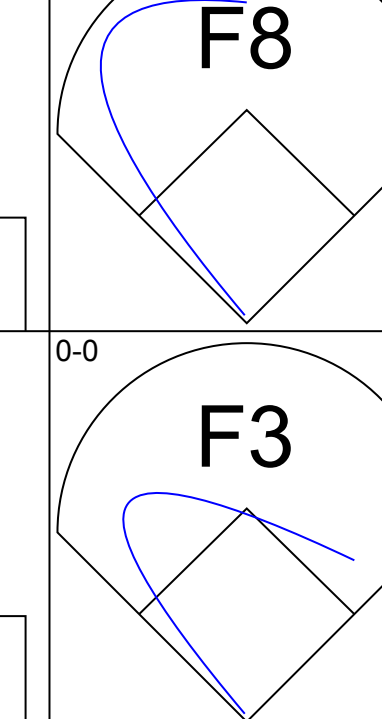
Batter	1	2	3	4	5	6	7	8	9	AB	R	H	RBI	BB	SO	LOB	BOTTOM			
Jim Davenport, R OBP: 0.320, SLG: 0.373 (1,6)										4	1	1	0	0	0	3				
Willie McCovey, L OBP: 0.400, SLG: 0.506 (1,3)										4	2	2	2	0	0	1				
Willie Mays, R OBP: 0.340, SLG: 0.530 (1,8)										4	0	0	0	0	0	1				
Jim Ray Hart, R OBP: 0.387, SLG: 0.570 (1,5)										4	1	1	0	0	1	0				
Cap Peterson, R OBP: 0.208, SLG: 0.227 (1,7)										4	0	1	1	0	1	0				
Don Landrum, L OBP: 0.256, SLG: 0.231 (9,7)										0	0	0	0	0	0	0				
Ollie Brown, R OBP: 0.277, SLG: 0.279 (1,9)										4	0	0	0	0	0	1				
Bob Barton, R OBP: 0.222, SLG: 0.182 (1,2)										2	0	0	0	1	0	1				
Hal Lanier, R OBP: 0.250, SLG: 0.263 (1,4)										3	0	1	0	0	0	1				
Bobby Bolin, R OBP: 0.300, SLG: 0.250 (1,1)										0	0	0	0	0	0	0				
Bob Priddy, R OBP: 0.400, SLG: 0.250 (1,1)										1	0	1	0	0	0	0				
Joe Gibbon, R OBP: 0.250, SLG: 0.250 (6,1)										0	0	0	0	0	0	0				
Frank Linzy, R OBP: 0.250, SLG: 0.500 (6,1)										1	0	0	0	0	0	1				
<b>Inning Stats</b>	R: 2 E: 0 K: 1 S: 7	H: 2 LOB: 0 BB: 0 P: 7	R: 0 E: 0 K: 0 S: 3	H: 0 LOB: 2 BB: 1 P: 8	R: 2 E: 0 K: 0 S: 6	H: 3 LOB: 1 BB: 0 P: 6	R: 0 E: 0 K: 0 S: 4	H: 1 LOB: 1 BB: 0 P: 4	R: 0 E: 0 K: 0 S: 5	H: 0 LOB: 0 BB: 0 P: 5	R: 0 E: 0 K: 0 S: 4	H: 1 LOB: 1 BB: 0 P: 4	R: 0 E: 0 K: 0 S: 3	H: 0 LOB: 0 BB: 0 P: 3	R: 0 E: 0 K: 0 S: 3	H: 0 LOB: 0 BB: 0 P: 3	1B: 6 2B: 0 3B: 0 HR: 1	SF: 0 SAC: 0 DP: 0 HBP: 1	WP: 1 PB: 1 SB: 0 CS: 0	PA: 33
<b>PITCHER</b>	IP WLS BF H R ER SO BB IBB HBP BLK WP HR S P ERA WHIP																			
Rob Gardner, L ERA: 2.35 (1,1)	8.0	L	33	7	4	3	2	1	0	1	0	1	1	35	40	3.38	1.000			

**New York Mets @ San Francisco Giants**  
Candlestick Park, San Francisco, CA  
Sat May 21 1966, 6:33 AM EDT  
Att: 17,801 - Unknown

AB 31  
R 4  
H 7  
RBI 3  
BB 1  
SO 2  
LOB 9

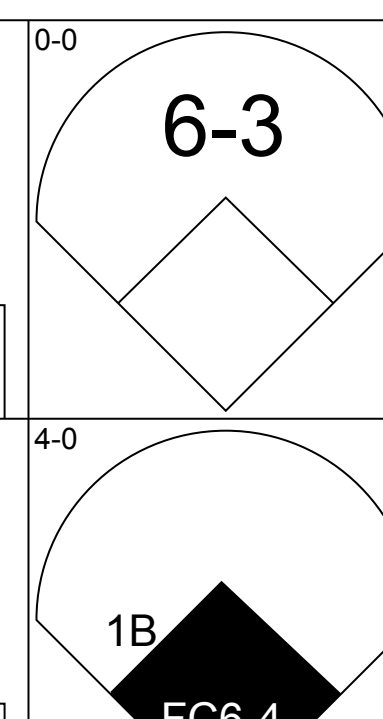
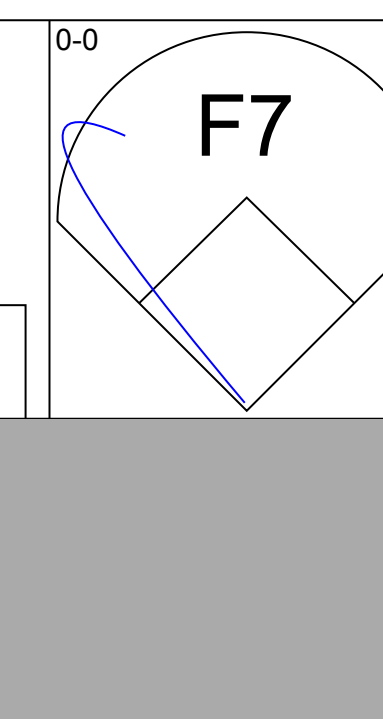
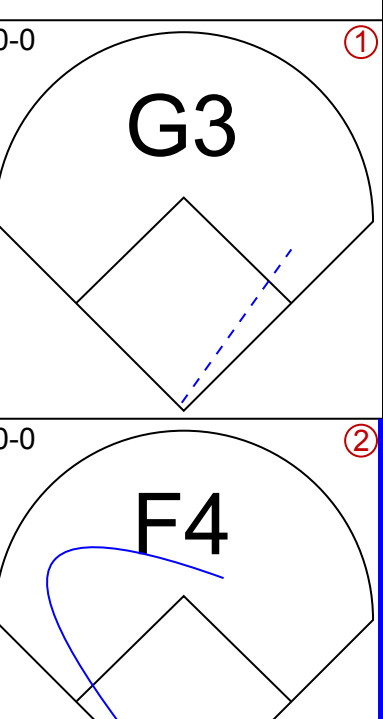
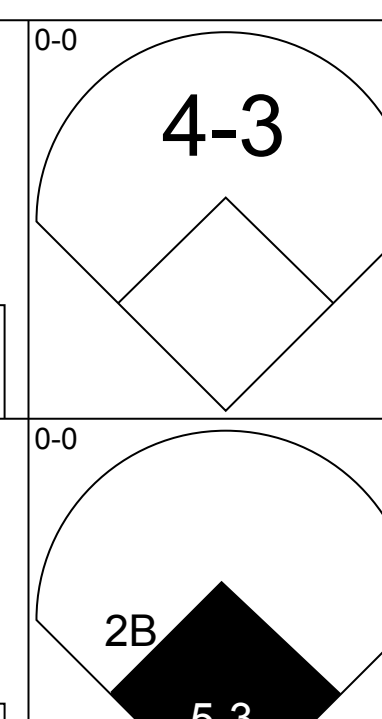
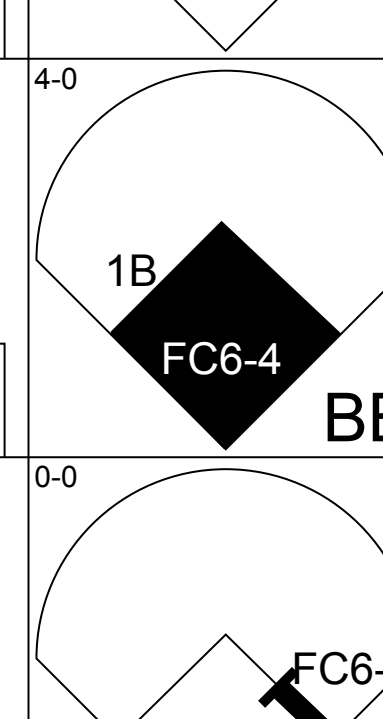
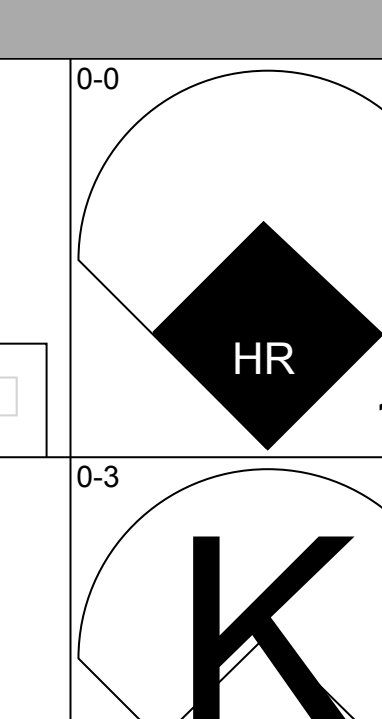
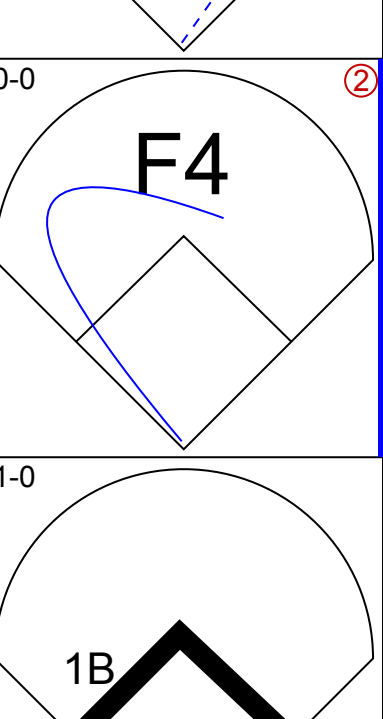
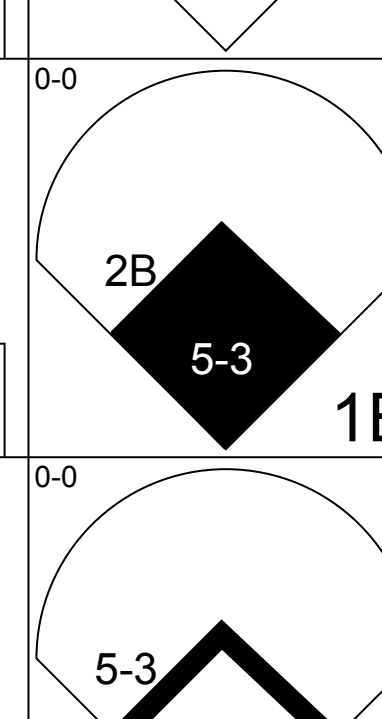
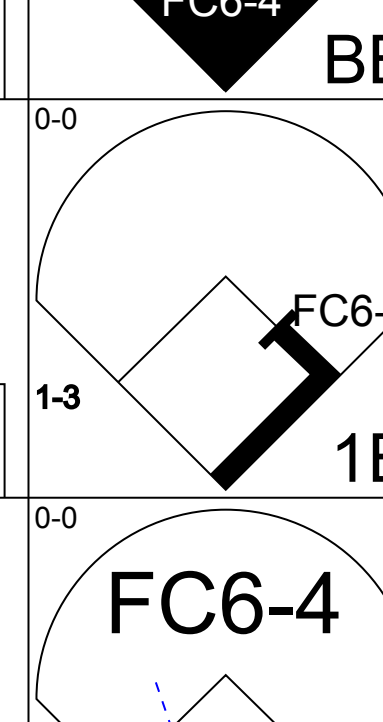
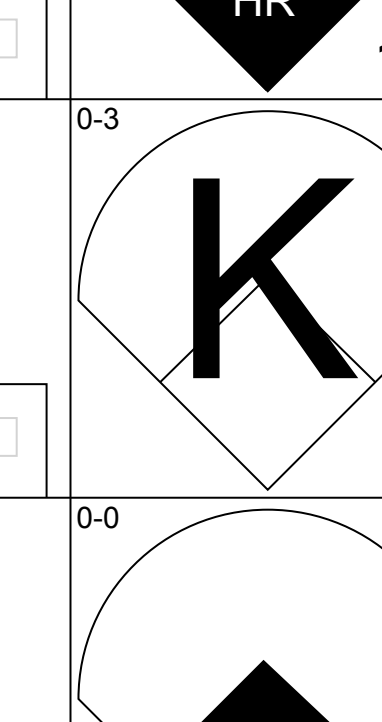
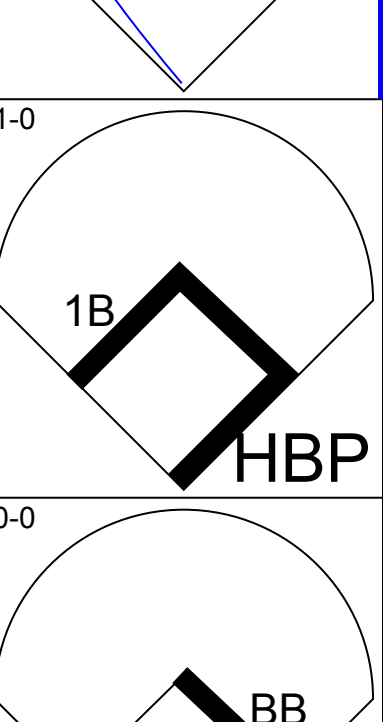
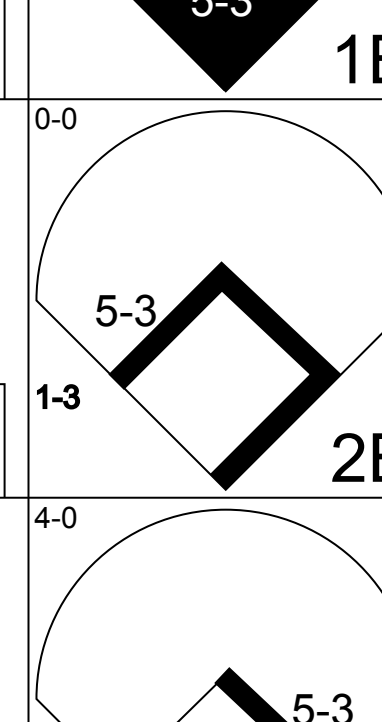
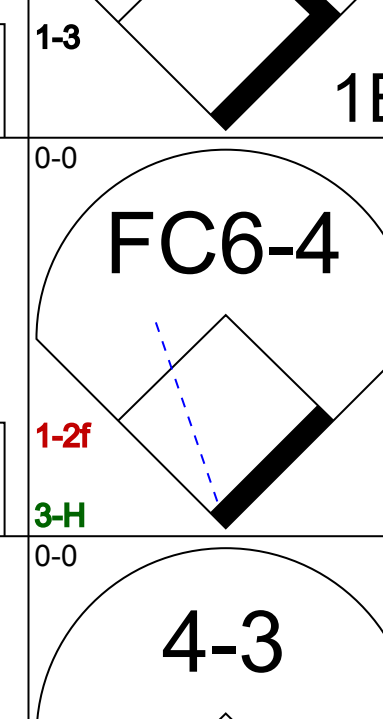
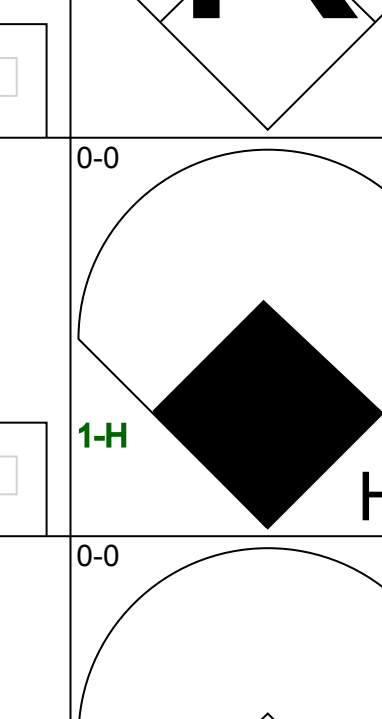
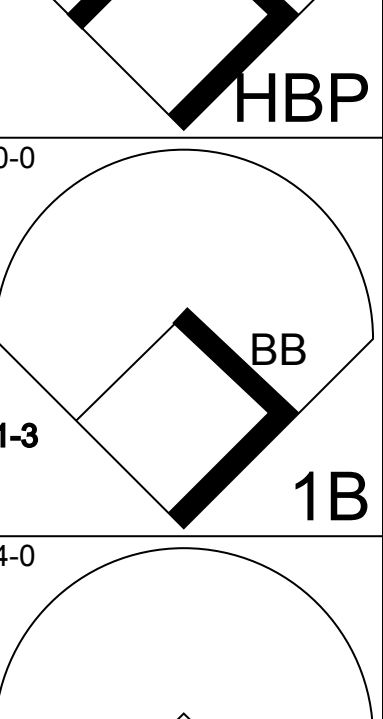
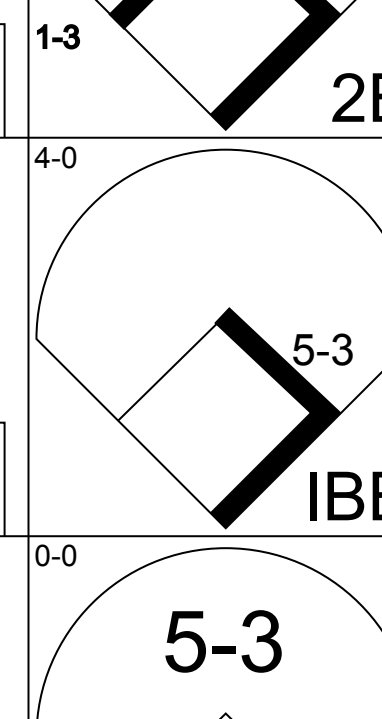
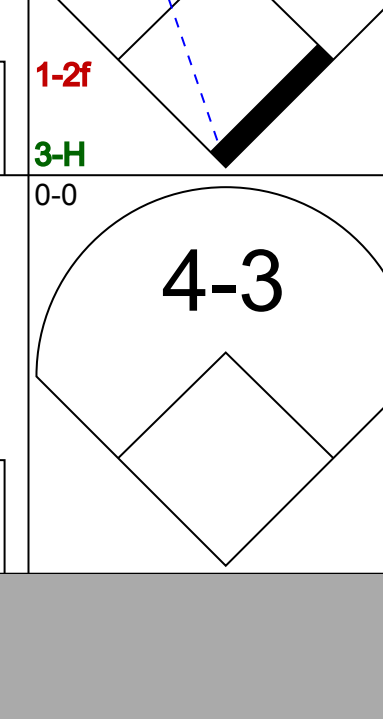
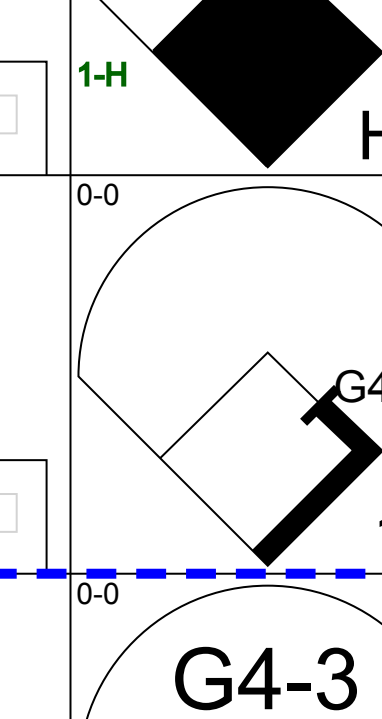
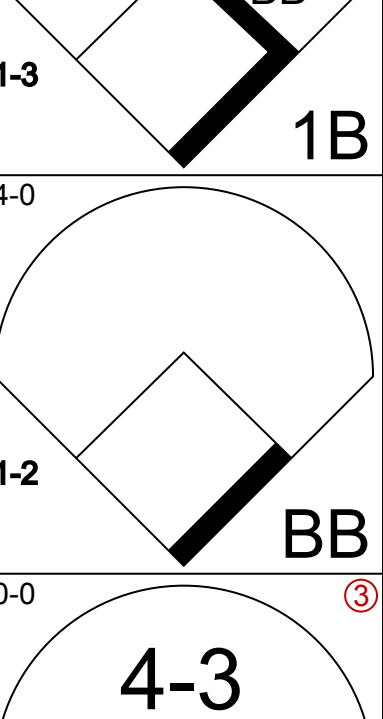
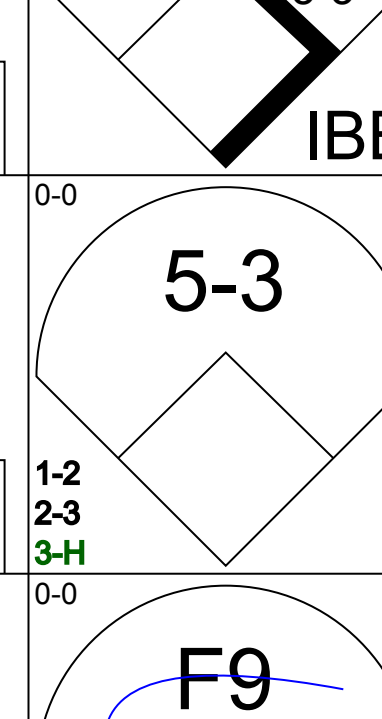
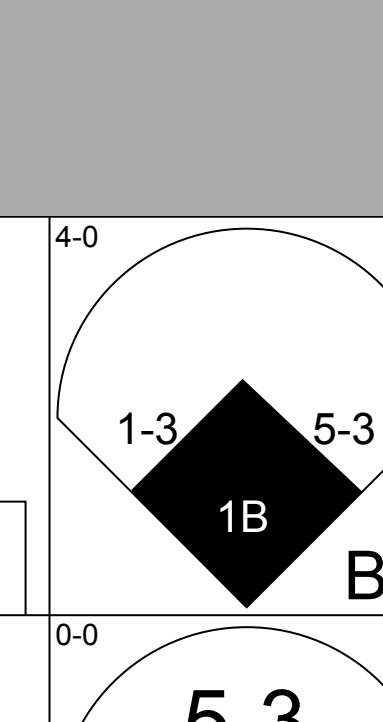
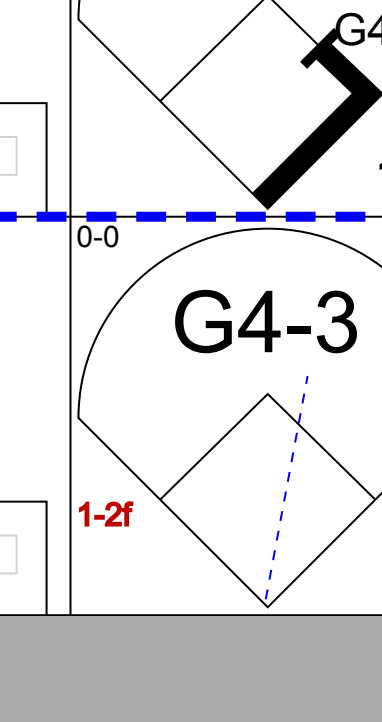
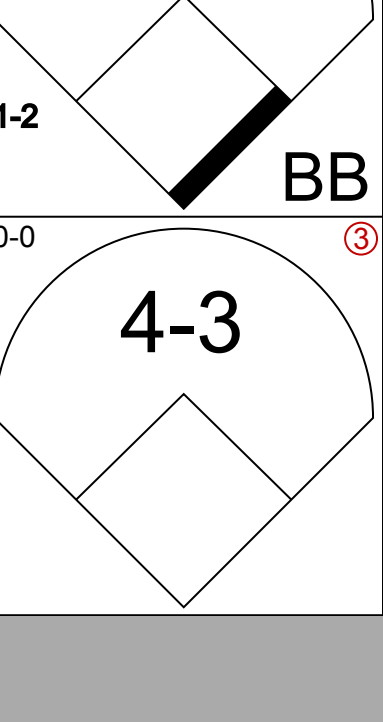
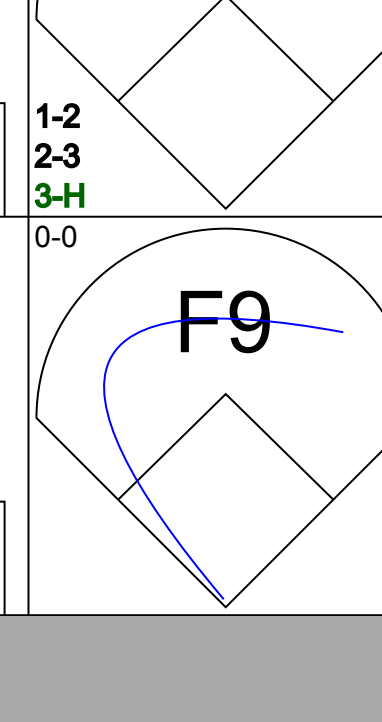
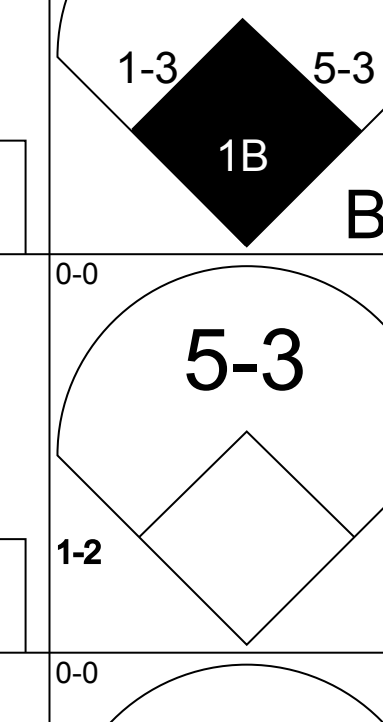
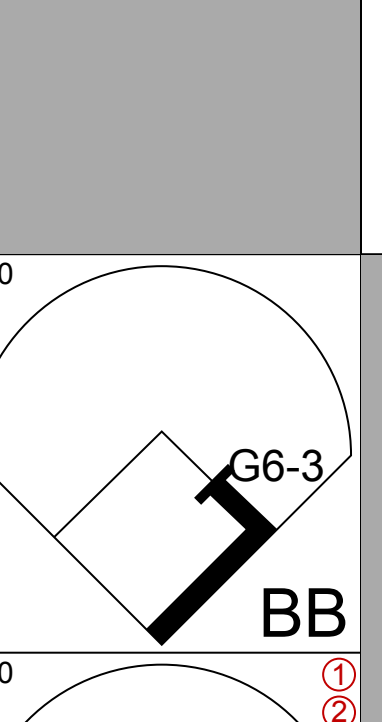
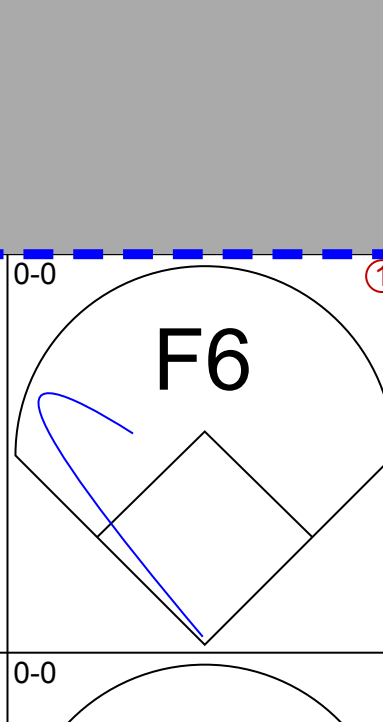
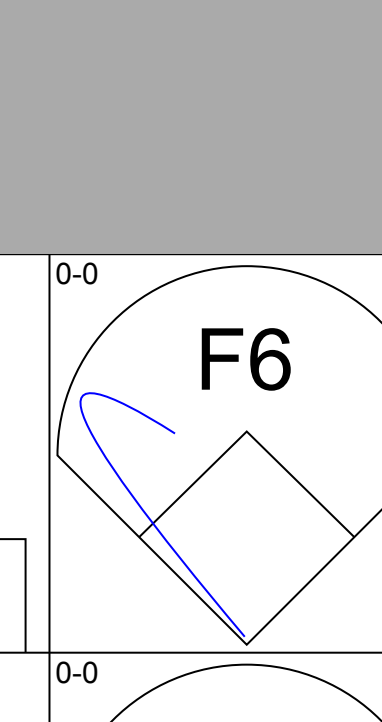
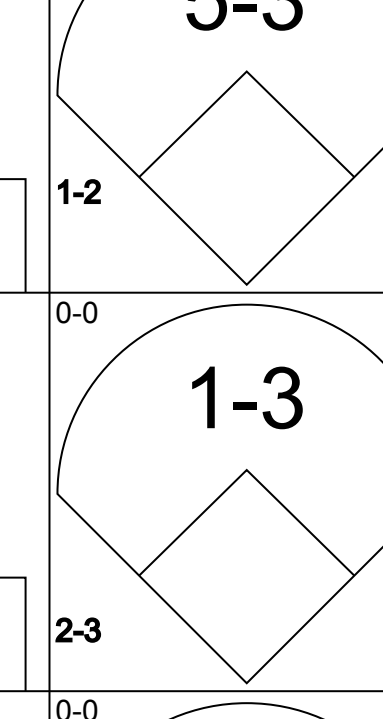
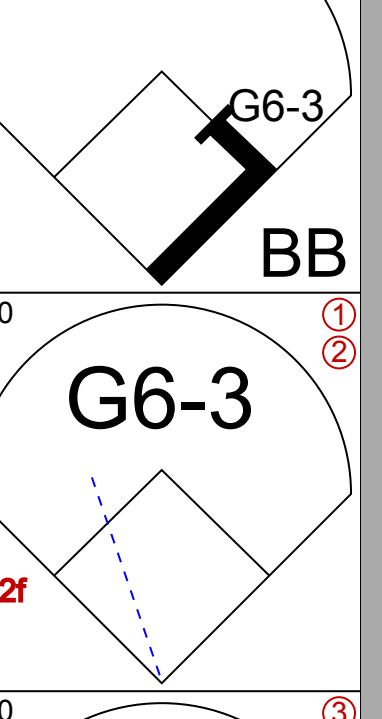
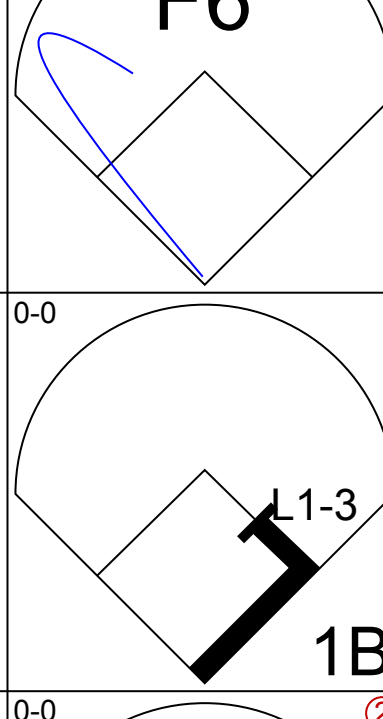
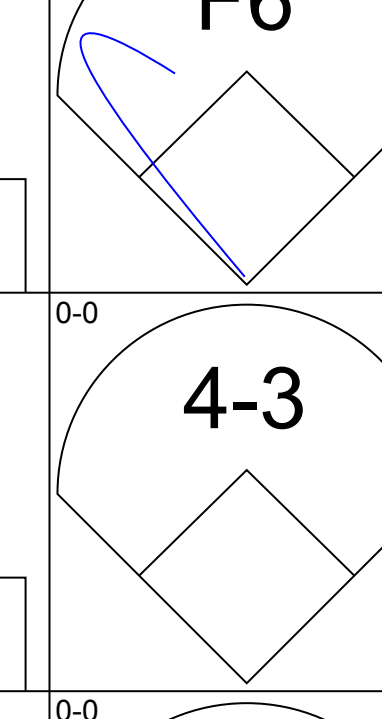
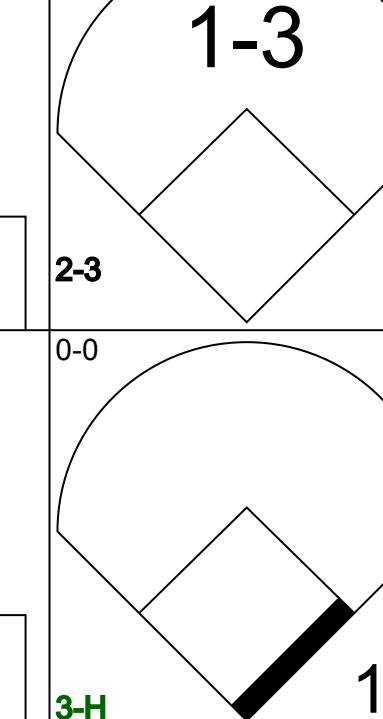
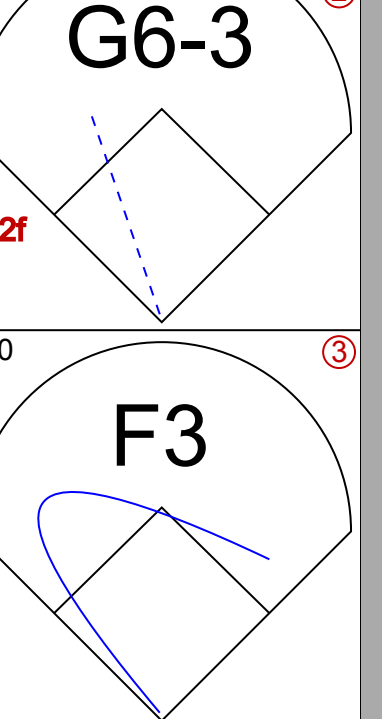
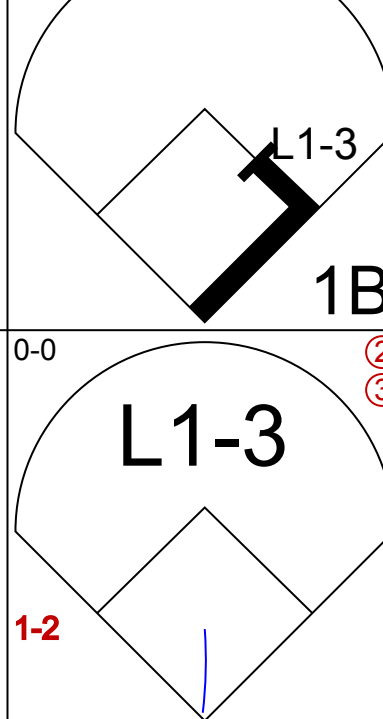
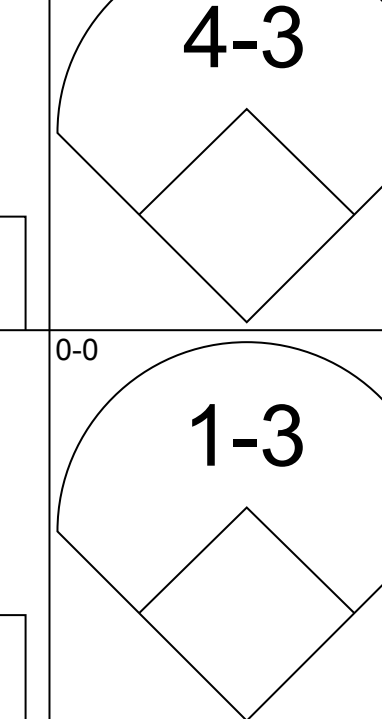




Batter	1	2	3	4	5	6	7	8	9	AB	R	H	RBI	BB	SO	LOB	TOP			
Ron Hunt, R OBP: 0.412, SLG: 0.451 (1, 4)										4	0	1	0	0	1	0	<b>New York Mets @ San Francisco Giants</b> Candlestick Park, San Francisco, CA Sun May 22 1966, 6:33 AM EDT Unknown			
Cleon Jones, R OBP: 0.344, SLG: 0.435 (1, 8)										4	0	2	0	0	1	1				
John Stephenson, L OBP: 0.400, SLG: 0.483 Gerry Arrigo, L (6, 1)										3	0	0	0	0	1	2				
Ron Swoboda, R OBP: 0.250, SLG: 0.263 (9, FH)										0	0	0	0	0	0	0				
Dick Stuart, R OBP: 0.250, SLG: 0.270 (1, 3)										4	0	0	0	0	1	2				
Johnny Lewis, L OBP: 0.311, SLG: 0.328 (1, 9)										3	0	0	0	0	0	0				
Ed Kranepool, L OBP: 0.294, SLG: 0.356 (1, 7)										3	0	0	0	0	0	0				
Chuck Hillier, L OBP: 0.360, SLG: 0.333 (1, 5)										3	0	0	0	0	0	0				
Roy McMillan, R OBP: 0.207, SLG: 0.173 (1, 6)										3	0	0	0	0	0	0				
Larry Bearmarth, R (1, 1)										1	0	0	0	0	0	0				
Bill Hepler, L (3, 1)										0	0	0	0	0	0	0				
Billy Murphy, R OBP: 0.333, SLG: 0.389 (6, FH)										1	0	0	0	0	1	0				
Hawk Taylor, R (6, 2)										1	0	0	0	0	0	0				
<b>Inning Stats</b>	R: 0 E: 0 K: 1 S: 6	H: 1 LOB: 1 BB: 0 P: 6	R: 0 E: 0 K: 0 S: 3	H: 0 LOB: 0 BB: 0 P: 3	R: 0 E: 0 K: 1 S: 6	H: 1 LOB: 1 BB: 0 P: 6	R: 0 E: 0 K: 0 S: 3	H: 0 LOB: 0 BB: 0 P: 3	R: 0 E: 0 K: 2 S: 8	H: 1 LOB: 1 BB: 0 P: 8	R: 0 E: 0 K: 0 S: 3	H: 0 LOB: 0 BB: 0 P: 3	R: 0 E: 0 K: 0 S: 3	H: 0 LOB: 0 BB: 0 P: 3	R: 0 E: 0 K: 1 S: 5	H: 0 LOB: 1 BB: 1 P: 9	1B: 3 2B: 0 3B: 0 HR: 0	SF: 0 SAC: 0 DP: 0 HBP: 0	WP: 0 PB: 0 SB: 0 CS: 0	PA: 31
<b>PITCHER</b> Juan Marichal, R ERA: 0.69 (1, 1)	IP: 9.0 WLS: W BF: 31 H: 3 R: 0 ER: 0 SO: 5 BB: 1 IBB: 0 HBP: 0 BLK: 0 WP: 0 HR: 0 S: 40 P: 44 ERA: 0.00 WHIP: 0.444															<b>PITCHER</b> IP: WLS: BF: H: R: ER: SO: BB: IBB: HBP: BLK: WP: HR: S: P: ERA: WHIP				

AB	30
R	0
H	3
RBI	0
BB	1
SO	5
LOB	5



Batter	1	2	3	4	5	6	7	8	9	AB	R	H	RBI	BB	SO	LOB	BOTTOM			
Don Landrum, L OBP: 0.234, SLG: 0.209 (1, 8)										4	0	0	0	0	0	1	<b>New York Mets @ San Francisco Giants</b> Candlestick Park, San Francisco, CA Sun May 22 1966, 6:33 AM EDT Unknown			
Jim Davenport, R OBP: 0.333, SLG: 0.377 Tito Fuentes, S OBP: 0.316, SLG: 0.366 (1, 6)										2	2	1	0	1	0	0				
Willie McCovey, L OBP: 0.413, SLG: 0.522 (1, 3)										3	0	2	0	0	1	1				
Jim Ray Hart, R OBP: 0.396, SLG: 0.594 (1, 5)										3	1	2	3	1	0	1				
Cap Peterson, R OBP: 0.250, SLG: 0.240 (1, 7)										3	0	1	1	1	0	3				
Tom Haller, L OBP: 0.336, SLG: 0.439 (1, 2)										3	1	0	0	1	0	6				
Ollie Brown, R OBP: 0.276, SLG: 0.270 (1, 9)										3	0	0	0	1	0	1				
Hal Lanier, R OBP: 0.250, SLG: 0.262 (1, 4)										4	0	1	0	0	0	2				
Juan Marichal, R OBP: 0.344, SLG: 0.375 (1, 1)										4	0	1	1	0	0	1				
<b>Inning Stats</b>	R: 1 E: 0 K: 0 S: 4	H: 1 LOB: 1 BB: 1 P: 8	R: 2 E: 0 K: 1 S: 7	H: 3 LOB: 0 BB: 0 P: 7	R: 0 E: 0 K: 0 S: 2	H: 0 LOB: 0 BB: 1 P: 6	R: 0 E: 0 K: 0 S: 4	H: 1 LOB: 3 BB: 1 P: 9	R: 0 E: 0 K: 0 S: 3	H: 1 LOB: 0 BB: 0 P: 3	R: 1 E: 0 K: 0 S: 5	H: 2 LOB: 2 BB: 1 P: 9	R: 0 E: 0 K: 0 S: 3	H: 0 LOB: 0 BB: 0 P: 3	R: 0 E: 0 K: 0 S: 3	H: 0 LOB: 0 BB: 0 P: 3		1B: 7 2B: 2 3B: 0 HR: 1	SF: 0 SAC: 0 DP: 3 HBP: 1	WP: 0 PB: 0 SB: 0 CS: 0
<b>PITCHER</b> Larry Bearmarth, R ERA: 6.0 (1, 1)	IP: 2.1 WLS: L BF: 14 H: 5 R: 4 ER: 4 SO: 1 BB: 2 IBB: 0 HBP: 0 BLK: 0 WP: 0 HR: 1 S: 14 P: 22 ERA: 15.43 WHIP: 3.000															<b>PITCHER</b> IP: WLS: BF: H: R: ER: SO: BB: IBB: HBP: BLK: WP: HR: S: P: ERA: WHIP				
Bill Hepler, L ERA: (3, 1)	2.2 10 1 0 0 0 2 0 0 0 0 0 7 16 0.00 1.125																			
Gerry Arrigo, L ERA: 4.35 (6, 1)	3.0 12 3 1 1 0 0 1 0 0 0 0 11 15 3.00 1.000																			

AB	30
R	5
H	9
RBI	5
BB	5
SO	1
LOB	16





Batter	1	2	3	4	5	6	7	8	9	AB	R	H	RBI	BB	SO	LOB	TOP			
Ron Hunt, R OBP: 0.424, SLG: 0.447 Chuck Hiller, L OBP: 0.385, SLG: 0.360										1	2	0	0	2	0	0				
Eddie Bressoud, R OBP: 0.299, SLG: 0.365										4	2	1	2	1	0	4				
Cleon Jones, R OBP: 0.337, SLG: 0.427										4	0	1	1	0	1	5				
Dick Stuart, R OBP: 0.267, SLG: 0.286 Ed Kraneppol, L OBP: 0.294, SLG: 0.356										5	1	2	1	0	1	1				
Ron Swoboda, R OBP: 0.290, SLG: 0.367										3	1	2	1	1	0	0				
Billy Murphy, R OBP: 0.265, SLG: 0.318										4	0	0	1	0	1	3				
Jerry Grote, R OBP: 0.387, SLG: 0.280										3	0	0	0	1	2	0				
Roy McMillan, R OBP: 0.209, SLG: 0.176										4	1	1	0	0	1	2				
Jack Hamilton, R OBP: 0.158, SLG: 0.111										3	0	0	0	0	2	0				
<b>Inning Stats</b>	R: 3 E: 0 K: 1 S: 7	H: 1 LOB: 2 BB: 2 P: 16	R: 0 E: 0 K: 1 S: 5	H: 1 LOB: 2 BB: 1 P: 9	R: 1 E: 0 K: 0 S: 4	H: 1 LOB: 0 BB: 0 P: 4	R: 3 E: 0 K: 0 S: 6	H: 3 LOB: 2 BB: 1 P: 11	R: 0 E: 0 K: 1 S: 9	H: 0 LOB: 0 BB: 0 P: 9	R: 0 E: 0 K: 1 S: 7	H: 0 LOB: 0 BB: 0 P: 7	R: 0 E: 1 K: 0 S: 5	H: 1 LOB: 2 BB: 0 P: 5	R: 0 E: 0 K: 0 S: 3	H: 1 LOB: 0 BB: 0 P: 3	1B: 5 2B: 0 3B: 2 HR: 1	SF: 2 SAC: 1 DP: 1 HBP: 2	WP: 1 PB: 0 SB: 0 CS: 0	PA: 42
<b>PITCHER</b>	IP WLS BF H R ER SO BB IBB HBP BLK WP HR S P ERA WHIP																			
Ray Sadecki, L ERA: 3.21	(1, 1) 0.2 L 7 1 3 3 1 2 0 1 0 0 1 0 6 15 40.50 4.500																			
Bobby Bolin, R ERA: 3.19	(1, 1) 3.0 16 5 4 4 1 1 1 1 0 0 1 15 24 12.00 2.000																			
Ron Herbel, R ERA: 4.8	(4, 1) 2.1 8 0 0 0 4 1 0 0 0 0 0 0 15 19 0.00 0.429																			
Bob Shaw, R ERA: 6.56	(7, 1) 2.0 8 1 0 0 2 0 0 0 0 0 0 0 12 12 0.00 0.500																			
Bill Henry, L ERA: 2.08	(9, 1) 1.0 3 1 0 0 0 0 0 0 0 0 0 0 3 3 0.00 1.000																			
<b>Batter</b>	<b>1</b>	<b>2</b>	<b>3</b>	<b>4</b>	<b>5</b>	<b>6</b>	<b>7</b>	<b>8</b>	<b>9</b>	<b>AB</b>	<b>R</b>	<b>H</b>	<b>RBI</b>	<b>BB</b>	<b>SO</b>	<b>LOB</b>	<b>BOTTOM</b>			
Tito Fuentes, S OBP: 0.323, SLG: 0.392										4	1	2	0	0	0	1				
Don Landrum, L OBP: 0.216, SLG: 0.191										4	0	0	0	0	2	3				
Jim Ray Hart, R OBP: 0.399, SLG: 0.613										4	1	2	2	0	0	1				
Cap Peterson, R OBP: 0.250, SLG: 0.241										4	0	1	0	0	1	1				
Tom Haller, L OBP: 0.325, SLG: 0.423										4	0	0	0	0	1	1				
Ollie Brown, R OBP: 0.267, SLG: 0.261										3	0	0	0	0	1	0				
Bob Barton, R OBP: 0.205, SLG: 0.167										3	0	0	0	0	0	0				
Hal Lanier, R OBP: 0.246, SLG: 0.258 Bob Shaw, R	(1, 6) (7, 1)									2	0	0	0	0	0	0				
Len Gabrielson, L OBP: 0.288, SLG: 0.302 Bill Henry, L	(8, PH) (9, 1)									1	0	0	0	0	0	0				
Ray Sadecki, L OBP: 0.333, SLG: 0.667 Bobby Bolin, R OBP: 0.286, SLG: 0.235 Ron Herbel, R	(1, 1) (1, 1) (4, 1)									0	0	0	0	0	0	0				
Don Mason, L OBP: 0.125, SLG: 0.125	(6, PH) (7, 4)									2	0	1	0	0	0	0				
<b>Inning Stats</b>	R: 0 E: 0 K: 1 S: 6	H: 1 LOB: 0 BB: 0 P: 6	R: 0 E: 0 K: 0 S: 3	H: 0 LOB: 0 BB: 0 P: 3	R: 0 E: 0 K: 0 S: 3	H: 0 LOB: 0 BB: 0 P: 3	R: 0 E: 0 K: 1 S: 5	H: 0 LOB: 0 BB: 0 P: 5	R: 0 E: 0 K: 1 S: 6	H: 1 LOB: 1 BB: 0 P: 6	R: 1 E: 0 K: 0 S: 4	H: 1 LOB: 0 BB: 0 P: 4	R: 0 E: 0 K: 0 S: 3	H: 0 LOB: 0 BB: 0 P: 3	R: 1 E: 0 K: 1 S: 7	H: 3 LOB: 1 BB: 0 P: 7	1B: 3 2B: 2 3B: 0 HR: 1	SF: 0 SAC: 0 DP: 0 HBP: 0	WP: 0 PB: 0 SB: 0 CS: 0	PA: 32
<b>PITCHER</b>	IP WLS BF H R ER SO BB IBB HBP BLK WP HR S P ERA WHIP																			
Jack Hamilton, R ERA: 2.91	(1, 1) 9.0 W 32 6 2 2 5 0 0 0 0 0 1 42 42 2.00 0.667																			

New York Mets @ San Francisco Giants  
Candlestick Park, San Francisco, CA  
Sun May 22 1966, 6:38 AM EDT  
Att: 40,496 - Unknown

AB	32
R	7
H	8
RBI	6
BB	5
SO	8
LOB	15



New York Mets @ San Francisco Giants  
Candlestick Park, San Francisco, CA  
Sun May 22 1966, 6:38 AM EDT  
Att: 40,496 - Unknown

AB	32
R	2
H	6
RBI	2
BB	0
SO	5
LOB	7





Batter	1	2	3	4	5	6	7	8	9	AB	R	H	RBI	BB	SO	LOB	TOP								
Matty Alou, L OBP: 0.382, SLG: 0.556 (1, 8)	G3		6-3		2B			1-3		4	0	1	1	0	0	1	<b>Pittsburgh Pirates @ San Francisco Giants</b> Candlestick Park, San Francisco, CA Tue May 24 1966, 10:05 PM EDT Att: 14,158 - Unknown								
Gene Alley, R OBP: 0.306, SLG: 0.356 (1, 6)	1-3		CS		F3			G6-4-3		4	0	3	1	0	0	1									
Roberto Clemente, R OBP: 0.333, SLG: 0.423 (1, 9)	1-3		CS		F8			G6-4-3		4	0	0	0	0	1	2									
Willie Stargell, L OBP: 0.355, SLG: 0.400 (1, 7)	F8				1B					4	0	1	0	0	0	1									
Donn Clendenon, R OBP: 0.322, SLG: 0.359 (1, 3)					K					4	0	0	0	0	3	1									
Jim Pagliaroni, R OBP: 0.312, SLG: 0.406 (1, 2)					F3					3	0	0	0	1	1	2									
Bill Mazerowski, R OBP: 0.267, SLG: 0.317 (1, 4)										4	1	2	0	0	0	2									
Bob Bailey, R OBP: 0.319, SLG: 0.377 (1, 5)										3	1	1	0	0	2	2									
Vern Law, R OBP: 0.333, SLG: 0.333 (1, 1)										3	0	0	0	0	1	3									
<b>Inning Stats</b>	R: 0 E: 0 K: 0 S: 4	H: 1 LOB: 1 BB: 0 P: 4	R: 0 E: 0 K: 1 S: 4	H: 0 LOB: 0 BB: 1 P: 8	R: 1 E: 0 K: 1 S: 6	H: 2 LOB: 0 BB: 0 P: 6	R: 0 E: 0 K: 1 S: 6	H: 1 LOB: 1 BB: 0 P: 6	R: 1 E: 0 K: 1 S: 7	H: 2 LOB: 1 BB: 0 P: 7	R: 0 E: 0 K: 1 S: 5	H: 0 LOB: 0 BB: 0 P: 5	R: 0 E: 0 K: 2 S: 8	H: 1 LOB: 1 BB: 0 P: 8	R: 0 E: 0 K: 0 S: 3	H: 1 LOB: 0 BB: 0 P: 3	R: 0 E: 0 K: 1 S: 6	H: 0 LOB: 1 BB: 0 P: 6	1B: 6 2B: 2 3B: 0 HR: 0	SF: 0 SAC: 0 DP: 1 HBP: 0	WP: 0 PB: 1 SB: 1 CS: 2	PA: 35			
<b>PITCHER</b>	IP	WLS	BF	H	R	ER	SO	BB	IBB	HBP	BLK	WP	HR	S	P	ERA	WHIP								
Gaylord Perry, R ERA: 3.18 (1, 1)	7.0	W	27	7	2	2	7	1	0	0	0	0	0	40	44	2.57	1.143								
Frank Linzy, R ERA: 1.6 (8, 1)	2.0	S	7	1	0	0	1	0	0	0	0	0	0	9	9	0.00	0.500								

Batter	1	2	3	4	5	6	7	8	9	AB	R	H	RBI	BB	SO	LOB	BOTTOM								
Tito Fuentes, S OBP: 0.317, SLG: 0.384 (1, 4)	K		SH		3-1			SH1-4		2	0	0	0	0	1	0	<b>Pittsburgh Pirates @ San Francisco Giants</b> Candlestick Park, San Francisco, CA Tue May 24 1966, 10:05 PM EDT Att: 14,158 - Unknown								
Tom Haller, L OBP: 0.323, SLG: 0.417 (1, 2)	F8		FC4-6		E7			E9		4	1	1	1	0	0	2									
Willie Mays, R OBP: 0.338, SLG: 0.526 (1, 8)			FC4-6		F3			SF8		3	1	1	2	0	0	2									
Willie McCovey, L OBP: 0.417, SLG: 0.548 (1, 3)	4-3		E3							3	1	1	1	1	0	2									
Jim Ray Hart, R OBP: 0.395, SLG: 0.603 (1, 5)										4	0	1	1	0	0	3									
Jim Davenport, R OBP: 0.333, SLG: 0.377 (8, 5)					FC5-4			1-3		0	0	0	0	0	0	0									
Jesus Alou, R OBP: 0.243, SLG: 0.294 (1, 7)										3	0	0	0	0	0	2									
Don Landrum, L OBP: 0.212, SLG: 0.188 (8, 7)										1	0	0	0	0	0	0									
Ollie Brown, R OBP: 0.267, SLG: 0.260 (1, 9)										4	0	1	0	0	1	0									
Hal Lanier, R OBP: 0.239, SLG: 0.250 (1, 6)										4	0	0	0	0	0	1									
Gaylord Perry, R OBP: 0.211, SLG: 0.211 (1, 1)										3	1	2	0	0	0	0									
Don Mason, L OBP: 0.125, SLG: 0.125 (7, PR)										0	1	0	0	0	0	0									
Frank Linzy, R OBP: 0.250, SLG: 0.500 (8, 1)										0	0	0	0	0	0	0									
<b>Inning Stats</b>	R: 0 E: 0 K: 1 S: 6	H: 1 LOB: 1 BB: 0 P: 6	R: 0 E: 0 K: 0 S: 4	H: 1 LOB: 1 BB: 0 P: 4	R: 2 E: 1 K: 0 S: 7	H: 2 LOB: 2 BB: 0 P: 7	R: 0 E: 0 K: 1 S: 5	H: 0 LOB: 0 BB: 0 P: 5	R: 0 E: 0 K: 0 S: 3	H: 0 LOB: 0 BB: 0 P: 3	R: 3 E: 1 K: 0 S: 6	H: 3 LOB: 1 BB: 0 P: 6	R: 0 E: 0 K: 0 S: 3	H: 0 LOB: 0 BB: 0 P: 3	R: 0 E: 0 K: 0 S: 3	H: 0 LOB: 0 BB: 0 P: 3	1B: 6 2B: 0 3B: 0 HR: 1	SF: 1 SAC: 2 DP: 0 HBP: 0	WP: 0 PB: 0 SB: 0 CS: 0	PA: 35					
<b>PITCHER</b>	IP	WLS	BF	H	R	ER	SO	BB	IBB	HBP	BLK	WP	HR	S	P	ERA	WHIP								
Vern Law, R ERA: 2.7 (1, 1)	8.0	L	35	7	5	4	2	1	0	0	0	0	1	38	42	4.50	1.000								





Batter	1	2	3	4	5	6	7	8	9	AB	R	H	RBI	BB	SO	LOB	TOP																			
Matty Alou, L OBP: 0.383, SLG: 0.574 (1, 8)	F3		HR						F4	5	1	2	2	0	1	2	<b>Pittsburgh Pirates @ San Francisco Giants</b> Candlestick Park, San Francisco, CA Wed May 25 1966, 6:33 AM EDT Att: 9,663 - Unknown																			
Gene Alley, R OBP: 0.314, SLG: 0.362 (1, 6)	1B		4-3						1B	4	0	2	0	0	0	0																				
Manny Mota, R OBP: 0.403, SLG: 0.574 (1, 9)	1B		HR						1B	4	1	3	1	0	0	1																				
Willie Stargell, L OBP: 0.360, SLG: 0.398 (1, 7)	L5		K						1B	3	0	1	0	1	1	1																				
Donn Clendenon, R OBP: 0.313, SLG: 0.348 (1, 3)		6-3							1B	4	0	0	0	0	0	4																				
Jim Pagliaroni, R OBP: 0.301, SLG: 0.390 (1, 2)	1B	5-3							1B	4	0	0	0	0	0	2																				
Bill Mazerowski, R OBP: 0.260, SLG: 0.308 (1, 4)	1B	F8							1B	4	0	0	0	0	0	2																				
Bob Bailey, R OBP: 0.325, SLG: 0.391 (1, 5)			HR						1B	4	1	2	0	0	1	1																				
Don Schwall, R Roy Face, R (1, 1) (8, 1)			SH3-4						E1	2	0	0	0	0	1	0	<b>P</b>																			
Inning Stats	R: 0 E: 0 K: 0 S: 4	H: 2 LOB: 1 BB: 0 P: 4	R: 0 E: 0 K: 0 S: 3	H: 0 LOB: 0 BB: 0 P: 3	R: 3 E: 0 K: 1 S: 8	H: 3 LOB: 0 BB: 0 P: 8	R: 0 E: 1 K: 1 S: 6	H: 0 LOB: 1 BB: 0 P: 6	R: 0 E: 0 K: 1 S: 5	H: 2 LOB: 2 BB: 0 P: 5	R: 0 E: 0 K: 1 S: 5	H: 1 LOB: 0 BB: 0 P: 5	R: 0 E: 0 K: 0 S: 3	H: 1 LOB: 1 BB: 0 P: 7	R: 0 E: 1 K: 0 S: 5	H: 1 LOB: 2 BB: 0 P: 5		1B: 7 2B: 1 3B: 0 HR: 2	SF: 0 SAC: 1 DP: 1 HBP: 0	WP: 1 PB: 0 SB: 0 CS: 1	PA: 38															
PITCHER	IP	WLS	BF	H	R	ER	SO	BB	IBB	HBP	BLK	WP	HR	S	P	ERA	WHIP	PITCHER		IP	WLS	BF	H	R	ER	SO	BB	IBB	HBP	BLK	WP	HR	S	P	ERA	WHIP
Bob Shaw, R ERA: 6.35 (1, 1)	5.0	L	20	5	3	3	3	0	0	0	0	1	2	26	26	5.40	1.000																			
Lindy McDaniel, R ERA: 3.39 (6, 1)	3.0		12	4	0	0	1	0	1	0	0	0	0	13	17	0.00	1.333																			
Bob Priddy, R ERA: 1.69 (9, 1)	1.0		5	1	0	0	0	0	0	0	0	0	0	5	5	0.00	1.000																			

Batter	1	2	3	4	5	6	7	8	9	AB	R	H	RBI	BB	SO	LOB	BOTTOM																			
Tito Fuentes, S OBP: 0.314, SLG: 0.373 (1, 4)	6-3		4-3							3	0	0	0	1	0	0	<b>Pittsburgh Pirates @ San Francisco Giants</b> Candlestick Park, San Francisco, CA Wed May 25 1966, 6:33 AM EDT Att: 9,663 - Unknown																			
Tom Haller, L OBP: 0.313, SLG: 0.403 (1, 2)	F7		4-3						1B	4	0	0	0	0	0	1																				
Willie Mays, R OBP: 0.311, SLG: 0.514 Don Landrum, L OBP: 0.208, SLG: 0.184 (1, 8) (7, 8)	6-3		F2						K	3	0	0	0	0	0	0																				
Willie McCovey, L OBP: 0.420, SLG: 0.608 (1, 3)		HR	4-3						HR	4	2	2	2	0	0	0																				
Jim Ray Hart, R OBP: 0.398, SLG: 0.597 (1, 5)	5-3		1B						K	3	0	1	0	0	1	0																				
Jesus Alou, R OBP: 0.235, SLG: 0.283 (1, 7)	6-3		4-3						F8	4	0	0	0	0	0	2																				
Ollie Brown, R OBP: 0.275, SLG: 0.263 (1, 9)	1B		6-3						K	3	0	1	0	1	1	0																				
Hal Lanier, R OBP: 0.235, SLG: 0.246 Len Gabrielson, L OBP: 0.294, SLG: 0.297 Jim Davenport, R OBP: 0.333, SLG: 0.377 (1, 6) (7, PH) (8, 6)	6-3		K						6-3	2	0	0	0	0	1	1																				
Bob Shaw, R Don Mason, L OBP: 0.111, SLG: 0.111 Lindy McDaniel, R OBP: 0.200, SLG: 0.200 Cap Peterson, R OBP: 0.242, SLG: 0.233 Bob Priddy, R OBP: 0.400, SLG: 0.250 (1, 1) (5, PH) (6, 1) (8, PH) (9, 1)	6-3		6-3						4-3	1	0	0	0	0	0	0																				
Inning Stats	R: 0 E: 0 K: 0 S: 3	H: 0 LOB: 0 BB: 0 P: 3	R: 1 E: 0 K: 0 S: 5	H: 2 LOB: 1 BB: 0 P: 5	R: 0 E: 0 K: 0 S: 3	H: 0 LOB: 0 BB: 0 P: 3	R: 0 E: 0 K: 0 S: 4	H: 1 LOB: 1 BB: 0 P: 4	R: 0 E: 0 K: 1 S: 5	H: 0 LOB: 0 BB: 0 P: 5	R: 0 E: 0 K: 0 S: 3	H: 0 LOB: 2 BB: 1 P: 8	R: 0 E: 0 K: 1 S: 5	H: 0 LOB: 1 BB: 1 P: 9	R: 1 E: 0 K: 2 S: 8	H: 1 LOB: 0 BB: 0 P: 8	1B: 2 2B: 0 3B: 0 HR: 2	SF: 0 SAC: 0 DP: 0 HBP: 1	WP: 0 PB: 0 SB: 0 CS: 0	PA: 34																
PITCHER	IP	WLS	BF	H	R	ER	SO	BB	IBB	HBP	BLK	WP	HR	S	P	ERA	WHIP	PITCHER		IP	WLS	BF	H	R	ER	SO	BB	IBB	HBP	BLK	WP	HR	S	P	ERA	WHIP
Don Schwall, R ERA: 2.0 Roy Face, R ERA: 2.84 (1, 1) (8, 1)	7.1		28	3	1	1	1	2	0	1	0	0	1	27	36	1.23	0.682																			
	1.2	S	6	1	1	1	3	0	0	0	0	0	1	12	12	5.40	0.600																			






Batter	1	2	3	4	5	6	7	8	9	10	11	12	13	14	AB	R	H	RBI	BB	SO	LOB	TOP					
<b>Tony Taylor, R</b> OBP: 0.295, SLG: 0.397 (1, 5)	6-3		4-3			6-3		F6			K		1-3		6	0	0	0	0	1	0						
<b>Dick Groat, R</b> OBP: 0.296, SLG: 0.340 (1, 6)	F5		K			3-1				6-3		F8		6-3	6	0	0	0	0	1	0						
<b>Bill White, L</b> OBP: 0.303, SLG: 0.326 (1, 3)	G3		1-3			3-1				G3			1-3		6	0	0	0	0	0	0						
<b>Johnny Callison, L</b> OBP: 0.318, SLG: 0.349 (1, 9)									F2		E3		F2		6	0	2	0	0	0	0						
<b>Doug Clemens, L</b> OBP: 0.359, SLG: 0.351 (1, 7)		F2				F2			3-1		F7		1B		5	0	1	0	0	0	3						
<b>Tony Gonzalez, L</b> OBP: 0.300, SLG: 0.427 (1, 8)															5	0	3	0	0	0	1						
<b>Clay Dalrymple, L</b> OBP: 0.364, SLG: 0.280 (1, 2)			K			CS		CS		4-3		G3		1-3	5	0	0	0	0	2	5						
<b>Cookie Rojas, R</b> OBP: 0.287, SLG: 0.296 (1, 4)											6-3				4	0	0	0	1	2	0						
<b>Jim Bunning, R</b> OBP: 0.295, SLG: 0.200 (1, 1)															3	0	0	0	0	3	3						
<b>Dick Allen, R</b> OBP: 0.423, SLG: 0.681 (11, PH)															1	0	0	0	0	0	0						
<b>Darold Knowles, L</b> OBP: 0.167, SLG: 0.167 (11, 1)			K												1	0	0	0	0	1	0						
<b>Inning Stats</b>	R: 0 E: 0 K: 0 S: 3	H: 0 LOB: 0 BB: 0 P: 3	R: 0 E: 0 K: 2 S: 9	H: 2 LOB: 3 BB: 1 P: 13	R: 0 E: 0 K: 1 S: 5	H: 0 LOB: 0 BB: 0 P: 5	R: 0 E: 0 K: 0 S: 3	H: 1 LOB: 1 BB: 0 P: 4	R: 0 E: 0 K: 1 S: 5	H: 0 LOB: 0 BB: 0 P: 5	R: 0 E: 1 K: 0 S: 4	H: 0 LOB: 1 BB: 0 P: 4	R: 0 E: 0 K: 1 S: 5	H: 0 LOB: 2 BB: 0 P: 5	R: 0 E: 0 K: 1 S: 5	H: 0 LOB: 0 BB: 0 P: 3	R: 0 E: 0 K: 0 S: 3	H: 0 LOB: 0 BB: 0 P: 3	1B: 5 2B: 1 3B: 0 HR: 0	SF: 0 SAC: 0 DP: 0 HBP: 0	WP: 0 PB: 0 SB: 0 CS: 1	PA: 50					
<b>PITCHER</b> <b>Juan Marichal, R</b> ERA: 0.59 (1, 1)	IP	WLS	BF	H	R	ER	SO	BB	IBB	HBP	BLK	WP	HR	S	P	ERA	WHIP										
	14.0		49	6	0	0	10	1	0	0	0	0	0	68	72	0.00	0.500										
<b>PITCHER</b>	IP	WLS	BF	H	R	ER	SO	BB	IBB	HBP	BLK	WP	HR	S	P	ERA	WHIP										

Philadelphia Phillies @ San Francisco Giants  
Candlestick Park, San Francisco, CA  
Thu May 26 1966, 10:05 PM EDT  
Att: 7,529 - Unknown


AB 48  
R 0  
H 6  
RBI 0  
BB 1  
SO 10  
LOB 12



Batter	1	2	3	4	5	6	7	8	9	10	11	12	13	14	AB	R	H	RBI	BB	SO	LOB	BOTTOM					
<b>Don Landrum, L</b> OBP: 0.237, SLG: 0.189 (1, 8)	F3														4	0	1	0	1	2	1						
<b>Bob Barton, R</b> OBP: 0.200, SLG: 0.167 (14, PH)			BB												0	0	0	1	0	0	0						
<b>Len Gabrielson, L</b> OBP: 0.269, SLG: 0.279 (1, 7)															4	0	0	0	0	3	2						
<b>Cap Peterson, R</b> OBP: 0.297, SLG: 0.250 (11, PH)	K		F7												2	0	1	0	0	0	1						
<b>Willie McCovey, L</b> OBP: 0.407, SLG: 0.592 (1, 3)	5-3														6	0	1	0	0	0	3						
<b>Jim Ray Hart, R</b> OBP: 0.401, SLG: 0.597 (1, 5)															5	0	2	0	1	1	1						
<b>Tom Haller, L</b> OBP: 0.307, SLG: 0.392 (1, 2)															6	0	1	0	0	1	7						
<b>Ollie Brown, R</b> OBP: 0.278, SLG: 0.260 (1, 9)															5	0	1	0	1	0	5						
<b>Tito Fuentes, S</b> OBP: 0.308, SLG: 0.385 (1, 4)															2	0	0	0	0	1	2						
<b>Willie Mays, R</b> OBP: 0.329, SLG: 0.511 (7, PH)															1	0	0	0	0	0	2						
<b>Jim Davenport, R</b> OBP: 0.353, SLG: 0.403 (8, 6)															3	1	1	0	0	0	0						
<b>Hal Lanier, R</b> OBP: 0.232, SLG: 0.237 (1, 6)															5	0	0	0	1	0	1						
<b>Juan Marichal, R</b> OBP: 0.324, SLG: 0.378 (1, 1)															5	0	1	0	0	1	0						
<b>Jesus Alou, R</b> OBP: 0.241, SLG: 0.283 (14, PH)															0	0	0	0	1	0	0						
<b>Inning Stats</b>	R: 0 E: 0 K: 1 S: 5	H: 0 LOB: 0 BB: 0 P: 5	R: 0 E: 0 K: 0 S: 4	H: 1 LOB: 1 BB: 0 P: 4	R: 0 E: 0 K: 0 S: 3	H: 0 LOB: 0 BB: 0 P: 7	R: 0 E: 0 K: 1 S: 7	H: 0 LOB: 0 BB: 0 P: 7	R: 0 E: 0 K: 2 S: 6	H: 1 LOB: 2 BB: 1 P: 10	R: 0 E: 0 K: 1 S: 6	H: 1 LOB: 1 BB: 0 P: 6	R: 0 E: 0 K: 0 S: 3	H: 1 LOB: 3 BB: 1 P: 9	R: 0 E: 0 K: 1 S: 5	H: 0 LOB: 0 BB: 0 P: 5	R: 0 E: 0 K: 0 S: 5	H: 2 LOB: 2 BB: 0 P: 5	R: 1 E: 0 K: 0 S: 3	H: 1 LOB: 2 BB: 2 P: 11	1B: 5 2B: 3 3B: 1 HR: 0	SF: 1 SAC: 0 DP: 1 HBP: 1	WP: 1 PB: 0 SB: 0 CS: 0	PA: 55			
<b>PITCHER</b> <b>Jim Bunning, R</b> ERA: 1.82 (1, 1)	IP	WLS	BF	H	R	ER	SO	BB	IBB	HBP	BLK	WP	HR	S	P	ERA	WHIP										
	10.0		36	5	0	0	8	2	0	0	0	0	0	50	58	0.00	0.700										
<b>PITCHER</b> <b>Darold Knowles, L</b> ERA: 2.17 (11, 1)	IP	WLS	BF	H	R	ER	SO	BB	IBB	HBP	BLK	WP	HR	S	P	ERA	WHIP										
	3.2	L	19	4	1	1	1	1	2	1	0	0	0	17	30	2.46	1.364										

Philadelphia Phillies @ San Francisco Giants  
Candlestick Park, San Francisco, CA  
Thu May 26 1966, 10:05 PM EDT  
Att: 7,529 - Unknown

AB 48  
R 9  
H 9  
RBI 1  
BB 5  
SO 9  
LOB 25





Batter	1	2	3	4	5	6	7	8	9	AB	R	H	RBI	BB	SO	LOB	TOP					
Cookie Rojas, R OBP: 0.297, SLG: 0.307 (1, 4)										5	0	3	1	0	1	1	Philadelphia Phillies @ San Francisco Giants Candlestick Park, San Francisco, CA Fri May 27 1966, 10:05 PM EDT Att: 16,063 - Unknown					
Johnny Callison, L OBP: 0.327, SLG: 0.349 (1, 9)										3	3	1	0	2	1	2						
Dick Groat, R OBP: 0.293, SLG: 0.336 (1, 5)										5	1	1	0	0	0	4						
Dick Allen, R OBP: 0.439, SLG: 0.660 Doug Clemens, L OBP: 0.359, SLG: 0.351 (8, 7)										3	2	1	1	2	0	1						
Jackie Brandt, R OBP: 0.288, SLG: 0.228 Tony Gonzalez, L OBP: 0.301, SLG: 0.416 (5, PH) (5, 8)										1	0	0	0	1	0	2						
Bill White, L OBP: 0.313, SLG: 0.336 (1, 3)										2	1	0	1	1	0	0						
Bob Uecker, R OBP: 0.322, SLG: 0.392 (1, 2)										5	0	1	1	0	0	2						
Bobby Wine, R OBP: 0.286, SLG: 0.300 (1, 6)										4	1	2	1	1	0	1						
Larry Jackson, R OBP: 0.091, SLG: 0.048 (1, 1)										5	0	0	0	0	2	5						
<b>Inning Stats</b>	R: 1 E: 0 K: 1 S: 7	H: 2 LOB: 2 BB: 1 P: 11	R: 0 E: 0 K: 0 S: 4	H: 1 LOB: 1 BB: 0 P: 4	R: 2 E: 0 K: 0 S: 4	H: 1 LOB: 1 BB: 2 P: 12	R: 0 E: 0 K: 1 S: 5	H: 0 LOB: 0 BB: 0 P: 5	R: 6 E: 1 K: 0 S: 8	H: 6 LOB: 2 BB: 3 P: 20	R: 0 E: 0 K: 0 S: 4	H: 1 LOB: 1 BB: 0 P: 4	R: 0 E: 0 K: 2 S: 7	H: 1 LOB: 1 BB: 1 P: 11	R: 0 E: 1 K: 0 S: 3	H: 0 LOB: 0 BB: 0 P: 3	R: 0 E: 1 K: 1 S: 6	H: 0 LOB: 1 BB: 0 P: 6	1B: 12 2B: 0 3B: 0 HR: 0	SF: 0 SAC: 0 DP: 1 HBP: 0	WP: 0 PB: 0 SB: 0 CS: 1	PA: 45
<b>PITCHER</b>	IP WLS BF H R ER SO BB IBB HBP BLK WP HR S P ERA WHIP	IP WLS BF H R ER SO BB IBB HBP BLK WP HR S P ERA WHIP																				
Ray Sadecki, L ERA: 4.06 (1, 1)	4.0 L 21 6 5 5 2 2 1 0 0 0 0 22 34 11.25 2.000																					
Lindy McDaniel, R ERA: 4.22 (5, 1)	0.0 4 2 2 2 0 2 0 0 0 0 0 2 10 ∞ ∞																					
Bob Priddy, R ERA: 1.42 Bob Shaw, R ERA: 6.14 (9, 1)	4.0 4 0 0 0 1 0 0 0 0 0 0 6 6 2.25 1.500																					

Batter	1	2	3	4	5	6	7	8	9	AB	R	H	RBI	BB	SO	LOB	BOTTOM					
Don Landrum, L OBP: 0.222, SLG: 0.175 (1, 8)										4	0	0	0	0	0	0	Philadelphia Phillies @ San Francisco Giants Candlestick Park, San Francisco, CA Fri May 27 1966, 10:05 PM EDT Att: 16,063 - Unknown					
Len Gabrielson, L OBP: 0.256, SLG: 0.264 (1, 7)										4	0	0	0	0	0	0						
Willie McCovey, L OBP: 0.402, SLG: 0.607 (1, 3)										4	1	1	1	0	0	0						
Jim Ray Hart, R OBP: 0.398, SLG: 0.586 (1, 5)										3	0	0	0	1	0	0						
Tom Haller, L OBP: 0.319, SLG: 0.422 (1, 2)										3	1	2	1	1	1	0						
Ollie Brown, R OBP: 0.286, SLG: 0.269 (1, 9)										4	0	2	0	0	1	3						
Tito Fuentes, S OBP: 0.309, SLG: 0.364 (9, 6)										3	0	1	0	0	0	2						
Hal Lanier, R OBP: 0.228, SLG: 0.232 Bob Shaw, R (9, 1)										3	0	0	0	0	0	3						
Ray Sadecki, L OBP: 0.300, SLG: 0.600 Lindy McDaniel, R OBP: 0.200, SLG: 0.200 Bob Priddy, R OBP: 0.333, SLG: 0.200 Don Mason, L OBP: 0.100, SLG: 0.100 (8, PH) (9, 4)										1	0	0	0	0	1	0						
<b>Inning Stats</b>	R: 0 E: 0 K: 0 S: 3	H: 0 LOB: 0 BB: 0 P: 3	R: 0 E: 0 K: 0 S: 2	H: 0 LOB: 1 BB: 2 P: 10	R: 0 E: 0 K: 1 S: 5	H: 0 LOB: 0 BB: 0 P: 5	R: 2 E: 0 K: 0 S: 7	H: 4 LOB: 2 BB: 0 P: 7	R: 0 E: 0 K: 1 S: 5	H: 0 LOB: 0 BB: 0 P: 5	R: 0 E: 0 K: 1 S: 5	H: 0 LOB: 0 BB: 0 P: 5	R: 0 E: 0 K: 0 S: 3	H: 1 LOB: 0 BB: 0 P: 3	R: 0 E: 0 K: 0 S: 3	H: 0 LOB: 0 BB: 0 P: 3	R: 0 E: 0 K: 1 S: 6	H: 1 LOB: 1 BB: 0 P: 6	1B: 4 2B: 1 3B: 0 HR: 2	SF: 0 SAC: 0 DP: 2 HBP: 0	WP: 0 PB: 0 SB: 0 CS: 0	PA: 33
<b>PITCHER</b>	IP WLS BF H R ER SO BB IBB HBP BLK WP HR S P ERA WHIP	IP WLS BF H R ER SO BB IBB HBP BLK WP HR S P ERA WHIP																				
Larry Jackson, R ERA: 4.08 (1, 1)	9.0 W 33 6 2 2 4 2 0 0 0 0 2 39 47 2.00 0.889																					













Batter	1	2	3	4	5	6	7	8	9	AB	R	H	RBI	BB	SO	LOB	TOP										
<b>Tito Fuentes, S</b> OBP: 0.328, SLG: 0.393 (1, 4)	0-0 6-3		0-0 SH1-3 1B	0-0 F3		0-0 CS 1B		0-0 6-3	5 1 2 0 0 0 2																		
<b>Jim Davenport, R</b> OBP: 0.344, SLG: 0.417 (1, 6)	0-0 F3		0-0 SH1-3	0-0 1B		0-0 1B		0-0 5-3	4 0 2 2 0 0 0																		
<b>Willie Mays, R</b> OBP: 0.331, SLG: 0.523 (1, 8)	0-0 6-3		0-0 FC6-4 1B	0-0 1B		0-0 F3		0-3 K	5 0 2 2 0 1 1																		
<b>Willie McCovey, L</b> OBP: 0.400, SLG: 0.602 (1, 3)		0-0 HR	0-0 F4	0-0 3-1				0-3 K	4 1 1 1 0 1 3																		
<b>Jim Ray Hart, R</b> OBP: 0.397, SLG: 0.583 (1, 5)	0-0 F8		0-0 FC6-4		0-0 F6			4-0 L5-3 BB	3 0 0 0 1 0 1																		
<b>Cap Peterson, R</b> OBP: 0.273, SLG: 0.268 <b>Don Landrum, L</b> OBP: 0.219, SLG: 0.172 (9, 7)	0-0 HR			0-0 F5		0-3 K		0-0 L5-3	4 1 1 0 0 1 1 0 0 0 0 0 0 0																		
<b>Tom Haller, L</b> OBP: 0.320, SLG: 0.430 (1, 2)	0-0 HR		0-0 1B	4-0 1B		0-3 K		0-3 K	3 2 1 2 1 2 0								AB 35 R 8 H 12 RBI 8 BB 2 SO 7 LOB 8										
<b>Ollie Brown, R</b> OBP: 0.302, SLG: 0.288 (1, 9)	0-3 K		0-0 1B	1-2 1B		0-0 1B		0-0 5-3	4 2 2 0 0 1 0																		
<b>Ray Sadecki, L</b> OBP: 0.308, SLG: 0.538 (1, 1)	0-0 4-3		0-0 1B	0-0 1B		0-0 SH1-4		0-3 K	3 1 1 1 0 1 0																		
<b>Inning Stats</b>	R: 0 E: 0 K: 0 S: 3	H: 0 LOB: 0 BB: 0 P: 3	R: 3 E: 0 K: 1 S: 8	H: 3 LOB: 0 BB: 0 P: 8	R: 1 E: 0 K: 0 S: 5	H: 2 LOB: 1 BB: 0 P: 5	R: 3 E: 0 K: 0 S: 7	H: 4 LOB: 2 BB: 1 P: 11	R: 0 E: 0 K: 2 S: 7	H: 0 LOB: 0 BB: 0 P: 7	R: 1 E: 0 K: 0 S: 5	H: 3 LOB: 1 BB: 0 P: 5	R: 0 E: 0 K: 1 S: 4	H: 0 LOB: 0 BB: 1 P: 8	R: 0 E: 0 K: 2 S: 7	H: 0 LOB: 0 BB: 0 P: 7	R: 0 E: 0 K: 1 S: 5	H: 0 LOB: 0 BB: 0 P: 5	1B: 9 2B: 2 3B: 0 HR: 2	SF: 0 SAC: 2 DP: 1 HBP: 0	WP: 0 PB: 0 SB: 0 CS: 1	PA: 39					
<b>PITCHER</b>	IP	WLS	BF	H	R	ER	SO	BB	IBB	HBP	BLK	WP	HR	S	P	ERA	WHIP										
<b>Milt Pappas, R</b> ERA: 3.47 <b>Don Nottebart, R</b> ERA: 1.4 <b>Joe Nuxhall, L</b> ERA: 6.97 <b>Ted Davidson, L</b> ERA: 3.07 (8, 1)	3.1	L	18	7	7	7	1	1	0	0	0	0	2	19	23	18.90	2.400										

San Francisco Giants @ Cincinnati Reds  
Crosley Field, Cincinnati, OH  
Mon May 30 1966, 7:05 PM EDT  
Att: 10,955 - Unknown



Batter	1	2	3	4	5	6	7	8	9	AB	R	H	RBI	BB	SO	LOB	BOTTOM										
<b>Tommy Helms, R</b> OBP: 0.301, SLG: 0.369 (1, 5)	0-0 F9		4-0 1B		0-3 K			0-0 1B	3 0 1 0 1 1 0																		
<b>Pete Rose, S</b> OBP: 0.295, SLG: 0.323 (1, 4)	0-0 F9		0-0 FC6-4 1B			0-0 F8		0-0 F9	4 0 1 2 0 0 1																		
<b>Vada Pinson, L</b> OBP: 0.371, SLG: 0.503 (1, 9)	0-0 4-3		0-0 F9			0-0 4-3		0-3 K	4 0 0 0 0 1 3																		
<b>Don Pavletich, R</b> OBP: 0.330, SLG: 0.453 (1, 3)		0-3 K	0-0 FC6-4			0-0 5-3		0-0 F7	4 0 0 0 0 1 3																		
<b>Deron Johnson, R</b> OBP: 0.271, SLG: 0.341 (1, 7)	0-0 F9			0-0 F4			0-0 F9	0-0 WP 1B	4 1 1 0 0 0 0																		
<b>Leo Cardenas, R</b> OBP: 0.309, SLG: 0.362 (1, 6)	0-3 K			0-0 F7		0-0 1-3		0-3 K	4 0 0 0 0 2 1																		
<b>Tommy Harper, R</b> OBP: 0.365, SLG: 0.373 (1, 8)			4-0 BB 1B	0-0 F8			0-0 HR	0-0 FC6-4 1B	3 2 2 2 1 0 0																		
<b>Johnny Edwards, L</b> OBP: 0.360, SLG: 0.358 <b>Jimmie Coker, R</b> (9, PH)			4-0 BB 1B		0-3 K		4-0 BB	0-0 F9	1 1 0 0 2 1 0 1 0 0 0 0 0 1																		
<b>Milt Pappas, R</b> ERA: 3.47 <b>Don Nottebart, R</b> ERA: 1.4 <b>Dick Simpson, R</b> ERA: 6.97 <b>Joe Nuxhall, L</b> ERA: 3.07 <b>Tony Perez, R</b> ERA: 3.07 <b>Ted Davidson, R</b> ERA: 3.07 <b>Giraldo Ruiz, S</b> (9, PH)	0-3 K		0-3 K		0-0 F8		0-0 F9	0-0 FC6-4	1 0 0 0 0 1 2 0 0 0 0 0 0 0 1 0 0 0 0 0 0 0 0 0 0 0 0 0 1 0 0 0 0 0 0 1 0 0 0 0 0 0 1 0 0 0 0 0 0																		
<b>Inning Stats</b>	R: 0 E: 0 K: 0 S: 3	H: 0 LOB: 0 BB: 0 P: 3	R: 0 E: 0 K: 2 S: 7	H: 0 LOB: 0 BB: 0 P: 7	R: 2 E: 0 K: 1 S: 6	H: 1 LOB: 2 BB: 3 P: 18	R: 0 E: 0 K: 0 S: 3	H: 0 LOB: 0 BB: 0 P: 3	R: 0 E: 0 K: 2 S: 7	H: 0 LOB: 0 BB: 0 P: 7	R: 1 E: 0 K: 0 S: 4	H: 1 LOB: 1 BB: 1 P: 8	R: 0 E: 0 K: 1 S: 6	H: 1 LOB: 1 BB: 0 P: 6	R: 1 E: 0 K: 1 S: 7	H: 2 LOB: 1 BB: 0 P: 7	1B: 4 2B: 0 3B: 0 HR: 1	SF: 0 SAC: 0 DP: 0 HBP: 0	WP: 1 PB: 0 SB: 0 CS: 0	PA: 36							
<b>PITCHER</b>	IP	WLS	BF	H	R	ER	SO	BB	IBB	HBP	BLK	WP	HR	S	P	ERA	WHIP										
<b>Ray Sadecki, L</b> ERA: 4.05 (1, 1)	9.0	W	36	5	4	4	7	4	0	0	0	1	1	46	62	4.00	1.000										

San Francisco Giants @ Cincinnati Reds  
Crosley Field, Cincinnati, OH  
Mon May 30 1966, 7:05 PM EDT  
Att: 10,955 - Unknown





Batter	1	2	3	4	5	6	7	8	9	AB	R	H	RBI	BB	SO	LOB	TOP								
<b>Tito Fuentes, S</b> (1,4) OBP: 0.333, SLG: 0.397	0-0 6-3			0-0 SH3-4 1B	0-0 2H 1B			0-0 5-3		4	0	2	1	0	0	0	<b>San Francisco Giants @ Cincinnati Reds</b> Crosley Field, Cincinnati, OH Tue May 31 1966, 7:05 PM EDT Att: 8,612 - Unknown  <b>livebaseballscorecards.com</b>								
<b>Jim Davenport, R</b> (1,6) OBP: 0.333, SLG: 0.402	0-3 K			0-0 SH3-4 1-2			0-0 F4	0-3 K		3	0	0	0	0	2	0									
<b>Willie Mays, R</b> (1,8) OBP: 0.330, SLG: 0.516	0-0 6-3			0-0 F8			0-0 1-3		0-0 BB 1B	4	1	1	0	0	0	1									
<b>Willie McCovey, L</b> (1,3) OBP: 0.396, SLG: 0.587		0-0 4-3		0-3 K			0-0 F8		4-0 1B 1-2 BB	3	0	0	0	1	1	1									
<b>Jim Ray Hart, R</b> (1,5) OBP: 0.394, SLG: 0.593		0-0 F9				0-0 G3			0-3 K	4	1	1	1	0	1	2									
<b>Cap Peterson, R</b> (1,7) OBP: 0.277, SLG: 0.295		0-3 K				0-0 2B			0-0 HR	3	1	1	0	0	1	0									
<b>Don Landrum, L</b> (7,7) OBP: 0.231, SLG: 0.186						0-0 2B			0-0 F2	1	0	1	1	0	0	0									
<b>Tom Haller, L</b> (1,2) OBP: 0.312, SLG: 0.417				0-0 F4		0-3 K			0-0 F6	4	0	0	0	0	1	2									
<b>Ollie Brown, R</b> (1,9) OBP: 0.303, SLG: 0.283				0-3 K		4-0 2B IBB			0-0 F1	2	1	0	0	1	1	0									
<b>Juan Marichal, R</b> (1,1) OBP: 0.325, SLG: 0.400				0-3 K		0-0 1B 2B			0-0 5-3	3	1	1	2	0	1	0									
<b>Inning Stats</b>	R: 0 E: 0 K: 1 S: 5	H: 0 LOB: 0 BB: 0 P: 5	R: 0 E: 0 K: 1 S: 5	H: 0 LOB: 0 BB: 0 P: 5	R: 0 E: 0 K: 2 S: 7	H: 0 LOB: 0 BB: 0 P: 7	R: 0 E: 0 K: 1 S: 6	H: 1 LOB: 1 BB: 0 P: 6	R: 3 E: 0 K: 1 S: 7	H: 3 LOB: 1 BB: 1 P: 11	R: 0 E: 0 K: 0 S: 3	H: 0 LOB: 0 BB: 0 P: 3	R: 1 E: 0 K: 0 S: 4	H: 1 LOB: 0 BB: 0 P: 4	R: 0 E: 1 K: 1 S: 5	H: 0 LOB: 0 BB: 0 P: 5	R: 1 E: 0 K: 1 S: 6	H: 2 LOB: 1 BB: 1 P: 10	1B: 4 2B: 2 3B: 0 HR: 1	SF: 0 SAC: 1 DP: 0 HBP: 0	WP: 0 PB: 0 SB: 0 CS: 0	PA: 34			
<b>PITCHER</b>	IP	WLS	BF	H	R	ER	SO	BB	IBB	HBP	BLK	WP	HR	S	P	ERA	WHIP								
<b>Sammy Ellis, R</b> (1,1) ERA: 5.46	7.0	L	26	5	4	4	6	0	1	0	0	0	1	37	41	5.14	0.714								
<b>Jack Baldschun, R</b> (8,1) ERA: 5.11	1.2		7	2	1	1	2	1	0	0	0	0	0	10	14	5.40	1.800								
<b>Ted Davidson, L</b> (9,1) ERA: 3.0	0.1		1	0	0	0	0	0	0	0	0	0	0	1	1	0.00	0.000								

Batter	1	2	3	4	5	6	7	8	9	AB	R	H	RBI	BB	SO	LOB	BOTTOM								
<b>Tommy Helms, R</b> (1,5) OBP: 0.304, SLG: 0.370	0-0 FC1-5 WP 1B		0-3 K		0-0 F3			0-0 F8	0-0 FC6 1B	5	0	2	0	0	1	0	<b>San Francisco Giants @ Cincinnati Reds</b> Crosley Field, Cincinnati, OH Tue May 31 1966, 7:05 PM EDT Att: 8,612 - Unknown  <b>livebaseballscorecards.com</b>								
<b>Pete Rose, S</b> (1,4) OBP: 0.287, SLG: 0.313	0-0 F7 1-2		0-0 3-1		0-0 F7			0-0 E4 1B	0-0 FC6 1-2	5	0	0	0	0	0	2									
<b>Vada Pinson, L</b> (1,9) OBP: 0.368, SLG: 0.497	0-0 FC1-5 S 2-3			0-0 FC6-4 1B		0-0 F9		0-0 F7		4	0	1	0	0	0	2									
<b>Gordy Coleman, L</b> (1,3) OBP: 0.244, SLG: 0.233	0-3 K 1-2			0-0 FC6-4 BB S 1-2		0-0 4-3		0-0 1-3 1B		4	0	1	0	0	1	2									
<b>Art Shamsky, L</b> (1,7) OBP: 0.373, SLG: 0.625		4-0 BB		0-3 K		0-0 F3		0-3 K		3	0	0	0	1	2	3									
<b>Tommy Harper, R</b> (1,8) OBP: 0.370, SLG: 0.384		0-3 K		4-0 BB 1-2 BB		0-0 5-3			0-0 HR 2B	3	1	1	0	1	1	1									
<b>Leo Cardenas, R</b> (1,6) OBP: 0.321, SLG: 0.410		0-0 F8		4-0 BB 1-2 2-3 BB		0-0 HR		0-0 2H HR		3	2	2	3	1	0	1									
<b>Johnny Edwards, L</b> (1,2) OBP: 0.346, SLG: 0.341		0-0 F8		0-3 K		0-0 F7		0-0 1-3		4	0	0	0	0	1	4									
<b>Sammy Ellis, L</b> (1,1) OBP: 0.238, SLG: 0.111			0-3 K		0-3 K			0-3 K		2	0	0	0	0	2	0									
<b>Tony Perez, R</b> (7,PH) OBP: 0.325, SLG: 0.324							0-0 F3		0-3 K	1	0	0	0	0	0	0									
<b>Jack Baldschun, R</b> (8,1) ERA: 5.11										0	0	0	0	0	0	0									
<b>Ted Davidson, R</b> (9,1) ERA: 3.0										0	0	0	0	0	0	0									
<b>Don Pavletich, R</b> (9,PH) OBP: 0.326, SLG: 0.448										1	0	0	0	0	1	0									
<b>Inning Stats</b>	R: 0 E: 0 K: 1 S: 6	H: 1 LOB: 1 BB: 0 P: 6	R: 0 E: 0 K: 1 S: 5	H: 0 LOB: 1 BB: 1 P: 9	R: 0 E: 0 K: 2 S: 7	H: 0 LOB: 0 BB: 0 P: 7	R: 0 E: 0 K: 2 S: 8	H: 1 LOB: 3 BB: 2 P: 16	R: 0 E: 0 K: 1 S: 5	H: 0 LOB: 0 BB: 0 P: 5	R: 0 E: 0 K: 0 S: 3	H: 0 LOB: 0 BB: 0 P: 3	R: 1 E: 0 K: 0 S: 4	H: 1 LOB: 0 BB: 0 P: 4	R: 0 E: 1 K: 1 S: 7	H: 1 LOB: 2 BB: 0 P: 7	R: 2 E: 0 K: 1 S: 8	H: 3 LOB: 1 BB: 0 P: 8	1B: 4 2B: 1 3B: 0 HR: 2	SF: 0 SAC: 0 DP: 0 HBP: 0	WP: 1 PB: 0 SB: 2 CS: 0	PA: 38			
<b>PITCHER</b>	IP	WLS	BF	H	R	ER	SO	BB	IBB	HBP	BLK	WP	HR	S	P	ERA	WHIP								
<b>Juan Marichal, R</b> (1,1) ERA: 0.8	9.0	W	38	7	3	3	9	3	0	0	0	1	2	53	65	3.00	1.111								



Batter	1	2	3	4	5	6	7	8	9	AB	R	H	RBI	BB	SO	LOB	TOP										
<b>Tito Fuentes, S</b> (1, 4) OBP: 0.323, SLG: 0.385										4	0	0	0	0	0	0	<b>San Francisco Giants @ Atlanta Braves</b> Atlanta Stadium, Atlanta, GA Wed Jun 01 1966, 7:05 PM EDT Att: 26,951 - Unknown										
<b>Jim Davenport, R</b> (1, 6) OBP: 0.340, SLG: 0.433	 HR									3	2	1	1	1	0	0											
<b>Willie Mays, R</b> (1, 8) OBP: 0.333, SLG: 0.534						 1B				4	1	2	2	0	0	0											
<b>Willie McCovey, L</b> (1, 3) OBP: 0.399, SLG: 0.608				 1B		 BB				4	1	2	1	0	0	1											
<b>Jim Ray Hart, R</b> (1, 5) OBP: 0.391, SLG: 0.583			 1-2							3	0	0	0	1	1	1											
<b>Cap Peterson, R</b> (1, 7) OBP: 0.280, SLG: 0.277										3	0	0	0	0	0	2											
<b>Don Landrum, L</b> (6, 7) OBP: 0.227, SLG: 0.183										1	0	0	0	0	0	0											
<b>Tom Haller, L</b> (1, 2) OBP: 0.306, SLG: 0.408										3	0	0	0	0	1	0											
<b>Ollie Brown, R</b> (1, 9) OBP: 0.296, SLG: 0.276										3	0	0	0	0	2	0											
<b>Ron Herbel, R</b> (1, 1) <b>Frank Linzy, R</b> (9, 1) <b>Bill Henry, L</b> (9, 1) <b>Lindy McDaniel, R</b> (9, 1) OBP: 0.167, SLG: 0.167										3	0	0	0	0	3	0											
<b>Inning Stats</b>	R: 3 E: 0 K: 1 S: 7	H: 2 LOB: 0 BB: 1 P: 11	R: 0 E: 0 K: 3 S: 9	H: 0 LOB: 0 BB: 0 P: 9	R: 0 E: 0 K: 0 S: 3	H: 0 LOB: 0 BB: 0 P: 3	R: 0 E: 0 K: 0 S: 3	H: 1 LOB: 0 BB: 0 P: 3	R: 0 E: 0 K: 1 S: 5	H: 0 LOB: 0 BB: 0 P: 5	R: 1 E: 0 K: 0 S: 5	H: 2 LOB: 2 BB: 1 P: 9	R: 0 E: 0 K: 2 S: 7	H: 0 LOB: 0 BB: 0 P: 7	R: 0 E: 0 K: 0 S: 3	H: 0 LOB: 0 BB: 0 P: 3	R: 0 E: 0 K: 0 S: 3	H: 0 LOB: 0 BB: 0 P: 3	1B: 2 2B: 0 3B: 0 HR: 3	SF: 0 SAC: 0 DP: 1 HBP: 0	WP: 0 PB: 0 SB: 0 CS: 0	PA: 33					
<b>PITCHER</b>	IP	WLS	BF	H	R	ER	SO	BB	IBB	HBP	BLK	WP	HR	S	P	ERA	WHIP										
<b>Ken Johnson, R</b> (1, 1) ERA: 3.11	6.0	L	24	5	4	4	5	2	0	0	0	0	3	32	40	6.00	1.167										
<b>Arnold Umbach, R</b> (7, 1) ERA: 3.6	3.0		9	0	0	0	2	0	0	0	0	0	0	13	13	0.00	0.000										

Batter	1	2	3	4	5	6	7	8	9	AB	R	H	RBI	BB	SO	LOB	BOTTOM										
<b>Denis Menke, R</b> (1, 6) OBP: 0.384, SLG: 0.472			 BB							3	0	1	0	1	0	0	<b>San Francisco Giants @ Atlanta Braves</b> Atlanta Stadium, Atlanta, GA Wed Jun 01 1966, 7:05 PM EDT Att: 26,951 - Unknown										
<b>Mack Jones, L</b> (1, 8) OBP: 0.358, SLG: 0.587			 1-2			 HBP				3	1	0	0	0	0	2											
<b>Hank Aaron, R</b> (1, 9) OBP: 0.357, SLG: 0.603						 HR		 1B		4	2	1	2	0	0	0											
<b>Felipe Alou, R</b> (1, 7) OBP: 0.317, SLG: 0.481								 1B		4	0	2	0	0	0	0											
<b>Joe Torre, R</b> (1, 3) OBP: 0.373, SLG: 0.549								 1B		4	0	1	1	0	1	1											
<b>Sandy Alomar Sr., S</b> (9, PH) OBP: 0.129, SLG: 0.132								 1-2		0	0	0	0	0	0	0											
<b>Eddie Mathews, L</b> (1, 5) OBP: 0.294, SLG: 0.289								 1-2		3	0	0	0	0	0	1											
<b>Frank Bolling, R</b> (9, PH) OBP: 0.182, SLG: 0.173								 1-2		1	0	0	0	0	0	2											
<b>Gene Oliver, R</b> (1, 2) OBP: 0.220, SLG: 0.189										2	0	0	0	0	0	1											
<b>Arnold Umbach, R</b> (7, 1) <b>Miguel de la Hoz, R</b> (9, PH) <b>Gary Geiger, L</b> (9, PH) OBP: 0.307, SLG: 0.325										1	0	0	0	0	1	0											
<b>Woody Woodward, R</b> (1, 4) OBP: 0.365, SLG: 0.363										4	0	0	0	0	0	2											
<b>Ken Johnson, R</b> (1, 1) OBP: 0.150, SLG: 0.250										1	0	0	0	0	1	0											
<b>Rico Carty, R</b> (6, PH) OBP: 0.308, SLG: 0.313										2	0	0	0	0	0	0											
<b>Inning Stats</b>	R: 0 E: 0 K: 0 S: 3	H: 0 LOB: 0 BB: 0 P: 3	R: 0 E: 0 K: 0 S: 4	H: 1 LOB: 1 BB: 0 P: 4	R: 0 E: 0 K: 1 S: 5	H: 0 LOB: 1 BB: 1 P: 9	R: 0 E: 0 K: 1 S: 5	H: 0 LOB: 0 BB: 0 P: 5	R: 0 E: 0 K: 0 S: 4	H: 1 LOB: 0 BB: 0 P: 5	R: 0 E: 0 K: 1 S: 5	H: 0 LOB: 0 BB: 0 P: 5	R: 0 E: 0 K: 0 S: 4	H: 1 LOB: 1 BB: 0 P: 4	R: 1 E: 1 K: 1 S: 8	H: 2 LOB: 2 BB: 0 P: 8	1B: 4 2B: 0 3B: 0 HR: 1	SF: 0 SAC: 0 DP: 0 HBP: 1	WP: 0 PB: 0 SB: 0 CS: 0	PA: 35							
<b>PITCHER</b>	IP	WLS	BF	H	R	ER	SO	BB	IBB	HBP	BLK	WP	HR	S	P	ERA	WHIP										
<b>Ron Herbel, R</b> (1, 1) ERA: 3.92	8.0	W	29	3	2	2	3	1	0	1	0	0	1	33	38	2.25	0.500										
<b>Frank Linzy, R</b> (9, 1)	0.0		3	2	1	0	0	0	0	0	0	0	0	3	3	∞	∞										
<b>Bill Henry, L</b> (9, 1) ERA: 1.29	0.1	S	1	0	0	0	0	0	0	0	0	0	0	1	1	0.00	0.000										
<b>Lindy McDaniel, R</b> (9, 1) ERA: 3.79	0.2	S	2	0	0	0	1	0	0	0	0	0	0	4	4	0.00	0.000										







Batter	1	2	3	4	5	6	7	8	9	AB	R	H	RBI	BB	SO	LOB	TOP							
Tito Fuentes, S OBP: 0.324, SLG: 0.381 (1, 4)	0-0 5-3		0-3 K		0-0 1B			0-0 1-2 1B		4	0	2	0	0	1	0	San Francisco Giants @ Philadelphia Phillies Connie Mack Stadium, Philadelphia, PA Fri Jun 03 1966, 7:05 PM EDT Att: 27,759 - Unknown							
Jim Davenport, R OBP: 0.336, SLG: 0.423 (1, 6)	0-3 K		0-0 F6		0-3 K			0-0 F3		4	0	0	0	0	2	3								
Willie Mays, R OBP: 0.335, SLG: 0.530 (1, 8)	0-0 5-3			0-0 6-3		0-3 K		0-0 F8		4	0	0	0	0	1	2								
Willie McCovey, L OBP: 0.377, SLG: 0.571 (1, 3)		0-0 F8		0-3 K		0-0 F3		0-3 K		4	0	0	0	0	2	2								
Jim Ray Hart, R OBP: 0.395, SLG: 0.593 (1, 5)		0-0 HR		0-0 HBP 1B		0-3 K			0-0 4-3	4	1	2	1	0	1	0								
Tom Haller, L OBP: 0.305, SLG: 0.400 (1, 2)		0-3 K		1-0 HBP 1B			0-0 F8		0-0 F5	3	0	0	0	0	1	0								
Cap Peterson, R OBP: 0.273, SLG: 0.275 Bob Priddy, R OBP: 0.333, SLG: 0.200 Don Mason, L OBP: 0.083, SLG: 0.083 Bob Shaw, R OBP: 0.083, SLG: 0.083 Don Landrum, L OBP: 0.235, SLG: 0.194 Ollie Brown, R OBP: 0.294, SLG: 0.269 (1, 7) (4, 1) (7, PH) (7, 1) (9, PH)	4-0 BB		0-3 K		0-0 3-1			0-0 1B		1	0	0	0	1	1	2		livebaseballscores.com						
Ray Sadecki, L OBP: 0.286, SLG: 0.500 Len Gabrielson, L OBP: 0.264, SLG: 0.263 (1, 1) (4, 7)			0-0 F3		0-0 F8			0-0 F8 1B 1B		1	0	0	0	0	0	0								
<b>Inning Stats</b>	R: 0 E: 0 K: 1 S: 5	H: 0 LOB: 0 BB: 0 P: 5	R: 1 E: 0 K: 2 S: 8	H: 1 LOB: 1 BB: 1 P: 12	R: 0 E: 0 K: 1 S: 5	H: 0 LOB: 0 BB: 0 P: 5	R: 0 E: 0 K: 2 S: 8	H: 1 LOB: 2 BB: 0 P: 9	R: 0 E: 0 K: 1 S: 6	H: 1 LOB: 1 BB: 0 P: 6	R: 0 E: 0 K: 2 S: 7	H: 0 LOB: 0 BB: 0 P: 7	R: 0 E: 0 K: 0 S: 3	H: 0 LOB: 0 BB: 0 P: 3	R: 0 E: 0 K: 1 S: 7	H: 2 LOB: 2 BB: 0 P: 7			R: 0 E: 0 K: 1 S: 6	H: 1 LOB: 1 BB: 0 P: 6	1B: 5 2B: 0 3B: 0 HR: 1	SF: 0 SAC: 0 DP: 0 HBP: 1	WP: 0 PB: 0 SB: 0 CS: 0	PA: 35
<b>PITCHER</b> Jim Bunning, R ERA: 1.66 (1, 1)	IP: 9.0 WLS: W BF: 35 H: 6 R: 1 ER: 1 SO: 11 BB: 1 IBB: 0 HBP: 1 BLK: 0 WP: 0 HR: 1 S: 55 P: 60 ERA: 1.00 WHIP: 0.778															<b>PITCHER</b>								

Batter	1	2	3	4	5	6	7	8	9	AB	R	H	RBI	BB	SO	LOB	BOTTOM					
Tony Taylor, R OBP: 0.305, SLG: 0.413 (1, 4)	0-0 1B 3B		0-0 6-3		0-0 1-2 1B			0-0 4-3		4	1	2	0	0	0	0	San Francisco Giants @ Philadelphia Phillies Connie Mack Stadium, Philadelphia, PA Fri Jun 03 1966, 7:05 PM EDT Att: 27,759 - Unknown					
Cookie Rojas, R OBP: 0.312, SLG: 0.356 (1, 8)	0-0 1B		0-0 S 1B		0-0 F8			0-0 HR		4	1	3	2	0	0	2						
Dick Groat, R OBP: 0.297, SLG: 0.335 (1, 5)	0-0 F9		0-0 F8 1-2		0-0 F8			0-0 F9		4	0	0	0	0	0	2						
Dick Allen, R OBP: 0.417, SLG: 0.706 (1, 7)	0-3 K			0-0 HR		0-0 3-1 2B		0-0 F9		4	1	2	1	0	1	1						
Jackie Brandt, R OBP: 0.293, SLG: 0.206 Tony Gonzalez, L OBP: 0.291, SLG: 0.382 (1, 9) (5, PH) (6, 9)	0-0 F8			4-0 HR BB		0-0 3-1		0-0 E4 PB SH		1	1	0	0	1	0	1						
Bill White, L OBP: 0.313, SLG: 0.368 (1, 3)		0-3 K		0-3 K		0-0 F5		0-3 K		4	0	0	0	0	3	3						
Bob Uecker, R OBP: 0.336, SLG: 0.508 (1, 2)	0-0 5-3			0-0 1-H HR		0-3 K		0-0 SH FC6-4		3	1	1	3	0	1	0						
Bobby Wine, R OBP: 0.288, SLG: 0.313 (1, 6)	0-0 5-3			4-0 1B BB		0-0 1-3		0-3 K		3	0	0	0	1	1	1						
Jim Bunning, R OBP: 0.231, SLG: 0.189 (1, 1)			0-3 K		0-3 K			0-0 FC6-4		4	0	0	0	0	3	2						
<b>Inning Stats</b>	R: 1 E: 0 K: 1 S: 7	H: 2 LOB: 1 BB: 0 P: 7	R: 0 E: 0 K: 1 S: 5	H: 0 LOB: 0 BB: 0 P: 5	R: 0 E: 0 K: 1 S: 6	H: 1 LOB: 1 BB: 0 P: 6	R: 3 E: 0 K: 2 S: 10	H: 3 LOB: 2 BB: 2 P: 18	R: 0 E: 0 K: 0 S: 4	H: 1 LOB: 1 BB: 0 P: 4	R: 0 E: 0 K: 2 S: 7	H: 0 LOB: 0 BB: 0 P: 7	R: 1 E: 0 K: 0 S: 4	H: 1 LOB: 0 BB: 0 P: 4	R: 1 E: 2 K: 2 S: 9	H: 0 LOB: 1 BB: 0 P: 9		R: 1 E: 0 K: 2 S: 9	H: 0 LOB: 1 BB: 0 P: 9	1B: 3 2B: 1 3B: 1 HR: 3	SF: 0 SAC: 1 DP: 0 HBP: 0	WP: 0 PB: 1 SB: 1 CS: 0
<b>PITCHER</b> Ray Sadecki, L ERA: 4.5 Bob Priddy, R ERA: 1.29 Bob Shaw, R ERA: 6.03 (1, 1) (4, 1) (7, 1)	IP: 3.1 WLS: L BF: 17 H: 5 R: 4 ER: 4 SO: 4 BB: 2 IBB: 0 HBP: 0 BLK: 0 WP: 0 HR: 2 S: 23 P: 31 ERA: 10.80 WHIP: 2.100															<b>PITCHER</b>						

livebaseballscores.com





Batter	1	2	3	4	5	6	7	8	9	AB	R	H	RBI	BB	SO	LOB	TOP				
<b>Tito Fuentes, S</b> OBP: 0.315, SLG: 0.371 (1,4)	F9		F8		F7		FC6-4			4	0	0	0	0	0	2	<b>San Francisco Giants @ Philadelphia Phillies</b> Connie Mack Stadium, Philadelphia, PA Sat Jun 04 1966, 7:05 PM EDT Att: 36,494 - Unknown				
<b>Jim Davenport, R</b> OBP: 0.336, SLG: 0.414 <b>Hal Lanier, R</b> OBP: 0.230, SLG: 0.234 (1,6) (5,6)	F9		FC6-4 HBP		F9			1B		2	0	0	0	0	1	1		0	0	0	0
<b>Willie Mays, R</b> OBP: 0.344, SLG: 0.550 (1,8)	BB		FC6-4 FC4		HR			1B		3	1	2	1	1	0	1					
<b>Jim Ray Hart, R</b> OBP: 0.388, SLG: 0.581 (1,5)	2-3		FC4		F9			F3		4	0	0	0	0	4						
<b>Cap Peterson, R</b> OBP: 0.271, SLG: 0.259 (1,7)		1B BB			F8			6-3		3	0	0	0	1	1	2					
<b>Willie McCovey, L</b> OBP: 0.368, SLG: 0.555 (1,3)	F6		4-3		F7			F5		4	0	0	0	0	3						
<b>Ollie Brown, R</b> OBP: 0.293, SLG: 0.269 (1,9)	1B		F3				F5			4	0	1	0	0	0	0					
<b>Bob Barton, R</b> OBP: 0.220, SLG: 0.217 (1,2)	F9				2B		FC6-4 1B			4	0	2	0	0	0	2					
<b>Juan Marichal, R</b> OBP: 0.317, SLG: 0.390 <b>Jesus Alou, R</b> OBP: 0.231, SLG: 0.271 <b>Joe Gibbon, R</b> OBP: 0.255, SLG: 0.300 <b>Ozzie Virgil, R</b> OBP: 0.255, SLG: 0.300 <b>Frank Linzy, R</b> OBP: 0.255, SLG: 0.300 <b>Tom Haller, L</b> OBP: 0.255, SLG: 0.300 (1,1) (5,PH) (5,1) (7,PH) (7,1) (9,PH)	K		5-3		F8			K		1	0	0	0	0	1	2					
<b>Inning Stats</b>	R: 0 E: 0 K: 0 S: 3	H: 0 LOB: 1 BB: 1 P: 7	R: 0 E: 0 K: 1 S: 6	H: 1 LOB: 2 BB: 1 P: 10	R: 0 E: 0 K: 0 S: 3	H: 0 LOB: 1 BB: 0 P: 4	R: 0 E: 0 K: 0 S: 3	H: 0 LOB: 1 BB: 0 P: 3	R: 0 E: 0 K: 0 S: 4	H: 1 LOB: 1 BB: 0 P: 4	R: 1 E: 0 K: 0 S: 4	H: 1 LOB: 0 BB: 0 P: 4	R: 0 E: 0 K: 0 S: 4	H: 1 LOB: 1 BB: 0 P: 4	R: 0 E: 0 K: 1 S: 7	H: 2 LOB: 2 BB: 0 P: 7		R: 0 E: 0 K: 1 S: 5	H: 0 LOB: 0 BB: 0 P: 5	1B: 4 2B: 1 3B: 0 HR: 1	SF: 0 SAC: 0 DP: 0 HBP: 1
<b>PITCHER</b> <b>Chris Short, L</b> ERA: 2.31 (1,1)	IP: 9.0 WLS: W BF: 36 H: 6 R: 1 ER: 1 SO: 3 BB: 2 IBB: 0 HBP: 1 BLK: 0 WP: 0 HR: 1 S: 39 P: 48 ERA: 1.00 WHIP: 0.889																				

Batter	1	2	3	4	5	6	7	8	9	AB	R	H	RBI	BB	SO	LOB	BOTTOM		
<b>Cookie Rojas, R</b> OBP: 0.320, SLG: 0.368 (1,4)	1B 4-3	1B 2B		5-3		1B		6-3		5	1	3	0	0	0	0	<b>San Francisco Giants @ Philadelphia Phillies</b> Connie Mack Stadium, Philadelphia, PA Sat Jun 04 1966, 7:05 PM EDT Att: 36,494 - Unknown		
<b>Doug Clemens, L</b> OBP: 0.384, SLG: 0.359 (1,9)	4-3 FC	1B		HR HBP		F7		4-3		4	2	2	0	0	1				
<b>Dick Allen, R</b> OBP: 0.426, SLG: 0.693 (1,7)	4-3	2H 1B		HR BB		5-3		BB		3	2	1	1	2	0	2			
<b>Bill White, L</b> OBP: 0.320, SLG: 0.391 (1,3)	FC S	3H 3H		HR		4-3 1B		F7		5	1	3	4	0	1				
<b>Tony Gonzalez, L</b> OBP: 0.298, SLG: 0.387 (1,8)	F4			HR 1B		4-3 1B		4-3 1B		4	0	2	0	0	3				
<b>Dick Great, R</b> OBP: 0.302, SLG: 0.332 (1,5)	HBP			1B		5-3		F8		2	0	0	0	1	0	2			
<b>Clay Dalrymple, L</b> OBP: 0.336, SLG: 0.281 (1,2)	F8			IBB		5-3		4-3		3	0	0	1	0	1	4			
<b>Bobby Wine, R</b> OBP: 0.286, SLG: 0.294 (1,6)		F9		F8		6-3		IBB		3	0	0	0	1	0	2			
<b>Chris Short, R</b> OBP: 0.200, SLG: 0.200 (1,1)	5-3			F8		4-3		K		4	0	0	0	1	3				
<b>Inning Stats</b>	R: 2 E: 0 K: 0 S: 6	H: 2 LOB: 2 BB: 0 P: 7	R: 0 E: 0 K: 0 S: 4	H: 2 LOB: 0 BB: 0 P: 4	R: 1 E: 0 K: 0 S: 5	H: 2 LOB: 2 BB: 1 P: 9	R: 3 E: 0 K: 0 S: 4	H: 2 LOB: 1 BB: 1 P: 9	R: 0 E: 0 K: 1 S: 5	H: 0 LOB: 0 BB: 0 P: 5	R: 0 E: 0 K: 0 S: 4	H: 1 LOB: 1 BB: 0 P: 4	R: 0 E: 0 K: 1 S: 7	H: 2 LOB: 3 BB: 1 P: 11	R: 0 E: 0 K: 0 S: 3	H: 0 LOB: 1 BB: 1 P: 7		1B: 9 2B: 1 3B: 0 HR: 1	SF: 1 SAC: 0 DP: 0 HBP: 2
<b>PITCHER</b> <b>Juan Marichal, R</b> ERA: 1.29 <b>Joe Gibbon, L</b> ERA: 2.08 <b>Frank Linzy, R</b> ERA: 2.19 (1,1) (5,1) (7,1)	IP: 4.0 WLS: L BF: 23 H: 8 R: 6 ER: 6 SO: 6 BB: 1 IBB: 0 HBP: 2 BLK: 0 WP: 0 HR: 1 S: 19 P: 29 ERA: 13.50 WHIP: 2.250																		



Batter	1	2	3	4	5	6	7	8	9	10	AB	R	H	RBI	BB	SO	LOB	TOP		
<b>Tito Fuentes, S</b> OBP: 0.318, SLG: 0.367 (1.4)	4-0 HR BB	0-0 E7 WP	0-0 3-1			0-0 F5			0-0 SH1-4 1B		4	2	1	0	1	0	1			
<b>Len Gabrielson, L</b> OBP: 0.275, SLG: 0.304 (1.7)	0-0 HR	4-0 BB		0-0 F9		0-0 F6			0-0 SH1-4		3	1	1	2	1	0	0			
<b>Willie Mays, R</b> OBP: 0.345, SLG: 0.543 (1.8)	0-0 F5	4-0 BB		0-0 F2		0-0 F9			0-0		4	0	1	1	1	0	0			
<b>Willie McCovey, L</b> OBP: 0.303, SLG: 0.549 (1.3)	0-0 1B 2B	0-0 F7		0-0 F9		0-0 F9			0-0 K		5	1	1	0	0	1	4			
<b>Jim Ray Hart, R</b> OBP: 0.397, SLG: 0.584 (1.5)	0-0 1B		4-0 1B 2B BB		0-0 1B	0-0 2B 1B			0-0 1-3		4	1	3	1	1	0	1			
<b>Tom Haller, L</b> OBP: 0.300, SLG: 0.397 (1.2)	0-0 F5		0-0 F9		0-0 2B	0-0 1-3 2B			0-0 G4-6-3 1B		5	0	1	0	0	0	3			
<b>Ollie Brown, R</b> OBP: 0.289, SLG: 0.266 (1.9)	0-0 F5		0-0 2B 1B		0-0 5-3				0-0 F7		5	1	1	0	0	0	3			
<b>Hal Lanier, R</b> OBP: 0.248, SLG: 0.276 (1.6)		0-0 6-3		0-0 2B		0-0 1B			0-0 HR		4	1	3	3	1	0	0			
<b>Ron Herbel, R</b> <b>Lindy McDaniel, R</b> <b>Joe Gibbon, L</b> <b>Don Landrum, L</b> <b>Bob Priddy, R</b> <b>Cap Peterson, R</b> <b>Frank Linzy, R</b> OBP: 0.225, SLG: 0.444 (1.11)	0-0 1-3		0-0 K		0-0 G4-6-3				0-0 G1-6-3		1	0	0	0	0	0	0			
<b>Inning Stats</b>	R: 3 E: 0 K: 0 S: 6	H: 3 LOB: 1 BB: 1 P: 10	R: 0 E: 1 K: 0 S: 4	H: 0 LOB: 3 BB: 2 P: 12	R: 2 E: 0 K: 1 S: 7	H: 2 LOB: 1 BB: 1 P: 11	R: 0 E: 0 K: 0 S: 3	H: 0 LOB: 0 BB: 0 P: 3	R: 0 E: 0 K: 0 S: 3	H: 1 LOB: 0 BB: 0 P: 3	R: 0 E: 0 K: 0 S: 3	H: 1 LOB: 0 BB: 0 P: 3	R: 1 E: 0 K: 1 S: 4	H: 2 LOB: 1 BB: 0 P: 7	R: 1 E: 0 K: 0 S: 4	H: 1 LOB: 0 BB: 0 P: 4	1B: 7 2B: 3 3B: 0 HR: 2	SF: 0 SAC: 1 DP: 3 HBP: 0	WP: 1 PB: 0 SB: 0 CS: 0	PA: 45
<b>PITCHER</b>	IP WLS BF H R ER SO BB IBB HBP BLK WP HR S P ERA WHIP	IP WLS BF H R ER SO BB IBB HBP BLK WP HR S P ERA WHIP																		
<b>Ray Culp, R</b> ERA: 4.1 (1.1)	1.2	11	3	3	3	0	2	0	0	0	0	0	0	0	0	0	4	∞	∞	
<b>Terry Fox, R</b> ERA: 5.59 (2.1)	0.0	1	0	0	0	0	1	0	0	0	0	0	0	0	0	1	1	0.00	0.000	
<b>Darold Knowles, L</b> ERA: 2.13 (2.1)	0.1	1	0	0	0	0	0	0	0	0	0	0	0	0	0	1	1	0.00	0.000	
<b>Bob Buhl, R</b> ERA: 4.29 (3.1)	6.0	23	6	2	2	1	1	1	0	0	0	0	0	0	23	31	3.00	1.167		
<b>Ray Herbel, R</b> ERA: 3.8 (9.1)	0.1	3	2	1	1	0	0	0	0	0	0	0	0	0	3	3	27.00	6.000		

San Francisco Giants @ Philadelphia Phillies  
 Connie Mack Stadium, Philadelphia, PA  
 Sun Jun 05 1966, 3:33 AM EDT  
 Att: 22,587 - Unknown

AB 39  
 R 7  
 H 12  
 RBI 7  
 BB 5  
 SO 2  
 LOB 17



Batter	1	2	3	4	5	6	7	8	9	10	AB	R	H	RBI	BB	SO	LOB	BOTTOM						
<b>Cookie Rojas, R</b> OBP: 0.322, SLG: 0.368 (1.4)	4-3	0-0 F8		0-0 F8		0-0 G3-6-1 1B			0-0 FC6 1B		5	0	2	0	0	0	1							
<b>Doug Clemens, L</b> OBP: 0.359, SLG: 0.333 (1.9)	0-0 F2		0-0 1-3		0-3 K	0-0 G3-6-1			0-3 K		5	0	0	0	0	2	2							
<b>Dick Allen, R</b> OBP: 0.419, SLG: 0.670 <b>Jackie Brandt, R</b> OBP: 0.289, SLG: 0.203 (1.7)	0-0 1-3		4-0 1B BB		0-0 F8		0-3 K		0-3 K		3	1	0	0	1	1	0							
<b>Bill White, L</b> OBP: 0.332, SLG: 0.413 (1.3)		0-0 1B 3B 1B	0-0 1B 3-1 1B		0-0 FC1-2-5 3B				0-0 FC6		5	2	4	0	0	0	1							
<b>Tony Gonzalez, L</b> OBP: 0.303, SLG: 0.387 (1.8)		0-0 1B 3B 1B	0-0 3-1 1B		0-0 FC1-2-5 1B				0-0 4-3		5	2	2	1	0	0	2							
<b>Dick Groat, R</b> OBP: 0.304, SLG: 0.344 (3.6)		0-0 1B 3B	0-0 3-1 1B		0-0 3-1 BB 1B				0-0 1-3		5	1	2	4	0	0	2							
<b>Clay Dalrymple, L</b> OBP: 0.339, SLG: 0.273 (1.2)		0-0 F2		4-0 IBB		4-0 FC6-4 BB			0-0 4-3		3	0	0	0	2	0	1							
<b>Bobby Wine, R</b> <b>Johnny Callison, R</b> <b>Bob Buhl, L</b> <b>Harvey Kuenn, R</b> <b>Ray Herbel, R</b> <b>Bo Belinsky, L</b> OBP: 0.303, SLG: 0.333 (1.6)	0-0 1B	0-0 F8		0-0 FC6-4		0-0 F8			0-0 F8		0	0	0	0	0	0	0							
<b>Ray Culp, R</b> ERA: 4.1 (1.1)	1.1	8	4	3	3	0	1	1	0	0	0	0	0	0	0	0	0							
<b>Terry Fox, R</b> ERA: 4.1 (2.1)	1.2	9	2	2	2	1	1	1	0	0	0	0	0	0	9	17	10.80	1.800						
<b>Joe Gibbon, L</b> ERA: 2.01 (4.1)	1.0	3	0	0	0	1	0	0	0	0	0	0	0	5	5	0.00	0.000							
<b>Bob Priddy, R</b> ERA: 1.45 (5.1)	3.0	13	4	1	1	1	1	0	0	0	0	0	0	14	18	3.00	1.667							
<b>Frank Linzy, R</b> ERA: 2.03 (8.1)	3.0	W 10	1	0	0	2	0	0	0	0	0	0	0	14	14	0.00	0.333							
<b>Inning Stats</b>	R: 0 E: 0 K: 0 S: 3	H: 0 LOB: 0 BB: 0 P: 3	R: 3 E: 0 K: 1 S: 9	H: 4 LOB: 1 BB: 0 P: 9	R: 2 E: 0 K: 0 S: 5	H: 2 LOB: 2 BB: 2 P: 13	R: 0 E: 0 K: 1 S: 5	H: 0 LOB: 0 BB: 0 P: 5	R: 1 E: 0 K: 0 S: 5	H: 2 LOB: 2 BB: 1 P: 9	R: 0 E: 0 K: 0 S: 3	H: 1 LOB: 1 BB: 0 P: 3	R: 0 E: 0 K: 1 S: 6	H: 1 LOB: 1 BB: 0 P: 6	R: 0 E: 0 K: 0 S: 3	H: 0 LOB: 0 BB: 0 P: 3	R: 0 E: 0 K: 2 S: 8	H: 1 LOB: 1 BB: 0 P: 8	R: 0 E: 0 K: 0 S: 3	H: 0 LOB: 0 BB: 0 P: 3	1B: 9 2B: 0 3B: 2 HR: 0	SF: 0 SAC: 0 DP: 1 HBP: 0	WP: 0 PB: 0 SB: 0 CS: 0	PA: 43
<b>PITCHER</b>	IP WLS BF H R ER SO BB IBB HBP BLK WP HR S P ERA WHIP	IP WLS BF H R ER SO BB IBB HBP BLK WP HR S P ERA WHIP																						
<b>Ron Herbel, R</b> ERA: 4.43 (1.1)	1.1	8	4	3	3	0	1	1	0	0	0	0	0	0	0	0	0							
<b>Lindy McDaniel, R</b> ERA: 4.1 (2.1)	1.2	9	2	2	2	1	1	1	0	0	0	0	0	9	17	10.80	1.800							
<b>Joe Gibbon, L</b> ERA: 2.01 (4.1)	1.0	3	0	0	0	1	0	0	0	0	0	0	0	5	5	0.00	0.000							
<b>Bob Priddy, R</b> ERA: 1.45 (5.1)	3.0	13	4	1	1	1	1	0	0	0	0	0	0	14	18	3.00	1.667							
<b>Frank Linzy, R</b> ERA: 2.03 (8.1)	3.0	W 10	1	0	0	2	0	0	0	0	0	0	0	14	14	0.00	0.333							

San Francisco Giants @ Philadelphia Phillies  
 Connie Mack Stadium, Philadelphia, PA  
 Sun Jun 05 1966, 3:33 AM EDT  
 Att: 22,587 - Unknown

AB 40  
 R 6  
 H 11  
 RBI 6  
 BB 3  
 SO 5  
 LOB 15





Batter	1	2	3	4	5	6	7	8	9	AB	R	H	RBI	BB	SO	LOB	TOP					
<b>Tito Fuentes, S</b> OBP: 0.308, SLG: 0.355 (1,4)	F5	5-3			F8		F8		FC6-4	5	0	0	0	0	0	2						
<b>Len Gabrielson, L</b> OBP: 0.284, SLG: 0.313 (1,7)	G3				1B		F8			4	1	2	0	0	0	0						
<b>Willie Mays, R</b> OBP: 0.348, SLG: 0.547 (1,8)	E8				1B				F7	4	1	2	0	0	1	1						
<b>Willie McCovey, L</b> OBP: 0.366, SLG: 0.555 (1,3)					1B				K	4	0	2	2	0	2	1						
<b>Jim Ray Hart, R</b> OBP: 0.399, SLG: 0.580 (1,5)										3	0	1	0	1	0	3						
<b>Tom Haller, L</b> OBP: 0.293, SLG: 0.387 (1,2)	F7								G3	4	0	0	0	0	1	3						
<b>Ollie Brown, R</b> OBP: 0.288, SLG: 0.266 (1,9)										4	0	1	0	0	0	0						
<b>Hal Lanier, R</b> OBP: 0.242, SLG: 0.268 (1,6)										4	0	0	0	0	1	1						
<b>Bobby Bolin, R</b> OBP: 0.207, SLG: 0.160 (5,1)										2	0	0	0	0	2	1						
<b>Joe Gibbon, L</b> OBP: 0.229, SLG: 0.188 (7,1)										0	0	0	0	0	0	0						
<b>Don Landrum, L</b> OBP: 0.229, SLG: 0.188 (7,1)										0	0	0	0	0	0	0						
<b>Bob Shaw, R</b> OBP: 0.279, SLG: 0.293 (6,1)										0	0	0	0	0	0	0						
<b>Cap Peterson, R</b> OBP: 0.279, SLG: 0.293 (6,1)										0	0	0	0	0	1	0						
<b>Inning Stats</b>	R: 1 E: 1 K: 0 S: 5	H: 2 LOB: 2 BB: 1 P: 9	R: 0 E: 0 K: 2 S: 8	H: 1 LOB: 1 BB: 0 P: 8	R: 0 E: 0 K: 2 S: 8	H: 1 LOB: 1 BB: 0 P: 8	R: 0 E: 0 K: 1 S: 5	H: 0 LOB: 0 BB: 0 P: 5	R: 1 E: 0 K: 1 S: 8	H: 3 LOB: 2 BB: 0 P: 8	R: 0 E: 0 K: 0 S: 3	H: 0 LOB: 0 BB: 0 P: 3	R: 0 E: 0 K: 1 S: 5	H: 0 LOB: 0 BB: 0 P: 5	R: 0 E: 0 K: 1 S: 6	H: 1 LOB: 1 BB: 0 P: 6	R: 0 E: 0 K: 0 S: 3	H: 0 LOB: 1 BB: 1 P: 7	1B: 6 2B: 2 3B: 0 HR: 0	SF: 0 SAC: 0 DP: 0 HBP: 0	WP: 0 PB: 0 SB: 0 CS: 0	PA: 37
<b>PITCHER</b> <b>Rick Wise, R</b> ERA: 2.45 (1,1)	IP: 9.0 WLS: W BF: 37 H: 8 R: 2 ER: 2 SO: 8 BB: 2 IBB: 0 HBP: 0 BLK: 0 WP: 0 HR: 0 S: 51 P: 59 ERA: 2.00 WHIP: 1.111															<b>PITCHER</b>						

San Francisco Giants @ Philadelphia Phillies  
 Connie Mack Stadium, Philadelphia, PA  
 Mon Jun 06 1966, 7:05 PM EDT  
 Att: 19,200 - Unknown

AB 35  
 R 2  
 H 8  
 RBI 2  
 BB 2  
 SO 8  
 LOB 12



Batter	1	2	3	4	5	6	7	8	9	AB	R	H	RBI	BB	SO	LOB	BOTTOM			
<b>Cookie Rojas, R</b> OBP: 0.324, SLG: 0.369 (1,4)	4-3				2B		E3		F8	5	2	2	0	0	0	2				
<b>Johnny Callison, L</b> OBP: 0.310, SLG: 0.349 (1,9)	K				2B		1B			4	1	2	2	0	1	1				
<b>Dick Allen, R</b> OBP: 0.431, SLG: 0.716 (1,7)	K				HR					4	1	3	2	0	1	0				
<b>Bill White, L</b> OBP: 0.325, SLG: 0.404 (1,3)					F6		F6			4	0	0	0	0	1	3				
<b>Tony Gonzalez, L</b> OBP: 0.301, SLG: 0.377 (1,8)					6-3		K		K	3	0	0	0	0	2	2				
<b>Dick Groat, R</b> OBP: 0.303, SLG: 0.342 (1,6)					6-3				4-3	4	1	1	0	0	0	3				
<b>Tony Taylor, R</b> OBP: 0.302, SLG: 0.430 (1,5)					HR		4-3			4	1	2	1	0	0	2				
<b>Clay Dalrymple, L</b> OBP: 0.344, SLG: 0.284 (1,2)					SH1-4		4-3		F7	3	0	1	1	1	0	1				
<b>Rick Wise, R</b> OBP: 0.303, SLG: 0.342 (1,6)					SH1-4		K		K	3	0	0	0	0	3	2				
<b>Inning Stats</b>	R: 0 E: 0 K: 2 S: 7	H: 0 LOB: 0 BB: 0 P: 7	R: 0 E: 0 K: 0 S: 3	H: 0 LOB: 0 BB: 0 P: 3	R: 1 E: 0 K: 0 S: 4	H: 1 LOB: 1 BB: 1 P: 8	R: 1 E: 0 K: 0 S: 4	H: 1 LOB: 1 BB: 0 P: 5	R: 2 E: 0 K: 2 S: 10	H: 3 LOB: 1 BB: 0 P: 10	R: 1 E: 0 K: 2 S: 9	H: 2 LOB: 1 BB: 0 P: 9	R: 1 E: 1 K: 1 S: 8	H: 3 LOB: 2 BB: 0 P: 8	R: 0 E: 0 K: 1 S: 6	H: 1 LOB: 1 BB: 0 P: 6	1B: 5 2B: 4 3B: 0 HR: 2	SF: 0 SAC: 1 DP: 0 HBP: 1	WP: 0 PB: 1 SB: 0 CS: 0	PA: 37
<b>PITCHER</b> <b>Bobby Bolin, R</b> ERA: 3.16 (5,1)	IP: 4.2 WLS: L BF: 21 H: 5 R: 4 ER: 4 SO: 3 BB: 1 IBB: 0 HBP: 0 BLK: 0 WP: 0 HR: 2 S: 25 P: 30 ERA: 7.71 WHIP: 1.286															<b>PITCHER</b>				
<b>Joe Gibbon, L</b> ERA: 2.2 (7,1)	1.1	6	2	1	1	3	0	0	0	0	0	12	12	6.75	1.500					
<b>Bob Shaw, R</b> ERA: 6.32 (7,1)	0.0	3	3	1	1	0	0	0	0	0	0	3	3	∞	∞					
<b>Bill Henry, L</b> ERA: 1.0 (7,1)	2.0	7	1	0	0	2	0	0	0	0	0	11	11	0.00	0.500					

San Francisco Giants @ Philadelphia Phillies  
 Connie Mack Stadium, Philadelphia, PA  
 Mon Jun 06 1966, 7:05 PM EDT  
 Att: 19,200 - Unknown

AB 34  
 R 6  
 H 11  
 RBI 6  
 BB 1  
 SO 8  
 LOB 16





Batter	1	2	3	4	5	6	7	8	9	AB	R	H	RBI	BB	SO	LOB	TOP			
<b>Tito Fuentes, S</b> OBP: 0.311, SLG: 0.376 (1, 4)										5	2	2	0	0	0	1				
<b>Len Gabrielson, L</b> OBP: 0.270, SLG: 0.299 (1, 7)										4	0	0	2	0	1	0				
<b>Willie Mays, R</b> OBP: 0.351, SLG: 0.556 (1, 8)										1	0	1	0	0	0	0				
<b>Jesus Alou, R</b> OBP: 0.248, SLG: 0.287 (1, PR) (1, 9)										4	2	3	1	0	0	0				
<b>Willie McCovey, L</b> OBP: 0.361, SLG: 0.550 (1, 3)										5	1	1	1	0	0	3				
<b>Jim Ray Hart, R</b> OBP: 0.396, SLG: 0.579 (1, 5)										4	0	1	1	0	1	2				
<b>Tom Haller, L</b> OBP: 0.298, SLG: 0.415 (1, 2)										4	2	2	2	0	0	2				
<b>Ollie Brown, R</b> OBP: 0.288, SLG: 0.265 (1, 9) (1, 8)										4	1	1	1	0	2	0				
<b>Hal Lanier, R</b> OBP: 0.236, SLG: 0.261 (1, 6)										4	0	0	1	0	1	0				
<b>Ray Sadecki, L</b> OBP: 0.333, SLG: 0.533 (2, 1) <b>Lindy McDaniel, R</b> OBP: 0.143, SLG: 0.143 (4, PH) <b>Don Mason, R</b> OBP: 0.271, SLG: 0.271 (4, 1) <b>Bob Priddy, R</b> OBP: 0.313, SLG: 0.309 (7, PH) <b>Don Landrum, L</b> OBP: 0.252, SLG: 0.185 (7, 1) <b>Frank Linzy, R</b> OBP: 0.225, SLG: 0.444 (8, 1) <b>Bob Shaw, R</b> OBP: 0.362, SLG: 0.454 (9, PH)										1	0	1	0	0	0	0				
<b>Inning Stats</b>	R: 2 E: 1 K: 0 S: 6	H: 3 LOB: 2 BB: 0 P: 6	R: 0 E: 0 K: 1 S: 6	H: 1 LOB: 0 BB: 0 P: 6	R: 0 E: 1 K: 0 S: 4	H: 1 LOB: 1 BB: 0 P: 4	R: 2 E: 1 K: 0 S: 5	H: 2 LOB: 0 BB: 0 P: 5	R: 0 E: 0 K: 0 S: 3	H: 0 LOB: 0 BB: 0 P: 3	R: 0 E: 0 K: 0 S: 3	H: 0 LOB: 0 BB: 0 P: 3	R: 3 E: 0 K: 2 S: 10	H: 3 LOB: 0 BB: 0 P: 10	R: 2 E: 0 K: 1 S: 7	H: 2 LOB: 1 BB: 1 P: 11	1B: 5 2B: 3 3B: 1 HR: 1	SF: 1 SAC: 0 DP: 0 HBP: 0	WP: 0 PB: 0 SB: 0 CS: 0	PA: 40
<b>PITCHER</b>	IP WLS BF H R ER SO BB IBB HBP BLK WP HR S P ERA WHIP																			
<b>Dave Giusti, R</b> ERA: 2.7	(1, 1)	7.2	W	33	10	7	6	3	0	0	0	0	0	0	1	39	39	7.04	1.304	
<b>Claude Raymond, R</b> ERA: 1.73	(8, 1)	1.1	S	7	2	2	2	2	1	0	0	0	0	0	0	10	14	13.50	2.250	

San Francisco Giants @ Houston Astros  
Astrodome, Houston, TX  
Tue Jun 07 1966, 8:05 PM EDT  
Att: 28,467 - Unknown

AB 38  
R 9  
H 12  
RBI 9  
BB 1  
SO 5  
LOB 8



Batter	1	2	3	4	5	6	7	8	9	AB	R	H	RBI	BB	SO	LOB	BOTTOM			
<b>Joe Morgan, L</b> OBP: 0.455, SLG: 0.450 (1, 4)										4	0	2	1	1	0	0				
<b>Sonny Jackson, L</b> OBP: 0.319, SLG: 0.308 (1, 6)										5	1	3	1	0	0	2				
<b>Jimmy Wynn, R</b> OBP: 0.312, SLG: 0.452 (1, 8)										5	1	0	0	0	0	5				
<b>Dave Nicholson, R</b> OBP: 0.458, SLG: 0.533 (1, 9)										5	2	3	0	0	2	0				
<b>Felix Mantilla, R</b> OBP: 0.259, SLG: 0.309 (7, PH) <b>Jim Gentile, L</b> OBP: 0.353, SLG: 0.466 (8, 3)										2	1	0	0	1	0	1				
<b>Rusty Staub, L</b> OBP: 0.312, SLG: 0.407 (1, 7)										5	2	2	1	0	0	3				
<b>John Bateman, R</b> OBP: 0.333, SLG: 0.500 (1, 2)										5	0	3	3	0	1	3				
<b>Bob Aspromonte, R</b> OBP: 0.250, SLG: 0.262 (1, 5)										4	1	1	1	1	1	2				
<b>Dave Giusti, R</b> OBP: 0.200, SLG: 0.240 <b>Claude Raymond, R</b> ERA: 1.73	(1, 1) (8, 1)									4	0	0	0	0	3	5				
<b>Inning Stats</b>	R: 2 E: 1 K: 0 S: 6	H: 2 LOB: 1 BB: 0 P: 6	R: 0 E: 0 K: 2 S: 10	H: 3 LOB: 3 BB: 0 P: 10	R: 4 E: 2 K: 1 S: 9	H: 3 LOB: 2 BB: 2 P: 17	R: 0 E: 0 K: 1 S: 5	H: 0 LOB: 0 BB: 0 P: 5	R: 0 E: 0 K: 2 S: 7	H: 0 LOB: 0 BB: 0 P: 7	R: 0 E: 0 K: 0 S: 3	H: 0 LOB: 0 BB: 0 P: 3	R: 3 E: 0 K: 0 S: 8	H: 5 LOB: 2 BB: 0 P: 8	R: 1 E: 0 K: 1 S: 8	H: 3 LOB: 3 BB: 1 P: 12	1B: 13 2B: 3 3B: 0 HR: 0	SF: 0 SAC: 0 DP: 0 HBP: 0	WP: 2 PB: 0 SB: 0 CS: 0	PA: 45
<b>PITCHER</b>	IP WLS BF H R ER SO BB IBB HBP BLK WP HR S P ERA WHIP																			
<b>Ray Sadecki, L</b> ERA: 4.53	(1, 1)	1.2		11	5	2	1	2	0	0	0	0	0	1	0	10	18	6.75	3.750	
<b>Lindy McDaniel, R</b> ERA: 4.19	(2, 1)	1.1	L	10	3	4	1	1	2	0	0	0	0	0	0	15	15	0.00	0.000	
<b>Bob Priddy, R</b> ERA: 1.32	(4, 1)	3.0		9	0	0	0	3	0	0	0	0	0	0	0	15	15	0.00	0.000	
<b>Frank Linzy, R</b> ERA: 2.8	(7, 1)	1.2		13	8	4	4	1	0	0	0	0	0	0	0	15	15	21.60	4.800	
<b>Bob Shaw, R</b> ERA: 6.25	(8, 1)	0.1		2	0	0	0	0	0	1	0	0	0	0	0	5	0.00	0.000		

San Francisco Giants @ Houston Astros  
Astrodome, Houston, TX  
Tue Jun 07 1966, 8:05 PM EDT  
Att: 28,467 - Unknown

AB 42  
R 10  
H 16  
RBI 7  
BB 3  
SO 7  
LOB 24





Batter	1	2	3	4	5	6	7	8	9	AB	R	H	RBI	BB	SO	LOB	TOP						
<b>Tito Fuentes, S</b> (1,4) OBP: 0.309, SLG: 0.369	4-0 BB BB		0-0 E1 1-3 2B		0-0 5-3		0-0 6-3			3	1	0	0	1	0	0	<b>San Francisco Giants @ Houston Astros</b> Astrodome, Houston, TX Wed Jun 08 1966, 8:05 PM EDT Att: 42,925 - Unknown						
<b>Jim Davenport, R</b> (1,6) OBP: 0.336, SLG: 0.402	4-0 WP BB 1-2		0-0 1-3		0-3 K		0-0 6-3			3	0	0	0	1	1	1							
<b>Willie Mays, R</b> (1,8) OBP: 0.354, SLG: 0.557	0-0 F7		0-0 2H 2B		0-0 F9		4-0 G4-6-3 BB			3	0	1	1	1	0	1							
<b>Jim Ray Hart, R</b> (1,5) OBP: 0.389, SLG: 0.567	0-3 K 1-2		0-3 K		0-0 F8		0-0 G4-6-3 BB 1-2			4	0	0	0	0	2	3							
<b>Cap Peterson, R</b> (1,7) OBP: 0.323, SLG: 0.293		0-0 1B		4-0 1B BB		0-0 1B		0-0 FC6-4 1B		3	0	3	0	1	0	0							
<b>Willie McCovey, L</b> (1,3) OBP: 0.358, SLG: 0.542	0-3 K		0-3 K		0-0 K		0-0 G6-4-3 1B		0-0 F8	4	0	1	0	0	2	3							
<b>Ollie Brown, R</b> (1,9) OBP: 0.287, SLG: 0.265	0-3 K		0-0 K		0-0 K		0-0 G6-4-3 1B 1-2		0-3 K	4	0	1	0	0	2	4							
<b>Bob Barton, R</b> (1,2) OBP: 0.204, SLG: 0.200	0-0 F8		0-0 F8		0-0 F8		0-0 4-3		0-0 FC6-4 1-2	4	0	0	0	0	0	4							
<b>Juan Marichal, R</b> (1,1) OBP: 0.295, SLG: 0.364			0-0 F8		0-0 F7		0-0 6-3			3	0	0	0	0	0	2							
<b>Bill Henry, L</b> (7,1) <b>Lindy McDaniel, R</b> (7,1) OBP: 0.143, SLG: 0.143										0	0	0	0	0	0	0							
<b>Inning Stats</b>	R: 0 E: 0 K: 1 S: 4	H: 0 LOB: 1 BB: 2 P: 12	R: 0 E: 0 K: 2 S: 8	H: 1 LOB: 1 BB: 0 P: 8	R: 1 E: 1 K: 1 S: 7	H: 1 LOB: 1 BB: 0 P: 7	R: 0 E: 0 K: 1 S: 6	H: 1 LOB: 2 BB: 1 P: 10	R: 0 E: 0 K: 0 S: 5	H: 2 LOB: 1 BB: 0 P: 4	R: 0 E: 0 K: 0 S: 3	H: 0 LOB: 0 BB: 0 P: 3	R: 0 E: 0 K: 0 S: 2	H: 0 LOB: 0 BB: 1 P: 6	R: 0 E: 0 K: 1 S: 6	H: 1 LOB: 1 BB: 0 P: 6	1B: 5 2B: 1 3B: 0 HR: 0	SF: 0 SAC: 0 DP: 2 HBP: 0	WP: 1 PB: 0 SB: 0 CS: 0	PA: 35			
<b>PITCHER</b> <b>Mike Cuellar, L</b> (1,1) ERA: 1.01	IP: 9.0 WLS: W BF: 35 H: 6 R: 1 ER: 0 SO: 7 BB: 4 IBB: 0 HBP: 0 BLK: 0 WP: 1 HR: 0 S: 45 P: 61 ERA: 0.00 WHIP: 1.111											<b>PITCHER</b>	IP: 9.0 WLS: W BF: 35 H: 6 R: 1 ER: 0 SO: 7 BB: 4 IBB: 0 HBP: 0 BLK: 0 WP: 1 HR: 0 S: 45 P: 61 ERA: 0.00 WHIP: 1.111										

Batter	1	2	3	4	5	6	7	8	9	AB	R	H	RBI	BB	SO	LOB	BOTTOM						
<b>Joe Morgan, L</b> (1,4) OBP: 0.454, SLG: 0.446	0-0 G3		4-0 BB		0-0 4-3		0-0 6-3		0-0 FC6-4 1B	4	0	1	0	1	0	4	<b>San Francisco Giants @ Houston Astros</b> Astrodome, Houston, TX Wed Jun 08 1966, 8:05 PM EDT Att: 42,925 - Unknown						
<b>Sonny Jackson, L</b> (1,6) OBP: 0.321, SLG: 0.311	0-0 G3		0-0 F5		0-0 HBP 1B 1B		0-0 BB 4-3 1B		0-0 FC6-4 S 1-2	5	2	2	0	0	0	2							
<b>Jimmy Wynn, R</b> (1,8) OBP: 0.314, SLG: 0.451	0-3 K		0-0 5-3		0-0 1B HBP 1B		0-0 4-3 BB SF8 1B		0-0 F7 1-2	5	2	2	0	0	1	1							
<b>Jim Gentile, L</b> (1,3) OBP: 0.363, SLG: 0.466		0-0 FC1-6 1B		0-0 F9		1-0 1B 1B HBP 1B		4-0 4-3 BB		2	1	1	0	1	0	0							
<b>Rusty Staub, L</b> (1,9) OBP: 0.311, SLG: 0.403 (8,7)		0-0 FC1-6 FC4-6 1-2		0-3 K		0-0 1B 1B		0-0 4-3		4	1	1	2	0	1	3							
<b>Lee Maye, L</b> (1,7) OBP: 0.265, SLG: 0.404 <b>Dave Nicholson, R</b> (7,PH) OBP: 0.462, SLG: 0.533 (8,9)		0-0 FC4-6 1-2		0-0 BB 1B		0-0 1B 1B		0-0 1B 1B IBB		3	0	2	1	0	0	1							
<b>Felix Mantilla, R</b> (1,5) OBP: 0.252, SLG: 0.298 <b>Bob Aspromonte, R</b> (7,5) OBP: 0.249, SLG: 0.262		0-3 K		0-0 5-3		0-0 K BB		0-0 SF8		2	0	0	0	1	2	4							
<b>John Bateman, R</b> (1,2) OBP: 0.331, SLG: 0.494			0-0 5-3		0-3 K		0-0 K		0-0 F6	4	0	1	2	0	1	4							
<b>Mike Cuellar, L</b> (1,1) OBP: 0.087, SLG: 0.087			0-3 K		0-3 K		0-0 F8		0-0 2-3	4	0	0	0	0	2	4							
<b>Inning Stats</b>	R: 0 E: 0 K: 1 S: 5	H: 0 LOB: 0 BB: 0 P: 5	R: 0 E: 0 K: 1 S: 6	H: 1 LOB: 0 BB: 0 P: 6	R: 0 E: 0 K: 1 S: 5	H: 0 LOB: 0 BB: 1 P: 9	R: 0 E: 0 K: 1 S: 5	H: 0 LOB: 0 BB: 0 P: 5	R: 0 E: 0 K: 2 S: 8	H: 1 LOB: 2 BB: 1 P: 12	R: 4 E: 0 K: 1 S: 10	H: 5 LOB: 0 BB: 0 P: 11	R: 2 E: 0 K: 0 S: 5	H: 2 LOB: 2 BB: 2 P: 13	R: 0 E: 0 K: 0 S: 4	H: 1 LOB: 1 BB: 0 P: 4		1B: 10 2B: 0 3B: 0 HR: 0	SF: 1 SAC: 0 DP: 0 HBP: 1	WP: 0 PB: 0 SB: 1 CS: 0	PA: 39		
<b>PITCHER</b> <b>Juan Marichal, R</b> (1,1) ERA: 1.7 <b>Bill Henry, L</b> (7,1) ERA: 0.96 <b>Lindy McDaniel, R</b> (7,1) ERA: 4.02	IP: 6.0 WLS: L BF: 30 H: 9 R: 6 ER: 6 SO: 7 BB: 2 IBB: 0 HBP: 1 BLK: 0 WP: 0 HR: 0 S: 41 P: 50 ERA: 9.00 WHIP: 1.833											<b>PITCHER</b>	IP: 6.0 WLS: L BF: 30 H: 9 R: 6 ER: 6 SO: 7 BB: 2 IBB: 0 HBP: 1 BLK: 0 WP: 0 HR: 0 S: 41 P: 50 ERA: 9.00 WHIP: 1.833										





Batter	1	2	3	4	5	6	7	8	9	10	11	AB	R	H	RBI	BB	SO	LOB	TOP				
Tito Fuentes, S OBP: 0.312, SLG: 0.376 (1, 4)	F6			F6	K			F9 2B		FC1-6 1B		5	0	2	0	0	1	2					
Len Gabrielson, L OBP: 0.267, SLG: 0.304 (1, 7)	K			2B			F9	K		FC1-6 1-2 2-3		5	0	1	0	0	2	3					
Willie Mays, R OBP: 0.546, SLG: 0.543 (1, 8)	6-3			F8			K	F9		G5-3 3-H		5	0	0	0	0	1	4					
Willie McCovey, L OBP: 0.360, SLG: 0.538 (1, 3)		F8		K				F8			SH2-3 2B 1B	5	1	2	0	0	1	2					
Jim Ray Hart, R OBP: 0.387, SLG: 0.561 (1, 5)	6-3				S 1B			FC6-4 1-2			SH2-3 1-2	4	1	1	0	0	1	1					
Tom Haller, L OBP: 0.301, SLG: 0.407 (1, 2)	G1				1B 1-2 BB			F7		F7	2B IBB	3	1	0	0	2	0	0					
Jim Davenport, R OBP: 0.342, SLG: 0.411 (1, 6)				F8	K			F6			1B	5	0	2	2	0	1	2					
Ollie Brown, R OBP: 0.284, SLG: 0.258 (1, 9)				F9	F7			K		F8	1-H 2-H	4	0	0	0	1	1	4					
Ron Herbel, R OBP: 0.133, SLG: 0.071 Jesus Alou, R OBP: 0.246, SLG: 0.285 Don Mason, L OBP: 0.077, SLG: 0.077 Bill Henry, L OBP: 0.107, SLG: 0.111 (1, 1)	4-3							K		E3 FC1-6 G5-3 1B	F6	3	0	1	1	0	1	1					
<b>Inning Stats</b>	R: 0 E: 0 K: 1 S: 5	H: 0 LOB: 0 BB: 0 P: 5	R: 0 E: 0 K: 0 S: 3	H: 0 LOB: 0 BB: 0 P: 3	R: 0 E: 0 K: 0 S: 3	H: 0 LOB: 0 BB: 0 P: 3	R: 0 E: 0 K: 1 S: 6	H: 1 LOB: 1 BB: 0 P: 6	R: 1 E: 0 K: 2 S: 9	H: 2 LOB: 2 BB: 1 P: 13	R: 0 E: 0 K: 1 S: 6	H: 1 LOB: 1 BB: 0 P: 6	R: 0 E: 0 K: 2 S: 8	H: 1 LOB: 1 BB: 0 P: 8	R: 0 E: 1 K: 0 S: 4	H: 1 LOB: 1 BB: 0 P: 4	R: 2 E: 0 K: 0 S: 5	H: 2 LOB: 1 BB: 1 P: 9	1B: 6 2B: 3 3B: 0 HR: 0	SF: 0 SAC: 1 DP: 1 HBP: 0	WP: 0 PB: 0 SB: 1 CS: 0	PA: 45	
<b>PITCHER</b>	IP 8.0	WLS 31	BF 31	H 5	R 1	ER 1	SO 7	BB 2	IBB 0	HBP 0	BLK 0	WP 0	HR 0	S 43	P 51	ERA 1.12	WHIP 0.875						
Larry Dierker, R ERA: 3.68 Claude Raymond, R ERA: 1.64 Jim Owens, R ERA: 3.55 (1, 1)	2.0	8	2	0	0	2	0	0	0	0	0	0	0	12	12	0.00	1.000						
(1, 1)	1.0	L	6	2	2	2	0	0	1	0	0	0	0	5	9	18.00	2.000						

San Francisco Giants @ Houston Astros  
Astrodome, Houston, TX  
Thu Jun 09 1966, 8:05 PM EDT  
Att: 25,901 - Unknown

AB 41  
R 3  
H 9  
RBI 3  
BB 3  
SO 9  
LOB 20



Batter	1	2	3	4	5	6	7	8	9	10	11	AB	R	H	RBI	BB	SO	LOB	BOTTOM				
Joe Morgan, L OBP: 0.450, SLG: 0.442 (1, 4)	4-3				F3			F8		SH1-4 1-2		4	0	1	0	0	0	0					
Sonny Jackson, L OBP: 0.323, SLG: 0.313 (1, 6)	FC1-4 1B			FC1-5 1B	4-3			F8		K		5	0	2	0	0	1	1					
Jimmy Wynn, R OBP: 0.516, SLG: 0.444 (1, 8)	FC1-4 1B 1-2			FC1-5 1-2 2-3			F3	CS BB		FC5-4 IBB		3	1	0	0	2	0	3					
Jim Gentile, L OBP: 0.366, SLG: 0.467 Bob Lillis, R OBP: 0.211, SLG: 0.063 (9, PR)	1B			K				CS		SH1-4 1B	FC5-4 1-2	4	0	2	0	0	2	2					
Rusty Staub, L OBP: 0.310, SLG: 0.400 (1, 9)	FC6-4 1-2 3-H			F8			G3			SH1-4 1-2		4	0	1	1	0	0	2					
Les Maye, L OBP: 0.273, SLG: 0.402 Dave Nicholson, R OBP: 0.459, SLG: 0.528 (1, 7)	FC6-4 1-2			F7				1B 1B		IBB		3	0	1	0	1	0	2					
Felix Mantilla, R OBP: 0.250, SLG: 0.283 Bob Aspromonte, R OBP: 0.246, SLG: 0.259 (8, 5)		F2		6-3				K		F8		3	0	0	0	0	1	1					
John Bateman, R OBP: 0.330, SLG: 0.488 (1, 2)					K							4	0	1	0	0	2	2					
Larry Dierker, R OBP: 0.193, SLG: 0.280 Claude Raymond, R OBP: 0.400, SLG: 0.348 Ron Brand, R OBP: 0.400, SLG: 0.348 Jim Owens, R OBP: 0.107, SLG: 0.111 (1, 1)	4-3				1-3			G5-4-3 1B		SH1-4 1B		3	0	0	0	0	0	2					
<b>Inning Stats</b>	R: 1 E: 0 K: 0 S: 6	H: 3 LOB: 2 BB: 0 P: 6	R: 0 E: 0 K: 0 S: 3	H: 0 LOB: 0 BB: 0 P: 3	R: 0 E: 0 K: 1 S: 7	H: 2 LOB: 2 BB: 0 P: 7	R: 0 E: 0 K: 1 S: 5	H: 0 LOB: 0 BB: 0 P: 5	R: 0 E: 0 K: 0 S: 2	H: 1 LOB: 2 BB: 1 P: 10	R: 0 E: 0 K: 1 S: 6	H: 1 LOB: 2 BB: 1 P: 10	R: 0 E: 0 K: 1 S: 6	H: 1 LOB: 2 BB: 1 P: 10	R: 0 E: 0 K: 1 S: 5	H: 0 LOB: 0 BB: 0 P: 5	1B: 9 2B: 0 3B: 0 HR: 0	SF: 0 SAC: 2 DP: 1 HBP: 0	WP: 0 PB: 0 SB: 0 CS: 1	PA: 44			
<b>PITCHER</b>	IP 9.0	WLS 8	BF 35	H 8	R 1	ER 1	SO 5	BB 1	IBB 1	HBP 0	BLK 0	WP 0	HR 0	S 43	P 51	ERA 1.00	WHIP 0.500						
Ron Herbel, R ERA: 3.83 Bill Henry, L ERA: 0.79 (1, 1)	2.0	W	8	1	0	0	2	0	1	0	0	0	0	11	15	0.00	0.500						

San Francisco Giants @ Houston Astros  
Astrodome, Houston, TX  
Thu Jun 09 1966, 8:05 PM EDT  
Att: 25,901 - Unknown

AB 38  
R 1  
H 9  
RBI 1  
BB 3  
SO 7  
LOB 19









Batter	1	2	3	4	5	6	7	8	9	AB	R	H	RBI	BB	SO	LOB	TOP								
<b>Maury Wills, S</b> OBP: 0.338, SLG: 0.351 (1, 6)	0-0 6-3		0-0 G5-3 1B		0-0 1-3 1B		0-0 1-H 3-H 2B		0-0 SH3-4 1-2	4	0	3	2	0	0	0	<b>Los Angeles Dodgers @ San Francisco Giants</b> Candlestick Park, San Francisco, CA Sat Jun 11 1966, 6:33 AM EDT Att: 41,280 - Unknown  <b>livebaseballscorecards.com</b>								
<b>Wes Parker, S</b> OBP: 0.343, SLG: 0.436 (1, 3)	0-0 F8		4-0 1-2 BB		0-0 1-3 1-2		0-0 6-3 2-3		0-0 F9	4	0	0	0	1	0	3									
<b>Willie Davis, L</b> OBP: 0.303, SLG: 0.376 (1, 8)	0-0 1B 1B		0-0 F3		0-0 F8		0-0 1-3		0-0 1B 2-H 1B	5	1	2	1	0	0	4									
<b>Tommy Davis, R</b> OBP: 0.319, SLG: 0.393 (1, 7)	0-0 1-2 1B		0-0 G5-3 2-3f		0-3 K		0-3 K		0-0 1B 1-3 1B	5	0	2	0	0	2	2									
<b>Lou Johnson, R</b> OBP: 0.337, SLG: 0.466 (1, 9)	0-0 F6		0-0 5-3		0-0 F6		0-0 5-3 1B		0-0 1-2 3-H 1B	5	0	2	1	0	0	2									
<b>Jim Lefebvre, S</b> OBP: 0.348, SLG: 0.500 (1, 4)		0-0 G3		0-3 K		0-0 3-1		0-0 5-3 1-2	0-0 6-3	5	0	0	0	0	1	3									
<b>John Roseboro, L</b> OBP: 0.343, SLG: 0.425 (1, 2)		0-0 F8		4-0 BB			4-0 1B 2B BB			1	1	0	0	3	0	0									
<b>John Kennedy, R</b> OBP: 0.324, SLG: 0.357 (7, PH) <b>Wes Covington, L</b> OBP: 0.308, SLG: 0.358 (7, 1) <b>Ron Perranoski, R</b> OBP: 0.330, SLG: 0.587 (8, PH) <b>Al Ferrara, R</b> OBP: 0.320, SLG: 0.523 (8, 1) <b>Phil Regan, R</b> OBP: 0.283, SLG: 0.383 (8, 1) <b>Jim Brewer, L</b> (8, 1)		0-0 1B		0-0 F7			0-3 K		0-0 6-3	2	0	1	0	0	0	1									
<b>Claude Osteen, L</b> OBP: 0.229, SLG: 0.382 (7, PH) <b>Jim Gilliam, S</b> OBP: 0.245, SLG: 0.222 (7, 5)		0-3 K		0-0 6-3			0-0 1-3 2B 1B		4-0 SH3-4 1B BB	2	0	0	0	0	1	1									
<b>Inning Stats</b>	R: 0 E: 0 K: 0 S: 5	H: 2 LOB: 2 BB: 0 P: 5	R: 0 E: 0 K: 1 S: 6	H: 1 LOB: 1 BB: 0 P: 6	R: 0 E: 1 K: 0 S: 3	H: 1 LOB: 1 BB: 1 P: 7	R: 0 E: 0 K: 1 S: 5	H: 0 LOB: 0 BB: 0 P: 9	R: 0 E: 0 K: 0 S: 4	H: 1 LOB: 1 BB: 0 P: 4	R: 0 E: 0 K: 1 S: 5	H: 0 LOB: 0 BB: 0 P: 5	R: 2 E: 0 K: 1 S: 7	H: 2 LOB: 1 BB: 1 P: 11	R: 0 E: 0 K: 1 S: 6	H: 1 LOB: 2 BB: 1 P: 10		R: 2 E: 0 K: 0 S: 6	H: 3 LOB: 2 BB: 1 P: 10	1B: 10 2B: 1 3B: 0 HR: 0	SF: 0 SAC: 1 DP: 1 HBP: 0	WP: 0 PB: 0 SB: 1 CS: 0	PA: 42		
<b>PITCHER</b>	IP	WLS	BF	H	R	ER	SO	BB	IBB	HBP	BLK	WP	HR	S	P	ERA	WHIP								
<b>Bobby Bolin, R</b> ERA: 3.14 <b>Bill Henry, L</b> ERA: 0.75 <b>Frank Linzy, R</b> ERA: 3.09	(1, 1)	6.1	27	6	2	2	4	3	0	0	0	0	0	32	44	2.84	1.421								
	(7, 1)	0.2	3	1	0	0	0	0	0	0	0	0	0	3	3	0.00	1.500								
	(8, 1)	2.0	L	12	4	2	2	1	1	1	0	0	0	12	20	9.00	2.500								

Batter	1	2	3	4	5	6	7	8	9	AB	R	H	RBI	BB	SO	LOB	BOTTOM								
<b>Tito Fuentes, S</b> OBP: 0.303, SLG: 0.364 (1, 4)	0-0 6-3		0-0 1B 2-H 1B		0-0 6-3		0-0 F5			4	0	1	1	0	0	0	<b>Los Angeles Dodgers @ San Francisco Giants</b> Candlestick Park, San Francisco, CA Sat Jun 11 1966, 6:33 AM EDT Att: 41,280 - Unknown  <b>livebaseballscorecards.com</b>								
<b>Jim Davenport, R</b> OBP: 0.352, SLG: 0.412 <b>Hal Lanier, R</b> OBP: 0.236, SLG: 0.261 (1, 6) (9, 6)	0-0 F7		0-0 2-3 1B		0-0 BB 1B		0-0 F4		0-0 F4	4	0	2	0	0	0	0									
<b>Willie Mays, R</b> OBP: 0.347, SLG: 0.531 (1, 8)	0-0 F6		0-3 K		4-0 G5-4-3 BB		0-0 F7		0-0 F7	3	0	0	0	1	1	2									
<b>Jim Ray Hart, R</b> OBP: 0.382, SLG: 0.563 (1, 5)		0-0 HR	0-3 K		0-0 G5-4-3 1-2f		0-0 F5		0-0 F5	4	1	1	1	0	1	4									
<b>Cap Peterson, R</b> OBP: 0.306, SLG: 0.277 <b>Don Landrum, L</b> OBP: 0.236, SLG: 0.197 (1, 7) (7, 7)	0-0 6-3		0-0 SH1-4 1B		0-0 5-3		0-0 5-3		0-0 E 1B	3	0	1	0	0	0	0									
<b>Willie McCovey, L</b> OBP: 0.357, SLG: 0.524 (1, 3)	0-0 5-3		0-0 SH1-4 1B		4-0 CS BB		0-0 E8		0-0 E8	3	0	1	0	1	0	1									
<b>Ollie Brown, R</b> OBP: 0.280, SLG: 0.255 (1, 9)	0-0 F4		0-0 SH1-4		0-0 F3		0-0 F3		0-0 F8	3	0	0	0	0	0	3									
<b>Bob Barton, R</b> OBP: 0.217, SLG: 0.200 (1, 2)			0-0 SH3-4 1B		4-0 G4-6-3 IBB		0-0 6-3		0-0 F8	3	1	1	0	1	0	2									
<b>Bobby Bolin, R</b> OBP: 0.200, SLG: 0.154 <b>Bill Henry, L</b> <b>Jesus Alou, R</b> OBP: 0.242, SLG: 0.280 <b>Frank Linzy, R</b> OBP: 0.222, SLG: 0.444 <b>Ozzie Virgil, R</b> (9, PH)			0-0 SH3-4		0-0 G4-6-3		0-0 F9		0-3 K	1	0	0	0	0	0	3									
<b>Inning Stats</b>	R: 0 E: 0 K: 0 S: 3	H: 0 LOB: 0 BB: 0 P: 3	R: 1 E: 0 K: 0 S: 4	H: 1 LOB: 0 BB: 0 P: 4	R: 1 E: 0 K: 2 S: 10	H: 3 LOB: 2 BB: 0 P: 10	R: 0 E: 0 K: 0 S: 4	H: 2 LOB: 2 BB: 1 P: 8	R: 0 E: 0 K: 0 S: 3	H: 1 LOB: 1 BB: 1 P: 7	R: 0 E: 0 K: 0 S: 2	H: 0 LOB: 0 BB: 1 P: 6	R: 0 E: 0 K: 0 S: 3	H: 0 LOB: 0 BB: 0 P: 3	R: 0 E: 1 K: 1 S: 7	H: 1 LOB: 2 BB: 0 P: 7		R: 0 E: 0 K: 0 S: 3	H: 0 LOB: 0 BB: 0 P: 3	1B: 7 2B: 0 3B: 0 HR: 1	SF: 0 SAC: 2 DP: 2 HBP: 0	WP: 0 PB: 0 SB: 0 CS: 1	PA: 36		
<b>PITCHER</b>	IP	WLS	BF	H	R	ER	SO	BB	IBB	HBP	BLK	WP	HR	S	P	ERA	WHIP								
<b>Claude Osteen, L</b> ERA: 2.36 <b>Ron Perranoski, L</b> ERA: 2.09 <b>Phil Regan, R</b> ERA: 1.43 <b>Jim Brewer, L</b> ERA:	(1, 1)	6.0	25	7	2	2	2	2	1	0	0	0	0	26	38	3.00	1.500								
	(7, 1)	1.0	3	0	0	0	0	0	0	0	0	0	0	3	3	0.00	0.000								
	(8, 1)	1.0	W	4	1	0	0	0	0	0	0	0	0	4	4	0.00	1.000								
	(9, 1)	1.0	S	4	0	0	0	1	0	0	0	0	0	6	6	0.00	0.000								

AB	36
R	4
H	11
RBI	4
BB	5
SO	5
LOB	19





Batter	1	2	3	4	5	6	7	8	9	AB	R	H	RBI	BB	SO	LOB	TOP			
Maury Wills, S OBP: 0.336, SLG: 0.349	F6		6-3		F8			1B		4	0	1	0	0	0	1	Los Angeles Dodgers @ San Francisco Giants Candlestick Park, San Francisco, CA Sun Jun 12 1966, 6:33 AM EDT Att: 42,402 - Unknown			
Jim Gilliam, S OBP: 0.235, SLG: 0.213	3-1		F8			K		F9		4	0	0	0	0	1					
Willie Davis, L OBP: 0.297, SLG: 0.368	G3		1-3			3-1		F6		4	0	0	0	0	0					
Tommy Davis, R OBP: 0.305, SLG: 0.376		K		6-3		F4			6-3	4	0	0	0	0	1					
Lou Johnson, R OBP: 0.341, SLG: 0.482		1B HBP		F8			F7		HR	3	1	1	1	0	0					
Jim Lefebvre, S OBP: 0.352, SLG: 0.516		BB 1B		F6			HR		K	4	1	2	1	0	1					
John Roseboro, L OBP: 0.333, SLG: 0.412			K		L1		G3		K	4	0	0	0	0	2					
Wes Parker, S OBP: 0.343, SLG: 0.431		FC6-4 BB		F2			F5			2	0	0	0	1	0					
Don Drysdale, R OBP: 0.243, SLG: 0.343										1	0	0	0	1	0					
Nick Willhite, L OBP: 0.301, SLG: 0.273										0	0	0	0	0	0					
Bob Miller, R OBP: 0.289, SLG: 0.289										0	0	0	0	0	0					
Wes Covington, L OBP: 0.100, SLG: 0.053										1	0	0	0	0	1					
Ron Perranoski, L OBP: 0.333, SLG: 0.667										0	0	0	0	0	0					
<b>Inning Stats</b>	R: 0 E: 0 K: 0 S: 3	H: 0 LOB: 0 BB: 0 P: 3	R: 0 E: 0 K: 2 S: 8	H: 1 LOB: 3 BB: 1 P: 13	R: 0 E: 0 K: 0 S: 3	H: 0 LOB: 0 BB: 0 P: 3	R: 0 E: 0 K: 0 S: 3	H: 0 LOB: 1 BB: 1 P: 7	R: 0 E: 0 K: 1 S: 5	H: 0 LOB: 0 BB: 0 P: 5	R: 1 E: 0 K: 0 S: 4	H: 1 LOB: 0 BB: 0 P: 4	R: 0 E: 0 K: 1 S: 6	H: 1 LOB: 1 BB: 0 P: 6	R: 1 E: 0 K: 2 S: 8	H: 1 LOB: 0 BB: 0 P: 8	1B: 2 2B: 0 3B: 0 HR: 2	SF: 0 SAC: 0 DP: 0 HBP: 1	WP: 0 PB: 0 SB: 0 CS: 0	PA: 34
<b>PITCHER</b> Juan Marichal, R ERA: 1.73	IP: 9.0 WLS: W BF: 34 H: 4 R: 2 ER: 2 SO: 6 BB: 2 IBB: 0 HBP: 1 BLK: 0 WP: 0 HR: 2 S: 43 P: 52 ERA: 2.00 WHIP: 0.667																			

Batter	1	2	3	4	5	6	7	8	9	AB	R	H	RBI	BB	SO	LOB	BOTTOM			
Tito Fuentes, S OBP: 0.308, SLG: 0.367	6-3		K			1B WP		E 1B		4	2	2	0	0	1	0	Los Angeles Dodgers @ San Francisco Giants Candlestick Park, San Francisco, CA Sun Jun 12 1966, 6:33 AM EDT Att: 42,402 - Unknown			
Len Gabrielson, L OBP: 0.278, SLG: 0.316	E4					WP 1B		E1 FC5-2		3	0	2	0	0	0	0				
Cap Peterson, R OBP: 0.301, SLG: 0.273										1	0	0	0	0	0	0				
Don Landrum, L OBP: 0.236, SLG: 0.197										0	0	0	0	0	0	0				
Willie Mays, R OBP: 0.341, SLG: 0.520	F4					P3		FC5-2		4	0	0	0	0	1	5				
Willie McCovey, L OBP: 0.354, SLG: 0.515	F8							K		3	0	0	0	1	1	3				
Jim Ray Hart, R OBP: 0.378, SLG: 0.556			F8		K2-3			G5-4-3 BB		3	0	0	0	0	1	3				
Tom Haller, L OBP: 0.301, SLG: 0.424										3	1	1	1	0	1	0				
Ollie Brown, R OBP: 0.275, SLG: 0.250										3	0	0	0	0	0	0				
Hal Lanier, R OBP: 0.238, SLG: 0.263										3	0	1	0	0	0	0				
Juan Marichal, R OBP: 0.277, SLG: 0.340										3	0	0	0	0	0	1				
<b>Inning Stats</b>	R: 0 E: 1 K: 0 S: 4	H: 0 LOB: 1 BB: 0 P: 4	R: 0 E: 0 K: 1 S: 5	H: 0 LOB: 0 BB: 0 P: 5	R: 0 E: 0 K: 2 S: 8	H: 1 LOB: 0 BB: 0 P: 8	R: 1 E: 0 K: 0 S: 4	H: 2 LOB: 0 BB: 0 P: 4	R: 1 E: 0 K: 0 S: 4	H: 2 LOB: 1 BB: 1 P: 8	R: 0 E: 0 K: 0 S: 3	H: 0 LOB: 0 BB: 0 P: 3	R: 1 E: 1 K: 1 S: 7	H: 1 LOB: 1 BB: 0 P: 7	R: 1 E: 0 K: 1 S: 8	H: 1 LOB: 1 BB: 0 P: 7	1B: 5 2B: 0 3B: 0 HR: 1	SF: 0 SAC: 0 DP: 2 HBP: 0	WP: 1 PB: 0 SB: 0 CS: 0	PA: 31
<b>PITCHER</b> Don Drysdale, R ERA: 4.36	IP: 5.1 WLS: L BF: 21 H: 5 R: 2 ER: 2 SO: 4 BB: 0 IBB: 0 HBP: 0 BLK: 0 WP: 1 HR: 1 S: 29 P: 29 ERA: 3.38 WHIP: 0.938																			
Nick Willhite, L ERA: 2.08	0.0	1	0	0	0	0	1	0	0	4										
Bob Miller, R ERA: 2.89	1.2	4	0	0	0	0	0	0	4	4	0.00	0.000								
Ron Perranoski, L ERA: 2.0	1.0	5	1	1	0	1	0	0	0	7	0.00	1.000								





Batter	1	2	3	4	5	6	7	8	9	AB	R	H	RBI	BB	SO	LOB	TOP					
<b>Glenn Beckert, R</b> OBP: 0.295, SLG: 0.321 (1, 4)										4	0	0	0	0	0	2	<b>Chicago Cubs @ San Francisco Giants</b> Candlestick Park, San Francisco, CA Mon Jun 13 1966, 6:33 AM EDT Att: 7,103 - Unknown					
<b>George Altman, L</b> OBP: 0.256, SLG: 0.397 (1, 7)										4	0	0	0	0	2	0						
<b>Billy Williams, L</b> OBP: 0.290, SLG: 0.335 (1, 9)										4	0	1	0	0	0	0						
<b>Ron Santo, R</b> OBP: 0.403, SLG: 0.543 (1, 5)										4	0	1	0	0	1	1						
<b>14 Ernie Banks, R</b> OBP: 0.266, SLG: 0.346 (1, 3)										3	0	1	0	1	0	2						
<b>Byron Browne, R</b> OBP: 0.302, SLG: 0.457 (1, 8)										3	0	0	0	0	1	3						
<b>Randy Hundley, R</b> OBP: 0.287, SLG: 0.399 (1, 2)										3	0	1	0	0	0	1						
<b>Don Kessinger, S</b> OBP: 0.256, SLG: 0.258 (1, 6)										3	0	0	0	0	0	2						
<b>Ernie Broglio, R</b> OBP: 0.245, SLG: 0.444 (1, 1)										1	0	1	0	0	0	0						
<b>Fergie Jenkins, R</b> OBP: 0.389, SLG: 0.529 (3, 1)										0	0	0	0	0	0	0						
<b>Lee Thomas, R</b> OBP: 0.263, SLG: 0.342 (6, PH)										0	0	0	0	0	0	0						
<b>Bill Connors, R</b> OBP: 0.263, SLG: 0.342 (6, PH)										0	0	0	0	0	0	0						
<b>Marty Keough, L</b> OBP: 0.247, SLG: 0.295 (8, PH)										1	0	0	0	0	0	1						
<b>Billy Hoelt, L</b> OBP: 0.290, SLG: 0.320 (8, 1)										0	0	0	0	0	0	0						
<b>Inning Stats</b>	R: 0 E: 0 K: 1 S: 5	H: 0 LOB: 0 BB: 0 P: 5	R: 0 E: 0 K: 0 S: 2	H: 0 LOB: 0 BB: 1 P: 6	R: 0 E: 0 K: 0 S: 4	H: 1 LOB: 1 BB: 0 P: 4	R: 0 E: 0 K: 2 S: 7	H: 0 LOB: 0 BB: 0 P: 7	R: 0 E: 0 K: 0 S: 4	H: 1 LOB: 1 BB: 0 P: 4	R: 0 E: 0 K: 0 S: 3	H: 0 LOB: 0 BB: 0 P: 3	R: 0 E: 0 K: 1 S: 6	H: 1 LOB: 1 BB: 0 P: 6	R: 0 E: 0 K: 0 S: 4	H: 1 LOB: 1 BB: 0 P: 4	R: 0 E: 0 K: 0 S: 4	H: 1 LOB: 1 BB: 0 P: 4	1B: 5 2B: 0 3B: 0 HR: 0	SF: 0 SAC: 0 DP: 1 HBP: 0	WP: 0 PB: 0 SB: 0 CS: 0	PA: 32
<b>PITCHER</b>	IP	WLS	BF	H	R	ER	SO	BB	IBB	HBP	BLK	WP	HR	S	P	ERA	WHIP					
<b>Gaylord Perry, R</b> ERA: 2.83 (1, 1)	7.0	W	24	3	0	0	4	1	0	0	0	0	0	31	35	0.00	0.571					
<b>Lindy McDaniel, R</b> ERA: 3.83 (8, 1)	2.0	S	8	2	0	0	0	0	0	0	0	0	0	8	8	0.00	1.000					

AB	31
R	0
H	5
RBI	0
BB	1
SO	4
LOB	12





Batter	1	2	3	4	5	6	7	8	9	AB	R	H	RBI	BB	SO	LOB	BOTTOM					
<b>Tito Fuentes, S</b> OBP: 0.299, SLG: 0.357 (1, 4)										5	0	0	0	0	3	4	<b>Chicago Cubs @ San Francisco Giants</b> Candlestick Park, San Francisco, CA Mon Jun 13 1966, 6:33 AM EDT Att: 7,103 - Unknown					
<b>Len Gabrielson, L</b> OBP: 0.283, SLG: 0.320 (1, 7)										5	1	2	0	0	1	2						
<b>Willie Mays, R</b> OBP: 0.345, SLG: 0.527 (1, 8)										3	2	2	1	0	0	0						
<b>Don Landrum, L</b> OBP: 0.247, SLG: 0.197 (6, 8)										0	0	0	0	1	0	0						
<b>Willie McCovey, L</b> OBP: 0.358, SLG: 0.529 (1, 3)										3	2	1	1	1	1	4						
<b>Jim Ray Hart, R</b> OBP: 0.376, SLG: 0.550 (1, 5)										4	1	1	2	0	1	0						
<b>Lindy McDaniel, R</b> OBP: 0.143, SLG: 0.143 (8, 1)										0	0	0	0	0	0	0						
<b>Tom Haller, L</b> OBP: 0.300, SLG: 0.417 (1, 2)										3	1	0	0	1	1	1						
<b>Ollie Brown, R</b> OBP: 0.275, SLG: 0.256 (1, 9)										4	0	1	3	0	0	1						
<b>Hal Lanier, R</b> OBP: 0.244, SLG: 0.275 (1, 6)										4	0	2	0	0	0	0						
<b>Gaylord Perry, R</b> OBP: 0.273, SLG: 0.318 (1, 1)										3	1	2	0	0	1	1						
<b>Jim Davenport, R</b> OBP: 0.349, SLG: 0.409 (8, 5)										1	0	0	0	0	0	1						
<b>Inning Stats</b>	R: 0 E: 0 K: 1 S: 5	H: 0 LOB: 0 BB: 0 P: 5	R: 1 E: 0 K: 1 S: 6	H: 1 LOB: 0 BB: 0 P: 6	R: 6 E: 0 K: 1 S: 9	H: 5 LOB: 1 BB: 2 P: 17	R: 0 E: 0 K: 2 S: 8	H: 1 LOB: 1 BB: 0 P: 8	R: 1 E: 1 K: 1 S: 7	H: 1 LOB: 1 BB: 0 P: 7	R: 0 E: 0 K: 0 S: 5	H: 2 LOB: 3 BB: 1 P: 9	R: 0 E: 0 K: 1 S: 5	H: 0 LOB: 0 BB: 0 P: 5	R: 0 E: 0 K: 1 S: 6	H: 1 LOB: 1 BB: 0 P: 6	R: 0 E: 0 K: 1 S: 6	H: 1 LOB: 1 BB: 0 P: 6	1B: 6 2B: 4 3B: 0 HR: 1	SF: 0 SAC: 0 DP: 0 HBP: 0	WP: 0 PB: 0 SB: 0 CS: 0	PA: 38
<b>PITCHER</b>	IP	WLS	BF	H	R	ER	SO	BB	IBB	HBP	BLK	WP	HR	S	P	ERA	WHIP					
<b>Ernie Broglio, R</b> ERA: 5.77 (1, 1)	2.2	L	14	5	6	6	3	0	0	0	0	0	0	19	23	20.25	1.875					
<b>Fergie Jenkins, R</b> ERA: 3.75 (3, 1)	2.1		11	3	2	1	3	1	0	0	0	0	0	16	20	3.86	1.714					
<b>Bill Connors, R</b> ERA: 7.31 (6, 1)	2.0		9	2	0	0	1	1	0	0	0	0	0	10	14	0.00	1.500					
<b>Billy Hoelt, L</b> ERA: 3.1 (8, 1)	1.0		4	1	0	0	1	0	0	0	0	0	0	6	6	0.00	1.000					

AB	35
R	8
H	11
RBI	7
BB	3
SO	8
LOB	14





Batter	1	2	3	4	5	6	7	8	9	AB	R	H	RBI	BB	SO	LOB	TOP								
<b>Glenn Beckert, R</b> OBP: 0.297, SLG: 0.323 (1, 4)	0-0 1-3		0-0 1B		0-0 F3	0-0 1B		0-0 6-3		5	0	2	2	0	0	1	<b>Chicago Cubs @ San Francisco Giants</b> Candlestick Park, San Francisco, CA Tue Jun 14 1966, 6:33 AM EDT Att: 6,724 - Unknown  <b>AB 37</b> <b>R 7</b> <b>H 10</b> <b>RBI 7</b> <b>BB 2</b> <b>SO 5</b> <b>LOB 11</b> 								
<b>Lee Thomas, L</b> OBP: 0.291, SLG: 0.337 (1, 7) (6, 3)	0-0 4-3		0-0 3-1		0-0 HR	1-2 2H 3H 1B		0-0 F8	0-0 3-1	5	1	1	0	0	0	3									
<b>Billy Williams, L</b> OBP: 0.292, SLG: 0.350 (1, 9)	0-0 1B			0-0 F8	0-0 HR	0-3 K		0-3 K	0-3 K	5	1	2	3	0	2	2									
<b>Ron Santo, R</b> OBP: 0.398, SLG: 0.534 (1, 5) (6, 6)	0-0 F4			0-0 14 1B 2B	0-0 4-3		0-0 4-3		0-0 F7	5	1	1	0	0	0	1									
<b>14 Ernie Banks, R</b> OBP: 0.271, SLG: 0.349 (1, 3) (6, 5)		0-0 F3		0-0 2B 1B		0-0 BB 1B HBP		0-0 E4		4	1	2	0	0	0	0									
<b>Byron Browne, R</b> OBP: 0.301, SLG: 0.458 <b>Fergie Jenkins, R</b> OBP: 0.389, SLG: 0.529 (1, 8) (7, 1)		0-3 K		0-0 2B		0-3 K		0-0 F9		4	0	1	1	0	2	2									
<b>Randy Hundley, R</b> OBP: 0.286, SLG: 0.395 (1, 2)	0-0 6-3			0-0 F5		0-0 HBP BB 1B		0-0 F6		4	1	1	0	0	0	2									
<b>Don Kessinger, S</b> OBP: 0.253, SLG: 0.255 <b>Marty Keough, L</b> OBP: 0.174, SLG: 0.095 <b>Billy Hoelt, L</b> OBP: 0.500, SLG: 0.500 <b>George Altman, L</b> OBP: 0.253, SLG: 0.392 (1, 6) (6, PH) (6, 1) (7, 7)			0-0 4-3		0-0 F6	4-0 HBP BB		0-0 F8		2	0	0	0	0	0	0									
<b>Chuck Estrada, R</b> <b>Cal Koonce, R</b> <b>Jimmy Stewart, S</b> OBP: 0.213, SLG: 0.233 (1, 1) (1, 1) (6, PH) (6, 7) (7, 8)			0-3 K		4-0 HR BB	1-0 HBP		0-0 F6		0	0	0	0	0	0	0									
<b>Inning Stats</b>	R: 0 E: 0 K: 0 S: 4	H: 1 LOB: 1 BB: 0 P: 4	R: 0 E: 0 K: 1 S: 5	H: 0 LOB: 0 BB: 0 P: 5	R: 0 E: 0 K: 1 S: 6	H: 1 LOB: 1 BB: 0 P: 6	R: 1 E: 0 K: 0 S: 5	H: 3 LOB: 1 BB: 0 P: 5	R: 3 E: 0 K: 0 S: 5	H: 2 LOB: 0 BB: 1 P: 9	R: 3 E: 0 K: 2 S: 10	H: 3 LOB: 2 BB: 1 P: 15	R: 0 E: 1 K: 0 S: 4	H: 0 LOB: 1 BB: 0 P: 4	R: 0 E: 0 K: 0 S: 3	H: 0 LOB: 0 BB: 0 P: 3		R: 0 E: 0 K: 1 S: 5	H: 0 LOB: 0 BB: 0 P: 5	1B: 8 2B: 1 3B: 0 HR: 1	SF: 0 SAC: 0 DP: 0 HBP: 1	WP: 0 PB: 0 SB: 0 CS: 0	PA: 40		
<b>PITCHER</b>	IP	WLS	BF	H	R	ER	SO	BB	IBB	HBP	BLK	WP	HR	S	P	ERA	WHIP								
<b>Ron Herbel, R</b> ERA: 4.29 <b>Bob Priddy, R</b> ERA: 1.59 <b>Bill Henry, L</b> ERA: 0.71 <b>Lindy McDaniel, R</b> ERA: 3.57 (1, 1) (6, 1) (6, 1) (7, 1)	5.0		23	8	5	5	2	1	0	0	0	0	1	26	30	9.00	1.800								
	0.1		3	1	0	0	1	1	0	0	0	0	0	4	8	0.00	6.000								
	0.2		4	1	2	2	1	0	0	1	0	0	0	5	6	27.00	1.500								
	3.0	W	10	0	0	0	1	0	0	0	0	0	0	12	12	0.00	0.000								

Batter	1	2	3	4	5	6	7	8	9	AB	R	H	RBI	BB	SO	LOB	BOTTOM								
<b>Tito Fuentes, S</b> OBP: 0.302, SLG: 0.360 (1, 4)	4-0 HR	0-0 F7		0-0 F4		0-0 F7		0-0 1B 1B 2B		4	2	1	0	1	0	1	<b>Chicago Cubs @ San Francisco Giants</b> Candlestick Park, San Francisco, CA Tue Jun 14 1966, 6:33 AM EDT Att: 6,724 - Unknown  <b>AB 37</b> <b>R 11</b> <b>H 13</b> <b>RBI 11</b> <b>BB 4</b> <b>SO 3</b> <b>LOB 19</b> 								
<b>Len Gabrielson, L</b> OBP: 0.284, SLG: 0.320 <b>Jim Davenport, R</b> OBP: 0.351, SLG: 0.410 (1, 7) (7, PH) (8, 5)	0-0 F2	0-0 FC4-6			0-0 HR	0-0 1B		0-0 6-3		3	1	1	0	0	0	2									
<b>Willie Mays, R</b> OBP: 0.346, SLG: 0.539 (1, 8)	0-0 HR	0-0 FC5-4		0-0 1-3		0-0 F5		0-0 1B		5	1	2	2	0	0	3									
<b>Willie McCovey, L</b> OBP: 0.359, SLG: 0.542 (1, 3)	0-0 HR		0-0 F8		0-0 F9		0-0 HR	0-3 K		5	2	2	2	0	1	3									
<b>Jim Ray Hart, R</b> OBP: 0.384, SLG: 0.565 (1, 5) (8, 7)	0-0 F6		4-0 CS		0-0 HR		4-0 2B BB	0-0 1B		3	2	2	3	2	0	1									
<b>Tom Haller, L</b> OBP: 0.303, SLG: 0.434 (1, 2)	0-0 HR		0-0 1-3		0-0 FC6-4		0-0 4-3	0-3 K		5	1	2	2	0	1	4									
<b>Ollie Brown, R</b> OBP: 0.285, SLG: 0.276 (1, 9)	1-0 HBP			0-0 HR	0-0 FC6-4		4-0 2B IBB			2	1	1	1	1	0	1									
<b>Hal Lanier, R</b> OBP: 0.244, SLG: 0.280 (1, 6)	0-0 1-3			0-0 6-3		0-0 6-3		0-0 1B 2B		4	0	1	1	0	0	1									
<b>Ron Herbel, R</b> OBP: 0.118, SLG: 0.063 <b>Bob Priddy, R</b> OBP: 0.333, SLG: 0.200 <b>Bill Henry, L</b> <b>Cap Peterson, R</b> OBP: 0.297, SLG: 0.269 <b>Lindy McDaniel, R</b> OBP: 0.125, SLG: 0.125 (1, 1) (6, 1) (6, 1) (6, PH) (7, 1)		0-0 E4		0-3 K		0-0 6-3		0-0 5-3		2	0	0	0	0	1	0									
<b>Inning Stats</b>	R: 4 E: 0 K: 0 S: 6	H: 3 LOB: 1 BB: 1 P: 11	R: 0 E: 1 K: 0 S: 4	H: 0 LOB: 1 BB: 0 P: 4	R: 0 E: 0 K: 0 S: 2	H: 0 LOB: 0 BB: 1 P: 6	R: 1 E: 0 K: 1 S: 6	H: 1 LOB: 0 BB: 0 P: 6	R: 2 E: 0 K: 0 S: 6	H: 3 LOB: 1 BB: 0 P: 6	R: 0 E: 0 K: 0 S: 3	H: 0 LOB: 0 BB: 0 P: 3	R: 3 E: 0 K: 0 S: 6	H: 3 LOB: 2 BB: 2 P: 14	R: 1 E: 0 K: 2 S: 10	H: 3 LOB: 2 BB: 0 P: 10		R: 0 E: 0 K: 0 S: 1	H: 0 LOB: 0 BB: 0 P: 1	1B: 6 2B: 2 3B: 0 HR: 5	SF: 0 SAC: 0 DP: 0 HBP: 1	WP: 0 PB: 0 SB: 0 CS: 1	PA: 42		
<b>PITCHER</b>	IP	WLS	BF	H	R	ER	SO	BB	IBB	HBP	BLK	WP	HR	S	P	ERA	WHIP								
<b>Chuck Estrada, R</b> ERA: 7.11 <b>Cal Koonce, R</b> ERA: 11.0 <b>Billy Hoelt, L</b> ERA: 3.82 <b>Fergie Jenkins, R</b> ERA: 3.82 (1, 1) (1, 1) (6, 1) (7, 1)	0.2		7	3	4	4	0	1	0	0	0	0	2	5	10	54.00	6.000								
	4.1		18	4	3	3	1	1	0	0	0	0	2	19	23	6.23	1.154								
	1.2	L	10	3	3	3	0	1	1	0	0	0	1	8	16	16.20	2.400								
	1.1		7	3	1	1	2	0	0	0	0	0	0	11	11	6.75	2.250								



Batter	1	2	3	4	5	6	7	8	9	AB	R	H	RBI	BB	SO	LOB	TOP					
Joe Morgan, L (1,4) OBP: 0.441, SLG: 0.441	F5		F9			F5			G5-4-3 1B	4	0	1	0	0	0	0	Houston Astros @ San Francisco Giants Candlestick Park, San Francisco, CA Wed Jun 15 1966, 6:33 AM EDT Att: 9,788 - Unknown					
Sonny Jackson, L (1,6) OBP: 0.317, SLG: 0.302 Ron Brand, R (9, PH) OBP: 0.393, SLG: 0.346	5-3		6-3			F7			G5-4-3 1-2	3	0	0	0	0	0	0						
Jimmy Wynn, R (1,8) OBP: 0.318, SLG: 0.424	K			F9		F8			BB BB	3	0	0	0	1	1	0						
Dave Nicholson, R (1,9) OBP: 0.426, SLG: 0.492		4-0 K 1B BB		5-3		F4			BB BB	2	0	0	0	2	0	0						
Chuck Harrison, R (1,3) OBP: 0.239, SLG: 0.286		1-2 1B 1B		F9		E5			1-2 BB	4	0	1	0	0	0	2						
Rusty Staub, L (1,7) OBP: 0.301, SLG: 0.394	K				K		F7			3	0	0	0	0	2	3						
Bob Aspromonte, R (1,5) OBP: 0.278, SLG: 0.301									6-3 1B	3	0	2	0	0	0	0						
John Bateman, R (1,2) OBP: 0.322, SLG: 0.497		G3				G5-4-3 1B			F8	3	0	0	0	0	0	3						
Turk Farrell, R (1,1) Felix Mantilla, R (8, PH) OBP: 0.239, SLG: 0.313 Ron Taylor, R (8, 1)			K			F8			F8	2	0	0	0	0	1	0						
<b>Inning Stats</b>	R: 0 E: 0 K: 1 S: 5	H: 0 LOB: 0 BB: 0 P: 5	R: 0 E: 0 K: 1 S: 6	H: 2 LOB: 2 BB: 1 P: 10	R: 0 E: 0 K: 1 S: 5	H: 0 LOB: 0 BB: 0 P: 5	R: 0 E: 0 K: 0 S: 3	H: 0 LOB: 0 BB: 0 P: 3	R: 0 E: 0 K: 1 S: 5	H: 1 LOB: 0 BB: 0 P: 5	R: 0 E: 0 K: 0 S: 3	H: 0 LOB: 0 BB: 0 P: 3	R: 0 E: 1 K: 0 S: 4	H: 0 LOB: 1 BB: 0 P: 4	R: 0 E: 0 K: 0 S: 3	H: 0 LOB: 0 BB: 0 P: 3	R: 0 E: 0 K: 0 S: 3	H: 1 LOB: 2 BB: 2 P: 11	1B: 4 2B: 0 3B: 0 HR: 0	SF: 0 SAC: 0 DP: 2 HBP: 0	WP: 0 PB: 0 SB: 0 CS: 0	PA: 32
<b>PITCHER</b>	IP WLS BF H R ER SO BB IBB HBP BLK WP HR S P ERA WHIP																					
Joe Gibbon, L (1,1) ERA: 2.14	8.2 W 31 4 0 0 4 3 0 0 0 0 0 0 36 48 0.00 0.808																					
Frank Linzy, R (9,1) ERA: 3.07	0.1 S 1 0 0 0 0 0 0 0 0 0 0 0 1 1 0.00 0.000																					

Batter	1	2	3	4	5	6	7	8	9	AB	R	H	RBI	BB	SO	LOB	BOTTOM			
Tito Fuentes, S (1,4) OBP: 0.296, SLG: 0.353	F5		F7		F6			F3		4	0	0	0	0	0	2	Houston Astros @ San Francisco Giants Candlestick Park, San Francisco, CA Wed Jun 15 1966, 6:33 AM EDT Att: 9,788 - Unknown			
Len Gabrielson, L (1,7) OBP: 0.275, SLG: 0.308	G3			F3		E6 FC3-6		F4		4	0	0	0	0	1					
Willie Mays, R (1,8) OBP: 0.345, SLG: 0.548	F7			K		FC3-6 1-2		HR		4	1	1	2	0	1	1				
Willie McCovey, L (1,3) OBP: 0.366, SLG: 0.561		4-0 BB			1B	F5		HR		3	1	2	1	1	0	1				
Jim Ray Hart, R (1,5) OBP: 0.378, SLG: 0.555		F8		F6		F9		F9		4	0	0	0	0	0	3				
Tom Haller, L (1,2) OBP: 0.303, SLG: 0.449		F3			HR			F6		3	1	1	1	0	0	1				
Ollie Brown, R (1,9) OBP: 0.280, SLG: 0.272		F4			F4			F2		3	0	0	0	0	0	1				
Hal Lanier, R (1,6) OBP: 0.240, SLG: 0.275			F8		6-3			6-3		3	0	0	0	0	0	0				
Joe Gibbon, R (1,1) OBP: 0.222, SLG: 0.125 Frank Linzy, R (9,1) OBP: 0.222, SLG: 0.444			K					HR BB		2	1	1	0	1	1	0				
<b>Inning Stats</b>	R: 0 E: 0 K: 0 S: 3	H: 0 LOB: 0 BB: 0 P: 3	R: 0 E: 0 K: 0 S: 3	H: 0 LOB: 1 BB: 1 P: 7	R: 0 E: 0 K: 1 S: 5	H: 0 LOB: 0 BB: 0 P: 5	R: 0 E: 0 K: 1 S: 6	H: 1 LOB: 1 BB: 0 P: 6	R: 1 E: 0 K: 0 S: 5	H: 2 LOB: 1 BB: 0 P: 5	R: 0 E: 1 K: 0 S: 4	H: 0 LOB: 1 BB: 0 P: 4	R: 0 E: 0 K: 0 S: 3	H: 0 LOB: 0 BB: 0 P: 3	R: 3 E: 0 K: 0 S: 5	H: 2 LOB: 0 BB: 1 P: 9	1B: 2 2B: 0 3B: 0 HR: 3	SF: 0 SAC: 0 DP: 0 HBP: 0	WP: 0 PB: 0 SB: 0 CS: 0	PA: 32
<b>PITCHER</b>	IP WLS BF H R ER SO BB IBB HBP BLK WP HR S P ERA WHIP																			
Turk Farrell, R (1,1) ERA: 4.6	7.0 L 26 3 1 1 2 1 0 0 0 0 0 0 29 33 1.29 0.571																			
Ron Taylor, R (8,1) ERA: 5.29	1.0 6 2 3 3 0 1 0 0 0 0 0 2 5 9 27.00 3.000																			



Batter	1	2	3	4	5	6	7	8	9	AB	R	H	RBI	BB	SO	LOB	TOP					
Joe Morgan, L (1,4) OBP: 0.445, SLG: 0.444	F8			S 1B		E 1B		SH1-3 BB		3	1	2	0	1	0	0	Houston Astros @ San Francisco Giants Candlestick Park, San Francisco, CA Thu Jun 16 1966, 6:33 AM EDT Att: 12,087 - Unknown - 61 F					
Sonny Jackson, L (1,6) OBP: 0.313, SLG: 0.298	F3			F8		F5		SH1-3		3	0	0	0	0	2							
Jimmy Wynn, R (1,8) OBP: 0.317, SLG: 0.421	5-3			K		E 1B		F3		4	0	1	0	0	1							
Rusty Staub, L (1,9) OBP: 0.296, SLG: 0.387		F5		F2		F4		4-3		4	0	0	0	0	4							
Chuck Harrison, R (1,3) OBP: 0.220, SLG: 0.261		F4			K	E6		F4		4	0	0	0	1	1							
Lee Maye, L (1,7) OBP: 0.269, SLG: 0.388		G3				G3		4-3		4	0	1	0	0	2							
Bob Aspromonte, R (1,5) OBP: 0.273, SLG: 0.295				6-3		FC5-4 1B		6-3		4	0	0	0	0	1							
John Bateman, R (1,2) OBP: 0.322, SLG: 0.500				K				5-3		3	0	1	0	0	1							
Bob Bruce, R (1,1) Bill Heath, L (5, PH) Claude Raymond, R (5, 1)				6-3		F5		K		1	0	0	0	0	0							
										1	0	0	0	0	2							
										1	0	0	0	1	0							
<b>Inning Stats</b>	R: 0 E: 0 K: 0 S: 3	H: 0 LOB: 0 BB: 0 P: 3	R: 0 E: 0 K: 0 S: 3	H: 0 LOB: 0 BB: 0 P: 3	R: 0 E: 0 K: 1 S: 5	H: 0 LOB: 0 BB: 0 P: 5	R: 0 E: 0 K: 1 S: 6	H: 1 LOB: 1 BB: 0 P: 6	R: 0 E: 0 K: 1 S: 7	H: 2 LOB: 2 BB: 0 P: 7	R: 1 E: 1 K: 0 S: 6	H: 2 LOB: 2 BB: 0 P: 6	R: 0 E: 0 K: 1 S: 5	H: 0 LOB: 0 BB: 0 P: 5	R: 0 E: 0 K: 0 S: 3	H: 0 LOB: 1 BB: 1 P: 7	R: 0 E: 0 K: 0 S: 3	H: 0 LOB: 0 BB: 0 P: 3	1B: 4 2B: 1 3B: 0 HR: 0	SF: 0 SAC: 1 DP: 0 HBP: 0	WP: 0 PB: 0 SB: 1 CS: 0	PA: 34
<b>PITCHER</b> Juan Marichal, R (1,1) ERA: 1.6	IP: 9.0 WLS: W BF: 34 H: 5 R: 1 ER: 0 SO: 4 BB: 1 IBB: 0 HBP: 0 BLK: 0 WP: 0 HR: 0 S: 41 P: 45 ERA: 0.00 WHIP: 0.667																					

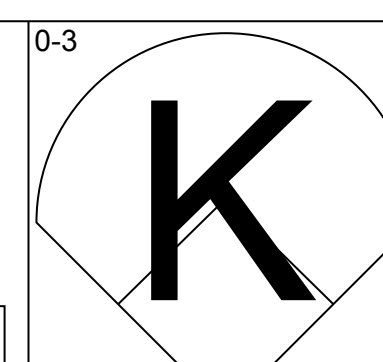
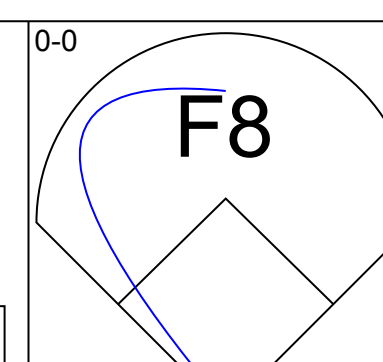
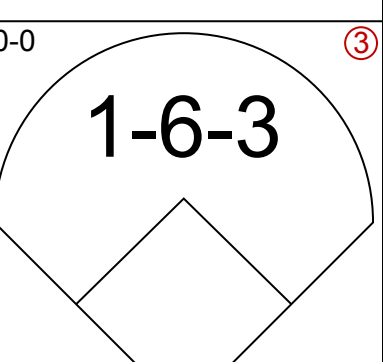
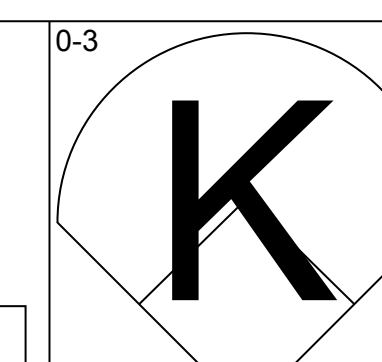
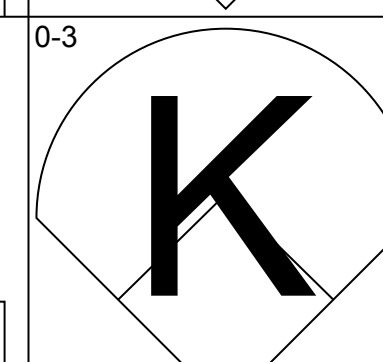
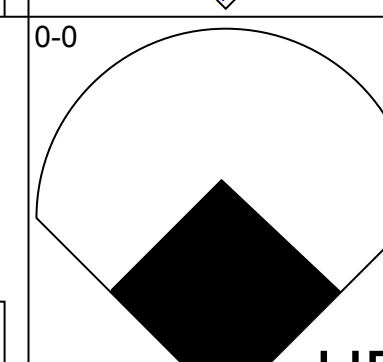
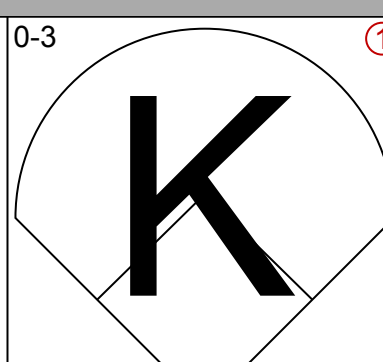
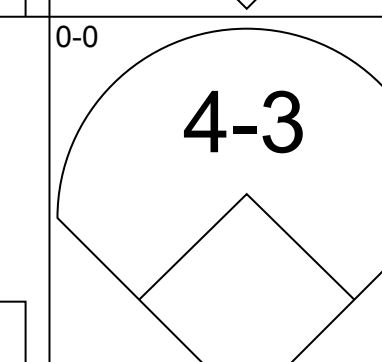
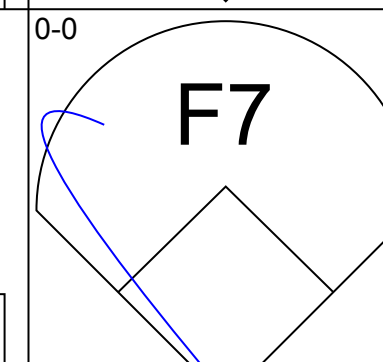
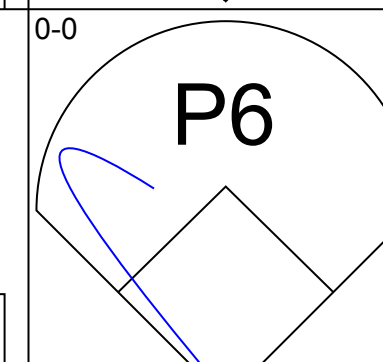
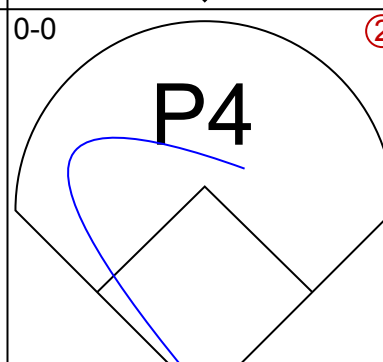
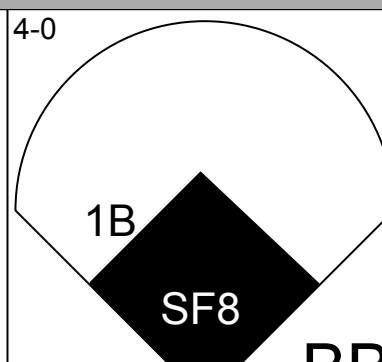
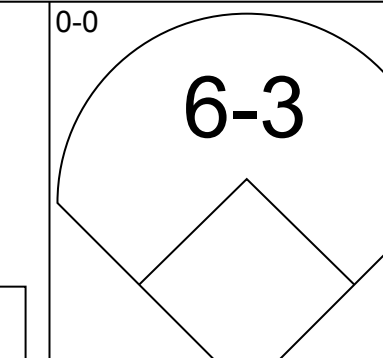
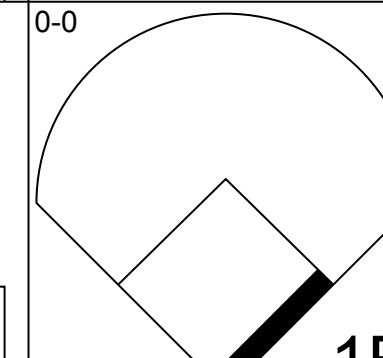
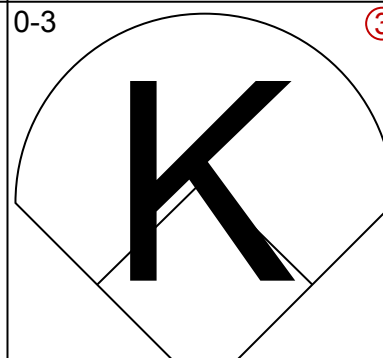
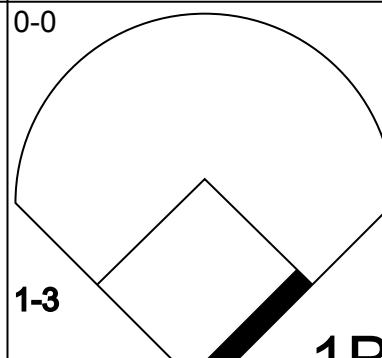
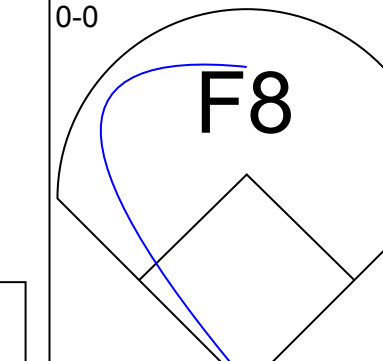
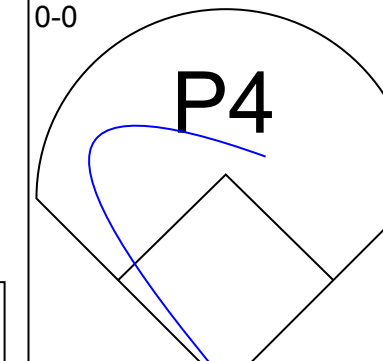
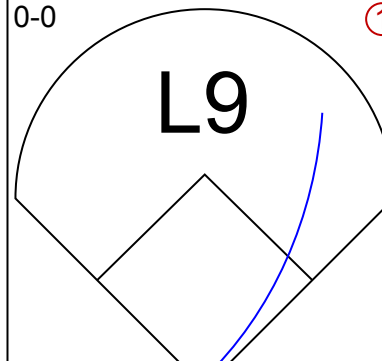
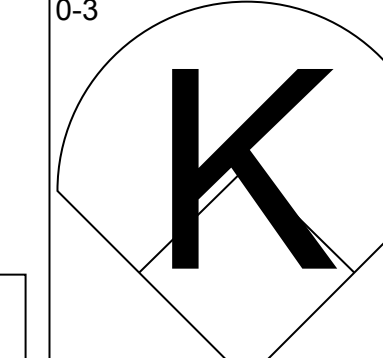
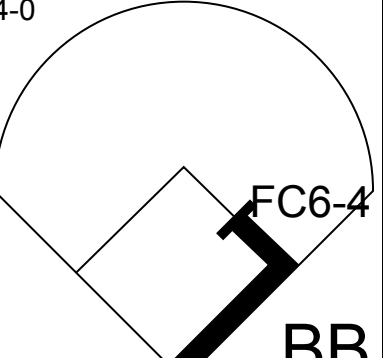
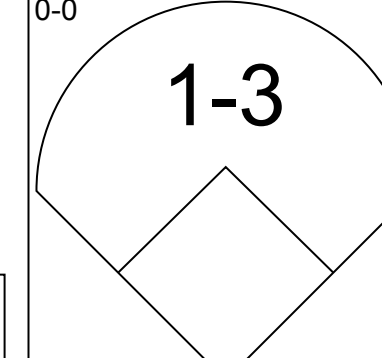
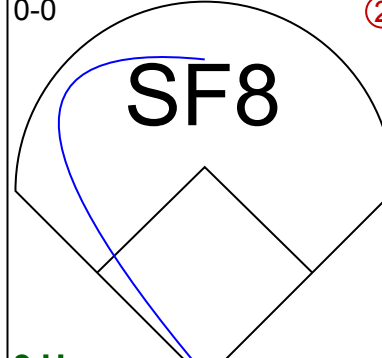
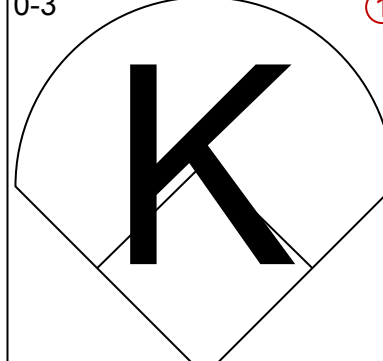
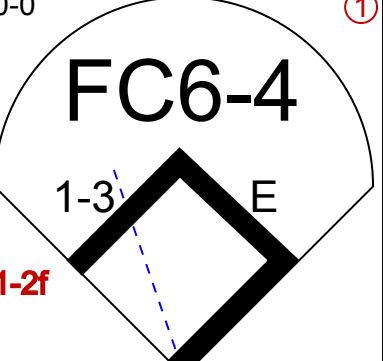
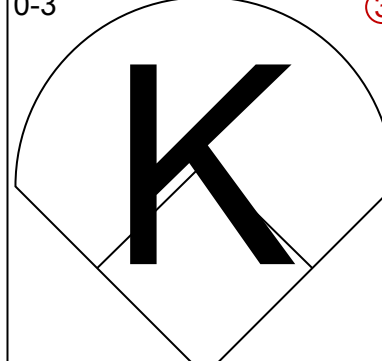
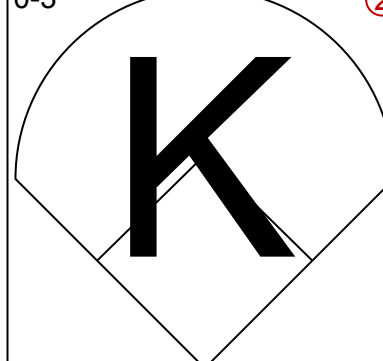
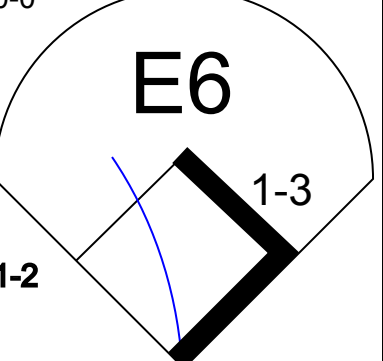
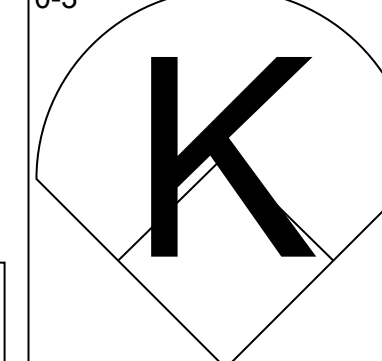
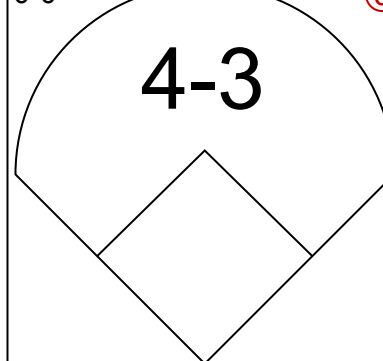
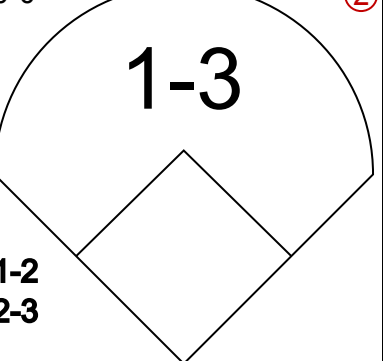
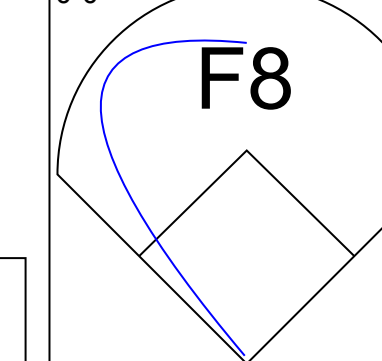
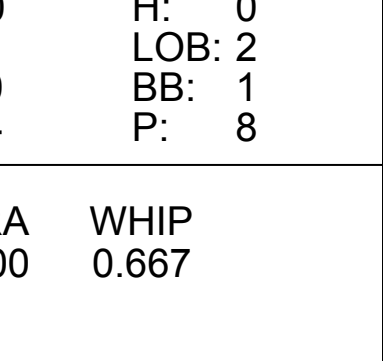
Batter	1	2	3	4	5	6	7	8	9	AB	R	H	RBI	BB	SO	LOB	BOTTOM			
Tito Fuentes, S (1,4) OBP: 0.290, SLG: 0.345	L5	G5-3			F9		F5			4	0	0	0	0	2	Houston Astros @ San Francisco Giants Candlestick Park, San Francisco, CA Thu Jun 16 1966, 6:33 AM EDT Att: 12,087 - Unknown - 61 F				
Len Gabrielson, L (1,7) Don Landrum, L (9,7) OBP: 0.286, SLG: 0.297 OBP: 0.247, SLG: 0.197	K			3-1	3-1		6-3			4	0	0	0	1	0					
Willie Mays, R (1,8) OBP: 0.343, SLG: 0.547	PB 2B			6-3	6-3		F5			4	0	1	0	0	0					
Willie McCovey, L (1,3) OBP: 0.369, SLG: 0.557	F8						F7			3	0	1	0	0	1					
Jim Ray Hart, R (1,5) OBP: 0.374, SLG: 0.548		5-3		1-3		P2-4 HBP	P2-4			3	0	0	0	0	2					
Tom Haller, L (1,2) OBP: 0.308, SLG: 0.466				3-1						2	1	1	1	1	0					
Ollie Brown, R (1,9) OBP: 0.281, SLG: 0.273				HR			FC4 BB			3	1	1	0	0	1					
Hal Lanier, R (1,6) OBP: 0.247, SLG: 0.282										3	0	2	0	0	0					
Juan Marichal, R (1,1) OBP: 0.260, SLG: 0.320										3	0	0	1	0	1					
<b>Inning Stats</b>	R: 0 E: 0 K: 1 S: 6	H: 1 LOB: 1 BB: 0 P: 6	R: 2 E: 0 K: 0 S: 6	H: 3 LOB: 1 BB: 0 P: 6	R: 0 E: 0 K: 1 S: 4	H: 1 LOB: 1 BB: 0 P: 4	R: 0 E: 0 K: 1 S: 6	H: 1 LOB: 1 BB: 0 P: 6	R: 0 E: 0 K: 0 S: 3	H: 0 LOB: 0 BB: 0 P: 3	R: 0 E: 0 K: 0 S: 2	H: 0 LOB: 1 BB: 1 P: 7	R: 0 E: 0 K: 0 S: 3	H: 0 LOB: 0 BB: 0 P: 3	R: 0 E: 0 K: 0 S: 3	H: 0 LOB: 0 BB: 0 P: 3	1B: 4 2B: 2 3B: 0 HR: 1	SF: 0 SAC: 0 DP: 2 HBP: 1	WP: 0 PB: 1 SB: 0 CS: 0	PA: 31
<b>PITCHER</b> Bob Bruce, R (1,1) ERA: 6.26 Claude Raymond, R (5, 1) ERA: 1.64	IP: 4.0 WLS: L BF: 18 H: 6 R: 2 ER: 2 SO: 2 BB: 0 IBB: 0 HBP: 0 BLK: 0 WP: 0 HR: 1 S: 22 P: 22 ERA: 4.50 WHIP: 1.500																			

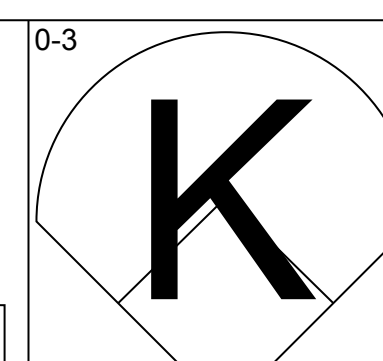
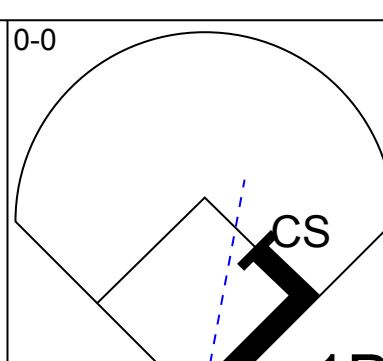
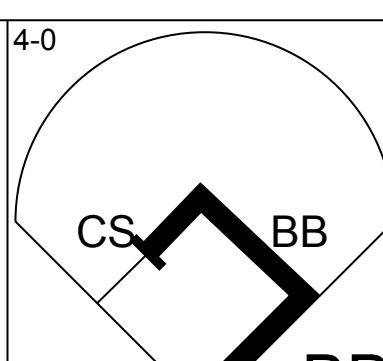
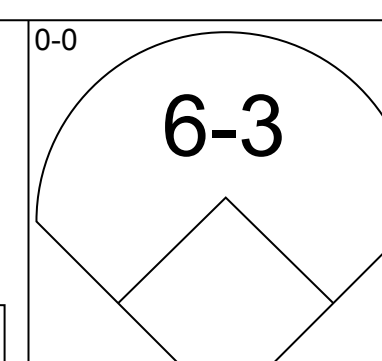
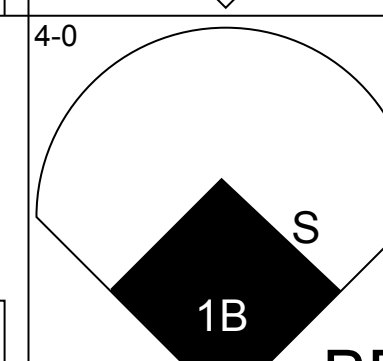
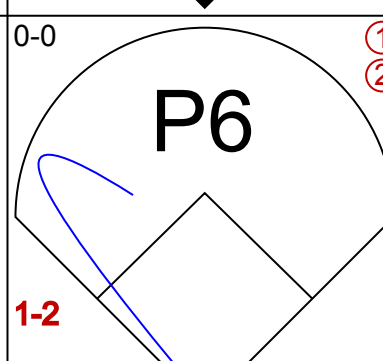
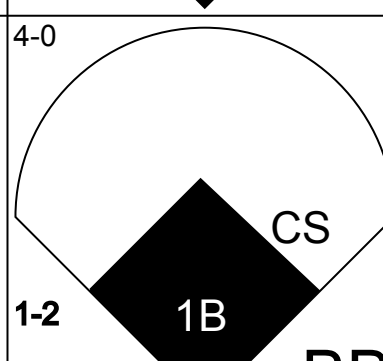
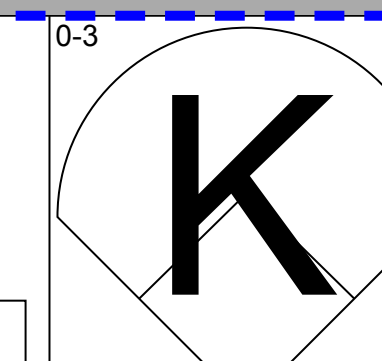
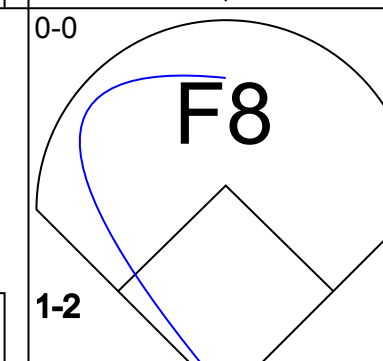
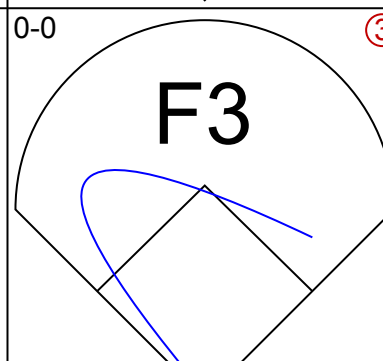
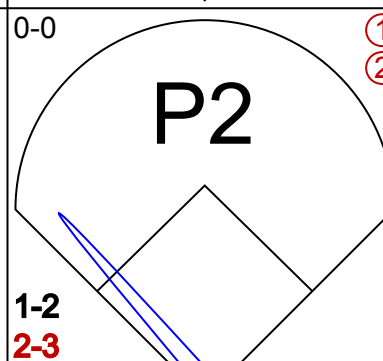
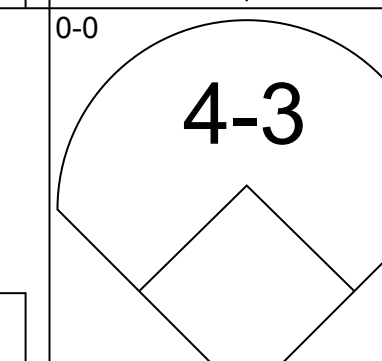
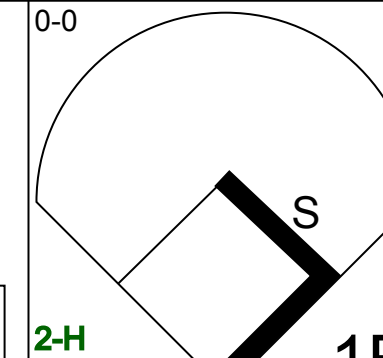
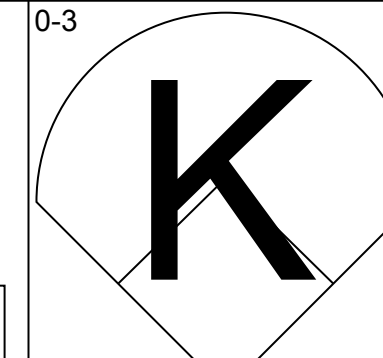
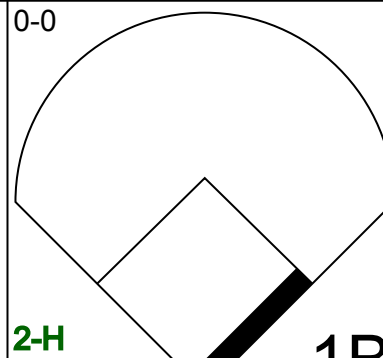
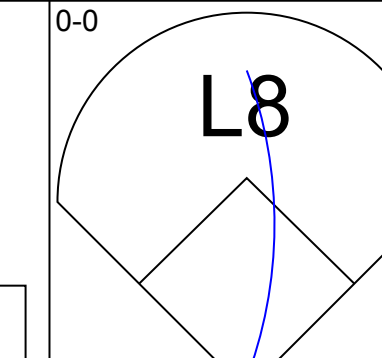
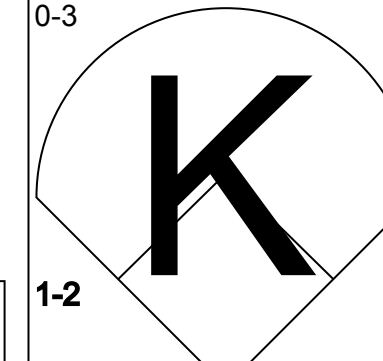
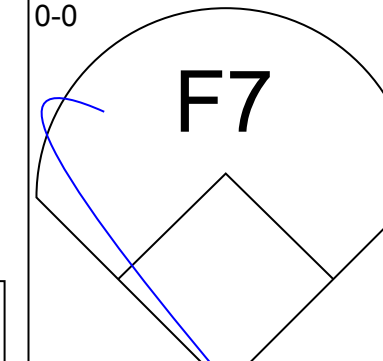
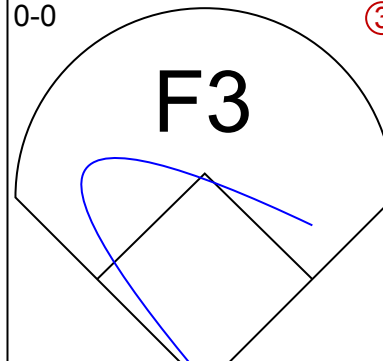
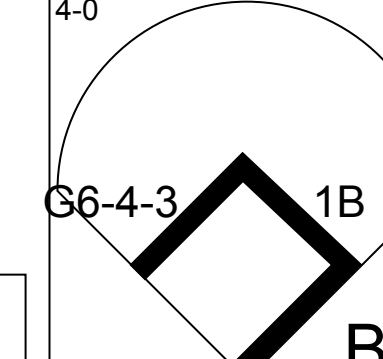
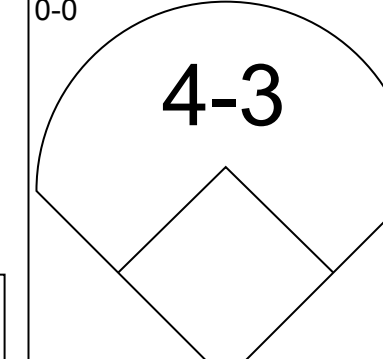
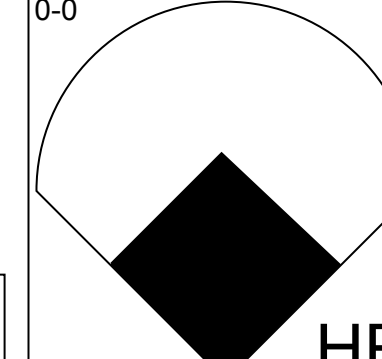
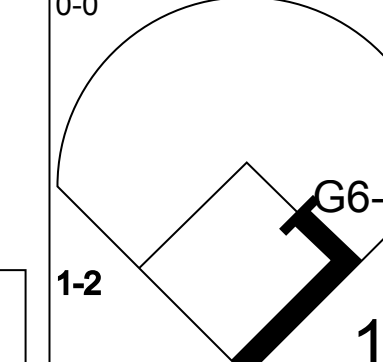
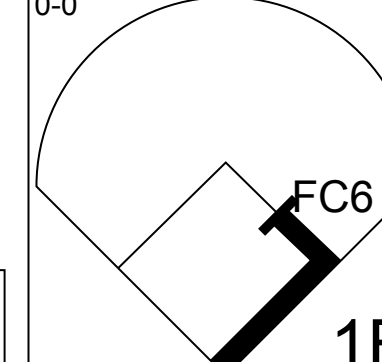
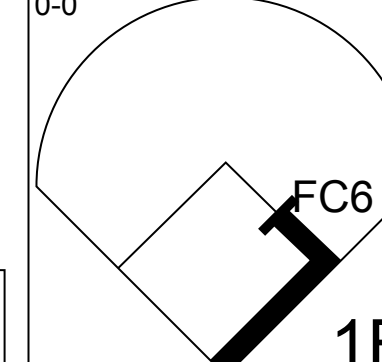
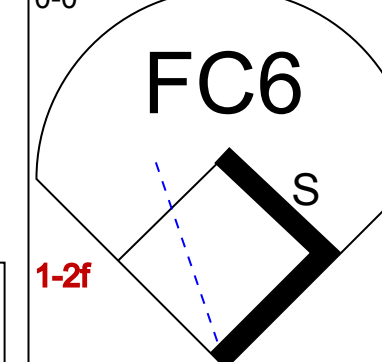
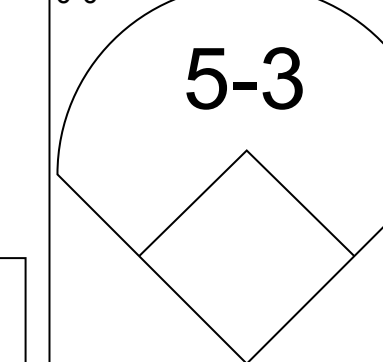
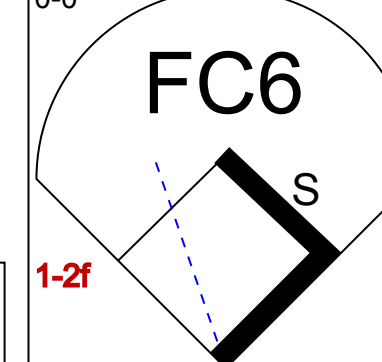
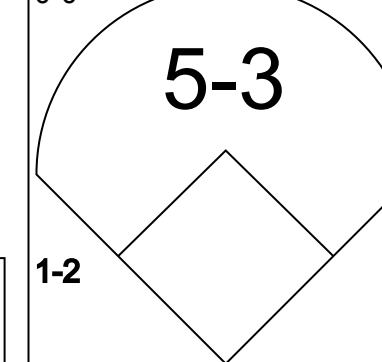


Batter	1	2	3	4	5	6	7	8	9	AB	R	H	RBI	BB	SO	LOB	TOP			
<b>Tito Fuentes, S</b> (1,4) OBP: 0.294, SLG: 0.348	F8		2B		6-3			WP HR		4	2	2	0	0	0	0	<b>San Francisco Giants @ Los Angeles Dodgers</b> <b>Dodger Stadium, Los Angeles, CA</b> Fri Jun 17 1966, 7:05 PM PDT Att: 50,316 - Unknown			
<b>Len Gabrielson, L</b> (1,7) OBP: 0.258, SLG: 0.287 <b>Don Landrum, L</b> (9,7) OBP: 0.247, SLG: 0.197	K		F8			5-3		F6		4	0	0	0	0	1	2				
<b>Willie Mays, R</b> (1,8) OBP: 0.346, SLG: 0.548	E8		1-H 2B		6-3			4-0 1-3 HR		3	1	1	1	1	0	0				
<b>Willie McCovey, L</b> (1,3) OBP: 0.367, SLG: 0.567	K		K		6-3			1-H 3-H HR		4	1	1	3	0	2	2				
<b>Jim Ray Hart, R</b> (1,5) OBP: 0.372, SLG: 0.543 <b>Jim Davenport, R</b> (9,5) OBP: 0.351, SLG: 0.410		1B			F9			6-3	6-3	4	0	1	0	0	0	0				
<b>Tom Haller, L</b> (1,2) OBP: 0.302, SLG: 0.456	K				4-3			K		4	0	0	0	0	2	1				
<b>Ollie Brown, R</b> (1,9) OBP: 0.281, SLG: 0.272	K				K			5-3		4	0	1	0	0	2	1				
<b>Hal Lanier, R</b> (1,6) OBP: 0.247, SLG: 0.293	K				4-3			F4		4	0	1	0	0	1	2				
<b>Gaylord Perry, R</b> (1,1) OBP: 0.231, SLG: 0.269			4-3		F9			6-3	K	4	0	0	0	0	1	1				
<b>Inning Stats</b>	R: 0 E: 1 K: 2 S: 8	H: 0 LOB: 1 BB: 0 P: 8	R: 0 E: 0 K: 3 S: 10	H: 1 LOB: 1 BB: 0 P: 10	R: 1 E: 0 K: 1 S: 7	H: 2 LOB: 1 BB: 0 P: 7	R: 0 E: 0 K: 1 S: 5	H: 0 LOB: 0 BB: 0 P: 5	R: 0 E: 0 K: 0 S: 3	H: 0 LOB: 0 BB: 0 P: 3	R: 0 E: 0 K: 0 S: 3	H: 1 LOB: 1 BB: 0 P: 6	R: 3 E: 0 K: 0 S: 5	H: 2 LOB: 0 BB: 1 P: 9	R: 0 E: 0 K: 1 S: 6	H: 1 LOB: 1 BB: 0 P: 6		1B: 4 2B: 1 3B: 1 HR: 1	SF: 0 SAC: 0 DP: 0 HBP: 0	WP: 1 PB: 0 SB: 1 CS: 0
<b>PITCHER</b>	IP	WLS	BF	H	R	ER	SO	BB	IBB	HBP	BLK	WP	HR	S	P	ERA	WHIP			
<b>Don Sutton, R</b> (1,1) ERA: 3.05	8.0	L	32	6	4	4	8	1	0	0	0	1	1	47	51	4.50	0.875			
<b>Ron Perranoski, L</b> (9,1) ERA: 2.89	1.0		4	1	0	0	1	0	0	0	0	0	0	6	6	0.00	1.000			

Batter	1	2	3	4	5	6	7	8	9	AB	R	H	RBI	BB	SO	LOB	BOTTOM					
<b>Maury Wills, S</b> (1,6) OBP: 0.341, SLG: 0.345	1B		CS		F8			4-3		4	0	2	0	0	0	2	<b>San Francisco Giants @ Los Angeles Dodgers</b> <b>Dodger Stadium, Los Angeles, CA</b> Fri Jun 17 1966, 7:05 PM PDT Att: 50,316 - Unknown					
<b>Wes Parker, S</b> (1,3) OBP: 0.349, SLG: 0.444	F8		CS	K		FC5-4 1B		F2		4	0	1	0	0	1	2						
<b>Willie Davis, L</b> (1,8) OBP: 0.299, SLG: 0.359	F4		1-2	4-3		K		F9		4	0	0	0	0	1	3						
<b>Tommy Davis, R</b> (1,7) OBP: 0.310, SLG: 0.389	F8			1B		K		K		4	0	1	0	0	2	2						
<b>Lou Johnson, R</b> (1,9) OBP: 0.327, SLG: 0.449	5-3			F8		FC5-4		6-3		4	0	0	0	0	0	2						
<b>Jim Lefebvre, S</b> (1,5) OBP: 0.345, SLG: 0.507	K		1-2		2B			K2-3		4	1	1	0	0	3	0						
<b>John Roseboro, L</b> (1,2) OBP: 0.333, SLG: 0.410	4-3			4-3	2B			4-3		3	0	1	1	0	0	0						
<b>Nate Oliver, R</b> (1,4) OBP: 0.322, SLG: 0.250				6-3		4-3		6-3		3	0	0	0	0	0	1						
<b>Don Sutton, R</b> (1,1) OBP: 0.325, SLG: 0.375 <b>Jim Gilliam, S</b> (8,PH) OBP: 0.243, SLG: 0.218 <b>Ron Perranoski, L</b> (9,1) OBP: 0.333, SLG: 0.667	5-3			5-3		K		4-3	2B	2	0	0	0	0	1	1						
<b>Inning Stats</b>	R: 0 E: 0 K: 0 S: 4	H: 1 LOB: 1 BB: 0 P: 4	R: 0 E: 0 K: 1 S: 5	H: 0 LOB: 0 BB: 0 P: 5	R: 0 E: 0 K: 0 S: 3	H: 1 LOB: 0 BB: 0 P: 3	R: 0 E: 0 K: 1 S: 6	H: 1 LOB: 1 BB: 0 P: 6	R: 1 E: 0 K: 1 S: 7	H: 2 LOB: 1 BB: 0 P: 7	R: 0 E: 0 K: 2 S: 8	H: 1 LOB: 1 BB: 0 P: 8	R: 0 E: 0 K: 1 S: 5	H: 0 LOB: 0 BB: 0 P: 5	R: 0 E: 0 K: 0 S: 4	H: 1 LOB: 1 BB: 0 P: 4		R: 0 E: 0 K: 2 S: 7	H: 0 LOB: 0 BB: 0 P: 7	1B: 4 2B: 3 3B: 0 HR: 0	SF: 0 SAC: 0 DP: 0 HBP: 0	WP: 0 PB: 0 SB: 0 CS: 1
<b>PITCHER</b>	IP	WLS	BF	H	R	ER	SO	BB	IBB	HBP	BLK	WP	HR	S	P	ERA	WHIP					
<b>Gaylord Perry, R</b> (1,1) ERA: 2.6	9.0	W	33	7	1	1	8	0	0	0	0	0	0	49	49	1.00	0.778					



Batter	1	2	3	4	5	6	7	8	9	AB	R	H	RBI	BB	SO	LOB	TOP			
Tito Fuentes, S (1,4) Hal Lanier, R (3,4) OBP: 0.293, SLG: 0.347 OBP: 0.243, SLG: 0.288										1	0	0	0	0	1	0	<p>San Francisco Giants @ Los Angeles Dodgers Dodger Stadium, Los Angeles, CA Sat Jun 18 1966, 7:05 PM PDT Att: 54,567 - Unknown</p> <p>livebaseballscores.com</p>			
Jim Davenport, R (1,6) OBP: 0.346, SLG: 0.430										4	1	1	1	0	2	0				
Willie Mays, R (1,8) OBP: 0.344, SLG: 0.541										3	1	0	0	1	0	0				
Jim Ray Hart, R (1,5) OBP: 0.374, SLG: 0.542										4	0	2	0	0	1	0				
Cap Peterson, R (1,7) OBP: 0.282, SLG: 0.254										4	0	0	0	0	0	3				
Willie McCovey, L (1,3) OBP: 0.394, SLG: 0.561										2	0	0	1	1	1	0				
Ollie Brown, R (1,9) OBP: 0.280, SLG: 0.272										4	0	1	0	0	2	2				
Dick Dietz, R (1,2)										3	0	0	0	0	2	2				
Ray Sadecki, L (1,1) Ozzie Virgil, R (8,PH) Bill Henry, L (8,1)										2	0	0	0	0	0	2				
										1	0	0	0	0	0	0				
<b>Inning Stats</b>	R: 0 E: 0 K: 2 S: 7	H: 0 LOB: 0 BB: 0 P: 7	R: 0 E: 0 K: 1 S: 5	H: 0 LOB: 0 BB: 0 P: 5	R: 0 E: 0 K: 2 S: 7	H: 0 LOB: 0 BB: 0 P: 7	R: 1 E: 0 K: 0 S: 5	H: 2 LOB: 1 BB: 0 P: 5	R: 0 E: 1 K: 0 S: 4	H: 0 LOB: 2 BB: 1 P: 8	R: 0 E: 0 K: 1 S: 6	H: 1 LOB: 1 BB: 0 P: 6	R: 0 E: 0 K: 1 S: 5	H: 0 LOB: 0 BB: 0 P: 5	R: 1 E: 0 K: 1 S: 6	H: 1 LOB: 1 BB: 1 P: 10	1B: 3 2B: 0 3B: 0 HR: 1	SF: 1 SAC: 0 DP: 0 HBP: 0	WP: 0 PB: 0 SB: 0 CS: 0	PA: 34
<b>PITCHER</b> Sandy Koufax, L (1,1) ERA: 1.57	IP: 9.0 WLS: W BF: 34 H: 4 R: 2 ER: 2 SO: 10 BB: 2 IBB: 0 HBP: 0 BLK: 0 WP: 0 HR: 1 S: 52 P: 60 ERA: 2.00 WHIP: 0.667															<b>PITCHER</b>				

Batter	1	2	3	4	5	6	7	8	9	AB	R	H	RBI	BB	SO	LOB	BOTTOM			
Maury Wills, S (1,6) OBP: 0.344, SLG: 0.345										3	0	1	0	1	1	1	<p>San Francisco Giants @ Los Angeles Dodgers Dodger Stadium, Los Angeles, CA Sat Jun 18 1966, 7:05 PM PDT Att: 54,567 - Unknown</p> <p>livebaseballscores.com</p>			
Wes Parker, S (1,3) OBP: 0.351, SLG: 0.440										2	2	0	0	2	1	1				
Willie Davis, L (1,8) OBP: 0.294, SLG: 0.352										4	0	0	0	0	0	3				
Tommy Davis, R (1,7) OBP: 0.317, SLG: 0.393										4	0	2	2	0	1	0				
Lou Johnson, R (1,9) OBP: 0.322, SLG: 0.441										3	0	0	0	0	1	2				
Jim Lefebvre, S (1,5) John Kennedy, R (8,5) OBP: 0.346, SLG: 0.522 OBP: 0.247, SLG: 0.282										2	1	1	1	1	0	0				
John Roseboro, L (1,2) OBP: 0.340, SLG: 0.415										3	0	2	0	0	0	0				
Nate Oliver, R (1,4) OBP: 0.312, SLG: 0.241										3	0	0	0	0	0	3				
Sandy Koufax, R (1,1) OBP: 0.082, SLG: 0.064										3	0	0	0	0	0	2				
<b>Inning Stats</b>	R: 1 E: 0 K: 2 S: 8	H: 1 LOB: 1 BB: 1 P: 12	R: 0 E: 0 K: 0 S: 3	H: 1 LOB: 1 BB: 1 P: 7	R: 0 E: 0 K: 0 S: 3	H: 1 LOB: 0 BB: 0 P: 3	R: 0 E: 0 K: 1 S: 5	H: 0 LOB: 0 BB: 0 P: 5	R: 0 E: 0 K: 0 S: 3	H: 0 LOB: 0 BB: 0 P: 3	R: 1 E: 0 K: 0 S: 3	H: 1 LOB: 1 BB: 2 P: 11	R: 1 E: 0 K: 0 S: 5	H: 2 LOB: 1 BB: 0 P: 5	R: 0 E: 0 K: 1 S: 5	H: 0 LOB: 0 BB: 0 P: 5	1B: 5 2B: 0 3B: 0 HR: 1	SF: 0 SAC: 0 DP: 1 HBP: 0	WP: 0 PB: 0 SB: 3 CS: 3	PA: 31
<b>PITCHER</b> Ray Sadecki, L (1,1) Bill Henry, L (8,1) ERA: 4.37 ERA: 0.66	IP: 7.0 WLS: L BF: 28 H: 6 R: 3 ER: 3 SO: 3 BB: 4 IBB: 0 HBP: 0 BLK: 0 WP: 0 HR: 1 S: 30 P: 46 ERA: 3.86 WHIP: 1.429															<b>PITCHER</b>				

AB	31
R	2
H	4
RBI	2
BB	2
SO	10
LOB	11



AB	27
R	3
H	6
RBI	3
BB	4
SO	4
LOB	12









Batter	1	2	3	4	5	6	7	8	9	AB	R	H	RBI	BB	SO	LOB	TOP			
Jim Davenport, R (1, 6) OBP: 0.347, SLG: 0.442										4	1	1	1	0	1	2	<b>San Francisco Giants @ Chicago Cubs</b> Wrigley Field, Chicago, IL Tue Jun 21 1966, 3:33 AM CDT Att: 11,483 - Unknown			
Tom Haller, L (1, 2) OBP: 0.305, SLG: 0.471										5	1	2	3	0	2	1				
Willie Mays, R (1, 8) OBP: 0.352, SLG: 0.544										4	0	1	1	1	1	1				
Willie McCovey, L (1, 3) OBP: 0.368, SLG: 0.551										3	1	1	0	2	0	1				
Jim Ray Hart, R (1, 5) OBP: 0.374, SLG: 0.545										3	1	1	2	1	0	2				
Cap Peterson, R (1, 7) OBP: 0.279, SLG: 0.244										3	0	0	0	1	0	2				
Don Landrum, L (8, 7) OBP: 0.247, SLG: 0.197										0	0	0	0	0	0	0				
Ollie Brown, R (1, 9) OBP: 0.284, SLG: 0.277										3	2	1	0	1	2	2				
Hal Lanier, R (1, 4) OBP: 0.238, SLG: 0.281										4	2	1	0	0	0	3				
Juan Marichal, R (1, 1) OBP: 0.278, SLG: 0.333										4	1	2	2	0	1	0				
<b>Inning Stats</b>	R: 3 E: 0 K: 1 S: 8	H: 4 LOB: 0 BB: 0 P: 8	R: 0 E: 0 K: 2 S: 7	H: 0 LOB: 0 BB: 0 P: 7	R: 0 E: 0 K: 1 S: 5	H: 0 LOB: 0 BB: 0 P: 5	R: 0 E: 0 K: 1 S: 5	H: 0 LOB: 0 BB: 2 P: 13	R: 0 E: 0 K: 0 S: 3	H: 0 LOB: 0 BB: 0 P: 3	R: 2 E: 0 K: 2 S: 9	H: 3 LOB: 1 BB: 1 P: 13	R: 0 E: 0 K: 0 S: 2	H: 0 LOB: 0 BB: 1 P: 6	R: 4 E: 1 K: 0 S: 7	H: 3 LOB: 0 BB: 0 P: 7	1B: 5 2B: 2 3B: 1 HR: 2	SF: 1 SAC: 0 DP: 2 HBP: 0	WP: 1 PB: 0 SB: 0 CS: 0	PA: 40
<b>PITCHER</b>	IP WLS BF H R ER SO BB IBB HBP BLK WP HR S P ERA WHIP																			
Bill Hands, R (1, 1) ERA: 3.74	6.0 L 27 6 5 5 5 5 0 0 0 0 1 1 32 52 7.50 1.833																			
Fergie Jenkins, R (7, 1) ERA: 4.45	1.0 3 1 0 0 2 0 0 0 0 0 0 0 7 7 0.00 1.000																			
Dick Ellsworth, L (8, 1) ERA: 3.14	1.1 8 3 4 3 0 1 0 0 0 0 0 1 7 11 20.25 3.000																			
Chuck Estrada, R (9, 1) ERA: 6.75	0.2 2 0 0 0 0 0 0 0 0 0 0 0 2 2 0.00 0.000																			

Batter	1	2	3	4	5	6	7	8	9	AB	R	H	RBI	BB	SO	LOB	BOTTOM					
Don Kessinger, S (1, 6) OBP: 0.255, SLG: 0.249										4	0	0	0	0	0	0	<b>San Francisco Giants @ Chicago Cubs</b> Wrigley Field, Chicago, IL Tue Jun 21 1966, 3:33 AM CDT Att: 11,483 - Unknown					
George Altman, L (9, FH) OBP: 0.250, SLG: 0.387										1	0	0	0	0	0	0						
Glenn Beckert, R (1, 4) OBP: 0.304, SLG: 0.339										4	1	1	0	0	0	0						
Billy Williams, L (1, 9) OBP: 0.314, SLG: 0.396										4	1	3	0	0	0	0						
Ron Santo, R (1, 5) OBP: 0.405, SLG: 0.565										3	0	1	0	0	0	2						
Joey Amalfitano, R (7, 5) OBP: 0.172, SLG: 0.125										0	0	0	0	0	0	0						
Jimmy Stewart, S (8, FH) OBP: 0.189, SLG: 0.204										1	0	0	0	0	0	1						
14 Ernie Banks, R (1, 3) OBP: 0.279, SLG: 0.368										4	2	2	2	0	0	2						
John Boccabella, R (1, 7) OBP: 0.225, SLG: 0.410										4	1	1	0	0	2	0						
Byron Browne, R (1, 8) OBP: 0.324, SLG: 0.487										3	1	1	3	1	0	0						
Randy Hundley, R (1, 2) OBP: 0.279, SLG: 0.410										4	1	1	1	0	0	1						
Bill Hands, R (1, 1) ERA: 3.74	9.0 W 37 10 7 7 3 1 0 0 0 0 0 3 42 46 7.00 1.222																					
Fergie Jenkins, R (7, 1) ERA: 4.45	1.0 3 1 0 0 2 0 0 0 0 0 0 0 7 7 0.00 1.000																					
Lee Thomas, L (8, 1) ERA: 3.14	1.1 8 3 4 3 0 1 0 0 0 0 0 1 7 11 20.25 3.000																					
Dick Ellsworth, L (8, 1) ERA: 3.14	1.1 8 3 4 3 0 1 0 0 0 0 0 1 7 11 20.25 3.000																					
Chuck Estrada, R (9, 1) ERA: 6.75	0.2 2 0 0 0 0 0 0 0 0 0 0 0 2 2 0.00 0.000																					
Marty Keough, L (9, FH) OBP: 0.160, SLG: 0.087	0.2 2 0 0 0 0 0 0 0 0 0 0 0 2 2 0.00 0.000																					
<b>Inning Stats</b>	R: 0 E: 0 K: 0 S: 3	H: 0 LOB: 0 BB: 0 P: 3	R: 0 E: 0 K: 1 S: 5	H: 1 LOB: 0 BB: 0 P: 5	R: 0 E: 0 K: 1 S: 5	H: 0 LOB: 0 BB: 0 P: 5	R: 3 E: 1 K: 0 S: 6	H: 3 LOB: 0 BB: 0 P: 6	R: 1 E: 0 K: 0 S: 4	H: 1 LOB: 0 BB: 0 P: 4	R: 0 E: 0 K: 0 S: 4	H: 1 LOB: 1 BB: 0 P: 4	R: 0 E: 0 K: 1 S: 5	H: 0 LOB: 1 BB: 1 P: 9	R: 0 E: 0 K: 0 S: 4	H: 1 LOB: 0 BB: 0 P: 4	R: 3 E: 0 K: 0 S: 6	H: 3 LOB: 0 BB: 0 P: 6	1B: 5 2B: 2 3B: 1 HR: 3	SF: 0 SAC: 0 DP: 1 HBP: 0	WP: 0 PB: 0 SB: 0 CS: 0	PA: 37
<b>PITCHER</b>	IP WLS BF H R ER SO BB IBB HBP BLK WP HR S P ERA WHIP																					
Juan Marichal, R (1, 1) ERA: 1.96	9.0 W 37 10 7 7 3 1 0 0 0 0 0 3 42 46 7.00 1.222																					





Batter	1	2	3	4	5	6	7	8	9	AB	R	H	RBI	BB	SO	LOB	TOP				
Jim Davenport, R (1, 6) OBP: 0.342, SLG: 0.429										4	0	0	0	1	1	4	<b>San Francisco Giants @ Chicago Cubs</b> Wrigley Field, Chicago, IL Wed Jun 22 1966, 3:33 AM CDT Unknown				
Tom Haller, L (1, 2) OBP: 0.299, SLG: 0.461										4	0	0	0	0	1	3					
Willie Mays, R (1, 8) OBP: 0.354, SLG: 0.546										3	0	1	0	1	0	0					
Willie McCovey, L (1, 3)										3	1	0	0	1	1	2					
Jim Ray Hart, R (1, 5) OBP: 0.375, SLG: 0.547										3	1	1	0	1	0	1					
Cap Peterson, R (1, 7) OBP: 0.281, SLG: 0.247										3	1	1	1	0	1	2					
Don Landrum, L (6, 7) OBP: 0.257, SLG: 0.224										1	0	1	0	0	0	0					
Ollie Brown, R (1, 9) OBP: 0.283, SLG: 0.277										4	0	1	0	0	0	3					
Hal Lanier, R (1, 4) OBP: 0.244, SLG: 0.282										3	0	1	1	1	1	0					
Gaylord Perry, R (1, 1) OBP: 0.214, SLG: 0.250										2	0	0	0	0	1	2					
Don Mason, L (7, PH) OBP: 0.071, SLG: 0.071										1	0	0	0	0	0	0					
Frank Linzy, R (7, 1) OBP: 0.200, SLG: 0.400										1	0	0	0	0	0	2					
<b>Inning Stats</b>	R: 0 E: 0 K: 0 S: 2	H: 0 LOB: 0 BB: 1 P: 6	R: 0 E: 0 K: 1 S: 5	H: 0 LOB: 0 BB: 0 P: 5	R: 0 E: 0 K: 1 S: 5	H: 0 LOB: 0 BB: 0 P: 5	R: 0 E: 0 K: 0 S: 3	H: 0 LOB: 0 BB: 0 P: 3	R: 3 E: 1 K: 2 S: 11	H: 4 LOB: 2 BB: 1 P: 15	R: 0 E: 0 K: 0 S: 4	H: 1 LOB: 0 BB: 1 P: 8	R: 0 E: 0 K: 1 S: 5	H: 0 LOB: 0 BB: 0 P: 5	R: 0 E: 0 K: 1 S: 5	H: 0 LOB: 1 BB: 1 P: 9	R: 0 E: 1 K: 0 S: 4	H: 1 LOB: 2 BB: 1 P: 8	1B: 3 2B: 3 3B: 0 HR: 0	SF: 0 SAC: 0 DP: 1 HBP: 0	WP: 0 PA: 37 PB: 0 SB: 0 CS: 0
<b>PITCHER</b>	IP WLS BF H R ER SO BB IBB HBP BLK WP HR S P ERA WHIP																				
Cal Koonce, R (1, 1) ERA: 6.41	4.0 L 17 4 3 2 2 2 0 0 0 0 0 0 19 27 4.50 1.500																				
Fergie Jenkins, R (5, 1) ERA: 4.29	3.0 11 1 0 0 3 0 1 0 0 0 0 0 16 20 0.00 0.333																				
Don Lee, R (8, 1) ERA: 2.25	2.0 9 1 0 0 1 2 0 0 0 0 0 0 9 17 0.00 1.500																				

Batter	1	2	3	4	5	6	7	8	9	AB	R	H	RBI	BB	SO	LOB	BOTTOM		
Adolfo Phillips, R (1, 8) OBP: 0.354, SLG: 0.469										4	0	0	0	0	1	1	<b>San Francisco Giants @ Chicago Cubs</b> Wrigley Field, Chicago, IL Wed Jun 22 1966, 3:33 AM CDT Unknown		
Glenn Beckert, R (1, 4) OBP: 0.307, SLG: 0.346										4	0	2	1	0	0	0			
Billy Williams, L (1, 9) OBP: 0.316, SLG: 0.409										4	1	2	1	0	1	1			
Ron Santo, R (1, 5) OBP: 0.407, SLG: 0.562										3	0	1	0	1	1	2			
14 Ernie Banks, R (1, 3) OBP: 0.279, SLG: 0.365										4	0	1	0	0	0	2			
Byron Browne, R (1, 7) OBP: 0.325, SLG: 0.487										2	0	1	0	0	1	2			
John Boccabella, R (7, PH) OBP: 0.214, SLG: 0.390										2	0	0	0	0	0	0			
Randy Hundley, R (1, 2) OBP: 0.274, SLG: 0.402										4	0	0	0	0	1	3			
Don Kessinger, S (1, 6) OBP: 0.262, SLG: 0.255										3	1	2	0	0	0	0			
Cal Koonce, R (1, 1) ERA: 2.63										0	0	0	0	0	0	0			
Fergie Jenkins, R (5, 1) ERA: 4.29										1	0	0	0	0	1	0			
George Altman, L (7, PH) OBP: 0.247, SLG: 0.382										1	0	0	0	0	0	1			
Don Lee, R (8, 1) OBP: 1.000, SLG: 1.000										0	0	0	0	0	0	0			
<b>Inning Stats</b>	R: 0 E: 0 K: 1 S: 5	H: 2 LOB: 1 BB: 0 P: 6	R: 1 E: 0 K: 1 S: 6	H: 2 LOB: 1 BB: 0 P: 6	R: 1 E: 0 K: 1 S: 6	H: 2 LOB: 1 BB: 1 P: 10	R: 0 E: 0 K: 0 S: 4	H: 1 LOB: 0 BB: 0 P: 4	R: 0 E: 0 K: 0 S: 4	H: 1 LOB: 1 BB: 0 P: 4	R: 0 E: 0 K: 1 S: 6	H: 1 LOB: 1 BB: 0 P: 6	R: 0 E: 0 K: 0 S: 3	H: 0 LOB: 0 BB: 0 P: 3	R: 0 E: 0 K: 0 S: 3	H: 0 LOB: 0 BB: 0 P: 3	1B: 7 2B: 1 3B: 0 HR: 1	SF: 0 SAC: 1 DP: 2 HBP: 0	WP: 0 PA: 34 PB: 0 SB: 0 CS: 0
<b>PITCHER</b>	IP WLS BF H R ER SO BB IBB HBP BLK WP HR S P ERA WHIP																		
Gaylord Perry, R (1, 1) ERA: 2.63	6.0 W 23 7 2 2 5 1 0 0 0 0 0 0 13 13 3.00 1.333																		
Frank Linzy, R (7, 1) ERA: 2.67	3.0 S 11 2 0 0 1 0 0 0 0 0 0 0 13 13 0.00 0.667																		





Batter	1	2	3	4	5	6	7	8	9	AB	R	H	RBI	BB	SO	LOB	TOP					
Don Landrum, L (1, 9) OBP: 0.253, SLG: 0.236										5	1	1	0	0	2	2	San Francisco Giants @ Chicago Cubs Wrigley Field, Chicago, IL Wed Jun 22 1966, 3:38 AM CDT Att: 16,732 - Unknown					
Jim Davenport, R (1, 6) OBP: 0.336, SLG: 0.420										5	1	1	1	0	1	1						
Willie McCovey, L (1, 3) OBP: 0.370, SLG: 0.542										2	1	1	0	0	0	1						
Bob Barton, R (4, PR) OBP: 0.222, SLG: 0.207										2	0	0	0	0	0	0						
Jim Ray Hart, R (1, 5) OBP: 0.383, SLG: 0.566										4	3	3	1	1	0	1						
Tom Haller, L (1, 2) OBP: 0.306, SLG: 0.477										4	2	2	3	1	1	2						
Cap Peterson, R (1, 7) OBP: 0.290, SLG: 0.259										4	1	2	2	0	0	2						
Ollie Brown, R (1, 8) OBP: 0.278, SLG: 0.271										4	0	0	0	0	3	3						
Hal Lanier, R (1, 4) OBP: 0.249, SLG: 0.297										4	0	2	2	0	0	0						
Ron Herbel, R (1, 1) OBP: 0.095, SLG: 0.050										4	0	0	0	0	3	2						
Lindy McDaniel, R (8, 1) OBP: 0.125, SLG: 0.125										0	0	0	0	0	0	0						
Bill Henry, L (9, 1)										0	0	0	0	0	0	0						
<b>Inning Stats</b>	R: 3 E: 0 K: 1 S: 9	H: 4 LOB: 1 BB: 0 P: 9	R: 0 E: 0 K: 1 S: 6	H: 1 LOB: 1 BB: 0 P: 6	R: 4 E: 0 K: 1 S: 9	H: 4 LOB: 1 BB: 1 P: 13	R: 0 E: 0 K: 0 S: 3	H: 0 LOB: 2 BB: 1 P: 8	R: 0 E: 0 K: 2 S: 7	H: 0 LOB: 0 BB: 0 P: 7	R: 1 E: 0 K: 1 S: 6	H: 2 LOB: 0 BB: 0 P: 6	R: 0 E: 0 K: 1 S: 5	H: 0 LOB: 0 BB: 0 P: 5	R: 1 E: 0 K: 1 S: 6	H: 1 LOB: 0 BB: 0 P: 6	1B: 6 2B: 4 3B: 0 HR: 2	SF: 0 SAC: 0 DP: 0 HBP: 1	WP: 0 PB: 0 SB: 0 CS: 0	PA: 41		
<b>PITCHER</b>	IP WLS BF H R ER SO BB IBB HBP BLK WP HR S P ERA WHIP																					
Ernie Broglio, R (1, 1) ERA: 6.38	2.0 L 14 7 6 6 2 1 0 0 0 0 0 1 17 21 27.00 4.000																					
Chuck Estrada, R (3, 1) ERA: 7.3	0.1 3 2 1 1 0 0 0 0 0 0 0 0 3 3 27.00 6.000																					
Bill Faul, R (3, 1) ERA: 4.75	2.2 10 0 0 0 3 1 0 1 0 0 0 0 14 19 0.00 0.375																					
Billy Hoelt, L (6, 1) ERA: 3.88	2.0 7 2 1 1 3 0 0 0 0 0 0 0 13 13 4.50 1.000																					
Fergie Jenkins, R (8, 1) ERA: 4.29	2.0 7 1 1 1 2 0 0 0 0 0 0 1 11 11 4.50 0.500																					
<b>Batter</b>	<b>1</b>	<b>2</b>	<b>3</b>	<b>4</b>	<b>5</b>	<b>6</b>	<b>7</b>	<b>8</b>	<b>9</b>	<b>AB</b>	<b>R</b>	<b>H</b>	<b>RBI</b>	<b>BB</b>	<b>SO</b>	<b>LOB</b>	<b>BOTTOM</b>					
Marty Keough, L (1, 8) OBP: 0.167, SLG: 0.074										4	0	0	0	1	1	1	San Francisco Giants @ Chicago Cubs Wrigley Field, Chicago, IL Wed Jun 22 1966, 3:38 AM CDT Att: 16,732 - Unknown					
Glenn Beckert, R (1, 4) OBP: 0.305, SLG: 0.343										5	0	1	0	0	0	1						
Billy Williams, L (1, 9) OBP: 0.325, SLG: 0.426										4	2	3	1	1	0	2						
Ron Santo, R (1, 5) OBP: 0.408, SLG: 0.561										4	1	2	0	0	0	1						
14 Ernie Banks, R (1, 3) OBP: 0.278, SLG: 0.378										4	1	1	2	0	0	3						
John Boccabella, R (1, 7) OBP: 0.261, SLG: 0.511										4	1	3	1	0	0	0						
Randy Hundley, R (1, 2) OBP: 0.289, SLG: 0.394										4	0	0	0	0	0	2						
Don Kessinger, S (1, 6) OBP: 0.268, SLG: 0.251										3	0	0	0	0	1	0						
Lee Thomas, L (9, PH) OBP: 0.275, SLG: 0.331										1	0	0	0	0	0	0						
Ernie Broglio, R (1, 1) ERA: 6.38	2.0 L 14 7 6 6 2 1 0 0 0 0 0 1 17 21 27.00 4.000																					
Chuck Estrada, R (3, 1) ERA: 7.3	0.1 3 2 1 1 0 0 0 0 0 0 0 0 3 3 27.00 6.000																					
Bill Faul, R (3, 1) ERA: 4.75	2.2 10 0 0 0 3 1 0 1 0 0 0 0 14 19 0.00 0.375																					
Billy Hoelt, L (6, 1) ERA: 3.88	2.0 7 2 1 1 3 0 0 0 0 0 0 0 13 13 4.50 1.000																					
Fergie Jenkins, R (8, 1) ERA: 4.29	2.0 7 1 1 1 2 0 0 0 0 0 0 1 11 11 4.50 0.500																					
<b>Inning Stats</b>	R: 0 E: 0 K: 0 S: 4	H: 1 LOB: 2 BB: 1 P: 8	R: 1 E: 0 K: 0 S: 4	H: 1 LOB: 0 BB: 0 P: 4	R: 1 E: 0 K: 0 S: 4	H: 1 LOB: 0 BB: 0 P: 4	R: 0 E: 0 K: 0 S: 3	H: 0 LOB: 0 BB: 0 P: 3	R: 0 E: 0 K: 2 S: 8	H: 1 LOB: 1 BB: 0 P: 8	R: 1 E: 0 K: 0 S: 5	H: 3 LOB: 1 BB: 0 P: 5	R: 0 E: 0 K: 0 S: 3	H: 0 LOB: 0 BB: 0 P: 3	R: 2 E: 0 K: 0 S: 6	H: 3 LOB: 1 BB: 0 P: 6	R: 0 E: 0 K: 1 S: 6	H: 1 LOB: 2 BB: 1 P: 10	1B: 7 2B: 1 3B: 0 HR: 3	SF: 0 SAC: 0 DP: 1 HBP: 0	WP: 0 PB: 0 SB: 0 CS: 0	PA: 39
<b>PITCHER</b>	IP WLS BF H R ER SO BB IBB HBP BLK WP HR S P ERA WHIP																					
Ron Herbel, R (1, 1) ERA: 4.48	7.2 W 33 10 5 5 2 1 0 0 0 0 0 3 36 40 5.87 1.435																					
Lindy McDaniel, R (8, 1) ERA: 3.5	1.0 5 1 0 0 1 1 0 0 0 0 0 0 6 10 0.00 2.000																					
Bill Henry, L (9, 1) ERA: 0.64	0.1 S 1 0 0 0 0 0 0 0 0 0 0 0 1 1 0.00 0.000																					



Batter	1	2	3	4	5	6	7	8	9	AB	R	H	RBI	BB	SO	LOB	TOP											
<b>Ozzie Virgil, R</b> OBP: 0.300, SLG: 0.600 (1, 3)										5	2	3	2	0	0	1	<b>San Francisco Giants @ Chicago Cubs</b> Wrigley Field, Chicago, IL Thu Jun 23 1966, 3:33 AM CDT Att: 9,623 - Unknown <a href="http://livebaseballscorecards.com">livebaseballscorecards.com</a>											
<b>Jim Davenport, R</b> OBP: 0.346, SLG: 0.427 (1, 6)										5	2	3	0	0	0	0												
<b>Willie Mays, R</b> OBP: 0.358, SLG: 0.560 (1, 8)										5	1	3	3	0	0	2												
<b>Jim Ray Hart, R</b> OBP: 0.381, SLG: 0.559 <b>Willie McCovey, L</b> OBP: 0.370, SLG: 0.542 (1, 5)										3	0	0	0	1	0	1												
<b>Cap Peterson, R</b> OBP: 0.289, SLG: 0.261 (1, 7)										3	0	1	1	0	0	0												
<b>Ollie Brown, R</b> OBP: 0.273, SLG: 0.266 (1, 9)										4	0	0	0	0	0	3												
<b>Tom Haller, L</b> OBP: 0.309, SLG: 0.482 (1, 2)										4	1	2	0	0	1	0												
<b>Hal Lanier, R</b> OBP: 0.244, SLG: 0.291 (1, 4)										4	0	0	0	0	1	2												
<b>Ray Sadecki, L</b> OBP: 0.278, SLG: 0.444 <b>Bob Priddy, R</b> OBP: 0.286, SLG: 0.167 <b>Dick Dietz, R</b> (7, PH) <b>Lindy McDaniel, R</b> OBP: 0.111, SLG: 0.111 (7, 1)										1	0	0	0	0	0	0												
<b>Inning Stats</b>	R: 3 E: 0 K: 0 S: 6	H: 3 LOB: 0 BB: 0 P: 6	R: 0 E: 0 K: 0 S: 3	H: 0 LOB: 0 BB: 0 P: 3	R: 0 E: 0 K: 0 S: 4	H: 1 LOB: 1 BB: 0 P: 4	R: 0 E: 0 K: 1 S: 5	H: 0 LOB: 0 BB: 0 P: 5	R: 1 E: 0 K: 1 S: 6	H: 1 LOB: 1 BB: 0 P: 6	R: 0 E: 0 K: 1 S: 4	H: 1 LOB: 1 BB: 0 P: 6	R: 0 E: 0 K: 1 S: 4	H: 1 LOB: 1 BB: 1 P: 8	R: 1 E: 0 K: 0 S: 6	H: 3 LOB: 2 BB: 0 P: 6	1B: 9 2B: 1 3B: 0 HR: 2	SF: 1 SAC: 0 DP: 1 HBP: 0	WP: 1 PB: 0 SB: 2 CS: 0	PA: 39								
<b>PITCHER</b>	IP	WLS	BF	H	R	ER	SO	BB	IBB	HBP	BLK	WP	HR	S	P	ERA	WHIP											
<b>Dick Ellsworth, L</b> ERA: 3.38 <b>Don Lee, R</b> ERA: 2.21	(1, 1)	8.2	L	38	12	6	6	3	1	0	0	0	1	2	43	47	6.23	1.500										

Batter	1	2	3	4	5	6	7	8	9	AB	R	H	RBI	BB	SO	LOB	BOTTOM										
<b>Jimmy Stewart, S</b> OBP: 0.207, SLG: 0.208 <b>Adolfo Phillips, R</b> OBP: 0.351, SLG: 0.463 (9, PH)										3	0	0	0	1	0	1	<b>San Francisco Giants @ Chicago Cubs</b> Wrigley Field, Chicago, IL Thu Jun 23 1966, 3:33 AM CDT Att: 9,623 - Unknown <a href="http://livebaseballscorecards.com">livebaseballscorecards.com</a>										
<b>Glenn Beckert, R</b> OBP: 0.304, SLG: 0.342 (1, 4)										4	0	1	0	0	0	1											
<b>Billy Williams, L</b> OBP: 0.327, SLG: 0.439 (1, 9)										4	2	2	1	0	0	2											
<b>Ron Santo, R</b> OBP: 0.406, SLG: 0.556 (1, 5)										4	1	1	0	0	0	1											
<b>14 Ernie Banks, R</b> OBP: 0.278, SLG: 0.376 (1, 3)										4	0	1	0	0	0	2											
<b>John Boccabella, R</b> OBP: 0.265, SLG: 0.574 (1, 7)										2	1	1	2	0	1	0											
<b>Randy Hundley, R</b> OBP: 0.273, SLG: 0.490 (1, 2)										2	0	1	1	1	0	0											
<b>Don Kessinger, S</b> OBP: 0.254, SLG: 0.247 <b>Lee Thomas, L</b> OBP: 0.273, SLG: 0.330 (9, PH)										3	0	0	0	0	1	4											
<b>Dick Ellsworth, L</b> OBP: 0.189, SLG: 0.143 <b>Don Lee, R</b> OBP: 1.000, SLG: 1.000 <b>George Altman, L</b> OBP: 0.253, SLG: 0.385 (9, PH)										2	0	0	0	0	1	0											
<b>Inning Stats</b>	R: 0 E: 0 K: 0 S: 2	H: 0 LOB: 1 BB: 1 P: 6	R: 1 E: 0 K: 0 S: 5	H: 2 LOB: 1 BB: 0 P: 5	R: 0 E: 0 K: 0 S: 2	H: 0 LOB: 0 BB: 0 P: 3	R: 2 E: 0 K: 0 S: 6	H: 3 LOB: 1 BB: 0 P: 6	R: 0 E: 0 K: 1 S: 7	H: 1 LOB: 2 BB: 1 P: 11	R: 0 E: 0 K: 1 S: 6	H: 1 LOB: 1 BB: 0 P: 6	R: 0 E: 0 K: 1 S: 5	H: 0 LOB: 0 BB: 0 P: 5	R: 0 E: 0 K: 0 S: 4	H: 1 LOB: 1 BB: 0 P: 4	1B: 5 2B: 1 3B: 0 HR: 2	SF: 2 SAC: 1 DP: 2 HBP: 1	WP: 0 PB: 0 SB: 1 CS: 0	PA: 37							
<b>PITCHER</b>	IP	WLS	BF	H	R	ER	SO	BB	IBB	HBP	BLK	WP	HR	S	P	ERA	WHIP										
<b>Ray Sadecki, L</b> ERA: 4.6 <b>Bob Priddy, R</b> ERA: 1.56 <b>Lindy McDaniel, R</b> ERA: 3.28	(1, 1)	3.0		14	5	3	3	0	1	0	0	0	0	13	17	0.00	0.667										



Batter	1	2	3	4	5	6	7	8	9	AB	R	H	RBI	BB	SO	LOB	TOP					
<b>Jim Davenport, R</b> (1, 6) <small>OBP: 0.340, SLG: 0.418</small> <b>Don Mason, L</b> (6, 4) <small>OBP: 0.133, SLG: 0.333</small>	K		F4		K			HR		3	0	0	0	0	2	0	<b>San Francisco Giants @ Cincinnati Reds</b> Crosley Field, Cincinnati, OH Fri Jun 24 1966, 7:05 PM EDT Att: 19,155 - Unknown					
<b>Tom Haller, L</b> (1, 2) <small>OBP: 0.308, SLG: 0.478</small>	1B		G3		K			K		4	0	1	0	0	2	0						
<b>Willie Mays, R</b> (1, 8) <small>OBP: 0.358, SLG: 0.557</small> <b>Dick Dietz, R</b> (6, 2)	K		1B		6-3			K		3	0	1	0	0	1	1						
<b>Willie McCovey, L</b> (1, 3) <small>OBP: 0.365, SLG: 0.534</small> <b>Ozzie Virgil, R</b> (6, 9) <small>OBP: 0.273, SLG: 0.545</small>	F6		G3			F3		6-3		3	0	0	0	0	2	0						
<b>Jim Ray Hart, R</b> (1, 5) <small>OBP: 0.383, SLG: 0.556</small>		1B		FC4		6-3			6-3	3	0	1	0	1	0	0						
<b>Cap Peterson, R</b> (1, 7) <small>OBP: 0.287, SLG: 0.261</small>		1B		FC4		6-3			F4	4	0	1	0	0	0	1						
<b>Ollie Brown, R</b> (1, 9) <small>OBP: 0.272, SLG: 0.266</small>		F3		1B			F2		F9	4	0	1	0	0	0	2						
<b>Hal Lanier, R</b> (1, 4) <small>OBP: 0.240, SLG: 0.286</small>	K		F9			1-3				3	0	0	0	0	1	4						
<b>Bobby Bolin, R</b> (1, 1) <small>OBP: 0.219, SLG: 0.179</small> <b>Len Cadedosoni, L</b> (2, PH) <small>OBP: 0.296, SLG: 0.284</small> <b>Joe Gibbon, L</b> (2, 1) <small>OBP: 0.222, SLG: 0.125</small> <b>Don Landrum, R</b> (4, PH) <small>OBP: 0.265, SLG: 0.228</small> <b>Bob Priddy, R</b> (4, 1) <small>OBP: 0.265, SLG: 0.167</small> <b>Ray Sadecki, L</b> (5, 1) <small>OBP: 0.203, SLG: 0.423</small>	K		K		K		K		K	0	0	0	0	0	0	0						
<b>Inning Stats</b>	R: 0 E: 0 K: 2 S: 8	H: 1 LOB: 1 BB: 0 P: 8	R: 0 E: 0 K: 2 S: 8	H: 1 LOB: 2 BB: 1 P: 12	R: 0 E: 0 K: 0 S: 4	H: 1 LOB: 1 BB: 0 P: 4	R: 0 E: 0 K: 1 S: 7	H: 2 LOB: 2 BB: 0 P: 7	R: 0 E: 0 K: 2 S: 7	H: 0 LOB: 0 BB: 0 P: 7	R: 0 E: 0 K: 0 S: 3	H: 0 LOB: 0 BB: 0 P: 3	R: 0 E: 0 K: 1 S: 5	H: 0 LOB: 0 BB: 0 P: 5	R: 1 E: 0 K: 2 S: 8	H: 1 LOB: 0 BB: 0 P: 8		R: 0 E: 0 K: 0 S: 3	H: 0 LOB: 0 BB: 0 P: 3	1B: 5 2B: 0 3B: 0 HR: 1	SF: 0 SAC: 0 DP: 0 HBP: 0	WP: 0 PB: 0 SB: 0 CS: 0
<b>PITCHER</b>	IP WLS BF H R ER SO BB IBB HBP BLK WP HR S P ERA WHIP																					
<b>Sammy Ellis, R</b> (1, 1) <small>ERA: 5.15</small>	9.0 W 34 6 1 1 10 1 0 0 0 0 1 53 57 1.00 0.778																					

Batter	1	2	3	4	5	6	7	8	9	AB	R	H	RBI	BB	SO	LOB	BOTTOM			
<b>Tommy Harper, R</b> (1, 9) <small>OBP: 0.347, SLG: 0.371</small>	1B	1-3			E6		F8			5	2	2	2	0	0	2	<b>San Francisco Giants @ Cincinnati Reds</b> Crosley Field, Cincinnati, OH Fri Jun 24 1966, 7:05 PM EDT Att: 19,155 - Unknown			
<b>Pete Rose, S</b> (1, 4) <small>OBP: 0.323, SLG: 0.382</small>	1B		6-3		E	2B	3B	FC5-2-5		5	2	3	0	0	0	1				
<b>Vada Pinson, L</b> (1, 8) <small>OBP: 0.361, SLG: 0.475</small>	1B	1-3	E6	1B	SF8	E1	F6	4-3		5	3	2	1	0	0	2				
<b>Gordy Coleman, L</b> (1, 3) <small>OBP: 0.340, SLG: 0.310</small> <b>Dick Simpson, R</b> (6, PH) <small>OBP: 0.240, SLG: 0.409</small>	1-3	1-3	1B		2B	1B	IBB	HBP	1B	2	1	1	0	1	0	2				
<b>Deron Johnson, R</b> (1, 7) <small>OBP: 0.282, SLG: 0.388</small>	K		SF8		1B	2B	K	F3		4	1	1	3	0	2	5				
<b>Johnny Edwards, L</b> (1, 2) <small>OBP: 0.345, SLG: 0.336</small>	1B		5-3		1B	2B	F8	F5		5	0	2	4	0	0	4				
<b>Giraldo Ruiz, S</b> (1, 5) <small>OBP: 0.226, SLG: 0.172</small>	6-3			4-3	F8		SH5-4	1B	1B	4	1	1	0	1	0	2				
<b>Leo Cardenas, R</b> (1, 6) <small>OBP: 0.320, SLG: 0.448</small>		5-3		F3		2B	SH5-4	FC4	1B	4	1	2	1	1	0	0				
<b>Sammy Ellis, L</b> (1, 1) <small>OBP: 0.194, SLG: 0.107</small>	K			K	K		SH5-4	FC4		4	0	0	0	0	3	4				
<b>Inning Stats</b>	R: 3 E: 0 K: 1 S: 9	H: 4 LOB: 1 BB: 0 P: 9	R: 0 E: 0 K: 1 S: 5	H: 0 LOB: 0 BB: 0 P: 5	R: 1 E: 1 K: 0 S: 5	H: 1 LOB: 1 BB: 0 P: 5	R: 0 E: 0 K: 1 S: 5	H: 0 LOB: 0 BB: 0 P: 5	R: 5 E: 2 K: 1 S: 11	H: 5 LOB: 2 BB: 1 P: 15	R: 0 E: 0 K: 1 S: 6	H: 1 LOB: 2 BB: 0 P: 7	R: 2 E: 0 K: 0 S: 4	H: 1 LOB: 1 BB: 2 P: 12	R: 1 E: 0 K: 0 S: 5	H: 2 LOB: 2 BB: 1 P: 9		1B: 10 2B: 2 3B: 2 HR: 0	SF: 1 SAC: 1 DP: 0 HBP: 1	WP: 0 PB: 0 SB: 0 CS: 0
<b>PITCHER</b>	IP WLS BF H R ER SO BB IBB HBP BLK WP HR S P ERA WHIP																			
<b>Bobby Bolin, R</b> (1, 1) <small>ERA: 3.29</small> <b>Joe Gibbon, L</b> (2, 1) <small>ERA: 2.16</small> <b>Bob Priddy, R</b> (4, 1) <small>ERA: 2.4</small> <b>Ray Sadecki, L</b> (5, 1) <small>ERA: 4.73</small>	1.0 L 7 4 3 3 1 0 0 0 0 0 0 0 9 9 27.00 4.000	2.0 8 1 1 0 1 0 0 0 0 0 0 0 10 10 0.00 0.500	1.0 8 3 5 4 1 0 1 0 0 0 0 0 9 13 36.00 3.000	4.0 22 6 3 3 2 3 0 1 0 0 0 0 22 35 6.75 2.250																



Batter	1	2	3	4	5	6	7	8	9	10	AB	R	H	RBI	BB	SO	LOB	TOP								
Jim Davenport, R OBP: 0.329, SLG: 0.404	K		6-3		F8		F4			P3	5	0	0	0	0	1	2									
Tom Haller, L OBP: 0.316, SLG: 0.488 Dick Dietz, R (10, PH) Frank Linzy, R OBP: 0.200, SLG: 0.400	WP 2B		F8			WP 1B				FC5-4 1-2F	4	0	3	0	0	0	0									
Willie Mays, R OBP: 0.352, SLG: 0.545	6-3					FC1-5-4 1B SF8				F7	5	1	0	0	0	2	4									
Willie McCovey, L OBP: 0.307, SLG: 0.531					F6					K	3	0	1	0	1	1	1									
Jim Ray Hart, R OBP: 0.378, SLG: 0.550					5-3					F7	3	0	0	1	0	0	3									
Len Gabrielson, L OBP: 0.265, SLG: 0.294 Cap Peterson, R (9, PH) OBP: 0.284, SLG: 0.258						K				5-3	3	0	2	0	0	1	0									
Ollie Brown, R OBP: 0.272, SLG: 0.265										5-3	4	1	1	0	0	2	3									
Hal Lanier, R OBP: 0.241, SLG: 0.286										K	4	0	1	0	0	1	1									
Juan Marichal, R OBP: 0.276, SLG: 0.328 Don Mason, L OBP: 0.153, SLG: 0.333 Bob Barton, R OBP: 0.222, SLG: 0.207											4	0	1	1	0	1	1									
<b>Inning Stats</b>	R: 0 E: 0 K: 1 S: 6	H: 1 LOB: 2 BB: 1 P: 10	R: 0 E: 0 K: 1 S: 5	H: 1 LOB: 0 BB: 0 P: 5	R: 0 E: 0 K: 0 S: 3	H: 0 LOB: 0 BB: 0 P: 3	R: 0 E: 0 K: 1 S: 5	H: 0 LOB: 0 BB: 0 P: 5	R: 1 E: 1 K: 1 S: 7	H: 2 LOB: 1 BB: 0 P: 7	R: 1 E: 0 K: 1 S: 8	H: 3 LOB: 2 BB: 0 P: 8	R: 0 E: 0 K: 1 S: 5	H: 0 LOB: 0 BB: 0 P: 5	R: 0 E: 0 K: 1 S: 5	H: 0 LOB: 0 BB: 0 P: 5	R: 0 E: 0 K: 1 S: 6	H: 1 LOB: 1 BB: 0 P: 6	R: 0 E: 0 K: 1 S: 6	H: 1 LOB: 1 BB: 0 P: 6	1B: 8 2B: 1 3B: 0 HR: 0	SF: 1 SAC: 0 DP: 1 HBP: 0	WP: 2 PB: 0 SB: 0 CS: 0	PA: 39		
<b>PITCHER</b>	IP 7.1	WLS 30	H 8	R 2	ER 2	SO 6	BB 1	IBB 0	HBP 0	BLK 0	WP 2	HR 0	S 41	P 45	ERA 2.46	WHIP 1.227										
Hank Fischer, R ERA: 4.06 Billy McCool, L ERA: 1.62	(1, 1) 2.2	W 9	1	0	0	3	0	0	0	0	0	0	15	15	0.00	0.375										

**San Francisco Giants @ Cincinnati Reds**  
Crosley Field, Cincinnati, OH  
Sat Jun 25 1966, 7:05 PM EDT  
Att: 27,864 - Unknown

livebaseballscorecards.com

**GIANTS**

AB 37  
R 2  
H 9  
RBI 2  
BB 1  
SO 9  
LOB 16

Batter	1	2	3	4	5	6	7	8	9	10	AB	R	H	RBI	BB	SO	LOB	BOTTOM								
Tommy Harper, R OBP: 0.349, SLG: 0.393	4-3 L4-5 2B		F8					6-3			4	1	2	1	0	0	0									
Pete Rose, S OBP: 0.319, SLG: 0.376	4-3 2-3					3-1				F8	4	0	0	0	0	0	1									
Vada Pinson, L OBP: 0.350, SLG: 0.467	L4-5 3-H					4-3				F8	4	0	0	0	0	1	1									
Gordy Coleman, L OBP: 0.327, SLG: 0.297						4-3				F9	4	0	0	0	0	0	0									
Deron Johnson, R OBP: 0.251, SLG: 0.390						4-3 PB 2B				F8	4	1	1	0	0	2	0									
Johnny Edwards, L OBP: 0.343, SLG: 0.333 Dick Simpson, R OBP: 0.240, SLG: 0.409											4	0	1	0	0	1	1									
Girardo Ruiz, S OBP: 0.200, SLG: 0.152										FC4-6 1B	0	0	0	0	0	0	0									
Leo Cardenas, R OBP: 0.323, SLG: 0.446						4-3				FC4-6 1B	4	1	0	0	0	0	3									
Hank Fischer, R Billy McCool, R Tony Perez, R (10, PH) OBP: 0.324, SLG: 0.372						4-3 PB IBB					3	0	1	0	1	1	0									
						6-3					2	0	0	0	0	0	1									
						1-3					1	0	0	0	0	0	0									
						1-3					1	0	1	1	0	0	0									
<b>Inning Stats</b>	R: 0 E: 0 K: 0 S: 3	H: 1 LOB: 0 BB: 0 P: 3	R: 0 E: 1 K: 1 S: 6	H: 0 LOB: 1 BB: 0 P: 6	R: 0 E: 0 K: 0 S: 3	H: 0 LOB: 0 BB: 0 P: 3	R: 0 E: 0 K: 1 S: 5	H: 0 LOB: 0 BB: 0 P: 5	R: 1 E: 0 K: 1 S: 4	H: 1 LOB: 0 BB: 0 P: 4	R: 0 E: 1 K: 1 S: 5	H: 0 LOB: 0 BB: 0 P: 5	R: 0 E: 0 K: 1 S: 5	H: 0 LOB: 0 BB: 0 P: 5	R: 0 E: 0 K: 0 S: 3	H: 0 LOB: 0 BB: 0 P: 3	R: 1 E: 0 K: 0 S: 5	H: 3 LOB: 2 BB: 0 P: 5	1B: 3 2B: 3 3B: 0 HR: 1	SF: 0 SAC: 0 DP: 1 HBP: 0	WP: 0 PB: 1 SB: 0 CS: 1	PA: 37				
<b>PITCHER</b>	IP 9.0	WLS 31	H 3	R 2	ER 1	SO 5	BB 0	IBB 1	HBP 0	BLK 0	WP 0	HR 1	S 40	P 44	ERA 1.00	WHIP 0.333										
Juan Marichal, R ERA: 1.9 Frank Linzy, R ERA: 3.02	(1, 1) 0.2	L 5	3	1	1	0	0	0	0	0	0	0	5	5	13.50	4.500										

**San Francisco Giants @ Cincinnati Reds**  
Crosley Field, Cincinnati, OH  
Sat Jun 25 1966, 7:05 PM EDT  
Att: 27,864 - Unknown

livebaseballscorecards.com

**REDS**

AB 35  
R 3  
H 6  
RBI 2  
BB 1  
SO 5  
LOB 7



Batter	1	2	3	4	5	6	7	8	9	AB	R	H	RBI	BB	SO	LOB	TOP										
Don Landrum, L (1,9) OBP: 0.271, SLG: 0.286	3-1	HR		FC5-2 BB		HR		F6		4	2	2	2	1	0	0	<b>San Francisco Giants @ Cincinnati Reds</b> Crosley Field, Cincinnati, OH Sun Jun 26 1966, 3:33 AM EDT Att: 21,246 - Unknown										
Tom Haller, L (1,2) OBP: 0.326, SLG: 0.521	HR	HR		FC5-2 BB		K		2B		4	3	3	3	1	1	0											
Willie Mays, R (1,8) OBP: 0.347, SLG: 0.537	F4	6-3		FC5-2 BB		F4				4	0	0	0	0	0	3											
Ollie Brown, R (7,8) OBP: 0.275, SLG: 0.274				FC5-2				4-3		1	0	1	0	0	0	0											
Willie McCovey, L (1,3) OBP: 0.364, SLG: 0.524	4-3			K				4-3		5	1	1	1	0	1	4											
Jim Ray Hart, R (1,5) OBP: 0.378, SLG: 0.562		G3		5-3		F4		5-3		5	2	2	2	0	0	1											
Ozzie Virgil, R (9,5) OBP: 0.273, SLG: 0.545		HR				HR				0	0	0	0	0	0	0											
Len Gabrielson, L (1,7) OBP: 0.283, SLG: 0.290		G3				F4				5	0	1	0	0	0	1											
Jim Davenport, R (1,6) OBP: 0.125, SLG: 0.313										4	1	2	2	0	0	1											
Don Mason, L (8,4) OBP: 0.125, SLG: 0.313		HR								1	0	0	0	0	0	0											
Hal Lanier, R (1,4) OBP: 0.244, SLG: 0.288				F2		1-3				5	1	2	0	0	1	1											
Gaylord Perry, R (1,1) OBP: 0.226, SLG: 0.258		SH3-4								3	0	1	0	0	1	1											
Inning Stats	R: 1 E: 0 K: 0 S: 4	H: 1 LOB: 0 BB: 0 P: 4	R: 5 E: 0 K: 0 S: 8	H: 5 LOB: 0 BB: 0 P: 8	R: 0 E: 0 K: 0 S: 4	H: 1 LOB: 1 BB: 0 P: 4	R: 0 E: 0 K: 1 S: 6	H: 1 LOB: 3 BB: 2 P: 14	R: 0 E: 0 K: 0 S: 4	H: 1 LOB: 1 BB: 0 P: 4	R: 1 E: 0 K: 1 S: 6	H: 1 LOB: 0 BB: 0 P: 6	R: 2 E: 0 K: 1 S: 8	H: 3 LOB: 1 BB: 0 P: 8	R: 1 E: 0 K: 0 S: 5	H: 2 LOB: 1 BB: 0 P: 5	R: 0 E: 0 K: 1 S: 5	H: 0 LOB: 0 BB: 0 P: 5	1B: 8 2B: 2 3B: 0 HR: 5	SF: 0 SAC: 1 DP: 0 HBP: 0	WP: 0 PB: 0 SB: 0 CS: 0	PA: 44					
PITCHER	IP	WLS	BF	H	R	ER	SO	BB	IBB	HBP	BLK	WP	HR	S	P	ERA	WHIP										
Jim Maloney, R (1,1) ERA: 2.74	1.2	L	10	5	5	5	0	0	0	0	0	0	2	10	10	27.00	3.000										
Ted Davidson, L (2,1) ERA: 3.74	4.1		20	5	2	2	2	2	0	0	0	0	2	22	30	4.15	1.615										
Joe Nuxhall, L (7,1) ERA: 6.12	2.0		11	5	3	3	1	0	0	0	0	0	1	13	13	13.50	2.500										
Jack Baldschun, R (9,1) ERA: 8.24	1.0		3	0	0	0	1	0	0	0	0	0	0	5	5	0.00	0.000										

Batter	1	2	3	4	5	6	7	8	9	AB	R	H	RBI	BB	SO	LOB	BOTTOM										
Tommy Harper, R (1,9) OBP: 0.343, SLG: 0.386	5-3			F6		5-3			1-3	4	0	0	0	0	0	1	<b>San Francisco Giants @ Cincinnati Reds</b> Crosley Field, Cincinnati, OH Sun Jun 26 1966, 3:33 AM EDT Att: 21,246 - Unknown										
Pete Rose, S (1,4) OBP: 0.315, SLG: 0.371	F7			F3				G3		4	0	0	0	0	0	0											
Vada Pinson, L (1,8) OBP: 0.354, SLG: 0.464	4-3			K				HBP		4	0	1	0	0	1	0											
Gordy Coleman, L (1,3) OBP: 0.317, SLG: 0.287		6-3				F8		F8		3	0	0	0	0	0	1											
Deron Johnson, R (1,7) OBP: 0.282, SLG: 0.386		5-3				4-3				2	0	0	0	0	0	0											
Johnny Edwards, L (1,2) OBP: 0.337, SLG: 0.327				K2-3		F8		4-3		3	0	0	0	0	1	2											
Giraldo Ruiz, S (1,5) OBP: 0.211, SLG: 0.167				4-3				4-3		3	0	1	0	0	0	0											
Leo Cardenas, R (1,6) OBP: 0.320, SLG: 0.441				G3		F1		F9		3	0	0	0	0	0	1											
Jim Maloney, L (1,1) OBP: 0.217, SLG: 0.283				4-3				5-3		0	0	0	0	0	0	0											
Ted Davidson, R (2,1) OBP: 0.347, SLG: 0.537										1	0	0	0	0	0	0											
Art Shamsky, L (6,PH) OBP: 0.143, SLG: 0.143										1	0	0	0	0	0	1											
Joe Nuxhall, L (7,1) OBP: 0.143, SLG: 0.143										0	0	0	0	0	0	0											
Dick Simpson, R (8,PH) OBP: 0.231, SLG: 0.320										1	0	0	0	0	0	0											
Jack Baldschun, R (9,1) ERA: 8.24										0	0	0	0	0	0	0											
Inning Stats	R: 0 E: 0 K: 0 S: 3	H: 0 LOB: 0 BB: 0 P: 3	R: 0 E: 0 K: 1 S: 5	H: 0 LOB: 0 BB: 0 P: 5	R: 0 E: 0 K: 0 S: 3	H: 0 LOB: 0 BB: 0 P: 3	R: 0 E: 0 K: 1 S: 5	H: 0 LOB: 0 BB: 0 P: 5	R: 0 E: 0 K: 0 S: 4	H: 1 LOB: 1 BB: 0 P: 4	R: 0 E: 0 K: 0 S: 4	H: 1 LOB: 2 BB: 0 P: 5	R: 0 E: 0 K: 0 S: 3	H: 0 LOB: 0 BB: 0 P: 3	R: 0 E: 0 K: 0 S: 3	H: 0 LOB: 0 BB: 0 P: 3	1B: 2 2B: 0 3B: 0 HR: 0	SF: 0 SAC: 0 DP: 0 HBP: 1	WP: 0 PB: 0 SB: 0 CS: 0	PA: 30							
PITCHER	IP	WLS	BF	H	R	ER	SO	BB	IBB	HBP	BLK	WP	HR	S	P	ERA	WHIP										
Gaylord Perry, R (1,1) ERA: 2.36	9.0	W	30	2	0	0	2	0	0	1	0	0	0	33	34	0.00	0.222										





Batter	1	2	3	4	5	6	7	8	9	AB	R	H	RBI	BB	SO	LOB	TOP											
Jesus Alou, R OBP: 0.250, SLG: 0.287 (1, 9)										4	1	2	0	0	0	0	San Francisco Giants @ St. Louis Cardinals Busch Stadium, St. Louis, MO Mon Jun 27 1966, 7:05 PM CDT Att: 30,308 - Unknown											
Tom Haller, L OBP: 0.325, SLG: 0.516 (1, 2)										4	0	1	0	0	0	2												
Willie Mays, R OBP: 0.345, SLG: 0.544 (1, 8)										4	1	1	2	0	2	1												
Willie McCovey, L OBP: 0.362, SLG: 0.516 (1, 3)										3	0	0	0	0	1	1												
Jim Ray Hart, R OBP: 0.373, SLG: 0.554 (1, 5)										4	0	0	0	0	1	2												
Len Gabrielson, L OBP: 0.271, SLG: 0.302 Cap Peterson, R OBP: 0.282, SLG: 0.255 Don Landrum, L OBP: 0.271, SLG: 0.286 (1, 7), (9, PH), (9, 7)										2	0	1	0	1	1	0												
Jim Davenport, R OBP: 0.333, SLG: 0.424 (1, 6)										3	0	1	0	0	1	2												
Hal Lanier, R OBP: 0.241, SLG: 0.284 (1, 4)										3	0	0	0	0	0	2												
Ron Herbel, R OBP: 0.087, SLG: 0.045 Bill Henry, L (7, 1) Lindy McDaniel, R OBP: 0.111, SLG: 0.111 (8, 1)										2	0	0	0	0	1	1												
<b>Inning Stats</b>	R: 2 E: 0 K: 0 S: 5	H: 2 LOB: 0 BB: 0 P: 5	R: 0 E: 0 K: 0 S: 4	H: 1 LOB: 1 BB: 0 P: 4	R: 0 E: 0 K: 1 S: 5	H: 0 LOB: 0 BB: 0 P: 5	R: 0 E: 0 K: 2 S: 7	H: 0 LOB: 1 BB: 1 P: 11	R: 0 E: 0 K: 1 S: 5	H: 0 LOB: 0 BB: 0 P: 5	R: 0 E: 0 K: 0 S: 4	H: 1 LOB: 0 BB: 0 P: 4	R: 0 E: 0 K: 1 S: 5	H: 1 LOB: 0 BB: 0 P: 5	R: 0 E: 0 K: 0 S: 3	H: 1 LOB: 0 BB: 0 P: 3		R: 0 E: 0 K: 2 S: 7	H: 0 LOB: 1 BB: 0 P: 8	1B: 4 2B: 1 3B: 0 HR: 1	SF: 0 SAC: 0 DP: 2 HBP: 1	WP: 0 PB: 0 SB: 0 CS: 0	PA: 33					
<b>PITCHER</b>	IP	WLS	BF	H	R	ER	SO	BB	IBB	HBP	BLK	WP	HR	S	P	ERA	WHIP											
Bob Gibson, R ERA: 1.84 Hal Woodeshick, L ERA: 2.05 (1, 1), (8, 1)	7.0	L	26	5	2	2	5	1	0	0	0	0	0	1	35	39	2.57	0.857										

Batter	1	2	3	4	5	6	7	8	9	AB	R	H	RBI	BB	SO	LOB	BOTTOM										
Lou Brock, L OBP: 0.299, SLG: 0.401 (1, 9)										4	1	1	0	0	1	2	San Francisco Giants @ St. Louis Cardinals Busch Stadium, St. Louis, MO Mon Jun 27 1966, 7:05 PM CDT Att: 30,308 - Unknown										
Phil Gaetano, R OBP: 0.403, SLG: 0.378 Bobby Tolan, L OBP: 0.240, SLG: 0.291 (1, 7), (7, 7)										2	0	0	0	1	0	1											
Curt Flood, R OBP: 0.315, SLG: 0.384 (1, 8)										4	0	0	1	0	0	1											
Orlando Cepeda, R OBP: 0.357, SLG: 0.515 (1, 3)										4	0	0	0	0	1	0											
Tim McCarver, L OBP: 0.313, SLG: 0.437 (1, 2)										3	0	1	0	1	0	0											
Charley Smith, R OBP: 0.322, SLG: 0.396 Jimmy Williams, R OBP: 0.500, SLG: 0.429 (1, 5), (9, FR)										4	0	2	0	0	1	1											
Julian Javier, R OBP: 0.281, SLG: 0.298 (1, 4)										4	0	1	0	0	0	3											
Dal Maxvill, R OBP: 0.265, SLG: 0.260 Tito Francona, L OBP: 0.391, SLG: 0.330 Al Jackson, L OBP: 0.323, SLG: 0.346 Hal Woodeshick, R OBP: 0.333, SLG: 0.667 Mike Shannon, R OBP: 0.286, SLG: 0.390 (1, 6), (7, PH), (7, FR), (8, 1), (9, PH)										1	0	0	0	1	0	3											
Bob Gibson, R OBP: 0.250, SLG: 0.328 Bob Skinner, L OBP: 0.242, SLG: 0.290 Jerry Buchek, R OBP: 0.303, SLG: 0.350 (1, 1), (7, PH), (8, 6)										2	0	1	0	0	0	1											
<b>Inning Stats</b>	R: 0 E: 0 K: 1 S: 4	H: 0 LOB: 0 BB: 1 P: 8	R: 0 E: 1 K: 0 S: 4	H: 1 LOB: 2 BB: 1 P: 8	R: 0 E: 0 K: 0 S: 3	H: 1 LOB: 0 BB: 0 P: 3	R: 0 E: 0 K: 1 S: 6	H: 1 LOB: 1 BB: 0 P: 6	R: 0 E: 0 K: 0 S: 3	H: 0 LOB: 0 BB: 0 P: 3	R: 0 E: 0 K: 0 S: 5	H: 2 LOB: 2 BB: 0 P: 5	R: 1 E: 0 K: 1 S: 6	H: 1 LOB: 0 BB: 0 P: 6	R: 0 E: 0 K: 0 S: 4	H: 1 LOB: 1 BB: 0 P: 4		1B: 6 2B: 1 3B: 1 HR: 0	SF: 0 SAC: 0 DP: 3 HBP: 0	WP: 0 PB: 0 SB: 1 CS: 0	PA: 35						
<b>PITCHER</b>	IP	WLS	BF	H	R	ER	SO	BB	IBB	HBP	BLK	WP	HR	S	P	ERA	WHIP										
Ron Herbel, R ERA: 4.06 Bill Henry, L ERA: 1.23 Lindy McDaniel, R ERA: 3.18 (1, 1), (7, 1), (8, 1)	6.2	W	26	5	0	0	2	3	0	0	0	0	0	3	3	13.50	1.500										



Batter	1	2	3	4	5	6	7	8	9	AB	R	H	RBI	BB	SO	LOB	TOP									
Jesus Alou, R OBP: 0.263, SLG: 0.299 (1, 9)	0-0 1-3		0-0 1B	0-0 E9 1B		0-0 E S 1B		0-0 F8		5	2	3	0	0	0	0	<b>San Francisco Giants @ St. Louis Cardinals</b> Busch Stadium, St. Louis, MO Tue Jun 28 1966, 7:05 PM CDT Att: 29,587 - Unknown									
Tom Haller, L OBP: 0.327, SLG: 0.518 (1, 2)	0-3 K		0-0 1B	0-0 F6		0-0 G3		0-0 HR 2B		5	2	2	0	0	1	1										
Willie Mays, R OBP: 0.350, SLG: 0.555 (1, 8)	0-0 S 1B		0-0 F5		1-0 BB HBP		0-0 F8	0-0 2H HR		4	1	2	2	0	0	2										
Willie McCovey, L OBP: 0.363, SLG: 0.523 (1, 3)	0-0 F6		0-0 1B		0-3 K		0-0 SF9 3B	0-3 K		5	1	2	1	0	2	2										
Jim Ray Hart, R OBP: 0.377, SLG: 0.551 (1, 5)		4-0 BB	0-0 FC1-6 BB	0-0 FC4-6 1B		0-0 F8	4-0 SF9 HBP IBB		0-0 4-3	3	0	1	1	2	0	1										
Len Gabrielson, L OBP: 0.288, SLG: 0.297 Cap Peterson, R OBP: 0.295, SLG: 0.255 (5, PH) (5, 7)		0-0 FC1-6 1B	0-0 FC4-6		4-0 K		1-0 IBB		0-0 6-3 WP 1B	2	0	0	0	0	0	3										
Don Landrum, L OBP: 0.279, SLG: 0.295 (7, PR) (7, 7)		1-2 1B	1-2 1B		1-2 BB		1-2 HBP		0-0 6-3 1B	1	0	1	0	0	0	0										
Jim Davenport, R OBP: 0.330, SLG: 0.420 (1, 6)		0-0 G6-4-3 1B		0-3 K	0-0 5-3		0-0 SF9		0-0 6-3	4	0	1	1	0	1	3										
Hal Lanier, R OBP: 0.236, SLG: 0.278 (1, 4)		0-0 G6-4-3		0-0 4-3		0-0 6-3	0-0 F6		0-0 1-3	5	0	0	0	0	0	5										
Bobby Bolin, R OBP: 0.222, SLG: 0.188 (1, 1)			0-0 5-3	0-0 E 1B		0-3 K		0-0 F8		4	1	1	0	0	1	0										
<b>Inning Stats</b>	R: 0 E: 0 K: 1 S: 6	H: 1 LOB: 1 BB: 0 P: 6	R: 0 E: 0 K: 0 S: 3	H: 1 LOB: 1 BB: 1 P: 7	R: 2 E: 0 K: 0 S: 7	H: 4 LOB: 2 BB: 0 P: 7	R: 2 E: 1 K: 1 S: 7	H: 2 LOB: 0 BB: 0 P: 7	R: 0 E: 0 K: 1 S: 5	H: 0 LOB: 2 BB: 1 P: 10	R: 1 E: 0 K: 0 S: 4	H: 1 LOB: 2 BB: 1 P: 9	R: 2 E: 0 K: 1 S: 7	H: 2 LOB: 0 BB: 0 P: 7	R: 0 E: 0 K: 0 S: 4	H: 1 LOB: 1 BB: 0 P: 4	1B: 10 2B: 1 3B: 1 HR: 1	SF: 1 SAC: 0 DP: 1 HBP: 2	WP: 1 PB: 0 SB: 2 CS: 0	PA: 44						
<b>PITCHER</b>	IP WLS BF	H R ER SO	BB IBB HBP BLK	WP HR S P	ERA WHIP	<b>PITCHER</b>										IP WLS BF	H R ER SO	BB IBB HBP BLK	WP HR S P	ERA WHIP						
Tracy Stallard, R ERA: 4.58 (1, 1)	3.2 L	19 8	4 2	2 2	1 0	0 0	0 0	0 0	0 0	0 12	17	0.00	0.857													
Larry Jaster, L ERA: 3.9 (4, 1)	2.1	10	1	0	0	2	1	0	1	0	0	0	0													
Art Mahaffey, R ERA: 6.46 (7, 1)	2.0	11	3	3	1	0	0	1	1	0	0	1	11	17	13.50	1.500										
Don Dennis, R ERA: 6.11 (9, 1)	1.0	4	1	0	0	0	0	0	0	0	1	0	4	4	0.00	1.000										

Batter	1	2	3	4	5	6	7	8	9	AB	R	H	RBI	BB	SO	LOB	BOTTOM						
Lou Brock, L OBP: 0.295, SLG: 0.395 (1, 9)	0-3 K			0-3 K		0-0 F7		0-0 4-3		4	0	0	0	0	2	1	<b>San Francisco Giants @ St. Louis Cardinals</b> Busch Stadium, St. Louis, MO Tue Jun 28 1966, 7:05 PM CDT Att: 29,587 - Unknown						
Phil Gaquilano, R OBP: 0.405, SLG: 0.372 (1, 5)	0-0 6-3			4-0 BB			4-0 1B WP BB		0-0 1-3	2	1	0	0	2	0	0							
Tito Francona, L OBP: 0.280, SLG: 0.317 (1, 7)	0-0 F6			0-0 F8			0-0 F8		0-3 K	4	0	0	0	0	1	2							
Orlando Cepeda, R OBP: 0.355, SLG: 0.509 (1, 3)		0-0 F3		0-0 6-3			0-0 1B		0-0 6-3	4	0	1	0	0	0	1							
Tim McCarver, L OBP: 0.309, SLG: 0.431 (1, 2)		0-0 F6			0-0 G3		0-0 F6			3	0	0	0	0	0	2							
Curt Flood, R OBP: 0.312, SLG: 0.380 (1, 8)		0-0 6-3			0-0 6-3		0-0 F4			3	0	0	0	0	0	1							
Charley Smith, R OBP: 0.322, SLG: 0.395 (1, 6)			0-3 K		0-0 F7			0-0 1B		3	0	1	0	0	1	0							
Julian Javier, R OBP: 0.278, SLG: 0.295 Bob Skinner, L OBP: 0.235, SLG: 0.281 Don Dennis, R (8, PH) (7, 1) (9, 1)			0-0 5-3		0-0 1-3			0-0 F3		2	0	0	0	0	0	0							
Tracy Stallard, R Larry Jaster, L Bobby Bolin, L Art Mahaffey, R Jerry Buchek, R (1, 1) (4, 1) (6, PH) (7, 1) (8, PH) (9, 4)			0-3 K		0-0 3-1			0-3 K		1	0	0	0	0	1	0							
<b>Inning Stats</b>	R: 0 E: 0 K: 1 S: 5	H: 0 LOB: 0 BB: 0 P: 5	R: 0 E: 0 K: 0 S: 3	H: 0 LOB: 0 BB: 0 P: 3	R: 0 E: 0 K: 2 S: 7	H: 0 LOB: 0 BB: 0 P: 7	R: 0 E: 0 K: 1 S: 5	H: 0 LOB: 1 BB: 1 P: 9	R: 0 E: 0 K: 0 S: 3	H: 0 LOB: 0 BB: 0 P: 3	R: 1 E: 0 K: 0 S: 4	H: 1 LOB: 1 BB: 1 P: 8	R: 0 E: 0 K: 1 S: 6	H: 1 LOB: 1 BB: 0 P: 6	R: 0 E: 0 K: 1 S: 5	H: 0 LOB: 0 BB: 0 P: 5		1B: 2 2B: 0 3B: 0 HR: 0	SF: 0 SAC: 0 DP: 0 HBP: 0	WP: 1 PB: 0 SB: 0 CS: 0	PA: 31		
<b>PITCHER</b>	IP WLS BF	H R ER SO	BB IBB HBP BLK	WP HR S P	ERA WHIP	<b>PITCHER</b>										IP WLS BF	H R ER SO	BB IBB HBP BLK	WP HR S P	ERA WHIP			
Bobby Bolin, R ERA: 3.07 (1, 1)	9.0 W	31 2	1 1	1 6	2 0	0 0	0 0	0 0	1 0	41	49	1.00	0.444										



Batter	1	2	3	4	5	6	7	8	9	AB	R	H	RBI	BB	SO	LOB	TOP											
Jesus Alou, R OBP: 0.270, SLG: 0.304 (1, 9)	0-0 4-3 ①			0-0 G6-4-3 1B		0-0 F6 ②		0-0 1-2 1B		4	0	2	0	0	0	0	<b>San Francisco Giants @ St. Louis Cardinals</b> Busch Stadium, St. Louis, MO Wed Jun 29 1966, 3:33 AM CDT Att: 29,119 - Unknown											
Tom Haller, L OBP: 0.327, SLG: 0.514 (1, 2)	0-0 6-3 ②			0-0 G6-4-3 ① ②		4-0 BB		0-0 G5-4-3 ① ② ③		2	0	0	0	1	0	1												
Ozzie Virgil, R OBP: 0.250, SLG: 0.500 (8, PH)	0-0 6-3			0-0 1-2				0-0 1-2		1	0	0	0	0	0	2												
Bob Barton, R OBP: 0.222, SLG: 0.207 (8, 2)				0-0 1-2				0-0 1-2		0	0	0	0	0	0	0												
Willie Mays, R OBP: 0.348, SLG: 0.549 (1, 8)	0-3 K ③			4-0 1B BB		0-3 K ③				3	0	0	0	1	3	1												
Willie McCovey, L OBP: 0.369, SLG: 0.540 (1, 3)		0-0 6-3 ①		0-0 1B BB				0-0 G5-4-3 1B		4	1	3	1	0	0	0												
Jim Ray Hart, R OBP: 0.375, SLG: 0.547 (1, 5)	0-3 K ②			0-0 1B		0-0 G4-6-3 1B		0-0 F9 ①		4	0	1	0	0	1	1												
Len Gabrielson, L OBP: 0.269, SLG: 0.298 (1, 7)	0-0 6-3 ③			0-0 G4-6-3 1B				0-0 G6-4-3 1B		3	0	1	0	0	0	1												
Jim Davenport, R OBP: 0.330, SLG: 0.424 (1, 6)			0-0 1-3 ①		0-0 2B			0-0 G6-4-3 1B		3	0	1	0	0	0	1												
Hal Lanier, R OBP: 0.232, SLG: 0.274 (1, 4)	0-0 F4 ②			0-0 1-3 ③				0-0 6-3 ①		3	0	0	0	0	0	1												
Juan Marichal, R OBP: 0.279, SLG: 0.328 (1, 1)	0-0 6-3 ③			0-0 F6 ①				0-0 1B 1B		3	0	1	0	0	0	0												
<b>Inning Stats</b>	R: 0 E: 0 K: 1 S: 5	H: 0 LOB: 0 BB: 0 P: 5	R: 0 E: 0 K: 1 S: 5	H: 0 LOB: 0 BB: 0 P: 5	R: 0 E: 0 K: 0 S: 3	H: 0 LOB: 0 BB: 0 P: 3	R: 0 E: 0 K: 0 S: 3	H: 2 LOB: 2 BB: 1 P: 7	R: 0 E: 0 K: 0 S: 4	H: 2 LOB: 1 BB: 1 P: 4	R: 0 E: 0 K: 1 S: 5	H: 0 LOB: 1 BB: 1 P: 9	R: 1 E: 0 K: 0 S: 4	H: 2 LOB: 0 BB: 0 P: 4	R: 0 E: 0 K: 0 S: 4	H: 2 LOB: 1 BB: 0 P: 4	R: 0 E: 0 K: 1 S: 5	H: 1 LOB: 0 BB: 0 P: 5	1B: 7 2B: 1 3B: 0 HR: 1	SF: 0 SAC: 0 DP: 5 HBP: 0	WP: 0 PB: 0 SB: 0 CS: 0	PA: 32						
<b>PITCHER</b>	IP	WLS	BF	H	R	ER	SO	BB	IBB	HBP	BLK	WP	HR	S	P	ERA	WHIP											
Nelson Briles, R ERA: 2.99 Joe Hoerner, L ERA: 1.01	(1, 1)	7.1	W	28	8	1	1	3	2	0	0	0	0	1	32	40	1.23	1.364										
	(8, 1)	1.2	S	4	1	0	0	1	0	0	0	0	0	6	6	0.00	0.600											

Batter	1	2	3	4	5	6	7	8	9	AB	R	H	RBI	BB	SO	LOB	BOTTOM										
Lou Brock, L OBP: 0.298, SLG: 0.404 (1, 7)	0-0 SF8 3B		0-0 S 1B		0-0 F6 ②			0-0 3-1 ①		4	1	2	0	0	0	2	<b>San Francisco Giants @ St. Louis Cardinals</b> Busch Stadium, St. Louis, MO Wed Jun 29 1966, 3:33 AM CDT Att: 29,119 - Unknown										
Phil Gaetano, R OBP: 0.395, SLG: 0.364 (1, 5)	0-0 SF8 ①		0-0 6-3 ③		0-0 F8 ③			0-3 K ②		3	0	0	1	0	1	3											
Curt Flood, R OBP: 0.311, SLG: 0.378 (1, 8)	0-3 K ②			0-0 G4-6 1B		0-0 6-3 ①		0-0 4-3 ③		4	0	1	0	0	1	0											
Orlando Cepeda, R OBP: 0.354, SLG: 0.524 (1, 3)	0-0 5-3 ③			0-0 G4-6 1B		0-0 HR		0-0 4-3 ②		3	0	1	1	0	0	1											
Tim McCarver, L OBP: 0.305, SLG: 0.425 (1, 2)		0-0 4-3 ①		0-0 F3 1-2		0-0 4-3 ②		0-0 4-3 ③		3	0	0	0	0	0	1											
Mike Shannon, R OBP: 0.279, SLG: 0.381 (1, 9)	0-0 F7 ②			0-0 F3 ③		0-0 6-3 ③				3	0	0	0	0	0	1											
Julian Javier, R OBP: 0.279, SLG: 0.296 (1, 4)	0-3 K ③			0-0 1B 1B		0-0 F6 ①				3	0	1	0	0	1	0											
Dal Maxvill, R OBP: 0.267, SLG: 0.263 (1, 6)			0-0 F8 ①		0-0 1-3 1B		0-0 6-3 ②			3	0	1	0	0	0	0											
Nelson Briles, R OBP: 0.077, SLG: 0.040 Joe Hoerner, R (8, 1)			0-3 K ②		0-0 F3 ①		0-0 5-3 ③			3	0	0	0	0	1	2											
<b>Inning Stats</b>	R: 1 E: 0 K: 1 S: 6	H: 1 LOB: 0 BB: 0 P: 6	R: 0 E: 0 K: 1 S: 5	H: 0 LOB: 0 BB: 0 P: 5	R: 0 E: 0 K: 1 S: 6	H: 1 LOB: 1 BB: 0 P: 6	R: 0 E: 0 K: 0 S: 4	H: 1 LOB: 1 BB: 0 P: 4	R: 0 E: 0 K: 0 S: 5	H: 2 LOB: 2 BB: 0 P: 5	R: 1 E: 0 K: 0 S: 4	H: 1 LOB: 0 BB: 0 P: 4	R: 0 E: 0 K: 0 S: 3	H: 0 LOB: 0 BB: 0 P: 3	R: 0 E: 0 K: 1 S: 5	H: 0 LOB: 0 BB: 0 P: 5		1B: 4 2B: 0 3B: 1 HR: 1	SF: 1 SAC: 0 DP: 0 HBP: 0	WP: 0 PB: 0 SB: 2 CS: 0	PA: 30						
<b>PITCHER</b>	IP	WLS	BF	H	R	ER	SO	BB	IBB	HBP	BLK	WP	HR	S	P	ERA	WHIP										
Juan Marichal, R ERA: 1.92	(1, 1)	8.0	L	30	6	2	2	4	0	0	0	0	1	38	38	2.25	0.750										





Batter	1	2	3	4	5	6	7	8	9	AB	R	H	RBI	BB	SO	LOB	TOP			
<b>Felipe Alou, R</b> OBP: 0.327, SLG: 0.497 (1, 3)	0-3 K		0-0 G5-3 1B		0-0 1B			0-0 2B		4	0	3	1	0	1	0	<b>Atlanta Braves @ San Francisco Giants</b> Candlestick Park, San Francisco, CA Thu Jun 30 1966, 6:33 AM EDT Att: 12,526 - Unknown <a href="http://livebaseballscorecards.com">livebaseballscorecards.com</a>			
<b>Mack Jones, L</b> OBP: 0.333, SLG: 0.504 (1, 8)	0-3 K		0-0 1-2 2-H 1B		0-3 K			0-3 K		4	0	1	0	0	3	2				
<b>Hank Aaron, R</b> OBP: 0.384, SLG: 0.601 (1, 9)	0-0 F8		0-0 G5-3 2-SF		0-0 F7			0-0 F8		4	0	0	0	0	0	4				
<b>Rico Carty, R</b> OBP: 0.385, SLG: 0.407 (1, 7)		0-0 5-3		0-0 F4		0-0 WP 1B		0-3 K		4	0	1	0	0	1	1				
<b>Joe Torre, R</b> OBP: 0.361, SLG: 0.510 (1, 2)		0-0 1-3		0-0 1B		0-0 L4		0-3 K		4	0	1	0	0	1	3				
<b>Denis Menke, R</b> OBP: 0.337, SLG: 0.417 (9, PH)		0-3 K		0-0 F6		0-0 6-3			0-3 K	3	0	0	0	0	1	2				
<b>Miguel de la Hoz, R</b> OBP: 0.200, SLG: 0.200 (9, PH)										1	0	0	0	0	1	0				
<b>Frank Bolling, R</b> OBP: 0.181, SLG: 0.185 (1, 4)			0-0 BB 1B	0-0 5-3		0-3 K			0-0 4-3	4	1	1	0	0	1	1				
<b>Woody Woodward, R</b> OBP: 0.328, SLG: 0.311 (9, PH)			0-0 F9		0-0 F4		0-3 K		0-3 K	3	0	0	0	0	1	1				
<b>Gary Geiger, L</b> OBP: 0.315, SLG: 0.394 (9, PH)										1	0	0	0	0	1	0				
<b>Ken Johnson, R</b> OBP: 0.188, SLG: 0.323 (1, 1)			4-0 1B 1B BB		0-0 6-3		0-3 K			2	0	0	0	1	1	0				
<b>Inning Stats</b>	R: 0 E: 0 K: 2 S: 7	H: 0 LOB: 0 BB: 0 P: 7	R: 0 E: 0 K: 1 S: 5	H: 0 LOB: 0 BB: 0 P: 5	R: 1 E: 0 K: 0 S: 5	H: 3 LOB: 2 BB: 1 P: 9	R: 0 E: 0 K: 0 S: 4	H: 1 LOB: 1 BB: 0 P: 4	R: 0 E: 0 K: 0 S: 6	H: 1 LOB: 1 BB: 0 P: 6	R: 0 E: 0 K: 0 S: 4	H: 0 LOB: 0 BB: 0 P: 9	R: 0 E: 0 K: 3 S: 11	H: 1 LOB: 2 BB: 0 P: 11	R: 0 E: 0 K: 2 S: 7	H: 0 LOB: 0 BB: 0 P: 7	1B: 6 2B: 1 3B: 0 HR: 0	SF: 0 SAC: 0 DP: 1 HBP: 0	WP: 1 PB: 1 SB: 0 CS: 0	PA: 35
<b>PITCHER</b> <b>Gaylord Perry, R</b> ERA: 2.23 (1, 1)	IP: 9.0 WLS: W BF: 35 H: 7 R: 1 ER: 1 SO: 12 BB: 1 IBB: 0 HBP: 0 BLK: 0 WP: 1 HR: 0 S: 58 P: 62 ERA: 1.00 WHIP: 0.889																			

Batter	1	2	3	4	5	6	7	8	9	AB	R	H	RBI	BB	SO	LOB	BOTTOM			
<b>Don Landrum, L</b> OBP: 0.267, SLG: 0.280 (1, 8)	0-0 4-3		0-0 FC4-6 1-2F		0-0 F3			0-0 F7		4	0	0	0	0	0	1	<b>Atlanta Braves @ San Francisco Giants</b> Candlestick Park, San Francisco, CA Thu Jun 30 1966, 6:33 AM EDT Att: 12,526 - Unknown <a href="http://livebaseballscorecards.com">livebaseballscorecards.com</a>			
<b>Tom Haller, L</b> OBP: 0.325, SLG: 0.507 (1, 2)	0-0 3-1			4-0 HR BB	0-3 K			0-0 F9		3	1	0	0	1	1	0				
<b>Jim Ray Hart, R</b> OBP: 0.377, SLG: 0.561 (1, 5)	0-0 6-3			0-0 HR		0-0 F6		0-0 2B		4	1	2	2	0	0	0				
<b>Willie McCovey, L</b> OBP: 0.367, SLG: 0.533 (1, 3)		0-0 F8		0-3 K		0-0 F5		4-0 IBB		3	0	0	0	1	1	0				
<b>Jesus Alou, R</b> OBP: 0.269, SLG: 0.303 (1, 9)		0-0 G3		0-0 2B 1B		0-0 F9		0-0 F4		4	0	1	0	0	0	2				
<b>Len Gabrielson, L</b> OBP: 0.277, SLG: 0.321 (1, 7)		0-0 F4		0-0 1-3 2B						3	1	2	0	0	0	0				
<b>Jim Davenport, R</b> OBP: 0.330, SLG: 0.419 (1, 6)			0-0 F9	4-0 G6-4-3 IBB		0-0 4-3				2	0	0	0	1	0	1				
<b>Hal Lanier, R</b> OBP: 0.229, SLG: 0.271 (1, 4)			0-0 6-3	0-0 G6-4-3 1-2F		0-0 SF7				2	0	0	1	0	0	3				
<b>Gaylord Perry, R</b> OBP: 0.235, SLG: 0.265 (1, 1)			0-0 FC4-6 1B		0-0 F8		3-H 0-0 F9			3	0	1	0	0	0	0				
<b>Inning Stats</b>	R: 0 E: 0 K: 0 S: 3	H: 0 LOB: 0 BB: 0 P: 3	R: 0 E: 0 K: 0 S: 3	H: 0 LOB: 0 BB: 0 P: 3	R: 0 E: 0 K: 0 S: 4	H: 1 LOB: 1 BB: 0 P: 4	R: 2 E: 0 K: 1 S: 7	H: 3 LOB: 2 BB: 2 P: 15	R: 0 E: 0 K: 1 S: 5	H: 0 LOB: 0 BB: 0 P: 5	R: 0 E: 0 K: 0 S: 3	H: 0 LOB: 0 BB: 0 P: 3	R: 1 E: 0 K: 0 S: 4	H: 1 LOB: 0 BB: 0 P: 4	R: 0 E: 0 K: 0 S: 4	H: 1 LOB: 2 BB: 1 P: 8		1B: 2 2B: 3 3B: 0 HR: 1	SF: 1 SAC: 0 DP: 1 HBP: 0	WP: 0 PB: 0 SB: 0 CS: 0
<b>PITCHER</b> <b>Ken Johnson, R</b> ERA: 3.08 (1, 1)	IP: 8.0 WLS: L BF: 32 H: 6 R: 3 ER: 3 SO: 2 BB: 1 IBB: 2 HBP: 0 BLK: 0 WP: 0 HR: 1 S: 33 P: 45 ERA: 3.38 WHIP: 0.875																			





Batter	1	2	3	4	5	6	7	8	9	AB	R	H	RBI	BB	SO	LOB	TOP					
<b>Felipe Alou, R</b> OBP: 0.325, SLG: 0.496 (1, 3)	6-3		K			F8		1-4-3		5	1	1	1	0	1	0	<b>Atlanta Braves @ San Francisco Giants</b> Candlestick Park, San Francisco, CA Fri Jul 01 1966, 10:05 PM EDT Att: 15,670 - Unknown					
<b>Mack Jones, L</b> OBP: 0.323, SLG: 0.486 (1, 8)	4-3		F7			FC1-5-2		F5		5	1	0	0	0	1	2						
<b>Hank Aaron, R</b> OBP: 0.390, SLG: 0.607 (1, 9)	1B					1B		1B		4	2	3	0	1	1	0						
<b>Rico Carty, R</b> OBP: 0.394, SLG: 0.416 (1, 7)	FC6-4		F8			E		1B		5	0	4	2	0	0	1						
<b>Joe Torre, R</b> OBP: 0.358, SLG: 0.504 (1, 2)	FC6-4					E5		F8		5	0	1	0	0	1	6						
<b>Frank Bolling, R</b> OBP: 0.192, SLG: 0.188 (1, 4)			F2			F7		F7		4	0	1	1	1	0	2						
<b>Denis Menke, R</b> OBP: 0.300, SLG: 0.413 (1, 5)						G5-4-3		G5-4-3		2	0	0	0	2	0	4						
<b>Woody Woodward, R</b> OBP: 0.327, SLG: 0.309 (1, 6)			F8					F2		4	1	1	0	0	0	4						
<b>Denny Lemaster, R</b> OBP: 0.171, SLG: 0.094 (1, 1)			F8					F9		1	0	0	0	0	0	1						
<b>John Herrnstein, L</b> (5, PH) OBP: 0.239, SLG: 0.166 (5, PH)										1	0	1	0	0	0	0						
<b>Clay Carroll, R</b> OBP: 0.300, SLG: 0.222 (7, 1)										1	0	0	0	0	0	0						
<b>Ted Abernathy, R</b> OBP: 0.300, SLG: 0.222 (8, 1)										0	0	0	0	0	0	0						
<b>Inning Stats</b>	R: 0 E: 0 K: 0 S: 5	H: 2 LOB: 2 BB: 0 P: 5	R: 0 E: 0 K: 0 S: 3	H: 0 LOB: 1 BB: 1 P: 7	R: 0 E: 0 K: 1 S: 6	H: 1 LOB: 1 BB: 0 P: 6	R: 0 E: 0 K: 0 S: 3	H: 1 LOB: 0 BB: 0 P: 3	R: 4 E: 1 K: 0 S: 7	H: 4 LOB: 2 BB: 2 P: 15	R: 0 E: 0 K: 0 S: 3	H: 0 LOB: 0 BB: 0 P: 3	R: 1 E: 0 K: 2 S: 10	H: 3 LOB: 3 BB: 1 P: 14	R: 0 E: 0 K: 0 S: 3	H: 0 LOB: 0 BB: 0 P: 3	R: 0 E: 0 K: 1 S: 6	H: 1 LOB: 1 BB: 0 P: 6	1B: 10 2B: 2 3B: 0 HR: 0	SF: 0 SAC: 0 DP: 2 HBP: 0	WP: 0 PB: 0 SB: 1 CS: 0	PA: 42
<b>PITCHER</b>	IP	WLS	BF	H	R	ER	SO	BB	IBB	HBP	BLK	WP	HR	S	P	ERA	WHIP					
<b>Ron Herbel, R</b> ERA: 4.18 (1, 1)	4.1		22	8	4	3	1	1	1	0	0	0	0	22	30	6.23	2.077					
<b>Lindy McDaniel, R</b> ERA: 3.21 (5, 1)	2.1		12	3	1	1	2	1	1	0	0	0	0	14	22	3.86	1.714					
<b>Frank Linzy, R</b> ERA: 2.94 (7, 1)	1.1	W	4	0	0	0	0	0	0	0	0	0	0	4	4	0.00	0.000					
<b>Bob Priddy, R</b> ERA: 2.34 (9, 1)	1.0	S	4	1	0	0	1	0	0	0	0	0	0	6	6	0.00	1.000					

Batter	1	2	3	4	5	6	7	8	9	AB	R	H	RBI	BB	SO	LOB	BOTTOM					
<b>Jesus Alou, R</b> OBP: 0.273, SLG: 0.301 (1, 9)	FC5-4		5-3	F1				E6		4	1	1	0	1	0	2	<b>Atlanta Braves @ San Francisco Giants</b> Candlestick Park, San Francisco, CA Fri Jul 01 1966, 10:05 PM EDT Att: 15,670 - Unknown					
<b>Tom Haller, L</b> OBP: 0.331, SLG: 0.511 (1, 2)	K		HR				FC4-6	E		4	2	2	1	1	1	2						
<b>Willie Mays, R</b> OBP: 0.346, SLG: 0.546 (1, 8)	F8		F9				F8	E6		5	0	1	0	0	0	4						
<b>Jim Ray Hart, R</b> OBP: 0.374, SLG: 0.553 (1, 5)	FC5-4		HR				6-3	K		4	1	0	1	1	1	4						
<b>Cap Peterson, R</b> OBP: 0.306, SLG: 0.309 (1, 7)										3	1	2	3	0	0	1						
<b>Frank Linzy, R</b> OBP: 0.200, SLG: 0.400 (7, 1)										0	0	0	0	0	0	0						
<b>Don Landrum, L</b> OBP: 0.275, SLG: 0.289 (8, PH)										1	1	1	0	0	0	0						
<b>Willie McCovey, L</b> OBP: 0.369, SLG: 0.530 (1, 3)	K		HR					WP		3	1	1	0	1	1	1						
<b>Jim Davenport, R</b> OBP: 0.326, SLG: 0.415 (1, 6)	F2		F9				1-3	E		4	1	1	0	0	0	2						
<b>Hal Lanier, R</b> OBP: 0.231, SLG: 0.269 (1, 4)										2	0	0	0	1	0	0						
<b>Ozzie Virgil, R</b> OBP: 0.231, SLG: 0.462 (8, PH)								K2-3		1	0	0	0	0	1	2						
<b>Ron Herbel, R</b> OBP: 0.080, SLG: 0.042 (1, 1)										2	0	0	0	0	1	2						
<b>Lindy McDaniel, R</b> OBP: 0.111, SLG: 0.111 (5, 1)										0	0	0	0	0	0	0						
<b>Len Gabrielson, L</b> OBP: 0.280, SLG: 0.319 (7, 7)										1	1	0	0	1	0	0						
<b>Bob Priddy, R</b> OBP: 0.286, SLG: 0.167 (9, 1)										0	0	0	0	0	0	0						
<b>Inning Stats</b>	R: 0 E: 0 K: 1 S: 6	H: 1 LOB: 1 BB: 0 P: 6	R: 0 E: 0 K: 2 S: 8	H: 1 LOB: 2 BB: 1 P: 12	R: 3 E: 0 K: 0 S: 5	H: 2 LOB: 1 BB: 2 P: 13	R: 0 E: 0 K: 0 S: 3	H: 0 LOB: 0 BB: 0 P: 3	R: 1 E: 0 K: 0 S: 4	H: 2 LOB: 0 BB: 0 P: 4	R: 0 E: 0 K: 0 S: 3	H: 0 LOB: 0 BB: 0 P: 3	R: 0 E: 0 K: 0 S: 3	H: 0 LOB: 1 BB: 1 P: 7	R: 5 E: 2 K: 2 S: 12	H: 3 LOB: 2 BB: 2 P: 20	R: 1 E: 0 K: 1 S: 6	H: 1 LOB: 1 BB: 0 P: 6	1B: 5 2B: 4 3B: 0 HR: 1	SF: 0 SAC: 0 DP: 1 HBP: 0	WP: 1 PB: 0 SB: 0 CS: 0	PA: 40
<b>PITCHER</b>	IP	WLS	BF	H	R	ER	SO	BB	IBB	HBP	BLK	WP	HR	S	P	ERA	WHIP					
<b>Denny Lemaster, L</b> ERA: 3.92 (1, 1)	4.0		19	4	3	3	3	1	2	0	0	0	0	7	7	4.50	1.000					
<b>Clay Carroll, R</b> ERA: 2.49 (5, 1)	2.0		7	2	1	1	0	0	0	0	0	0	0	7	7	4.50	1.000					
<b>Ted Abernathy, R</b> ERA: 5.94 (7, 1)	1.2	L	11	3	5	1	2	1	1	0	0	1	0	13	21	5.40	2.400					
<b>Chi-Chi Olivo, R</b> ERA: 3.73 (8, 1)	0.1		3	0	0	0	0	1	0	0	0	0	0	2	6	0.00	3.000					





Batter	1	2	3	4	5	6	7	8	9	10	AB	R	H	RBI	BB	SO	LOB	TOP									
Felipe Alou, R OBP: 0.331, SLG: 0.509 (1, 3)	0-0 G4-6-3 1B			0-0 FC5-4 1B		0-0 1B		0-3 K		0-0 HR	5	1	4	2	0	1	1	<b>Atlanta Braves @ San Francisco Giants</b> Candlestick Park, San Francisco, CA Sat Jul 02 1966, 6:33 AM EDT Att. 19,794 - Unknown  <b>AB 38</b> <b>R 3</b> <b>H 9</b> <b>RBI 3</b> <b>BB 1</b> <b>SO 5</b> <b>LOB 12</b>  									
Mack Jones, L OBP: 0.319, SLG: 0.472 (1, 8)	0-0 G4-6-3 1-2f			0-0 F4		0-0 F3		4-0 1-2 BB		0-3 K	4	0	0	0	1	1	3										
Hank Aaron, R OBP: 0.385, SLG: 0.597 (1, 9)	0-0 F3			0-0 FC5-4 WP 1-2f		0-0 F5		0-0 F3		0-0 F7	5	0	0	0	0	0	4										
Rico Carty, R OBP: 0.391, SLG: 0.413 (1, 7)		0-0 6-3		0-0 WP 1-2		0-0 F8		0-0 F8		0-0 F8	4	0	1	0	0	0	0										
Joe Torre, R OBP: 0.356, SLG: 0.511 (1, 2)		0-0 F9		0-0 F8 1-2 2-3		0-0 HR		0-0 6-3		0-0 6-3	4	1	1	1	0	0	2										
Eddie Mathews, L OBP: 0.208, SLG: 0.348 Felix Millan, R OBP: 0.295, SLG: 0.342 Dennis Menke, R OBP: 0.359, SLG: 0.413 (9, PR) (9, 5)		0-0 G3			0-3 K		0-0 4-3		0-0 S 1B		4	0	1	0	0	1	0										
Frank Bolling, R OBP: 0.184, SLG: 0.180 (1, 4)			0-0 6-3		0-0 4-3		0-0 F8		0-0 6-3		4	0	0	0	0	0	1										
Woody Woodward, R OBP: 0.325, SLG: 0.308 (1, 6)			0-0 1-3		0-0 F7			0-0 BB 1B		0-0 6-3	4	0	1	0	0	0	0										
Joey Jay, S OBP: 0.152, SLG: 0.097 Chi-Chi Olivo, R OBP: 0.262, SLG: 0.337 Gene Oliver, R OBP: 0.262, SLG: 0.337 Clay Carroll, R OBP: 0.262, SLG: 0.337 (8, 1) (10, PH) (10, 1)			0-3 K			0-0 4-3		0-3 K		0-0 HR 1B	3	0	0	0	0	2	1										
Inning Stats	R: 0 E: 0 K: 0 S: 3	H: 1 LOB: 0 BB: 0 P: 3	R: 0 E: 0 K: 0 S: 3	H: 0 LOB: 0 BB: 0 P: 3	R: 0 E: 0 K: 1 S: 5	H: 0 LOB: 0 BB: 0 P: 5	R: 0 E: 0 K: 1 S: 5	H: 2 LOB: 2 BB: 0 P: 5	R: 0 E: 0 K: 1 S: 5	H: 0 LOB: 0 BB: 0 P: 5	R: 0 E: 0 K: 1 S: 4	H: 1 LOB: 1 BB: 0 P: 4	R: 1 E: 0 K: 0 S: 4	H: 1 LOB: 0 BB: 0 P: 4	R: 0 E: 0 K: 2 S: 8	H: 1 LOB: 2 BB: 1 P: 12	R: 0 E: 0 K: 0 S: 4		H: 1 LOB: 2 BB: 2 P: 4	R: 2 E: 0 K: 1 S: 7	H: 2 LOB: 0 BB: 0 P: 7	1B: 7 2B: 0 3B: 0 HR: 2	SF: 0 SAC: 0 DP: 1 HBP: 0	WP: 1 PA: 39			
PITCHER	IP	WLS	BF	H	R	ER	SO	BB	IBB	HBP	BLK	WP	HR	S	P	ERA	WHIP										
Bobby Bolin, R ERA: 2.95 Frank Linzy, R ERA: 3.12 (1, 1) (8, 1)	7.0		25	5	1	1	2	0	0	0	0	0	1	29	29	1.29	0.714										
	3.0	L	14	4	2	2	3	1	0	0	0	0	1	19	23	6.00	1.667										

Batter	1	2	3	4	5	6	7	8	9	10	AB	R	H	RBI	BB	SO	LOB	BOTTOM									
Jesus Alou, R OBP: 0.271, SLG: 0.305 (1, 9)	0-0 5-3		0-0 2B		0-0 FC6-4 1-2f		0-0 5-3		0-0 FC3-6 FC6-4		5	0	1	0	0	0	4	<b>Atlanta Braves @ San Francisco Giants</b> Candlestick Park, San Francisco, CA Sat Jul 02 1966, 6:33 AM EDT Att. 19,794 - Unknown  <b>AB 37</b> <b>R 1</b> <b>H 6</b> <b>RBI 1</b> <b>BB 6</b> <b>SO 7</b> <b>LOB 25</b>  									
Tom Haller, L OBP: 0.328, SLG: 0.502 (1, 2)	0-0 4-3		0-0 F8			4-0 BB		0-3 K		0-0 FC6-4	4	0	0	0	1	1	3										
Willie Mays, R OBP: 0.343, SLG: 0.539 (1, 8)	0-0 F8			0-0 F8		0-0 F7		0-0 1B WP FC4 1B		0-0 F9	5	1	1	0	0	0	2										
Willie McCovey, L OBP: 0.369, SLG: 0.526 (1, 3)		0-0 F9		0-3 K		0-0 E5		0-0 FC4 BB 1B		4-0 FC5-4 BB	4	0	1	0	1	1	1										
Jim Ray Hart, R OBP: 0.271, SLG: 0.545 (1, 5)	0-0 F3		0-0 K		0-3 K		0-0 6-3		4-0 IBB FC4 BB		4	0	0	0	1	1	3										
Len Gabrielson, L OBP: 0.271, SLG: 0.307 (1, 7)		0-3 K		0-0 F5		0-3 K		0-0 FC4 IBB		0-0 F8	5	0	0	1	0	2	5										
Jim Davenport, R OBP: 0.330, SLG: 0.408 (1, 6)			0-0 F7		4-0 1B BB		0-3 K		4-0 FC6-4 IBB		3	0	0	0	2	1	1										
Hal Lanier, R OBP: 0.235, SLG: 0.273 (1, 4)			0-0 5-3		0-0 FC6-4 1B		0-0 FC6-4		0-0 FC6-4		4	0	2	0	0	0	3										
Bobby Bolin, R ERA: 3.9 Don Landrum, L ERA: 3.61 Frank Linzy, R ERA: 2.44 (1, 1) (7, PH) (8, 1)	7.1		30	4	1	1	7	3	0	0	0	0	1	1	0	0	1										
	1.2	W	9	2	0	0	0	1	1	0	7	15	0.00	1.800													
	1.0	S	4	0	0	0	0	1	0	0	3	7	0.00	1.000													
Inning Stats	R: 0 E: 0 K: 0 S: 3	H: 0 LOB: 0 BB: 0 P: 3	R: 0 E: 0 K: 1 S: 5	H: 0 LOB: 0 BB: 0 P: 5	R: 0 E: 0 K: 0 S: 4	H: 1 LOB: 2 BB: 1 P: 8	R: 0 E: 0 K: 2 S: 7	H: 0 LOB: 0 BB: 0 P: 7	R: 0 E: 0 K: 1 S: 6	H: 1 LOB: 1 BB: 0 P: 10	R: 0 E: 1 K: 1 S: 6	H: 0 LOB: 2 BB: 1 P: 10	R: 0 E: 0 K: 1 S: 6	H: 1 LOB: 1 BB: 0 P: 6	R: 1 E: 0 K: 1 S: 7	H: 2 LOB: 3 BB: 2 P: 15	R: 0 E: 0 K: 0 S: 4	H: 1 LOB: 1 BB: 0 P: 4	R: 0 E: 0 K: 0 S: 3	H: 0 LOB: 1 BB: 1 P: 7	1B: 5 2B: 1 3B: 0 HR: 0	SF: 0 SAC: 0 DP: 0 HBP: 0	WP: 1 PA: 43				
PITCHER	IP	WLS	BF	H	R	ER	SO	BB	IBB	HBP	BLK	WP	HR	S	P	ERA	WHIP										
Joey Jay, R ERA: 3.9 Chi-Chi Olivo, R ERA: 3.61 Clay Carroll, R ERA: 2.44 (1, 1) (8, 1) (10, 1)	7.1		30	4	1	1	7	3	0	0	0	0	1	1	0	0	1										
	1.2	W	9	2	0	0	0	1	1	0	7	15	0.00	1.800													
	1.0	S	4	0	0	0	0	1	0	0	3	7	0.00	1.000													



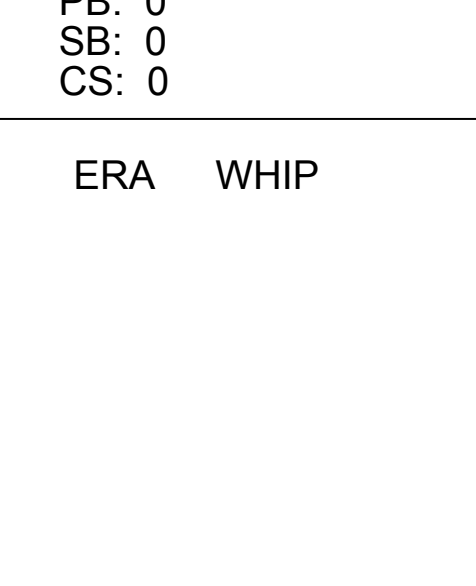
Batter	1	2	3	4	5	6	7	8	9	AB	R	H	RBI	BB	SO	LOB	TOP					
Felipe Alou, R OBP: 0.331, SLG: 0.504 Miguel de la Hoz, R OBP: 0.189, SLG: 0.189	(1,3) F4 (4,5) 6-3		4-0 BB	E6		5-3		G5-4-3		3	0	0	0	1	0	0						
Mack Jones, L OBP: 0.325, SLG: 0.480	(1,8) FC4-6 1B	F4	K	K		E7	1B		2B	6	1	3	0	0	2	3						
Hank Aaron, R OBP: 0.399, SLG: 0.602 Gary Geiger, L OBP: 0.319, SLG: 0.406	(1,9) FC4-6 1B HR (5,9)	F8		4-3		HR			1B SF9 2B	4	2	1	1	0	0	1						
Rico Carty, R OBP: 0.399, SLG: 0.432 John Hermstein, L OBP: 0.234, SLG: 0.182	(1,7) HR (7,7) 1B	HR		4-0 BB		FC6-4 1B		6-3	F7	4	3	3	1	1	0	0						
Joe Torre, R OBP: 0.359, SLG: 0.522	(1,2) HR	1B		E5		F8		F8		6	2	3	3	0	0	2						
Frank Bolling, R OBP: 0.193, SLG: 0.190	(1,4) HR 1B	F3		4-0 BB		FC6-4 FC5 1B		4-3	SF9	5	2	2	2	0	0	2						
Woody Woodward, R OBP: 0.333, SLG: 0.326	(1,6) HR 1B			F6				WP 1B	K	6	2	4	0	0	1	3						
Denis Menke, R OBP: 0.360, SLG: 0.408	(1,5) HR (4,3) BB		F3	4-0 HR		FC5		6-3		3	2	0	0	2	0	4						
Tony Cloninger, R OBP: 0.250, SLG: 0.473	(1,1) HR		6-3					F7		5	2	3	9	0	0	1						
<b>Inning Stats</b>	R: 7 E: 0 K: 0 S: 9	H: 6 LOB: 0 BB: 1 P: 13	R: 1 E: 0 K: 0 S: 5	H: 2 LOB: 1 BB: 0 P: 5	R: 0 E: 0 K: 1 S: 6	H: 1 LOB: 2 BB: 1 P: 10	R: 5 E: 2 K: 1 S: 9	H: 2 LOB: 1 BB: 2 P: 17	R: 1 E: 0 K: 0 S: 6	H: 3 LOB: 2 BB: 0 P: 6	R: 0 E: 1 K: 1 S: 6	H: 1 LOB: 1 BB: 0 P: 6	R: 0 E: 0 K: 0 S: 3	H: 0 LOB: 0 BB: 0 P: 3	R: 1 E: 0 K: 0 S: 4	H: 2 LOB: 0 BB: 0 P: 4	R: 2 E: 0 K: 1 S: 8	H: 3 LOB: 1 BB: 0 P: 8	1B: 11 2B: 4 3B: 0 HR: 5	SF: 1 SAC: 0 DP: 1 HBP: 0	WP: 1 PB: 0 SB: 0 CS: 0	PA: 52
<b>PITCHER</b>	IP WLS BF H R ER SO BB IBB HBP BLK WP HR S P ERA WHIP																					
Joe Gibbon, L ERA: 3.02	(1,1) 0.2 L 7 5 5 5 0 0 0 0 0 0 1 7 7 67.50 7.500																					
Bob Priddy, R ERA: 2.94	(1,1) 2.0 12 4 3 3 0 2 0 0 0 0 2 10 18 13.50 3.000																					
Ray Sadecki, L ERA: 4.93	(3,1) 6.1 33 11 9 5 4 2 0 0 0 1 2 39 47 7.11 2.053																					
Batter	1	2	3	4	5	6	7	8	9	AB	R	H	RBI	BB	SO	LOB	BOTTOM					
Jesus Alou, R OBP: 0.270, SLG: 0.303	(1,9) 4-3		1-3 1B		F8		F9			4	0	1	0	0	0	1						
Tom Haller, L OBP: 0.331, SLG: 0.513	(1,2) G6-4-3 (3,3) BB		F5		F2			HR		3	1	1	1	1	0	2						
Willie Mays, R OBP: 0.344, SLG: 0.537 Don Landrum, L OBP: 0.266, SLG: 0.279	(1,8) G6-4-3 (5,8) 1-2			4-0 BB	1B WP 1B BB		F9		K	1	1	0	0	1	0	1						
Willie McCovey, L OBP: 0.368, SLG: 0.523 Dick Dietz, R	(1,3) K (3,2)		K		K		6-3		6-3	1	0	0	0	0	1	0						
Jim Ray Hart, R OBP: 0.371, SLG: 0.543 Ozzie Virgil, R OBP: 0.214, SLG: 0.429	(1,5) F3 (7,5)		F3		1B		6-3		K	3	0	1	0	0	0	0						
Len Gabrielson, L OBP: 0.270, SLG: 0.306	(1,7) F6		F6		1B		4-3		3-1	4	0	1	1	0	0	0						
Jim Davenport, R OBP: 0.268, SLG: 0.406 Don Mason, L OBP: 0.105, SLG: 0.263	(1,6) F9 (4,4)		F9		F9		F8		F6	1	0	0	0	0	0	0						
Hal Lanier, R OBP: 0.240, SLG: 0.277	(1,4) E1 (4,6)		E1		F7				1B	4	0	2	0	0	0	2						
Joe Gibbon, R OBP: 0.222, SLG: 0.125 Bob Priddy, R OBP: 0.266, SLG: 0.167 Ray Sadecki, L OBP: 0.273, SLG: 0.545 Cap Peterson, R OBP: 0.303, SLG: 0.306	(1,1) K (1,1) K (3,1) K (8,PH) HR		K				F5		4-3	0	0	0	0	0	0	0						
<b>Inning Stats</b>	R: 0 E: 0 K: 0 S: 2	H: 0 LOB: 0 BB: 1 P: 6	R: 0 E: 0 K: 1 S: 5	H: 0 LOB: 0 BB: 0 P: 5	R: 0 E: 1 K: 1 S: 7	H: 1 LOB: 2 BB: 0 P: 7	R: 1 E: 0 K: 0 S: 7	H: 2 LOB: 2 BB: 1 P: 11	R: 1 E: 0 K: 0 S: 4	H: 1 LOB: 0 BB: 0 P: 4	R: 0 E: 0 K: 0 S: 3	H: 0 LOB: 0 BB: 0 P: 3	R: 0 E: 0 K: 0 S: 4	H: 1 LOB: 1 BB: 0 P: 4	R: 1 E: 0 K: 2 S: 8	H: 1 LOB: 0 BB: 0 P: 8	R: 0 E: 0 K: 0 S: 4	H: 1 LOB: 1 BB: 0 P: 4	1B: 5 2B: 0 3B: 0 HR: 2	SF: 0 SAC: 0 DP: 1 HBP: 0	WP: 1 PB: 0 SB: 0 CS: 0	PA: 36
<b>PITCHER</b>	IP WLS BF H R ER SO BB IBB HBP BLK WP HR S P ERA WHIP																					
Tony Cloninger, R ERA: 4.26	(1,1) 9.0 W 36 7 3 3 5 2 0 0 0 1 2 44 52 3.00 1.000																					

Atlanta Braves @ San Francisco Giants  
Candlestick Park, San Francisco, CA  
Sun Jul 03 1966, 6:33 AM EDT  
Att: 27,002 - Unknown

AB 47  
R 17  
H 20  
RBI 17  
BB 4  
SO 4  
LOB 19

Atlanta Braves @ San Francisco Giants  
Candlestick Park, San Francisco, CA  
Sun Jul 03 1966, 6:33 AM EDT  
Att: 27,002 - Unknown

AB 34  
R 3  
H 7  
RBI 3  
BB 2  
SO 5  
LOB 12





Batter	1	2	3	4	5	6	7	8	9	AB	R	H	RBI	BB	SO	LOB	TOP					
Lou Brock, L (1, 7) OBP: 0.294, SLG: 0.415	F4		5-3		HR		1B		K	5	2	2	1	0	1	1	<b>St. Louis Cardinals @ San Francisco Giants</b> <b>Candlestick Park, San Francisco, CA</b> Mon Jul 04 1966, 6:33 AM EDT Unknown					
Phil Gaigliano, R (1, 5) OBP: 0.374, SLG: 0.365	K			HR	4-3		3-1			4	1	1	1	1	1	2						
Curt Flood, R (1, 8) OBP: 0.310, SLG: 0.377	G3			FC5	BB	1B			F9	5	0	2	2	0	0	2						
Orlando Cepeda, R (1, 3) OBP: 0.356, SLG: 0.530		6-3		F4						0	1	0	0	0	0	0						
Tim McCarver, L (1, 2) OBP: 0.299, SLG: 0.412	F5			BB		2B			F6	3	0	0	0	1	1	1						
Mike Shannon, R (1, 9) OBP: 0.288, SLG: 0.450				K					F6	4	1	2	2	0	1	2						
Julian Javier, R (1, 4) OBP: 0.264, SLG: 0.279				K	FC5		4-3		K	4	0	0	0	0	2	3						
Dal Maxvill, R (1, 6) OBP: 0.280, SLG: 0.277			K							4	0	2	0	0	2	0						
Ray Washburn, R (1, 1) OBP: 0.130, SLG: 0.095			K		F2		FC1-6		SH3-4	3	1	0	0	0	1	1						
Joe Hoerner, R (8, 1)							FC1-6	1B	SH3-4	0	0	0	0	0	0	0						
<b>Inning Stats</b>	R: 0 E: 0 K: 1 S: 5	H: 0 LOB: 0 BB: 0 P: 5	R: 0 E: 0 K: 1 S: 6	H: 1 LOB: 1 BB: 0 P: 6	R: 0 E: 0 K: 2 S: 7	H: 0 LOB: 0 BB: 0 P: 7	R: 1 E: 0 K: 1 S: 7	H: 2 LOB: 2 BB: 1 P: 11	R: 1 E: 0 K: 1 S: 6	H: 1 LOB: 0 BB: 0 P: 6	R: 2 E: 0 K: 1 S: 7	H: 2 LOB: 1 BB: 0 P: 7	R: 2 E: 0 K: 0 S: 6	H: 3 LOB: 1 BB: 0 P: 6	R: 0 E: 0 K: 1 S: 5	H: 0 LOB: 0 BB: 0 P: 5	R: 0 E: 0 K: 1 S: 6	H: 1 LOB: 2 BB: 1 P: 10	1B: 6 2B: 1 3B: 0 HR: 3	SF: 0 SAC: 1 DP: 0 HBP: 0	WP: 0 PB: 0 SB: 0 CS: 0	PA: 39
<b>PITCHER</b>	IP	WLS	BF	H	R	ER	SO	BB	IBB	HBP	BLK	WP	HR	S	P	ERA	WHIP					
Juan Marichal, R (1, 1) ERA: 2.15	8.0	L	34	9	6	6	8	1	0	0	0	0	3	49	53	6.75	1.250					
Joe Gibbon, L (9, 1) ERA: 2.96	1.0	S	5	1	0	0	1	1	0	0	0	0	0	6	10	0.00	2.000					

Batter	1	2	3	4	5	6	7	8	9	AB	R	H	RBI	BB	SO	LOB	BOTTOM					
Tito Fuentes, S (1, 4) OBP: 0.292, SLG: 0.345	F6		6-3							4	1	1	0	0	0	0	<b>St. Louis Cardinals @ San Francisco Giants</b> <b>Candlestick Park, San Francisco, CA</b> Mon Jul 04 1966, 6:33 AM EDT Unknown					
Tom Haller, L (1, 2) OBP: 0.333, SLG: 0.517	1B		F8			1B	SF8		F5	4	1	2	0	0	0	1						
Willie Mays, R (1, 8) OBP: 0.350, SLG: 0.540					F7					4	0	3	1	0	0	0						
Willie McCovey, L (1, 3) OBP: 0.366, SLG: 0.521	G3-6-3					SF8			F2	3	0	1	1	0	0	3						
Jim Ray Hart, R (1, 5) OBP: 0.369, SLG: 0.539					FC4-6				F8	4	0	1	0	0	1	2						
Jesus Alou, R (1, 9) OBP: 0.272, SLG: 0.304					4-3					3	0	1	0	0	1	1						
Len Gabrielson, L (1, 7) OBP: 0.265, SLG: 0.299										3	0	0	0	0	1	1						
Cap Peterson, R (9, PH) OBP: 0.300, SLG: 0.303									G4-6-3	1	0	0	0	0	0	1						
Hal Lanier, R (1, 6) OBP: 0.241, SLG: 0.275										2	0	0	0	1	0	1						
Juan Marichal, R (1, 1) OBP: 0.270, SLG: 0.317										2	0	0	0	0	1	1						
Don Landrum, L (8, PH) OBP: 0.263, SLG: 0.276										1	0	0	0	0	0	0						
Joe Gibbon, R (9, 1) OBP: 0.222, SLG: 0.125										0	0	0	0	0	0	0						
<b>Inning Stats</b>	R: 0 E: 0 K: 0 S: 4	H: 2 LOB: 1 BB: 0 P: 4	R: 0 E: 0 K: 1 S: 6	H: 1 LOB: 0 BB: 0 P: 6	R: 0 E: 0 K: 1 S: 5	H: 0 LOB: 0 BB: 0 P: 5	R: 0 E: 0 K: 0 S: 4	H: 1 LOB: 1 BB: 0 P: 4	R: 0 E: 0 K: 0 S: 2	H: 0 LOB: 0 BB: 1 P: 6	R: 1 E: 0 K: 1 S: 7	H: 2 LOB: 1 BB: 0 P: 7	R: 0 E: 0 K: 1 S: 5	H: 0 LOB: 0 BB: 0 P: 5	R: 1 E: 0 K: 0 S: 5	H: 2 LOB: 1 BB: 0 P: 5	R: 0 E: 0 K: 0 S: 3	H: 1 LOB: 0 BB: 0 P: 3	1B: 8 2B: 1 3B: 0 HR: 0	SF: 1 SAC: 1 DP: 3 HBP: 0	WP: 1 PB: 0 SB: 1 CS: 0	PA: 34
<b>PITCHER</b>	IP	WLS	BF	H	R	ER	SO	BB	IBB	HBP	BLK	WP	HR	S	P	ERA	WHIP					
Ray Washburn, R (1, 1) ERA: 2.76	7.2	W	30	8	2	2	4	1	0	0	0	0	0	37	41	2.35	1.174					
Joe Hoerner, L (8, 1) ERA: 0.96	1.1	S	4	1	0	0	0	0	0	0	0	1	0	4	4	0.00	0.750					



Batter	1	2	3	4	5	6	7	8	9	AB	R	H	RBI	BB	SO	LOB	TOP										
<b>Lou Brock, L</b> OBP: 0.293, SLG: 0.411 (1, 7)										4	1	1	0	0	1	1	<b>St. Louis Cardinals @ San Francisco Giants</b> <b>Candlestick Park, San Francisco, CA</b> Tue Jul 05 1966, 6:33 AM EDT Att: 7,418 - Unknown										
<b>Phil Gagliano, R</b> OBP: 0.359, SLG: 0.348 (1, 5)										3	0	0	1	0	0	2											
<b>Curt Flood, R</b> OBP: 0.305, SLG: 0.370 (1, 8)										4	0	0	1	0	0	2											
<b>Orlando Cepeda, R</b> OBP: 0.352, SLG: 0.518 (1, 3)										0	0	0	0	0	0	0											
<b>Mike Shannon, R</b> OBP: 0.308, SLG: 0.473 (1, 9)										4	0	2	0	0	1	0											
<b>Tim McCarver, L</b> OBP: 0.298, SLG: 0.419 (1, 2)										4	1	2	1	0	0	1											
<b>Jerry Buchek, R</b> OBP: 0.302, SLG: 0.348 (1, 4)										3	0	1	0	0	1	0											
<b>Julian Javier, R</b> OBP: 0.260, SLG: 0.274 (8, 4)										1	0	0	0	0	0	2											
<b>Dal Maxvill, R</b> OBP: 0.274, SLG: 0.271 (1, 6)										4	1	1	0	0	0	3											
<b>Al Jackson, L</b> OBP: 0.278, SLG: 0.290 (1, 1)										2	0	0	0	0	0	1											
<b>Inning Stats</b>	R: 1 E: 0 K: 1 S: 6	H: 0 LOB: 0 BB: 0 P: 6	R: 1 E: 0 K: 0 S: 5	H: 2 LOB: 1 BB: 0 P: 5	R: 0 E: 0 K: 0 S: 4	H: 1 LOB: 1 BB: 0 P: 4	R: 0 E: 0 K: 1 S: 5	H: 1 LOB: 0 BB: 0 P: 5	R: 0 E: 0 K: 0 S: 3	H: 0 LOB: 0 BB: 0 P: 3	R: 0 E: 0 K: 0 S: 5	H: 0 LOB: 0 BB: 0 P: 5	R: 1 E: 1 K: 0 S: 5	H: 1 LOB: 1 BB: 0 P: 5	R: 0 E: 0 K: 0 S: 5	H: 2 LOB: 2 BB: 0 P: 5	1B: 6 2B: 0 3B: 0 HR: 1	SF: 0 SAC: 2 DP: 0 HBP: 0	WP: 1 PB: 0 SB: 3 CS: 1	PA: 35							
<b>PITCHER</b>	IP	WLS	BF	H	R	ER	SO	BB	IBB	HBP	BLK	WP	HR	S	P	ERA	WHIP										
<b>Ron Herbel, R</b> ERA: 4.0 (1, 1)	8.0	L	30	5	3	2	3	0	0	0	0	1	1	36	36	2.25	0.625										
<b>Frank Linzy, R</b> ERA: 3.06 (9, 1)	1.0		5	2	0	0	0	0	0	0	0	0	0	5	5	0.00	2.000										

Batter	1	2	3	4	5	6	7	8	9	AB	R	H	RBI	BB	SO	LOB	BOTTOM										
<b>Tito Fuentes, S</b> OBP: 0.281, SLG: 0.332 (1, 4)										4	0	0	0	0	0	0	<b>St. Louis Cardinals @ San Francisco Giants</b> <b>Candlestick Park, San Francisco, CA</b> Tue Jul 05 1966, 6:33 AM EDT Att: 7,418 - Unknown										
<b>Tom Haller, L</b> OBP: 0.329, SLG: 0.510 (1, 2)										3	0	0	0	0	2	0											
<b>Bob Barton, R</b> OBP: 0.219, SLG: 0.203 (9, PH)										1	0	0	0	0	0	0											
<b>Willie Mays, R</b> OBP: 0.347, SLG: 0.532 (1, 8)										4	0	1	0	0	0	0											
<b>Jim Ray Hart, R</b> OBP: 0.364, SLG: 0.528 (1, 5)										4	1	0	0	0	0	1											
<b>Jesus Alou, R</b> OBP: 0.266, SLG: 0.297 (1, 9)										3	0	0	0	0	0	2											
<b>Cap Peterson, R</b> OBP: 0.302, SLG: 0.298 (1, 7)										2	0	0	0	1	0	1											
<b>Ozzie Virgil, R</b> OBP: 0.235, SLG: 0.412 (1, 3)										3	0	1	1	0	0	2											
<b>Hal Lanier, R</b> OBP: 0.243, SLG: 0.273 (1, 6)										3	0	0	0	0	0	1											
<b>Ron Herbel, R</b> OBP: 0.074, SLG: 0.038 (1, 1)										2	0	0	0	0	1	0											
<b>Jim Davenport, R</b> OBP: 0.327, SLG: 0.403 (8, PH)										1	0	0	0	0	0	0											
<b>Frank Linzy, R</b> OBP: 0.273, SLG: 0.455 (9, 1)										0	0	0	0	0	0	0											
<b>Inning Stats</b>	R: 0 E: 0 K: 0 S: 3	H: 0 LOB: 0 BB: 0 P: 3	R: 1 E: 1 K: 0 S: 5	H: 1 LOB: 1 BB: 0 P: 5	R: 0 E: 0 K: 2 S: 7	H: 0 LOB: 0 BB: 0 P: 7	R: 0 E: 0 K: 0 S: 4	H: 1 LOB: 2 BB: 1 P: 8	R: 0 E: 0 K: 0 S: 3	H: 0 LOB: 0 BB: 0 P: 3	R: 0 E: 0 K: 1 S: 5	H: 0 LOB: 0 BB: 0 P: 5	R: 0 E: 0 K: 0 S: 3	H: 0 LOB: 0 BB: 0 P: 3	R: 0 E: 0 K: 0 S: 3	H: 0 LOB: 0 BB: 0 P: 3	1B: 2 2B: 0 3B: 0 HR: 0	SF: 0 SAC: 0 DP: 0 HBP: 0	WP: 0 PB: 0 SB: 0 CS: 0	PA: 31							
<b>PITCHER</b>	IP	WLS	BF	H	R	ER	SO	BB	IBB	HBP	BLK	WP	HR	S	P	ERA	WHIP										
<b>Al Jackson, L</b> ERA: 1.82 (1, 1)	9.0	W	31	2	1	0	3	1	0	0	0	0	0	36	40	0.00	0.333										



Batter	1	2	3	4	5	6	7	8	9	AB	R	H	RBI	BB	SO	LOB	TOP					
<b>Tommy Harper, R</b> OBP: 0.342, SLG: 0.383 (1, 9)										5	0	0	0	0	0	0	<b>Cincinnati Reds @ San Francisco Giants</b> Candlestick Park, San Francisco, CA Thu Jul 07 1966, 6:33 AM EDT Att: 10,831 - Unknown					
<b>Pete Rose, S</b> OBP: 0.314, SLG: 0.366 (1, 4)										5	1	3	0	0	0	0						
<b>Vada Pinson, L</b> OBP: 0.347, SLG: 0.448 (1, 8)										5	1	1	0	0	0	3						
<b>Tony Perez, R</b> OBP: 0.286, SLG: 0.343 (1, 3)										5	1	0	0	0	0	5						
<b>Don Pavletich, R</b> OBP: 0.340, SLG: 0.493 (1, 2)										4	1	3	2	0	1	0						
<b>Deron Johnson, R</b> OBP: 0.276, SLG: 0.376 (1, 5)										3	0	0	0	1	1	3						
<b>Leo Cardenas, R</b> OBP: 0.316, SLG: 0.433 (1, 6)										4	1	3	3	0	0	1						
<b>Dick Simpson, R</b> OBP: 0.226, SLG: 0.333 (1, 7)										3	0	0	0	1	2	5						
<b>Sammy Ellis, L</b> OBP: 0.154, SLG: 0.083 (1, 1)										2	0	0	0	0	1	1						
<b>Don Nottebart, R</b> OBP: 0.071, SLG: 0.071 (5, 1)										1	0	0	0	0	0	0						
<b>Jimmie Coker, R</b> OBP: 0.269, SLG: 0.375 (8, PH)										1	0	0	0	0	0	1						
<b>Jack Baldschun, R</b> (8, 1)										0	0	0	0	0	0	0						
<b>Inning Stats</b>	R: 2 E: 1 K: 0 S: 7	H: 3 LOB: 3 BB: 1 P: 11	R: 0 E: 0 K: 0 S: 3	H: 0 LOB: 0 BB: 0 P: 3	R: 3 E: 0 K: 1 S: 10	H: 3 LOB: 1 BB: 1 P: 14	R: 0 E: 0 K: 0 S: 4	H: 1 LOB: 1 BB: 0 P: 4	R: 0 E: 0 K: 2 S: 8	H: 1 LOB: 1 BB: 0 P: 8	R: 0 E: 0 K: 0 S: 3	H: 0 LOB: 0 BB: 0 P: 3	R: 0 E: 0 K: 1 S: 5	H: 0 LOB: 0 BB: 0 P: 5	R: 0 E: 0 K: 1 S: 6	H: 1 LOB: 1 BB: 0 P: 6	R: 0 E: 0 K: 0 S: 4	H: 1 LOB: 1 BB: 0 P: 4	1B: 8 2B: 1 3B: 0 HR: 1	SF: 0 SAC: 0 DP: 0 HBP: 0	WP: 0 PB: 1 SB: 0 CS: 1	PA: 40
<b>PITCHER</b> <b>Ray Sadecki, L</b> ERA: 4.39 (1, 1)	IP: 9.0 WLS: W BF: 40 H: 10 R: 5 ER: 0 SO: 6 BB: 2 IBB: 0 HBP: 0 BLK: 0 WP: 0 HR: 1 S: 50 P: 58 ERA: 0.00 WHIP: 1.333															<b>PITCHER</b>						

Batter	1	2	3	4	5	6	7	8	9	AB	R	H	RBI	BB	SO	LOB	BOTTOM					
<b>Tito Fuentes, S</b> OBP: 0.288, SLG: 0.350 (1, 4)										5	2	2	2	0	0	2	<b>Cincinnati Reds @ San Francisco Giants</b> Candlestick Park, San Francisco, CA Thu Jul 07 1966, 6:33 AM EDT Att: 10,831 - Unknown					
<b>Tom Haller, L</b> OBP: 0.327, SLG: 0.514 (1, 2)										3	1	1	1	1	2	2						
<b>Willie Mays, R</b> OBP: 0.345, SLG: 0.545 (1, 8)										4	1	1	2	0	0	2						
<b>Willie McCovey, L</b> OBP: 0.361, SLG: 0.506 (1, 3)										4	1	1	0	0	1	2						
<b>Cap Peterson, R</b> OBP: 0.317, SLG: 0.342 (1, 7)										4	1	2	2	0	0	1						
<b>Don Landrum, L</b> OBP: 0.271, SLG: 0.276 (7, PR) (8, 7)										0	0	0	0	0	0	0						
<b>Jesus Alou, R</b> OBP: 0.256, SLG: 0.285 (1, 9)										4	0	0	0	0	0	1						
<b>Ozzie Virgil, R</b> OBP: 0.273, SLG: 0.409 (1, 5)										4	0	2	0	0	0	0						
<b>Hal Lanier, R</b> OBP: 0.238, SLG: 0.267 (1, 6)										3	0	0	0	0	1	1						
<b>Ray Sadecki, L</b> OBP: 0.308, SLG: 0.560 (1, 1)										3	1	1	0	1	1	1						
<b>Inning Stats</b>	R: 0 E: 1 K: 1 S: 6	H: 0 LOB: 1 BB: 0 P: 6	R: 0 E: 0 K: 0 S: 4	H: 1 LOB: 1 BB: 0 P: 4	R: 2 E: 0 K: 0 S: 5	H: 2 LOB: 1 BB: 1 P: 9	R: 0 E: 0 K: 0 S: 3	H: 0 LOB: 0 BB: 0 P: 3	R: 4 E: 0 K: 2 S: 11	H: 4 LOB: 0 BB: 0 P: 11	R: 0 E: 0 K: 0 S: 4	H: 1 LOB: 1 BB: 0 P: 4	R: 1 E: 0 K: 1 S: 7	H: 2 LOB: 1 BB: 0 P: 7	R: 0 E: 0 K: 1 S: 5	H: 0 LOB: 1 BB: 1 P: 9	R: 0 E: 0 K: 1 S: 5	H: 0 LOB: 1 BB: 1 P: 9	1B: 5 2B: 1 3B: 0 HR: 4	SF: 0 SAC: 1 DP: 0 HBP: 0	WP: 0 PB: 0 SB: 0 CS: 0	PA: 37
<b>PITCHER</b> <b>Sammy Ellis, R</b> ERA: 5.17 (1, 1)	IP: 4.2 WLS: L BF: 23 H: 7 R: 6 ER: 6 SO: 3 BB: 1 IBB: 0 HBP: 0 BLK: 0 WP: 0 HR: 3 S: 28 P: 32 ERA: 11.57 WHIP: 1.714															<b>PITCHER</b>						
<b>Don Nottebart, R</b> ERA: 1.0 (5, 1)	2.1 10 3 1 1 1 0 0 0 0 0 0 1 12 12 3.86 1.286																					
<b>Jack Baldschun, R</b> ERA: 6.93 (8, 1)	1.0 4 0 0 0 0 1 1 0 0 0 0 0 5 9 0.00 1.000																					

AB	38
R	5
H	10
RBI	5
BB	2
SO	5
LOB	19



AB	34
R	7
H	10
RBI	7
BB	2
SO	5
LOB	12













Batter	1	2	3	4	5	6	7	8	9	AB	R	H	RBI	BB	SO	LOB	TOP										
<b>Tommy Harper, R</b> OBP: 0.344, SLG: 0.386 (1, 7)	0-0 4-3 1B 2B		0-0 F2			0-0 F8			4-0 PB SH1-4 FC3-5-3 BB	3	1	1	0	1	0	1	<b>Cincinnati Reds @ San Francisco Giants</b> Candlestick Park, San Francisco, CA Sun Jul 10 1966, 6:33 AM EDT Att: 31,903 - Unknown <a href="http://livebaseballscorecards.com">livebaseballscorecards.com</a>										
<b>Pete Rose, S</b> OBP: 0.314, SLG: 0.366 (1, 4)	0-0 4-3		0-0			0-0 6-3			0-0 SH1-4	3	0	1	0	0	0	1											
<b>Vada Pinson, L</b> OBP: 0.348, SLG: 0.444 (1, 8)	0-0		0-0 F7			0-0 3-1			0-0 FC3-2-5-2 1B 2-H	4	1	1	1	0	0	3											
<b>Gordy Coleman, L</b> OBP: 0.303, SLG: 0.273 (9, PH)	0-0 F7-4								0-0	3	0	0	0	0	1	1											
<b>Tony Perez, R</b> OBP: 0.299, SLG: 0.345 (9, 3)	0-0 F7-4								0-0 1B	1	0	1	1	0	0	0											
<b>Don Pavletich, R</b> OBP: 0.342, SLG: 0.489 (1, 2)		0-0 1-4-3							0-0 F9	4	0	1	0	0	0	1											
<b>Art Shamsky, L</b> OBP: 0.300, SLG: 0.486 <b>Dick Simpson, R</b> OBP: 0.212, SLG: 0.310 (8, 9)		0-0 F7							0-0 1B	3	0	0	0	0	1	1											
<b>Leo Cardenas, R</b> OBP: 0.310, SLG: 0.422 (1, 6)		0-0 6-3							0-0 F9	0	0	0	0	0	0	0											
<b>Deron Johnson, R</b> OBP: 0.269, SLG: 0.365 <b>Giraldo Ruiz, S</b> OBP: 0.219, SLG: 0.197 (8, 5)			0-0 F3			0-0 F7			0-3 K	3	0	0	0	0	1	0											
<b>Mitt Pappas, R</b> OBP: 0.192, SLG: 0.250 (1, 1)			0-0 1B			0-0 5-3			0-0 F7	3	0	1	0	0	0	0											
<b>Inning Stats</b>	R: 1 E: 0 K: 0 S: 4	H: 2 LOB: 0 BB: 4 P: 4	R: 0 E: 0 K: 0 S: 3	H: 0 LOB: 0 BB: 3 P: 3	R: 0 E: 0 K: 0 S: 5	H: 2 LOB: 2 BB: 0 P: 5	R: 0 E: 0 K: 1 S: 5	H: 1 LOB: 0 BB: 0 P: 5	R: 0 E: 0 K: 0 S: 3	H: 0 LOB: 0 BB: 0 P: 3	R: 0 E: 0 K: 1 S: 5	H: 0 LOB: 0 BB: 0 P: 5	R: 0 E: 0 K: 1 S: 5	H: 0 LOB: 0 BB: 0 P: 5	R: 0 E: 0 K: 1 S: 5	H: 0 LOB: 0 BB: 0 P: 5	R: 1 E: 0 K: 0 S: 4	H: 1 LOB: 1 BB: 1 P: 8	1B: 5 2B: 2 3B: 0 HR: 0	SF: 0 SAC: 1 DP: 2 HBP: 0	WP: 0 PB: 1 SB: 0 CS: 0	PA: 32					
<b>PITCHER</b>	IP	WLS	BF	H	R	ER	SO	BB	IBB	HBP	BLK	WP	HR	S	P	ERA	WHIP										
<b>Ron Herbel, R</b> ERA: 3.79 <b>Lindy McDaniel, R</b> ERA: 3.32 <b>Bill Henry, L</b> ERA: 1.17	(1, 1)	7.0	L	24	5	1	1	2	0	0	0	0	0	28	28	1.29	0.714										
	(8, 1)	1.1		5	0	1	1	1	1	0	0	0	0	6	10	6.75	0.750										
	(9, 1)	0.2		3	1	0	0	0	0	0	0	0	0	3	3	0.00	1.500										

Batter	1	2	3	4	5	6	7	8	9	AB	R	H	RBI	BB	SO	LOB	BOTTOM										
<b>Tito Fuentes, S</b> OBP: 0.286, SLG: 0.346 <b>Jim Ray Hart, R</b> OBP: 0.363, SLG: 0.526 (9, PH)	0-0 F5		0-0 6-3		0-0 F7-6-4		0-0 4-3		0-0 F2	4	0	0	0	0	0	2	<b>Cincinnati Reds @ San Francisco Giants</b> Candlestick Park, San Francisco, CA Sun Jul 10 1966, 6:33 AM EDT Att: 31,903 - Unknown <a href="http://livebaseballscorecards.com">livebaseballscorecards.com</a>										
<b>Tom Haller, L</b> OBP: 0.320, SLG: 0.517 (1, 2)	0-0 G3		0-0 4-3			0-0 E3 1B		0-3 K		4	0	0	0	0	1	0											
<b>Willie Mays, R</b> OBP: 0.348, SLG: 0.547 (1, 8)	0-0		0-0 F4			0-0 F8		0-0		4	0	2	0	0	0	1											
<b>Willie McCovey, L</b> OBP: 0.375, SLG: 0.542 (1, 3)	0-0 4-3					0-0 F2		0-0 E6		4	0	0	0	0	0	3											
<b>Cap Peterson, R</b> OBP: 0.309, SLG: 0.347 (1, 7)		0-0 6-3				0-0		0-3 K		4	0	2	0	0	1	2											
<b>Len Gabrielson, L</b> OBP: 0.276, SLG: 0.305 (1, 9)		0-0 G3 E 1B				0-0 F7		0-0 F7		4	0	1	0	0	1	5											
<b>Ozzie Virgil, R</b> OBP: 0.361, SLG: 0.559 (1, 5)		0-0 E4 G3			0-0 F2			0-0 SH5-4 2B		4	1	2	1	0	0	2											
<b>Bob Schroder, L</b> OBP: 0.375, SLG: 0.375 (1, 6)		0-0 G3			0-0 FC3-6 1B			0-0 SH5-4		3	0	1	0	0	0	2											
<b>Ron Herbel, R</b> OBP: 0.069, SLG: 0.036 <b>Bob Burda, L</b> (7, PH) <b>Lindy McDaniel, R</b> OBP: 0.111, SLG: 0.111 <b>Bill Henry, L</b> (9, PH) <b>Don Landrum, L</b> OBP: 0.283, SLG: 0.267 (9, PH)		0-3 K			0-0 FC3-6 F7-6-4			0-0 G3		2	0	0	0	0	1	3											
<b>Inning Stats</b>	R: 0 E: 0 K: 0 S: 4	H: 1 LOB: 1 BB: 0 P: 4	R: 0 E: 1 K: 1 S: 7	H: 1 LOB: 2 BB: 0 P: 7	R: 0 E: 0 K: 0 S: 3	H: 0 LOB: 0 BB: 0 P: 3	R: 0 E: 0 K: 0 S: 4	H: 1 LOB: 1 BB: 0 P: 4	R: 0 E: 0 K: 0 S: 3	H: 1 LOB: 0 BB: 0 P: 3	R: 0 E: 1 K: 1 S: 7	H: 1 LOB: 2 BB: 0 P: 7	R: 0 E: 0 K: 0 S: 4	H: 1 LOB: 1 BB: 0 P: 4	R: 0 E: 1 K: 2 S: 9	H: 1 LOB: 2 BB: 0 P: 9		R: 1 E: 0 K: 0 S: 4	H: 1 LOB: 0 BB: 0 P: 4	1B: 4 2B: 3 3B: 1 HR: 1	SF: 0 SAC: 1 DP: 1 HBP: 0	WP: 0 PB: 0 SB: 0 CS: 0	PA: 37				
<b>PITCHER</b>	IP	WLS	BF	H	R	ER	SO	BB	IBB	HBP	BLK	WP	HR	S	P	ERA	WHIP										
<b>Mitt Pappas, R</b> ERA: 3.4	(1, 1)	9.0	W	37	8	1	1	4	0	0	0	0	1	45	45	1.00	0.889										



Batter	1	2	3	4	5	6	7	8	9	AB	R	H	RBI	BB	SO	LOB	TOP			
<b>Tito Fuentes, S</b> OBP: 0.282, SLG: 0.340 (1, 4)	0-0 6-3		0-3 K			0-0 P5			0-0 6-3	4	0	0	0	0	1	0	<b>San Francisco Giants @ Philadelphia Phillies</b> <b>Connie Mack Stadium, Philadelphia, PA</b> Thu Jul 14 1966, 7:05 PM EDT Att: 24,347 - Unknown  <b>livebaseballscores.com</b>			
<b>Tom Haller, L</b> OBP: 0.319, SLG: 0.513 (1, 2)	0-0 1B		0-0 F7			0-0 4-3			0-0 F5	4	0	1	0	0	0	0				
<b>Willie Mays, R</b> OBP: 0.350, SLG: 0.546 (1, 8)	0-0 G4-6-3 1B			0-0 G6-3 1B			0-0 F9		0-0 F8	4	0	2	0	0	0	0				
<b>Willie McCovey, L</b> OBP: 0.371, SLG: 0.536 (1, 3)	0-0 G4-6-3			0-0 G6-3			0-0 F8			3	0	0	0	0	0	3				
<b>Jim Ray Hart, R</b> OBP: 0.359, SLG: 0.521 (1, 9)		0-0 6-3		0-0 6-3			0-0 K			3	0	0	0	0	1	0				
<b>Cap Peterson, R</b> OBP: 0.309, SLG: 0.346 (1, 7)		0-0 4-3			0-0 FC3-6 1B			0-0 5-3		3	0	1	0	0	0	0				
<b>Ozzie Virgil, R</b> OBP: 0.359, SLG: 0.541 (1, 5)		0-0 E5 FC6-4			0-0 FC3-6 G4-6-3 1B			0-0 1B		3	0	1	0	0	0	1				
<b>Hal Lanier, R</b> OBP: 0.235, SLG: 0.263 (8, PH)		0-0 FC6-4			0-0 G4-6-3			0-3 K		2	0	0	0	0	0	2				
<b>Jim Davenport, R</b> OBP: 0.317, SLG: 0.405 (8, 6)		0-0 FC6-4			0-0 G4-6-3			0-3 K		1	0	0	0	0	1	1				
<b>Gaylord Perry, R</b> OBP: 0.276, SLG: 0.300 (4, 1)			0-3 K			0-0 P3		0-3 K		1	0	0	0	0	0	0				
<b>Inning Stats</b>	R: 0 E: 0 K: 0 S: 4	H: 2 LOB: 1 BB: 0 P: 4	R: 0 E: 1 K: 0 S: 4	H: 0 LOB: 1 BB: 0 P: 4	R: 0 E: 0 K: 2 S: 7	H: 0 LOB: 0 BB: 0 P: 7	R: 0 E: 0 K: 0 S: 3	H: 1 LOB: 0 BB: 0 P: 3	R: 0 E: 0 K: 0 S: 3	H: 0 LOB: 0 BB: 0 P: 3	R: 0 E: 0 K: 1 S: 5	H: 0 LOB: 0 BB: 0 P: 5	R: 0 E: 0 K: 2 S: 8	H: 1 LOB: 1 BB: 0 P: 8	R: 0 E: 0 K: 0 S: 3	H: 0 LOB: 0 BB: 0 P: 3	1B: 5 2B: 0 3B: 0 HR: 0	SF: 0 SAC: 0 DP: 3 HBP: 0	WP: 0 PB: 0 SB: 0 CS: 0	PA: 30
<b>PITCHER</b> <b>Larry Jackson, R</b> ERA: 3.26 (1, 1)	IP: 9.0 WLS: W BF: 30 H: 5 R: 0 ER: 0 SO: 5 BB: 0 IBB: 0 HBP: 0 BLK: 0 WP: 0 HR: 0 S: 40 P: 40 ERA: 0.00 WHIP: 0.556															<b>PITCHER</b> <b>Frank Linzy, R</b> ERA: 2.75 (8, 1)	IP: 1.0 WLS: L BF: 4 H: 0 R: 0 ER: 0 SO: 0 BB: 1 IBB: 0 HBP: 0 BLK: 0 WP: 0 HR: 0 S: 7 P: 7 ERA: 0.00 WHIP: 1.000			

Batter	1	2	3	4	5	6	7	8	9	AB	R	H	RBI	BB	SO	LOB	BOTTOM	
<b>Tony Taylor, R</b> OBP: 0.314, SLG: 0.375 (1, 4)	4-0 1B BB		0-0 1-3	0-0 FC4-2 1-3 WP 1B		0-0 G6-4-3		4-0 FC3-6 BB		3	1	1	0	2	0	1	<b>San Francisco Giants @ Philadelphia Phillies</b> <b>Connie Mack Stadium, Philadelphia, PA</b> Thu Jul 14 1966, 7:05 PM EDT Att: 24,347 - Unknown  <b>livebaseballscores.com</b>	
<b>Johnny Callison, L</b> OBP: 0.337, SLG: 0.425 (1, 9)	0-0 P4		0-0 F8	0-0 FC4-2 WP			0-0 F5	0-0 FC3-6		5	0	0	0	0	0	4		
<b>Dick Allen, R</b> OBP: 0.398, SLG: 0.688 (1, 5)	0-3 K		0-0 3B	0-0 1-2 3H IBB			0-3 K	0-0 6-3		4	0	1	0	1	2	2		
<b>Bill White, L</b> OBP: 0.357, SLG: 0.484 (1, 3)	0-0 1-3 BB 1B		0-3 K	0-0 L4			0-0 E S E 1B			4	1	2	0	0	1	3		
<b>Tony Gonzalez, L</b> OBP: 0.329, SLG: 0.394 (1, 7)	4-0 1-2 BB			4-0 3B BB	0-0 L6		4-0 BB E BB			1	1	0	0	3	0	0		
<b>Clay Dainypile, L</b> OBP: 0.408, SLG: 0.406 (1, 2)	0-0 F8			0-0 1-2 3H 2B 3B	0-0 L3		0-0 E3 BB			4	1	1	1	0	0	4		
<b>Cookie Rojas, R</b> OBP: 0.308, SLG: 0.343 (1, 8)		0-0 G3		0-0 3H E 2B	0-0 6-3		0-0 1-2 2-3 BB			3	1	1	1	1	0	0		
<b>Dick Groat, R</b> OBP: 0.280, SLG: 0.317 (1, 6)		0-0 F8		0-0 FC1-5 2H 1B		0-0 L4	0-0 F8			4	0	1	0	0	0	3		
<b>Larry Jackson, R</b> OBP: 0.156, SLG: 0.190 (1, 1)		0-0 3-1		0-0 FC1-5 1B FC4-2		4-0 BB	0-0 G3			3	0	0	0	1	0	1		
<b>Inning Stats</b>	R: 0 E: 0 K: 1 S: 6	H: 1 LOB: 3 BB: 2 P: 14	R: 0 E: 0 K: 0 S: 3	H: 0 LOB: 0 BB: 0 P: 3	R: 0 E: 0 K: 1 S: 6	H: 1 LOB: 1 BB: 0 P: 6	R: 4 E: 1 K: 0 S: 7	H: 4 LOB: 2 BB: 2 P: 15	R: 0 E: 0 K: 0 S: 2	H: 0 LOB: 0 BB: 1 P: 6	R: 1 E: 1 K: 1 S: 7	H: 1 LOB: 3 BB: 2 P: 15	R: 0 E: 1 K: 0 S: 3	H: 0 LOB: 1 BB: 1 P: 7	1B: 4 2B: 1 3B: 2 HR: 0	SF: 0 SAC: 0 DP: 1 HBP: 0		WP: 1 PB: 0 SB: 1 CS: 0
<b>PITCHER</b> <b>Gaylord Perry, R</b> ERA: 2.75 (1, 1)	IP: 3.1 WLS: L BF: 19 H: 6 R: 4 ER: 4 SO: 2 BB: 3 IBB: 0 HBP: 0 BLK: 0 WP: 1 HR: 0 S: 20 P: 32 ERA: 10.80 WHIP: 2.700															<b>PITCHER</b> <b>Frank Linzy, R</b> ERA: 2.75 (8, 1)	IP: 1.0 WLS: L BF: 4 H: 0 R: 0 ER: 0 SO: 0 BB: 1 IBB: 0 HBP: 0 BLK: 0 WP: 0 HR: 0 S: 3 P: 7 ERA: 0.00 WHIP: 1.000	
<b>Joe Gibbon, L</b> ERA: 3.0 (4, 1)	1.2	6	0	0	0	0	1	0	0	0	0	0	0	0	0	0	0.00	0.000
<b>Bob Priddy, R</b> ERA: 2.66 (6, 1)	1.2	6	1	1	0	1	1	0	0	0	0	0	0	0	0	0	0.00	1.200
<b>Bill Henry, L</b> ERA: 1.7 (7, 1)	0.0	3	0	0	0	0	2	0	0	0	0	0	0	0	0	0	∞	∞
<b>Lindy McDaniel, R</b> ERA: 3.3 (7, 1)	0.1	1	0	0	0	0	0	0	0	0	0	0	0	0	0	0	0.00	0.000



Batter	1	2	3	4	5	6	7	8	9	AB	R	H	RBI	BB	SO	LOB	TOP					
Don Landrum, L (1,9) OBP: 0.260, SLG: 0.255										4	0	0	0	1	2	1	San Francisco Giants @ Philadelphia Phillies Connie Mack Stadium, Philadelphia, PA Fri Jul 15 1966, 7:05 PM EDT Att: 29,966 - Unknown					
Tom Haller, L (1,2) OBP: 0.320, SLG: 0.507									3	1	0	0	0	0	2							
Willie Mays, R (1,8) OBP: 0.348, SLG: 0.550									5	1	1	2	0	2	4							
Willie McCovey, L (1,3)									4	2	2	0	1	1	0							
Jim Ray Hart, R (1,5) OBP: 0.360, SLG: 0.527									4	2	1	1	1	0	3							
Len Gabrielson, L (1,7) OBP: 0.274, SLG: 0.297									3	2	0	1	1	0	0							
Bob Schroder, L (1,6) OBP: 0.273, SLG: 0.273									3	0	0	0	0	0	2							
Tito Fuentes, S (1,4) OBP: 0.281, SLG: 0.336									3	0	0	0	0	1	2							
Juan Marichal, R (1,1) OBP: 0.271, SLG: 0.314									4	0	2	2	0	1	0							
<b>Inning Stats</b>	R: 0 E: 0 K: 0 S: 3	H: 0 LOB: 0 BB: 0 P: 3	R: 1 E: 0 K: 1 S: 7	H: 1 LOB: 1 BB: 0 P: 7	R: 2 E: 0 K: 1 S: 6	H: 1 LOB: 0 BB: 0 P: 7	R: 0 E: 0 K: 0 S: 3	H: 0 LOB: 0 BB: 0 P: 3	R: 0 E: 0 K: 1 S: 5	H: 0 LOB: 0 BB: 0 P: 5	R: 0 E: 0 K: 1 S: 4	H: 0 LOB: 0 BB: 0 P: 5	R: 2 E: 1 K: 1 S: 7	H: 2 LOB: 2 BB: 2 P: 16	R: 3 E: 2 K: 1 S: 8	H: 2 LOB: 1 BB: 1 P: 12	R: 0 E: 0 K: 1 S: 5	H: 0 LOB: 1 BB: 1 P: 9	1B: 3 2B: 0 3B: 1 HR: 2	SF: 0 SAC: 1 DP: 2 HBP: 3	WP: 1 PB: 0 CS: 0	PA: 41
<b>PITCHER</b>	IP WLS BF H R ER SO BB IBB HBP BLK WP HR S P ERA WHIP																					
Jim Bunning, R (1,1) ERA: 2.57	6.2 L 28 4 5 5 4 2 0 0 3 0 0 2 31 42 6.75 0.900																					
Darold Knowles, L (7,1) ERA: 2.53	1.1 9 2 3 0 2 0 1 0 0 0 0 0 12 16 0.00 1.500																					
Ray Culp, R (9,1) ERA: 5.58	1.0 4 0 0 0 1 1 0 0 0 1 0 0 5 9 0.00 1.000																					

Batter	1	2	3	4	5	6	7	8	9	AB	R	H	RBI	BB	SO	LOB	BOTTOM					
Tony Taylor, R (1,4) OBP: 0.310, SLG: 0.370										4	0	0	0	0	1	2	San Francisco Giants @ Philadelphia Phillies Connie Mack Stadium, Philadelphia, PA Fri Jul 15 1966, 7:05 PM EDT Att: 29,966 - Unknown					
Johnny Callison, L (1,9) OBP: 0.336, SLG: 0.426									4	1	1	0	0	0	0							
Dick Allen, R (1,5) OBP: 0.392, SLG: 0.676									4	0	0	0	0	2	1							
Bill White, L (1,3) OBP: 0.361, SLG: 0.486									3	0	2	1	1	1	0							
Tony Gonzalez, L (1,7) OBP: 0.323, SLG: 0.386									4	0	0	0	0	1	3							
Clay Dainoff, L (1,2) OBP: 0.401, SLG: 0.397									4	0	0	0	0	1	2							
Cookie Rojas, R (1,8) OBP: 0.306, SLG: 0.340									3	0	0	0	0	1	1							
Dick Groat, R (1,6) OBP: 0.280, SLG: 0.317									3	0	1	0	0	1	0							
Jim Bunning, R (1,1) OBP: 0.190, SLG: 0.161									2	0	1	0	0	1	0							
Darold Knowles, L (7,1) OBP: 0.214, SLG: 0.214									0	0	0	0	0	0	0							
Doug Clemens, L (6,PH) OBP: 0.366, SLG: 0.313									1	0	0	0	0	1	0							
Ray Culp, R (9,1)									0	0	0	0	0	0	0							
<b>Inning Stats</b>	R: 0 E: 0 K: 1 S: 5	H: 0 LOB: 0 BB: 0 P: 5	R: 0 E: 0 K: 0 S: 4	H: 1 LOB: 1 BB: 0 P: 4	R: 0 E: 0 K: 2 S: 7	H: 0 LOB: 0 BB: 0 P: 7	R: 0 E: 1 K: 2 S: 7	H: 0 LOB: 1 BB: 1 P: 11	R: 0 E: 0 K: 2 S: 9	H: 2 LOB: 2 BB: 0 P: 9	R: 0 E: 0 K: 1 S: 5	H: 0 LOB: 0 BB: 0 P: 5	R: 0 E: 0 K: 0 S: 3	H: 0 LOB: 0 BB: 0 P: 3	R: 0 E: 0 K: 1 S: 5	H: 0 LOB: 0 BB: 0 P: 5	R: 1 E: 0 K: 1 S: 7	H: 2 LOB: 1 BB: 0 P: 7	1B: 4 2B: 1 3B: 0 HR: 0	SF: 0 SAC: 0 DP: 0 HBP: 0	WP: 1 PB: 0 CS: 0	PA: 33
<b>PITCHER</b>	IP WLS BF H R ER SO BB IBB HBP BLK WP HR S P ERA WHIP																					
Juan Marichal, R (1,1) ERA: 1.99	9.0 W 33 5 1 1 10 1 0 0 0 1 0 0 52 56 1.00 0.667																					







Batter	1	2	3	4	5	6	7	8	9	AB	R	H	RBI	BB	SO	LOB	TOP					
<b>Bob Schroder, L</b> OBP: 0.300, SLG: 0.300 (1, 6)										5	0	3	1	0	0	1	<b>San Francisco Giants @ Pittsburgh Pirates</b> Forbes Field, Pittsburgh, PA Sun Jul 17 1966, 3:33 AM EDT Unknown					
<b>Jim Davenport, R</b> OBP: 0.313, SLG: 0.411 (1, 5)										5	2	2	0	0	0	4						
<b>Willie Mays, R</b> OBP: 0.347, SLG: 0.551 (1, 8)										5	0	2	1	0	0	3						
<b>Willie McCovey, L</b> OBP: 0.377, SLG: 0.552 (1, 3)										4	1	1	2	0	1	2						
<b>Jim Ray Hart, R</b> OBP: 0.361, SLG: 0.525 (1, 7)										3	0	1	0	1	1	1						
<b>Tom Haller, L</b> OBP: 0.317, SLG: 0.497 (1, 2)										4	0	0	0	0	1	2						
<b>Jesus Alou, R</b> OBP: 0.259, SLG: 0.286 (1, 9)										4	1	1	0	0	1	1						
<b>Tito Fuentes, S</b> OBP: 0.277, SLG: 0.328 (7, PH)										1	0	0	0	1	0	1						
<b>Bob Burda, L</b> (7, PH)										1	0	0	0	0	1	0						
<b>Hal Lanier, R</b> OBP: 0.236, SLG: 0.268 (9, PH)										1	0	1	0	0	0	0						
<b>Don Landrum, L</b> OBP: 0.267, SLG: 0.263 (9, PH)										1	0	1	0	0	0	0						
<b>Ron Herbel, R</b> OBP: 0.265, SLG: 0.333 (5, 1)										2	0	0	0	0	1	1						
<b>Bill Henry, L</b> OBP: 0.240, SLG: 0.100 (7, PH)										0	0	0	0	0	0	0						
<b>Lindy McDaniel, R</b> OBP: 0.240, SLG: 0.100 (7, PH)										0	0	0	0	0	0	0						
<b>Len Gabrielson, R</b> OBP: 0.222, SLG: 0.125 (7, 1)										1	0	1	0	0	0	0						
<b>Joe Gibbon, R</b> OBP: 0.222, SLG: 0.125 (8, 1)										0	0	0	0	0	0	0						
<b>Ray Sadecki, L</b> OBP: 0.207, SLG: 0.344 (9, PH)										1	0	0	0	0	0	2						
<b>Inning Stats</b>	R: 1 E: 0 K: 2 S: 9	H: 2 LOB: 1 BB: 0 P: 9	R: 0 E: 0 K: 0 S: 3	H: 0 LOB: 1 BB: 1 P: 7	R: 0 E: 0 K: 0 S: 4	H: 1 LOB: 1 BB: 0 P: 4	R: 0 E: 0 K: 0 S: 3	H: 0 LOB: 1 BB: 1 P: 7	R: 0 E: 0 K: 1 S: 5	H: 1 LOB: 0 BB: 0 P: 5	R: 0 E: 0 K: 0 S: 4	H: 1 LOB: 1 BB: 0 P: 4	R: 0 E: 0 K: 2 S: 8	H: 1 LOB: 0 BB: 0 P: 8	R: 2 E: 0 K: 1 S: 7	H: 3 LOB: 0 BB: 0 P: 7	R: 1 E: 0 K: 0 S: 6	H: 3 LOB: 2 BB: 0 P: 6	1B: 10 2B: 0 3B: 1 HR: 1	SF: 0 SAC: 0 DP: 1 HBP: 0	WP: 0 PB: 0 SB: 0 CS: 0	PA: 39
<b>PITCHER</b>	IP	WLS	BF	H	R	ER	SO	BB	IBB	HBP	BLK	WP	HR	S	P	ERA	WHIP					
<b>Steve Blass, R</b> ERA: 3.52 (1, 1)	7.1	W	30	8	2	2	5	2	0	0	0	0	0	38	46	2.46	1.364					
<b>Roy Face, R</b> ERA: 2.39 (8, 1)	1.0		7	4	2	2	1	0	0	0	0	0	1	9	9	18.00	4.000					
<b>Pete Mikkelsen, R</b> ERA: 3.65 (9, 1)	0.2	S	2	0	0	0	0	0	0	0	0	0	0	2	2	0.00	0.000					

AB	37
R	4
H	12
RBI	4
BB	2
SO	6
LOB	18



Batter	1	2	3	4	5	6	7	8	9	AB	R	H	RBI	BB	SO	LOB	BOTTOM				
<b>Matty Alou, L</b> OBP: 0.363, SLG: 0.439 (1, 8)										5	1	3	1	0	0	1	<b>San Francisco Giants @ Pittsburgh Pirates</b> Forbes Field, Pittsburgh, PA Sun Jul 17 1966, 3:33 AM EDT Unknown				
<b>Gene Alley, R</b> OBP: 0.311, SLG: 0.398 (1, 6)										4	0	1	0	0	0	3					
<b>Roberto Clemente, R</b> OBP: 0.370, SLG: 0.537 (1, 9)										4	1	1	0	1	0	3					
<b>Willie Stargell, L</b> OBP: 0.410, SLG: 0.635 (1, 7)										2	0	1	1	0	1	1					
<b>Manny Mota, R</b> OBP: 0.397, SLG: 0.521 (6, PH)										1	0	0	1	0	0	0					
<b>Jose Pagan, R</b> OBP: 0.297, SLG: 0.423 (1, 5)										3	1	1	1	0	0	3					
<b>Donn Clendenen, R</b> OBP: 0.352, SLG: 0.507 (1, 3)										3	2	2	1	1	1	0					
<b>Jim Pagliaroni, R</b> OBP: 0.344, SLG: 0.393 (1, 2)										4	1	1	1	0	1	3					
<b>Bill Mazerowski, R</b> OBP: 0.311, SLG: 0.391 (1, 4)										4	0	2	1	0	0	0					
<b>Steve Blass, R</b> OBP: 0.200, SLG: 0.222 (1, 1)										3	1	1	0	0	0	1					
<b>Roy Face, R</b> (8, 1)										1	0	0	0	0	1	2					
<b>Pete Mikkelsen, R</b> OBP: 0.273, SLG: 0.200 (9, 1)										0	0	0	0	0	0	0					
<b>Inning Stats</b>	R: 2 E: 0 K: 0 S: 6	H: 3 LOB: 2 BB: 1 P: 10	R: 0 E: 0 K: 0 S: 3	H: 0 LOB: 0 BB: 0 P: 3	R: 0 E: 0 K: 1 S: 6	H: 1 LOB: 1 BB: 0 P: 6	R: 0 E: 0 K: 1 S: 5	H: 0 LOB: 0 BB: 0 P: 5	R: 1 E: 0 K: 1 S: 7	H: 2 LOB: 1 BB: 0 P: 7	R: 0 E: 0 K: 0 S: 3	H: 0 LOB: 0 BB: 0 P: 3	R: 3 E: 0 K: 1 S: 10	H: 5 LOB: 2 BB: 0 P: 10	1B: 11 2B: 1 3B: 1 HR: 0	SF: 2 SAC: 1 DP: 0 HBP: 0	WP: 1 PB: 0 SB: 0 CS: 0	PA: 39			
<b>PITCHER</b>	IP	WLS	BF	H	R	ER	SO	BB	IBB	HBP	BLK	WP	HR	S	P	ERA	WHIP				
<b>Ron Herbel, R</b> ERA: 3.9 (1, 1)	4.1	L	21	6	3	3	2	1	0	0	0	0	0	1	1	0.00	0.000				
<b>Bill Henry, L</b> ERA: 1.13 (5, 1)	0.1		1	0	0	0	0	0	0	0	0	0	0	1	1	0.00	0.000				
<b>Lindy McDaniel, R</b> ERA: 3.26 (5, 1)	1.1		6	2	1	1	1	0	0	0	0	0	0	8	8	6.75	1.500				
<b>Joe Gibbon, L</b> ERA: 3.56 (7, 1)	1.1		9	5	3	3	1	0	0	0	0	1	0	11	11	20.25	3.750				
<b>Ray Sadecki, L</b> ERA: 4.5 (8, 1)	0.2		2	0	0	0	0	0	0	0	0	0	0	2	2	0.00	0.000				

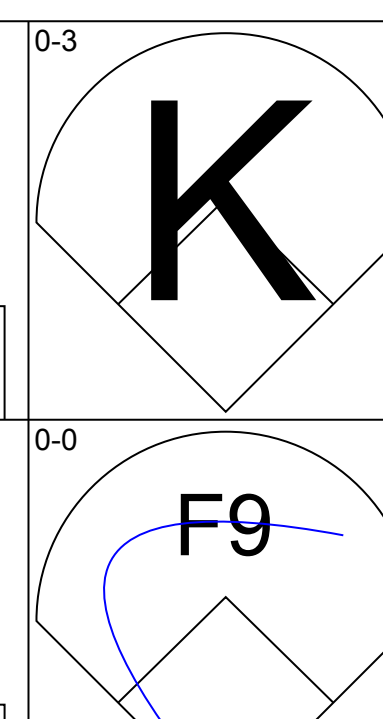
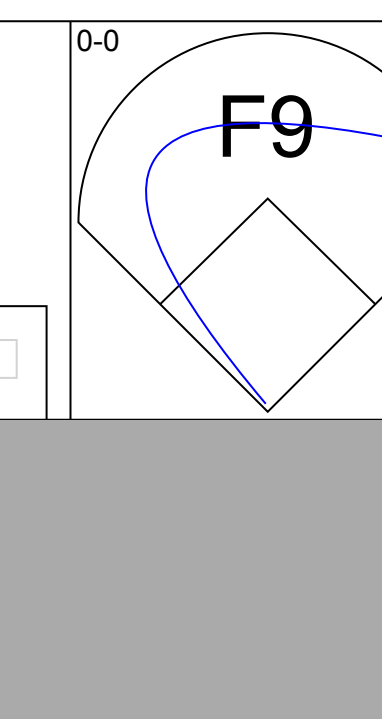
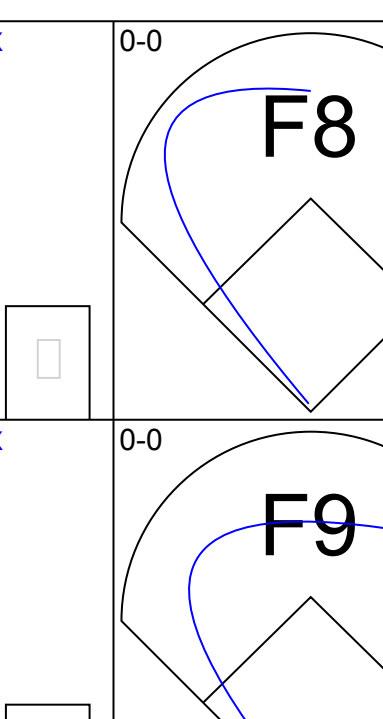
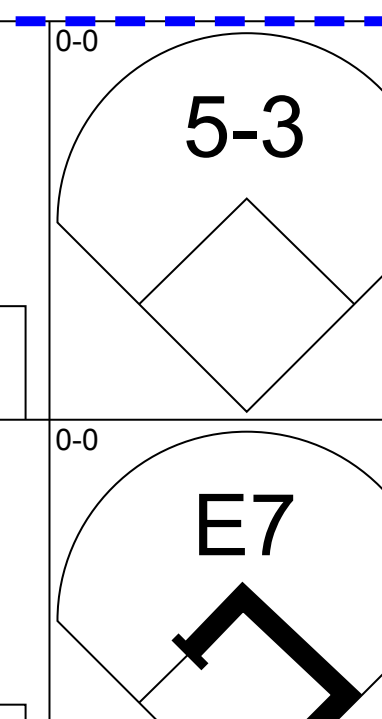
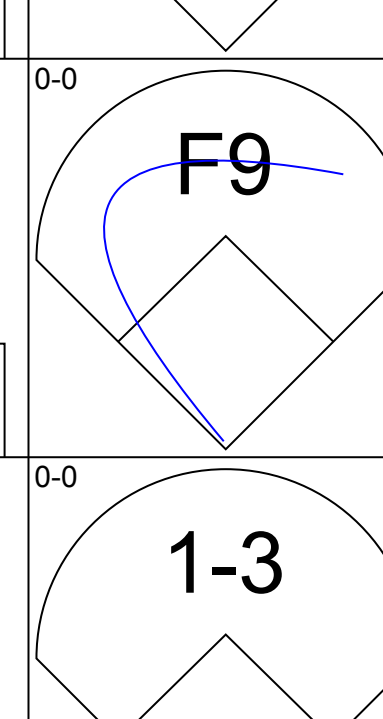
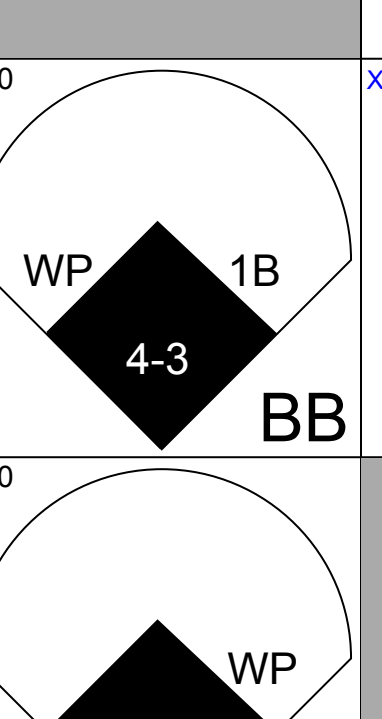
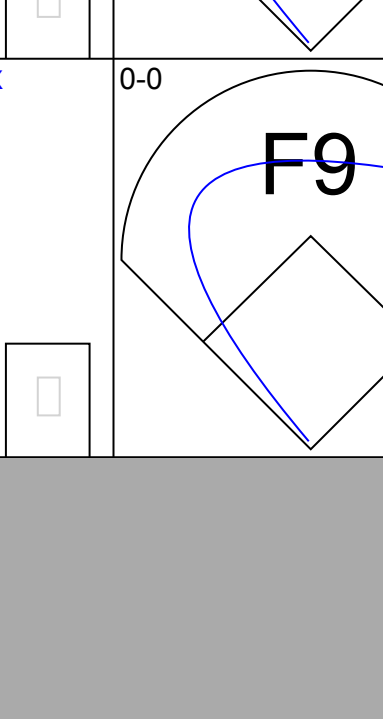
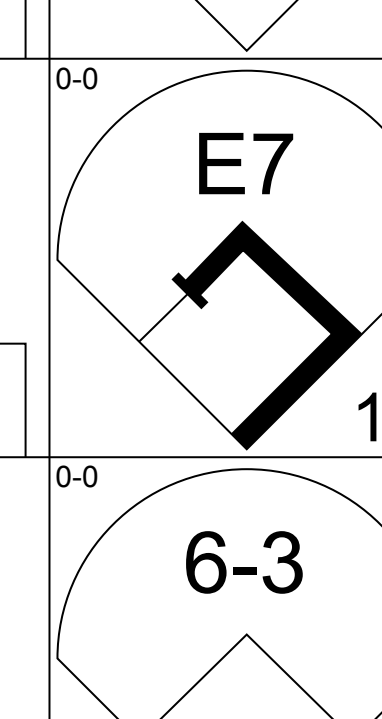
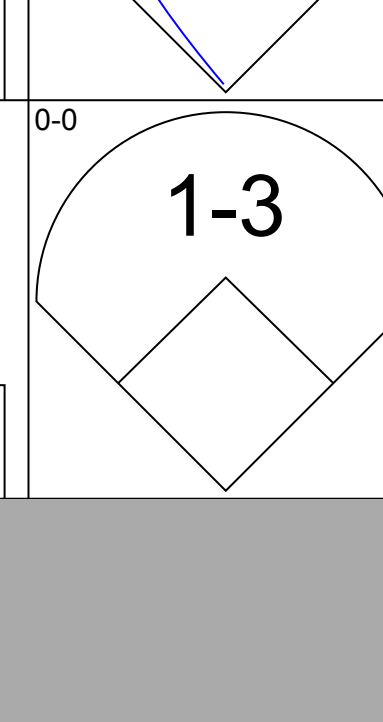
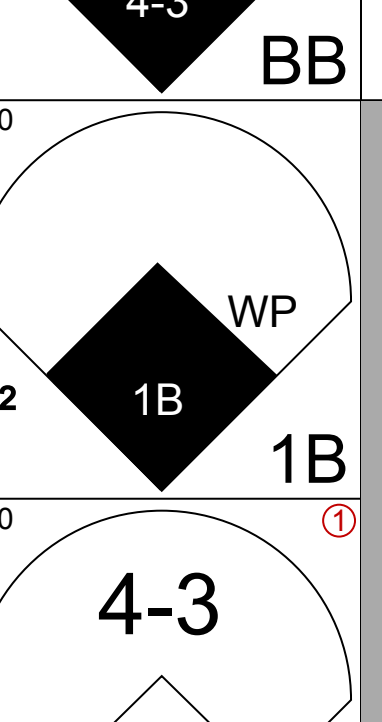
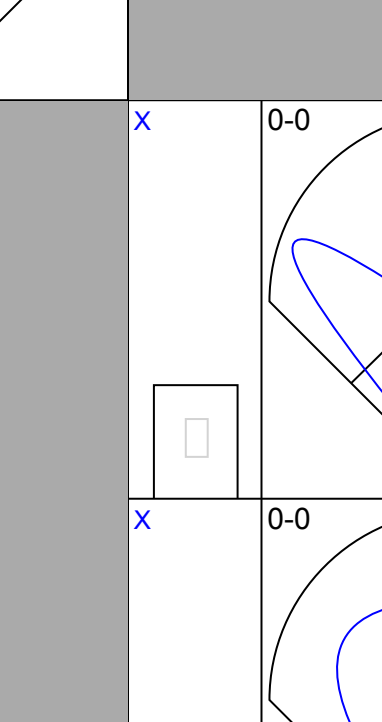
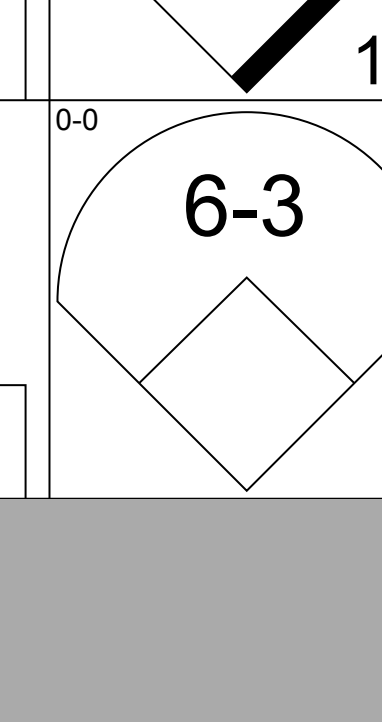
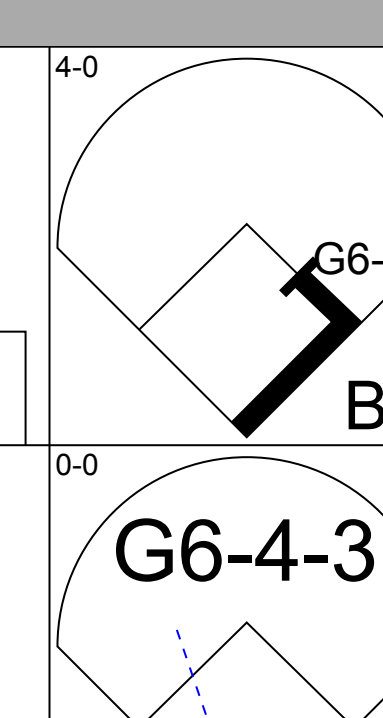
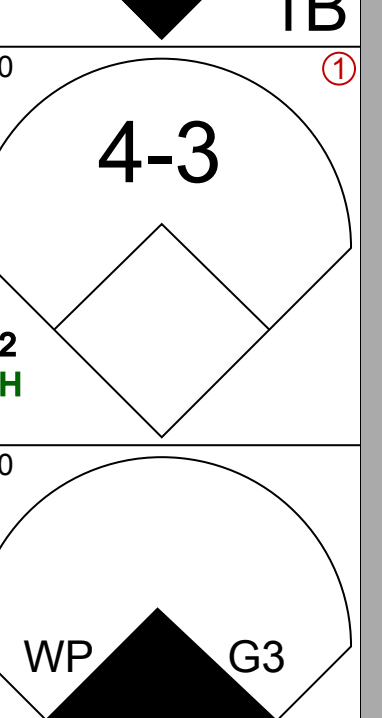
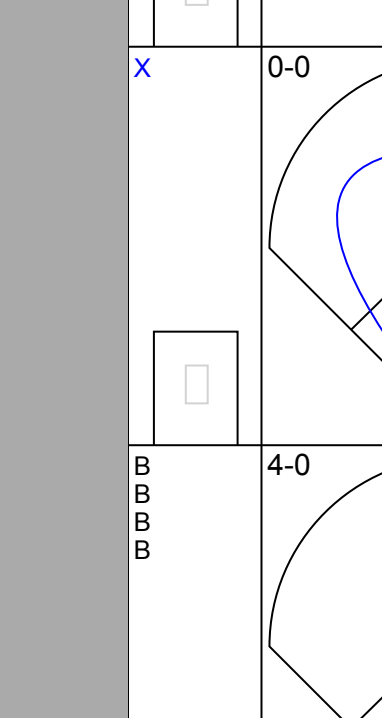
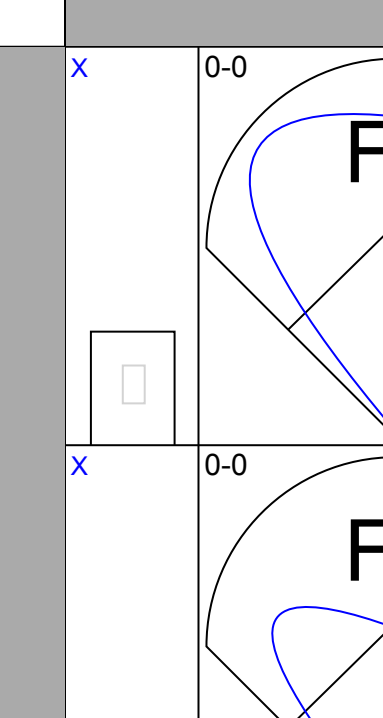

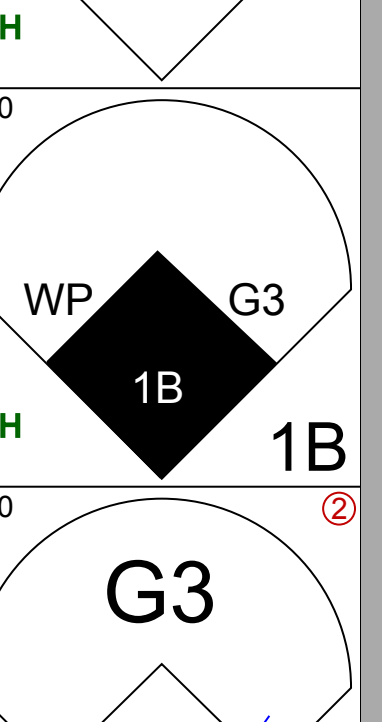
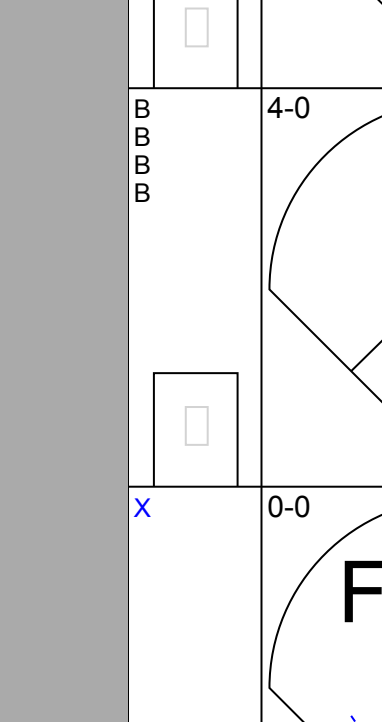


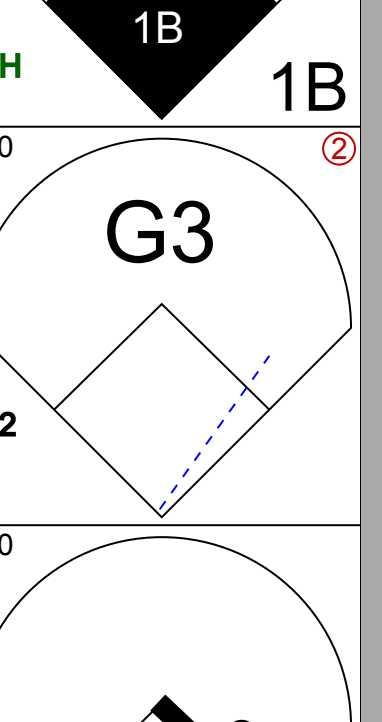
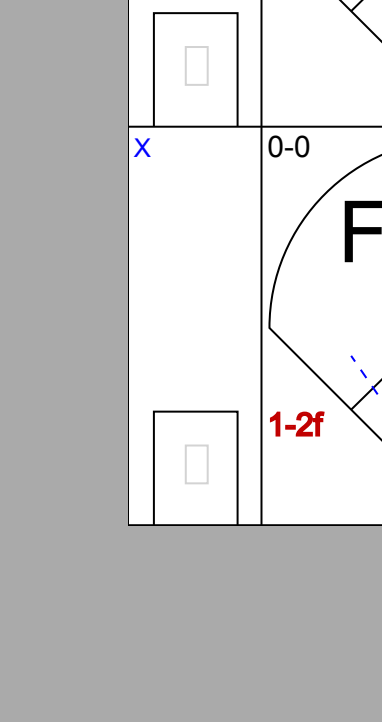

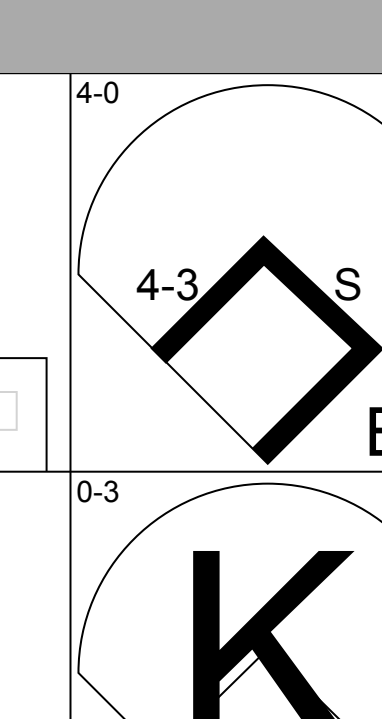
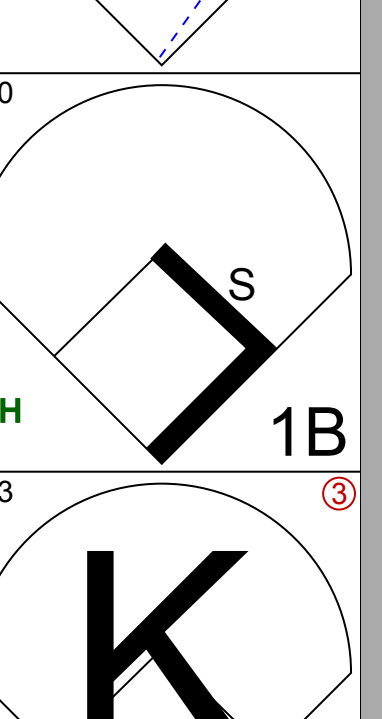

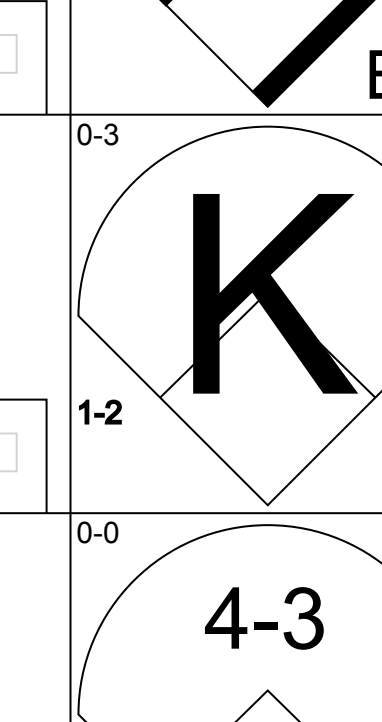
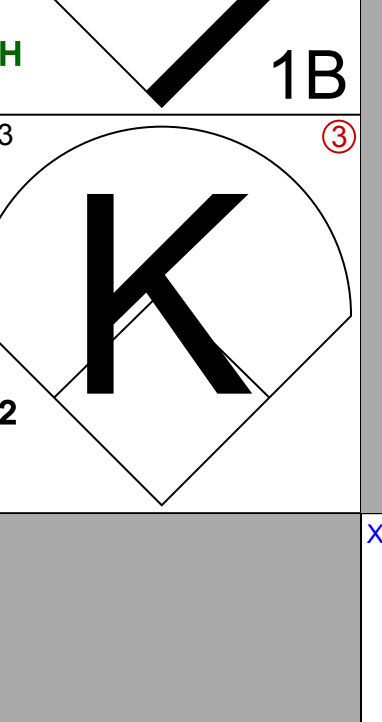


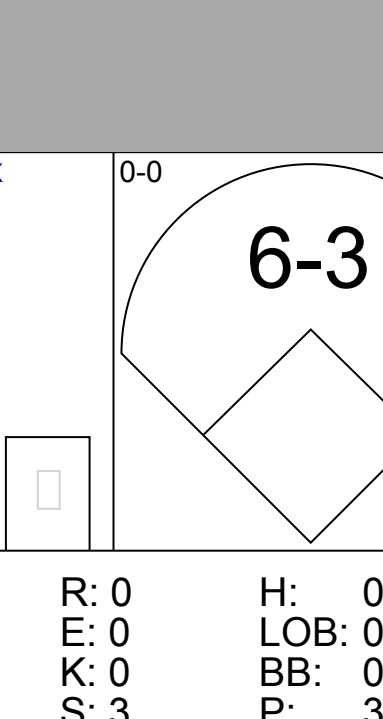
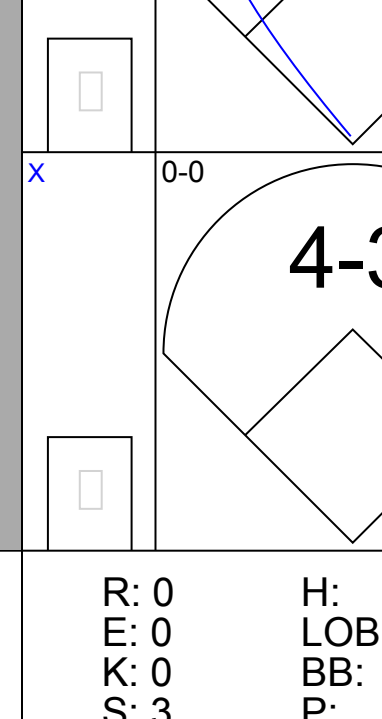




Batter	1	2	3	4	5	6	7	8	9	AB	R	H	RBI	BB	SO	LOB	TOP			
Bob Schroder, L (1, 6) OBP: 0.333, SLG: 0.333	3-1		FC6-4			G6-4-3 1B		1B		4	0	2	0	0	0	1	<b>San Francisco Giants @ Pittsburgh Pirates</b> Forbes Field, Pittsburgh, PA Sun Jul 17 1966, 3:38 AM EDT Att: 35,184 - Unknown <a href="http://livebaseballscorecards.com">livebaseballscorecards.com</a>			
Tom Haller, L (1, 2) OBP: 0.313, SLG: 0.490	F7		F8			F9		L3		4	0	0	0	0	0	4				
Willie Mays, R (1, 8) OBP: 0.346, SLG: 0.548	F6			F8		G6-4-3 1-2		1B		4	0	1	0	0	0	1				
Willie McCovey, L (1, 3) OBP: 0.379, SLG: 0.554		1B 2B		6-3		G4-6-3 BB		F5		3	1	1	0	1	0	1				
Jim Ray Hart, R (1, 5) OBP: 0.363, SLG: 0.525		G4-6-3 2H 1B		4-3		F8		G4-6-3 1-2 1B		4	0	2	1	0	0	1				
Jesus Alou, R (1, 9) OBP: 0.254, SLG: 0.280		G4-6-3 1-2			5-3		G4-6-3 1-2	G4-6-3 1-2		4	0	0	0	0	0	4				
Len Gabrielson, L (1, 7) OBP: 0.279, SLG: 0.302		K				FC5-4 1B		1-3		3	0	1	0	0	1	0				
Hal Lanier, R (1, 4) OBP: 0.234, SLG: 0.266			P4			FC5-4 1-2		F6		2	0	0	0	0	0	1				
Don Landrum, L (8, PH) OBP: 0.294, SLG: 0.260					FC5-4 1-2					1	0	0	0	0	0	0				
Tito Fuentes, S (8, 4) OBP: 0.277, SLG: 0.328					FC5-4 1-2					0	0	0	0	0	0	0				
Bob Priddy, R (1, 1) OBP: 0.333, SLG: 0.250						FC5-4 1-2				2	0	1	0	0	0	1				
Lindy McDaniel, R (5, 1) OBP: 0.100, SLG: 0.100										0	0	0	0	0	0	0				
Bob Burda, L (8, PH) OBP: 0.250, SLG: 0.250										1	0	1	0	0	0	0				
Ron Herbel, R (8, 1) OBP: 0.065, SLG: 0.033								1B		0	0	0	0	0	0	0				
<b>Inning Stats</b>	R: 0 E: 0 K: 0 S: 3	H: 0 LOB: 0 BB: 0 P: 3	R: 1 E: 0 K: 1 S: 6	H: 2 LOB: 0 BB: 0 P: 6	R: 0 E: 0 K: 0 S: 4	H: 1 LOB: 1 BB: 0 P: 4	R: 0 E: 0 K: 0 S: 3	H: 0 LOB: 0 BB: 0 P: 3	R: 0 E: 0 K: 0 S: 4	H: 1 LOB: 0 BB: 0 P: 4	R: 0 E: 0 K: 0 S: 2	H: 0 LOB: 0 BB: 1 P: 6	R: 0 E: 0 K: 0 S: 5	H: 2 LOB: 2 BB: 0 P: 5	R: 0 E: 0 K: 0 S: 4	H: 2 LOB: 1 BB: 0 P: 4	1B: 8 2B: 1 3B: 0 HR: 0	SF: 0 SAC: 0 DP: 4 HBP: 0	WP: 0 PB: 0 SB: 0 CS: 0	PA: 33
<b>PITCHER</b> Tommie Sisk, R (1, 1) ERA: 4.2	IP: 9.0 WLS: W BF: 33	H: 9 R: 1 ER: 1 SO: 1	BB: 1 IBB: 0 HBP: 0 BLK: 0	WP: 0 HR: 0 S: 34 P: 38	ERA: 1.00 WHIP: 1.111															

Batter	1	2	3	4	5	6	7	8	9	AB	R	H	RBI	BB	SO	LOB	BOTTOM			
Matty Alou, L (1, 8) OBP: 0.365, SLG: 0.438	5-3		CS 1B		2B 1-2 BB		F4			3	0	1	0	1	0	0	<b>San Francisco Giants @ Pittsburgh Pirates</b> Forbes Field, Pittsburgh, PA Sun Jul 17 1966, 3:38 AM EDT Att: 35,184 - Unknown <a href="http://livebaseballscorecards.com">livebaseballscorecards.com</a>			
Gene Alley, R (1, 6) OBP: 0.312, SLG: 0.399	6-3		CS		1-3 2H 2B		4-3			2	1	1	0	0	0	0				
Gene Michael, S (5, 6) OBP: 0.500, SLG: 1.000				3B						2	0	1	1	0	0	0				
Roberto Clemente, R (1, 9) OBP: 0.371, SLG: 0.541	L4			1B		5-3 1H 3B		K		3	2	1	1	1	1	2				
Willie Stargell, L (1, 7) OBP: 0.405, SLG: 0.626		K		4-3		3-1		F7		4	0	0	0	0	1	2				
Jose Pagan, R (1, 5) OBP: 0.297, SLG: 0.429		F5		5-3		2B 3B		F3		4	1	1	1	0	0	1				
Donn Clendenen, R (1, 3) OBP: 0.357, SLG: 0.518				F8		2B BB		HR		3	2	2	2	1	0	0				
Bill Mazerowski, R (1, 4) OBP: 0.311, SLG: 0.392		1B				2B BB		HR		4	0	1	2	0	0	1				
Jesse Gonder, L (1, 2) OBP: 0.197, SLG: 0.359				F9		F8		F4		4	0	1	2	0	0	1				
Jesse Gonder, L (1, 2) OBP: 0.197, SLG: 0.359				F8		F2		FC6-5-3		3	0	0	0	0	0	1				
Tommie Sisk, R (1, 1) OBP: 0.250, SLG: 0.118				F7		BB 2B BB		K		2	1	0	0	1	1	0				
<b>Inning Stats</b>	R: 0 E: 0 K: 0 S: 3	H: 0 LOB: 0 BB: 0 P: 3	R: 0 E: 0 K: 1 S: 6	H: 1 LOB: 1 BB: 0 P: 6	R: 0 E: 0 K: 0 S: 3	H: 1 LOB: 0 BB: 0 P: 3	R: 2 E: 0 K: 0 S: 5	H: 2 LOB: 0 BB: 0 P: 5	R: 1 E: 0 K: 1 S: 6	H: 1 LOB: 2 BB: 2 P: 14	R: 2 E: 0 K: 0 S: 4	H: 2 LOB: 1 BB: 1 P: 8	R: 0 E: 0 K: 1 S: 5	H: 0 LOB: 0 BB: 0 P: 5	R: 2 E: 0 K: 0 S: 4	H: 1 LOB: 0 BB: 1 P: 8	1B: 3 2B: 3 3B: 2 HR: 1	SF: 0 SAC: 0 DP: 1 HBP: 0	WP: 0 PB: 0 SB: 0 CS: 1	PA: 35
<b>PITCHER</b> Bob Priddy, R (1, 1) ERA: 2.94	IP: 4.2 WLS: L BF: 20	H: 5 R: 3 ER: 3 SO: 1	BB: 2 IBB: 0 HBP: 0 BLK: 0	WP: 0 HR: 0 S: 20 P: 28	ERA: 5.79 WHIP: 1.500															
Lindy McDaniel, R (5, 1) ERA: 3.43	IP: 2.1 WLS: 9 BF: 2	H: 2 R: 2 ER: 2 SO: 2	BB: 1 IBB: 0 HBP: 0 BLK: 0	WP: 0 HR: 0 S: 12 P: 16	ERA: 7.71 WHIP: 1.286															
Ron Herbel, R (8, 1) ERA: 4.05	IP: 1.0 WLS: 5 BF: 1	H: 2 R: 2 ER: 2 SO: 0	BB: 1 IBB: 0 HBP: 0 BLK: 0	WP: 0 HR: 1 S: 4 P: 8	ERA: 18.00 WHIP: 2.000															

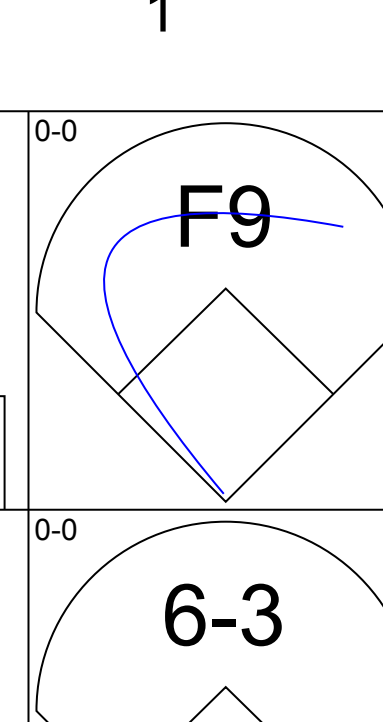
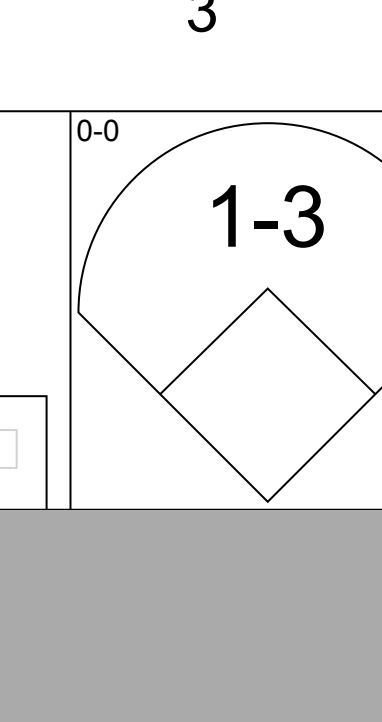
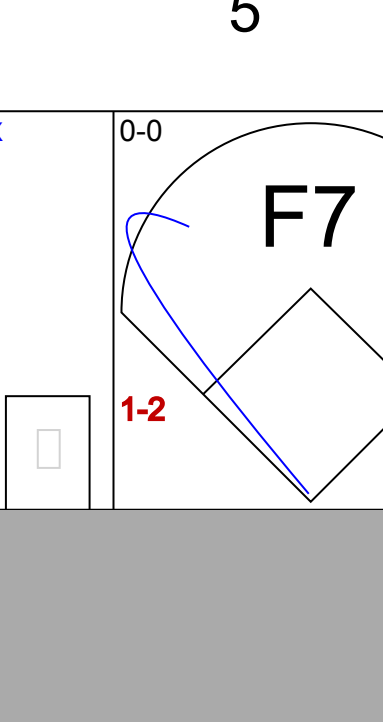
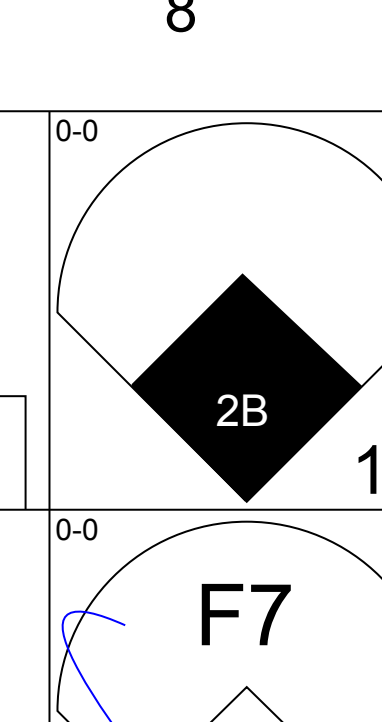
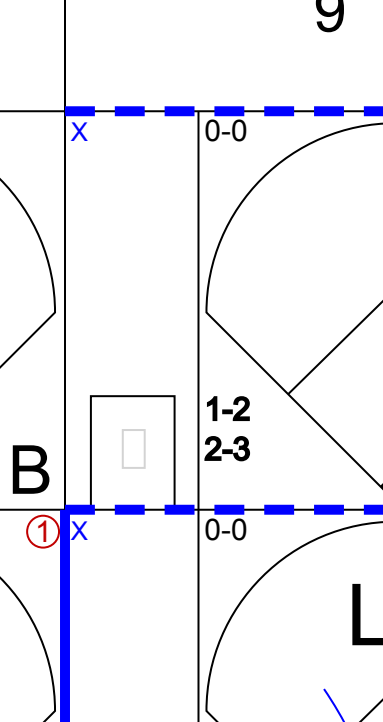
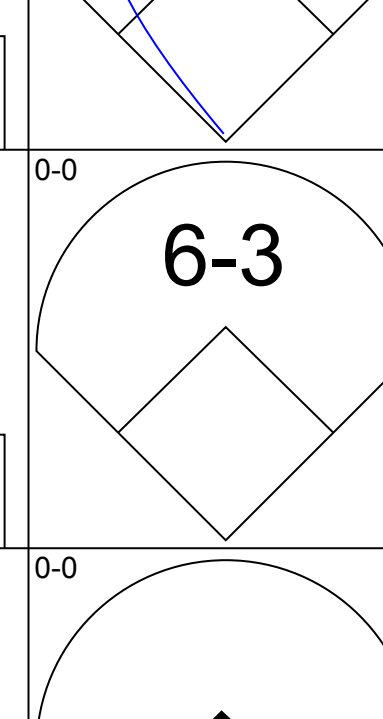
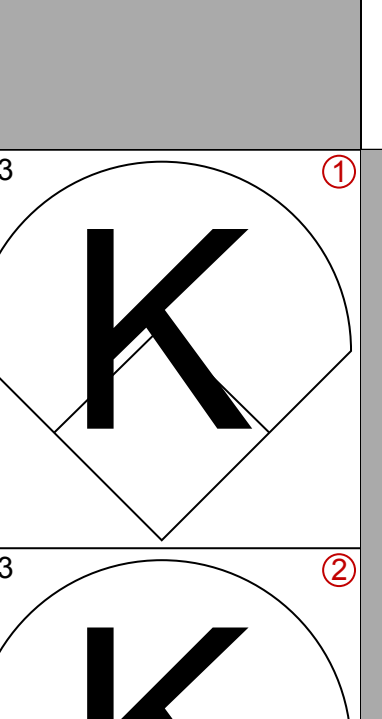
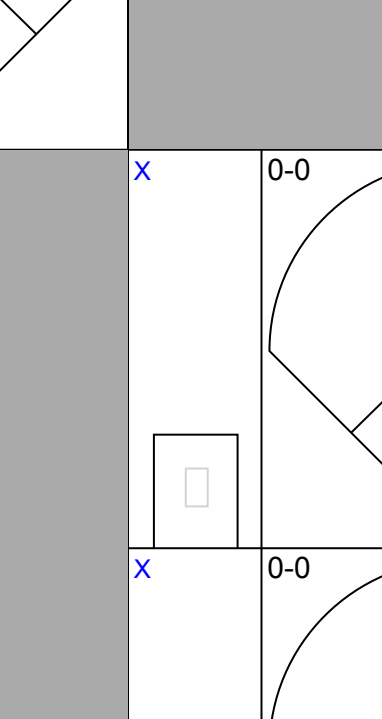
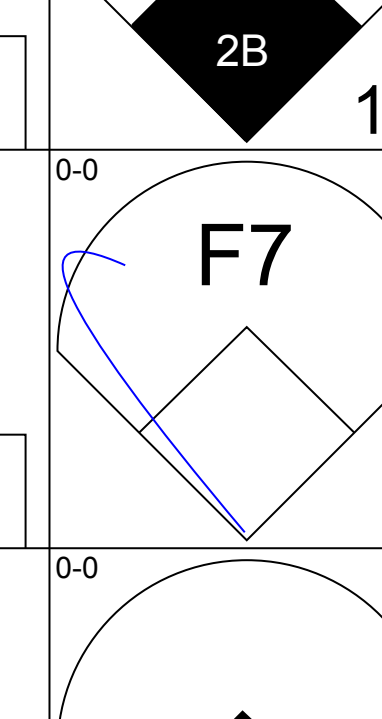
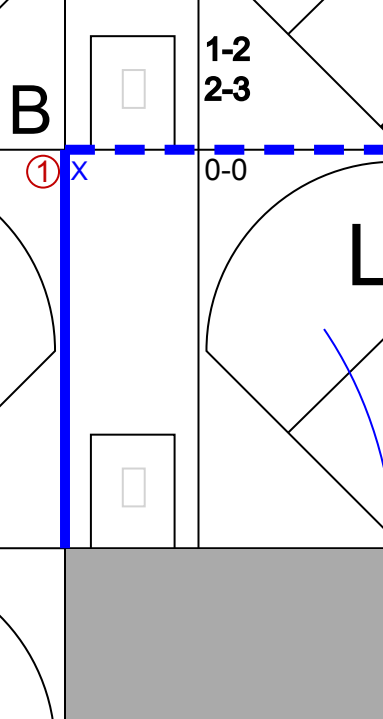
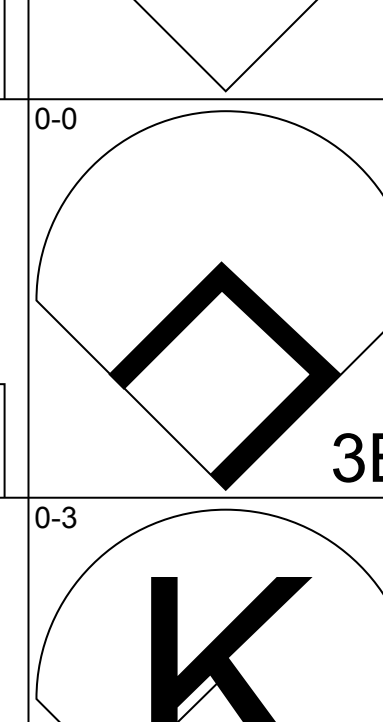
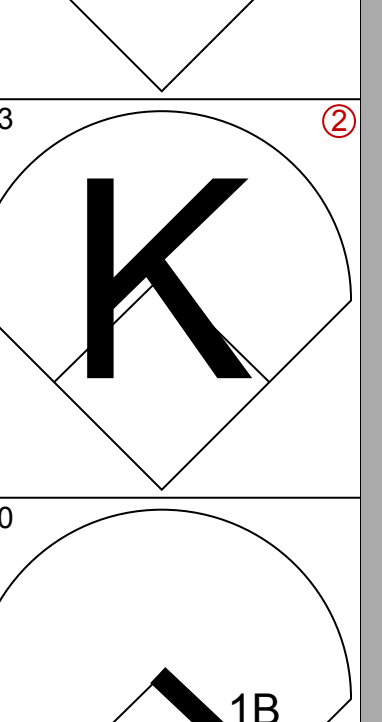
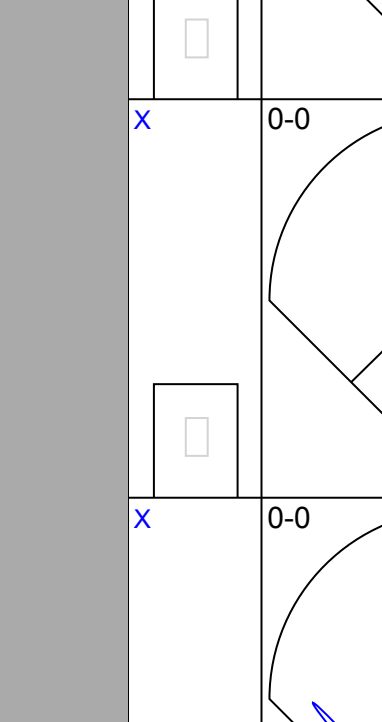
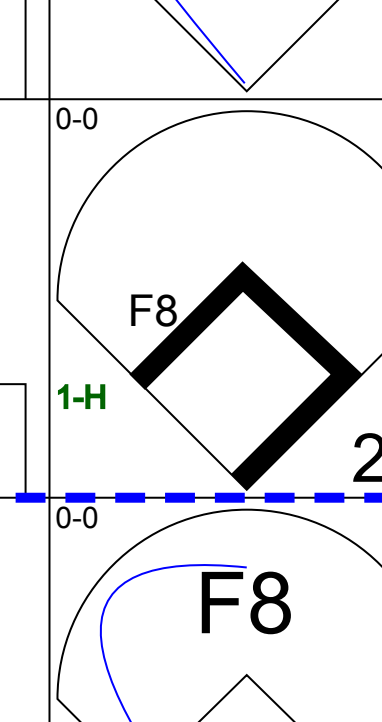
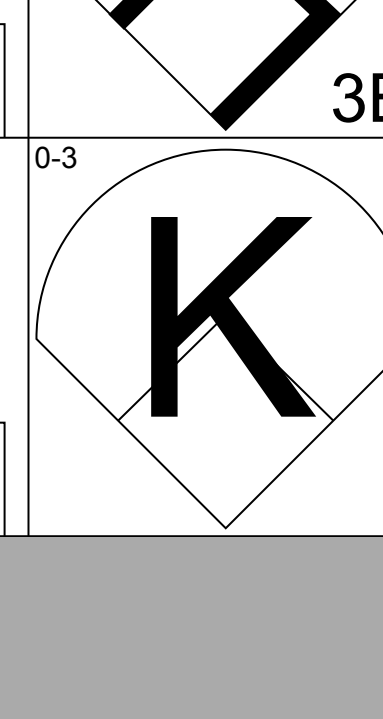
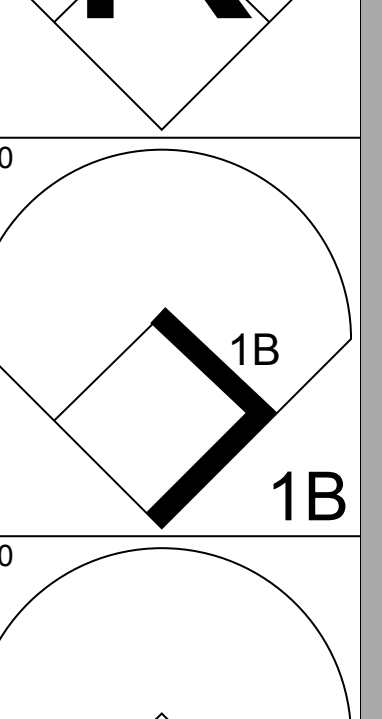
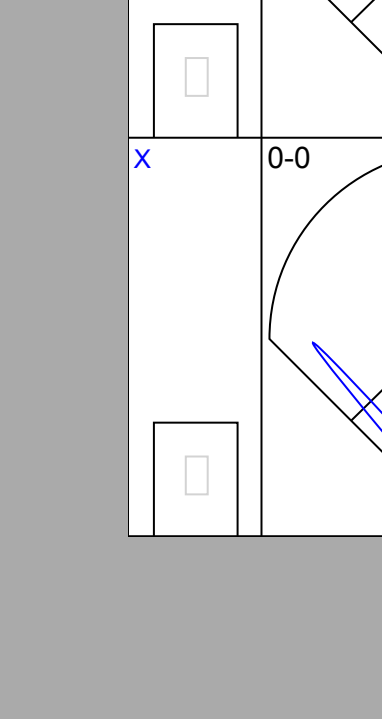
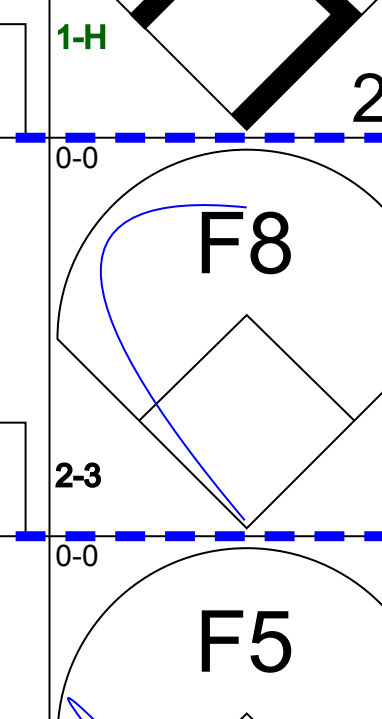
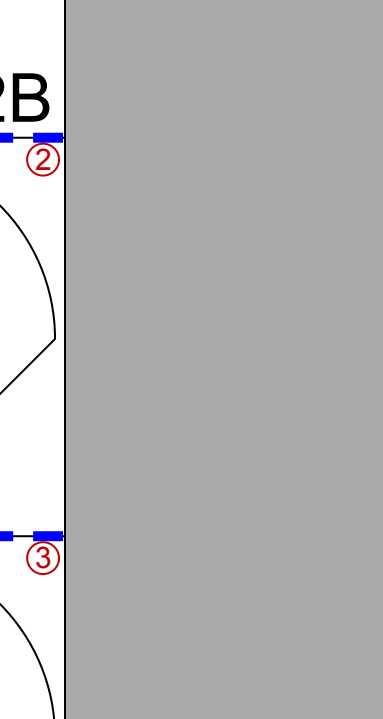

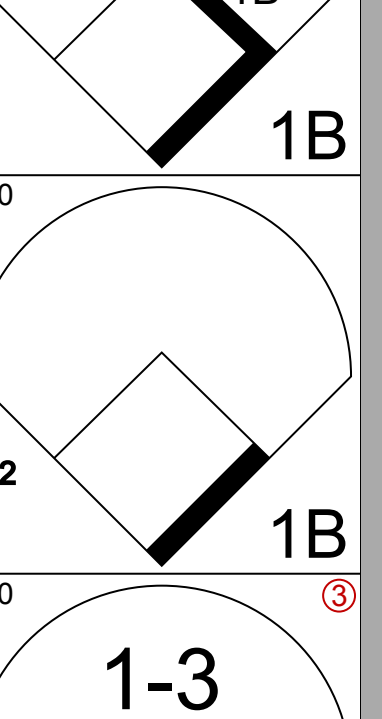

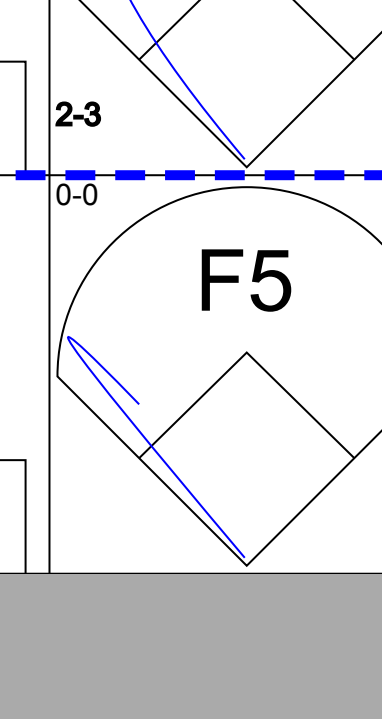

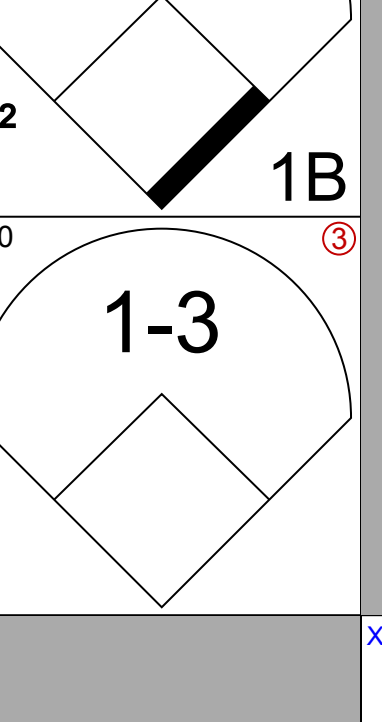

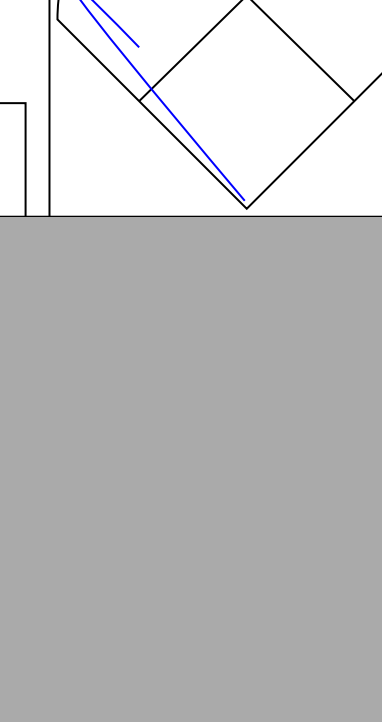

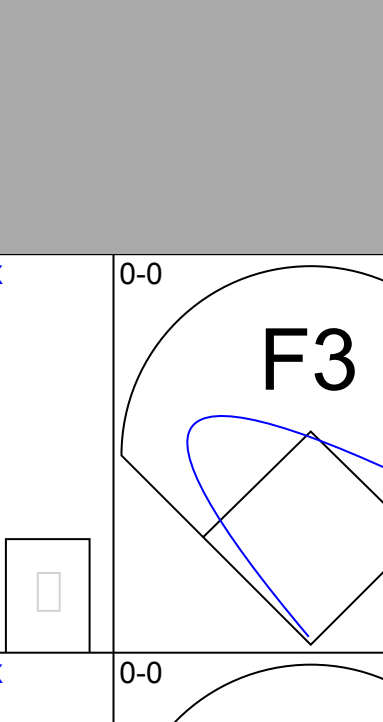
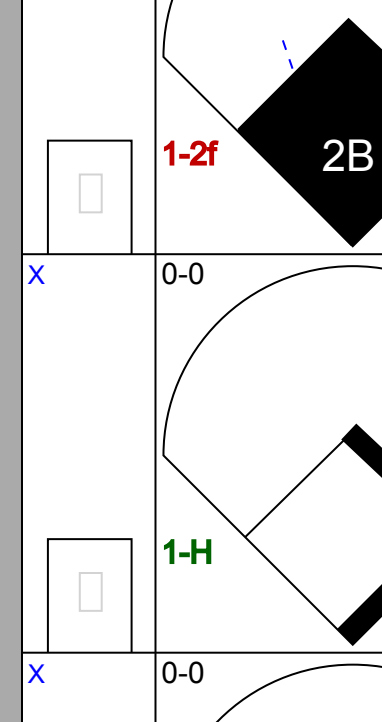
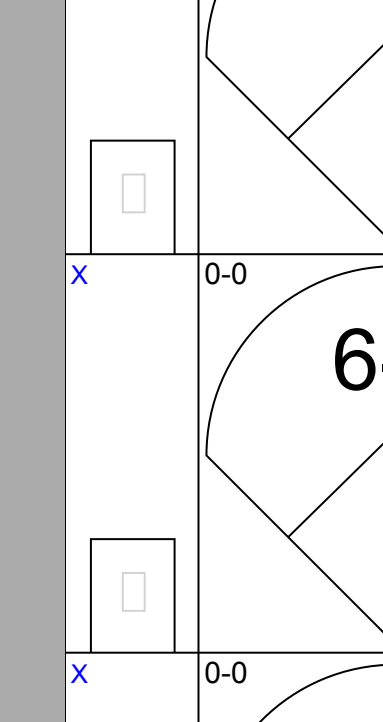
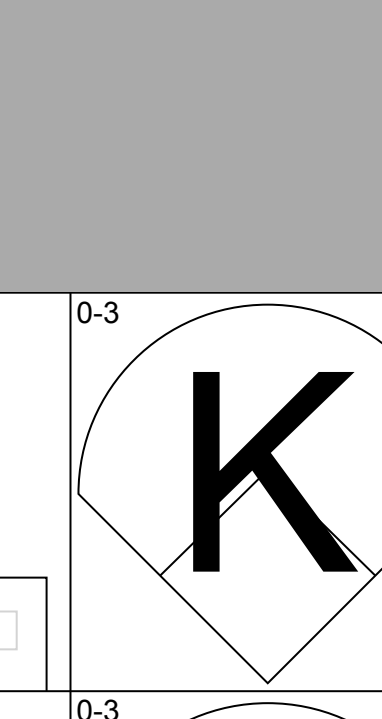
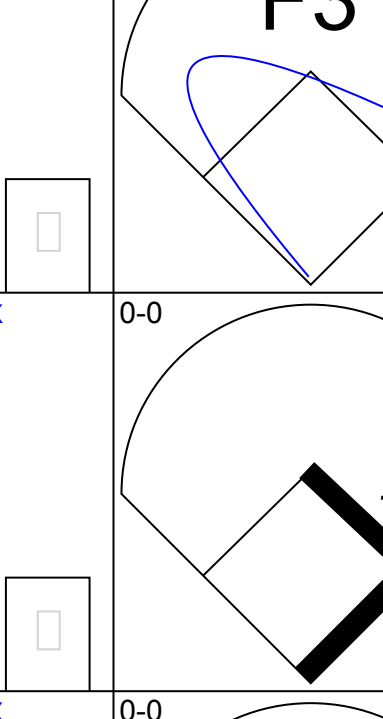
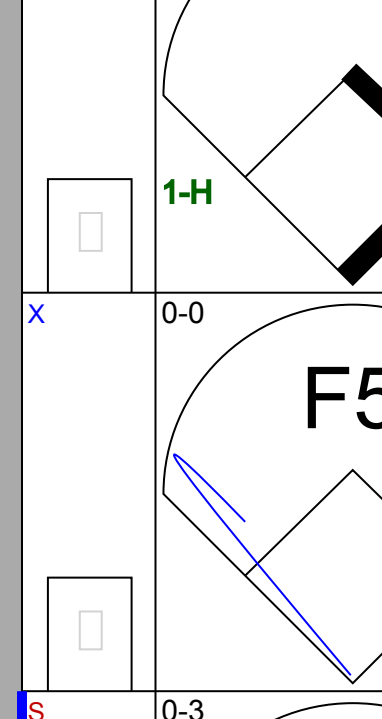
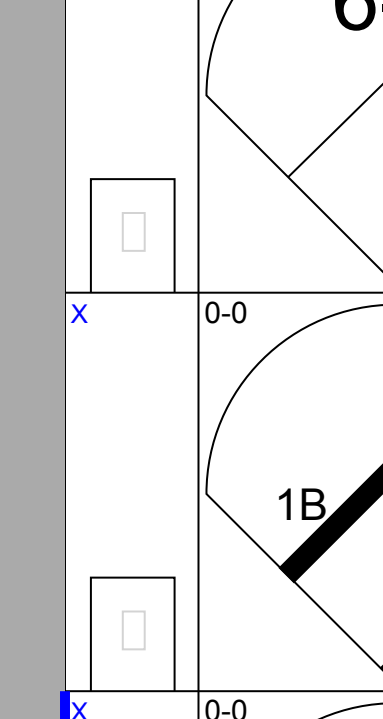

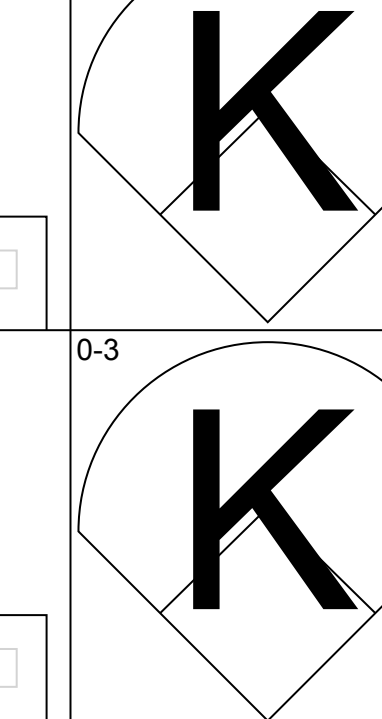
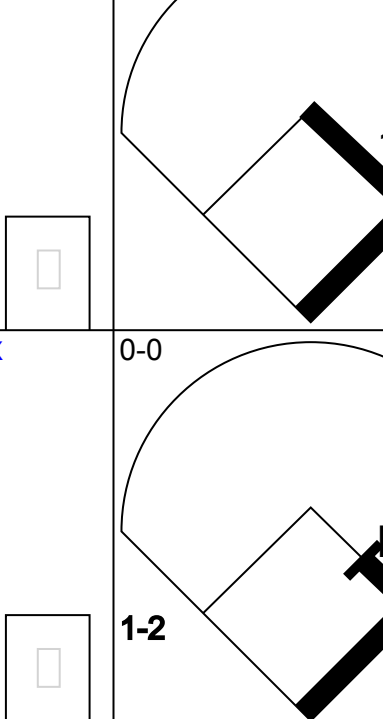
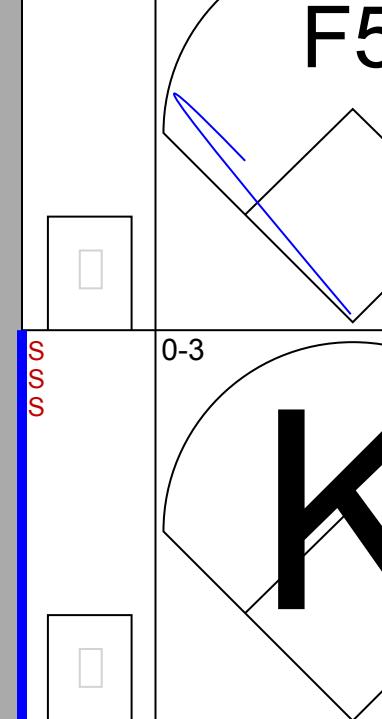
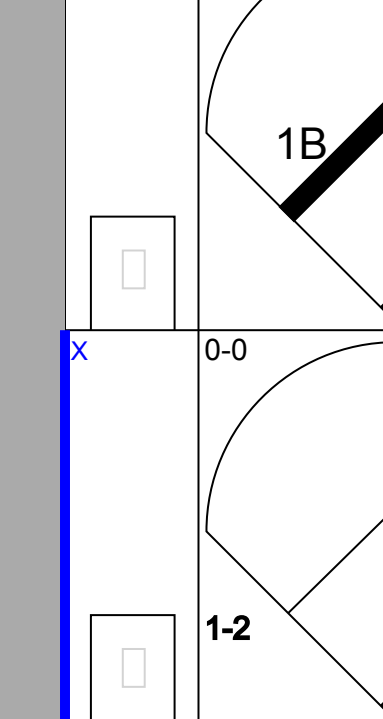


Batter	1	2	3	4	5	6	7	8	9	AB	R	H	RBI	BB	SO	LOB	TOP				
Hal Lanier, R OBP: 0.230, SLG: 0.262 (1, 4)										4	0	0	0	0	1	1					
Jim Davenport, R OBP: 0.317, SLG: 0.410 (1, 6)										3	1	1	0	1	0	0					
Willie Mays, R OBP: 0.345, SLG: 0.544 (1, 8)										4	1	1	0	0	0	1					
Jim Ray Hart, R OBP: 0.361, SLG: 0.520 (1, 5)										3	0	0	1	1	0	1					
Cap Peterson, R OBP: 0.315, SLG: 0.346 Don Landrum, L OBP: 0.262, SLG: 0.258 (1, 7) (6, 7)										2	1	1	1	1	0	1					
Ozzie Virgil, R OBP: 0.326, SLG: 0.488 (1, 3)										4	0	0	0	0	1	2					
Jesus Alou, R OBP: 0.260, SLG: 0.282 (1, 9)										2	0	1	1	1	0	0					
Tom Haller, L OBP: 0.310, SLG: 0.485 (1, 2)										3	0	0	0	0	2	2					
Gaylord Perry, R OBP: 0.256, SLG: 0.279 Bill Henry, L (8, 1) Frank Linzy, R OBP: 0.200, SLG: 0.333 Joe Gibbon, R OBP: 0.222, SLG: 0.125 Lindy McDaniel, R OBP: 0.100, SLG: 0.100 (1, 1) (8, 1) (9, 1) (9, 1)										3	0	0	0	0	0	1					
<b>Inning Stats</b>	R: 0 E: 0 K: 1 S: 5	H: 0 LOB: 0 BB: 0 P: 5	R: 0 E: 0 K: 0 S: 2	H: 0 LOB: 0 BB: 1 P: 6	R: 0 E: 0 K: 1 S: 5	H: 0 LOB: 1 BB: 1 P: 9	R: 3 E: 0 K: 1 S: 8	H: 3 LOB: 1 BB: 1 P: 12	R: 0 E: 0 K: 0 S: 3	H: 0 LOB: 0 BB: 0 P: 7	R: 0 E: 0 K: 0 S: 3	H: 0 LOB: 0 BB: 0 P: 3	R: 0 E: 1 K: 0 S: 3	H: 1 LOB: 1 BB: 0 P: 3	R: 0 E: 0 K: 1 S: 5	H: 0 LOB: 0 BB: 0 P: 5	1B: 4 2B: 0 3B: 0 HR: 0	SF: 0 SAC: 0 DP: 1 HBP: 0	WP: 2 PB: 0 SB: 2 CS: 0	PA: 33	
<b>PITCHER</b>	IP	WLS	BF	H	R	ER	SO	BB	IBB	HBP	BLK	WP	HR	S	P	ERA	WHIP				
Bob Veale, L ERA: 2.79 Pete Mikkelsen, R ERA: 3.54 (1, 1) (8, 1)	7.0	L	27	3	3	3	3	4	0	0	0	2	0	29	45	3.86	1.000				

San Francisco Giants @ Pittsburgh Pirates  
Forbes Field, Pittsburgh, PA  
Mon Jul 18 1966, 7:05 PM EDT  
Att: 33,908 - Unknown

AB 29  
R 3  
H 4  
RBI 3  
BB 4  
SO 4  
LOB 9



Batter	1	2	3	4	5	6	7	8	9	AB	R	H	RBI	BB	SO	LOB	BOTTOM					
Matty Alou, L OBP: 0.366, SLG: 0.437 (1, 8)										5	1	2	0	0	0	2						
Gene Michael, S OBP: 0.187, SLG: 0.333 Jesse Gonder, L OBP: 0.194, SLG: 0.354 (1, 6) (9, PH)										4	0	0	0	0	1	1						
Roberto Clemente, R OBP: 0.372, SLG: 0.549 (1, 9)										4	0	2	1	0	1	0						
Willie Stargell, L OBP: 0.405, SLG: 0.623 Manny Mota, R OBP: 0.395, SLG: 0.519 (1, 7) (8, PH) (9, 7)										3	0	1	0	0	1	1						
Jose Pagan, R OBP: 0.300, SLG: 0.430 (1, 5)										4	0	2	0	0	0	1						
Donn Clendenen, R OBP: 0.353, SLG: 0.511 (1, 3)										4	1	0	0	0	1	3						
Jim Pagliaroni, R OBP: 0.343, SLG: 0.394 (1, 2)										4	0	1	1	0	0	0						
Bill Mazerowski, R OBP: 0.313, SLG: 0.394 (1, 4)										4	0	2	0	0	1	1						
Bob Veale, S OBP: 0.182, SLG: 0.218 Jerry Lynch, L OBP: 0.324, SLG: 0.265 Pete Mikkelsen, R OBP: 0.273, SLG: 0.200 Bob Bailey, R OBP: 0.341, SLG: 0.378 (1, 1) (7, PH) (8, 1) (9, PH)										2	0	1	0	0	1	0						
<b>Inning Stats</b>	R: 0 E: 0 K: 1 S: 6	H: 1 LOB: 1 BB: 0 P: 6	R: 0 E: 0 K: 1 S: 5	H: 0 LOB: 0 BB: 0 P: 5	R: 0 E: 0 K: 2 S: 7	H: 0 LOB: 0 BB: 0 P: 7	R: 0 E: 0 K: 2 S: 9	H: 2 LOB: 2 BB: 0 P: 9	R: 0 E: 0 K: 0 S: 4	H: 2 LOB: 1 BB: 0 P: 4	R: 0 E: 0 K: 0 S: 3	H: 0 LOB: 0 BB: 0 P: 3	R: 1 E: 0 K: 1 S: 7	H: 2 LOB: 1 BB: 0 P: 7	R: 1 E: 0 K: 0 S: 5	H: 2 LOB: 1 BB: 0 P: 5	R: 0 E: 0 K: 0 S: 6	H: 3 LOB: 3 BB: 0 P: 6	1B: 9 2B: 2 3B: 1 HR: 0	SF: 0 SAC: 0 DP: 0 HBP: 0	WP: 0 PB: 0 SB: 0 CS: 0	PA: 38
<b>PITCHER</b>	IP	WLS	BF	H	R	ER	SO	BB	IBB	HBP	BLK	WP	HR	S	P	ERA	WHIP					
Gaylord Perry, R ERA: 2.73 Bill Henry, L ERA: 1.1 Frank Linzy, R ERA: 2.58 Joe Gibbon, L ERA: 3.58 Lindy McDaniel, R ERA: 3.41 (1, 1) (8, 1) (8, 1) (9, 1) (9, 1)	7.1	W	30	9	2	2	7	0	0	0	0	0	0	1	1	2.46	1.227					

San Francisco Giants @ Pittsburgh Pirates  
Forbes Field, Pittsburgh, PA  
Mon Jul 18 1966, 7:05 PM EDT  
Att: 33,908 - Unknown

AB 38  
R 2  
H 12  
RBI 2  
BB 0  
SO 7  
LOB 14






Batter	1	2	3	4	5	6	7	8	9	10	AB	R	H	RBI	BB	SO	LOB																				
Chuck Hiller, L OBP: 0.393, SLG: 0.430 (1, 4)	K			K		4-3		6-3			4	0	0	0	0	2	2																				
Al Luplow, L OBP: 0.313, SLG: 0.331 (1, 8) (9, 9) (10, 7)	F9			K					F9		4	1	1	1	0	1	0																				
Ed Kranepool, L OBP: 0.325, SLG: 0.389 (1, 3)	P6			F8				4-3	F4		4	0	0	0	0	0	0																				
Larry Elliot, L OBP: 0.369, SLG: 0.500 (1, 9)		4-3									4	0	1	0	0	1	0																				
Billy Murphy, R OBP: 0.257, SLG: 0.362 (9, 8)						G5-4-3 1B		1-3		K	0	0	0	0	0	0	0																				
Ron Swoboda, R OBP: 0.274, SLG: 0.310 (1, 7)		K				G5-4-3 1-2f					4	1	1	1	0	2	1																				
Jerry Grote, R OBP: 0.349, SLG: 0.341 (10, 2)								K			0	0	0	0	0	0	0																				
John Stephenson, L OBP: 0.243, SLG: 0.219 (1, 2)									F9		3	0	0	0	0	2	0																				
Cleon Jones, R OBP: 0.332, SLG: 0.384 (10, PH) (10, 9)		K								6-3	1	0	0	0	0	0	0																				
Roy McMillan, R OBP: 0.280, SLG: 0.290 (1, 6)											4	1	2	1	0	1	0																				
Eddie Bressoud, R OBP: 0.297, SLG: 0.376 (1, 5)																																					
Jack Fisher, R OBP: 0.209, SLG: 0.179 (1, 1)																																					
<b>Inning Stats</b>	R: 0 E: 0 K: 1 S: 5	H: 0 LOB: 0 BB: 0 P: 5	R: 0 E: 0 K: 2 S: 7	H: 0 LOB: 0 BB: 0 P: 7	R: 0 E: 0 K: 2 S: 7	H: 0 LOB: 0 BB: 0 P: 7	R: 0 E: 0 K: 1 S: 5	H: 1 LOB: 0 BB: 0 P: 5	R: 0 E: 0 K: 1 S: 6	H: 1 LOB: 1 BB: 0 P: 6	R: 1 E: 0 K: 1 S: 6	H: 1 LOB: 0 BB: 0 P: 6	R: 1 E: 0 K: 1 S: 7	H: 2 LOB: 1 BB: 0 P: 7	R: 0 E: 0 K: 1 S: 5	H: 0 LOB: 0 BB: 0 P: 5	R: 1 E: 0 K: 1 S: 6	H: 1 LOB: 0 BB: 0 P: 6	1B: 3 2B: 0 3B: 0 HR: 3	SF: 0 SAC: 0 DP: 1 HBP: 0	WP: 0 PA: 35 PB: 0 SB: 0 CS: 0																
<b>PITCHER</b>	IP WLS BF H R ER SO BB IBB HBP BLK WP HR S P ERA WHIP																																				
Juan Marichal, R ERA: 2.0 (1, 1)	8.0	28	5	2	2	11	0	0	0	0	0	0	0	0	0	0	2.25	0.625																			
Bill Henry, L ERA: 1.56 (9, 1)	1.0	L	4	1	1	1	0	0	0	0	0	0	0	1	6	6	9.00	1.000																			
Lindy McDaniel, R ERA: 3.36 (10, 1)	1.0	3	0	0	0	1	0	0	0	0	0	0	0	5	5	0.00	0.000																				

**TOP**

**New York Mets @ San Francisco Giants**  
Candlestick Park, San Francisco, CA

Wed Jul 20 1966, 6:33 AM EDT  
Att. 13,155 - Unknown

AB 35  
R 3  
H 6  
RBI 3  
BB 0  
SO 13  
LOB 6



Batter	1	2	3	4	5	6	7	8	9	10	AB	R	H	RBI	BB	SO	LOB																			
Bob Schroder, L OBP: 0.276, SLG: 0.276 (1, 6)	G3										5	0	0	0	0	1	1																			
Tom Haller, L OBP: 0.309, SLG: 0.480 (1, 2)	4-3										3	0	0	0	1	0	0																			
Willie Mays, R OBP: 0.344, SLG: 0.539 (1, 8)	6-3										3	1	0	0	1	2	1																			
Willie McCovey, L OBP: 0.380, SLG: 0.555 (1, 3)											3	1	1	0	1	0	1																			
Jim Ray Hart, R OBP: 0.360, SLG: 0.517 (1, 5)											4	0	1	1	0	0	1																			
Cap Peterson, R OBP: 0.313, SLG: 0.358 (1, 7)											4	0	1	1	0	2	2																			
Len Gabrielson, L OBP: 0.279, SLG: 0.297 (1, 9)											3	0	0	0	1	1	3																			
Hal Lanier, R OBP: 0.232, SLG: 0.264 (1, 4)											2	0	1	0	0	0	1																			
Bob Burda, L OBP: 0.200, SLG: 0.200 (8, PH)											1	0	0	0	0	1	0																			
Tito Fuentes, S OBP: 0.277, SLG: 0.328 (9, 4)											0	0	0	0	0	0	0																			
Ozzie Virgil, R OBP: 0.318, SLG: 0.476 (10, PH)											1	0	0	0	0	0	0																			
Juan Marichal, R OBP: 0.264, SLG: 0.306 (1, 1)											2	0	0	0	0	1	1																			
Don Landrum, L OBP: 0.259, SLG: 0.255 (8, PH)											1	0	0	0	0	1	0																			
Bill Henry, L (9, 1)											0	0	0	0	0	0	0																			
Lindy McDaniel, R OBP: 0.100, SLG: 0.100 (10, 1)											0	0	0	0	0	0	0																			
Jim Davenport, R OBP: 0.320, SLG: 0.413 (10, PH)											1	0	1	0	0	0	0																			
<b>Inning Stats</b>	R: 0 E: 0 K: 0 S: 3	H: 2 LOB: 1 BB: 0 P: 5	R: 0 E: 0 K: 0 S: 3	H: 0 LOB: 0 BB: 0 P: 3	R: 0 E: 0 K: 1 S: 5	H: 0 LOB: 0 BB: 0 P: 5	R: 0 E: 0 K: 1 S: 6	H: 1 LOB: 1 BB: 1 P: 6	R: 0 E: 0 K: 3 S: 9	H: 0 LOB: 0 BB: 0 P: 9	R: 0 E: 0 K: 2 S: 8	H: 0 LOB: 0 BB: 0 P: 8	R: 0 E: 0 K: 3 S: 9	H: 0 LOB: 0 BB: 0 P: 9	R: 1 E: 0 K: 2 S: 8	H: 1 LOB: 2 BB: 2 P: 16	R: 0 E: 0 K: 0 S: 3	H: 1 LOB: 0 BB: 0 P: 3	1B: 3 2B: 1 3B: 1 HR: 0	SF: 0 SAC: 0 DP: 1 HBP: 0	WP: 2 PA: 38 PB: 0 SB: 0 CS: 1															
<b>PITCHER</b>	IP WLS BF H R ER SO BB IBB HBP BLK WP HR S P ERA WHIP																																			
Jack Fisher, R ERA: 3.78 (1, 1)	10.0	W	37	5	2	2	9	3	1	0	0	2	0	51	67	1.80	0.800																			

**BOTTOM**

**New York Mets @ San Francisco Giants**  
Candlestick Park, San Francisco, CA

Wed Jul 20 1966, 6:33 AM EDT  
Att. 13,155 - Unknown

AB 33  
R 2  
H 5  
RBI 2  
BB 4  
SO 9  
LOB 11









Batter	1	2	3	4	5	6	7	8	9	AB	R	H	RBI	BB	SO	LOB	TOP			
Cookie Rojas, R (1, 8) OBP: 0.313, SLG: 0.342	4-0 3-1 BB		0-3 K			0-0 6-3		0-0 1-3 2-H 1B		3	0	1	1	1	1	0	Philadelphia Phillies @ San Francisco Giants Candlestick Park, San Francisco, CA Fri Jul 22 1966, 10:05 PM EDT Att: 23,420 - Unknown			
Johnny Callison, L (1, 9) OBP: 0.336, SLG: 0.411	0-0 3-1 1-2		0-3 K			0-0 F8		0-0 4-3		4	0	0	0	0	1	4				
Dick Allen, R (1, 5) OBP: 0.384, SLG: 0.628	0-3 K			0-3 K			0-3 K		0-3 K	4	0	0	0	0	4	1				
Bill White, L (1, 3) OBP: 0.349, SLG: 0.466	0-3 K			0-3 K			0-0 4-3		0-3 K	4	0	0	0	0	3	1				
Tony Gonzalez, L (1, 7) OBP: 0.329, SLG: 0.406		0-0 G3		0-0 5-3					0-3 K	4	0	0	0	0	2	0				
Clay Dalrymple, L (1, 2) OBP: 0.385, SLG: 0.376		0-3 K				0-0 F8				3	0	1	0	0	1	0				
Tony Taylor, R (1, 4) OBP: 0.302, SLG: 0.372		0-3 K				0-0 6-3				3	1	0	0	0	1	1				
Dick Groat, R (1, 6) OBP: 0.294, SLG: 0.320			0-3 K			0-0 4-1				2	0	0	0	1	1	0				
Larry Jackson, R (1, 1) OBP: 0.160, SLG: 0.191			0-0 4-3							1	0	0	0	0	0	0				
John Briggs, L (6, PH) OBP: 0.339, SLG: 0.462						0-3 K				1	0	0	0	0	1	0				
Joe Verbanic, R (6, 1) OBP: 0.350, SLG: 0.300								0-0 F9		0	0	0	0	0	0	0				
Doug Clemens, L (8, PH) OBP: 0.350, SLG: 0.300										1	0	0	0	0	0	2				
Rick Wise, R (8, 1)										0	0	0	0	0	0	0				
<b>Inning Stats</b>	R: 0 E: 0 K: 2 S: 7	H: 0 LOB: 1 BB: 1 P: 11	R: 0 E: 0 K: 2 S: 7	H: 0 LOB: 0 BB: 0 P: 7	R: 0 E: 0 K: 3 S: 10	H: 0 LOB: 1 BB: 0 P: 10	R: 0 E: 0 K: 2 S: 7	H: 0 LOB: 0 BB: 0 P: 7	R: 0 E: 0 K: 1 S: 5	H: 0 LOB: 0 BB: 0 P: 5	R: 0 E: 0 K: 2 S: 7	H: 0 LOB: 0 BB: 0 P: 7	R: 1 E: 0 K: 0 S: 5	H: 2 LOB: 2 BB: 1 P: 9	R: 0 E: 0 K: 3 S: 9	H: 0 LOB: 0 BB: 0 P: 9	1B: 2 2B: 0 3B: 0 HR: 0	SF: 0 SAC: 0 DP: 0 HBP: 0	WP: 0 PB: 1 SB: 0 CS: 0	PA: 32
<b>PITCHER</b> Gaylord Perry, R (1, 1) ERA: 2.61	IP: 9.0 WLS: W BF: 32 H: 2 R: 1 ER: 1 SO: 15 BB: 2 IBB: 0 HBP: 0 BLK: 0 WP: 0 HR: 0 S: 60 P: 68 ERA: 1.00 WHIP: 0.444															<b>PITCHER</b>				

Batter	1	2	3	4	5	6	7	8	9	AB	R	H	RBI	BB	SO	LOB	BOTTOM				
Tito Fuentes, S (1, 6) OBP: 0.279, SLG: 0.332	0-0 4-3 1B 2B		0-0 F7			0-0 F7		0-0 5-3		4	1	1	0	0	0	0	Philadelphia Phillies @ San Francisco Giants Candlestick Park, San Francisco, CA Fri Jul 22 1966, 10:05 PM EDT Att: 23,420 - Unknown				
Tom Haller, L (1, 2) OBP: 0.313, SLG: 0.478	0-0 4-3 2-3		0-0 3-1			0-0 1B		0-0 F7		4	0	1	0	0	0	1					
Willie Mays, R (1, 8) OBP: 0.349, SLG: 0.542	0-0 3-H HR 1B		0-0 2B 1B			0-0 1-3 1B		0-3 K		4	2	3	1	0	1	0					
Willie McCovey, L (1, 3) OBP: 0.386, SLG: 0.571	0-0 1-H HR		0-0 1-H 2B			0-3 K		0-0 F2		3	1	2	3	0	1	2					
Bob Burda, L (6, 3) OBP: 0.100, SLG: 0.100										1	0	0	0	0	0	0					
Jim Ray Hart, R (1, 5) OBP: 0.353, SLG: 0.504	0-0 F3		0-0 F8			0-0 6-3		0-0 F8		4	0	0	0	0	0	3					
Jesus Alou, R (1, 7) OBP: 0.259, SLG: 0.276	0-0 4-3			4-0 1-3 BB		0-0 1-3		0-0 6-3		3	0	0	0	1	0	0					
Ollie Brown, R (1, 9) OBP: 0.276, SLG: 0.274		0-0 6-3		0-0 1-3 1-2		0-0 1B		0-0 K		3	0	1	0	0	0	1					
Hal Lanier, R (1, 4) OBP: 0.234, SLG: 0.264		0-0 6-3		0-0 F9		0-3 K		0-0 K		3	0	0	0	0	1	2					
Gaylord Perry, R (1, 1) OBP: 0.239, SLG: 0.261		0-0 1-6-3		0-0 6-3		0-3 K		0-3 K		3	0	0	0	0	1	2					
<b>Inning Stats</b>	R: 3 E: 0 K: 0 S: 6	H: 3 LOB: 0 BB: 0 P: 6	R: 0 E: 0 K: 0 S: 3	H: 0 LOB: 0 BB: 0 P: 3	R: 1 E: 0 K: 0 S: 5	H: 2 LOB: 1 BB: 0 P: 5	R: 0 E: 0 K: 0 S: 3	H: 0 LOB: 1 BB: 1 P: 7	R: 0 E: 0 K: 1 S: 7	H: 2 LOB: 2 BB: 0 P: 7	R: 0 E: 0 K: 2 S: 8	H: 1 LOB: 1 BB: 0 P: 8	R: 0 E: 0 K: 1 S: 5	H: 0 LOB: 0 BB: 0 P: 5	R: 0 E: 0 K: 0 S: 3	H: 0 LOB: 0 BB: 0 P: 3		1B: 5 2B: 2 3B: 0 HR: 1	SF: 0 SAC: 0 DP: 0 HBP: 0	WP: 0 PB: 0 SB: 0 CS: 0	PA: 33
<b>PITCHER</b> Larry Jackson, R (1, 1) ERA: 3.19 Joe Verbanic, R (6, 1) ERA Rick Wise, R (8, 1) ERA: 3.96	IP: 5.0 WLS: L BF: 23 H: 7 R: 4 ER: 4 SO: 1 BB: 1 IBB: 0 HBP: 0 BLK: 0 WP: 0 HR: 1 S: 24 P: 28 ERA: 7.20 WHIP: 1.600															<b>PITCHER</b>					

AB	30
R	1
H	2
RBI	1
BB	2
SO	15
LOB	9



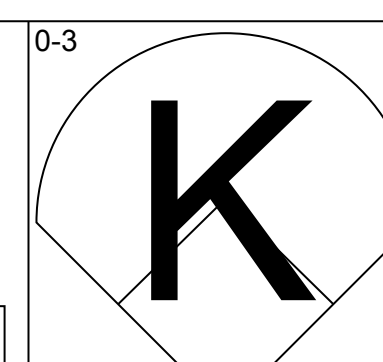
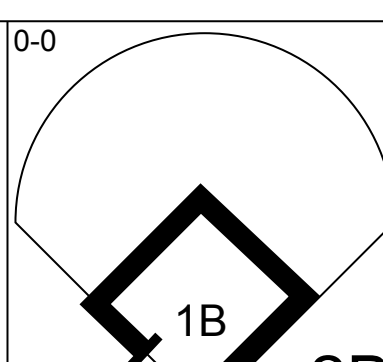
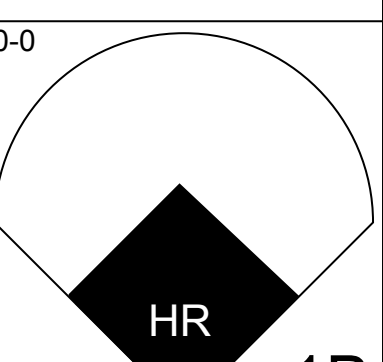
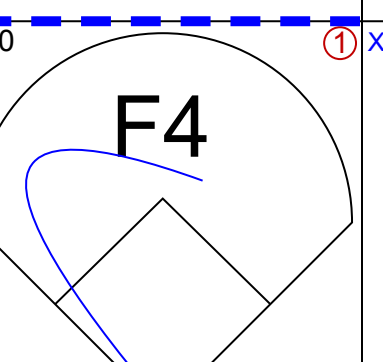
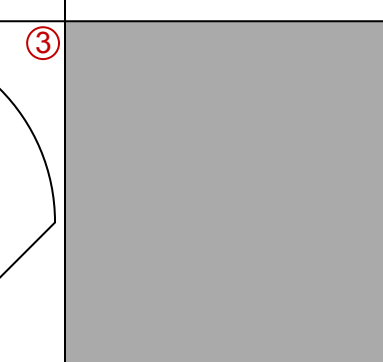
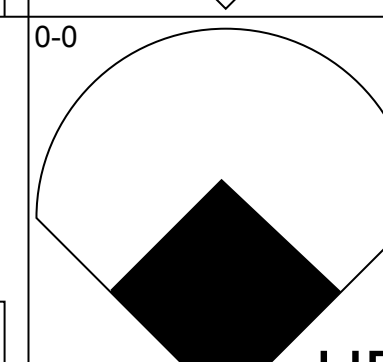
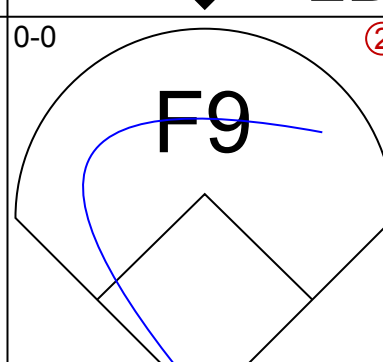
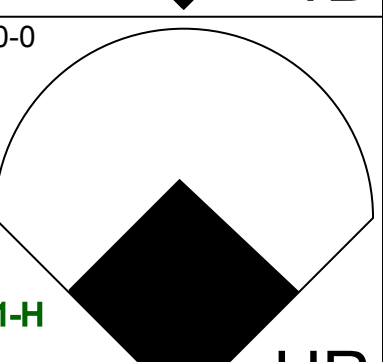
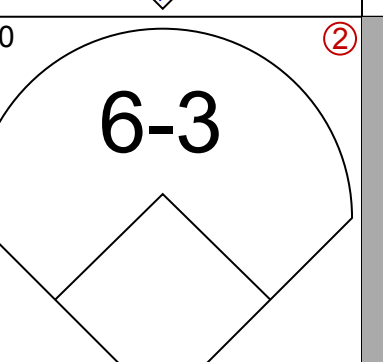
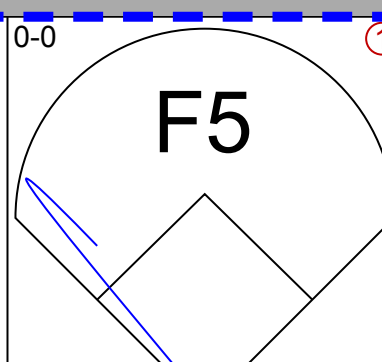
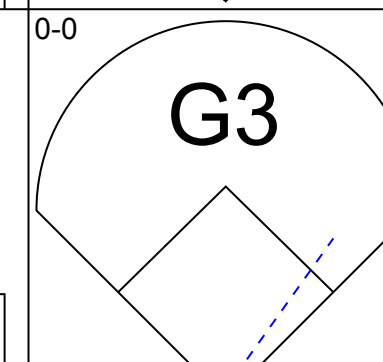
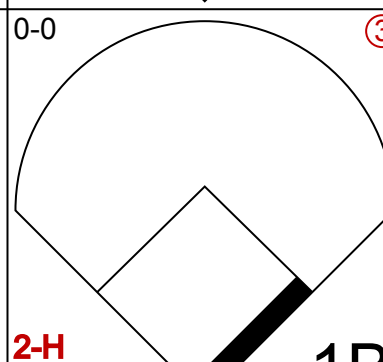
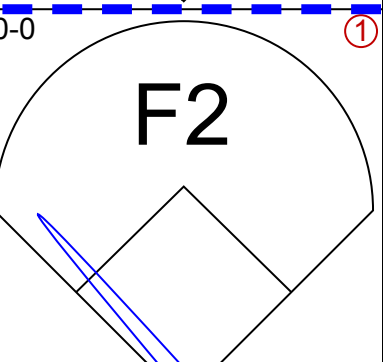
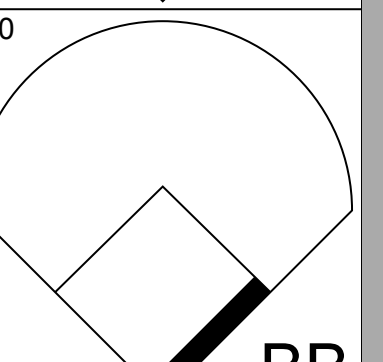
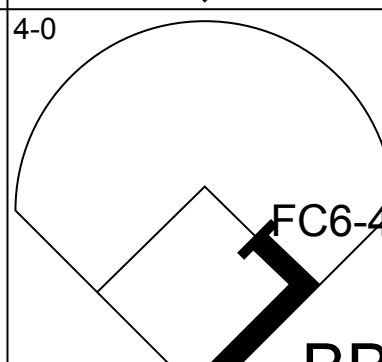
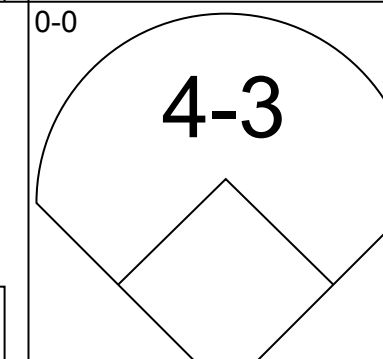
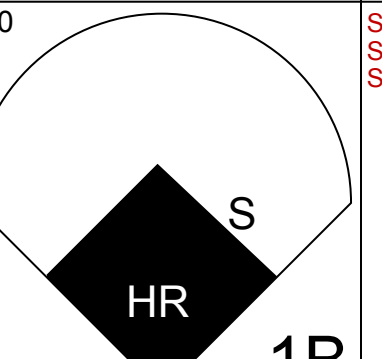
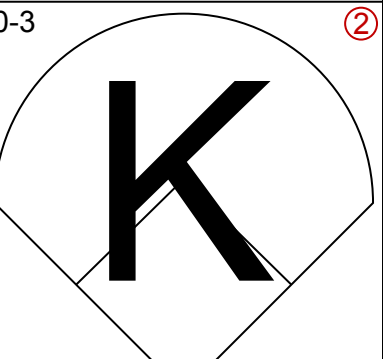
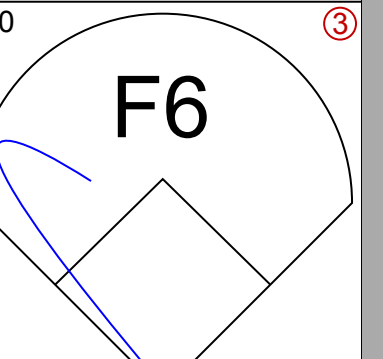
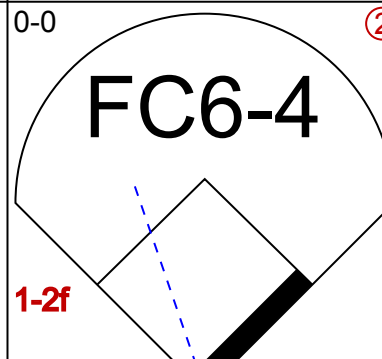
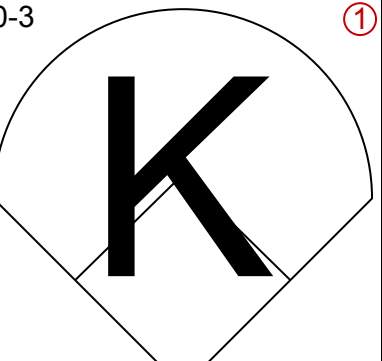
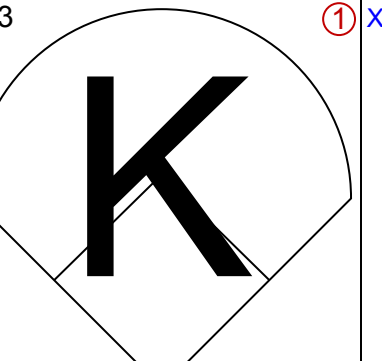
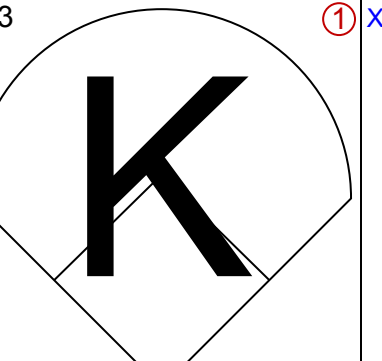
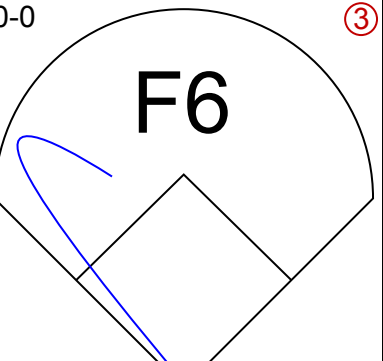
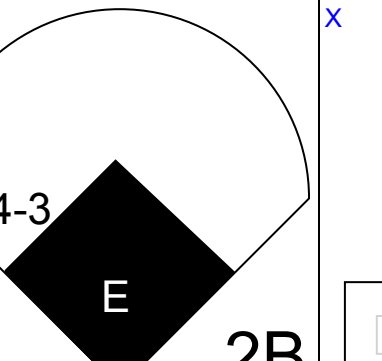
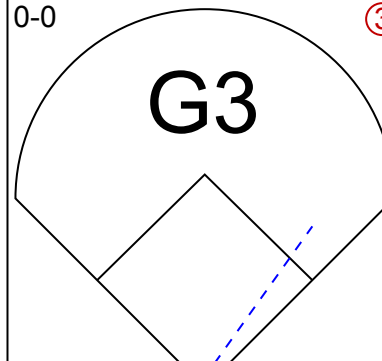
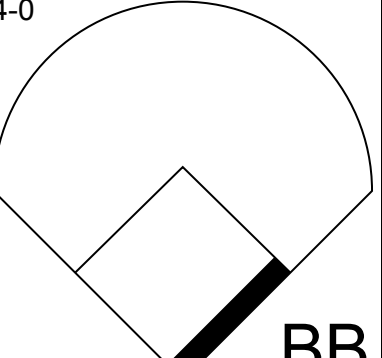
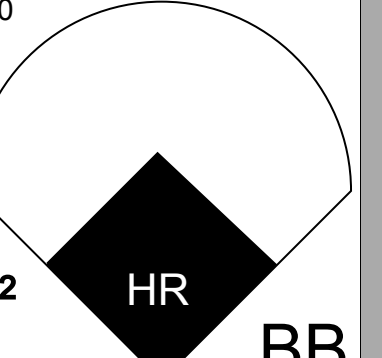
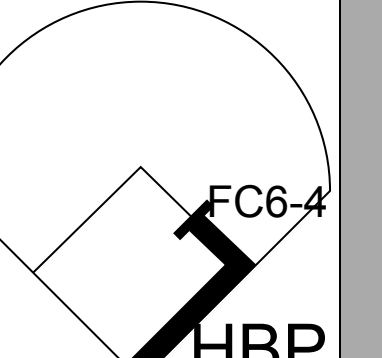
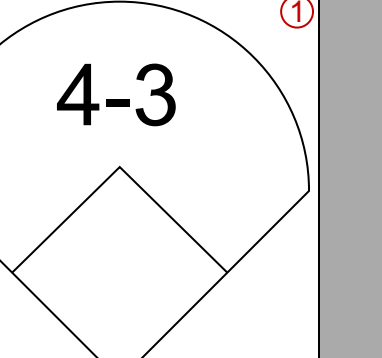
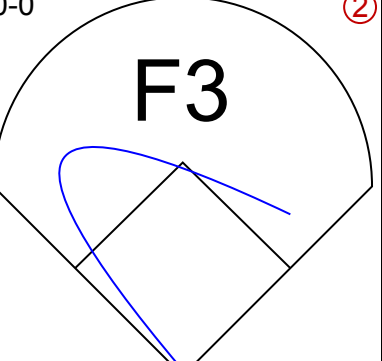
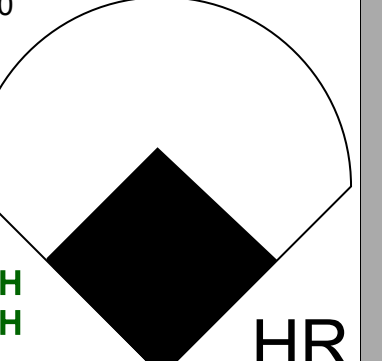
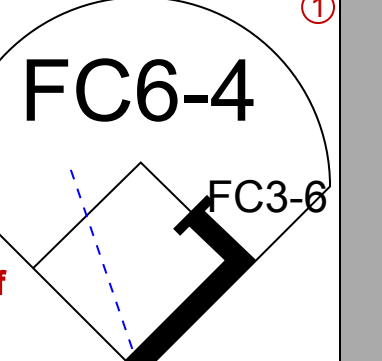
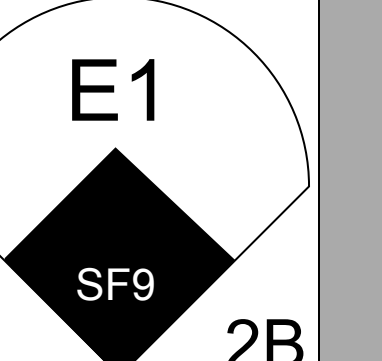
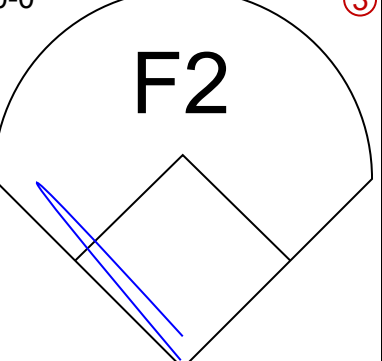
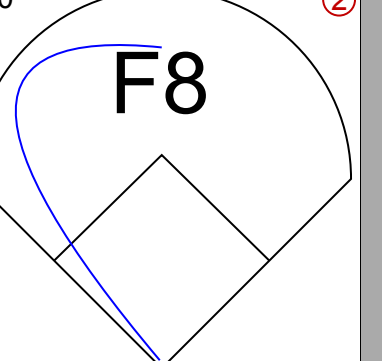
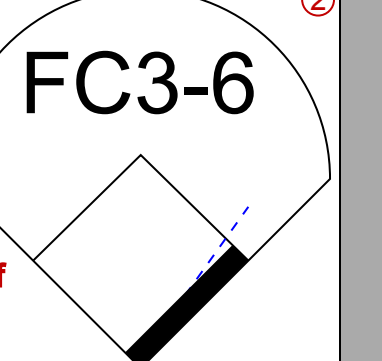
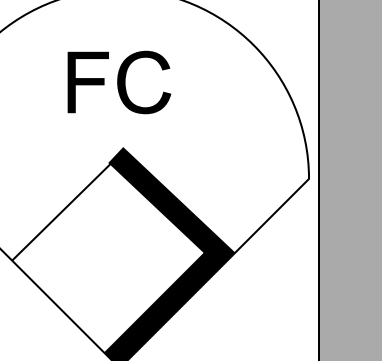
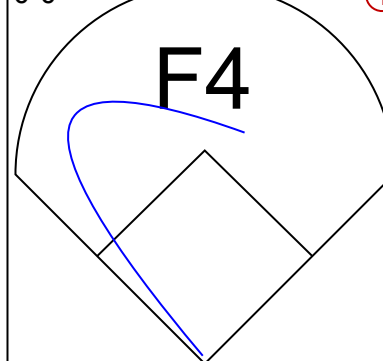
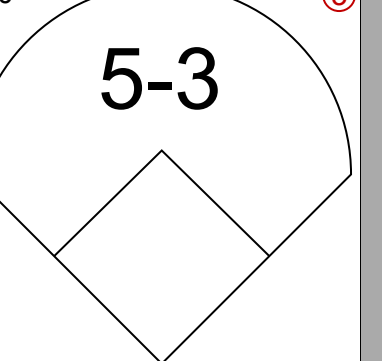

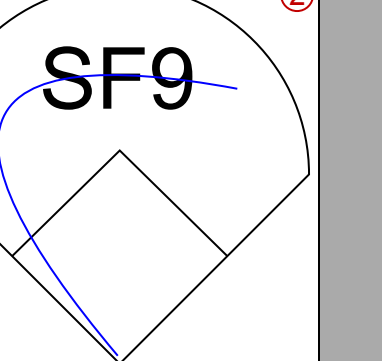
WP	0	PA	32
PB	1		
SB	0		
CS	0		

AB	32
R	4
H	8
RBI	4
BB	1
SO	4
LOB	11



WP	0	PA	33
PB	0		
SB	0		
CS	0		

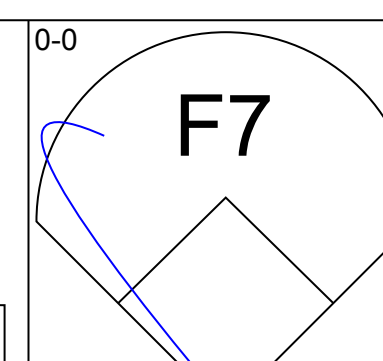
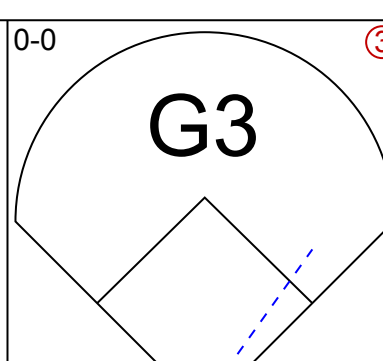
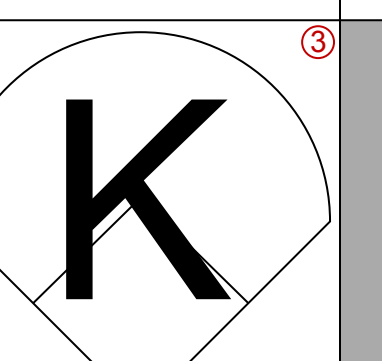
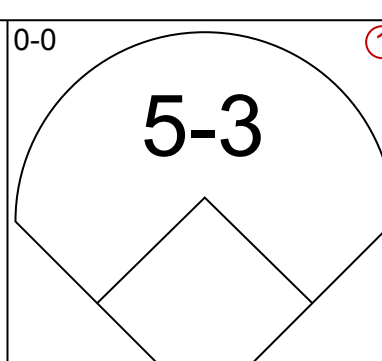
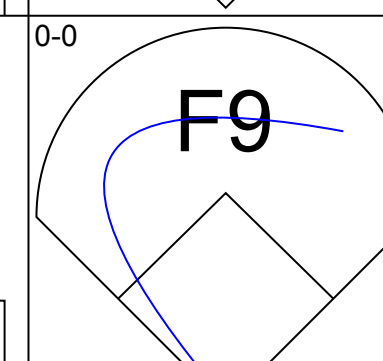
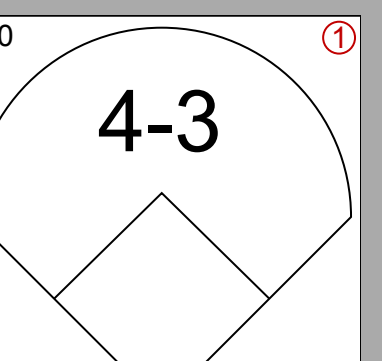
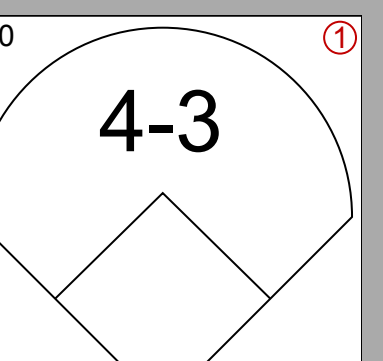
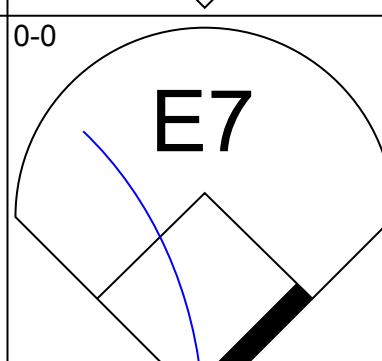
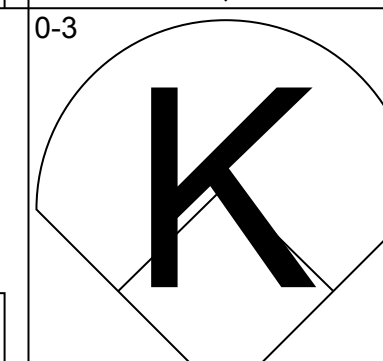
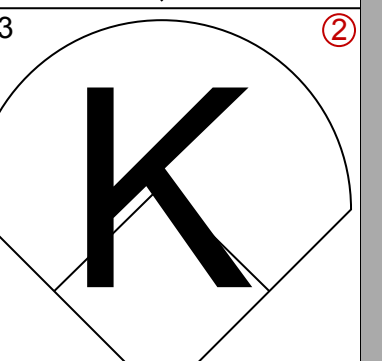
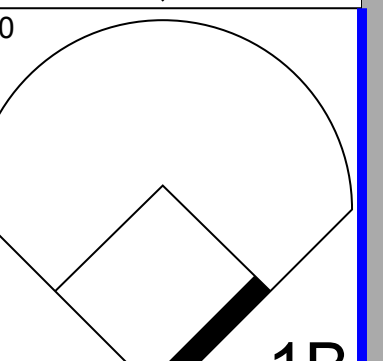
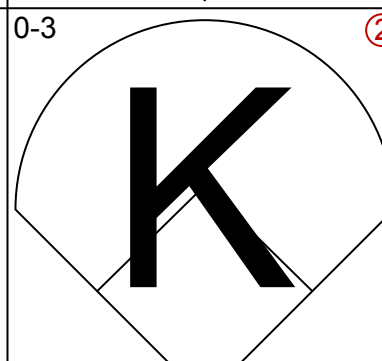
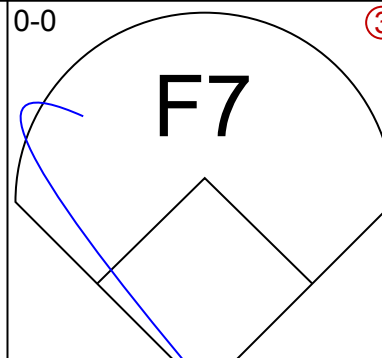
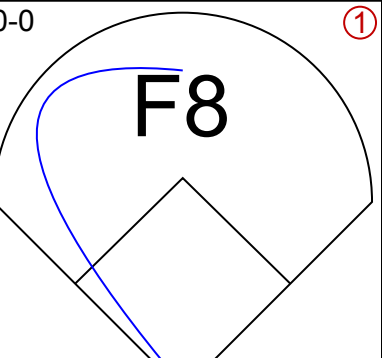
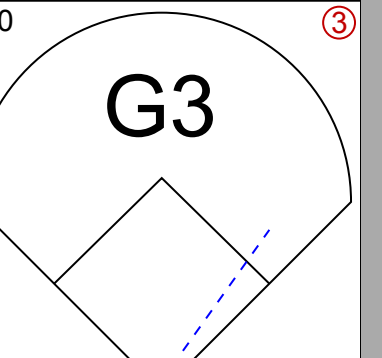
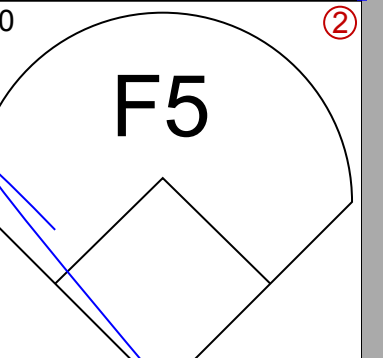
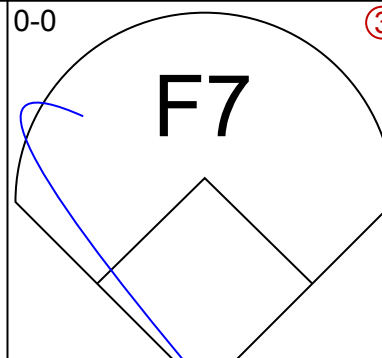
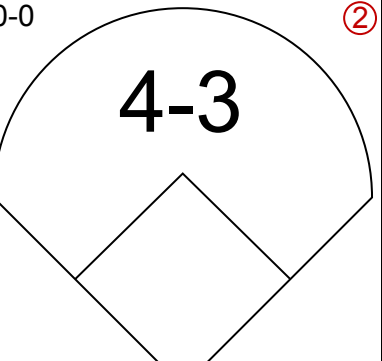
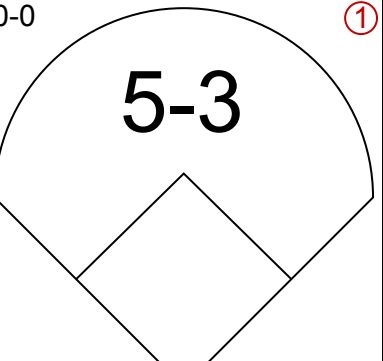
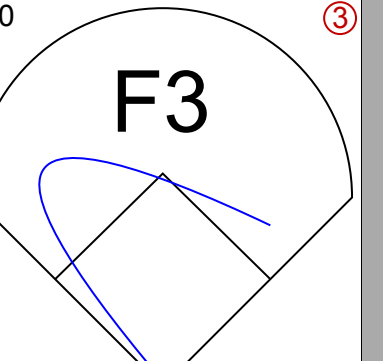
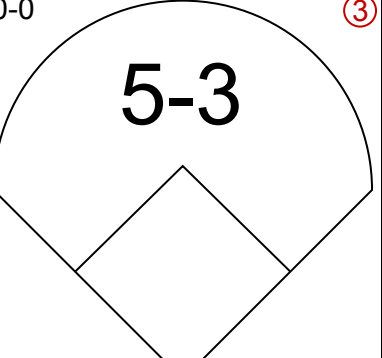
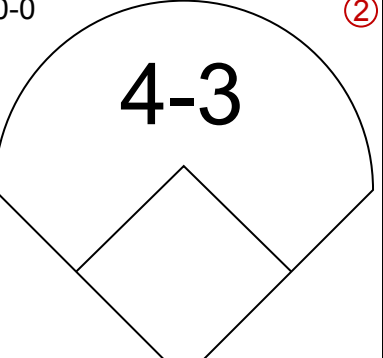
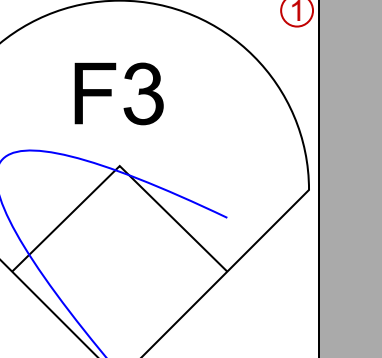
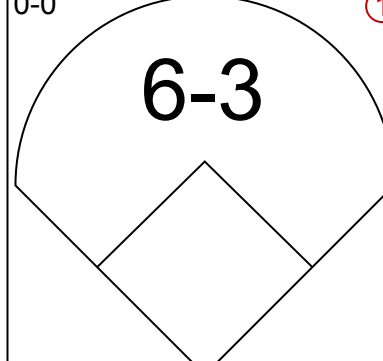
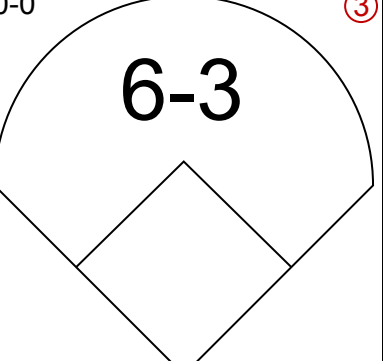
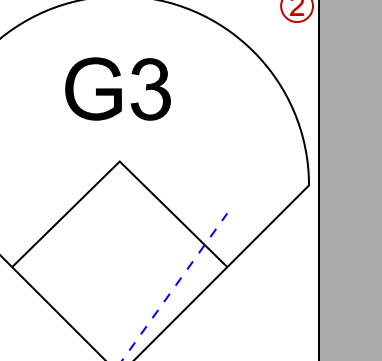
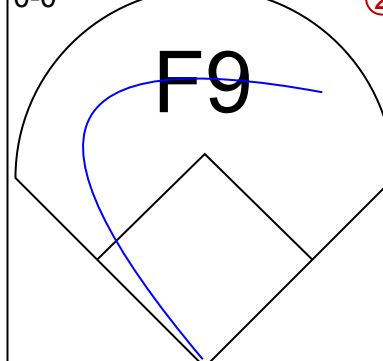
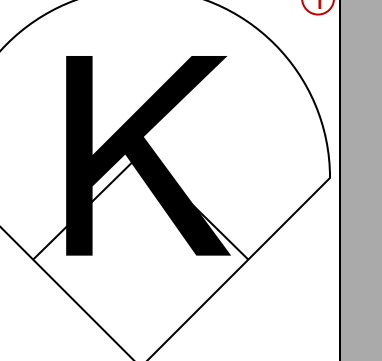
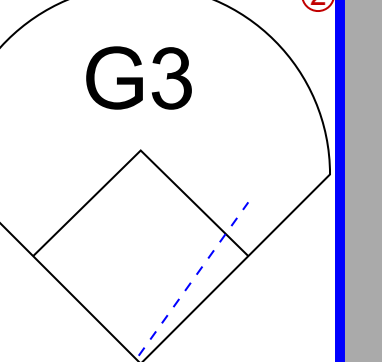
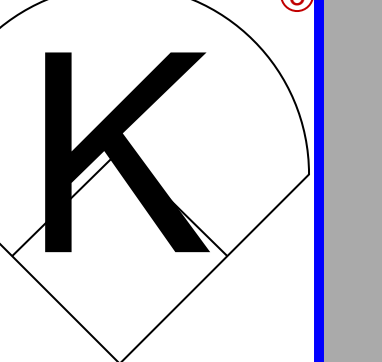


Batter	1	2	3	4	5	6	7	8	9	AB	R	H	RBI	BB	SO	LOB	TOP					
<b>John Briggs, L</b> OBP: 0.344, SLG: 0.474 (1, 8)										5	1	2	0	0	1	1						
<b>Cookie Rojas, R</b> OBP: 0.314, SLG: 0.359 (1, 4)										5	2	2	3	0	0	1						
<b>Doug Clemens, L</b> OBP: 0.361, SLG: 0.301 (1, 9)										3	0	1	0	2	0	0						
<b>Bill White, L</b> OBP: 0.348, SLG: 0.462 (1, 3)										5	1	1	0	0	1	2						
<b>Tony Gonzalez, L</b> OBP: 0.327, SLG: 0.406 (1, 7)										5	1	1	0	0	2	2						
<b>Clay Dalrymple, L</b> OBP: 0.391, SLG: 0.374 (1, 2)										1	1	0	0	2	0	1						
<b>Tony Taylor, R</b> OBP: 0.304, SLG: 0.386 (1, 5)										4	2	2	4	0	0	2						
<b>Phil Linz, R</b> OBP: 0.254, SLG: 0.279 (1, 6)										4	0	0	0	0	0	3						
<b>Jim Bunning, R</b> OBP: 0.190, SLG: 0.183 (1, 1)										3	0	0	1	0	1	1						
<b>Inning Stats</b>	R: 1 E: 0 K: 1 S: 6	H: 1 LOB: 0 BB: 0 P: 6	R: 0 E: 0 K: 1 S: 5	H: 0 LOB: 1 BB: 1 P: 9	R: 0 E: 0 K: 0 S: 4	H: 2 LOB: 2 BB: 0 P: 4	R: 3 E: 0 K: 1 S: 7	H: 2 LOB: 0 BB: 1 P: 11	R: 2 E: 0 K: 1 S: 7	H: 2 LOB: 0 BB: 0 P: 7	R: 0 E: 1 K: 1 S: 5	H: 0 LOB: 1 BB: 0 P: 6	R: 0 E: 0 K: 0 S: 3	H: 0 LOB: 1 BB: 1 P: 7	R: 2 E: 1 K: 0 S: 6	H: 2 LOB: 1 BB: 0 P: 6	R: 0 E: 0 K: 0 S: 3	H: 0 LOB: 1 BB: 1 P: 7	1B: 3 2B: 3 3B: 0 HR: 3	SF: 1 SAC: 0 DP: 0 HBP: 1	WP: 0 PB: 0 SB: 1 CS: 0	PA: 41
<b>PITCHER</b>	IP WLS BF H R ER SO BB IBB HBP BLK WP HR S P ERA WHIP																					
<b>Bobby Bolin, R</b> ERA: 3.25 (1, 1)	4.0 L 20 7 6 6 3 2 0 0 0 0 0 3 24 32 13.50 2.250																					
<b>Joe Gibbon, L</b> ERA: 3.39 (5, 1)	2.0 7 0 0 0 2 0 0 1 0 0 0 0 10 11 0.00 0.000																					
<b>Bob Priddy, R</b> ERA: 3.32 (7, 1)	2.0 10 2 2 1 0 1 0 0 0 0 0 0 9 13 4.50 1.500																					
<b>Lindy McDaniel, R</b> ERA: 3.31 (9, 1)	1.0 4 0 0 0 0 1 0 0 0 0 0 0 3 7 0.00 1.000																					

Philadelphia Phillies @ San Francisco Giants  
Candlestick Park, San Francisco, CA  
Sat Jul 23 1966, 6:33 AM EDT  
Att: 23,846 - Unknown

AB 35  
R 8  
H 9  
RBI 8  
BB 4  
SO 5  
LOB 13



Batter	1	2	3	4	5	6	7	8	9	AB	R	H	RBI	BB	SO	LOB	BOTTOM					
<b>Tito Fuentes, S</b> OBP: 0.274, SLG: 0.327 (1, 6)										4	0	0	0	0	1	1						
<b>Tom Haller, L</b> OBP: 0.309, SLG: 0.472 (1, 2)										4	0	0	0	0	0	0						
<b>Willie Mays, R</b> OBP: 0.348, SLG: 0.540 (1, 8)										3	0	1	0	0	2	0						
<b>Cap Peterson, R</b> OBP: 0.316, SLG: 0.360 (8, 7)										1	0	0	0	0	1	1						
<b>Willie McCovey, L</b> OBP: 0.381, SLG: 0.563 (1, 3)										4	0	0	0	0	0	2						
<b>Jim Ray Hart, R</b> OBP: 0.350, SLG: 0.500 (1, 5)										3	0	0	0	0	0	1						
<b>Jesus Alou, R</b> OBP: 0.255, SLG: 0.272 (1, 7) (8, 9)										3	0	0	0	0	0	0						
<b>Ollie Brown, R</b> OBP: 0.272, SLG: 0.271 (1, 9) (8, 8)										3	0	0	0	0	0	0						
<b>Hal Lanier, R</b> OBP: 0.235, SLG: 0.265 (1, 4)										3	0	1	0	0	1	0						
<b>Bobby Bolin, R</b> OBP: 0.268, SLG: 0.222 (1, 1)										1	0	1	0	0	0	0						
<b>Joe Gibbon, R</b> OBP: 0.222, SLG: 0.125 (5, 1)										0	0	0	0	0	0	0						
<b>Bob Burdette, L</b> OBP: 0.291, SLG: 0.091 (6, PH)										1	0	0	0	0	0	0						
<b>Bob Priddy, R</b> OBP: 0.295, SLG: 0.295 (7, 1)										0	0	0	0	0	0	0						
<b>Don Mason, R</b> OBP: 0.238, SLG: 0.238 (8, PH)										1	0	0	0	0	1	1						
<b>Lindy McDaniel, R</b> OBP: 0.190, SLG: 0.190 (9, 1)										0	0	0	0	0	0	0						
<b>Inning Stats</b>	R: 0 E: 0 K: 1 S: 5	H: 0 LOB: 0 BB: 0 P: 5	R: 0 E: 0 K: 0 S: 3	H: 0 LOB: 0 BB: 0 P: 3	R: 0 E: 0 K: 0 S: 4	H: 1 LOB: 1 BB: 0 P: 4	R: 0 E: 0 K: 1 S: 5	H: 0 LOB: 0 BB: 0 P: 5	R: 0 E: 0 K: 1 S: 3	H: 0 LOB: 0 BB: 0 P: 3	R: 0 E: 2 K: 2 S: 7	H: 0 LOB: 0 BB: 0 P: 7	R: 0 E: 0 K: 0 S: 4	H: 1 LOB: 1 BB: 0 P: 4	R: 0 E: 0 K: 1 S: 6	H: 1 LOB: 1 BB: 0 P: 6	R: 0 E: 1 K: 1 S: 6	H: 0 LOB: 1 BB: 0 P: 6	1B: 3 2B: 0 3B: 0 HR: 0	SF: 0 SAC: 0 DP: 0 HBP: 0	WP: 0 PB: 0 SB: 0 CS: 0	PA: 31
<b>PITCHER</b>	IP WLS BF H R ER SO BB IBB HBP BLK WP HR S P ERA WHIP																					
<b>Jim Bunning, R</b> ERA: 2.58 (1, 1)	9.0 W 31 3 0 0 6 0 0 0 0 0 0 0 43 43 0.00 0.333																					

Philadelphia Phillies @ San Francisco Giants  
Candlestick Park, San Francisco, CA  
Sat Jul 23 1966, 6:33 AM EDT  
Att: 23,846 - Unknown

AB 31  
R 0  
H 3  
RBI 0  
BB 0  
SO 6  
LOB 6









Batter	1	2	3	4	5	6	7	8	9	AB	R	H	RBI	BB	SO	LOB	TOP		
Matty Alou, L OBP: 0.377, SLG: 0.448 (1, 8)	F8			B5-3		FC3-6 1B		WP 2B		4	0	1	1	0	0	1	<b>Pittsburgh Pirates @ San Francisco Giants</b> Candlestick Park, San Francisco, CA Mon Jul 25 1966, 6:33 AM EDT Att: 22,191 - Unknown <a href="http://livebaseballscorecards.com">livebaseballscorecards.com</a>		
Gene Alley, R OBP: 0.308, SLG: 0.392 (1, 6)	F9			F3		1-2 3-H 0-0 1-3 1B		F7 2-3		4	0	1	0	0	0	1			
Roberto Clemente, R OBP: 0.371, SLG: 0.543 (1, 9)	4-3			K		0-0 4-3			6-3	4	0	0	0	0	1	2			
Willie Stargell, L OBP: 0.398, SLG: 0.623 (1, 7)			F4		K			G3		4	0	0	0	0	2	0			
Jose Pagan, R OBP: 0.297, SLG: 0.425 (1, 5)			6-3		F6			F7		4	0	0	0	0	0	0			
Donn Clendenen, R OBP: 0.357, SLG: 0.517 (1, 3)			K		6-3			FC6-4 1B		3	0	1	0	0	1	0			
Jim Pagliaroni, R OBP: 0.341, SLG: 0.402 (1, 2)			K			1B FC3-6 2B		FC6-4 1-2		3	1	1	0	0	1	1			
Bill Mazerolski, R OBP: 0.305, SLG: 0.381 (1, 4)			6-3			FC3-6 2-3 1B		K		3	0	1	0	0	1	0			
Woodie Fryman, R OBP: 0.175, SLG: 0.175 (1, 1)			K			K				1	0	0	0	0	1	0			
Jerry Lynch, L OBP: 0.317, SLG: 0.289 (6, PH)										1	0	0	0	0	1	2			
Al McBean, R OBP: 0.125, SLG: 0.125 (6, 1)										0	0	0	0	0	0	0			
Manny Mota, R OBP: 0.386, SLG: 0.510 (8, PH)										1	0	1	0	0	0	0			
Roy Face, R OBP: 0.386, SLG: 0.510 (8, 1)										0	0	0	0	0	0	0			
<b>Inning Stats</b>	R: 0 E: 0 K: 0 S: 3	H: 0 LOB: 0 BB: 0 P: 3	R: 0 E: 0 K: 1 S: 5	H: 0 LOB: 0 BB: 0 P: 5	R: 0 E: 0 K: 2 S: 7	H: 0 LOB: 0 BB: 0 P: 7	R: 0 E: 0 K: 1 S: 5	H: 0 LOB: 0 BB: 0 P: 5	R: 0 E: 0 K: 1 S: 8	H: 3 LOB: 2 BB: 0 P: 8	R: 0 E: 0 K: 0 S: 4	H: 1 LOB: 1 BB: 0 P: 4	R: 0 E: 0 K: 1 S: 6	H: 2 LOB: 1 BB: 0 P: 6	R: 0 E: 0 K: 1 S: 5	H: 0 LOB: 0 BB: 0 P: 5	1B: 4 2B: 2 3B: 0 HR: 0	SF: 0 SAC: 0 DP: 0 HBP: 0	WP: 1 PA: 32 PB: 0 SB: 0 CS: 0
<b>PITCHER</b> Juan Marichal, R ERA: 1.95 (1, 1)	IP: 9.0 WLS: W BF: 32 H: 6 R: 1 ER: 1 SO: 8 BB: 0 IBB: 0 HBP: 0 BLK: 0 WP: 1 HR: 0 S: 48 P: 48 ERA: 1.00 WHIP: 0.667															<b>PITCHER</b>			

Batter	1	2	3	4	5	6	7	8	9	AB	R	H	RBI	BB	SO	LOB	BOTTOM		
Tito Fuentes, S OBP: 0.285, SLG: 0.336 (1, 6)	G3					F8		E1 1B		4	0	2	1	0	0	0	<b>Pittsburgh Pirates @ San Francisco Giants</b> Candlestick Park, San Francisco, CA Mon Jul 25 1966, 6:33 AM EDT Att: 22,191 - Unknown <a href="http://livebaseballscorecards.com">livebaseballscorecards.com</a>		
Hal Lanier, R OBP: 0.233, SLG: 0.262 (1, 4)	5-3		G6-4-3 1-3 2-H 1B			E3 1B		F7		4	0	0	0	0	0	2			
Willie Mays, R OBP: 0.354, SLG: 0.549 (1, 8)			F9			G4-6-3 1-2 1B		FC5-4 1B		3	0	2	0	1	0	0			
Jim Ray Hart, R OBP: 0.345, SLG: 0.490 (1, 5)	K			6-3		G4-6-3 1-2 1B		FC5-4 1-2		4	0	0	0	0	1	5			
Ozzie Virgil, R OBP: 0.298, SLG: 0.444 (1, 2)		6-3		6-3				6-3		3	0	0	0	0	0	0			
Willie McCovey, L OBP: 0.379, SLG: 0.557 (1, 3)		K		L4				FC1-6 1B		3	0	1	0	0	1	0			
Jesus Alou, R OBP: 0.251, SLG: 0.268 (1, 7)		1-3			5-3			FC1-6 1B		3	0	0	0	0	0	1			
Ollie Brown, R OBP: 0.277, SLG: 0.272 (1, 9)						F7				3	1	2	0	0	0	0			
Juan Marichal, R OBP: 0.257, SLG: 0.297 (1, 1)			SH 1B			F9		F8		2	1	0	0	0	0	0			
<b>Inning Stats</b>	R: 0 E: 0 K: 1 S: 6	H: 1 LOB: 1 BB: 0 P: 6	R: 0 E: 0 K: 1 S: 5	H: 0 LOB: 0 BB: 0 P: 5	R: 2 E: 0 K: 0 S: 5	H: 2 LOB: 0 BB: 0 P: 5	R: 0 E: 0 K: 0 S: 3	H: 0 LOB: 0 BB: 0 P: 3	R: 0 E: 1 K: 0 S: 4	H: 1 LOB: 1 BB: 0 P: 4	R: 0 E: 0 K: 0 S: 4	H: 2 LOB: 2 BB: 0 P: 4	R: 0 E: 1 K: 0 S: 4	H: 1 LOB: 2 BB: 1 P: 8	R: 0 E: 0 K: 0 S: 4	H: 0 LOB: 0 BB: 0 P: 5		1B: 7 2B: 0 3B: 0 HR: 0	SF: 0 SAC: 1 DP: 2 HBP: 0
<b>PITCHER</b> Woodie Fryman, L ERA: 2.52 (1, 1)	IP: 5.0 WLS: L BF: 18 H: 3 R: 2 ER: 2 SO: 2 BB: 0 IBB: 0 HBP: 0 BLK: 0 WP: 0 HR: 0 S: 22 P: 22 ERA: 3.60 WHIP: 0.600															<b>PITCHER</b>			
Al McBean, R ERA: 3.29 (6, 1)	2.0 WLS: 8 BF: 3 H: 3 R: 0 ER: 0 SO: 0 BB: 0 IBB: 0 HBP: 0 BLK: 0 WP: 0 HR: 0 S: 8 P: 8 ERA: 0.00 WHIP: 1.500																		
Roy Face, R ERA: 2.63 (8, 1)	1.0 WLS: 5 BF: 1 H: 1 R: 0 ER: 0 SO: 0 BB: 1 IBB: 0 HBP: 0 BLK: 0 WP: 0 HR: 0 S: 4 P: 4 ERA: 0.00 WHIP: 1.000																		

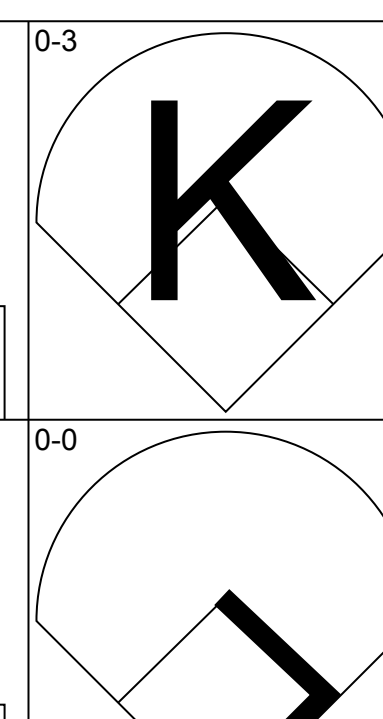
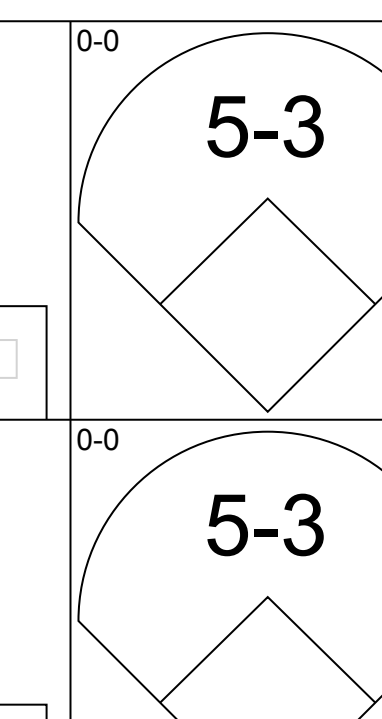
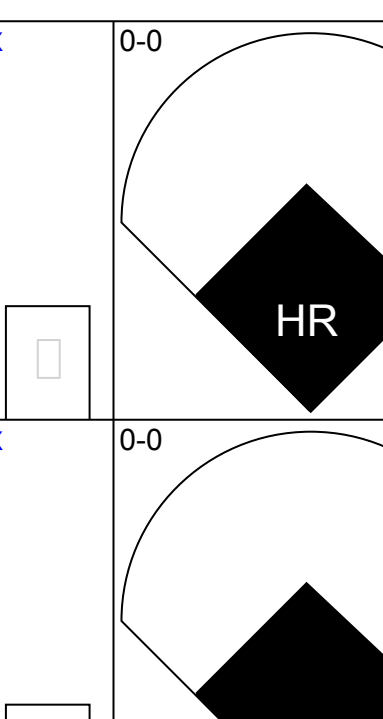
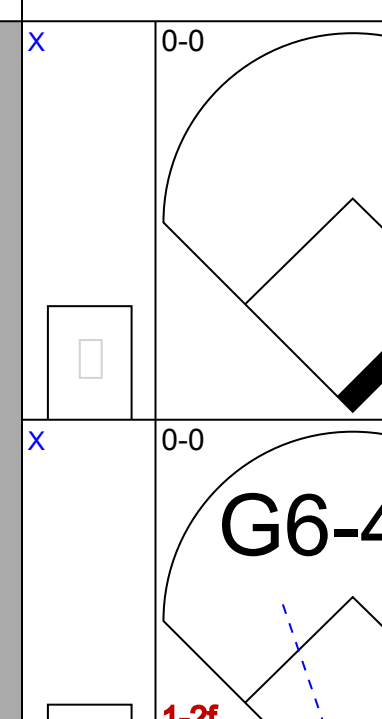
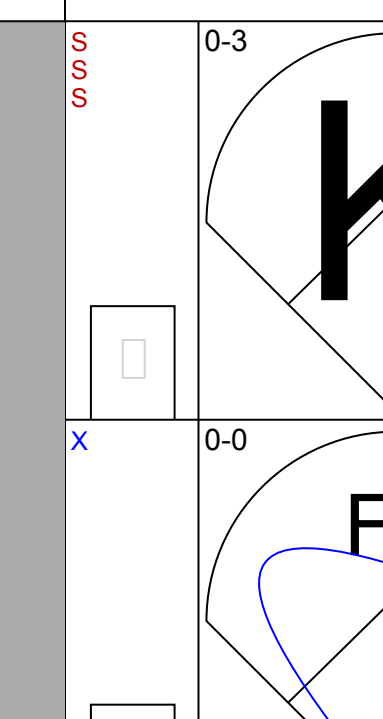
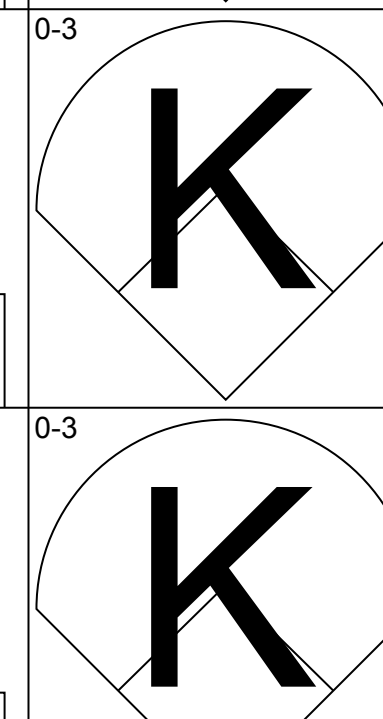

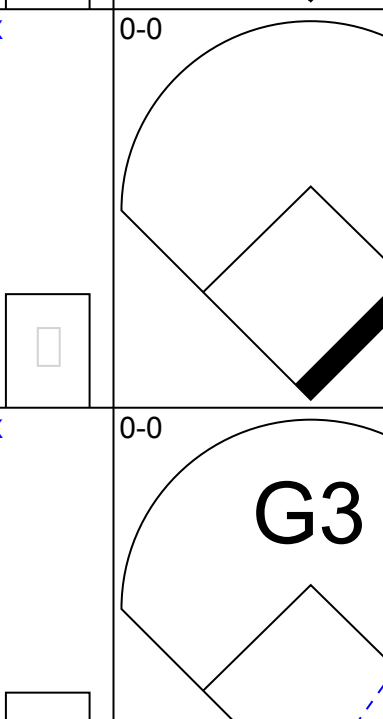

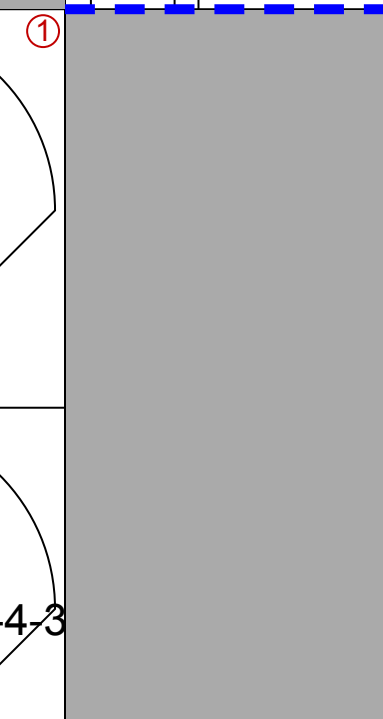

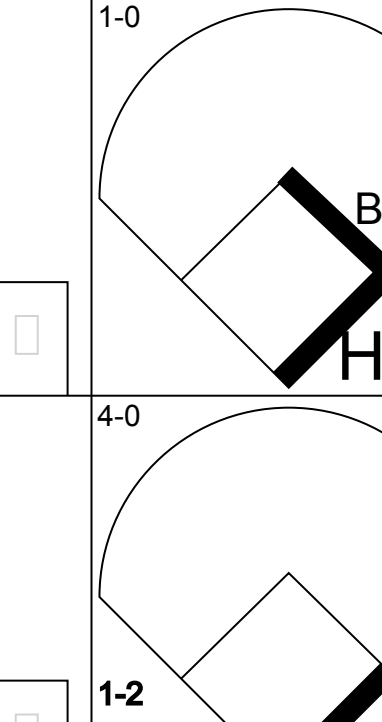

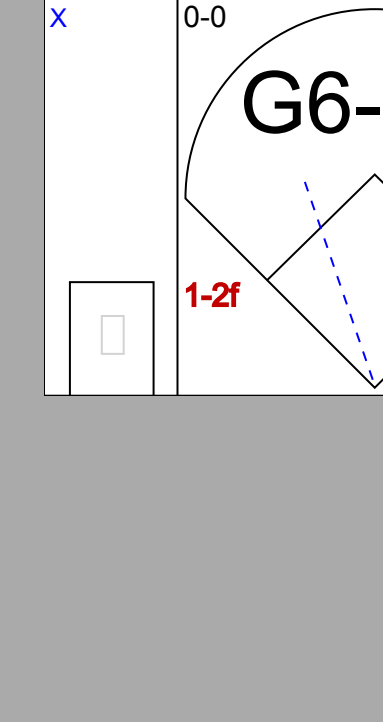


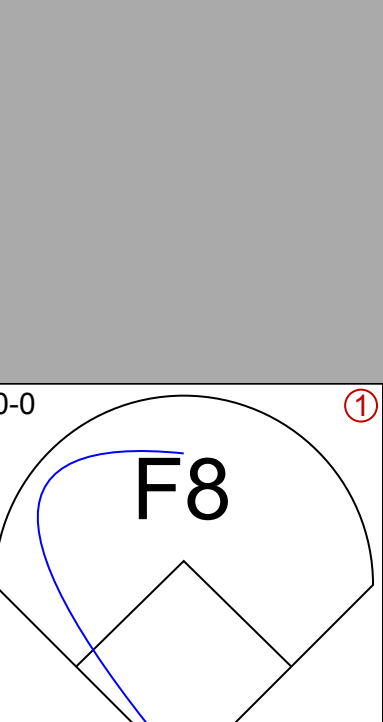

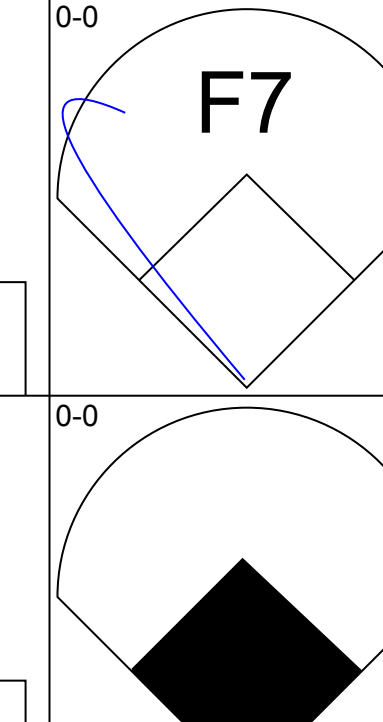
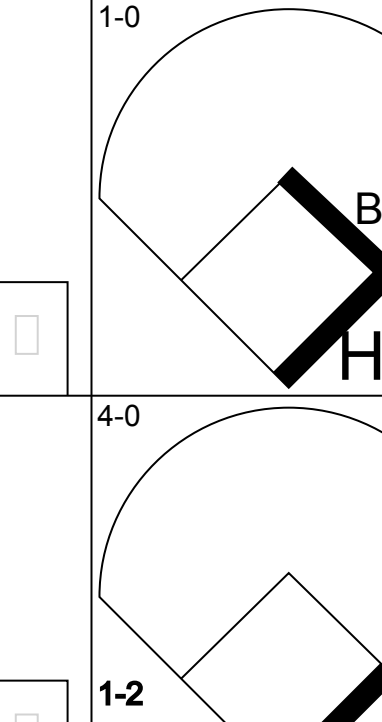
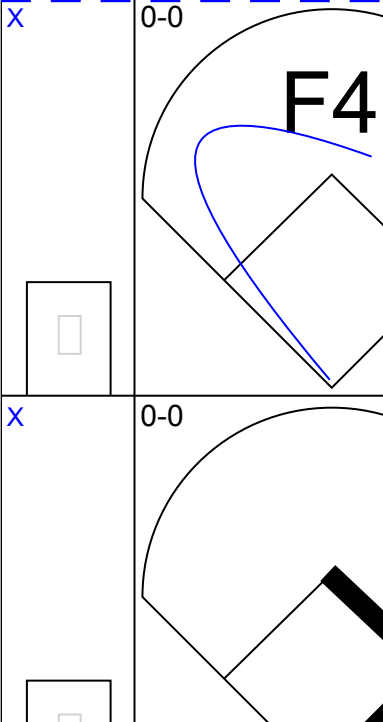
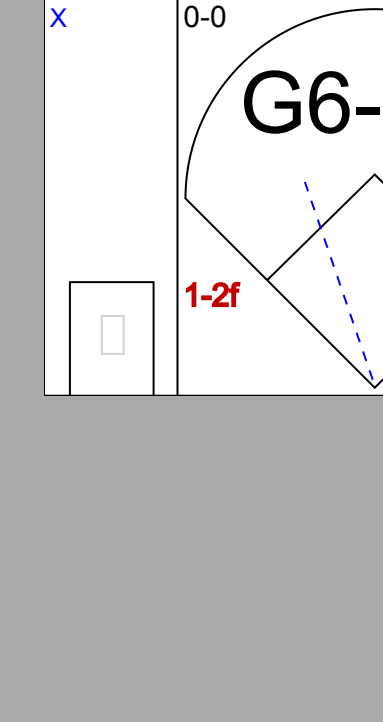
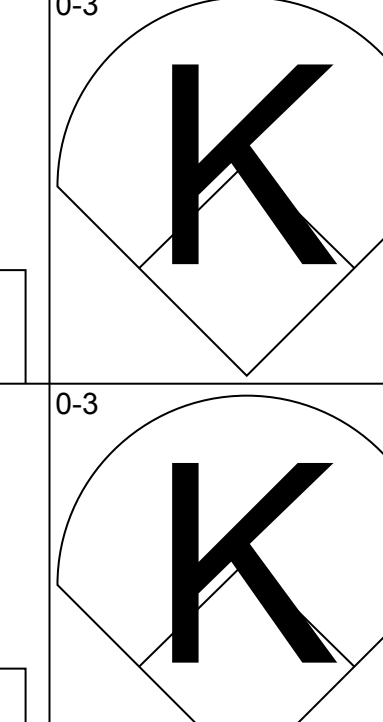

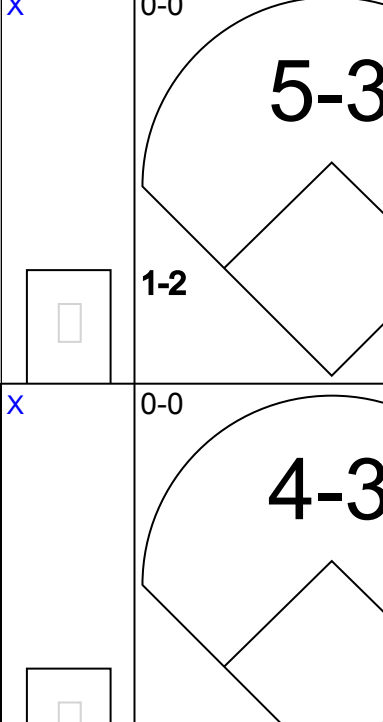
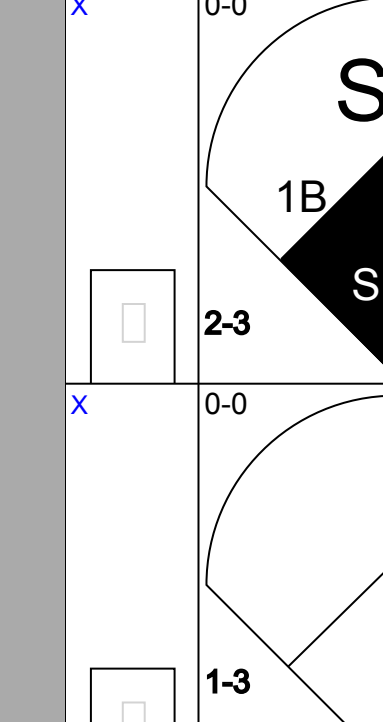

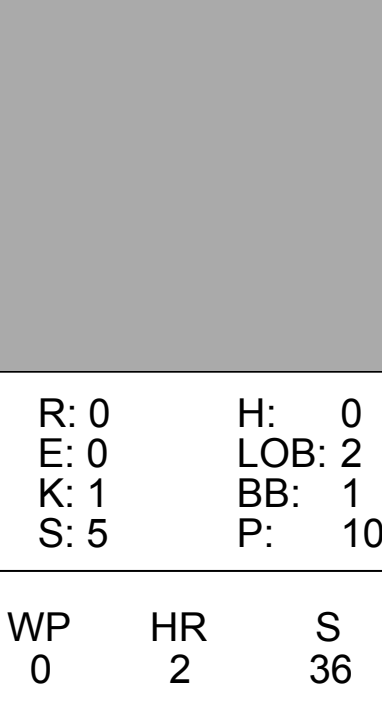
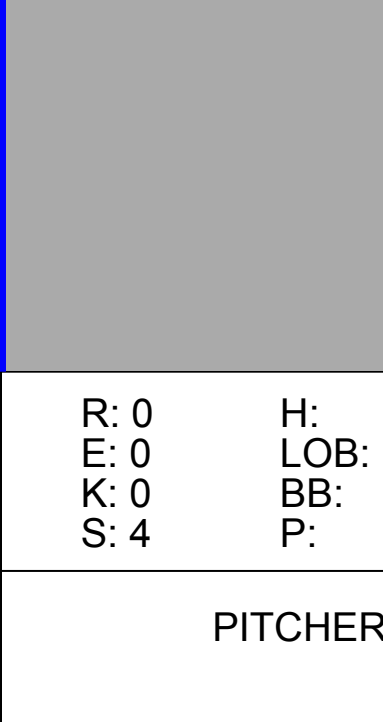
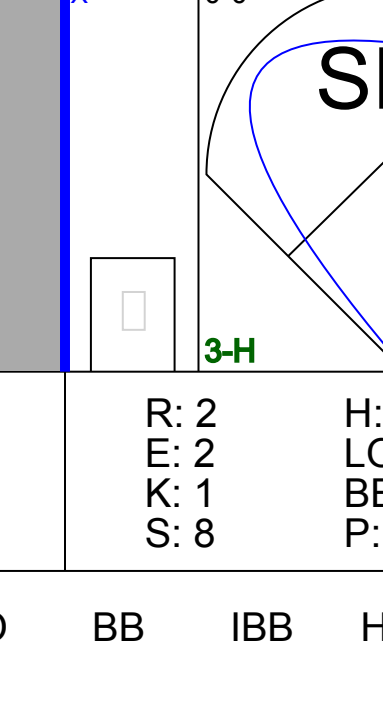
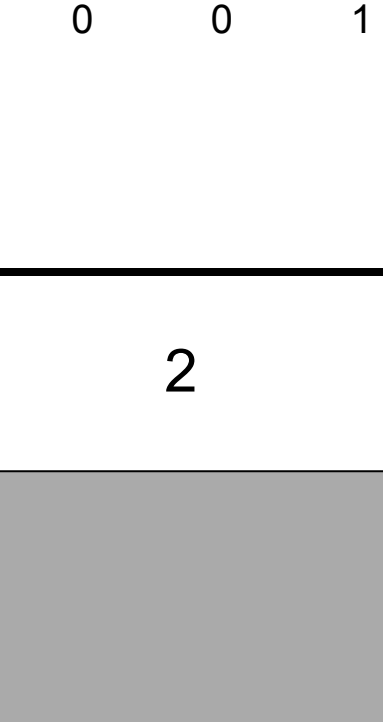
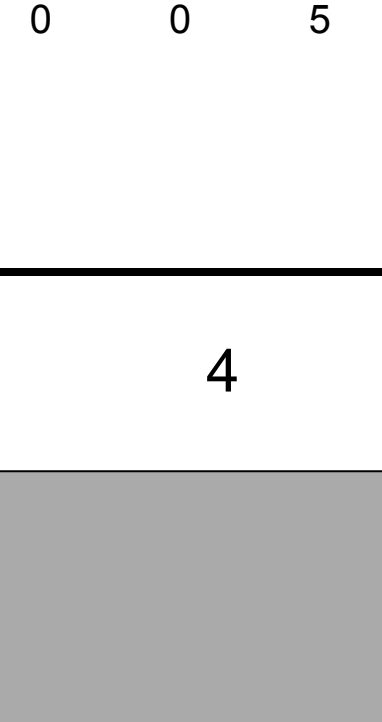
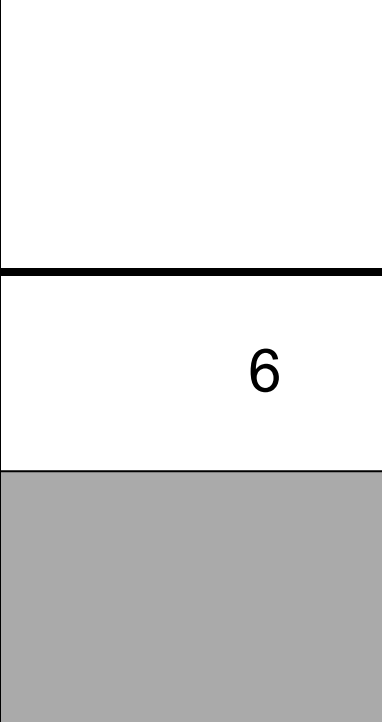
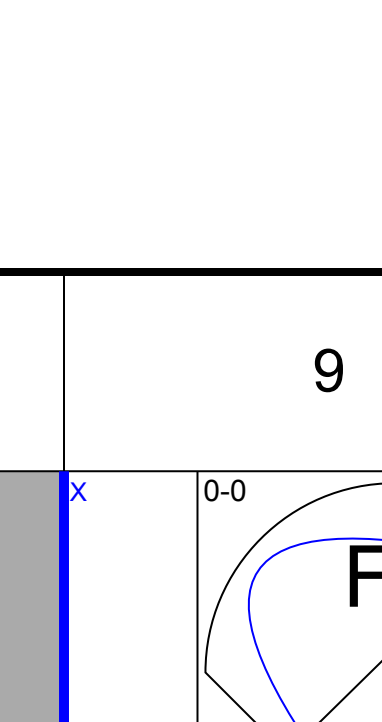

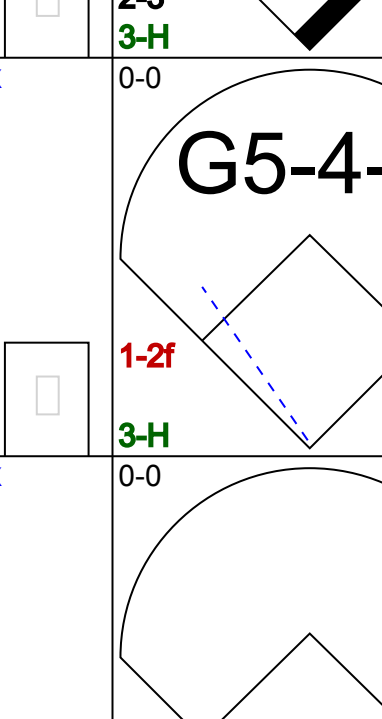


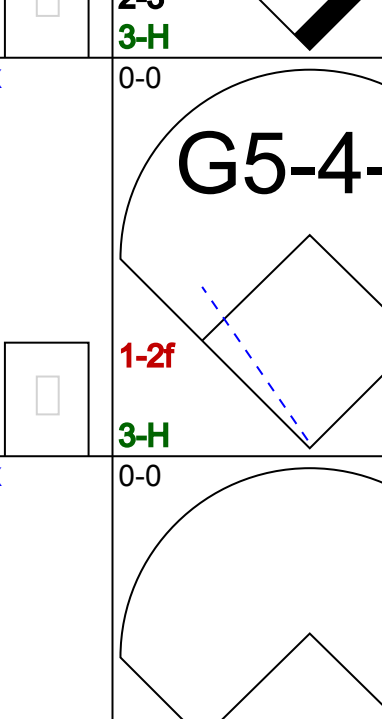
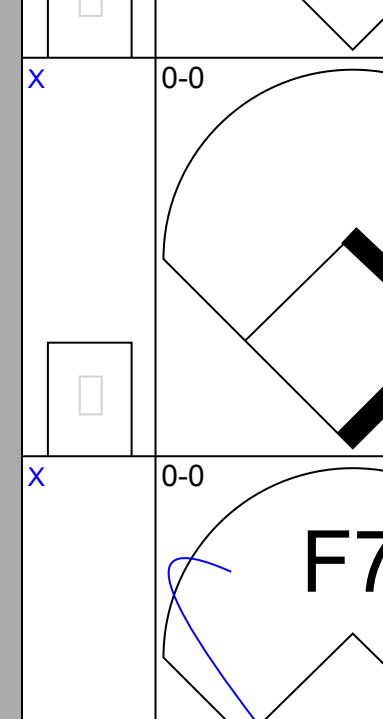
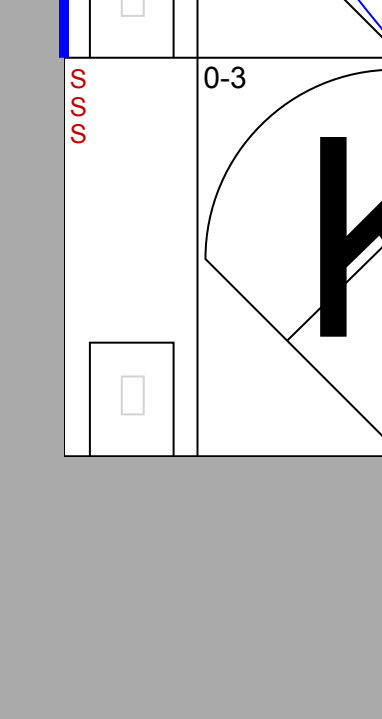


Batter	1	2	3	4	5	6	7	8	9	AB	R	H	RBI	BB	SO	LOB	TOP								
Matty Alou, L OBP: 0.374, SLG: 0.443 (1, 8)	F2		F8			4-3	K			3	0	0	0	0	0	0	<b>Pittsburgh Pirates @ San Francisco Giants</b> Candlestick Park, San Francisco, CA Tue Jul 26 1966, 6:33 AM EDT Att: 21,786 - Unknown								
Bob Bailey, R OBP: 0.333, SLG: 0.412 (7, PH)										1	0	0	0	0	1	2									
Billy O'Dell, S OBP: 0.167, SLG: 0.167 (7, 1)										0	0	0	0	0	0	0									
Pete Mikkelsen, R OBP: 0.273, SLG: 0.290 (7, 1)										0	0	0	0	0	0	0									
Bob Purkey, R (8, 1)										0	0	0	0	0	0	0									
Gene Alley, R OBP: 0.310, SLG: 0.393 (1, 6)	1-3 1B					E7 HR 1B	F8			4	1	2	0	0	0	2									
Roberto Clemente, R OBP: 0.370, SLG: 0.548 (1, 9)	1-3					E6 1B		K		4	1	1	2	0	1	1									
Willie Stargell, L OBP: 0.393, SLG: 0.615 (1, 7)	K					F6		F4		4	0	0	0	0	2	2									
Jose Pagan, R OBP: 0.296, SLG: 0.422 (1, 5)						F7		6-3		4	0	1	0	0	0	0									
Donn Clendenen, R OBP: 0.356, SLG: 0.513 (1, 3)						K				4	1	1	0	0	1	2									
Jim Pagliaroni, R OBP: 0.343, SLG: 0.401 (1, 2)										3	0	1	0	0	0	0									
Bill Mazerowski, R OBP: 0.305, SLG: 0.380 (1, 4)						G5-4-3 1B				4	0	1	1	0	1	2									
Steve Blass, R OBP: 0.206, SLG: 0.222 (3, PH)						K				0	0	0	0	0	0	0									
Jesse Gonder, L OBP: 0.207, SLG: 0.353 (3, 1)						G6-3				1	0	0	0	0	0	1									
Al McBean, L OBP: 0.111, SLG: 0.111 (7, PH)						G3				1	0	0	0	0	0	0									
Jerry Lynch, L OBP: 0.111, SLG: 0.111 (7, PH)										0	0	0	0	0	0	0									
Manny Mota, R OBP: 0.394, SLG: 0.508 (7, PH)										1	0	0	0	0	0	2									
Manny Mota, R OBP: 0.394, SLG: 0.508 (7, 8)										0	0	0	0	0	0	0									
<b>Inning Stats</b>	R: 0 E: 0 K: 1 S: 6	H: 1 LOB: 1 BB: 0 P: 6	R: 0 E: 0 K: 0 S: 3	H: 0 LOB: 0 BB: 0 P: 3	R: 0 E: 0 K: 1 S: 5	H: 0 LOB: 0 BB: 0 P: 5	R: 0 E: 1 K: 1 S: 7	H: 1 LOB: 2 BB: 0 P: 7	R: 0 E: 0 K: 0 S: 3	H: 1 LOB: 0 BB: 0 P: 3	R: 2 E: 1 K: 1 S: 7	H: 2 LOB: 0 BB: 0 P: 7	R: 1 E: 0 K: 1 S: 7	H: 2 LOB: 2 BB: 0 P: 8	R: 0 E: 0 K: 1 S: 5	H: 0 LOB: 0 BB: 0 P: 5	R: 0 E: 1 K: 0 S: 3	H: 0 LOB: 0 BB: 0 P: 3	1B: 6 2B: 0 3B: 0 HR: 1	SF: 0 SAC: 0 DP: 3 HBP: 1	WP: 1 PB: 0 SB: 0 CS: 0	PA: 35			
<b>PITCHER</b>	IP	WLS	BF	H	R	ER	SO	BB	IBB	HBP	BLK	WP	HR	S	P	ERA	WHIP								
Gaylord Perry, R ERA: 2.69 (1, 1)	6.0	W	26	7	3	3	4	0	0	1	0	1	1	33	34	4.50	1.167								
Bill Henry, L ERA: 1.5 (7, 1)	0.1		1	0	0	0	0	0	0	0	0	0	0	1	1	0.00	0.000								
Lindy McDaniel, R ERA: 3.18 (7, 1)	2.2	S	8	0	0	0	2	0	0	0	0	0	0	12	12	0.00	0.000								

Batter	1	2	3	4	5	6	7	8	9	AB	R	H	RBI	BB	SO	LOB	BOTTOM								
Tito Fuentes, S OBP: 0.287, SLG: 0.344 (1, 6)	F7					5-3		F2		5	1	2	1	0	0	1	<b>Pittsburgh Pirates @ San Francisco Giants</b> Candlestick Park, San Francisco, CA Tue Jul 26 1966, 6:33 AM EDT Att: 21,786 - Unknown								
Jim Davenport, R OBP: 0.317, SLG: 0.408 (1, 5)	F7	2H 2B						F8		5	1	1	0	0	0	3									
Willie Mays, R OBP: 0.356, SLG: 0.546 (1, 8)	HR BB									2	2	0	0	2	0	0									
Willie McCovey, L OBP: 0.380, SLG: 0.553 (1, 3)	HR BB									2	1	0	0	2	0	1									
Jim Ray Hart, R OBP: 0.344, SLG: 0.497 (1, 7)	HR									3	1	1	4	0	0	0									
Tom Haller, L OBP: 0.307, SLG: 0.466 (1, 2)	K									4	0	1	1	0	1	0									
Ollie Brown, R OBP: 0.276, SLG: 0.276 (1, 9)										4	1	1	0	0	2	2									
Hal Lanier, R OBP: 0.240, SLG: 0.269 (1, 4)										4	1	3	1	0	0	0									
Gaylord Perry, R OBP: 0.245, SLG: 0.265 (7, 1)										3	0	1	0	0	1	1									
Bill Henry, L ERA: 2.87 (7, 1)										0	0	0	0	0	0	0									
Lindy McDaniel, R OBP: 0.100, SLG: 0.100 (7, 1)										0	0	0	0	0	0	0									
<b>Inning Stats</b>	R: 3 E: 0 K: 1 S: 6	H: 1 LOB: 0 BB: 2 P: 14	R: 1 E: 0 K: 2 S: 9	H: 2 LOB: 1 BB: 0 P: 9	R: 0 E: 0 K: 0 S: 3	H: 0 LOB: 0 BB: 0 P: 3	R: 0 E: 0 K: 0 S: 3	H: 0 LOB: 0 BB: 0 P: 3	R: 1 E: 1 K: 0 S: 5	H: 1 LOB: 1 BB: 0 P: 5	R: 1 E: 0 K: 0 S: 5	H: 3 LOB: 2 BB: 0 P: 5	R: 2 E: 0 K: 1 S: 7	H: 2 LOB: 2 BB: 2 P: 15	R: 0 E: 0 K: 0 S: 4	H: 1 LOB: 1 BB: 0 P: 4	R: 0 E: 0 K: 0 S: 4	H: 0 LOB: 0 BB: 0 P: 4	1B: 6 2B: 3 3B: 0 HR: 1	SF: 1 SAC: 1 DP: 0 HBP: 0	WP: 0 PB: 0 SB: 0 CS: 0	PA: 38			
<b>PITCHER</b>	IP	WLS	BF	H	R	ER	SO	BB	IBB	HBP	BLK	WP	HR	S	P	ERA	WHIP								
Steve Blass, R ERA: 3.73 (3, 1)	4.0	L	16	4	2	1	0	0	0	0	0	0	0	16	16	2.25	1.000								
Al McBean, R ERA: 3.22 (7, 1)	0.1		4	1	2	2	0	2	0	0	0	0	0	2	10	54.00	9.000								
Pete Mikkelsen, R ERA: 3.47 (7, 1)	0.2		3	1	0	0	1	0	0	0	0	0	0	5	5	0.00	1.500								
Bob Purkey, R ERA: 1.37 (8, 1)	1.0		4	1	0	0	0	0	0	0	0	0	0	4	4	0.00	1.000								

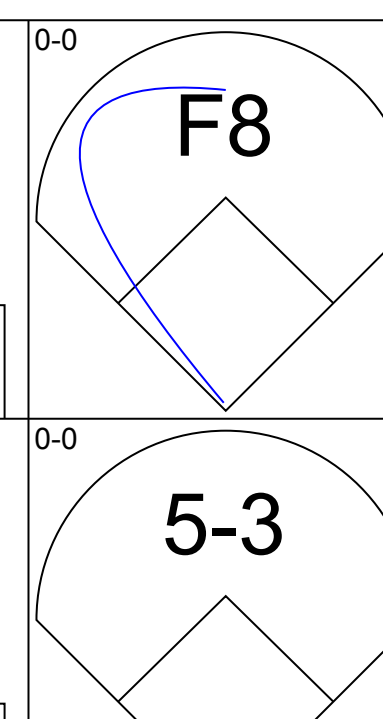
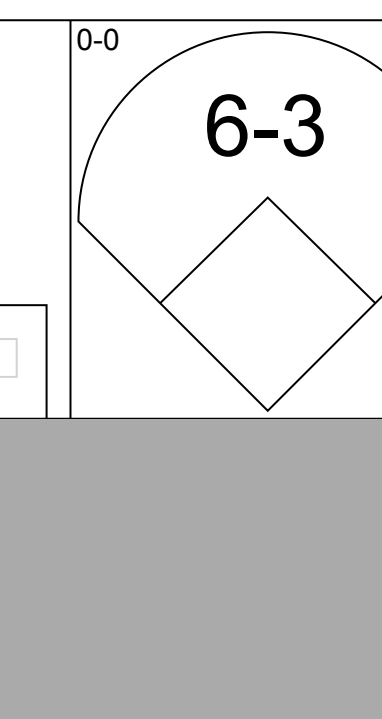
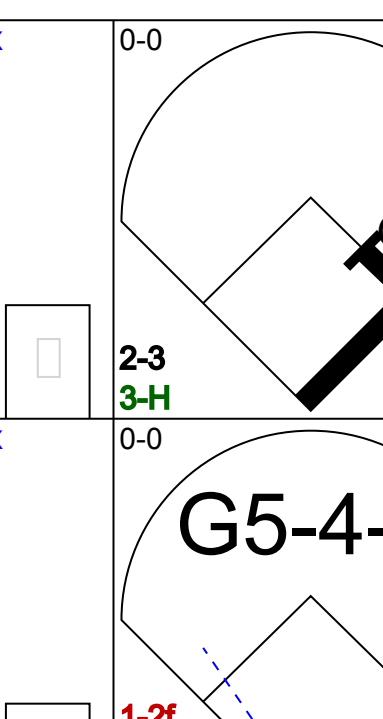
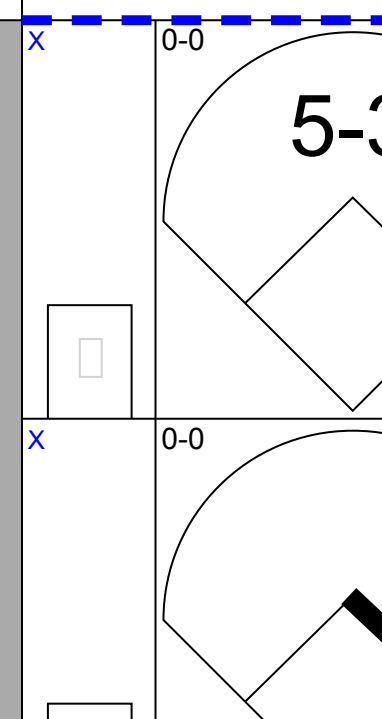
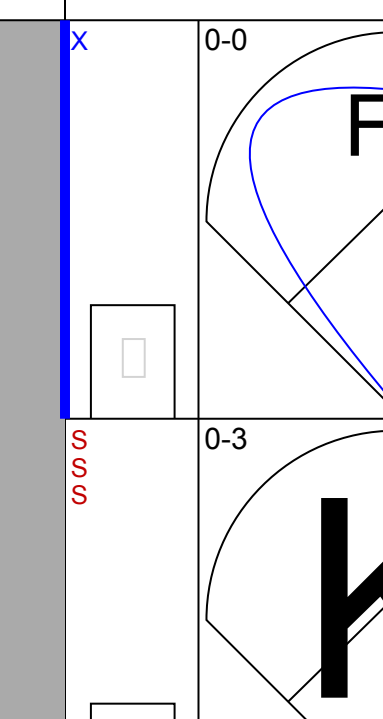
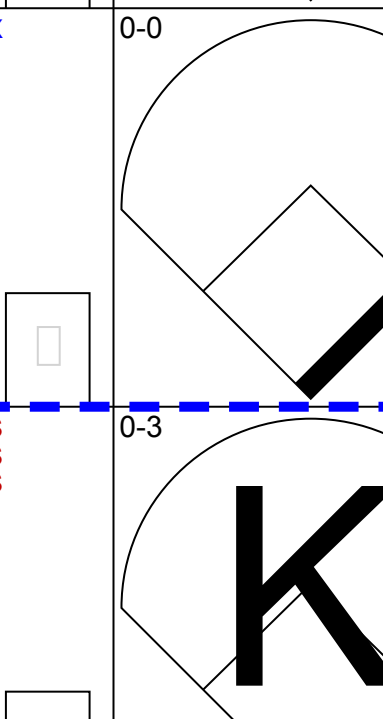


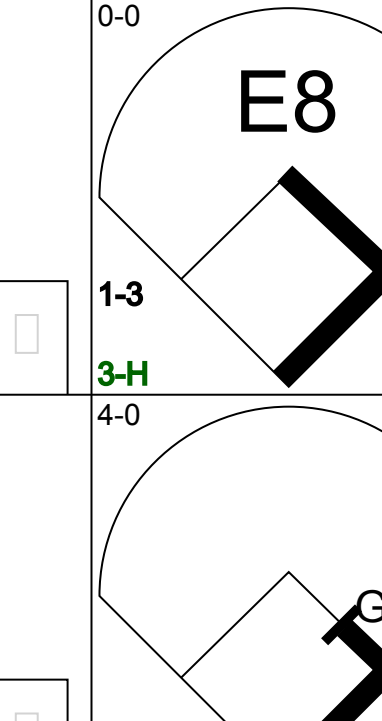

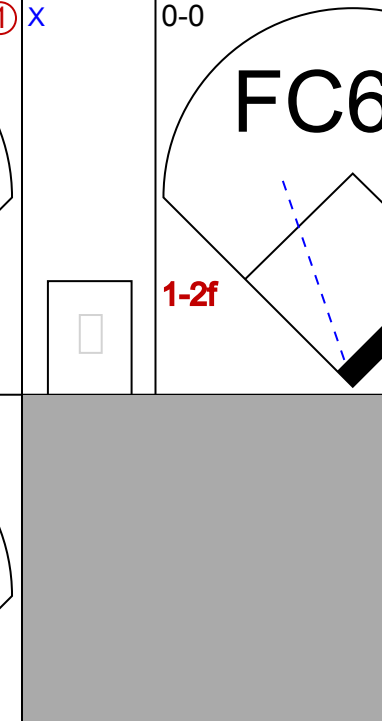
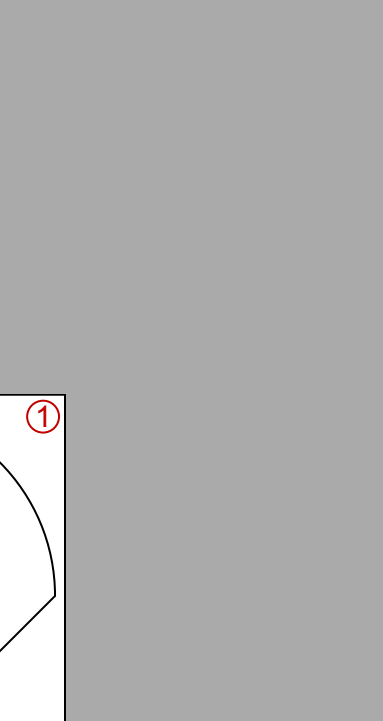

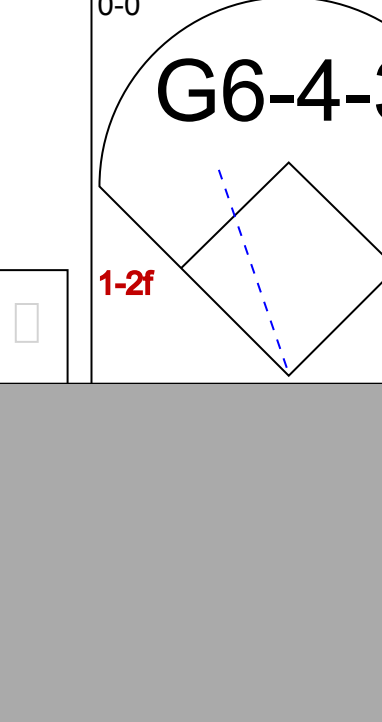
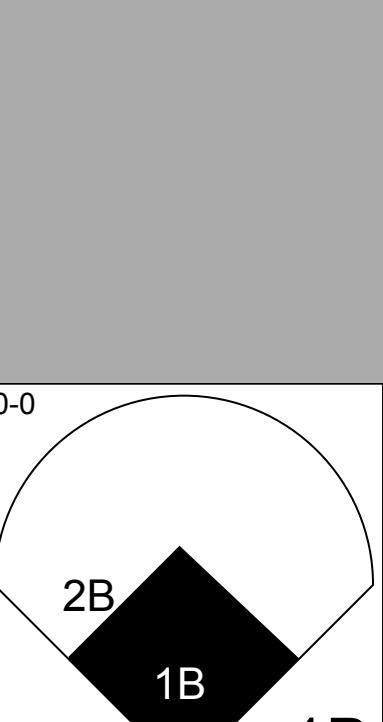

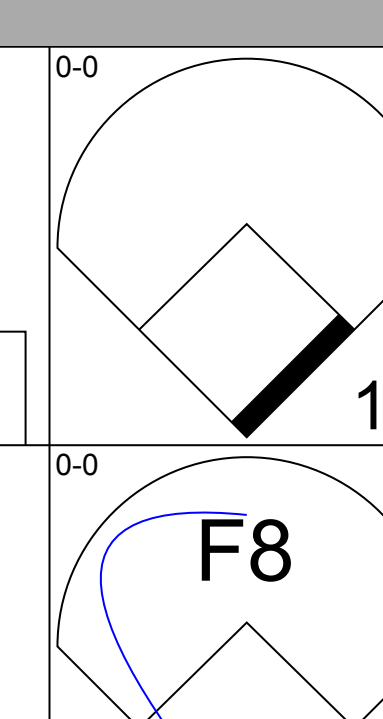
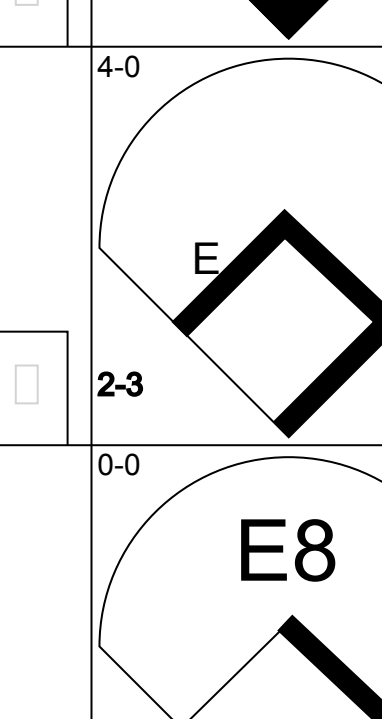
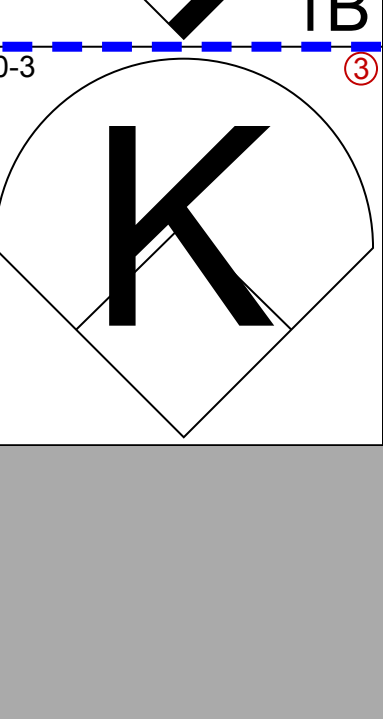
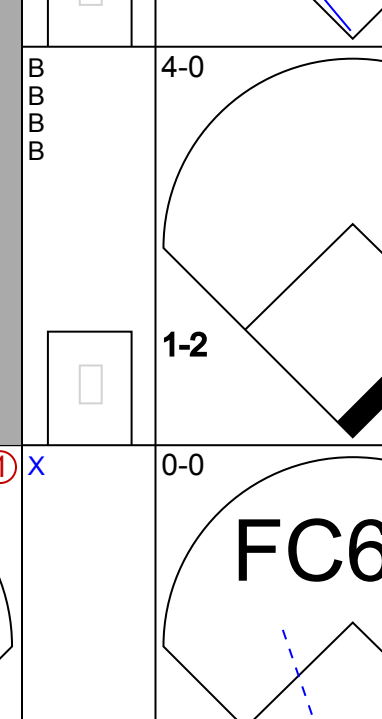
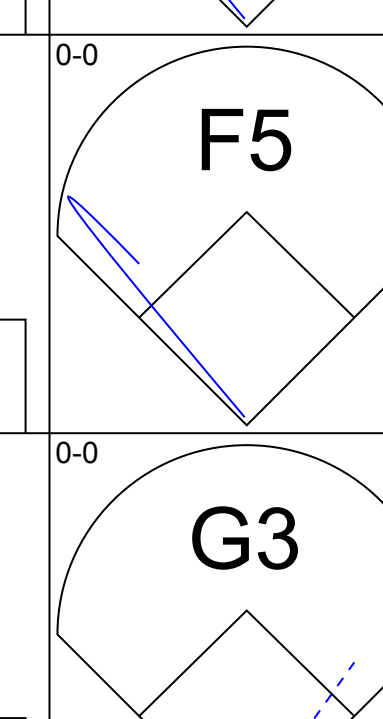
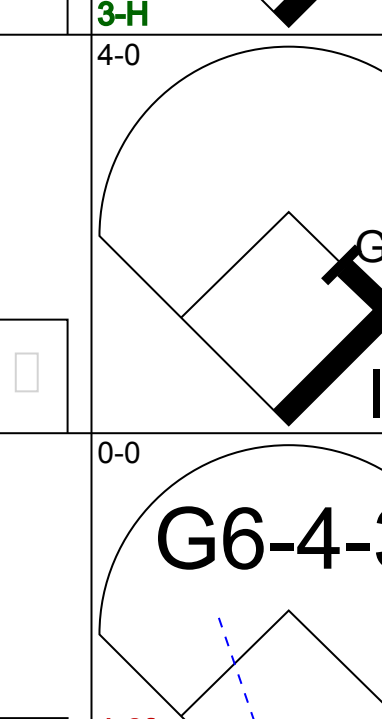


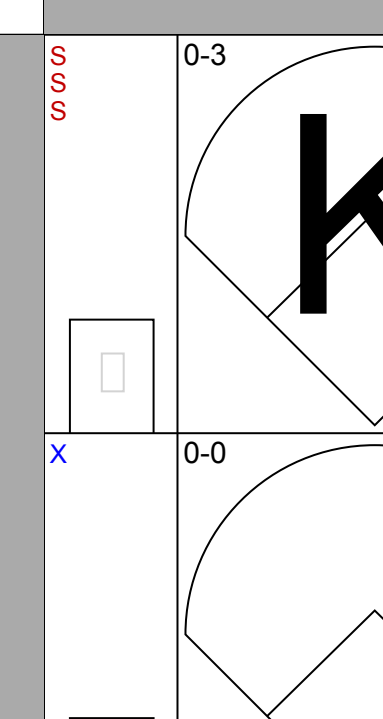


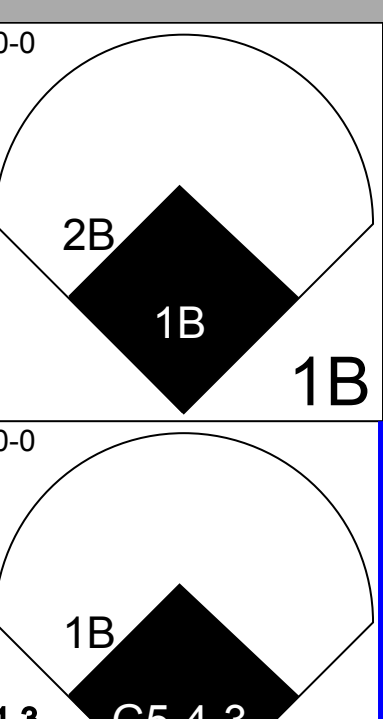

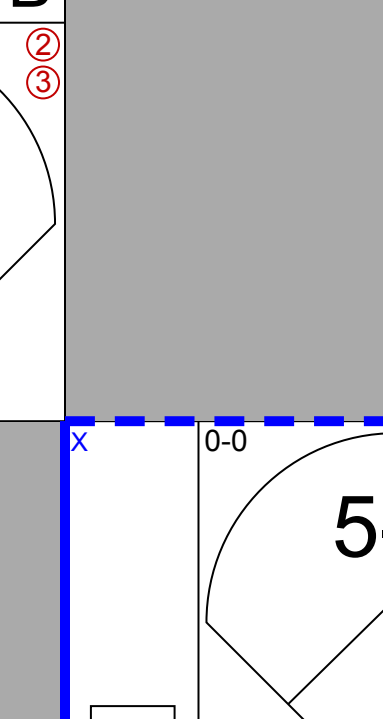
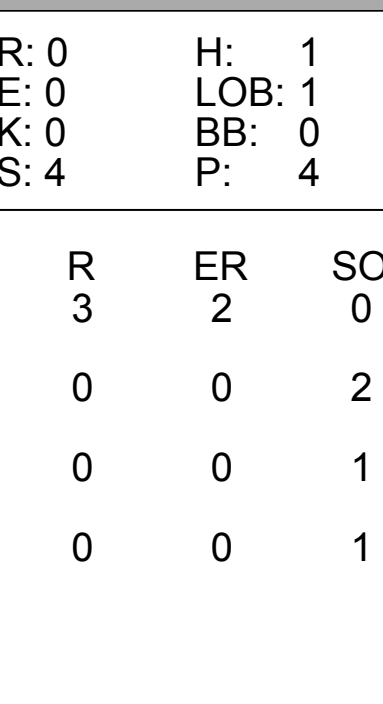
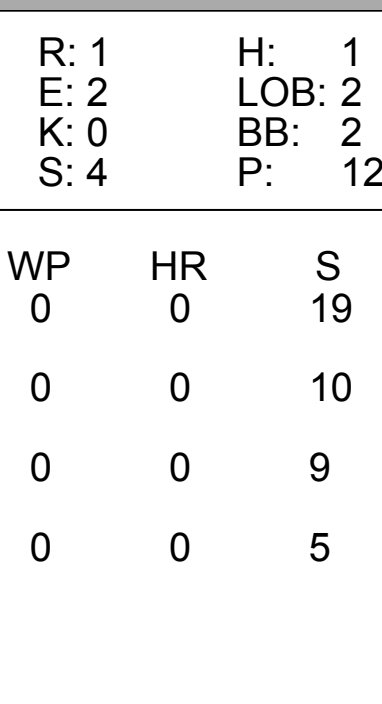
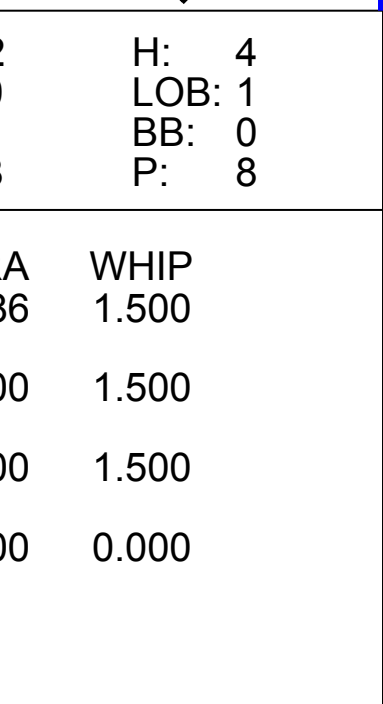
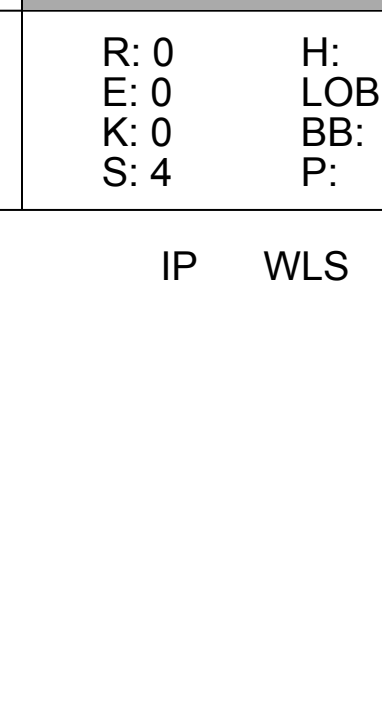
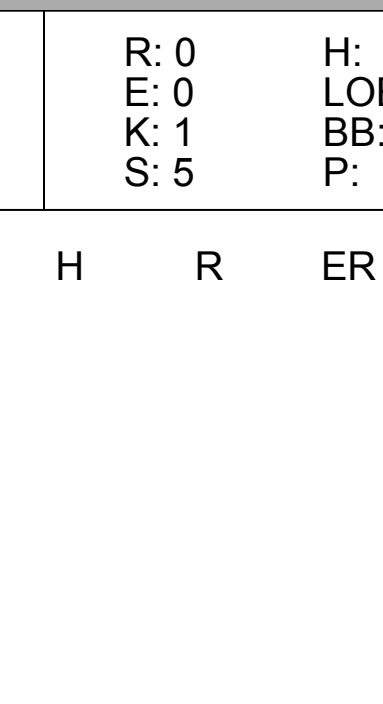
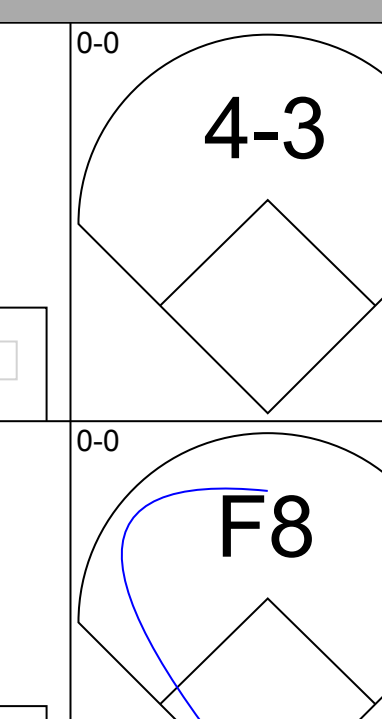
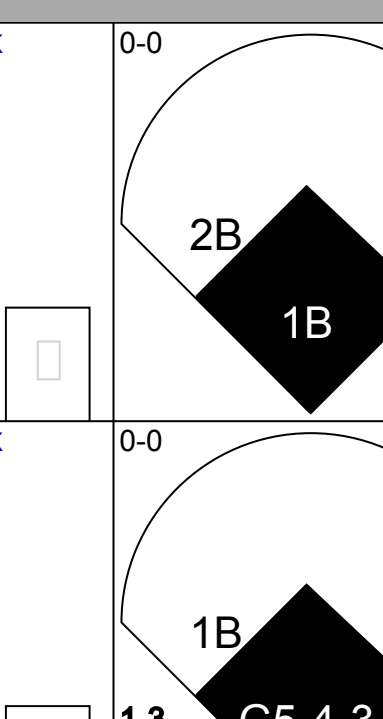

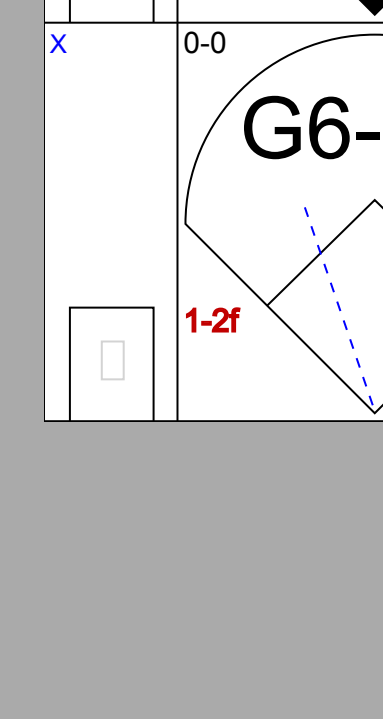
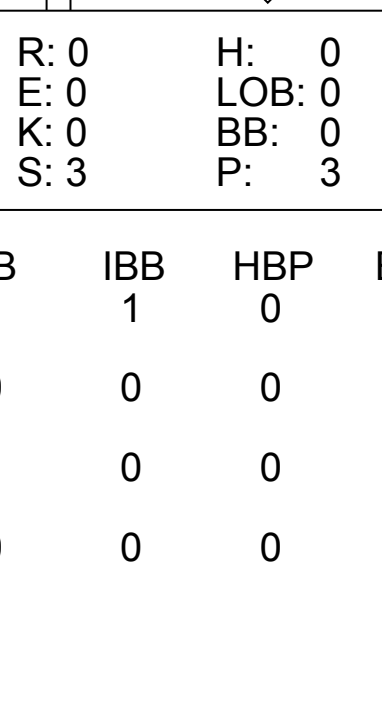
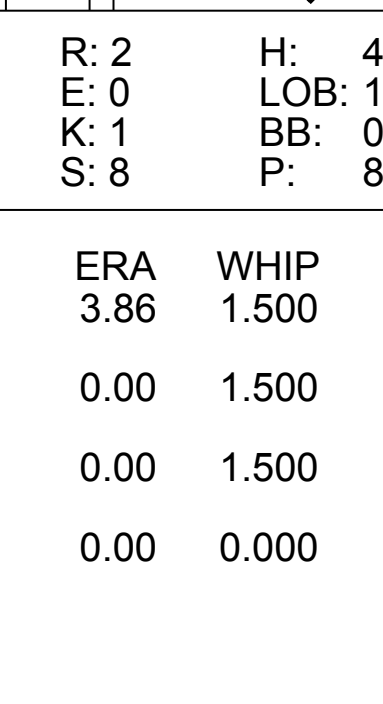
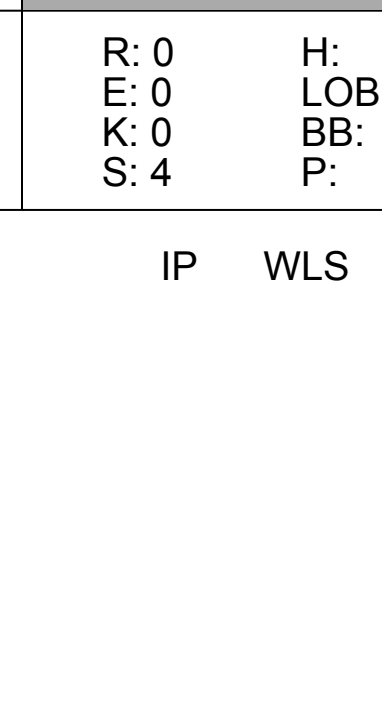
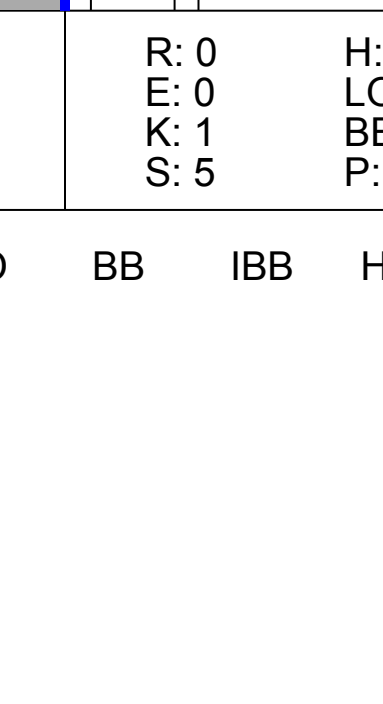
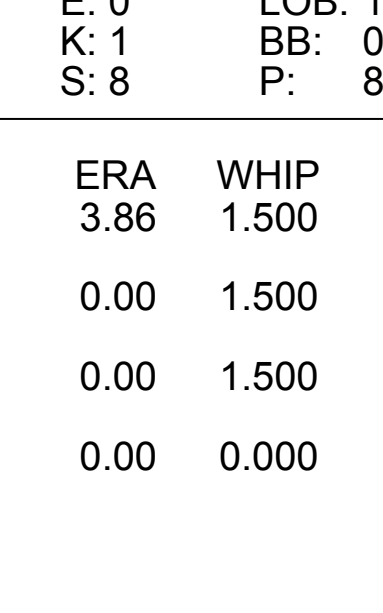




Batter	1	2	3	4	5	6	7	8	9	AB	R	H	RBI	BB	SO	LOB	TOP															
Matty Alou, L OBP: 0.374, SLG: 0.446 (1, 8)					 2B		 1B			5	1	2	0	0	2	1	<b>Pittsburgh Pirates @ San Francisco Giants</b> Candlestick Park, San Francisco, CA Wed Jul 27 1966, 6:33 AM EDT Att: 22,154 - Unknown															
Gene Alley, R OBP: 0.311, SLG: 0.405 (1, 6)					 2H		 1-2			5	1	2	2	0	0	2																
Roberto Clemente, R OBP: 0.369, SLG: 0.545 (1, 9)										4	0	1	0	0	0	1																
Willie Stargell, L OBP: 0.392, SLG: 0.611 (1, 7)								 1B		4	0	1	0	0	0	1																
Jose Pagan, R OBP: 0.296, SLG: 0.418 (1, 5)				 HBP				 1-2		3	0	0	0	0	0	1																
Donn Clendenon, R OBP: 0.363, SLG: 0.527 (1, 3)				 BB		 1B			 SH 1B	3	2	3	1	1	0	0																
Jim Pagliaroni, R OBP: 0.340, SLG: 0.396 (9, PR)									 1B SF8	3	0	0	0	0	2	3																
Gene Michael, S OBP: 0.125, SLG: 0.188 (9, 2)									 1B SF8	0	1	0	0	0	0	0																
Jerry May, R OBP: 0.261, SLG: 0.276 (9, 2)										0	0	0	0	0	0	0																
Bill Mazerowski, R OBP: 0.304, SLG: 0.378 (1, 4)										4	0	1	1	0	1	1																
Tommie Sisk, R OBP: 0.285, SLG: 0.143 (5, 1)										2	0	0	0	0	0	2																
Billy O'Dell, L OBP: 0.167, SLG: 0.167 (7, PH)									 SF8	0	0	0	0	0	0	0																
Jerry Lynch, R OBP: 0.167, SLG: 0.167 (7, PH)										0	0	0	0	0	0	0																
Pete Mikkelsen, R OBP: 0.167, SLG: 0.167 (7, 1)										0	0	0	0	0	0	0																
Manny Mota, R OBP: 0.343, SLG: 0.506 (9, PH)										0	0	0	1	0	0	0																
Roy Face, R OBP: 0.343, SLG: 0.506 (9, 1)										0	0	0	0	0	0	0																
<b>Inning Stats</b>	R: 0 E: 0 K: 3 S: 10	H: 1 LOB: 1 BB: 0 P: 10	R: 1 E: 0 K: 2 S: 8	H: 1 LOB: 0 BB: 0 P: 8	R: 0 E: 0 K: 1 S: 5	H: 0 LOB: 0 BB: 0 P: 5	R: 0 E: 0 K: 1 S: 5	H: 0 LOB: 2 BB: 1 P: 10	R: 2 E: 0 K: 1 S: 8	H: 3 LOB: 1 BB: 0 P: 8	R: 0 E: 0 K: 0 S: 4	H: 1 LOB: 1 BB: 0 P: 4	R: 0 E: 0 K: 0 S: 3	H: 1 LOB: 0 BB: 0 P: 3	R: 0 E: 0 K: 0 S: 3	H: 1 LOB: 0 BB: 0 P: 3	R: 2 E: 2 K: 1 S: 8	H: 2 LOB: 1 BB: 0 P: 8	1B: 6 2B: 2 3B: 0 HR: 2	SF: 1 SAC: 1 DP: 2 HBP: 1	WP: 0 PB: 0 CS: 0	PA: 38										
<b>PITCHER</b>	IP WLS BF H R ER SO BB IBB HBP BLK WP HR S P ERA WHIP																															
Bobby Bolin, R ERA: 3.34 (1, 1)	5.0	22	5	3	3	8	1	0	1	0	0	2	36	41	5.40	1.200																
Frank Linzy, R ERA: 2.52 (6, 1)	3.0	L	13	5	2	1	0	0	0	0	0	0	13	13	3.00	1.667																
Lindy McDaniel, R ERA: 3.13 (9, 1)	1.0	S	3	0	0	0	1	0	0	0	0	0	5	5	0.00	0.000																

AB	34
R	5
H	10
RBI	5
BB	1
SO	9
LOB	11



Batter	1	2	3	4	5	6	7	8	9	AB	R	H	RBI	BB	SO	LOB	BOTTOM														
Tito Fuentes, S OBP: 0.286, SLG: 0.343 (1, 6)					 1B					4	0	1	1	0	0	0	<b>Pittsburgh Pirates @ San Francisco Giants</b> Candlestick Park, San Francisco, CA Wed Jul 27 1966, 6:33 AM EDT Att: 22,154 - Unknown														
Len Gabrielson, L OBP: 0.277, SLG: 0.295 (9, PH)					 3H					1	0	0	0	0	0																
Jim Davenport, R OBP: 0.315, SLG: 0.403 (1, 5)							 1B			5	0	1	0	0	1	1															
Willie Mays, R OBP: 0.355, SLG: 0.543 (1, 8)				 E						4	1	1	0	0	0	1															
Willie McCovey, L OBP: 0.385, SLG: 0.553 (1, 3)				 BB			 BB			2	0	1	0	2	1	1															
Jim Ray Hart, R OBP: 0.343, SLG: 0.494 (1, 7)				 1-3 3H					 1-2	4	0	1	1	0	0	3															
Tom Haller, L OBP: 0.310, SLG: 0.465 (1, 2)				 IBB						3	0	1	0	1	1	1															
Ollie Brown, R OBP: 0.276, SLG: 0.276 (1, 9)				 1-2					 1B	4	0	1	0	0	0	5															
Hal Lanier, R OBP: 0.243, SLG: 0.272 (1, 4)					 1B		 1B		 1-2	4	1	2	0	0	0	1															
Bobby Bolin, R OBP: 0.262, SLG: 0.216 (1, 1)					 G5-4-3					1	0	0	0	0	0	0															
Bob Burda, L OBP: 0.167, SLG: 0.250 (5, PH)					 1-3					1	1	1	0	0	0	0															
Frank Linzy, R OBP: 0.188, SLG: 0.313 (6, 1)										1	0	0	0	0	1	2															
Lindy McDaniel, R OBP: 0.100, SLG: 0.100 (9, 1)										0	0	0	0	0	0	0															
Cap Peterson, R OBP: 0.314, SLG: 0.357 (9, PH)										1	0	0	0	0	0	0															
<b>Inning Stats</b>	R: 0 E: 0 K: 0 S: 3	H: 0 LOB: 0 BB: 0 P: 3	R: 0 E: 0 K: 0 S: 4	H: 1 LOB: 1 BB: 0 P: 4	R: 0 E: 0 K: 0 S: 3	H: 0 LOB: 0 BB: 0 P: 3	R: 1 E: 2 K: 0 S: 4	H: 1 LOB: 2 BB: 2 P: 12	R: 2 E: 0 K: 1 S: 8	H: 4 LOB: 1 BB: 0 P: 8	R: 0 E: 0 K: 1 S: 7	H: 2 LOB: 2 BB: 0 P: 7	R: 0 E: 0 K: 0 S: 4	H: 1 LOB: 1 BB: 1 P: 8	R: 0 E: 0 K: 1 S: 5	H: 1 LOB: 0 BB: 0 P: 5	R: 0 E: 0 K: 1 S: 5	H: 0 LOB: 0 BB: 0 P: 5	1B: 9 2B: 1 3B: 0 HR: 0	SF: 0 SAC: 0 DP: 3 HBP: 0	WP: 0 PB: 0 CS: 0	PA: 38									
<b>PITCHER</b>	IP WLS BF H R ER SO BB IBB HBP BLK WP HR S P ERA WHIP																														
Tommie Sisk, R ERA: 4.63 (1, 1)	4.2	21	6	3	2	0	0	0	0	0	0	10	10	0.00	1.500																
Billy O'Dell, L ERA: 2.81 (5, 1)	1.1	6	2	0	0	2	0	0	0	0	0	10	10	0.00	1.500																
Pete Mikkelsen, R ERA: 3.38 (7, 1)	2.0	W	8	2	0	0	1	1	0	0	0	9	13	0.00	1.500																
Roy Face, R ERA: 2.57 (9, 1)	1.0	S	3	0	0	0	1	0	0	0	0	5	5	0.00	0.000																

AB	35
R	3
H	10
RBI	2
BB	3
SO	4
LOB	15





Batter	1	2	3	4	5	6	7	8	9	AB	R	H	RBI	BB	SO	LOB	TOP					
<b>Tito Fuentes, S</b> OBP: 0.292, SLG: 0.345 (1, 6)										4	1	2	0	0	0	3	<b>San Francisco Giants @ Atlanta Braves</b> Atlanta Stadium, Atlanta, GA Fri Jul 29 1966, 7:05 PM EDT Att: 31,069 - Unknown					
<b>Jim Davenport, R</b> OBP: 0.306, SLG: 0.394 (1, 5)										5	0	0	0	0	0	5						
<b>Willie Mays, R</b> OBP: 0.358, SLG: 0.551 (1, 8)										4	2	2	1	1	0	0						
<b>Willie McCovey, L</b> OBP: 0.382, SLG: 0.545 (1, 3)										4	0	0	0	1	3	4						
<b>Jim Ray Hart, R</b> OBP: 0.347, SLG: 0.499 (1, 7)										5	0	3	2	0	1	2						
<b>Tom Haller, L</b> OBP: 0.314, SLG: 0.475 (1, 2)										4	2	2	1	1	0	3						
<b>Ollie Brown, R</b> OBP: 0.278, SLG: 0.291 (1, 9)										5	1	2	2	0	0	2						
<b>Hal Lanier, R</b> OBP: 0.241, SLG: 0.269 (1, 4)										3	0	0	0	0	0	1						
<b>Ozzie Virgil, R</b> OBP: 0.292, SLG: 0.435 (9, PH)										1	0	0	0	0	0	2						
<b>Ron Herbel, R</b> OBP: 0.057, SLG: 0.029 (1, 1)										1	0	0	0	0	1	0						
<b>Lindy McDaniel, R</b> OBP: 0.091, SLG: 0.091 (3, 1)										1	0	0	0	0	1	0						
<b>Bob Burda, L</b> OBP: 0.231, SLG: 0.250 (6, PH)										0	0	0	0	1	0	0						
<b>Don Mason, L</b> OBP: 0.095, SLG: 0.238 (8, PR)										0	0	0	0	0	0	0						
<b>Frank Linzy, R</b> OBP: 0.186, SLG: 0.313 (8, 1)										0	0	0	0	0	0	0						
<b>Inning Stats</b>	R: 2 E: 1 K: 1 S: 8	H: 3 LOB: 1 BB: 0 P: 8	R: 0 E: 0 K: 1 S: 5	H: 0 LOB: 0 BB: 0 P: 5	R: 0 E: 0 K: 2 S: 8	H: 1 LOB: 2 BB: 1 P: 12	R: 2 E: 0 K: 1 S: 6	H: 1 LOB: 1 BB: 1 P: 11	R: 0 E: 0 K: 0 S: 3	H: 0 LOB: 0 BB: 0 P: 3	R: 1 E: 1 K: 0 S: 5	H: 1 LOB: 1 BB: 0 P: 5	R: 0 E: 0 K: 0 S: 4	H: 1 LOB: 2 BB: 1 P: 8	R: 0 E: 0 K: 0 S: 4	H: 1 LOB: 2 BB: 1 P: 8	R: 1 E: 0 K: 1 S: 8	H: 3 LOB: 2 BB: 0 P: 8	1B: 7 2B: 1 3B: 0 HR: 3	SF: 0 SAC: 2 DP: 0 HBP: 1	WP: 1 PB: 0 SB: 0 CS: 0	PA: 44
<b>PITCHER</b>	IP	WLS	BF	H	R	ER	SO	BB	IBB	HBP	BLK	WP	HR	S	P	ERA	WHIP					
<b>Tony Cloninger, R</b> ERA: 4.65	(1, 1)	7.0	33	7	5	4	5	3	0	1	0	1	2	39	52	5.14	1.429					
<b>Jay Ritchie, R</b> ERA: 2.25	(8, 1)	1.0	6	2	1	1	0	1	0	0	0	0	1	5	9	9.00	3.000					
<b>Dick Kelley, L</b> ERA: 12.0	(9, 1)	0.1	1	0	0	0	1	0	0	0	0	0	0	3	3	0.00	0.000					
<b>Ted Abernathy, R</b> ERA: 4.71	(9, 1)	0.2	W	4	2	0	0	0	0	0	0	0	0	4	4	0.00	3.000					

Batter	1	2	3	4	5	6	7	8	9	AB	R	H	RBI	BB	SO	LOB	BOTTOM					
<b>Felipe Alou, R</b> OBP: 0.351, SLG: 0.536 (1, 3)										4	1	2	0	1	0	1	<b>San Francisco Giants @ Atlanta Braves</b> Atlanta Stadium, Atlanta, GA Fri Jul 29 1966, 7:05 PM EDT Att: 31,069 - Unknown					
<b>Mack Jones, L</b> OBP: 0.328, SLG: 0.476 (1, 8)										5	0	1	0	0	1	2						
<b>Hank Aaron, R</b> OBP: 0.370, SLG: 0.573 (1, 9)										5	1	3	1	0	0	2						
<b>Joe Torre, R</b> OBP: 0.368, SLG: 0.551 (1, 2)										5	1	1	0	0	0	3						
<b>Rico Carty, R</b> OBP: 0.388, SLG: 0.420 (1, 7)										5	2	3	3	0	0	3						
<b>Frank Bolling, R</b> OBP: 0.247, SLG: 0.270 (1, 4)										5	0	0	0	0	2	2						
<b>Eddie Mathews, L</b> OBP: 0.315, SLG: 0.354 (1, 5)										4	1	2	0	1	0	1						
<b>Denis Menke, R</b> OBP: 0.354, SLG: 0.394 (1, 6)										5	0	3	1	0	0	2						
<b>Tony Cloninger, R</b> OBP: 0.296, SLG: 0.544 (1, 1)										3	1	2	2	0	0	1						
<b>Jay Ritchie, R</b> (8, 1)										1	0	0	0	0	0	0						
<b>Dick Kelley, R</b> (9, 1)										0	0	0	0	0	0	0						
<b>Ted Abernathy, R</b> OBP: 0.273, SLG: 0.200 (9, 1)										0	0	0	0	0	0	0						
<b>Inning Stats</b>	R: 0 E: 0 K: 0 S: 4	H: 1 LOB: 1 BB: 0 P: 4	R: 0 E: 0 K: 0 S: 4	H: 1 LOB: 1 BB: 0 P: 4	R: 2 E: 0 K: 0 S: 6	H: 4 LOB: 1 BB: 0 P: 6	R: 0 E: 0 K: 1 S: 6	H: 1 LOB: 1 BB: 0 P: 6	R: 0 E: 0 K: 1 S: 6	H: 1 LOB: 2 BB: 1 P: 10	R: 1 E: 0 K: 1 S: 7	H: 2 LOB: 1 BB: 0 P: 7	R: 3 E: 1 K: 0 S: 6	H: 3 LOB: 1 BB: 1 P: 10	R: 0 E: 0 K: 0 S: 4	H: 1 LOB: 1 BB: 0 P: 4	R: 1 E: 0 K: 0 S: 5	H: 3 LOB: 2 BB: 0 P: 5	1B: 14 2B: 1 3B: 0 HR: 2	SF: 0 SAC: 0 DP: 0 HBP: 0	WP: 0 PB: 0 SB: 0 CS: 0	PA: 44
<b>PITCHER</b>	IP	WLS	BF	H	R	ER	SO	BB	IBB	HBP	BLK	WP	HR	S	P	ERA	WHIP					
<b>Ron Herbel, R</b> ERA: 4.33	(1, 1)	2.1	12	7	4	3	3	2	0	0	0	0	1	27	35	5.79	1.929					
<b>Lindy McDaniel, R</b> ERA: 3.3	(3, 1)	4.2	23	7	4	3	3	2	0	0	0	0	1	27	35	5.79	1.929					
<b>Frank Linzy, R</b> ERA: 2.59	(8, 1)	1.2	L	9	4	1	1	0	0	0	0	0	0	9	9	5.40	2.400					







Batter	1	2	3	4	5	6	7	8	9	AB	R	H	RBI	BB	SO	LOB	TOP					
<b>Tito Fuentes, S</b> (1, 6) OBP: 0.284, SLG: 0.336	F8		FC5-4		F7		F6		F6	5	0	0	0	0	0	6	<b>San Francisco Giants @ Atlanta Braves</b> Atlanta Stadium, Atlanta, GA Sat Jul 30 1966, 7:05 PM EDT Att: 45,767 - Unknown					
<b>Jim Davenport, R</b> (1, 5) OBP: 0.307, SLG: 0.388	F6		F6		K			F4		3	1	0	0	1	1	3						
<b>Ozzie Virgil, R</b> (1, 3) OBP: 0.288, SLG: 0.420	K					F8		F6		4	0	1	0	0	1	1						
<b>Jim Ray Hart, R</b> (1, 7) OBP: 0.343, SLG: 0.492	6-3			F2						2	0	0	0	0	0	1						
<b>Cap Peterson, R</b> (4, 7) OBP: 0.316, SLG: 0.359					K					2	0	1	0	0	1	0						
<b>Ollie Brown, R</b> (1, 8) OBP: 0.280, SLG: 0.298		F6		K				F3		4	0	0	0	0	1	2						
<b>Jesus Alou, R</b> (1, 9) OBP: 0.251, SLG: 0.268		K		F9					F3	4	0	1	0	0	1	1						
<b>Dick Dietz, R</b> (1, 2) OBP: 0.048, SLG: 0.048		K					FC3-6		K	4	1	1	0	0	2	1						
<b>Hal Lanier, R</b> (1, 4) OBP: 0.246, SLG: 0.274					FC3-6					2	0	1	0	0	0	1						
<b>Don Mason, L</b> (6, 4) OBP: 0.130, SLG: 0.261							F6			2	0	1	0	0	0	1						
<b>Bob Priddy, R</b> (1, 1) OBP: 0.300, SLG: 0.222										1	0	0	0	0	1	1						
<b>Ray Sadecki, L</b> (3, 1) OBP: 0.355, SLG: 0.733										2	0	2	1	0	0	0						
<b>Tom Haller, L</b> (9, PH) OBP: 0.314, SLG: 0.475										1	0	0	0	0	1	1						
<b>Inning Stats</b>	R: 1 E: 0 K: 1 S: 5	H: 0 LOB: 0 BB: 1 P: 9	R: 0 E: 0 K: 2 S: 7	H: 0 LOB: 0 BB: 0 P: 7	R: 0 E: 0 K: 1 S: 6	H: 1 LOB: 1 BB: 0 P: 6	R: 0 E: 0 K: 1 S: 6	H: 1 LOB: 1 BB: 0 P: 6	R: 0 E: 0 K: 1 S: 7	H: 2 LOB: 2 BB: 0 P: 7	R: 0 E: 0 K: 1 S: 5	H: 0 LOB: 0 BB: 0 P: 5	R: 1 E: 0 K: 0 S: 5	H: 2 LOB: 1 BB: 0 P: 5	R: 0 E: 0 K: 0 S: 4	H: 1 LOB: 1 BB: 0 P: 4	R: 0 E: 0 K: 2 S: 9	H: 1 LOB: 2 BB: 0 P: 9	1B: 7 2B: 0 3B: 1 HR: 0	SF: 0 SAC: 0 DP: 0 HBP: 0	WP: 1 PB: 1 SB: 1 CS: 0	PA: 37
<b>PITCHER</b> <b>Denny Lemaster, L</b> (1, 1) ERA: 3.78	IP: 9.0 WLS: W BF: 37 H: 8 R: 2 ER: 1 SO: 9 BB: 1 IBB: 0 HBP: 0 BLK: 0 WP: 1 HR: 0 S: 54 P: 58 ERA: 1.00 WHIP: 1.000															<b>PITCHER</b>	IP: 9.0 WLS: W BF: 37 H: 8 R: 2 ER: 1 SO: 9 BB: 1 IBB: 0 HBP: 0 BLK: 0 WP: 1 HR: 0 S: 54 P: 58 ERA: 1.00 WHIP: 1.000					

Batter	1	2	3	4	5	6	7	8	9	AB	R	H	RBI	BB	SO	LOB	BOTTOM					
<b>Felipe Alou, R</b> (1, 3) OBP: 0.353, SLG: 0.534	1B									4	1	1	0	0	0	2	<b>San Francisco Giants @ Atlanta Braves</b> Atlanta Stadium, Atlanta, GA Sat Jul 30 1966, 7:05 PM EDT Att: 45,767 - Unknown					
<b>Miguel de la Hoz, R</b> (7, 5) OBP: 0.234, SLG: 0.262		G6-3			5-3		F5			2	0	0	0	0	0	1						
<b>Mack Jones, L</b> (1, 8) OBP: 0.333, SLG: 0.483										4	2	1	0	2	1	1						
<b>Hank Aaron, R</b> (1, 9) OBP: 0.374, SLG: 0.573										4	2	3	0	0	1	1						
<b>Ty Cline, L</b> (7, 9) OBP: 0.400, SLG: 0.400										1	1	1	0	0	0	0						
<b>Rico Carty, R</b> (1, 7) OBP: 0.397, SLG: 0.428										5	2	4	2	0	0	2						
<b>Gary Geiger, L</b> (7, PR) OBP: 0.322, SLG: 0.390										0	1	0	0	0	0	0						
<b>Gene Oliver, R</b> (1, 2) OBP: 0.277, SLG: 0.411										4	4	4	7	1	0	0						
<b>Eddie Mathews, L</b> (1, 5) OBP: 0.311, SLG: 0.348										3	1	1	0	0	1	3						
<b>Joe Torre, R</b> (6, PH) OBP: 0.367, SLG: 0.548										2	1	1	0	0	0	1						
<b>Woody Woodward, R</b> (1, 4) OBP: 0.329, SLG: 0.331										5	0	4	4	0	0	2						
<b>Denis Menke, R</b> (1, 6) OBP: 0.349, SLG: 0.385										3	0	0	1	1	0	2						
<b>Denny Lemaster, R</b> (1, 1) OBP: 0.170, SLG: 0.140										5	0	0	0	0	1	7						
<b>Inning Stats</b>	R: 3 E: 0 K: 0 S: 6	H: 4 LOB: 0 BB: 0 P: 6	R: 0 E: 0 K: 1 S: 5	H: 1 LOB: 1 BB: 1 P: 9	R: 4 E: 0 K: 1 S: 10	H: 5 LOB: 1 BB: 0 P: 10	R: 4 E: 1 K: 1 S: 9	H: 3 LOB: 2 BB: 2 P: 17	R: 0 E: 0 K: 1 S: 5	H: 1 LOB: 1 BB: 1 P: 9	R: 1 E: 1 K: 0 S: 5	H: 2 LOB: 1 BB: 0 P: 5	R: 3 E: 0 K: 0 S: 7	H: 4 LOB: 2 BB: 0 P: 7	R: 0 E: 1 K: 0 S: 4	H: 0 LOB: 1 BB: 0 P: 4	R: 0 E: 0 K: 2 S: 9	H: 1 LOB: 1 BB: 0 P: 9	1B: 13 2B: 4 3B: 0 HR: 3	SF: 1 SAC: 0 DP: 2 HBP: 0	WP: 2 PB: 1 SB: 0 CS: 1	PA: 48
<b>PITCHER</b> <b>Bob Priddy, R</b> (1, 1) ERA: 4.25	IP: 2.1 WLS: L BF: 16 H: 10 R: 8 ER: 7 SO: 7 BB: 1 IBB: 0 HBP: 0 BLK: 0 WP: 0 HR: 2 S: 19 P: 23 ERA: 27.00 WHIP: 4.714															<b>PITCHER</b> <b>Ray Sadecki, L</b> (3, 1) ERA: 4.9	IP: 5.2 WLS: 31 BF: 10 H: 8 R: 7 ER: 7 SO: 2 BB: 2 IBB: 1 HBP: 0 BLK: 0 WP: 0 HR: 1 S: 32 P: 44 ERA: 11.12 WHIP: 2.118					





Batter	1	2	3	4	5	6	7	8	9	AB	R	H	RBI	BB	SO	LOB	TOP					
<b>Tito Fuentes, S</b> OBP: 0.280, SLG: 0.330 (1, 6)	F7		G5-4-3	F2		F8		FC6-4		5	0	0	0	0	0	7	<b>San Francisco Giants @ Atlanta Braves</b> Atlanta Stadium, Atlanta, GA Sun Jul 31 1966, 3:33 AM EDT Att: 43,987 - Unknown					
<b>Willie McCovey, L</b> OBP: 0.395, SLG: 0.556 (1, 3)	G3		1B BB		6-3		HR		3B	4	1	2	1	1	0	0						
<b>Willie Mays, R</b> OBP: 0.359, SLG: 0.552 (1, 8)					F2				6-3	3	0	1	1	2	0	1						
<b>Jim Ray Hart, R</b> OBP: 0.341, SLG: 0.488 (1, 7)	F8		1-3			FC6-4 1B		K	K	5	0	1	0	0	2	5						
<b>Jim Davenport, R</b> OBP: 0.305, SLG: 0.384 (1, 5)					FC6-4				5-3	5	1	1	0	0	0	2						
<b>Ozzie Virgil, R</b> OBP: 0.286, SLG: 0.407 (1, 2)	F9				6-3		E7 1B			4	1	1	0	0	1	1						
<b>Ollie Brown, R</b> OBP: 0.281, SLG: 0.296 (1, 9)						SH3		F5		2	0	0	0	1	1	0						
<b>Hal Lanier, R</b> OBP: 0.256, SLG: 0.284 (1, 4)										4	1	4	2	0	0	0						
<b>Bobby Bolin, R</b> OBP: 0.261, SLG: 0.220 (1, 1)										4	0	1	0	0	0	4						
<b>Inning Stats</b>	R: 0 E: 0 K: 0 S: 3	H: 0 LOB: 1 BB: 1 P: 7	R: 0 E: 0 K: 1 S: 5	H: 0 LOB: 0 BB: 0 P: 5	R: 1 E: 1 K: 0 S: 5	H: 2 LOB: 2 BB: 1 P: 9	R: 1 E: 0 K: 0 S: 5	H: 2 LOB: 2 BB: 1 P: 9	R: 0 E: 0 K: 0 S: 4	H: 1 LOB: 1 BB: 0 P: 4	R: 1 E: 1 K: 0 S: 5	H: 2 LOB: 1 BB: 0 P: 5	R: 1 E: 0 K: 1 S: 5	H: 1 LOB: 0 BB: 1 P: 9	R: 0 E: 0 K: 1 S: 7	H: 2 LOB: 2 BB: 0 P: 7		R: 0 E: 0 K: 1 S: 6	H: 1 LOB: 1 BB: 0 P: 6	1B: 9 2B: 0 3B: 1 HR: 1	SF: 0 SAC: 1 DP: 1 HBP: 0	WP: 0 PB: 0 SB: 0 CS: 0
<b>PITCHER</b>	IP	WLS	BF	H	R	ER	SO	BB	IBB	HBP	BLK	WP	HR	S	P	ERA	WHIP					
<b>Dick Kelley, L</b> ERA: 7.0 (1, 1)	6.0	L	29	8	4	3	1	2	1	0	0	0	1	28	40	4.50	1.667					
<b>Jay Ritchie, R</b> ERA: 1.8 (7, 1)	1.0		3	0	0	0	1	1	0	0	0	0	0	4	8	0.00	1.000					
<b>Ted Abernathy, R</b> ERA: 4.43 (8, 1)	2.0		9	3	0	0	2	0	0	0	0	0	0	13	13	0.00	1.500					

Batter	1	2	3	4	5	6	7	8	9	AB	R	H	RBI	BB	SO	LOB	BOTTOM					
<b>Felipe Alou, R</b> OBP: 0.352, SLG: 0.531 (1, 3)			F7		6-3			F3		3	0	0	0	0	0	0	<b>San Francisco Giants @ Atlanta Braves</b> Atlanta Stadium, Atlanta, GA Sun Jul 31 1966, 3:33 AM EDT Att: 43,987 - Unknown					
<b>Mack Jones, L</b> OBP: 0.332, SLG: 0.477 (1, 8)	F3					F8		4-3		3	1	0	0	1	0	1						
<b>Hank Aaron, R</b> OBP: 0.371, SLG: 0.567 (1, 9)	F8				F8			F7		4	0	0	0	0	0	2						
<b>Joe Torre, R</b> OBP: 0.365, SLG: 0.543 (1, 2)	K					6-3			K	3	1	0	0	1	2	1						
<b>Rico Carty, R</b> OBP: 0.401, SLG: 0.432 (1, 7)										4	1	3	1	0	1	0						
<b>Eddie Mathews, L</b> OBP: 0.314, SLG: 0.348 (1, 5)										3	0	1	0	1	1	1						
<b>Woody Woodward, R</b> OBP: 0.328, SLG: 0.330 (1, 4)										1	0	0	0	0	0	0						
<b>Ty Cline, L</b> OBP: 0.381, SLG: 0.381 (4, PH)	F8				L9				SF9	1	0	0	0	0	0	2						
<b>Frank Bolling, R</b> OBP: 0.246, SLG: 0.270 (5, 4)										1	0	0	1	0	0	1						
<b>Denis Menke, R</b> OBP: 0.348, SLG: 0.383 (1, 6)										4	0	1	0	0	0	1						
<b>Dick Kelley, R</b> OBP: 0.348, SLG: 0.383 (1, 1)										2	0	0	0	0	2	0						
<b>Jay Ritchie, R</b> OBP: 0.348, SLG: 0.383 (7, 1)										0	0	0	0	0	0	0						
<b>Gary Geiger, L</b> OBP: 0.320, SLG: 0.387 (7, PH)										1	0	0	0	0	0	2						
<b>Ted Abernathy, R</b> OBP: 0.273, SLG: 0.290 (8, 1)										0	0	0	0	0	0	0						
<b>Inning Stats</b>	R: 0 E: 0 K: 1 S: 5	H: 0 LOB: 1 BB: 0 P: 6	R: 0 E: 0 K: 2 S: 7	H: 0 LOB: 0 BB: 0 P: 7	R: 0 E: 0 K: 1 S: 5	H: 0 LOB: 0 BB: 0 P: 5	R: 2 E: 1 K: 0 S: 3	H: 1 LOB: 2 BB: 3 P: 15	R: 0 E: 0 K: 1 S: 5	H: 0 LOB: 0 BB: 0 P: 5	R: 0 E: 0 K: 0 S: 3	H: 0 LOB: 0 BB: 0 P: 3	R: 0 E: 0 K: 0 S: 5	H: 2 LOB: 2 BB: 0 P: 5	R: 0 E: 0 K: 0 S: 3	H: 0 LOB: 0 BB: 0 P: 3	R: 1 E: 0 K: 1 S: 7	H: 2 LOB: 1 BB: 0 P: 7	1B: 5 2B: 0 3B: 0 HR: 0	SF: 1 SAC: 0 DP: 0 HBP: 1	WP: 1 PB: 0 SB: 1 CS: 0	PA: 35
<b>PITCHER</b>	IP	WLS	BF	H	R	ER	SO	BB	IBB	HBP	BLK	WP	HR	S	P	ERA	WHIP					
<b>Bobby Bolin, R</b> ERA: 3.24 (1, 1)	9.0	W	35	5	3	2	6	2	1	1	0	1	0	43	56	2.00	0.778					





Batter	1	2	3	4	5	6	7	8	9	AB	R	H	RBI	BB	SO	LOB	TOP									
<b>Tito Fuentes, S</b> OBP: 0.278, SLG: 0.328 (1, 6)										5	0	1	0	0	0	4										
<b>Jim Davenport, R</b> OBP: 0.299, SLG: 0.376 (1, 5)										5	0	0	0	0	0	1										
<b>Willie McCovey, L</b> OBP: 0.383, SLG: 0.553 (1, 3)										5	1	1	0	0	0	0										
<b>Willie Mays, R</b> OBP: 0.360, SLG: 0.554 (1, 8)										4	2	2	1	0	1	0										
<b>Jim Ray Hart, R</b> OBP: 0.345, SLG: 0.493 (1, 7)										4	1	3	2	0	0	0										
<b>Tom Haller, L</b> OBP: 0.316, SLG: 0.474 (1, 2)										3	0	1	0	1	1	2										
<b>Ollie Brown, R</b> OBP: 0.284, SLG: 0.299 (1, 9)										4	0	2	0	0	1	2										
<b>Hal Lanier, R</b> OBP: 0.259, SLG: 0.284 (1, 4)										3	0	1	1	1	0	1										
<b>Joe Gibbon, R</b> OBP: 0.222, SLG: 0.125 <b>Bob Priddy, R</b> OBP: 0.214, SLG: 0.154 (2, 1)										0	0	0	0	0	0	0										
<b>Inning Stats</b>	R: 0 E: 0 K: 0 S: 3	H: 1 LOB: 0 BB: 0 P: 3	R: 0 E: 0 K: 1 S: 5	H: 0 LOB: 1 BB: 1 P: 9	R: 0 E: 0 K: 1 S: 5	H: 0 LOB: 0 BB: 0 P: 5	R: 3 E: 0 K: 0 S: 9	H: 6 LOB: 3 BB: 0 P: 9	R: 1 E: 0 K: 0 S: 5	H: 2 LOB: 1 BB: 0 P: 5	R: 0 E: 0 K: 1 S: 6	H: 1 LOB: 1 BB: 0 P: 6	R: 0 E: 0 K: 1 S: 5	H: 0 LOB: 0 BB: 0 P: 5	R: 0 E: 0 K: 2 S: 8	H: 1 LOB: 2 BB: 1 P: 12	R: 0 E: 0 K: 0 S: 3	H: 0 LOB: 0 BB: 0 P: 3	1B: 8 2B: 3 3B: 0 HR: 0	SF: 0 SAC: 0 DP: 1 HBP: 0	WP: 0 PB: 1 SB: 0 CS: 0	PA: 39				
<b>PITCHER</b>	IP	WLS	BF	H	R	ER	SO	BB	IBB	HBP	BLK	WP	HR	S	P	ERA	WHIP									
<b>Bob Friend, R</b> ERA: 3.69	(1, 1)	5.0	L	24	9	4	3	2	1	0	0	0	0	0	27	31	5.40	2.000								
<b>Darrell Sutherland, R</b> ERA: 5.08	(6, 1)	2.0		7	1	0	0	2	0	0	0	0	0	0	11	11	0.00	0.500								
<b>Larry Bearmarth, R</b> ERA: 4.56	(8, 1)	2.0		8	1	0	0	2	0	1	0	0	0	0	11	15	0.00	0.500								

**San Francisco Giants @ New York Mets**  
 Shea Stadium, Flushing, NY  
 Mon Aug 01 1966, 7:05 PM EDT  
 Att: 39,778 - Unknown

AB	37
R	4
H	11
RBI	4
BB	2
SO	6
LOB	16



Batter	1	2	3	4	5	6	7	8	9	AB	R	H	RBI	BB	SO	LOB	BOTTOM									
<b>Ron Hunt, R</b> OBP: 0.364, SLG: 0.361 (1, 4)										4	0	0	0	0	1	3										
<b>Eddie Brassoud, R</b> OBP: 0.319, SLG: 0.385 (1, 6)										4	0	0	0	0	0	0										
<b>Ken Boyer, R</b> OBP: 0.306, SLG: 0.411 (1, 5)										4	0	1	0	0	1	0										
<b>Cleon Jones, R</b> OBP: 0.321, SLG: 0.380 (1, 8)										4	1	1	0	0	1	1										
<b>Ron Swoboda, R</b> OBP: 0.287, SLG: 0.349 <b>John Stephenson, L</b> OBP: 0.239, SLG: 0.216 (6, 2)										1	1	0	0	1	0	1										
<b>Larry Elliot, L</b> OBP: 0.360, SLG: 0.433 (6, 7)										4	0	1	0	0	0	1										
<b>Jerry Grote, R</b> OBP: 0.332, SLG: 0.320 <b>Darrell Sutherland, R</b> OBP: 0.667, SLG: 0.667 <b>Chuck Hillier, L</b> OBP: 0.377, SLG: 0.409 <b>Larry Bearmarth, R</b> OBP: 0.111, SLG: 0.222 (8, 1)										1	0	0	1	1	1	0										
<b>Ed Kranepool, L</b> OBP: 0.319, SLG: 0.397 (1, 3)										3	0	1	1	0	0	0										
<b>Bob Friend, R</b> <b>Al Luplow, L</b> OBP: 0.315, SLG: 0.327 (6, 9)										1	0	0	0	0	1	3										
<b>Inning Stats</b>	R: 0 E: 0 K: 1 S: 5	H: 0 LOB: 0 BB: 0 P: 5	R: 2 E: 0 K: 1 S: 7	H: 3 LOB: 2 BB: 2 P: 15	R: 0 E: 0 K: 1 S: 4	H: 1 LOB: 1 BB: 0 P: 4	R: 0 E: 0 K: 1 S: 5	H: 0 LOB: 0 BB: 0 P: 5	R: 0 E: 0 K: 0 S: 4	H: 1 LOB: 1 BB: 0 P: 4	R: 0 E: 0 K: 0 S: 3	H: 0 LOB: 0 BB: 0 P: 3	R: 0 E: 0 K: 0 S: 3	H: 0 LOB: 0 BB: 0 P: 3	R: 0 E: 0 K: 1 S: 5	H: 0 LOB: 0 BB: 0 P: 5	1B: 5 2B: 0 3B: 0 HR: 0	SF: 0 SAC: 0 DP: 1 HBP: 0	WP: 0 PB: 0 SB: 0 CS: 0	PA: 33						
<b>PITCHER</b>	IP	WLS	BF	H	R	ER	SO	BB	IBB	HBP	BLK	WP	HR	S	P	ERA	WHIP									
<b>Joe Gibbon, L</b> ERA: 3.62	(1, 1)	1.0	W	8	3	2	2	1	2	0	0	0	0	0	33	33	0.00	0.250								
<b>Bob Priddy, R</b> ERA: 3.74	(2, 1)	8.0		25	2	0	0	4	0	0	0	0	0	33	33	0.00	0.250									

**San Francisco Giants @ New York Mets**  
 Shea Stadium, Flushing, NY  
 Mon Aug 01 1966, 7:05 PM EDT  
 Att: 39,778 - Unknown

AB	31
R	2
H	5
RBI	2
BB	2
SO	5
LOB	9





Batter	1	2	3	4	5	6	7	8	9	AB	R	H	RBI	BB	SO	LOB	TOP														
<b>Tito Fuentes, S</b> OBP: 0.277, SLG: 0.326 (1, 6)	L1		6-3			1B BB 1B	K		1-3	5	0	1	0	0	1	2	<b>San Francisco Giants @ New York Mets</b> Shea Stadium, Flushing, NY Tue Aug 02 1966, 7:05 PM EDT Att: 38,258 - Unknown  <b>AB 30</b> <b>R 5</b> <b>H 7</b> <b>RBI 4</b> <b>BB 6</b> <b>SO 5</b> <b>LOB 13</b>														
<b>Willie McCovey, L</b> OBP: 0.382, SLG: 0.550 <b>Don Mason, L</b> OBP: 0.130, SLG: 0.261 <b>Bob Burda, L</b> OBP: 0.188, SLG: 0.200 (6, FR)	3-1		K			1B BB 1-2		2-3	F5	2	0	0	0	1	1	0															
<b>Willie Mays, R</b> OBP: 0.361, SLG: 0.553 (1, 8)	K			6-3		1-2 2-3 1B		1B BB		3	1	1	0	1	1	0															
<b>Jim Ray Hart, R</b> OBP: 0.347, SLG: 0.493 (1, 7)		1B SF7 1B		K		1-2 1B	G4-6-3	1B BB		4	2	2	0	0	1	3															
<b>Jim Davenport, R</b> OBP: 0.306, SLG: 0.377 (1, 5)		1B SF7 1B		6-3				1B BB		2	2	1	0	2	0	0															
<b>Ozzie Virgil, R</b> OBP: 0.300, SLG: 0.421 (1, 2)	SF7							1B BB		3	0	2	3	0	0	1															
<b>Ollie Brown, R</b> OBP: 0.284, SLG: 0.295 (1, 9)	F3							1B BB		3	0	0	0	1	0	3															
<b>Hal Lanier, R</b> OBP: 0.257, SLG: 0.282 <b>Tom Haller, L</b> OBP: 0.314, SLG: 0.473 (7, PH)	K2-3							1B BB		2	0	0	0	0	1	2															
<b>Ray Sadecki, L</b> OBP: 0.244, SLG: 0.310 <b>Ron Pietrafesa, R</b> OBP: 0.207, SLG: 0.329 <b>Jesus Alou, L</b> OBP: 0.225, SLG: 0.306 <b>Lindy McDaniel, R</b> OBP: 0.188, SLG: 0.269 <b>Len Gabrielson, L</b> OBP: 0.248, SLG: 0.324 <b>Frank Linzy, R</b> OBP: 0.198, SLG: 0.313 <b>Bill Henry, L</b> OBP: 0.203, SLG: 0.293 (8, 1)	4-3							1B BB		1	0	0	0	0	0	0															
<b>Inning Stats</b>	R: 0 E: 0 K: 1 S: 5	H: 0 LOB: 0 BB: 0 P: 5	R: 1 E: 0 K: 1 S: 7	H: 2 LOB: 1 BB: 0 P: 7	R: 0 E: 0 K: 1 S: 5	H: 0 LOB: 0 BB: 0 P: 5	R: 0 E: 0 K: 0 S: 3	H: 1 LOB: 2 BB: 0 P: 3	R: 0 E: 0 K: 0 S: 4	H: 2 LOB: 3 BB: 1 P: 8	R: 1 E: 0 K: 1 S: 5	H: 0 LOB: 1 BB: 2 P: 17	R: 3 E: 1 K: 0 S: 5	H: 2 LOB: 1 BB: 2 P: 13	R: 0 E: 0 K: 0 S: 3	H: 0 LOB: 0 BB: 0 P: 3		1B: 7 2B: 0 3B: 0 HR: 0	SF: 2 SAC: 0 DP: 2 HBP: 0	WP: 2 PB: 1 SB: 0 CS: 1	PA: 39										
<b>PITCHER</b>	IP WLS BF H R ER SO BB IBB HBP BLK WP HR S P ERA WHIP																														
<b>Gerry Arrigo, L</b> ERA: 3.74 <b>Jack Hamilton, R</b> ERA: 3.66 <b>Rob Gardner, L</b> ERA: 4.43 <b>Darrell Sutherland, R</b> ERA: 4.91 (8, 1)	5.1 2.0 0.2 1.0	21 L 13 1 3	5 2 0 0	1 4 0 0	1 3 0 0	4 1 0 0	1 0 0 0	0 0 0 0	0 0 0 0	0 2 0 0	0 10 1 3	28 30 1 3	1.69 13.50 0.000 0.000	1.125 3.500 0.000 0.000																	

Batter	1	2	3	4	5	6	7	8	9	AB	R	H	RBI	BB	SO	LOB	BOTTOM													
<b>Ron Hunt, R</b> OBP: 0.364, SLG: 0.363 (1, 4)	F4		WP BB				5-3		F7	4	0	1	0	1	0	0	<b>San Francisco Giants @ New York Mets</b> Shea Stadium, Flushing, NY Tue Aug 02 1966, 7:05 PM EDT Att: 38,258 - Unknown  <b>AB 35</b> <b>R 4</b> <b>H 9</b> <b>RBI 4</b> <b>BB 4</b> <b>SO 6</b> <b>LOB 17</b>													
<b>Eddie Brassoud, R</b> OBP: 0.320, SLG: 0.382 (1, 6)	F7		BB				5-3		K	4	0	1	0	1	1	2														
<b>Ken Boyer, R</b> OBP: 0.308, SLG: 0.418 (1, 5)	HR		P3				4-3		5-3	4	1	1	1	1	0	4														
<b>Cleon Jones, R</b> OBP: 0.318, SLG: 0.375 (1, 8)	K		5-3				5-3			4	0	0	1	0	1	6														
<b>Ron Swoboda, R</b> OBP: 0.284, SLG: 0.344 <b>Al Luplow, L</b> OBP: 0.314, SLG: 0.325 (8, PH)	5-3			K			5-3		6-3	3	0	0	0	0	1	2														
<b>Hawk Taylor, R</b> OBP: 0.198, SLG: 0.288 <b>Jerry Grote, R</b> OBP: 0.325, SLG: 0.323 (8, 2)	1-3			HR			F3		2B 4-3 1B	3	1	1	1	0	0	0														
<b>Larry Elliot, L</b> OBP: 0.356, SLG: 0.436 (9, 7)	K			K			K		4-3 2B	4	0	1	0	0	3	0														
<b>Ed Kranepool, L</b> OBP: 0.321, SLG: 0.397 (1, 3)			WP 1B				F6		4-3	3	0	1	1	1	0	1														
<b>Gerry Arrigo, L</b> ERA: 3.74 <b>Jack Hamilton, R</b> ERA: 3.66 <b>Rob Gardner, L</b> ERA: 4.43 <b>Billy Murphy, R</b> ERA: 3.25 <b>Chuck Hiller, R</b> ERA: 2.85 <b>Darrell Sutherland, R</b> ERA: 4.91 (8, 1)	F5						2B 1-3 1B		F7	2	1	1	0	0	0	1														
<b>Inning Stats</b>	R: 1 E: 0 K: 1 S: 6	H: 1 LOB: 0 BB: 0 P: 6	R: 0 E: 0 K: 1 S: 5	H: 0 LOB: 0 BB: 0 P: 5	R: 0 E: 0 K: 0 S: 4	H: 1 LOB: 3 BB: 2 P: 12	R: 1 E: 0 K: 2 S: 8	H: 1 LOB: 0 BB: 0 P: 8	R: 1 E: 0 K: 0 S: 5	H: 2 LOB: 2 BB: 1 P: 9	R: 0 E: 0 K: 1 S: 5	H: 1 LOB: 1 BB: 0 P: 4	R: 1 E: 0 K: 0 S: 5	H: 2 LOB: 1 BB: 0 P: 5	R: 0 E: 0 K: 1 S: 5	H: 0 LOB: 0 BB: 0 P: 5		1B: 5 2B: 2 3B: 0 HR: 2	SF: 0 SAC: 0 DP: 0 HBP: 0	WP: 2 PB: 1 SB: 0 CS: 0	PA: 39									
<b>PITCHER</b>	IP WLS BF H R ER SO BB IBB HBP BLK WP HR S P ERA WHIP																													
<b>Ray Sadecki, L</b> ERA: 4.88 <b>Ron Herbel, R</b> ERA: 4.39 <b>Lindy McDaniel, R</b> ERA: 3.25 <b>Frank Linzy, R</b> ERA: 2.85 <b>Bill Henry, L</b> ERA: 1.47 (8, 1)	2.1 2.2 1.0 1.1 0.1	10 13 4 7 1	2 3 1 3 0	1 2 0 1 0	2 2 0 1 0	1 1 0 0 0	0 0 0 0 0	0 1 0 0 0	0 1 0 0 1	13 15 5 7 1	17 23 9 7 1	3.86 6.75 0.00 6.75 0.00	1.286 1.500 2.000 2.250 0.000																	



Batter	1	2	3	4	5	6	7	8	9	AB	R	H	RBI	BB	SO	LOB	TOP										
<b>Tito Fuentes, S</b> OBP: 0.279, SLG: 0.327 (1, 6)										5	1	2	0	0	0	2											
<b>Jim Davenport, R</b> OBP: 0.369, SLG: 0.383 <b>Ozzie Virgil, R</b> OBP: 0.295, SLG: 0.414 (1, 5) (7, 5)										4	1	2	2	0	0	0											
<b>Willie McCovey, L</b> OBP: 0.391, SLG: 0.545 <b>Bob Burda, L</b> OBP: 0.235, SLG: 0.250 (1, 3) (7, 3)										3	1	0	0	1	1	2											
<b>Willie Mays, R</b> OBP: 0.364, SLG: 0.552 <b>Jesus Alou, R</b> OBP: 0.250, SLG: 0.266 (1, 8) (9, 9)										4	1	2	1	1	1	1											
<b>Jim Ray Hart, R</b> OBP: 0.350, SLG: 0.504 <b>Len Gabrielson, L</b> OBP: 0.288, SLG: 0.298 (1, 7) (7, 7)										4	1	3	4	0	0	0											
<b>Tom Haller, L</b> OBP: 0.316, SLG: 0.490 (1, 2)										5	3	2	2	0	1	4											
<b>Ollie Brown, R</b> OBP: 0.296, SLG: 0.306 (1, 9) (9, 8)										4	1	4	1	1	0	0											
<b>Hal Lanier, R</b> OBP: 0.253, SLG: 0.278 (1, 4)										5	1	0	0	0	1	4											
<b>Gaylord Perry, R</b> OBP: 0.228, SLG: 0.232 (1, 1)										3	1	0	0	1	1	2											
<b>Inning Stats</b>	R: 0 E: 0 K: 0 S: 3	H: 0 LOB: 0 BB: 0 P: 3	R: 1 E: 0 K: 1 S: 6	H: 1 LOB: 1 BB: 1 P: 10	R: 1 E: 0 K: 1 S: 7	H: 3 LOB: 2 BB: 0 P: 7	R: 0 E: 0 K: 1 S: 6	H: 2 LOB: 1 BB: 0 P: 6	R: 0 E: 0 K: 0 S: 4	H: 2 LOB: 1 BB: 0 P: 4	R: 7 E: 1 K: 2 S: 13	H: 5 LOB: 1 BB: 2 P: 21	R: 1 E: 0 K: 0 S: 4	H: 2 LOB: 1 BB: 1 P: 8	R: 1 E: 1 K: 0 S: 4	H: 2 LOB: 0 BB: 0 P: 4	1B: 13 2B: 2 3B: 0 HR: 3	SF: 0 SAC: 0 DP: 3 HBP: 0	WP: 1 PB: 0 SB: 0 CS: 1	PA: 44							
<b>PITCHER</b>	IP	WLS	BF	H	R	ER	SO	BB	IBB	HBP	BLK	WP	HR	S	P	ERA	WHIP										
<b>Jack Fisher, R</b> ERA: 3.87 <b>Rob Gardner, L</b> ERA: 4.43 <b>Larry Bearnarth, R</b> ERA: 4.53 <b>Bill Hepler, L</b> ERA: 3.67	(1, 1) (7, 1) (7, 1) (8, 1)	6.2 0.0 0.1 2.0	L 2 4 9	29 0 3 4	10 0 4 2	5 0 4 1	2 0 1 0	4 0 1 0	0 0 0 0	0 0 0 0	0 0 0 0	0 0 0 0	1 0 2 0	36 6 6 8	40 8 6 12	2.70 ∞ 0.00 4.50	1.650 ∞ 9.000 2.500										

San Francisco Giants @ New York Mets  
Shea Stadium, Flushing, NY  
Wed Aug 03 1966, 7:05 PM EDT  
Att: 47,545 - Unknown

AB 40  
R 11  
H 17  
RBI 11  
BB 4  
SO 5  
LOB 17



Batter	1	2	3	4	5	6	7	8	9	AB	R	H	RBI	BB	SO	LOB	BOTTOM											
<b>Chuck Hiller, L</b> OBP: 0.371, SLG: 0.403 <b>Bill Hepler, L</b> OBP: 0.125, SLG: 0.125 (1, 7) (8, 1)										4	0	1	0	0	2	4												
<b>Ron Hunt, R</b> OBP: 0.360, SLG: 0.359 (1, 4)										4	0	0	0	0	0	1												
<b>Al Luplow, L</b> OBP: 0.317, SLG: 0.328 (1, 8)										4	0	2	0	0	0	0												
<b>Larry Elliot, L</b> OBP: 0.352, SLG: 0.459 (1, 9)										4	1	1	1	0	1	3												
<b>Ken Boyer, R</b> OBP: 0.304, SLG: 0.413 <b>Jerry Grote, R</b> OBP: 0.325, SLG: 0.323 (1, 5) (9, 5)										4	0	0	0	0	1	3												
<b>Ed Kranepool, L</b> OBP: 0.323, SLG: 0.398 (1, 3)										4	0	2	0	0	0	1												
<b>John Stephenson, L</b> OBP: 0.248, SLG: 0.219 (1, 2)										3	0	1	0	1	0	2												
<b>Roy McMillan, R</b> OBP: 0.284, SLG: 0.277 <b>Eddie Bressoud, R</b> OBP: 0.320, SLG: 0.382 (1, 6) (3, 6)										0	0	0	0	1	0	0												
<b>Jack Fisher, R</b> OBP: 0.224, SLG: 0.182 <b>Rob Gardner, R</b> OBP: 0.158, SLG: 0.184 <b>Larry Bearnarth, R</b> OBP: 0.111, SLG: 0.222 <b>Billy Murphy, R</b> (7, PH) (8, 7)	(1, 1) (7, 1) (7, 1) (7, PH) (8, 7)	0.0 0.0 0.1 2.0	W 2 4 9	36 0 3 10	9 1 1 7	1 1 1 1	0 0 0 0	0 0 0 0	0 0 0 0	0 0 0 0	0 0 0 0	0 0 0 0	0 0 0 0	0 0 0 0	0 0 0 0	0 0 0 0												
<b>Inning Stats</b>	R: 0 E: 0 K: 0 S: 5	H: 2 LOB: 2 BB: 0 P: 5	R: 0 E: 0 K: 1 S: 6	H: 2 LOB: 1 BB: 1 P: 10	R: 0 E: 0 K: 0 S: 3	H: 0 LOB: 0 BB: 0 P: 3	R: 0 E: 0 K: 0 S: 4	H: 1 LOB: 1 BB: 0 P: 4	R: 0 E: 0 K: 2 S: 7	H: 0 LOB: 0 BB: 0 P: 7	R: 0 E: 0 K: 1 S: 6	H: 1 LOB: 1 BB: 0 P: 6	R: 0 E: 0 K: 1 S: 5	H: 1 LOB: 1 BB: 1 P: 9	R: 1 E: 0 K: 1 S: 6	H: 1 LOB: 0 BB: 0 P: 6	R: 0 E: 0 K: 1 S: 6	H: 1 LOB: 1 BB: 0 P: 6	1B: 8 2B: 0 3B: 0 HR: 1	SF: 0 SAC: 0 DP: 1 HBP: 0	WP: 0 PB: 0 SB: 0 CS: 0	PA: 36						
<b>PITCHER</b>	IP	WLS	BF	H	R	ER	SO	BB	IBB	HBP	BLK	WP	HR	S	P	ERA	WHIP											
<b>Gaylord Perry, R</b> ERA: 2.71	(1, 1)	9.0	W	36	9	1	1	7	2	0	0	0	0	1	48	56	1.00	1.222										

San Francisco Giants @ New York Mets  
Shea Stadium, Flushing, NY  
Wed Aug 03 1966, 7:05 PM EDT  
Att: 47,545 - Unknown

AB 34  
R 1  
H 9  
RBI 1  
BB 2  
SO 7  
LOB 19






Batter	1	2	3	4	5	6	7	8	9	AB	R	H	RBI	BB	SO	LOB	TOP					
Tito Fuentes, S OBP: 0.281, SLG: 0.331	1-3		6-3		F5		E7 1B 2B		F9-3 1B	5	1	2	0	0	0	1						
Jim Davenport, R OBP: 0.309, SLG: 0.382 Ozzie Virgil, R OBP: 0.302, SLG: 0.417	F8		F8				BB 1B		F9-3 1-2	3	0	1	1	0	0	0						
Willie McCovey, L OBP: 0.384, SLG: 0.552	K						BB 1B		6-3	3	1	1	1	2	1	0						
Willie Mays, R OBP: 0.363, SLG: 0.549 Jesus Alou, R OBP: 0.250, SLG: 0.266		6-3		F3	1-3					4	0	1	1	0	0	2						
Jim Ray Hart, R OBP: 0.354, SLG: 0.517										0	0	0	0	0	0	0						
Tom Haller, L OBP: 0.317, SLG: 0.499										4	1	3	1	0	0	2						
Ollie Brown, R OBP: 0.292, SLG: 0.302										4	1	2	1	0	0	1						
Hal Lanier, R OBP: 0.253, SLG: 0.277										4	0	1	0	0	1	2						
Juan Marichal, R OBP: 0.253, SLG: 0.304 Lindy McDaniel, R OBP: 0.091, SLG: 0.091 Bill Henry, L			1-6-3							4	1	1	0	0	0	1						
										0	0	0	0	0	0	0						
										0	0	0	0	0	0	0						
<b>Inning Stats</b>	R: 0 E: 0 K: 1 S: 5	H: 0 LOB: 0 BB: 0 P: 5	R: 0 E: 0 K: 1 S: 7	H: 2 LOB: 2 BB: 0 P: 7	R: 0 E: 0 K: 0 S: 3	H: 0 LOB: 0 BB: 0 P: 3	R: 1 E: 0 K: 0 S: 5	H: 2 LOB: 1 BB: 0 P: 5	R: 1 E: 0 K: 0 S: 5	H: 2 LOB: 2 BB: 1 P: 9	R: 1 E: 0 K: 1 S: 6	H: 1 LOB: 0 BB: 0 P: 6	R: 2 E: 1 K: 0 S: 5	H: 3 LOB: 1 BB: 1 P: 9	R: 1 E: 0 K: 0 S: 4	H: 2 LOB: 2 BB: 0 P: 4	R: 0 E: 0 K: 0 S: 3	H: 1 LOB: 0 BB: 0 P: 3	1B: 7 2B: 5 3B: 0 HR: 3	SF: 0 SAC: 0 DP: 3 HBP: 0	WP: 0 PB: 0 SB: 0 CS: 0	PA: 39
<b>PITCHER</b>	IP	WLS	BF	H	R	ER	SO	BB	IBB	HBP	BLK	WP	HR	S	P	ERA	WHIP					
Dennis Ribant, R ERA: 2.78	(1, 1)	6.1	30	9	5	5	3	2	0	0	0	0	2	34	42	7.11	1.737					
Darrell Sutherland, R ERA: 4.8	(7, 1)	0.2	2	1	0	0	0	0	0	0	0	0	0	2	2	0.00	1.500					
Dallas Green, R ERA: 5.4	(8, 1)	1.0	4	2	1	1	0	0	0	0	0	0	1	4	4	9.00	2.000					
Jack Hamilton, R ERA: 3.63	(9, 1)	1.0	W 3	1	0	0	0	0	0	0	0	0	0	3	3	0.00	1.000					

San Francisco Giants @ New York Mets  
Shea Stadium, Flushing, NY  
Thu Aug 04 1966, 3:33 AM EDT  
Att: 41,038 - Unknown


AB 37  
R 6  
H 13  
RBI 6  
BB 2  
SO 3  
LOB 13



Batter	1	2	3	4	5	6	7	8	9	AB	R	H	RBI	BB	SO	LOB	BOTTOM					
Chuck Hiller, L OBP: 0.368, SLG: 0.399 Ron Swoboda, R OBP: 0.286, SLG: 0.360	4-3			4-3		F7		1B 1B	1-1 HR	4	1	1	0	0	0	1						
Al Luplow, L OBP: 0.320, SLG: 0.332	F9			4-3				E 1B	1B 1-3	4	1	2	0	0	0	0						
Ed Kranepool, L OBP: 0.322, SLG: 0.396	F9			4-3				E1 1B	1-3 1B	4	0	1	0	0	1	2						
Larry Elliot, L OBP: 0.348, SLG: 0.451										4	0	1	1	0	1	2						
Cleon Jones, R OBP: 0.317, SLG: 0.374										4	0	1	1	0	0	2						
Ken Boyer, R OBP: 0.304, SLG: 0.420										4	1	1	1	0	0	2						
Eddie Bressoud, R OBP: 0.319, SLG: 0.380										4	0	1	0	0	1	0						
Jerry Grote, R OBP: 0.321, SLG: 0.319 Jack Hamilton, R OBP: 0.147, SLG: 0.121 Ron Hunt, R OBP: 0.359, SLG: 0.358										3	1	0	0	0	0	0						
										0	0	0	0	0	0	0						
										1	1	0	0	0	0	1						
Dennis Ribant, R OBP: 0.206, SLG: 0.231 Darrell Sutherland, R OBP: 0.097, SLG: 0.097 Dallas Green, L										2	0	1	0	0	0	0						
										0	0	0	0	0	0	0						
										0	0	0	0	0	0	0						
										2	2	2	2	0	0	0						
John Stephenson, L OBP: 0.261, SLG: 0.262										2	2	2	2	0	0	0						
<b>Inning Stats</b>	R: 0 E: 0 K: 0 S: 3	H: 0 LOB: 0 BB: 0 P: 3	R: 0 E: 0 K: 0 S: 3	H: 0 LOB: 0 BB: 0 P: 3	R: 0 E: 0 K: 0 S: 3	H: 0 LOB: 0 BB: 0 P: 3	R: 0 E: 0 K: 0 S: 3	H: 0 LOB: 0 BB: 0 P: 3	R: 0 E: 0 K: 1 S: 6	H: 1 LOB: 1 BB: 0 P: 6	R: 1 E: 1 K: 1 S: 7	H: 3 LOB: 1 BB: 0 P: 7	R: 3 E: 1 K: 1 S: 10	H: 4 LOB: 2 BB: 0 P: 10	R: 4 E: 0 K: 0 S: 5	H: 4 LOB: 4 BB: 0 P: 5	1B: 9 2B: 0 3B: 0 HR: 3	SF: 0 SAC: 0 DP: 1 HBP: 0	WP: 0 PB: 0 SB: 0 CS: 0	PA: 37		
<b>PITCHER</b>	IP	WLS	BF	H	R	ER	SO	BB	IBB	HBP	BLK	WP	HR	S	P	ERA	WHIP					
Juan Marichal, R ERA: 2.0	(1, 1)	8.0	L 33	9	5	3	3	0	0	0	0	0	0	39	39	3.38	1.125					
Lindy McDaniel, R ERA: 3.48	(9, 1)	0.1	L 3	2	0	0	0	0	0	0	0	0	0	3	3	0.00	6.000					
Bill Henry, L ERA: 1.96	(9, 1)	0.0	1	1	3	3	0	0	0	0	0	0	1	1	1	∞	∞					

San Francisco Giants @ New York Mets  
Shea Stadium, Flushing, NY  
Thu Aug 04 1966, 3:33 AM EDT  
Att: 41,038 - Unknown

AB 37  
R 8  
H 12  
RBI 8  
BB 0  
SO 3  
LOB 10





Batter	1	2	3	4	5	6	7	8	9	10	AB	R	H	RBI	BB	SO	LOB									
<b>Tito Fuentes, S</b> OBP: 0.286, SLG: 0.345 (1, 6)	5-3		1-2 2-H 3-H 1B		K			F8-6-3 1B		HR	5	1	3	3	0	1	0									
<b>Jim Davenport, R</b> OBP: 0.303, SLG: 0.374 (1, 5)	5-3		F8		1-3			F8-6-3 1-2		6-3	5	0	0	0	0	0	3									
<b>Willie McCovey, L</b> OBP: 0.384, SLG: 0.554 (1, 3)	4-3		F3		5-3			3B		WP BB BB	4	0	1	0	1	0	2									
<b>Jim Ray Hart, R</b> OBP: 0.352, SLG: 0.511 (1, 7)			K		K			5-3		WP BB	4	0	0	0	1	2	3									
<b>Tom Haller, L</b> OBP: 0.313, SLG: 0.491 (1, 2)	F8				F7			4-3		F8	5	0	0	0	0	0	2									
<b>Jesus Alou, R</b> OBP: 0.251, SLG: 0.272 <b>Willie Mays, R</b> OBP: 0.362, SLG: 0.547 (9, PH) (9, 8)	5-3				2B			F3		E5	3	0	1	0	0	0	0									
<b>Ollie Brown, R</b> OBP: 0.292, SLG: 0.301 (9, 9)					F8			6-3		F7	4	1	1	0	0	0	2									
<b>Hal Lanier, R</b> OBP: 0.256, SLG: 0.278 (1, 4)			BB 1B 1B		1B 1B			K		F9	3	1	1	0	1	1	1									
<b>Bobby Bolin, R</b> OBP: 0.260, SLG: 0.205 <b>Frank Linzy, R</b> OBP: 0.168, SLG: 0.313 (10, 1)			BB 1B BB		1-2 2-3 BB			F4		5-3	3	0	0	0	1	0	2									
<b>Inning Stats</b>	R: 0 E: 0 K: 0 S: 3	H: 0 LOB: 0 BB: 0 P: 5	R: 0 E: 0 K: 1 S: 5	H: 0 LOB: 0 BB: 0 P: 5	R: 2 E: 0 K: 1 S: 8	H: 3 LOB: 2 BB: 1 P: 12	R: 0 E: 0 K: 0 S: 4	H: 1 LOB: 2 BB: 1 P: 8	R: 0 E: 0 K: 1 S: 5	H: 0 LOB: 0 BB: 0 P: 5	R: 0 E: 0 K: 0 S: 3	H: 0 LOB: 0 BB: 0 P: 3	R: 0 E: 0 K: 1 S: 5	H: 0 LOB: 0 BB: 0 P: 5	R: 0 E: 0 K: 0 S: 4	H: 2 LOB: 1 BB: 0 P: 4	R: 0 E: 1 K: 0 S: 4	H: 0 LOB: 1 BB: 0 P: 4	R: 1 E: 0 K: 0 S: 4	H: 1 LOB: 2 BB: 2 P: 12	1B: 4 2B: 2 3B: 1 HR: 1	SF: 0 SAC: 0 DP: 1 HBP: 0	WP: 1 PB: 0 SB: 0 CS: 0	PA: 41		
<b>PITCHER</b>	IP	WLS	BF	H	R	ER	SO	BB	IBB	HBP	BLK	WP	HR	S	P	ERA	WHIP									
<b>Bill Hands, R</b> ERA: 4.57 (1, 1)	2.0		10	3	2	2	1	1	0	0	0	0	0	11	15	9.00	2.000									
<b>Cal Koonce, R</b> ERA: 4.69 (3, 1)	5.0		17	1	0	0	3	0	1	0	0	0	0	22	26	0.00	0.200									
<b>Fergie Jenkins, R</b> ERA: 3.84 (8, 1)	2.2		13	3	1	1	0	2	0	0	0	0	1	11	19	3.38	1.875									
<b>Arnold Earley, L</b> ERA: (10, 1)	0.1	W	1	0	0	0	0	0	0	0	0	0	1	0	1	1	0.00	0.000								

**TOP**

**San Francisco Giants @ Chicago Cubs**  
Wrigley Field, Chicago, IL  
Fri Aug 05 1966, 3:33 AM CDT  
Att. 11,160 - Unknown

AB	37
R	3
H	7
RBI	3
BB	4
SO	4
LOB	15

**GIANTS**

Batter	1	2	3	4	5	6	7	8	9	10	AB	R	H	RBI	BB	SO	LOB								
<b>Adolfo Phillips, R</b> OBP: 0.352, SLG: 0.466 (1, 8)	K		6-3		6-3			K		5-3 1B 1B	5	1	1	0	0	2	0								
<b>Glenn Beckert, R</b> OBP: 0.309, SLG: 0.343 (1, 4)	F7		F6		6-3			F6		5-3	5	0	0	0	0	0	2								
<b>Billy Williams, L</b> OBP: 0.358, SLG: 0.480 (1, 9)	4-1		3-1		F4			F8		1B IBB	4	0	0	0	1	0	0								
<b>Ron Santo, R</b> OBP: 0.414, SLG: 0.556 (1, 5)			HR		K			E6		HR	5	2	3	4	0	1	0								
<b>14 Ernie Banks, R</b> OBP: 0.303, SLG: 0.424 (1, 3)		HR	G6-4-3 1B HBP		6-3			F7		F7	3	0	0	0	0	0	1								
<b>Byron Browne, R</b> OBP: 0.330, SLG: 0.478 (1, 7)			G6-4-3 1B		1B			F7		1B	4	0	3	0	0	0	0								
<b>Randy Hundley, R</b> OBP: 0.295, SLG: 0.407 (1, 2)			G6-4-3 1-2 2-3		F6			6-3		K	4	0	0	0	0	1	4								
<b>Don Kessinger, S</b> OBP: 0.271, SLG: 0.273 (1, 6)			BB		K			1B		6-3	3	0	1	0	1	1	1								
<b>Bill Hands, R</b> OBP: 0.336, SLG: 0.088 (3, 1)			5-3		G3			4-3		5-3 1B 1B	1	0	0	0	0	0	2								
<b>Cal Koonce, R</b> OBP: 0.314, SLG: 0.386 (7, PH)											1	0	0	0	0	0	0								
<b>George Altman, L</b> OBP: 0.311, SLG: 0.300 (8, 1)											0	0	0	0	0	0	0								
<b>Fergie Jenkins, R</b> OBP: 0.371, SLG: 0.360 (10, PH)											0	0	0	0	0	0	0								
<b>Arnold Earley, L</b> OBP: 0.168, SLG: 0.313 (10, PH)											0	0	0	0	0	0	0								
<b>Lee Thomas, L</b> OBP: 0.258, SLG: 0.325 (10, PH)											0	1	0	0	0	0	0								
<b>Joe Mauer, R</b> OBP: 0.298, SLG: 0.320 (10, PH)											0	1	0	0	0	0	0								
<b>Inning Stats</b>	R: 0 E: 0 K: 1 S: 5	H: 0 LOB: 0 BB: 0 P: 5	R: 1 E: 0 K: 0 S: 4	H: 2 LOB: 2 BB: 1 P: 9	R: 0 E: 0 K: 0 S: 3	H: 0 LOB: 0 BB: 0 P: 3	R: 0 E: 0 K: 1 S: 6	H: 1 LOB: 1 BB: 0 P: 6	R: 0 E: 0 K: 1 S: 5	H: 0 LOB: 0 BB: 0 P: 5	R: 0 E: 1 K: 0 S: 4	H: 0 LOB: 1 BB: 0 P: 4	R: 0 E: 0 K: 0 S: 4	H: 1 LOB: 1 BB: 0 P: 4	R: 0 E: 0 K: 1 S: 5	H: 0 LOB: 0 BB: 0 P: 5	R: 1 E: 0 K: 1 S: 7	H: 2 LOB: 1 BB: 0 P: 7	R: 2 E: 0 K: 0 S: 4	H: 3 LOB: 2 BB: 1 P: 8	1B: 7 2B: 0 3B: 0 HR: 2	SF: 0 SAC: 0 DP: 1 HBP: 1	WP: 0 PB: 0 SB: 0 CS: 0	PA: 40	
<b>PITCHER</b>	IP	WLS	BF	H	R	ER	SO	BB	IBB	HBP	BLK	WP	HR	S	P	ERA	WHIP								
<b>Bobby Bolin, R</b> ERA: 3.23 (1, 1)	9.0		36	7	3	3	5	1	0	0	0	0	2	44	49	3.00	0.889								
<b>Frank Linzy, R</b> ERA: 2.76 (10, 1)	0.1	L	4	2	1	1	0	0	1	0	0	0	0	3	7	27.00	6.000								

**BOTTOM**

**San Francisco Giants @ Chicago Cubs**  
Wrigley Field, Chicago, IL  
Fri Aug 05 1966, 3:33 AM CDT  
Att. 11,160 - Unknown

AB	37
R	4
H	9
RBI	4
BB	2
SO	5
LOB	11

**CUBS**



Batter	1	2	3	4	5	6	7	8	9	AB	R	H	RBI	BB	SO	LOB	TOP			
<b>Tito Fuentes, S</b> OBP: 0.282, SLG: 0.341 (1, 6)	F6		E6		5-3			6-3		4	0	0	0	0	0	0	<b>San Francisco Giants @ Chicago Cubs</b> Wrigley Field, Chicago, IL Sat Aug 06 1966, 3:33 AM CDT Att: 17,844 - Unknown			
<b>Tom Haller, L</b> OBP: 0.310, SLG: 0.486 (1, 2)	G3		F7		4-3			F4		4	0	0	0	0	0	1				
<b>Willie Mays, R</b> OBP: 0.364, SLG: 0.547 (1, 8)			2B		6-3			K		4	1	2	0	0	1	0				
<b>Willie McCovey, L</b> OBP: 0.383, SLG: 0.554 (1, 3)	5-3		FC5							4	0	1	1	0	0	1				
<b>Jim Ray Hart, R</b> OBP: 0.351, SLG: 0.511 (1, 5)		1B	FC5							4	1	1	0	0	0	1				
<b>Cap Peterson, R</b> OBP: 0.321, SLG: 0.363 (1, 7)		WP								4	0	2	0	0	0	0				
<b>Ollie Brown, R</b> OBP: 0.289, SLG: 0.297 (1, 9)										3	0	0	0	0	1	2				
<b>Hal Lanier, R</b> OBP: 0.255, SLG: 0.276 (7, PH)										2	0	0	0	0	0	2				
<b>Ozzie Virgil, R</b> OBP: 0.297, SLG: 0.410 (7, 4)	5-3		FC1-6							1	0	0	0	0	0	0				
<b>Bob Priddy, R</b> OBP: 0.267, SLG: 0.214 (4, PH)										1	0	1	0	0	0	0				
<b>Len Gabrielson, L</b> OBP: 0.286, SLG: 0.297 (4, PH)										1	0	0	0	0	0	1				
<b>Ron Herbel, R</b> OBP: 0.097, SLG: 0.029 (7, PH)										0	0	0	0	0	0	0				
<b>Don Mason, L</b> OBP: 0.125, SLG: 0.250 (7, PH)										1	0	0	0	0	0	0				
<b>Lindy McDaniel, R</b> OBP: 0.091, SLG: 0.091 (7, 1)										0	0	0	0	0	0	0				
<b>Inning Stats</b>	R: 0 E: 0 K: 0 S: 4	H: 1 LOB: 1 BB: 0 P: 4	R: 1 E: 0 K: 0 S: 5	H: 3 LOB: 2 BB: 0 P: 5	R: 1 E: 1 K: 0 S: 5	H: 2 LOB: 1 BB: 0 P: 5	R: 0 E: 0 K: 0 S: 4	H: 1 LOB: 1 BB: 0 P: 4	R: 0 E: 0 K: 1 S: 3	H: 0 LOB: 0 BB: 0 P: 3	R: 0 E: 0 K: 1 S: 5	H: 0 LOB: 0 BB: 0 P: 5	R: 0 E: 0 K: 1 S: 3	H: 0 LOB: 0 BB: 0 P: 3	R: 0 E: 0 K: 0 S: 3	H: 0 LOB: 0 BB: 0 P: 3	1B: 5 2B: 2 3B: 0 HR: 0	SF: 0 SAC: 0 DP: 0 HBP: 0	WP: 1 PB: 0 SB: 0 CS: 0	PA: 33
<b>PITCHER</b>	IP WLS BF H R ER SO BB IBB HBP BLK WP HR S P ERA WHIP																			
<b>Robin Roberts, R</b> ERA: 3.86 (1, 1)	2.0	9	4	1	1	0	0	0	0	0	0	0	1	0	9	9	4.50	2.000		
<b>Bill Hands, R</b> ERA: 4.29 (3, 1)	7.0	W	24	3	1	0	2	0	0	0	0	0	0	0	28	28	0.00	0.429		

Batter	1	2	3	4	5	6	7	8	9	AB	R	H	RBI	BB	SO	LOB	BOTTOM	
<b>Adolfo Phillips, R</b> OBP: 0.351, SLG: 0.464 (1, 8)	F4		BLK		6-3			K		4	1	1	0	0	1	1	<b>San Francisco Giants @ Chicago Cubs</b> Wrigley Field, Chicago, IL Sat Aug 06 1966, 3:33 AM CDT Att: 17,844 - Unknown	
<b>Glenn Beckert, R</b> OBP: 0.311, SLG: 0.344 (1, 4)	4-3		1B					6-3		4	0	2	2	0	0	0		
<b>Billy Williams, L</b> OBP: 0.356, SLG: 0.476 (1, 9)	F8		L4-3		FC4-6			F7		4	0	0	0	0	0	2		
<b>Ron Santo, R</b> OBP: 0.413, SLG: 0.555 (1, 5)		K	14		F9			K		4	1	1	0	0	2	1		
<b>14 Ernie Banks, R</b> OBP: 0.305, SLG: 0.434 (1, 3)	F4		1B		K			HR		4	1	2	2	0	1	1		
<b>Byron Browne, R</b> OBP: 0.332, SLG: 0.478 (1, 7)			1B		K			CS		4	0	2	0	0	1	1		
<b>Randy Hundley, R</b> OBP: 0.292, SLG: 0.402 (1, 2)	5-3				1-3			K		4	0	0	0	0	2	2		
<b>Don Kessinger, S</b> OBP: 0.277, SLG: 0.280 (1, 6)			1B		1B			1B		3	1	3	0	0	0	0		
<b>Robin Roberts, S</b> OBP: 0.214, SLG: 0.083 (1, 1)			BLK		1B			1B		0	0	0	0	0	0	0		
<b>Bill Hands, R</b> OBP: 0.132, SLG: 0.086 (3, 1)			SH		SH1-4			F6		1	1	0	0	0	0	1		
<b>Inning Stats</b>	R: 0 E: 0 K: 0 S: 3	H: 0 LOB: 0 BB: 0 P: 3	R: 0 E: 0 K: 1 S: 6	H: 1 LOB: 1 BB: 0 P: 6	R: 4 E: 0 K: 1 S: 10	H: 5 LOB: 1 BB: 0 P: 10	R: 0 E: 0 K: 0 S: 4	H: 1 LOB: 1 BB: 0 P: 4	R: 0 E: 0 K: 1 S: 6	H: 1 LOB: 1 BB: 0 P: 6	R: 0 E: 0 K: 1 S: 5	H: 0 LOB: 0 BB: 0 P: 5	R: 1 E: 0 K: 2 S: 8	H: 2 LOB: 2 BB: 0 P: 8	1B: 9 2B: 2 3B: 0 HR: 1	SF: 0 SAC: 2 DP: 1 HBP: 0	WP: 1 PB: 0 SB: 0 CS: 1	PA: 34
<b>PITCHER</b>	IP WLS BF H R ER SO BB IBB HBP BLK WP HR S P ERA WHIP																	
<b>Bob Priddy, R</b> ERA: 4.09 (1, 1)	3.0	L	15	6	4	4	2	0	0	0	0	1	0	19	19	12.00	2.000	
<b>Ron Herbel, R</b> ERA: 4.27 (4, 1)	3.0		12	3	0	0	2	0	0	0	0	1	0	16	16	0.00	1.000	
<b>Lindy McDaniel, R</b> ERA: 3.51 (7, 1)	2.0		7	2	1	1	3	0	0	0	0	0	1	13	13	4.50	1.000	









Batter	1	2	3	4	5	6	7	8	9	AB	R	H	RBI	BB	SO	LOB	TOP				
<b>Tito Fuentes, S</b> OBP: 0.286, SLG: 0.343 (1, 6)	F7		F7		F7	K			S 2B	5	0	1	0	0	1	4	<b>San Francisco Giants @ Cincinnati Reds</b> Crosley Field, Cincinnati, OH Mon Aug 08 1966, 7:05 PM EDT Unknown				
<b>Len Gabrielson, L</b> OBP: 0.287, SLG: 0.314 <b>Jim Davenport, R</b> OBP: 0.306, SLG: 0.389 (6, PH) (6, 5)	L3		4-3			HR			F3	3	1	1	1	0	0	1					
<b>Willie Mays, R</b> OBP: 0.369, SLG: 0.561 (1, 8)	HR			HR	F8				F4	5	2	3	1	0	0	1					
<b>Willie McCovey, L</b> OBP: 0.384, SLG: 0.565 (1, 3)	K			HR	6-3					4	1	1	2	0	2	1					
<b>Jim Ray Hart, R</b> OBP: 0.353, SLG: 0.520 (1, 5) (6, 7)					F8				G5-4-3	4	1	2	1	0	0	1					
<b>Tom Haller, L</b> OBP: 0.310, SLG: 0.485 <b>Ozzie Virgil, R</b> OBP: 0.288, SLG: 0.397 (1, 2) (7, 2)	FC4-6 1B					HR			F3	3	1	2	0	0	0	1					
<b>Jesus Alou, R</b> OBP: 0.254, SLG: 0.271 (1, 9)	F7				F7	BB FC1-5			L1	3	0	0	0	1	0	2					
<b>Hal Lanier, R</b> OBP: 0.256, SLG: 0.280 (1, 4)	CS		SH1-4 1B			FC1-5 BB			F8	4	0	2	1	0	0	2					
<b>Ray Sadecki, L</b> OBP: 0.333, SLG: 0.688 (1, 1) <b>Ron Herbel, R</b> OBP: 0.287, SLG: 0.329 (4, 1) <b>Cap Peterson, R</b> OBP: 0.329, SLG: 0.387 (5, PH) <b>Don Mason, R</b> OBP: 0.309, SLG: 0.359 (5, PH) <b>Bob Priddy, R</b> OBP: 0.287, SLG: 0.214 (5, PH) <b>Dick Dietz, R</b> OBP: 0.240, SLG: 0.240 (5, PH)			SH1-4		3-1				1-3	1	0	0	0	0	0	1					
<b>Inning Stats</b>	R: 1 E: 0 K: 1 S: 6	H: 1 LOB: 0 BB: 0 P: 6	R: 0 E: 0 K: 0 S: 3	H: 1 LOB: 0 BB: 0 P: 3	R: 0 E: 0 K: 0 S: 4	H: 1 LOB: 1 BB: 0 P: 4	R: 3 E: 0 K: 0 S: 7	H: 4 LOB: 1 BB: 0 P: 7	R: 1 E: 0 K: 1 S: 4	H: 2 LOB: 2 BB: 2 P: 15	R: 0 E: 0 K: 1 S: 5	H: 1 LOB: 0 BB: 0 P: 5	R: 0 E: 0 K: 0 S: 3	H: 0 LOB: 0 BB: 0 P: 3	R: 0 E: 0 K: 0 S: 4	H: 1 LOB: 1 BB: 0 P: 4		1B: 5 2B: 3 3B: 0 HR: 4	SF: 0 SAC: 1 DP: 1 HBP: 0	WP: 0 PB: 0 SB: 1 CS: 1	PA: 40
<b>PITCHER</b>	IP	WLS	BF	H	R	ER	SO	BB	IBB	HBP	BLK	WP	HR	S	P	ERA	WHIP				
<b>Jim Maloney, R</b> ERA: 2.71 <b>Ted Davidson, L</b> ERA: 4.35	(1, 1) (6, 1)	5.0 S	25 14	10 2	6 0	5 0	1 2	1 1	0 0	0 0	0 0	0 0	4 0	26 17	30 21	9.00 0.00	2.200 0.750				

AB	36
R	6
H	12
RBI	6
BB	2
SO	3
LOB	18



Batter	1	2	3	4	5	6	7	8	9	AB	R	H	RBI	BB	SO	LOB	BOTTOM				
<b>Tommy Harper, R</b> OBP: 0.373, SLG: 0.402 (1, 9)	L5		6-3			F4			5-3	5	0	1	0	0	0	0	<b>San Francisco Giants @ Cincinnati Reds</b> Crosley Field, Cincinnati, OH Mon Aug 08 1966, 7:05 PM EDT Unknown				
<b>Pete Rose, S</b> OBP: 0.318, SLG: 0.416 (1, 4)	G6-4-3 1B		F9		F7	HR				4	1	2	0	0	0	1					
<b>Tommy Helms, R</b> OBP: 0.339, SLG: 0.426 (1, 5)	G6-4-3 1-2		F9		FC5-4 1B 2B	HR				4	2	1	2	0	0	2					
<b>Deron Johnson, R</b> OBP: 0.297, SLG: 0.413 (1, 7) (6, 3)		1B 2B		HR	2B E 1B	5-3				4	3	3	0	0	0	0					
<b>Tony Perez, R</b> OBP: 0.297, SLG: 0.396 <b>Art Shamsky, L</b> OBP: 0.321, SLG: 0.503 (5, PH) (6, 7)		1B 1B 1B		HR	E HR 2B			F8		2	1	2	3	0	0	0					
<b>Dick Simpson, R</b> OBP: 0.367, SLG: 0.462 (1, 8)		1B 1B		FC6-4 1B	E6 HR			K		4	1	2	0	0	1	1					
<b>Leo Cardenas, R</b> OBP: 0.311, SLG: 0.414 (1, 6)		P3		FC6-4 1-2	HR			K		4	1	1	3	0	1	3					
<b>Jimmie Coker, R</b> OBP: 0.274, SLG: 0.423 (1, 2)		L4-6 1B		P3	F7			4-3		3	0	1	0	0	0	1					
<b>Jim Maloney, L</b> OBP: 0.258, SLG: 0.226 <b>Ted Davidson, R</b> <b>Johnny Edwards, L</b> OBP: 0.289, SLG: 0.306 (1, 1) (6, 1) (6, 2)		L4-6		K		K		4-3		2	0	0	0	0	1	4					
<b>Inning Stats</b>	R: 0 E: 0 K: 0 S: 3	H: 4 LOB: 2 BB: 0 P: 6	R: 0 E: 0 K: 0 S: 3	H: 0 LOB: 0 BB: 0 P: 3	R: 2 E: 0 K: 1 S: 8	H: 3 LOB: 1 BB: 0 P: 8	R: 5 E: 1 K: 0 S: 8	H: 4 LOB: 0 BB: 0 P: 8	R: 2 E: 0 K: 1 S: 7	H: 2 LOB: 0 BB: 0 P: 7	R: 0 E: 0 K: 2 S: 7	H: 0 LOB: 0 BB: 0 P: 7	R: 0 E: 0 K: 0 S: 3	H: 0 LOB: 0 BB: 0 P: 3	R: 0 E: 0 K: 0 S: 3	H: 0 LOB: 0 BB: 0 P: 3		1B: 8 2B: 4 3B: 0 HR: 3	SF: 0 SAC: 0 DP: 2 HBP: 0	WP: 0 PB: 0 SB: 1 CS: 0	PA: 37
<b>PITCHER</b>	IP	WLS	BF	H	R	ER	SO	BB	IBB	HBP	BLK	WP	HR	S	P	ERA	WHIP				
<b>Ray Sadecki, L</b> ERA: 5.0 <b>Ron Herbel, R</b> ERA: 4.28 <b>Bob Priddy, R</b> ERA: 4.17	(1, 1) (4, 1) (6, 1)	3.0 L	15 11	8 4	3 5	3 1	3 1	0 0	0 0	0 0	0 0	0 0	1 1	13 13	13 17	9.00 4.50 6.00	2.667 2.000 0.667				

AB	37
R	10
H	14
RBI	9
BB	0
SO	4
LOB	12





Batter	1	2	3	4	5	6	7	8	9	AB	R	H	RBI	BB	SO	LOB	TOP								
<b>Tito Fuentes, S</b> OBP: 0.284, SLG: 0.341	F7	1B SF9		F5		F6		F1		5	1	1	0	0	0	2									
<b>Len Gabrielson, L</b> OBP: 0.295, SLG: 0.307	1B BB	F8		4-3		K		G3		4	1	0	0	1	1	2									
<b>Willie Mays, R</b> OBP: 0.367, SLG: 0.557	F4	SF9 HBP 1-3 1B		K		K		F6		5	0	1	0	0	2	1									
<b>Willie McCovey, L</b> OBP: 0.392, SLG: 0.579	1B 1B	HBP			E S 1B	HR		1B		4	3	4	1	0	0	0									
<b>Jim Ray Hart, R</b> OBP: 0.352, SLG: 0.517	1B 1B	SF9		K		F9		E5		4	1	1	2	0	1	2									
<b>Tom Haller, L</b> OBP: 0.311, SLG: 0.483	1B 2B	K		G3		F9		FC6-4 1B		5	1	2	2	0	1	3									
<b>Jesus Alou, R</b> OBP: 0.254, SLG: 0.271	2B 1B			F7		F7		K		4	0	1	1	0	1	1									
<b>Ollie Brown, R</b> OBP: 0.290, SLG: 0.293	1B							FC6-4		1	0	0	0	0	0	2									
<b>Hal Lanier, R</b> OBP: 0.259, SLG: 0.286	2B			K		F3		1B		4	0	2	1	0	1	0									
<b>Joe Gibbon, R</b> OBP: 0.182, SLG: 0.100	K			K		E1		K		2	0	0	0	0	2	2									
<b>Lindy McDaniel, R</b> OBP: 0.077, SLG: 0.077										2	0	0	0	0	1	1									
<b>Bill Henry, L</b> OBP: 0.188, SLG: 0.313										0	0	0	0	0	0	0									
<b>Frank Linzy, R</b> OBP: 0.188, SLG: 0.313										0	0	0	0	0	0	0									
<b>Inning Stats</b>	R: 4 E: 0 K: 1 S: 10	H: 5 LOB: 2 BB: 1 P: 14	R: 1 E: 0 K: 1 S: 7	H: 2 LOB: 2 BB: 0 P: 8	R: 0 E: 0 K: 2 S: 7	H: 0 LOB: 0 BB: 0 P: 7	R: 0 E: 0 K: 1 S: 5	H: 0 LOB: 0 BB: 0 P: 5	R: 0 E: 0 K: 1 S: 6	H: 1 LOB: 1 BB: 0 P: 6	R: 0 E: 1 K: 1 S: 6	H: 0 LOB: 1 BB: 0 P: 6	R: 1 E: 0 K: 1 S: 6	H: 1 LOB: 0 BB: 0 P: 6	R: 0 E: 0 K: 2 S: 8	H: 1 LOB: 1 BB: 0 P: 8	R: 1 E: 1 K: 0 S: 6	H: 2 LOB: 2 BB: 0 P: 6	1B: 10 2B: 1 3B: 0 HR: 1	SF: 1 SAC: 0 DP: 0 HBP: 1	WP: 0 PB: 0 SB: 1 CS: 0	PA: 43			
<b>PITCHER</b>	IP	WLS	BF	H	R	ER	SO	BB	IBB	HBP	BLK	WP	HR	S	P	ERA	WHIP								
<b>Sammy Ellis, R</b> ERA: 5.14	(1, 1)	1.1	12	7	5	5	1	1	0	0	0	0	0	13	17	33.75	6.000								
<b>Joe Nuxhall, L</b> ERA: 4.39	(2, 1)	1.2	6	0	0	0	3	0	0	1	0	0	0	11	12	0.00	0.000								
<b>Jack Baldschun, R</b> ERA: 5.71	(4, 1)	4.0	L	15	2	1	4	0	0	0	0	0	1	23	23	2.25	0.500								
<b>Don Nottebart, R</b> ERA: 2.09	(8, 1)	2.0		10	3	1	0	2	0	0	0	0	0	14	14	0.00	1.500								

**San Francisco Giants @ Cincinnati Reds**  
 Crosley Field, Cincinnati, OH  
 Mon Aug 08 1966, 7:05 PM EDT  
 Att: 32,552 - Unknown

AB	40
R	7
H	12
RBI	7
BB	1
SO	10
LOB	16



Batter	1	2	3	4	5	6	7	8	9	AB	R	H	RBI	BB	SO	LOB	BOTTOM								
<b>Tommy Harper, R</b> OBP: 0.371, SLG: 0.397	6-3		K	1B BB		5-3		F4		4	0	0	0	1	1	1									
<b>Pete Rose, S</b> OBP: 0.319, SLG: 0.416	2B 6-3 1B		F9	1B		F8		K2-3		5	1	2	1	0	1	1									
<b>Tommy Helms, R</b> OBP: 0.340, SLG: 0.429	2B		2B	1B		5-3		F8		5	1	2	0	0	1	2									
<b>Deron Johnson, R</b> OBP: 0.299, SLG: 0.416	6-3		2B	1B		4-3		G4-6-3 1B		4	0	2	3	0	0	1									
<b>Tony Perez, R</b> OBP: 0.297, SLG: 0.398	F9		P3					G4-6-3 1-2f		4	0	1	0	0	0	3									
<b>Don Nottebart, R</b> OBP: 0.150, SLG: 0.105										0	0	0	0	0	0	0									
<b>Dick Simpson, R</b> OBP: 0.385, SLG: 0.444			K			K		K		2	0	0	0	0	2	0									
<b>Art Shamsky, L</b> OBP: 0.316, SLG: 0.497										2	0	0	0	0	2	1									
<b>Leo Cardenas, R</b> OBP: 0.313, SLG: 0.418	F7		K			K		3B		3	0	1	0	1	1	0									
<b>Jimmie Coker, R</b> OBP: 0.276, SLG: 0.419								K		3	1	1	0	0	0	2									
<b>Vada Pinson, L</b> OBP: 0.332, SLG: 0.433	6-3									1	0	0	0	0	1	1									
<b>Johnny Edwards, L</b> OBP: 0.289, SLG: 0.306				WP 1B						0	0	0	0	0	0	0									
<b>Sammy Ellis, L</b> OBP: 0.180, SLG: 0.109										0	0	0	0	0	0	0									
<b>Joe Nuxhall, L</b> OBP: 0.136, SLG: 0.182										0	0	0	0	0	0	0									
<b>Milt Pappas, R</b> OBP: 0.143, SLG: 0.208				WP 1B						0	1	0	0	1	0	0									
<b>Jack Baldschun, R</b> OBP: 0.333, SLG: 0.333				2B BB						2	1	1	1	0	1	0									
<b>Grado Ruiz, S</b> OBP: 0.256, SLG: 0.231										1	0	0	0	0	1										
<b>Inning Stats</b>	R: 1 E: 0 K: 0 S: 5	H: 2 LOB: 0 BB: 0 P: 5	R: 0 E: 0 K: 1 S: 5	H: 0 LOB: 0 BB: 0 P: 5	R: 2 E: 0 K: 1 S: 7	H: 2 LOB: 1 BB: 1 P: 11	R: 2 E: 0 K: 2 S: 10	H: 3 LOB: 2 BB: 1 P: 14	R: 0 E: 0 K: 1 S: 6	H: 1 LOB: 2 BB: 1 P: 10	R: 0 E: 0 K: 1 S: 5	H: 0 LOB: 0 BB: 0 P: 5	R: 0 E: 0 K: 1 S: 5	H: 1 LOB: 0 BB: 0 P: 5	R: 0 E: 0 K: 2 S: 8	H: 1 LOB: 1 BB: 0 P: 8	R: 0 E: 0 K: 1 S: 5	H: 0 LOB: 0 BB: 0 P: 5	1B: 6 2B: 3 3B: 1 HR: 0	SF: 0 SAC: 0 DP: 1 HBP: 0	WP: 2 PB: 0 SB: 0 CS: 0	PA: 39			
<b>PITCHER</b>	IP	WLS	BF	H	R	ER	SO	BB	IBB	HBP	BLK	WP	HR	S	P	ERA	WHIP								
<b>Joe Gibbon, L</b> ERA: 4.12	(1, 1)	3.2		20	3	0	4	1	0	0	0	0	0	26	34	0.00	2.455								
<b>Lindy McDaniel, R</b> ERA: 3.35	(4, 1)	3.2	W	14	3	0	4	1	0	0	0	0	0	21	25	0.00	1.091								
<b>Bill Henry, L</b> ERA: 1.89	(8, 1)	0.2		2	0	0	1	0	0	0	0	0	0	4	4	0.00	0.000								
<b>Frank Linzy, R</b> ERA: 2.85	(9, 1)	1.0	S	3	0	0	1	0	0	0	0	0	0	5	5	0.00	0.000								

**San Francisco Giants @ Cincinnati Reds**  
 Crosley Field, Cincinnati, OH  
 Mon Aug 08 1966, 7:05 PM EDT  
 Att: 32,552 - Unknown

AB	36
R	5
H	10
RBI	5
BB	3
SO	10
LOB	13





Batter	1	2	3	4	5	6	7	8	9	AB	R	H	RBI	BB	SO	LOB	TOP			
<b>Tito Fuentes, S</b> OBP: 0.290, SLG: 0.349 (1,6)										4	1	3	0	0	0	0	<b>San Francisco Giants @ Cincinnati Reds</b> Crosley Field, Cincinnati, OH Tue Aug 09 1966, 7:05 PM EDT Att: 16,631 - Unknown			
<b>Len Gabrielson, L</b> OBP: 0.294, SLG: 0.306 (1,7)										4	0	1	0	0	0	2				
<b>Willie Mays, R</b> OBP: 0.368, SLG: 0.555 (1,8)										3	0	1	0	1	1	0				
<b>Willie McCovey, L</b> OBP: 0.393, SLG: 0.575 (1,3)										2	0	0	1	2	0	1				
<b>Jim Ray Hart, R</b> OBP: 0.351, SLG: 0.517 (1,5)										4	1	1	0	0	1	4				
<b>Ozzie Virgil, R</b> OBP: 0.271, SLG: 0.373 (1,2)										4	0	0	0	0	0	5				
<b>Jesus Alou, R</b> OBP: 0.251, SLG: 0.269 (1,9)										2	0	0	1	0	0	0		<b>AB 32</b> <b>R 2</b> <b>H 7</b> <b>RBI 2</b> <b>BB 3</b> <b>SO 6</b> <b>LOB 13</b>		
<b>Tom Haller, L</b> OBP: 0.310, SLG: 0.482 (9, PH)									1	0	0	0	0	0	0					
<b>Hal Lanier, R</b> OBP: 0.259, SLG: 0.287 (1,4)										3	0	1	0	0	1	0				
<b>Bob Burda, L</b> OBP: 0.222, SLG: 0.235 (9, PH)										1	0	0	0	0	0	0				
<b>Bobby Bolin, R</b> OBP: 0.245, SLG: 0.191 (1,1)										3	0	0	0	0	2	1				
<b>Cap Peterson, R</b> OBP: 0.327, SLG: 0.364 (9, PH)										1	0	0	0	0	1	0				
<b>Inning Stats</b>	R: 0 E: 0 K: 0 S: 4	H: 2 LOB: 1 BB: 0 P: 4	R: 0 E: 0 K: 0 S: 3	H: 0 LOB: 0 BB: 0 P: 3	R: 0 E: 0 K: 0 S: 3	H: 0 LOB: 0 BB: 0 P: 3	R: 1 E: 0 K: 1 S: 6	H: 1 LOB: 3 BB: 2 P: 6	R: 1 E: 0 K: 2 S: 9	H: 2 LOB: 3 BB: 2 P: 17	R: 0 E: 0 K: 1 S: 7	H: 2 LOB: 2 BB: 0 P: 7	R: 0 E: 0 K: 1 S: 5	H: 0 LOB: 1 BB: 1 P: 9	R: 0 E: 0 K: 1 S: 5	H: 0 LOB: 0 BB: 0 P: 5	1B: 5 2B: 2 3B: 0 HR: 0	SF: 1 SAC: 0 DP: 0 HBP: 0	WP: 0 PB: 0 SB: 0 CS: 0	PA: 36
<b>PITCHER</b>	IP WLS BF H R ER SO BB IBB HBP BLK WP HR S P ERA WHIP																			
<b>Milt Pappas, R</b> ERA: 4.24 (1,1)	5.1	20	5	2	2	2	0	0	0	0	0	0	24	24	3.38	0.938				
<b>Sammy Ellis, R</b> ERA: 5.02 (6,1)	3.2	16	2	0	0	4	3	0	0	0	0	0	21	33	0.00	1.364				

Batter	1	2	3	4	5	6	7	8	9	AB	R	H	RBI	BB	SO	LOB	BOTTOM			
<b>Tommy Harper, R</b> OBP: 0.370, SLG: 0.394 (1,9)										3	0	0	0	1	1	2	<b>San Francisco Giants @ Cincinnati Reds</b> Crosley Field, Cincinnati, OH Tue Aug 09 1966, 7:05 PM EDT Att: 16,631 - Unknown			
<b>Pete Rose, S</b> OBP: 0.319, SLG: 0.415 (1,4)										4	0	1	1	0	0	2				
<b>Vada Pinson, L</b> OBP: 0.333, SLG: 0.434 (1,8)										4	1	2	1	0	1	2				
<b>Deron Johnson, R</b> OBP: 0.301, SLG: 0.416 (1,7)										3	0	1	0	1	0	0				
<b>Gordy Coleman, L</b> OBP: 0.309, SLG: 0.346 (1,3)										3	0	1	0	1	1	4				
<b>Dick Simpson, R</b> OBP: 0.355, SLG: 0.444 (8,9)										0	0	0	0	0	0	0				
<b>Tommy Helms, R</b> OBP: 0.339, SLG: 0.425 (1,5)										3	0	0	0	1	0	3				
<b>Johnny Edwards, L</b> OBP: 0.284, SLG: 0.301 (1,2)										4	0	0	0	0	0	2		<b>AB 30</b> <b>R 3</b> <b>H 7</b> <b>RBI 2</b> <b>BB 4</b> <b>SO 3</b> <b>LOB 16</b>		
<b>Leo Cardenas, R</b> OBP: 0.312, SLG: 0.417 (1,6)										4	1	1	0	0	0	1				
<b>Milt Pappas, R</b> OBP: 0.155, SLG: 0.204 (1,1)										1	0	0	0	0	0	0				
<b>Sammy Ellis, L</b> OBP: 0.196, SLG: 0.128 (6,1)										1	1	1	0	0	0	0				
<b>Inning Stats</b>	R: 1 E: 1 K: 1 S: 7	H: 2 LOB: 1 BB: 0 P: 7	R: 0 E: 0 K: 0 S: 3	H: 0 LOB: 0 BB: 0 P: 3	R: 0 E: 0 K: 1 S: 5	H: 0 LOB: 0 BB: 0 P: 5	R: 0 E: 0 K: 0 S: 4	H: 1 LOB: 1 BB: 0 P: 4	R: 1 E: 0 K: 1 S: 7	H: 2 LOB: 2 BB: 0 P: 8	R: 0 E: 1 K: 0 S: 3	H: 0 LOB: 1 BB: 1 P: 7	R: 1 E: 0 K: 0 S: 5	H: 2 LOB: 3 BB: 2 P: 13	R: 0 E: 0 K: 0 S: 2	H: 0 LOB: 0 BB: 1 P: 6	1B: 7 2B: 0 3B: 0 HR: 0	SF: 0 SAC: 0 DP: 2 HBP: 1	WP: 0 PB: 0 SB: 0 CS: 0	PA: 35
<b>PITCHER</b>	IP WLS BF H R ER SO BB IBB HBP BLK WP HR S P ERA WHIP																			
<b>Bobby Bolin, R</b> ERA: 3.17 (1,1)	8.0	35	7	3	2	3	4	0	1	0	0	0	36	53	2.25	1.375				



Batter	1	2	3	4	5	6	7	8	9	AB	R	H	RBI	BB	SO	LOB	TOP	
Ron Davis, R OBP: 0.267, SLG: 0.310 (1, 8)	0-0 6-3			0-0 6-3		0-0 1-3			0-0 FC2-6	4	0	0	0	0	0	1		
Sonny Jackson, L OBP: 0.323, SLG: 0.326 (1, 6)	0-0 G3			0-0 6-3			0-0 6-3		0-3 K	4	0	0	0	0	1	1		
Joe Morgan, L OBP: 0.428, SLG: 0.428 (1, 4)	0-0 1-3			0-0 5-3			0-0 F9		0-0 G3	4	0	0	0	0	0	1		
Chuck Harrison, R OBP: 0.305, SLG: 0.364 (1, 3)		0-0 5-3			0-0 F4			0-0 FC4-6 1B		3	0	1	0	0	0	0		
Lee Maye, L OBP: 0.310, SLG: 0.426 (1, 7)		0-0 4-3			0-0 1B			0-0 FC4-6		3	0	1	0	0	0	1		
Dave Nicholson, R OBP: 0.361, SLG: 0.436 (1, 9)		0-0 G3			0-3 K			0-3 K		3	0	0	0	0	2	1		
John Bateman, R OBP: 0.319, SLG: 0.491 (1, 2)			0-0 F9		0-0 F9			0-0 5-3		3	0	0	0	0	0	1		
Gene Freese, R OBP: 0.271, SLG: 0.283 (1, 5)			0-0 F3			0-3 K		0-0 F6		3	0	0	0	0	1	0		
Mike Cuellar, L OBP: 0.128, SLG: 0.130 (1, 1)			0-0 5-3			0-3 K			0-0 FC2-6 1B	3	0	1	0	0	1	0		
<b>Inning Stats</b>	R: 0 E: 0 K: 0 S: 3	H: 0 LOB: 0 BB: 0 P: 3	R: 0 E: 0 K: 0 S: 3	H: 0 LOB: 0 BB: 0 P: 3	R: 0 E: 0 K: 0 S: 3	H: 0 LOB: 0 BB: 0 P: 3	R: 0 E: 0 K: 2 S: 7	H: 1 LOB: 1 BB: 0 P: 7	R: 0 E: 0 K: 1 S: 4	H: 1 LOB: 1 BB: 0 P: 4	R: 0 E: 0 K: 1 S: 5	H: 0 LOB: 0 BB: 0 P: 5	R: 0 E: 0 K: 1 S: 6	H: 1 LOB: 1 BB: 0 P: 6	1B: 3 2B: 0 3B: 0 HR: 0	SF: 0 SAC: 0 DP: 0 HBP: 0	WP: 0 PB: 0 SB: 0 CS: 0	PA: 30
<b>PITCHER</b> Gaylord Perry, R ERA: 2.68 (1, 1)	IP: 9.0 WLS: W BF: 30 H: 3 R: 0 ER: 0 SO: 5 BB: 0 IBB: 0 HBP: 0 BLK: 0 WP: 0 HR: 0 S: 40 P: 40 ERA: 0.00 WHIP: 0.333															<b>PITCHER</b>		

Houston Astros @ San Francisco Giants  
Candlestick Park, San Francisco, CA  
Fri Aug 12, 1966, 10:05 PM EDT  
Att: 16,934 - Unknown

AB	30
R	0
H	3
RBI	0
BB	0
SO	5
LOB	6



Batter	1	2	3	4	5	6	7	8	9	AB	R	H	RBI	BB	SO	LOB	BOTTOM	
Tito Fuentes, S OBP: 0.287, SLG: 0.346 (1, 6)	0-0 F2		0-3 K			0-0 SH1-4		0-0 E5		3	0	0	0	0	1	0		
Willie McCovey, L OBP: 0.394, SLG: 0.573 (1, 3)	4-0 BB			0-0 FC4-6 1B		0-0 F3		0-3 K		3	0	1	0	1	1	2		
Willie Mays, R OBP: 0.367, SLG: 0.559 (1, 8)	0-3 K			0-0 F3		0-0 L1			0-0 HR	4	1	1	1	0	1	3		
Jim Ray Hart, R OBP: 0.348, SLG: 0.513 (1, 5)	0-0 6-3			0-0 FC4-6			0-0 F4			3	0	0	0	0	0	2		
Cap Peterson, R OBP: 0.321, SLG: 0.357 (1, 7)		0-0 6-3		0-0 F7			0-0 F9			3	0	0	0	0	0	1		
Ozzie Virgil, R OBP: 0.274, SLG: 0.371 (1, 2)		0-0 4-3			0-0 6-3					3	0	1	0	0	0	0		
Ollie Brown, R OBP: 0.287, SLG: 0.290 (1, 9)		0-0 F8			0-0 5-3		0-3 K			3	0	0	0	0	1	1		
Hal Lanier, R OBP: 0.257, SLG: 0.284 (1, 4)			0-0 4-3		0-0 F9			0-0 F7		3	0	0	0	0	0	0		
Gaylord Perry, R OBP: 0.226, SLG: 0.230 (1, 1)			0-3 K			0-0 SH1-4 1B		0-0 5-3		3	0	1	0	0	1	0		
<b>Inning Stats</b>	R: 0 E: 0 K: 1 S: 5	H: 0 LOB: 1 BB: 1 P: 9	R: 0 E: 0 K: 0 S: 3	H: 0 LOB: 0 BB: 0 P: 3	R: 0 E: 0 K: 2 S: 7	H: 0 LOB: 0 BB: 0 P: 7	R: 0 E: 0 K: 0 S: 4	H: 1 LOB: 1 BB: 0 P: 4	R: 0 E: 0 K: 1 S: 6	H: 1 LOB: 1 BB: 0 P: 6	R: 0 E: 1 K: 1 S: 6	H: 0 LOB: 1 BB: 0 P: 6	R: 1 E: 0 K: 0 S: 1	H: 1 LOB: 0 BB: 0 P: 1	1B: 3 2B: 0 3B: 0 HR: 1	SF: 0 SAC: 1 DP: 0 HBP: 0	WP: 0 PB: 0 SB: 0 CS: 0	PA: 30
<b>PITCHER</b> Mike Cuellar, L ERA: 2.36 (1, 1)	IP: 8.0 WLS: L BF: 30 H: 4 R: 1 ER: 1 SO: 5 BB: 1 IBB: 0 HBP: 0 BLK: 0 WP: 0 HR: 1 S: 39 P: 43 ERA: 1.12 WHIP: 0.625															<b>PITCHER</b>		

Houston Astros @ San Francisco Giants  
Candlestick Park, San Francisco, CA  
Fri Aug 12, 1966, 10:05 PM EDT  
Att: 16,934 - Unknown

AB	28
R	1
H	4
RBI	1
BB	1
SO	5
LOB	9



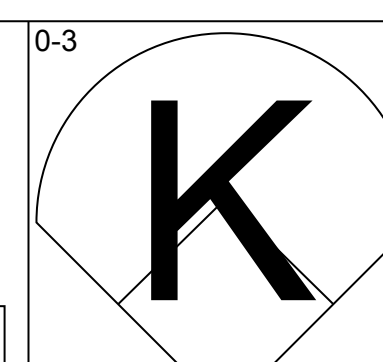
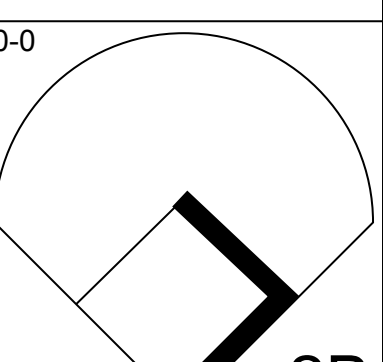
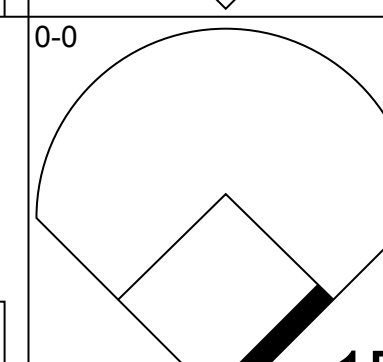
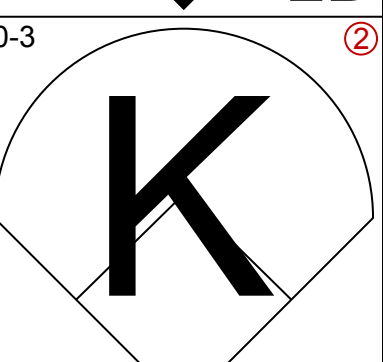
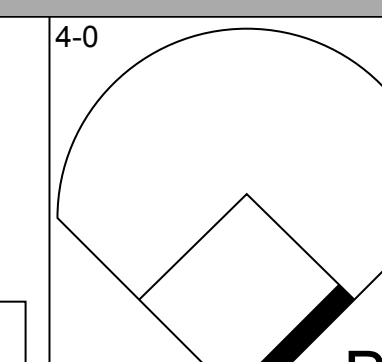
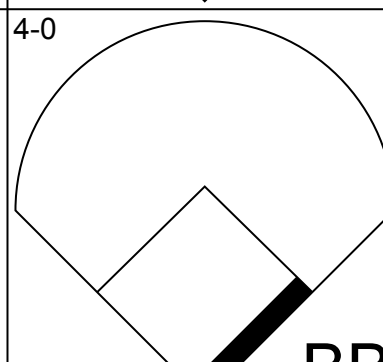
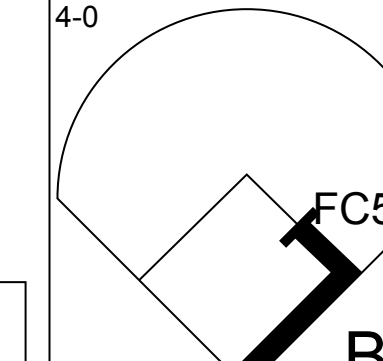
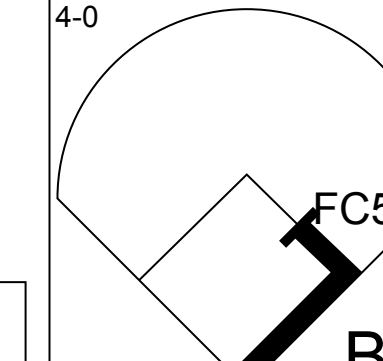
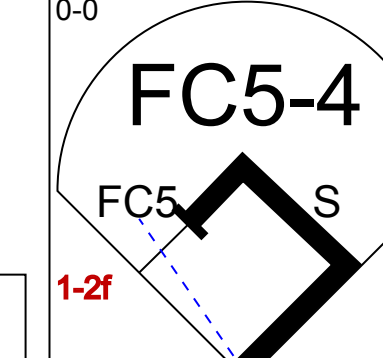
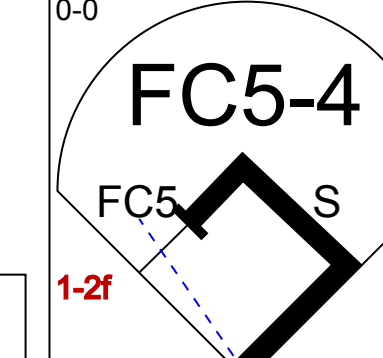
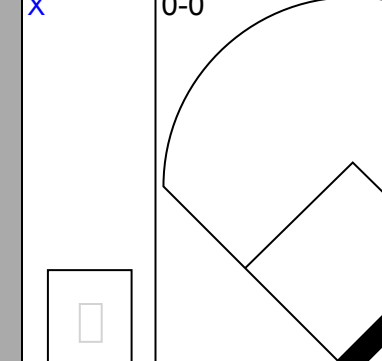
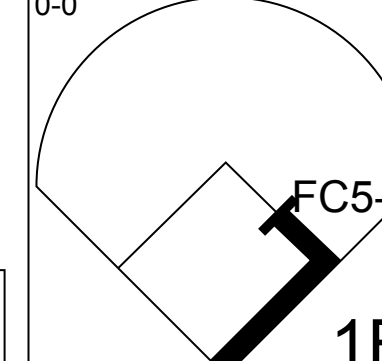
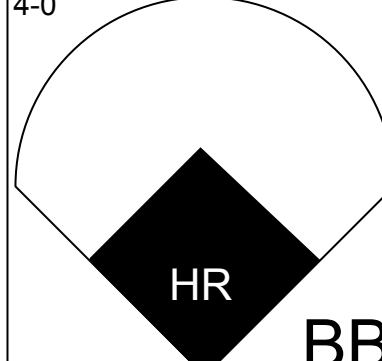
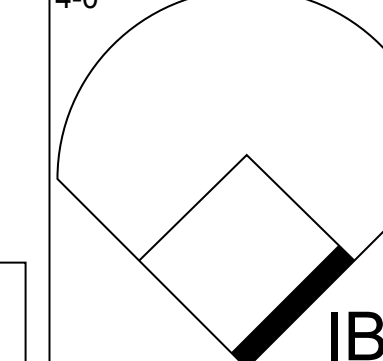
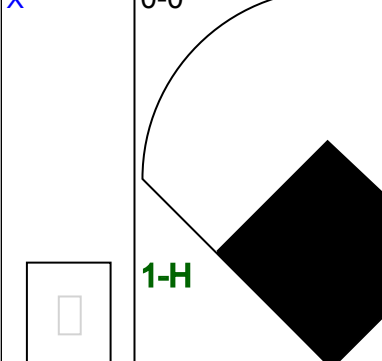
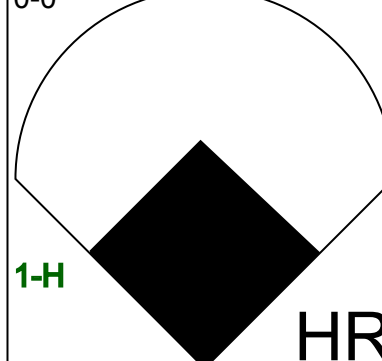
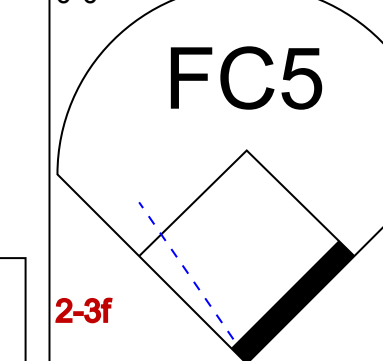
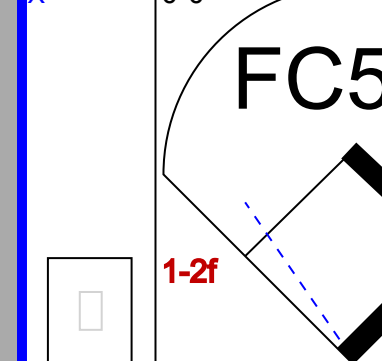


Batter	1	2	3	4	5	6	7	8	9	AB	R	H	RBI	BB	SO	LOB	TOP					
Ron Davis, R (1,8) OBP: 0.257, SLG: 0.382	F9		F6		K		HR		5-3	5	1	1	1	0	1	0	Houston Astros @ San Francisco Giants Candlestick Park, San Francisco, CA Sat Aug 13 1966, 6:33 AM EDT Att: 19,599 - Unknown - 64 F					
Sonny Jackson, L (1,6) OBP: 0.322, SLG: 0.324	4-3		BB		1-3		4-3			3	0	0	0	1	0	0						
Rusty Staub, L (1,9) OBP: 0.361, SLG: 0.459	2B		E3		F8				F5	4	0	1	0	0	0	1						
Chuck Harrison, R (1,3) OBP: 0.304, SLG: 0.367	F7		F6		K				1B 2B	4	1	1	0	0	1	3						
Joe Morgan, L (1,4) OBP: 0.426, SLG: 0.423	F9				4-3				G3	3	1	0	0	1	0	1						
Bob Lillis, R (8,4) OBP: 0.266, SLG: 0.282			1B		BB					0	0	0	0	0	0	0						
Lee Maye, L (1,7) OBP: 0.312, SLG: 0.425	F5		4-3		4-3				FC5-4	3	0	1	1	1	0	1						
John Bateman, R (1,2) OBP: 0.318, SLG: 0.491	2B		F8		F8				1B	4	0	1	0	0	1	3						
Bob Aspromonte, R (1,5) OBP: 0.297, SLG: 0.345	K		FC5-4		1B				F9	4	0	1	1	0	1	1						
Dave Giusti, R (1,1) OBP: 0.250, SLG: 0.309			6-3		FC5-4				F9	4	0	0	0	0	0	1						
<b>Inning Stats</b>	R: 0 E: 0 K: 0 S: 4	H: 1 LOB: 1 BB: 0 P: 4	R: 0 E: 0 K: 1 S: 6	H: 1 LOB: 1 BB: 0 P: 6	R: 0 E: 1 K: 0 S: 4	H: 0 LOB: 2 BB: 1 P: 8	R: 1 E: 0 K: 0 S: 4	H: 1 LOB: 1 BB: 1 P: 8	R: 0 E: 0 K: 1 S: 5	H: 0 LOB: 0 BB: 0 P: 5	R: 0 E: 0 K: 2 S: 7	H: 0 LOB: 1 BB: 1 P: 11	R: 1 E: 0 K: 0 S: 4	H: 1 LOB: 0 BB: 0 P: 4	R: 1 E: 0 K: 0 S: 5	H: 2 LOB: 1 BB: 0 P: 5	R: 0 E: 0 K: 0 S: 3	H: 0 LOB: 0 BB: 0 P: 3	1B: 2 2B: 3 3B: 0 HR: 1	SF: 0 SAC: 0 DP: 0 HBP: 0	WP: 0 PB: 0 SB: 1 CS: 0	PA: 37
<b>PITCHER</b> Juan Marichal, R (1,1) ERA: 2.04	IP: 9.0 WLS: L BF: 37	H: 6 R: 3 ER: 3 SO: 4	BB: 3 IBB: 0 HBP: 0 BLK: 0	WP: 0 HR: 1 S: 42 P: 54	ERA: 3.00 WHIP: 1.000	<b>PITCHER</b>	IP: 9.0 WLS: L BF: 37	H: 6 R: 3 ER: 3 SO: 4	BB: 3 IBB: 0 HBP: 0 BLK: 0	WP: 0 HR: 1 S: 42 P: 54	ERA: 3.00 WHIP: 1.000											

Batter	1	2	3	4	5	6	7	8	9	AB	R	H	RBI	BB	SO	LOB	BOTTOM			
Tito Fuentes, S (1,6) OBP: 0.284, SLG: 0.342	F3		F7			5-3			5-3	4	0	0	0	0	0	0	Houston Astros @ San Francisco Giants Candlestick Park, San Francisco, CA Sat Aug 13 1966, 6:33 AM EDT Att: 19,599 - Unknown - 64 F			
Ozzie Virgil, R (1,2) OBP: 0.263, SLG: 0.356	4-3		F3			4-3				3	0	0	0	0	0	0				
Willie Mays, R (1,8) OBP: 0.365, SLG: 0.555	F9		F8		6-3					3	0	0	0	0	0	0				
Willie McCovey, L (1,3) OBP: 0.391, SLG: 0.569	K		F6		F5					3	0	0	0	1	1	0				
Jim Ray Hart, R (1,5) OBP: 0.346, SLG: 0.510	F3				1-3				F8	3	0	0	0	0	0	0				
Cap Peterson, R (1,7) OBP: 0.322, SLG: 0.357	FC4-6		1B		K				K	3	0	1	0	0	2	0				
Ollie Brown, R (1,9) OBP: 0.285, SLG: 0.288	FC4-6				K					2	0	0	0	0	1	1				
Bob Burda, L (8, PH) OBP: 0.211, SLG: 0.222									4-3	1	0	0	0	0	0	0				
Jesus Alou, R (9,9) OBP: 0.251, SLG: 0.269										0	0	0	0	0	0	0				
Hal Lanier, R (1,4) OBP: 0.256, SLG: 0.282			4-3			6-3			F5	2	0	0	0	0	0	0				
Tom Haller, L (9, PH) OBP: 0.309, SLG: 0.481										1	0	0	0	0	0	0				
Juan Marichal, R (1,1) OBP: 0.247, SLG: 0.296			F9			F9				2	0	0	0	0	0	0				
Len Gabrielson, L (9, PH) OBP: 0.283, SLG: 0.304									F8	1	0	0	0	0	0	0				
<b>Inning Stats</b>	R: 0 E: 0 K: 0 S: 3	H: 0 LOB: 0 BB: 0 P: 3	R: 0 E: 0 K: 1 S: 6	H: 1 LOB: 1 BB: 0 P: 6	R: 0 E: 0 K: 0 S: 3	H: 0 LOB: 0 BB: 0 P: 3	R: 0 E: 0 K: 0 S: 3	H: 0 LOB: 0 BB: 0 P: 3	R: 0 E: 0 K: 1 S: 5	H: 0 LOB: 0 BB: 0 P: 5	R: 0 E: 0 K: 0 S: 3	H: 0 LOB: 0 BB: 0 P: 3	R: 0 E: 0 K: 1 S: 5	H: 0 LOB: 0 BB: 0 P: 5	R: 0 E: 0 K: 0 S: 3	H: 0 LOB: 0 BB: 0 P: 3	1B: 1 2B: 0 3B: 0 HR: 0	SF: 0 SAC: 0 DP: 0 HBP: 0	WP: 0 PB: 0 SB: 0 CS: 0	PA: 28
<b>PITCHER</b> Dave Giusti, R (1,1) ERA: 3.59	IP: 9.0 WLS: W BF: 28	H: 1 R: 0 ER: 0 SO: 4	BB: 0 IBB: 0 HBP: 0 BLK: 0	WP: 0 HR: 0 S: 36 P: 36	ERA: 0.00 WHIP: 0.111	<b>PITCHER</b>	IP: 9.0 WLS: W BF: 28	H: 1 R: 0 ER: 0 SO: 4	BB: 0 IBB: 0 HBP: 0 BLK: 0	WP: 0 HR: 0 S: 36 P: 36	ERA: 0.00 WHIP: 0.111									



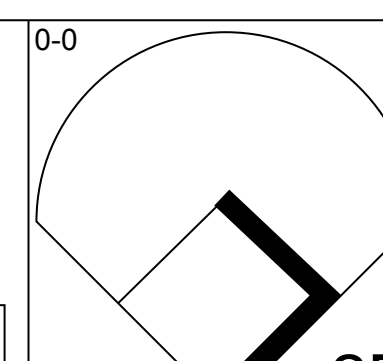
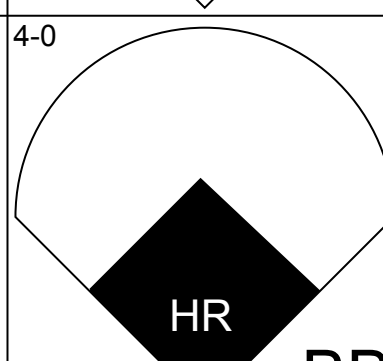
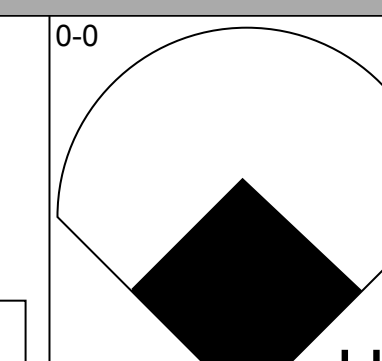
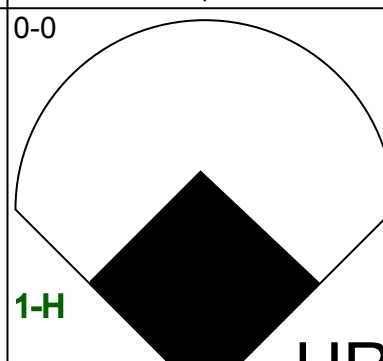

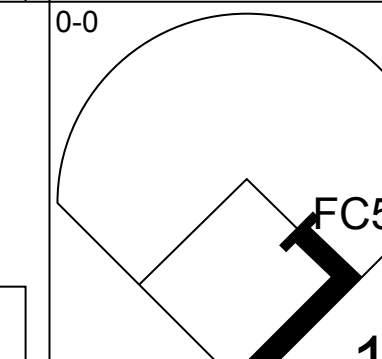

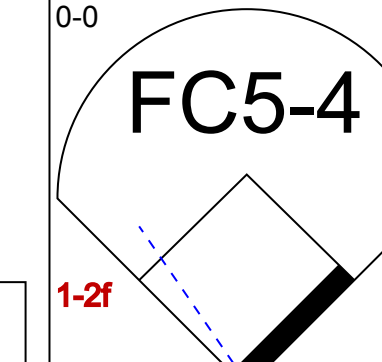
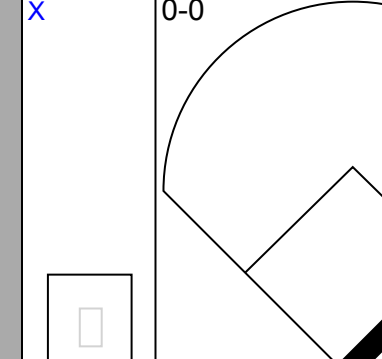
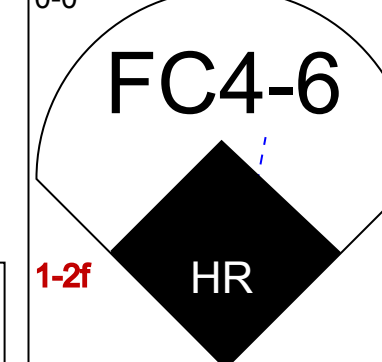
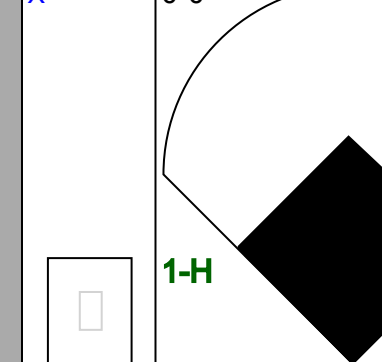


Batter	1	2	3	4	5	6	7	8	9	AB	R	H	RBI	BB	SO	LOB	TOP		
Ron Davis, R (1, 8) OBP: 0.250, SLG: 0.385			5-3				F8		1-3	5	0	1	0	0	1	1			
Sonny Jackson, L (1, 6) OBP: 0.324, SLG: 0.324			6-3							3	0	1	0	1	1	1			
Rusty Staub, L (1, 9) OBP: 0.361, SLG: 0.455	F7				L3			F5		3	0	0	0	1	0	3			
Chuck Harrison, R (1, 3) OBP: 0.300, SLG: 0.361	F5		F7			1-3		F8		4	0	0	0	0	0	3			
Joe Morgan, L (1, 4) OBP: 0.427, SLG: 0.422						F8		F6		3	0	1	0	1	0	1			
Lee Maye, L (1, 7) OBP: 0.308, SLG: 0.419			F6			F9			F8	4	0	0	0	0	0	2			
Bill Heath, L (1, 2) OBP: 0.318, SLG: 0.317	F2									3	1	1	0	1	0	2			
Bob Aspromonte, R (1, 5) OBP: 0.299, SLG: 0.352							F8			3	1	1	2	1	0	2			
Barry Latman, R (1, 1) OBP: 0.214, SLG: 0.154									F5	2	0	0	0	0	1	2			
Felix Mantilla, R (7, PH) OBP: 0.254, SLG: 0.328										1	0	0	0	0	0	1			
Jim Owens, R (7, 1) OBP: 0.318, SLG: 0.489										0	0	0	0	0	0	0			
John Bateman, R (8, PH) OBP: 0.318, SLG: 0.489										1	0	0	0	0	0	0			
<b>Inning Stats</b>	R: 0 E: 0 K: 1 S: 6	H: 1 LOB: 1 BB: 0 P: 6	R: 0 E: 0 K: 0 S: 3	H: 0 LOB: 2 BB: 2 P: 11	R: 0 E: 0 K: 0 S: 3	H: 0 LOB: 1 BB: 1 P: 7	R: 0 E: 0 K: 0 S: 4	H: 1 LOB: 1 BB: 0 P: 4	R: 0 E: 0 K: 2 S: 8	H: 0 LOB: 0 BB: 0 P: 3	R: 0 E: 1 K: 0 S: 4	H: 1 LOB: 1 BB: 0 P: 4	R: 0 E: 0 K: 0 S: 3	H: 0 LOB: 1 BB: 1 P: 7	R: 2 E: 0 K: 0 S: 4	H: 1 LOB: 0 BB: 1 P: 8	1B: 3 2B: 1 3B: 0 HR: 1	SF: 0 SAC: 0 DP: 0 HBP: 0	WP: 0 PA: 37 PB: 0 SB: 1 CS: 0
<b>PITCHER</b> Bobby Bolin, R (1, 1) ERA: 3.1	IP: 9.0 WLS: W BF: 37 H: 5 R: 2 ER: 2 SO: 3 BB: 4 IBB: 1 HBP: 0 BLK: 0 WP: 0 HR: 1 S: 38 P: 58 ERA: 2.00 WHIP: 1.000																		

Houston Astros @ San Francisco Giants  
Candlestick Park, San Francisco, CA  
Sun Aug 14 1966, 6:33 AM EDT  
Unknown - 60 F

AB 32  
R 2  
H 5  
RBI 2  
BB 5  
SO 3  
LOB 18



Batter	1	2	3	4	5	6	7	8	9	AB	R	H	RBI	BB	SO	LOB	BOTTOM
Tito Fuentes, S (1, 6) OBP: 0.284, SLG: 0.344			K			5-3		1-3		4	0	1	0	0	1	1	
Tom Haller, L (1, 2) OBP: 0.311, SLG: 0.488	F5		K							3	2	1	1	1	1	1	
Willie Mays, R (1, 8) OBP: 0.364, SLG: 0.560	F7			5-3				F2		4	1	1	2	0	0	1	
Willie McCovey, L (1, 3) OBP: 0.392, SLG: 0.567				G3		K				3	0	1	0	1	1	0	
Jim Ray Hart, R (1, 5) OBP: 0.343, SLG: 0.505				F4		6-3				4	0	0	0	0	0	3	
Cap Peterson, R (1, 7) OBP: 0.322, SLG: 0.356		F7			4-3					3	0	1	0	0	0	0	
Ollie Brown, R (7, FR) (8, 9) OBP: 0.284, SLG: 0.287								K		1	0	0	0	0	1	1	
Jim Davenport, R (1, 4) OBP: 0.309, SLG: 0.384		F6			6-3			F9		3	0	0	0	0	0	1	
Hal Lanier, R (8, 4) OBP: 0.256, SLG: 0.282										0	0	0	0	0	0	0	
Len Gabrielson, L (1, 9) (8, 7) OBP: 0.284, SLG: 0.305		4-3								3	1	1	0	0	0	1	
Bobby Bolin, R (1, 1) OBP: 0.250, SLG: 0.260			6-3							3	1	1	2	0	1	1	
<b>Inning Stats</b>	R: 0 E: 0 K: 0 S: 4	H: 1 LOB: 2 BB: 1 P: 8	R: 0 E: 0 K: 0 S: 3	H: 0 LOB: 0 BB: 0 P: 3	R: 0 E: 0 K: 2 S: 7	H: 0 LOB: 0 BB: 0 P: 7	R: 0 E: 0 K: 0 S: 3	H: 0 LOB: 0 BB: 0 P: 3	R: 0 E: 0 K: 1 S: 6	H: 1 LOB: 1 BB: 0 P: 6	R: 2 E: 0 K: 0 S: 5	H: 1 LOB: 1 BB: 0 P: 5	R: 0 E: 0 K: 1 S: 7	H: 2 LOB: 1 BB: 0 P: 7	1B: 3 2B: 1 3B: 0 HR: 3	SF: 0 SAC: 0 DP: 0 HBP: 0	WP: 0 PA: 33 PB: 0 SB: 0 CS: 0
<b>PITCHER</b> Barry Latman, R (1, 1) ERA: 2.86 Jim Owens, R (7, 1) ERA: 4.65	IP: 6.0 WLS: L BF: 23 H: 4 R: 3 ER: 3 SO: 1 BB: 2 IBB: 0 HBP: 0 BLK: 0 WP: 0 HR: 1 S: 29 P: 37 ERA: 3.00 WHIP: 0.833																

Houston Astros @ San Francisco Giants  
Candlestick Park, San Francisco, CA  
Sun Aug 14 1966, 6:33 AM EDT  
Unknown - 60 F

AB 31  
R 5  
H 7  
RBI 5  
BB 2  
SO 5  
LOB 10









Batter	1	2	3	4	5	6	7	8	9	AB	R	H	RBI	BB	SO	LOB	TOP			
Lou Brock, L OBP: 0.331, SLG: 0.453 (1, 7)	5-3			4-3 S 1B		1B F9 1B		F8		4	1	2	0	0	0	0	<b>St. Louis Cardinals @ San Francisco Giants</b> Candlestick Park, San Francisco, CA Tue Aug 16 1966, 10:05 PM EDT Att: 24,178 - Unknown			
Curt Flood, R OBP: 0.298, SLG: 0.369 (1, 8)	4-3			4-3		F9		K		4	0	0	0	0	1	2				
Tim McCarver, L OBP: 0.323, SLG: 0.445 (1, 2)	F7			K		FC6-4 1B		6-3		4	0	1	0	0	1	1				
Orlando Cepeda, R OBP: 0.369, SLG: 0.529 (1, 3)		5-3				K			5-3	0	0	0	0	0	0	0				
Mike Shannon, R OBP: 0.350, SLG: 0.503 (1, 9)		6-3				FC6-4 1-2		F7		4	0	0	0	0	1	3				
Charley Smith, R OBP: 0.312, SLG: 0.393 (1, 5)		6-3						F4		4	0	2	0	0	0	0				
Julian Javier, R OBP: 0.270, SLG: 0.308 (1, 4)				F8		4-3 1B		SH1-4 1B		2	0	0	0	0	0	1				
Dal Maxvill, R OBP: 0.325, SLG: 0.324 (1, 6)				4-3		FC4-2-5		6-3		2	0	0	0	0	0	1				
Tito Francona, L OBP: 0.298, SLG: 0.356 (7, PH)				4-3		FC4-2-5				1	0	0	0	0	0	1				
Jerry Buchek, R OBP: 0.304, SLG: 0.357 (7, 6)				4-3		4-3		F8		0	0	0	0	0	0	0				
Al Jackson, L OBP: 0.254, SLG: 0.310 (1, 1)				4-3		4-3				3	0	0	0	0	0	2				
<b>Inning Stats</b>	R: 0 E: 0 K: 0 S: 3	H: 0 LOB: 0 BB: 0 P: 3	R: 0 E: 0 K: 0 S: 3	H: 0 LOB: 0 BB: 0 P: 3	R: 0 E: 0 K: 0 S: 3	H: 2 LOB: 1 BB: 0 P: 9	R: 0 E: 0 K: 2 S: 4	H: 1 LOB: 1 BB: 0 P: 4	R: 0 E: 0 K: 1 S: 7	H: 2 LOB: 2 BB: 0 P: 7	R: 0 E: 0 K: 0 S: 4	H: 1 LOB: 1 BB: 0 P: 4	R: 0 E: 0 K: 1 S: 5	H: 0 LOB: 0 BB: 0 P: 5	R: 0 E: 0 K: 0 S: 3	H: 0 LOB: 0 BB: 0 P: 3	1B: 6 2B: 0 3B: 0 HR: 0	SF: 0 SAC: 1 DP: 0 HBP: 0	WP: 0 PB: 1 SB: 1 CS: 0	PA: 33
<b>PITCHER</b> Gaylord Perry, R ERA: 2.6 (1, 1)	IP: 9.0 WLS: W BF: 33 H: 6 R: 1 ER: 1 SO: 4 BB: 0 IBB: 0 HBP: 0 BLK: 0 WP: 0 HR: 0 S: 41 P: 41 ERA: 1.00 WHIP: 0.667																			

Batter	1	2	3	4	5	6	7	8	9	AB	R	H	RBI	BB	SO	LOB	BOTTOM	
Tito Fuentes, S OBP: 0.288, SLG: 0.353 (1, 6)	FC5-2-5 3B	E7 1-3 2-H 1B			F7	FC5-4 1-2				4	0	2	1	0	0	2	<b>St. Louis Cardinals @ San Francisco Giants</b> Candlestick Park, San Francisco, CA Tue Aug 16 1966, 10:05 PM EDT Att: 24,178 - Unknown	
Willie McCovey, L OBP: 0.392, SLG: 0.568 (1, 3)	WP FC5-2 BB	G3			3-1			HR		3	1	1	1	1	0	2		
Willie Mays, R OBP: 0.366, SLG: 0.566 (1, 8)	FC5-2-5 WP 1-2 3-H			HR	1B	1B		K		4	1	2	1	0	1	2		
Jim Ray Hart, R OBP: 0.346, SLG: 0.502 (1, 5)	FC5-2 1-2 2-H			5-3	1B	1B		G1-4-3 1B		4	0	2	0	0	0	2		
Cap Peterson, R OBP: 0.309, SLG: 0.341 (1, 7)	F2			4-3	5-3			G1-4-3 1-2		4	0	0	0	0	0	5		
Ozzie Virgil, R OBP: 0.253, SLG: 0.329 (1, 2)		E3 FC2-5 BB		F5		FC1-5 1B BB		6-3		3	0	0	0	1	0	0		
Ollie Brown, R OBP: 0.293, SLG: 0.302 (1, 9)		FC2-5 1B BB		K		FC1-4 FC1-5 1B		F9		3	1	1	0	1	1	0		
Hal Lanier, R OBP: 0.256, SLG: 0.284 (1, 4)		FC2-5 E 1B 1-2 2-3		F9		FC1-5 FC1-4		6-3		4	0	0	0	0	0	4		
Gaylord Perry, R OBP: 0.215, SLG: 0.219 (1, 1)	F9			1-3		FC1-4 FC5-4 1-2 2-3				3	0	0	0	0	0	4		
<b>Inning Stats</b>	R: 0 E: 0 K: 0 S: 4	H: 1 LOB: 2 BB: 1 P: 8	R: 1 E: 2 K: 0 S: 5	H: 1 LOB: 2 BB: 1 P: 9	R: 1 E: 0 K: 0 S: 4	H: 1 LOB: 0 BB: 0 P: 4	R: 0 E: 0 K: 1 S: 5	H: 0 LOB: 0 BB: 0 P: 5	R: 0 E: 0 K: 0 S: 4	H: 2 LOB: 2 BB: 1 P: 8	R: 1 E: 0 K: 1 S: 6	H: 2 LOB: 0 BB: 0 P: 6	R: 0 E: 0 K: 0 S: 3	H: 0 LOB: 0 BB: 0 P: 3	1B: 5 2B: 0 3B: 1 HR: 2	SF: 0 SAC: 0 DP: 1 HBP: 0		WP: 1 PB: 0 SB: 0 CS: 0
<b>PITCHER</b> Al Jackson, L ERA: 2.26 (1, 1)	IP: 8.0 WLS: L BF: 35 H: 8 R: 3 ER: 2 SO: 2 BB: 3 IBB: 0 HBP: 0 BLK: 0 WP: 1 HR: 2 S: 36 P: 48 ERA: 2.25 WHIP: 1.375																	



Batter	1	2	3	4	5	6	7	8	9	AB	R	H	RBI	BB	SO	LOB	TOP										
<b>Lou Brock, L</b> OBP: 0.331, SLG: 0.458 (1, 7)										4	1	1	1	0	1	0	<b>St. Louis Cardinals @ San Francisco Giants</b> <b>Candlestick Park, San Francisco, CA</b> Wed Aug 17 1966, 6:33 AM EDT Att: 21,956 - Unknown										
<b>Curt Flood, R</b> OBP: 0.296, SLG: 0.366 (1, 8)										4	0	0	0	0	1	0											
<b>Tim McCarver, L</b> OBP: 0.322, SLG: 0.443 (1, 2)										4	0	1	0	0	0	0											
<b>Orlando Cepeda, R</b> OBP: 0.368, SLG: 0.526 (1, 3)										0	0	0	0	0	0	0											
<b>Mike Shannon, R</b> OBP: 0.349, SLG: 0.500 (1, 9)										4	0	1	0	0	0	2											
<b>Charley Smith, R</b> OBP: 0.311, SLG: 0.391 (1, 5)										4	1	1	0	0	0	1											
<b>Julian Javier, R</b> OBP: 0.270, SLG: 0.307 (1, 4)										4	1	1	0	0	0	0											
<b>Dal Maxvill, R</b> OBP: 0.328, SLG: 0.332 (1, 6)										3	0	2	1	0	0	0											
<b>Ray Washburn, R</b> OBP: 0.146, SLG: 0.231 (1, 1)										3	0	0	0	0	1	2											
<b>Joe Hoerner, R</b> OBP: 0.250, SLG: 1.000 (8, 1)										0	0	0	0	0	0	0											
<b>Nelson Briles, R</b> OBP: 0.132, SLG: 0.083 (8, 1)										0	0	0	0	0	0	0											
<b>Inning Stats</b>	R: 1 E: 1 K: 0 S: 5	H: 1 LOB: 1 BB: 0 P: 5	R: 2 E: 0 K: 0 S: 5	H: 3 LOB: 0 BB: 0 P: 5	R: 0 E: 0 K: 1 S: 6	H: 1 LOB: 1 BB: 0 P: 6	R: 0 E: 0 K: 0 S: 4	H: 1 LOB: 0 BB: 0 P: 4	R: 0 E: 0 K: 1 S: 5	H: 0 LOB: 0 BB: 0 P: 5	R: 0 E: 0 K: 1 S: 5	H: 0 LOB: 0 BB: 0 P: 5	R: 0 E: 0 K: 1 S: 6	H: 1 LOB: 1 BB: 0 P: 6	R: 0 E: 0 K: 0 S: 3	H: 0 LOB: 0 BB: 0 P: 3	1B: 6 2B: 1 3B: 0 HR: 1	SF: 0 SAC: 0 DP: 2 HBP: 0	WP: 0 PB: 0 SB: 0 CS: 0	PA: 34							
<b>PITCHER</b>	IP	WLS	BF	H	R	ER	SO	BB	IBB	HBP	BLK	WP	HR	S	P	ERA	WHIP										
<b>Juan Marichal, R</b> ERA: 2.14 (1, 1)	2.0		10	4	3	3	0	0	0	0	0	0	1	10	10	13.50	2.000										
<b>Lindy McDaniel, R</b> ERA: 3.1 (3, 1)	6.0		21	4	0	0	5	0	0	0	0	0	0	31	31	0.00	0.667										
<b>Frank Linzy, R</b> ERA: 2.85 (9, 1)	1.0	W	3	0	0	0	0	0	0	0	0	0	0	3	3	0.00	0.000										

Batter	1	2	3	4	5	6	7	8	9	AB	R	H	RBI	BB	SO	LOB	BOTTOM										
<b>Tito Fuentes, S</b> OBP: 0.288, SLG: 0.352 (1, 6)										4	1	1	1	0	0	0	<b>St. Louis Cardinals @ San Francisco Giants</b> <b>Candlestick Park, San Francisco, CA</b> Wed Aug 17 1966, 6:33 AM EDT Att: 21,956 - Unknown										
<b>Len Gabrielson, L</b> OBP: 0.279, SLG: 0.304 (1, 7)										3	0	0	0	0	0	0											
<b>Cap Peterson, R</b> OBP: 0.308, SLG: 0.339 (8, PH) (9, 7)										1	0	0	0	0	0	2											
<b>Willie Mays, R</b> OBP: 0.368, SLG: 0.572 (1, 8)										3	1	1	1	1	2	0											
<b>Willie McCovey, L</b> OBP: 0.390, SLG: 0.565 (1, 3)										4	0	1	1	0	1	0											
<b>Jim Ray Hart, R</b> OBP: 0.345, SLG: 0.500 (1, 5)										4	0	1	0	0	1	3											
<b>Tom Haller, L</b> OBP: 0.314, SLG: 0.486 (1, 2)										4	1	2	0	0	0	1											
<b>Ollie Brown, R</b> OBP: 0.289, SLG: 0.298 (1, 9)										4	0	0	0	0	1	4											
<b>Hal Lanier, R</b> OBP: 0.254, SLG: 0.283 (1, 4)										2	0	0	0	0	1	0											
<b>Jim Davenport, R</b> OBP: 0.304, SLG: 0.385 (8, PH) (9, 4)										2	0	1	0	0	0	0											
<b>Juan Marichal, R</b> OBP: 0.247, SLG: 0.296 (1, 1)										0	0	0	0	0	0	0											
<b>Lindy McDaniel, R</b> OBP: 0.267, SLG: 0.287 (1, 1)										2	0	0	0	0	1	0											
<b>Bob Burdette, R</b> OBP: 0.250, SLG: 0.290 (8, PH)										1	0	1	0	0	0	0											
<b>Don Mason, R</b> OBP: 0.250, SLG: 0.290 (8, PH)										0	1	0	0	0	0	0											
<b>Frank Linzy, R</b> OBP: 0.180, SLG: 0.313 (9, 1)										0	0	0	0	0	0	0											
<b>Jesus Alou, R</b> OBP: 0.254, SLG: 0.272 (9, PH)										1	0	1	1	0	0	0											
<b>Inning Stats</b>	R: 0 E: 0 K: 1 S: 5	H: 0 LOB: 0 BB: 0 P: 5	R: 0 E: 1 K: 0 S: 4	H: 0 LOB: 1 BB: 0 P: 4	R: 0 E: 0 K: 0 S: 3	H: 0 LOB: 0 BB: 0 P: 3	R: 1 E: 0 K: 0 S: 6	H: 3 LOB: 2 BB: 0 P: 6	R: 0 E: 0 K: 2 S: 7	H: 0 LOB: 0 BB: 0 P: 7	R: 0 E: 0 K: 2 S: 7	H: 0 LOB: 0 BB: 0 P: 7	R: 0 E: 0 K: 0 S: 3	H: 0 LOB: 0 BB: 0 P: 3	R: 2 E: 1 K: 1 S: 8	H: 3 LOB: 3 BB: 1 P: 12	R: 1 E: 0 K: 1 S: 6	H: 3 LOB: 2 BB: 0 P: 6	1B: 8 2B: 0 3B: 0 HR: 1	SF: 0 SAC: 0 DP: 0 HBP: 0	WP: 0 PB: 0 SB: 0 CS: 0	PA: 36					
<b>PITCHER</b>	IP	WLS	BF	H	R	ER	SO	BB	IBB	HBP	BLK	WP	HR	S	P	ERA	WHIP										
<b>Ray Washburn, R</b> ERA: 3.74 (1, 1)	7.1		28	5	3	3	5	1	0	0	0	0	0	2	6	0.00	6.000										
<b>Joe Hoerner, L</b> ERA: 1.42 (8, 1)	0.1		3	1	0	0	0	1	0	0	0	0	0	2	6	0.00	6.000										
<b>Nelson Briles, R</b> ERA: 3.28 (8, 1)	0.2	L	5	3	1	1	2	0	0	0	0	0	0	9	9	13.50	4.500										





Batter	1	2	3	4	5	6	7	8	9	AB	R	H	RBI	BB	SO	LOB	TOP										
<b>Felipe Alou, R</b> OBP: 0.359, SLG: 0.531 (1, 3)										4	1	2	0	0	0	1	<b>Atlanta Braves @ San Francisco Giants</b> Candlestick Park, San Francisco, CA Fri Aug 19, 1966, 10:05 PM EDT Att: 20,625 - Unknown										
<b>Eddie Mathews, L</b> OBP: 0.332, SLG: 0.366 <b>Miguel de la Hoz, R</b> OBP: 0.216, SLG: 0.229 (1, 5) (9, 5)										5	1	2	1	0	0	2											
<b>Hank Aaron, R</b> OBP: 0.370, SLG: 0.556 (1, 9)										4	1	1	1	1	0	3											
<b>Joe Torre, R</b> OBP: 0.374, SLG: 0.550 (1, 2)										4	1	2	0	1	0	1											
<b>Rico Carty, R</b> OBP: 0.392, SLG: 0.447 (1, 7)										5	1	1	3	0	0	3											
<b>Mack Jones, L</b> OBP: 0.322, SLG: 0.461 (1, 8)										5	1	3	1	0	0	0											
<b>Denis Menke, R</b> OBP: 0.358, SLG: 0.416 (1, 6)										4	1	1	1	1	1	1											
<b>Woody Woodward, R</b> OBP: 0.329, SLG: 0.330 (1, 4)										4	1	1	0	0	1	2											
<b>Denny Lemaster, R</b> OBP: 0.161, SLG: 0.169 <b>Tony Cloninger, R</b> OBP: 0.310, SLG: 0.518 <b>Phil Niekro, R</b> (5, 1) (5, 1)										1	0	0	0	0	1	0											
<b>Inning Stats</b>	R: 0 E: 0 K: 0 S: 4	H: 1 LOB: 2 BB: 0 P: 5	R: 1 E: 0 K: 1 S: 6	H: 1 LOB: 0 BB: 1 P: 6	R: 1 E: 1 K: 0 S: 4	H: 1 LOB: 1 BB: 1 P: 8	R: 0 E: 0 K: 1 S: 5	H: 0 LOB: 0 BB: 0 P: 5	R: 1 E: 0 K: 0 S: 5	H: 3 LOB: 1 BB: 0 P: 5	R: 0 E: 0 K: 1 S: 6	H: 1 LOB: 2 BB: 1 P: 10	R: 4 E: 0 K: 0 S: 6	H: 3 LOB: 0 BB: 1 P: 10	R: 1 E: 0 K: 0 S: 5	H: 2 LOB: 1 BB: 0 P: 5	R: 0 E: 0 K: 1 S: 6	H: 1 LOB: 1 BB: 0 P: 6	1B: 8 2B: 2 3B: 0 HR: 3	SF: 0 SAC: 1 DP: 0 HBP: 1	WP: 0 PB: 1 SB: 1 CS: 1	PA: 43					
<b>PITCHER</b>	IP	WLS	BF	H	R	ER	SO	BB	IBB	HBP	BLK	WP	HR	S	P	ERA	WHIP										
<b>Bobby Bolin, R</b> ERA: 3.31 <b>Bob Priddy, R</b> ERA: 4.22 <b>Lindy McDaniel, R</b> ERA: 3.07	(1, 1) (7, 1) (9, 1)	6.2 1.1 1.0	L 6 4	33 2 1	10 2 0	7 1 0	6 1 0	3 0 1	2 0 0	1 0 0	1 0 0	0 0 0	0 0 0	3 6 6	35 6 6	48 6.75 0.00	1.800 1.500 1.000										

Batter	1	2	3	4	5	6	7	8	9	AB	R	H	RBI	BB	SO	LOB	BOTTOM										
<b>Tito Fuentes, S</b> OBP: 0.285, SLG: 0.348 (1, 6)										4	0	0	0	0	0	1	<b>Atlanta Braves @ San Francisco Giants</b> Candlestick Park, San Francisco, CA Fri Aug 19, 1966, 10:05 PM EDT Att: 20,625 - Unknown										
<b>Willie McCovey, L</b> OBP: 0.389, SLG: 0.561 (1, 3)										4	2	1	0	0	1	0											
<b>Willie Mays, R</b> OBP: 0.369, SLG: 0.581 (1, 8)										4	2	2	3	0	0	0											
<b>Jim Ray Hart, R</b> OBP: 0.344, SLG: 0.505 (1, 5)										4	1	1	2	0	0	0											
<b>Cap Peterson, R</b> OBP: 0.301, SLG: 0.331 (1, 7)										4	0	0	0	0	0	1											
<b>Ozzie Virgil, R</b> OBP: 0.247, SLG: 0.321 <b>Tom Haller, L</b> OBP: 0.312, SLG: 0.484 (1, 2) (7, PH) (8, 2)										2	0	0	0	0	0	1											
<b>Ollie Brown, R</b> OBP: 0.286, SLG: 0.297 (1, 9)										4	0	1	0	0	0	0											
<b>Hal Lanier, R</b> OBP: 0.253, SLG: 0.281 <b>Len Gabrielson, L</b> OBP: 0.278, SLG: 0.303 <b>Jim Davenport, R</b> OBP: 0.304, SLG: 0.385 (1, 4) (8, PH) (9, 4)										2	0	0	0	0	1	0											
<b>Bobby Bolin, R</b> OBP: 0.241, SLG: 0.250 <b>Bob Priddy, R</b> OBP: 0.287, SLG: 0.214 <b>Bob Burda, L</b> OBP: 0.238, SLG: 0.250 <b>Lindy McDaniel, R</b> OBP: 0.067, SLG: 0.067 (1, 1) (7, 1) (6, PH) (9, 1)										2	0	0	0	0	0	0											
<b>Inning Stats</b>	R: 0 E: 0 K: 1 S: 5	H: 0 LOB: 0 BB: 0 P: 5	R: 0 E: 0 K: 0 S: 3	H: 0 LOB: 0 BB: 0 P: 3	R: 0 E: 0 K: 0 S: 3	H: 0 LOB: 0 BB: 0 P: 3	R: 2 E: 1 K: 0 S: 6	H: 2 LOB: 1 BB: 0 P: 6	R: 0 E: 0 K: 1 S: 5	H: 0 LOB: 0 BB: 0 P: 5	R: 0 E: 0 K: 0 S: 3	H: 0 LOB: 0 BB: 0 P: 3	R: 0 E: 0 K: 0 S: 3	H: 0 LOB: 0 BB: 0 P: 3	R: 0 E: 0 K: 0 S: 4	H: 1 LOB: 1 BB: 0 P: 4	R: 3 E: 1 K: 0 S: 6	H: 2 LOB: 0 BB: 0 P: 6	1B: 2 2B: 1 3B: 0 HR: 2	SF: 0 SAC: 0 DP: 0 HBP: 0	WP: 0 PB: 0 SB: 0 CS: 0	PA: 34					
<b>PITCHER</b>	IP	WLS	BF	H	R	ER	SO	BB	IBB	HBP	BLK	WP	HR	S	P	ERA	WHIP										
<b>Denny Lemaster, L</b> ERA: 3.74 <b>Phil Niekro, R</b> ERA: 5.27	(1, 1) (5, 1)	4.0 5.0	L W	15 19	2 3	2 3	2 2	1 1	0 0	0 0	0 0	0 0	0 1	17 21	17 21	4.50 3.60	0.500 0.600										

AB	38
R	8
H	13
RBI	7
BB	3
SO	4
LOB	15





Batter	1	2	3	4	5	6	7	8	9	AB	R	H	RBI	BB	SO	LOB	TOP			
Felipe Alou, R OBP: 0.357, SLG: 0.527	E5		F8		F6			K		4	0	0	0	0	1	0	<b>Atlanta Braves @ San Francisco Giants</b> Candlestick Park, San Francisco, CA Sat Aug 20 1966, 6:33 AM EDT Att: 23,706 - Unknown			
Eddie Mathews, L OBP: 0.334, SLG: 0.365	F3			1B				F7		3	1	1	0	1	0	1				
Hank Aaron, R OBP: 0.367, SLG: 0.551	K			F4	F8			6-3		4	0	0	0	0	1	3				
Joe Torre, R OBP: 0.371, SLG: 0.545	4-3			F4				6-3		4	0	0	0	0	2					
Rico Carty, R OBP: 0.391, SLG: 0.444		K		BB	1B			5-3		4	0	1	0	0	2	0				
Mack Jones, L OBP: 0.327, SLG: 0.465					BB					4	0	3	1	0	1	0				
Denis Menke, R OBP: 0.357, SLG: 0.412										3	0	0	0	1	0	2				
Woody Woodward, R OBP: 0.326, SLG: 0.327				F7	1-3					3	0	0	0	0	0	3				
Tony Cloninger, R OBP: 0.303, SLG: 0.506				4-3						2	0	0	0	0	1	0				
Jay Ritchie, R OBP: 0.414, SLG: 0.414										0	0	0	0	0	0	0				
Ty Cline, L OBP: 0.118, SLG: 0.063										0	0	0	0	0	0	0				
Don Schwall, R OBP: 0.118, SLG: 0.063										0	0	0	0	0	0	0				
<b>Inning Stats</b>	R: 0 E: 1 K: 1 S: 6	H: 0 LOB: 1 BB: 0 P: 6	R: 0 E: 0 K: 1 S: 5	H: 1 LOB: 0 BB: 0 P: 5	R: 0 E: 0 K: 0 S: 3	H: 0 LOB: 0 BB: 0 P: 3	R: 1 E: 0 K: 0 S: 6	H: 3 LOB: 3 BB: 1 P: 10	R: 0 E: 0 K: 2 S: 7	H: 0 LOB: 0 BB: 0 P: 7	R: 0 E: 0 K: 0 S: 3	H: 0 LOB: 0 BB: 0 P: 3	R: 0 E: 0 K: 1 S: 5	H: 1 LOB: 1 BB: 0 P: 4	R: 0 E: 0 K: 0 S: 4	H: 1 LOB: 1 BB: 0 P: 4	1B: 5 2B: 0 3B: 0 HR: 0	SF: 0 SAC: 0 DP: 1 HBP: 0	WP: 0 PB: 0 SB: 0 CS: 0	PA: 34
<b>PITCHER</b> Gaylord Perry, R ERA: 2.52	IP: 9.0 WLS: W BF: 34 H: 5 R: 1 ER: 1 SO: 6 BB: 2 IBB: 0 HBP: 0 BLK: 0 WP: 0 HR: 0 S: 44 P: 52 ERA: 1.00 WHIP: 0.778																			

Batter	1	2	3	4	5	6	7	8	9	AB	R	H	RBI	BB	SO	LOB	BOTTOM	
Tito Fuentes, S OBP: 0.282, SLG: 0.344	K2-3		F8	F5		SH1-4		1-3		4	0	0	0	0	1	2	<b>Atlanta Braves @ San Francisco Giants</b> Candlestick Park, San Francisco, CA Sat Aug 20 1966, 6:33 AM EDT Att: 23,706 - Unknown	
Len Gabrielson, L OBP: 0.271, SLG: 0.295	4-3		F6	F3		F8		F7		5	0	0	0	0	0	3		
Willie Mays, R OBP: 0.369, SLG: 0.588	F9			HR		K		5-3		5	2	2	1	0	1	1		
Willie McCovey, L OBP: 0.395, SLG: 0.572		FC4	BB		HR		WP			2	2	2	2	1	0	0		
Jim Ray Hart, R OBP: 0.344, SLG: 0.501		F9	BB		K		K			3	0	0	0	1	2	2		
Tom Haller, L OBP: 0.314, SLG: 0.483		FC4	F2							3	2	1	0	1	0	3		
Jesus Alou, R OBP: 0.258, SLG: 0.273		1B								3	0	1	0	1	1	3		
Hal Lanier, R OBP: 0.258, SLG: 0.292										4	0	3	3	0	0	1		
Gaylord Perry, R OBP: 0.221, SLG: 0.224										3	0	1	0	0	2	3		
<b>Inning Stats</b>	R: 0 E: 0 K: 1 S: 5	H: 2 LOB: 2 BB: 1 P: 11	R: 1 E: 0 K: 0 S: 4	H: 1 LOB: 2 BB: 2 P: 12	R: 0 E: 0 K: 0 S: 5	H: 2 LOB: 2 BB: 0 P: 5	R: 2 E: 0 K: 2 S: 10	H: 3 LOB: 1 BB: 0 P: 10	R: 0 E: 0 K: 1 S: 6	H: 1 LOB: 1 BB: 0 P: 6	R: 2 E: 0 K: 2 S: 8	H: 1 LOB: 1 BB: 1 P: 13	R: 0 E: 0 K: 0 S: 3	H: 0 LOB: 0 BB: 0 P: 3	1B: 6 2B: 1 3B: 1 HR: 2	SF: 0 SAC: 2 DP: 0 HBP: 1		WP: 3 PB: 0 SB: 0 CS: 0
<b>PITCHER</b> Tony Cloninger, R ERA: 4.41	IP: 4.1 WLS: L BF: 24 H: 8 R: 4 ER: 4 SO: 3 BB: 3 IBB: 0 HBP: 0 BLK: 0 WP: 1 HR: 2 S: 27 P: 39 ERA: 8.31 WHIP: 2.538																	
Jay Ritchie, R ERA: 2.69	1.2 6 1 0 0 2 0 0 0 0 0 0 10 10 0.00 0.600																	
Don Schwall, R ERA: 4.0	2.0 9 1 2 2 2 0 1 1 0 1 0 11 16 9.00 0.500																	







Batter	1	2	3	4	5	6	7	8	9	AB	R	H	RBI	BB	SO	LOB	TOP																					
<b>Tommy Harper, R</b> OBP: 0.397, SLG: 0.374 (1, 9)	0-0 6-3		0-0 SH1-3		0-0 F8		0-0 SH1-4		0-0 6-3	3	0	0	0	0	0	1	<b>Cincinnati Reds @ San Francisco Giants</b> Candlestick Park, San Francisco, CA Mon Aug 22 1966, 6:33 AM EDT Att: 11,446 - Unknown <a href="http://livebaseballscorecards.com">livebaseballscorecards.com</a>																					
<b>Vada Pinson, L</b> OBP: 0.329, SLG: 0.423 (1, 8)	0-0 F9		0-0 G4-6-3 1B		0-0 F8		0-3 K		0-0 F8	5	0	1	1	0	1	3																						
<b>Pete Rose, S</b> OBP: 0.336, SLG: 0.432 (1, 4)	0-0 F8		0-0 G4-6-3 1-2		0-0 4-3		4-0 E BB		0-3 K	4	0	0	0	1	1	4																						
<b>Deron Johnson, R</b> OBP: 0.301, SLG: 0.417 (8, 3)		0-0 FC6-4 1B		0-3 K		0-0 FC1-6 1B		0-0 E5 1-2 2-3		4	0	2	0	0	1	2																						
<b>Tommy Helms, R</b> OBP: 0.332, SLG: 0.419 (1, 5)		0-0 FC6-4 FC5-4 1-2		0-0 F6		0-0 FC1-6 1B		0-0 F4		4	0	0	0	0	0	5																						
<b>Tony Perez, R</b> OBP: 0.301, SLG: 0.389 <b>Mel Queen, L</b> OBP: 0.228, SLG: 0.149 (8, PH) (8, 9)	0-0 FC5-4 1-2		0-0 E6 1B 1B		0-3 K		0-0 4-3		0-0 4-3	3	1	0	0	0	1	2																						
<b>Jimmie Coker, R</b> OBP: 0.328, SLG: 0.562 <b>Art Shamsky, L</b> OBP: 0.277, SLG: 0.302 <b>Johnny Edwards, L</b> OBP: 0.277, SLG: 0.302 (8, 2)	0-0 6-3 1-2		0-0 1B 1B		0-0 1B 1B		0-0 1B 1B		0-0 F6	3	0	2	0	0	0	1																						
<b>Leo Cardenas, R</b> OBP: 0.320, SLG: 0.416 (1, 6)			4-0 SH1-3 E 1B BB		0-0 1-2 3-H 1B		0-0 F4		0-0 6-3	3	1	1	1	1	0	2																						
<b>Sammy Ellis, L</b> OBP: 0.172, SLG: 0.111 <b>Graego Ruiz, S</b> OBP: 0.253, SLG: 0.230 <b>Billy McCool, L</b> OBP: 0.226, SLG: 0.188 <b>Don Nottebart, R</b> OBP: 0.195, SLG: 0.238 <b>Gordy Coleman, R</b> OBP: 0.195, SLG: 0.238 <b>Darrell Costen, R</b> OBP: 0.195, SLG: 0.238 (11, 1) (7, PH) (7, 1) (8, 1) (9, PH) (9, PH)	0-0 E1 1B 1-2		0-0 E1 1B SH1-3		0-3 K		0-0 E SH1-4 1B		0-0 6-3 1B	2	0	0	0	0	1	3																						
<b>Inning Stats</b>	R: 0 E: 0 K: 0 S: 3	H: 0 LOB: 0 BB: 0 P: 3	R: 0 E: 0 K: 0 S: 4	H: 1 LOB: 1 BB: 0 P: 4	R: 1 E: 1 K: 0 S: 4	H: 1 LOB: 1 BB: 1 P: 8	R: 1 E: 1 K: 2 S: 10	H: 2 LOB: 2 BB: 0 P: 10	R: 0 E: 0 K: 0 S: 3	H: 0 LOB: 0 BB: 0 P: 3	R: 0 E: 0 K: 1 S: 7	H: 2 LOB: 2 BB: 0 P: 7	R: 0 E: 1 K: 1 S: 7	H: 1 LOB: 3 BB: 1 P: 11	R: 0 E: 0 K: 0 S: 3	H: 0 LOB: 0 BB: 0 P: 3		R: 0 E: 0 K: 1 S: 6	H: 1 LOB: 2 BB: 0 P: 6	1B: 8 2B: 0 3B: 0 HR: 0	SF: 0 SAC: 2 DP: 1 HBP: 0	WP: 0 PA: 39 PB: 0 SB: 1 CS: 0																
<b>PITCHER</b>	IP	WLS	BF	H	R	ER	SO	BB	IBB	HBP	BLK	WP	HR	S	P	ERA	WHIP	<b>PITCHER</b>				IP	WLS	BF	H	R	ER	SO	BB	IBB	HBP	BLK	WP	HR	S	P	ERA	WHIP
<b>Joe Gibbon, L</b> ERA: 3.72 (1, 1)	5.0	W	21	4	2	0	2	1	0	0	0	0	0	24	28	0.00	1.000	<b>Lindy McDaniel, R</b> ERA: 2.93 (6, 1)				4.0	S	18	4	0	0	3	1	0	0	0	0	0	23	27	0.00	1.250

Batter	1	2	3	4	5	6	7	8	9	AB	R	H	RBI	BB	SO	LOB	BOTTOM																					
<b>Tito Fuentes, S</b> OBP: 0.281, SLG: 0.342 (1, 6)	0-0 F2	0-0 F7			0-0 F4		0-0 FC6-4 FC6-4		0-0 FC6-4	4	0	0	0	0	0	5	<b>Cincinnati Reds @ San Francisco Giants</b> Candlestick Park, San Francisco, CA Mon Aug 22 1966, 6:33 AM EDT Att: 11,446 - Unknown <a href="http://livebaseballscorecards.com">livebaseballscorecards.com</a>																					
<b>Len Gabrielson, L</b> OBP: 0.276, SLG: 0.301 <b>Cap Peterson, R</b> OBP: 0.299, SLG: 0.329 <b>Ollie Brown, R</b> OBP: 0.288, SLG: 0.297 (1, 7) (7, PH) (8, 9)	0-0 F6		0-0 G3		0-0 G6-3 1B		0-0 FC6-4 1-2		0-0 FC6-4	3	0	1	1	0	0	0																						
<b>Willie Mays, R</b> OBP: 0.368, SLG: 0.581 (1, 8)	0-3 K		0-0 F4		0-0 G6-3 1-2		4-0 FC4-6 BB		0-0 FC4-6	3	0	0	0	1	1	2																						
<b>Willie McCovey, L</b> OBP: 0.394, SLG: 0.564 <b>Bob Burda, L</b> OBP: 0.227, SLG: 0.238 (1, 3) (7, 3)	0-0 F2	0-0 F2	0-0 F4		0-3 K		0-0 FC4-6 2B 1B		0-0 FC4-6	3	0	0	0	0	1	0																						
<b>Jim Ray Hart, R</b> OBP: 0.347, SLG: 0.517 (1, 5)	0-0 HR		4-0 L4-3 BB		0-0 5-3		0-0 1B 2B		0-0 1B	3	2	2	1	1	0	0																						
<b>Tom Haller, L</b> OBP: 0.317, SLG: 0.478 (1, 2)	0-0 F7		0-0 L4-3 1-2		0-0 BB		4-0 1B IBB		0-0 1B	2	0	0	0	2	0	1																						
<b>Jesus Alou, R</b> OBP: 0.266, SLG: 0.285 (1, 9) (8, 7)	0-0 1B 2B		0-0 6-3		0-0 6-3		0-3 K		0-3 K	4	1	1	0	0	1	4																						
<b>Hal Lanier, R</b> OBP: 0.266, SLG: 0.298 (1, 4)	4-0 1B IBB		0-0 E 1B 1B		0-0 E 1B 1B		0-0 FC1-6 1B		0-0 1-2 2-H 3-H 1B	3	1	3	2	1	0	0																						
<b>Joe Gibbon, R</b> OBP: 0.267, SLG: 0.214 <b>Don Mason, L</b> OBP: 0.125, SLG: 0.250 <b>Lindy McDaniel, R</b> OBP: 0.059, SLG: 0.059 (1, 1) (5, PR) (6, 1)	0-0 1-3 2-H 1B		0-0 E5 1B 1B		0-0 FC1-6 FC6-4		0-0 F6		0-0 F6	2	0	2	1	0	0	0																						
<b>Inning Stats</b>	R: 0 E: 0 K: 1 S: 5	H: 0 LOB: 0 BB: 0 P: 5	R: 2 E: 0 K: 0 S: 6	H: 3 LOB: 2 BB: 1 P: 10	R: 0 E: 0 K: 0 S: 3	H: 0 LOB: 0 BB: 0 P: 3	R: 0 E: 0 K: 0 S: 2	H: 0 LOB: 0 BB: 1 P: 6	R: 1 E: 1 K: 0 S: 5	H: 3 LOB: 2 BB: 0 P: 5	R: 0 E: 0 K: 1 S: 5	H: 0 LOB: 1 BB: 1 P: 9	R: 0 E: 0 K: 0 S: 4	H: 1 LOB: 1 BB: 0 P: 4	R: 2 E: 0 K: 1 S: 7	H: 2 LOB: 2 BB: 2 P: 15		1B: 6 2B: 3 3B: 0 HR: 1	SF: 0 SAC: 0 DP: 2 HBP: 0	WP: 0 PA: 36 PB: 0 SB: 0 CS: 0																		
<b>PITCHER</b>	IP	WLS	BF	H	R	ER	SO	BB	IBB	HBP	BLK	WP	HR	S	P	ERA	WHIP	<b>PITCHER</b>				IP	WLS	BF	H	R	ER	SO	BB	IBB	HBP	BLK	WP	HR	S	P	ERA	WHIP
<b>Sammy Ellis, R</b> ERA: 4.99 (7, 1)	1.1	L	8	2	2	2	0	1	1	0	0	0	0	6	14	13.50	2.250	<b>Don Nottebart, R</b> ERA: 2.32 (8, 1)				0.2	L	3	1	0	0	1	0	0	0	0	5	5	0.00	1.500		

AB 35  
R 2  
H 8  
RBI 2  
BB 2  
SO 5  
LOB 23



AB 31  
R 5  
H 9  
RBI 5  
BB 5  
SO 3  
LOB 17

















Batter	1	2	3	4	5	6	7	8	9	AB	R	H	RBI	BB	SO	LOB	TOP					
Maury Wills, S OBP: 0.315, SLG: 0.317	6-3	FC5-2						K		4	0	1	0	0	1	2	Los Angeles Dodgers @ San Francisco Giants Candlestick Park, San Francisco, CA Sat Aug 27 1966, 6:33 AM EDT Att: 41,876 - Unknown					
Jim Gilliam, S OBP: 0.300, SLG: 0.262	F8		K					4-3		4	0	0	0	0	2	1						
Willie Davis, L OBP: 0.302, SLG: 0.391										4	1	4	1	0	0	0						
Ron Fairly, L OBP: 0.353, SLG: 0.395	K		G3					F8		4	0	0	0	0	1	3						
Jim Lefebvre, S OBP: 0.335, SLG: 0.473		1B	F5							4	1	1	0	0	0	1						
John Roseboro, L OBP: 0.360, SLG: 0.434		SH1								4	0	1	0	0	1	0						
Wes Parker, S OBP: 0.348, SLG: 0.390		SH1								4	0	1	1	0	0	0						
Lou Johnson, R OBP: 0.314, SLG: 0.389		SH1								2	0	0	0	0	0	0						
Don Drysdale, R OBP: 0.241, SLG: 0.310										2	0	0	0	0	2	2						
Wes Covington, L OBP: 0.273, SLG: 0.167	K									1	0	0	0	0	0	0						
Bob Miller, R OBP: 0.200, SLG: 0.400										0	0	0	0	0	0	0						
Ron Perranoski, L OBP: 0.200, SLG: 0.400										0	0	0	0	0	0	0						
<b>Inning Stats</b>	R: 0 E: 0 K: 1 S: 6	H: 1 LOB: 1 BB: 0 P: 6	R: 1 E: 0 K: 1 S: 8	H: 3 LOB: 2 BB: 0 P: 8	R: 0 E: 0 K: 1 S: 6	H: 1 LOB: 1 BB: 0 P: 6	R: 0 E: 0 K: 0 S: 3	H: 0 LOB: 0 BB: 0 P: 3	R: 0 E: 0 K: 2 S: 7	H: 1 LOB: 1 BB: 0 P: 7	R: 1 E: 0 K: 1 S: 6	H: 1 LOB: 0 BB: 0 P: 6	R: 0 E: 0 K: 0 S: 3	H: 0 LOB: 0 BB: 0 P: 3	R: 0 E: 0 K: 1 S: 6	H: 1 LOB: 1 BB: 0 P: 6	R: 0 E: 0 K: 0 S: 3	H: 0 LOB: 0 BB: 0 P: 3	1B: 7 2B: 1 3B: 0 HR: 1	SF: 0 SAC: 1 DP: 1 HBP: 0	WP: 0 PB: 0 SB: 1 CS: 1	PA: 34
<b>PITCHER</b> Juan Marichal, R ERA: 2.17	IP: 9.0 WLS: W BF: 34 H: 8 R: 2 ER: 2 SO: 7 BB: 0 IBB: 0 HBP: 0 BLK: 0 WP: 0 HR: 1 S: 48 P: 48 ERA: 2.00 WHIP: 0.889																					

Batter	1	2	3	4	5	6	7	8	9	AB	R	H	RBI	BB	SO	LOB	BOTTOM					
Tito Fuentes, S OBP: 0.279, SLG: 0.338	F2		F7					K		4	0	0	0	0	2	1	Los Angeles Dodgers @ San Francisco Giants Candlestick Park, San Francisco, CA Sat Aug 27 1966, 6:33 AM EDT Att: 41,876 - Unknown					
Len Gabrielson, L OBP: 0.275, SLG: 0.299	4-3									4	0	1	0	0	1	1						
Ollie Brown, R OBP: 0.291, SLG: 0.307										0	0	0	0	0	0	0						
Willie Mays, R OBP: 0.369, SLG: 0.584	6-3		F4							4	2	2	1	0	0	1						
Willie McCovey, L OBP: 0.397, SLG: 0.581		K	G3							4	1	2	1	0	1	1						
Jim Ray Hart, R OBP: 0.341, SLG: 0.511										4	1	1	1	0	0	2						
Tom Haller, L OBP: 0.313, SLG: 0.464		HR								4	0	1	0	0	0	2						
Jesus Alou, R OBP: 0.275, SLG: 0.296										3	0	2	1	0	0	0						
Hal Lanier, R OBP: 0.264, SLG: 0.297										3	0	0	0	0	1	2						
Juan Marichal, R OBP: 0.241, SLG: 0.287										3	0	1	0	0	1	2						
<b>Inning Stats</b>	R: 0 E: 0 K: 0 S: 3	H: 0 LOB: 0 BB: 0 P: 3	R: 1 E: 0 K: 1 S: 8	H: 3 LOB: 2 BB: 0 P: 8	R: 0 E: 0 K: 0 S: 4	H: 1 LOB: 1 BB: 0 P: 4	R: 0 E: 0 K: 0 S: 3	H: 0 LOB: 0 BB: 0 P: 3	R: 0 E: 0 K: 3 S: 10	H: 1 LOB: 1 BB: 0 P: 10	R: 2 E: 0 K: 0 S: 5	H: 3 LOB: 0 BB: 0 P: 5	R: 0 E: 0 K: 2 S: 7	H: 0 LOB: 0 BB: 0 P: 7	R: 1 E: 0 K: 0 S: 5	H: 2 LOB: 1 BB: 0 P: 5	R: 0 E: 0 K: 0 S: 5	H: 0 LOB: 0 BB: 0 P: 5	1B: 6 2B: 1 3B: 1 HR: 2	SF: 0 SAC: 0 DP: 0 HBP: 0	WP: 0 PB: 0 SB: 0 CS: 1	PA: 34
<b>PITCHER</b> Don Drysdale, R ERA: 3.71 Bob Miller, R ERA: 3.51 Ron Perranoski, L ERA: 2.35	IP: 6.0 WLS: L BF: 25 H: 8 R: 3 ER: 3 SO: 4 BB: 0 IBB: 0 HBP: 0 BLK: 0 WP: 0 HR: 1 S: 33 P: 33 ERA: 4.50 WHIP: 1.333																					

AB	33
R	2
H	8
RBI	2
BB	0
SO	7
LOB	9



AB	33
R	4
H	10
RBI	4
BB	0
SO	6
LOB	12





Batter	1	2	3	4	5	6	7	8	9	AB	R	H	RBI	BB	SO	LOB	TOP				
Maury Wills, S OBP: 0.313, SLG: 0.316 (1,6)	1-3		FC5-4 FC1-5 1-2	FC6 1-2		2-3		1B		5	0	1	0	0	0	4	<b>Los Angeles Dodgers @ San Francisco Giants</b> Candlestick Park, San Francisco, CA Sun Aug 28 1966, 6:33 AM EDT Att: 41,952 - Unknown				
Jim Gilliam, S OBP: 0.293, SLG: 0.255 (1,5) John Kennedy, R OBP: 0.237, SLG: 0.289 (8,5)	6-3		FC1-5 1B 1-3		K		1-3	F2		5	0	0	0	0	1	2					
Willie Davis, L OBP: 0.307, SLG: 0.401 (1,8)	HR		1-3 1B		1B FC4-6 1B		HR	1B	4-3	5	3	4	1	0	0	0					
Ron Fairly, L OBP: 0.354, SLG: 0.407 (1,9)	4-3		6-3		FC4-6 1B 1-3		HR		F7	5	1	2	2	0	0	2					
Jim Lefebvre, S OBP: 0.333, SLG: 0.477 (1,4)		4-3			HR	FC4-6 1-2		F8	K	5	1	1	2	0	1	1					
John Roseboro, L OBP: 0.358, SLG: 0.434 (1,2)		K		K		F8				4	0	1	0	0	2	1					
Wes Parker, S OBP: 0.349, SLG: 0.390 (1,3)				G3 1B			3-1	K		3	0	1	0	1	1	1					
Lou Johnson, R OBP: 0.314, SLG: 0.388 (1,7)		K		G3		SH2-3 1B		K		4	0	1	0	0	2	2					
Don Sutton, R OBP: 0.221, SLG: 0.227 (1,1)				FC5-4 1B	FC6 HBP		SH2-3	F8		2	0	1	0	0	0	0					
<b>Inning Stats</b>	R: 1 E: 0 K: 0 S: 4	H: 1 LOB: 0 BB: 0 P: 4	R: 0 E: 0 K: 2 S: 7	H: 0 LOB: 1 BB: 1 P: 11	R: 0 E: 0 K: 0 S: 5	H: 2 LOB: 2 BB: 0 P: 5	R: 1 E: 0 K: 1 S: 7	H: 2 LOB: 2 BB: 0 P: 8	R: 1 E: 0 K: 0 S: 4	H: 2 LOB: 1 BB: 0 P: 7	R: 2 E: 0 K: 1 S: 8	H: 3 LOB: 1 BB: 0 P: 8	R: 0 E: 0 K: 1 S: 6	H: 1 LOB: 1 BB: 0 P: 6	R: 0 E: 0 K: 1 S: 5	H: 0 LOB: 0 BB: 0 P: 5	1B: 8 2B: 1 3B: 0 HR: 3	SF: 0 SAC: 1 DP: 0 HBP: 1	WP: 0 PB: 0 SB: 1 CS: 0	PA: 41	
<b>PITCHER</b>	IP	WLS	BF	H	R	ER	SO	BB	IBB	HBP	BLK	WP	HR	S	P	ERA	WHIP				
Gaylord Perry, R ERA: 2.91 (1,1)	8.0	L	38	12	5	5	6	1	0	1	0	0	3	48	53	5.62	1.625				
Lindy McDaniel, R ERA: 2.88 (9,1)	1.0		3	0	0	0	1	0	0	0	0	0	0	5	5	0.00	0.000				

Batter	1	2	3	4	5	6	7	8	9	AB	R	H	RBI	BB	SO	LOB	BOTTOM					
Tito Fuentes, S OBP: 0.279, SLG: 0.340 (1,6)	K	1-3			E5			2B		4	0	1	0	0	1	2	<b>Los Angeles Dodgers @ San Francisco Giants</b> Candlestick Park, San Francisco, CA Sun Aug 28 1966, 6:33 AM EDT Att: 41,952 - Unknown					
Len Gabrielson, L OBP: 0.271, SLG: 0.294 (1,7)	K		K		F9			1-3		4	0	0	0	0	2	2						
Willie Mays, R OBP: 0.369, SLG: 0.581 (1,8)	1B		K		F7			F4		4	0	1	0	0	1	1						
Willie McCovey, L OBP: 0.393, SLG: 0.575 (1,3)	K		F4		F2			G3		4	0	0	0	0	1	1						
Jim Ray Hart, R OBP: 0.342, SLG: 0.511 (1,5)		FC6-4 1B BB 1B		F8	F4			G3 1B		4	2	2	0	0	0	0						
Tom Haller, L OBP: 0.312, SLG: 0.461 (1,2)		FC6-4 BB		K			K	G3		3	0	0	0	1	2	1						
Jesus Alou, R OBP: 0.274, SLG: 0.296 (1,9)			FC6-4 SH1-4 1B 1-2 2-3	6-3			F9	FC6-4 1B		4	0	1	1	0	0	2						
Hal Lanier, R OBP: 0.265, SLG: 0.298 (1,4) Cap Peterson, R OBP: 0.230, SLG: 0.318 (9,PH)		SH1-4 1B			F5		F9	FC6-4		3	0	1	1	0	0	0						
Gaylord Perry, R OBP: 0.211, SLG: 0.214 (1,1) Bob Burda, L OBP: 0.250, SLG: 0.304 (8,PH) Lindy McDaniel, R OBP: 0.059, SLG: 0.059 (9,1)		SH1-4			F8			F9		1	0	0	0	0	0	0						
<b>Inning Stats</b>	R: 0 E: 0 K: 3 S: 10	H: 1 LOB: 1 BB: 0 P: 10	R: 1 E: 0 K: 0 S: 5	H: 2 LOB: 2 BB: 1 P: 9	R: 0 E: 0 K: 2 S: 7	H: 0 LOB: 0 BB: 0 P: 7	R: 0 E: 0 K: 1 S: 5	H: 0 LOB: 0 BB: 0 P: 5	R: 0 E: 1 K: 0 S: 4	H: 0 LOB: 1 BB: 0 P: 4	R: 0 E: 0 K: 0 S: 3	H: 0 LOB: 0 BB: 0 P: 3	R: 0 E: 0 K: 1 S: 5	H: 0 LOB: 0 BB: 0 P: 5	R: 0 E: 0 K: 0 S: 4	H: 1 LOB: 1 BB: 0 P: 4	R: 1 E: 0 K: 0 S: 5	H: 2 LOB: 1 BB: 0 P: 5	1B: 5 2B: 1 3B: 0 HR: 0	SF: 0 SAC: 1 DP: 0 HBP: 0	WP: 0 PB: 0 SB: 0 CS: 0	PA: 35
<b>PITCHER</b>	IP	WLS	BF	H	R	ER	SO	BB	IBB	HBP	BLK	WP	HR	S	P	ERA	WHIP					
Don Sutton, R ERA: 3.16 (1,1)	9.0	W	35	6	2	2	7	1	0	0	0	0	0	48	52	2.00	0.778					



Batter	1	2	3	4	5	6	7	8	9	AB	R	H	RBI	BB	SO	LOB	TOP
<b>Tito Fuentes, S</b> (1, 6) OBP: 0.281, SLG: 0.342	0-0 FC5-4 1B		0-0 F7			0-0 5-3			0-0 1B	4	0	2	0	0	0	0	<b>San Francisco Giants @ Philadelphia Phillies</b> <b>Connie Mack Stadium, Philadelphia, PA</b> Mon Aug 29 1966, 7:05 PM EDT Att: 25,994 - Unknown <a href="http://livebaseballscorecards.com">livebaseballscorecards.com</a>
<b>Jesus Alou, R</b> (1, 9) OBP: 0.274, SLG: 0.295	0-0 FC5-4 2B		0-0 F6			0-0 F5			0-0 1B	4	1	1	0	0	0	1	
<b>Willie Mays, R</b> (1, 8) OBP: 0.368, SLG: 0.580	0-0 1-H 2B			0-0 F4		0-0 6-3			0-0 F5	4	0	1	1	0	0	2	
<b>Willie McCovey, L</b> (1, 3) OBP: 0.390, SLG: 0.570	0-0 F4			0-0 4-1			0-0 F3		0-0 F9	4	0	0	0	0	0	3	
<b>Jim Ray Hart, R</b> (1, 5) OBP: 0.339, SLG: 0.506	0-0 4-3			0-0 6-3			0-0 5-3		0-0 F7	4	0	0	0	0	0	3	
<b>Tom Haller, L</b> (1, 2) OBP: 0.310, SLG: 0.458		0-0 F4			0-0 3-1				0-0 F4	3	0	0	0	0	0	0	
<b>Len Gabrielson, L</b> (1, 7) OBP: 0.267, SLG: 0.290		0-0 6-3			0-0 F7				0-0 F3	3	0	0	0	0	0	0	
<b>Hal Lanier, R</b> (1, 4) OBP: 0.263, SLG: 0.295		0-0 F9			0-0 E6				0-0 5-3	3	0	0	0	0	0	0	
<b>Ray Sadecki, L</b> (1, 1) OBP: 0.324, SLG: 0.667			0-0 F3		0-3 K			0-3 K		1	0	0	0	0	0	0	
<b>Ron Herbel, R</b> (3, 1) OBP: 0.053, SLG: 0.027										1	0	0	0	0	1	1	
<b>Bob Burda, L</b> (8, PH) OBP: 0.240, SLG: 0.292										1	0	0	0	0	1	0	
<b>Bob Priddy, R</b> (8, 1) OBP: 0.267, SLG: 0.214										0	0	0	0	0	0	0	
<b>Inning Stats</b>	R: 1 E: 0 K: 0 S: 5	H: 2 LOB: 1 BB: 0 P: 5	R: 0 E: 0 K: 0 S: 3	H: 0 LOB: 0 BB: 0 P: 3	R: 0 E: 0 K: 0 S: 3	H: 0 LOB: 0 BB: 0 P: 3	R: 0 E: 0 K: 0 S: 6	H: 0 LOB: 1 BB: 0 P: 6	R: 0 E: 0 K: 0 S: 3	H: 0 LOB: 0 BB: 0 P: 3	R: 0 E: 0 K: 1 S: 5	H: 0 LOB: 0 BB: 0 P: 5	R: 0 E: 0 K: 0 S: 5	H: 2 LOB: 2 BB: 0 P: 5	1B: 3 2B: 1 3B: 0 HR: 0	SF: 0 SAC: 0 DP: 0 HBP: 0	WP: 0 PA: 32 PB: 0 SB: 0 CS: 0
<b>PITCHER</b> <b>Jim Bunning, R</b> (1, 1) ERA: 2.32	IP: 9.0 WLS: W BF: 32 H: 4 R: 1 ER: 1 SO: 2 BB: 0 IBB: 0 HBP: 0 BLK: 0 WP: 0 HR: 0 S: 36 P: 36 ERA: 1.00 WHIP: 0.444																

Batter	1	2	3	4	5	6	7	8	9	AB	R	H	RBI	BB	SO	LOB	BOTTOM		
<b>John Briggs, L</b> (1, 8) OBP: 0.399, SLG: 0.548	0-3 K		4-0 2B BB		0-0 F8	0-0 1B				3	1	1	1	1	1	0	<b>San Francisco Giants @ Philadelphia Phillies</b> <b>Connie Mack Stadium, Philadelphia, PA</b> Mon Aug 29 1966, 7:05 PM EDT Att: 25,994 - Unknown <a href="http://livebaseballscorecards.com">livebaseballscorecards.com</a>		
<b>Dick Groat, R</b> (1, 6) OBP: 0.309, SLG: 0.322	0-0 1-3		0-0 SF9		0-0 1B 6-3 1B	0-0 5-3				3	1	1	1	0	0	2			
<b>Johnny Callison, L</b> (1, 9) OBP: 0.344, SLG: 0.425	0-0 6-3		0-0 3-H 1-H 2-H 2B		0-0 6-3 1B 1-2 1B	0-0 2B				4	0	3	2	0	0	0			
<b>Dick Allen, R</b> (1, 5) OBP: 0.383, SLG: 0.625		0-0 F8	0-0 F9		0-0 6-3 1B 1-2 2-3 1B	0-0 1-3				4	0	1	0	0	0	2			
<b>Harvey Kuenn, R</b> (1, 3) OBP: 0.298, SLG: 0.336		0-0 F9	4-0 IBB		0-0 6-3	4-0 G4-6-3 IBB				1	0	0	0	0	0	0			
<b>Bill White, L</b> (3, PH) OBP: 0.359, SLG: 0.473					0-0 1-2 2-3 3-H 1B					1	0	0	1	2	0	2			
<b>Cookie Rojas, R</b> (1, 7) OBP: 0.315, SLG: 0.340	0-0 F5	0-0 F7			0-0 5-3	0-0 G4-6-3				4	0	0	0	0	0	6			
<b>Tony Taylor, R</b> (1, 4) OBP: 0.296, SLG: 0.364			0-0 1B BB E 1B	0-0 4-3		0-0 4-3		0-0 G4-3 1B		4	1	2	0	0	0	0			
<b>Bob Uecker, R</b> (1, 2) OBP: 0.271, SLG: 0.347			0-0 E6 BB SF9 1B	0-0 1-3		0-0 6-3		0-0 G4-3 1-2		4	1	0	0	0	0	2			
<b>Jim Bunning, R</b> (1, 1) OBP: 0.217, SLG: 0.216			0-0 1-2 2-3 BB 1B	0-0 4-3		0-0 1B BB		0-3 K		3	1	1	0	1	1	0			
<b>Inning Stats</b>	R: 0 E: 0 K: 1 S: 5	H: 0 LOB: 0 BB: 0 P: 5	R: 0 E: 0 K: 0 S: 3	H: 0 LOB: 0 BB: 0 P: 3	R: 4 E: 1 K: 0 S: 7	H: 3 LOB: 2 BB: 2 P: 15	R: 0 E: 0 K: 0 S: 3	H: 0 LOB: 0 BB: 0 P: 3	R: 1 E: 0 K: 0 S: 6	H: 3 LOB: 2 BB: 0 P: 6	R: 0 E: 0 K: 0 S: 4	H: 1 LOB: 1 BB: 1 P: 8	R: 0 E: 0 K: 0 S: 3	H: 1 LOB: 1 BB: 1 P: 7	R: 0 E: 0 K: 1 S: 5	H: 1 LOB: 0 BB: 0 P: 5	1B: 7 2B: 2 3B: 0 HR: 0	SF: 1 SAC: 0 DP: 2 HBP: 0	WP: 0 PA: 36 PB: 0 SB: 0 CS: 0
<b>PITCHER</b> <b>Ray Sadecki, L</b> (1, 1) ERA: 5.0	IP: 2.1 WLS: L BF: 12 H: 3 R: 4 ER: 3 SO: 1 BB: 1 IBB: 0 HBP: 0 BLK: 0 WP: 0 HR: 0 S: 13 P: 17 ERA: 11.57 WHIP: 1.714																		
<b>Ron Herbel, R</b> (3, 1) ERA: 4.19	IP: 4.2 WLS: W BF: 21 H: 5 R: 1 ER: 1 SO: 0 BB: 1 IBB: 2 HBP: 0 BLK: 0 WP: 0 HR: 0 S: 18 P: 30 ERA: 1.93 WHIP: 1.286																		
<b>Bob Priddy, R</b> (8, 1) ERA: 3.9	IP: 1.0 WLS: W BF: 3 H: 1 R: 0 ER: 0 SO: 1 BB: 0 IBB: 0 HBP: 0 BLK: 0 WP: 0 HR: 0 S: 5 P: 5 ERA: 0.00 WHIP: 1.000																		







Batter	1	2	3	4	5	6	7	8	9	AB	R	H	RBI	BB	SO	LOB	TOP				
<b>Tito Fuentes, S</b> OBP: 0.278, SLG: 0.344 (1, 6)	F4		K			K		F3		4	0	0	0	0	2	1	<b>San Francisco Giants @ New York Mets</b> Shea Stadium, Flushing, NY Wed Aug 31 1966, 7:05 PM EDT Att: 50,508 - Unknown <a href="http://livebaseballscorecards.com">livebaseballscorecards.com</a>				
<b>Jesus Alou, R</b> OBP: 0.273, SLG: 0.294 (1, 9) (7, 7)	F8		K			FC6-4 PB		6-3		4	0	0	0	0	1	1					
<b>Willie Mays, R</b> OBP: 0.370, SLG: 0.583 (1, 8)	BB			F7		K		E 3B		3	1	1	0	1	1	1					
<b>Willie McCovey, L</b> OBP: 0.388, SLG: 0.565 (1, 3)	K			1-3			SH1-3 SF9 2B	1-3		4	1	1	0	0	1	2					
<b>Jim Ray Hart, R</b> OBP: 0.340, SLG: 0.509 (1, 5)		F9 4-3 1B		3-1			SH1-3 BB	F9		3	0	1	0	1	0	0					
<b>Tom Haller, L</b> OBP: 0.312, SLG: 0.456 (1, 2)	4-3				6-3		SH1-3	K2-3		3	0	0	0	0	1	1					
<b>Bob Burda, L</b> OBP: 0.226, SLG: 0.310 (1, 7)	F9				K		SF9		2	0	0	1	0	1	1	<b>AB 29</b> <b>R 2</b> <b>H 4</b> <b>RBI 1</b> <b>BB 2</b> <b>SO 8</b> <b>LOB 9</b>					
<b>Ollie Brown, R</b> OBP: 0.290, SLG: 0.306 (7, 9)	2-3						3-H 0-0		0	0	0	0	0	0	0						
<b>Hal Lanier, R</b> OBP: 0.261, SLG: 0.292 (1, 4)	F8				F9		4-3		3	0	0	0	0	0	2						
<b>Juan Marichal, R</b> OBP: 0.244, SLG: 0.289 (1, 1)			K			FC6-4 1B		F6		3	0	1	0	0	1	0					
<b>Inning Stats</b>	R: 0 E: 0 K: 1 S: 5	H: 0 LOB: 1 BB: 1 P: 9	R: 0 E: 0 K: 0 S: 4	H: 1 LOB: 1 BB: 0 P: 4	R: 0 E: 0 K: 3 S: 9	H: 0 LOB: 0 BB: 0 P: 9	R: 0 E: 0 K: 0 S: 3	H: 0 LOB: 0 BB: 0 P: 3	R: 0 E: 0 K: 1 S: 5	H: 0 LOB: 0 BB: 0 P: 5	R: 1 E: 0 K: 0 S: 4	H: 1 LOB: 1 BB: 1 P: 8	R: 0 E: 0 K: 0 S: 3	H: 0 LOB: 0 BB: 0 P: 3	R: 1 E: 1 K: 1 S: 6	H: 1 LOB: 0 BB: 0 P: 6	1B: 2 2B: 1 3B: 1 HR: 0		SF: 1 SAC: 1 DP: 0 HBP: 0	WP: 0 PB: 1 SB: 0 CS: 0	PA: 33
<b>PITCHER</b> <b>Jack Fisher, R</b> ERA: 3.84 (1, 1)	IP: 9.0 WLS: L BF: 33	H: 4 R: 2 ER: 1 SO: 8	BB: 2 IBB: 0 HBP: 0 BLK: 0	WP: 0 HR: 0 S: 47 P: 55	ERA: 1.00 WHIP: 0.667											<b>PITCHER</b>	IP: 9.0 WLS: W BF: 31	H: 4 R: 1 ER: 1 SO: 6	BB: 0 IBB: 0 HBP: 0 BLK: 0	WP: 0 HR: 0 S: 43 P: 43	ERA: 1.00 WHIP: 0.444

Batter	1	2	3	4	5	6	7	8	9	AB	R	H	RBI	BB	SO	LOB	BOTTOM				
<b>Cleon Jones, R</b> OBP: 0.324, SLG: 0.384 (1, 9)	F8		F9			F4			K	4	0	0	0	0	1	1	<b>San Francisco Giants @ New York Mets</b> Shea Stadium, Flushing, NY Wed Aug 31 1966, 7:05 PM EDT Att: 50,508 - Unknown <a href="http://livebaseballscorecards.com">livebaseballscorecards.com</a>				
<b>Ron Hunt, R</b> OBP: 0.357, SLG: 0.358 (1, 4)	F6			1-3		F8			K	4	0	0	0	0	1	0					
<b>Al Luplow, L</b> OBP: 0.332, SLG: 0.338 (1, 8)	F9			2B 1B		F9			1B	4	1	2	0	0	0	0					
<b>Ken Boyer, R</b> OBP: 0.314, SLG: 0.424 (1, 5)		FC4-6 1B		1-H 2B		F4		F4		4	0	2	1	0	0	1					
<b>Ed Kranepool, L</b> OBP: 0.322, SLG: 0.408 (1, 3)	FC4-6 1-2		G6-4-3 1-2		F6		1-3			3	0	0	0	0	2						
<b>Jim Hickman, R</b> OBP: 0.310, SLG: 0.411 (1, 7)	G6-4-3 1-2			F8			K			3	0	0	0	0	1	2					
<b>Eddie Bressoud, R</b> OBP: 0.314, SLG: 0.373 (1, 6)			E5 SH3-4		5-3			K		3	0	0	0	0	1	0					
<b>Jerry Grote, R</b> OBP: 0.324, SLG: 0.321 (1, 2)			SH3-4 1-2		6-3			5-3		2	0	0	0	0	0	0					
<b>Jack Fisher, R</b> OBP: 0.194, SLG: 0.143 (1, 1)			K		K			1-3		3	0	0	0	0	2	1					
<b>Inning Stats</b>	R: 0 E: 0 K: 0 S: 3	H: 0 LOB: 0 BB: 0 P: 3	R: 0 E: 0 K: 0 S: 3	H: 1 LOB: 0 BB: 0 P: 3	R: 0 E: 1 K: 1 S: 6	H: 0 LOB: 1 BB: 0 P: 6	R: 1 E: 0 K: 0 S: 5	H: 2 LOB: 1 BB: 0 P: 5	R: 0 E: 0 K: 1 S: 5	H: 0 LOB: 0 BB: 0 P: 5	R: 0 E: 0 K: 1 S: 5	H: 0 LOB: 0 BB: 0 P: 5	R: 0 E: 0 K: 1 S: 5	H: 0 LOB: 0 BB: 0 P: 5	R: 0 E: 0 K: 2 S: 8	H: 1 LOB: 1 BB: 0 P: 8			1B: 3 2B: 1 3B: 0 HR: 0	SF: 0 SAC: 1 DP: 1 HBP: 0	WP: 0 PB: 0 SB: 0 CS: 0
<b>PITCHER</b> <b>Juan Marichal, R</b> ERA: 2.13 (1, 1)	IP: 9.0 WLS: W BF: 31	H: 4 R: 1 ER: 1 SO: 6	BB: 0 IBB: 0 HBP: 0 BLK: 0	WP: 0 HR: 0 S: 43 P: 43	ERA: 1.00 WHIP: 0.444											<b>PITCHER</b>	IP: 9.0 WLS: W BF: 31	H: 4 R: 1 ER: 1 SO: 6	BB: 0 IBB: 0 HBP: 0 BLK: 0	WP: 0 HR: 0 S: 43 P: 43	ERA: 1.00 WHIP: 0.444



Batter	1	2	3	4	5	6	7	8	9	AB	R	H	RBI	BB	SO	LOB	TOP			
Tito Fuentes, S OBP: 0.277, SLG: 0.343 (1, 6)										4	0	1	0	0	1	2	<b>San Francisco Giants @ New York Mets</b> Shea Stadium, Flushing, NY Thu Sep 01 1966, 7:05 PM EDT Att: 37,516 - Unknown <a href="http://livebaseballscorecards.com">livebaseballscorecards.com</a>			
Jesus Alou, R OBP: 0.273, SLG: 0.300 (1, 9)										4	1	1	0	0	0	2				
Willie Mays, R OBP: 0.367, SLG: 0.580 (1, 8)										3	0	0	1	0	2	1				
Willie McCovey, L OBP: 0.386, SLG: 0.564 (1, 3)										4	0	1	0	0	1	0				
Jim Ray Hart, R OBP: 0.339, SLG: 0.507 (1, 5)										4	0	1	0	0	1	1				
Tom Haller, L OBP: 0.310, SLG: 0.452 (1, 2)										3	0	0	0	0	1	1				
Bob Burda, L OBP: 0.206, SLG: 0.281 (1, 7)										3	0	0	0	0	0	0				
Hal Lanier, R OBP: 0.259, SLG: 0.291 (8, PH)										2	0	0	0	0	0	0				
Cap Peterson, R OBP: 0.299, SLG: 0.317 (8, PH)										1	0	0	0	0	1	0				
Lindy McDaniel, R OBP: 0.059, SLG: 0.059 (8, 1)										0	0	0	0	0	0	0				
Gaylord Perry, R OBP: 0.219, SLG: 0.222 (8, PH)										2	0	1	0	0	0	0				
Jim Davenport, R OBP: 0.306, SLG: 0.383 (8, 4)										0	0	0	0	1	0	0				
<b>Inning Stats</b>	R: 0 E: 0 K: 1 S: 5	H: 1 LOB: 0 BB: 0 P: 5	R: 0 E: 0 K: 0 S: 3	H: 0 LOB: 0 BB: 0 P: 3	R: 0 E: 0 K: 0 S: 3	H: 0 LOB: 0 BB: 0 P: 3	R: 1 E: 0 K: 0 S: 4	H: 1 LOB: 0 BB: 0 P: 4	R: 0 E: 0 K: 1 S: 5	H: 0 LOB: 0 BB: 0 P: 5	R: 0 E: 0 K: 3 S: 10	H: 1 LOB: 1 BB: 0 P: 10	R: 0 E: 0 K: 2 S: 7	H: 0 LOB: 1 BB: 1 P: 11	R: 0 E: 0 K: 0 S: 4	H: 1 LOB: 1 BB: 0 P: 4	1B: 3 2B: 1 3B: 1 HR: 0	SF: 1 SAC: 0 DP: 0 HBP: 0	WP: 0 PB: 0 SB: 0 CS: 1	PA: 32
<b>PITCHER</b> Dennis Ribant, R ERA: 2.71 (1, 1)	IP: 9.0 WLS: W BF: 32	H: 5 R: 1 ER: 1 SO: 7	BB: 1 IBB: 0 HBP: 0 BLK: 0	WP: 0 HR: 0 S: 45 P: 49	ERA: 1.00 WHIP: 0.667	<b>PITCHER</b>														

Batter	1	2	3	4	5	6	7	8	9	AB	R	H	RBI	BB	SO	LOB	BOTTOM		
Cleon Jones, R OBP: 0.322, SLG: 0.380 (1, 9)										4	0	0	0	0	1	0	<b>San Francisco Giants @ New York Mets</b> Shea Stadium, Flushing, NY Thu Sep 01 1966, 7:05 PM EDT Att: 37,516 - Unknown <a href="http://livebaseballscorecards.com">livebaseballscorecards.com</a>		
Chuck Hillier, L OBP: 0.351, SLG: 0.377 (1, 4)										4	0	1	0	0	0	0			
Ken Boyer, R OBP: 0.311, SLG: 0.420 (1, 5)										4	0	0	0	0	1	1			
Al Luplow, L OBP: 0.335, SLG: 0.345 (1, 8)										3	1	2	0	0	0	1			
Larry Elliot, L OBP: 0.328, SLG: 0.448 (1, 7)										3	1	1	0	0	1	2			
Ed Kranepool, L OBP: 0.320, SLG: 0.405 (1, 3)										3	0	0	0	0	0	3			
Eddie Bressoud, R OBP: 0.317, SLG: 0.381 (1, 6)										3	0	2	2	0	1	1			
John Stephenson, L OBP: 0.263, SLG: 0.258 (1, 2)										3	0	0	0	0	0	2			
Dennis Ribant, R OBP: 0.179, SLG: 0.196 (1, 1)										3	0	0	0	0	0	2			
<b>Inning Stats</b>	R: 0 E: 0 K: 2 S: 7	H: 0 LOB: 0 BB: 0 P: 7	R: 2 E: 0 K: 0 S: 6	H: 3 LOB: 1 BB: 0 P: 6	R: 0 E: 0 K: 1 S: 6	H: 0 LOB: 0 BB: 0 P: 3	R: 0 E: 0 K: 1 S: 6	H: 1 LOB: 1 BB: 0 P: 6	R: 0 E: 0 K: 0 S: 4	H: 1 LOB: 1 BB: 0 P: 4	R: 0 E: 0 K: 0 S: 3	H: 0 LOB: 0 BB: 0 P: 3	R: 0 E: 0 K: 0 S: 3	H: 0 LOB: 0 BB: 0 P: 3	1B: 4 2B: 1 3B: 1 HR: 0	SF: 0 SAC: 0 DP: 0 HBP: 0		WP: 0 PB: 0 SB: 0 CS: 0	PA: 30
<b>PITCHER</b> Gaylord Perry, R ERA: 2.9 Lindy McDaniel, R ERA: 2.85 (8, 1)	IP: 7.0 WLS: L BF: 27	H: 6 R: 2 ER: 2 SO: 4	BB: 0 IBB: 0 HBP: 0 BLK: 0	WP: 0 HR: 0 S: 35 P: 35	ERA: 2.57 WHIP: 0.857	<b>PITCHER</b>													







Batter	1	2	3	4	5	6	7	8	9	AB	R	H	RBI	BB	SO	LOB	TOP					
<b>Tito Fuentes, S</b> OBP: 0.276, SLG: 0.340 (1, 6)										4	0	1	0	0	1	2	<b>San Francisco Giants @ St. Louis Cardinals</b> <b>Busch Stadium, St. Louis, MO</b> Sat Sep 03 1966, 3:33 AM CDT Att: 20,574 - Unknown					
<b>Ozzie Virgil, R</b> OBP: 0.236, SLG: 0.306 (1, 3)										4	0	0	0	0	0	3						
<b>Jim Davenport, R</b> OBP: 0.302, SLG: 0.380 (1, 5)										4	0	0	0	0	0	0						
<b>Willie Mays, R</b> OBP: 0.371, SLG: 0.578 (1, 8)										1	1	0	0	3	0	0						
<b>Jesus Alou, R</b> OBP: 0.278, SLG: 0.319 (1, 7)										4	1	2	1	0	0	2						
<b>Ollie Brown, R</b> OBP: 0.293, SLG: 0.307 (1, 9)										4	0	2	1	0	1	1						
<b>Hal Lanier, R</b> OBP: 0.259, SLG: 0.290 (1, 4)										2	0	0	0	0	0	2						
<b>Jim Ray Hart, R</b> OBP: 0.335, SLG: 0.500 (9, PH)										1	0	0	0	0	0	0						
<b>Bob Barton, R</b> OBP: 0.224, SLG: 0.210 (1, 2)										3	0	1	0	0	1	2						
<b>Willie McCovey, L</b> OBP: 0.397, SLG: 0.560 (9, PH)										1	0	0	0	0	0	0						
<b>Bobby Bolin, R</b> OBP: 0.231, SLG: 0.237 (1, 1)										2	0	1	0	0	1	2						
<b>Cap Peterson, R</b> OBP: 0.296, SLG: 0.313 (7, PH)										1	0	0	0	0	1	0						
<b>Lindy McDaniel, R</b> OBP: 0.059, SLG: 0.059 (7, 1)										0	0	0	0	0	0	0						
<b>Inning Stats</b>	R: 0 E: 0 K: 0 S: 3	H: 1 LOB: 0 BB: 0 P: 3	R: 1 E: 0 K: 1 S: 7	H: 2 LOB: 2 BB: 1 P: 11	R: 0 E: 0 K: 0 S: 3	H: 0 LOB: 0 BB: 0 P: 3	R: 0 E: 0 K: 1 S: 5	H: 0 LOB: 1 BB: 1 P: 9	R: 0 E: 0 K: 1 S: 6	H: 2 LOB: 1 BB: 0 P: 6	R: 1 E: 0 K: 0 S: 5	H: 2 LOB: 1 BB: 0 P: 5	R: 0 E: 0 K: 2 S: 7	H: 0 LOB: 1 BB: 0 P: 7	R: 0 E: 0 K: 0 S: 3	H: 0 LOB: 0 BB: 0 P: 3	R: 0 E: 0 K: 0 S: 3	H: 0 LOB: 0 BB: 0 P: 3	1B: 6 2B: 0 3B: 0 HR: 1	SF: 0 SAC: 1 DP: 2 HBP: 0	WP: 0 PB: 0 SB: 0 CS: 0	PA: 35
<b>PITCHER</b> <b>Larry Jaster, L</b> ERA: 3.36 (1, 1)	IP: 9.0 WLS: W BF: 35 H: 7 R: 2 ER: 2 SO: 5 BB: 3 IBB: 0 HBP: 0 BLK: 0 WP: 0 HR: 1 S: 42 P: 54 ERA: 2.00 WHIP: 1.111															<b>PITCHER</b>	IP: WLS: BF: H: R: ER: SO: BB: IBB: HBP: BLK: WP: HR: S: P: ERA: WHIP:					

AB	31
R	2
H	7
RBI	2
BB	3
SO	5
LOB	14



Batter	1	2	3	4	5	6	7	8	9	AB	R	H	RBI	BB	SO	LOB	BOTTOM					
<b>Lou Brock, L</b> OBP: 0.331, SLG: 0.447 (1, 7)										5	1	1	1	0	2	2	<b>San Francisco Giants @ St. Louis Cardinals</b> <b>Busch Stadium, St. Louis, MO</b> Sat Sep 03 1966, 3:33 AM CDT Att: 20,574 - Unknown					
<b>Jerry Buchek, R</b> OBP: 0.310, SLG: 0.377 (1, 4)										3	1	1	0	1	2	2						
<b>Julian Javier, R</b> OBP: 0.270, SLG: 0.328 (7, FR)										0	0	0	0	0	0	0						
<b>Curt Flood, R</b> OBP: 0.298, SLG: 0.360 (1, 8)										3	0	1	0	0	1	1						
<b>Orlando Cepeda, R</b> OBP: 0.362, SLG: 0.486 (1, 3)										2	0	2	1	1	0	0						
<b>Mike Shannon, R</b> OBP: 0.343, SLG: 0.466 (1, 9)										4	0	0	0	0	2	6						
<b>Tim McCarver, L</b> OBP: 0.327, SLG: 0.430 (1, 2)										2	1	1	0	2	0	2						
<b>Charley Smith, R</b> OBP: 0.304, SLG: 0.402 (1, 5)										4	0	0	0	0	0	8						
<b>Dal Maxvill, R</b> OBP: 0.336, SLG: 0.327 (1, 6)										4	0	1	0	0	1	0						
<b>Larry Jaster, L</b> OBP: 0.243, SLG: 0.206 (1, 1)										3	0	0	1	0	0	0						
<b>Inning Stats</b>	R: 1 E: 0 K: 1 S: 6	H: 1 LOB: 1 BB: 1 P: 10	R: 1 E: 1 K: 2 S: 10	H: 2 LOB: 2 BB: 0 P: 10	R: 0 E: 0 K: 1 S: 6	H: 1 LOB: 2 BB: 0 P: 7	R: 1 E: 0 K: 1 S: 6	H: 1 LOB: 0 BB: 0 P: 6	R: 0 E: 0 K: 1 S: 6	H: 1 LOB: 2 BB: 1 P: 10	R: 0 E: 0 K: 0 S: 3	H: 0 LOB: 0 BB: 0 P: 3	R: 0 E: 0 K: 0 S: 4	H: 1 LOB: 3 BB: 2 P: 12	R: 0 E: 0 K: 2 S: 7	H: 0 LOB: 0 BB: 0 P: 7	R: 0 E: 0 K: 2 S: 7	H: 0 LOB: 0 BB: 0 P: 7	1B: 5 2B: 1 3B: 0 HR: 1	SF: 1 SAC: 1 DP: 0 HBP: 1	WP: 0 PB: 0 SB: 2 CS: 0	PA: 37
<b>PITCHER</b> <b>Bobby Bolin, R</b> ERA: 3.25 (1, 1)	IP: 6.0 WLS: L BF: 28 H: 6 R: 3 ER: 3 SO: 6 BB: 1 IBB: 3 HBP: 1 BLK: 0 WP: 0 HR: 1 S: 37 P: 46 ERA: 4.50 WHIP: 1.167															<b>PITCHER</b>	IP: WLS: BF: H: R: ER: SO: BB: IBB: HBP: BLK: WP: HR: S: P: ERA: WHIP:					
<b>Lindy McDaniel, R</b> ERA: 2.82 (7, 1)	IP: 2.0 WLS: L BF: 9 H: 1 R: 0 ER: 0 SO: 2 BB: 0 IBB: 2 HBP: 0 BLK: 0 WP: 0 HR: 0 S: 11 P: 19 ERA: 0.00 WHIP: 0.500															<b>PITCHER</b>	IP: WLS: BF: H: R: ER: SO: BB: IBB: HBP: BLK: WP: HR: S: P: ERA: WHIP:					









Batter	1	2	3	4	5	6	7	8	9	AB	R	H	RBI	BB	SO	LOB	TOP											
<b>Tito Fuentes, S</b> (1, 6) OBP: 0.277, SLG: 0.346										4	0	0	0	0	3	1	<b>San Francisco Giants @ Los Angeles Dodgers</b> <b>Dodger Stadium, Los Angeles, CA</b> Mon Sep 05 1966, 3:33 AM PDT Att: 54,769 - Unknown											
<b>Tom Haller, L</b> (1, 2) OBP: 0.313, SLG: 0.456										3	0	2	0	1	0	0												
<b>Willie Mays, R</b> (1, 8) OBP: 0.369, SLG: 0.571										3	0	0	0	1	0	3												
<b>Len Gabrielson, L</b> (8, 9) OBP: 0.270, SLG: 0.293										0	0	0	0	0	0	0												
<b>Willie McCovey, L</b> (1, 3) OBP: 0.388, SLG: 0.567										4	0	1	0	0	3	3												
<b>Jim Ray Hart, R</b> (1, 5) OBP: 0.329, SLG: 0.491										4	0	0	0	0	1	3												
<b>Jesus Alou, R</b> (1, 7) OBP: 0.276, SLG: 0.321										4	0	1	0	0	0	0												
<b>Ollie Brown, R</b> (1, 9) OBP: 0.292, SLG: 0.306										4	0	0	0	0	2	2												
<b>Hal Lanier, R</b> (1, 4) OBP: 0.265, SLG: 0.303										3	1	3	1	0	0	0												
<b>Gaylord Perry, R</b> (1, 1) OBP: 0.216, SLG: 0.219										1	0	0	0	0	1	0												
<b>Bob Burda, L</b> (7, PH) OBP: 0.222, SLG: 0.294										1	0	0	0	0	0	1												
<b>Frank Linzy, R</b> (7, 1) OBP: 0.156, SLG: 0.263										0	0	0	0	0	0	0												
<b>Billy Hoelt, L</b> (7, 1) OBP: 0.250, SLG: 0.250										0	0	0	0	0	0	0												
<b>Lindy McDaniel, R</b> (7, 1) OBP: 0.059, SLG: 0.059										0	0	0	0	0	0	0												
<b>Inning Stats</b>	R: 0 E: 0 K: 3 S: 9	H: 0 LOB: 2 BB: 2 P: 17	R: 1 E: 0 K: 2 S: 8	H: 1 LOB: 0 BB: 0 P: 8	R: 0 E: 0 K: 0 S: 3	H: 0 LOB: 0 BB: 0 P: 3	R: 0 E: 1 K: 2 S: 8	H: 0 LOB: 1 BB: 0 P: 8	R: 0 E: 0 K: 1 S: 7	H: 2 LOB: 2 BB: 0 P: 7	R: 0 E: 0 K: 0 S: 3	H: 1 LOB: 0 BB: 0 P: 3	R: 0 E: 0 K: 0 S: 3	H: 1 LOB: 1 BB: 0 P: 3	R: 0 E: 0 K: 2 S: 8	H: 1 LOB: 0 BB: 0 P: 8	R: 0 E: 0 K: 0 S: 3	H: 1 LOB: 0 BB: 0 P: 3	R: 0 E: 0 K: 0 S: 3	H: 1 LOB: 1 BB: 0 P: 8	1B: 6 2B: 0 3B: 0 HR: 1	SF: 0 SAC: 1 DP: 3 HBP: 0	WP: 0 PB: 0 SB: 1 CS: 0	PA: 34				
<b>PITCHER</b>	IP	WLS	BF	H	R	ER	SO	BB	IBB	HBP	BLK	WP	HR	S	P	ERA	WHIP											
<b>Don Sutton, R</b> (1, 1) ERA: 3.07	2.1		10	1	1	1	5	2	0	0	0	0	0	1	18	26	3.86	1.286										
<b>Joe Moeller, R</b> (3, 1) ERA: 2.54	3.2	W	14	3	0	0	3	0	0	0	0	0	0	0	20	20	0.00	0.818										
<b>Bob Miller, R</b> (7, 1) ERA: 3.34	1.0	S	7	1	0	0	0	0	0	0	0	0	0	3	3	0.00	1.000											
<b>Phil Regan, R</b> (8, 1) ERA: 1.73	2.0		7	2	0	0	2	0	0	0	0	0	0	11	11	0.00	1.000											

Batter	1	2	3	4	5	6	7	8	9	AB	R	H	RBI	BB	SO	LOB	BOTTOM											
<b>Maury Wills, S</b> (1, 6) OBP: 0.312, SLG: 0.310										4	0	0	0	1	2	4	<b>San Francisco Giants @ Los Angeles Dodgers</b> <b>Dodger Stadium, Los Angeles, CA</b> Mon Sep 05 1966, 3:33 AM PDT Att: 54,769 - Unknown											
<b>Jim Gilliam, S</b> (1, 5) OBP: 0.319, SLG: 0.284										4	1	1	0	1	0	1												
<b>John Kennedy, R</b> (9, 5) OBP: 0.242, SLG: 0.283										0	0	0	0	0	0	0												
<b>Willie Davis, L</b> (1, 8) OBP: 0.313, SLG: 0.419										5	2	3	2	0	0	3												
<b>Ron Fairly, L</b> (1, 9) OBP: 0.356, SLG: 0.415										3	0	2	0	0	1	2												
<b>Tommy Davis, R</b> (7, PH) OBP: 0.333, SLG: 0.387										1	0	1	1	1	0	0												
<b>Jim Lefebvre, S</b> (1, 4) OBP: 0.342, SLG: 0.484										4	0	0	0	1	1	6												
<b>John Roseboro, L</b> (1, 2) OBP: 0.355, SLG: 0.427										4	0	1	0	0	0	3												
<b>Wes Parker, S</b> (1, 3) OBP: 0.346, SLG: 0.398										2	0	0	1	2	0	2												
<b>Lou Johnson, R</b> (1, 7) OBP: 0.311, SLG: 0.385										4	0	2	0	0	0	4												
<b>Don Sutton, R</b> (1, 1) OBP: 0.210, SLG: 0.215										1	0	0	0	0	0	1												
<b>Joe Moeller, R</b> (3, 1) OBP: 0.333, SLG: 0.200										1	0	1	0	0	0	0												
<b>Jim Barbieri, L</b> (6, PH) OBP: 0.356, SLG: 0.346										1	0	0	0	0	0	1												
<b>Bob Miller, R</b> (7, 1) OBP: 0.356, SLG: 0.346										0	0	0	0	0	0	0												
<b>Phil Regan, R</b> (8, 1) OBP: 0.261, SLG: 0.150										0	1	0	0	1	0	0												
<b>Inning Stats</b>	R: 0 E: 0 K: 2 S: 8	H: 1 LOB: 2 BB: 1 P: 12	R: 0 E: 0 K: 0 S: 3	H: 0 LOB: 1 BB: 1 P: 7	R: 0 E: 0 K: 0 S: 5	H: 2 LOB: 2 BB: 0 P: 5	R: 0 E: 0 K: 1 S: 7	H: 2 LOB: 2 BB: 0 P: 7	R: 1 E: 0 K: 0 S: 6	H: 3 LOB: 2 BB: 0 P: 6	R: 0 E: 0 K: 1 S: 5	H: 1 LOB: 1 BB: 0 P: 5	R: 1 E: 1 K: 0 S: 3	H: 0 LOB: 3 BB: 4 P: 19	R: 2 E: 0 K: 0 S: 5	H: 2 LOB: 1 BB: 1 P: 9	1B: 9 2B: 2 3B: 0 HR: 1	SF: 0 SAC: 0 DP: 1 HBP: 0	WP: 0 PB: 0 SB: 1 CS: 1	PA: 41								
<b>PITCHER</b>	IP	WLS	BF	H	R	ER	SO	BB	IBB	HBP	BLK	WP	HR	S	P	ERA	WHIP											
<b>Gaylord Perry, R</b> (1, 1) ERA: 2.86	6.0		28	9	1	1	4	2	0	0	0	0	0	1	34	42	1.50	1.833										
<b>Frank Linzy, R</b> (7, 1) ERA: 2.77	0.1	L	2	0	1	1	0	1	0	0	0	0	0	1	5	27.00	3.000											
<b>Billy Hoelt, L</b> (7, 1) ERA: 4.57	0.1		4	0	0	0	0	2	1	0	0	0	0	1	13	0.00	6.000											
<b>Lindy McDaniel, R</b> (7, 1) ERA: 2.96	1.1		7	2	2	2	0	1	0	0	0	0	0	6	10	13.50	2.250											



Batter	1	2	3	4	5	6	7	8	9	AB	R	H	RBI	BB	SO	LOB	TOP										
<b>Tito Fuentes, S</b> OBP: 0.278, SLG: 0.351 (1, 6)	6-3	1-H 2-H 3-H 2B		F8		4-3			SH4-3 2B	5	1	2	3	0	0	3											
<b>Tom Haller, L</b> OBP: 0.313, SLG: 0.454 (1, 2)	6-3	F7			F7		HR		SH4-3	4	1	1	0	0	0	1											
<b>Willie Mays, R</b> OBP: 0.369, SLG: 0.575 (1, 9)			F7		F5		HR		F4	5	1	2	2	0	0	1											
<b>Willie McCovey, L</b> OBP: 0.388, SLG: 0.567 (1, 3)	F2		K		1B		F5			5	0	2	1	0	1	1											
<b>Jim Ray Hart, R</b> OBP: 0.332, SLG: 0.492 (1, 5)																											
<b>Jim Davenport, R</b> OBP: 0.301, SLG: 0.378 (7, 5)			K																								
<b>Jesus Alou, R</b> OBP: 0.277, SLG: 0.320 (1, 7)																											
<b>Ollie Brown, R</b> OBP: 0.292, SLG: 0.305 (1, 8)																											
<b>Hal Lanier, R</b> OBP: 0.267, SLG: 0.306 (1, 4)																											
<b>Ray Sadecki, L</b> OBP: 0.342, SLG: 0.649 (1, 1)																											
<b>Inning Stats</b>	R: 0 E: 0 K: 0 S: 4	H: 1 LOB: 1 BB: 0 P: 4	R: 3 E: 0 K: 0 S: 7	H: 4 LOB: 1 BB: 0 P: 7	R: 0 E: 0 K: 2 S: 7	H: 0 LOB: 0 BB: 0 P: 7	R: 0 E: 0 K: 0 S: 5	H: 3 LOB: 3 BB: 0 P: 5	R: 0 E: 0 K: 0 S: 4	H: 1 LOB: 1 BB: 0 P: 4	R: 2 E: 0 K: 0 S: 4	H: 2 LOB: 0 BB: 1 P: 8	R: 0 E: 0 K: 0 S: 3	H: 0 LOB: 0 BB: 0 P: 3	R: 1 E: 0 K: 0 S: 5	H: 2 LOB: 1 BB: 0 P: 5	1B: 11 2B: 3 3B: 0 HR: 1	SF: 0 SAC: 2 DP: 1 HBP: 0	WP: 0 PB: 0 SB: 0 CS: 1	PA: 42							
<b>PITCHER</b>	IP	WLS	BF	H	R	ER	SO	BB	IBB	HBP	BLK	WP	HR	S	P	ERA	WHIP										
<b>Don Drysdale, R</b> ERA: 3.87 (1, 1)	5.1	L	26	11	3	3	2	0	0	0	0	0	0	30	30	5.06	2.062										
<b>Ron Perranoski, L</b> ERA: 2.92 (6, 1)	3.0		12	3	3	3	0	1	0	0	0	0	1	11	15	9.00	1.333										
<b>Bill Singer, R</b> ERA: (9, 1)	0.2		3	1	0	0	0	0	0	0	0	0	0	3	3	0.00	1.500										

San Francisco Giants @ Los Angeles Dodgers  
 Dodger Stadium, Los Angeles, CA  
 Tue Sep 06 1966, 7:05 PM PDT  
 Att: 52,360 - Unknown

AB	38
R	6
H	15
RBI	6
BB	1
SO	2
LOB	14



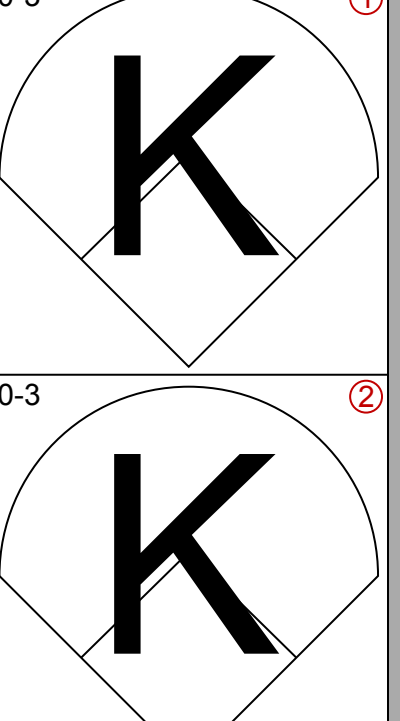
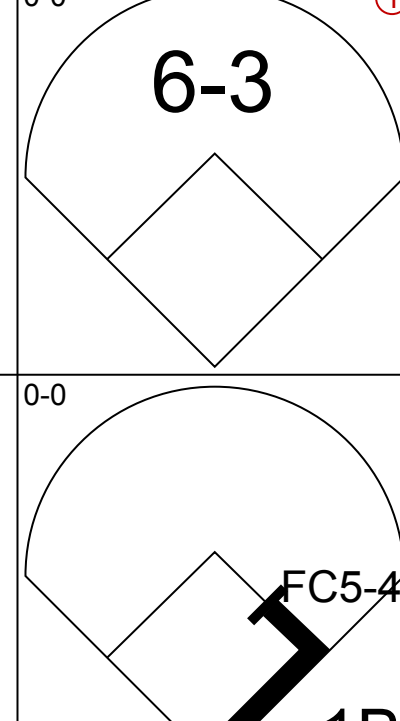
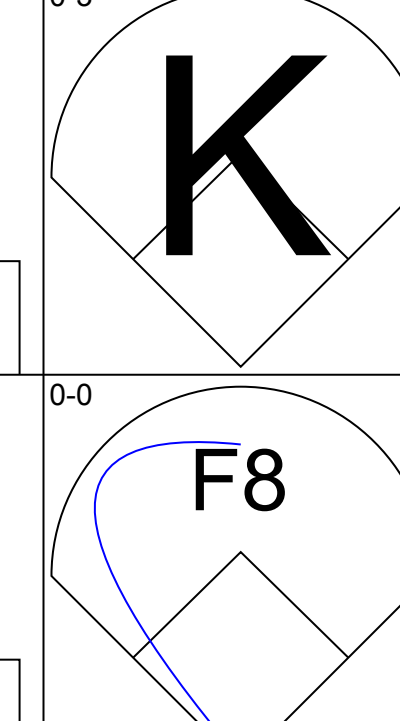

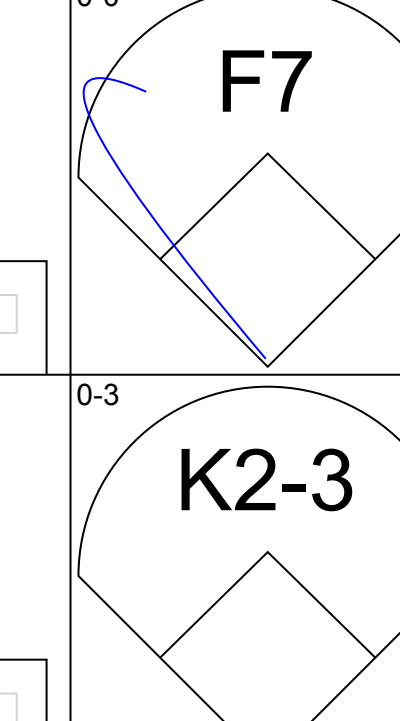
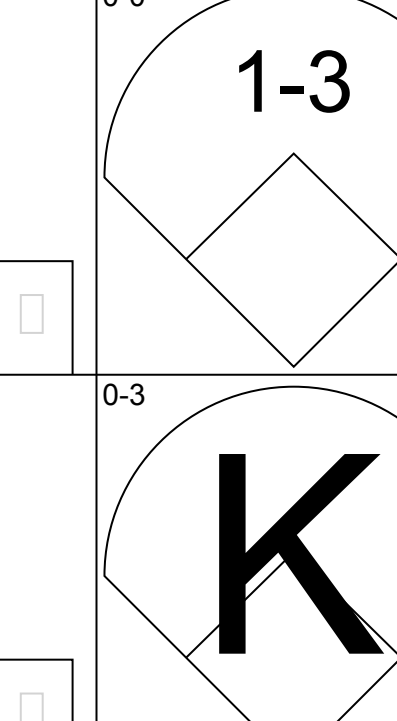
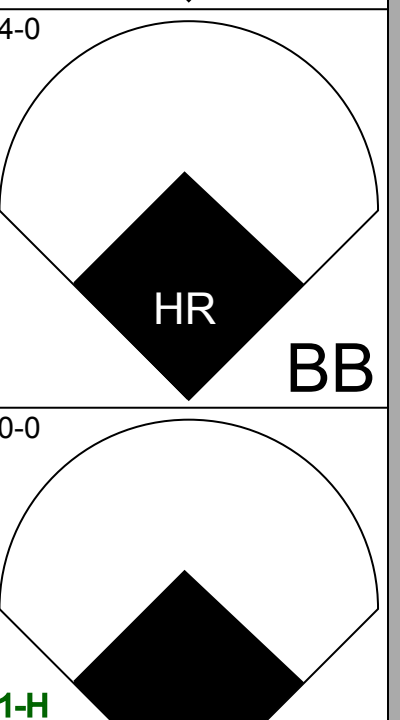
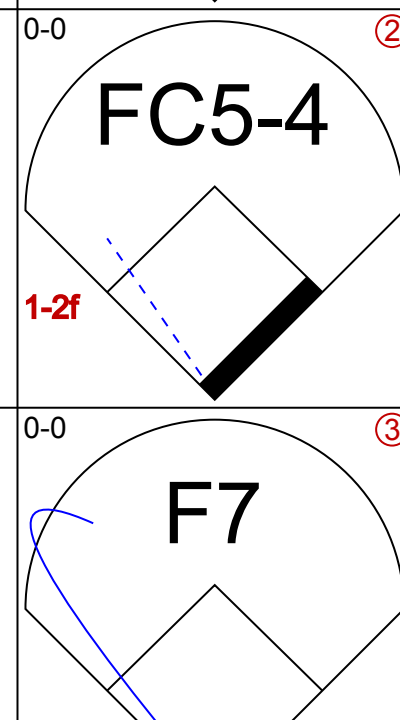

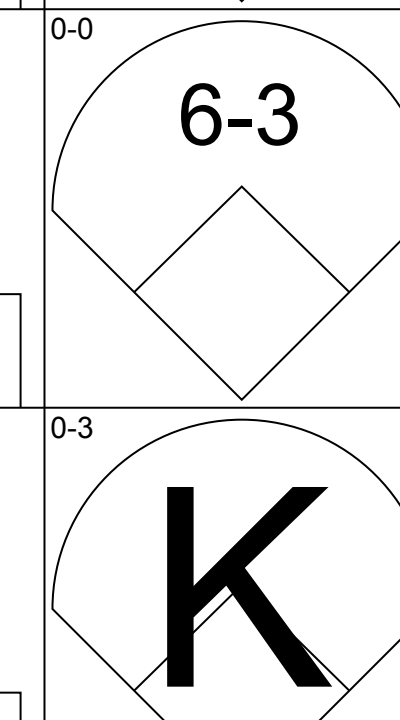
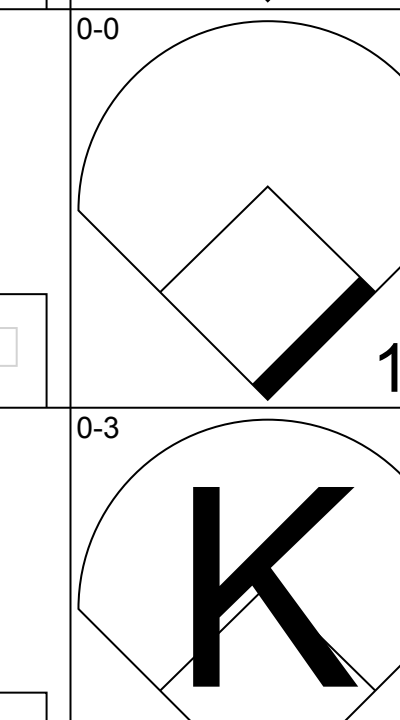
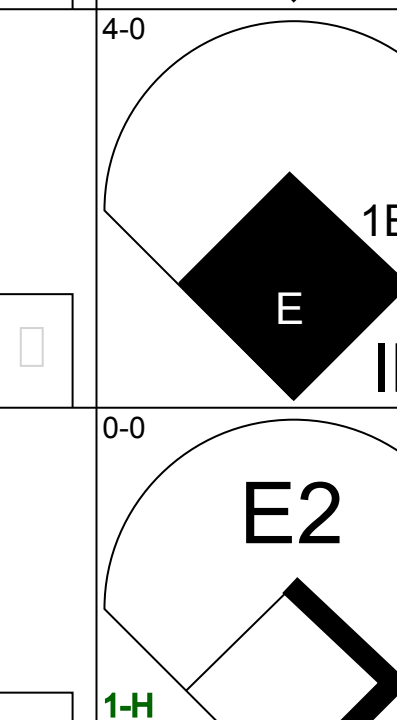
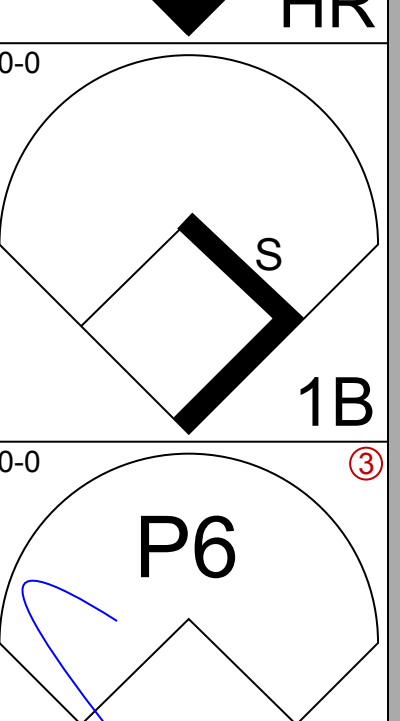

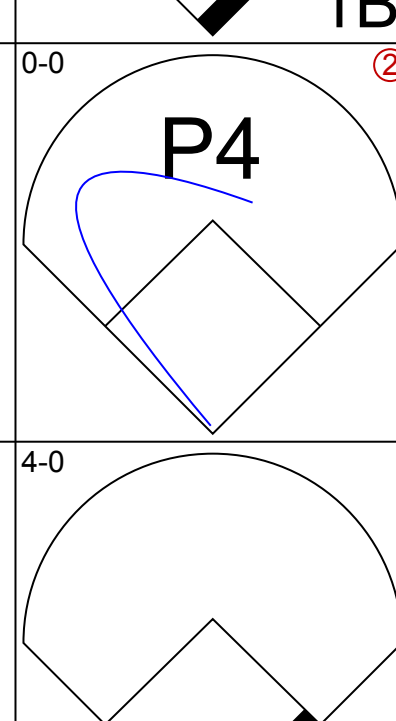


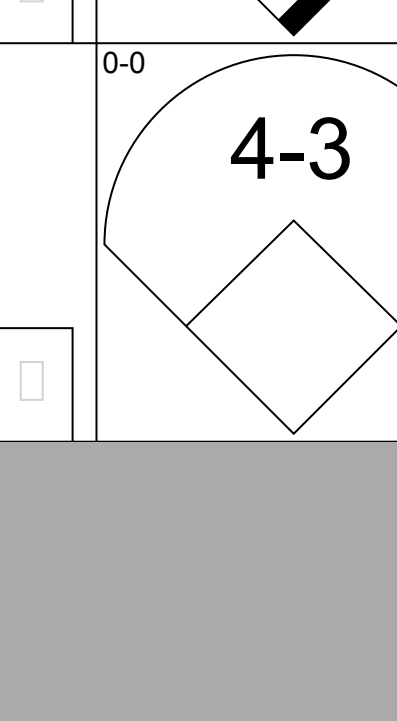


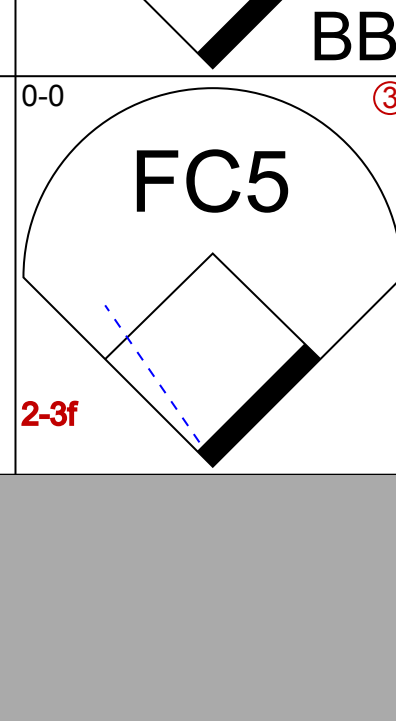






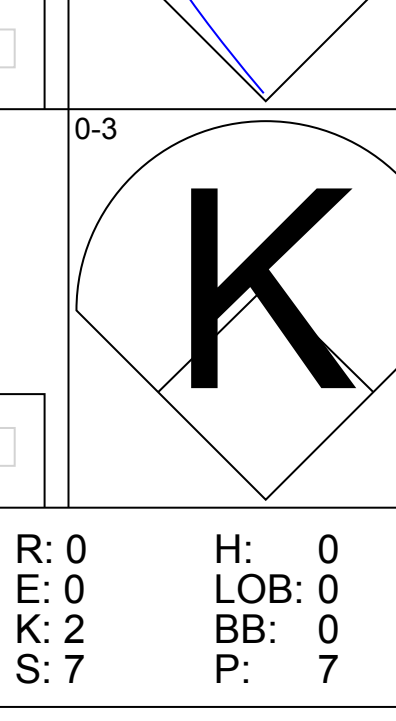
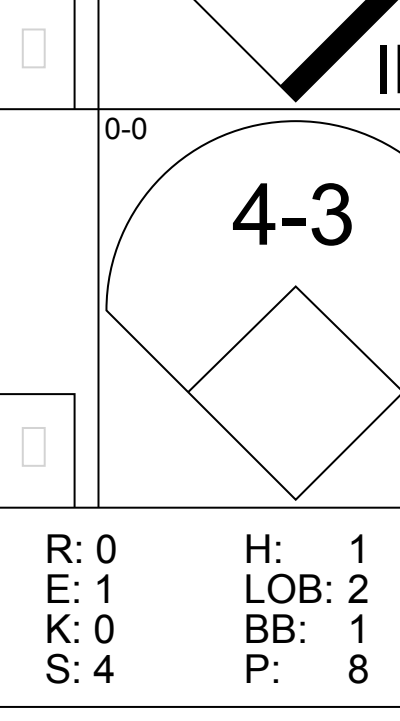
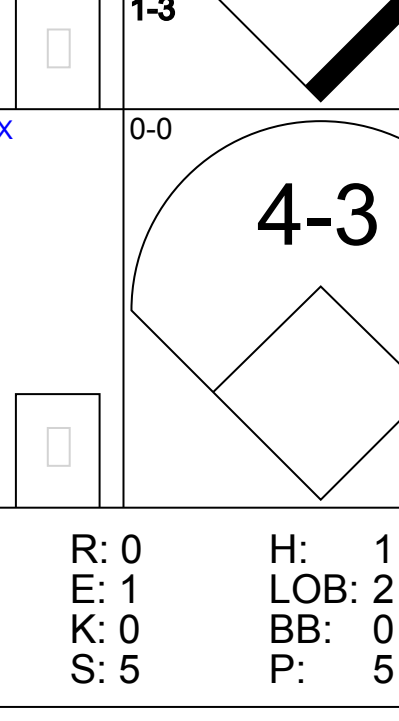
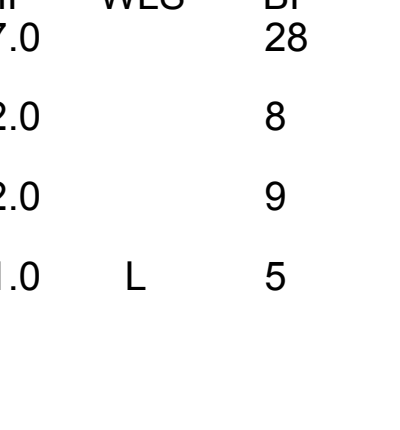
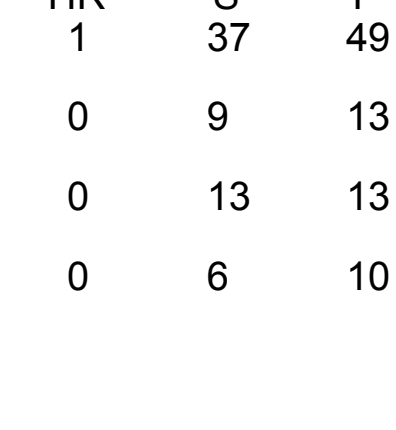




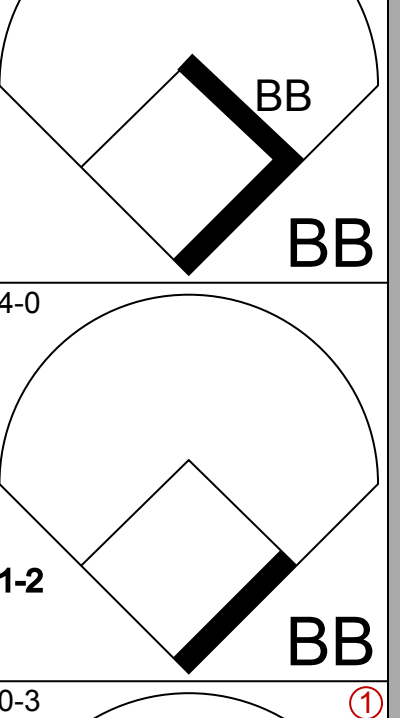


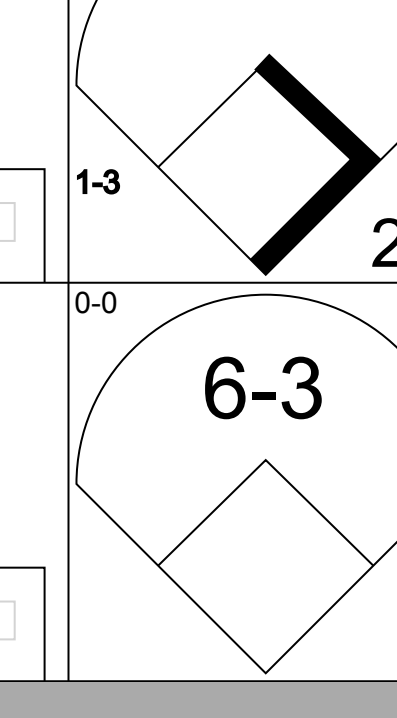






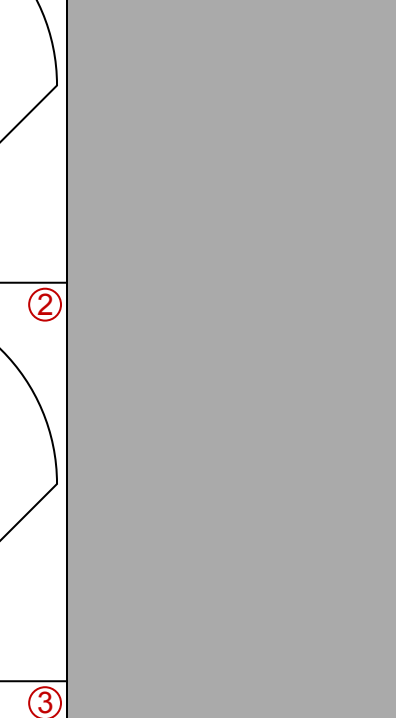

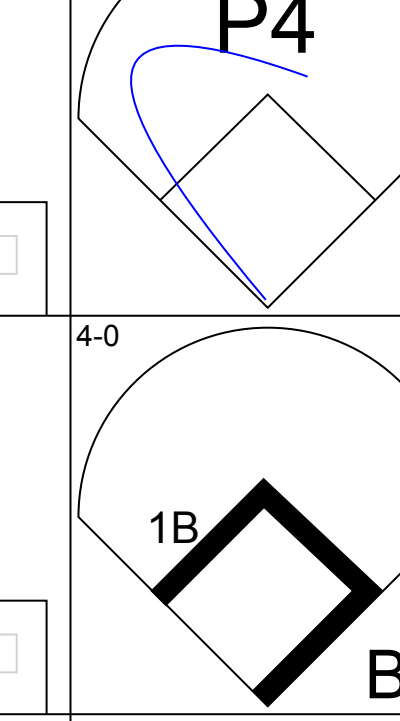


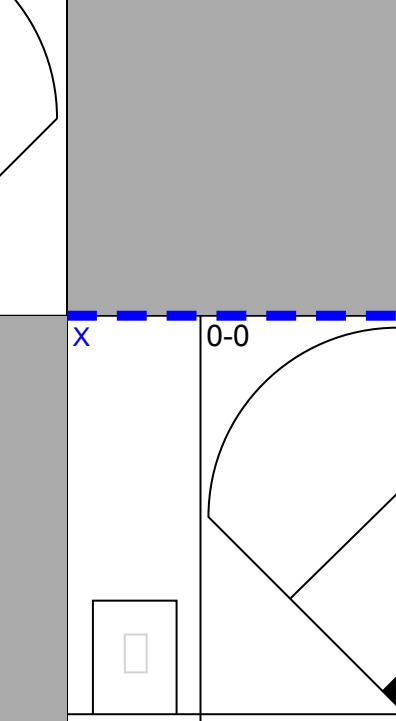
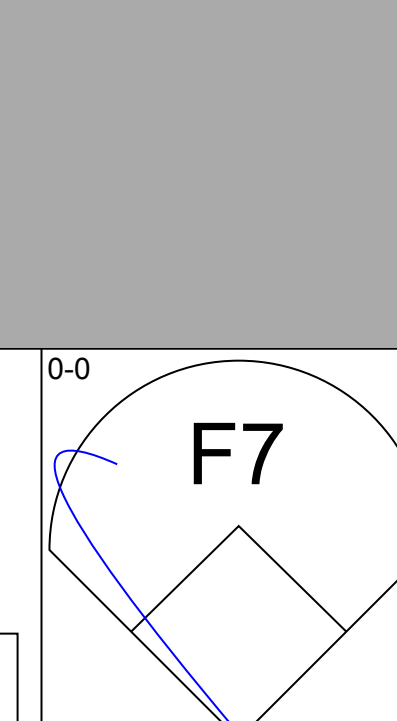



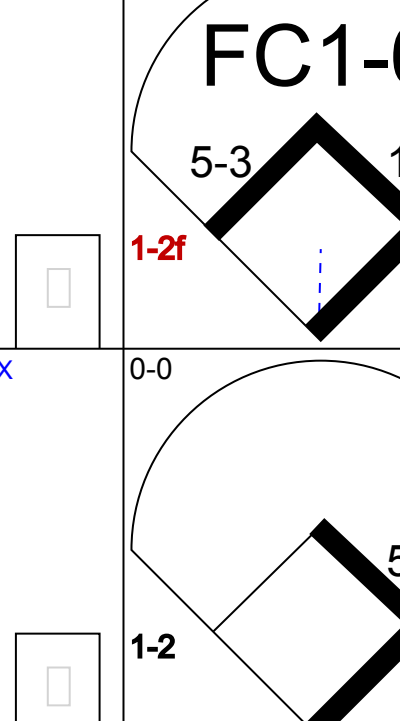
Batter	1	2	3	4	5	6	7	8	9	AB	R	H	RBI	BB	SO	LOB	BOTTOM										
<b>Wes Parker, S</b> OBP: 0.345, SLG: 0.397 (1, 3)	F7			F3					F2	4	0	1	0	0	0	0											
<b>Jim Gilliam, S</b> OBP: 0.315, SLG: 0.281 (1, 5)	5-3			4-3						3	0	0	0	0	0	1											
<b>Willie Davis, L</b> OBP: 0.311, SLG: 0.416 (1, 8)	G3			G3						3	0	0	0	0	0	1											
<b>Jim Lefebvre, S</b> OBP: 0.342, SLG: 0.483 (1, 4)										3	0	1	0	0	0	1											
<b>Tommy Davis, R</b> OBP: 0.338, SLG: 0.386 (1, 7)										3	0	1	0	0	1	1											
<b>Lou Johnson, R</b> OBP: 0.309, SLG: 0.383 (1, 9)										3	0	0	0	0	0	2											
<b>John Roseboro, L</b> OBP: 0.353, SLG: 0.423 (1, 2)										3	0	0	0	0	1	0											
<b>John Kennedy, R</b> OBP: 0.240, SLG: 0.281 (1, 6)										2	0	0	0	0	0	0											
<b>Dick Stuart, R</b> OBP: 0.311, SLG: 0.366 (9, PH)										1	0	0	0	0	0	0											
<b>Don Drysdale, R</b> OBP: 0.242, SLG: 0.307 (1, 1)										1	0	0	0	0	0	0											
<b>Ron Perranoski, L</b> OBP: 0.286, SLG: 0.714 (6, 1)										1	0	0	0	0	1	0											
<b>Bill Singer, R</b> OBP: 0.328, SLG: 0.445 (9, PH)										0	0	0	0	0	0	0											
<b>Inning Stats</b>	R: 0 E: 0 K: 0 S: 3	H: 0 LOB: 0 BB: 0 P: 3	R: 0 E: 0 K: 1 S: 5	H: 0 LOB: 0 BB: 0 P: 5	R: 0 E: 0 K: 1 S: 3	H: 0 LOB: 0 BB: 0 P: 3	R: 0 E: 0 K: 0 S: 3	H: 0 LOB: 0 BB: 0 P: 3	R: 0 E: 0 K: 1 S: 5	H: 0 LOB: 0 BB: 0 P: 5	R: 0 E: 0 K: 0 S: 4	H: 1 LOB: 1 BB: 0 P: 4	R: 0 E: 0 K: 0 S: 3	H: 1 LOB: 0 BB: 0 P: 3	R: 0 E: 0 K: 0 S: 3	H: 0 LOB: 0 BB: 0 P: 3	1B: 3 2B: 0 3B: 0 HR: 0	SF: 0 SAC: 0 DP: 2 HBP: 0	WP: 0 PB: 0 SB: 0 CS: 0	PA: 28							
<b>PITCHER</b>	IP	WLS	BF	H	R	ER	SO	BB	IBB	HBP	BLK	WP	HR	S	P	ERA	WHIP										
<b>Ray Sadecki, L</b> ERA: 4.62 (1, 1)	9.0	W	28	3	0	0	3	0	0	0	0	0	0	34	34	0.00	0.333										

San Francisco Giants @ Los Angeles Dodgers  
 Dodger Stadium, Los Angeles, CA  
 Tue Sep 06 1966, 7:05 PM PDT  
 Att: 52,360 - Unknown

AB	28
R	0
H	3
RBI	0
BB	0
SO	3
LOB	6




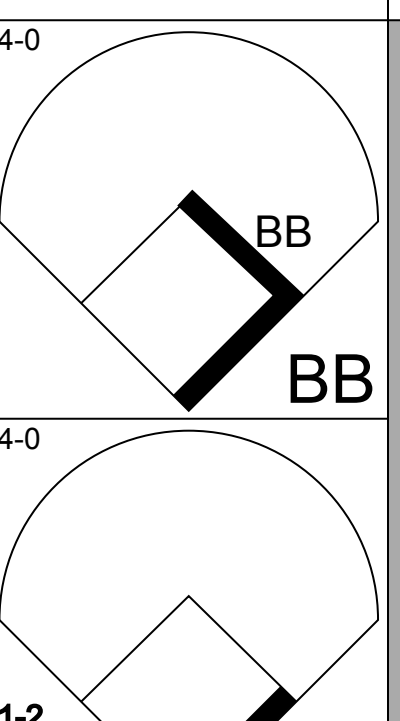
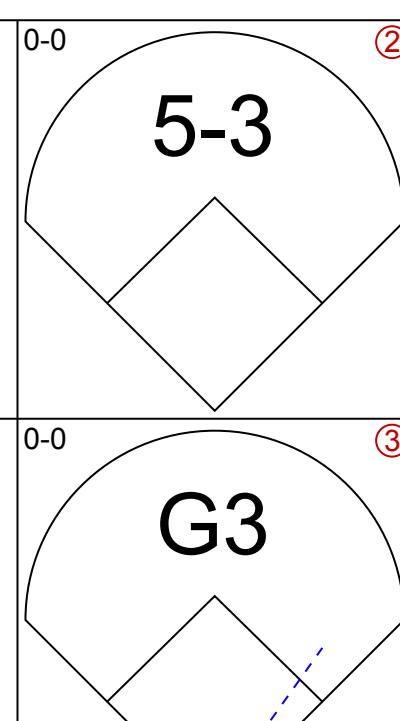
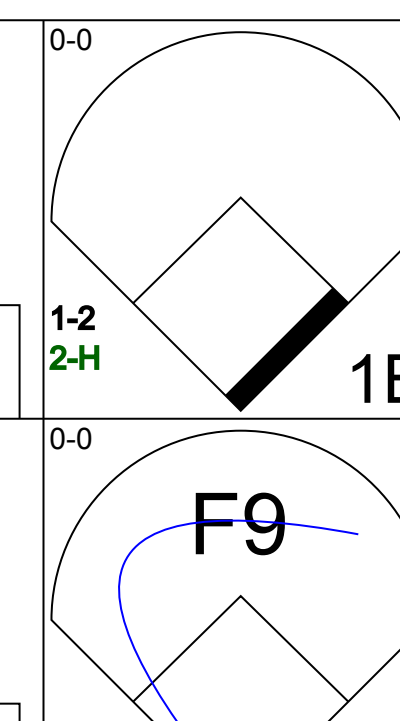
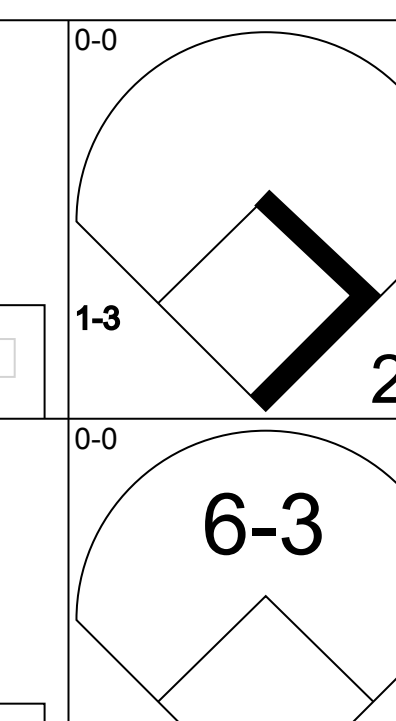
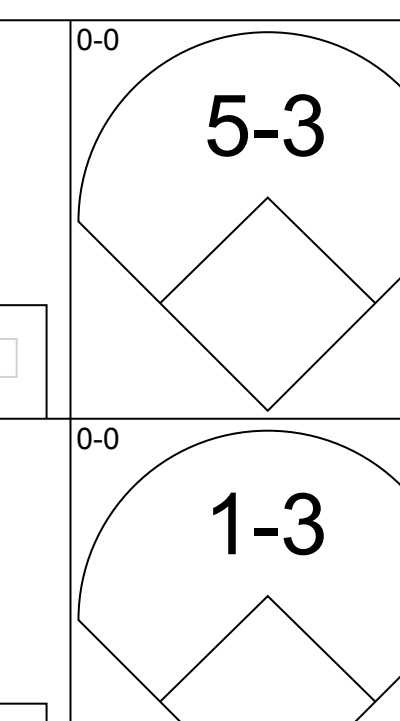
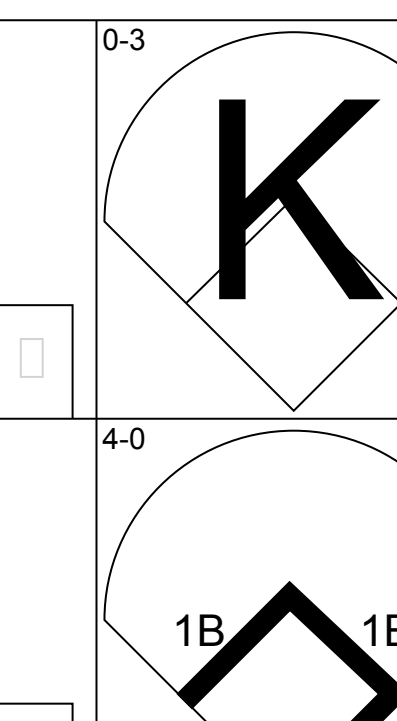
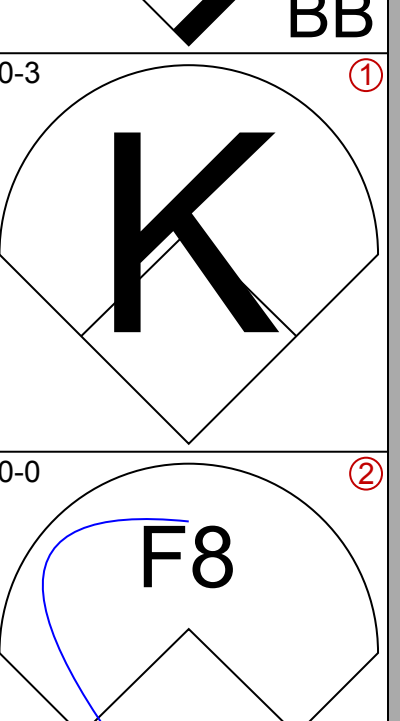

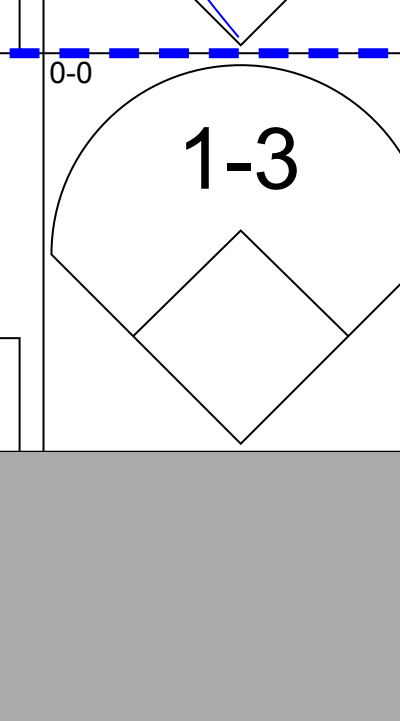

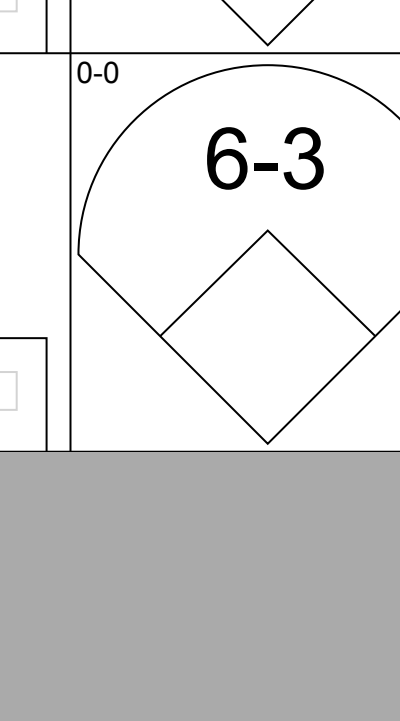
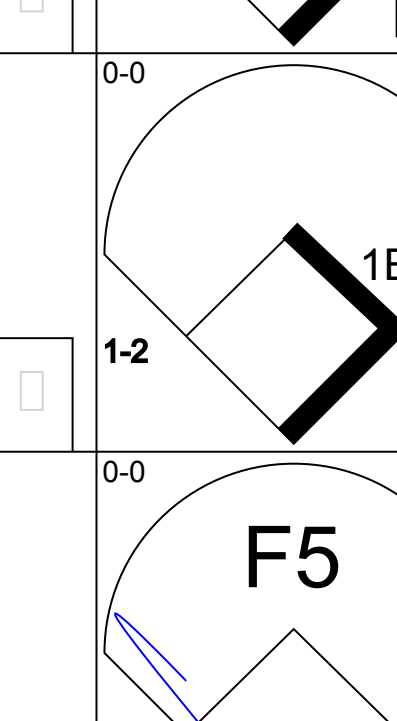
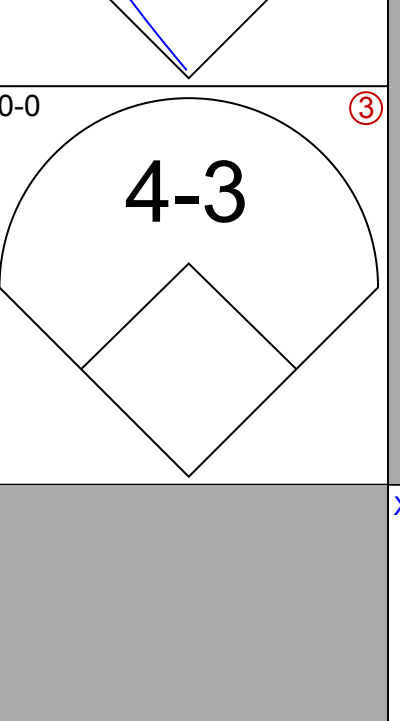


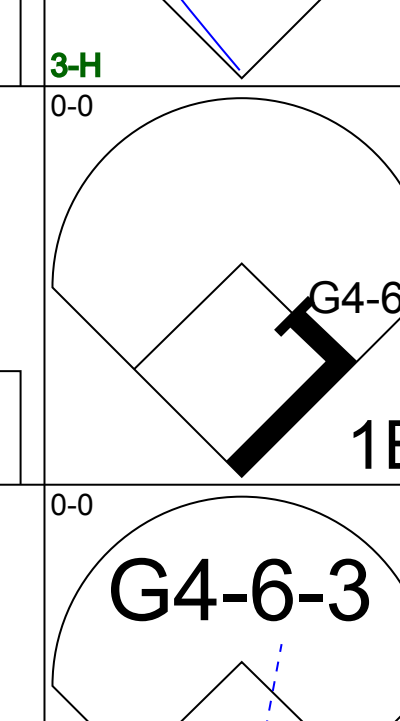

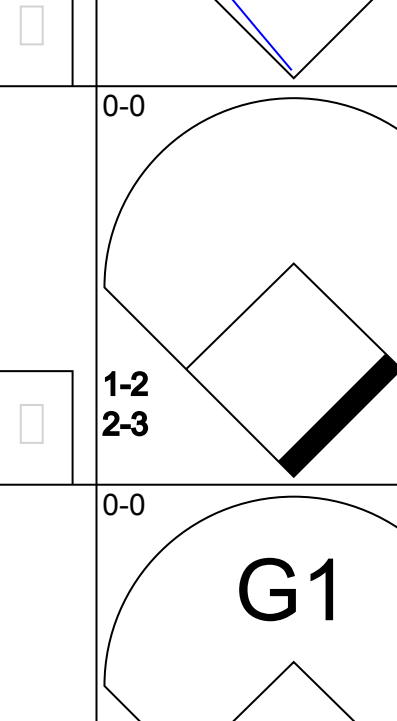







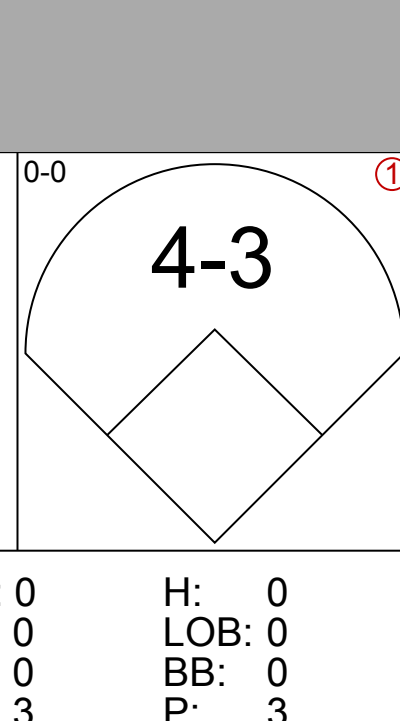









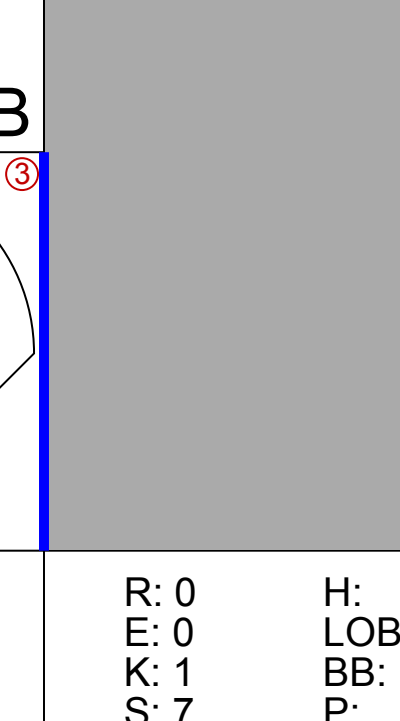
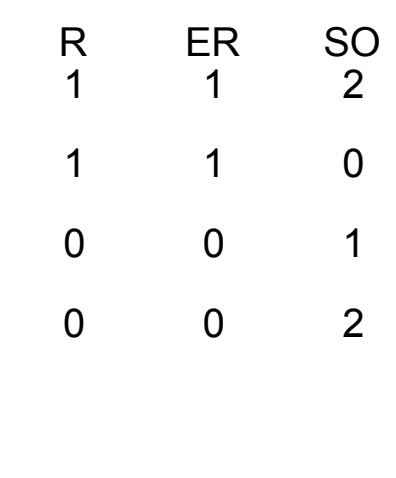
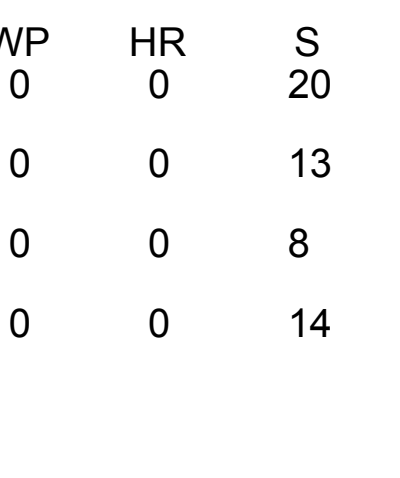





Batter	1	2	3	4	5	6	7	8	9	10	11	12	AB	R	H	RBI	BB	SO	LOB	TOP
<b>Tito Fuentes, S</b> OBP: 0.275, SLG: 0.347 (1.6)													6	0	0	0	0	3	0	
<b>Willie McCovey, L</b> OBP: 0.386, SLG: 0.562 (1.3)													6	0	1	0	0	3	0	
<b>Willie Mays, R</b> OBP: 0.370, SLG: 0.573 (8.7)													4	2	1	0	2	0	1	
<b>Jim Ray Hart, R</b> OBP: 0.333, SLG: 0.488 <b>Frank Johnson, R</b> OBP: 0.500, SLG: 0.500 (9.7)													4	1	2	2	0	1	1	
<b>Jesus Alou, R</b> OBP: 0.278, SLG: 0.320 <b>Ken Henderson, S</b> OBP: 0.333, SLG: 0.333 (8.8)													3	0	1	0	0	0	1	
<b>Ollie Brown, R</b> OBP: 0.265, SLG: 0.304 (8.9)													1	0	0	0	2	0	1	
<b>Jim Davenport, R</b> OBP: 0.300, SLG: 0.377 (9.5)													5	0	1	0	0	0	4	
<b>Hal Lanier, R</b> OBP: 0.267, SLG: 0.304 (1.4)													3	0	0	0	0	0	2	
<b>Bob Barton, R</b> OBP: 0.233, SLG: 0.221 <b>Tom Haller, L</b> OBP: 0.316, SLG: 0.455 (8.2)													3	0	0	0	0	0	2	
<b>Bobby Bolt, R</b> OBP: 0.230, SLG: 0.230 <b>Joe Gibbon, L</b> OBP: 0.370, SLG: 0.370 <b>Wes Parker, S</b> OBP: 0.344, SLG: 0.394 <b>Bob Miller, R</b> OBP: 0.278, SLG: 0.278 <b>Lindy McDaniel, R</b> OBP: 0.338, SLG: 0.338 <b>Phil Regan, R</b> OBP: 0.299, SLG: 0.299 <b>Frank Linzy, R</b> OBP: 0.342, SLG: 0.342 (11.1)													2	0	0	0	0	0	1	
<b>Inning Stats</b>	R: 2 E: 0 K: 2 S: 9	H: 2 LOB: 1 BB: 1 P: 13	R: 0 E: 0 K: 0 S: 3	H: 0 LOB: 0 BB: 0 P: 3	R: 0 E: 0 K: 0 S: 4	H: 1 LOB: 1 BB: 0 P: 4	R: 0 E: 0 K: 0 S: 3	H: 1 LOB: 0 BB: 0 P: 7	R: 0 E: 0 K: 2 S: 7	H: 0 LOB: 0 BB: 0 P: 7	R: 0 E: 0 K: 1 S: 5	H: 0 LOB: 0 BB: 0 P: 5	R: 0 E: 0 K: 2 S: 8	H: 1 LOB: 1 BB: 0 P: 8	R: 0 E: 1 K: 0 S: 5	H: 1 LOB: 2 BB: 1 P: 10	1B: 8 2B: 0 3B: 0 HR: 1	SF: 0 SAC: 1 DP: 1 HBP: 0	WP: 0 PB: 0 SB: 1 CS: 0	PA: 50
<b>PITCHER</b>	IP WLS BF H R ER SO BB IBB HBP BLK WP HR S P ERA WHIP	7.0 2.0 2.0 1.0	28 8 9 5	5 1 0 1	2 0 0 1	6 1 0 1	37 9 13 6	49 13 13 10	2.57 0.00 0.00 0.00	1.143 0.500 1.000 1.000	<b>PITCHER</b>	IP WLS BF H R ER SO BB IBB HBP BLK WP HR S P ERA WHIP	4.0 2.0 2.0 1.0	28 8 9 5	5 1 0 1	2 0 0 1	6 1 0 1	37 9 13 10	2.57 0.00 0.00 0.00	1.143 0.500 1.000 1.000

San Francisco Giants @ Los Angeles Dodgers  
Dodger Stadium, Los Angeles, CA  
Wed Sep 07 1966, 7:05 PM PDT  
Alt. 54,993 - Unknown

AB 44  
R 3  
H 9  
RBI 2  
BB 5  
SO 10  
LOB 16



Batter	1	2	3	4	5	6	7	8	9	10	11	12	AB	R	H	RBI	BB	SO	LOB	BOTTOM		
<b>Maury Wills, S</b> OBP: 0.314, SLG: 0.313 (1.6)													5	0	2	1	1	1	0			
<b>Jim Gilliam, S</b> OBP: 0.315, SLG: 0.276 (1.5)													4	0	0	0	2	0	5			
<b>Willie Davis, L</b> OBP: 0.311, SLG: 0.419 (1.8)													6	1	2	0	0	1	4			
<b>Ron Fairly, L</b> OBP: 0.350, SLG: 0.412 <b>Tommy Davis, R</b> OBP: 0.338, SLG: 0.387 (9.7)													2	0	0	0	1	0	2			
<b>Jim Lefebvre, S</b> OBP: 0.344, SLG: 0.484 (1.4)													6	0	3	0	0	0	3			
<b>John Roseboro, L</b> OBP: 0.550, SLG: 0.419 (1.2)													6	0	1	0	0	0	6			
<b>Lou Johnson, R</b> OBP: 0.308, SLG: 0.381 (9.9)													5	1	1	0	0	0	2			
<b>Wes Parker, S</b> OBP: 0.346, SLG: 0.394 (1.3)													3	0	0	0	2	0	0			
<b>Sandy Koufax, R</b> OBP: 0.322, SLG: 0.590 <b>Joe Gibbon, L</b> OBP: 0.370, SLG: 0.370 <b>Wes Covington, L</b> OBP: 0.299, SLG: 0.299 <b>Phil Regan, R</b> OBP: 0.299, SLG: 0.299 <b>Jim Davenport, R</b> OBP: 0.300, SLG: 0.377 <b>Frank Linzy, R</b> OBP: 0.342, SLG: 0.342 (12.1)													2	0	0	0	0	1	2			
<b>Inning Stats</b>	R: 0 E: 0 K: 1 S: 5	H: 0 LOB: 2 BB: 2 P: 13	R: 0 E: 0 K: 0 S: 3	H: 0 LOB: 0 BB: 0 P: 3	R: 0 E: 0 K: 0 S: 3	H: 1 LOB: 1 BB: 1 P: 7	R: 1 E: 1 K: 1 S: 7	H: 2 LOB: 2 BB: 1 P: 11	R: 0 E: 0 K: 0 S: 3	H: 0 LOB: 0 BB: 0 P: 3	R: 0 E: 0 K: 0 S: 5	H: 2 LOB: 3 BB: 0 P: 5	R: 1 E: 0 K: 1 S: 4	H: 2 LOB: 0 BB: 0 P: 4	R: 0 E: 0 K: 1 S: 5	H: 0 LOB: 0 BB: 0 P: 3	R: 0 E: 0 K: 1 S: 7	H: 2 LOB: 3 BB: 1 P: 11	1B: 9 2B: 1 3B: 1 HR: 0	SF: 1 SAC: 0 DP: 2 HBP: 0	WP: 0 PB: 0 SB: 0 CS: 0	PA: 51
<b>PITCHER</b>	IP WLS BF H R ER SO BB IBB HBP BLK WP HR S P ERA WHIP	4.2 3.1 2.0 2.0	20 13 6 12	3 4 0 4	1 1 0 0	2 0 1 2	36 13 8 22	1.93 2.70 0.00 0.00	1.500 1.200 0.000 2.500	<b>PITCHER</b>	IP WLS BF H R ER SO BB IBB HBP BLK WP HR S P ERA WHIP	4.0 2.0 2.0 1.0	28 8 9 5	5 1 0 1	2 0 0 1	6 1 0 1	37 9 13 10	2.57 0.00 0.00 0.00	1.143 0.500 1.000 1.000			

San Francisco Giants @ Los Angeles Dodgers  
Dodger Stadium, Los Angeles, CA  
Wed Sep 07 1966, 7:05 PM PDT  
Alt. 54,993 - Unknown

AB 44  
R 2  
H 11  
RBI 2  
BB 6  
SO 5  
LOB 29









Batter	1	2	3	4	5	6	7	8	9	AB	R	H	RBI	BB	SO	LOB	TOP					
<b>Don Kessinger, S</b> OBP: 0.292, SLG: 0.293 (1,6)	5-3	WP 1B	SH5-3		6-3		K		5-3	5	1	1	1	0	1	3	<b>Chicago Cubs @ San Francisco Giants</b> Candlestick Park, San Francisco, CA Sat Sep 10 1966, 6:33 AM EDT Att: 19,436 - Unknown					
<b>Glenn Beckert, R</b> OBP: 0.327, SLG: 0.360 (1,4)	6-3	1B	1B		F2		E8 3-1 1B		E6	6	1	3	5	0	0	0						
<b>Billy Williams, L</b> OBP: 0.354, SLG: 0.486 (1,9)	3B	1B	1B			14 4-3 6-3 BB	3-1		4-3	5	1	3	2	1	0	2						
<b>Ron Santo, R</b> OBP: 0.413, SLG: 0.548 (1,5)	14 1B 3B	4-3	K		6-3				6-3	4	1	1	1	1	1	4						
<b>14 Ernie Banks, R</b> OBP: 0.315, SLG: 0.443 (1,3)	FC4-6 1B		1-3		4-3		F8			5	0	2	1	0	0	3						
<b>George Altman, L</b> OBP: 0.273, SLG: 0.354 (1,7)	FC4-6 1-2		1B		F6		F7		F9	5	1	1	0	0	0	3						
<b>Randy Hundley, R</b> OBP: 0.300, SLG: 0.430 (1,2)		5-3	1B		F9		BB 1B		F7	5	2	2	0	0	0	1						
<b>Adolfo Phillips, R</b> OBP: 0.349, SLG: 0.466 (1,8)	1B	SH1-4 1B	SH5-3 2B		FC6-4 1-2		BB 1B		K	5	3	3	0	0	1	1						
<b>Dick Ellsworth, L</b> OBP: 0.195, SLG: 0.179 (1,1)	SH1-4		SH5-3 2B		K		E 3-1 BB		F7	2	2	1	2	1	1	0						
<b>Cal Koonce, R</b> OBP: 0.200, SLG: 0.136 (8,1)										1	0	0	0	0	0	0						
<b>Inning Stats</b>	R: 2 E: 0 K: 0 S: 6	H: 3 LOB: 1 BB: 0 P: 6	R: 2 E: 0 K: 0 S: 7	H: 4 LOB: 2 BB: 0 P: 7	R: 5 E: 0 K: 1 S: 11	H: 6 LOB: 1 BB: 0 P: 11	R: 0 E: 0 K: 0 S: 4	H: 1 LOB: 1 BB: 0 P: 4	R: 0 E: 0 K: 1 S: 5	H: 0 LOB: 0 BB: 0 P: 5	R: 0 E: 0 K: 0 S: 3	H: 0 LOB: 1 BB: 1 P: 7	R: 3 E: 1 K: 1 S: 8	H: 3 LOB: 2 BB: 2 P: 16	R: 0 E: 0 K: 1 S: 5	H: 0 LOB: 0 BB: 0 P: 5	R: 0 E: 0 K: 0 S: 4	H: 0 LOB: 0 BB: 0 P: 4	1B: 15 2B: 1 3B: 1 HR: 0	SF: 0 SAC: 2 DP: 0 HBP: 0	WP: 1 PB: 0 SB: 0 CS: 0	PA: 48
<b>PITCHER</b>	IP	WLS	BF	H	R	ER	SO	BB	IBB	HBP	BLK	WP	HR	S	P	ERA	WHIP			ERA	WHIP	
<b>Gaylord Perry, R</b> ERA: 3.16 (1,1)	2.1	L	18	11	8	8	0	0	0	0	0	1	0	18	18	30.86	4.714			0.00	0.000	
<b>Bob Priddy, R</b> ERA: 4.0 (3,1)	0.2		4	2	1	1	1	0	0	0	0	0	0	6	6	13.50	3.000					
<b>Bob Garibaldi, R</b> ERA: (4,1)	1.0		4	1	0	0	0	0	0	0	0	0	0	4	4	0.00	1.000					
<b>Rich Robertson, R</b> ERA: 7.71 (5,1)	2.1		12	3	3	2	2	2	0	0	0	0	0	14	22	7.71	2.143					
<b>Bill Henry, L</b> ERA: 2.75 (7,1)	0.2		3	0	0	0	0	1	0	0	0	0	0	2	6	0.00	1.500					

AB	43
R	12
H	17
RBI	12
BB	3
SO	4
LOB	17



Batter	1	2	3	4	5	6	7	8	9	AB	R	H	RBI	BB	SO	LOB	BOTTOM				
<b>Tito Fuentes, S</b> OBP: 0.272, SLG: 0.343 (1,6)	6-3		5-3		F7		FC8-5 1B		4-3	5	0	1	0	0	0	0	<b>Chicago Cubs @ San Francisco Giants</b> Candlestick Park, San Francisco, CA Sat Sep 10 1966, 6:33 AM EDT Att: 19,436 - Unknown				
<b>Jim Davenport, R</b> OBP: 0.286, SLG: 0.372 (1,5)	1B		5-3		F4		FC8-5 1-2 2-3		1-3	5	0	1	0	0	0	2					
<b>Willie McCovey, L</b> OBP: 0.366, SLG: 0.560 (1,3)	K				5-3		K			1	0	0	0	0	1	1					
<b>Ken Henderson, S</b> OBP: 0.286, SLG: 0.286 (4,8)							1B			3	0	1	0	0	1	2					
<b>Willie Mays, R</b> OBP: 0.373, SLG: 0.570 (1,9)	F9				6-3					1	0	0	0	0	0	1					
<b>Jack Hiatt, R</b> OBP: 0.429, SLG: 0.571 (4,3)					1B		1B		K	3	1	1	0	0	1	1					
<b>Jesus Alou, R</b> OBP: 0.277, SLG: 0.318 (1,7)		6-3			E5 1B		F6		BB 1B	4	1	1	0	0	0	1					
<b>Frank Johnson, R</b> OBP: 0.597, SLG: 0.600 (1,8)					1B		4-3			3	1	2	0	1	0	0					
<b>Hal Lanier, R</b> OBP: 0.265, SLG: 0.302 (1,4)		F7			1B		F6		F4	4	0	1	2	0	0	3					
<b>Bob Barton, R</b> OBP: 0.224, SLG: 0.211 (1,2)		6-3			6-3				F4	3	0	0	1	0	0	2					
<b>Tom Haller, L</b> OBP: 0.317, SLG: 0.453 (8,PH)					6-3				F8	1	0	0	0	0	0	2					
<b>Inning Stats</b>	R: 0 E: 0 K: 1 S: 6	H: 1 LOB: 1 BB: 0 P: 6	R: 0 E: 0 K: 0 S: 4	H: 1 LOB: 0 BB: 0 P: 4	R: 0 E: 0 K: 0 S: 3	H: 0 LOB: 0 BB: 0 P: 3	R: 3 E: 1 K: 0 S: 7	H: 3 LOB: 1 BB: 0 P: 7	R: 0 E: 0 K: 0 S: 4	H: 1 LOB: 1 BB: 0 P: 4	R: 0 E: 0 K: 0 S: 3	H: 0 LOB: 0 BB: 0 P: 3	R: 0 E: 0 K: 1 S: 6	H: 1 LOB: 2 BB: 1 P: 10	R: 0 E: 0 K: 0 S: 3	H: 0 LOB: 0 BB: 0 P: 3	1B: 8 2B: 0 3B: 0 HR: 0	SF: 0 SAC: 0 DP: 0 HBP: 1	WP: 0 PB: 0 SB: 0 CS: 0	PA: 38	
<b>PITCHER</b>	IP	WLS	BF	H	R	ER	SO	BB	IBB	HBP	BLK	WP	HR	S	P	ERA	WHIP			ERA	WHIP
<b>Dick Ellsworth, L</b> ERA: 4.38 (1,1)	7.0		30	7	3	1	2	0	0	0	0	0	0	33	34	4.38	1.000				
<b>Cal Koonce, R</b> ERA: 3.77 (8,1)	2.0	S	8	1	0	0	1	1	0	0	0	0	0	9	13	0.00	1.000				

AB	36
R	3
H	8
RBI	3
BB	1
SO	3
LOB	16









Batter	1	2	3	4	5	6	7	8	9	AB	R	H	RBI	BB	SO	LOB	TOP			
Don Kessinger, S (1, 6) OBP: 0.292, SLG: 0.294	F6			F9		G3				3	0	0	0	0	0	1	<b>Chicago Cubs @ San Francisco Giants</b> Candlestick Park, San Francisco, CA Sun Sep 11 1966, 6:38 AM EDT Att: 34,039 - Unknown			
Lee Thomas, L (9, PH) OBP: 0.279, SLG: 0.314	F6			F9		G3			1B	1	0	1	0	0	0	0				
Glenn Beckert, R (1, 4) OBP: 0.327, SLG: 0.358	F9			5-3			F8		F6	4	0	0	0	0	0	1				
Billy Williams, L (1, 9) OBP: 0.354, SLG: 0.488	G3			F2			6-3		G3	4	0	0	0	0	0	1				
Ron Santo, R (1, 5) OBP: 0.413, SLG: 0.546		F8			F8			F7		3	0	0	0	0	0	0				
14 Ernie Banks, R (1, 3) OBP: 0.315, SLG: 0.441										3	0	1	0	0	1	0				
Joey Amalfitano, R (8, PR) OBP: 0.243, SLG: 0.194		K			5-3					0	0	0	0	0	0	0				
John Boccabella, R (8, 3) OBP: 0.264, SLG: 0.361		K							1B	0	0	0	0	0	0	0				
George Altman, L (1, 7) OBP: 0.271, SLG: 0.349		K						F5		3	0	0	0	0	2	1				
Randy Hundley, R (1, 2) OBP: 0.298, SLG: 0.429			K						K	3	0	1	0	0	2	1				
Adolfo Phillips, R (1, 8) OBP: 0.345, SLG: 0.459			K						K	3	0	0	0	0	1	2				
Curt Simmons, L (1, 1) OBP: 0.214, SLG: 0.160										2	0	0	0	0	1	1				
Marty Keough, L (9, PH) OBP: 0.292, SLG: 0.195				6-3					K	1	0	0	0	0	1	0				
<b>Inning Stats</b>	R: 0 E: 0 K: 0 S: 3	H: 0 LOB: 0 BB: 0 P: 3	R: 0 E: 0 K: 2 S: 7	H: 0 LOB: 0 BB: 0 P: 7	R: 0 E: 0 K: 2 S: 7	H: 0 LOB: 0 BB: 0 P: 7	R: 0 E: 0 K: 0 S: 3	H: 0 LOB: 0 BB: 0 P: 3	R: 0 E: 0 K: 1 S: 5	H: 1 LOB: 1 BB: 0 P: 6	R: 0 E: 0 K: 0 S: 3	H: 0 LOB: 0 BB: 0 P: 3	R: 0 E: 0 K: 1 S: 6	H: 1 LOB: 1 BB: 0 P: 6	R: 0 E: 0 K: 1 S: 6	H: 1 LOB: 1 BB: 0 P: 6	1B: 2 2B: 1 3B: 0 HR: 0	SF: 0 SAC: 0 DP: 0 HBP: 0	WP: 0 PB: 0 SB: 0 CS: 0	PA: 30
<b>PITCHER</b> Bobby Bolin, R (1, 1) ERA: 3.07	IP: 9.0 WLS: W BF: 30 H: 3 R: 0 ER: 0 SO: 8 BB: 0 IBB: 0 HBP: 0 BLK: 0 WP: 0 HR: 0 S: 46 P: 46 ERA: 0.00 WHIP: 0.333																			

Batter	1	2	3	4	5	6	7	8	9	AB	R	H	RBI	BB	SO	LOB	BOTTOM			
Tito Fuentes, S (1, 6) OBP: 0.269, SLG: 0.338	K		F9		5-3			4-3		4	0	0	0	0	1	0	<b>Chicago Cubs @ San Francisco Giants</b> Candlestick Park, San Francisco, CA Sun Sep 11 1966, 6:38 AM EDT Att: 34,039 - Unknown			
Frank Johnson, R (1, 9) OBP: 0.357, SLG: 0.250	K			F7		4-3		F9		4	0	0	0	0	1	0				
Willie Mays, R (1, 8) OBP: 0.373, SLG: 0.571		BB			2B	5-3				2	1	1	0	1	0	0				
Jim Ray Hart, R (1, 5) OBP: 0.335, SLG: 0.501	4-3				2B	1-3				3	0	1	1	0	0	1				
Jesus Alou, R (1, 7) OBP: 0.275, SLG: 0.315		4-3					1-3			3	0	0	0	0	0	1				
Ollie Brown, R (8, 9) OBP: 0.293, SLG: 0.301				F9						0	0	0	0	0	0	0				
Jack Hiatt, R (1, 3) OBP: 0.364, SLG: 0.400		5-3					F4			2	0	0	0	1	0	0				
Hal Lanier, R (1, 4) OBP: 0.262, SLG: 0.298			F3				F8			3	0	0	0	0	0	2				
Bob Barton, R (1, 2) OBP: 0.215, SLG: 0.203				5-3				F9		3	0	0	0	0	0	0				
Bobby Bolin, R (1, 1) OBP: 0.229, SLG: 0.281			K				F8			3	1	1	1	0	1	0				
<b>Inning Stats</b>	R: 0 E: 0 K: 2 S: 7	H: 0 LOB: 1 BB: 1 P: 11	R: 0 E: 0 K: 0 S: 3	H: 0 LOB: 0 BB: 0 P: 3	R: 0 E: 0 K: 1 S: 5	H: 0 LOB: 0 BB: 0 P: 5	R: 1 E: 0 K: 0 S: 5	H: 2 LOB: 2 BB: 1 P: 9	R: 0 E: 0 K: 0 S: 3	H: 0 LOB: 0 BB: 0 P: 3	R: 0 E: 0 K: 0 S: 3	H: 0 LOB: 0 BB: 0 P: 3	R: 0 E: 0 K: 0 S: 3	H: 0 LOB: 0 BB: 0 P: 3	R: 1 E: 0 K: 0 S: 4	H: 1 LOB: 0 BB: 0 P: 4	1B: 0 2B: 2 3B: 0 HR: 1	SF: 0 SAC: 0 DP: 0 HBP: 0	WP: 0 PB: 0 SB: 0 CS: 0	PA: 29
<b>PITCHER</b> Curt Simmons, L (1, 1) ERA: 4.05	IP: 8.0 WLS: L BF: 29 H: 3 R: 2 ER: 2 SO: 3 BB: 2 IBB: 0 HBP: 0 BLK: 0 WP: 0 HR: 1 S: 33 P: 41 ERA: 2.25 WHIP: 0.625																			





Batter	1	2	3	4	5	6	7	8	9	AB	R	H	RBI	BB	SO	LOB	TOP			
John Briggs, L OBP: 0.389, SLG: 0.513 (1.8)										4	0	0	0	0	1	1	Philadelphia Phillies @ San Francisco Giants Candlestick Park, San Francisco, CA Tue Sep 13 1966, 10:05 PM EDT Att: 11,930 - Unknown			
Tony Gonzalez, L OBP: 0.334, SLG: 0.410 (1.7)										4	0	0	0	0	0	1				
Johnny Callison, L OBP: 0.340, SLG: 0.425 (1.9)										4	0	0	0	0	1	2				
Dick Allen, R OBP: 0.394, SLG: 0.649 (1.5)										4	1	3	0	0	0	0				
Bill White, L OBP: 0.354, SLG: 0.461 (1.3)										4	1	3	1	0	0	1				
Clay Dalrymple, L OBP: 0.375, SLG: 0.352 (1.2)										3	0	0	0	1	2	2				
Dick Groat, R OBP: 0.314, SLG: 0.326 (1.6)										4	0	0	0	0	0	4				
Cookie Rojas, R OBP: 0.312, SLG: 0.335 (1.4)										4	0	1	0	0	0	0				
Larry Jackson, R OBP: 0.167, SLG: 0.198 (1.1)										2	0	0	0	0	1	1				
Joe Verbanic, R (6.1)										0	0	0	0	0	0	0				
Darold Knowles, L OBP: 0.250, SLG: 0.250 (6.1)										0	0	0	0	0	0	0				
Doug Clemens, L OBP: 0.371, SLG: 0.307 (7. PH)										1	0	0	0	0	0	0				
Ray Culp, R OBP: 0.087, SLG: 0.087 (7.1)										0	0	0	0	0	0	0				
<b>Inning Stats</b>	R: 0 E: 0 K: 1 S: 5	H: 0 LOB: 0 BB: 0 P: 5	R: 0 E: 0 K: 1 S: 6	H: 1 LOB: 1 BB: 0 P: 6	R: 0 E: 1 K: 1 S: 7	H: 1 LOB: 2 BB: 0 P: 7	R: 1 E: 0 K: 0 S: 4	H: 2 LOB: 0 BB: 0 P: 4	R: 0 E: 0 K: 0 S: 5	H: 0 LOB: 0 BB: 0 P: 5	R: 0 E: 0 K: 0 S: 3	H: 0 LOB: 0 BB: 0 P: 3	R: 0 E: 0 K: 0 S: 3	H: 0 LOB: 0 BB: 0 P: 3	R: 1 E: 0 K: 1 S: 6	H: 1 LOB: 0 BB: 0 P: 6	1B: 6 2B: 0 3B: 0 HR: 1	SF: 0 SAC: 0 DP: 1 HBP: 0	WP: 0 PB: 0 SB: 0 CS: 0	PA: 35
<b>PITCHER</b> Juan Marichal, R ERA: 2.06 (1.1)	IP: 9.0 WLS: W BF: 35 H: 7 R: 2 ER: 2 SO: 5 BB: 1 IBB: 0 HBP: 0 BLK: 0 WP: 0 HR: 1 S: 44 P: 48 ERA: 2.00 WHIP: 0.889															<b>PITCHER</b>				

Batter	1	2	3	4	5	6	7	8	9	AB	R	H	RBI	BB	SO	LOB	BOTTOM				
Tito Fuentes, S OBP: 0.272, SLG: 0.342 (1.6)										4	0	2	3	1	0	2	Philadelphia Phillies @ San Francisco Giants Candlestick Park, San Francisco, CA Tue Sep 13 1966, 10:05 PM EDT Att: 11,930 - Unknown				
Frank Johnson, R OBP: 0.316, SLG: 0.235 (1.9)										5	0	1	0	0	1	7					
Willie Mays, R OBP: 0.374, SLG: 0.571 (1.8)										3	2	1	0	1	0	0					
Willie McCovey, L OBP: 0.385, SLG: 0.561 (1.3)										4	1	2	2	1	0	4					
Jim Ray Hart, R OBP: 0.333, SLG: 0.498 (1.5)										5	0	1	1	0	2	4					
Jesus Alou, R OBP: 0.284, SLG: 0.325 (1.7)										3	3	3	0	1	0	0					
Ollie Brown, R OBP: 0.295, SLG: 0.303 (8.9)										1	0	1	0	0	0	0					
Tom Haller, L OBP: 0.318, SLG: 0.451 (1.2)										4	0	1	0	1	0	4					
Jim Davenport, R OBP: 0.295, SLG: 0.368 (1.4)										5	1	1	1	0	0	6					
Juan Marichal, R OBP: 0.250, SLG: 0.283 (1.1)										3	0	1	0	1	0	2					
<b>Inning Stats</b>	R: 0 E: 0 K: 0 S: 4	H: 2 LOB: 2 BB: 1 P: 8	R: 1 E: 0 K: 0 S: 6	H: 3 LOB: 0 BB: 0 P: 6	R: 1 E: 0 K: 0 S: 6	H: 3 LOB: 2 BB: 0 P: 6	R: 0 E: 0 K: 0 S: 3	H: 0 LOB: 0 BB: 0 P: 3	R: 0 E: 0 K: 0 S: 3	H: 1 LOB: 0 BB: 0 P: 3	R: 2 E: 1 K: 1 S: 8	H: 2 LOB: 3 BB: 3 P: 16	R: 1 E: 0 K: 1 S: 6	H: 1 LOB: 3 BB: 3 P: 18	R: 2 E: 1 K: 1 S: 8	H: 2 LOB: 1 BB: 0 P: 8		1B: 10 2B: 3 3B: 0 HR: 1	SF: 0 SAC: 1 DP: 2 HBP: 0	WP: 0 PB: 0 SB: 0 CS: 0	PA: 44
<b>PITCHER</b> Larry Jackson, R ERA: 3.47 (1.1)	IP: 5.1 WLS: L BF: 28 H: 11 R: 4 ER: 3 SO: 0 BB: 1 IBB: 0 HBP: 0 BLK: 0 WP: 0 HR: 0 S: 26 P: 34 ERA: 5.06 WHIP: 2.250															<b>PITCHER</b>					
Joe Verbanic, R ERA: 3.55 (6.1)	0.1	1	0	0	0	1	0	0	0	0	0	3	3	0.00	0.000						
Darold Knowles, L ERA: 2.98 (6.1)	0.1	2	0	0	0	0	0	1	0	0	0	1	5	0.00	0.000						
Ray Culp, R ERA: 5.47 (7.1)	2.0	13	3	3	2	2	2	1	0	0	0	1	14	9.00	2.500						



Batter	1	2	3	4	5	6	7	8	9	AB	R	H	RBI	BB	SO	LOB	TOP		
John Briggs, L OBP: 0.383, SLG: 0.504 (1, 8)										4	0	0	0	0	1	0	Philadelphia Phillies @ San Francisco Giants Candlestick Park, San Francisco, CA Wed Sep 14 1966, 10:05 PM EDT Att: 8,328 - Unknown		
Tony Gonzalez, L OBP: 0.333, SLG: 0.409 (1, 7)										4	0	1	0	0	2	0			
Johnny Callison, L OBP: 0.341, SLG: 0.429 (1, 9)										3	1	1	0	1	2	1			
Dick Allen, R OBP: 0.393, SLG: 0.654 (1, 5)										3	1	1	2	0	0	1			
Bill White, L OBP: 0.353, SLG: 0.458 (1, 3)										3	0	0	0	0	1	0			
Dick Groat, R OBP: 0.313, SLG: 0.325 (1, 6)										4	0	1	0	0	0	3			
Cookie Rojas, R OBP: 0.312, SLG: 0.335 (1, 4)										4	0	1	0	0	1	1			
Clay Dalrymple, L OBP: 0.372, SLG: 0.348 (1, 2)										3	0	0	0	0	2	2			
Jim Bunning, R OBP: 0.198, SLG: 0.196 (1, 1)										3	0	0	0	0	3	0			
<b>Inning Stats</b>	R: 0 E: 0 K: 1 S: 4	H: 0 LOB: 0 BB: 1 P: 8	R: 1 E: 0 K: 1 S: 6	H: 1 LOB: 0 BB: 0 P: 6	R: 0 E: 0 K: 2 S: 7	H: 0 LOB: 0 BB: 0 P: 7	R: 0 E: 1 K: 1 S: 6	H: 1 LOB: 2 BB: 0 P: 7	R: 0 E: 0 K: 2 S: 7	H: 2 LOB: 2 BB: 0 P: 7	R: 0 E: 0 K: 1 S: 7	H: 0 LOB: 0 BB: 0 P: 7	R: 1 E: 1 K: 1 S: 7	H: 1 LOB: 1 BB: 0 P: 7	1B: 3 2B: 0 3B: 1 HR: 1	SF: 1 SAC: 0 DP: 0 HBP: 1	WP: 0 PB: 0 SB: 0 CS: 1	PA: 35	
<b>PITCHER</b>	IP	WLS	BF	H	R	ER	SO	BB	IBB	HBP	BLK	WP	HR	S	P	ERA	WHIP		
Gaylord Perry, R ERA: 3.09 (1, 1)	8.0	L	29	4	1	1	11	1	0	1	0	0	1	49	54	1.12	0.625		
Lindy McDaniel, R ERA: 2.88 (9, 1)	1.0		5	1	1	1	1	0	0	0	0	0	0	7	7	9.00	1.000		

Batter	1	2	3	4	5	6	7	8	9	AB	R	H	RBI	BB	SO	LOB	BOTTOM		
Tito Fuentes, S OBP: 0.272, SLG: 0.341 (1, 6)										4	0	1	0	0	1	1	Philadelphia Phillies @ San Francisco Giants Candlestick Park, San Francisco, CA Wed Sep 14 1966, 10:05 PM EDT Att: 8,328 - Unknown		
Frank Johnson, R OBP: 0.318, SLG: 0.250 (1, 9)										3	0	1	0	0	1	1			
Len Gabrielson, L OBP: 0.267, SLG: 0.289 (9, PH)										1	0	0	0	0	1	0			
Willie Mays, R OBP: 0.372, SLG: 0.567 (1, 8)										4	0	0	0	0	2	2			
Willie McCovey, L OBP: 0.386, SLG: 0.559 (1, 3)										3	0	1	0	1	1	0			
Jim Ray Hart, R OBP: 0.331, SLG: 0.494 (1, 5)										4	0	0	0	0	0	3			
Jesus Alou, R OBP: 0.281, SLG: 0.322 (1, 7)										3	0	0	0	0	0	0			
Tom Haller, L OBP: 0.320, SLG: 0.451 (1, 2)										2	0	1	0	1	0	0			
Jim Davenport, R OBP: 0.295, SLG: 0.367 (1, 4)										3	0	1	0	0	1	2			
Gaylord Perry, R OBP: 0.211, SLG: 0.213 (1, 1)										2	0	0	0	0	1	1			
Bob Burda, L OBP: 0.200, SLG: 0.263 (8, PH)										1	0	0	0	0	0	1			
Don Mason, L OBP: 0.125, SLG: 0.250 (6, PR)										0	0	0	0	0	0	0			
Lindy McDaniel, R OBP: 0.059, SLG: 0.059 (9, 1)										0	0	0	0	0	0	0			
<b>Inning Stats</b>	R: 0 E: 1 K: 0 S: 4	H: 1 LOB: 2 BB: 1 P: 8	R: 0 E: 0 K: 1 S: 5	H: 0 LOB: 1 BB: 1 P: 9	R: 0 E: 0 K: 1 S: 5	H: 0 LOB: 0 BB: 0 P: 5	R: 0 E: 0 K: 1 S: 5	H: 0 LOB: 1 BB: 0 P: 5	R: 0 E: 0 K: 2 S: 8	H: 1 LOB: 1 BB: 0 P: 8	R: 0 E: 0 K: 2 S: 8	H: 1 LOB: 1 BB: 0 P: 8	1B: 5 2B: 2 3B: 0 HR: 0	SF: 0 SAC: 0 DP: 2 HBP: 0	WP: 0 PB: 0 SB: 0 CS: 2	PA: 32			
<b>PITCHER</b>	IP	WLS	BF	H	R	ER	SO	BB	IBB	HBP	BLK	WP	HR	S	P	ERA	WHIP		
Jim Bunning, R ERA: 2.18 (1, 1)	9.0	W	32	5	0	0	8	2	0	0	0	0	0	46	54	0.00	0.778		



Batter	1	2	3	4	5	6	7	8	9	AB	R	H	RBI	BB	SO	LOB	TOP			
<b>Bud Harrelson, S</b> OBP: 0.250, SLG: 0.213 (1, 6)	F6		FC2-6 1B		1B BB 1B		F8		4-3	5	1	1	0	0	0	1	<b>New York Mets @ San Francisco Giants</b> Candlestick Park, San Francisco, CA Thu Sep 15 1966, 6:33 AM EDT Att: 6,072 - Unknown  <b>AB 35</b> <b>R 4</b> <b>H 8</b> <b>RBI 4</b> <b>BB 3</b> <b>SO 4</b> <b>LOB 12</b>			
<b>Ron Hunt, R</b> OBP: 0.352, SLG: 0.350 (1, 4)	K		1B		1B BB		5-3		F4	4	0	1	0	1	1	0				
<b>Al Luplow, L</b> OBP: 0.335, SLG: 0.345 (1, 9)	HR		1B		K				F3	4	1	2	2	0	1	2				
<b>Ken Boyer, R</b> OBP: 0.309, SLG: 0.417 (1, 5)	F9		6-3		F7				1B FC5-4 1B	4	1	1	0	0	0	4				
<b>Ed Kranepool, L</b> OBP: 0.312, SLG: 0.396 (1, 3)					F8				FC5-4 1B	4	0	2	0	0	0	0				
<b>Cleon Jones, R</b> OBP: 0.319, SLG: 0.379 (1, 8)	F4				L4				FC5-4 1-2 3-H	4	0	0	1	0	0	1				
<b>Johnny Lewis, L</b> OBP: 0.283, SLG: 0.351 (1, 7)	K				4-1				F8	3	0	0	0	1	1	1				
<b>Jerry Grote, R</b> OBP: 0.327, SLG: 0.317 (1, 2)					F6					3	0	0	0	0	0	1				
<b>Rob Gardner, R</b> OBP: 0.171, SLG: 0.195 (6, 1)					E6					0	0	0	0	0	0	0				
<b>Chuck Hiller, L</b> OBP: 0.360, SLG: 0.394 (9, PH)					1-2				HR	1	1	1	1	0	0	0				
<b>Bob Shaw, R</b> OBP: 0.291, SLG: 0.240 (1, 1)									F2	0	0	0	0	1	0	0				
<b>Larry Elliot, L</b> OBP: 0.309, SLG: 0.417 (4, PH)										1	0	0	0	0	1	2				
<b>Dick Selma, R</b> OBP: 0.250, SLG: 0.250 (4, 1)					K					0	0	0	0	0	0	0				
<b>Greg Goossen, R</b> OBP: 0.167, SLG: 0.333 (6, 2)					FC2-6 BB				F2	2	0	0	0	0	0	0				
<b>Inning Stats</b>	R: 1 E: 0 K: 1 S: 6	H: 1 LOB: 0 BB: 0 P: 6	R: 0 E: 0 K: 1 S: 5	H: 0 LOB: 0 BB: 0 P: 5	R: 1 E: 0 K: 0 S: 5	H: 2 LOB: 2 BB: 1 P: 9	R: 0 E: 1 K: 1 S: 6	H: 0 LOB: 0 BB: 1 P: 10	R: 0 E: 0 K: 0 S: 3	H: 0 LOB: 0 BB: 0 P: 3	R: 0 E: 0 K: 0 S: 3	H: 0 LOB: 0 BB: 0 P: 3	R: 1 E: 0 K: 0 S: 5	H: 2 LOB: 1 BB: 0 P: 5	R: 1 E: 0 K: 0 S: 4	H: 1 LOB: 0 BB: 0 P: 4	1B: 6 2B: 0 3B: 0 HR: 2	SF: 0 SAC: 0 DP: 0 HBP: 0	WP: 0 PB: 0 SB: 0 CS: 0	PA: 38
<b>PITCHER</b> <b>Bobby Bolin, R</b> ERA: 3.11 (1, 1)	IP: 9.0 WLS: W BF: 38 H: 8 R: 4 ER: 4 SO: 4	IP: 0 WLS: 0 BF: 0 H: 0 R: 0 ER: 0 SO: 0	IP: 0 WLS: 0 BF: 0 H: 0 R: 0 ER: 0 SO: 0	IP: 0 WLS: 0 BF: 0 H: 0 R: 0 ER: 0 SO: 0	IP: 0 WLS: 0 BF: 0 H: 0 R: 0 ER: 0 SO: 0	IP: 0 WLS: 0 BF: 0 H: 0 R: 2 ER: 2 SO: 55	IP: 0 WLS: 0 BF: 0 H: 0 R: 0 ER: 0 SO: 0	IP: 0 WLS: 0 BF: 0 H: 0 R: 0 ER: 0 SO: 0	IP: 0 WLS: 0 BF: 0 H: 0 R: 0 ER: 0 SO: 0	IP: 0 WLS: 0 BF: 0 H: 0 R: 0 ER: 0 SO: 0	IP: 0 WLS: 0 BF: 0 H: 0 R: 0 ER: 0 SO: 0	IP: 0 WLS: 0 BF: 0 H: 0 R: 0 ER: 0 SO: 0	IP: 0 WLS: 0 BF: 0 H: 0 R: 0 ER: 0 SO: 0	IP: 0 WLS: 0 BF: 0 H: 0 R: 0 ER: 0 SO: 0	IP: 0 WLS: 0 BF: 0 H: 0 R: 0 ER: 0 SO: 0	IP: 0 WLS: 0 BF: 0 H: 0 R: 0 ER: 0 SO: 0	IP: 0 WLS: 0 BF: 0 H: 0 R: 0 ER: 0 SO: 0	ERA: 4.00 WHIP: 1.222		

Batter	1	2	3	4	5	6	7	8	9	AB	R	H	RBI	BB	SO	LOB	BOTTOM			
<b>Tito Fuentes, S</b> OBP: 0.273, SLG: 0.354 (1, 6)	HR	G1-6-3		F4	HR		F8			5	2	2	3	0	0	3	<b>New York Mets @ San Francisco Giants</b> Candlestick Park, San Francisco, CA Thu Sep 15 1966, 6:33 AM EDT Att: 6,072 - Unknown  <b>AB 38</b> <b>R 10</b> <b>H 14</b> <b>RBI 9</b> <b>BB 4</b> <b>SO 1</b> <b>LOB 17</b>			
<b>Ken Henderson, S</b> OBP: 0.400, SLG: 0.462 (1, 9)	3B	F7		E BB	4-3		FC4-6			4	1	1	0	1	0	1				
<b>Willie Mays, R</b> OBP: 0.374, SLG: 0.572 (1, 8)	3B								F8	4	2	3	2	0	0	0				
<b>Ollie Brown, R</b> OBP: 0.294, SLG: 0.302 (6, PH)	1B									1	0	0	0	0	0	0				
<b>Willie McCovey, L</b> OBP: 0.388, SLG: 0.559 (1, 3)	BB									4	0	2	1	1	0	1				
<b>Jim Ray Hart, R</b> OBP: 0.331, SLG: 0.499 (1, 5)	1B									3	1	1	2	0	0	4				
<b>Jim Davenport, R</b> OBP: 0.297, SLG: 0.368 (6, 5)	F8				FC6-4				F9	2	0	1	0	0	0	1				
<b>Jesus Alou, R</b> OBP: 0.277, SLG: 0.317 (1, 7)	K				HR				F7	5	0	0	0	0	1	3				
<b>Tom Haller, L</b> OBP: 0.321, SLG: 0.449 (1, 2)	BB				F8					2	1	0	0	2	0	0				
<b>Hal Lanier, R</b> OBP: 0.264, SLG: 0.302 (1, 4)	F7									4	2	2	0	0	0	3				
<b>Bobby Bolin, R</b> OBP: 0.243, SLG: 0.294 (1, 1)										4	1	2	1	0	0	1				
<b>Inning Stats</b>	R: 3 E: 0 K: 1 S: 9	H: 4 LOB: 2 BB: 1 P: 13	R: 0 E: 0 K: 0 S: 3	H: 1 LOB: 0 BB: 0 P: 3	R: 2 E: 0 K: 0 S: 5	H: 2 LOB: 0 BB: 0 P: 5	R: 1 E: 1 K: 0 S: 5	H: 2 LOB: 3 BB: 2 P: 13	R: 3 E: 1 K: 0 S: 6	H: 2 LOB: 0 BB: 0 P: 6	R: 0 E: 0 K: 0 S: 4	H: 1 LOB: 1 BB: 0 P: 4	R: 1 E: 0 K: 0 S: 4	H: 1 LOB: 1 BB: 1 P: 8	R: 0 E: 0 K: 0 S: 4	H: 1 LOB: 1 BB: 0 P: 4	1B: 8 2B: 1 3B: 2 HR: 3	SF: 0 SAC: 0 DP: 1 HBP: 0	WP: 2 PB: 0 SB: 0 CS: 0	PA: 42
<b>PITCHER</b> <b>Bob Shaw, R</b> ERA: 4.63 (1, 1)	IP: 3.0 WLS: L BF: 16 H: 7 R: 5 ER: 5 SO: 1	IP: 0 WLS: 0 BF: 0 H: 0 R: 0 ER: 0 SO: 0	IP: 0 WLS: 0 BF: 0 H: 0 R: 0 ER: 0 SO: 0	IP: 0 WLS: 0 BF: 0 H: 0 R: 0 ER: 0 SO: 0	IP: 0 WLS: 0 BF: 0 H: 0 R: 0 ER: 0 SO: 0	IP: 0 WLS: 0 BF: 0 H: 0 R: 0 ER: 0 SO: 0	IP: 0 WLS: 0 BF: 0 H: 0 R: 2 ER: 2 SO: 21	IP: 0 WLS: 0 BF: 0 H: 0 R: 0 ER: 0 SO: 0	IP: 0 WLS: 0 BF: 0 H: 0 R: 0 ER: 0 SO: 0	IP: 0 WLS: 0 BF: 0 H: 0 R: 0 ER: 0 SO: 0	IP: 0 WLS: 0 BF: 0 H: 0 R: 0 ER: 0 SO: 0	IP: 0 WLS: 0 BF: 0 H: 0 R: 0 ER: 0 SO: 0	IP: 0 WLS: 0 BF: 0 H: 0 R: 0 ER: 0 SO: 0	IP: 0 WLS: 0 BF: 0 H: 0 R: 0 ER: 0 SO: 0	IP: 0 WLS: 0 BF: 0 H: 0 R: 0 ER: 0 SO: 0	IP: 0 WLS: 0 BF: 0 H: 0 R: 0 ER: 0 SO: 0	IP: 0 WLS: 0 BF: 0 H: 0 R: 0 ER: 0 SO: 0	ERA: 15.00 WHIP: 2.667		
<b>Dick Selma, R</b> ERA: 4.54 (4, 1)	IP: 2.0 WLS: 0 BF: 13 H: 4 R: 4 ER: 1 SO: 0	IP: 0 WLS: 0 BF: 0 H: 0 R: 0 ER: 0 SO: 0	IP: 0 WLS: 0 BF: 0 H: 0 R: 0 ER: 0 SO: 0	IP: 0 WLS: 0 BF: 0 H: 0 R: 0 ER: 0 SO: 0	IP: 0 WLS: 0 BF: 0 H: 0 R: 0 ER: 0 SO: 0	IP: 0 WLS: 0 BF: 0 H: 0 R: 0 ER: 0 SO: 0	IP: 0 WLS: 0 BF: 0 H: 0 R: 1 ER: 1 SO: 11	IP: 0 WLS: 0 BF: 0 H: 0 R: 0 ER: 0 SO: 0	IP: 0 WLS: 0 BF: 0 H: 0 R: 0 ER: 0 SO: 0	IP: 0 WLS: 0 BF: 0 H: 0 R: 0 ER: 0 SO: 0	IP: 0 WLS: 0 BF: 0 H: 0 R: 0 ER: 0 SO: 0	IP: 0 WLS: 0 BF: 0 H: 0 R: 0 ER: 0 SO: 0	IP: 0 WLS: 0 BF: 0 H: 0 R: 0 ER: 0 SO: 0	IP: 0 WLS: 0 BF: 0 H: 0 R: 0 ER: 0 SO: 0	IP: 0 WLS: 0 BF: 0 H: 0 R: 0 ER: 0 SO: 0	IP: 0 WLS: 0 BF: 0 H: 0 R: 0 ER: 0 SO: 0	IP: 0 WLS: 0 BF: 0 H: 0 R: 0 ER: 0 SO: 0	ERA: 4.50 WHIP: 2.500		
<b>Rob Gardner, L</b> ERA: 4.92 (6, 1)	IP: 3.0 WLS: 0 BF: 13 H: 3 R: 1 ER: 1 SO: 0	IP: 0 WLS: 0 BF: 0 H: 0 R: 0 ER: 0 SO: 0	IP: 0 WLS: 0 BF: 0 H: 0 R: 0 ER: 0 SO: 0	IP: 0 WLS: 0 BF: 0 H: 0 R: 0 ER: 0 SO: 0	IP: 0 WLS: 0 BF: 0 H: 0 R: 0 ER: 0 SO: 0	IP: 0 WLS: 0 BF: 0 H: 0 R: 0 ER: 0 SO: 0	IP: 0 WLS: 0 BF: 0 H: 0 R: 1 ER: 0 SO: 12	IP: 0 WLS: 0 BF: 0 H: 0 R: 0 ER: 0 SO: 0	IP: 0 WLS: 0 BF: 0 H: 0 R: 0 ER: 0 SO: 0	IP: 0 WLS: 0 BF: 0 H: 0 R: 0 ER: 0 SO: 0	IP: 0 WLS: 0 BF: 0 H: 0 R: 0 ER: 0 SO: 0	IP: 0 WLS: 0 BF: 0 H: 0 R: 0 ER: 0 SO: 0	IP: 0 WLS: 0 BF: 0 H: 0 R: 0 ER: 0 SO: 0	IP: 0 WLS: 0 BF: 0 H: 0 R: 0 ER: 0 SO: 0	IP: 0 WLS: 0 BF: 0 H: 0 R: 0 ER: 0 SO: 0	IP: 0 WLS: 0 BF: 0 H: 0 R: 0 ER: 0 SO: 0	IP: 0 WLS: 0 BF: 0 H: 0 R: 0 ER: 0 SO: 0	ERA: 3.00 WHIP: 1.333		



Batter	1	2	3	4	5	6	7	8	9	AB	R	H	RBI	BB	SO	LOB	TOP							
<b>Bud Harrelson, S</b> OBP: 0.281, SLG: 0.314 (1, 6)										4	2	2	1	1	1	1								
<b>Eddie Bressoud, R</b> OBP: 0.313, SLG: 0.376 (1, 4)										4	0	1	0	1	0	3								
<b>Ken Boyer, R</b> OBP: 0.308, SLG: 0.418 (1, 5)										3	1	1	1	1	0	2								
<b>Cleon Jones, R</b> OBP: 0.316, SLG: 0.376 (1, 8)										4	0	0	0	0	2	2								
<b>Jim Hickman, R</b> OBP: 0.304, SLG: 0.370 (1, 9) (9, 3)										4	0	1	1	0	0	1								
<b>Ron Swoboda, R</b> OBP: 0.296, SLG: 0.347 (9, PH)										2	0	0	0	0	2	1								
<b>Chuck Hiller, L</b> OBP: 0.383, SLG: 0.394 (9, PR)										3	0	1	0	0	1	1								
<b>Shaun Fitzmaurice, R</b> (9, 7)										0	0	0	0	0	0	0								
<b>Greg Goossen, R</b> OBP: 0.222, SLG: 0.333 (9, PH)										0	0	0	0	0	0	0								
<b>Al Luplow, L</b> OBP: 0.335, SLG: 0.345 (9, PH)										1	0	0	0	0	0	1								
<b>Ron Hunt, R</b> OBP: 0.351, SLG: 0.349 (9, PH)										0	0	0	0	0	0	0								
<b>Rob Gardner, R</b> OBP: 0.171, SLG: 0.195 (9, 1)										0	0	0	0	0	0	0								
<b>Jack Hamilton, R</b> OBP: 0.158, SLG: 0.135 (9, 1)										0	0	0	0	0	0	0								
<b>Ed Kranepool, L</b> OBP: 0.310, SLG: 0.393 (9, PH)										3	0	0	0	0	0	2								
<b>Danny Napoleon, R</b> (9, PH)										1	0	0	0	0	1	1								
<b>Jerry Grote, R</b> OBP: 0.327, SLG: 0.317 (9, 2)										0	0	0	0	0	0	0								
<b>Jack Fisher, R</b> OBP: 0.191, SLG: 0.131 (9, 1)										2	0	0	0	0	1	2								
<b>Larry Miller, L</b> OBP: 1.000, SLG: 1.000 (9, 1)										0	0	0	0	0	0	0								
<b>Darrell Sutherland, R</b> OBP: 0.287, SLG: 0.287 (9, PH)										0	0	0	0	0	0	0								
<b>Hawk Taylor, R</b> OBP: 0.302, SLG: 0.311 (9, PR)										1	0	1	0	0	0	0								
<b>Johnny Lewis, L</b> OBP: 0.280, SLG: 0.351 (9, 9)										0	1	0	0	0	0	0								
<b>Inning Stats</b>	R: 1 E: 0 K: 0 S: 4	H: 1 LOB: 1 P: 8	R: 0 E: 0 K: 1 S: 5	H: 0 LOB: 0 BB: 0 P: 5	R: 0 E: 0 K: 2 S: 7	H: 0 LOB: 0 BB: 0 P: 7	R: 1 E: 0 K: 2 S: 10	H: 3 LOB: 2 BB: 0 P: 10	R: 0 E: 0 K: 0 S: 3	H: 0 LOB: 1 BB: 1 P: 7	R: 0 E: 0 K: 2 S: 7	H: 0 LOB: 0 BB: 0 P: 8	R: 0 E: 0 K: 1 S: 5	H: 0 LOB: 1 BB: 1 P: 9	R: 0 E: 0 K: 0 S: 3	H: 0 LOB: 0 BB: 0 P: 3	R: 3 E: 0 K: 2 S: 9	H: 2 LOB: 2 BB: 1 P: 13	1B: 4 2B: 1 3B: 2 HR: 0	SF: 1 SAC: 0 DP: 1 HBP: 1	WP: 0 PB: 0 SB: 3 CS: 0	PA: 38		
<b>PITCHER</b>	IP WLS BF H R ER SO BB IBB HBP BLK WP HR S P ERA WHIP																							
<b>Ray Sadecki, L</b> ERA: 4.7 (5, 1)	4.1	20	5	2	2	5	2	0	0	0	0	0	0	0	28	36	4.15	1.615						
<b>Bob Priddy, R</b> ERA: 3.53 (9, 1)	3.2	13	0	1	1	3	2	0	1	0	0	0	0	0	16	25	2.46	0.545						
<b>Billy Hoelt, L</b> ERA: 4.7 (9, 1)	0.2	L	4	2	1	1	2	0	0	0	0	0	0	0	8	8	13.50	3.000						
<b>Lindy McDaniel, R</b> ERA: 2.87 (9, 1)	0.1	1	0	1	1	0	0	0	0	0	0	0	0	1	1	27.00	0.000							

**New York Mets @ San Francisco Giants**  
Candlestick Park, San Francisco, CA  
Fri Sep 16, 1966, 10:05 PM EDT  
Att: 17,273 - Unknown

AB	32
R	5
H	7
RBI	4
BB	4
SO	10
LOB	15



Batter	1	2	3	4	5	6	7	8	9	AB	R	H	RBI	BB	SO	LOB	BOTTOM							
<b>Tito Fuentes, S</b> OBP: 0.273, SLG: 0.353 (1, 6)										5	0	1	0	0	0	2								
<b>Ken Henderson, S</b> OBP: 0.421, SLG: 0.500 (1, 9)										3	1	1	0	0	0	0								
<b>Willie Mays, R</b> OBP: 0.373, SLG: 0.570 (1, 8)										4	0	1	1	0	0	2								
<b>Willie McCovey, L</b> OBP: 0.390, SLG: 0.565 (1, 3)										2	1	1	1	2	0	2								
<b>Jesus Alou, R</b> OBP: 0.277, SLG: 0.316 (1, 7)										4	0	1	0	0	0	5								
<b>Frank Johnson, R</b> OBP: 0.318, SLG: 0.250 (9, 7)										0	0	0	0	0	0	0								
<b>Tom Haller, L</b> OBP: 0.321, SLG: 0.455 (1, 2)										3	1	1	1	0	0	3								
<b>Jack Hiatt, R</b> OBP: 0.417, SLG: 0.455 (9, PH)										1	0	1	0	0	0	0								
<b>Don Mason, L</b> OBP: 0.125, SLG: 0.250 (9, PR)										0	1	0	0	0	0	0								
<b>Jim Davenport, R</b> OBP: 0.296, SLG: 0.367 (1, 5)										4	0	1	0	0	1	0								
<b>Hal Lanier, R</b> OBP: 0.262, SLG: 0.300 (1, 4)										3	0	0	0	0	0	0								
<b>Jim Ray Hart, R</b> OBP: 0.330, SLG: 0.498 (9, PH)										1	0	0	0	0	0	1								
<b>Ray Sadecki, L</b> OBP: 0.341, SLG: 0.625 (1, 1)										1	0	0	0	0	0	0								
<b>Bob Priddy, R</b> OBP: 0.235, SLG: 0.188 (5, 1)										2	0	0	0	0	0	0								
<b>Billy Hoelt, L</b> OBP: 0.250, SLG: 0.250 (9, 1)										0	0	0	0	0	0	0								
<b>Lindy McDaniel, R</b> OBP: 0.059, SLG: 0.059 (9, 1)										0	0	0	0	0	0	0								
<b>Bob Burda, L</b> OBP: 0.195, SLG: 0.256 (9, PH)										1	0	0	0	0	0	2								
<b>Inning Stats</b>	R: 0 E: 0 K: 0 S: 3	H: 0 LOB: 0 P: 3	R: 1 E: 0 K: 1 S: 6	H: 2 LOB: 0 BB: 0 P: 6	R: 0 E: 0 K: 0 S: 3	H: 0 LOB: 0 BB: 0 P: 3	R: 0 E: 1 K: 0 S: 4	H: 0 LOB: 2 BB: 1 P: 8	R: 0 E: 0 K: 0 S: 3	H: 0 LOB: 0 BB: 0 P: 3	R: 0 E: 1 K: 0 S: 4	H: 1 LOB: 2 BB: 0 P: 5	R: 1 E: 0 K: 0 S: 4	H: 1 LOB: 0 BB: 0 P: 4	R: 1 E: 0 K: 0 S: 4	H: 2 LOB: 1 BB: 1 P: 8	R: 1 E: 0 K: 0 S: 5	H: 2 LOB: 2 BB: 0 P: 5	1B: 5 2B: 1 3B: 0 HR: 2	SF: 0 SAC: 0 DP: 2 HBP: 1	WP: 1 PB: 0 SB: 1 CS: 0	PA: 37		
<b>PITCHER</b>	IP WLS BF H R ER SO BB IBB HBP BLK WP HR S P ERA WHIP																							
<b>Jack Fisher, R</b> ERA: 3.94 (1, 1)	7.1	30	6	3	3	1	1	0	0	0	0	0	0	4	4	3.68	0.955							
<b>Larry Miller, L</b> ERA: 6.0 (8, 1)	0.0	1	0	0	0	0	1	0	0	0	0	0	0	0	0	4	6.00	0.000						
<b>Darrell Sutherland, R</b> ERA: 4.82 (8, 1)	0.2	W	1	0	0	0	0	0	0	0	0	0	0	1	1	0.00	0.000							
<b>Rob Gardner, L</b> ERA: 4.88 (9, 1)	0.0	2	2	1	1	0	0	0	0	0	0	0	0	2	2	4.88	0.000							
<b>Jack Hamilton, R</b> ERA: 3.97 (9, 1)	1.0	S	3	0	0	0	0	0	0	0	1	0	3	3	0.00	0.000								

**New York Mets @ San Francisco Giants**  
Candlestick Park, San Francisco, CA  
Fri Sep 16, 1966, 10:05 PM EDT  
Att: 17,273 - Unknown

AB	34
R	4
H	8
RBI	3
BB	2
SO	1
LOB	17









Batter	1	2	3	4	5	6	7	8	9	AB	R	H	RBI	BB	SO	LOB	TOP		
Matty Alou, L OBP: 0.377, SLG: 0.427 (1, 8)	F8	F4			K2-3		E6		F7	5	0	0	0	0	1	1	<b>Pittsburgh Pirates @ San Francisco Giants</b> Candlestick Park, San Francisco, CA Sun Sep 18 1966, 6:33 AM EDT Att: 41,981 - Unknown		
Gene Alley, R OBP: 0.339, SLG: 0.429 (1, 6)	K				4-3 2B		FC4 1B		F4	5	1	3	0	0	1	0			
Roberto Clemente, R OBP: 0.366, SLG: 0.533 (1, 9)	BB E 1B BB	4-3			4-3		FC4 1-2			3	1	0	0	1	0	4			
Willie Stargell, L OBP: 0.384, SLG: 0.592 (1, 7)	BB E 1B				F4		F6			4	1	2	1	0	0	1			
Donn Clendenon, R OBP: 0.356, SLG: 0.497 (1, 3)	E 1-2 2-3 BB				5-3				F4	3	0	0	0	1	1	1			
Bill Mazerowski, R OBP: 0.299, SLG: 0.406 (1, 4)	E3 1-3 2-H 3-H				F8				FC6 1B	4	0	1	0	0	1	1			
Bob Bailey, R OBP: 0.366, SLG: 0.444 (1, 5)	F9				6-3				FC6 1-2	4	0	0	0	0	0	3			
Jesse Gonder, L OBP: 0.291, SLG: 0.403 (1, 2)		1B SH1-4 BB			4-3				F8	2	0	0	0	2	0	1			
Woodie Fryman, R OBP: 0.194, SLG: 0.167 (1, 1)		SH1-4			K		F7		1-4-3	3	0	0	0	0	1	1			
<b>Inning Stats</b>	R: 2 E: 1 K: 1 S: 7	H: 1 LOB: 2 BB: 2 P: 15	R: 0 E: 0 K: 0 S: 4	H: 1 LOB: 2 BB: 1 P: 8	R: 0 E: 0 K: 0 S: 3	H: 0 LOB: 0 BB: 0 P: 3	R: 0 E: 0 K: 1 S: 5	H: 0 LOB: 1 BB: 0 P: 5	R: 1 E: 0 K: 2 S: 9	H: 2 LOB: 1 BB: 0 P: 9	R: 0 E: 1 K: 0 S: 4	H: 1 LOB: 1 BB: 0 P: 4	R: 0 E: 0 K: 0 S: 4	H: 1 LOB: 1 BB: 0 P: 4	R: 0 E: 0 K: 0 S: 3	H: 0 LOB: 0 BB: 0 P: 3	1B: 5 2B: 1 3B: 0 HR: 0	SF: 0 SAC: 1 DP: 0 HBP: 0	WP: 0 PA: 38 PB: 0 SB: 0 CS: 0
<b>PITCHER</b>	IP WLS BF H R ER SO BB IBB HBP BLK WP HR S P ERA WHIP	IP WLS BF H R ER SO BB IBB HBP BLK WP HR S P ERA WHIP																	
Gaylord Perry, R ERA: 3.02 (1, 1)	8.0 L 35 6 3 1 5 4 0 0 0 0 0 0 41 57 1.12 1.250	1.0 3 0 0 0 0 0 0 0 0 0 0 0 0 3 3 0.00 0.000																	
Lindy McDaniel, R ERA: 2.64 (9, 1)																			

Batter	1	2	3	4	5	6	7	8	9	AB	R	H	RBI	BB	SO	LOB	BOTTOM		
Tito Fuentes, S OBP: 0.276, SLG: 0.360 (1, 6)	F8			G3-6 1B		F7			HR	4	1	2	1	0	0	0	<b>Pittsburgh Pirates @ San Francisco Giants</b> Candlestick Park, San Francisco, CA Sun Sep 18 1966, 6:33 AM EDT Att: 41,981 - Unknown		
Willie McCovey, L OBP: 0.391, SLG: 0.581 (1, 3)	K			G3-6 1-2		K			F9	4	0	0	0	0	2	1			
Willie Mays, R OBP: 0.372, SLG: 0.564 (1, 8)	K					6-3			F9	2	0	0	0	0	1	0			
Ken Henderson, S OBP: 0.375, SLG: 0.429 (8, 8)	K								F9	0	0	0	0	0	0	0			
Frank Johnson, R OBP: 0.304, SLG: 0.238 (9, PH)				HBP						1	0	0	0	0	0	0			
Jim Ray Hart, R OBP: 0.331, SLG: 0.503 (1, 5)		G3		K		F4			1B	4	0	1	0	0	1	1			
Jesus Alou, R OBP: 0.276, SLG: 0.314 (1, 7)		G3				6-3			4-3	4	0	0	0	0	0	1			
Ollie Brown, R OBP: 0.294, SLG: 0.301 (1, 9)		4-3				F4			1B BB	2	0	0	0	1	0	0			
Hal Lanier, R OBP: 0.281, SLG: 0.299 (1, 4)				G3		6-3				2	0	0	0	0	0	0			
Jim Davenport, R OBP: 0.295, SLG: 0.364 (9, 4)						6-3			FC5-4 1B	1	0	1	0	0	0	0			
Bob Barton, R OBP: 0.210, SLG: 0.197 (1, 2)						5-3			F8	2	0	0	0	0	0	0			
Jack Hiatt, R OBP: 0.357, SLG: 0.385 (8, PH)										1	0	0	0	0	0	2			
Tom Haller, L OBP: 0.321, SLG: 0.453 (9, 2)										0	0	0	0	0	0	0			
Gaylord Perry, R OBP: 0.205, SLG: 0.208 (1, 1)						6-3				2	0	0	0	0	1	0			
Cap Peterson, R OBP: 0.284, SLG: 0.316 (8, PH)									FC5-4	1	0	0	0	0	0	2			
Lindy McDaniel, R OBP: 0.059, SLG: 0.059 (9, 1)						K			1-2	0	0	0	0	0	0	0			
<b>Inning Stats</b>	R: 0 E: 0 K: 2 S: 7	H: 0 LOB: 0 BB: 0 P: 7	R: 0 E: 0 K: 0 S: 3	H: 0 LOB: 0 BB: 0 P: 3	R: 0 E: 0 K: 0 S: 3	H: 0 LOB: 0 BB: 0 P: 3	R: 0 E: 0 K: 1 S: 5	H: 1 LOB: 1 BB: 0 P: 6	R: 0 E: 0 K: 0 S: 3	H: 0 LOB: 0 BB: 0 P: 3	R: 0 E: 0 K: 1 S: 5	H: 0 LOB: 0 BB: 0 P: 5	R: 0 E: 0 K: 0 S: 4	H: 1 LOB: 2 BB: 1 P: 8	R: 1 E: 0 K: 0 S: 5	H: 2 LOB: 1 BB: 0 P: 5	1B: 3 2B: 0 3B: 0 HR: 1	SF: 0 SAC: 0 DP: 1 HBP: 1	WP: 0 PA: 32 PB: 0 SB: 0 CS: 0
<b>PITCHER</b>	IP WLS BF H R ER SO BB IBB HBP BLK WP HR S P ERA WHIP	IP WLS BF H R ER SO BB IBB HBP BLK WP HR S P ERA WHIP																	
Woodie Fryman, L ERA: 3.44 (1, 1)	9.0 W 32 4 1 1 5 1 0 1 0 0 1 40 45 1.00 0.556																		

AB 33  
R 3  
H 6  
RBI 1  
BB 4  
SO 5  
LOB 13



AB 30  
R 1  
H 4  
RBI 1  
BB 1  
SO 5  
LOB 7





Batter	1	2	3	4	5	6	7	8	9	10	11	AB	R	H	RBI	BB	SO	LOB	TOP																	
Matty Alou, L OBP: 0.376, SLG: 0.424 (1, 8)	5-3 ①			5-3 ①		HBP		F9 ②		K ②	CS 1B ②	5	0	1	0	0	1	4																		
Gene Alley, R OBP: 0.337, SLG: 0.427 (1, 6)	G6-3 1B ①			E6 CS ①		F4 ③		6-3 ③		4-3 ③	CS ③	5	0	1	0	0	0	5																		
Roberto Clemente, R OBP: 0.368, SLG: 0.537 (1, 9)	G6-3 1-2 ②			F4 1-2 ②					4-3 ①		HR ①	4	2	1	1	1	0	2																		
Willie Stargell, L OBP: 0.384, SLG: 0.592 (1, 7)									4-3 ①		HR ①	5	1	2	0	0	2	1																		
Donn Clendenon, R OBP: 0.355, SLG: 0.494 (1, 3)									4-3 ①		HR ①	5	1	1	0	0	1	2																		
Bill Mazeroski, R OBP: 0.337, SLG: 0.407 (1, 4)									4-3 ①		HR ①	4	1	2	1	1	1	1																		
Bob Bailey, R OBP: 0.364, SLG: 0.450 (1, 5)									4-3 ①		HR ①	5	1	1	1	4	0	1																		
Jesse Gonder, L OBP: 0.290, SLG: 0.398 (1, 2)									4-3 ①		HR ①	4	0	1	0	0	2	0																		
George Spriggs, L (10, PR)									4-3 ①		HR ①	0	0	0	0	0	0	0																		
Jerry May, R OBP: 0.296, SLG: 0.392 (10, 2)									4-3 ①		HR ①	1	0	0	0	0	0	0																		
Bob Veale, S OBP: 0.189, SLG: 0.183 (1, 1)									4-3 ①		HR ①	2	0	0	0	1	0	0																		
Jerry Lynch, L OBP: 0.288, SLG: 0.288 (10, PH)									4-3 ①		HR ①	0	0	0	0	1	0	0																		
Don Bosch, S (10, PR)									4-3 ①		HR ①	0	0	0	0	0	0	0																		
Pete Mikkelsen, R OBP: 0.222, SLG: 0.176 (10, 1)									4-3 ①		HR ①	1	0	0	0	0	1	0																		
<b>Inning Stats</b>	R: 0 E: 0 K: 0 S: 3	H: 1 LOB: 0 BB: 0 P: 3	R: 0 E: 0 K: 1 S: 5	H: 0 LOB: 0 BB: 0 P: 5	R: 0 E: 0 K: 1 S: 5	H: 0 LOB: 0 BB: 0 P: 5	R: 0 E: 1 K: 0 S: 3	H: 0 LOB: 0 BB: 0 P: 3	R: 0 E: 1 K: 0 S: 8	H: 0 LOB: 1 BB: 0 P: 4	R: 1 E: 1 K: 1 S: 6	H: 1 LOB: 1 BB: 1 P: 10	R: 0 E: 0 K: 1 S: 5	H: 1 LOB: 0 BB: 0 P: 3	R: 0 E: 0 K: 2 S: 9	H: 2 LOB: 3 BB: 1 P: 13	R: 5 E: 0 K: 1 S: 9	H: 5 LOB: 0 BB: 1 P: 13	1B: 7 2B: 2 3B: 0 HR: 2	SF: 0 SAC: 0 DP: 2 HBP: 1	WP: 0 PB: 0 SB: 1 CS: 2	PA: 47														
<b>PITCHER</b>	IP WLS BF H R ER SO BB IBB HBP BLK WP HR S P ERA WHIP																																			
Bobby Bolin, R ERA: 3.03 (1, 1)	3.0	L	17	8	5	5	3	1	1	0	0	0	2	21	29	15.00	3.000																			
Frank Linzy, R ERA: 3.0 (9, 1)	3.0	L	17	8	5	5	3	1	1	0	0	0	2	21	29	15.00	3.000																			

Pittsburgh Pirates @ San Francisco Giants  
Candlestick Park, San Francisco, CA  
Mon Sep 19 1966, 6:33 AM EDT  
Att: 12,871 - Unknown

AB	41
R	6
H	10
RBI	6
BB	4
SO	9
LOB	18



Batter	1	2	3	4	5	6	7	8	9	10	11	AB	R	H	RBI	BB	SO	LOB	BOTTOM																	
Tito Fuentes, S OBP: 0.273, SLG: 0.357 (1, 6)	F9 ①											5	0	0	0	0	1	0																		
Frank Johnson, R OBP: 0.290, SLG: 0.192 (1, 8)	6-3 ②											5	0	0	0	0	1	0																		
Jim Ray Hart, R OBP: 0.332, SLG: 0.501 (1, 5)	5-3 ③											4	0	1	0	1	1	0																		
Jack Hiatt, R OBP: 0.389, SLG: 0.438 (1, 3)												3	0	1	0	1	0	1																		
Don Mason, L OBP: 0.153, SLG: 0.250 (9, PR)												0	1	0	0	0	0	0																		
Willie McCovey, L OBP: 0.391, SLG: 0.580 (10, 3)												1	0	0	0	0	0	0																		
Jesus Alou, R OBP: 0.272, SLG: 0.310 (1, 7)												5	0	0	0	0	1	4																		
Ollie Brown, R OBP: 0.287, SLG: 0.300 (1, 9)												1	0	0	0	2	0	2																		
Willie Mays, R OBP: 0.373, SLG: 0.565 (9, PH)												1	0	1	1	0	0	0																		
Ken Henderson, S OBP: 0.375, SLG: 0.429 (9, PR)												0	0	0	0	0	0	0																		
Hal Lanier, R OBP: 0.280, SLG: 0.298 (1, 4)												2	0	0	0	0	0	4																		
Jim Davenport, R OBP: 0.296, SLG: 0.365 (7, PH)												2	0	1	0	0	0	1																		
Bob Barton, R OBP: 0.200, SLG: 0.188 (1, 2)												4	0	0	0	0	0	5																		
Bobby Bolin, R ERA: 3.22 (1, 1)												2	0	0	0	0	0	0																		
Cap Peterson, R OBP: 0.282, SLG: 0.314 (8, PH)												1	0	0	0	0	1	0																		
Frank Linzy, R OBP: 0.150, SLG: 0.250 (9, 1)												1	0	0	0	0	1	0																		
<b>Inning Stats</b>	R: 0 E: 0 K: 0 S: 3	H: 0 LOB: 0 BB: 0 P: 3	R: 0 E: 0 K: 0 S: 4	H: 1 LOB: 2 BB: 1 P: 8	R: 0 E: 0 K: 0 S: 3	H: 0 LOB: 0 BB: 0 P: 3	R: 0 E: 0 K: 1 S: 5	H: 0 LOB: 2 BB: 2 P: 13	R: 0 E: 0 K: 0 S: 3	H: 0 LOB: 0 BB: 0 P: 3	R: 0 E: 0 K: 0 S: 7	H: 0 LOB: 0 BB: 0 P: 7	R: 1 E: 1 K: 0 S: 6	H: 3 LOB: 2 BB: 0 P: 6	R: 0 E: 0 K: 2 S: 7	H: 0 LOB: 0 BB: 0 P: 7	R: 0 E: 0 K: 1 S: 5	H: 0 LOB: 0 BB: 0 P: 5	1B: 3 2B: 1 3B: 0 HR: 0	SF: 0 SAC: 0 DP: 0 HBP: 0	WP: 0 PB: 0 SB: 0 CS: 0	PA: 41														
<b>PITCHER</b>	IP WLS BF H R ER SO BB IBB HBP BLK WP HR S P ERA WHIP																																			
Bobby Bolin, R ERA: 3.22 (1, 1)	9.0											0	0	0	0	0	0	0																		
Pete Mikkelsen, R ERA: 3.08 (10, 1)	2.0	W	6	0	0	0	3	0	0	0	0	0	0	12	12	0.00	0.000																			

Pittsburgh Pirates @ San Francisco Giants  
Candlestick Park, San Francisco, CA  
Mon Sep 19 1966, 6:33 AM EDT  
Att: 12,871 - Unknown

AB	37
R	1
H	4
RBI	1
BB	4
SO	6
LOB	17





Batter	1	2	3	4	5	6	7	8	9	AB	R	H	RBI	BB	SO	LOB	TOP										
Matty Alou, L OBP: 0.377, SLG: 0.424 (1, 8)	F4		E5 6-3 E 1B			SH3-4 1B 1B	5-3		6-3	5	2	2	0	0	0	0											
Gene Alley, R OBP: 0.337, SLG: 0.425 (1, 6)	F9		6-3			SH3-4			4-3	4	1	1	0	0	0	1											
Roberto Clemente, R OBP: 0.366, SLG: 0.537 (1, 9)	1B 2B		E1 WP BB			CS 1B	6-3		4-3	5	1	2	1	0	0	1											
Willie Stargell, L OBP: 0.387, SLG: 0.593 (1, 7)	FC6-4 2H 1B		3H 4-0 1-2 BB			CS 1B	FC6-4 1B			3	0	2	2	1	1	1											
Donn Clendenon, R OBP: 0.354, SLG: 0.498 (1, 3)	FC6-4 1-2 1B		6-3				FC6-4 1B			4	1	1	1	0	0	4											
Bill Mazaroski, R OBP: 0.300, SLG: 0.404 (1, 4)		F8							F8	4	0	0	0	0	0	0											
Bob Bailey, R OBP: 0.366, SLG: 0.449 (1, 5)		5-3				BB 1B			K	3	0	1	0	1	1	0											
Jesse Gonder, L OBP: 0.289, SLG: 0.417 (1, 2)		4-3				F5			K	4	1	1	1	0	1	2											
Vern Law, R OBP: 0.279, SLG: 0.338 (1, 1)			6-3			F9			F3	4	0	0	0	0	0	2											
<b>Inning Stats</b>	R: 1 E: 0 K: 0 S: 5	H: 2 LOB: 1 BB: 0 P: 5	R: 0 E: 0 K: 0 S: 3	H: 0 LOB: 0 BB: 0 P: 3	R: 1 E: 2 K: 0 S: 5	H: 1 LOB: 2 BB: 1 P: 9	R: 0 E: 0 K: 0 S: 3	H: 0 LOB: 1 BB: 1 P: 7	R: 1 E: 0 K: 1 S: 6	H: 2 LOB: 1 BB: 0 P: 6	R: 1 E: 0 K: 0 S: 5	H: 2 LOB: 1 BB: 0 P: 5	R: 1 E: 0 K: 0 S: 6	H: 1 LOB: 0 BB: 0 P: 6	R: 0 E: 0 K: 0 S: 3	H: 0 LOB: 0 BB: 0 P: 3	1B: 7 2B: 2 3B: 0 HR: 2	SF: 0 SAC: 1 DP: 1 HBP: 0	WP: 1 PB: 0 SB: 0 CS: 1	PA: 39							
<b>PITCHER</b>	IP	WLS	BF	H	R	ER	SO	BB	IBB	HBP	BLK	WP	HR	S	P	ERA	WHIP										
Ron Herbel, R ERA: 4.16 (1, 1)	4.1	L	21	5	3	2	0	2	0	0	0	1	0	19	27	4.15	1.615										
Lindy McDaniel, R ERA: 2.94 (5, 1)	2.2		11	4	2	2	2	0	0	0	0	0	1	15	15	6.75	1.500										
Bob Priddy, R ERA: 3.94 (8, 1)	2.0		7	1	1	1	1	0	0	0	0	0	1	9	9	4.50	0.500										

Pittsburgh Pirates @ San Francisco Giants  
Candlestick Park, San Francisco, CA  
Tue Sep 20 1966, 10:05 PM EDT  
Att: 30,187 - Unknown

AB 36  
R 6  
H 10  
RBI 5  
BB 2  
SO 3  
LOB 11



Batter	1	2	3	4	5	6	7	8	9	AB	R	H	RBI	BB	SO	LOB	BOTTOM										
Tito Fuentes, S OBP: 0.271, SLG: 0.354 (1, 6)	F6		K						1-3	4	0	0	0	0	1	1											
Ken Henderson, S OBP: 0.393, SLG: 0.440 (1, 8)	FC1-4 1B		F9						G2-6-3 1B	4	0	2	0	0	1	1											
Willie Mays, R OBP: 0.374, SLG: 0.565 (1, 9)	FC1-4 1-2 1B								G2-6-3 1-2 1B	3	0	2	0	0	0	1											
Ollie Brown, R OBP: 0.296, SLG: 0.299 (7, 9)	BB 1-2 1B		6-3						F6	1	0	0	0	0	0	1											
Willie McCovey, L OBP: 0.389, SLG: 0.576 (1, 3)	BB 1-2 BB		6-3						F7-3 1-2 1B	3	0	0	0	1	0	3											
Jim Ray Hart, R OBP: 0.333, SLG: 0.501 (1, 5)	K								F7-3 1B	4	0	2	0	0	1	2											
Jesus Alou, R OBP: 0.275, SLG: 0.310 (1, 7)									F8	3	0	1	0	0	0	1											
Tom Haller, L OBP: 0.321, SLG: 0.451 (1, 2)									F7 1-2 1B	4	0	1	0	0	0	3											
Hal Lanier, R OBP: 0.258, SLG: 0.296 (1, 4)									F7 1-2 1B	3	0	0	0	0	0	3											
Jack Hiatt, R OBP: 0.368, SLG: 0.412 (9, PH)	G6-4-3 1-2 1B		G6-4-3						F6	1	0	0	0	0	0	2											
Ron Herbel, R OBP: 0.051, SLG: 0.026 (1, 1)									F7	0	0	0	0	0	0	0											
Lindy McDaniel, R OBP: 0.056, SLG: 0.056 (5, 1)									F8	1	0	0	0	0	0	0											
Bob Burda, L OBP: 0.190, SLG: 0.250 (7, PH)									F8	1	0	0	0	0	0	0											
Bob Priddy, R OBP: 0.235, SLG: 0.188 (8, 1)									F8	0	0	0	0	0	0	0											
<b>Inning Stats</b>	R: 0 E: 0 K: 1 S: 6	H: 1 LOB: 2 BB: 1 P: 10	R: 0 E: 0 K: 0 S: 2	H: 0 LOB: 0 BB: 0 P: 3	R: 0 E: 1 K: 1 S: 7	H: 1 LOB: 2 BB: 0 P: 7	R: 0 E: 0 K: 0 S: 4	H: 2 LOB: 1 BB: 0 P: 4	R: 0 E: 0 K: 1 S: 5	H: 0 LOB: 0 BB: 0 P: 5	R: 0 E: 0 K: 0 S: 4	H: 2 LOB: 1 BB: 0 P: 4	R: 0 E: 0 K: 0 S: 3	H: 0 LOB: 0 BB: 0 P: 3	R: 0 E: 1 K: 0 S: 5	H: 1 LOB: 2 BB: 0 P: 5	1B: 8 2B: 1 3B: 0 HR: 0	SF: 0 SAC: 0 DP: 4 HBP: 1	WP: 0 PB: 0 SB: 0 CS: 0	PA: 35							
<b>PITCHER</b>	IP	WLS	BF	H	R	ER	SO	BB	IBB	HBP	BLK	WP	HR	S	P	ERA	WHIP										
Vern Law, R ERA: 4.0 (1, 1)	9.0	W	35	8	0	0	3	1	0	1	0	0	0	39	44	0.00	1.000										

Pittsburgh Pirates @ San Francisco Giants  
Candlestick Park, San Francisco, CA  
Tue Sep 20 1966, 10:05 PM EDT  
Att: 30,187 - Unknown

AB 32  
R 0  
H 8  
RBI 0  
BB 1  
SO 3  
LOB 18





Batter	1	2	3	4	5	6	7	8	9	AB	R	H	RBI	BB	SO	LOB	TOP			
Matty Alou, L OBP: 0.376, SLG: 0.423 (1, 8)										4	0	1	0	0	0	0	<b>Pittsburgh Pirates @ San Francisco Giants</b> Candlestick Park, San Francisco, CA Wed Sep 21 1966, 6:33 AM EDT Att: 15,338 - Unknown			
Gene Alley, R OBP: 0.339, SLG: 0.429 (1, 6)										3	1	2	0	0	0	0				
Roberto Clemente, R OBP: 0.363, SLG: 0.535 (1, 9)										4	1	1	0	0	3	2				
Willie Stargell, L OBP: 0.386, SLG: 0.589 (1, 7)										3	2	0	0	1	0	3				
Donn Clendenon, R OBP: 0.353, SLG: 0.502 (1, 3)										4	1	1	3	0	0	2				
Bill Mazaroski, R OBP: 0.301, SLG: 0.405 (1, 4)										4	0	2	1	0	1	0				
Bob Bailey, R OBP: 0.362, SLG: 0.443 Jose Pagan, R OBP: 0.295, SLG: 0.374 (9, 5)										4	0	0	0	0	1	2				
Jesse Gonder, L OBP: 0.283, SLG: 0.407 (1, 2)										3	0	0	0	0	0	0				
Tommye Sisk, R OBP: 0.170, SLG: 0.102 Pete Mikkelsen, R OBP: 0.211, SLG: 0.167 Roy Face, R (8, 1)										2	0	0	0	0	2	0				
<b>Inning Stats</b>	R: 0 E: 0 K: 1 S: 6	H: 1 LOB: 1 BB: 0 P: 6	R: 0 E: 0 K: 1 S: 5	H: 0 LOB: 0 BB: 0 P: 5	R: 0 E: 0 K: 1 S: 5	H: 0 LOB: 0 BB: 0 P: 5	R: 0 E: 0 K: 0 S: 3	H: 1 LOB: 0 BB: 0 P: 3	R: 0 E: 0 K: 1 S: 5	H: 0 LOB: 0 BB: 0 P: 5	R: 3 E: 0 K: 1 S: 7	H: 2 LOB: 1 BB: 1 P: 11	R: 0 E: 0 K: 1 S: 5	H: 0 LOB: 0 BB: 0 P: 5	R: 2 E: 1 K: 1 S: 8	H: 3 LOB: 1 BB: 0 P: 8		1B: 5 2B: 1 3B: 0 HR: 1	SF: 0 SAC: 1 DP: 1 HBP: 0	WP: 0 PB: 0 SB: 1 CS: 0
<b>PITCHER</b> Juan Marichal, R ERA: 2.18 (1, 1)	IP: 9.0 WLS: W BF: 34 H: 7 R: 5 ER: 4 SO: 8 BB: 0 IBB: 1 HBP: 0 BLK: 0 WP: 0 HR: 1 S: 49 P: 53 ERA: 4.00 WHIP: 0.778															<b>PITCHER</b> IP: 9.0 WLS: W BF: 34 H: 7 R: 5 ER: 4 SO: 8 BB: 0 IBB: 1 HBP: 0 BLK: 0 WP: 0 HR: 1 S: 49 P: 53 ERA: 4.00 WHIP: 0.778				


AB	32
R	5
H	7
RBI	4
BB	1
SO	8
LOB	9




Batter	1	2	3	4	5	6	7	8	9	AB	R	H	RBI	BB	SO	LOB	BOTTOM			
Tito Fuentes, S OBP: 0.269, SLG: 0.352 Jack Hiatt, R OBP: 0.400, SLG: 0.412 Bob Priddy, R OBP: 0.235, SLG: 0.188 Jim Davenport, R OBP: 0.296, SLG: 0.365 (9, 6)										3	0	0	0	0	0	0	<b>Pittsburgh Pirates @ San Francisco Giants</b> Candlestick Park, San Francisco, CA Wed Sep 21 1966, 6:33 AM EDT Att: 15,338 - Unknown			
Ken Henderson, S OBP: 0.375, SLG: 0.517 (1, 9)										4	1	1	1	0	1	2				
Willie Mays, R OBP: 0.375, SLG: 0.565 (1, 8)										4	1	2	0	0	1	0				
Willie McCovey, L OBP: 0.388, SLG: 0.573 (1, 3)										3	0	0	1	1	1	2				
Jim Ray Hart, R OBP: 0.331, SLG: 0.497 (1, 5)										4	0	0	0	0	1	4				
Jesus Alou, R OBP: 0.277, SLG: 0.312 (1, 7)										4	1	2	1	0	0	0				
Tom Haller, L OBP: 0.320, SLG: 0.456 (1, 2)										4	1	1	2	0	0	1				
Hal Lanier, R OBP: 0.257, SLG: 0.294 Bob Burda, L OBP: 0.205, SLG: 0.250 Don Mason, L OBP: 0.120, SLG: 0.240 (9, 4)											2	0	0	0	1	0				
Juan Marichal, R OBP: 0.255, SLG: 0.314 (1, 1)											3	1	1	1	0	0				
<b>Inning Stats</b>	R: 0 E: 0 K: 1 S: 5	H: 0 LOB: 0 BB: 0 P: 5	R: 0 E: 0 K: 0 S: 3	H: 0 LOB: 0 BB: 0 P: 3	R: 0 E: 0 K: 1 S: 5	H: 0 LOB: 0 BB: 0 P: 5	R: 0 E: 1 K: 1 S: 6	H: 0 LOB: 1 BB: 0 P: 6	R: 0 E: 0 K: 0 S: 3	H: 0 LOB: 0 BB: 0 P: 3	R: 2 E: 0 K: 0 S: 6	H: 3 LOB: 1 BB: 0 P: 6	R: 1 E: 0 K: 2 S: 8	H: 1 LOB: 3 BB: 3 P: 20	R: 3 E: 0 K: 0 S: 4	H: 3 LOB: 0 BB: 0 P: 4		1B: 4 2B: 0 3B: 0 HR: 3	SF: 0 SAC: 1 DP: 0 HBP: 0	WP: 0 PB: 0 SB: 0 CS: 0
<b>PITCHER</b> Tommye Sisk, R ERA: 4.16 Pete Mikkelsen, R ERA: 3.13 Roy Face, R ERA: 2.74 (7, 1)	IP: 1.0 WLS: L BF: 5 H: 3 R: 3 ER: 3 SO: 1 BB: 0 IBB: 0 HBP: 0 BLK: 0 WP: 0 HR: 1 S: 6 P: 18 ERA: 9.00 WHIP: 4.000															<b>PITCHER</b> IP: 1.0 WLS: L BF: 5 H: 3 R: 3 ER: 3 SO: 1 BB: 0 IBB: 0 HBP: 0 BLK: 0 WP: 0 HR: 1 S: 6 P: 18 ERA: 9.00 WHIP: 4.000				





Batter	1	2	3	4	5	6	7	8	9	10	11	12	13	AB R H RBI BB SO LOB	TOP														
<b>Tito Fuentes, S</b> OBP: 0.270, SLG: 0.352 (1.6)	F4		6-3			SH5-4 1B		F6		FC1-6 1B			1-3	6 0 2 0 0 0 1	<b>San Francisco Giants @ Houston Astros</b> Astrodome, Houston, TX Sat Sep 24 1966, 4:33 AM EDT Att. 31,173 - Unknown  <b>livebaseballscores.com</b>  <b>AB 50</b> <b>R 9</b> <b>H 18</b> <b>RBI 8</b> <b>BB 1</b> <b>SO 8</b> <b>LOB 17</b>  														
<b>Frank Johnson, R</b> OBP: 0.242, SLG: 0.194 (1.9)	F8		4-3			SH5-4 1-2		K		FC1-6 1-2			3B 1B	5 1 1 0 0 1 2															
<b>Wille McCovey, L</b> OBP: 0.390, SLG: 0.578 (1.3)													2B 3B	6 2 3 1 0 3 1															
<b>Jack Hiatt, R</b> OBP: 0.400, SLG: 0.412 (13.3)	K					FC6-4 2-H 1-2							2B 3B	0 0 0 0 0 0 0															
<b>Wille Mays, R</b> OBP: 0.376, SLG: 0.569 (1.8)		K				FC6-4 1-2							2B BB	5 2 2 2 1 1 1															
<b>Jim Ray Hart, R</b> OBP: 0.332, SLG: 0.501 (1.5)	F7		G6-4-3			FC4-6 1-2							1B 2B	6 2 3 2 0 0 1															
<b>Jesus Alou, R</b> OBP: 0.279, SLG: 0.313 (1.7)	F8												1B E 1B	5 1 2 1 0 0 2															
<b>Hal Lanier, R</b> OBP: 0.256, SLG: 0.295 (9, PH)													E7 1B	3 1 1 0 0 1 2															
<b>Tom Haller, L</b> OBP: 0.320, SLG: 0.456 (9, 4)													CS 2B	0 0 0 1 0 0 0															
<b>Jim Davenport, R</b> OBP: 0.300, SLG: 0.372 (9, 4)													1B	2 0 2 0 0 0 0															
<b>Don Mason, L</b> OBP: 0.120, SLG: 0.240 (13, 4)			3B 1B										1B	0 0 0 0 0 0 0															
<b>Bob Barton, R</b> OBP: 0.209, SLG: 0.221 (1, 2)			1-H 3B										E	6 0 2 1 0 0 3															
<b>Gaylord Perry, R</b> OBP: 0.194, SLG: 0.200 (8, 1)													1-3	3 0 0 0 0 0 1 2															
<b>Joe Garagiola, R</b> OBP: 0.200, SLG: 0.200 (16, PH)													2-3	0 0 0 0 0 0 0															
<b>Bob Berg, R</b> OBP: 0.200, SLG: 0.200 (16, PH)													3-H	1 0 0 0 0 0 0															
<b>Bill Henry, L</b> OBP: 0.276, SLG: 0.250 (11, 1)														1 0 0 0 0 0 0															
<b>Frank Linzy, R</b> OBP: 0.276, SLG: 0.250 (11, 1)														1 0 0 0 0 0 0															
<b>Lindy McDaniel, R</b> OBP: 0.190, SLG: 0.200 (12, PH)														1 0 0 0 0 0 1															
<b>Ozzie Neron, R</b> OBP: 0.190, SLG: 0.200 (12, PH)														1 0 0 0 0 0 1															
<b>Bob Priddy, R</b> OBP: 0.190, SLG: 0.200 (12, PH)														1 0 0 0 0 0 1															
<b>Inning Stats</b>	R: 0 E: 0 K: 1 S: 5	H: 0 LOB: 0 BB: 0 P: 5	R: 0 E: 0 K: 1 S: 5	H: 0 LOB: 0 BB: 0 P: 5	R: 1 E: 0 K: 1 S: 7	H: 2 LOB: 1 BB: 0 P: 7	R: 0 E: 0 K: 1 S: 5	H: 1 LOB: 0 BB: 0 P: 5	R: 0 E: 0 K: 0 S: 4	H: 2 LOB: 1 BB: 0 P: 4	R: 0 E: 0 K: 0 S: 5	H: 0 LOB: 0 BB: 0 P: 5	R: 3 E: 0 K: 0 S: 6	H: 3 LOB: 0 BB: 0 P: 6	R: 0 E: 0 K: 1 S: 6	H: 1 LOB: 1 BB: 0 P: 6	R: 0 E: 1 K: 0 S: 3	H: 0 LOB: 0 BB: 0 P: 3	R: 0 E: 0 K: 1 S: 5	H: 1 LOB: 1 BB: 0 P: 5	R: 5 E: 1 K: 0 S: 8	H: 5 LOB: 1 BB: 1 P: 12	1B: 11 2B: 5 3B: 2 HR: 1	SF: 1 SAC: 2 DP: 3 HBP: 0	WP: 1 PB: 0 SB: 0 CS: 2	PA: 54			
<b>PITCHER</b>	IP WLS BF H R ER SO BB IBB HBP BLK WP HR S P ERA WHIP																												
<b>Mike Cuellar, L</b> ERA: 2.17 (1, 1)	8.0	29	8	1	1	6	0	0	0	0	0	1	2	2	1.12	1.000													
<b>Claude Raymond, R</b> ERA: 3.26 (9, 1)	0.0	2	2	2	2	0	0	0	0	0	0	1	2	2	=	=													
<b>Dave Giusti, R</b> ERA: 4.07 (9, 1)	2.0	8	2	1	0	1	0	0	0	0	0	0	10	10	0.00	1.000													
<b>Chris Zachary, R</b> ERA: 3.72 (11, 1)	2.1	L	12	5	5	4	1	1	0	0	0	0	13	17	15.43	2.571													
<b>Carroll Sembera, R</b> ERA: 3.19 (13, 1)	0.2	3	1	0	0	0	0	0	0	0	0	0	3	3	0.00	1.500													

Batter	1	2	3	4	5	6	7	8	9	10	11	12	13	AB R H RBI BB SO LOB	BOTTOM														
<b>Ron Davis, R</b> OBP: 0.310, SLG: 0.341 (1.8)	K		6-3			5-3		E 3B BB		5-3		F4		5 1 0 0 1 1 0	<b>San Francisco Giants @ Houston Astros</b> Astrodome, Houston, TX Sat Sep 24 1966, 4:33 AM EDT Att. 31,173 - Unknown  <b>livebaseballscores.com</b>  <b>AB 45</b> <b>R 5</b> <b>H 8</b> <b>RBI 5</b> <b>BB 6</b> <b>SO 11</b> <b>LOB 23</b>  														
<b>Sonny Jackson, L</b> OBP: 0.336, SLG: 0.326 (1.6)	4-3		6-3			F6		FC2 3B		K			3B 1B	6 2 1 0 0 1 1															
<b>Joe Morgan, L</b> OBP: 0.415, SLG: 0.399 (1.4)	3-1		F9			CS BB		1-H 2-H SF9 3B					1B E7-1-2 BB	4 1 2 3 2 0 0															
<b>Rusty Staub, L</b> OBP: 0.349, SLG: 0.420 (1.9)						CS 1-2		1-H 2-H SF9					F7-1-2 BB	5 1 2 1 0 1 2															
<b>Chuck Harrison, R</b> OBP: 0.315, SLG: 0.378 (1, 3)						CS 1-2		E 1B		G3			F6	5 0 1 0 1 0 2															
<b>Lee Maye, L</b> OBP: 0.249 (16, PH)																													
<b>Aaron Ponder, R</b> OBP: 0.225 (16, PH)																													
<b>Bill Heath, L</b> OBP: 0.276, SLG: 0.250 (11, PH)																													
<b>Joe Garagiola, R</b> OBP: 0.276, SLG: 0.250 (11, PH)																													
<b>John Bateman, R</b> OBP: 0.317, SLG: 0.473 (1, 2)																													
<b>Ron Grand, R</b> OBP: 0.306, SLG: 0.264 (13, PH)																													
<b>Bob Aspromonte, R</b> OBP: 0.294, SLG: 0.334 (1, 5)																													
<b>Mike Cuellar, L</b> ERA: 2.17 (1, 1)	7.1	30	4	4	2	8	3	0	0	0	0	0	0	1 4		2.46	0.955												
<b>Joe Gibson, L</b> ERA: 3.67 (8, 1)	1.2	5	0	0	0	0	0	0	0	0	0	0	0	5 5	0.00	0.000													
<b>Bill Henry, L</b> ERA: 2.57 (10, 1)	1.1	5	0	0	0	2	1	0	0	0	0	0	8	12	0.00	0.750													
<b>Frank Linzy, R</b> ERA: 3.0 (11, 1)	0.0	2	1	0	0	0	0	1	0	0	0	0	1	5	=	=													
<b>Lindy McDaniel, R</b> ERA: 2.92 (11, 1)	0.2	1	0	0	0	0	0	0	0	0	0	0	1	1	0.00	0.000													
<b>Inning Stats</b>	R: 0 E: 0 K: 1 S: 5	H: 0 LOB: 0 BB: 0 P: 5	R: 1 E: 1 K: 1 S: 7	H: 2 LOB: 2 BB: 1 P: 11	R: 0 E: 0 K: 0 S: 3	H: 0 LOB: 0 BB: 0 P: 3	R: 0 E: 0 K: 1 S: 5	H: 0 LOB: 0 BB: 0 P: 5	R: 0 E: 1 K: 2 S: 9	H: 1 LOB: 2 BB: 0 P: 9	R: 3 E: 1 K: 1 S: 7	H: 1 LOB: 0 BB: 1 P: 11	R: 0 E: 0 K: 2 S: 7	H: 0 LOB: 0 BB: 0 P: 3	R: 0 E: 0 K: 2 S: 7	H: 0 LOB: 0 BB: 0 P: 7	R: 0 E: 0 K: 0 S: 3	H: 1 LOB: 2 BB: 2 P: 11	R: 0 E: 0 K: 1 S: 5	H: 1 LOB: 0 BB: 0 P: 5	R: 5 E: 1 K: 0 S: 8	H: 2 LOB: 2 BB: 1 P: 9	1B: 6 2B: 2 3B: 2 HR: 0	SF: 1 SAC: 0 DP: 2 HBP: 0	WP: 1 PB: 0 SB: 0 CS: 2	PA: 53			
<b>PITCHER</b>	IP WLS BF H R ER SO BB IBB HBP BLK WP HR S P ERA WHIP																												
<b>Bob Priddy, R</b> ERA: 3.96 (12, 1)	2.0	W	9	3	1	1	1	1	1	1	1	0	0	0	4.50	2.000													



Batter	1	2	3	4	5	6	7	8	9	AB	R	H	RBI	BB	SO	LOB	TOP										
Tito Fuentes, S (1,6) OBP: 0.272, SLG: 0.353 Cap Peterson, R (9, PH) OBP: 0.281, SLG: 0.312	6-3		FC1-6 1B		FC4-6 1B		F9		F7	4	0	2	0	0	0	0											
Jim Davenport, R (1,4) OBP: 0.299, SLG: 0.371 Hal Lanier, R (1,4) OBP: 0.258, SLG: 0.295	K		FC1-6 5-3 1-2f		FC4-6 1-2f		WP 1B			1	0	0	0	0	1	0											
Willie Mays, R (1,8) OBP: 0.376, SLG: 0.567	6-3		5-3 1-2			HR 1B			6-3 1-2	4	1	1	0	0	0	2											
Willie McCovey, L (1,3)		F9	K			HR 1H		L3		4	1	1	2	0	1	1											
Jim Ray Hart, R (1,5) OBP: 0.333, SLG: 0.500		2B 2B 1B		G1-6-3 BB		F8		1-3		3	1	1	0	1	0	0											
Jesus Alou, R (1,7) OBP: 0.276, SLG: 0.310	F9		G1-6-3 1-2f			F1		F4		4	0	0	0	0	0	2											
Tom Haller, L (1,2) OBP: 0.321, SLG: 0.458			F7					F9		4	1	2	0	0	0	0											
Ollie Brown, R (1,9) OBP: 0.297, SLG: 0.302 Len Gabrielson, L (9, PH) OBP: 0.270, SLG: 0.292 Frank Johnson, R (9, PH) OBP: 0.242, SLG: 0.194			2B 1-3 2B		5-3	F5			FC5-4 1B	3	0	1	2	0	0	1											
Bobby Bolin, R (1,1) OBP: 0.231, SLG: 0.278 Billy Hoelt, L (5,1) OBP: 0.226, SLG: 0.250 Lindy McDaniel, R (6,1) OBP: 0.249, SLG: 0.299 Bob Burdette, R (7, PH) OBP: 0.238, SLG: 0.238 Bill Henry, L (7,1) OBP: 0.195, SLG: 0.250 Frank Linzy, R (9, PH) OBP: 0.331, SLG: 0.389 Jack Hlatt, R (9, PH) OBP: 0.281, SLG: 0.389 Don Mason, R (9, PH) OBP: 0.125, SLG: 0.240	4-3		4-3			4-3		G3	FC5-4 1-2f	2	0	0	0	0	0	1											
<b>Inning Stats</b>	R: 0 E: 0 K: 1 S: 5	H: 0 LOB: 0 BB: 0 P: 5	R: 2 E: 0 K: 0 S: 6	H: 3 LOB: 1 BB: 0 P: 6	R: 0 E: 0 K: 1 S: 6	H: 1 LOB: 1 BB: 0 P: 6	R: 0 E: 0 K: 0 S: 2	H: 0 LOB: 0 BB: 1 P: 6	R: 0 E: 0 K: 0 S: 4	H: 1 LOB: 1 BB: 0 P: 4	R: 2 E: 0 K: 0 S: 6	H: 3 LOB: 1 BB: 0 P: 6	R: 0 E: 0 K: 0 S: 4	H: 1 LOB: 0 BB: 0 P: 4	R: 0 E: 0 K: 0 S: 3	H: 0 LOB: 0 BB: 0 P: 3	R: 0 E: 0 K: 0 S: 4	H: 1 LOB: 1 BB: 0 P: 4	1B: 7 2B: 2 3B: 0 HR: 1	SF: 0 SAC: 0 DP: 1 HBP: 0	WP: 1 PB: 0 SB: 1 CS: 0	PA: 37					
<b>PITCHER</b>	IP	WLS	BF	H	R	ER	SO	BB	IBB	HBP	BLK	WP	HR	S	P	ERA	WHIP										
Larry Dierker, R (1,1) ERA: 3.27	6.0	W	26	8	4	4	2	1	0	0	0	0	1	29	33	6.00	1.500										
Barry Latman, R (7,1) ERA: 2.71	3.0	S	11	2	0	0	0	0	0	0	0	1	0	11	11	0.00	0.667										

**San Francisco Giants @ Houston Astros**  
 Astrodome, Houston, TX  
 Sun Sep 25 1966, 4:33 AM EDT  
 Att: 28,925 - Unknown  
 livebaseballscores.com

AB	36
R	4
H	10
RBI	4
BB	1
SO	2
LOB	11



Batter	1	2	3	4	5	6	7	8	9	AB	R	H	RBI	BB	SO	LOB	BOTTOM										
Ron Davis, R (1,8) OBP: 0.315, SLG: 0.339	6-3				F4	1-3				4	0	1	2	0	0	2											
Sonny Jackson, L (1,6) OBP: 0.338, SLG: 0.331		2H 3H 1B	F7			2B 2B			SH2-4 1B	4	2	3	0	0	0	1											
Joe Morgan, L (1,4) OBP: 0.415, SLG: 0.401	K		F4			2H 2B			SH2-4	3	0	1	1	0	1	1											
Rusty Staub, L (1,9) OBP: 0.347, SLG: 0.417	E8		4-3		F8				F9	4	0	0	0	0	0	2											
Chuck Harrison, R (1,3) OBP: 0.313, SLG: 0.375	5-3		6-3			6-3			F7	4	0	0	0	0	0	2											
Lee Maye, L (1,7) OBP: 0.310, SLG: 0.406 Aaron Pointer, R (6, PH) OBP: 0.522, SLG: 0.412		E3 2B 1B		K		1B 1B			G1-4-3 BB	2	1	0	0	0	1	0											
Bill Heath, L (1,2) OBP: 0.366, SLG: 0.363		F4		F8		1B 1B			F8	4	0	1	0	0	0	2											
Bob Aspromonte, R (1,5) OBP: 0.294, SLG: 0.333		F4		1-3					G1-4-3	4	0	1	1	0	0	2											
Larry Dierker, R (1,1) OBP: 0.167, SLG: 0.231 Joe Gaines, R (6, PH) OBP: 0.214, SLG: 0.154					F4				K	2	1	1	0	0	0	0											
<b>Inning Stats</b>	R: 1 E: 1 K: 1 S: 7	H: 1 LOB: 1 BB: 0 P: 7	R: 2 E: 1 K: 0 S: 6	H: 2 LOB: 1 BB: 0 P: 6	R: 0 E: 0 K: 1 S: 5	H: 0 LOB: 0 BB: 0 P: 5	R: 0 E: 0 K: 1 S: 5	H: 0 LOB: 0 BB: 0 P: 5	R: 1 E: 0 K: 0 S: 5	H: 2 LOB: 1 BB: 0 P: 5	R: 1 E: 0 K: 1 S: 8	H: 3 LOB: 2 BB: 0 P: 8	R: 0 E: 0 K: 0 S: 4	H: 1 LOB: 1 BB: 0 P: 4	R: 0 E: 0 K: 0 S: 2	H: 0 LOB: 0 BB: 1 P: 6	1B: 6 2B: 3 3B: 0 HR: 0	SF: 0 SAC: 1 DP: 1 HBP: 0	WP: 0 PB: 0 SB: 1 CS: 0	PA: 35							
<b>PITCHER</b>	IP	WLS	BF	H	R	ER	SO	BB	IBB	HBP	BLK	WP	HR	S	P	ERA	WHIP										
Bobby Bolin, R (1,1) ERA: 3.01	4.2	L	4	2	1	1	0	0	0	0	0	0	0	4	4	13.50	3.000										
Billy Hoelt, L (5,1) ERA: 4.54	0.2		3	1	0	0	1	0	0	0	0	0	0	5	5	0.00	1.500										
Lindy McDaniel, R (6,1) ERA: 2.9	0.2		3	1	0	0	0	0	0	0	0	0	0	3	3	0.00	1.500										
Bill Henry, L (7,1) ERA: 2.49	0.2		4	0	0	0	0	1	0	0	0	0	0	3	7	0.00	0.750										
Frank Linzy, R (7,1) ERA: 2.99	1.1		4	0	0	0	0	1	0	0	0	0	0	3	7	0.00	0.750										

**San Francisco Giants @ Houston Astros**  
 Astrodome, Houston, TX  
 Sun Sep 25 1966, 4:33 AM EDT  
 Att: 28,925 - Unknown  
 livebaseballscores.com

AB	33
R	5
H	9
RBI	4
BB	1
SO	3
LOB	14





Batter	1	2	3	4	5	6	7	8	9	AB	R	H	RBI	BB	SO	LOB	TOP								
<b>Tito Fuentes, S</b> OBP: 0.275, SLG: 0.355 (1, 6)										5	1	3	1	0	0	1	<b>San Francisco Giants @ Atlanta Braves</b> Atlanta Stadium, Atlanta, GA Mon Sep 26 1966, 7:05 PM EDT Att: 17,055 - Unknown								
<b>Tom Haller, L</b> OBP: 0.322, SLG: 0.464 (1, 2)										5	1	2	3	0	1	1									
<b>Willie Mays, R</b> OBP: 0.374, SLG: 0.562 (1, 8)										4	1	0	0	1	0	3									
<b>Willie McCovey, L</b> OBP: 0.389, SLG: 0.585 (1, 3)										4	1	1	2	1	1	0									
<b>Jim Ray Hart, R</b> OBP: 0.336, SLG: 0.503 (1, 5)										5	0	3	0	0	0	2									
<b>Jesus Alou, R</b> OBP: 0.275, SLG: 0.308 (1, 9) (8, 7)										5	1	1	0	0	1	4									
<b>Len Gabrielson, L</b> (1, 7)										3	1	1	0	0	0	1									
<b>Jack Hiatt, R</b> OBP: 0.381, SLG: 0.389 (8, PH)										0	0	0	0	0	0	0									
<b>Bob Burda, L</b> OBP: 0.196, SLG: 0.233 (8, PH)										1	0	0	0	0	0	2									
<b>Ollie Brown, R</b> OBP: 0.297, SLG: 0.302 (8, 9)										0	0	0	0	0	0	0									
<b>Hal Lanier, R</b> OBP: 0.260, SLG: 0.295 (1, 4)										3	1	1	0	1	2	1									
<b>Juan Marichal, R</b> OBP: 0.255, SLG: 0.321 (1, 1)										4	1	1	2	0	2	2									
<b>Inning Stats</b>	R: 2 E: 0 K: 1 S: 8	H: 3 LOB: 1 BB: 0 P: 8	R: 0 E: 0 K: 0 S: 4	H: 1 LOB: 1 BB: 0 P: 4	R: 0 E: 0 K: 1 S: 5	H: 0 LOB: 2 BB: 2 P: 13	R: 3 E: 0 K: 2 S: 10	H: 3 LOB: 0 BB: 0 P: 10	R: 0 E: 0 K: 1 S: 6	H: 1 LOB: 1 BB: 0 P: 6	R: 0 E: 0 K: 2 S: 7	H: 0 LOB: 0 BB: 0 P: 7	R: 0 E: 0 K: 0 S: 3	H: 0 LOB: 0 BB: 0 P: 3	R: 3 E: 1 K: 0 S: 7	H: 5 LOB: 2 BB: 1 P: 11	R: 0 E: 0 K: 0 S: 3	H: 0 LOB: 0 BB: 0 P: 3	1B: 9 2B: 3 3B: 0 HR: 2	SF: 0 SAC: 0 DP: 1 HBP: 0	WP: 0 PB: 0 SB: 0 CS: 0	PA: 42			
<b>PITCHER</b>	IP	WLS	BF	H	R	ER	SO	BB	IBB	HBP	BLK	WP	HR	S	P	ERA	WHIP								
<b>Ron Reed, R</b> ERA: 7.71 (1, 1)	2.1	L	13	4	2	2	2	2	0	0	0	0	1	15	23	7.71	2.571								
<b>Jay Ritchie, R</b> ERA: 2.75 (3, 1)	2.2		12	4	3	3	3	0	0	0	0	0	1	18	18	10.12	1.500								
<b>Ted Abernathy, R</b> ERA: 4.72 (6, 1)	2.0		6	0	0	0	2	0	0	0	0	0	0	10	10	0.00	0.000								
<b>Dan Schneider, L</b> ERA: 3.42 (8, 1)	0.0		2	2	2	2	0	0	0	0	0	0	0	2	2	∞	∞								
<b>Chi-Chi Olivo, R</b> ERA: 4.29 (8, 1)	1.0		6	3	1	1	0	0	1	0	0	0	0	5	9	9.00	3.000								
<b>Batter</b>	<b>1</b>	<b>2</b>	<b>3</b>	<b>4</b>	<b>5</b>	<b>6</b>	<b>7</b>	<b>8</b>	<b>9</b>	<b>AB</b>	<b>R</b>	<b>H</b>	<b>RBI</b>	<b>BB</b>	<b>SO</b>	<b>LOB</b>	<b>BOTTOM</b>								
<b>Felipe Alou, R</b> OBP: 0.365, SLG: 0.539 (1, 3)										4	1	2	2	0	0	1	<b>San Francisco Giants @ Atlanta Braves</b> Atlanta Stadium, Atlanta, GA Mon Sep 26 1966, 7:05 PM EDT Att: 17,055 - Unknown								
<b>Eddie Mathews, L</b> OBP: 0.340, SLG: 0.420 (1, 5)										4	0	0	0	0	2	3									
<b>Hank Aaron, R</b> OBP: 0.356, SLG: 0.535 (1, 9)										4	0	0	0	0	1	1									
<b>Rico Carty, R</b> OBP: 0.390, SLG: 0.467 (1, 2)										4	0	1	0	0	0	1									
<b>Mack Jones, L</b> OBP: 0.333, SLG: 0.460 (1, 8)										4	0	0	0	0	2	1									
<b>Ty Cline, L</b> OBP: 0.364, SLG: 0.319 (1, 7)										3	0	1	0	1	0	0									
<b>Denis Menke, R</b> OBP: 0.359, SLG: 0.420 (1, 6)										4	1	0	0	0	2	2									
<b>Woody Woodward, R</b> OBP: 0.250, SLG: 0.250 (1, 4)										2	0	0	0	0	2	1									
<b>Ted Abernathy, R</b> OBP: 0.250, SLG: 0.250 (7, PH)										0	0	0	0	0	0	0									
<b>Miguel de la Hoz, R</b> OBP: 0.250, SLG: 0.250 (7, PH)										1	0	0	0	0	1	1									
<b>Dan Schneider, L</b> OBP: 0.250, SLG: 0.250 (8, 1)										0	0	0	0	0	0	0									
<b>Chi-Chi Olivo, R</b> OBP: 0.250, SLG: 0.250 (8, 1)										0	0	0	0	0	0	0									
<b>Wade Blasingame, L</b> OBP: 0.250, SLG: 0.250 (8, PH)										1	0	0	0	0	1	0									
<b>George Kopacz, L</b> (8, PH)										0	0	0	0	0	0	0									
<b>Ron Reed, R</b> (1, 1)										0	0	0	0	0	0	0									
<b>Jay Ritchie, R</b> OBP: 0.500, SLG: 0.500 (3, 1)										1	0	1	0	0	0	0									
<b>Felix Millan, R</b> OBP: 0.298, SLG: 0.341 (6, 4)										2	0	1	0	0	0	0									
<b>Inning Stats</b>	R: 0 E: 1 K: 0 S: 4	H: 0 LOB: 1 BB: 0 P: 4	R: 0 E: 0 K: 3 S: 10	H: 1 LOB: 1 BB: 0 P: 10	R: 0 E: 0 K: 1 S: 6	H: 1 LOB: 1 BB: 0 P: 6	R: 0 E: 0 K: 0 S: 3	H: 0 LOB: 0 BB: 0 P: 3	R: 0 E: 0 K: 1 S: 5	H: 0 LOB: 0 BB: 0 P: 5	R: 1 E: 0 K: 3 S: 11	H: 2 LOB: 1 BB: 0 P: 11	R: 1 E: 0 K: 1 S: 7	H: 2 LOB: 2 BB: 1 P: 11	R: 0 E: 0 K: 0 S: 3	H: 0 LOB: 0 BB: 0 P: 3	R: 0 E: 0 K: 2 S: 7	H: 0 LOB: 0 BB: 0 P: 7	R: 0 E: 0 K: 0 S: 3	H: 0 LOB: 0 BB: 0 P: 3	1B: 4 2B: 1 3B: 0 HR: 1	SF: 0 SAC: 0 DP: 0 HBP: 0	WP: 0 PB: 0 SB: 1 CS: 0	PA: 35	
<b>PITCHER</b>	IP	WLS	BF	H	R	ER	SO	BB	IBB	HBP	BLK	WP	HR	S	P	ERA	WHIP								
<b>Juan Marichal, R</b> ERA: 2.17 (1, 1)	9.0	W	35	6	2	2	11	1	0	0	0	0	1	56	60	2.00	0.778								



Batter	1	2	3	4	5	6	7	8	9	AB	R	H	RBI	BB	SO	LOB	TOP										
<b>Tito Fuentes, S</b> OBP: 0.277, SLG: 0.356 (1, 6)	F8		F9			HR BB 1B	SH5-3	2H 1B		4	1	2	0	0	0	1	<b>San Francisco Giants @ Atlanta Braves</b> Atlanta Stadium, Atlanta, GA Tue Sep 27 1966, 7:05 PM EDT Att: 25,325 - Unknown										
<b>Tom Haller, L</b> OBP: 0.323, SLG: 0.465 (1, 2)	1-3		FC4-6			HR BB	1B		L7	4	2	1	1	1	0	1											
<b>Willie Mays, R</b> OBP: 0.374, SLG: 0.566 (1, 8)	F9		F9			HR	2B FC6-5		K	5	1	2	4	0	1	1											
<b>Willie McCovey, L</b> OBP: 0.391, SLG: 0.585 (1, 3)		2B BB		F8		HBP BB	2B		K	3	1	1	0	2	1	0											
<b>Jim Ray Hart, R</b> OBP: 0.335, SLG: 0.503 (1, 5)		E 1-H 2B		K		F6	FC6-5			4	0	1	1	0	1	3											
<b>Jesus Alou, R</b> OBP: 0.275, SLG: 0.307 (7, PH)	F7						3-H			2	0	0	0	0	0	1											
<b>Ollie Brown, R</b> OBP: 0.296, SLG: 0.301 (7, 9)	2-3			6-3		FC6-4 HBP	F9			1	0	0	0	0	2												
<b>Len Gabrielson, L</b> OBP: 0.275, SLG: 0.293 (1, 7)	G4-3 IBB			4-3		F4	FC5-4			3	0	1	0	1	0	2											
<b>Hal Lanier, R</b> OBP: 0.258, SLG: 0.292 (1, 4)	G4-3			F3		FC6-4	FC5-4 SH5-4			4	0	0	0	0	0	5											
<b>Ray Sadecki, L</b> OBP: 0.357, SLG: 0.634 (1, 1)						F8	SH5-3 BLK 2B		SH5-4	1	0	1	0	0	0	0											
<b>Lindy McDaniel, R</b> OBP: 0.100, SLG: 0.100 (4, 1)										2	1	1	0	0	0	0											
<b>Inning Stats</b>	R: 0 E: 0 K: 0 S: 3	H: 0 LOB: 0 BB: 0 P: 3	R: 1 E: 1 K: 0 S: 3	H: 1 LOB: 1 BB: 2 P: 11	R: 0 E: 0 K: 0 S: 4	H: 1 LOB: 1 BB: 0 P: 4	R: 0 E: 0 K: 1 S: 5	H: 0 LOB: 0 BB: 0 P: 5	R: 0 E: 0 K: 0 S: 3	H: 0 LOB: 0 BB: 0 P: 3	R: 3 E: 0 K: 0 S: 5	H: 2 LOB: 2 BB: 2 P: 14	R: 2 E: 0 K: 0 S: 7	H: 4 LOB: 2 BB: 0 P: 7	R: 0 E: 0 K: 2 S: 4	H: 2 LOB: 2 BB: 0 P: 4	R: 0 E: 0 K: 0 S: 7	H: 0 LOB: 0 BB: 0 P: 7	1B: 6 2B: 3 3B: 0 HR: 1	SF: 0 SAC: 2 DP: 1 HBP: 1	WP: 0 PB: 0 SB: 0 CS: 0	PA: 40					
<b>PITCHER</b>	IP	WLS	BF	H	R	ER	SO	BB	IBB	HBP	BLK	WP	HR	S	P	ERA	WHIP										
<b>Pat Jarvis, R</b> ERA: 2.31 (1, 1)	5.0	L	22	4	4	4	1	3	1	0	0	0	1	20	36	7.20	1.400										
<b>Clay Carroll, R</b> ERA: 2.35 (6, 1)	1.1		9	4	2	2	0	0	0	1	1	0	0	8	9	13.50	3.000										
<b>Ted Abernathy, R</b> ERA: 4.63 (7, 1)	1.2		6	2	0	0	0	0	0	0	0	0	0	6	6	0.00	1.200										
<b>Jay Ritchie, R</b> ERA: 2.67 (9, 1)	1.0		3	0	0	0	2	0	0	0	0	0	0	7	7	0.00	0.000										

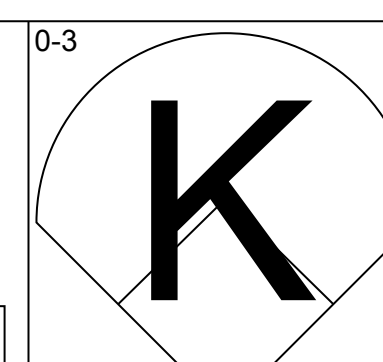
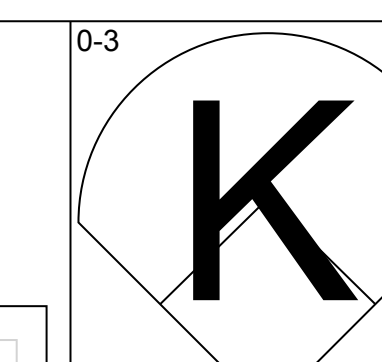
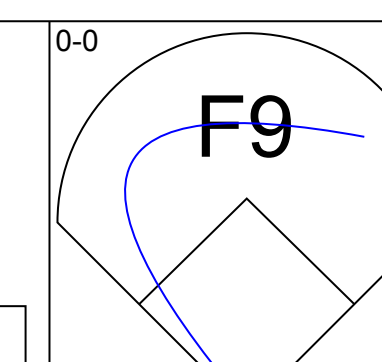
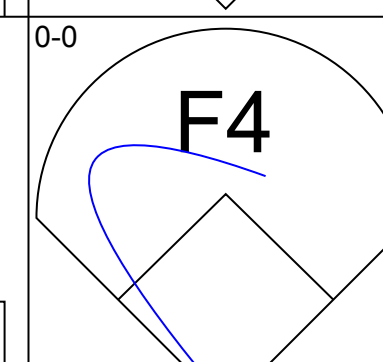
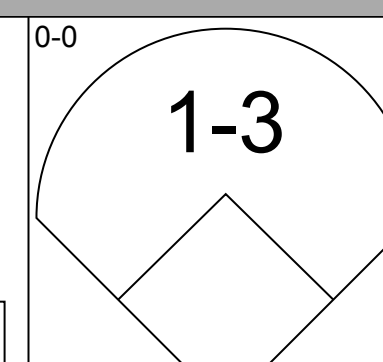
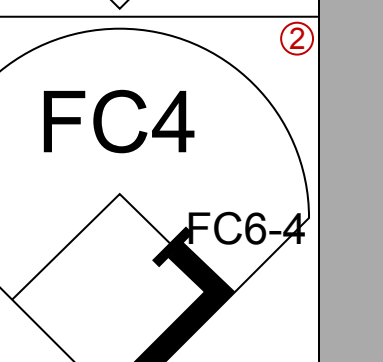
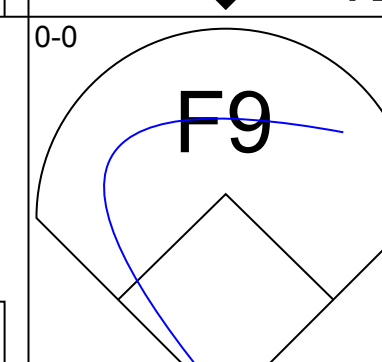
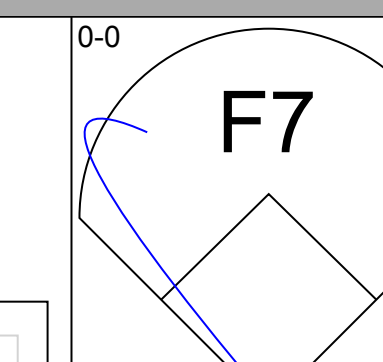
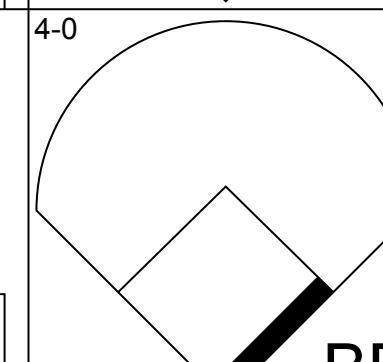
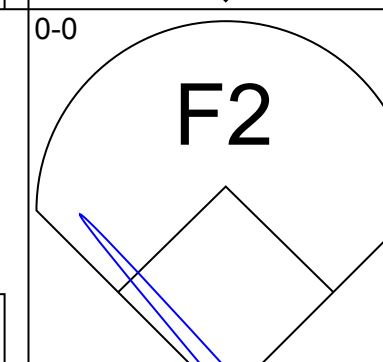
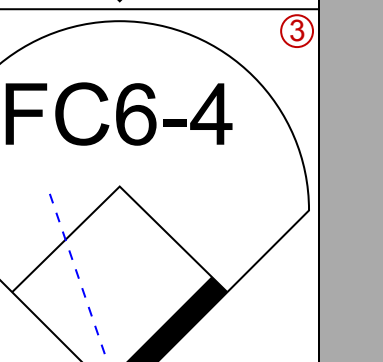
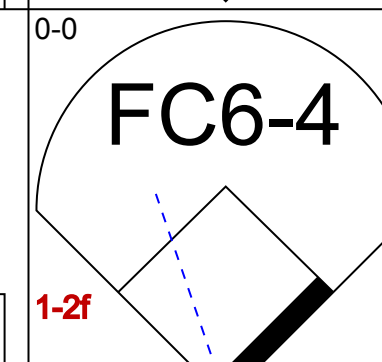
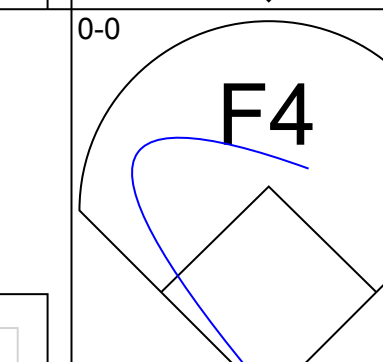
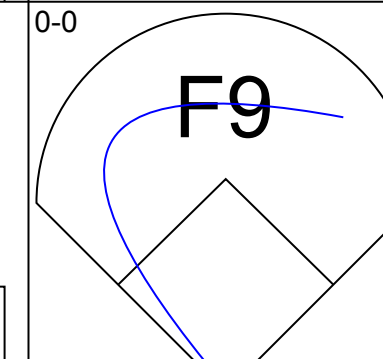
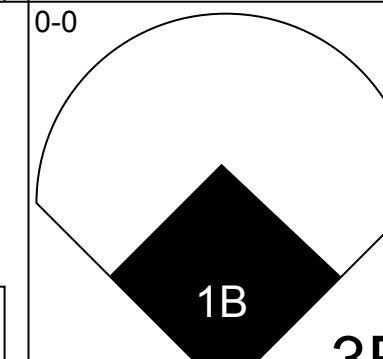
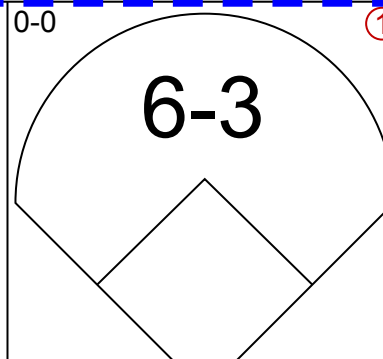
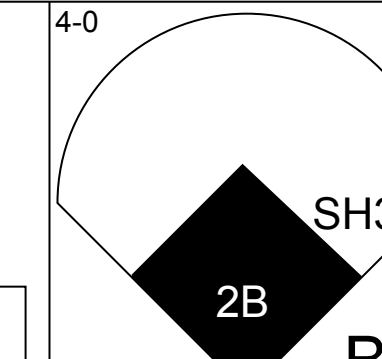
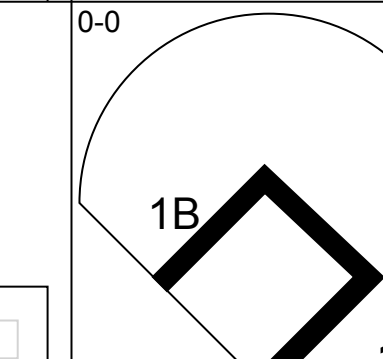
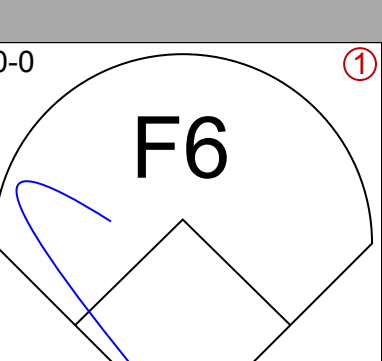
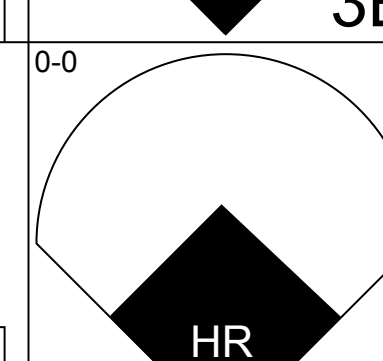
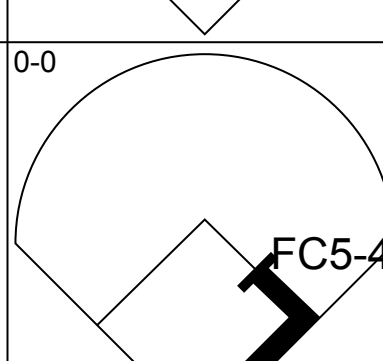
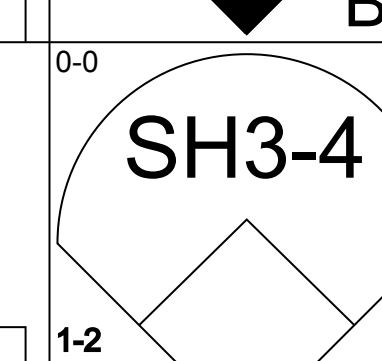
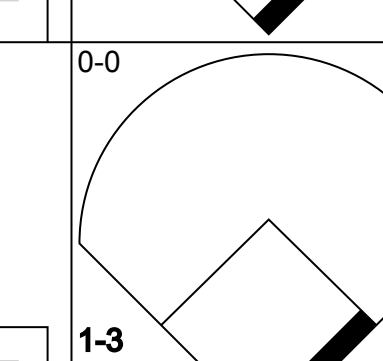
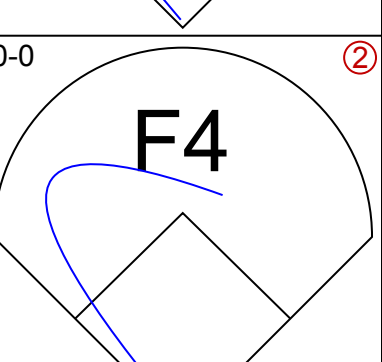
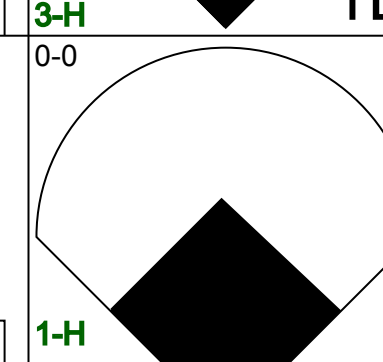
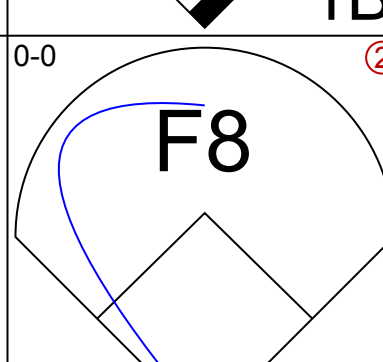
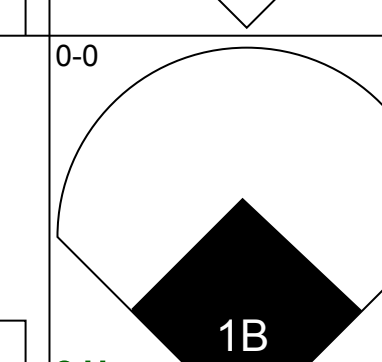
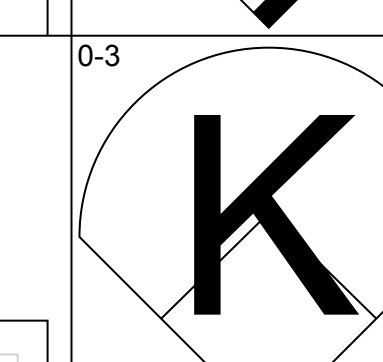
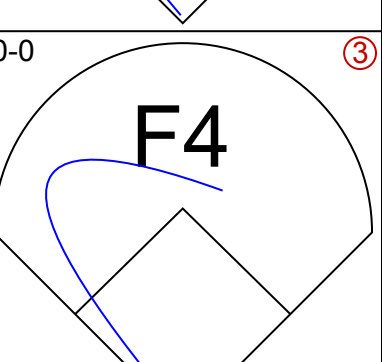
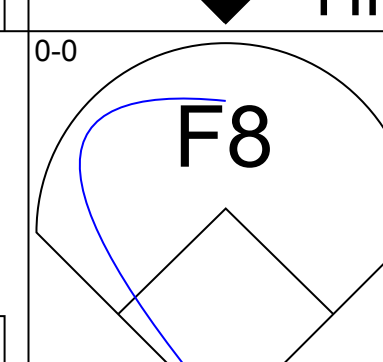
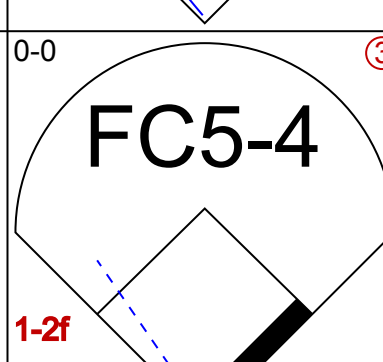
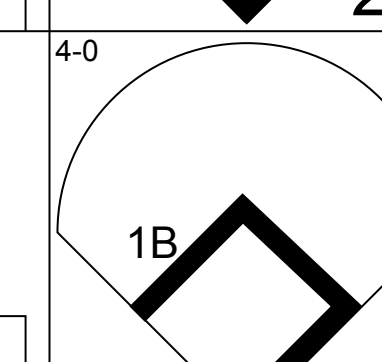
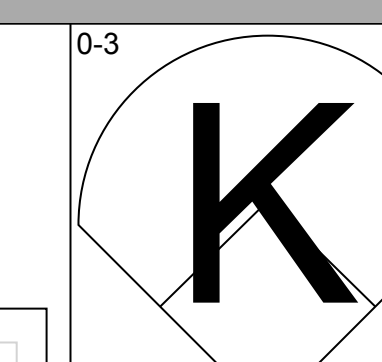
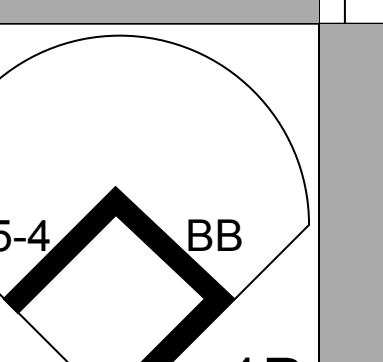
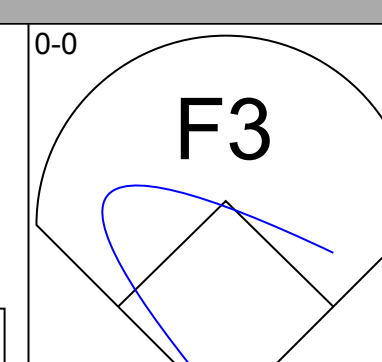

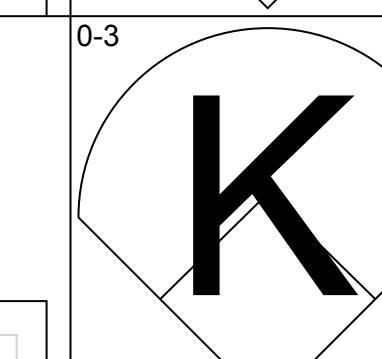
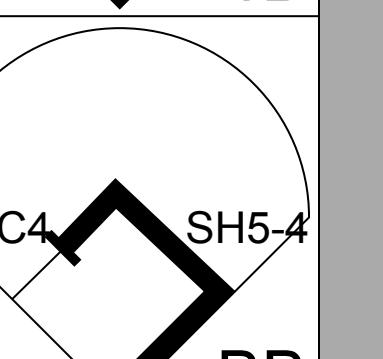
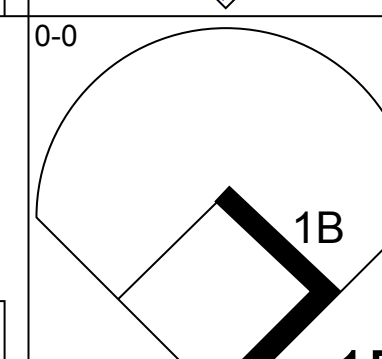

Batter	1	2	3	4	5	6	7	8	9	AB	R	H	RBI	BB	SO	LOB	BOTTOM										
<b>Felipe Alou, R</b> OBP: 0.364, SLG: 0.538 (1, 3)	6-3			1B HR	K			F8		4	1	1	0	0	1	0	<b>San Francisco Giants @ Atlanta Braves</b> Atlanta Stadium, Atlanta, GA Tue Sep 27 1966, 7:05 PM EDT Att: 25,325 - Unknown										
<b>Eddie Mathews, L</b> OBP: 0.341, SLG: 0.419 (1, 5)	F9			HR		4-1				3	1	1	0	1	0	0											
<b>Hank Aaron, R</b> OBP: 0.357, SLG: 0.539 (1, 9)	5-3			HR		E BB		F6		3	1	1	3	1	0	1											
<b>Rico Carty, R</b> OBP: 0.391, SLG: 0.467 (1, 2)		L4-3 1B		S 1B		4-3			5-3	4	0	2	0	0	0	1											
<b>Denis Menke, R</b> OBP: 0.359, SLG: 0.419 (1, 6)	F3			K		F2				4	0	1	0	0	1	3											
<b>Mack Jones, L</b> OBP: 0.333, SLG: 0.456 (1, 8)	L4-3			L6-4-3 IBB		6-3			F8	3	0	0	0	1	0	2											
<b>Bill Robinson, R</b> OBP: 0.143, SLG: 0.143 (1, 7)				6-3		F9				1	0	0	0	0	0	0											
<b>Ty Cline, L</b> OBP: 0.350, SLG: 0.307 (4, PH)				L6-4-3				L8		3	0	0	0	0	0	3											
<b>Felix Millan, R</b> OBP: 0.289, SLG: 0.330 (1, 4)				6-3		5-3		F8		3	0	0	0	0	0	0											
<b>Pat Jarvis, R</b> ERA: 2.31 (1, 1)				K				K		2	0	0	0	0	2	0											
<b>Clay Carroll, R</b> ERA: 2.35 (6, 1)										0	0	0	0	0	0	0											
<b>Ted Abernathy, R</b> ERA: 4.63 (7, 1)										0	0	0	0	0	0	0											
<b>George Kopacz, L</b> ERA: 4.63 (8, PH)										1	0	0	0	0	1	0											
<b>Jay Ritchie, R</b> ERA: 2.67 (9, 1)										0	0	0	0	0	0	0											
<b>Inning Stats</b>	R: 0 E: 0 K: 0 S: 3	H: 0 LOB: 0 BB: 0 P: 3	R: 0 E: 0 K: 0 S: 3	H: 1 LOB: 0 BB: 0 P: 3	R: 0 E: 0 K: 1 S: 5	H: 0 LOB: 0 BB: 0 P: 5	R: 3 E: 0 K: 1 S: 8	H: 4 LOB: 1 BB: 1 P: 12	R: 0 E: 0 K: 2 S: 7	H: 0 LOB: 0 BB: 0 P: 7	R: 0 E: 0 K: 0 S: 3	H: 0 LOB: 0 BB: 0 P: 3	R: 0 E: 0 K: 1 S: 5	H: 0 LOB: 1 BB: 1 P: 9	R: 0 E: 0 K: 0 S: 4	H: 1 LOB: 1 BB: 0 P: 4	R: 0 E: 0 K: 0 S: 7	H: 1 LOB: 1 BB: 0 P: 4	1B: 5 2B: 1 3B: 0 HR: 1	SF: 0 SAC: 0 DP: 2 HBP: 0	WP: 0 PB: 0 SB: 1 CS: 0	PA: 34					
<b>PITCHER</b>	IP	WLS	BF	H	R	ER	SO	BB	IBB	HBP	BLK	WP	HR	S	P	ERA	WHIP										
<b>Ray Sadecki, L</b> ERA: 4.8 (1, 1)	3.0		13	5	3	3	1	0	0	0	0	0	0	15	15	9.00	1.667										
<b>Lindy McDaniel, R</b> ERA: 2.75 (4, 1)	6.0	W	21	1	0	0	4	2	1	0	0	0	0	26	38	0.00	0.500										





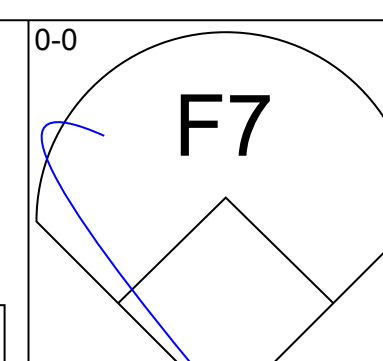
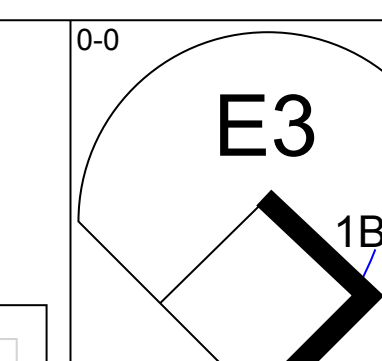
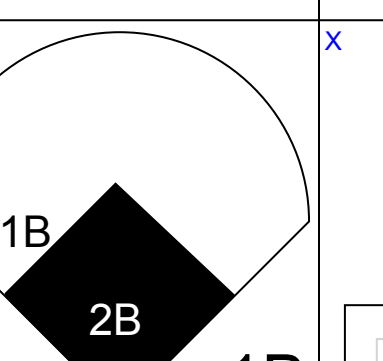
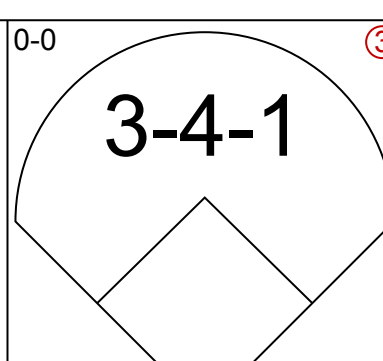
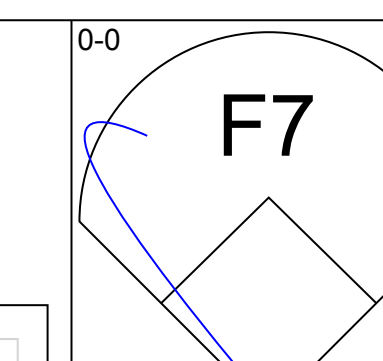
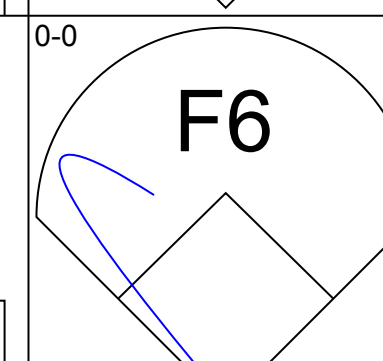
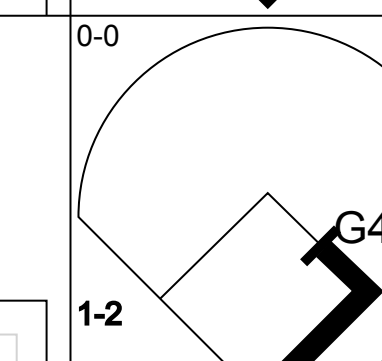
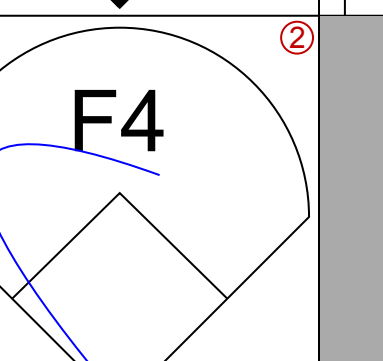
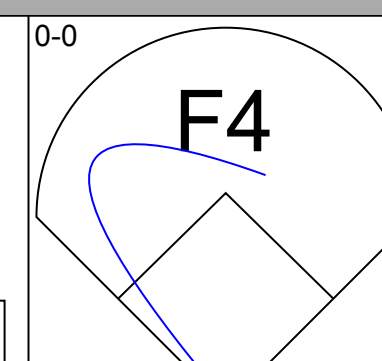
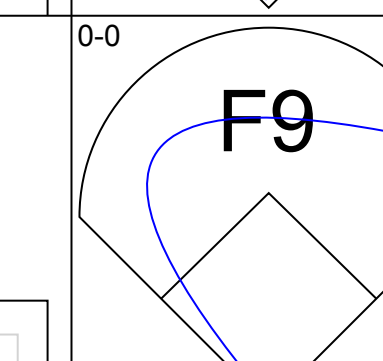
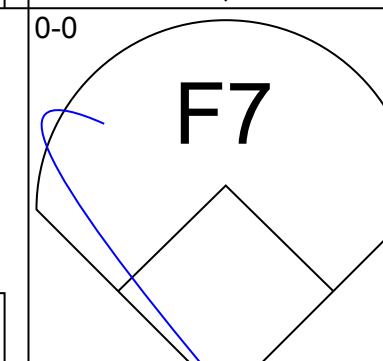
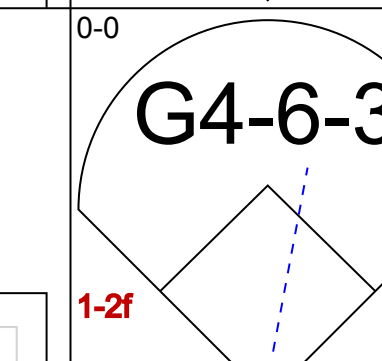
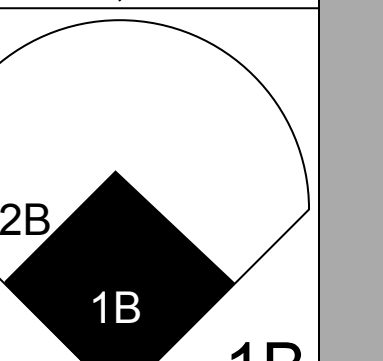
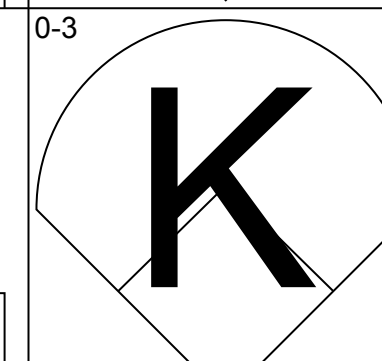
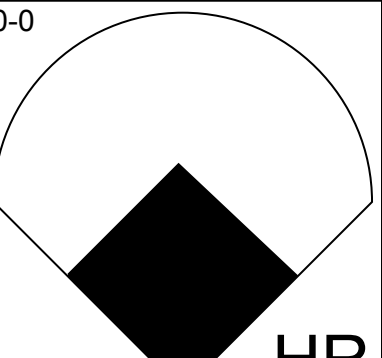
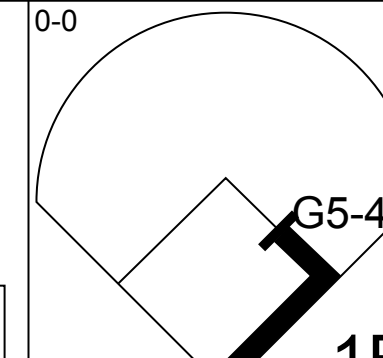
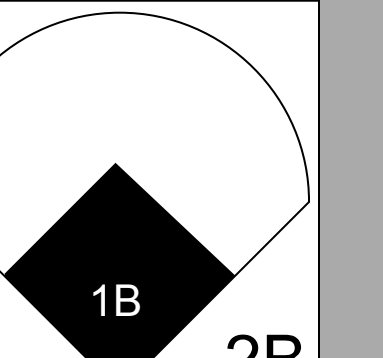

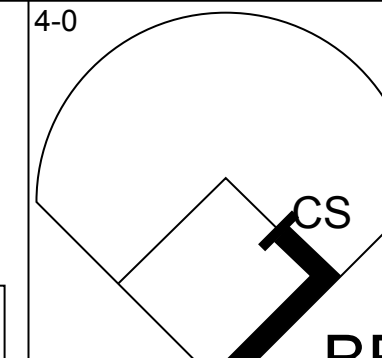
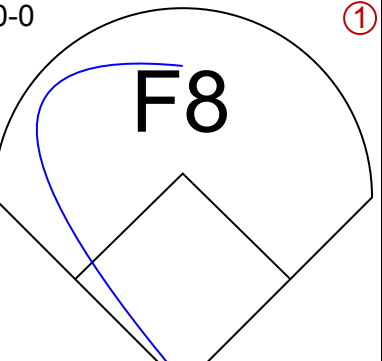
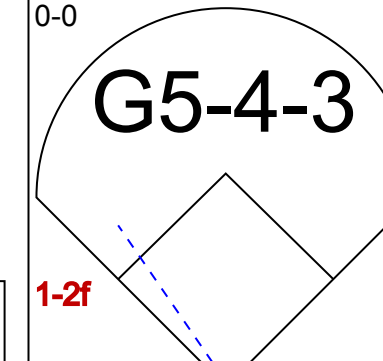
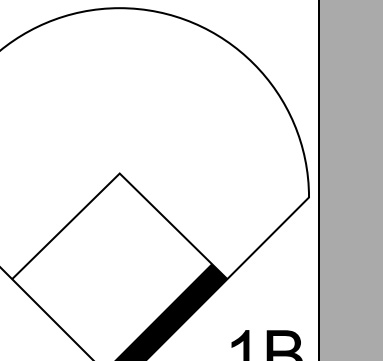

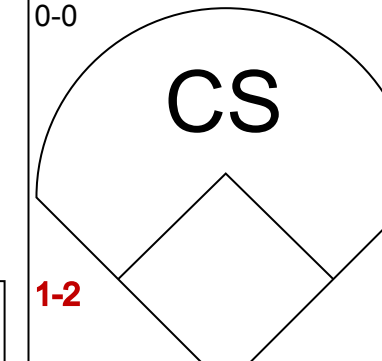

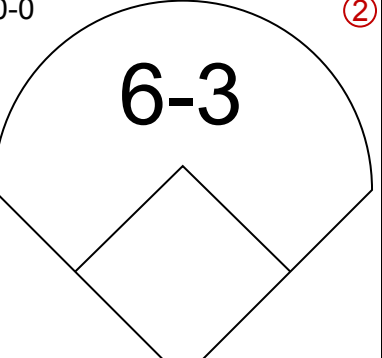
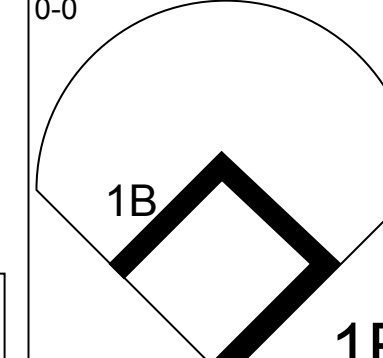
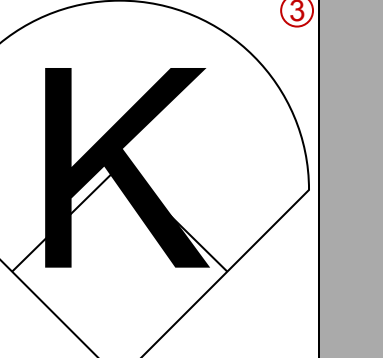


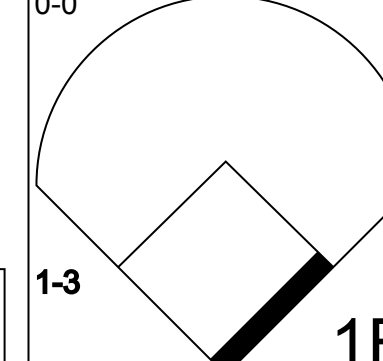


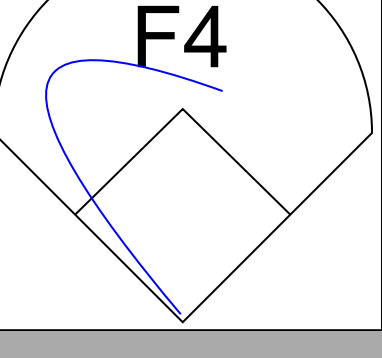
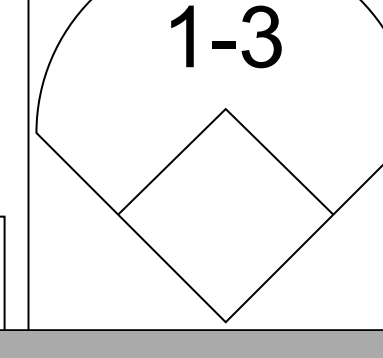
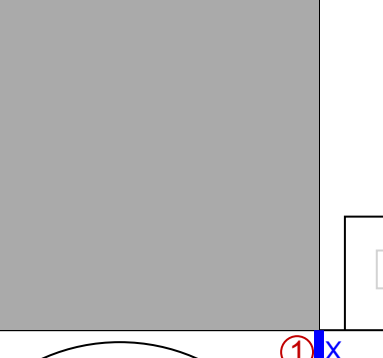
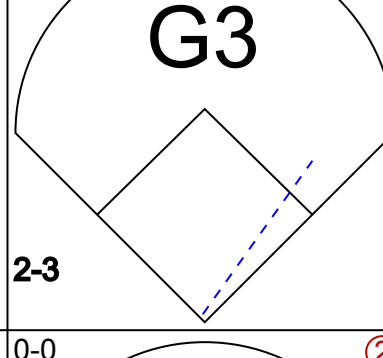




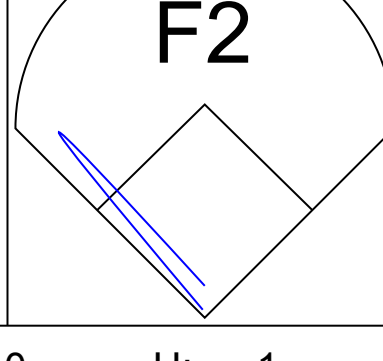

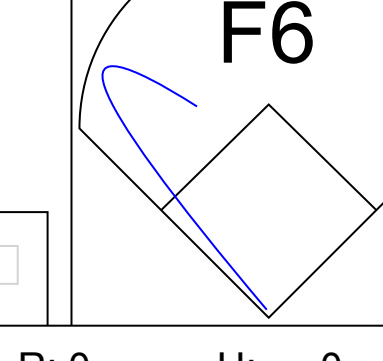




Batter	1	2	3	4	5	6	7	8	9	AB	R	H	RBI	BB	SO	LOB	TOP				
<b>Tito Fuentes, S</b> OBP: 0.278, SLG: 0.362 (1, 6)										4	0	1	0	0	2	2	<b>San Francisco Giants @ Pittsburgh Pirates</b> Forbes Field, Pittsburgh, PA Sat Oct 01 1966, 3:33 AM EDT Unknown				
<b>Jesus Alou, R</b> OBP: 0.273, SLG: 0.304 <b>Willie McCovey, L</b> OBP: 0.393, SLG: 0.584 (7, PH) (7, 3)										3	0	0	0	0	0	2					
<b>Willie Mays, R</b> OBP: 0.370, SLG: 0.557 (1, 8)										4	0	0	0	1	0	4					
<b>Jim Ray Hart, R</b> OBP: 0.341, SLG: 0.512 (1, 5)										4	2	2	0	1	0	1					
<b>Jack Hiatt, R</b> OBP: 0.417, SLG: 0.429 <b>Len Gabrielson, L</b> OBP: 0.278, SLG: 0.297 <b>Frank Johnson, R</b> OBP: 0.265, SLG: 0.219 (1, 3) (7, 7) (8, 7)										3	1	2	1	0	0	0					
<b>Ollie Brown, R</b> OBP: 0.296, SLG: 0.315 (1, 9)										5	2	2	3	0	1	3					
<b>Bob Barton, R</b> OBP: 0.202, SLG: 0.213 <b>Tom Haller, L</b> OBP: 0.321, SLG: 0.461 (1, 2) (8, PH) (8, 2)										3	0	0	0	0	0	1					
<b>Hal Lanier, R</b> OBP: 0.257, SLG: 0.291 <b>Jim Davenport, R</b> OBP: 0.350, SLG: 0.371 (1, 4) (7, PH) (7, 4)										2	0	1	0	0	1	0					
<b>Juan Marichal, R</b> OBP: 0.263, SLG: 0.321 (1, 1)										3	0	1	0	1	2	2					
<b>Inning Stats</b>	R: 0 E: 0 K: 1 S: 5	H: 0 LOB: 1 BB: 1 P: 9	R: 0 E: 0 K: 0 S: 3	H: 0 LOB: 0 BB: 0 P: 3	R: 0 E: 0 K: 3 S: 9	H: 0 LOB: 0 BB: 0 P: 9	R: 3 E: 0 K: 0 S: 6	H: 3 LOB: 0 BB: 0 P: 6	R: 0 E: 0 K: 0 S: 4	H: 1 LOB: 2 BB: 1 P: 8	R: 0 E: 0 K: 0 S: 4	H: 1 LOB: 1 BB: 0 P: 4	R: 0 E: 0 K: 1 S: 5	H: 2 LOB: 2 BB: 0 P: 5	R: 2 E: 0 K: 1 S: 7	H: 2 LOB: 2 BB: 2 P: 15		R: 0 E: 0 K: 1 S: 7	H: 2 LOB: 2 BB: 0 P: 7	1B: 8 2B: 1 3B: 1 HR: 1	SF: 0 SAC: 2 DP: 0 HBP: 0
<b>PITCHER</b>	IP	WLS	BF	H	R	ER	SO	BB	IBB	HBP	BLK	WP	HR	S	P	ERA	WHIP				
<b>Woodie Fryman, L</b> ERA: 3.81 (1, 1)	4.0		18	4	3	3	4	2	0	0	0	0	1	24	32	6.75	1.500				
<b>Steve Blass, R</b> ERA: 3.69 (5, 1)	1.0		3	0	0	0	0	0	0	0	0	0	0	3	3	0.00	0.000				
<b>Billy O'Dell, L</b> ERA: 2.64 (6, 1)	1.1		6	2	0	0	0	0	0	0	0	0	0	6	6	0.00	1.500				
<b>Pete Mikkelsen, R</b> ERA: 3.07 (7, 1)	1.0	L	8	3	2	2	0	1	1	0	0	0	0	6	14	18.00	4.000				
<b>Vern Law, R</b> ERA: 4.05 (8, 1)	1.2		7	2	0	0	2	0	0	0	0	0	0	11	11	0.00	1.200				

AB	36
R	5
H	11
RBI	5
BB	4
SO	6
LOB	17



Batter	1	2	3	4	5	6	7	8	9	AB	R	H	RBI	BB	SO	LOB	BOTTOM					
<b>Matty Alou, L</b> OBP: 0.372, SLG: 0.421 (1, 8)										5	1	1	0	0	0	1	<b>San Francisco Giants @ Pittsburgh Pirates</b> Forbes Field, Pittsburgh, PA Sat Oct 01 1966, 3:33 AM EDT Unknown					
<b>Gene Alley, R</b> OBP: 0.333, SLG: 0.419 (1, 6)										5	0	1	0	0	0	1						
<b>Manny Mota, R</b> OBP: 0.384, SLG: 0.478 (1, 7)										4	1	1	0	0	1	2						
<b>Roberto Clemente, R</b> OBP: 0.363, SLG: 0.543 (1, 9)										3	2	3	2	1	0	0						
<b>Donn Clendenon, R</b> OBP: 0.360, SLG: 0.521 (1, 3)										4	0	2	2	0	0	1						
<b>Bill Mazerolski, R</b> OBP: 0.296, SLG: 0.397 (1, 4)										4	0	1	0	0	1	2						
<b>Bob Bailey, R</b> OBP: 0.365, SLG: 0.455 (1, 5)										3	0	3	0	0	0	0						
<b>Jose Pagan, R</b> OBP: 0.294, SLG: 0.372 (7, 5)										0	0	0	0	0	0	0						
<b>Willie Stargell, L</b> OBP: 0.381, SLG: 0.581 (8, PH) (9, 5)										1	0	0	0	0	0	1						
<b>Jesse Gonder, L</b> OBP: 0.278, SLG: 0.376 (1, 2)										4	0	1	0	0	0	4						
<b>Woodie Fryman, R</b> ERA: 3.81 (1, 1)	9.0		38	13	4	4	3	1	0	0	0	0	0	0	0	0	<b>San Francisco Giants @ Pittsburgh Pirates</b> Forbes Field, Pittsburgh, PA Sat Oct 01 1966, 3:33 AM EDT Unknown					
<b>Steve Blass, R</b> ERA: 3.69 (5, 1)	1.0		3	0	0	0	0	0	0	0	0	0	0	0	0	0						
<b>George Strickland, R</b> ERA: 3.07 (6, 1)	1.1		6	2	0	0	0	0	0	0	0	0	0	0	0	0						
<b>Billy O'Dell, L</b> ERA: 2.64 (7, 1)	1.0	L	8	3	2	2	0	1	1	0	0	0	0	6	14	18.00						
<b>Pete Mikkelsen, R</b> ERA: 3.07 (8, 1)	1.0		8	3	2	2	0	1	1	0	0	0	0	6	14	18.00						
<b>Vern Law, R</b> ERA: 4.05 (9, PH)	1.2		7	2	0	0	2	0	0	0	0	0	0	11	11	0.00						
<b>Jerry Lynch, R</b> ERA: 4.05 (9, PH)	1.2		7	2	0	0	2	0	0	0	0	0	0	11	11	0.00						
<b>Inning Stats</b>	R: 0 E: 0 K: 0 S: 3	H: 0 LOB: 0 BB: 0 P: 3	R: 1 E: 0 K: 0 S: 5	H: 2 LOB: 1 BB: 0 P: 5	R: 0 E: 1 K: 0 S: 4	H: 1 LOB: 1 BB: 0 P: 4	R: 0 E: 0 K: 0 S: 5	H: 3 LOB: 2 BB: 0 P: 5	R: 3 E: 0 K: 2 S: 11	H: 4 LOB: 1 BB: 0 P: 11	R: 0 E: 0 K: 0 S: 4	H: 1 LOB: 1 BB: 0 P: 4	R: 0 E: 0 K: 1 S: 4	H: 0 LOB: 0 BB: 1 P: 8	R: 0 E: 0 K: 0 S: 4	H: 2 LOB: 2 BB: 0 P: 4		R: 0 E: 0 K: 0 S: 3	H: 0 LOB: 0 BB: 0 P: 3	1B: 10 2B: 2 3B: 0 HR: 1	SF: 0 SAC: 0 DP: 2 HBP: 0	WP: 0 PA: 39 PB: 0 CS: 1 SB: 0
<b>PITCHER</b>	IP	WLS	BF	H	R	ER	SO	BB	IBB	HBP	BLK	WP	HR	S	P	ERA		WHIP				
<b>Juan Marichal, R</b> ERA: 2.23 (1, 1)	9.0		38	13	4	4	3	1	0	0	0	0	1	43	47	4.00		1.556				





Batter	1	2	3	4	5	6	7	8	9	AB	R	H	RBI	BB	SO	LOB	TOP				
<b>Tito Fuentes, S</b> OBP: 0.277, SLG: 0.361 (1, 6)	F2		K			5-3		SF8 1B		4	0	1	0	0	1	1	<b>San Francisco Giants @ Pittsburgh Pirates</b> Forbes Field, Pittsburgh, PA Sat Oct 01 1966, 3:38 AM EDT Att: 18,928 - Unknown <a href="http://livebaseballscorecards.com">livebaseballscorecards.com</a>				
<b>Tom Haller, L</b> OBP: 0.323, SLG: 0.461 (1, 2)	HBP			F8		FC6-4 1B		SF8		2	0	1	1	0	0	0					
<b>Willie Mays, R</b> OBP: 0.369, SLG: 0.554 (1, 8)	G6-4-3			F8		FC6-4				3	0	0	0	1	0	2					
<b>Willie McCovey, L</b> OBP: 0.390, SLG: 0.579 (1, 3)		G3		4-3			K	K		4	0	0	0	0	2	2					
<b>Jim Ray Hart, R</b> OBP: 0.340, SLG: 0.510 (1, 5)		1-3			F7		FC3-6 1B	F7		4	0	1	0	0	0	2					
<b>Len Gabrielson, L</b> OBP: 0.278, SLG: 0.296 (1, 7)										4	0	1	0	0	0	1					
<b>Frank Johnson, R</b> OBP: 0.265, SLG: 0.219 (9, 7)										0	0	0	0	0	0	0					
<b>Ollie Brown, R</b> OBP: 0.304, SLG: 0.321 (1, 9)			WP BB	6-3						3	0	2	0	1	0	1					
<b>Hal Lanier, R</b> OBP: 0.257, SLG: 0.291 (1, 4)			6-3							4	1	1	0	0	0	4					
<b>Bobby Bolin, R</b> OBP: 0.232, SLG: 0.289 (1, 1)			K							4	1	1	1	0	1	2					
<b>Inning Stats</b>	R: 0 E: 0 K: 0 S: 2	H: 0 LOB: 0 BB: 0 P: 3	R: 0 E: 0 K: 0 S: 3	H: 0 LOB: 0 BB: 0 P: 3	R: 0 E: 0 K: 2 S: 7	H: 0 LOB: 1 BB: 1 P: 11	R: 0 E: 0 K: 0 S: 3	H: 0 LOB: 0 BB: 0 P: 3	R: 0 E: 0 K: 0 S: 4	H: 2 LOB: 1 BB: 0 P: 4	R: 0 E: 0 K: 0 S: 4	H: 1 LOB: 1 BB: 0 P: 4	R: 0 E: 0 K: 1 S: 6	H: 1 LOB: 1 BB: 0 P: 6	R: 2 E: 1 K: 1 S: 8	H: 3 LOB: 2 BB: 1 P: 12	R: 0 E: 0 K: 0 S: 4	H: 1 LOB: 1 BB: 0 P: 4	1B: 6 2B: 2 3B: 0 HR: 0	SF: 1 SAC: 0 DP: 2 HBP: 1	WP: 1 PA: 36 PB: 0 SB: 0 CS: 0
<b>PITCHER</b>	IP	WLS	BF	H	R	ER	SO	BB	IBB	HBP	BLK	WP	HR	S	P	ERA	WHIP				
<b>Tommie Sisk, R</b> ERA: 4.14 (1, 1)	7.1	L	30	7	2	2	3	1	1	1	0	1	0	33	42	2.46	1.091				
<b>Luke Walker, L</b> ERA: 4.5 (8, 1)	0.1		1	0	0	0	1	0	0	0	0	0	0	3	3	0.00	0.000				
<b>Steve Blass, R</b> ERA: 3.66 (8, 1)	1.1		5	1	0	0	0	0	0	0	0	0	0	5	5	0.00	0.750				

Batter	1	2	3	4	5	6	7	8	9	AB	R	H	RBI	BB	SO	LOB	BOTTOM				
<b>Matty Alou, L</b> OBP: 0.370, SLG: 0.418 (1, 8)	F4		F9			G5-4-3			F9	4	0	0	0	0	0	1	<b>San Francisco Giants @ Pittsburgh Pirates</b> Forbes Field, Pittsburgh, PA Sat Oct 01 1966, 3:38 AM EDT Att: 18,928 - Unknown <a href="http://livebaseballscorecards.com">livebaseballscorecards.com</a>				
<b>Gene Alley, R</b> OBP: 0.332, SLG: 0.416 (1, 6)	1-3			6-3				F9		3	0	0	0	0	0	0					
<b>Manny Mota, R</b> OBP: 0.381, SLG: 0.473 (1, 7)	F8			4-3				4-3		3	0	0	0	0	0	0					
<b>Roberto Clemente, R</b> OBP: 0.362, SLG: 0.540 (1, 9)		4-3		1-3				F9		3	0	0	0	0	0	0					
<b>Donn Clendenon, R</b> OBP: 0.359, SLG: 0.519 (1, 3)		K			F8			F7		3	0	0	0	0	1	0					
<b>Bill Mazerowski, R</b> OBP: 0.296, SLG: 0.397 (1, 4)					F8			6-3		3	0	1	0	0	0	0					
<b>Bob Bailey, R</b> OBP: 0.362, SLG: 0.451 (1, 5)					F9			4-3		3	0	0	0	0	0	1					
<b>Jim Pagliaroni, R</b> OBP: 0.329, SLG: 0.377 (1, 2)			F8			F8			K	3	0	0	0	0	1	0					
<b>Tommie Sisk, R</b> OBP: 0.179, SLG: 0.098 (1, 1)										1	0	0	0	1	1	0					
<b>Luke Walker, L</b> (8, 1)										0	0	0	0	0	0	0					
<b>Steve Blass, R</b> OBP: 0.231, SLG: 0.250 (8, 1)										0	0	0	0	0	0	0					
<b>George Spriggs, L</b> OBP: 0.143, SLG: 0.143 (9, PH)										1	0	0	0	0	0	0					
<b>Inning Stats</b>	R: 0 E: 0 K: 0 S: 3	H: 0 LOB: 0 BB: 0 P: 3	R: 0 E: 0 K: 1 S: 6	H: 1 LOB: 0 BB: 0 P: 6	R: 0 E: 0 K: 1 S: 5	H: 0 LOB: 0 BB: 0 P: 5	R: 0 E: 0 K: 0 S: 3	H: 0 LOB: 0 BB: 0 P: 3	R: 0 E: 0 K: 0 S: 3	H: 0 LOB: 0 BB: 0 P: 3	R: 0 E: 0 K: 0 S: 3	H: 0 LOB: 0 BB: 0 P: 3	R: 0 E: 0 K: 0 S: 3	H: 0 LOB: 0 BB: 0 P: 3	R: 0 E: 0 K: 1 S: 5	H: 0 LOB: 0 BB: 0 P: 5	1B: 1 2B: 0 3B: 0 HR: 0	SF: 0 SAC: 0 DP: 1 HBP: 0	WP: 0 PA: 28 PB: 0 SB: 0 CS: 0		
<b>PITCHER</b>	IP	WLS	BF	H	R	ER	SO	BB	IBB	HBP	BLK	WP	HR	S	P	ERA	WHIP				
<b>Bobby Bolin, R</b> ERA: 2.89 (1, 1)	9.0	W	28	1	0	0	3	1	0	0	0	0	0	33	37	0.00	0.222				



Batter	1	2	3	4	5	6	7	8	9	10	11	AB	R	H	RBI	BB	SO	LOB	TOP				
Tito Fuentes, S OBP: 0.276, SLG: 0.360 (1, 6)	F3		F9		G3			F6		6-3		6	0	1	2	0	0	0					
Jesus Alou, R OBP: 0.279, SLG: 0.308 Frank Johnson, R OBP: 0.265, SLG: 0.219 (1, 7)	F9		E8 HR			E9 F8		FC5-4 BB			6-3	5	1	3	0	1	0	1					
Willie Mays, R OBP: 0.588, SLG: 0.556 (1, 8)	F8					F8		FC5-4		F9		5	1	1	2	0	0	3					
Jim Ray Hart, R OBP: 0.342, SLG: 0.510 (1, 5)		G5-4-3 BB	K			G3			SH5-3 BB		HR	4	2	2	0	1	1	1					
Jack Hiatt, R OBP: 0.407, SLG: 0.391 Willie McCovey, L OBP: 0.391, SLG: 0.586 (1, 3)				K					SH5-3		HR	2	0	0	0	1	2	1					
Ollie Brown, R OBP: 0.303, SLG: 0.319 (1, 9)		G5-4-3		F7			K		F6		1B 2B	5	1	1	0	0	1	3					
Bob Barton, R OBP: 0.216, SLG: 0.220 Don Mason, L OBP: 0.120, SLG: 0.240 Tom Haller, L OBP: 0.323, SLG: 0.461 Ozzie Virgil, R OBP: 0.245, SLG: 0.303 (1, 2)				F6					FC6-4 1B		F9	2	0	1	0	1	0	0					
Hal Lanier, R OBP: 0.256, SLG: 0.290 Jim Davenport, R OBP: 0.300, SLG: 0.370 (7, 4)							K		FC6-4		2B 1B	3	1	1	0	0	1	2					
Gaylord Perry, R OBP: 0.193, SLG: 0.198 Cap Peterson, R OBP: 0.279, SLG: 0.311 Lindy McDaniel, R OBP: 0.091, SLG: 0.091 (8, 1)			K				K		4-3		F7	2	0	0	0	0	2	0					
<b>Inning Stats</b>	R: 0 E: 0 K: 0 S: 3	H: 0 LOB: 0 BB: 0 P: 3	R: 0 E: 0 K: 0 S: 3	H: 1 LOB: 2 BB: 2 P: 11	R: 2 E: 1 K: 2 S: 9	H: 2 LOB: 0 BB: 0 P: 9	R: 0 E: 0 K: 1 S: 5	H: 0 LOB: 0 BB: 0 P: 5	R: 0 E: 1 K: 1 S: 6	H: 1 LOB: 1 BB: 0 P: 6	R: 0 E: 0 K: 0 S: 3	H: 0 LOB: 1 BB: 1 P: 7	R: 1 E: 0 K: 0 S: 4	H: 1 LOB: 1 BB: 1 P: 8	R: 0 E: 0 K: 0 S: 4	H: 1 LOB: 1 BB: 0 P: 4	R: 4 E: 0 K: 1 S: 10	H: 5 LOB: 1 BB: 0 P: 10	1B: 9 2B: 2 3B: 0 HR: 2	SF: 0 SAC: 1 DP: 2 HBP: 0	WP: 0 PB: 0 SB: 0 CS: 1	PA: 47	
<b>PITCHER</b>	IP ERA: 3.02	WLS L	BF 39	H 5	R 4	ER 4	SO 7	BB 0	IBB 0	HBP 0	BLK 0	WP 0	HR 1	S 9	P 9	ERA 54.00	WHIP 7.500						
Bob Veale, L ERA: 3.02 Steve Blass, R ERA: 3.87 Roy Face, R ERA: 2.7	(1, 1)	(11, 1)	(11, 1)																				

**San Francisco Giants @ Pittsburgh Pirates**  
Forbes Field, Pittsburgh, PA

Sun Oct 02 1966, 3:33 AM EDT  
Att: 33,827 - Unknown

AB	42
R	7
H	12
RBI	7
BB	4
SO	8
LOB	16

Batter	1	2	3	4	5	6	7	8	9	10	11	AB	R	H	RBI	BB	SO	LOB	BOTTOM			
Matty Alou, L OBP: 0.373, SLG: 0.421 (1, 8)	4-3 1B		E 1B		SH1-3 1B		G3		1B	4-3		6	1	4	0	0	3					
Gene Alley, R OBP: 0.334, SLG: 0.418 (1, 6)	1-3		E5 E G4-6-3		SH1-3		F6		BB		F8 1B	5	1	3	0	0	1					
Manny Mota, R OBP: 0.383, SLG: 0.472 (1, 7)	4-3		E5 G4-6-3		4-3		F4		BB		1B	5	0	2	1	1	0	2				
Roberto Clemente, R OBP: 0.360, SLG: 0.536 (1, 9)	K				6-3						F8	5	0	0	0	1	2	7				
Donn Clendenon, R OBP: 0.358, SLG: 0.520 (1, 3)		6-3 3B	G4-6-3				F9 3-1		F5		K	6	1	2	0	0	1	4				
Bill Mazeroski, R OBP: 0.256, SLG: 0.398 (1, 4)		K	F7				3-1				K	6	0	2	0	0	2	5				
Bob Bailey, R OBP: 0.360, SLG: 0.447 Jose Pagan, R OBP: 0.292, SLG: 0.370 (1, 5)		6-3			L3		F9				E7	3	0	0	1	0	0	1				
Jesse Gonder, L OBP: 0.287, SLG: 0.388 Gene Michael, S OBP: 0.152, SLG: 0.273 Jim Paoliaroni, R OBP: 0.329, SLG: 0.377 (1, 2)					4-3					4-3		3	0	1	0	2	0	0				
Bob Veale, S OBP: 0.160 Jerry Lynch, L OBP: 0.267, SLG: 0.286 Steve Blass, R OBP: 0.231, SLG: 0.250 Roy Face, R (11, 1)					3-1		F7				F7	4	0	0	0	0	1	3				
<b>Inning Stats</b>	R: 0 E: 0 K: 1 S: 6	H: 1 LOB: 1 BB: 0 P: 6	R: 1 E: 0 K: 1 S: 7	H: 2 LOB: 1 BB: 0 P: 7	R: 2 E: 2 K: 0 S: 5	H: 3 LOB: 1 BB: 1 P: 9	R: 0 E: 0 K: 0 S: 3	H: 0 LOB: 0 BB: 0 P: 3	R: 0 E: 0 K: 0 S: 4	H: 1 LOB: 2 BB: 1 P: 8	R: 0 E: 0 K: 0 S: 3	H: 0 LOB: 0 BB: 0 P: 3	R: 0 E: 0 K: 1 S: 6	H: 1 LOB: 1 BB: 1 P: 6	R: 0 E: 0 K: 1 S: 7	H: 2 LOB: 3 BB: 1 P: 11	R: 0 E: 1 K: 0 S: 5	H: 2 LOB: 2 BB: 0 P: 9	1B: 11 2B: 1 3B: 2 HR: 0	SF: 0 SAC: 1 DP: 1 HBP: 0	WP: 0 PB: 0 SB: 0 CS: 0	PA: 51
<b>PITCHER</b>	IP ERA: 2.99	WLS W	BF 21	H 6	R 0	ER 0	SO 4	BB 1	IBB 0	HBP 0	BLK 0	WP 0	HR 0	S 27	P 35	ERA 0.00	WHIP 1.750					
Gaylord Perry, R ERA: 2.99 Lindy McDaniel, R ERA: 2.66	(1, 1)	(8, 1)																				

**San Francisco Giants @ Pittsburgh Pirates**  
Forbes Field, Pittsburgh, PA

Sun Oct 02 1966, 3:33 AM EDT  
Att: 33,827 - Unknown

AB	46
R	3
H	14
RBI	2
BB	4
SO	6
LOB	31