

San Francisco Giants - 1968

Batter	1	2	3	4	5	6	7	8	9	AB R H RBI BB SO LOB	TOP	
Bud Harrelson, S (1, 6) X	0-0 P6		0-0 F9		0-0 1-3		0-0 G3			4 0 0 0 0 0 0	New York Mets @ San Francisco Giants Candlestick Park, San Francisco, CA Wed Apr 10 1968, 6:33 AM EST Att: 35,774 - Unknown livebaseballscorecards.com	
Ken Boswell, L (1, 4) X OBP: 0.500, SLG: 0.500	0-0 3-1		0-0 HR 1B		0-0 F5		0-0 1B			4 1 2 0 0 0 0		
Tommie Agee, R (1, 8) X OBP: 0.500, SLG: 0.500	0-0 1B S		0-0 HR 1B		0-3 K		0-0 F7			4 2 2 0 0 1 1		
Ron Swoboda, R (1, 9) X OBP: 0.500, SLG: 1.250	0-0 1B 1-H		0-0 HR 1-H 2-H		0-0 F7		0-0 F8			4 1 2 4 0 0 0		
Ed Kranepool, L (1, 3) X	0-0 F9		0-0 F2		0-0 F6		0-0 1-3			4 0 0 0 0 0 1		
Art Shamsky, L (1, 7) Cleon Jones, R (6, PR) (6, 7)		0-0 F7		0-0 1B		0-0 1B		0-0 6-3		3 0 2 0 0 0 0 1 0 0 0 0 0 0		
J.C. Martin, L (1, 2) Jerry Grote, R (9, 2)		0-0 4-3		0-0 P5		0-0 FC5-4 1B		0-0 F7		4 0 1 0 0 0 1 0 0 0 0 0 0 0		
Ed Charles, R (1, 5)		0-0 F9		0-0 F8		0-0 FC5-4 1-2f		0-0 5-3		4 0 0 0 0 0 3		
Tom Seaver, R (1, 1) Danny Frisella, L (9, 1)			0-3 K		0-0 F7		0-3 K		0-3 K	4 0 0 0 0 3 1 0 0 0 0 0 0 0		
Inning Stats	R: 1 H: 2 E: 0 LOB: 1 K: 0 BB: 0 S: 5 P: 5	R: 0 H: 0 E: 0 LOB: 0 K: 0 BB: 0 S: 3 P: 3	R: 3 H: 3 E: 0 LOB: 0 K: 1 BB: 0 S: 8 P: 8	R: 0 H: 1 E: 0 LOB: 1 K: 0 BB: 0 S: 4 P: 4	R: 0 H: 0 E: 0 LOB: 0 K: 1 BB: 0 S: 5 P: 5	R: 0 H: 2 E: 0 LOB: 2 K: 0 BB: 0 S: 5 P: 5	R: 0 H: 1 E: 0 LOB: 1 K: 1 BB: 0 S: 6 P: 6	R: 0 H: 0 E: 0 LOB: 0 K: 0 BB: 0 S: 3 P: 3	R: 0 H: 0 E: 0 LOB: 0 K: 1 BB: 0 S: 5 P: 5	1B: 8 SF: 0 2B: 0 SAC: 0 3B: 0 DP: 0 HR: 1 HBP: 0		WP: 0 PA: 36 PB: 0 SB: 1 CS: 0
PITCHER Juan Marichal, R (1, 1) ERA: 4.5 Frank Linzy, R (9, 1) ERA:	IP WLS BF H R ER SO BB IBB HBP BLK WP HR S P ERA WHIP											PITCHER IP WLS BF H R ER SO BB IBB HBP BLK WP HR S P ERA WHIP

New York Mets @ San Francisco Giants
 Candlestick Park, San Francisco, CA
 Wed Apr 10 1968, 6:33 AM EST
 Att: 35,774 - Unknown



Batter	1	2	3	4	5	6	7	8	9	AB R H RBI BB SO LOB	
Ron Hunt, R (1, 4)	0-0 4-3 		0-0 E4 			0-0 F7 		0-0 F6 		4 0 0 0 0 0 1	
Jim Davenport, R (1, 5)	0-0 F8 		0-0 G4-6-3 			0-0 F8 		0-0 F8 		4 0 0 0 0 0 2	
Willie Mays, R (1, 8) OBP: 0.500, SLG: 0.500	0-0 L7 			0-0 1B 		0-0 F3 		0-0 PB 1B 		4 1 2 0 0 0 0	
Willie McCovey, L (1, 3) OBP: 0.500, SLG: 1.250		0-3 K 		0-0 1B 		0-0 HR 		0-0 P3 		4 1 2 1 0 1 1	
Jim Ray Hart, R (1, 7) OBP: 0.250, SLG: 0.250		0-0 F6 		0-0 F9 		0-0 6-3 		0-0 1B 2B 1B 		4 1 1 1 0 0 2	
Jack Hiatt, R (1, 2) OBP: 0.333, SLG: 0.333 Frank Johnson, R (7, PR) Nate Oliver, R (8, 6) OBP: 1.000, SLG: 1.000		0-0 1-3 		0-0 L4-3 		0-0 1B 		0-0 1B 2B 1B 		3 0 1 0 0 0 2 0 0 0 0 0 0 0 1 1 1 0 0 0 0	
Jesus Alou, R (1, 9) OBP: 0.500, SLG: 0.750			0-0 FC1-4 1B 		0-0 F8 		0-0 F7 		0-0 1B 2B 		4 0 2 2 0 0 1
Hal Lanier, R (1, 6) Dave Marshall, L (7, PH) Bob Barton, R (8, 2)			0-0 FC1-4 E 		0-0 F8 		0-0 6-3 		0-0 1B 2B 		2 1 0 0 0 0 1 1 0 0 0 0 0 1 0 0 0 0 0 0 0
Juan Marichal, R (1, 1) Ty Cline, L (8, PH) Frank Linzy, R (9, 1)			0-0 E6 		0-3 K 			0-3 K 		2 0 0 0 0 1 1 1 0 0 0 0 1 0 0 0 0 0 0 0 0	

BOTTOM	
New York Mets @ San Francisco Giants Candlestick Park, San Francisco, CA Wed Apr 10 1968, 6:33 AM EST Att. 35,774 - Unknown	
AB 34 R 5 H 9 RBI 4 BB 0 SO 3 LOB 12	
Inning Stats R: 0 H: 0 E: 0 LOB: 0 K: 0 BB: 0 S: 3 P: 3	R: 0 H: 2 E: 0 LOB: 1 K: 0 BB: 0 S: 4 P: 4
R: 0 H: 0 E: 0 LOB: 0 K: 1 BB: 0 S: 5 P: 5	R: 0 H: 0 E: 0 LOB: 0 K: 1 BB: 0 S: 5 P: 5
R: 1 H: 2 E: 0 LOB: 1 K: 0 BB: 0 S: 5 P: 5	R: 3 H: 4 E: 0 LOB: 1 K: 0 BB: 0 S: 5 P: 5
R: 0 H: 0 E: 0 LOB: 0 K: 1 BB: 0 S: 5 P: 5	R: 3 H: 4 E: 0 LOB: 1 K: 0 BB: 0 S: 5 P: 5
R: 0 H: 0 E: 0 LOB: 0 K: 1 BB: 0 S: 5 P: 5	R: 3 H: 4 E: 0 LOB: 1 K: 0 BB: 0 S: 5 P: 5
R: 0 H: 0 E: 0 LOB: 0 K: 1 BB: 0 S: 5 P: 5	R: 3 H: 4 E: 0 LOB: 1 K: 0 BB: 0 S: 5 P: 5
R: 0 H: 0 E: 0 LOB: 0 K: 1 BB: 0 S: 5 P: 5	R: 3 H: 4 E: 0 LOB: 1 K: 0 BB: 0 S: 5 P: 5
R: 0 H: 0 E: 0 LOB: 0 K: 1 BB: 0 S: 5 P: 5	R: 3 H: 4 E: 0 LOB: 1 K: 0 BB: 0 S: 5 P: 5
R: 0 H: 0 E: 0 LOB: 0 K: 1 BB: 0 S: 5 P: 5	R: 3 H: 4 E: 0 LOB: 1 K: 0 BB: 0 S: 5 P: 5
R: 0 H: 0 E: 0 LOB: 0 K: 1 BB: 0 S: 5 P: 5	R: 3 H: 4 E: 0 LOB: 1 K: 0 BB: 0 S: 5 P: 5
R: 0 H: 0 E: 0 LOB: 0 K: 1 BB: 0 S: 5 P: 5	R: 3 H: 4 E: 0 LOB: 1 K: 0 BB: 0 S: 5 P: 5

PITCHER		IP	WLS	BF	H	R	ER	SO	BB	IBB	HBP	BLK	WP	HR	S	P	ERA	WHIP
Tom Seaver, R (1, 1)	ERA: 3.24	8.1		32	7	4	3	3	0	0	0	0	0	1	38	38	3.24	0.840
Danny Frisella, R (9, 1)	ERA:	0.0	L	2	2	1	1	0	0	0	0	0	0	0	2	2	∞	∞

Batter	1	2	3	4	5	6	7	8	9	10	11	12	13	14	15	AB	R	H	RBI	BB	SO	LOB	TOP					
Maury Wills, S OBP: 0.333, SLG: 0.333 (1, 5)	F2			E4		1B		L6			4-3		F9			7	0	2	2	0	0	1						
Gene Alley, R OBP: 0.167, SLG: 0.167 (1, 6)	F8			F5		1B		F9			5-3			1-3	1B	7	0	1	0	0	0	3						
Roberto Clemente, R OBP: 0.100, SLG: 0.400 (1, 9)	K			5-3		1B		F9			6-3			1-3		6	0	0	0	0	0	1	3					
Willie Stargell, L OBP: 0.200, SLG: 0.111 (1, 7)		F9		K				F8			F8		G3			6	0	1	0	0	1	1						
Donn Clendenon, R OBP: 0.100, SLG: 0.400 (1, 3)		K			4-3			HR			6-3		6-3		1B	6	1	1	1	0	1	1						
Bill Mazerowski, R OBP: 0.200, SLG: 0.200 (1, 4)		F8			F7			E9			F7		F7			6	1	1	0	0	0	0						
Manny Mota, R OBP: 0.200, SLG: 0.200 (1, 8)			F6			CS		F9			F8					5	0	1	0	0	0	1						
Jerry May, R OBP: 0.333, SLG: 0.143 (1, 2)			F6			CS		F6			K					4	0	1	0	1	1	0						
Matty Alou, L OBP: 1.000, SLG: 1.000 (15, PH)			F6			CS					K					0	1	0	0	1	0	0						
Bob Moose, R (15, 1)			F6			CS					K					0	0	0	0	0	0	0						
Bob Vesie, S Jose Pagan, R Roy Face, R Manny Jimenez, L Carl Taylor, R (15, 2)			F9			CS		K			K					4	0	0	0	0	2	2						
Inning Stats	R: 0 E: 0 K: 1 S: 5	H: 0 LOB: 0 BB: 0 P: 5	R: 0 E: 0 K: 1 S: 5	H: 0 LOB: 0 BB: 0 P: 5	R: 0 E: 0 K: 1 S: 6	H: 0 LOB: 1 BB: 0 P: 6	R: 0 E: 0 K: 1 S: 3	H: 1 LOB: 0 BB: 0 P: 3	R: 0 E: 0 K: 0 S: 7	H: 2 LOB: 2 BB: 0 P: 7	R: 1 E: 0 K: 1 S: 7	H: 2 LOB: 2 BB: 1 P: 11	R: 0 E: 0 K: 0 S: 3	H: 0 LOB: 0 BB: 0 P: 3	R: 0 E: 0 K: 0 S: 5	H: 0 LOB: 0 BB: 0 P: 5	R: 0 E: 0 K: 0 S: 3	H: 0 LOB: 0 BB: 0 P: 3	R: 0 E: 0 K: 0 S: 4	H: 1 LOB: 1 BB: 0 P: 4	R: 0 E: 0 K: 0 S: 4	H: 1 LOB: 1 BB: 0 P: 4	R: 2 E: 1 K: 0 S: 4	H: 1 LOB: 1 BB: 1 P: 9	1B: 7 2B: 0 3B: 0 HR: 1	SF: 0 SAC: 1 DP: 1 HBP: 1	WP: 0 PB: 0 SB: 0 CS: 1	PA: 57
PITCHER	IP	WLS	BF	H	R	ER	SO	BB	IBB	HBP	BLK	WP	HR	S	P	ERA	WHIP											
Mike McCormick, L ERA: 0.69 (1, 1)	13.0		46	6	1	1	6	0	1	0	0	0	1	57	61	0.69	0.462											
Frank Linzy, R ERA: 3.86 (14, 1)	1.1	L	7	1	2	1	0	0	1	0	0	0	0	6	10	6.75	0.750											
Bill Henry, L ERA: (15, 1)	0.0		2	1	0	0	0	0	0	1	0	0	0	1	2	∞	∞											
Bobby Bolin, R ERA: (15, 1)	0.2		1	0	0	0	0	0	0	0	0	0	0	1	1	0.00	0.000											

Pittsburgh Pirates @ San Francisco Giants
Candlestick Park, San Francisco, CA

Thu Apr 11 1968, 6:33 AM EST
Att. 7,844 - Unknown

livebaseballscores.com

AB 52
R 3
H 8
RBI 3
BB 2
SO 6
LOB 13



Batter	1	2	3	4	5	6	7	8	9	10	11	12	13	14	15	AB	R	H	RBI	BB	SO	LOB										
Ron Hunt, R OBP: 0.273, SLG: 0.364 (1, 4)	0-0 1B		0-0 1B		0-0 1B 2B		0-0 G6-4-3 1-2f			0-0 F8			0-0 1-3		0-0 E3	7	1	3	0	0	0	1										
Jim Davenport, R OBP: 0.162, SLG: 0.162 (1, 5)	0-0 F9		0-0 1B		0-0 1B			0-0 F9		0-0 F9			0-0 F7		0-0 F8	7	0	2	1	0	0	2										
Willie McCovey, L OBP: 0.200, SLG: 0.500 (1, 3)	0-3 K		0-0 4-3		0-0 F6			0-0 4-3		0-0 4-3				0-0 4-3		6	0	0	0	0	1	4										
Willie Mays, R OBP: 0.400, SLG: 0.333 (1, 8)	0-0 F2			0-0 F7		0-0 5-3		0-0 6-3			4-0 CS BB			0-0 1B 1B		5	0	1	0	1	0	1										
Jim Ray Hart, R OBP: 0.200, SLG: 0.200 (1, 7)		0-0 F4		0-3 K		0-0 6-3		0-0 6-3		0-0 6-3		0-0 CS	0-0 F4			6	0	1	0	0	1	0										
Jack Hiatt, R OBP: 0.500, SLG: 0.333 (1, 2)		0-0 F9		4-0 FC6-4 BB		4-0 BB								0-0 1B		3	0	1	0	2	0	0										
Ty Cline, L (12, PR)		0-0 F9												0-0 F6		0	0	0	0	0	0	0										
Bob Barton, R (13, 2)																0	0	0	0	0	0	0										
Ollie Brown, R (14, PH)																1	0	0	0	0	0	2										
Dick Dietz, R (15, 2)																0	0	0	0	0	0	0										
Jesus Alou, R OBP: 0.200, SLG: 0.300 (1, 9)		0-0 2-3		0-0 FC6-4 1-2f		0-0 5-3		0-0 2-3					0-0 F9		0-0 FC6-4 1-2f	6	0	0	0	0	0	5										
Hal Lanier, R (1, 6)			0-0 5-3		0-0 F8		0-0 F8			0-0 F3			0-3 K			4	0	0	0	0	0	0										
Nate Oliver, R OBP: 0.333, SLG: 0.333 (12, PH) (13, 6)															0-0 6-3	2	0	0	0	0	1	1										
Mike McCormick, L (1, 1)			0-0 F9		0-3 K		4-0 K			0-3 K				0-0 4-3		3	0	0	0	1	2	0										
Dave Marshall, L (13, PH)																1	0	0	0	0	0	0										
Frank Linzy, R (14, 1)																0	0	0	0	0	0	0										
Bill Henry, L (15, 1)																0	0	0	0	0	0	0										
Bobby Bolin, R (15, 1)																0	0	0	0	0	0	0										
Frank Johnson, R (15, PH)																1	0	0	0	0	0	0										
Inning Stats	R: 0 E: 0 K: 1 S: 6	H: 1 LOB: 1 BB: 0 P: 6	R: 0 E: 0 K: 0 S: 3	H: 0 LOB: 0 BB: 0 P: 3	R: 0 E: 0 K: 0 S: 5	H: 2 LOB: 2 BB: 0 P: 5	R: 0 E: 0 K: 1 S: 5	H: 0 LOB: 1 BB: 1 P: 9	R: 1 E: 0 K: 1 S: 7	H: 2 LOB: 1 BB: 0 P: 7	R: 0 E: 0 K: 0 S: 2	H: 0 LOB: 0 BB: 1 P: 6	R: 0 E: 0 K: 0 S: 3	H: 0 LOB: 0 BB: 0 P: 3	R: 0 E: 0 K: 0 S: 3	H: 0 LOB: 0 BB: 0 P: 3	R: 0 E: 0 K: 1 S: 5	H: 0 LOB: 1 BB: 0 P: 5	R: 0 E: 0 K: 0 S: 2	H: 0 LOB: 0 BB: 1 P: 6	R: 0 E: 0 K: 1 S: 6	H: 1 LOB: 1 BB: 0 P: 6	R: 0 E: 0 K: 0 S: 3	H: 0 LOB: 0 BB: 0 P: 3	R: 0 E: 0 K: 0 S: 5	H: 2 LOB: 2 BB: 0 P: 5	R: 0 E: 1 K: 0 S: 4	H: 0 LOB: 1 BB: 0 P: 4	1B: 7 2B: 1 3B: 0 HR: 0	SF: 0 SAC: 0 DP: 1 HBP: 0	WP: 0 PB: 0 SB: 0 CS: 1	PA: 57

BOTTOM

Pittsburgh Pirates @ San Francisco Giants
 Candlestick Park, San Francisco, CA

Thu Apr 11 1968, 6:33 AM EST
 Att. 7,844 - Unknown

AB	52
R	1
H	8
RBI	1
BB	4
SO	5
LOB	16



PITCHER	IP	WLS	BF	H	R	ER	SO	BB	IBB	HBP	BLK	WP	HR	S	P	ERA	WHIP
Bob Veale, L ERA: 0.75 (1, 1)	12.0		44	6	1	1	50	4	0	0	0	0	0	8	8	0.00	1.000
Roy Face, R ERA: (13, 1)	2.0	W	8	2	0	0	0	0	0	0	0	0	0	8	4	0.00	0.000
Bob Moose, R ERA: (15, 1)	1.0	S	4	0	0	0	0	0	0	0	0	0	0	4	4	0.00	0.000

Batter	1	2	3	4	5	6	7	8	9	AB R H RBI BB SO LOB	TOP		
Maury Wills, S (1, 5) OBP: 0.250, SLG: 0.250	0-0 F8		0-0 FC4-6 CS 1-2f 3-H		0-0 F8		0-0 F1			4 0 0 1 0 0 5	Pittsburgh Pirates @ San Francisco Giants Candlestick Park, San Francisco, CA Sat Apr 13 1968, 6:33 AM EST Att: 11,488 - Unknown livebaseballscorecards.com		
Gene Alley, R (1, 6) OBP: 0.125, SLG: 0.125	0-0 5-3		0-3 K 1-2		0-0 6-3			0-3 K		4 0 0 0 0 2 1			
Roberto Clemente, R (1, 9) OBP: 0.143, SLG: 0.357	0-0 1B			0-0 4-3		0-0 5-3		0-0 4-3		4 0 1 0 0 0 0			
Willie Stargell, L (1, 7) OBP: 0.214, SLG: 0.083	0-0 4-3			0-0 F8		0-0 F8		4-0 BB		3 0 0 0 1 0 1			
Donn Clendenon, R (1, 3) OBP: 0.143, SLG: 0.357		0-0 P4		0-0 4-3		0-0 SH1-4 1B		0-0 F9		4 1 1 0 0 0 1			
Bill Mazerowski, R (1, 4) OBP: 0.231, SLG: 0.231		0-0 1-3			0-0 F8		0-0 SH1-4 1-2		0-0 1-3 1B	3 0 1 0 0 0 0			
Matty Alou, L (1, 8) OBP: 0.750, SLG: 0.500		0-0 1-3			0-0 FC1-4 1B		4-0 1B IBB		0-0 1-3 1-2	3 0 1 0 1 0 1			
Jerry May, R (1, 2) OBP: 0.308, SLG: 0.182			0-0 E FC4-6 1B		0-0 FC1-4 1B 1-2f		0-3 K		0-0 6-3	4 1 1 0 0 1 4			
Al McBean, R (1, 1) OBP: 0.667, SLG: 0.667			0-0 SH FC4-6 1-3		0-0 1-2 1B		0-0 1-3 2-H 1B		0-3 K	3 0 2 1 0 1 1			
Inning Stats	R: 0 E: 0 K: 0 S: 4 H: 1 LOB: 1 BB: 0 P: 4	R: 0 E: 0 K: 0 S: 3 H: 0 LOB: 0 BB: 0 P: 3	R: 1 E: 1 K: 1 S: 6 H: 1 LOB: 1 BB: 0 P: 6	R: 0 E: 0 K: 0 S: 3 H: 0 LOB: 0 BB: 0 P: 3	R: 0 E: 0 K: 0 S: 5 H: 2 LOB: 2 BB: 0 P: 5	R: 0 E: 0 K: 0 S: 3 H: 0 LOB: 0 BB: 0 P: 3	R: 1 E: 0 K: 1 S: 7 H: 2 LOB: 2 BB: 1 P: 11	R: 0 E: 0 K: 1 S: 5 H: 0 LOB: 1 BB: 1 P: 9	R: 0 E: 0 K: 1 S: 6 H: 1 LOB: 1 BB: 0 P: 6	1B: 7 2B: 1 3B: 0 HR: 0 SF: 0 SAC: 2 DP: 1 HBP: 0	WP: 0 PB: 0 SB: 0 CS: 1 PA: 36		
PITCHER	IP WLS BF H R ER SO BB IBB HBP BLK WP HR S P ERA WHIP											PITCHER	IP WLS BF H R ER SO BB IBB HBP BLK WP HR S P ERA WHIP
Gaylord Perry, R (1, 1) ERA: 1.13	8.0 L 32 6 2 1 3 1 1 0 0 0 0 0 0 36 44 1.12 0.875												
Frank Linzy, R (9, 1) ERA: 2.7	1.0 4 1 0 0 1 0 0 0 0 0 0 0 0 6 6 0.00 1.000												

AB	32
R	2
H	7
RBI	2
BB	2
SO	4
LOB	14



BOTTOM

Pittsburgh Pirates @ San Francisco Giants
Candlestick Park, San Francisco, CA

Sat Apr 13 1968, 6:33 AM EST
Att. 11,488 - Unknown

livebaseballscores.com

AB	29
R	1
H	3
RBI	1
BB	2
SO	5
LOB	7



AB R H RBI BB SO LOB

3	0	0	0	1	0	0
4	0	0	0	0	0	1
3	0	1	0	1	2	1
4	1	1	0	0	0	2
3	0	0	0	0	0	2
3	0	1	1	0	1	0
0	0	0	0	0	0	0
0	0	0	0	0	0	0
3	0	0	0	0	1	1
2	0	0	0	0	0	0
1	0	0	0	0	0	0
0	0	0	0	0	0	0
2	0	0	0	0	1	0
1	0	0	0	0	0	0
0	0	0	0	0	0	0

1B:	3	SF:	0
2B:	0	SAC:	0
3B:	0	DP:	0
HR:	0	HBP:	0

WP:	0	PA:	31
PB:	0		
SB:	0		
CS:	0		

WP	HR	S	P	ERA	WHIP
----	----	---	---	-----	------

Batter	1	2	3	4	5	6	7	8	9
Ron Hunt, R OBP: 0.267, SLG: 0.286 (1, 4)	4-0 BB G3		X 0-0 4-3			X 0-0 4-3		X 0-0 5-3	
Jim Davenport, R OBP: 0.133, SLG: 0.133 (1, 5)	0-0 1-2 G3		X 0-0 F9			X 0-0 4-3		X 0-0 5-3	
Willie Mays, R OBP: 0.429, SLG: 0.333 (1, 8)	0-3 SS K		BBB BB			X 0-0 1B		SS K	
Willie McCovey, L OBP: 0.214, SLG: 0.429 (1, 3)	0-0 6-3		X 0-0 F7			X 0-0 1-3 1B		X 0-0 F8	
Jim Ray Hart, R OBP: 0.154, SLG: 0.154 (1, 7)		X 0-0 6-3	X 0-0 6-3			X 0-0 1-3		X 0-0 1-2	
Jack Hiatt, R OBP: 0.455, SLG: 0.333 (1, 2)		X 0-0 5-3		SS K		X 0-0 1B		X 0-0 2-H 1B	
Frank Johnson, R (7, PR)				SS K		X 0-0 5-3		X 0-0 L5-3	
Bob Barton, R (8, 2)				SS K		X 0-0 5-3		X 0-0 F7	
Jesus Alou, R OBP: 0.154, SLG: 0.231 (1, 9)		X 0-0 6-3		SS K					
Hal Lanier, R (1, 6)			X 0-0 1-3						
Ty Cline, L (8, PH)									
Nate Oliver, R OBP: 0.333, SLG: 0.333 (9, 6)									
Gaylord Perry, R (1, 1)			X 0-0 F7						
Dave Marshall, L (8, PH)									
Frank Linzy, R (9, 1)									

Inning Stats	R: 0 H: 0 E: 0 LOB: 1 K: 1 BB: 1 S: 5 P: 9	R: 0 H: 0 E: 0 LOB: 0 K: 0 BB: 0 S: 3 P: 3	R: 0 H: 0 E: 0 LOB: 0 K: 0 BB: 0 S: 3 P: 3	R: 0 H: 0 E: 0 LOB: 1 K: 0 BB: 1 S: 3 P: 7	R: 0 H: 0 E: 0 LOB: 0 K: 2 BB: 0 S: 7 P: 7	R: 0 H: 0 E: 0 LOB: 0 K: 1 BB: 0 S: 5 P: 5	R: 1 H: 3 E: 0 LOB: 1 K: 0 BB: 0 S: 5 P: 5	R: 0 H: 0 E: 0 LOB: 0 K: 0 BB: 0 S: 3 P: 3	R: 0 H: 0 E: 0 LOB: 0 K: 1 BB: 0 S: 5 P: 5
--------------	---	---	---	---	---	---	---	---	---

PITCHER Al McBean, R ERA: 1.0 (1, 1)	IP 9.0	WLS W	BF 31	H 3	R 1	ER 1	SO 5	BB 2	IBB 0	HBP 0	BLK 0	WP 0	HR 0	S 39	P 47	ERA 1.00	WHIP 0.556
--	-----------	----------	----------	--------	--------	---------	---------	---------	----------	----------	----------	---------	---------	---------	---------	-------------	---------------

Batter	1	2	3	4	5	6	7	8	9	AB R H RBI BB SO LOB	TOP																			
Tony Taylor, R OBP: 0.333, SLG: 0.263 (1, 5)	0-0 5-3		0-0 F8			0-0 G6-3		0-3 K		4 0 0 0 0 1 3																				
Cookie Rojas, R OBP: 0.333, SLG: 0.381 (1, 4)	0-3 K			0-0 3-1 WP 1B		0-3 K		0-3 K	4 1 1 0 0 3 0																					
Johnny Callison, L OBP: 0.238, SLG: 0.158 (1, 9)	0-3 K			0-0 3-1			0-0 F9		0-0 F7	4 0 0 0 0 1 1																				
Dick Allen, R OBP: 0.286, SLG: 0.300 (1, 7)		0-3 K		0-0 3-1			0-3 K		0-0 F5	4 0 1 1 0 2 0																				
Tony Gonzalez, L OBP: 0.250, SLG: 0.182 Gary Wagner, R (7, 1)		0-0 4-3		0-0 G3-6-3			0-0 L3			3 0 0 0 0 0 1 0 0 0 0 0 0 0																				
Bill White, L OBP: 0.105, SLG: 0.263 (1, 3)		0-0 F3			0-3 K			0-0 1-3		3 0 0 0 0 1 0																				
Clay Dalrymple, L OBP: 0.200, SLG: 0.200 (1, 2)			0-0 3-1		0-0 F8			0-0 2B 1B		3 1 1 0 0 0 0																				
Bobby Wine, R OBP: 0.333, SLG: 0.500 (1, 6)			0-0 6-3		0-0 F2			0-0 2B		3 0 1 1 0 0 0																				
Rick Wise, R OBP: 1.000, SLG: 1.000 Dick Hall, R (5, 1)			0-0			0-0 G6-3 1B		0-3 K		1 0 1 0 0 0 0 0 0 0 0 0 0 0																				
John Briggs, L OBP: 0.333, SLG: 0.333 Jeff James, R (6, 1)										1 0 1 0 0 0 0 0 0 0 0 0 0 0																				
Don Lock, R (7, 8)										0 0 0 0 0 0 0 1 0 0 0 0 1 1																				
Inning Stats	R: 0 E: 0 K: 2 S: 7	H: 0 LOB: 0 BB: 0 P: 7	R: 0 E: 0 K: 1 S: 5	H: 0 LOB: 0 BB: 0 P: 5	R: 0 E: 0 K: 0 S: 4	H: 1 LOB: 1 BB: 0 P: 4	R: 1 E: 0 K: 0 S: 4	H: 2 LOB: 0 BB: 0 P: 4	R: 0 E: 0 K: 1 S: 5	H: 0 LOB: 0 BB: 0 P: 5	R: 0 E: 0 K: 1 S: 5	H: 0 LOB: 0 BB: 0 P: 5	R: 1 E: 0 K: 2 S: 9	H: 2 LOB: 1 BB: 0 P: 9	R: 0 E: 0 K: 1 S: 5	H: 0 LOB: 0 BB: 0 P: 5	1B: 5 2B: 1 3B: 0 HR: 0	SF: 0 SAC: 0 DP: 2 HBP: 0	WP: 1 PB: 0 SB: 0 CS: 0	PA: 31										
PITCHER Juan Marichal, R ERA: 3.18 (1, 1)	IP 9.0	WLS W	BF 31	H 6	R 2	ER 2	SO 9	BB 0	IBB 0	HBP 0	BLK 0	WP 1	HR 0	S 49	P 49	ERA 2.00	WHIP 0.667													
											PITCHER	IP	WLS	BF	H	R	ER	SO	BB	IBB	HBP	BLK	WP	HR	S	P	ERA	WHIP		

Philadelphia Phillies @ San Francisco Giants
Candlestick Park, San Francisco, CA
Sun Apr 14 1968, 6:33 AM EST
Unknown

livebaseballscorecards.com

AB	31
R	2
H	6
RBI	2
BB	0
SO	9
LOB	6



Batter	1	2	3	4	5	6	7	8	9	AB	R	H	RBI	BB	SO	LOB
Ron Hunt, R Nate Oliver, R	0-0 6-3		0-0 P4				0-0 5-3	0-0		4	2	1	0	0	0	0
Jim Davenport, R Frank Johnson, R	0-0 G5-4-3 1B		0-0 5-3				0-0 1B 2B 1B	0-0 6-3		4	1	3	0	0	0	0
Willie Mays, R Ty Cline, L	0-0 G5-4-3 1-2f		0-0 1B				0-0 2B HR 1B	1-0		5	2	4	4	0	0	1
Willie McCovey, L		1-0 2B WP HBP	0-0 1B				0-0 HR 2B	0-0 3-1		5	3	3	1	0	0	4
Jim Ray Hart, R Ollie Brown, R		0-0 5-3	0-0 P4				0-0 1B 2B 1B	0-0 5-3		5	2	2	3	0	0	3
Jack Hiatt, R		4-0 2B BB		0-3 K			0-0 1B 2B 1B	0-0 5-3		3	1	1	1	2	1	0
Jesus Alou, R		0-0 1-3 2B		0-0 1-3			0-0 1B 2B	0-0 E1		5	1	3	3	0	0	0
Hal Lanier, R		0-0 6-3		0-0 PB 1B			0-0 F7	0-0 P3		5	0	1	0	0	0	6
Juan Marichal, R		0-0 F9		0-0 F2			0-0 1B HBP 1B	0-3 K		5	1	1	1	0	1	3

Inning Stats	R: 0	H: 1	E: 0	LOB: 0	K: 0	S: 3	P: 3	R: 1	H: 1	E: 0	LOB: 2	K: 0	S: 4	P: 9	R: 0	H: 2	E: 0	LOB: 2	K: 0	S: 5	R: 0	H: 1	E: 0	LOB: 1	K: 1	S: 6	R: 8	H: 9	E: 0	LOB: 2	K: 0	S: 12	R: 0	H: 0	E: 1	LOB: 1	K: 0	S: 4	R: 4	H: 5	E: 0	LOB: 2	K: 1	S: 10	R: 0	H: 1	E: 0	LOB: 2	K: 0	S: 4	1B: 13	SF: 0	2B: 5	SAC: 1	3B: 0	DP: 1	HR: 2	HBP: 3
--------------	------	------	------	--------	------	------	------	------	------	------	--------	------	------	------	------	------	------	--------	------	------	------	------	------	--------	------	------	------	------	------	--------	------	-------	------	------	------	--------	------	------	------	------	------	--------	------	-------	------	------	------	--------	------	------	--------	-------	-------	--------	-------	-------	-------	--------


PITCHER	IP	WLS	BF	H	R	ER	SO	BB	IBB	HBP	BLK	WP	HR	S	P	ERA	WHIP
Rick Wise, R	(1, 1)	4.1	L	23	9	5	5	1	1	0	0	1	1	23	28	10.38	2.308
Dick Hall, R	(5, 1)	0.2		8	5	4	0	0	0	1	0	0	0	7	8	54.00	7.500
Jeff James, R	(6, 1)	1.2		12	5	4	1	1	0	0	0	0	1	13	17	21.60	3.600
Gary Wagner, R	(7, 1)	1.1		6	1	0	0	0	0	1	0	0	0	5	6	0.00	0.750

BOTTOM

Philadelphia Phillies @ San Francisco Giants
Candlestick Park, San Francisco, CA

Sun Apr 14 1968, 6:33 AM EST
Unknown

AB	43
R	13
H	20
RBI	13
BB	2
SO	2
LOB	18



WP: 1	PA: 49
PB: 1	SB: 0
CS: 0	

livebaseballscores.com

Batter	1	2	3	4	5	6	7	8	9	AB R H RBI BB SO LOB	TOP
Tony Taylor, R OBP: 0.292, SLG: 0.227 (1, 5) X	0-0 1-3		0-0 SH5-3		0-0 L8			0-3 K		3 0 0 0 0 1 0	Philadelphia Phillies @ San Francisco Giants Candlestick Park, San Francisco, CA Sun Apr 14 1968, 6:38 AM EST Att: 18,314 - Unknown livebaseballscorecards.com
Cookie Rojas, R OBP: 0.400, SLG: 0.440 (1, 4) X	0-0 1B		0-0 1B		0-0 6-3			0-0 1B		4 0 3 0 0 0 0	
Dick Allen, R OBP: 0.240, SLG: 0.261 (1, 7) X	0-0 F3		0-0 SF8		0-0 F3			0-3 K		3 0 0 1 0 1 2	
Don Lock, R (1, 9) X	0-0 P6		0-3 K		0-0 F7			0-3 K		4 0 0 0 0 2 3	
Larry Hise, R OBP: 0.455, SLG: 0.500 (1, 8)		0-3 K		0-3 K		0-3 K		4-0 BB		3 0 0 0 1 3 0	
Don Money, R OBP: 0.333, SLG: 0.385 (1, 6)		4-0 BB		0-0 G3 1B		0-3 K		0-3 K		3 0 1 0 1 2 1	
Rick Joseph, R OBP: 0.333, SLG: 0.200 (1, 3)		0-0 F9		0-0 G3 1B		4-0 G6-4-3		0-3 K		3 0 1 0 1 1 2	
Mike Ryan, R OBP: 0.077, SLG: 0.077 Johnny Callison, L OBP: 0.227, SLG: 0.150 (1, 2) (9, PH)		0-0 P4		0-0 G3		0-0 G6-4-3		0-0 L7		3 0 0 0 0 0 4 1 0 0 0 0 0 1	
Chris Short, R OBP: 0.200, SLG: 0.200 Gary Sutherland, R OBP: 0.333, SLG: 0.333 Turk Farrell, R (7, 1) (7, 1)			0-0 1B SH5-3 SF8 1B		0-0 P6		0-0 P6			2 1 1 0 0 0 2 1 0 0 0 0 0 0 0 0 0 0 0 0 0	
Inning Stats	R: 0 H: 1 E: 0 LOB: 1 K: 0 BB: 0 S: 4 P: 4	R: 0 H: 0 E: 0 LOB: 1 K: 1 BB: 1 S: 5 P: 9	R: 1 H: 2 E: 0 LOB: 1 K: 1 BB: 0 S: 7 P: 7	R: 0 H: 2 E: 0 LOB: 2 K: 1 BB: 0 S: 7 P: 7	R: 0 H: 0 E: 0 LOB: 0 K: 2 BB: 0 S: 3 P: 3	R: 0 H: 0 E: 0 LOB: 0 K: 2 BB: 0 S: 7 P: 7	R: 0 H: 0 E: 0 LOB: 0 K: 0 BB: 1 S: 2 P: 6	R: 0 H: 1 E: 0 LOB: 1 K: 3 BB: 0 S: 10 P: 10	R: 0 H: 0 E: 0 LOB: 1 K: 2 BB: 1 S: 7 P: 11	1B: 6 SF: 1 2B: 0 SAC: 1 3B: 0 DP: 1 HR: 0 HBP: 0	WP: 0 PA: 35 PB: 0 SB: 0 CS: 0
PITCHER Ray Sadecki, L ERA: 1.0 (1, 1)	IP WLS BF H R ER SO BB IBB HBP BLK WP HR S P ERA WHIP										
	9.0 W 35 6 1 1 10 3 0 0 0 0 0 52 64 1.00 1.000										



Batter	1	2	3	4	5	6	7	8	9	AB	R	H	RBI	BB	SO	LOB						
Ron Hunt, R OBP: 0.292, SLG: 0.286 (1, 4)	F9		F2		6-3			5-3 SH1-4 HBP		3	0	0	0	0	0	0						
Jim Davenport, R OBP: 0.273, SLG: 0.238 (1, 5)	5-3			4-0 HR BB		F9		SH1-4		2	1	0	0	1	0	0						
Willie McCovey, L OBP: 0.333, SLG: 0.455 (1, 3)	K			0-3 K		F9		4-0 5-3 IBB		3	0	0	0	1	2	1						
Jim Ray Hart, R OBP: 0.318, SLG: 0.727 (1, 7)		0-0 HR		0-0 1-H HR		0-0 1B		0-0 5-3		4	2	3	3	0	0	2						
Jack Hiatt, R OBP: 0.500, SLG: 0.333 (1, 2)		0-0 FC5-4 1B		4-0 BB		0-3 K		0-0 6-3		3	0	1	0	1	1	3						
Jesus Alou, R OBP: 0.238, SLG: 0.381 (1, 9)		0-0 FC5-4 G6-4-3		0-0 F7			0-0 4-3			3	0	0	0	0	0	2						
Frank Johnson, R OBP: 0.200, SLG: 0.200 (1, 8)		0-0 G6-4-3		0-0 F9			0-0 FC4-3 1B			3	0	1	0	0	0	2						
Willie Mays, R OBP: 0.526, SLG: 0.647 (8, 8)										0	0	0	0	0	0	0						
Hal Lanier, R OBP: 0.063, SLG: 0.063 (1, 6)			0-0 P6		0-0 1-3		0-0 FC4-3			3	0	0	0	0	0	1						
Ray Sadecki, L (1, 1)			0-0 P4		0-3 K		0-3 K			3	0	0	0	0	2	1						
Inning Stats	R: 0 E: 0 K: 1 S: 5	H: 0 LOB: 0 BB: 0 P: 5	R: 1 E: 0 K: 0 S: 4	H: 2 LOB: 0 BB: 0 P: 4	R: 0 E: 0 K: 0 S: 3	H: 0 LOB: 0 BB: 0 P: 3	R: 2 E: 0 K: 1 S: 6	H: 1 LOB: 1 BB: 2 P: 14	R: 0 E: 0 K: 1 S: 5	H: 0 LOB: 0 BB: 0 P: 5	R: 0 E: 0 K: 1 S: 6	H: 1 LOB: 1 BB: 0 P: 6	R: 0 E: 0 K: 1 S: 6	H: 0 LOB: 2 BB: 1 P: 8	R: 0 E: 0 K: 0 S: 3	H: 0 LOB: 2 BB: 1 P: 8	1B: 3 2B: 0 3B: 0 HR: 2	SF: 0 SAC: 1 DP: 1 HBP: 1	WP: 0 PB: 0 SB: 0 CS: 0	PA: 32		
PITCHER	IP WLS BF H R ER SO BB IBB HBP BLK WP HR S P ERA WHIP	IP WLS BF H R ER SO BB IBB HBP BLK WP HR S P ERA WHIP	IP WLS BF H R ER SO BB IBB HBP BLK WP HR S P ERA WHIP	IP WLS BF H R ER SO BB IBB HBP BLK WP HR S P ERA WHIP	IP WLS BF H R ER SO BB IBB HBP BLK WP HR S P ERA WHIP	IP WLS BF H R ER SO BB IBB HBP BLK WP HR S P ERA WHIP	IP WLS BF H R ER SO BB IBB HBP BLK WP HR S P ERA WHIP	IP WLS BF H R ER SO BB IBB HBP BLK WP HR S P ERA WHIP	IP WLS BF H R ER SO BB IBB HBP BLK WP HR S P ERA WHIP	IP WLS BF H R ER SO BB IBB HBP BLK WP HR S P ERA WHIP	IP WLS BF H R ER SO BB IBB HBP BLK WP HR S P ERA WHIP	IP WLS BF H R ER SO BB IBB HBP BLK WP HR S P ERA WHIP	IP WLS BF H R ER SO BB IBB HBP BLK WP HR S P ERA WHIP	IP WLS BF H R ER SO BB IBB HBP BLK WP HR S P ERA WHIP	IP WLS BF H R ER SO BB IBB HBP BLK WP HR S P ERA WHIP	IP WLS BF H R ER SO BB IBB HBP BLK WP HR S P ERA WHIP	IP WLS BF H R ER SO BB IBB HBP BLK WP HR S P ERA WHIP	IP WLS BF H R ER SO BB IBB HBP BLK WP HR S P ERA WHIP	IP WLS BF H R ER SO BB IBB HBP BLK WP HR S P ERA WHIP	IP WLS BF H R ER SO BB IBB HBP BLK WP HR S P ERA WHIP	IP WLS BF H R ER SO BB IBB HBP BLK WP HR S P ERA WHIP	IP WLS BF H R ER SO BB IBB HBP BLK WP HR S P ERA WHIP

BOTTOM

Philadelphia Phillies @ San Francisco Giants
 Candlestick Park, San Francisco, CA
 Sun Apr 14 1968, 6:38 AM EST
 Att. 18,314 - Unknown

livebaseballscorecards.com

AB	27
R	3
H	5
RBI	3
BB	3
SO	5
LOB	12



Batter	1	2	3	4	5	6	7	8	9	AB	R	H	RBI	BB	SO	LOB
Al Weis, S OBP: 0.286, SLG: 0.231 (1, 6)	0-0 F7		0-0 1B		0-0 F7		0-0 FC5-2 1B 1-2 G1-2-3 3-H 1B			4	0	2	1	0	0	1
Ken Boswell, L OBP: 0.281, SLG: 0.355 (1, 4)	0-0 F4		0-0 5-3			0-0 1-3 2B 1B	0-0 1-2 2-3 1B			4	1	2	0	0	0	1
Tommie Agee, R OBP: 0.194, SLG: 0.167 (1, 8)	0-0 6-3			0-0 6-3		0-0 F2	0-0 FC5-2 1-2 2-3 3-H			4	0	0	0	0	0	4
Ron Swoboda, R OBP: 0.300, SLG: 0.333 (1, 9)		0-3 K		0-0 1B		0-0 1-3 1-2	0-0 G1-2-3 3-H			4	0	1	0	0	1	4
Cleon Jones, R OBP: 0.286, SLG: 0.462 (1, 7)		0-0 HR		0-0 F8		4-0 2B BB		0-0 1-3		3	1	1	1	1	0	1
Ed Charles, R OBP: 0.136, SLG: 0.190 (1, 5)		0-0 1-3		0-0 F8		0-0 1-3 2-H 2B		0-0 6-3		4	0	1	1	0	0	1
Art Shamsky, L OBP: 0.400, SLG: 0.421 (1, 3)		0-0 3-1			0-3 K	0-0 F6		0-0 G3		4	0	0	0	0	1	2
Ed Kranepool, L OBP: 0.208, SLG: 0.136 (9, 3)										0	0	0	0	0	0	0
Jerry Grote, R OBP: 0.409, SLG: 0.368 (1, 2)			0-0 1-3		0-0 FC4-6 BB		0-0 E 1B 2B			2	1	1	0	1	0	0
Jerry Koosman, R (1, 1)			0-3 K		0-0 FC4-6 1-2		0-0 E1 1B 1B FC5-2 2-3			3	0	0	0	0	1	2

Inning Stats	R: 0	H: 0	E: 0	K: 0	S: 3	R: 1	H: 1	E: 0	K: 1	S: 6	R: 0	H: 1	E: 0	K: 1	S: 6	R: 0	H: 1	E: 0	K: 0	S: 4	R: 0	H: 0	E: 0	K: 1	S: 5	R: 1	H: 2	E: 0	K: 0	S: 5	R: 1	H: 3	E: 1	K: 0	S: 6	R: 0	H: 0	E: 0	K: 0	S: 3	1B: 5	SF: 0	2B: 2	SAC: 0	3B: 0	DP: 1	HR: 1	HBP: 0	WP: 0	PA: 34
--------------	------	------	------	------	------	------	------	------	------	------	------	------	------	------	------	------	------	------	------	------	------	------	------	------	------	------	------	------	------	------	------	------	------	------	------	------	------	------	------	------	-------	-------	-------	--------	-------	-------	-------	--------	-------	--------

PITCHER	IP	WLS	BF	H	R	ER	SO	BB	IBB	HBP	BLK	WP	HR	S	P	ERA	WHIP
Mike McCormick, L ERA: 1.42 (1, 1)	6.0	L	25	5	2	2	3	2	0	0	0	0	1	29	37	3.00	1.167
Bobby Bolin, R ERA: (7, 1)	0.0		3	2	1	0	0	0	0	0	0	0	0	3	3	∞	∞
Frank Linzy, R ERA: 1.69 (7, 1)	2.0		6	1	0	0	0	0	0	0	0	0	0	6	6	0.00	0.500

BOTTOM

San Francisco Giants @ New York Mets
Shea Stadium, Flushing, NY
Wed Apr 17 1968, 6:05 PM EST
Att. 52,079 - Unknown

livebaseballscorecards.com

AB	32
R	3
H	8
RBI	3
BB	2
SO	3
LOB	16



Batter	1	2	3	4	5	6	7	8	9	AB R H RBI BB SO LOB	TOP		
Ron Hunt, R OBP: 0.394, SLG: 0.333 (1, 4) X	0-0 5-3		4-0 WP 1-3 BLK BB		X 0-0 6-3		X 0-0 BB 1-2 2B 1B		BB 4-0 BB	3 2 1 0 2 0 0			
Jim Davenport, R OBP: 0.226, SLG: 0.172 (1, 5) X	0-0 F4		X 0-0 1-3		X 0-0 6-3		BB BB BB 1-2 2B BB		X 0-0 F8	4 1 0 0 1 0 2			
Willie Mays, R OBP: 0.444, SLG: 0.600 (1, 8) X	0-0 F2		X 0-0 F4			X 0-0 2B	X 0-0 1-H 2-H 3-H 2B			4 0 2 3 0 0 1			
Willie McCovey, L OBP: 0.344, SLG: 0.414 (1, 3)		X 0-0 E7 6-3 1B	X 0-0 E4 FC6-4 3-H		X 0-0 G6-4-3 1B	X 0-0 F8				4 1 1 0 0 0 1			
Jim Ray Hart, R OBP: 0.267, SLG: 0.567 (1, 7)		X 0-0 F9	X 0-0 FC6-4 1-2f		SS 0-3 K		X 0-0 1-3			4 0 0 0 0 1 4			
Jack Hiatt, R OBP: 0.400, SLG: 0.250 Bob Barton, R (3, 2)		X 0-0 6-3 2-3		X 0-0 F2		X 0-0 G6-4-3 1-2f		SS 0-3 K		1 0 0 0 0 0 1 3 0 0 0 0 1 2			
Jesus Alou, R OBP: 0.207, SLG: 0.310 (1, 9)		X 0-0 1B 3-H 1B		X 0-0 1-3			X 0-0 1-3	X 0-0 4-3		4 0 1 1 0 0 0			
Nate Oliver, R OBP: 0.500, SLG: 0.600 (1, 6)		X 0-0 1B 1-3 1B		X 0-0 5-3			X 0-0 B2		X 0-0 F7	4 0 1 0 0 0 0			
Gaylord Perry, R OBP: 0.167, SLG: 0.167 Frank Linzy, R (9, 1)		X 0-0 F4		SS 0-3 K		X 0-0 BB 2B 1B 1B		SS 0-3 K		4 1 1 0 0 2 2 0 0 0 0 0 0 0			
Inning Stats	R: 0 E: 0 K: 0 S: 3 H: 0 LOB: 0 BB: 0 P: 3	R: 1 E: 1 K: 0 S: 6 H: 2 LOB: 2 BB: 0 P: 6	R: 1 E: 1 K: 0 S: 4 H: 0 LOB: 1 BB: 1 P: 8	R: 0 E: 0 K: 0 S: 3 H: 0 LOB: 0 BB: 0 P: 3	R: 0 E: 0 K: 1 S: 5 H: 0 LOB: 0 BB: 0 P: 5	R: 0 E: 0 K: 1 S: 6 H: 2 LOB: 1 BB: 0 P: 6	R: 3 E: 0 K: 0 S: 6 H: 3 LOB: 1 BB: 1 P: 10	R: 0 E: 0 K: 1 S: 5 H: 0 LOB: 0 BB: 0 P: 5	R: 0 E: 0 K: 1 S: 5 H: 0 LOB: 1 BB: 1 P: 9	1B: 5 2B: 2 3B: 0 HR: 0 SF: 0 SAC: 0 DP: 1 HBP: 0	WP: 1 PB: 0 SB: 0 CS: 0 PA: 38		
PITCHER	IP WLS BF H R ER SO BB IBB HBP BLK WP HR S P ERA WHIP											PITCHER	IP WLS BF H R ER SO BB IBB HBP BLK WP HR S P ERA WHIP
Don Cardwell, R ERA: 3.38 (1, 1)	6.2 L 29 6 5 4 2 2 0 0 0 1 1 0 31 39 5.40 1.200												
Danny Frisella, R ERA: 1.04 (7, 1)	1.1 5 1 0 0 1 0 0 0 0 0 0 0 7 7 0.00 0.750												
Ron Taylor, R ERA: (9, 1)	1.0 4 0 0 0 1 1 0 0 0 0 0 0 5 9 0.00 1.000												

San Francisco Giants @ New York Mets
Shea Stadium, Flushing, NY
Thu Apr 18 1968, 3:33 AM EST
Att. 22,649 - Unknown

livebaseballscorecards.com

AB	35
R	5
H	7
RBI	4
BB	3
SO	4
LOB	13



Batter	1	2	3	4	5	6	7	8	9	AB	R	H	RBI	BB	SO	LOB
Al Weis, S (1, 6) OBP: 0.278, SLG: 0.294	0-0 6-3 1B 2B	0-0 6-3			0-3 K			0-0 4-3 1-2		4	1	1	0	0	1	1
Ken Boswell, L (1, 4) OBP: 0.250, SLG: 0.314	0-0 6-3 2-3		0-0 F9			0-0 F8		0-0 F9		4	0	0	0	0	0	2
Tommie Agee, R (1, 8) OBP: 0.171, SLG: 0.147	0-0 F2		0-3 K			0-0 F5		0-3 K		4	0	0	0	0	2	2
Ron Swoboda, R (1, 9) OBP: 0.294, SLG: 0.300	4-0 1B 1B BB		0-3 K			0-0 1-3			0-0 1-3	3	0	0	0	1	1	0
Art Shamsky, L (1, 3) OBP: 0.417, SLG: 0.435 Don Bosch, S (9, PR)	0-0 1B			0-0 F7			0-0 F6		0-0 1B 1B	4	0	2	1	0	0	0
Cleon Jones, R (1, 7) OBP: 0.278, SLG: 0.412		0-0 P5		0-0 1-3		0-3 K		0-0 1B	0-0 1B	4	0	1	0	0	1	0
Ed Charles, R (1, 5) OBP: 0.154, SLG: 0.200		0-0 5-3		0-0 6-3			0-0 1B		0-0 P4	4	0	1	0	0	0	2
Jerry Grote, R (1, 2) OBP: 0.385, SLG: 0.348		0-0 HR 1B			0-3 K		0-3 K		0-0 P6	4	1	1	0	0	2	3
Don Cardwell, R (1, 1) OBP: 0.250, SLG: 1.000 Danny Frisella, L (7, 1) Ed Kranepool, L (8, PH) Ron Taylor, R (9, 1)		0-0 HR			0-0 F8			0-0 E6 4-3		2	1	1	2	0	0	0
										0	0	0	0	0	0	0
										1	0	0	0	0	0	0
										0	0	0	0	0	0	0
Inning Stats	R: 1 H: 2 E: 0 LOB: 2 K: 0 BB: 1 S: 4 P: 8	R: 2 H: 2 E: 0 LOB: 0 K: 0 BB: 0 S: 5 P: 5	R: 0 H: 0 E: 0 LOB: 0 K: 2 BB: 0 S: 7 P: 7	R: 0 H: 0 E: 0 LOB: 0 K: 0 BB: 0 S: 3 P: 3	R: 0 H: 0 E: 0 LOB: 0 K: 2 BB: 0 S: 7 P: 7	R: 0 H: 0 E: 0 LOB: 0 K: 2 BB: 0 S: 3 P: 3	R: 0 H: 1 E: 0 LOB: 1 K: 2 BB: 0 S: 8 P: 8	R: 0 H: 0 E: 1 LOB: 1 K: 1 BB: 0 S: 6 P: 6	R: 0 H: 2 E: 0 LOB: 2 K: 0 BB: 0 S: 5 P: 5	1B: 5 SF: 0 2B: 1 SAC: 0 3B: 0 DP: 0 HR: 1 HBP: 0	WP: 0 PA: 35 PB: 0 SB: 0 CS: 0					
PITCHER	IP WLS BF H R ER SO BB IBB HBP BLK WP HR S P ERA WHIP															
Gaylord Perry, R (1, 1) ERA: 2.2	8.1 W 33 7 3 3 7 1 0 0 0 0 1 46 50 3.24 0.960															
Frank Linzy, R (9, 1) ERA: 1.5	0.2 S 2 0 0 0 0 0 0 0 0 0 0 2 2 0.00 0.000															

BOTTOM

San Francisco Giants @ New York Mets
 Shea Stadium, Flushing, NY
 Thu Apr 18 1968, 3:33 AM EST
 Att. 22,649 - Unknown

livebaseballscorecards.com

AB	34
R	3
H	7
RBI	3
BB	1
SO	7
LOB	10



Batter	1	2	3	4	5	6	7	8	9	AB R H RBI BB SO LOB	TOP											
Ron Hunt, R (1, 4) OBP: 0.368, SLG: 0.313	0-3 K		0-3 K		0-0 5-3			0-0 SH3 1B	0-0 4-3	5 1 1 0 0 2 0	San Francisco Giants @ Pittsburgh Pirates Forbes Field, Pittsburgh, PA Fri Apr 19 1968, 6:05 PM EST Att. 24,224 - Unknown livebaseballscorecards.com											
Jim Davenport, R (1, 5) OBP: 0.235, SLG: 0.188	0-0 5-3			0-0 5-3		0-0 BB 1B		0-0 SH3		3 0 1 0 0 0 0												
Willie Mays, R (1, 8) OBP: 0.452, SLG: 0.655	0-0 3B			0-0 F9		0-0 F3		0-0 HR 1B		4 1 2 1 0 0 1												
Willie McCovey, L (1, 3) OBP: 0.333, SLG: 0.485	0-0 F4			0-0 HR		0-0 F6		0-0 F9		4 1 1 1 0 0 3												
Jim Ray Hart, R (1, 7) OBP: 0.324, SLG: 0.727		0-0 F4		0-0 1B 3B		4-0 BB		0-0 HR		3 2 2 2 1 0 0												
Jesus Alou, R (1, 9) OBP: 0.242, SLG: 0.333		0-0 L4		0-0 1B		0-0 F6		0-0 1B		4 0 2 1 0 0 2												
Nate Oliver, R (1, 6) OBP: 0.357, SLG: 0.429		0-0 F7		0-0 F3		0-3 K		0-0 4-3		4 0 0 0 0 1 2												
Bob Barton, R (1, 2)			0-0 6-3		0-0 6-3		0-0 F4		0-0 4-3	4 0 0 0 0 0 0												
Juan Marichal, R (1, 1) OBP: 0.091, SLG: 0.091			0-0 F5		0-0 F8		0-3 K		0-0 1-3	4 0 0 0 0 1 0												
Inning Stats	R: 0 E: 0 K: 1 S: 6	H: 1 LOB: 1 BB: 0 P: 6	R: 0 E: 0 K: 0 S: 3	H: 0 LOB: 0 BB: 0 P: 3	R: 0 E: 0 K: 1 S: 5	H: 0 LOB: 0 BB: 0 P: 5	R: 2 E: 0 K: 0 S: 6	H: 3 LOB: 1 BB: 0 P: 6	R: 0 E: 0 K: 0 S: 3	H: 0 LOB: 0 BB: 0 P: 3	R: 0 E: 0 K: 0 S: 4	H: 1 LOB: 2 BB: 1 P: 8	R: 0 E: 0 K: 2 S: 7	H: 0 LOB: 0 BB: 0 P: 7	R: 3 E: 0 K: 0 S: 7	H: 4 LOB: 1 BB: 0 P: 7	R: 0 E: 0 K: 0 S: 3	H: 0 LOB: 0 BB: 0 P: 3	1B: 5 2B: 0 3B: 2 HR: 2	SF: 0 SAC: 1 DP: 0 HBP: 0	WP: 0 PB: 0 SB: 0 CS: 0	PA: 37
PITCHER	IP WLS BF H R ER SO BB IBB HBP BLK WP HR S P ERA WHIP												PITCHER	IP WLS BF H R ER SO BB IBB HBP BLK WP HR S P ERA WHIP								
Jim Bunning, R (1, 1) ERA: 3.28	7.2 L 33 9 5 5 4 1 0 0 0 0 0 2 40 44 5.87 1.304																					
Bob Moose, R (8, 1) ERA:	1.1 4 0 0 0 0 0 0 0 0 0 0 0 4 4 0.00 0.000																					



Batter	1	2	3	4	5	6	7	8	9	AB R H RBI BB SO LOB
--------	---	---	---	---	---	---	---	---	---	----------------------

Maury Wills, S (1, 5) <small>OBP: 0.265, SLG: 0.242</small> 			F5 			4-3 			4-3 			
Gene Alley, R (1, 6) <small>OBP: 0.294, SLG: 0.375</small> 								K 				
Roberto Clemente, R (1, 9) <small>OBP: 0.290, SLG: 0.414</small> 					L3 							
Willie Stargell, L (1, 7) <small>OBP: 0.258, SLG: 0.179</small> 							F7 					
Donn Clendenon, R (1, 3) <small>OBP: 0.258, SLG: 0.419</small> 			6-3 				F9 	1-3 				
Bill Mazaroski, R (1, 4) <small>OBP: 0.233, SLG: 0.241</small> 			F4 				F7 	5-3 				
Matty Alou, L (1, 8) <small>OBP: 0.563, SLG: 0.300</small> 								F3 				
Jerry May, R (1, 2) <small>OBP: 0.321, SLG: 0.308</small> Chuck Hiller, L (9, PH)			6-3 	1-3 				SH1-4 	F8 			
Jim Bunning, R (1, 1) Bob Moose, R (8, 1)			K 			K2-3 						

BOTTOM

San Francisco Giants @ Pittsburgh Pirates
 Forbes Field, Pittsburgh, PA
 Fri Apr 19 1968, 6:05 PM EST
 Att. 24,224 - Unknown

AB	33
R	2
H	7
RBI	2
BB	1
SO	7
LOB	11



Inning Stats	R: 0 E: 0 K: 2 S: 7	H: 0 LOB: 0 BB: 0 P: 7	R: 0 E: 0 K: 1 S: 6	H: 1 LOB: 1 BB: 0 P: 6	R: 0 E: 0 K: 1 S: 5	H: 0 LOB: 0 BB: 0 P: 5	R: 2 E: 0 K: 0 S: 6	H: 3 LOB: 2 BB: 1 P: 10	R: 0 E: 0 K: 1 S: 6	H: 1 LOB: 1 BB: 0 P: 6	R: 0 E: 0 K: 0 S: 3	H: 0 LOB: 0 BB: 0 P: 3	R: 0 E: 0 K: 0 S: 4	H: 1 LOB: 1 BB: 0 P: 4	R: 0 E: 0 K: 2 S: 8	H: 1 LOB: 1 BB: 0 P: 8	R: 0 E: 0 K: 0 S: 3	H: 0 LOB: 0 BB: 0 P: 3	1B: 6 2B: 0 3B: 1 HR: 0	SF: 0 SAC: 1 DP: 0 HBP: 0
--------------	------------------------------	---------------------------------	------------------------------	---------------------------------	------------------------------	---------------------------------	------------------------------	----------------------------------	------------------------------	---------------------------------	------------------------------	---------------------------------	------------------------------	---------------------------------	------------------------------	---------------------------------	------------------------------	---------------------------------	----------------------------------	------------------------------------

PITCHER	Juan Marichal, R (1, 1) <small>ERA: 2.77</small> IP: 9.0 WLS: 7 BF: 35 H: 7 R: 2 ER: 2 SO: 7 BB: 0 IBB: 1 HBP: 0 BLK: 0 WP: 1 HR: 0 S: 48 P: 52 ERA: 2.00 WHIP: 0.778															IP: 0.0 WLS: 0 BF: 0 H: 0 R: 0 ER: 0 SO: 0 BB: 0 IBB: 0 HBP: 0 BLK: 0 WP: 0 HR: 0 S: 0 P: 0 ERA: 0.00 WHIP: 0.00														
---------	--	--	--	--	--	--	--	--	--	--	--	--	--	--	--	--	--	--	--	--	--	--	--	--	--	--	--	--	--	--

Batter	1	2	3	4	5	6	7	8	9	AB R H RBI BB SO LOB	TOP
Ron Hunt, R (1, 4) OBP: 0.341, SLG: 0.286 Hal Lanier, R (5, 6) OBP: 0.105, SLG: 0.105	0-0 6-3		0-0 F3		0-0 F7			0-0 E 1B		3 0 0 0 0 0 0 1 0 1 0 0 0 0	San Francisco Giants @ Pittsburgh Pirates Forbes Field, Pittsburgh, PA Sat Apr 20 1968, 3:33 AM EST Att. 8,156 - Unknown livebaseballscorecards.com
Jim Davenport, R (1, 5) OBP: 0.237, SLG: 0.194	0-0 6-3		0-0 BB 1B			0-0 F4		0-0 E5 1-2		4 0 1 0 0 0 1	
Willie McCovey, L (1, 3) OBP: 0.350, SLG: 0.457	0-3 K		4-0 1-2 BB			4-0 FC6-4 BB		0-3 K		2 0 0 0 2 2 2	
Willie Mays, R (1, 8) OBP: 0.429, SLG: 0.667		0-0 BLK 3B	0-3 K			0-3 K		0-0 F9		4 1 1 0 0 2 5	
Jim Ray Hart, R (1, 7) OBP: 0.342, SLG: 0.686		4-0 S BB		4-0 G6-4-3 BB		0-0 FC6-4 1-2f		0-0 F4		2 0 0 0 2 0 1	
Jesus Alou, R (1, 9) OBP: 0.216, SLG: 0.297	0-0 6-3 1-2		0-0 G6-4-3 1-2f			0-0 4-3		0-0 4-3		4 0 0 0 0 0 2	
Nate Oliver, R (1, 6) OBP: 0.278, SLG: 0.333	0-0 F9		0-0 4-3			0-0 F7		0-0 4-3		4 0 0 0 0 0 1	
Bob Barton, R (1, 2) OBP: 0.100, SLG: 0.100	0-3 K				0-0 B5-6-4 1B		0-0 F9			3 0 1 0 0 1 1	
Ray Sadecki, L (1, 1)			0-3 K		0-0 B5-6-4 1-2f			0-0 1-3		3 0 0 0 0 1 1	
Inning Stats	R: 0 E: 0 K: 1 S: 5 H: 0 LOB: 0 BB: 0 P: 5	R: 1 E: 0 K: 1 S: 6 H: 1 LOB: 1 BB: 1 P: 10	R: 0 E: 0 K: 2 S: 8 H: 1 LOB: 2 BB: 1 P: 12	R: 0 E: 0 K: 0 S: 2 H: 0 LOB: 0 BB: 1 P: 6	R: 0 E: 0 K: 0 S: 3 H: 1 LOB: 0 BB: 0 P: 3	R: 0 E: 0 K: 1 S: 5 H: 0 LOB: 1 BB: 1 P: 9	R: 0 E: 0 K: 0 S: 3 H: 0 LOB: 0 BB: 0 P: 3	R: 0 E: 1 K: 0 S: 7 H: 1 LOB: 2 BB: 0 P: 7	R: 0 E: 0 K: 0 S: 3 H: 0 LOB: 0 BB: 0 P: 3	1B: 3 2B: 0 3B: 1 HR: 0 SF: 0 SAC: 0 DP: 2 HBP: 0	WP: 0 PB: 0 SB: 1 CS: 0 PA: 34
PITCHER	IP WLS BF H R ER SO BB IBB HBP BLK WP HR S P ERA WHIP										
Bob Veale, L (1, 1) ERA: 1.63	7.0 L 26 3 1 1 5 4 0 0 0 0 0 0 32 48 1.29 1.000										
Roy Face, R (8, 1) ERA:	2.0 8 1 0 0 1 0 0 0 0 0 0 0 10 10 0.00 0.500										




Batter	1	2	3	4	5	6	7	8	9	AB	R	H	RBI	BB	SO	LOB
Maury Wills, S OBP: 0.263, SLG: 0.243 (1, 5)	0-0 F5		0-0 1-3			0-0 F8 SH2-4 1B		0-0 6-3		4	0	1	0	0	0	0
Gene Alley, R OBP: 0.270, SLG: 0.343 (1, 6)	0-0 F8		0-0 F7			0-0 SH2-4 1-2		0-0 6-3		3	0	0	0	0	0	0
Roberto Clemente, R OBP: 0.257, SLG: 0.364 (1, 9)	0-0 E6		0-0 F8			0-0 F8 2-3		0-3 K		4	0	0	0	0	1	1
Willie Stargell, L OBP: 0.229, SLG: 0.156 (1, 7)	0-0 4-3			0-0 G3		0-3 K			0-0 F9	4	0	0	0	0	1	2
Donn Clendenon, R OBP: 0.257, SLG: 0.382 (1, 3)		0-3 K		0-0 F8			0-0 F9		4-0 G5-4-3 BB	3	0	0	0	1	1	0
Gary Kolb, L (9, PR)										0	0	0	0	0	0	0
Bill Mazerowski, R OBP: 0.235, SLG: 0.219 (1, 4)		0-0 5-3		0-0 6-3			4-0 1B BB		0-0 G5-4-3 1-2f	3	0	0	0	1	0	1
Manny Mota, R OBP: 0.294, SLG: 0.294 (1, 8)		0-0 1B 1B			0-0 6-3		0-0 F7			3	0	1	0	0	0	1
Jerry May, R OBP: 0.355, SLG: 0.345 (1, 2)		0-0 1B			0-0 6-3		0-0 1B			3	0	2	0	0	0	0
Bob Veale, S OBP: 0.100, SLG: 0.100 (1, 1)		0-3 K			0-3 K		0-3 K			2	0	0	0	0	2	2
Jose Pagan, R (7, PH)										1	0	0	0	0	1	2
Roy Face, R (8, 1)										0	0	0	0	0	0	0

Inning Stats	R: 0	H: 0	E: 1	K: 0	S: 4	LOB: 1	BB: 0	P: 4	R: 0	H: 2	E: 0	K: 2	S: 9	LOB: 2	BB: 0	P: 9	R: 0	H: 0	E: 0	K: 0	S: 3	LOB: 0	BB: 0	P: 3	R: 0	H: 0	E: 0	K: 1	S: 5	LOB: 0	BB: 0	P: 5	R: 0	H: 1	E: 0	K: 1	S: 6	LOB: 1	BB: 0	P: 6	R: 0	H: 1	E: 0	K: 1	S: 6	LOB: 2	BB: 1	P: 10	R: 0	H: 0	E: 0	K: 1	S: 5	LOB: 0	BB: 0	P: 5	R: 0	H: 0	E: 0	K: 0	S: 2	LOB: 1	BB: 1	P: 6	1B: 4	2B: 0	3B: 0	HR: 0	SF: 0	SAC: 1	DP: 1	HBP: 0	WP: 0	PB: 0	SB: 0	CS: 0	PA: 33	ERA	WHIP
PITCHER Ray Sadecki, L (1, 1) ERA: 0.5	9.0	WLS	W	BF	33	H	4	R	0	ER	0	SO	6	BB	2	IBB	0	HBP	0	BLK	0	WP	0	HR	0	S	43	P	51	ERA	0.00	WHIP	0.667																																														
																		PITCHER	IP	WLS	BF	H	R	ER	SO	BB	IBB	HBP	BLK	WP	HR	S	P	ERA	WHIP																																												

BOTTOM

San Francisco Giants @ Pittsburgh Pirates
 Forbes Field, Pittsburgh, PA
 Sat Apr 20 1968, 3:33 AM EST
 Att. 8,156 - Unknown

AB	30
R	0
H	4
RBI	0
BB	2
SO	6
LOB	9



WP: 0	PA: 33
PB: 0	ERA
SB: 0	WHIP
CS: 0	

Batter	1	2	3	4	5	6	7	8	9	AB R H RBI BB SO LOB	TOP																													
Ty Cline, L (1, 8) (7, 3)	0-3 K		x 0-0 L3			x 0-0 L4		x 0-0 L8		4 0 0 0 0 1 2	San Francisco Giants @ Pittsburgh Pirates Forbes Field, Pittsburgh, PA Sun Apr 21 1968, 3:33 AM EST Att. 17,337 - Unknown livebaseballscorecards.com																													
Nate Oliver, R OBP: 0.227, SLG: 0.273 (1, 4)	0-0 5-3		x 0-0 F8			x 0-3 K		x 0-0 F8		4 0 0 0 0 1 2																														
Jim Davenport, R OBP: 0.250, SLG: 0.189 Frank Johnson, R OBP: 0.250, SLG: 0.250 (1, 5) (5, 5)	4-0 BB			x 0-0 6-3		x 0-0 1B		x 0-0 F8		1 0 0 0 1 0 0 2 0 1 0 0 0 0																														
Willie McCovey, L OBP: 0.326, SLG: 0.421 Bill Henry, L Ray Sadecki, L (1, 3) (7, 1) (9, PH)	0-0 F8			x 0-0 1-3		x 0-0 F7		x 0-0 F8		3 0 0 0 0 0 2 0 0 0 0 0 0 0 1 0 0 0 0 0 0																														
Jim Ray Hart, R OBP: 0.357, SLG: 0.711 (1, 7)		4-0 BB		x 0-0 F8		x 0-3 K		x 0-0 3B		3 0 1 0 1 1 0																														
Jesus Alou, R OBP: 0.205, SLG: 0.282 Joe Gibbon, R Ollie Brown, R (1, 9) (5, 1) (7, PH) (7, 8)		0-0 FC1-6		x 0-0 4-3		x 0-0 F8		x 0-0 F9		2 0 0 0 0 0 1 0 0 0 0 0 0 0 2 0 0 0 0 0 1																														
Hal Lanier, R OBP: 0.136, SLG: 0.136 (1, 6)		0-0 G6-4-3		x 0-0 G3 1B		x 0-0 F8				3 0 1 0 0 0 1																														
Bob Barton, R OBP: 0.182, SLG: 0.182 Dave Marshall, L OBP: 0.200, SLG: 0.200 (1, 2) (5, PH) (5, 9)			x 0-0 L3 SH3-4 1B		x 0-0 G3		x 0-0 1B			1 0 1 0 0 0 0 2 0 1 0 0 0 1																														
Mike McCormick, L OBP: 0.333, SLG: 0.200 Lindy McDaniel, R Ron Herbel, R Dick Dietz, R (1, 1) (4, 1) (4, 1) (5, PH) (5, 2)			x 0-0 SH3-4		x 0-0 F4		x 0-0 F8			0 2 0 0 0 0 0 2																														
Inning Stats	R: 0 E: 0 K: 1 S: 5	H: 0 LOB: 1 BB: 1 P: 9	R: 0 E: 0 K: 0 S: 2	H: 0 LOB: 0 BB: 1 P: 6	R: 0 E: 0 K: 0 S: 4	H: 1 LOB: 1 BB: 0 P: 4	R: 0 E: 0 K: 0 S: 3	H: 0 LOB: 0 BB: 0 P: 3	R: 0 E: 0 K: 0 S: 4	H: 1 LOB: 1 BB: 0 P: 4		R: 0 E: 0 K: 1 S: 6	H: 1 LOB: 1 BB: 0 P: 6	R: 0 E: 0 K: 1 S: 5	H: 0 LOB: 0 BB: 0 P: 5	R: 0 E: 0 K: 0 S: 4	H: 1 LOB: 1 BB: 0 P: 4	R: 0 E: 0 K: 0 S: 4	H: 1 LOB: 1 BB: 0 P: 4	1B: 4 2B: 0 3B: 1 HR: 0	SF: 0 SAC: 1 DP: 1 HBP: 0	WP: 0 PB: 0 SB: 0 CS: 0	PA: 33																	
PITCHER Al McBean, R ERA: 1.67 (1, 1)	IP 9.0	WLS W	BF 33	H 5	R 0	ER 0	SO 3	BB 2	IBB 0	HBP 0	BLK 0	WP 0	HR 0	S 37	P 45	ERA 0.00	WHIP 0.778						PITCHER	IP	WLS	BF	H	R	ER	SO	BB	IBB	HBP	BLK	WP	HR	S	P	ERA	WHIP



Batter	1	2	3	4	5	6	7	8	9
Maury Wills, S OBP: 0.286, SLG: 0.268 Gary Kolb, L (1, 5) (6, 9)	0-0 6-3	0-0 6-3		0-0 1B E 1B	0-0 G4-6-3 1B		0-0 FC6-4 1B		
Gene Alley, R OBP: 0.310, SLG: 0.400 (1, 6)	0-0 2B	0-3 K		0-0 E7 IHR 1B	0-0 G4-6-3 1B		0-0 FC6-4 1B		
Roberto Clemente, R OBP: 0.308, SLG: 0.528 Jose Pagan, R (1, 9) (6, 5)	4-0 IBB G4-6-3		0-0 3B	0-0 IHR 3-H	0-0 F9		0-0 FC6-4 1B		
Willie Stargell, L OBP: 0.250, SLG: 0.250 (1, 7) (7, 3)	0-0 G4-6-3 1-2f		4-0 BB	0-0 HR		0-3 K		0-0 L3-1	
Donn Clendenon, R OBP: 0.308, SLG: 0.459 Matty Alou, L OBP: 0.529, SLG: 0.273 (1, 3) (7, 8)		0-0 WP 3B	0-3 K	4-0 1B BB		0-0 E6 1B		0-0 F7	
Bill Mazerowski, R OBP: 0.256, SLG: 0.222 (1, 4)		4-0 WP 1B BB	0-0 F7	0-0 1B 1-2 1B		0-3 K		0-0 F4	
Manny Mota, R OBP: 0.333, SLG: 0.333 (1, 8) (7, 7)		0-0 E 1B 1B			0-0 F9 FC6-4 1B		0-0 6-3		
Jerry May, R OBP: 0.343, SLG: 0.333 (1, 2)		0-0 E6 6-3 1B 2-3			0-0 WP 1B F5		0-0 L4-3		
Al McBean, R OBP: 0.500, SLG: 0.455 (1, 1)		0-0 1B 1-2 3-H			0-0 1B BB FC6-4		0-0 FC6-4 1B		

Inning Stats	R: 0	H: 1	E: 0	K: 0	S: 3	L: 1	LOB: 1	BB: 1	P: 7	R: 3	H: 3	E: 1	K: 1	S: 8	L: 3	LOB: 1	BB: 1	P: 12	R: 0	H: 1	E: 0	K: 1	S: 5	L: 1	LOB: 1	BB: 1	P: 9	R: 7	H: 7	E: 1	K: 0	S: 10	L: 1	LOB: 2	BB: 2	P: 18	R: 0	H: 1	E: 0	K: 2	S: 8	L: 1	LOB: 1	BB: 0	P: 8	R: 0	H: 2	E: 0	K: 0	S: 5	L: 2	LOB: 2	BB: 0	P: 5	R: 0	H: 0	E: 0	K: 0	S: 3	L: 0	LOB: 0	BB: 0	P: 3
--------------	------	------	------	------	------	------	--------	-------	------	------	------	------	------	------	------	--------	-------	-------	------	------	------	------	------	------	--------	-------	------	------	------	------	------	-------	------	--------	-------	-------	------	------	------	------	------	------	--------	-------	------	------	------	------	------	------	------	--------	-------	------	------	------	------	------	------	------	--------	-------	------

AB	R	H	RBI	BB	SO	LOB
4	1	2	1	0	0	1
1	0	0	0	0	0	1
5	1	3	1	0	1	2
3	1	2	2	1	0	0
1	0	0	0	0	0	2
4	1	1	1	1	1	2
3	2	2	0	1	1	1
1	0	0	0	0	0	0
4	1	1	0	1	1	2
4	1	2	2	0	0	1
4	1	1	0	0	0	3
3	1	2	1	1	0	2

BOTTOM

San Francisco Giants @ Pittsburgh Pirates
 Forbes Field, Pittsburgh, PA
 Sun Apr 21 1968, 3:33 AM EST
 Att. 17,337 - Unknown

AB	37
R	10
H	16
RBI	8
BB	5
SO	4
LOB	17



PITCHER	IP	WLS	BF	H	R	ER	SO	BB	IBB	HBP	BLK	WP	HR	S	P	ERA	WHIP
Mike McCormick, L ERA: 3.63 (1, 1)	3.1	L	19	7	6	6	2	3	1	0	0	2	0	19	35	16.20	3.000
Lindy McDaniel, R ERA: (4, 1)	0.0		5	4	3	3	0	1	0	0	0	0	1	4	8	∞	∞
Ron Herbel, R ERA: (4, 1)	0.2		3	1	1	1	0	0	0	0	0	0	0	3	3	13.50	1.500
Joe Gibbon, L ERA: (5, 1)	2.0		7	2	0	0	2	0	0	0	0	0	0	11	11	0.00	1.000
Bill Henry, L ERA: (7, 1)	2.0		8	2	0	0	0	0	0	0	0	0	0	8	8	0.00	1.000

Batter	1	2	3	4	5	6	7	8	9	10	AB	R	H	RBI	BB	SO	LOB	TOP							
Nate Oliver, R (1, 4) OBP: 0.200, SLG: 0.240 Ty Cline, L (8, PH) Frank Johnson, R (8, 4) OBP: 0.222, SLG: 0.222	0-0 4-3		0-0 1-3		0-0 1-3			0-0 L6		0-0 5-3	3	0	0	0	0	0	1								
Jim Davenport, R (1, 5) OBP: 0.244, SLG: 0.190	0-0 5-3 1B		0-0 5-3		0-0 F8			0-0 6-3		0-0 5-3	5	0	1	0	0	0	1								
Willie Mays, R (1, 8) OBP: 0.375, SLG: 0.579	0-0 5-3 1-2			0-0 6-3		0-3 K		0-0 4-3		0-0 F8	5	0	0	0	0	1	1								
Willie McCovey, L (1, 3) OBP: 0.298, SLG: 0.381	0-0 F8			0-0 4-3		0-0 F3			0-0 F9		4	0	0	0	0	0	1								
Jim Ray Hart, R (1, 7) OBP: 0.391, SLG: 0.707		0-0 FC4-6 1B		4-0 1B BB		0-3 K			0-0 1B 1B		3	1	2	0	1	1	0								
Jesus Alou, R (1, 9) OBP: 0.233, SLG: 0.302		0-0 F9		0-0 FC4-6 1B			0-0 F9		0-0 FC5 1B 1B		4	0	2	0	0	0	1								
Hal Lanier, R (1, 6) OBP: 0.120, SLG: 0.120 Ollie Brown, R (9, PH) (9, 9)		0-0 FC4-6 1-2f		0-0 FC4-6 1-2f			0-0 6-3		0-3 K		3	0	0	0	0	0	3								
Bob Barton, R (1, 2) OBP: 0.286, SLG: 0.286 Jack Hiatt, R (9, PH) OBP: 0.423, SLG: 0.286 Frank Linzy, R (9, 1)		0-0 5-3			0-0 SH1-4 1B		0-0 1B		0-0 1B		3	0	2	0	0	0	1								
Gaylord Perry, R (1, 1) OBP: 0.143, SLG: 0.143 Dave Marshall, L (7, PH) OBP: 0.167, SLG: 0.167 Joe Gibbon, R (7, 1) Dick Dietz, R (9, PH) (9, 2)			0-3 K		0-0 SH1-4 1-2		0-0 K		0-3 K		1	0	0	0	0	1	0								
									0-0 FC5 1-2 3-H		1	0	0	0	0	1	1								
									0-0 2-3f		0	0	0	0	0	0	2								
											1	0	0	0	0	0	0								
											1	0	0	0	0	1	1								
											0	0	0	0	0	0	0								
											1	0	0	0	0	0	2								
Inning Stats	R: 0 E: 0 K: 0 S: 4	H: 1 LOB: 1 BB: 0 P: 4	R: 0 E: 0 K: 0 S: 4	H: 1 LOB: 1 BB: 0 P: 4	R: 0 E: 0 K: 1 S: 5	H: 0 LOB: 0 BB: 0 P: 5	R: 0 E: 0 K: 0 S: 4	H: 1 LOB: 2 BB: 1 P: 8	R: 0 E: 0 K: 0 S: 4	H: 1 LOB: 1 BB: 0 P: 4	R: 0 E: 0 K: 2 S: 7	H: 0 LOB: 0 BB: 0 P: 7	R: 0 E: 0 K: 1 S: 6	H: 1 LOB: 1 BB: 0 P: 6	R: 0 E: 0 K: 0 S: 3	H: 0 LOB: 0 BB: 0 P: 3	R: 1 E: 0 K: 1 S: 8	H: 3 LOB: 2 BB: 0 P: 8	R: 0 E: 0 K: 0 S: 3	H: 0 LOB: 0 BB: 0 P: 3	1B: 8 2B: 0 3B: 0 HR: 0	SF: 0 SAC: 1 DP: 0 HBP: 0	WP: 0 PB: 0 SB: 0 CS: 0	PA: 39	
PITCHER Rick Wise, R (1, 1) ERA: 3.77	IP 10.0	WLS W	BF 39	H 8	R 1	ER 1	SO 5	BB 1	IBB 0	HBP 0	BLK 0	WP 0	HR 0	S 48	P 52	ERA 0.90	WHIP 0.900								

San Francisco Giants @ Philadelphia Phillies
 Connie Mack Stadium, Philadelphia, PA
 Mon Apr 22 1968 6:05 PM EST
 Att: 4,231 - Unknown

livebaseballscores.com

AB	37
R	1
H	8
RBI	1
BB	1
SO	5
LOB	14



BOTTOM

San Francisco Giants @ Philadelphia Phillies
Connie Mack Stadium, Philadelphia, PA

Mon Apr 22 1968, 6:05 PM EST
 Att. 4,231 - Unknown

livebaseballscorecards.com

AB	34
R	2
H	9
RBI	2
BB	3
SO	4
LOB	9



WP : 0	PA : 38
PB : 0	
SB : 1	
CS : 0	

AB R H RBI BB SO LOB

5 0 1 0 0 1 1

5 1 2 1 0 0 0

3 0 1 0 1 0 0

4 0 2 1 0 0 1

4 0 1 0 0 0 3

4 0 1 0 0 0 2

3 0 0 0 1 2 0

4 0 1 0 0 1 2

2 0 0 0 0 0 0

0 1 0 0 1 0 0

1B: 8 SF: 0
 2B: 1 SAC: 1
 3B: 0 DP: 2
 HR: 0 HBP: 0

Batter	1	2	3	4	5	6	7	8	9	10
Tony Taylor, R (1, 5) OBP: 0.373, SLG: 0.396	0-0 P4		0-0 4-3		0-0 F7		0-3 K			0-0 1B
Cookie Rojas, R (1, 4) OBP: 0.294, SLG: 0.360	0-0 5-3		0-0 1B		0-0 6-3			0-0 6-3		0-0 1B
Johnny Callison, L (1, 9) OBP: 0.319, SLG: 0.286	0-0 F8		0-0 1B		4-0 FC4-6			0-0 6-3		0-0 1B
Tony Gonzalez, L (1, 8) OBP: 0.333, SLG: 0.250		0-0 G1-6-3	0-0 1B		0-0 FC4-6			0-0 6-3		
John Briggs, L (1, 7) OBP: 0.286, SLG: 0.150		0-0 G1-6-3	0-0 6-3		0-0 G6-3			0-0 4-1		
Bill White, L (1, 3) OBP: 0.238, SLG: 0.385		0-0 2B		0-0 G3		0-0 G6-3		0-0 4-3		
Clay Dalrymple, L (1, 2) OBP: 0.217, SLG: 0.150		4-0 IBB		0-3 K			0-0 G3		0-3 K	
Bobby Wine, R (1, 6) OBP: 0.308, SLG: 0.458		0-0 F8		0-3 K			0-0 SH3-4			0-0 4-3
Rick Wise, R (1, 1) OBP: 0.333, SLG: 0.333			0-0 F9		0-0 F9		0-0 SH3-4			4-0 1B
Dick Allen, R (10, PH) OBP: 0.326, SLG: 0.535										1B

Inning Stats	R: 0	H: 0	E: 0	K: 0	S: 3	P: 3	R: 0	H: 2	E: 0	K: 0	S: 4	P: 8	R: 1	H: 3	E: 0	K: 0	S: 6	R: 0	H: 0	E: 0	K: 2	S: 7	P: 7	R: 0	H: 0	E: 0	K: 0	S: 3	R: 0	H: 1	E: 0	K: 1	S: 6	R: 0	H: 1	E: 0	K: 0	S: 3	R: 0	H: 0	E: 0	K: 0	S: 3	R: 0	H: 0	E: 0	K: 1	S: 5	R: 0	H: 0	E: 0	K: 1	S: 5	R: 1	H: 2	E: 0	K: 0	S: 3	1B: 8	SF: 0	2B: 1	SAC: 1	3B: 0	DP: 2	HR: 0	HBP: 0	WP: 0	PA: 38
--------------	------	------	------	------	------	------	------	------	------	------	------	------	------	------	------	------	------	------	------	------	------	------	------	------	------	------	------	------	------	------	------	------	------	------	------	------	------	------	------	------	------	------	------	------	------	------	------	------	------	------	------	------	------	------	------	------	------	------	-------	-------	-------	--------	-------	-------	-------	--------	-------	--------

PITCHER	IP	WLS	BF	H	R	ER	SO	BB	IBB	HBP	BLK	WP	HR	S	P	ERA	WHIP
Gaylord Perry, R (1, 1) ERA: 2.01	6.0		24	6	1	1	2	1	1	0	0	0	0	26	34	1.50	1.167
Joe Gibbon, L (7, 1) ERA:	2.0		7	1	0	0	1	0	0	0	0	0	0	9	9	0.00	0.500
Frank Linzy, R (9, 1) ERA: 2.45	1.1	L	7	2	1	1	1	1	0	0	0	0	0	8	12	6.75	2.250

PITCHER IP WLS BF H R ER SO BB IBB HBP BLK WP HR S P ERA WHIP

Batter	1	2	3	4	5	6	7	8	9	AB R H RBI BB SO LOB	TOP
Jesus Alou, R OBP: 0.250, SLG: 0.333 (1, 9) X	0-0 F9		0-0 F9			0-0 SH1-4 HR 1B	0-0 5-3		0-0 1B 2B	5 2 2 1 0 0 0	
Ron Hunt, R OBP: 0.333, SLG: 0.263 (1, 4) B B B	4-0 BB 1B BB		0-0 E6			0-0 SH1-4 1-2		0-0 5-3	0-3 K	3 0 0 0 1 1 1	
Willie McCovey, L OBP: 0.327, SLG: 0.404 (1, 3) X	0-0 BB 1-2 1B		0-3 K			0-0 F8		0-0 1B 1B	0-0 2-H 1B	5 1 3 1 0 1 2	
Willie Mays, R OBP: 0.400, SLG: 0.561 (1, 8) B B B Ollie Brown, R (9, 8) B B	4-0 G5-4-3 1-2 2-3 BB				0-0 G6-4-3 1B	4-0 1B HR IBB		0-0 F9	0-0 F9	3 1 1 0 2 0 2 0 0 0 0 0 0 0	
Jim Ray Hart, R OBP: 0.400, SLG: 0.689 (1, 7) X	0-0 G5-4-3 1-2f				0-0 G6-4-3 1-2f	0-0 1-2 2-3 HR 1B		0-0 1-3 1B 1B		4 1 2 0 0 0 4	
Jim Davenport, R OBP: 0.265, SLG: 0.283 (1, 5) X		0-0 F7			0-0 F9	0-0 1-2 2-3 3-H HR		0-0 1-2 3-H 1B		4 1 2 5 0 0 0	
Bob Barton, R OBP: 0.222, SLG: 0.222 (1, 2) S S S		0-3 K				0-0 F8		0-0 5-3		4 0 0 0 0 2 2	
Hal Lanier, R OBP: 0.138, SLG: 0.138 (1, 6) X		0-0 5-3				0-0 5-3		0-0 5-3		4 1 1 0 0 0 0	
Juan Marichal, R OBP: 0.067, SLG: 0.067 (1, 1) X			0-0 L8			0-0 4-3		0-0 P4	0-0 L8	4 0 0 0 0 0 1	
Inning Stats	R: 0 H: 1 E: 0 LOB: 2 K: 0 BB: 2 S: 3 P: 11	R: 0 H: 0 E: 0 LOB: 0 K: 1 BB: 0 S: 5 P: 5	R: 0 H: 0 E: 1 LOB: 1 K: 1 BB: 0 S: 6 P: 6	R: 0 H: 1 E: 0 LOB: 0 K: 0 BB: 0 S: 3 P: 3	R: 0 H: 0 E: 0 LOB: 0 K: 0 BB: 0 S: 3 P: 3	R: 4 H: 3 E: 0 LOB: 0 K: 1 BB: 1 S: 8 P: 12	R: 0 H: 0 E: 0 LOB: 0 K: 0 BB: 0 S: 3 P: 3	R: 1 H: 3 E: 0 LOB: 2 K: 0 BB: 0 S: 6 P: 6	R: 2 H: 3 E: 0 LOB: 1 K: 1 BB: 0 S: 8 P: 8	1B: 9 SF: 0 2B: 1 SAC: 1 3B: 0 DP: 2 HR: 1 HBP: 0	WP: 0 PA: 40 PB: 0 SB: 0 CS: 0
PITCHER	IP WLS BF H R ER SO BB IBB HBP BLK WP HR S P ERA WHIP										
Chris Short, L ERA: 2.32 (1, 1)	7.0 L 28 5 4 4 3 2 1 0 0 0 0 1 31 43 5.14 1.000										
John Boozer, R ERA: 6.0 (8, 1)	2.0 12 6 3 3 1 0 0 0 0 0 0 0 14 14 13.50 3.000										

San Francisco Giants @ Philadelphia Phillies
 Connie Mack Stadium, Philadelphia, PA

Tue Apr 23 1968, 6:05 PM EST
 Att. 8,618 - Unknown

livebaseballscorecards.com

AB 36
 R 7
 H 11
 RBI 7
 BB 3
 SO 4
 LOB 12



Batter	1	2	3	4	5	6	7	8	9	AB	R	H	RBI	BB	SO	LOB
Tony Taylor, R (1, 5) OBP: 0.357, SLG: 0.377	0-0 1B	0-0 FC6-4 1-2f			0-0 F8		0-0 1-3		0-0 5-3	5	0	1	0	0	0	2
Cookie Rojas, R (1, 4) OBP: 0.273, SLG: 0.333	0-0 F7		0-0 6-3		0-0 F3		0-0 F7			4	0	0	0	0	0	1
Johnny Callison, L (1, 9) OBP: 0.333, SLG: 0.304	0-0 1-3 1B		0-3 K		0-0 5-3			0-0 2B 1B		4	1	2	0	0	1	0
Tony Gonzalez, L (1, 8) OBP: 0.324, SLG: 0.250	0-3 K		0-3 K			0-0 FC6-4 1B		0-0 F9		4	0	1	0	0	2	3
John Briggs, L (1, 7) OBP: 0.182, SLG: 0.182	0-0 3-1			0-0 6-3		0-0 FC6-4 FC4-6 1-2f 1B		0-3 K		4	0	0	0	0	1	4
Bill White, L (1, 3) OBP: 0.283, SLG: 0.442		0-3 K		0-0 1B 1B		0-0 FC4-6 1-2 1B		0-0 E 1-H 2B		4	0	3	1	0	1	0
Clay Dalrymple, L (1, 2) OBP: 0.259, SLG: 0.208		0-0 1B 1B		0-0 FC6 1-2 1B		0-0 FC4-6 1-2f 2-3		0-0 L7		4	0	2	0	0	0	3
Bobby Wine, R (1, 6) OBP: 0.321, SLG: 0.462		0-0 FC6-4 1-2 1B		0-3 K		0-3 K			0-0 6-3	2	0	1	0	0	1	2
Dick Allen, R (6, PH) OBP: 0.319, SLG: 0.523										1	0	0	0	0	1	2
Gary Sutherland, R (7, 6) OBP: 0.500, SLG: 0.500										1	0	0	0	0	0	0
Chris Short, R (1, 1) OBP: 0.100, SLG: 0.100		0-0 B2		0-0 FC6 1-2f			0-3 K			2	0	0	0	0	0	4
Rick Joseph, R (7, PH) OBP: 0.286, SLG: 0.167										1	0	0	0	0	1	0
John Boozer, R (8, 1)										0	0	0	0	0	0	0
Don Lock, R (9, PH) OBP: 0.167, SLG: 0.091										1	0	0	0	0	0	0

Inning Stats	R: 0	H: 2	E: 0	K: 1	S: 7	R: 0	H: 2	E: 0	K: 1	S: 7	R: 0	H: 0	E: 0	K: 2	S: 7	R: 0	H: 2	E: 0	K: 1	S: 7	R: 0	H: 0	E: 0	K: 0	S: 3	R: 0	H: 2	E: 0	K: 1	S: 7	R: 1	H: 2	E: 1	K: 1	S: 7	R: 0	H: 0	E: 0	K: 0	S: 3	R: 0	H: 0	E: 0	K: 0	S: 3	1B: 9	2B: 1	3B: 0	HR: 0	SF: 0	SAC: 0	DP: 0	HBP: 0	WP: 0	PB: 0	SB: 0	CS: 0	PA: 37
--------------	------	------	------	------	------	------	------	------	------	------	------	------	------	------	------	------	------	------	------	------	------	------	------	------	------	------	------	------	------	------	------	------	------	------	------	------	------	------	------	------	------	------	------	------	------	-------	-------	-------	-------	-------	--------	-------	--------	-------	-------	-------	-------	--------

PITCHER	IP	WLS	BF	H	R	ER	SO	BB	IBB	HBP	BLK	WP	HR	S	P	ERA	WHIP
Juan Marichal, R (1, 1) ERA: 2.31	9.0	W	37	10	1	1	8	0	0	0	0	0	0	53	53	1.00	1.111


BOTTOM

San Francisco Giants @ Philadelphia Phillies
Connie Mack Stadium, Philadelphia, PA

Tue Apr 23 1968, 6:05 PM EST
Att. 8,618 - Unknown

AB	37
R	1
H	10
RBI	1
BB	0
SO	8
LOB	21

livebaseballscorecards.com

Batter	1	2	3	4	5	6	7	8	9	AB R H RBI BB SO LOB	TOP																				
Willie Davis, L (1, 8) OBP: 0.288, SLG: 0.345	0-0 F2		0-3 K		0-3 K			0-0 F3		4 0 0 0 0 2 3	<p>Los Angeles Dodgers @ San Francisco Giants Candlestick Park, San Francisco, CA</p> <p>Fri Apr 26 1968, 9:05 PM EST Att. 17,482 - Unknown</p> <p>livebaseballscorecards.com</p> <table border="1"> <tr><td>AB</td><td>30</td></tr> <tr><td>R</td><td>4</td></tr> <tr><td>H</td><td>3</td></tr> <tr><td>RBI</td><td>4</td></tr> <tr><td>BB</td><td>3</td></tr> <tr><td>SO</td><td>11</td></tr> <tr><td>LOB</td><td>10</td></tr> </table> 	AB	30	R	4	H	3	RBI	4	BB	3	SO	11	LOB	10						
AB	30																														
R	4																														
H	3																														
RBI	4																														
BB	3																														
SO	11																														
LOB	10																														
Zoilo Versalles, R (1, 6) OBP: 0.250, SLG: 0.351	0-3 K			0-0 1-3 1B		0-0 F8		0-0 E3 SH3-4 1B	4 1 1 0 0 1 0																						
Wes Parker, S (1, 3) OBP: 0.345, SLG: 0.377	0-0 6-3			0-0 1-3 1-2		0-3 K		0-0 SH3-4 1-2	3 0 0 0 0 1 1																						
Jim Lefebvre, S (1, 4) OBP: 0.233, SLG: 0.489		0-0 F8		0-3 K		0-0 6-3		0-0 HR 1B 2-H	4 1 1 1 0 1 1																						
Rocky Colavito, R (1, 7) OBP: 0.282, SLG: 0.188		0-0 F7		0-3 K		0-3 K		4-0 HR IBB	3 1 0 0 1 2 1																						
Ron Fairly, L (1, 9) OBP: 0.265, SLG: 0.250		0-3 K		0-3 K		0-0 4-3		0-0 F6	3 0 0 0 0 2 0																						
Ted Savage, R (9, PH) OBP: 0.200, SLG: 0.200					0-3 K		0-0 F9	0-0 HR 1-H 2-H	1 0 0 0 0 0 2																						
Luis Alcaraz, R (1, 5) OBP: 0.286, SLG: 0.346			4-0 SH2-4 BB		0-0 F6		0-0 F9	0-0 HR	3 1 1 3 1 0 0																						
Paul Popovich, S (9, 5)									0 0 0 0 0 0 0																						
Jeff Torborg, R (1, 2) Cleo James, R (8, PH) OBP: 0.333, SLG: 0.333			0-0 F7		4-0 PB BB		0-0 F9	0-0 1-3	1 0 0 0 1 0 1																						
Tom Haller, L (8, 2) OBP: 0.359, SLG: 0.353									1 0 0 0 0 0 0																						
Bill Singer, R (1, 1) Bob Bailey, R (8, PH) OBP: 0.261, SLG: 0.158			0-0 SH2-4		0-3 K		0-3 K		1 0 0 0 0 1 1																						
Mudcat Grant, R (8, 1) OBP: 0.400, SLG: 0.400			1-2		1-2				1 0 0 0 0 1 0																						
									0 0 0 0 0 0 0																						
Inning Stats	R: 0 E: 0 K: 1 S: 5	H: 0 LOB: 0 BB: 0 P: 5	R: 0 E: 0 K: 1 S: 5	H: 0 LOB: 0 BB: 0 P: 5	R: 0 E: 0 K: 1 S: 5	H: 0 LOB: 1 BB: 1 P: 9	R: 0 E: 0 K: 2 S: 8	H: 1 LOB: 1 BB: 0 P: 8	R: 0 E: 0 K: 3 S: 10	H: 0 LOB: 2 BB: 1 P: 14	R: 0 E: 0 K: 1 S: 5	H: 0 LOB: 0 BB: 0 P: 5	R: 0 E: 0 K: 1 S: 5	H: 0 LOB: 0 BB: 0 P: 5	R: 0 E: 0 K: 1 S: 5	H: 0 LOB: 0 BB: 0 P: 5	R: 4 E: 1 K: 0 S: 6	H: 2 LOB: 0 BB: 1 P: 10	1B: 2 2B: 0 3B: 0 HR: 1	SF: 0 SAC: 2 DP: 0 HBP: 0	WP: 0 PB: 1 SB: 0 CS: 0	PA: 35									
PITCHER Ray Sadecki, L (1, 1) ERA: 0.33	IP 9.0	WLS L	BF 35	H 3	R 4	ER 0	SO 11	BB 2	IBB 1	HBP 0	BLK 0	WP 0	HR 1	S 54	P 66	ERA 0.00	WHIP 0.556														
											PITCHER	IP	WLS	BF	H	R	ER	SO	BB	IBB	HBP	BLK	WP	HR	S	P	ERA	WHIP			

Batter	1	2	3	4	5	6	7	8	9	AB R H RBI BB SO LOB
Jesus Alou, R OBP: 0.264, SLG: 0.340 (1, 9)	0-0 1B 1-3 1B	0-0 F2			0-0 1-3		0-0 4-3		0-0 1B	5 1 2 0 0 0 2
Ron Hunt, R OBP: 0.360, SLG: 0.286 (1, 4)	0-0 1-3 1B		0-0 F3		1-0 1B HBP		0-0 WP 1B		0-0 P5-3	4 0 2 0 0 0 1
Willie Mays, R OBP: 0.388, SLG: 0.533 (1, 8)	0-0 F2		0-0 E6 4-1 1B		0-0 F5		0-0 F7			4 0 1 0 0 0 4
Willie McCovey, L OBP: 0.321, SLG: 0.392 (1, 3)	0-0 1-3 1-2		0-0 4-1		0-0 1-3 1B		0-3 K 1-2			4 0 1 1 0 1 3
Jim Ray Hart, R OBP: 0.407, SLG: 0.667 (1, 7)	0-0 F2 3-H		0-0 E6 2-3		4-0 IBB			0-0 G6-4-3 1B		3 0 1 0 1 0 2
Jim Davenport, R OBP: 0.245, SLG: 0.260 (1, 5)		0-0 F8		0-3 K	0-3 K			0-0 G6-4-3 1-2f		4 0 0 0 0 2 4
Bob Barton, R OBP: 0.182, SLG: 0.182 (1, 2)		0-3 K		0-3 K		0-0 F4		0-0 F3		4 0 0 0 0 2 0
Hal Lanier, R OBP: 0.188, SLG: 0.188 (1, 6) Ty Cline, L (9, PH)		0-0 1B 1B		0-0 1B		0-0 6-3		0-0 L3		3 0 2 0 0 0 0 1 0 0 0 0 0 0
Ray Sadecki, L OBP: 0.100, SLG: 0.100 (1, 1) Dave Marshall, L (9, PH) OBP: 0.143, SLG: 0.143		0-0 1B		0-0 F7		0-3 K		0-0 6-3		3 0 1 0 0 1 1 1 0 0 0 0 0 0

Inning Stats	R: 1 E: 0 K: 0 S: 5	H: 2 LOB: 1 BB: 0 P: 5	R: 0 E: 0 K: 1 S: 7	H: 2 LOB: 2 BB: 0 P: 7	R: 0 E: 1 K: 0 S: 4	H: 1 LOB: 2 BB: 0 P: 4	R: 0 E: 0 K: 2 S: 8	H: 1 LOB: 1 BB: 0 P: 8	R: 0 E: 0 K: 1 S: 6	H: 1 LOB: 3 BB: 1 P: 11	R: 0 E: 0 K: 1 S: 5	H: 0 LOB: 0 BB: 0 P: 5	R: 0 E: 0 K: 1 S: 6	H: 1 LOB: 1 BB: 0 P: 6	R: 0 E: 0 K: 0 S: 3	H: 1 LOB: 0 BB: 0 P: 3	R: 0 E: 0 K: 0 S: 4	H: 1 LOB: 1 BB: 0 P: 4	1B: 10 2B: 0 3B: 0 HR: 0	SF: 0 SAC: 0 DP: 1 HBP: 1	WP: 1 PB: 0 SB: 0 CS: 0	PA: 38
--------------	------------------------------	---------------------------------	------------------------------	---------------------------------	------------------------------	---------------------------------	------------------------------	---------------------------------	------------------------------	----------------------------------	------------------------------	---------------------------------	------------------------------	---------------------------------	------------------------------	---------------------------------	------------------------------	---------------------------------	-----------------------------------	------------------------------------	----------------------------------	--------

PITCHER	IP	WLS	BF	H	R	ER	SO	BB	IBB	HBP	BLK	WP	HR	S	P	ERA	WHIP
Bill Singer, R ERA: 2.1 (1, 1)	7.0		31	8	1	1	6	0	1	1	0	1	0	41	46	1.29	1.143
Mudcat Grant, R ERA: 1.13 (8, 1)	2.0	W	7	2	0	0	0	0	0	0	0	0	0	7	7	0.00	1.000

BOTTOM


Los Angeles Dodgers @ San Francisco Giants
Candlestick Park, San Francisco, CA

livebaseballscorecards.com

AB	36
R	1
H	10
RBI	1
BB	1
SO	6
LOB	17



Fri Apr 26 1968, 9:05 PM EST
Att. 17,482 - Unknown

Batter	1	2	3	4	5	6	7	8	9	AB R H RBI BB SO LOB	TOP														
Willie Davis, L (1, 8) OBP: 0.286, SLG: 0.339	0-0 F3			x 0-0 G3		x 0-0 1-3 1B		x 0-0 F5		4 0 1 0 0 0 1	<p>Los Angeles Dodgers @ San Francisco Giants</p> <p>Candlestick Park, San Francisco, CA</p> <p>Sat Apr 27 1968, 6:33 AM EST</p> <p>Att. 16,629 - Unknown</p> <p>livebaseballscorecards.com</p> <table border="1"> <tr><td>AB</td><td>31</td></tr> <tr><td>R</td><td>0</td></tr> <tr><td>H</td><td>5</td></tr> <tr><td>RBI</td><td>0</td></tr> <tr><td>BB</td><td>0</td></tr> <tr><td>SO</td><td>5</td></tr> <tr><td>LOB</td><td>9</td></tr> </table> 	AB	31	R	0	H	5	RBI	0	BB	0	SO	5	LOB	9
AB	31																								
R	0																								
H	5																								
RBI	0																								
BB	0																								
SO	5																								
LOB	9																								
Zoilo Versalles, R (1, 6) OBP: 0.234, SLG: 0.328	0-0 6-3		x 0-0 F2		x 0-0 1-3		x 0-0 F6		4 0 0 0 0 0 1																
Wes Parker, S (1, 3) OBP: 0.339, SLG: 0.368	0-0 6-3		x 0-0 F9		x 0-0 F8 4-3 1B		x 0-0 5-3		4 0 1 0 0 0 0																
Jim Lefebvre, S (1, 4) OBP: 0.308, SLG: 0.449		x 0-0 F7		x 0-0 F9		x 0-0 F8 1-2		SSS 0-3 K	4 0 0 0 0 1 1																
Rocky Colavito, R (1, 7) OBP: 0.262, SLG: 0.171		x 0-0 5-3		x 0-0 F7		x 0-0 4-3			3 0 0 0 0 0 1																
Ron Fairly, L (1, 9) OBP: 0.269, SLG: 0.255		x 0-0 4-3		x 0-0 1B 1B		x 0-0 4-3			3 0 1 0 0 0 1																
Luis Alcaraz, R (1, 5) OBP: 0.323, SLG: 0.379			x 0-0 F9		x 0-0 1-2 1B		x 0-0 1B		3 0 2 0 0 0 0																
Tom Haller, L (1, 2) OBP: 0.333, SLG: 0.324		SSS 0-3 K		x 0-0 F7		SSS 0-3 K			3 0 0 0 0 2 3																
Don Drysdale, R (1, 1) OBP: 0.111, SLG: 0.111			x 0-0 1-3		SSS 0-3 K		SSS 0-3 K		2 0 0 0 0 1 0																
Bob Bailey, R (8, PH) OBP: 0.250, SLG: 0.150									1 0 0 0 0 1 1																
Jim Brewer, L (8, 1)									0 0 0 0 0 0 0																
Inning Stats	R: 0 E: 0 K: 0 S: 3	H: 0 LOB: 0 BB: 0 P: 3	R: 0 E: 0 K: 0 S: 3	H: 0 LOB: 0 BB: 0 P: 3	R: 0 E: 0 K: 1 S: 5	H: 0 LOB: 0 BB: 0 P: 5	R: 0 E: 0 K: 0 S: 3	H: 0 LOB: 0 BB: 0 P: 3	R: 0 E: 0 K: 0 S: 5	H: 2 LOB: 2 BB: 0 P: 5	R: 0 E: 0 K: 1 S: 5	H: 1 LOB: 0 BB: 0 P: 5	R: 0 E: 0 K: 0 S: 4	H: 1 LOB: 1 BB: 0 P: 4	R: 0 E: 0 K: 2 S: 8	H: 1 LOB: 1 BB: 0 P: 8	R: 0 E: 0 K: 1 S: 5	H: 0 LOB: 0 BB: 0 P: 5	1B: 5 2B: 0 3B: 0 HR: 0	SF: 0 SAC: 0 DP: 0 HBP: 0	WP: 0 PB: 0 SB: 0 CS: 0	PA: 31			
PITCHER Mike McCormick, L (1, 1) ERA: 2.59	IP: 9.0 WLS: W BF: 31 H: 5 R: 0 ER: 0 SO: 5 BB: 0 IBB: 0 HBP: 0 BLK: 0 WP: 0 HR: 0 S: 41 P: 41 ERA: 0.00 WHIP: 0.556																								

Batter	1	2	3	4	5	6	7	8	9	AB R H RBI BB SO LOB
Jesus Alou, R OBP: 0.263, SLG: 0.333 (1, 9)	0-0 F8	0-0 1-3			0-0 6-3		0-0 1B			4 0 1 0 0 0 3
Ron Hunt, R OBP: 0.370, SLG: 0.304 (1, 4)	0-0 5-3		0-0 G5-4-3		0-0 5-3		0-0 FC5			4 0 2 0 0 0 0
Willie Mays, R OBP: 0.377, SLG: 0.571 (1, 8)	0-0 HR		0-0 G5-4-3		0-0 F2		0-3 K			4 1 1 1 0 1 3
Willie McCovey, L OBP: 0.350, SLG: 0.385 (1, 3)	0-0 3-1		4-0 CS		1-0 3B		4-0 IBB			1 1 0 0 2 0 0
Jim Ray Hart, R OBP: 0.414, SLG: 0.647 (1, 7)		0-0 FC5-4	0-0 CS	4-0 BB	0-3 K		0-0 FC5			3 0 1 0 1 1 4
Jim Davenport, R OBP: 0.263, SLG: 0.250 (1, 5)		4-0 FC5-4		4-0 BB	0-0 5-3		0-3 K			2 0 0 0 2 1 1
Jack Hiatt, R OBP: 0.433, SLG: 0.520 (1, 2)		0-3 K		0-3 BB	0-0 K		0-0 HR			4 1 2 2 0 2 4
Hal Lanier, R OBP: 0.167, SLG: 0.167 (1, 6)		0-0 FC5-4		0-0 F6	0-0 F3		0-0 F8			4 0 0 0 0 0 5
Mike McCormick, L OBP: 0.300, SLG: 0.125 (1, 1)		1-0 HBP		0-0 F9			0-3 K			3 0 0 0 0 1 2

Inning Stats	R: 1	H: 1	E: 0	LOB: 0	K: 0	S: 4	R: 0	H: 1	E: 0	LOB: 3	K: 1	S: 6	R: 0	H: 1	E: 0	LOB: 0	K: 0	S: 2	R: 0	H: 0	E: 0	LOB: 2	K: 1	S: 5	R: 0	H: 0	E: 0	LOB: 0	K: 0	S: 3	R: 1	H: 1	E: 0	LOB: 1	K: 1	S: 6	R: 0	H: 2	E: 0	LOB: 3	K: 2	S: 9	R: 1	H: 1	E: 0	LOB: 0	K: 1	S: 6	1B: 4	2B: 0	3B: 1	SF: 0	SAC: 0	DP: 1	HBP: 2	WP: 0	PA: 37
PITCHER	IP	WLS	BF	H	R	ER	SO	BB	IBB	HBP	BLK	WP	HR	S	P	ERA	WHIP																																								
Don Drysdale, R ERA: 3.33 (1, 1)	7.0	L	32	6	2	2	5	4	1	2	0	0	0	1	35	57	2.57	1.429																																							
Jim Brewer, L ERA: 1.42 (8, 1)	1.0		4	1	1	1	1	0	0	0	0	0	0	1	6	6	9.00	1.000																																							

BOTTOM

Los Angeles Dodgers @ San Francisco Giants
Candlestick Park, San Francisco, CA


livebaseballscorecards.com

AB	29
R	3
H	7
RBI	3
BB	5
SO	6
LOB	22



WP: 0	PA: 37
PB: 0	
SB: 1	
CS: 1	

Sat Apr 27 1968, 6:33 AM EST
Att. 16,629 - Unknown

Batter	1	2	3	4	5	6	7	8	9	AB R H RBI BB SO LOB	TOP														
Zoilo Versalles, R (1, 6) OBP: 0.221, SLG: 0.308	0-0 F3			0-0 F8		0-3 K			0-0 F9	4 0 0 0 0 1 0	<p>Los Angeles Dodgers @ San Francisco Giants Candlestick Park, San Francisco, CA</p> <p>Sun Apr 28 1968, 6:33 AM EDT Att: 25,925 - Unknown</p> <p>livebaseballscorecards.com</p> <table border="1"> <tr><td>AB</td><td>31</td></tr> <tr><td>R</td><td>1</td></tr> <tr><td>H</td><td>5</td></tr> <tr><td>RBI</td><td>1</td></tr> <tr><td>BB</td><td>0</td></tr> <tr><td>SO</td><td>8</td></tr> <tr><td>LOB</td><td>8</td></tr> </table> 	AB	31	R	1	H	5	RBI	1	BB	0	SO	8	LOB	8
AB	31																								
R	1																								
H	5																								
RBI	1																								
BB	0																								
SO	8																								
LOB	8																								
Luis Alcaraz, R (1, 5) OBP: 0.286, SLG: 0.333	0-0 F7			0-0 5-3			0-3 K		0-0 6-3	4 0 0 0 0 1 0															
Willie Davis, L (1, 8) OBP: 0.299, SLG: 0.394	0-0 3-1			0-3 K			0-0 HR		0-0 1B	4 1 2 1 0 1 0															
Ron Fairly, L (1, 9) OBP: 0.268, SLG: 0.255		0-0 F9			0-0 FC4-6 1B		0-0 4-3		0-0 F7	4 0 1 0 0 0 1															
Wes Parker, S (1, 3) OBP: 0.338, SLG: 0.367		0-3 K			0-0 FC4-6 1B		0-0 F6			3 0 1 0 0 1 0															
Tom Haller, L (1, 2) OBP: 0.333, SLG: 0.350		0-3 K			0-0 FC4-6 G1-6-3			0-0 4-3 2B		3 0 1 0 0 1 2															
Jim Fairey, L (1, 7) OBP: 0.235, SLG: 0.313			0-0 4-3		0-0 G1-6-3			0-0 4-3		3 0 0 0 0 0 3															
Paul Popovich, S (1, 4)			0-0 P4-3			0-0 P4-3		0-0 P6		3 0 0 0 0 0 1															
Claude Osteen, L (1, 1) John Purdin, R (2, 1) Cleo James, R (6, PH) Hank Aguirre, R (6, 1) Len Gabrielson, L (8, PH) Jack Billingham, R (8, 1)			0-3 K		0-3 K			0-3 K		0 0 0 0 0 0 0 1 0 0 0 0 0 1 0 1 0 0 0 0 0 1 0 0 0 0 0 0 0 0 0 1 0 0 0 0 0 1 1 0 0 0 0 0 0 0 0															
Inning Stats	R: 0 H: 0 E: 0 LOB: 0 K: 0 BB: 0 S: 3 P: 3	R: 0 H: 0 E: 0 LOB: 0 K: 2 BB: 0 S: 7 P: 7	R: 0 H: 0 E: 0 LOB: 0 K: 1 BB: 0 S: 5 P: 5	R: 0 H: 0 E: 0 LOB: 0 K: 1 BB: 0 S: 5 P: 5	R: 0 H: 2 E: 0 LOB: 1 K: 0 BB: 0 S: 4 P: 4	R: 0 H: 0 E: 0 LOB: 0 K: 2 BB: 0 S: 7 P: 7	R: 1 H: 1 E: 0 LOB: 0 K: 1 BB: 0 S: 6 P: 6	R: 0 H: 1 E: 0 LOB: 1 K: 1 BB: 0 S: 6 P: 6	R: 0 H: 1 E: 0 LOB: 1 K: 0 BB: 0 S: 4 P: 4	1B: 3 SF: 0 2B: 1 SAC: 0 3B: 0 DP: 1 HR: 1 HBP: 0	WP: 0 PA: 31 PB: 0 SB: 0 CS: 0														
PITCHER Gaylord Perry, R (1, 1) ERA: 1.72	IP WLS BF H R ER SO BB IBB HBP BLK WP HR S P ERA WHIP											PITCHER IP WLS BF H R ER SO BB IBB HBP BLK WP HR S P ERA WHIP													


Batter	1	2	3	4	5	6	7	8	9	AB	R	H	RBI	BB	SO	LOB
Jesus Alou, R OBP: 0.279, SLG: 0.361 (1, 9)	0-0 P4-3	0-0 6-3		0-0 CS 1B			0-0 BB 2B			4	0	2	0	0	0	1
Ron Hunt, R OBP: 0.397, SLG: 0.313 (1, 4)	4-0 HR BB	0-0 1B 1B		0-0 CS 1-2	0-0 5-3		1-0 BB HBP			2	2	1	1	1	0	0
Willie McCovey, L OBP: 0.359, SLG: 0.446 (1, 3)	0-0 1-H HR	0-0 2-H 1B			0-0 F3		0-0 F6			4	1	2	3	0	0	2
Willie Mays, R OBP: 0.368, SLG: 0.538 (1, 8)	0-0 F9	0-0 F7			0-0 F9		4-0 P6-4-3 BB 1-2 2-3			3	0	0	0	1	0	1
Jim Ray Hart, R OBP: 0.403, SLG: 0.618 (1, 7)	0-3 K		0-3 K			0-0 P4-6-3 1B	0-0 P6-4-3 1-2f			4	0	1	0	0	2	3
Jim Davenport, R OBP: 0.279, SLG: 0.268 (1, 5)		0-0 2B 1B 1B	0-0 F5			0-0 P4-6-3 1-2f		0-0 CS 1B		4	1	2	0	0	0	1
Jack Hiatt, R OBP: 0.441, SLG: 0.552 (1, 2)		0-0 1B 2B	0-0 F8			0-0 FC5 1B 1B		0-3 K 1-2		4	1	2	0	0	1	1
Hal Lanier, R OBP: 0.200, SLG: 0.200 (1, 6)		0-0 6-3 SH1-4 1B 2-H 3-H		0-0 5-3		0-0 1-2 1B		0-3 K		4	1	2	2	0	1	0
Gaylord Perry, R OBP: 0.111, SLG: 0.111 (1, 1)		0-0 SH1-4 1-2		0-3 K		0-0 FC5 2-3f				2	0	0	0	0	1	2

Inning Stats	R: 2	H: 1	E: 0	K: 1	S: 6	LOB: 0	BB: 1	P: 10	R: 4	H: 5	E: 0	K: 0	S: 8	LOB: 1	BB: 0	P: 8	R: 0	H: 0	E: 0	K: 1	S: 5	LOB: 0	BB: 0	P: 5	R: 0	H: 1	E: 0	K: 1	S: 5	LOB: 0	BB: 0	P: 3	R: 0	H: 3	E: 0	K: 0	S: 5	LOB: 2	BB: 0	P: 5	R: 0	H: 1	E: 0	K: 0	S: 3	LOB: 2	BB: 1	P: 8	R: 0	H: 1	E: 0	K: 2	S: 7	LOB: 0	BB: 0	P: 7
--------------	------	------	------	------	------	--------	-------	-------	------	------	------	------	------	--------	-------	------	------	------	------	------	------	--------	-------	------	------	------	------	------	------	--------	-------	------	------	------	------	------	------	--------	-------	------	------	------	------	------	------	--------	-------	------	------	------	------	------	------	--------	-------	------

PITCHER																	1B: 9	SF: 0	WP: 0	PA: 36
PITCHER																	2B: 2	SAC: 1	PB: 0	
PITCHER																	3B: 0	DP: 2	SB: 0	
PITCHER																	HR: 1	HBP: 1	CS: 2	
Batter	IP	WLS	BF	H	R	ER	SO	BB	IBB	HBP	BLK	WP	HR	S	P	ERA	WHIP	ERA	WHIP	
Claude Osteen, L ERA: 3.62 (1, 1)	1.2	L	12	6	6	6	1	1	0	0	0	0	1	13	17	32.40	4.200			
John Purdin, R ERA: (2, 1)	3.1		10	1	0	0	2	0	0	0	0	0	0	14	14	0.00	0.300			
Hank Aguirre, L ERA: (6, 1)	2.0		10	4	0	0	0	1	0	1	0	0	0	8	13	0.00	2.500			
Jack Billingham, R ERA: (8, 1)	1.0		3	1	0	0	2	0	0	0	0	0	0	7	7	0.00	1.000			

Los Angeles Dodgers @ San Francisco Giants
Candlestick Park, San Francisco, CA
 Sun Apr 28 1968, 6:33 AM EDT
 Att. 25,925 - Unknown

AB	31
R	6
H	12
RBI	6
BB	2
SO	5
LOB	11



Batter	1	2	3	4	5	6	7	8	9	AB R H RBI BB SO LOB	TOP											
Felipe Alou, R (1, 8) OBP: 0.361, SLG: 0.559	0-0 6-3		0-0 1B 1B		4-0 E G3 1B BB		0-0 5-3	0-0 FC1-6 1-2f 2-3		4 1 1 1 1 0 2	Atlanta Braves @ San Francisco Giants Candlestick Park, San Francisco, CA Mon Apr 29 1968, 6:33 AM EDT Att. 4,090 - Unknown											
Sonny Jackson, L (1, 6) OBP: 0.211, SLG: 0.219	0-0 E4		0-0 F7		0-0 E5 G3 1B 1B		0-0 3-1	0-0 F5		5 1 1 0 0 0 3												
Hank Aaron, R (1, 9) OBP: 0.431, SLG: 0.708	0-3 K 1-2		0-0 1B		0-3 K		0-0 E 1B	0-0 CS 1B		5 0 3 0 0 2 3												
Sandy Valdespino, L (1, 7) OBP: 0.434, SLG: 0.422		0-0 1B G6-4-3 1B	0-3 K		0-0 G3		0-0 4-3	0-0 WP 1B		5 1 2 1 0 1 4												
Tito Francona, L (1, 3) OBP: 0.400, SLG: 0.700 Deron Johnson, R (8, 3) OBP: 0.184, SLG: 0.182		0-0 G6-4-3 1B		0-0 S 1B 1B	0-0 S 1B			0-0 HR	0-0 F8	4 2 4 2 0 0 0 1 0 0 0 0 0 1												
Clete Boyer, R (1, 5) OBP: 0.179, SLG: 0.270		0-0 G6-4-3		0-0 F8	0-0 F6			0-0 E8 1B 1B	0-0 F4	5 1 1 0 0 0 4												
Bob Tillman, R (1, 2) OBP: 0.220, SLG: 0.319		0-0 F7		0-0 1B		0-0 1-3		0-3 K		4 0 1 1 0 1 1												
Felix Millan, R (1, 4) OBP: 0.313, SLG: 0.279			0-0 SH1-4 1B 2B	0-0 F8		0-0 1-3		4-0 FC1-6 1B IBB		3 1 1 0 1 0 1												
Ron Reed, R (1, 1) OBP: 0.400, SLG: 0.400			0-0 SH1-4	0-3 K		0-3 K		0-0 FC1-6 1B		3 0 1 1 0 2 1												
Inning Stats	R: 0 E: 1 K: 1 S: 5	H: 0 LOB: 0 BB: 0 P: 5	R: 1 E: 0 K: 0 S: 4	H: 2 LOB: 0 BB: 0 P: 4	R: 1 E: 0 K: 1 S: 8	H: 3 LOB: 2 BB: 0 P: 8	R: 1 E: 0 K: 1 S: 7	H: 2 LOB: 1 BB: 0 P: 7	R: 2 E: 1 K: 1 S: 7	H: 2 LOB: 1 BB: 1 P: 11		R: 0 E: 0 K: 1 S: 5	H: 0 LOB: 0 BB: 0 P: 5	R: 0 E: 1 K: 0 S: 4	H: 1 LOB: 1 BB: 0 P: 4	R: 2 E: 1 K: 1 S: 8	H: 3 LOB: 2 BB: 1 P: 12	R: 0 E: 0 K: 0 S: 4	H: 2 LOB: 1 BB: 0 P: 4	1B: 13 2B: 1 3B: 0 HR: 1	SF: 0 SAC: 1 DP: 1 HBP: 0	WP: 1 PB: 0 SB: 2 CS: 1
PITCHER	IP WLS BF H R ER SO BB IBB HBP BLK WP HR S P ERA WHIP												PITCHER	IP WLS BF H R ER SO BB IBB HBP BLK WP HR S P ERA WHIP								
Juan Marichal, R (1, 1) ERA: 3.43	7.0 L 33 12 7 7 5 1 0 0 0 0 1 42 46 9.00 1.857																					
Ron Herbel, R (8, 1) ERA:	1.0 5 1 0 0 1 0 1 0 0 0 0 6 10 0.00 1.000																					
Joe Gibbon, L (9, 1) ERA:	1.0 4 2 0 0 0 0 0 0 0 0 1 0 4 4 0.00 2.000																					

livebaseballscorecards.com

AB	39
R	7
H	15
RBI	6
BB	2
SO	6
LOB	20



Batter	1	2	3	4	5	6	7	8	9	AB R H RBI BB SO LOB															
Jesus Alou, R OBP: 0.262, SLG: 0.338 (1, 9)	0-0 F6	[Greyed out]			0-0 4-3	[Greyed out]		0-0 F8	[Greyed out]		4 0 0 0 0 0 0														
Ron Hunt, R OBP: 0.371, SLG: 0.288 (1, 4)	0-0 6-3	[Greyed out]			0-0 6-3	[Greyed out]		0-3 K	[Greyed out]		4 0 0 0 0 1 0														
Willie Mays, R OBP: 0.377, SLG: 0.554 (1, 8)	0-0 F8	[Greyed out]			0-0 F7	[Greyed out]		0-0 1B	[Greyed out]		4 0 2 0 0 0 0														
Willie McCovey, L OBP: 0.338, SLG: 0.417 (1, 3)	[Greyed out]		0-0 1-3	[Greyed out]			0-3 K	[Greyed out]		4 0 0 0 0 1 2															
Jim Ray Hart, R OBP: 0.400, SLG: 0.596 (1, 7) (9, 5)	[Greyed out]		0-0 F9	[Greyed out]			0-0 6-3	[Greyed out]		2 1 0 0 1 0 0															
Jim Davenport, R OBP: 0.266, SLG: 0.254 (1, 5) (9, 6)	[Greyed out]		0-0 F9	[Greyed out]			0-3 K	[Greyed out]		3 0 0 0 0 1 1															
Jack Hiatt, R OBP: 0.432, SLG: 0.594 Frank Johnson, R OBP: 0.222, SLG: 0.222 Dick Dietz, R (8, PR) (9, 2)	[Greyed out]		0-0 5-3	[Greyed out]			0-3 K	[Greyed out]		3 0 1 1 0 1 0 0 1 0 0 0 0 0 0 0 0 0 0 0 0															
Hal Lanier, R OBP: 0.190, SLG: 0.190 Dave Marshall, L OBP: 0.125, SLG: 0.125 (8, PH) (9, 7)	[Greyed out]		0-3 K	[Greyed out]			0-0 5-3	[Greyed out]		2 0 0 0 0 1 0 1 0 0 1 0 0 0															
Juan Marichal, R OBP: 0.059, SLG: 0.059 Ron Herbel, R (8, 1) Ty Cline, L (8, PH) Joe Gibbon, R (9, 1)	[Greyed out]		0-0 F4	[Greyed out]			0-0 L8	[Greyed out]		2 0 0 0 0 0 0 0 0 0 0 0 0 0 1 0 0 0 0 0 1 0 0 0 0 0 0 0															
Inning Stats	R: 0 E: 0 K: 0 S: 3	H: 0 LOB: 0 BB: 0 P: 3	R: 0 E: 0 K: 0 S: 3	H: 0 LOB: 0 BB: 0 P: 3	R: 0 E: 0 K: 1 S: 5	H: 0 LOB: 0 BB: 0 P: 5	R: 0 E: 0 K: 0 S: 3	H: 0 LOB: 0 BB: 0 P: 3	R: 0 E: 0 K: 2 S: 7	H: 0 LOB: 0 BB: 0 P: 7	R: 0 E: 0 K: 1 S: 5	H: 0 LOB: 0 BB: 0 P: 5	R: 0 E: 0 K: 1 S: 6	H: 1 LOB: 1 BB: 0 P: 6	R: 2 E: 0 K: 0 S: 4	H: 1 LOB: 1 BB: 1 P: 8	R: 0 E: 0 K: 0 S: 4	H: 1 LOB: 1 BB: 0 P: 4	1B: 1 2B: 1 3B: 1 HR: 0	SF: 0 SAC: 0 DP: 0 HBP: 0	WP: 0 PB: 0 SB: 0 CS: 0	PA: 31			
PITCHER Ron Reed, R ERA: 3.38 (1, 1)	IP 9.0	WLS W	BF 31	H 3	R 2	ER 2	SO 5	BB 1	IBB 0	HBP 0	BLK 0	WP 0	HR 0	S 40	P 44	ERA 2.00	WHIP 0.444								

BOTTOM

Atlanta Braves @ San Francisco Giants
Candlestick Park, San Francisco, CA

Mon Apr 29 1968, 6:33 AM EDT
Att. 4,090 - Unknown

livebaseballscores.com

AB	30
R	2
H	3
RBI	2
BB	1
SO	5
LOB	4



Batter	1	2	3	4	5	6	7	8	9	AB R H RBI BB SO LOB	TOP	
Felipe Alou, R (1, 8) OBP: 0.351, SLG: 0.548	0-3 K		0-0 1B FC1-2 2B	0-0 FC5-4			0-0 F2		0-0 L5-3	5 0 1 0 0 1 4		
Sonny Jackson, L (1, 6) OBP: 0.225, SLG: 0.234	0-0 BB 1B		0-0 FC1-2 1B		0-0 5-3		0-0 F8			4 0 2 0 0 0 0		
Hank Aaron, R (1, 9) OBP: 0.434, SLG: 0.706	4-0 FC6-4 BB		0-3 K		0-0 PB 2B		0-0 6-3			3 0 1 0 1 1 2		
Deron Johnson, R (1, 3) OBP: 0.170, SLG: 0.167	0-3 K		0-0 FC1-2		0-3 K			0-0 6-3		4 0 0 0 0 2 5		
Clete Boyer, R (1, 5) OBP: 0.183, SLG: 0.269	0-0 FC6-4		0-0 F9		0-0 6-3			0-0 G5-4-3 1B		4 0 1 0 0 0 5		
Tommie Aaron, R (1, 7) OBP: 0.355, SLG: 0.467		0-0 F3		0-0 F7		0-0 2B		0-0 G5-4-3		4 0 1 0 0 0 1		
Bob Tillman, R (1, 2) OBP: 0.222, SLG: 0.314		0-0 F8		0-0 1B 1B		0-0 5-3		0-0 F9		4 0 1 0 0 0 1		
Felix Millan, R (1, 4) OBP: 0.324, SLG: 0.292		0-0 FC6-4 1B		0-0 F9		0-0 F7		0-0 FC 1B		4 0 2 0 0 0 2		
Ken Johnson, R (1, 1) OBP: 0.125, SLG: 0.125 Clay Carroll, R (6, 1) Woody Woodward, R (9, PH)		0-0 FC6-4		0-0 FC5-4 1B		0-3 K		0-0 FC L5-3		3 0 1 0 0 1 2 0 0 0 0 0 0 0 1 0 0 0 0 0 1		
Inning Stats	R: 0 E: 0 K: 2 S: 8 H: 1 LOB: 2 BB: 1 P: 12	R: 0 E: 0 K: 0 S: 4 H: 1 LOB: 1 BB: 0 P: 4	R: 0 E: 0 K: 1 S: 7 H: 2 LOB: 2 BB: 0 P: 7	R: 0 E: 0 K: 0 S: 5 H: 2 LOB: 2 BB: 0 P: 5	R: 0 E: 0 K: 1 S: 6 H: 1 LOB: 1 BB: 0 P: 6	R: 0 E: 0 K: 1 S: 6 H: 1 LOB: 1 BB: 0 P: 6	R: 0 E: 0 K: 0 S: 3 H: 0 LOB: 0 BB: 0 P: 3	R: 0 E: 0 K: 0 S: 3 H: 1 LOB: 0 BB: 0 P: 3	R: 0 E: 0 K: 0 S: 4 H: 1 LOB: 1 BB: 0 P: 4	1B: 7 2B: 4 3B: 0 HR: 0 SF: 0 SAC: 0 DP: 2 HBP: 0	WP: 0 PB: 1 SB: 0 CS: 0 PA: 37	
PITCHER Ray Sadecki, L (1, 1) ERA: 0.25	IP 9.0 WLS W BF 37 H 10 R 0 ER 0 SO 5 BB 1 IBB 0 HBP 0 BLK 0 WP 0 HR 0 S 46 P 50 ERA 0.00 WHIP 1.222											PITCHER IP WLS BF H R ER SO BB IBB HBP BLK WP HR S P ERA WHIP

Atlanta Braves @ San Francisco Giants
Candlestick Park, San Francisco, CA

AB	36
R	0
H	10
RBI	0
BB	1
SO	5
LOB	23



Tue Apr 30 1968, 6:33 AM EDT
Att. 3,408 - Unknown

livebaseballscorecards.com

Batter	1	2	3	4	5	6	7	8	9
Ron Hunt, R OBP: 0.373, SLG: 0.273 (1, 4)	1-0 S 1B HBP		1-0 FC4-6 HBP		0-3 K		0-0 F3	0-0 E5 2B	
Dave Marshall, L OBP: 0.308, SLG: 0.385 (1, 9)	0-3 K		0-0 FC4-6 1-2f			0-0 S 1B 1B	0-0 S 1B 1B	0-0 2B	
Willie Mays, R OBP: 0.364, SLG: 0.525 (1, 8)	0-0 F7 1-2		0-0 F8			0-0 F3	0-0 BB 1B 1B	0-0 5-3	
Willie McCovey, L OBP: 0.361, SLG: 0.429 (1, 3)	0-0 1B 2-H 1B			0-0 F2		0-0 S 1B 1B	4-0 1B BB BB		
Jim Ray Hart, R OBP: 0.406, SLG: 0.590 (1, 7)	0-0 1B 1-3			0-3 K		0-3 K 1-2 2-3	0-0 1B 1-3 2-H		
Jim Davenport, R OBP: 0.279, SLG: 0.270 (1, 5)		0-0 G4-3 1B		0-0 6-3		0-0 1B 2-H 3-H 1B	0-0 5-3		
Jack Hiatt, R OBP: 0.415, SLG: 0.556 (1, 2)		0-0 G4-3 1-2f			0-0 F3	0-0 1B		0-0 F4	
Hal Lanier, R OBP: 0.217, SLG: 0.217 (1, 6)		0-0 G3			0-0 1B	0-0 1-3		0-0 SH1-4 E 1B	
Ray Sadecki, L OBP: 0.077, SLG: 0.077 (1, 1)			0-0 G3		0-0 F8		0-0 3-1	0-0 SH1-4 1-2	

Inning Stats	R: 1	H: 2	E: 0	K: 1	S: 6	LOB: 2	BB: 0	P: 7
	R: 0	H: 1	E: 0	K: 0	S: 3	LOB: 0	BB: 0	P: 3
	R: 0	H: 0	E: 0	K: 0	S: 3	LOB: 1	BB: 0	P: 4
	R: 0	H: 0	E: 0	K: 1	S: 5	LOB: 0	BB: 0	P: 5
	R: 0	H: 1	E: 0	K: 1	S: 6	LOB: 1	BB: 0	P: 6
	R: 2	H: 4	E: 0	K: 1	S: 9	LOB: 2	BB: 0	P: 9
	R: 2	H: 3	E: 0	K: 0	S: 6	LOB: 2	BB: 1	P: 10
	R: 2	H: 2	E: 1	K: 0	S: 6	LOB: 1	BB: 0	P: 6

PITCHER	IP	WLS	BF	H	R	ER	SO	BB	IBB	HBP	BLK	WP	HR	S	P	ERA	WHIP
Ken Johnson, R ERA: 2.93 (1, 1)	5.2	L	25	8	3	3	4	0	0	2	0	0	0	31	33	4.76	1.412
Clay Carroll, R ERA: 3.18 (6, 1)	2.1		14	5	4	2	0	1	0	0	0	0	0	13	17	7.71	2.571

BOTTOM

AB R H RBI BB SO LOB

3 2 0 0 0 1 1

5 2 3 1 0 1 2

5 1 1 1 0 0 4

3 1 2 1 1 0 0

4 0 2 1 0 2 2

4 0 2 2 0 0 2

4 0 1 0 0 0 1

4 1 2 0 0 0 2

3 0 0 0 0 0 1

Atlanta Braves @ San Francisco Giants
Candlestick Park, San Francisco, CA

Tue Apr 30 1968, 6:33 AM EDT
Att. 3,408 - Unknown

livebaseballscorecards.com

AB 35
R 7
H 13
RBI 6
BB 1
SO 4
LOB 15

GIANTS

WP: 0 PA: 39
PB: 0
SB: 4
CS: 0

Batter	1	2	3	4	5	6	7	8	9	AB R H RBI BB SO LOB	TOP																
Pete Rose, S (1, 9) OBP: 0.446, SLG: 0.600	0-3 K		0-0 2B	4-0 IBB			0-0 4-3		0-0 4-3	4 1 1 0 1 1 0																	
Alex Johnson, R (1, 7) OBP: 0.309, SLG: 0.333	0-3 K		0-0 F8 E 2B	0-3 K			0-0 3B 1B		0-0 1-3	5 2 2 1 0 2 2																	
Vada Pinson, L (1, 8) OBP: 0.300, SLG: 0.397	0-0 S 1B		0-0 F8 2-3				0-0 1-H 3B			4 1 2 1 0 0 1																	
Tony Perez, R (1, 5) OBP: 0.325, SLG: 0.479	0-0 1-H 1B		0-0 E5 1B				0-0 F3 4-3			4 0 2 2 0 0 1																	
Lee May, R (1, 3) OBP: 0.359, SLG: 0.423	0-0 F5		0-0 5-3				0-0 P5		0-3 K	4 0 0 0 0 1 2																	
Johnny Bench, R (1, 2) OBP: 0.222, SLG: 0.353		0-0 6-3		0-0 6-3			0-0 P4		0-0 4-3	4 0 0 0 0 0 0																	
Tommy Helms, R (1, 4) OBP: 0.296, SLG: 0.368		0-0 P4		0-0 1B 2B			0-0 5-3		0-3 K	4 1 1 0 0 1 0																	
Leo Cardenas, R (1, 6) OBP: 0.254, SLG: 0.269		0-0 5-3		0-0 SH2-4 1B			0-0 F8		0-0 E9 SF7	4 1 1 1 0 0 0																	
Milt Pappas, R (1, 1) OBP: 0.111, SLG: 0.111			0-3 K	0-0 SH2-4			0-3 K		0-0 SF7	2 0 0 0 0 2 0																	
Ted Abernathy, R (7, 1)										0 0 0 0 0 0 0																	
Ted Davidson, R (8, 1)										0 0 0 0 0 0 0																	
Mack Jones, L (9, PH) OBP: 0.316, SLG: 0.143										0 0 0 1 0 0 0																	
Bob Lee, R (9, 1)										0 0 0 0 0 0 0																	
Inning Stats	R: 1 E: 0 K: 2 S: 9	H: 2 LOB: 1 BB: 0 P: 9	R: 0 E: 0 K: 0 S: 3	H: 0 LOB: 0 BB: 0 P: 3	R: 2 E: 1 K: 1 S: 8	H: 3 LOB: 1 BB: 0 P: 8	R: 1 E: 0 K: 1 S: 7	H: 2 LOB: 2 BB: 1 P: 11	R: 0 E: 0 K: 0 S: 3	H: 0 LOB: 0 BB: 0 P: 3	R: 1 E: 0 K: 1 S: 7	H: 2 LOB: 1 BB: 0 P: 7	R: 0 E: 0 K: 2 S: 7	H: 0 LOB: 0 BB: 0 P: 7	R: 1 E: 1 K: 0 S: 4	H: 0 LOB: 0 BB: 0 P: 4	1B: 5 2B: 3 3B: 1 HR: 0	SF: 1 SAC: 1 DP: 0 HBP: 0	WP: 0 PB: 0 SB: 1 CS: 0	PA: 38							
PITCHER	IP	WLS	BF	H	R	ER	SO	BB	IBB	HBP	BLK	WP	HR	S	P	ERA	WHIP										
Mike McCormick, L (1, 1) ERA: 3.38	3.1		17	7	4	4	3	0	0	0	0	0	0	23	23	10.80	2.100										
Bobby Bolin, R (4, 1) ERA: 2.08	3.2		14	2	1	1	2	0	1	0	0	0	0	17	21	2.46	0.545										
Frank Linzy, R (8, 1) ERA: 1.93	2.0	L	7	0	1	0	2	0	0	0	0	0	0	11	11	0.00	0.000										

Cincinnati Reds @ San Francisco Giants
 Candlestick Park, San Francisco, CA
 Wed May 01 1968, 10:05 PM EDT
 Att. 6,194 - Unknown

livebaseballscorecards.com

AB	35
R	6
H	9
RBI	6
BB	1
SO	7
LOB	6



Batter	1	2	3	4	5	6	7	8	9	AB	R	H	RBI	BB	SO	LOB
Ron Hunt, R OBP: 0.366, SLG: 0.271 (1, 4)	0-0 G3		0-0 1B			0-0 P4	0-0 FC3-2			4	0	1	0	0	0	2
Dave Marshall, L OBP: 0.235, SLG: 0.294 (1, 9)	0-0 6-3		0-0 G3			0-0 6-3	0-0 4-3			4	0	0	0	0	0	3
Willie Mays, R OBP: 0.371, SLG: 0.615 (1, 8)	0-3 K				0-0 HR	0-3 K		0-0 HR		4	2	2	2	0	2	0
Willie McCovey, L OBP: 0.355, SLG: 0.463 (1, 3)		0-0 L3		0-0 6-3			0-0 HR	0-0 F7		4	1	1	1	0	0	0
Jim Ray Hart, R OBP: 0.397, SLG: 0.563 (1, 7) (8, 5)		0-0 3-1		0-3 K			4-0 BB 1B 1B BB	0-0 6-3		3	1	0	0	1	1	0
Jim Davenport, R OBP: 0.292, SLG: 0.284 (1, 5) (8, 6)		0-0 1B		0-0 6-3			0-0 1B BB 1B	0-0 F8		4	1	2	0	0	0	0
Jack Hiatt, R OBP: 0.409, SLG: 0.526 (1, 2) Nate Oliver, R OBP: 0.200, SLG: 0.240 (7, PR) Bob Barton, R OBP: 0.182, SLG: 0.182 (8, 2) Frank Johnson, R OBP: 0.200, SLG: 0.200 (9, PH)		0-0 F2				0-0 1-3			0-3 K	2	0	0	0	1	0	1
Hal Lanier, R OBP: 0.229, SLG: 0.250 (1, 6) Ty Cline, L OBP: 0.167, SLG: 0.091 (7, PH) (8, 7)			0-3 K		0-0 2B			0-0 FC3-2 1B	0-0 L1-3	2	0	1	0	0	1	0
Mike McCormick, L OBP: 0.273, SLG: 0.111 (1, 1) Bobby Bolin, R (4, 1) Jesus Alou, R OBP: 0.258, SLG: 0.333 (7, PH) Frank Linzy, R (8, 1) Ollie Brown, R (9, PH)			0-3 K		0-3 K			0-3 K	0-3 K	2	0	0	0	0	1	0

Inning Stats	R: 0	H: 0	E: 0	K: 5	S: 5	R: 0	H: 1	E: 0	K: 0	S: 4	R: 0	H: 1	E: 0	K: 2	S: 8	R: 1	H: 1	E: 0	K: 1	S: 6	R: 0	H: 1	E: 0	K: 1	S: 5	R: 0	H: 0	E: 0	K: 1	S: 5	R: 3	H: 3	E: 0	K: 1	S: 8	R: 1	H: 1	E: 0	K: 0	S: 4	R: 0	H: 0	E: 0	K: 2	S: 7	R: 0	H: 0	E: 0	K: 1	S: 7	1B: 4	SF: 0	2B: 1	SAC: 0	3B: 0	DP: 0	HR: 3	HBP: 0	WP: 0	PA: 36
--------------	------	------	------	------	------	------	------	------	------	------	------	------	------	------	------	------	------	------	------	------	------	------	------	------	------	------	------	------	------	------	------	------	------	------	------	------	------	------	------	------	------	------	------	------	------	------	------	------	------	------	-------	-------	-------	--------	-------	-------	-------	--------	-------	--------

PITCHER	IP	WLS	BF	H	R	ER	SO	BB	IBB	HBP	BLK	WP	HR	S	P	ERA	WHIP
Milt Pappas, R ERA: 5.04 (1, 1)	6.0		24	6	4	4	6	1	0	0	0	0	2	35	39	6.00	1.167
Ted Abernathy, R ERA: 0.96 (7, 1)	1.0		6	2	1	1	1	1	0	0	0	0	1	7	11	9.00	3.000
Ted Davidson, L ERA: 8.22 (8, 1)	1.0	W	3	0	0	0	0	0	0	0	0	0	0	3	3	0.00	0.000
Bob Lee, R ERA: 2.08 (9, 1)	1.0	S	3	0	0	0	2	0	0	0	0	0	0	7	7	0.00	0.000

BOTTOM

Cincinnati Reds @ San Francisco Giants
Candlestick Park, San Francisco, CA
Wed May 01 1968, 10:05 PM EDT
Att. 6,194 - Unknown

livebaseballscores.com

AB	34
R	5
H	8
RBI	5
BB	2
SO	9
LOB	8




Batter	1	2	3	4	5	6	7	8	9	10	11	AB R H RBI BB SO LOB	TOP										
Pete Rose, S OBP: 0.461, SLG: 0.595 (1, 9)	0-3 K		0-0 1B		0-3 K		4-0 1B BB		4-0 SH2-3 BB		0-0 1B S 1B	4 2 2 0 2 2 1	Cincinnati Reds @ San Francisco Giants Candlestick Park, San Francisco, CA Thu May 02 1968, 6:33 AM EDT Att: 4,731 - Unknown										
Alex Johnson, R OBP: 0.324, SLG: 0.338 (1, 7)	0-0 6-3		0-0 1B		0-0 1-3		0-0 1B S 1B		4-0 SH2-3 BB		0-0 B1	5 1 2 0 1 0 2											
Vada Pinson, L OBP: 0.294, SLG: 0.385 (1, 8)	0-3 K		0-3 K		0-0 G3		0-0 S 1B		0-0 SH2-3		0-0 P6	5 0 1 1 0 2 4											
Tony Perez, R OBP: 0.337, SLG: 0.468 (1, 5)	0-0 1B		0-0 F9		0-0 6-3		0-0 6-3		4-0 IBB		4-0 1B IBB	4 1 1 0 2 0 3											
Fred Whitfield, L OBP: 0.308, SLG: 0.308 Lee May, R OBP: 0.367, SLG: 0.431 (11, PH) (11, 3)	0-0 4-3				0-0 FC6-4 1B		0-0 1B		0-0 P6		0-0 L7	5 0 2 0 0 0 5 1 1 1 0 0 0 0											
Johnny Bench, R OBP: 0.217, SLG: 0.333 (1, 2)			0-0 L8		0-0 FC6-4 FC5-4 1B		0-0 F9		0-3 K		0-3 K2-3	6 1 1 2 0 2 5											
Tommy Helms, R OBP: 0.312, SLG: 0.378 (1, 4)			0-0 CS 1B		0-0 FC5-4 FC5-4 1B		0-0 F9		0-0 E7 1B		0-0 5-3	6 0 3 1 0 0 2											
Leo Cardenas, R OBP: 0.247, SLG: 0.250 (1, 6)			0-3 K		0-0 FC5-4		0-3 K		4-0 IBB		0-3 K	5 0 0 0 1 4 3											
George Culver, R OBP: 0.111, SLG: 0.222 Mack Jones, L OBP: 0.300, SLG: 0.133 Ted Davidson, R Bob Lee, R Bob Johnson, R OBP: 0.375, SLG: 0.286 Bill Kelso, R (7, PH) (7, 1) (7, 1) (10, PH) (10, 1)			0-3 K		0-0 2B		0-0 P6		0-3 K		0-0 6-3	2 0 1 0 0 1 0 1 0 0 0 0 0 0 0 0 0 0 0 0 0 1 0 0 0 0 1 2 1 0 0 0 0 0 0 0 0 0 0 0 0 0											
Inning Stats	R: 0 E: 0 K: 2 S: 9	H: 1 LOB: 2 BB: 0 P: 9	R: 0 E: 0 K: 1 S: 5	H: 1 LOB: 0 BB: 0 P: 5	R: 0 E: 0 K: 2 S: 9	H: 2 LOB: 2 BB: 0 P: 9	R: 0 E: 0 K: 0 S: 4	H: 1 LOB: 1 BB: 0 P: 4	R: 0 E: 0 K: 1 S: 6	H: 1 LOB: 1 BB: 0 P: 6	R: 0 E: 1 K: 2 S: 8	H: 1 LOB: 2 BB: 1 P: 12		R: 0 E: 0 K: 1 S: 5	H: 0 LOB: 3 BB: 3 P: 17	R: 0 E: 0 K: 1 S: 5	H: 0 LOB: 0 BB: 0 P: 5	R: 4 E: 0 K: 1 S: 9	H: 4 LOB: 1 BB: 1 P: 13	1B: 13 2B: 1 3B: 0 HR: 0	SF: 0 SAC: 1 DP: 0 HBP: 0	WP: 0 PB: 1 SB: 3 CS: 1	PA: 53
PITCHER	IP WLS BF H R ER SO BB IBB HBP BLK WP HR S P ERA WHIP																						
Gaylord Perry, R ERA: 1.83 (1, 1)	8.0	36	10	2	2	9	1	1	0	0	0	0	0	52	60	2.25	1.375						
Joe Gibbon, L ERA: (9, 1)	0.2	5	0	0	0	0	2	1	0	0	0	0	0	2	14	0.00	3.000						
Frank Linzy, R ERA: 1.69 (9, 1)	1.1	4	0	0	0	2	0	0	0	0	0	0	0	8	8	0.00	0.000						
Bill Henry, L ERA: 6.75 (11, 1)	0.2	L 4	1	2	2	0	0	1	0	0	0	0	0	3	7	27.00	1.500						
Lindy McDaniel, R ERA: 162.0 (11, 1)	0.1	4	3	2	2	1	0	0	0	0	0	0	0	6	6	54.00	9.000						

AB	46
R	6
H	14
RBI	4
BB	6
SO	12
LOB	27



Batter	1	2	3	4	5	6	7	8	9	10	11	AB	R	H	RBI	BB	SO	LOB	BOTTOM								
Ron Hunt, R OBP: 0.342, SLG: 0.250 (1, 4)	E6 L6-3			5-3		6-3		K			K	5	0	0	0	0	2	1	Cincinnati Reds @ San Francisco Giants Candlestick Park, San Francisco, CA Thu May 02 1968, 6:33 AM EDT Att: 4,731 - Unknown livebaseballscorecards.com								
Ty Cline, L OBP: 0.176, SLG: 0.067 (1, 8) (7, 7)	L6-3			K2-3						L4-3	L6-3	4	0	0	0	1	1	1									
Dave Marshall, L OBP: 0.200, SLG: 0.250 Bob Barton, R OBP: 0.182, SLG: 0.182 Dick Dietz, R (9, PH) (10, 2)	K			K		K				5-3	F9	3	0	0	0	0	3	1									
Willie McCovey, L OBP: 0.363, SLG: 0.507 (1, 3)		G6-4-3 1B			F3		G3				HR	4	1	2	1	0	0	0									
Jim Ray Hart, R OBP: 0.390, SLG: 0.588 (1, 5)		G6-4-3 1-2f				HR	5-3				F8	4	1	1	1	0	0	1									
Jack Hiatt, R OBP: 0.413, SLG: 0.525 Willie Mays, R OBP: 0.361, SLG: 0.597 (1, 2) (7, 8)		1-3					P4				F8	2	0	1	0	0	0	0									
Ollie Brown, R (1, 9)			1-3			K					P4	3	0	0	0	1	1	1									
Hal Lanier, R OBP: 0.231, SLG: 0.269 (1, 6)			5-3			F2					FC5-4 FC6 2B	4	0	1	0	0	0	2									
Gaylord Perry, R OBP: 0.091, SLG: 0.091 Jesus Alou, R OBP: 0.254, SLG: 0.328 Joe Gibbon, R (8, PH) (9, 1) Frank Linzy, R (9, 1) Frank Johnson, R OBP: 0.182, SLG: 0.182 Bill Henry, L (11, 1) Lindy McDaniel, R (11, 1)			G3				F9				FC6 1-2f	2	0	0	0	0	0	0									
Inning Stats	R: 0 E: 1 K: 1 S: 5	H: 0 LOB: 0 BB: 0 P: 5	R: 0 E: 0 K: 0 S: 3	H: 1 LOB: 0 BB: 0 P: 3	R: 0 E: 0 K: 0 S: 3	H: 0 LOB: 0 BB: 0 P: 3	R: 0 E: 0 K: 2 S: 7	H: 0 LOB: 0 BB: 0 P: 7	R: 1 E: 0 K: 1 S: 7	H: 2 LOB: 1 BB: 0 P: 7	R: 0 E: 0 K: 1 S: 5	H: 0 LOB: 1 BB: 1 P: 9	R: 0 E: 0 K: 1 S: 3	H: 0 LOB: 0 BB: 0 P: 3	R: 0 E: 0 K: 1 S: 5	H: 0 LOB: 1 BB: 1 P: 9	R: 1 E: 0 K: 0 S: 4	H: 1 LOB: 0 BB: 0 P: 4		R: 0 E: 0 K: 0 S: 4	H: 1 LOB: 1 BB: 0 P: 4	R: 0 E: 0 K: 1 S: 5	H: 0 LOB: 0 BB: 0 P: 5	1B: 2 2B: 2 3B: 0 HR: 2	SF: 0 SAC: 0 DP: 2 HBP: 0	WP: 0 PB: 0 SB: 0 CS: 0	PA: 39
PITCHER	IP	WLS	BF	H	R	ER	SO	BB	IBB	HBP	BLK	WP	HR	S	P	ERA	WHIP										
George Culver, R ERA: 1.8 (1, 1)	6.0		21	3	1	1	5	1	0	0	0	0	1	30	34	1.50	0.667										
Ted Davidson, L ERA: 7.88 (7, 1)	0.1		1	0	0	0	0	0	0	0	0	0	0	1	1	0.00	0.000										
Bob Lee, R ERA: 2.25 (7, 1)	2.2		10	1	1	1	1	1	0	0	0	0	1	11	15	3.38	0.750										
Bill Kelso, R ERA: 5.17 (10, 1)	2.0	W	7	1	0	0	1	0	0	0	0	0	0	9	9	0.00	0.500										



Batter	1	2	3	4	5	6	7	8	9	AB R H RBI BB SO LOB	TOP											
Lou Brock, L (1, 7) OBP: 0.287, SLG: 0.400	0-0 F9		0-0 E3 BB		0-3 K		0-0 F2			4 0 0 0 0 1 1												
Curt Flood, R (1, 8) OBP: 0.448, SLG: 0.570	0-0 HR		4-0 BB		0-0 HR			0-0 5-3		3 2 2 3 1 0 0												
Roger Maris, L (1, 9) OBP: 0.293, SLG: 0.415	0-0 3-1		0-3 K		0-0 G3			0-0 G3		4 0 0 0 0 1 2												
Orlando Cepeda, R (1, 3) OBP: 0.378, SLG: 0.532	0-0 F9		0-0 4-3		0-3 K			4-0 BB		3 0 0 0 1 1 2												
Tim McCarver, L (1, 2) OBP: 0.321, SLG: 0.352		0-0 F3		0-0 F9		0-0 1B		0-0 4-3		4 0 1 0 0 0 1												
Mike Shannon, R (1, 5) OBP: 0.310, SLG: 0.488		0-0 L3-6 1B		0-0 P4		0-3 K			0-0 HR	4 1 2 1 0 1 1												
Julian Javier, R (1, 4) OBP: 0.275, SLG: 0.342		0-0 1B		0-0 5-3		0-0 P4			0-0 F7	4 0 1 0 0 0 1	AB 34 R 4 H 7 RBI 4 BB 2 SO 5 LOB 10											
Dal Maxvill, R (1, 6) OBP: 0.250, SLG: 0.247		0-0 L3-6		0-3 K			0-0 F8		0-0 1-3	4 0 0 0 0 1 2												
Steve Carlton, L (1, 1) OBP: 0.077, SLG: 0.077			0-0 G3		0-0 HR 1B		0-0 F8		0-0 4-3	4 1 1 0 0 0 0												
Inning Stats	R: 1 E: 0 K: 0 S: 4	H: 1 LOB: 0 BB: 0 P: 4	R: 0 E: 0 K: 0 S: 4	H: 2 LOB: 1 BB: 0 P: 4	R: 0 E: 1 K: 1 S: 6	H: 0 LOB: 2 BB: 1 P: 10	R: 0 E: 0 K: 0 S: 3	H: 0 LOB: 0 BB: 0 P: 3	R: 2 E: 0 K: 2 S: 9	H: 2 LOB: 0 BB: 0 P: 9	R: 0 E: 0 K: 2 S: 8	H: 1 LOB: 1 BB: 0 P: 8	R: 0 E: 0 K: 0 S: 3	H: 0 LOB: 0 BB: 0 P: 3	R: 0 E: 0 K: 0 S: 3	H: 0 LOB: 1 BB: 1 P: 7	R: 1 E: 0 K: 0 S: 4	H: 1 LOB: 0 BB: 0 P: 4	1B: 4 2B: 1 3B: 0 HR: 3	SF: 0 SAC: 0 DP: 1 HBP: 0	WP: 0 PB: 0 SB: 1 CS: 0	PA: 36
PITCHER Juan Marichal, R (1, 1) ERA: 3.53	IP 9.0 WLS W BF 36 H 7 R 4 ER 4 SO 5 BB 2 IBB 0 HBP 0 BLK 0 WP 0 HR 3 S 44 P 52 ERA 4.00 WHIP 1.000											PITCHER	IP WLS BF H R ER SO BB IBB HBP BLK WP HR S P ERA WHIP									

St. Louis Cardinals @ San Francisco Giants
 Candlestick Park, San Francisco, CA
 Fri May 03 1968, 10:05 PM EDT
 Att. 15,935 - Unknown

livebaseballscorecards.com

Batter	1	2	3	4	5	6	7	8	9	AB R H RBI BB SO LOB
--------	---	---	---	---	---	---	---	---	---	----------------------

Jesus Alou, R <small>OBP: 0.250, SLG: 0.319</small> <small>(1, 9)</small>	0-3 <small>1-2</small>		0-0 1-3 <small>1-2</small>		0-0 4-3 <small>1-2</small>		0-0 6-3 <small>1-2</small>		0-0 3-1 <small>1-2</small>	5 1 1 0 0 1 1
Ron Hunt, R <small>OBP: 0.358, SLG: 0.254</small> <small>(1, 4)</small>	0-0 5-3 <small>1-2</small>		4-0 <small>1-2</small>		0-0 <small>1-2</small>		4-0 <small>1-2</small>		0-0 3-1 <small>1-2</small>	3 0 1 0 2 0 2
Willie McCovey, L <small>OBP: 0.376, SLG: 0.507</small> <small>(1, 3)</small>	0-0 4-3 <small>1-2</small>		0-0 <small>1-2</small>		4-0 <small>1-2</small>		0-0 4-3 <small>1-2</small>		0-0 <small>1-2</small>	4 1 2 2 1 0 1
Willie Mays, R <small>OBP: 0.351, SLG: 0.569</small> <small>(1, 8)</small>		0-0 F8 <small>1-2</small>	0-3 K <small>1-2</small>		0-3 K <small>1-2</small>		0-0 F3 <small>1-2</small>	0-0 <small>1-2</small>	0-0 <small>1-2</small>	5 0 1 1 0 2 5
Jim Ray Hart, R <small>OBP: 0.370, SLG: 0.556</small> <small>(1, 7)</small>		0-0 F3 <small>1-2</small>		0-0 P6 <small>1-2</small>	0-0 F7 <small>1-2</small>		0-0 P3 <small>1-2</small>			4 0 0 0 0 0 2
Jim Davenport, R <small>OBP: 0.303, SLG: 0.296</small> <small>(1, 5)</small>		0-0 6-3 <small>1-2</small>		0-0 <small>1-2</small>		0-0 F8 <small>1-2</small>		0-0 <small>1-2</small>		4 1 2 0 0 0 0
Dick Dietz, R <small>OBP: 0.222, SLG: 0.125</small> <small>(1, 2)</small>			4-0 <small>1-2</small>	0-0 <small>1-2</small>		0-0 1-3 <small>1-2</small>		0-0 1-3 <small>1-2</small>		3 1 1 0 1 0 1
Hal Lanier, R <small>OBP: 0.222, SLG: 0.264</small> Ollie Brown, R <small>OBP: 0.182, SLG: 0.100</small> <small>(9, PH)</small>			0-0 SH3-4 <small>1-2</small>	0-0 SF8 <small>1-2</small>		0-0 F7 <small>1-2</small>		0-0 <small>1-2</small>	0-0 <small>1-2</small>	1 0 0 1 0 0 0 1 1 1 0 0 0 0
Juan Marichal, R <small>OBP: 0.100, SLG: 0.100</small> Jack Hiatt, R <small>OBP: 0.404, SLG: 0.512</small> <small>(9, PH)</small>			0-0 <small>1-2</small>	0-3 K <small>1-2</small>			0-3 K <small>1-2</small>		0-3 K <small>1-2</small>	3 0 1 1 0 2 1 1 0 0 0 0 1 1

Inning Stats	R: 0	H: 0	E: 0	K: 1	S: 5	LOB: 0	BB: 0	P: 5	R: 0	H: 0	E: 0	K: 0	S: 3	LOB: 0	BB: 0	P: 3	R: 1	H: 2	E: 0	K: 1	S: 7	LOB: 3	BB: 2	P: 15	R: 1	H: 2	E: 0	K: 1	S: 7	LOB: 1	BB: 0	P: 7	R: 0	H: 1	E: 0	K: 1	S: 6	LOB: 2	BB: 1	P: 10	R: 0	H: 0	E: 0	K: 0	S: 3	LOB: 0	BB: 0	P: 3	R: 0	H: 0	E: 0	K: 1	S: 5	LOB: 1	BB: 1	P: 9	R: 0	H: 1	E: 0	K: 0	S: 4	LOB: 1	BB: 0	P: 4	R: 3	H: 4	E: 0	K: 1	S: 8	LOB: 1	BB: 0	P: 8	1B: 10	SF: 1	2B: 0	SAC: 1	3B: 0	DP: 0	HR: 0	HBP: 0
--------------	------	------	------	------	------	--------	-------	------	------	------	------	------	------	--------	-------	------	------	------	------	------	------	--------	-------	-------	------	------	------	------	------	--------	-------	------	------	------	------	------	------	--------	-------	-------	------	------	------	------	------	--------	-------	------	------	------	------	------	------	--------	-------	------	------	------	------	------	------	--------	-------	------	------	------	------	------	------	--------	-------	------	--------	-------	-------	--------	-------	-------	-------	--------

PITCHER	IP	WLS	BF	H	R	ER	SO	BB	IBB	HBP	BLK	WP	HR	S	P	ERA	WHIP
Steve Carlton, L <small>ERA: 3.79</small>	8.2	L	40	10	5	5	6	4	0	0	0	1	0	48	64	5.19	1.615

BOTTOM

St. Louis Cardinals @ San Francisco Giants
 Candlestick Park, San Francisco, CA
 Fri May 03 1968, 10:05 PM EDT
 Att. 15,935 - Unknown

livebaseballscorecards.com

AB	34
R	5
H	10
RBI	5
BB	4
SO	6
LOB	14



Batter	1	2	3	4	5	6	7	8	9	AB	R	H	RBI	BB	SO	LOB	TOP								
Lou Brock, L (1, 7) OBP: 0.290, SLG: 0.390	0-0 F8	0-0 F5			0-0 G5-4-3 1B		0-0 F9	0-0 4-3	4-0 BB	5	0	1	0	1	0	2									
Julian Javier, R (1, 4) OBP: 0.294, SLG: 0.358	0-1 CI		0-0 1B G4-6-3		0-0 G5-4-3 1B		0-0 1B S	0-0 E 1B	0-0 F8	5	3	3	0	0	0	4									
Curt Flood, R (1, 8) OBP: 0.446, SLG: 0.556	0-0 P6		0-0 1B G4-6-3		0-3 K		1-0 1B E	0-0 5-3		4	1	1	0	0	1	2									
Orlando Cepeda, R (1, 3) OBP: 0.379, SLG: 0.524	0-0 4-3		0-0 G4-6-3 1B				0-0 1B E	0-0 1-3		5	2	2	1	0	0	2									
Mike Shannon, R (1, 5) OBP: 0.315, SLG: 0.494		0-0 1B 1B	0-3 K			0-0 1B 2B	0-0 E4		0-0 F9	5	3	2	1	0	1	-1									
Tim McCarver, L (1, 2) OBP: 0.325, SLG: 0.395		0-0 F5		0-0 F8		0-0 5-3	0-0 1B		0-0 HR	5	1	2	1	0	0	3									
Dick Simpson, R (1, 9) OBP: 0.320, SLG: 0.524		0-0 1B		0-3 K		0-3 K	4-0 1B BB		0-0 L7	3	0	1	0	0	2	2									
Roger Maris, L (7, PH) OBP: 0.300, SLG: 0.407		1-2 1B								1	0	0	0	1	0	0									
Dick Schofield, S (1, 6) OBP: 0.467, SLG: 0.733		0-0 1B		0-3 K		0-0 1B	0-0 1B		0-0 1B 2B	5	1	4	3	0	1	0									
Dick Hughes, R (1, 1) Larry Jaster, L (3, 1) Ed Spiezio, R (5, PH) Mike Torrez, R (5, 1) Joe Hoerner, R (9, 1)		0-3 K			4-0 G5-4-3 1B BB	0-0 L6	0-3 K		0-0 2-H 1B	1	0	0	0	0	1	2									
Inning Stats	R: 0 E: 1 K: 0 S: 4	H: 0 LOB: 1 BB: 0 P: 4	R: 1 E: 0 K: 1 S: 8	H: 3 LOB: 2 BB: 0 P: 8	R: 1 E: 0 K: 1 S: 6	H: 2 LOB: 0 BB: 0 P: 6	R: 0 E: 0 K: 2 S: 7	H: 0 LOB: 0 BB: 0 P: 7	R: 0 E: 0 K: 1 S: 5	H: 1 LOB: 1 BB: 1 P: 9	R: 2 E: 0 K: 1 S: 8	H: 3 LOB: 1 BB: 0 P: 8	R: 4 E: 1 K: 1 S: 9	H: 4 LOB: 2 BB: 1 P: 14	R: 1 E: 1 K: 0 S: 4	H: 1 LOB: 0 BB: 0 P: 4	R: 2 E: 0 K: 0 S: 6	H: 3 LOB: 2 BB: 1 P: 10	1B: 14 2B: 2 3B: 0 HR: 1	SF: 0 SAC: 0 DP: 2 HBP: 1	WP: 0 PB: 0 SB: 1 CS: 0	PA: 47			
PITCHER	IP	WLS	BF	H	R	ER	SO	BB	IBB	HBP	BLK	WP	HR	S	P	ERA	WHIP								
Ray Sadecki, L (1, 1) ERA: 1.49	6.1	L	30	10	6	6	6	1	0	1	0	0	0	40	45	8.53	1.737								
Frank Linzy, R (7, 1) ERA: 1.59	0.2		6	3	2	0	1	1	0	0	0	0	0	7	11	0.00	6.000								
Ron Herbel, R (8, 1) ERA: 5.4	1.2		10	4	3	2	0	1	0	0	0	0	1	9	13	10.80	3.000								
Lindy McDaniel, R (9, 1) ERA: 81.0	0.1		1	0	0	0	0	0	0	0	0	0	0	1	1	0.00	0.000								

St. Louis Cardinals @ San Francisco Giants
 Candlestick Park, San Francisco, CA
 Sat May 04 1968, 6:33 AM EDT
 Att: 17,485 - Unknown

livebaseballscorecards.com

AB 42
 R 11
 H 17
 RBI 7
 BB 3
 SO 7
 LOB 19



Batter	1	2	3	4	5	6	7	8	9	AB	R	H	RBI	BB	SO	LOB
Jesus Alou, R OBP: 0.260, SLG: 0.325 (1, 9)	0-0 P4		0-0 FC1-6 BB HR	0-0 F4			0-0 FC4-6 1B		0-0 BB 1B	5	1	2	0	0	0	2
Ron Hunt, R OBP: 0.360, SLG: 0.254 (1, 4)	0-3 K		4-0 BB 1-2 HR BB		0-0 G3 1B		0-0 FC4-6 1-2		0-0 F8	4	1	1	0	1	1	3
Willie Mays, R OBP: 0.366, SLG: 0.600 (1, 8)	0-0 HR		4-0 BB 1-2 HR BB		0-0 P3		0-0 F2		4-0 BB 1-2 2-3	3	2	1	1	2	0	2
Willie McCovey, L OBP: 0.378, SLG: 0.550 (1, 3)	0-0 2B		0-0 HR		0-0 G3		0-0 4-3		0-0 F9 3-H	5	1	2	4	0	0	4
Jim Ray Hart, R OBP: 0.369, SLG: 0.541 (1, 7)	0-0 6-3		0-0 6-3		1-0 HBP			0-0 L4-3		2	0	0	0	0	0	1
Ty Cline, L OBP: 0.167, SLG: 0.063 (6, 7)										1	0	0	0	0	0	0
Jim Davenport, R OBP: 0.288, SLG: 0.280 (1, 5)		0-0 F7	0-3 K		0-0 G3			0-0 6-3		4	0	0	0	0	1	2
Dick Dietz, R OBP: 0.154, SLG: 0.083 (1, 2)		0-0 6-3		0-0 6-3		0-0 5-3		0-0 P4		4	0	0	0	0	0	0
Hal Lanier, R OBP: 0.228, SLG: 0.286 (1, 6)		0-0 F9		0-0 2B		0-3 K			0-0 F7	3	0	1	0	0	1	0
Jack Hiatt, R OBP: 0.396, SLG: 0.500 (9, PH)										1	0	0	0	0	0	0
Ray Sadecki, L OBP: 0.125, SLG: 0.067 (1, 1)			4-0 BB	0-3 K		0-0 3-1			0-0 BB 1B WP 1B	2	0	0	0	1	1	1
Frank Linzy, R (7, 1)										0	0	0	0	0	0	0
Ron Herbel, R (8, 1)										0	0	0	0	0	0	0
Lindy McDaniel, R (9, 1)										0	0	0	0	0	0	0
Dave Marshall, L OBP: 0.238, SLG: 0.286 (9, PH)										1	1	1	0	0	0	0

Inning Stats	R: 1	H: 2	E: 0	K: 1	S: 7	H: 2	LOB: 1	BB: 0	P: 7	R: 0	H: 0	E: 0	K: 0	S: 3	R: 0	H: 0	E: 0	K: 0	S: 3	R: 4	H: 1	E: 0	K: 1	S: 6	R: 0	H: 1	E: 0	K: 1	S: 6	R: 0	H: 1	E: 0	K: 0	S: 4	R: 0	H: 0	E: 0	K: 1	S: 5	R: 0	H: 1	E: 0	K: 0	S: 4	R: 0	H: 0	E: 0	K: 0	S: 3	R: 1	H: 2	E: 0	K: 0	S: 5	R: 0	H: 0	E: 0	K: 0	S: 3	R: 1	H: 2	E: 0	K: 0	S: 5	1B: 4	SF: 0	2B: 2	SAC: 0	3B: 0	DP: 0	HR: 2	HBP: 1	WP: 1	PA: 40
--------------	------	------	------	------	------	------	--------	-------	------	------	------	------	------	------	------	------	------	------	------	------	------	------	------	------	------	------	------	------	------	------	------	------	------	------	------	------	------	------	------	------	------	------	------	------	------	------	------	------	------	------	------	------	------	------	------	------	------	------	------	------	------	------	------	------	-------	-------	-------	--------	-------	-------	-------	--------	-------	--------

PITCHER	IP	WLS	BF	H	R	ER	SO	BB	IBB	HBP	BLK	WP	HR	S	P	ERA	WHIP
Dick Hughes, R (1, 1) ERA: 12.86	2.1		12	2	4	4	1	3	0	0	0	0	1	11	23	15.43	2.143
Larry Jaster, L (3, 1) ERA: 3.0	1.2		7	2	1	1	2	0	0	0	0	0	1	11	11	5.40	1.200
Mike Torrez, R (5, 1) ERA: 2.6	4.2	W	20	4	1	1	1	1	0	1	0	0	0	20	25	1.93	1.071
Joe Hoerner, L (9, 1) ERA:	0.1	S	1	0	0	0	0	0	0	0	0	1	0	1	1	0.00	0.000

BOTTOM

St. Louis Cardinals @ San Francisco Giants
Candlestick Park, San Francisco, CA
Sat May 04 1968, 6:33 AM EDT
Att. 17,485 - Unknown

livebaseballscores.com

AB	35
R	6
H	8
RBI	5
BB	4
SO	4
LOB	15



Batter	1	2	3	4	5	6	7	8	9	AB R H RBI BB SO LOB	TOP	
Lou Brock, L (1, 7) X OBP: 0.286, SLG: 0.390	0-0 2B 7-6-2-5-6		0-0 F7		0-0 F7		0-0 F3	0-0 L6		5 0 1 0 0 0 4		
Julian Javier, R (1, 4) X OBP: 0.311, SLG: 0.384	0-0 2B 2-3		0-0 L9		0-3 K		0-0 FC6-4 1B 1-2 2-H		0-0 1B	5 0 3 1 0 1 0		
Curt Flood, R (1, 8) B B B OBP: 0.434, SLG: 0.532	4-0 BB		0-0 4-3			0-0 6-3	0-0 FC6-4 1-2f		0-0 F9	4 0 0 0 1 0 3		
Orlando Cepeda, R (1, 3) X OBP: 0.370, SLG: 0.500	0-0 F6			0-0 E5 1B		0-0 F8		4-0 1B E BB	0-0 F7	4 1 0 0 1 0 4		
Mike Shannon, R (1, 5) X OBP: 0.298, SLG: 0.467	0-0 7-6-2-5-6 3-Hf			0-3 K		0-0 6-3		0-0 F8	0-0 F9	5 0 0 0 0 1 6		
Tim McCarver, L (1, 2) B B B B OBP: 0.333, SLG: 0.405		4-0 WP BB		0-0 F8			0-0 1B SF8 2B		0-3 K	3 1 1 0 1 1 2		
Dick Simpson, R (1, 9) X OBP: 0.379, SLG: 0.560		0-0 FC G6-4-3 1-2		0-0 1B			0-0 1B 1B		0-0 E 1B 1B	4 2 3 0 0 0 1		
Dick Schofield, S (1, 6) X OBP: 0.421, SLG: 0.632		0-0 P5		0-0 P5			0-0 1B 1B 1-2 2-3		0-0 E4 1B 1-3 2-H	4 0 1 0 0 0 5		
Ray Washburn, R (1, 1) Phil Gagliano, R (7, PH) OBP: 0.400, SLG: 0.500 Hal Gilson, R (7, 1) Ed Spiezio, R (8, PH) OBP: 0.750, SLG: 0.500 Ron Willis, R (8, 1) Joe Hoerner, R (8, 1)		0-0 G6-4-3 1-2f			0-0 5-3		0-0 SF8 3-H		0-0 1B 1-2 3-H	2 0 0 0 0 0 2 0 0 0 1 0 0 0 0 0 0 0 0 0 0 1 0 1 1 0 0 0 0 0 0 0 0 0 0 0 0 0 0 0 0 0		
Inning Stats	R: 0 H: 2 E: 0 LOB: 2 K: 0 BB: 1 S: 4 P: 8	R: 0 H: 0 E: 0 LOB: 1 K: 0 BB: 1 S: 3 P: 7	R: 0 H: 0 E: 0 LOB: 0 K: 0 BB: 0 S: 3 P: 3	R: 0 H: 1 E: 1 LOB: 2 K: 1 BB: 0 S: 7 P: 7	R: 0 H: 0 E: 0 LOB: 0 K: 1 BB: 0 S: 5 P: 5	R: 0 H: 0 E: 0 LOB: 0 K: 0 BB: 0 S: 3 P: 3	R: 2 H: 4 E: 0 LOB: 2 K: 0 BB: 0 S: 7 P: 7	R: 2 H: 2 E: 1 LOB: 2 K: 1 BB: 1 S: 8 P: 12	R: 0 H: 1 E: 0 LOB: 1 K: 0 BB: 0 S: 4 P: 4	1B: 7 SF: 1 2B: 4 SAC: 0 3B: 0 DP: 2 HR: 0 HBP: 0	WP: 1 PA: 41 PB: 0 SB: 0 CS: 0	
PITCHER Mike McCormick, L (1, 1) ERA: 3.09	IP WLS BF H R ER SO BB IBB HBP BLK WP HR S P ERA WHIP											PITCHER IP WLS BF H R ER SO BB IBB HBP BLK WP HR S P ERA WHIP

St. Louis Cardinals @ San Francisco Giants
 Candlestick Park, San Francisco, CA
 Sun May 05 1968, 6:33 AM EDT
 Att: 28,007 - Unknown

livebaseballscorecards.com

AB 37
 R 4
 H 10
 RBI 3
 BB 3
 SO 3
 LOB 27



BOTTOM

St. Louis Cardinals @ San Francisco Giants
Candlestick Park, San Francisco, CA

Sun May 05 1968, 6:33 AM EDT
Att. 28,007 - Unknown

livebaseballscores.com

AB 34
R 8
H 11
RBI 7
BB 6
SO 8
LOB 20



WP: 1 PA: 41
PB: 0
SB: 1
CS: 1

	AB	R	H	RBI	BB	SO	LOB	
1st	4	1	1	0	1	0	3	
2nd	4	0	1	1	0	2	1	
3rd	0	0	0	0	1	0	0	
4th	0	0	0	0	0	0	0	
5th	6	2	3	1	0	2	1	
6th	4	1	2	0	1	2	3	
7th	3	1	1	1	1	0	2	
8th	4	1	1	2	0	2	5	
9th	3	0	0	0	1	0	1	
Total	1B: 9	SF: 0	2B: 1	SAC: 1	3B: 0	DP: 0	HR: 1	HBP: 0

Batter	1	2	3	4	5	6	7	8	9
Ron Hunt, R (1, 4) OBP: 0.363, SLG: 0.253	5-3		BB		F8	FC6-4		1B	
Ty Cline, L (1, 9) OBP: 0.182, SLG: 0.100 Jack Hiatt, R (8, PH) OBP: 0.408, SLG: 0.500 Jesus Alou, R (8, PR) OBP: 0.260, SLG: 0.325	K		L4-3		1B		K	1B	
Willie Mays, R (1, 8) OBP: 0.379, SLG: 0.613	K				L		K		
Willie McCovey, L (1, 3) OBP: 0.389, SLG: 0.548									
Jim Davenport, R (1, 5) OBP: 0.288, SLG: 0.282									
Dave Marshall, L (1, 7) OBP: 0.240, SLG: 0.400									
Dick Dietz, R (1, 2) OBP: 0.176, SLG: 0.067									
Hal Lanier, R (1, 6) OBP: 0.246, SLG: 0.288									
Mike McCormick, L (1, 1) OBP: 0.286, SLG: 0.167									

Inning	R	H	E	K	S	P
1	0	0	0	2	7	0
2	0	1	0	1	6	0
3	0	0	0	0	7	0
4	2	2	0	1	7	0
5	1	1	0	0	7	0
6	3	4	1	0	11	0
7	0	0	0	3	17	0
8	2	3	0	1	12	0
9	0	0	0	0	0	0

PITCHER	IP	WLS	BF	H	R	ER	SO	BB	IBB	HBP	BLK	WP	HR	S	P	ERA	WHIP
Ray Washburn, R (1, 1) ERA: 1.89	6.0	L	29	8	6	4	4	2	1	0	0	0	0	33	45	6.00	1.667
Hal Gilson, L (7, 1) ERA:	1.0		5	0	0	0	3	2	0	0	0	0	0	9	17	0.00	2.000
Ron Willis, R (8, 1) ERA: 4.66	0.2		4	2	2	2	0	0	0	0	0	0	0	4	4	27.00	3.000
Joe Hoerner, L (8, 1) ERA:	0.1		3	1	0	0	1	1	0	0	0	1	0	4	8	0.00	6.000

Batter	1	2	3	4	5	6	7	8	9	AB R H RBI BB SO LOB	TOP																					
Ron Hunt, R (1, 4) OBP: 0.368, SLG: 0.266	0-0 F2		0-0 FC4-6 1B		0-0 1B			0-0 F8		4 0 2 0 0 0 0																						
Jim Davenport, R (1, 5) OBP: 0.307, SLG: 0.284	0-0 F4		0-0 FC4-6 1B		0-0 F9			4-0 HR BB		3 1 1 0 1 0 1																						
Willie McCovey, L (1, 3) OBP: 0.394, SLG: 0.575	4-0 BB		0-0 FC4-6 1-2f 2-3					0-0 1-H HR		3 1 1 2 1 0 2																						
Willie Mays, R (1, 8) OBP: 0.367, SLG: 0.590	0-0 F3		0-3 K					0-0 F8 2B		3 0 0 0 0 1 3																						
Frank Johnson, R (6, 8) OBP: 0.250, SLG: 0.333										1 0 1 0 0 0 0																						
Jim Ray Hart, R (1, 7) OBP: 0.365, SLG: 0.533		0-0 5-3		0-0 1-3				0-0 F8		1 0 0 0 0 0 0																						
Jesus Alou, R (3, 7) OBP: 0.250, SLG: 0.313								2-3		3 0 0 0 0 0 1																						
Ollie Brown, R (1, 9) OBP: 0.200, SLG: 0.143		0-0 5-3		0-0 6-3				0-0 1B		4 0 1 0 0 0 1																						
Dick Dietz, R (1, 2) OBP: 0.190, SLG: 0.105				0-0 F7				0-0 F2		4 0 1 0 0 0 1																						
Hal Lanier, R (1, 6) OBP: 0.231, SLG: 0.270		0-0 1-3						0-0 F6		4 0 0 0 0 0 2																						
Gaylord Perry, R (1, 1) OBP: 0.091, SLG: 0.091			0-0 F2					0-0 F7		0 0 0 0 0 0 0																						
Bobby Bolin, R (2, 1) OBP: 0.190, SLG: 0.231										1 0 0 0 0 0 0																						
Nate Oliver, R (5, PH) OBP: 0.190, SLG: 0.231										1 0 0 0 0 0 0																						
Ron Herbel, R (5, 1) OBP: 0.450, SLG: 0.488										0 0 0 0 0 0 0																						
Jack Hiatt, R (7, PH) OBP: 0.450, SLG: 0.488										1 0 0 0 0 0 1																						
Lindy McDaniel, R (7, 1) OBP: 0.174, SLG: 0.174										0 0 0 0 0 0 0																						
Bob Barton, R (9, PH) OBP: 0.174, SLG: 0.174										1 0 0 0 0 0 0																						
Inning Stats	R: 0 E: 0 K: 0 S: 3	H: 0 LOB: 1 BB: 1 P: 7	R: 0 E: 0 K: 0 S: 4	H: 1 LOB: 1 BB: 0 P: 4	R: 0 E: 0 K: 1 S: 7	H: 2 LOB: 2 BB: 0 P: 7	R: 0 E: 0 K: 0 S: 3	H: 0 LOB: 0 BB: 0 P: 3	R: 0 E: 0 K: 0 S: 4	H: 1 LOB: 1 BB: 0 P: 4	R: 0 E: 0 K: 0 S: 3	H: 0 LOB: 0 BB: 0 P: 3	R: 0 E: 0 K: 0 S: 5	H: 2 LOB: 1 BB: 1 P: 9	R: 2 E: 0 K: 0 S: 3	H: 0 LOB: 0 BB: 0 P: 3	1B: 5 2B: 1 3B: 0 HR: 1	SF: 0 SAC: 0 DP: 0 HBP: 0	WP: 0 PB: 0 SB: 0 CS: 0	PA: 36												
PITCHER Denny Lemaster, L (1, 1) ERA: 3.19	IP 9.0	WLS W	BF 36	H 7	R 2	ER 2	SO 1	BB 2	IBB 0	HBP 0	BLK 0	WP 0	HR 1	S 36	P 44	ERA 2.00	WHIP 1.000															
											PITCHER	IP 9.0	WLS W	BF 36	H 7	R 2	ER 2	SO 1	BB 2	IBB 0	HBP 0	BLK 0	WP 0	HR 1	S 36	P 44	ERA 2.00	WHIP 1.000				

San Francisco Giants @ Houston Astros
 Astrodome, Houston, TX
 Mon May 06 1968, 8:05 PM EDT
 Att: 10,142 - Unknown

livebaseballscorecards.com

AB 34
R 2
H 7
RBI 2
BB 2
SO 1
LOB 12



Batter	1	2	3	4	5	6	7	8	9
Ron Davis, R OBP: 0.276, SLG: 0.230 (1, 8)	0-0 F4	0-0 1B		0-0 F7		0-3 K		0-0 BB 1B	
Norm Miller, L OBP: 0.274, SLG: 0.357 (1, 9)	0-0 BB 2B	0-0 F7		0-0 F8		0-0 HBP 1B		0-0 BB 1B	
Jimmy Wynn, R OBP: 0.358, SLG: 0.286 (1, 7)	4-0 2B	0-0 1B WP		4-0 S BB		1-0 1B HBP		4-0 WP 1B	
Rusty Staub, L OBP: 0.396, SLG: 0.462 (1, 3)	0-0 1B 2B	0-0 1B WP		4-0 1-2 IBB		0-0 1-3 2-H 1B		0-0 WP 1B	
Bob Aspromonte, R OBP: 0.299, SLG: 0.352 (1, 5)	0-3 K	0-0 FC5-4 1B		0-0 F3		0-3 K		0-0 6-3	
Denis Menke, R OBP: 0.353, SLG: 0.344 (1, 6)	0-0 2-H 1B	0-0 FC5-4				0-0 F6		4-0 BB	
Julio Gotay, R OBP: 0.213, SLG: 0.255 (1, 4)	0-0 4-3			0-0 F2		0-0 G4-3 1B		0-0 6-3	
John Bateman, R OBP: 0.346, SLG: 0.435 (1, 2)		0-0 E7 1B 2B		0-0 G3		0-0 G4-3		0-0 5-3	
Denny Lemaster, R (1, 1)		0-3 K		0-0 1-3		0-0 1-3		0-0 5-3	

Inning Stats	R: 3	H: 3	LOB: 1	K: 1	S: 8	P: 12	R: 4	H: 5	LOB: 1	K: 1	S: 10	P: 10	R: 0	H: 0	LOB: 0	K: 0	S: 3	R: 0	H: 1	LOB: 0	K: 0	S: 3	R: 1	H: 2	LOB: 2	K: 2	S: 9	R: 0	H: 0	LOB: 0	K: 0	S: 3	R: 2	H: 3	LOB: 3	K: 0	S: 6	P: 14
--------------	------	------	--------	------	------	-------	------	------	--------	------	-------	-------	------	------	--------	------	------	------	------	--------	------	------	------	------	--------	------	------	------	------	--------	------	------	------	------	--------	------	------	-------

PITCHER	IP	WLS	BF	H	R	ER	SO	BB	IBB	HBP	BLK	WP	HR	S	P	ERA	WHIP
Gaylord Perry, R ERA: 3.29 (1, 1)	1.2	L	13	7	7	7	2	1	0	0	0	0	0	16	20	37.80	4.800
Bobby Bolin, R ERA: 1.35 (2, 1)	2.1		10	1	0	0	0	1	1	0	0	1	0	8	16	0.00	0.857
Ron Herbel, R ERA: 5.06 (5, 1)	2.0		9	3	1	1	2	0	0	1	0	0	0	12	13	4.50	1.500
Lindy McDaniel, R ERA: 27.0 (7, 1)	2.0		11	3	2	2	0	2	0	0	0	1	0	9	17	9.00	2.500

BOTTOM

San Francisco Giants @ Houston Astros
Astrodome, Houston, TX

Mon May 06 1968, 8:05 PM EDT
Att. 10,142 - Unknown

AB	R	H	RBI	BB	SO	LOB
5	2	2	1	0	1	0
5	3	3	0	0	0	1
1	2	1	0	3	0	0
4	2	4	6	1	0	0
5	0	1	1	0	2	7
4	0	1	1	1	0	1
5	0	1	0	0	0	4
4	1	1	0	0	0	1
4	0	0	0	0	1	1

AB	37
R	10
H	14
RBI	9
BB	5
SO	4
LOB	15

WP: 2 PA: 43
PB: 0
SB: 1
CS: 0



PITCHER	IP	WLS	BF	H	R	ER	SO	BB	IBB	HBP	BLK	WP	HR	S	P	ERA	WHIP
---------	----	-----	----	---	---	----	----	----	-----	-----	-----	----	----	---	---	-----	------

Batter	1	2	3	4	5	6	7	8	9	AB R H RBI BB SO LOB	TOP											
Ron Hunt, R (1, 4) OBP: 0.360, SLG: 0.253	0-0 6-3		0-0 F8	0-0 5-3		4-0 BB			0-0 E6	4 0 0 1 1 0 2	San Francisco Giants @ Houston Astros Astrodome, Houston, TX Tue May 07 1968, 8:05 PM EDT Att: 13,685 - Unknown livebaseballscorecards.com											
Dave Marshall, L (1, 7) OBP: 0.267, SLG: 0.379	0-3 K		0-0 1B		0-0 G3	0-0 4-3			4-0 BB	4 0 1 0 1 1 3												
Willie Mays, R (1, 8) OBP: 0.358, SLG: 0.568	0-0 BB		0-3 K		0-0 F8		0-0 6-3		0-0 F6	5 0 1 0 0 1 3												
Willie McCovey, L (1, 3) OBP: 0.394, SLG: 0.560	4-0 1-2		0-0 1B		0-0 F8		0-0 3-1		0-0 2-3	4 0 1 0 1 0 2												
Ollie Brown, R (1, 9) OBP: 0.211, SLG: 0.167	0-0 F8		0-0 F8		0-0 BB		0-0 F8			4 1 1 0 0 0 4												
Frank Johnson, R (1, 5) OBP: 0.313, SLG: 0.375		0-0 SH3-4		0-0 FC1-5		0-0 BB		0-0 4-3		4 0 2 0 0 0 1												
Bob Barton, R (1, 2) OBP: 0.240, SLG: 0.208		0-0 SH3-4		4-0 FC1-5		0-0 BB		0-0 L8		1 0 1 0 1 0 0												
Ty Cline, L (8, PH) OBP: 0.174, SLG: 0.095		1-2		1-2 BB		1-2 1B		1-2 2-3		1 0 0 0 0 0 0												
Dick Dietz, R (8, 2) OBP: 0.190, SLG: 0.105		0-3 K		0-0 FC1-5		0-0 F8		0-0 5-3		0 0 0 0 0 0 0												
Hal Lanier, R (1, 6) OBP: 0.224, SLG: 0.262		0-3 K		0-0 FC1-5		1-2 2-3f				2 0 0 0 0 1 3												
Jack Hiatt, R (6, PH) OBP: 0.392, SLG: 0.477		0-3 K		0-0 F2		0-3 K				1 0 0 0 0 0 3												
Nate Oliver, R (6, 6) OBP: 0.185, SLG: 0.222		0-3 K								1 0 0 0 0 0 0												
Juan Marichal, R (1, 1) OBP: 0.087, SLG: 0.087										3 0 0 0 0 2 6												
Frank Linzy, R (7, 1)										0 0 0 0 0 0 0												
Jesus Alou, R (9, PH) OBP: 0.247, SLG: 0.309										1 0 0 0 0 0 0												
Inning Stats	R: 0 E: 0 K: 1 S: 6	H: 1 LOB: 2 BB: 1 P: 10	R: 0 E: 0 K: 2 S: 8	H: 1 LOB: 1 BB: 0 P: 8	R: 0 E: 0 K: 1 S: 7	H: 2 LOB: 2 BB: 0 P: 7	R: 0 E: 0 K: 0 S: 4	H: 1 LOB: 2 BB: 1 P: 8	R: 0 E: 0 K: 0 S: 3	H: 0 LOB: 0 BB: 0 P: 3	R: 1 E: 1 K: 1 S: 8	H: 2 LOB: 3 BB: 1 P: 12	R: 0 E: 0 K: 0 S: 3	H: 0 LOB: 0 BB: 0 P: 3	R: 0 E: 0 K: 0 S: 3	H: 0 LOB: 0 BB: 0 P: 3	R: 0 E: 1 K: 0 S: 4	H: 0 LOB: 2 BB: 1 P: 8	1B: 7 2B: 0 3B: 0 HR: 0	SF: 0 SAC: 1 DP: 0 HBP: 0	WP: 0 PB: 0 SB: 0 CS: 0	PA: 40
PITCHER	IP WLS BF H R ER SO BB IBB HBP BLK WP HR S P ERA WHIP																					
Don Wilson, R (1, 1) ERA: 3.57	8.1 W 38 7 1 0 5 4 0 0 0 0 0 0 44 60 0.00 1.320																					
Mike Cuellar, L (9, 1) ERA: 5.4	0.2 S 2 0 0 0 0 0 0 0 0 0 0 0 2 2 0.00 0.000																					



TOP

San Francisco Giants @ Houston Astros
Astrodome, Houston, TX

AB	33
R	3
H	8
RBI	3
BB	5
SO	4
LOB	22



WP:	0	PA:	41
PB:	0		
SB:	0		
CS:	0		

Wed May 08 1968, 8:05 PM EDT
Att. 14,053 - Unknown

Batter	1	2	3	4	5	6	7	8	9	AB R H RBI BB SO LOB	TOP					
Ron Hunt, R (1, 4) x OBP: 0.371, SLG: 0.264	0-0 F9 x		0-0 F8 1B x		1-0 HBP H 1-2 2-3		0-0 4-3 x		0-0 SF4 1B x 2-3	4 1 2 0 0 0 1						
Jesus Alou, R (1, 7) x OBP: 0.256, SLG: 0.306	4-0 BB x		0-0 F8 1-2 x		0-3 K x			0-0 FC4-6 BB 1B x	0-3 K x	4 1 1 0 1 2 6						
Willie Mays, R (1, 8) x OBP: 0.360, SLG: 0.554	0-0 F8 x		0-0 F7 x		0-0 F9 x			4-0 FC4-6 BB 1B x 1-2	0-0 BB 1B x 1-3	4 0 1 1 1 0 5						
Willie McCovey, L (1, 3) x OBP: 0.376, SLG: 0.537	0-0 F7 x			0-0 4-3 x		0-0 4-3 x		0-0 FC4-6 BB 1B x 1-2 2-3	0-0 SF4 x 3-H	4 0 0 1 0 0 3						
Jim Ray Hart, R (1, 5) x OBP: 0.344, SLG: 0.500		0-3 K x		0-0 6-3 x		0-0 F7 x		0-0 F4 x	0-0 F5 x	5 0 0 0 0 1 3						
Ollie Brown, R (1, 9) x OBP: 0.217, SLG: 0.182		0-0 F9 x		0-0 F8 x		0-0 F8 x		0-0 IBB 1B x 1-3 3-H		4 0 1 1 0 0 0						
Jack Hiatt, R (1, 2) x OBP: 0.418, SLG: 0.478		4-0 BB x			0-0 HBP SH3-4 1B x		0-0 F2 x	4-0 IBB x 1-2		2 0 1 0 2 0 0						
Hal Lanier, R (1, 6) x OBP: 0.217, SLG: 0.254		0-0 5-3 x			0-0 SH3-4 x		0-0 1-3 x	0-3 K x		2 0 0 0 0 0 1						
Jim Davenport, R (8, PH) (8, 6)					1-2					1 0 0 0 0 1 3						
Ray Sadecki, L (1, 1) x OBP: 0.250, SLG: 0.278			0-0 4-3 x		4-0 HBP BB x		0-0 E8 2B x		0-0 SF4 1B 2B x	3 1 2 0 1 0 0						
Frank Linzy, R (9, 1)										0 0 0 0 0 0 0						
Joe Gibbon, R (9, 1)										0 0 0 0 0 0 0						
Inning Stats	R: 0 H: 0 E: 0 K: 0 S: 3	H: 0 LOB: 1 BB: 1 P: 7	R: 0 H: 0 E: 0 K: 1 S: 5	H: 0 LOB: 1 BB: 1 P: 9	R: 0 H: 1 E: 0 K: 0 S: 4	H: 1 LOB: 1 BB: 0 P: 4	R: 0 H: 0 E: 0 K: 0 S: 3	H: 0 LOB: 0 BB: 0 P: 3	R: 0 H: 1 E: 1 K: 0 S: 4	H: 1 LOB: 1 BB: 0 P: 4	R: 1 H: 2 E: 0 K: 1 S: 7	H: 2 LOB: 3 BB: 2 P: 15	R: 2 H: 3 E: 0 K: 1 S: 8	H: 3 LOB: 1 BB: 0 P: 8	1B: 6 SF: 1 2B: 2 SAC: 1 3B: 0 DP: 0 HR: 0 HBP: 1	WP: 0 PA: 41 PB: 0 SB: 0 CS: 0
PITCHER	IP WLS BF H R ER SO BB IBB HBP BLK WP HR S P ERA WHIP															ERA WHIP
Larry Dierker, R (1, 1) ERA: 3.23	8.1 L 39 8 3 3 4 4 1 1 0 0 0 41 62 3.24 1.440															
Mike Cuellar, L (9, 1) ERA: 3.86	0.2 2 0 0 0 0 0 0 0 0 0 0 2 2 0.00 0.000															

livebaseballscorecards.com

Batter	1	2	3	4	5	6	7	8	9	AB R H RBI BB SO LOB
Ron Davis, R OBP: 0.264, SLG: 0.232 (1, 8)	0-3 K			0-0 F7			0-0 F6		0-0 1-3 2B	4 0 1 0 0 1 0
Ivan Murrell, R OBP: 0.067, SLG: 0.067 (1, 9)	0-0 F5			0-0 5-3			0-0 6-3		0-3 K	4 0 0 0 0 1 2
Jimmy Wynn, R OBP: 0.359, SLG: 0.345 (1, 7)	0-0 6-3			4-0 CS BB			0-0 HR		0-3 K	3 1 1 1 1 1 2
Rusty Staub, L OBP: 0.394, SLG: 0.474 (1, 3)		0-3 K		0-0 CS 1-2	0-3 K		0-0 F4		0-0 1-3	4 0 0 0 0 2 2
Bob Aspromonte, R OBP: 0.298, SLG: 0.338 (1, 5)		0-0 6-3			0-0 1-3			0-0 6-3		3 0 0 0 0 0 0
Denis Menke, R OBP: 0.333, SLG: 0.324 (1, 6)		0-0 F7			0-0 5-3			0-0 F9		3 0 0 0 0 0 0
Julio Gotay, R OBP: 0.222, SLG: 0.259 (1, 4)			0-0 6-3			0-0 F9		0-0 1B		3 0 1 0 0 0 0
John Bateman, R OBP: 0.322, SLG: 0.385 (1, 2)			0-3 K			0-0 F9		0-3 K		3 0 0 0 0 2 1
Larry Dierker, R (1, 1)			0-0 6-3			0-3 K			0-0 2B 1B	2 0 0 0 0 1 0
Mike Cuellar, L (9, 1)										0 0 0 0 0 0 0
Doug Rader, R OBP: 0.239, SLG: 0.356 (9, PH)										1 0 1 0 0 0 0

BOTTOM

San Francisco Giants @ Houston Astros
Astrodome, Houston, TX
Wed May 08 1968, 8:05 PM EDT
Att. 14,053 - Unknown

livebaseballscorecards.com

AB	30
R	1
H	4
RBI	1
BB	1
SO	8
LOB	7



Inning Stats	R: 0	H: 0	E: 0	K: 1	S: 5	LOB: 0	BB: 0	P: 5	R: 0	H: 0	E: 0	K: 1	S: 5	LOB: 0	BB: 0	P: 5	R: 0	H: 0	E: 0	K: 0	S: 2	LOB: 0	BB: 1	P: 6	R: 0	H: 0	E: 0	K: 1	S: 5	LOB: 0	BB: 0	P: 5	R: 1	H: 1	E: 0	K: 0	S: 4	LOB: 0	BB: 0	P: 4	R: 0	H: 1	E: 0	K: 1	S: 6	LOB: 1	BB: 0	P: 6	R: 0	H: 2	E: 0	K: 2	S: 9	LOB: 2	BB: 0	P: 9	1B: 2	SF: 0	2B: 1	SAC: 0	3B: 0	DP: 0	HR: 1	HBP: 0	WP: 0	PA: 32
--------------	------	------	------	------	------	--------	-------	------	------	------	------	------	------	--------	-------	------	------	------	------	------	------	--------	-------	------	------	------	------	------	------	--------	-------	------	------	------	------	------	------	--------	-------	------	------	------	------	------	------	--------	-------	------	------	------	------	------	------	--------	-------	------	-------	-------	-------	--------	-------	-------	-------	--------	-------	--------

PITCHER	IP	WLS	BF	H	R	ER	SO	BB	IBB	HBP	BLK	WP	HR	S	P	ERA	WHIP
Ray Sadecki, L ERA: 1.42 (1, 1)	8.1	W	29	4	1	1	7	1	0	0	0	0	1	42	46	1.08	0.600
Frank Linzy, R ERA: 2.77 (9, 1)	0.1		1	0	0	0	1	0	0	0	0	0	0	3	3	0.00	0.000
Joe Gibbon, L ERA: (9, 1)	0.1	S	1	0	0	0	0	0	0	0	0	0	0	1	1	0.00	0.000

Batter	1	2	3	4	5	6	7	8	9	AB R H RBI BB SO LOB	TOP									
Ron Hunt, R (1, 4) OBP: 0.358, SLG: 0.253	0-0 F9		0-0 F7		0-0 F8		0-0 1-3			4 0 0 0 0 0 0	San Francisco Giants @ Houston Astros Astrodome, Houston, TX Thu May 09 1968, 8:05 PM EDT Att. 12,638 - Unknown livebaseballscorecards.com									
Jim Davenport, R (1, 6) OBP: 0.301, SLG: 0.279	0-0 4-3		0-0 SF7 1B		0-0 5-3			0-0 6-3		4 1 1 0 0 0 0										
Willie Mays, R (1, 8) OBP: 0.356, SLG: 0.542	0-3 K		0-0 E8 1-3 1B		0-0 F8			0-0 F9		4 0 1 0 0 1 0										
Willie McCovey, L (1, 3) OBP: 0.398, SLG: 0.592		0-0 1B E 2B	4-0 IBB		0-0 FC5-4 1B			0-0 HR		3 2 3 1 1 0 0										
Jim Ray Hart, R (1, 5) OBP: 0.340, SLG: 0.494		0-0 E 2-3 1B	0-0 SF7		0-3 K			0-3 K		3 0 1 1 0 2 1										
Ollie Brown, R (1, 9) OBP: 0.185, SLG: 0.154		0-0 F9	0-0 K 3-H		0-0 FC5-4 1-2f			0-0 6-3		4 0 0 0 0 1 5										
Jack Hiatt, R (1, 2) OBP: 0.390, SLG: 0.440		0-0 E4 1-2 3-H		0-0 F7		0-0 5-3		0-3 K		4 0 0 1 0 1 2										
Jesus Alou, R (1, 7) OBP: 0.244, SLG: 0.292		0-0 F8		0-3 K		0-0 F3		0-0 6-3		4 0 0 0 0 1 2										
Mike McCormick, L (1, 1) OBP: 0.250, SLG: 0.143		0-0 F2		0-3 K		0-0 L7				2 0 0 0 0 1 2										
Bobby Bolin, R (5, 1)										0 0 0 0 0 0 0										
Ty Cline, L (7, PH) OBP: 0.167, SLG: 0.091										1 0 0 0 0 0 0										
Bill Henry, L (7, 1)										0 0 0 0 0 0 0										
Ron Herbel, R (8, 1)										0 0 0 0 0 0 0										
Inning Stats	R: 0 E: 0 K: 1 S: 5	H: 0 LOB: 0 BB: 0 P: 5	R: 1 E: 1 K: 0 S: 6	H: 2 LOB: 2 BB: 0 P: 6	R: 1 E: 1 K: 1 S: 7	H: 2 LOB: 2 BB: 1 P: 11	R: 0 E: 0 K: 2 S: 7	H: 0 LOB: 0 BB: 0 P: 7	R: 0 E: 0 K: 0 S: 3	H: 1 LOB: 1 BB: 0 P: 6	R: 0 E: 0 K: 0 S: 3	H: 0 LOB: 0 BB: 0 P: 3	R: 1 E: 0 K: 1 S: 6	H: 1 LOB: 0 BB: 0 P: 6	R: 0 E: 0 K: 1 S: 5	H: 0 LOB: 0 BB: 0 P: 5	1B: 4 2B: 1 3B: 0 HR: 1	SF: 1 SAC: 0 DP: 0 HBP: 0	WP: 0 PB: 0 SB: 0 CS: 0	PA: 35
PITCHER Dave Giusti, R (1, 1) ERA: 1.98	IP: 9.0 WLS: W BF: 35 H: 6 R: 3 ER: 3 SO: 7 BB: 0 IBB: 1 HBP: 0 BLK: 0 WP: 0 HR: 1 S: 48 P: 52 ERA: 3.00 WHIP: 0.667																			



Batter	1	2	3	4	5	6	7	8	9	AB R H RBI BB SO LOB	TOP			
Ron Hunt, R OBP: 0.351, SLG: 0.250 (1, 4) X	0-0 4-3 1 X	0-0 1-3 3 X			0-0 3-1 1 X	0-0 F8 3 X			0-0 WP SH2-3 1B 1 X	5 0 1 0 0 0 1				
Jim Davenport, R OBP: 0.299, SLG: 0.270 (1, 5) X	0-0 P4 1 X		0-0 5-3 1 X		4-0 1B HR BB 1 X		0-0 P4 1 X		0-0 SH2-3 1-2 1 X	3 1 0 0 1 0 0				
Willie Mays, R OBP: 0.358, SLG: 0.535 (1, 8) X	0-0 F9 1 X		0-0 2B 1B 1 X		0-0 1-2 HR 1B 1 X		0-3 K 2 X		0-0 5-3 2 X	5 1 2 0 0 1 1				
Willie McCovey, L OBP: 0.424, SLG: 0.640 (1, 3)		4-0 BB 1B BB 1 X	0-0 1-3 2B 1 X		0-0 1-H 2-H HR 1 X		4-0 BB BB 1 X		4-0 WP IBB 1 X	2 2 2 3 3 0 0				
Jim Ray Hart, R OBP: 0.354, SLG: 0.488 (1, 7)		4-0 1B 1B BB 1 X	0-0 F3 2 X		0-0 WP PB 1B 1 X		4-0 1-2 BB 1 X		0-0 2-3 1-2 2-3 1 X	3 1 1 0 2 0 4				
Ollie Brown, R OBP: 0.194, SLG: 0.167 (1, 9)		0-0 1B 4-3 1B 1-3 2-H 1 X	0-3 K 3 X		0-0 P4 1-3 1 X		0-3 K 3 X			4 1 1 1 0 2 5				
Jack Hiatt, R OBP: 0.365, SLG: 0.407 (1, 2)		0-3 K 1 X		0-0 5-3 1 X	0-3 K 3 X			0-0 1-3 1 X		4 0 0 0 0 2 3				
Hal Lanier, R OBP: 0.219, SLG: 0.254 (1, 6)		0-0 4-3 1B 1-3 3-H 1 X		0-0 1-3 2 X		0-0 F7 1 X		0-0 4-3 2 X		4 0 1 1 0 0 0				
Gaylord Perry, R OBP: 0.071, SLG: 0.071 Frank Linzy, R (6, 1)		0-0 4-3 1-2 3-H 1 X		0-3 K 3 X		0-0 6-3 2 X		0-0 F9 3 X		3 0 0 1 0 1 1 1 0 0 0 0 0 0				
Inning Stats	R: 0 E: 0 K: 0 S: 3 H: 0 LOB: 0 P: 3	R: 3 E: 0 K: 1 S: 7 H: 2 LOB: 1 BB: 2 P: 15	R: 0 E: 0 K: 1 S: 7 H: 2 LOB: 2 BB: 0 P: 7	R: 0 E: 0 K: 1 S: 5 H: 0 LOB: 0 BB: 0 P: 5	R: 3 E: 0 K: 1 S: 8 H: 3 LOB: 1 BB: 1 P: 12	R: 0 E: 0 K: 0 S: 3 H: 0 LOB: 0 BB: 0 P: 3	R: 0 E: 0 K: 2 S: 7 H: 0 LOB: 2 BB: 2 P: 15	R: 0 E: 0 K: 0 S: 3 H: 0 LOB: 0 BB: 0 P: 3	R: 0 E: 0 K: 0 S: 4 H: 1 LOB: 2 BB: 1 P: 8	1B: 6 2B: 1 3B: 0 HR: 1 SF: 0 SAC: 1 DP: 0 HBP: 0	WP: 2 PB: 1 SB: 0 CS: 0 PA: 41			
PITCHER	IP WLS BF H R ER SO BB IBB HBP BLK WP HR S P ERA WHIP												PITCHER	IP WLS BF H R ER SO BB IBB HBP BLK WP HR S P ERA WHIP
George Culver, R ERA: 2.42 (1, 1)	4.1 L 21 5 5 5 3 3 0 0 0 0 0 0 24 36 10.38 1.846													
Ted Davidson, L ERA: 6.6 (5, 1)	0.0 1 1 1 1 0 0 0 0 0 0 0 1 1 1 ∞ ∞													
Bill Kelso, R ERA: 4.12 (5, 1)	1.2 6 1 0 0 1 0 0 0 0 0 1 0 8 8 0.00 0.600													
Bob Lee, R ERA: 2.42 (7, 1)	1.0 5 0 0 0 2 2 0 0 0 0 0 0 7 15 0.00 2.000													
Ted Abernathy, R ERA: 0.87 (8, 1)	2.0 8 1 0 0 0 0 0 1 0 0 1 0 7 11 0.00 0.500													

San Francisco Giants @ Cincinnati Reds
Crosley Field, Cincinnati, OH
Fri May 10 1968, 7:05 PM EDT
Att. 9,464 - Unknown

livebaseballscorecards.com

AB	34
R	6
H	8
RBI	6
BB	6
SO	6
LOB	15



Batter	1	2	3	4	5	6	7	8	9	AB	R	H	RBI	BB	SO	LOB	BOTTOM				
Pete Rose, S OBP: 0.429, SLG: 0.552 (1, 9) X	0-0 CS 1B		0-3 K			1-2 2B 1B		0-0 FC BB G1-2-3 1B	0-0 L7	5	1	3	0	0	1	2					
Alex Johnson, R OBP: 0.360, SLG: 0.404 (1, 7) X	0-0 6-3 1-2			0-0 6-3		1-H 2-H 1B 2B		0-0 F3	0-0 5-3	5	1	1	2	0	0	4					
Vada Pinson, L OBP: 0.298, SLG: 0.369 (1, 8) X	0-0 FC6-4 1B			0-0 6-3		2-H G6-4-3 1B		4-0 FC BB 1-2		3	0	2	1	1	0	0					
Tony Perez, R OBP: 0.328, SLG: 0.418 (1, 5) X	0-0 FC6-4 1-2f			0-0 F9		0-3 K		0-0 FC 1-2 2-3		4	0	0	0	0	1	4					
Lee May, R OBP: 0.346, SLG: 0.438 (1, 3) S		0-3 K			0-0 6-3	1-2f G6-4-3		0-0 G1-2-3		4	0	0	0	0	1	4					
Johnny Bench, R OBP: 0.281, SLG: 0.416 (1, 2) X			0-0 5-3		0-0 5-3 1B		0-0 F9		0-0 P5	4	0	1	0	0	0	0					
Tommy Helms, R OBP: 0.300, SLG: 0.374 (1, 4) S		0-3 K			0-0 5-3		0-0 FC4-6 1B		0-0 BB 1B	4	1	2	0	0	1	1					
Leo Cardenas, R OBP: 0.213, SLG: 0.198 (1, 6) Mack Jones, L OBP: 0.313, SLG: 0.160 (9, PH)			0-0 3-1		0-0 G3		0-0 FC4-6 1-2f		4-0 1B BB	3	0	0	0	0	0	2					
George Culver, R OBP: 0.077, SLG: 0.154 (5, 1) Ted Davidson, R OBP: 0.145, SLG: 0.148 (7, PH) Bill Kelso, R OBP: 0.467, SLG: 0.385 (6, PH) Giraldo Ruiz, S OBP: 0.145, SLG: 0.148 (7, PH) Bob Lee, R OBP: 0.400, SLG: 0.333 (8, 1) Fred Whitfield, L OBP: 0.145, SLG: 0.148 (8, 1) Ted Abernathy, R OBP: 0.145, SLG: 0.148 (8, 1) Bob Johnson, R OBP: 0.400, SLG: 0.333 (9, PH)			0-3 K			0-0 1B 2B 1B		0-0 G3	0-0 1-2 2-H 1B	1	0	0	0	0	1	0					
Inning Stats	R: 0 E: 0 K: 0 S: 4	H: 2 LOB: 1 BB: 0 P: 4	R: 0 E: 0 K: 2 S: 7	H: 0 LOB: 0 BB: 0 P: 7	R: 0 E: 0 K: 2 S: 7	H: 0 LOB: 0 BB: 0 P: 7	R: 0 E: 0 K: 0 S: 4	H: 1 LOB: 1 BB: 0 P: 4	R: 3 E: 0 K: 1 S: 8	H: 4 LOB: 0 BB: 0 P: 8	R: 0 E: 0 K: 0 S: 4	H: 1 LOB: 1 BB: 0 P: 4	R: 0 E: 0 K: 0 S: 4	H: 1 LOB: 2 BB: 1 P: 8	R: 1 E: 0 K: 0 S: 5	H: 2 LOB: 2 BB: 1 P: 9	1B: 10 2B: 1 3B: 0 HR: 0	SF: 0 SAC: 0 DP: 2 HBP: 0	WP: 0 PB: 0 SB: 0 CS: 1	PA: 38	
PITCHER	IP WLS BF H R ER SO	WLS W 21 7 3 3 4	WLS S 17 4 1 1 1	WLS W 21 7 3 3 4	WLS S 17 4 1 1 1	WLS S 17 4 1 1 1	ERA WHIP 5.40 1.400	ERA WHIP 2.25 1.500	PITCHER	IP WLS BF H R ER SO	IP WLS BF H R ER SO	IP WLS BF H R ER SO	IP WLS BF H R ER SO	IP WLS BF H R ER SO	IP WLS BF H R ER SO	IP WLS BF H R ER SO	WP HR S P	ERA WHIP			
Gaylord Perry, R ERA: 3.52 (1, 1)																					
Frank Linzy, R ERA: 2.65 (6, 1)																					

San Francisco Giants @ Cincinnati Reds
Crosley Field, Cincinnati, OH
Fri May 10 1968, 7:05 PM EDT
Att. 9,464 - Unknown

livebaseballscorecards.com

AB	36
R	4
H	11
RBI	4
BB	2
SO	5
LOB	18



Batter	1	2	3	4	5	6	7	8	9	AB R H RBI BB SO LOB	TOP																
Ron Hunt, R OBP: 0.356, SLG: 0.245 (1, 4)	4-0 FC3-6 BB	0-0 SH1-3		0-0 F9	0-0 FC4-6 PO			4-0 BB		2 0 0 1 2 0 1																	
Frank Johnson, R OBP: 0.286, SLG: 0.300 (1, 5)	0-0 FC3-6 BB 2B	0-0 E5 G5-4-3		4-0 2B BB	0-0 PO	0-0 F7		0-0 6-3		4 1 0 0 1 0 3																	
Willie Mays, R OBP: 0.360, SLG: 0.533 (1, 8)	4-0 2B BB	0-0 G5-4-3		0-0 2B		0-0 F2			0-0 F3	4 1 1 0 1 0 2																	
Willie McCovey, L OBP: 0.423, SLG: 0.621 (1, 3)	0-0 F7		4-0 FC6-4 1B BB	4-0 IBB		0-0 G3			0-0 2-3	3 1 0 0 2 0 2																	
Jim Ray Hart, R OBP: 0.366, SLG: 0.494 (1, 7)	4-0 2B BB		0-0 FC6-4 1B	0-3 K			0-0 L9		0-0 1-3	1 1 1 0 1 0 0 3 0 0 0 0 1 3																	
Jesus Alou, R OBP: 0.237, SLG: 0.283 (4, PH) (4, 7)																											
Ollie Brown, R OBP: 0.200, SLG: 0.206 (1, 9)	0-0 2B		0-0 FC6-4 1B	0-0 G3			0-3 K			4 0 1 3 0 1 5																	
Jack Hiatt, R OBP: 0.373, SLG: 0.404 (1, 2)	4-0 BB		0-0 FC6-4 1B		0-3 K		0-0 P3			3 0 1 1 1 1 0																	
Hal Lanier, R OBP: 0.221, SLG: 0.253 (1, 6)	0-3 K		0-0 F3		0-0 E S FC4-6 1B			0-0 2-3		4 1 1 0 0 1 4																	
Juan Marichal, R OBP: 0.111, SLG: 0.111 (1, 1)		0-0 SH1-3 1B	0-0 FC6-4		0-0 E1 FC4-6			0-0 6-3		4 0 1 0 0 0 3																	
Inning Stats	R: 3 E: 0 K: 1 S: 6	H: 1 LOB: 2 BB: 4 P: 22	R: 0 E: 1 K: 0 S: 4	H: 1 LOB: 1 BB: 0 P: 4	R: 1 E: 0 K: 0 S: 5	H: 2 LOB: 2 BB: 1 P: 9	R: 0 E: 0 K: 1 S: 6	H: 1 LOB: 3 BB: 2 P: 14	R: 1 E: 1 K: 1 S: 6	H: 1 LOB: 0 BB: 0 P: 6	R: 0 E: 0 K: 0 S: 3	H: 0 LOB: 0 BB: 0 P: 3	R: 0 E: 0 K: 1 S: 5	H: 0 LOB: 0 BB: 0 P: 5	R: 0 E: 0 K: 0 S: 3	H: 0 LOB: 1 BB: 1 P: 7	R: 0 E: 0 K: 0 S: 3	H: 0 LOB: 0 BB: 0 P: 3	1B: 4 2B: 2 3B: 0 HR: 0	SF: 0 SAC: 1 DP: 1 HBP: 0	WP: 0 PB: 0 SB: 1 CS: 0	PA: 42					
PITCHER	IP WLS BF H R ER SO BB IBB HBP BLK WP HR S P ERA WHIP																										
Jim Maloney, R ERA: 5.91 (1, 1)	2.1		16	4	4	4	1	5	0	0	0	0	0	13	33	15.43	3.857										
Billy McCool, L ERA: 5.0 (3, 1)	2.0	L	11	2	1	0	2	1	1	0	0	0	0	13	21	0.00	1.500										
Bill Kelso, R ERA: 3.8 (5, 1)	1.2		4	0	0	0	0	0	0	0	0	0	0	4	4	0.00	0.000										
Ted Abernathy, R ERA: 0.76 (7, 1)	3.0		10	0	0	0	1	1	0	0	0	0	0	11	15	0.00	0.333										

San Francisco Giants @ Cincinnati Reds
Crosley Field, Cincinnati, OH
Sat May 11 1968, 7:05 PM EDT
Att. 7,804 - Unknown

livebaseballscorecards.com

AB	32
R	5
H	6
RBI	5
BB	8
SO	4
LOB	23



Batter	1	2	3	4	5	6	7	8	9	AB R H RBI BB SO LOB	TOP	
Jesus Alou, R (1, 7) OBP: 0.237, SLG: 0.281	0-0 1-3		0-0 4-3			0-0 1B		0-0 F7		4 0 1 0 0 0 1		
Ron Hunt, R (1, 4) OBP: 0.352, SLG: 0.238	0-0 F3			4-0 G6-4-3 BB		0-0 F8		0-0 1-3		3 0 0 0 1 0 1		
Willie McCovey, L (1, 3) OBP: 0.409, SLG: 0.598	0-0 F9			0-3 K		0-3 K		0-0 G3		4 0 0 0 0 2 1		
Willie Mays, R (1, 8) OBP: 0.364, SLG: 0.556		4-0 G4-6-3 1B BB		0-0 G6-4-3 1-2f		0-0 HR		0-0 6-3		3 1 1 1 1 0 1		
Ollie Brown, R (1, 9) OBP: 0.211, SLG: 0.216		0-0 G4-6-3 1-2 1B		0-3 K		0-0 5-3				3 0 1 0 0 1 0		
Jim Davenport, R (1, 5) OBP: 0.290, SLG: 0.261		0-0 G4-6-3 1-2f 2-3		0-0 F9		0-0 F7				3 0 0 0 0 0 2		
Jack Hiatt, R (1, 2) OBP: 0.357, SLG: 0.383		0-3 K		0-0 F7				0-0 P4		3 0 0 0 0 1 1		
Hal Lanier, R (1, 6) OBP: 0.213, SLG: 0.244			0-0 F3		0-0 P5			0-0 F7		3 0 0 0 0 0 0		
Ray Sadecki, L (1, 1) Frank Linzy, R (8, 1)			0-0 G3		0-0 L3			4-0 BB		2 0 0 0 1 0 0 0 0 0 0 0 0 0		
Inning Stats	R: 0 H: 0 E: 0 LOB: 0 K: 0 BB: 0 S: 3 P: 3	R: 0 H: 1 E: 0 LOB: 1 K: 1 BB: 1 S: 5 P: 9	R: 0 H: 0 E: 0 LOB: 0 K: 0 BB: 0 S: 3 P: 3	R: 0 H: 0 E: 0 LOB: 0 K: 1 BB: 1 S: 4 P: 8	R: 0 H: 0 E: 0 LOB: 0 K: 1 BB: 0 S: 5 P: 5	R: 0 H: 1 E: 0 LOB: 1 K: 0 BB: 0 S: 4 P: 4	R: 1 H: 1 E: 0 LOB: 0 K: 1 BB: 0 S: 6 P: 6	R: 0 H: 0 E: 0 LOB: 1 K: 0 BB: 1 S: 3 P: 7	R: 0 H: 0 E: 0 LOB: 0 K: 0 BB: 0 S: 3 P: 3	1B: 2 SF: 0 2B: 0 SAC: 0 3B: 0 DP: 2 HR: 1 HBP: 0	WP: 0 PA: 31 PB: 0 SB: 0 CS: 0	
PITCHER Gerry Arrigo, L (1, 1) ERA: 1.3 Ted Abernathy, R (9, 1) ERA: 0.73	IP WLS BF H R ER SO BB IBB HBP BLK WP HR S P ERA WHIP	8.0 W 28 3 1 1 4 3 0 0 0 0 0 1 33 45 1.12 0.750	1.0 S 3 0 0 0 0 0 0 0 0 0 0 0 0 3 3 0.00 0.000									

San Francisco Giants @ Cincinnati Reds
Crosley Field, Cincinnati, OH
Sun May 12 1968, 3:33 AM EDT
Att. 8,691 - Unknown

AB	28
R	1
H	3
RBI	1
BB	3
SO	4
LOB	7



WP	0	PA	31
PB	0		
SB	0		
CS	0		

ERA	1.12	WHIP	0.750
ERA	0.00	WHIP	0.000

1B	2	SF	0
2B	0	SAC	0
3B	0	DP	2
HR	1	HBP	0

WP	0	PA	31
PB	0		
SB	0		
CS	0		

ERA	1.12	WHIP	0.750
ERA	0.00	WHIP	0.000

Batter	1	2	3	4	5	6	7	8	9	AB	R	H	RBI	BB	SO	LOB	BOTTOM			
Pete Rose, S OBP: 0.410, SLG: 0.548 (1, 9) X	0-0 6-3 		0-0 4-3 			0-0 F9 		0-0 FC4-6 2B 		4	1	0	1	0	0	1				
Alex Johnson, R OBP: 0.358, SLG: 0.407 (1, 7) S	0-3 K 			0-0 F8 		0-0 1B 		0-0 4-3 1B 2B 		4	1	2	1	0	1	0				
Vada Pinson, L OBP: 0.293, SLG: 0.357 (1, 8) X	0-0 1-3 			0-0 1B 		0-0 4-3 		0-0 4-3 		4	0	1	0	0	0	2				
Tony Perez, R OBP: 0.323, SLG: 0.407 (1, 5) X		0-0 F8 		0-0 L5 		0-3 K 		0-0 1B 		4	0	1	1	0	1	1				
Lee May, R OBP: 0.348, SLG: 0.437 (1, 3) X		0-0 F9 		0-0 5-3 		4-0 FC6-4 BB 		0-0 5-3 		3	0	0	0	1	0	2				
Johnny Bench, R OBP: 0.282, SLG: 0.406 (1, 2) X		0-0 1B 		0-3 K 		0-0 F9 		0-0 1B 		3	0	1	0	0	1	1				
Tommy Helms, R OBP: 0.291, SLG: 0.360 (1, 4) X		0-0 F9 		0-0 F3 		0-0 FC6-4 1-2f 		0-0 1B FC4-6 1B 		3	0	0	0	0	0	2				
Leo Cardenas, R OBP: 0.226, SLG: 0.222 (1, 6) S		0-3 K 		0-0 F8 		0-0 K 		0-0 1B FC4-6 1B 		3	1	1	0	0	1	0				
Gerry Arrigo, L OBP: 0.143, SLG: 0.231 (8, PH) S		0-3 K 				0-3 K 		0-0 1B FC4-6 1B 		2	0	0	0	0	2	0				
Ted Abernathy, R (9, 1) S										1	0	1	0	0	0	0				
										0	0	0	0	0	0	0				
Inning Stats	R: 0 E: 0 K: 1 S: 5	H: 0 LOB: 0 BB: 0 P: 5	R: 0 E: 0 K: 0 S: 4	H: 1 LOB: 1 BB: 0 P: 4	R: 0 E: 0 K: 2 S: 7	H: 0 LOB: 0 BB: 0 P: 7	R: 0 E: 0 K: 0 S: 4	H: 1 LOB: 1 BB: 0 P: 4	R: 0 E: 0 K: 1 S: 5	H: 0 LOB: 0 BB: 0 P: 5	R: 0 E: 0 K: 1 S: 6	H: 1 LOB: 1 BB: 0 P: 6	R: 0 E: 0 K: 1 S: 5	H: 0 LOB: 1 BB: 1 P: 9	R: 3 E: 0 K: 0 S: 7	H: 4 LOB: 1 BB: 0 P: 7	1B: 6 2B: 1 3B: 0 HR: 0	SF: 0 SAC: 0 DP: 0 HBP: 0	WP: 0 PB: 0 SB: 1 CS: 0	PA: 32
PITCHER Ray Sadecki, L ERA: 1.7 Frank Linzy, R ERA: 2.6	IP 7.2 WLS L (8, 1)	WLS L BF 31 H 7 R 3 ER 3 SO 6 BB 1 IBB 0 HBP 0 BLK 0 WP 0 HR 0 S 42 P 46 ERA 3.52 WHIP 1.043	H 7 R 3 ER 3 SO 6 BB 1 IBB 0 HBP 0 BLK 0 WP 0 HR 0 S 42 P 46 ERA 3.52 WHIP 1.043	H 7 R 3 ER 3 SO 6 BB 1 IBB 0 HBP 0 BLK 0 WP 0 HR 0 S 42 P 46 ERA 3.52 WHIP 1.043	H 7 R 3 ER 3 SO 6 BB 1 IBB 0 HBP 0 BLK 0 WP 0 HR 0 S 42 P 46 ERA 3.52 WHIP 1.043	H 7 R 3 ER 3 SO 6 BB 1 IBB 0 HBP 0 BLK 0 WP 0 HR 0 S 42 P 46 ERA 3.52 WHIP 1.043	H 7 R 3 ER 3 SO 6 BB 1 IBB 0 HBP 0 BLK 0 WP 0 HR 0 S 42 P 46 ERA 3.52 WHIP 1.043	H 7 R 3 ER 3 SO 6 BB 1 IBB 0 HBP 0 BLK 0 WP 0 HR 0 S 42 P 46 ERA 3.52 WHIP 1.043	H 7 R 3 ER 3 SO 6 BB 1 IBB 0 HBP 0 BLK 0 WP 0 HR 0 S 42 P 46 ERA 3.52 WHIP 1.043	H 7 R 3 ER 3 SO 6 BB 1 IBB 0 HBP 0 BLK 0 WP 0 HR 0 S 42 P 46 ERA 3.52 WHIP 1.043	H 7 R 3 ER 3 SO 6 BB 1 IBB 0 HBP 0 BLK 0 WP 0 HR 0 S 42 P 46 ERA 3.52 WHIP 1.043	H 7 R 3 ER 3 SO 6 BB 1 IBB 0 HBP 0 BLK 0 WP 0 HR 0 S 42 P 46 ERA 3.52 WHIP 1.043	H 7 R 3 ER 3 SO 6 BB 1 IBB 0 HBP 0 BLK 0 WP 0 HR 0 S 42 P 46 ERA 3.52 WHIP 1.043	H 7 R 3 ER 3 SO 6 BB 1 IBB 0 HBP 0 BLK 0 WP 0 HR 0 S 42 P 46 ERA 3.52 WHIP 1.043	H 7 R 3 ER 3 SO 6 BB 1 IBB 0 HBP 0 BLK 0 WP 0 HR 0 S 42 P 46 ERA 3.52 WHIP 1.043	H 7 R 3 ER 3 SO 6 BB 1 IBB 0 HBP 0 BLK 0 WP 0 HR 0 S 42 P 46 ERA 3.52 WHIP 1.043	ERA 3.52 WHIP 1.043	ERA 3.52 WHIP 1.043	ERA 3.52 WHIP 1.043	

San Francisco Giants @ Cincinnati Reds

Crosley Field, Cincinnati, OH

Sun May 12 1968, 3:33 AM EDT
Att. 8,691 - Unknown

livebaseballscorecards.com

AB	31
R	3
H	7
RBI	3
BB	1
SO	6
LOB	9



Batter	1	2	3	4	5	6	7	8	9	AB R H RBI BB SO LOB	TOP									
Ron Davis, R (1, 8) OBP: 0.254, SLG: 0.252	0-0 5-3		0-0 F8		0-0 F7		0-0 1-2 1B		0-0 1-3	5 0 1 0 0 0 0										
Denis Menke, R (1, 4) OBP: 0.387, SLG: 0.402	4-0 SH BB		0-0 3B		0-3 K		0-3 K			3 0 1 0 1 2 2										
Jimmy Wynn, R (1, 7) OBP: 0.372, SLG: 0.400	0-0 SH 1-2		0-3 K			0-0 5-3		0-0 E8 1B		3 1 1 0 0 1 1										
Rusty Staub, L (1, 3) OBP: 0.394, SLG: 0.465	0-0 F7			0-0 SH1-3 2B		0-0 FC4-6 1B		0-0 SH3-6-4 1B		4 0 3 1 0 0 2										
Bob Aspromonte, R (1, 5) OBP: 0.310, SLG: 0.330	0-0 4-3			4-0 SH1-3 BB		0-0 FC4-6 1-2f		0-0 SH3-6-4 1-2		2 0 0 0 1 0 3										
John Bateman, R (1, 2) OBP: 0.296, SLG: 0.349		0-0 F8		0-0 SH1-3 1-2 2-3		0-0 5-3		0-0 6-3		3 0 0 0 0 0 2										
Norm Miller, L (1, 9) OBP: 0.273, SLG: 0.309		0-0 5-3		4-0 G4-6-3 IBB			0-3 K	0-0 4-3		3 0 0 0 1 1 1										
Hector Torres, R (1, 6) OBP: 0.300, SLG: 0.313		0-0 6-3		0-0 G4-6-3 1-2f			0-0 1B 1B		0-0 6-3	3 0 1 0 0 0 3										
Joe Morgan, L (9, PH) OBP: 0.440, SLG: 0.368										1 0 0 0 0 0 0										
Dave Giusti, R (1, 1) OBP: 0.100, SLG: 0.150			0-0 6-3		0-0 6-3		0-0 F7		0-0 F7	3 0 0 0 0 0 1										
Lee Thomas, L (9, PH) OBP: 0.150, SLG: 0.158										1 0 0 0 0 0 0										
Inning Stats	R: 0 E: 0 K: 0 S: 4	H: 0 LOB: 2 BB: 1 P: 8	R: 0 E: 0 K: 0 S: 3	H: 0 LOB: 0 BB: 0 P: 3	R: 0 E: 0 K: 1 S: 6	H: 1 LOB: 1 BB: 0 P: 6	R: 0 E: 0 K: 0 S: 3	H: 1 LOB: 2 BB: 2 P: 11	R: 0 E: 0 K: 1 S: 5	H: 0 LOB: 0 BB: 0 P: 5	R: 0 E: 0 K: 2 S: 9	H: 2 LOB: 2 BB: 0 P: 9	R: 1 E: 1 K: 0 S: 5	H: 2 LOB: 1 BB: 0 P: 5	R: 0 E: 0 K: 0 S: 3	H: 0 LOB: 0 BB: 0 P: 3	1B: 5 2B: 1 3B: 1 HR: 0	SF: 0 SAC: 3 DP: 1 HBP: 0	WP: 0 PB: 0 SB: 0 CS: 0	PA: 37
PITCHER	IP WLS BF H R ER SO BB IBB HBP BLK WP HR S P ERA WHIP																			
Mike McCormick, L (1, 1) ERA: 3.27	7.0 W 31 7 1 1 4 2 1 0 0 0 0 0 36 48 1.29 1.286																			
Frank Linzy, R (8, 1) ERA: 2.33	2.0 S 6 0 0 0 0 0 0 0 0 0 0 0 6 6 0.00 0.000																			

Houston Astros @ San Francisco Giants
 Candlestick Park, San Francisco, CA
 Tue May 14 1968, 10:05 PM EDT
 Att. 5,349 - Unknown

livebaseballscores.com

AB	31
R	1
H	7
RBI	1
BB	3
SO	4
LOB	15



Batter	1	2	3	4	5	6	7	8	9	AB R H RBI BB SO LOB
Ron Hunt, R OBP: 0.341, SLG: 0.229 (1, 4)	0-0 5-3			0-0 F8		0-0 F7		0-0 FC3-2 BB		4 0 0 0 0 0 2
Dave Marshall, L OBP: 0.294, SLG: 0.355 (1, 7)	0-3 K			1-0 1B SF8 HBP		0-0 G3		4-0 BB BB BB 1-2 2-3 BB		2 1 0 0 1 1 0
Willie Mays, R OBP: 0.361, SLG: 0.545 (1, 8)	0-3 K			0-0 1-3 1B		0-3 K		0-0 F8		4 0 1 0 0 2 3
Willie McCovey, L OBP: 0.400, SLG: 0.587 (1, 3)		0-0 5-3		0-0 SF8		0-0 F9				2 0 0 1 0 0 0
Ollie Brown, R OBP: 0.195, SLG: 0.200 (1, 9)		0-0 4-3		0-3 3-H K		0-0 F8				3 0 0 0 0 1 1
Jack Hiatt, R OBP: 0.342, SLG: 0.365 (1, 2)		0-0 4-3			0-0 F3		0-0 F3			3 0 0 0 0 0 0
Frank Johnson, R OBP: 0.292, SLG: 0.435 (1, 5)			0-0 4-3		0-0 HR			0-0 E6 SH FC3-2		3 1 1 1 0 0 0
Hal Lanier, R OBP: 0.205, SLG: 0.235 (1, 6)			0-0 5-3		0-0 5-3			0-0 F7		3 0 0 0 0 0 1
Mike McCormick, L OBP: 0.222, SLG: 0.125 (1, 1) Frank Linzy, R (8, 1)			0-3 K		0-0 F5			0-0 SH BB FC3-2 1-3		2 0 0 0 0 1 0 0 0 0 0 0 0 0


Inning Stats	R: 0 E: 0 K: 2 S: 7	H: 0 LOB: 0 BB: 0 P: 7	R: 0 E: 0 K: 0 S: 3	H: 0 LOB: 0 BB: 0 P: 3	R: 0 E: 0 K: 1 S: 5	H: 0 LOB: 0 BB: 0 P: 5	R: 1 E: 0 K: 1 S: 6	H: 1 LOB: 1 BB: 0 P: 7	R: 1 E: 0 K: 0 S: 4	H: 1 LOB: 0 BB: 0 P: 4	R: 0 E: 0 K: 1 S: 5	H: 0 LOB: 0 BB: 0 P: 5	R: 0 E: 0 K: 0 S: 3	H: 0 LOB: 0 BB: 0 P: 3	R: 0 E: 2 K: 0 S: 5	H: 0 LOB: 3 BB: 1 P: 9	
PITCHER Dave Giusti, R ERA: 2.02 (1, 1)	IP: 8.0 WLS: L BF: 30 H: 2 R: 2 ER: 2 SO: 5 BB: 1 IBB: 0 HBP: 1 BLK: 0 WP: 0 HR: 1 S: 38 P: 43 ERA: 2.25 WHIP: 0.375																
PITCHER	IP	WLS	BF	H	R	ER	SO	BB	IBB	HBP	BLK	WP	HR	S	P	ERA	WHIP

BOTTOM


Houston Astros @ San Francisco Giants
Candlestick Park, San Francisco, CA

Tue May 14 1968, 10:05 PM EDT
Att. 5,349 - Unknown

AB	26
R	2
H	2
RBI	2
BB	1
SO	5
LOB	7



1B:	1	SF:	1	WP:	0	PA:	30
2B:	0	SAC:	1	PB:	0		
3B:	0	DP:	0	SB:	0		
HR:	1	HBP:	1	CS:	0		

Batter	1	2	3	4	5	6	7	8	9	AB R H RBI BB SO LOB	TOP									
Ron Davis, R (1, 8) OBP: 0.254, SLG: 0.252	0-0 1B 1B		0-3 K			0-0 G5-4-3 1-2f		0-3 K		4 0 1 0 0 2 1	Houston Astros @ San Francisco Giants Candlestick Park, San Francisco, CA Wed May 15 1968, 6:33 AM EDT Att. 4,310 - Unknown livebaseballscorecards.com									
Norm Miller, L (1, 9) OBP: 0.272, SLG: 0.306	0-0 F5		0-0 G3			0-0 3-1		0-0 1B		4 0 1 0 0 0 2										
Jimmy Wynn, R (1, 7) OBP: 0.368, SLG: 0.394	0-3 K				0-0 5-3		0-0 E HR 1B	0-3 K		4 1 1 0 0 2 2										
Rusty Staub, L (1, 3) OBP: 0.397, SLG: 0.462	0-0 1-2 1B				0-0 L5		0-0 E4 1-3 HR	4-0 BB 1B BB		3 1 1 0 1 0 1										
Denis Menke, R (1, 4) OBP: 0.371, SLG: 0.384	0-3 K				0-0 5-3		0-0 F6	0-3 K		4 0 0 0 0 2 5										
Doug Rader, R (1, 5) OBP: 0.260, SLG: 0.429		0-0 4-3			0-0 6-3		0-0 1-H 3-H HR	0-0 BB 1B		4 1 2 3 0 0 0										
John Bateman, R (1, 2) OBP: 0.288, SLG: 0.338		0-0 G3			0-0 F7		0-0 1-3	4-0 BB 1B		2 0 0 0 0 0 0										
Ron Brand, R (5, 2)								1-2 2-3 BB		1 0 0 0 1 0 0										
Hector Torres, R (1, 6) OBP: 0.288, SLG: 0.300		0-0 4-3			0-0 F7		0-0 F3	0-3 K		3 0 0 0 0 0 0										
Lee Thomas, L (9, PH) OBP: 0.150, SLG: 0.158								1-2 2-3 BB		0 0 0 0 0 0 0										
Bob Aspromonte, R (9, PH) OBP: 0.307, SLG: 0.326								0-3 K		1 0 0 0 0 1 3										
Denny Lemaster, R John Buzhardt, R Joe Morgan, L Dave Gustaf, R Wade Blasingame, L Jim Ray, R Ivan Murrell, R Danny Coombs, R Julio Gotay, R			0-0 1-3			4-0 G5-4-3 BB		0-3 K	0-0 5-3	1 0 0 0 0 0 0 0 0 0 0 0 0 1 0 1 0 0 0 0 0 1 0 1 0 0 0 0 0 0 0 1 0 0 0 0 0 0 3										
Inning Stats	R: 0 E: 0 K: 2 S: 9	H: 2 LOB: 2 BB: 0 P: 9	R: 0 E: 0 K: 0 S: 3	H: 0 LOB: 0 BB: 0 P: 3	R: 0 E: 0 K: 1 S: 5	H: 0 LOB: 0 BB: 0 P: 5	R: 0 E: 0 K: 0 S: 3	H: 0 LOB: 0 BB: 0 P: 3	R: 0 E: 0 K: 0 S: 2	H: 0 LOB: 1 BB: 1 P: 6	R: 3 E: 1 K: 0 S: 6	H: 2 LOB: 0 BB: 0 P: 6	R: 0 E: 0 K: 3 S: 10	H: 1 LOB: 1 BB: 0 P: 10	R: 0 E: 0 K: 2 S: 8	H: 1 LOB: 3 BB: 2 P: 16	1B: 5 2B: 0 3B: 0 HR: 1	SF: 0 SAC: 0 DP: 1 HBP: 0	WP: 0 PB: 0 SB: 0 CS: 0	PA: 36
PITCHER	IP WLS BF H R ER SO BB IBB HBP BLK WP HR S P ERA WHIP																			
Gaylord Perry, R (1, 1) ERA: 3.31	8.1 W 34 6 3 2 7 3 0 0 0 0 1 45 57 2.16 1.080																			
Joe Gibbon, L (9, 1) ERA:	0.1 1 0 0 0 1 0 0 0 0 0 0 3 3 0.00 0.000																			
Frank Linzy, R (9, 1) ERA: 2.29	0.1 S 1 0 0 0 0 0 0 0 0 0 0 1 1 0.00 0.000																			

Batter	1	2	3	4	5	6	7	8	9	AB	R	H	RBI	BB	SO	LOB
Ron Hunt, R OBP: 0.338, SLG: 0.229 (1, 4)	0-0 E6 HR	0-3 K		0-0 SH3-4		0-0 BB SH 1B	0-0 1-3			4	2	1	0	0	1	2
Jim Davenport, R OBP: 0.288, SLG: 0.260 (1, 5)	0-0 L5	0-0 1B		0-3 K		0-0 SH 1B	0-0 6-3			4	1	1	1	0	1	3
Willie McCovey, L OBP: 0.407, SLG: 0.580 (1, 3)	0-0 F8	0-0 F7		1-0 HBP		4-0 1B SF7 BB		0-0 SH3-4 1B		3	1	1	1	1	0	2
Willie Mays, R OBP: 0.385, SLG: 0.565 (1, 8)	0-0 HR		4-0 1B BB	0-0 5-3		0-3 K		0-0 SH3-4		3	1	1	2	1	1	5
Dave Marshall, L OBP: 0.294, SLG: 0.355 (7, 7)	1-H HR							1-2 BB		0	0	0	0	0	0	0
Ollie Brown, R OBP: 0.239, SLG: 0.227 (1, 9)	0-0 BB 1B		0-0 F9		0-0 E5 FC6	0-0 1B		4-0 BB BB		4	0	2	2	1	0	1
Jack Hiatt, R OBP: 0.333, SLG: 0.348 (1, 2)	4-0 1-2 BB		0-0 F9		0-3 K	0-0 SF7		0-0 F9		3	0	0	1	1	1	4
Frank Johnson, R OBP: 0.276, SLG: 0.393 (1, 7)	0-0 F5		0-0 1-2 1B		0-0 F4	0-3 K		0-3 K		5	0	1	0	0	2	6
Hal Lanier, R OBP: 0.218, SLG: 0.247 (1, 6)		0-0 PB 1B	0-0 F7		0-0 FC6			0-0 1-3 1B		4	1	2	0	0	0	3
Gaylord Perry, R OBP: 0.167, SLG: 0.167 (1, 1)		0-3 K		0-0 SH3-4 1B		0-0 SH 1B BB		0-3 K		4	1	2	0	0	2	2
Joe Gibbon, R (9, 1)										0	0	0	0	0	0	0
Frank Linzy, R (9, 1)										0	0	0	0	0	0	0

Inning Stats	R: 2	H: 2	E: 1	K: 0	S: 6	LOB: 2	BB: 1	P: 10	R: 1	H: 2	E: 0	K: 2	S: 9	LOB: 1	BB: 0	P: 9	R: 0	H: 1	E: 0	K: 0	S: 4	LOB: 2	BB: 1	P: 8	R: 0	H: 1	E: 0	K: 1	S: 6	LOB: 1	BB: 0	P: 6	R: 4	H: 3	E: 0	K: 2	S: 11	LOB: 1	BB: 1	P: 15	R: 0	H: 1	E: 0	K: 1	S: 6	LOB: 2	BB: 1	P: 10
--------------	------	------	------	------	------	--------	-------	-------	------	------	------	------	------	--------	-------	------	------	------	------	------	------	--------	-------	------	------	------	------	------	------	--------	-------	------	------	------	------	------	-------	--------	-------	-------	------	------	------	------	------	--------	-------	-------

PITCHER	IP	WLS	BF	H	R	ER	SO	BB	IBB	HBP	BLK	WP	HR	S	P	ERA	WHIP
Denny Lemaster, L (1, 1) ERA: 2.78	3.2	L	21	6	3	0	3	2	0	0	0	0	1	24	33	0.00	2.182
John Buzhardt, R (4, 1) ERA: 3.86	1.1		5	0	0	0	1	0	0	0	0	0	0	7	7	0.00	0.000
Wade Blasingame, L (6, 1) ERA: 6.23	0.1		6	3	4	4	1	1	0	0	0	0	0	7	11	108.00	12.000
Jim Ray, R (6, 1) ERA: 4.58	1.2		6	1	0	0	2	0	0	0	0	0	0	10	10	0.00	0.600
Danny Coombs, L (8, 1) ERA: 4.15	1.0		5	1	0	0	1	1	0	0	0	0	0	6	10	0.00	2.000

BOTTOM

Houston Astros @ San Francisco Giants
Candlestick Park, San Francisco, CA


Wed May 15 1968, 6:33 AM EDT
Att. 4,310 - Unknown

livebaseballscorecards.com

AB	34
R	7
H	11
RBI	7
BB	4
SO	8
LOB	28

GIANTS

WP: 0	PA: 43
PB: 1	SB: 0
CS: 0	

Batter	1	2	3	4	5	6	7	8	9	AB R H RBI BB SO LOB	TOP																								
Ron Davis, R (1, 8) OBP: 0.254, SLG: 0.246	0-0 G1		4-0 FC5-4 BB			0-0 6-3			0-0 F8	3 0 0 0 1 0 0	<p>Houston Astros @ San Francisco Giants Candlestick Park, San Francisco, CA</p> <p>Thu May 16 1968, 6:33 AM EDT Att. 4,224 - Unknown</p> <p>livebaseballscorecards.com</p> <table border="1"> <tr><td>AB</td><td>31</td></tr> <tr><td>R</td><td>1</td></tr> <tr><td>H</td><td>5</td></tr> <tr><td>RBI</td><td>1</td></tr> <tr><td>BB</td><td>1</td></tr> <tr><td>SO</td><td>6</td></tr> <tr><td>LOB</td><td>9</td></tr> </table> 	AB	31	R	1	H	5	RBI	1	BB	1	SO	6	LOB	9										
AB	31																																		
R	1																																		
H	5																																		
RBI	1																																		
BB	1																																		
SO	6																																		
LOB	9																																		
Denis Menke, R (1, 6) OBP: 0.356, SLG: 0.367	0-3 K		0-0 FC5-4			0-0 6-3			0-0 6-3	4 0 0 0 0 1 2																									
Jimmy Wynn, R (1, 7) OBP: 0.364, SLG: 0.389	0-0 F6				0-3 K				0-0 2B 1B	4 1 1 0 0 1 0																									
Rusty Staub, L (1, 3) OBP: 0.400, SLG: 0.471		0-0 4-3			0-0 1B				0-0 2B	4 0 2 1 0 0 0																									
Norm Miller, L (1, 9) OBP: 0.259, SLG: 0.289		0-0 G3			0-0 L8				0-0 4-3	4 0 0 0 0 0 2																									
Doug Rader, R (1, 5) OBP: 0.245, SLG: 0.404		0-0 L8			0-3 K					3 0 0 0 0 2 1																									
Julio Gotay, R (1, 4) OBP: 0.242, SLG: 0.262			0-0 FC5-4 1B			0-0 G6-4-3 1B			0-0 F7	3 0 2 0 0 0 0																									
Dave Adlesh, R (1, 2) OBP: 0.375, SLG: 0.375			0-0 FC5-4 BB			0-3 K			0-0 5-3	3 0 0 0 0 1 2																									
Don Wilson, R (1, 1) OBP: 0.294, SLG: 0.375			0-3 K2-3			0-0 G6-4-3			0-0 3-4-1	2 0 0 0 0 1 2																									
Joe Morgan, L (8, PH) OBP: 0.444, SLG: 0.350										1 0 0 0 0 0 0																									
Jim Ray, R (8, 1) OBP: 0.333, SLG: 0.333										0 0 0 0 0 0 0																									
Danny Coombs, R (8, 1)										0 0 0 0 0 0 0																									
Inning Stats	R: 0 E: 0 K: 1 S: 5	H: 0 LOB: 0 BB: 0 P: 5	R: 0 E: 0 K: 0 S: 3	H: 0 LOB: 0 BB: 0 P: 3	R: 0 E: 0 K: 1 S: 6	H: 1 LOB: 2 BB: 1 P: 10	R: 0 E: 0 K: 2 S: 8	H: 1 LOB: 1 BB: 0 P: 8	R: 0 E: 0 K: 1 S: 5	H: 1 LOB: 0 BB: 0 P: 5	R: 0 E: 0 K: 0 S: 3	H: 0 LOB: 0 BB: 0 P: 3	R: 0 E: 0 K: 1 S: 5	H: 0 LOB: 0 BB: 0 P: 5	R: 0 E: 0 K: 0 S: 3	H: 0 LOB: 0 BB: 0 P: 3	R: 1 E: 0 K: 0 S: 5	H: 2 LOB: 1 BB: 0 P: 5	1B: 4 2B: 1 3B: 0 HR: 0	SF: 0 SAC: 0 DP: 1 HBP: 0	WP: 0 PB: 0 SB: 0 CS: 0	PA: 32													
PITCHER Juan Marichal, R (1, 1) ERA: 3.33	IP 9.0	WLS W	BF 32	H 5	R 1	ER 1	SO 6	BB 1	IBB 0	HBP 0	BLK 0	WP 0	HR 0	S 43	P 47	ERA 1.00	WHIP 0.667	PITCHER	IP	WLS	BF	H	R	ER	SO	BB	IBB	HBP	BLK	WP	HR	S	P	ERA	WHIP

Batter	1	2	3	4	5	6	7	8	9
Ron Hunt, R OBP: 0.336, SLG: 0.230 (1, 4)	0-0 F7		0-0 4-3			0-0 F3		0-0 F9 1B	
Ty Cline, L OBP: 0.185, SLG: 0.120 (1, 8) Willie Mays, R OBP: 0.370, SLG: 0.569 (7, 8)	0-0 L5-3			0-0 1B 1B		0-0 L1-3		0-0 1-2 S 1B	
Dave Marshall, L OBP: 0.269, SLG: 0.343 (1, 7)	0-0 5-3			0-0 1B 1-3 1B		0-0 F9		0-3 K	
Willie McCovey, L OBP: 0.403, SLG: 0.565 (1, 3)		0-0 F4		0-0 1-3 1-2		4-0 SH1-4 2B BB		0-0 F9 2-3	
Ollie Brown, R OBP: 0.255, SLG: 0.227 (1, 9) Jesus Alou, R OBP: 0.242, SLG: 0.286 (3, 9)		1-0 S HBP		0-0 G6-4-3 1B		0-0 SH1-4 1-2		0-0 1-3 1-2	
Jack Hiatt, R OBP: 0.321, SLG: 0.333 (1, 2)		0-0 F8		0-0 G6-4-3 1-2f		0-3 K			
Frank Johnson, R OBP: 0.281, SLG: 0.367 (1, 5)		0-0 F3 1-2			0-0 F5		4-0 2B IBB		
Hal Lanier, R OBP: 0.222, SLG: 0.261 (1, 6)			0-0 F2		0-0 F8		0-0 1-H 2-H 2B		
Juan Marichal, R OBP: 0.100, SLG: 0.100 (1, 1)			0-3 K		0-3 K		0-3 K		

Inning Stats	R: 0	H: 0	E: 0	K: 0	S: 3	R: 0	H: 0	E: 0	K: 1	S: 5	R: 1	H: 3	E: 0	K: 0	S: 5	R: 0	H: 0	E: 0	K: 1	S: 5	R: 0	H: 0	E: 0	K: 0	S: 3	R: 2	H: 1	E: 0	K: 2	S: 8	R: 0	H: 2	E: 0	K: 1	S: 7	
	LOB: 0	BB: 0	P: 3	LOB: 1	BB: 0	P: 4	LOB: 0	BB: 0	P: 5	LOB: 1	BB: 0	P: 5	LOB: 0	BB: 0	P: 5	LOB: 1	BB: 2	P: 16	LOB: 2	BB: 0	P: 7	LOB: 0	BB: 0	P: 7	LOB: 0	BB: 0	P: 7	LOB: 0	BB: 0	P: 7	LOB: 0	BB: 0	P: 7	LOB: 0	BB: 0	P: 7

PITCHER	IP	WLS	BF	H	R	ER	SO	BB	IBB	HBP	BLK	WP	HR	S	P	ERA	WHIP
Don Wilson, R ERA: 3.61 (1, 1)	7.0	L	27	4	3	3	4	1	1	1	0	0	0	32	41	3.86	0.714
Jim Ray, R ERA: 4.58 (8, 1)	0.0		2	2	0	0	0	0	0	0	0	0	0	2	2	∞	∞
Danny Coombs, L ERA: 3.72 (8, 1)	1.0		3	0	0	0	1	0	0	0	0	0	0	5	5	0.00	0.000

BOTTOM

Houston Astros @ San Francisco Giants
Candlestick Park, San Francisco, CA

Thu May 16 1968, 6:33 AM EDT
Att. 4,224 - Unknown


AB	R	H	RBI	BB	SO	LOB
4	0	1	0	0	0	0
3	1	1	0	0	0	0
1	0	1	0	0	0	0
4	0	1	0	0	1	2
3	1	0	0	1	0	4
0	0	0	0	0	0	0
2	0	1	1	0	0	2
3	0	0	0	0	1	4
2	1	0	0	1	0	1
3	0	1	2	0	0	0
3	0	0	0	0	3	1

AB	28
R	3
H	6
RBI	3
BB	2
SO	5
LOB	14

livebaseballscorecards.com

GIANTS

WP	PA
0	32

Batter	1	2	3	4	5	6	7	8	9	AB R H RBI BB SO LOB	TOP	
Don Kessinger, S (1, 6) OBP: 0.333, SLG: 0.338	0-0 3-1 1B		0-0 F8			0-0 F7		0-0 F8		4 0 1 0 0 0 0	Chicago Cubs @ San Francisco Giants Candlestick Park, San Francisco, CA Fri May 17 1968, 10:05 PM EDT Att. 9,517 - Unknown livebaseballscorecards.com AB 31 R 0 H 3 RBI 0 BB 2 SO 5 LOB 12 	
Glenn Beckert, R (1, 4) OBP: 0.296, SLG: 0.362	0-0 F5		0-0 F8			0-0 F5		0-0 L6-3		4 0 0 0 0 0 1		
Billy Williams, L (1, 7) OBP: 0.340, SLG: 0.489	0-0 3-1 1B		0-0 L4-3			0-0 L4-3		0-3 K		4 0 1 0 0 1 0		
Ron Santo, R (1, 5) OBP: 0.324, SLG: 0.425	0-0 3-1 1-2 2-3				0-0 F9		0-0 L6-3		0-0 F8	4 0 0 0 0 0 2		
14 Ernie Banks, R (1, 3) OBP: 0.281, SLG: 0.442	4-0 IBB				0-0 F8		0-0 E WP 1B		0-0 L6-3	3 0 1 0 1 0 0		
Lou Johnson, R (1, 9) OBP: 0.285, SLG: 0.398	0-3 K				0-0 L4-3		0-3 K		0-0 F3	4 0 0 0 0 2 4		
Randy Hundley, R (1, 2) OBP: 0.254, SLG: 0.295		0-0 F8			0-0 F6		4-0 E BB			2 0 0 0 1 0 0		
Adolfo Phillips, R (1, 8) OBP: 0.272, SLG: 0.348		0-3 K			0-0 L5-3		0-0 E6 1-2 2-3			3 0 0 0 0 1 2		
Joe Niekro, R (1, 1) OBP: 0.136, SLG: 0.095 John Boccabella, R (7, PH) OBP: 0.375, SLG: 0.167 Chuck Hartenstein, R (7, 1) Phil Regan, R (7, 1)		0-0 L1-3			0-3 K		0-0 F8			2 0 0 0 0 1 0 1 0 0 0 0 0 3 0 0 0 0 0 0 0 0 0 0 0 0 0 0		
Inning Stats	R: 0 H: 2 E: 0 LOB: 3 K: 1 BB: 1 S: 7 P: 11	R: 0 H: 0 E: 0 LOB: 0 K: 1 BB: 0 S: 5 P: 5	R: 0 H: 0 E: 0 LOB: 0 K: 0 BB: 0 S: 3 P: 3	R: 0 H: 0 E: 0 LOB: 0 K: 0 BB: 0 S: 3 P: 3	R: 0 H: 0 E: 0 LOB: 0 K: 1 BB: 0 S: 5 P: 5	R: 0 H: 0 E: 0 LOB: 0 K: 0 BB: 0 S: 3 P: 3	R: 0 H: 1 E: 1 LOB: 3 K: 1 BB: 1 S: 7 P: 11	R: 0 H: 0 E: 0 LOB: 0 K: 1 BB: 0 S: 5 P: 5	R: 0 H: 0 E: 0 LOB: 0 K: 0 BB: 0 S: 3 P: 3	1B: 3 SF: 0 2B: 0 SAC: 0 3B: 0 DP: 0 HR: 0 HBP: 0	WP: 1 PA: 33 PB: 0 SB: 0 CS: 0	
PITCHER Ray Sadecki, L (1, 1) ERA: 1.47	IP WLS BF H R ER SO BB IBB HBP BLK WP HR S P ERA WHIP	9.0 W 33 3 0 0 5 1 1 0 0 1 0 41 49 0.00 0.444										

Batter	1	2	3	4	5	6	7	8	9
Jesus Alou, R OBP: 0.243, SLG: 0.277 (1, 9) X	0-0 1-3 ①		4-0 BB		0-0 3-1 ③		0-0 F6 ③		
Frank Johnson, R OBP: 0.278, SLG: 0.353 (1, 5) X	0-0 1-3 ②		0-0 F9 ①			0-0 E S 1B ①		0-0 F8 ①	
Willie Mays, R OBP: 0.374, SLG: 0.563 (1, 8) B B B B	4-0 2B BB		0-3 K ②			0-3 K ①		0-0 L3 1B	
Willie McCovey, L OBP: 0.407, SLG: 0.578 Ty Cline, L OBP: 0.167, SLG: 0.107 (1, 3) X (2, 3)	0-0 1-H 2B ③		0-0 L6-3 ③			0-0 L6-3 ②		0-0 L3 ②	
Dave Marshall, L OBP: 0.262, SLG: 0.308 (1, 7)		0-3 K ①		0-0 1-3 ①		0-0 4-3 ③		0-3 K ③	
Jack Hiatt, R OBP: 0.321, SLG: 0.324 (1, 2) X		0-0 6-3 ②		0-3 K ②		4-0 SH1-3 1B BB			
Nate Oliver, R OBP: 0.207, SLG: 0.241 (1, 4) X		0-0 BB 1B		0-0 F9 ③		0-0 SH1-3 ①			
Hal Lanier, R OBP: 0.237, SLG: 0.267 (1, 6) B B B B		4-0 1-2 BB			0-0 4-3 ①		0-0 2-H 1B		
Ray Sadecki, L OBP: 0.231, SLG: 0.217 (1, 1) X		0-0 1-3 ③			0-0 F8 ②		0-3 K ②		

Inning Stats	R: 1	H: 1	E: 0	LOB: 1	K: 0	S: 3	P: 7	R: 0	H: 1	E: 0	LOB: 2	K: 1	S: 6	P: 10	R: 0	H: 0	E: 0	LOB: 0	K: 1	S: 5	P: 5	R: 0	H: 0	E: 0	LOB: 0	K: 0	S: 3	P: 3	R: 0	H: 1	E: 0	LOB: 1	K: 1	S: 6	P: 6	R: 1	H: 1	E: 0	LOB: 1	K: 1	S: 6	P: 10	R: 0	H: 1	E: 0	LOB: 1	K: 1	S: 6	P: 6
--------------	------	------	------	--------	------	------	------	------	------	------	--------	------	------	-------	------	------	------	--------	------	------	------	------	------	------	--------	------	------	------	------	------	------	--------	------	------	------	------	------	------	--------	------	------	-------	------	------	------	--------	------	------	------

PITCHER	IP	WLS	BF	H	R	ER	SO	BB	IBB	HBP	BLK	WP	HR	S	P	ERA	WHIP
Joe Niekro, R ERA: 4.27 (1, 1)	6.0	L	23	3	1	1	4	3	0	0	0	0	0	28	40	1.50	1.000
Chuck Hartenstein, R ERA: 5.4 (7, 1)	0.0		1	0	1	1	0	1	0	0	0	0	0	4		∞	∞
Phil Regan, R ERA: 3.28 (7, 1)	2.0		8	2	0	0	2	0	0	0	0	0	0	12	12	0.00	1.000

BOTTOM


Chicago Cubs @ San Francisco Giants
Candlestick Park, San Francisco, CA

Fri May 17 1968, 10:05 PM EDT
Att. 9,517 - Unknown

AB	R	H	RBI	BB	SO	LOB
3	0	0	0	1	0	1
4	0	1	0	0	0	1
3	1	1	0	1	2	2
1	0	1	1	0	0	0
3	0	0	0	0	0	3
4	0	0	0	0	2	2
2	1	0	0	1	1	0
2	0	1	0	0	0	0
2	0	1	1	1	0	0
3	0	0	0	0	1	3

AB	27
R	2
H	5
RBI	2
BB	4
SO	6
LOB	12

livebaseballscorecards.com



WP: 0	PA: 32
PB: 0	SB: 1
CS: 0	

Batter	1	2	3	4	5	6	7	8	9	AB	R	H	RBI	BB	SO	LOB	TOP										
Don Kessinger, S OBP: 0.331, SLG: 0.336 (1, 6)	0-0 3-1 G3 1B	0-3 K		0-0 SH 14 S SF9 1B	0-0 1-3		0-0 4-3			4	1	1	0	0	1	2											
Glenn Beckert, R OBP: 0.293, SLG: 0.358 (1, 4)	0-0 G3 1-2		0-0 6-3	0-0 SF8		0-0 3B 1B	0-0 6-3			4	1	1	1	0	0	1											
Billy Williams, L OBP: 0.336, SLG: 0.479 (1, 9) (5, 7)	0-0 3-1 2-3		0-3 K	0-0 S 14 S 1B 1B		0-0 F8	0-0 6-3			5	1	1	0	0	1	2											
Lou Johnson, R OBP: 0.285, SLG: 0.398 (7, 7)										0	0	0	0	0	0	0											
14 Ernie Banks, R OBP: 0.295, SLG: 0.438 Dick Nen, L OBP: 0.077, SLG: 0.077 (1, 3) (7, 3)	4-0 BB		4-0 BB	4-0 S 1B IBB		0-0 F3		0-0 F7		1	1	0	0	3	0	1											
John Boccabella, R OBP: 0.273, SLG: 0.125 Adolfo Phillips, R OBP: 0.276, SLG: 0.368 (1, 7) (5, 8)	0-3 K		0-0 F8	0-0 SF9		0-0 1B 3B		0-0 L8		2	0	0	1	0	1	3											
Randy Hundley, R OBP: 0.268, SLG: 0.302 (1, 2)						4-0 1B BB		0-0 L8		4	2	2	2	1	0	0											
Ron Santo, R OBP: 0.333, SLG: 0.427 Jose Arcia, R OBP: 0.222, SLG: 0.333 (1, 5) (9, 5)			4-0 1B BB			0-0 E1 1B		0-0 F7		4	1	2	2	1	0	1											
Al Spangler, L OBP: 0.333, SLG: 0.393 (1, 8) (5, 9)			0-0 F9		0-0 4-3	0-0 E 1B		0-0 6-3		5	1	2	1	0	0	1											
Ken Holtzman, R OBP: 0.133, SLG: 0.133 Jack Lamabe, R (1, 1) (9, 1)			0-0 1B		0-0 1-3	0-0 E1		0-0 F5		5	1	1	1	0	0	3											
										0	0	0	0	0	0	0											
Inning Stats	R: 0 E: 0 K: 1 S: 6	H: 1 LOB: 2 BB: 1 P: 10	R: 0 E: 0 K: 1 S: 6	H: 1 LOB: 2 BB: 1 P: 10	R: 0 E: 0 K: 1 S: 5	H: 0 LOB: 1 BB: 1 P: 9	R: 7 E: 1 K: 0 S: 10	H: 5 LOB: 1 BB: 1 P: 14	R: 0 E: 0 K: 0 S: 3	H: 0 LOB: 0 BB: 0 P: 3	R: 3 E: 1 K: 0 S: 7	H: 4 LOB: 2 BB: 1 P: 11	R: 0 E: 0 K: 0 S: 3	H: 0 LOB: 0 BB: 0 P: 3	R: 0 E: 0 K: 0 S: 3	H: 0 LOB: 0 BB: 0 P: 3	1B: 10 2B: 0 3B: 1 HR: 0	SF: 2 SAC: 1 DP: 0 HBP: 0	WP: 0 PB: 0 SB: 5 CS: 0	PA: 45							
PITCHER	IP	WLS	BF	H	R	ER	SO	BB	IBB	HBP	BLK	WP	HR	S	P	ERA	WHIP										
Mike McCormick, L ERA: 3.68 (1, 1)	3.2	L	24	7	7	4	3	3	1	0	0	0	0	26	42	9.82	2.727										
Ron Herbel, R ERA: 4.05 (4, 1)	0.1		1	0	0	0	0	0	0	0	0	0	0	1	1	0.00	0.000										
Lindy McDaniel, R ERA: 12.91 (5, 1)	5.0		20	4	3	3	0	1	0	0	0	0	0	19	23	5.40	1.000										

Chicago Cubs @ San Francisco Giants
 Candlestick Park, San Francisco, CA
 Sat May 18 1968, 6:33 AM EDT
 Att. 12,582 - Unknown - 63 F

AB	37
R	10
H	11
RBI	9
BB	5
SO	3
LOB	14



WP: 0	PA: 45
-------	--------

BOTTOM

Chicago Cubs @ San Francisco Giants
Candlestick Park, San Francisco, CA

Sat May 18 1968, 6:33 AM EDT
Att: 12,582 - Unknown - 63 F

livebaseballscorecards.com

AB	41
R	7
H	15
RBI	7
BB	1
SO	4
LOB	18



WP: 0	PA: 43
PB: 0	SB: 0
CS: 0	

AB R H RBI BB SO LOB

5	1	2	1	0	0	0
5	0	1	0	0	0	3
4	1	2	0	1	0	0
3	0	0	0	0	0	3
2	0	0	0	0	1	2
5	2	2	2	0	1	0
5	0	3	1	0	0	2
5	1	1	0	0	1	4
3	1	2	1	0	0	1
1	0	0	0	0	1	2
0	0	0	0	0	0	0
1	0	1	0	0	0	0
1	0	0	0	0	0	1
1	1	1	2	0	0	0

Batter	1	2	3	4	5	6	7	8	9
Jesus Alou, R (1, 9) OBP: 0.250, SLG: 0.283	0-0 G3		0-0 6-3	0-0 1-2 3-H 1B			0-0 4-3		0-0 1B 2B 1B
Frank Johnson, R (1, 7) OBP: 0.268, SLG: 0.333	0-0 1B 1B		0-0 F3	0-0 FC5 2-3f			0-0 4-3		0-0 F7
Jim Davenport, R (1, 5) OBP: 0.303, SLG: 0.270	0-0 G5-4-3 1-2 1B		4-0 BB		0-0 F9		0-0 F8		0-0 1-2 2B 1B
Willie Mays, R (1, 8) OBP: 0.386, SLG: 0.549	0-0 G5-4-3		0-0 F8		0-0 F8		0-0 F5		0-3 K
Ty Cline, L (7, 8) OBP: 0.156, SLG: 0.100	1-2f								
Jack Hiatt, R (1, 3) OBP: 0.326, SLG: 0.342		0-0 E9 FC1-6		0-0 1B 5-3 SF9 1B		0-3 K		0-0 5-3	0-0 1-H 2-H 2B 2B
Dick Dietz, R (1, 2) OBP: 0.269, SLG: 0.250		0-0 FC1-6 1-2f 1B		0-0 5-3 1-2 1B		0-0 1B		0-0 1B	0-0 2-H 2B
Nate Oliver, R (1, 4) OBP: 0.206, SLG: 0.235		0-3 K		0-0 1B 2-3 1B 1B		0-0 F4		0-0 F9	0-0 F4
Hal Lanier, R (1, 6) OBP: 0.247, SLG: 0.280		0-0 1-2 1B		0-0 SF9 3-H		0-0 F4			0-0 HR 1B
Mike McCormick, L (1, 1) OBP: 0.211, SLG: 0.118		0-3 K		0-0 FC5 1-3 1B 1B		0-0 1-3			0-0 1-H HR
Ron Herbel, R (4, 1)									
Ron Hunt, R (4, PH) OBP: 0.341, SLG: 0.237									
Lindy McDaniel, R (5, 1)									
Jim Ray Hart, R (9, PH) OBP: 0.373, SLG: 0.534									

Inning Stats	R: 0 E: 0 K: 0 S: 4	H: 2 LOB: 1 BB: 0 P: 4	R: 0 E: 1 K: 2 S: 9	H: 1 LOB: 2 BB: 0 P: 9	R: 0 E: 0 K: 0 S: 3	H: 0 LOB: 1 BB: 1 P: 7	R: 2 E: 0 K: 0 S: 7	H: 4 LOB: 2 BB: 0 P: 7	R: 0 E: 0 K: 1 S: 5	H: 0 LOB: 0 BB: 0 P: 5	R: 0 E: 0 K: 0 S: 4	H: 1 LOB: 1 BB: 0 P: 4	R: 0 E: 0 K: 0 S: 3	H: 0 LOB: 0 BB: 0 P: 3	R: 0 E: 0 K: 0 S: 4	H: 1 LOB: 1 BB: 0 P: 4	R: 5 E: 0 K: 1 S: 11	H: 6 LOB: 1 BB: 0 P: 11	1B: 12 2B: 2 3B: 0 HR: 1	SF: 1 SAC: 0 DP: 1 HBP: 0	WP: 0 PB: 0 SB: 0 CS: 0	PA: 43
--------------	------------------------------	---------------------------------	------------------------------	---------------------------------	------------------------------	---------------------------------	------------------------------	---------------------------------	------------------------------	---------------------------------	------------------------------	---------------------------------	------------------------------	---------------------------------	------------------------------	---------------------------------	-------------------------------	----------------------------------	-----------------------------------	------------------------------------	----------------------------------	--------

PITCHER	IP	WLS	BF	H	R	ER	SO	BB	IBB	HBP	BLK	WP	HR	S	P	ERA	WHIP
Ken Holtzman, L (1, 1) ERA: 4.84	8.2	W	42	15	7	7	4	1	0	0	0	0	1	49	53	7.27	1.846
Jack Lamabe, R (9, 1) ERA: 8.59	0.1	S	1	0	0	0	0	0	0	0	0	0	0	1	1	0.00	0.000

Batter	1	2	3	4	5	6	7	8	9	AB R H RBI BB SO LOB	TOP	
Don Kessinger, S (1, 6) OBP: 0.323, SLG: 0.326	0-0 F8		0-0 F4			0-3 K		0-0 L4-3		4 0 0 0 0 1 0	Chicago Cubs @ San Francisco Giants Candlestick Park, San Francisco, CA Sun May 19 1968, 6:33 AM EDT Unknown livebaseballscorecards.com	
Glenn Beckert, R (1, 4) OBP: 0.285, SLG: 0.348	0-0 L6-3		0-0 L6-3			0-0 F7		0-0 L1-3		4 0 0 0 0 0 0		
Billy Williams, L (1, 7) OBP: 0.346, SLG: 0.493	0-0 2B				0-0 F9	0-0 1B		0-0 14 FC6-4 1B		4 0 3 0 0 0 0		
14 Ernie Banks, R (1, 3) OBP: 0.287, SLG: 0.425	0-0 F4				0-0 F9	0-3 K		0-0 FC6-4 1-2f		4 0 0 0 0 1 3		
Al Spangler, L (1, 9) OBP: 0.353, SLG: 0.387		0-3 K		4-0 BB		0-0 F4		0-0 L4-6-3 1B		3 0 1 0 1 1 0		
Ron Santo, R (1, 5) OBP: 0.331, SLG: 0.422		0-3 K		0-0 F5		0-0 1B 1B		0-0 L4-6-3 1-2		4 0 1 0 0 1 2		
Randy Hundley, R (1, 2) OBP: 0.267, SLG: 0.294		4-0 BB			0-0 F9	0-0 F4		0-0 F4		3 0 0 0 1 0 1		
Adolfo Phillips, R (1, 8) OBP: 0.277, SLG: 0.368		0-0 F7			0-0 L5-3	0-0 1B				3 0 1 0 0 0 1		
Fergie Jenkins, R (1, 1) OBP: 0.136, SLG: 0.238 Dick Nen, L (7, PH) OBP: 0.071, SLG: 0.071 Chuck Hartenstein, R (7, 1)			0-3 K		0-0 L6-3		0-0 L3			2 0 0 0 0 1 0 1 0 0 0 0 0 2 0 0 0 0 0 0 0		
Inning Stats	R: 0 H: 1 E: 0 LOB: 1 K: 0 BB: 0 S: 4 P: 4	R: 0 H: 0 E: 0 LOB: 1 K: 2 BB: 1 S: 7 P: 11	R: 0 H: 0 E: 0 LOB: 0 K: 1 BB: 0 S: 5 P: 5	R: 0 H: 0 E: 0 LOB: 1 K: 0 BB: 1 S: 3 P: 7	R: 0 H: 0 E: 0 LOB: 0 K: 0 BB: 0 S: 3 P: 3	R: 0 H: 1 E: 0 LOB: 1 K: 2 BB: 0 S: 8 P: 8	R: 0 H: 2 E: 0 LOB: 2 K: 0 BB: 0 S: 5 P: 5	R: 0 H: 1 E: 0 LOB: 1 K: 0 BB: 0 S: 4 P: 4	R: 0 H: 1 E: 0 LOB: 0 K: 0 BB: 0 S: 3 P: 3	1B: 5 SF: 0 2B: 1 SAC: 0 3B: 0 DP: 1 HR: 0 HBP: 0	WP: 0 PA: 34 PB: 0 SB: 0 CS: 0	
PITCHER Gaylord Perry, R (1, 1) ERA: 2.84	IP WLS BF H R ER SO BB IBB HBP BLK WP HR S P ERA WHIP											PITCHER IP WLS BF H R ER SO BB IBB HBP BLK WP HR S P ERA WHIP



Batter	1	2	3	4	5	6	7	8	9	AB	R	H	RBI	BB	SO	LOB
Ron Hunt, R OBP: 0.331, SLG: 0.229 (1, 4)	F8		E9		F8			6-3		4	0	0	0	0	0	2
Ty Cline, L OBP: 0.143, SLG: 0.091 (1, 3)	L7		L4-6-3			L8				3	0	0	0	0	0	1
Dave Marshall, L OBP: 0.267, SLG: 0.293 (1, 9)	1-3			G5-4-3		3-1				2	0	0	0	1	0	0
Willie Mays, R OBP: 0.365, SLG: 0.544 (1, 8)		F4		G5-4-3			CS			3	0	1	0	0	0	1
Jim Ray Hart, R OBP: 0.371, SLG: 0.560 (1, 7)		HR		F5		CS	1-3			3	1	1	1	0	0	0
Frank Johnson, R OBP: 0.273, SLG: 0.333 (1, 5)		F8			1B		F4			3	0	1	0	0	0	0
Dick Dietz, R OBP: 0.310, SLG: 0.269 (1, 2)								5-3		2	0	1	0	1	0	0
Hal Lanier, R OBP: 0.240, SLG: 0.271 (1, 6)										3	0	0	0	0	0	3
Gaylord Perry, R OBP: 0.143, SLG: 0.143 (1, 1)			K							3	0	0	0	0	3	2

Inning Stats		R: 0	H: 0	E: 0	K: 0	S: 3	R: 1	H: 1	E: 0	K: 0	S: 4	R: 0	H: 0	E: 1	K: 1	S: 5	R: 0	H: 0	E: 0	K: 0	S: 2	R: 0	H: 2	E: 0	K: 1	S: 7	R: 0	H: 1	E: 0	K: 0	S: 3	R: 0	H: 0	E: 0	K: 0	S: 3	R: 0	H: 0	E: 0	K: 1	S: 5											
PITCHER	IP	WLS	BF	H	R	ER	SO	BB	IBB	HBP	BLK	WP	HR	S	P	ERA	WHIP													PITCHER	IP	WLS	BF	H	R	ER	SO	BB	IBB	HBP	BLK	WP	HR	S	P	ERA	WHIP					
Fergie Jenkins, R ERA: 2.87 (1, 1)	6.0	L	22	4	1	1	2	2	0	0	0	0	1	24	32	1.50	1.000																																			
Chuck Hartenstein, R ERA: 4.61 (7, 1)	2.0		6	0	0	0	1	0	0	0	0	0	0	8	8	0.00	0.000																																			

BOTTOM

Chicago Cubs @ San Francisco Giants
 Candlestick Park, San Francisco, CA

Sun May 19 1968, 6:33 AM EDT
 Unknown

livebaseballscorecards.com

AB	26
R	1
H	4
RBI	1
BB	2
SO	3
LOB	9

GIANTS

WP: 0	PA: 29
PB: 0	
SB: 0	
CS: 1	

Batter	1	2	3	4	5	6	7	8	9	AB R H RBI BB SO LOB	TOP											
Don Kessinger, S (1, 6) OBP: 0.331, SLG: 0.336	0-0 F8		0-0 1B		0-0 L4-3		0-0 CS 1B		0-0 1B	5 0 3 0 0 0 0												
Glenn Beckert, R (1, 4) OBP: 0.282, SLG: 0.343	0-0 L4-3 1B		0-3 K			0-0 L4-3	0-0 CS	0-0 F9	0-0 F6	5 0 1 0 0 1 4												
Billy Williams, L (1, 7) OBP: 0.344, SLG: 0.487	0-0 L4-3			0-0 F7		0-0 F9		0-0 L5-3 1B		4 0 1 0 0 0 1												
Ron Santo, R (1, 5) OBP: 0.342, SLG: 0.442		0-0 L4-3		0-0 HR 3B		4-0 BB 14 HR BB		0-0 1B		3 2 2 0 1 0 0												
Al Spangler, L (1, 9) OBP: 0.342, SLG: 0.353		0-0 F9		0-3 K		4-0 BB 14 HR BB		0-0 L5-3		3 1 0 0 1 1 3												
Dick Nen, L (1, 3) OBP: 0.125, SLG: 0.313		0-3 K		0-0 HR		0-0 HR			0-0 F4	2 1 1 2 0 1 0												
14 Ernie Banks, R (6, PH) OBP: 0.290, SLG: 0.449				0-0 HR		1-H 2-H HR				2 1 1 3 0 0 0												
Randy Hundley, R (1, 2) OBP: 0.274, SLG: 0.301			0-0 FC1-6 1B	0-0 L6-3		0-0 L4-3			0-0 FC5-4 1B	4 0 2 0 0 0 0												
Adolfo Phillips, R (1, 8) OBP: 0.288, SLG: 0.355			0-3 K		0-0 F7		0-0 L6-3		0-0 FC5-4 1B	4 1 0 0 0 1 2												
Bill Hands, R (1, 1) OBP: 0.100, SLG: 0.053			0-0 FC1-6 1B		0-3 K		0-0 L6-3		0-0 1B	2 0 0 0 0 1 1												
Phil Regan, R (6, 1) OBP: 0.250, SLG: 0.250			1-2f					2-H		2 0 1 1 0 0 0												
Inning Stats	R: 0 E: 0 K: 0 S: 3	H: 1 LOB: 0 BB: 0 P: 3	R: 0 E: 0 K: 1 S: 5	H: 0 LOB: 0 BB: 0 P: 5	R: 0 E: 0 K: 2 S: 9	H: 2 LOB: 2 BB: 0 P: 9	R: 2 E: 0 K: 1 S: 7	H: 2 LOB: 0 BB: 0 P: 7	R: 0 E: 0 K: 1 S: 5	H: 0 LOB: 0 BB: 0 P: 5	R: 3 E: 0 K: 0 S: 4	H: 1 LOB: 0 BB: 2 P: 12	R: 0 E: 0 K: 0 S: 3	H: 1 LOB: 0 BB: 0 P: 3	R: 0 E: 0 K: 0 S: 4	H: 2 LOB: 1 BB: 0 P: 4	R: 1 E: 1 K: 0 S: 6	H: 3 LOB: 2 BB: 0 P: 6	1B: 9 2B: 1 3B: 1 HR: 2	SF: 0 SAC: 0 DP: 2 HBP: 0	WP: 0 PB: 0 SB: 0 CS: 1	PA: 39
PITCHER	IP WLS BF H R ER SO BB IBB HBP BLK WP HR S P ERA WHIP																					
Bobby Bolin, R (1, 1) ERA: 3.21	5.2 L 23 5 4 4 5 2 0 0 0 0 0 1 31 39 6.35 1.235																					
Joe Gibbon, L (6, 1) ERA: 1.17	1.1 5 2 1 1 0 0 0 0 0 0 0 1 5 5 6.75 1.500																					
Frank Linzy, R (8, 1) ERA: 2.08	2.0 10 5 1 0 0 0 0 0 0 0 0 0 10 10 0.00 2.500																					

Chicago Cubs @ San Francisco Giants
Candlestick Park, San Francisco, CA
 Sun May 19 1968, 6:38 AM EDT
 Att. 24,992 - Cloudy

AB	36
R	6
H	12
RBI	6
BB	2
SO	5
LOB	11



livebaseballscorecards.com

BOTTOM

Chicago Cubs @ San Francisco Giants
Candlestick Park, San Francisco, CA

Sun May 19 1968, 6:38 AM EDT
Att. 24,992 - Cloudy

livebaseballscorecards.com

AB	31
R	3
H	8
RBI	3
BB	2
SO	4
LOB	11



WP:	0	PA:	35
PB:	0		
SB:	1		
CS:	1		

AB	R	H	RBI	BB	SO	LOB
4	1	1	0	0	1	3
0	0	0	0	0	0	0
3	0	0	0	1	0	0
4	0	2	2	0	0	0
4	0	0	0	0	1	3
4	1	1	0	0	0	0
3	0	1	0	1	0	0
2	0	1	0	0	1	0
0	0	0	0	0	0	0
1	0	0	1	0	0	1
3	1	1	0	0	0	2
1	0	0	0	0	1	1
1	0	0	0	0	0	1
1	0	1	0	0	0	0

Batter	1	2	3	4	5	6	7	8	9
Ron Hunt, R OBP: 0.329, SLG: 0.230 Frank Linzy, R (8, 1)	0-0 3-1		0-0 F9			0-0 BB 1B	0-3 K		
Ty Cline, L OBP: 0.154, SLG: 0.083 (1, 3)	0-0 L6-3			0-0 L8		4-0 BB 1B		0-0 L1-3	
Dave Marshall, L OBP: 0.286, SLG: 0.311 (1, 9)	0-0 G3			0-0 CS 1B		0-0 G4-6-3 1B		0-0 F4	
Jim Ray Hart, R OBP: 0.358, SLG: 0.537 (1, 7)		0-3 K		0-0 6-3		0-0 G4-6-3 1-2f		0-0 1-3	
Jim Davenport, R OBP: 0.301, SLG: 0.269 (1, 5)		0-0 4-3			0-0 F4		0-0 1B SF7 1B		0-0 5-3
Frank Johnson, R OBP: 0.292, SLG: 0.333 (8, 4)		0-0 6-3			0-0 6-3		0-0 FC1-6 1B		4-0 FC6-4 BB
Dick Dietz, R OBP: 0.323, SLG: 0.286 Joe Gibbon, R (6, 1) Willie Mays, R OBP: 0.360, SLG: 0.540 (7, PH) (8, 8)			0-0 SH1-3 S 1B		0-3 K		0-0 SF7		0-0 FC6-4 1-2f
Hal Lanier, R OBP: 0.243, SLG: 0.283 (1, 6)			0-0 SH1-3			0-0 1B 2B		0-0 FC1-6 1B	0-0 F4
Bobby Bolin, R (1, 1) Bob Barton, R OBP: 0.231, SLG: 0.200 Jack Hiatt, R OBP: 0.333, SLG: 0.351 (7, PH) (8, 2)			0-3 K			0-0 6-3			

Inning Stats	R: 0	H: 0	E: 0	K: 0	S: 3	R: 0	H: 0	E: 0	K: 1	S: 5	R: 0	H: 1	E: 0	K: 1	S: 6	R: 0	H: 1	E: 0	K: 0	S: 3	R: 0	H: 0	E: 0	K: 1	S: 5	R: 2	H: 3	E: 0	K: 0	S: 5	R: 1	H: 3	E: 0	K: 1	S: 8	R: 0	H: 0	E: 0	K: 0	S: 3	R: 0	H: 0	E: 0	K: 0	S: 3	1B: 7	SF: 1	2B: 1	SAC: 1	3B: 0	DP: 1	HR: 0	HBP: 0
--------------	------	------	------	------	------	------	------	------	------	------	------	------	------	------	------	------	------	------	------	------	------	------	------	------	------	------	------	------	------	------	------	------	------	------	------	------	------	------	------	------	------	------	------	------	------	-------	-------	-------	--------	-------	-------	-------	--------

PITCHER	IP	WLS	BF	H	R	ER	SO	BB	IBB	HBP	BLK	WP	HR	S	P	ERA	WHIP
Bill Hands, R ERA: 2.34 Phil Regan, R ERA: 3.18	(1, 1)	5.1	W	21	5	2	2	3	1	0	0	0	0	26	30	3.38	1.125
	(6, 1)	3.2	S	14	3	1	1	1	0	0	0	0	0	15	19	2.46	1.091

PITCHER	IP	WLS	BF	H	R	ER	SO	BB	IBB	HBP	BLK	WP	HR	S	P	ERA	WHIP
---------	----	-----	----	---	---	----	----	----	-----	-----	-----	----	----	---	---	-----	------

San Francisco Giants @ Atlanta Braves
 Atlanta Stadium, Atlanta, GA

Mon May 20 1968, 7:05 PM EDT
 Att: 27,160 - Unknown

livebaseballscorecards.com

AB	38
R	5
H	13
RBI	5
BB	1
SO	4
LOB	13



WP	1	PA	39
PB	0		
SB	0		
CS	0		

AB R H RBI BB SO LOB

4	1	1	0	0	1	1
1	0	1	0	0	0	0
0	0	0	0	0	0	0
5	0	2	1	0	1	0
5	0	2	1	0	0	2
4	0	0	0	0	0	3
3	2	2	1	1	1	0
4	1	2	0	0	0	1
4	0	2	2	0	0	2
4	1	0	0	0	0	3
3	0	1	0	0	1	0
1	0	0	0	0	0	1
0	0	0	0	0	0	0

Batter	1	2	3	4	5	6	7	8	9														
Ron Hunt, R (1, 4) OBP: 0.327, SLG: 0.230	F9		1B		K		F8		1B														
Jack Hiatt, R (9, PH) OBP: 0.341, SLG: 0.359	K		1B		1-6-3			F3	1B														
Nate Oliver, R (9, PR) OBP: 0.206, SLG: 0.235	L8		1B					L9	L1														
Frank Johnson, R (1, 5) OBP: 0.302, SLG: 0.340	K		1B						1B														
Ty Cline, L (1, 3) OBP: 0.182, SLG: 0.122	L8		1B																				
Willie Mays, R (1, 8) OBP: 0.350, SLG: 0.523		6-3	F9					F8															
Jim Ray Hart, R (1, 7) OBP: 0.372, SLG: 0.571					K				2B														
Dick Dietz, R (1, 2) OBP: 0.343, SLG: 0.406									1B														
Jesus Alou, R (1, 9) OBP: 0.259, SLG: 0.291									2B														
Hal Lanier, R (1, 6) OBP: 0.234, SLG: 0.272									1B														
Juan Marichal, R (1, 1) OBP: 0.121, SLG: 0.121									1B														
Jim Davenport, R (9, PH) OBP: 0.298, SLG: 0.267									FC1-6														
Frank Linzy, R (9, 1)									1B														
Inning Stats	R: 0 E: 0 K: 1 S: 5	H: 0 LOB: 0 BB: 0 P: 5	R: 0 E: 0 K: 0 S: 3	H: 0 LOB: 1 BB: 1 P: 7	R: 1 E: 0 K: 0 S: 6	H: 3 LOB: 2 BB: 0 P: 6	R: 0 E: 0 K: 1 S: 6	H: 1 LOB: 1 BB: 0 P: 6	R: 0 E: 0 K: 2 S: 7	H: 0 LOB: 0 BB: 0 P: 7	R: 1 E: 0 K: 0 S: 4	H: 2 LOB: 0 BB: 0 P: 4	R: 0 E: 0 K: 0 S: 4	H: 2 LOB: 1 BB: 0 P: 4	R: 0 E: 0 K: 0 S: 3	H: 0 LOB: 0 BB: 0 P: 3	R: 3 E: 0 K: 0 S: 8	H: 5 LOB: 2 BB: 0 P: 8	1B: 10 2B: 2 3B: 1 HR: 1	SF: 0 SAC: 0 DP: 2 HBP: 0	WP: 1 PB: 0 SB: 0 CS: 0		
PITCHER	IP	WLS	BF	H	R	ER	SO	BB	IBB	HBP	BLK	WP	HR	S	P	ERA	WHIP					ERA	WHIP
Phil Niekro, R (1, 1) ERA: 3.92	8.0		33	10	4	4	4	1	0	0	0	1	1	40	44	4.50	1.375						
Claude Raymond, R (9, 1) ERA: 1.1	1.0	W	6	3	1	1	0	0	0	0	0	0	0	6	6	9.00	3.000						

WP	1	PA	39
PB	0		
SB	0		
CS	0		

Batter	1	2	3	4	5	6	7	8	9	AB	R	H	RBI	BB	SO	LOB
Felipe Alou, R OBP: 0.371, SLG: 0.513 (1, 8)	0-0 CS 1B	0-0 F6			0-0 F6		0-0 L6-3		0-0 1B	5	0	2	1	0	0	1
Sonny Jackson, L OBP: 0.267, SLG: 0.248 (1, 6)	0-3 K 1-2	0-0 F9			0-0 L4-3		0-0 L3-1			4	0	0	0	0	1	2
Hank Aaron, R OBP: 0.371, SLG: 0.521 (1, 9)	4-0 BLK BB				0-0 L6-3		0-3 K2-3		0-0 L6-3	3	0	0	0	1	1	0
Tito Francona, L OBP: 0.427, SLG: 0.435 (1, 7)	0-3 K 1-2				0-0 F7		0-3 K		0-3 K	3	0	0	0	0	2	1
Mike Lum, L OBP: 0.250, SLG: 0.268 (7, 7)										1	0	0	0	0	1	0
Joe Torre, R OBP: 0.250, SLG: 0.348 (1, 3)					0-3 K		0-0 HR		0-0 F8	4	2	2	1	0	1	0
Deron Johnson, R OBP: 0.192, SLG: 0.208 (9, 3)										0	0	0	0	0	0	0
Clete Boyer, R OBP: 0.263, SLG: 0.315 (1, 5)					0-0 F8		1-0 1B HBP		0-3 K	2	1	1	0	0	0	0
Woody Woodward, R OBP: 0.111, SLG: 0.111 (6, PR)										1	1	0	0	0	1	0
Bob Tillman, R OBP: 0.238, SLG: 0.309 (1, 2)					0-0 F8		0-0 1B		0-0 1B	4	1	3	1	0	0	0
Marty Martinez, S OBP: 0.222, SLG: 0.192 (9, PR)							1-2 1B			0	1	0	0	0	0	0
Felix Millan, R OBP: 0.308, SLG: 0.303 (1, 4)					0-0 L4-3		0-0 1B		0-0 1B	4	0	3	1	0	0	0
Phil Niekro, R OBP: 0.118, SLG: 0.294 (1, 1)							1-2 2-H 1B		0-0 1B	2	0	0	1	0	1	2
Claude Raymond, R OBP: 0.352, SLG: 0.312 (9, PH)					0-3 K		0-0 L6-3		4-0 1B	0	0	0	0	0	0	0
Sandy Valdespino, L OBP: 0.352, SLG: 0.312 (9, PH)									1-2 3-H IBB	0	0	0	0	0	1	0

Inning Stats	R: 0	H: 1	E: 0	K: 2	S: 7	H: 1	LOB: 1	BB: 1	P: 11	R: 3	H: 4	E: 1	K: 0	S: 7	H: 0	LOB: 0	BB: 0	P: 7	R: 0	H: 0	E: 0	K: 1	S: 5	H: 0	LOB: 0	BB: 0	P: 5	R: 0	H: 0	E: 0	K: 1	S: 5	R: 2	H: 3	E: 0	K: 2	S: 10	H: 0	LOB: 0	BB: 0	P: 3	R: 0	H: 0	E: 0	K: 0	S: 3	H: 0	LOB: 0	BB: 0	P: 7	R: 1	H: 3	E: 0	K: 0	S: 3	H: 3	LOB: 3	BB: 1	P: 7	1B: 9	SF: 0	2B: 1	SAC: 1	3B: 0	DP: 0	HR: 1	HBP: 1	WP: 0	PA: 37
--------------	------	------	------	------	------	------	--------	-------	-------	------	------	------	------	------	------	--------	-------	------	------	------	------	------	------	------	--------	-------	------	------	------	------	------	------	------	------	------	------	-------	------	--------	-------	------	------	------	------	------	------	------	--------	-------	------	------	------	------	------	------	------	--------	-------	------	-------	-------	-------	--------	-------	-------	-------	--------	-------	--------

PITCHER	IP	WLS	BF	H	R	ER	SO	BB	IBB	HBP	BLK	WP	HR	S	P	ERA	WHIP
Juan Marichal, R ERA: 3.44 (1, 1)	8.0		33	8	5	4	8	1	0	1	1	0	1	47	52	4.50	1.125
Frank Linzy, R ERA: 2.49 (9, 1)	0.0	L	4	3	1	1	0	0	1	0	0	0	0	3	7	∞	∞


BOTTOM

San Francisco Giants @ Atlanta Braves
Atlanta Stadium, Atlanta, GA

Mon May 20 1968, 7:05 PM EDT
Att. 27,160 - Unknown

livebaseballscorecards.com

AB	33
R	6
H	11
RBI	5
BB	2
SO	8
LOB	6



Batter	1	2	3	4	5	6	7	8	9	AB R H RBI BB SO LOB	TOP														
Ron Hunt, R (1, 4) OBP: 0.322, SLG: 0.223	4-0 FC4-6 BB	0-0 F8			0-0 F8		0-0 4-3		0-0 FC6-4 1-2f	4 0 0 0 1 0 3	<p>San Francisco Giants @ Atlanta Braves Atlanta Stadium, Atlanta, GA</p> <p>Tue May 21 1968, 7:05 PM EDT Att. 9,311 - Unknown</p> <p>livebaseballscorecards.com</p> <table border="0"> <tr><td>AB</td><td>33</td></tr> <tr><td>R</td><td>6</td></tr> <tr><td>H</td><td>7</td></tr> <tr><td>RBI</td><td>5</td></tr> <tr><td>BB</td><td>4</td></tr> <tr><td>SO</td><td>6</td></tr> <tr><td>LOB</td><td>12</td></tr> </table> <p></p>	AB	33	R	6	H	7	RBI	5	BB	4	SO	6	LOB	12
AB	33																								
R	6																								
H	7																								
RBI	5																								
BB	4																								
SO	6																								
LOB	12																								
Frank Johnson, R (1, 5) OBP: 0.298, SLG: 0.333	0-0 FC4-6 1-2f BB HR		0-0 3B 1B		0-0 4-3		0-3 K		0-3 K	4 2 1 0 0 1 1															
Ty Cline, L (1, 3) OBP: 0.229, SLG: 0.186	4-0 1-2 HR BB		0-0 1-H WP 3B		4-0 BB		0-0 L4-3			2 2 1 1 2 0 0															
Willie Mays, R (1, 8) OBP: 0.340, SLG: 0.507	0-0 F9		0-0 F3 3-H		0-0 5-3		0-3 K			4 0 0 0 0 1 3															
Jim Ray Hart, R (1, 7) OBP: 0.376, SLG: 0.594	0-0 1-H 2-H HR		0-0 F4		0-0 5-3			4-0 1B 1B BB		3 2 1 3 1 0 0															
Dick Dietz, R (1, 2) OBP: 0.333, SLG: 0.389	0-3 K		0-0 F9		0-0 F9			0-0 1B 1-2 FC4-2 1B		4 0 1 0 0 1 0															
Jesus Alou, R (1, 9) OBP: 0.267, SLG: 0.298		0-0 CS 1B		0-0 6-3		0-0 6-3		0-0 FC6-4 FC4-2 1B 1-3 2-H		4 0 2 1 0 0 0															
Hal Lanier, R (1, 6) OBP: 0.234, SLG: 0.271		0-0 1-2 1-3 1B		0-0 5-3		0-3 K		0-0 FC4-2 FC6-4 1-2 3-H		4 0 1 0 0 1 2															
Ray Sadecki, L (1, 1) OBP: 0.207, SLG: 0.192		0-0 1-3		0-3 K		0-3 K		0-0 FC6-4 FC6-4 1-2f 2-3		3 0 0 0 0 2 1															
Bobby Bolin, R (7, 1)										0 0 0 0 0 0 0															
Jim Davenport, R (9, PH) OBP: 0.296, SLG: 0.264										1 0 0 0 0 0 2															
Frank Linzy, R (9, 1)										0 0 0 0 0 0 0															
Inning Stats	R: 3 E: 0 K: 1 S: 6	H: 1 LOB: 0 BB: 2 P: 14	R: 0 E: 0 K: 0 S: 4	H: 2 LOB: 1 BB: 0 P: 4	R: 2 E: 0 K: 0 S: 5	H: 2 LOB: 0 BB: 0 P: 5	R: 0 E: 0 K: 1 S: 5	H: 0 LOB: 0 BB: 0 P: 5	R: 0 E: 0 K: 0 S: 3	H: 0 LOB: 1 BB: 1 P: 7	R: 0 E: 0 K: 2 S: 7	H: 0 LOB: 0 BB: 0 P: 7	R: 0 E: 0 K: 2 S: 7	H: 0 LOB: 0 BB: 0 P: 7	R: 1 E: 0 K: 0 S: 5	H: 2 LOB: 2 BB: 1 P: 9	1B: 5 2B: 0 3B: 1 HR: 1	SF: 0 SAC: 0 DP: 0 HBP: 0	WP: 1 PB: 0 SB: 0 CS: 1	PA: 37					
PITCHER	IP WLS BF H R ER SO BB IBB HBP BLK WP HR S P ERA WHIP																								
Jim Britton, R (1, 1) ERA: 2.5	2.0 L 12 5 5 5 1 2 0 0 0 0 1 12 20 22.50 3.500																								
Tony Cloninger, R (3, 1) ERA: 2.77	3.0 10 0 0 0 1 1 0 0 0 0 1 0 11 15 0.00 0.333																								
Clay Carroll, R (6, 1) ERA: 2.87	2.0 6 0 0 0 2 0 0 0 0 0 0 0 10 10 0.00 0.000																								
Cecil Upshaw, R (8, 1) ERA: 3.47	2.0 9 2 1 1 2 1 0 0 0 0 0 0 12 16 4.50 1.500																								

Batter	1	2	3	4	5	6	7	8	9	AB	R	H	RBI	BB	SO	LOB
Felipe Alou, R OBP: 0.366, SLG: 0.503 (1, 8) X	0-0 L5-3 ①			X 0-0 1B 1B	X 0-0 L5-3 ③		X 0-0 F8 ②		X 0-0 L6-3 ③	5	0	1	0	0	0	3
Felix Millan, R OBP: 0.306, SLG: 0.309 (1, 4) X	0-0 F8 ②			X 0-0 F9 ①		X 0-0 L5-3 ① X	0-0 2B 2B			4	1	1	0	0	0	1
Hank Aaron, R OBP: 0.374, SLG: 0.527 (1, 9) X	0-0 L5-3 ③			X 0-0 L4-6-3 1B 1-2		S S 0-3 K ② X	0-0 2B 2B			4	0	2	2	0	1	0
Joe Torre, R OBP: 0.250, SLG: 0.333 (1, 3) X		X 0-0 L4-3 ①		X 0-0 L4-6-3 ② ③		X 0-0 BB 1B	S S 0-3 K ③			4	0	1	0	0	1	3
Deron Johnson, R OBP: 0.207, SLG: 0.253 (1, 5) X		X 0-0 F7 ②			X 0-0 HR	B B B 4-0 FC6-4 BB		X 0-0 F6 ①		3	1	1	1	1	0	0
Tommie Aaron, R OBP: 0.378, SLG: 0.431 (1, 7) X		X 0-0 F9 ③		S 0-1 CI L3 1B		X 0-0 FC6-4 ③		X 0-0 L1-6-3 ②		3	0	0	0	0	0	2
Bob Tillman, R OBP: 0.229, SLG: 0.296 (1, 2) X			X 0-0 F8 ①		X 0-0 F4 ①		X 0-0 L5-3 ① X	0-0 L5-3 ③		4	0	0	0	0	0	1
Woody Woodward, R OBP: 0.250, SLG: 0.333 (1, 6) S S			0-3 K ②		X 0-0 L3 1B 1-2		X 0-0 1B 2B		X 0-0 L1-3 ①	3	1	2	0	0	1	0
Mike Lum, L OBP: 0.244, SLG: 0.262 (9, PH)					X 0-0 L3 1B 1-2		X 0-0 2B 2B		X 0-0 L5-3 ②	1	0	0	0	0	0	0
Jim Britton, R OBP: 0.480, SLG: 0.400 (1, 1) X			0-0 L6-3 ③		X 0-0 L3 1B 1-2 2-3		X 0-0 2B 2B 1B		X 0-0 L5-3 ②	0	0	0	0	0	0	0
Tony Cloninger, R OBP: 0.348, SLG: 0.308 (3, 1) X										1	0	0	0	0	0	0
Sandy Valdespino, L OBP: 0.348, SLG: 0.308 (5, PH) X										1	0	0	0	0	0	2
Clay Carroll, R OBP: 0.434, SLG: 0.444 (6, 1) X										0	0	0	0	0	0	0
Tito Francona, L OBP: 0.434, SLG: 0.444 (7, PH) X										1	1	1	1	0	0	0
Cecil Upshaw, R OBP: 0.265, SLG: 0.247 (8, 1) X										0	0	0	0	0	0	0
Sonny Jackson, L OBP: 0.265, SLG: 0.247 (9, PH) X										1	0	0	0	0	0	0

Inning Stats	R: 0	H: 0	E: 0	LOB: 0	K: 0	BB: 0	S: 3	P: 3	R: 0	H: 0	E: 0	LOB: 0	K: 0	BB: 0	S: 3	P: 3	R: 0	H: 2	E: 0	LOB: 1	K: 0	BB: 0	S: 4	P: 4	R: 1	H: 2	E: 1	LOB: 2	K: 0	BB: 0	S: 6	P: 6	R: 0	H: 1	E: 0	LOB: 2	K: 1	BB: 1	S: 6	P: 10	R: 3	H: 4	E: 0	LOB: 1	K: 1	BB: 0	S: 9	P: 9	R: 0	H: 0	E: 0	LOB: 0	K: 0	BB: 0	S: 3	P: 3	R: 0	H: 0	E: 0	LOB: 0	K: 0	BB: 0	S: 3	P: 3	R: 0	H: 0	E: 0	LOB: 0	K: 0	BB: 0	S: 3	P: 3	1B: 5	SF: 0	2B: 3	SAC: 0	3B: 0	DP: 1	HR: 1	HBP: 0	WP: 0	PA: 37	PB: 0	SB: 0	CS: 0
--------------	------	------	------	--------	------	-------	------	------	------	------	------	--------	------	-------	------	------	------	------	------	--------	------	-------	------	------	------	------	------	--------	------	-------	------	------	------	------	------	--------	------	-------	------	-------	------	------	------	--------	------	-------	------	------	------	------	------	--------	------	-------	------	------	------	------	------	--------	------	-------	------	------	------	------	------	--------	------	-------	------	------	-------	-------	-------	--------	-------	-------	-------	--------	-------	--------	-------	-------	-------

PITCHER	IP	WLS	BF	H	R	ER	SO	BB	IBB	HBP	BLK	WP	HR	S	P	ERA	WHIP
Ray Sadecki, L ERA: 1.82 (1, 1)	6.2	W	29	8	4	4	2	1	0	0	0	0	1	32	36	5.40	1.350
Bobby Bolin, R ERA: 2.93 (7, 1)	1.1		5	1	0	0	1	0	0	0	0	0	0	7	7	0.00	0.750
Frank Linzy, R ERA: 2.38 (9, 1)	1.0	S	3	0	0	0	0	0	0	0	0	0	0	3	3	0.00	0.000


BOTTOM

San Francisco Giants @ Atlanta Braves
Atlanta Stadium, Atlanta, GA

Tue May 21 1968, 7:05 PM EDT
Att: 9,311 - Unknown

livebaseballscorecards.com

AB	35
R	4
H	9
RBI	4
BB	1
SO	3
LOB	12



Batter	1	2	3	4	5	6	7	8	9	AB R H RBI BB SO LOB	TOP																			
Ron Hunt, R OBP: 0.321, SLG: 0.224 (1, 4) X	0-0 F9		0-0 1-3			0-0 G3			0-0 SH1-4 1B	4 1 1 0 0 0 0	San Francisco Giants @ Atlanta Braves Atlanta Stadium, Atlanta, GA Wed May 22 1968, 7:05 PM EDT Att: 15,097 - Unknown livebaseballscorecards.com																			
Frank Johnson, R OBP: 0.300, SLG: 0.333 (1, 5) S S S	0-3 K		0-0 6-3			0-0 1B			0-0 SH1-4 1-2	3 0 1 0 0 1 0																				
Ty Cline, L OBP: 0.231, SLG: 0.191 (1, 3) X	0-0 1B				0-0 L8				0-0 L6	4 0 1 0 0 0 2																				
Willie Mays, R OBP: 0.338, SLG: 0.500 (1, 8) X	0-0 F9				0-3 K				0-0 2-H 1B	4 0 1 1 0 2 1																				
Jim Ray Hart, R OBP: 0.372, SLG: 0.577 (1, 7) X		0-0 F7			0-3 K				4-0 IBB	3 0 0 0 1 1 0																				
Dick Dietz, R OBP: 0.302, SLG: 0.350 (1, 2) X		0-0 F6			0-0 5-3				0-0 F2	4 0 0 0 0 0 2																				
Jesus Alou, R OBP: 0.261, SLG: 0.291 (1, 9) X		0-0 4-3			0-0 6-3				0-0 6-3	3 0 0 0 0 0 0																				
Hal Lanier, R OBP: 0.237, SLG: 0.291 (1, 6) X			0-0 SF7 3B			0-0 F9			0-0 1-3	3 1 1 0 0 0 0																				
Mike McCormick, L OBP: 0.182, SLG: 0.105 (1, 1) X			0-0 SF7 3-H			0-3 K			0-0 2-3	2 0 0 1 0 1 0																				
Inning Stats	R: 0 E: 0 K: 1 S: 6	H: 1 LOB: 1 BB: 0 P: 6	R: 0 E: 0 K: 0 S: 3	H: 0 LOB: 0 BB: 0 P: 3	R: 1 E: 0 K: 0 S: 4	H: 1 LOB: 0 BB: 0 P: 4	R: 0 E: 0 K: 2 S: 7	H: 0 LOB: 0 BB: 0 P: 7	R: 0 E: 0 K: 0 S: 3	H: 0 LOB: 0 BB: 0 P: 3	R: 0 E: 0 K: 1 S: 5	H: 0 LOB: 0 BB: 0 P: 5	R: 0 E: 0 K: 0 S: 3	H: 0 LOB: 0 BB: 0 P: 3	R: 1 E: 0 K: 0 S: 5	H: 2 LOB: 2 BB: 1 P: 9	1B: 4 2B: 0 3B: 1 HR: 0	SF: 1 SAC: 1 DP: 0 HBP: 0	WP: 0 PB: 0 SB: 0 CS: 0	PA: 33										
PITCHER Pat Jarvis, R ERA: 1.82 (1, 1)	IP 9.0	WLS L	BF 33	H 5	R 2	ER 2	SO 5	BB 0	IBB 1	HBP 0	BLK 0	WP 0	HR 0	S 42	P 46	ERA 2.00	WHIP 0.556													
											PITCHER	IP	WLS	BF	H	R	ER	SO	BB	IBB	HBP	BLK	WP	HR	S	P	ERA	WHIP		

AB	30
R	2
H	5
RBI	2
BB	1
SO	5
LOB	5



Batter	1	2	3	4	5	6	7	8	9	AB R H RBI BB SO LOB
Felipe Alou, R <small>OBP: 0.369, SLG: 0.506</small> (1, 8) X	0-0 1B 2B		0-0 F9			4-0 FC4-6 BB			0-0 F5	3 1 1 0 1 0 0
Felix Millan, R <small>OBP: 0.299, SLG: 0.301</small> (1, 4) X	0-0 F9		0-0 L6-3			0-0 FC4-6 1-2f			0-0 F7	4 0 0 0 0 0 2
Hank Aaron, R <small>OBP: 0.366, SLG: 0.513</small> (1, 9) X	0-0 F5			0-0 F8		0-0 F7			0-0 L6-3	4 0 0 0 0 0 2
Joe Torre, R <small>OBP: 0.258, SLG: 0.333</small> (1, 3) X	0-0 2-H 1B			0-0 F9			0-0 F8			3 0 1 1 0 0 0
Deron Johnson, R <small>OBP: 0.200, SLG: 0.244</small> (1, 5) S S S	0-3 K			0-3 K			0-0 L3-1			3 0 0 0 0 2 1
Tommie Aaron, R <small>OBP: 0.377, SLG: 0.426</small> (1, 7) X		0-0 F3			0-0 L6-4-3 1B		0-0 F8			3 0 1 0 0 0 0
Bob Tillman, R <small>OBP: 0.222, SLG: 0.287</small> (1, 2) S S S		0-3 K			0-0 L6-4-3 1-2			0-0 F7		3 0 0 0 0 1 1
Woody Woodward, R <small>OBP: 0.200, SLG: 0.267</small> (1, 6) X		0-0 L6-3			0-0 F3			0-0 L4-3		3 0 0 0 0 0 0
Pat Jarvis, R <small>OBP: 0.154, SLG: 0.120</small> (1, 1) X			0-0 L3			0-3 K		0-3 K		3 0 0 0 0 2 0

Inning Stats	R: 1 H: 2 E: 0 K: 1 S: 7	H: 2 LOB: 1 BB: 0 P: 7	R: 0 H: 0 E: 0 K: 1 S: 5	H: 0 LOB: 0 BB: 0 P: 5	R: 0 H: 0 E: 0 K: 0 S: 3	H: 0 LOB: 0 BB: 0 P: 3	R: 0 H: 1 E: 0 K: 0 S: 3	H: 1 LOB: 0 BB: 0 P: 3	R: 0 H: 0 E: 0 K: 1 S: 5	H: 0 LOB: 1 BB: 1 P: 9	R: 0 H: 0 E: 0 K: 0 S: 3	H: 0 LOB: 0 BB: 0 P: 3	R: 0 H: 0 E: 0 K: 1 S: 5	H: 0 LOB: 0 BB: 0 P: 5	R: 0 H: 0 E: 0 K: 0 S: 3	H: 0 LOB: 0 BB: 0 P: 3	1B: 2 SF: 0 2B: 1 SAC: 0 3B: 0 DP: 1 HR: 0 HBP: 0
PITCHER Mike McCormick, L <small>ERA: 3.33</small> (1, 1)	IP 9.0 WLS W BF 30 H 3 R 1 ER 1 SO 5	BB 1 IBB 0 HBP 0 BLK 0	WP 0 HR 0 S 39 P 43	ERA 1.00 WHIP 0.444													WP: 0 PA: 30 PB: 0 SB: 0 CS: 0

BOTTOM

San Francisco Giants @ Atlanta Braves
 Atlanta Stadium, Atlanta, GA

Wed May 22 1968, 7:05 PM EDT
 Att. 15,097 - Unknown

livebaseballscorecards.com

AB	29
R	1
H	3
RBI	1
BB	1
SO	5
LOB	6

Batter	1	2	3	4	5	6	7	8	9	AB R H RBI BB SO LOB	TOP						
Ron Hunt, R OBP: 0.329, SLG: 0.237 (1, 4) X	0-0 FC5-4 1B	0-0 F8		0-0 F8			0-0 1B 2B 1B		0-0 L4-3 SH2-4 PB 1B	5 2 3 0 0 0 1							
Frank Johnson, R OBP: 0.302, SLG: 0.333 (1, 5) X	0-0 FC5-4 1B 1-2f		0-0 E WP 2B 1B		0-0 F8		0-0 2B SF9 1B		0-0 SH2-4	3 1 1 0 0 0 1 1 1 1 0 0 0 0							
Jim Davenport, R OBP: 0.302, SLG: 0.271 (6, 5)																	
Ty Cline, L OBP: 0.263, SLG: 0.269 (1, 3) X	0-0 1-3 1B		0-0 L8		0-0 2B		0-0 SF9 1-3 2B		0-0 L4-3	5 0 3 1 0 0 2							
Willie Mays, R OBP: 0.340, SLG: 0.489 (1, 8) X	0-0 F6		0-0 F8		0-0 F3		3-H 4-0 IBB		4-0 BB	3 0 0 0 2 0 4							
Jim Ray Hart, R OBP: 0.365, SLG: 0.561 (1, 7) X	4-0 IBB		0-0 E5 1-3 2B		0-0 4-3		0-0 SF9		0-0 1-3	3 1 0 1 1 0 3							
Dick Dietz, R OBP: 0.298, SLG: 0.364 (1, 2) X	0-0 4-3		0-0 1-H 3-H 2B				0-0 F5		0-0 F8	4 0 1 2 0 0 5							
Jesus Alou, R OBP: 0.252, SLG: 0.281 (1, 9) X		0-0 F7	0-0 F8				0-0 F8		0-3 K	4 0 0 0 0 1 1							
Hal Lanier, R OBP: 0.229, SLG: 0.281 (1, 6) X		0-0 F4		0-0 5-3			0-0 F7		0-0 F8	4 0 0 0 0 0 0							
Gaylord Perry, R OBP: 0.160, SLG: 0.160 (1, 1) X		0-0 1B		0-0 4-3			0-0 F7		0-0 1-3	4 0 1 0 0 0 0 0 0 0 0 0 0 0							
Frank Linzy, R (8, 1)																	
Inning Stats	R: 0 E: 0 K: 0 S: 5 H: 2 LOB: 3 BB: 1 P: 9	R: 0 E: 0 K: 0 S: 4 H: 1 LOB: 1 BB: 0 P: 4	R: 2 E: 1 K: 0 S: 6 H: 2 LOB: 1 BB: 0 P: 6	R: 0 E: 0 K: 0 S: 3 H: 0 LOB: 0 BB: 0 P: 3	R: 0 E: 0 K: 0 S: 4 H: 1 LOB: 1 BB: 0 P: 4	R: 0 E: 0 K: 0 S: 3 H: 0 LOB: 0 BB: 0 P: 3	R: 2 E: 0 K: 0 S: 6 H: 3 LOB: 2 BB: 1 P: 10	R: 0 E: 0 K: 1 S: 5 H: 0 LOB: 0 BB: 0 P: 5	R: 1 E: 0 K: 0 S: 4 H: 1 LOB: 1 BB: 1 P: 8	1B: 7 2B: 3 3B: 0 HR: 0 SF: 1 SAC: 1 DP: 0 HBP: 0	WP: 1 PB: 1 SB: 0 CS: 0 PA: 41						
PITCHER	IP WLS BF H R ER SO BB IBB HBP BLK WP HR S P ERA WHIP																
Ken Johnson, R (1, 1) ERA: 2.54	6.1		30	9	4	2	0	0	1	0	0	1	0	29	33	2.84	1.421
Claude Raymond, R (7, 1) ERA: 1.06	0.2		3	0	0	0	0	0	1	0	0	0	0	2	6	0.00	0.000
Cecil Upshaw, R (8, 1) ERA: 3.24	1.2	L	7	1	1	0	1	1	0	0	0	0	0	8	12	0.00	1.200
Clay Carroll, R (9, 1) ERA: 2.81	0.1		1	0	0	0	0	0	0	0	0	0	0	1	1	0.00	0.000

San Francisco Giants @ Atlanta Braves
Atlanta Stadium, Atlanta, GA
Thu May 23 1968, 7:05 PM EDT
Att: 15,163 - Unknown

livebaseballscorecards.com

AB	36
R	5
H	10
RBI	4
BB	3
SO	1
LOB	17



Batter	1	2	3	4	5	6	7	8	9	AB	R	H	RBI	BB	SO	LOB
Felipe Alou, R OBP: 0.359, SLG: 0.491 (1, 8) X	0-0 L1-3 ①		0-3 K ③		0-0 L5-3 ③			0-0 F8 ① X	0-0 L1-3 ①	5	0	0	0	0	1	2
Tito Francona, L OBP: 0.420, SLG: 0.426 (1, 7) X	0-0 L5-3 ②			0-0 F8 ①		0-0 F7 ①		0-0 3B 1B	0-0 F5 ②	5	1	1	0	0	0	1
Hank Aaron, R OBP: 0.361, SLG: 0.516 (1, 9) S S	0-3 K2-3 ③			0-0 L5-3 ②		0-0 F4 ②		0-0 1B 3B	0-0 F9 ③	5	1	1	1	0	1	1
Joe Torre, R OBP: 0.343, SLG: 0.500 (1, 3) X		0-0 1B 1B		0-0 HR		0-0 FC6-4 1B		0-0 BB 1B 1B		4	1	4	2	0	0	0
Deron Johnson, R OBP: 0.202, SLG: 0.244 (1, 5) S S		0-3 K ①		0-0 L4-3 ③		0-0 FC6-4 ③		0-0 BB 1B		4	0	1	0	0	1	2
Sonny Jackson, L OBP: 0.271, SLG: 0.253 (1, 6) X		0-0 L6-4-3 1B			0-0 1B S L4-3 1B		0-0 L5-3 ① X	0-0 F7 ②		4	1	2	0	0	0	2
Bob Tillman, R OBP: 0.234, SLG: 0.291 (1, 2) X		0-0 L6-4-3 ② ③			4-0 L4-3 1B BB		0-0 FC4-6 1B	4-0 FC6-4 BB		2	0	1	0	1	0	2
Marty Martinez, S OBP: 0.250, SLG: 0.192 (7, PR) (8, 2)		1-2			1-2 BB		0-0 FC4-6 1B	1-2 2-3 BB		0	0	0	0	1	0	0
Felix Millan, R OBP: 0.298, SLG: 0.299 (1, 4) X			0-0 L6-3 ①		0-0 L4-3 1B		0-0 FC4-6 ② X	0-0 FC6-4 ③		4	0	1	0	0	0	4
Ken Johnson, R OBP: 0.111, SLG: 0.111 (1, 1) X			0-0 L6-3 ②		0-0 L4-3 ① ②		0-0 F6 ③		0-0 2B	2	0	0	0	0	0	2
Claude Raymond, R OBP: 0.344, SLG: 0.304 (7, PH) (8, 1)					1-2 2-3 3-H					0	0	0	0	0	0	0
Cecil Upshaw, R OBP: 0.261, SLG: 0.302 (9, PH) (9, 1)										1	0	1	0	0	0	0

Inning Stats	R: 0	H: 0	E: 0	K: 1	S: 5	P: 5	R: 0	H: 2	E: 0	K: 1	S: 6	R: 0	H: 0	E: 0	K: 1	S: 5	R: 1	H: 1	E: 0	K: 0	S: 4	R: 1	H: 2	E: 0	K: 0	S: 4	R: 0	H: 1	E: 0	K: 0	S: 4	R: 0	H: 1	E: 0	K: 0	S: 4	R: 2	H: 4	E: 0	K: 0	S: 7	R: 0	H: 1	E: 0	K: 0	S: 4	1B: 9	SF: 0	2B: 1	SAC: 0	3B: 1	DP: 2	HR: 1	HBP: 0	WP: 0	PA: 39
--------------	------	------	------	------	------	------	------	------	------	------	------	------	------	------	------	------	------	------	------	------	------	------	------	------	------	------	------	------	------	------	------	------	------	------	------	------	------	------	------	------	------	------	------	------	------	------	-------	-------	-------	--------	-------	-------	-------	--------	-------	--------

PITCHER	IP	WLS	BF	H	R	ER	SO	BB	IBB	HBP	BLK	WP	HR	S	P	ERA	WHIP
Gaylord Perry, R ERA: 3.06 (1, 1)	7.1		31	10	4	4	3	1	0	0	0	0	0	36	40	4.91	1.500
Frank Linzy, R ERA: 2.22 (8, 1)	1.2	W	8	2	0	0	0	1	0	0	0	0	0	7	11	0.00	1.800

BOTTOM

San Francisco Giants @ Atlanta Braves
Atlanta Stadium, Atlanta, GA

Thu May 23 1968, 7:05 PM EDT
Att. 15,163 - Unknown

AB	37
R	4
H	12
RBI	3
BB	2
SO	3
LOB	17

livebaseballscorecards.com

Braves

Batter	1	2	3	4	5	6	7	8	9	AB R H RBI BB SO LOB	TOP											
Ron Hunt, R OBP: 0.337, SLG: 0.250 (1, 4) X	0-0 E4 SH3 1B 1B	0-0 G1-6-3 2-H 1B			0-0 FC 1B	0-0 FC4-6 1-2f 2-3		0-0 5-3		5 1 3 1 0 0 3	<p style="text-align: center;">San Francisco Giants @ Chicago Cubs Wrigley Field, Chicago, IL</p> <p style="text-align: center;">Fri May 24 1968, 3:33 AM CDT Att. 5,930 - Sunny - 58 F</p>											
Jim Davenport, R OBP: 0.292, SLG: 0.261 (1, 5) X	0-0 SH3 2-3	0-0 G1-6-3 1-2f			0-0 FC 1-2	0-0 F8		0-0 F7		4 0 0 0 0 0 5												
Willie Mays, R OBP: 0.342, SLG: 0.486 (1, 8) X	0-0 S 1B 3-H 1B				0-0 F8					5 0 2 1 0 0 2												
Jim Ray Hart, R OBP: 0.366, SLG: 0.554 (1, 7) X	0-0 BB 1-2 1B				0-0 F4					5 0 2 0 0 1 2												
Jack Hiatt, R OBP: 0.354, SLG: 0.358 (1, 3) B B B B	4-0 FC6 1-2 2-3 BB				0-3 K					3 1 1 0 2 1 2												
Dick Dietz, R OBP: 0.308, SLG: 0.354 (1, 2) S S S	0-3 K				0-0 F9					4 1 1 0 1 1 5												
Jesus Alou, R OBP: 0.252, SLG: 0.280 (1, 9) X	0-0 FC6 1-2f				0-0 4-3					4 0 1 0 0 0 5												
Hal Lanier, R OBP: 0.238, SLG: 0.282 (1, 6) B B B B		4-0 SH1-4 1B BB			0-0 4-3					3 1 1 2 1 0 0												
Juan Marichal, R OBP: 0.139, SLG: 0.167 (1, 1) X		0-0 SH1-4 1-2			0-0 5-3					3 0 1 0 0 0 2												
Inning Stats	R: 1 E: 1 K: 1 S: 8	H: 3 LOB: 3 BB: 1 P: 12	R: 1 E: 0 K: 0 S: 3	H: 1 LOB: 0 BB: 1 P: 7	R: 0 E: 0 K: 1 S: 5	H: 0 LOB: 0 BB: 0 P: 5	R: 0 E: 0 K: 0 S: 3	H: 0 LOB: 0 BB: 0 P: 3	R: 0 E: 0 K: 1 S: 7	H: 1 LOB: 2 BB: 0 P: 7	R: 2 E: 0 K: 0 S: 5	H: 2 LOB: 2 BB: 2 P: 13	R: 0 E: 0 K: 0 S: 5	H: 2 LOB: 2 BB: 0 P: 5	R: 0 E: 0 K: 0 S: 4	H: 1 LOB: 1 BB: 0 P: 4	R: 0 E: 0 K: 0 S: 4	H: 2 LOB: 1 BB: 0 P: 4	1B: 11 2B: 2 3B: 0 HR: 0	SF: 0 SAC: 2 DP: 2 HBP: 0	WP: 0 PB: 0 SB: 1 CS: 0	PA: 42
PITCHER	IP WLS BF H R ER SO BB IBB HBP BLK WP HR S P ERA WHIP	IP WLS BF H R ER SO BB IBB HBP BLK WP HR S P ERA WHIP																				
Ken Holtzman, L ERA: 5.13 (1, 1)	5.0 L 26 7 4 4 3 4 0 0 0 0 0 28 44 7.20 2.200	1.0 3 0 0 0 0 0 0 0 0 0 0 0 3 3 0.00 0.000	1.0 5 2 0 0 0 0 0 0 0 0 0 0 5 5 0.00 2.000	2.0 8 3 0 0 0 0 0 0 0 0 0 0 8 8 0.00 1.500																		
Jack Lamabe, R ERA: 6.75 (6, 1)																						
Chuck Hartenstein, R ERA: 5.4 (7, 1)																						
Phil Regan, R ERA: 2.97 (8, 1)																						

AB	36
R	4
H	12
RBI	4
BB	4
SO	3
LOB	26



livebaseballscorecards.com

Batter	1	2	3	4	5	6	7	8	9	AB	R	H	RBI	BB	SO	LOB
Don Kessinger, S OBP: 0.333, SLG: 0.337 (1, 6)	0-0 G4-6-3 1B			0-0 F8		0-0 4-3		0-0 1B SF9		4	1	2	0	0	0	1
Glenn Beckert, R OBP: 0.276, SLG: 0.327 (1, 4)	0-0 F6			0-0 F4		0-3 K		0-0 1-3 2B 1B		4	0	1	0	0	1	2
Billy Williams, L OBP: 0.345, SLG: 0.485 (1, 7)	0-0 G4-6-3 1-2f			0-3 K			0-0 14 1B 1B	0-0 SF9		3	1	1	1	0	1	1
Ron Santo, R OBP: 0.355, SLG: 0.446 (1, 5)		0-3 K			0-3 K		0-0 F7	0-0 14 1B 1-H 2B		4	0	1	0	0	2	1
14 Ernie Banks, R OBP: 0.297, SLG: 0.439 (1, 3)		0-0 G3			0-0 F4		0-0 BB 1B 1-3 1B	0-0 FC6-4 2-3 1B		4	0	2	0	0	0	0
Lou Johnson, R OBP: 0.298, SLG: 0.408 (1, 9)		0-0 5-3			0-0 1B		0-0 BB 1B 1-2 3-H	0-0 FC6-4 1-2f		4	0	2	1	0	0	2
Randy Hundley, R OBP: 0.288, SLG: 0.346 (1, 2)			0-0 F9		0-0 4-3		4-0 BB BB BB BB 1-2 2-3 BB		0-0 6-3	3	0	0	0	1	0	1
Adolfo Phillips, R OBP: 0.276, SLG: 0.336 (1, 8)			0-0 F8			4-0 4-3 6-3 BB	0-3 K		0-0 6-3	3	0	0	0	1	1	3
Ken Holtzman, R OBP: 0.125, SLG: 0.125 (1, 1) Jack Lamabe, R (6, 1) Dick Nen, L OBP: 0.111, SLG: 0.294 (6, PH) Chuck Hartenstein, R (7, 1) Al Spangler, L OBP: 0.350, SLG: 0.389 (7, PH) Phil Regan, R OBP: 0.250, SLG: 0.250 (8, 1) Jim Hickman, R (9, PH)			0-3 K			0-0 6-3	0-0 F6		0-0 F4	1	0	0	0	0	1	0

BOTTOM

San Francisco Giants @ Chicago Cubs
Wrigley Field, Chicago, IL
Fri May 24 1968, 3:33 AM CDT
Att. 5,930 - Sunny - 58 F

AB	33
R	2
H	9
RBI	2
BB	2
SO	6
LOB	15



Inning Stats	R: 0 E: 0 K: 0 S: 3	H: 1 LOB: 0 BB: 0 P: 3	R: 0 E: 0 K: 1 S: 5	H: 0 LOB: 0 BB: 0 P: 5	R: 0 E: 0 K: 1 S: 5	H: 0 LOB: 0 BB: 0 P: 5	R: 0 E: 0 K: 1 S: 5	H: 1 LOB: 1 BB: 0 P: 6	R: 0 E: 0 K: 1 S: 5	H: 0 LOB: 1 BB: 1 P: 9	R: 1 E: 0 K: 1 S: 8	H: 3 LOB: 3 BB: 1 P: 12	R: 1 E: 0 K: 0 S: 6	H: 4 LOB: 2 BB: 0 P: 6	R: 0 E: 0 K: 0 S: 3	H: 0 LOB: 0 BB: 0 P: 3	1B: 8 2B: 1 3B: 0 HR: 0	SF: 1 SAC: 0 DP: 1 HBP: 0	WP: 0 PB: 0 SB: 0 CS: 0	PA: 36
--------------	------------------------------	---------------------------------	------------------------------	---------------------------------	------------------------------	---------------------------------	------------------------------	---------------------------------	------------------------------	---------------------------------	------------------------------	----------------------------------	------------------------------	---------------------------------	------------------------------	---------------------------------	----------------------------------	------------------------------------	----------------------------------	--------

PITCHER	IP	WLS	BF	H	R	ER	SO	BB	IBB	HBP	BLK	WP	HR	S	P	ERA	WHIP
Juan Marichal, R ERA: 3.3 (1, 1)	9.0	W	36	9	2	2	6	2	0	0	0	0	0	46	54	2.00	1.222

Batter	1	2	3	4	5	6	7	8	9	AB R H RBI BB SO LOB	TOP																					
Ron Hunt, R OBP: 0.335, SLG: 0.250 (1, 4) X	0-0 1-3		0-0 1B			0-0 1-3			0-0 4-3	4 0 1 0 0 0 0																						
Jim Davenport, R OBP: 0.282, SLG: 0.252 (1, 5) X	0-0 F7		0-0 F5			0-0 5-3			0-0 6-3	4 0 0 0 0 0 1																						
Ty Cline, L OBP: 0.250, SLG: 0.255 (1, 3) X (5, 8)	0-0 L3			0-0 L6					0-0 L4-3	3 0 0 0 0 0 0																						
Willie Mays, R OBP: 0.337, SLG: 0.480 Jack Hiatt, R OBP: 0.361, SLG: 0.366 (1, 8) X (5, 3)		0-0 F3		0-3 K					0-0 G5-4-3 1B	2 0 0 0 0 1 0 1 0 1 0 0 0 0																						
Jim Ray Hart, R OBP: 0.366, SLG: 0.544 (1, 7)		4-0 BB		0-0 6-3					0-0 G5-4-3 1-2f	2 0 0 0 1 0 1																						
Dick Dietz, R OBP: 0.309, SLG: 0.353 (1, 2)		0-3 K			0-0 6-3				0-0 G6-4-3 1B	3 0 1 0 0 1 1																						
Jesus Alou, R OBP: 0.246, SLG: 0.273 (1, 9)		0-3 K2-3			0-0 F8				0-0 F9	3 0 0 0 0 1 2																						
Hal Lanier, R OBP: 0.232, SLG: 0.275 (1, 6)			0-0 F8		0-0 F8				0-0 G6-4-3 1-2f	3 0 0 0 0 0 1																						
Ray Sadecki, L OBP: 0.194, SLG: 0.179 Dave Marshall, L OBP: 0.280, SLG: 0.304 (1, 1) X (9, PH)			0-0 F8			0-0 F9			0-3 K	2 0 0 0 0 0 0 1 0 0 0 0 1 0																						
Inning Stats	R: 0 E: 0 K: 0 S: 3	H: 0 LOB: 0 BB: 0 P: 3	R: 0 E: 0 K: 2 S: 7	H: 0 LOB: 1 BB: 1 P: 11	R: 0 E: 0 K: 0 S: 4	H: 1 LOB: 1 BB: 0 P: 4	R: 0 E: 0 K: 1 S: 5	H: 0 LOB: 0 BB: 0 P: 5	R: 0 E: 0 K: 0 S: 3	H: 0 LOB: 0 BB: 0 P: 3	R: 0 E: 0 K: 0 S: 3	H: 1 LOB: 0 BB: 0 P: 3	R: 0 E: 0 K: 0 S: 3	H: 1 LOB: 0 BB: 0 P: 3	R: 0 E: 0 K: 1 S: 5	H: 0 LOB: 0 BB: 0 P: 5	1B: 3 2B: 0 3B: 0 HR: 0	SF: 0 SAC: 0 DP: 2 HBP: 0	WP: 0 PB: 0 SB: 0 CS: 0	PA: 29												
PITCHER Fergie Jenkins, R ERA: 2.51 (1, 1)	IP 9.0	WLS W	BF 29	H 3	R 0	ER 0	SO 4	BB 1	IBB 0	HBP 0	BLK 0	WP 0	HR 0	S 36	P 40	ERA 0.00	WHIP 0.444															
											PITCHER	IP	WLS	BF	H	R	ER	SO	BB	IBB	HBP	BLK	WP	HR	S	P	ERA	WHIP				

San Francisco Giants @ Chicago Cubs
Wrigley Field, Chicago, IL
Sat May 25 1968, 3:33 AM CDT
Att. 17,290 - Cloudy - 58 F

livebaseballscorecards.com

AB	28
R	0
H	3
RBI	0
BB	1
SO	4
LOB	6



Batter	1	2	3	4	5	6	7	8	9	AB	R	H	RBI	BB	SO	LOB
Don Kessinger, S OBP: 0.331, SLG: 0.341 (1, 6)	F9		L4-3		G1	2B				4	0	1	1	0	0	0
Glenn Beckert, R OBP: 0.269, SLG: 0.319 (1, 4)	L4-3		F7		L8	6-3				4	0	0	0	0	0	2
Billy Williams, L OBP: 0.343, SLG: 0.479 (1, 7)	L5-3		1B		L8			F6		4	0	1	0	0	0	0
Ron Santo, R OBP: 0.364, SLG: 0.474 (1, 5)		F9	1B			HR		CS	1B	4	1	3	1	0	0	0
14 Ernie Banks, R OBP: 0.296, SLG: 0.434 (1, 3)		E	L6-3			F2		F4		4	0	1	0	0	0	3
Lou Johnson, R OBP: 0.296, SLG: 0.403 (1, 9)		E7			L4-3	K		CS	F4	4	0	1	0	0	1	0
Randy Hundley, R OBP: 0.293, SLG: 0.358 (1, 2)		K				1B			L8	4	1	2	0	0	1	2
Adolfo Phillips, R OBP: 0.286, SLG: 0.338 (1, 8)						1B			1B	2	1	1	0	2	0	1
Fergie Jenkins, R OBP: 0.154, SLG: 0.240 (1, 1)						2B			F7	4	0	1	1	0	1	5


Inning Stats	R: 0	H: 0	E: 0	K: 0	S: 3	R: 0	H: 2	E: 1	K: 1	S: 7	R: 0	H: 2	E: 0	K: 0	S: 5	R: 0	H: 1	E: 0	K: 1	S: 6	R: 0	H: 0	E: 0	K: 0	S: 3	R: 3	H: 4	E: 0	K: 1	S: 9	R: 0	H: 1	E: 0	K: 0	S: 3	R: 0	H: 1	E: 0	K: 0	S: 4
	0	0	0	0	3	0	2	1	1	7	0	2	0	0	5	0	1	0	1	6	0	0	0	0	3	0	1	4	2	1	9	0	1	0	3	0	0	0	4	
	0	0	0	0	3	0	2	1	1	7	0	2	0	0	5	0	1	0	1	6	0	0	0	0	3	0	1	4	2	1	9	0	1	0	3	0	0	0	4	

BOTTOM

San Francisco Giants @ Chicago Cubs
 Wrigley Field, Chicago, IL
 Sat May 25 1968, 3:33 AM CDT
 Att. 17,290 - Cloudy - 58 F

livebaseballscorecards.com

AB	34
R	3
H	11
RBI	3
BB	2
SO	3
LOB	13



WP: 0	PA: 37
PB: 0	SB: 0
CS: 1	

Batter	1	2	3	4	5	6	7	8	9	AB R H RBI BB SO LOB	TOP	
Ron Hunt, R OBP: 0.333, SLG: 0.270 (1, 4) X	0-0 1-3		0-0 F8			0-0 5-3		0-0 HR		4 1 1 1 0 0 0		
Ty Cline, L OBP: 0.250, SLG: 0.254 (1, 8) X	0-0 FC6-4 1B		0-0 L6-3			0-0 L7		0-3 K		4 0 1 0 0 1 0		
Dave Marshall, L OBP: 0.278, SLG: 0.300 (1, 9) X	0-0 FC6-4 1-2f			0-0 4-3			0-0 1B E G6-4-3 1B		0-0 F8	4 1 1 0 0 0 1		
Jim Ray Hart, R OBP: 0.355, SLG: 0.525 (1, 7) X	0-0 FC6-4 1-2f			0-0 4-3			0-0 E4 G6-4-3 1B 1-2		0-0 5-3	4 0 0 0 0 0 2		
Jim Davenport, R OBP: 0.281, SLG: 0.252 (1, 5) X		0-0 5-3		0-0 6-3			0-0 G6-4-3 1B 1-2 2-3		0-0 F8	4 0 1 0 0 0 0		
Jack Hiatt, R OBP: 0.360, SLG: 0.357 (1, 3)		4-0 BB			0-0 5-3		0-0 G6-4-3 1-2f 2-3 3-H			2 0 0 0 1 0 2		
Dick Dietz, R OBP: 0.293, SLG: 0.333 (1, 2)		0-3 K			0-0 6-3		0-0 6-3			3 0 0 0 0 1 2		
Hal Lanier, R OBP: 0.227, SLG: 0.268 (1, 6)		0-0 4-3			0-0 3-1			0-0 F3		3 0 0 0 0 0 1		
Mike McCormick, L OBP: 0.174, SLG: 0.100 (8, PH) Ollie Brown, R OBP: 0.250, SLG: 0.222 (8, 1) Bobby Bolin, R (8, 1) Jesus Alou, R OBP: 0.244, SLG: 0.271 (8, 1) Joe Gibbon, R (8, 1) Frank Linzy, R (8, 1)			0-3 K			0-3 K		0-0 2-3		1 0 0 0 0 1 0 1 0 0 0 0 1 0 0 0 0 0 0 0 0 1 0		
Inning Stats	R: 0 E: 0 K: 0 S: 4 H: 1 LOB: 1 BB: 0 P: 4	R: 0 E: 0 K: 1 S: 5 H: 0 LOB: 1 BB: 1 P: 9	R: 0 E: 0 K: 1 S: 5 H: 0 LOB: 0 BB: 0 P: 5	R: 0 E: 0 K: 0 S: 3 H: 0 LOB: 0 BB: 0 P: 3	R: 0 E: 0 K: 0 S: 3 H: 0 LOB: 0 BB: 0 P: 3	R: 0 E: 0 K: 1 S: 5 H: 0 LOB: 0 BB: 0 P: 5	R: 1 E: 1 K: 0 S: 5 H: 2 LOB: 1 BB: 0 P: 5	R: 1 E: 0 K: 1 S: 6 H: 1 LOB: 0 BB: 0 P: 6	R: 0 E: 0 K: 0 S: 3 H: 0 LOB: 0 BB: 0 P: 3	1B: 3 2B: 0 3B: 0 HR: 1 SF: 0 SAC: 0 DP: 1 HBP: 0	WP: 0 PB: 0 SB: 0 CS: 0 PA: 32	
PITCHER Bill Hands, R ERA: 2.17 (1, 1)	IP WLS BF H R ER SO BB IBB HBP BLK WP HR S P ERA WHIP	9.0 W 32 4 2 1 4 1 0 0 0 0 1 1 39 43 1.00 0.556										

San Francisco Giants @ Chicago Cubs
Wrigley Field, Chicago, IL
Sun May 26 1968, 3:33 AM CDT
Att. 15,138 - Unknown - 62 F

livebaseballscorecards.com

AB	31
R	2
H	4
RBI	1
BB	1
SO	4
LOB	8



Batter	1	2	3	4	5	6	7	8	9
Don Kessinger, S OBP: 0.330, SLG: 0.339 (1, 6)	0-0 2B 1B		0-0 5-3		0-0 L8			0-0 6-3	
Glenn Beckert, R OBP: 0.269, SLG: 0.313 (1, 4)	0-0 L8		0-0 L8		0-0 L8			4-0 WP BB	
Billy Williams, L OBP: 0.341, SLG: 0.471 (1, 7)	0-0 F9		0-0 1-6-3			0-3 K		4-0 G1-6-3 BB	
Ron Santo, R OBP: 0.361, SLG: 0.474 (1, 5)	0-0 14 WP 14 HR 2B			0-0 F9		0-0 6-3		0-0 G1-6-3	
14 Ernie Banks, R OBP: 0.309, SLG: 0.484 (1, 3)	0-0 2B HR			0-0 HR		0-0 PB 1B		1-2f	
Lou Johnson, R OBP: 0.297, SLG: 0.397 (1, 9)	0-0 L8			4-0 WP BB		0-0 5-3			
Randy Hundley, R OBP: 0.288, SLG: 0.350 (1, 2)		0-0 6-3		0-0 L8			0-0 F6		
Adolfo Phillips, R OBP: 0.283, SLG: 0.331 (1, 8)		0-0 F5		0-0 F4			0-3 K		
Bill Hands, R OBP: 0.087, SLG: 0.045 (1, 1)		0-3 K			0-0 L8		0-3 K		

AB	R	H	RBI	BB	SO	LOB
4	1	1	0	0	0	0
3	0	0	0	1	0	1
3	0	0	0	1	1	1
4	1	1	1	0	0	2
3	2	3	3	0	0	0
2	0	0	0	1	0	1
3	0	0	0	0	0	1
3	0	0	0	0	1	1
3	0	0	0	0	2	0

BOTTOM

San Francisco Giants @ Chicago Cubs
 Wrigley Field, Chicago, IL
 Sun May 26 1968, 3:33 AM CDT
 Att: 15,138 - Unknown - 62 F

AB	28
R	4
H	5
RBI	4
BB	3
SO	4
LOB	7



1B: 2	SF: 0
2B: 1	SAC: 0
3B: 0	DP: 1
HR: 2	HBP: 0

WP: 4	PA: 31
PB: 1	
SB: 0	
CS: 0	

Inning Stats	R	H	E	K	S	P	R	H	E	K	S	P	R	H	E	K	S	P	R	H	E	K	S	P	R	H	E	K	S	P
Mike McCormick, L ERA: 3.59	5.0	3	0	0	6	20	4	4	0	0	1	25	7.20	1.000																
Bobby Bolin, R ERA: 2.6	2.0	1	0	0	7	20	1	0	0	0	3	13	0.00	0.500																
Joe Gibbon, L ERA: 1.13	0.1	0	0	0	3	20	0	0	0	0	0	9	0.00	6.000																
Frank Linzy, R ERA: 2.16	0.2	0	0	0	6	20	0	0	0	0	0	1	0.00	0.000																

PITCHER	IP	WLS	BF	H	R	ER	SO	BB	IBB	HBP	BLK	WP	HR	S	P	ERA	WHIP
Mike McCormick, L	5.0	1	20	4	4	0	1	0	0	0	0	2	2	21	25	7.20	1.000
Bobby Bolin, R	2.0	0	7	1	0	0	3	0	0	0	0	0	0	13	13	0.00	0.500
Joe Gibbon, L	0.1	0	3	0	0	0	0	2	0	0	0	1	0	1	9	0.00	6.000
Frank Linzy, R	0.2	0	1	0	0	0	0	0	0	0	0	0	0	1	1	0.00	0.000

Batter	1	2	3	4	5	6	7	8	9	AB R H RBI BB SO LOB	TOP
Ron Hunt, R OBP: 0.326, SLG: 0.263 (1, 4) X	0-0 3-1 ①			X 0-0 P3 ①		X 0-0 F7 ③		X 0-0 P4 ③		4 0 0 0 0 0 0	San Francisco Giants @ St. Louis Cardinals Busch Stadium, St. Louis, MO Tue May 28 1968, 7:05 PM CDT Att. 19,392 - Unknown livebaseballscorecards.com
Ty Cline, L OBP: 0.254, SLG: 0.258 (1, 3) X	0-0 L8 ②			X 0-0 L4-3 ②			X 0-0 HR 1B		3 1 1 0 0 0 0		
Willie Mays, R OBP: 0.337, SLG: 0.497 (1, 8) X	0-0 5-3 ③			S 0-3 K ③			X 0-0 HR 1B		3 1 1 2 0 1 0		
Jim Ray Hart, R OBP: 0.355, SLG: 0.521 (1, 7)		X 0-0 F8 ①			X 0-0 6-3 ①		X 0-0 CS 1B		3 0 1 0 0 0 0		
Jim Davenport, R OBP: 0.262, SLG: 0.248 (1, 5)		X 0-0 5-3 ②			X 0-0 F8 ②		B 4-0 FC3-6 ①		2 0 0 0 1 0 0		
Dave Marshall, L OBP: 0.263, SLG: 0.283 (1, 9)		X 0-0 6-3 ③			X 0-0 4-3 ③		X 0-0 BB ②		3 0 0 0 0 0 1		
Ollie Brown, R OBP: 0.250, SLG: 0.222 (7, 9)							X 0-0 FC3-6 ②		0 0 0 0 0 0 0		
Dick Dietz, R OBP: 0.295, SLG: 0.386 (1, 2)			S 0-3 K ①			X 0-0 HR	X 0-0 F9 ③		3 1 1 1 0 1 1		
Hal Lanier, R OBP: 0.221, SLG: 0.262 (1, 6)			X 0-0 P4 ②			X 0-0 L4 ①		X 0-0 4-3 ①	3 0 0 0 0 0 0		
Gaylord Perry, R OBP: 0.143, SLG: 0.143 (1, 1)			S 0-3 K ③			S 0-3 K ②		S 0-3 K ②	3 0 0 0 0 3 0		
Inning Stats	R: 0 H: 0 E: 0 LOB: 0 K: 0 BB: 0 S: 3 P: 3	R: 0 H: 0 E: 0 LOB: 0 K: 0 BB: 0 S: 3 P: 3	R: 0 H: 0 E: 0 LOB: 0 K: 2 BB: 0 S: 7 P: 7	R: 0 H: 0 E: 0 LOB: 0 K: 1 BB: 0 S: 5 P: 5	R: 0 H: 0 E: 0 LOB: 0 K: 0 BB: 0 S: 3 P: 3	R: 1 H: 1 E: 0 LOB: 0 K: 1 BB: 0 S: 6 P: 6	R: 2 H: 3 E: 0 LOB: 1 K: 0 BB: 1 S: 5 P: 9	R: 0 H: 0 E: 0 LOB: 0 K: 1 BB: 0 S: 5 P: 5	1B: 2 SF: 0 2B: 0 SAC: 0 3B: 0 DP: 0 HR: 2 HBP: 0	WP: 0 PA: 28 PB: 0 SB: 0 CS: 1	
PITCHER Bob Gibson, R (1, 1) ERA: 1.52	IP WLS BF H R ER SO BB IBB HBP BLK WP HR S P ERA WHIP										
	8.0 L 28 4 3 3 5 1 0 0 0 0 0 2 37 41 3.38 0.625										

AB	27
R	3
H	4
RBI	3
BB	1
SO	5
LOB	2



Batter	1	2	3	4	5	6	7	8	9
Lou Brock, L OBP: 0.271, SLG: 0.376 (1, 7)	0-0 F9 FC 2B		0-0 L1-3			0-3 K		0-0 L3	
Curt Flood, R OBP: 0.386, SLG: 0.456 (1, 8)	0-0 F9 2-3		0-0 L4-3			0-0 P4		0-3 K	
Roger Maris, L OBP: 0.315, SLG: 0.383 (1, 9)	0-0 FC FC6-4		0-0 L3-1			4-0 BB			
Orlando Cepeda, R OBP: 0.322, SLG: 0.390 (1, 3)	0-0 FC6-4 1-2f			0-0 L5-3		0-0 L5-3			
Tim McCarver, L OBP: 0.273, SLG: 0.313 (1, 2)	0-0 F9			0-0 F7			0-0 3B		
Mike Shannon, R OBP: 0.274, SLG: 0.385 (1, 5)		0-3 K		0-0 L5-3			0-0 L1-3		
Julian Javier, R OBP: 0.294, SLG: 0.359 (1, 4)		0-0 F3			0-0 L5-3		4-0 L4-6-3 BB		
Johnny Edwards, L OBP: 0.326, SLG: 0.432 (7, PH)									
Phil Gagliano, R OBP: 0.238, SLG: 0.167 (8, 4)									
Dal Maxvill, R OBP: 0.286, SLG: 0.306 (1, 6)		4-0 BB			0-0 L6-3		0-0 L4-6-3 1-2		
Bobby Tolan, L OBP: 0.209, SLG: 0.262 (7, PH)									
Dick Schofield, S OBP: 0.345, SLG: 0.464 (8, 6)									
Bob Gibson, R OBP: 0.148, SLG: 0.115 (1, 1)		0-0 F3			0-3 K			0-0 L5-3	
Dave Ricketts, S OBP: 0.182, SLG: 0.182 (8, PH)									

AB	R	H	RBI	BB	SO	LOB
4	1	1	0	0	1	0
4	0	0	0	0	1	1
2	0	0	1	1	0	0
3	0	0	0	0	0	2
3	0	1	0	0	0	1
3	0	0	0	0	1	1
2	0	0	0	0	0	0
0	0	0	0	1	0	0
0	0	0	0	0	0	0
1	0	0	0	1	0	0
1	0	0	0	0	0	2
0	0	0	0	0	0	0
2	0	0	0	0	1	1
1	0	0	0	0	0	0

BOTTOM

San Francisco Giants @ St. Louis Cardinals
Busch Stadium, St. Louis, MO
 Tue May 28 1968, 7:05 PM CDT
 Att. 19,392 - Unknown

AB	26
R	1
H	2
RBI	1
BB	3
SO	4
LOB	8

livebaseballscorecards.com



Inning Stats	R	H	E	K	S	R	H	E	K	S	R	H	E	K	S	R	H	E	K	S	R	H	E	K	S	R	H	E	K	S	
1	1	1	0	0	5	0	0	0	1	5	0	0	0	0	3	0	0	0	0	3	0	0	0	0	0	0	0	0	0	0	0
2	0	0	0	1	5	0	0	0	1	9	0	0	0	0	3	0	0	0	0	3	0	0	0	0	0	0	0	0	0	0	0
3	0	0	0	0	3	0	0	0	0	3	0	0	0	0	3	0	0	0	0	3	0	0	0	0	0	0	0	0	0	0	0
4	0	0	0	0	3	0	0	0	0	3	0	0	0	0	3	0	0	0	0	3	0	0	0	0	0	0	0	0	0	0	0
5	0	0	0	0	5	0	0	0	0	5	0	0	0	0	5	0	0	0	0	5	0	0	0	0	0	0	0	0	0	0	0
6	0	0	0	0	5	0	0	0	0	5	0	0	0	0	5	0	0	0	0	5	0	0	0	0	0	0	0	0	0	0	0
7	0	0	0	1	3	0	0	0	1	7	0	0	0	0	3	0	0	0	0	3	0	0	0	0	0	0	0	0	0	0	0
8	0	0	0	0	5	0	0	0	0	5	0	0	0	0	5	0	0	0	0	5	0	0	0	0	0	0	0	0	0	0	0
9	0	0	0	0	5	0	0	0	0	5	0	0	0	0	5	0	0	0	0	5	0	0	0	0	0	0	0	0	0	0	0

PITCHER	IP	WLS	BF	H	R	ER	SO	BB	IBB	HBP	BLK	WP	HR	S	P	ERA	WHIP
Gaylord Perry, R ERA: 2.86 (1, 1)	8.0	W	29	2	1	1	4	3	0	0	0	0	0	34	46	1.12	0.625

WP	PA	ERA	WHIP
0	29		

Batter	1	2	3	4	5	6	7	8	9	AB R H RBI BB SO LOB															
Ron Hunt, R OBP: 0.335, SLG: 0.281 (1, 4) X	0-0 1B 1B		0-0 HR 2B		0-0 FC4-6 1-2f			0-0 SH1-4 1B		4 1 3 0 0 0 1															
Ty Cline, L OBP: 0.257, SLG: 0.262 (1, 3) X	0-0 1-2 1B		0-0 L8		0-0 L3			0-0 SH1-4 1-2		3 0 1 0 0 0 2															
Willie Mays, R OBP: 0.341, SLG: 0.513 (1, 8) SSS	0-3 K		0-0 HR 2-H				0-0 F8	4-0 G6-4-3 IBB		3 1 1 2 1 1 2															
Jim Ray Hart, R OBP: 0.345, SLG: 0.504 (1, 7) X	0-0 F3		0-0 6-3				0-3 K	0-0 G6-4-3 1-2f		4 0 0 0 0 1 4															
Jim Davenport, R OBP: 0.281, SLG: 0.248 (1, 5) SSS	0-3 K				0-0 F8		0-0 6-3		0-0 6-3 4-3 1B	4 0 1 0 0 1 2															
Dave Marshall, L OBP: 0.267, SLG: 0.286 (1, 9)		0-0 F3			0-0 G5-4-3 1B		0-0 F3		0-0 4-3 1-2	3 0 1 0 0 0 0 1 0 0 0 0 0 1															
Ollie Brown, R OBP: 0.245, SLG: 0.217 (8, 9)																									
Dick Dietz, R OBP: 0.292, SLG: 0.367 (1, 2) X		0-0 P4			0-0 G5-4-3 1-2f		0-0 6-3		4-0 6-3 IBB	3 0 0 0 1 0 1															
Hal Lanier, R OBP: 0.222, SLG: 0.262 (1, 6) X		0-0 F2					0-0 4-3		0-0 6-3 1-2 2-3	4 0 1 0 0 0 2															
Juan Marichal, R OBP: 0.150, SLG: 0.175 (1, 1) SSS			0-3 K				0-0 6-3		0-3 K	4 0 1 0 0 2 3															
Inning Stats	R: 0 E: 0 K: 2 S: 9	H: 2 LOB: 2 BB: 0 P: 9	R: 0 E: 0 K: 0 S: 3	H: 0 LOB: 0 BB: 0 P: 3	R: 2 E: 0 K: 1 S: 7	H: 2 LOB: 0 BB: 0 P: 7	R: 0 E: 0 K: 0 S: 3	H: 1 LOB: 0 BB: 0 P: 3	R: 0 E: 0 K: 1 S: 5	H: 0 LOB: 0 BB: 0 P: 5	R: 0 E: 0 K: 0 S: 4	H: 1 LOB: 1 BB: 0 P: 4	R: 0 E: 0 K: 1 S: 5	H: 0 LOB: 0 BB: 0 P: 5	R: 0 E: 0 K: 0 S: 4	H: 1 LOB: 1 BB: 0 P: 4	R: 0 E: 0 K: 0 S: 3	H: 1 LOB: 1 BB: 1 P: 7	R: 0 E: 0 K: 1 S: 6	H: 1 LOB: 2 BB: 1 P: 10	1B: 7 2B: 1 3B: 0 HR: 1	SF: 0 SAC: 1 DP: 2 HBP: 0	WP: 0 PB: 0 SB: 0 CS: 0	PA: 36	
PITCHER Nelson Bries, R ERA: 2.37 (1, 1)	IP 9.0	WLS L	BF 36	H 9	R 2	ER 2	SO 5	BB 0	IBB 2	HBP 0	BLK 0	WP 0	HR 1	S 44	P 52	ERA 2.00	WHIP 1.000								

San Francisco Giants @ St. Louis Cardinals
Busch Stadium, St. Louis, MO
 Wed May 29 1968, 7:05 PM CDT
 Att: 25,412 - Unknown

livebaseballscorecards.com

AB	33
R	2
H	9
RBI	2
BB	2
SO	5
LOB	18



Batter	1	2	3	4	5	6	7	8	9	AB	R	H	RBI	BB	SO	LOB
Lou Brock, L OBP: 0.276, SLG: 0.385 (1, 7)	0-0 1B L4-6-3 2B		0-0 FC1-6 1B		0-0 F7			0-3 K		4	1	2	0	0	1	0
Curt Flood, R OBP: 0.389, SLG: 0.457 (1, 8)	0-0 L4-6-3 2-3 1B		0-0 FC1-6 S 1-2f			0-0 1B 1B		0-0 L4-3		4	0	2	0	0	0	1
Roger Maris, L OBP: 0.312, SLG: 0.369 (1, 9)	0-0 L4-6-3 1-2 3-H		4-0 1-2 BB			0-3 K		0-3 K		3	0	0	0	1	2	2
Orlando Cepeda, R OBP: 0.326, SLG: 0.392 (1, 3)	0-0 1B		0-3 K			0-0 1-3 1B			0-0 L3	4	0	2	0	0	1	2
Tim McCarver, L OBP: 0.266, SLG: 0.303 (1, 2)	0-0 F3			0-0 F2		0-0 F3			0-0 L4-3	4	0	0	0	0	0	3
Mike Shannon, R OBP: 0.269, SLG: 0.377 (1, 5)		0-0 L1-3		0-3 K		0-3 K			0-0 P4	3	0	0	0	0	2	2
Johnny Edwards, L OBP: 0.319, SLG: 0.422 (9, PH)										1	0	0	0	0	0	0
Julian Javier, R OBP: 0.289, SLG: 0.352 (1, 4)		0-0 L5-3		0-0 L5-3				0-3 K		3	0	0	0	0	1	0
Dal Maxvill, R OBP: 0.279, SLG: 0.299 (1, 6)		0-0 L5-3			0-3 K		0-0 F7			3	0	0	0	0	1	0
Nelson Briles, R OBP: 0.111, SLG: 0.077 (1, 1)			0-3 K		0-0 L6-3		0-0 L6-3			3	0	0	0	0	1	0

Inning Stats	R: 1 E: 0 K: 5 S: 5	H: 3 LOB: 1 BB: 0 P: 5	R: 0 E: 0 K: 0 S: 3	H: 0 LOB: 0 BB: 0 P: 3	R: 0 E: 0 K: 2 S: 8	H: 1 LOB: 2 BB: 1 P: 12	R: 0 E: 0 K: 1 S: 5	H: 0 LOB: 0 BB: 0 P: 5	R: 0 E: 0 K: 1 S: 5	H: 2 LOB: 2 BB: 0 P: 9	R: 0 E: 0 K: 1 S: 5	H: 0 LOB: 0 BB: 0 P: 5	R: 0 E: 0 K: 2 S: 7	H: 0 LOB: 0 BB: 0 P: 7	R: 0 E: 0 K: 0 S: 3	H: 0 LOB: 0 BB: 0 P: 3	1B: 5 2B: 1 3B: 0 HR: 0	SF: 0 SAC: 0 DP: 1 HBP: 0		
PITCHER Juan Marichal, R ERA: 3.1 (1, 1)	IP: 9.0 WLS: W BF: 33 H: 6 R: 1 ER: 1 SO: 9 BB: 1 IBB: 0 HBP: 0 BLK: 0 WP: 0 HR: 0 S: 50 P: 54 ERA: 1.00 WHIP: 0.778	IP: 9.0 WLS: W BF: 33 H: 6 R: 1 ER: 1 SO: 9 BB: 1 IBB: 0 HBP: 0 BLK: 0 WP: 0 HR: 0 S: 50 P: 54 ERA: 1.00 WHIP: 0.778	IP: 9.0 WLS: W BF: 33 H: 6 R: 1 ER: 1 SO: 9 BB: 1 IBB: 0 HBP: 0 BLK: 0 WP: 0 HR: 0 S: 50 P: 54 ERA: 1.00 WHIP: 0.778	IP: 9.0 WLS: W BF: 33 H: 6 R: 1 ER: 1 SO: 9 BB: 1 IBB: 0 HBP: 0 BLK: 0 WP: 0 HR: 0 S: 50 P: 54 ERA: 1.00 WHIP: 0.778	IP: 9.0 WLS: W BF: 33 H: 6 R: 1 ER: 1 SO: 9 BB: 1 IBB: 0 HBP: 0 BLK: 0 WP: 0 HR: 0 S: 50 P: 54 ERA: 1.00 WHIP: 0.778	IP: 9.0 WLS: W BF: 33 H: 6 R: 1 ER: 1 SO: 9 BB: 1 IBB: 0 HBP: 0 BLK: 0 WP: 0 HR: 0 S: 50 P: 54 ERA: 1.00 WHIP: 0.778	IP: 9.0 WLS: W BF: 33 H: 6 R: 1 ER: 1 SO: 9 BB: 1 IBB: 0 HBP: 0 BLK: 0 WP: 0 HR: 0 S: 50 P: 54 ERA: 1.00 WHIP: 0.778	IP: 9.0 WLS: W BF: 33 H: 6 R: 1 ER: 1 SO: 9 BB: 1 IBB: 0 HBP: 0 BLK: 0 WP: 0 HR: 0 S: 50 P: 54 ERA: 1.00 WHIP: 0.778	IP: 9.0 WLS: W BF: 33 H: 6 R: 1 ER: 1 SO: 9 BB: 1 IBB: 0 HBP: 0 BLK: 0 WP: 0 HR: 0 S: 50 P: 54 ERA: 1.00 WHIP: 0.778	IP: 9.0 WLS: W BF: 33 H: 6 R: 1 ER: 1 SO: 9 BB: 1 IBB: 0 HBP: 0 BLK: 0 WP: 0 HR: 0 S: 50 P: 54 ERA: 1.00 WHIP: 0.778	IP: 9.0 WLS: W BF: 33 H: 6 R: 1 ER: 1 SO: 9 BB: 1 IBB: 0 HBP: 0 BLK: 0 WP: 0 HR: 0 S: 50 P: 54 ERA: 1.00 WHIP: 0.778	IP: 9.0 WLS: W BF: 33 H: 6 R: 1 ER: 1 SO: 9 BB: 1 IBB: 0 HBP: 0 BLK: 0 WP: 0 HR: 0 S: 50 P: 54 ERA: 1.00 WHIP: 0.778	IP: 9.0 WLS: W BF: 33 H: 6 R: 1 ER: 1 SO: 9 BB: 1 IBB: 0 HBP: 0 BLK: 0 WP: 0 HR: 0 S: 50 P: 54 ERA: 1.00 WHIP: 0.778	IP: 9.0 WLS: W BF: 33 H: 6 R: 1 ER: 1 SO: 9 BB: 1 IBB: 0 HBP: 0 BLK: 0 WP: 0 HR: 0 S: 50 P: 54 ERA: 1.00 WHIP: 0.778	IP: 9.0 WLS: W BF: 33 H: 6 R: 1 ER: 1 SO: 9 BB: 1 IBB: 0 HBP: 0 BLK: 0 WP: 0 HR: 0 S: 50 P: 54 ERA: 1.00 WHIP: 0.778	IP: 9.0 WLS: W BF: 33 H: 6 R: 1 ER: 1 SO: 9 BB: 1 IBB: 0 HBP: 0 BLK: 0 WP: 0 HR: 0 S: 50 P: 54 ERA: 1.00 WHIP: 0.778	IP: 9.0 WLS: W BF: 33 H: 6 R: 1 ER: 1 SO: 9 BB: 1 IBB: 0 HBP: 0 BLK: 0 WP: 0 HR: 0 S: 50 P: 54 ERA: 1.00 WHIP: 0.778	IP: 9.0 WLS: W BF: 33 H: 6 R: 1 ER: 1 SO: 9 BB: 1 IBB: 0 HBP: 0 BLK: 0 WP: 0 HR: 0 S: 50 P: 54 ERA: 1.00 WHIP: 0.778	IP: 9.0 WLS: W BF: 33 H: 6 R: 1 ER: 1 SO: 9 BB: 1 IBB: 0 HBP: 0 BLK: 0 WP: 0 HR: 0 S: 50 P: 54 ERA: 1.00 WHIP: 0.778	IP: 9.0 WLS: W BF: 33 H: 6 R: 1 ER: 1 SO: 9 BB: 1 IBB: 0 HBP: 0 BLK: 0 WP: 0 HR: 0 S: 50 P: 54 ERA: 1.00 WHIP: 0.778

BOTTOM

San Francisco Giants @ St. Louis Cardinals
Busch Stadium, St. Louis, MO
 Wed May 29 1968, 7:05 PM CDT
 Att. 25,412 - Unknown

AB	32
R	1
H	6
RBI	0
BB	1
SO	9
LOB	10



WP: 0	PA: 33
PB: 0	
SB: 1	
CS: 0	
ERA	WHIP

livebaseballscorecards.com

Batter	1	2	3	4	5	6	7	8	9	AB R H RBI BB SO LOB	TOP												
Ron Hunt, R OBP: 0.333, SLG: 0.287 (1, 4) X	0-0 ① 1-3		0-0 ① 2B		0-0 ② F7		0-0 ③ F7			4 0 1 0 0 0 4	<p>San Francisco Giants @ St. Louis Cardinals</p> <p>Busch Stadium, St. Louis, MO</p> <p>Thu May 30 1968, 7:05 PM CDT</p> <p>Att. 23,246 - Unknown</p>												
Jim Davenport, R OBP: 0.273, SLG: 0.240 (1, 5) X	0-0 ② 1-3		0-0 ② L6		0-0 ③ F9			0-0 ① 6-3		4 0 0 0 0 0 3													
Willie Mays, R OBP: 0.339, SLG: 0.506 (1, 8) X	0-0 1B		0-3 ③ K			0-0 ① P4		0-3 ② K		4 0 1 0 0 2 1													
Jim Ray Hart, R OBP: 0.342, SLG: 0.496 (1, 7) X	0-0 ③ 4-3			0-0 G6-4-3 1B		0-0 ② F8		0-0 ③ F8		4 0 1 0 0 0 1													
Ollie Brown, R OBP: 0.226, SLG: 0.200 (1, 9) X		0-0 ① 6-3		0-0 ① ② G6-4-3 1-2f		0-3 ③ K		0-3 ① K		4 0 0 0 0 2 1													
Jack Hiatt, R OBP: 0.356, SLG: 0.352 (1, 3) X		0-0 ② 5-3		0-0 ③ 5-3			0-0 ① 6-3		0-0 FC5-4 1B	4 0 1 0 0 0 0													
Dick Dietz, R OBP: 0.319, SLG: 0.397 (1, 2) X		0-0 2B			4-0 1B BB		0-0 1B 1B		0-0 ② FC5-4 FC6-4 1-2f	3 0 2 0 1 0 1													
Hal Lanier, R OBP: 0.223, SLG: 0.261 (1, 6) X	0-0 ③ 6-3				0-0 1-2 1B		0-0 ② F4		0-0 ③ FC6-4 1-2f	4 0 1 0 0 0 3													
Ray Sadecki, L OBP: 0.194, SLG: 0.179 (1, 1) Bobby Bolin, R OBP: 0.200, SLG: 0.229 (5, PH) Nate Oliver, R OBP: 0.250, SLG: 0.277 (5, 1) Ron Herbel, R OBP: 0.250, SLG: 0.277 (7, PH) Jesus Alou, R OBP: 0.250, SLG: 0.277 (7, 1) Lindy McDaniel, R OBP: 0.250, SLG: 0.277 (7, 1)			0-3 ① K		0-0 ① F3		0-0 1-2 1B			0 0 0 0 0 0 0 1 0 0 0 0 1 0 1 0 0 0 0 0 2 0 0 0 0 0 0 0 1 0 1 0 0 0 0 0 0 0 0 0 0 0													
Inning Stats	R: 0 E: 0 K: 0 S: 4	H: 1 LOB: 1 BB: 0 P: 4	R: 0 E: 0 K: 0 S: 4	H: 1 LOB: 1 BB: 0 P: 4	R: 0 E: 0 K: 2 S: 8	H: 1 LOB: 1 BB: 0 P: 8	R: 0 E: 0 K: 0 S: 3	H: 1 LOB: 0 BB: 0 P: 3	R: 0 E: 0 K: 0 S: 4	H: 1 LOB: 2 BB: 1 P: 8	R: 0 E: 0 K: 1 S: 5	H: 0 LOB: 0 BB: 0 P: 5	R: 0 E: 0 K: 0 S: 5	H: 2 LOB: 2 BB: 0 P: 5	R: 0 E: 0 K: 1 S: 5	H: 0 LOB: 0 BB: 0 P: 5	R: 0 E: 0 K: 1 S: 6	H: 1 LOB: 1 BB: 0 P: 6	1B: 6 2B: 2 3B: 0 HR: 0	SF: 0 SAC: 0 DP: 1 HBP: 0	WP: 0 PB: 0 SB: 0 CS: 0	PA: 35	
PITCHER Steve Carlton, L ERA: 2.0 (1, 1)	IP 9.0	WLS W	BF 35	H 8	R 0	ER 0	SO 5	BB 1	IBB 0	HBP 0	BLK 0	WP 0	HR 0	S 44	P 48	ERA 0.00	WHIP 1.000						PITCHER IP WLS BF H R ER SO BB IBB HBP BLK WP HR S P ERA WHIP

livebaseballscorecards.com

AB	34
R	0
H	8
RBI	0
BB	1
SO	5
LOB	16



Batter	1	2	3	4	5	6	7	8	9	AB	R	H	RBI	BB	SO	LOB
Lou Brock, L OBP: 0.276, SLG: 0.382 (1, 7)	0-0 P4	0-0 4-3			0-0 4-3		0-0 3B			4	1	1	0	0	0	0
Julian Javier, R OBP: 0.294, SLG: 0.368 (1, 4)	0-0 1B		0-0 4-3		0-0 5-3		0-0 1B			4	2	2	1	0	0	0
Curt Flood, R OBP: 0.391, SLG: 0.458 (1, 8)	0-0 5-3		0-0 F7		0-0 1B		0-0 1B			4	0	2	1	0	0	1
Orlando Cepeda, R OBP: 0.330, SLG: 0.391 (1, 3)	0-0 HR		4-0 BB		0-0 1-3		0-0 F3			3	1	1	1	1	0	2
Mike Shannon, R OBP: 0.274, SLG: 0.396 (1, 5)	0-0 HR		4-0 BB		0-0 1-2		0-3 K			3	1	1	2	1	1	1
Tim McCarver, L OBP: 0.272, SLG: 0.331 (1, 2)	0-0 HR		0-0 F7		0-0 1B		0-0 P6			4	1	2	1	0	0	2
Dick Simpson, R OBP: 0.346, SLG: 0.386 (1, 9)	4-0 PO		0-0 F9		0-3 K		0-3 K			1	0	0	0	1	0	0
Bobby Tolan, L OBP: 0.200, SLG: 0.250 (6, PH)	BB									2	0	0	0	0	2	1
Dal Maxvill, R OBP: 0.271, SLG: 0.290 (1, 6)	0-0 PO	0-0 4-3		0-0 F8		0-0 6-3		0-0 F3		4	0	0	0	0	0	1
Steve Carlton, L OBP: 0.148, SLG: 0.148 (1, 1)		0-3 K		0-0 L6			0-0 4-3			3	0	0	0	0	1	0

Inning Stats	R: 4	H: 4	E: 0	LOB: 0	K: 0	S: 6	P: 10	R: 0	H: 0	E: 0	LOB: 0	K: 1	S: 5	P: 5	R: 0	H: 0	E: 0	LOB: 2	K: 0	S: 3	P: 11	R: 0	H: 0	E: 0	LOB: 0	K: 0	S: 3	P: 3	R: 0	H: 1	E: 0	LOB: 1	K: 1	S: 6	P: 6	R: 2	H: 3	E: 0	LOB: 1	K: 1	S: 8	P: 8	R: 0	H: 0	E: 0	LOB: 0	K: 1	S: 5	P: 5
--------------	------	------	------	--------	------	------	-------	------	------	------	--------	------	------	------	------	------	------	--------	------	------	-------	------	------	------	--------	------	------	------	------	------	------	--------	------	------	------	------	------	------	--------	------	------	------	------	------	------	--------	------	------	------

PITCHER	IP	WLS	BF	H	R	ER	SO	BB	IBB	HBP	BLK	WP	HR	S	P	ERA	WHIP
Ray Sadecki, L ERA: 2.4 (1, 1)	0.2	L	6	4	4	4	0	0	0	0	0	0	2	6	6	54.00	6.000
Bobby Bolin, R ERA: 2.18 (1, 1)	3.1		12	0	0	0	1	3	0	0	0	0	0	11	23	0.00	0.900
Ron Herbel, R ERA: 3.12 (5, 1)	2.0		8	2	0	0	1	0	0	0	0	0	0	10	10	0.00	1.000
Lindy McDaniel, R ERA: 12.1 (7, 1)	2.0		9	3	2	2	2	0	0	0	0	0	0	13	13	9.00	1.500

BOTTOM

San Francisco Giants @ St. Louis Cardinals
 Busch Stadium, St. Louis, MO
 Thu May 30 1968, 7:05 PM CDT
 Att. 23,246 - Unknown

AB	32
R	6
H	9
RBI	6
BB	3
SO	4
LOB	8



1B: 6	SF: 0	WP: 0	PA: 36
2B: 0	SAC: 0	PB: 0	
3B: 1	DP: 0	SB: 2	
HR: 2	HBP: 0	CS: 0	

Batter	1	2	3	4	5	6	7	8	9	AB R H RBI BB SO LOB	TOP																					
Ron Hunt, R OBP: 0.326, SLG: 0.280 (1, 4) X	0-0 F9		0-0 P4		0-0 G3			0-0 F6		4 0 0 0 0 0 1																						
Jim Davenport, R OBP: 0.273, SLG: 0.241 (1, 5) X	0-0 1B		0-0 E5		0-0 F6			0-0 F8		4 0 1 0 0 0 1																						
Willie Mays, R OBP: 0.337, SLG: 0.500 (1, 8) S S S	0-3 K		0-0 F6			0-0 FC3-6 1B		0-0 F3		4 0 1 0 0 1 2																						
Willie McCovey, L OBP: 0.403, SLG: 0.563 Nate Oliver, R OBP: 0.200, SLG: 0.229 (1, 3) X (9, PR)	0-0 6-3			0-3 K		0-0 FC3-6 1-2f			4-0 BB 1B FC3-2 BB	3 0 0 0 1 1 2 0 0 0 0 0 0 0																						
Jim Ray Hart, R OBP: 0.340, SLG: 0.489 (1, 7) S S S		0-3 K		0-3 K		0-0 F9			0-0 FC3-2 BB 1B	4 0 1 0 0 2 1																						
Dave Marshall, L OBP: 0.281, SLG: 0.288 (1, 9) S S S		0-3 K		0-0 1B		0-0 G3			4-0 BB 1B FC3-2 BB	3 0 1 0 1 1 1																						
Dick Dietz, R OBP: 0.315, SLG: 0.388 (1, 2) X		0-0 1B		0-3 K			0-0 P4		0-0 F7	4 0 1 0 0 1 4																						
Hal Lanier, R OBP: 0.225, SLG: 0.263 Ty Cline, L OBP: 0.254, SLG: 0.258 (1, 6) X (9, PH)	0-0 2-3				0-0 FC2-6 1B		0-3 K		0-0 FC3-2 1-2 2-3 3-Hf	3 0 1 0 0 1 1 1 0 0 0 0 0 3																						
Mike McCormick, L OBP: 0.154, SLG: 0.087 Jack Hiatt, R OBP: 0.352, SLG: 0.348 (1, 1) X (9, PH)			0-0 3-1		0-0 FC2-6 E G3 1-2f		0-0 F6		0-0 P3	3 0 0 0 0 0 1 1 0 0 0 0 0 3																						
Inning Stats	R: 0 E: 0 K: 1 S: 6	H: 1 LOB: 1 BB: 0 P: 6	R: 0 E: 0 K: 2 S: 8	H: 1 LOB: 1 BB: 0 P: 8	R: 0 E: 1 K: 0 S: 4	H: 0 LOB: 1 BB: 0 P: 4	R: 0 E: 0 K: 3 S: 10	H: 1 LOB: 1 BB: 0 P: 10	R: 0 E: 1 K: 0 S: 4	H: 1 LOB: 1 BB: 0 P: 4	R: 0 E: 0 K: 1 S: 5	H: 0 LOB: 0 BB: 0 P: 5	R: 0 E: 0 K: 1 S: 3	H: 0 LOB: 0 BB: 0 P: 3	R: 0 E: 0 K: 0 S: 4	H: 1 LOB: 3 BB: 2 P: 12	1B: 6 2B: 0 3B: 0 HR: 0	SF: 0 SAC: 0 DP: 0 HBP: 0	WP: 0 PB: 0 SB: 0 CS: 0	PA: 36												
PITCHER Don Drysdale, R ERA: 1.33 (1, 1)	IP 9.0	WLS W	BF 36	H 6	R 0	ER 0	SO 7	BB 2	IBB 0	HBP 0	BLK 0	WP 0	HR 0	S 48	P 56	ERA 0.00	WHIP 0.889															
											PITCHER	IP	WLS	BF	H	R	ER	SO	BB	IBB	HBP	BLK	WP	HR	S	P	ERA	WHIP				

San Francisco Giants @ Los Angeles Dodgers
 Dodger Stadium, Los Angeles, CA
 Fri May 31 1968, 7:05 PM PDT
 Att: 46,067 - Unknown

livebaseballscorecards.com


AB	34
R	0
H	6
RBI	0
BB	2
SO	7
LOB	20



Batter	1	2	3	4	5	6	7	8	9	AB	R	H	RBI	BB	SO	LOB	BOTTOM										
Willie Davis, L (1, 8) OBP: 0.255, SLG: 0.317	0-0 1B		0-0 E9 2B		0-0 6-3		0-0 3-1			4	1	1	0	0	0	1	San Francisco Giants @ Los Angeles Dodgers Dodger Stadium, Los Angeles, CA Fri May 31 1968, 7:05 PM PDT Att. 46,067 - Unknown AB 29 R 3 H 7 RBI 3 BB 2 SO 8 LOB 15										
Zoilo Versalles, R (1, 6) OBP: 0.244, SLG: 0.282	0-3 K 1-2		0-3 K		0-3 K		0-0 F7			4	0	0	0	0	3	3											
Wes Parker, S (1, 7) OBP: 0.343, SLG: 0.322 (7, 3)	0-3 K		0-0 S 2B		0-0 F8			0-0 WP SF8 2B		4	1	2	1	0	1	1											
Ken Boyer, R (1, 3) OBP: 0.293, SLG: 0.258 (7, 5)	0-3 K		0-3 K			0-0 F7		0-0 SF8		3	0	0	1	0	2	2											
Rocky Colavito, R (1, 9) OBP: 0.297, SLG: 0.314		0-0 1B 2B		0-0 F3		0-0 5-3		0-0 G3		3	1	1	0	0	0	1											
Ron Fairly, L (7, 9) OBP: 0.260, SLG: 0.225										1	0	0	0	0	0	0											
Bob Bailey, R (1, 5) OBP: 0.346, SLG: 0.369				4-0 BB BB BB	0-0 1B FC9-2 BB		4-0 BB BB BB		0-0 F6	1	0	1	1	2	0	0											
Jim Fairey, L (7, 7) OBP: 0.245, SLG: 0.267		2-H 1B								1	0	0	0	0	0	0											
Paul Popovich, S (1, 4) OBP: 0.298, SLG: 0.264	0-3 K		0-0 FC9-2 1B		0-0 P7					3	0	1	0	0	1	2											
Jeff Torborg, R (1, 2) OBP: 0.294, SLG: 0.226	0-0 F3		0-0 FC9-2		0-0 SH1 1B					3	0	1	0	0	0	3											
Don Drysdale, R (1, 1) OBP: 0.226, SLG: 0.258	0-3 K		0-0 F2					0-0 SH1		2	0	0	0	0	1	2											
Inning Stats	R: 0 E: 0 K: 3 S: 10	H: 1 LOB: 1 BB: 0 P: 10	R: 1 E: 0 K: 2 S: 9	H: 2 LOB: 1 BB: 0 P: 9	R: 1 E: 1 K: 2 S: 9	H: 1 LOB: 1 BB: 0 P: 9	R: 0 E: 0 K: 0 S: 3	H: 1 LOB: 1 BB: 1 P: 7	R: 0 E: 0 K: 1 S: 5	H: 0 LOB: 0 BB: 0 P: 5	R: 0 E: 0 K: 0 S: 3	H: 0 LOB: 1 BB: 1 P: 7	R: 0 E: 0 K: 0 S: 4	H: 1 LOB: 1 BB: 0 P: 4	R: 1 E: 0 K: 0 S: 4	H: 1 LOB: 0 BB: 0 P: 4	1B: 4 2B: 4 3B: 0 HR: 0	SF: 1 SAC: 1 DP: 1 HBP: 0	WP: 1 PB: 0 SB: 2 CS: 0	PA: 33							
PITCHER Mike McCormick, L (1, 1) ERA: 3.46	IP 8.0	WLS L	BF 33	H 7	R 3	ER 2	SO 8	BB 2	IBB 0	HBP 0	BLK 0	WP 1	HR 0	S 47	P 55	ERA 2.25	WHIP 1.125										
										PITCHER	IP	WLS	BF	H	R	ER	SO	BB	IBB	HBP	BLK	WP	HR	S	P	ERA	WHIP

livebaseballscorecards.com



Batter	1	2	3	4	5	6	7	8	9	AB R H RBI BB SO LOB	TOP																									
Ron Hunt, R (1, 4) OBP: 0.338, SLG: 0.291	0-0 F3		0-0 1B			0-0 FC1-6 1B		0-0 1B 1B	4-0 BB BB BB BB BB BB	4 1 3 0 1 0 0	<p>San Francisco Giants @ Los Angeles Dodgers Dodger Stadium, Los Angeles, CA</p> <p>Sat Jun 01 1968, 7:05 PM PDT Att. 39,854 - Unknown</p> <p>livebaseballscorecards.com</p> <p>AB 34 R 3 H 8 RBI 3 BB 5 SO 7 LOB 22</p> 																									
Ty Cline, L (1, 3) OBP: 0.237, SLG: 0.239	0-0 L6-3		0-0 L4			0-0 FC1-6 E 1-2f		0-0 L5 1B BB 1-2	0-0 L6	5 2 0 0 0 0 4																										
Willie Mays, R (1, 8) OBP: 0.333, SLG: 0.491	0-0 F3			0-3 K		0-0 E7 CS 2-H 1B		0-0 F7	0-0 5-3	5 0 1 1 0 1 3																										
Jim Ray Hart, R (1, 7) OBP: 0.338, SLG: 0.482		0-0 6-3		0-3 K		0-3 K 2-3		0-0 BB BB 1-3 2-H 1B		4 0 1 1 0 2 1																										
Jim Davenport, R (1, 5) OBP: 0.279, SLG: 0.243		0-0 1B FC9-2 1B		0-3 K			0-3 K	4-0 BB 1-2 BB		3 0 1 0 1 2 0																										
Dave Marshall, L (1, 9) OBP: 0.313, SLG: 0.300		0-0			4-0 WP BB		4-0 1B BB	4-0 1-2 2-3 3-H BB		1 0 1 0 2 0 0 0 0 0 1 1 0 0 0 0 0 0 0 0 0																										
Jack Hiatt, R (8, PH) OBP: 0.358, SLG: 0.348		1-3																																		
Ollie Brown, R (8, PR) OBP: 0.226, SLG: 0.200		1-3																																		
Dick Dietz, R (1, 2) OBP: 0.299, SLG: 0.366		0-0 FC9-2 3-H			0-0 F8		0-3 K	0-0 F3		4 0 0 0 0 1 7																										
Hal Lanier, R (1, 6) OBP: 0.226, SLG: 0.262			0-0 F2		0-0 F8 1-2		0-0 1-3 1B	0-0 F8		4 0 1 0 0 0 4																										
Gaylord Perry, R (1, 1) OBP: 0.133, SLG: 0.133			0-0 6-3		0-3 K		0-0 F9		0-0 6-3	2 0 0 0 0 1 1 1 0 0 0 0 0 2 0 0 0 0 0 0 0 1 0 0 0 0 0 0																										
Willie McCovey, L (7, PH) OBP: 0.400, SLG: 0.558																																				
Joe Gibbon, R (7, 1)																																				
Frank Linzy, R (8, 1)																																				
Inning Stats	R: 0 E: 0 K: 0 S: 3	H: 0 LOB: 0 BB: 0 P: 3	R: 0 E: 0 K: 0 S: 4	H: 2 LOB: 1 BB: 0 P: 4	R: 0 E: 0 K: 0 S: 4	H: 1 LOB: 1 BB: 0 P: 4	R: 0 E: 0 K: 3 S: 9	H: 0 LOB: 0 BB: 0 P: 9	R: 0 E: 0 K: 1 S: 5	H: 0 LOB: 1 BB: 1 P: 9	R: 1 E: 2 K: 1 S: 6	H: 2 LOB: 0 BB: 0 P: 6	R: 0 E: 0 K: 2 S: 8	H: 1 LOB: 2 BB: 1 P: 12	R: 2 E: 1 K: 0 S: 6	H: 2 LOB: 3 BB: 2 P: 14	R: 0 E: 0 K: 0 S: 3	H: 0 LOB: 1 BB: 1 P: 7	1B: 8 2B: 1 3B: 0 HR: 0	SF: 0 SAC: 0 DP: 1 HBP: 0	WP: 1 PB: 0 SB: 0 CS: 1	PA: 39														
PITCHER	IP WLS BF H R ER SO BB IBB HBP BLK WP HR S P ERA WHIP																																			
Bill Singer, R (1, 1) ERA: 1.85	7.1		31	8	3	1	7	2	0	0	0	1	0	43	51	1.23	1.364																			
Jack Billingham, R (8, 1) ERA: 2.17	0.0		1	0	0	0	0	1	0	0	0	0	0	0	4	∞	∞																			
Jim Brewer, L (8, 1) ERA: 2.49	0.2		3	0	0	0	0	1	0	0	0	0	0	2	6	0.00	1.500																			
John Purdin, R (9, 1) ERA: 1.23	1.0	W	4	0	0	0	0	1	0	0	0	0	0	3	7	0.00	1.000																			

Batter	1	2	3	4	5	6	7	8	9	AB	R	H	RBI	BB	SO	LOB
Wes Parker, S (1, 3) OBP: 0.340, SLG: 0.319	0-0 L6-3		0-3 K		0-0 L5-3		0-0 B2-6-3 1B		0-3 K	5	0	1	0	0	2	0
Willie Davis, L (1, 8) OBP: 0.258, SLG: 0.321	0-0 L4-3		0-0 L3		4-0 2B FC3-6 BB		0-0 B2-6-3 1-2f		0-0 3B 2B	4	2	1	0	1	0	1
Len Gabrielson, L (1, 7) OBP: 0.292, SLG: 0.422 Jim Fairey, L (7, PR) OBP: 0.260, SLG: 0.326 (8, 7)	0-0 L4-3		4-0 1B BB		0-0 FC3-6 1-3 2B		4-0 PB BB		0-0 1B 3B	2	0	1	0	2	0	0
Tom Haller, L (1, 2) OBP: 0.350, SLG: 0.352		0-0 BB 1B	0-0 1-3 1B		4-0 FC3-6 IBB		4-0 1-2 BB		4-0 1B IBB	2	1	2	0	3	0	0
Ron Fairly, L (1, 9) OBP: 0.264, SLG: 0.221		0-0 F7	4-0 IBB		0-0 FC3-6 1-2f 2-3 3-H		0-3 K		4-0 1B IBB	3	0	0	1	2	1	5
Bob Bailey, R (1, 5) OBP: 0.348, SLG: 0.365		4-0 1B BB	0-3 K		0-3 K			0-0 E6 SH1-4	0-0 1B	4	0	1	1	1	2	5
Paul Popovich, S (1, 4) OBP: 0.299, SLG: 0.267		0-0 1-2 2-H 1B		0-0 L6-3		0-0 P6		0-0 SH1-4 1-2		3	0	1	1	0	0	0
Zoilo Versalles, R (1, 6) OBP: 0.239, SLG: 0.276		0-0 L3	0-3 K		0-0 L4-3		0-0 L4-3		0-0 F9	4	0	0	0	0	1	3
Bill Singer, R (1, 1) OBP: 0.192, SLG: 0.240 Jack Billingham, R (8, 1) Jim Brewer, L (8, 1) OBP: 0.500, SLG: 0.500 Ken Boyer, R (8, PH) OBP: 0.289, SLG: 0.254 John Purdin, R (9, 1) OBP: 0.500, SLG: 0.500		0-3 K	0-0 L4-3		0-3 K		0-0 L6-3		0-0 L6-3	3	0	0	0	0	2	2

Inning Stats	R: 0	H: 0	E: 0	K: 0	S: 3	R: 1	H: 2	E: 0	K: 1	S: 7	R: 0	H: 1	E: 0	K: 2	S: 8	R: 0	H: 0	E: 0	K: 1	S: 5	R: 1	H: 1	E: 0	K: 1	S: 6	R: 0	H: 1	E: 0	K: 1	S: 5	R: 0	H: 1	E: 1	K: 0	S: 4	R: 2	H: 3	E: 0	K: 1	S: 6	1B: 5	SF: 0	2B: 2	SAC: 1	3B: 1	DP: 1	HR: 0	HBP: 0	WP: 0	PA: 42
--------------	------	------	------	------	------	------	------	------	------	------	------	------	------	------	------	------	------	------	------	------	------	------	------	------	------	------	------	------	------	------	------	------	------	------	------	------	------	------	------	------	-------	-------	-------	--------	-------	-------	-------	--------	-------	--------

PITCHER	IP	WLS	BF	H	R	ER	SO	BB	IBB	HBP	BLK	WP	HR	S	P	ERA	WHIP
Gaylord Perry, R (1, 1) ERA: 2.87	6.0		27	4	2	2	6	3	2	0	0	0	0	34	54	3.00	1.167
Joe Gibbon, L (7, 1) ERA: 1.0	1.0		5	1	0	0	1	2	0	0	0	0	0	5	13	0.00	3.000
Frank Linzy, R (8, 1) ERA: 2.73	1.1	L	10	3	2	2	1	0	2	0	0	0	0	10	18	13.50	2.250


BOTTOM

San Francisco Giants @ Los Angeles Dodgers
 Dodger Stadium, Los Angeles, CA
 Sat Jun 01 1968, 7:05 PM PDT
 Att. 39,854 - Unknown

livebaseballscorecards.com

AB	32
R	4
H	8
RBI	4
BB	9
SO	8
LOB	17



Batter	1	2	3	4	5	6	7	8	9	AB R H RBI BB SO LOB	TOP														
Ron Hunt, R OBP: 0.335, SLG: 0.288 (1, 4) X	0-0 3-1			X 0-0 F8	X 0-0 1-3		X 0-0 SH1-4 1B		X 0-0 F7	5 1 1 0 0 0 0	<p>San Francisco Giants @ Los Angeles Dodgers Dodger Stadium, Los Angeles, CA</p> <p>Sun Jun 02 1968, 3:33 AM PDT Att. 38,514 - Unknown</p> <p>livebaseballscorecards.com</p> <table border="1"> <tr><td>AB</td><td>36</td></tr> <tr><td>R</td><td>5</td></tr> <tr><td>H</td><td>13</td></tr> <tr><td>RBI</td><td>5</td></tr> <tr><td>BB</td><td>2</td></tr> <tr><td>SO</td><td>4</td></tr> <tr><td>LOB</td><td>10</td></tr> </table> 	AB	36	R	5	H	13	RBI	5	BB	2	SO	4	LOB	10
AB	36																								
R	5																								
H	13																								
RBI	5																								
BB	2																								
SO	4																								
LOB	10																								
Ty Cline, L OBP: 0.250, SLG: 0.253 (1, 3) X	0-0 L1-3			X 0-0 L3-1	X 0-0 1B 1B		X 0-0 SH1-4 1-2		X 0-0 1B	4 1 2 0 0 0 0															
Willie Mays, R OBP: 0.340, SLG: 0.497 (1, 8) X	0-0 F8			X 0-0 1B 2B	4-0 1B 1-2 BB		X 0-0 CS 1B 2-H		X 0-0 F8	4 1 2 1 1 0 1															
Jim Ray Hart, R OBP: 0.342, SLG: 0.482 (1, 7)		X 0-0 P4		X 0-0 1B 1B 1B	X 0-0 1-3 2-H 1B		6-6 X 0-3 K 1-2			4 1 2 2 0 1 1															
Dave Marshall, L OBP: 0.310, SLG: 0.297 (1, 9)		6-6 X 0-3 K		X 0-0 1-2 1B 1B	X 0-0 F7			X 0-0 P4-3		4 1 1 0 0 1 2															
Frank Johnson, R OBP: 0.313, SLG: 0.333 (1, 5)		X 0-0 6-3		X 0-0 1-2 2-3 1B		X 0-0 6-3		B B B B X 4-0 1B FC9-2 BB		3 0 1 0 1 0 0															
Dick Dietz, R OBP: 0.321, SLG: 0.387 (1, 2)			X 0-0 P4-6-3 1B	X 0-0 1-3 2-H 3-H 1B		S S S X 0-3 K		X 0-0 1-3 1B		4 0 3 2 0 1 0															
Hal Lanier, R OBP: 0.227, SLG: 0.262 (1, 6)			X 0-0 P4-6-3 1-2f	X 0-0 F7		X 0-0 1B		X 0-0 FC9-2 3-H		4 0 1 0 0 0 5															
Juan Marichal, R OBP: 0.136, SLG: 0.159 (1, 1)			X 0-0 6-3		X 0-0 F8	X 0-0 6-3		6-6 X 0-3 K		4 0 0 0 0 1 1															
Inning Stats	R: 0 E: 0 K: 0 S: 3	H: 0 LOB: 0 BB: 0 P: 3	R: 0 E: 0 K: 1 S: 5	H: 0 LOB: 0 BB: 0 P: 5	R: 0 E: 0 K: 0 S: 3	H: 1 LOB: 0 BB: 0 P: 3	R: 3 E: 0 K: 0 S: 8	H: 5 LOB: 2 BB: 0 P: 8	R: 1 E: 0 K: 0 S: 5	H: 2 LOB: 2 BB: 1 P: 9	R: 0 E: 0 K: 1 S: 6	H: 1 LOB: 1 BB: 0 P: 6	R: 1 E: 0 K: 1 S: 6	H: 2 LOB: 1 BB: 0 P: 6	R: 0 E: 0 K: 0 S: 3	H: 1 LOB: 1 BB: 1 P: 7	R: 0 E: 0 K: 1 S: 6	H: 1 LOB: 1 BB: 0 P: 6	1B: 12 2B: 3 3B: 0 HR: 0	SF: 0 SAC: 1 DP: 3 HBP: 0	WP: 0 PB: 0 SB: 0 CS: 1	PA: 39			
PITCHER	IP	WLS	BF	H	R	ER	SO	BB	IBB	HBP	BLK	WP	HR	S	P	ERA	WHIP								
Don Sutton, R ERA: 3.58 (1, 1)	3.2	L	16	6	3	3	1	0	0	0	0	0	0	18	18	7.36	1.636								
John Purdin, R ERA: 1.42 (4, 1)	2.1		11	3	1	1	1	1	0	0	0	0	0	12	16	3.86	1.714								
Mike Kekich, L ERA: 3.94 (7, 1)	2.0		8	3	1	1	1	1	0	0	0	0	0	9	13	4.50	2.000								
Hank Aguirre, L ERA: 0.71 (9, 1)	1.0		4	1	0	0	1	0	0	0	0	0	0	6	6	0.00	1.000								

Batter	1	2	3	4	5	6	7	8	9	AB R H RBI BB SO LOB
Wes Parker, S (1, 3) OBP: 0.338, SLG: 0.333	0-0 F6		0-0 L4-3			0-0 L1-3			0-0 HR	4 1 1 1 0 0 0
Willie Davis, L (1, 8) OBP: 0.253, SLG: 0.315	0-0 F2		0-0 F4			0-0 L3			0-3 K	4 0 0 0 0 1 0
Len Gabrielson, L (1, 7) OBP: 0.288, SLG: 0.408	0-0 L4-3			0-3 K			0-0 FC4-6 1B		0-0 F9	4 0 1 0 0 1 0
Tom Haller, L (1, 2) OBP: 0.341, SLG: 0.342		0-0 F7		0-0 L4-3		0-0 FC4-6 PB			0-0 F6	4 0 0 0 0 0 1
Ron Fairly, L (1, 9) OBP: 0.266, SLG: 0.229		0-0 E 2B		0-3 K		0-3 K				3 0 1 0 0 2 1
Bob Bailey, R (1, 5) OBP: 0.348, SLG: 0.359		4-0 L6-4 E BB			0-0 F8	0-3 K				2 0 0 0 1 1 1
Paul Popovich, S (1, 4) OBP: 0.290, SLG: 0.258		0-0 P6			0-0 L3		0-3 K			3 0 0 0 0 1 2
Zoilo Versalles, R (1, 6) OBP: 0.236, SLG: 0.272		0-0 L6-4			0-0 L4-3		0-3 K			3 0 0 0 0 1 3
Don Sutton, R (1, 1) John Purdin, R (4, 1) Ted Savage, R (6, PH) Mike Kekich, R (7, 1) Jim Fairey, L (8, PH) Hank Aguirre, R (9, 1)			0-0 L1-3			0-0 L5-3		0-0 F8		1 0 0 0 0 0 0 0 0 0 0 0 0 0 1 0 0 0 0 0 0 0 0 0 0 0 0 0 1 0 0 0 0 0 0 0 0 0 0 0 0 0

Inning Stats	R: 0 E: 0 K: 0 S: 3	H: 0 LOB: 0 BB: 0 P: 3	R: 0 E: 1 K: 0 S: 4	H: 1 LOB: 2 BB: 1 P: 8	R: 0 E: 0 K: 0 S: 3	H: 0 LOB: 0 BB: 0 P: 3	R: 0 E: 0 K: 2 S: 7	H: 0 LOB: 0 BB: 0 P: 7	R: 0 E: 0 K: 0 S: 3	H: 0 LOB: 0 BB: 0 P: 3	R: 0 E: 0 K: 2 S: 8	H: 1 LOB: 1 BB: 0 P: 8	R: 0 E: 0 K: 2 S: 7	H: 0 LOB: 0 BB: 0 P: 7	R: 1 E: 0 K: 1 S: 6	H: 1 LOB: 0 BB: 0 P: 6	1B: 1 2B: 2 3B: 0 HR: 1	SF: 0 SAC: 0 DP: 1 HBP: 0	WP: 0 PB: 1 SB: 0 CS: 0	PA: 31
--------------	------------------------------	---------------------------------	------------------------------	---------------------------------	------------------------------	---------------------------------	------------------------------	---------------------------------	------------------------------	---------------------------------	------------------------------	---------------------------------	------------------------------	---------------------------------	------------------------------	---------------------------------	----------------------------------	------------------------------------	----------------------------------	--------

PITCHER	IP	WLS	BF	H	R	ER	SO	BB	IBB	HBP	BLK	WP	HR	S	P	ERA	WHIP
Juan Marichal, R (1, 1) ERA: 2.93	9.0	W	31	3	1	1	7	1	0	0	0	0	1	44	48	1.00	0.444

BOTTOM

San Francisco Giants @ Los Angeles Dodgers
Dodger Stadium, Los Angeles, CA

Sun Jun 02 1968, 3:33 AM PDT
Att. 38,514 - Unknown

AB	30
R	1
H	3
RBI	1
BB	1
SO	7
LOB	8

Batter	1	2	3	4	5	6	7	8	9	AB R H RBI BB SO LOB	TOP									
Tony Gonzalez, L (1, 7) OBP: 0.337, SLG: 0.333	0-0 E1 G6-4-3		0-0 F8			0-0 F2		0-0 3-1		4 0 0 0 0 0 1	Philadelphia Phillies @ San Francisco Giants Candlestick Park, San Francisco, CA Mon Jun 03 1968, 6:33 AM EDT Att. 3,609 - Unknown									
Cookie Rojas, R (1, 4) OBP: 0.286, SLG: 0.385	0-0 G6-4-3 1-2f			0-0 5-3		0-0 F3 1B		0-0 F3		4 0 1 0 0 0 1										
Johnny Callison, L (1, 9) OBP: 0.348, SLG: 0.446	0-0 F9			4-0 WP BB		0-0 F9		0-0 F5		3 0 0 0 1 0 1										
Don Lock, R (1, 8) OBP: 0.288, SLG: 0.259		0-0 F8		0-0 F7		0-0 F6		0-0 6-3		4 0 0 0 0 0 2										
Bill White, L (1, 3) OBP: 0.348, SLG: 0.391		0-0 4-3		0-0 4-3 1-2		0-0 FC1-4 1B		0-0 PB 1B		4 0 2 0 0 0 1										
Tony Taylor, R (1, 5) OBP: 0.307, SLG: 0.303		0-0 B1-3			0-3 K		0-0 FC1-4 PB 1B	0-0 6-3 1-3		4 1 0 0 0 1 2										
Roberto Pena, R (1, 6) OBP: 0.371, SLG: 0.275			0-0 F9		0-0 1B		0-0 1-H 1B	0-0 4-3		4 0 2 1 0 0 1										
Mike Ryan, R (1, 2) OBP: 0.134, SLG: 0.160			0-3 K		0-0 F8 1-1		0-3 K			3 0 0 0 0 2 2										
Chris Short, R (1, 1) OBP: 0.148, SLG: 0.115			0-0 1B		0-0 6-3		0-0 P4			3 0 1 0 0 0 2										
Inning Stats	R: 0 E: 1 K: 0 S: 3	H: 0 LOB: 0 BB: 0 P: 3	R: 0 E: 0 K: 0 S: 3	H: 0 LOB: 0 BB: 0 P: 3	R: 0 E: 0 K: 1 S: 6	H: 1 LOB: 1 BB: 0 P: 6	R: 0 E: 0 K: 1 S: 6	H: 1 LOB: 1 BB: 0 P: 6	R: 0 E: 0 K: 0 S: 4	H: 1 LOB: 1 BB: 0 P: 4	R: 1 E: 0 K: 1 S: 7	H: 2 LOB: 1 BB: 0 P: 7	R: 0 E: 0 K: 0 S: 3	H: 0 LOB: 0 BB: 0 P: 3	R: 0 E: 0 K: 0 S: 4	H: 1 LOB: 1 BB: 0 P: 4	1B: 6 2B: 0 3B: 0 HR: 0	SF: 0 SAC: 0 DP: 1 HBP: 0	WP: 1 PB: 3 SB: 0 CS: 0	PA: 34
PITCHER	IP WLS BF H R ER SO BB IBB HBP BLK WP HR S P ERA WHIP																			
Ray Sadecki, L (1, 1) ERA: 2.21	7.0 L 27 5 1 0 3 1 0 0 0 1 0 32 36 0.00 0.857																			
Joe Gibbon, L (8, 1) ERA: 0.82	2.0 7 1 0 0 0 0 0 0 0 0 0 7 7 0.00 0.500																			

livebaseballscorecards.com

AB	33
R	1
H	6
RBI	1
BB	1
SO	3
LOB	13



Batter	1	2	3	4	5	6	7	8	9	AB R H RBI BB SO LOB
Ron Hunt, R OBP: 0.343, SLG: 0.300 (1, 4)	4-0 E1 BB		0-0 WP 2B			0-0 FC1-6 1B		0-0 F7		3 0 2 0 1 0 0
Frank Johnson, R OBP: 0.310, SLG: 0.318 (1, 5)	0-0 5-3 1-2		0-0 5-3			0-0 FC1-6 BB BB 1-2f		4-0 G1-6-3 BB		3 0 0 0 1 0 3
Willie McCovey, L OBP: 0.396, SLG: 0.545 (1, 3)	0-0 E1 BB 1B 2-H		0-3 K 2-3			4-0 BB 1-2 BB		0-0 G1-6-3 1-2f		3 0 0 0 1 1 3
Willie Mays, R OBP: 0.344, SLG: 0.491 (1, 8)	4-0 1B 1-2 BB			0-0 4-3		4-0 1-2 2-3 BB		0-3 K		2 0 0 0 2 1 0
Jim Ray Hart, R OBP: 0.345, SLG: 0.483 (1, 7)	0-0 1-2 2-H 1B			0-0 6-3		0-3 K		0-0 HBP 1B		4 0 2 0 0 1 3
Ollie Brown, R OBP: 0.246, SLG: 0.208 (1, 9)		0-0 G4-6-3 1B		0-3 K		0-0 5-3		1-0 G6-4-3 HBP		3 0 1 0 0 1 3
Dick Dietz, R OBP: 0.306, SLG: 0.367 (1, 2)		0-0 L8			0-0 6-3		0-3 K	0-0 G6-4-3 1-2f		4 0 0 0 0 1 3
Hal Lanier, R OBP: 0.222, SLG: 0.257 (1, 6)		0-0 G4-6-3 1-2f			0-0 F9		0-3 K2-3			3 0 0 0 0 1 1
Ray Sadecki, L OBP: 0.182, SLG: 0.167 (1, 1)			0-3 K		0-3 K		0-3 K			2 0 0 0 0 2 0
Jack Hiatt, R OBP: 0.355, SLG: 0.344 (7, PH)										1 0 0 0 0 1 0
Joe Gibbon, R (8, 1)										0 0 0 0 0 0 0
Inning Stats	R: 0 H: 1 E: 1 LOB: 3 K: 0 BB: 2 S: 3 P: 11	R: 0 H: 1 E: 0 LOB: 0 K: 0 BB: 0 S: 3 P: 3	R: 0 H: 1 E: 0 LOB: 1 K: 2 BB: 0 S: 8 P: 8	R: 0 H: 0 E: 0 LOB: 0 K: 1 BB: 0 S: 5 P: 5	R: 0 H: 0 E: 0 LOB: 0 K: 1 BB: 0 S: 5 P: 5	R: 0 H: 1 E: 0 LOB: 3 K: 1 BB: 2 S: 6 P: 14	R: 0 H: 0 E: 0 LOB: 0 K: 3 BB: 0 S: 9 P: 9	R: 0 H: 0 E: 0 LOB: 0 K: 0 BB: 1 S: 2 P: 6	R: 0 H: 1 E: 0 LOB: 1 K: 1 BB: 0 S: 5 P: 6	1B: 4 SF: 0 2B: 1 SAC: 0 3B: 0 DP: 3 HR: 0 HBP: 1
PITCHER Chris Short, L (1, 1) ERA: 2.42	IP 9.0 WLS W BF 34 H 5 R 0 ER 0 SO 9 BB 5 IBB 0 HBP 1 BLK 0 WP 1 HR 0 S 46 P 67 ERA 0.00 WHIP 1.111									WP: 1 PA: 34 PB: 0 SB: 0 CS: 0

BOTTOM

Philadelphia Phillies @ San Francisco Giants
Candlestick Park, San Francisco, CA

Mon Jun 03 1968, 6:33 AM EDT
Att. 3,609 - Unknown

livebaseballscorecards.com

AB 28
R 0
H 5
RBI 0
BB 5
SO 9
LOB 16



Batter	1	2	3	4	5	6	7	8	9	AB R H RBI BB SO LOB	TOP											
Tony Gonzalez, L (1, 7) OBP: 0.333, SLG: 0.330	0-0 P6	0-0 P4			0-3 K			0-0 2B 1B		4 1 1 0 0 1 1												
Cookie Rojas, R (1, 4) OBP: 0.291, SLG: 0.394	0-0 HR 1B		0-0 L7			0-0 1-3		0-0 E 2B		4 2 2 1 0 0 0												
Johnny Callison, L (1, 9) OBP: 0.352, SLG: 0.463	0-0 HR		0-3 K			0-0 6-3		4-0 E L9-2-5 IBB		3 1 1 2 1 1 0												
Don Lock, R (1, 8) OBP: 0.271, SLG: 0.242	0-3 K		0-0 F9			0-0 3-1		0-0 E3		4 0 0 0 0 1 1												
Bill White, L (1, 3) OBP: 0.340, SLG: 0.380	0-0 4-3				0-0 4-3		0-0 3-1	0-0 L9-2-5		4 0 0 0 0 0 2												
Tony Taylor, R (1, 5) OBP: 0.316, SLG: 0.313		0-0 SH3-4 E 1B			0-0 F9		0-0 F8-4 S 1B		0-0 FC6-4 1B	4 1 3 0 0 0 0												
Roberto Pena, R (1, 6) OBP: 0.369, SLG: 0.264		0-0 SH3-4			0-0 1-6-3		4-0 1-2 IBB		0-0 FC6-4	2 0 0 0 1 0 1												
Mike Ryan, R (1, 2) OBP: 0.128, SLG: 0.153		0-3 K			0-0 5-3		0-0 F8-4		0-3 K	4 0 0 0 0 2 4												
Larry Jackson, R (1, 1) OBP: 0.121, SLG: 0.121		0-0 E6			0-3 K			0-0 6-3	0-0 G3	4 0 0 0 0 1 1												
Inning Stats	R: 2 E: 0 K: 1 S: 7	H: 2 LOB: 0 BB: 0 P: 7	R: 1 E: 1 K: 1 S: 7	H: 1 LOB: 1 BB: 0 P: 7	R: 0 E: 0 K: 1 S: 5	H: 0 LOB: 0 BB: 0 P: 5	R: 0 E: 0 K: 0 S: 3	H: 0 LOB: 0 BB: 0 P: 3	R: 0 E: 0 K: 2 S: 7	H: 0 LOB: 0 BB: 0 P: 7	R: 0 E: 0 K: 0 S: 3	H: 0 LOB: 0 BB: 0 P: 3	R: 0 E: 0 K: 0 S: 3	H: 1 LOB: 1 BB: 1 P: 7	R: 2 E: 1 K: 0 S: 5	H: 2 LOB: 1 BB: 1 P: 9	R: 0 E: 0 K: 1 S: 6	H: 1 LOB: 1 BB: 0 P: 6	1B: 5 2B: 3 3B: 0 HR: 1	SF: 0 SAC: 1 DP: 2 HBP: 0	WP: 0 PB: 0 SB: 1 CS: 0	PA: 36
PITCHER	IP WLS BF H R ER SO BB IBB HBP BLK WP HR S P ERA WHIP																					
Mike McCormick, L (1, 1) ERA: 3.39	7.0 L 26 4 3 2 5 0 1 0 0 0 0 1 35 39 2.57 0.571																					
Bobby Bolin, R (8, 1) ERA: 2.57	0.1 5 2 2 1 0 0 0 1 0 0 0 0 4 8 27.00 6.000																					
Bill Henry, L (8, 1) ERA: 4.15	0.2 1 0 0 0 0 0 0 0 0 0 0 0 1 1 0.00 0.000																					
Ron Herbel, R (9, 1) ERA: 2.79	1.0 4 1 0 0 0 1 0 0 0 0 0 0 6 6 0.00 1.000																					

Philadelphia Phillies @ San Francisco Giants
Candlestick Park, San Francisco, CA
Tue Jun 04 1968, 10:05 PM EDT
Att. 4,870 - Unknown

AB	33
R	5
H	7
RBI	3
BB	2
SO	6
LOB	10



Batter	1	2	3	4	5	6	7	8	9	AB	R	H	RBI	BB	SO	LOB
Ron Hunt, R (1, 4) OBP: 0.341, SLG: 0.295	0-0 6-3		0-0 1-3		4-0 BB			0-0 6-3		3	0	0	0	1	0	0
Ty Cline, L (1, 8) OBP: 0.238, SLG: 0.241	0-0 L6			0-0 L3	0-0 F2			0-0 L1-3		4	0	0	0	0	0	2
Dave Marshall, L (1, 9) OBP: 0.307, SLG: 0.294	0-0 4-3			0-0 G3		0-0 E8 3-1 1B		0-0 5-3		4	0	1	0	0	0	0
Willie McCovey, L (1, 3) OBP: 0.399, SLG: 0.563		0-0 HR		4-0 HBP BB		0-0 3-1		0-0 F8		3	1	1	1	1	0	1
Jim Ray Hart, R (1, 7) OBP: 0.349, SLG: 0.480		0-0 6-3		1-0 HBP		0-0 L4		0-0 L4-3 1B		3	0	1	0	0	0	1
Frank Johnson, R (1, 5) OBP: 0.293, SLG: 0.300		0-0 6-3		0-0 6-3		0-0 L8		0-0 L4-3		4	0	0	0	0	0	4
Dick Dietz, R (1, 2) OBP: 0.307, SLG: 0.378		0-0 P4			0-0 4-3 2B		0-0 1-3			3	0	1	0	0	0	0
Hal Lanier, R (1, 6) OBP: 0.219, SLG: 0.253			0-0 6-3		0-0 4-3		4-0 G4-6-3 BB			2	0	0	0	0	0	1
Jim Davenport, R (7, PH) OBP: 0.284, SLG: 0.243					2-3					0	0	0	0	1	0	0
Nate Oliver, R (8, 6) OBP: 0.200, SLG: 0.229										0	0	0	0	0	0	0
Mike McCormick, L (1, 1) OBP: 0.143, SLG: 0.080			0-3 K		0-3 K		0-0 G4-6-3 1-2f			2	0	0	0	0	2	1
Jack Hiatt, R (7, PH) OBP: 0.352, SLG: 0.341										1	0	0	0	0	0	1
Bobby Bolin, R (8, 1)										0	0	0	0	0	0	0
Bill Henry, L (8, 1)										0	0	0	0	0	0	0
Ron Herbel, R (9, 1)										0	0	0	0	0	0	0

Inning Stats	R: 0	H: 0	E: 0	K: 0	S: 3	R: 1	H: 1	E: 0	K: 0	S: 4	R: 0	H: 0	E: 0	K: 1	S: 5	R: 0	H: 0	E: 0	K: 0	S: 3	R: 0	H: 1	E: 0	K: 1	S: 6	R: 0	H: 0	E: 0	K: 0	S: 2	R: 0	H: 0	E: 0	K: 0	S: 3	R: 0	H: 1	E: 0	K: 0	S: 3	1B: 2	2B: 2	3B: 0	HR: 1	SF: 0	SAC: 0	DP: 2	HBP: 1	WP: 0	PA: 33
	0	0	0	0	3	1	1	0	0	4	0	0	0	1	5	0	0	0	0	3	0	0	0	0	1	6	0	0	0	0	6	0	0	0	3	0	0	0	3	2	2	0	2	1	0	33				

PITCHER	IP	WLS	BF	H	R	ER	SO	BB	IBB	HBP	BLK	WP	HR	S	P	ERA	WHIP
Larry Jackson, R (1, 1) ERA: 2.45	9.0	W	33	4	1	1	2	3	0	1	0	0	1	33	46	1.00	0.778

BOTTOM

Philadelphia Phillies @ San Francisco Giants
 Candlestick Park, San Francisco, CA
 Tue Jun 04 1968, 10:05 PM EDT
 Att. 4,870 - Unknown

livebaseballscorecards.com

AB	29
R	1
H	4
RBI	1
BB	3
SO	2
LOB	11



Batter	1	2	3	4	5	6	7	8	9	AB R H RBI BB SO LOB	TOP
Cookie Rojas, R OBP: 0.290, SLG: 0.391 (1, 4) X	0-0 4-3 S SF7 1B	0-0 F7			0-0 P6			0-0 3-1		4 1 1 0 0 0 0	
John Briggs, L OBP: 0.360, SLG: 0.319 (1, 8) X	0-0 4-3 1-3		4-0 G4-6-3 1B BB		0-0 CS 1B			0-0 P6		3 0 1 0 1 0 1	
Tony Gonzalez, L OBP: 0.339, SLG: 0.333 (1, 7) X	0-0 SF7 3-H		0-0 G4-6-3 1B		0-0 CS 1-2	0-0 4-3		4-0 1B BB		2 0 1 1 1 0 0	
Johnny Callison, L OBP: 0.355, SLG: 0.463 (1, 9) X	0-0 1B E 1B		0-0 G4-6-3 1-2f 2-3		0-0 E6 FC4-6			0-0 1-2 1B		4 1 2 0 0 0 2	
Bill White, L OBP: 0.337, SLG: 0.376 (1, 3) X	0-0 1-2 E 1B		0-0 G3		0-0 FC4-6 1-2f			0-0 3-1		4 0 1 0 0 0 4	
Tony Taylor, R OBP: 0.310, SLG: 0.306 (1, 5) X	0-0 E4 1-2 2-H		0-0 4-3		0-0 5-3			0-0 4-3		4 0 0 0 0 0 2	
Clay Dalrymple, L OBP: 0.262, SLG: 0.240 (1, 2) X	0-0 4-3		0-3 K		0-3 K			0-0 L8		4 0 0 0 0 2 2	
Roberto Pena, R OBP: 0.348, SLG: 0.246 (1, 6) X		0-0 4-3	0-0 4-3		0-0 1-3			0-0 F3		4 0 0 0 0 0 0	
Woodie Fryman, R OBP: 0.171, SLG: 0.121 (1, 1) X		0-3 K	0-3 K		0-3 K					3 0 0 0 0 3 0	
Inning Stats	R: 2 E: 1 K: 0 S: 7 H: 3 LOB: 2 BB: 0 P: 7	R: 0 E: 0 K: 1 S: 5 H: 0 LOB: 0 BB: 0 P: 5	R: 0 E: 0 K: 0 S: 3 H: 1 LOB: 1 BB: 1 P: 7	R: 0 E: 0 K: 1 S: 5 H: 0 LOB: 0 BB: 0 P: 5	R: 0 E: 0 K: 1 S: 5 H: 1 LOB: 0 BB: 0 P: 5	R: 0 E: 1 K: 0 S: 4 H: 0 LOB: 1 BB: 0 P: 4	R: 0 E: 0 K: 2 S: 7 H: 0 LOB: 0 BB: 0 P: 7	R: 0 E: 0 K: 0 S: 4 H: 1 LOB: 2 BB: 1 P: 8	R: 0 E: 0 K: 0 S: 3 H: 0 LOB: 0 BB: 0 P: 3	1B: 6 2B: 0 3B: 0 HR: 0 SF: 1 SAC: 0 DP: 1 HBP: 0	WP: 0 PB: 0 SB: 1 CS: 1 PA: 36
PITCHER	IP WLS BF H R ER SO BB IBB HBP BLK WP HR S P ERA WHIP										
Gaylord Perry, R ERA: 2.72 (1, 1)	8.0 L 32 6 2 1 5 2 0 0 0 0 0 0 40 48 1.12 1.000										
Frank Linzy, R ERA: 2.63 (9, 1)	1.0 3 0 0 0 0 0 0 0 0 0 0 0 3 3 0.00 0.000										

Philadelphia Phillies @ San Francisco Giants
 Candlestick Park, San Francisco, CA
 Wed Jun 05 1968, 6:33 AM EDT
 Att. 3,018 - Unknown

livebaseballscorecards.com

AB	32
R	2
H	6
RBI	1
BB	2
SO	5
LOB	11



Batter	1	2	3	4	5	6	7	8	9	AB	R	H	RBI	BB	SO	LOB
Frank Johnson, R OBP: 0.278, SLG: 0.284 (1, 6) (9, 5)	0-0 L3		0-0 F8		0-0 G3			0-0 4-3		4	0	0	0	0	0	0
Jim Davenport, R OBP: 0.283, SLG: 0.237 Ty Cline, L OBP: 0.238, SLG: 0.241 Frank Linzy, R (1, 5) (8, PR) (9, 1)	0-0 5-3		0-0 4-3		0-0 5-3			4-0 BB		3	0	0	0	1	0	0
Willie McCovey, L OBP: 0.395, SLG: 0.554 (1, 3)	0-3 K		0-0 1B		0-0 4-3			0-3 K		4	0	1	0	0	2	1
Willie Mays, R OBP: 0.347, SLG: 0.506 (1, 8)		0-0 HR	0-0 P4		0-0 1-6-3			4-0 FC3-6 BB		3	1	1	1	1	0	1
Jim Ray Hart, R OBP: 0.341, SLG: 0.467 (1, 7)		0-0 F8		0-0 F7		0-3 K		0-0 FC3-6 1B		4	0	0	0	0	1	1
Ollie Brown, R OBP: 0.262, SLG: 0.246 (1, 9)		0-0 L9		0-0 6-3 2B		0-0 4-3		0-0 1-2 G5-3 1B		4	0	2	0	0	0	0
Dick Dietz, R OBP: 0.304, SLG: 0.372 (1, 2)		0-0 1B 1B		0-0 6-3 2-3		0-0 5-3		0-0 1-2 G5-3		4	0	1	0	0	0	3
Nate Oliver, R OBP: 0.211, SLG: 0.237 (1, 4) (9, 6)		0-0 1-2 1B		0-0 L7		0-0 F8				3	0	1	0	0	0	1
Gaylord Perry, R OBP: 0.125, SLG: 0.125 Ron Hunt, R OBP: 0.340, SLG: 0.293 (1, 1) (8, PH) (9, 4)		0-0 P4		0-3 K		0-0 F9				2	0	0	0	0	1	2
										1	0	0	0	0	0	0

Inning Stats	R: 0 E: 0 K: 1 S: 5	H: 0 LOB: 0 BB: 0 P: 5	R: 1 E: 0 K: 0 S: 6	H: 3 LOB: 2 BB: 0 P: 6	R: 0 E: 0 K: 0 S: 4	H: 1 LOB: 1 BB: 0 P: 4	R: 0 E: 0 K: 0 S: 4	H: 1 LOB: 1 BB: 0 P: 4	R: 0 E: 0 K: 1 S: 5	H: 0 LOB: 0 BB: 0 P: 5	R: 0 E: 0 K: 0 S: 3	H: 0 LOB: 0 BB: 0 P: 3	R: 0 E: 0 K: 1 S: 5	H: 0 LOB: 1 BB: 1 P: 9	R: 0 E: 0 K: 0 S: 3	H: 1 LOB: 1 BB: 1 P: 7	1B: 4 2B: 1 3B: 0 HR: 1	SF: 0 SAC: 0 DP: 1 HBP: 0	WP: 0 PB: 0 SB: 0 CS: 0	PA: 34
---------------------	------------------------------	---------------------------------	------------------------------	---------------------------------	------------------------------	---------------------------------	------------------------------	---------------------------------	------------------------------	---------------------------------	------------------------------	---------------------------------	------------------------------	---------------------------------	------------------------------	---------------------------------	----------------------------------	------------------------------------	----------------------------------	--------

PITCHER Woody Fryman, L ERA: 1.68 (1, 1)	IP 9.0	WLS W	BF 34	H 6	R 1	ER 1	SO 4	BB 2	IBB 0	HBP 0	BLK 0	WP 0	HR 1	S 40	P 48	ERA 1.00	WHIP 0.889	PITCHER	IP 9.0	WLS W	BF 34	H 6	R 1	ER 1	SO 4	BB 2	IBB 0	HBP 0	BLK 0	WP 0	HR 1	S 40	P 48	ERA 1.00	WHIP 0.889
--	-----------	----------	----------	--------	--------	---------	---------	---------	----------	----------	----------	---------	---------	---------	---------	-------------	---------------	----------------	-----------	----------	----------	--------	--------	---------	---------	---------	----------	----------	----------	---------	---------	---------	---------	-------------	---------------

BOTTOM

Philadelphia Phillies @ San Francisco Giants
Candlestick Park, San Francisco, CA
Wed Jun 05 1968, 6:33 AM EDT
Att. 3,018 - Unknown

livebaseballscorecards.com

AB	32
R	1
H	6
RBI	1
BB	2
SO	4
LOB	9



Batter	1	2	3	4	5	6	7	8	9	AB R H RBI BB SO LOB	TOP																								
Cookie Rojas, R OBP: 0.289, SLG: 0.387 (1, 4)	0-0 F7		0-0 1B		0-0 L8			0-0 L8		4 1 1 1 0 0 0																									
John Briggs, L OBP: 0.367, SLG: 0.320 (1, 8)	0-3 K		0-0 1B		0-0 3-1			4-0 BB		3 0 1 0 1 1 0																									
Tony Gonzalez, L OBP: 0.354, SLG: 0.370 (1, 7)	0-0 3B		0-0 1B		0-0 CS 1B			0-0 F9		4 0 3 1 0 0 1																									
Johnny Callison, L OBP: 0.347, SLG: 0.452 (1, 9)	0-3 K		0-0 FC3-2-5-1		0-0 F5			0-3 K		4 0 0 0 0 2 4																									
Bill White, L OBP: 0.335, SLG: 0.379 (1, 3)		0-3 K	0-3 K		0-3 K			0-0 2B		4 0 1 0 0 3 3																									
Tony Taylor, R OBP: 0.308, SLG: 0.305 (1, 5)		0-0 5-3		0-0 F5 S 1B			0-0 6-3	0-0 P4		4 0 1 0 0 0 1																									
Clay Dalrymple, L OBP: 0.250, SLG: 0.228 (1, 2)		0-0 4-3		0-0 F5			0-0 P5	0-0 F9		4 0 0 0 0 0 2																									
Roberto Pena, R OBP: 0.333, SLG: 0.233 Turk Farrell, R (7, 1)			0-0 E6 4-3 1B		0-0 F9		0-3 K			3 1 0 0 0 1 0 0 0 0 0 0 0 0																									
Rick Wise, R OBP: 0.158, SLG: 0.263 Gary Wagner, R Howie Bedell, L Jeff James, R Grant Jackson, S Gary Sutherland, R (1, 1) (2, 1) (3, PH) (3, 1) (7, 1) (7, 6)			0-0 4-3		0-3 K			0-0 F3		0 0 0 0 0 0 0 0 0 0 0 0 0 0 1 0 0 0 0 0 1 1 0 0 0 0 0 1 0 0 0 0 0 0 0 1 0 0 0 0 0 0																									
Inning Stats	R: 0 E: 0 K: 2 S: 8	H: 1 LOB: 1 BB: 0 P: 8	R: 0 E: 0 K: 1 S: 5	H: 0 LOB: 0 BB: 0 P: 5	R: 2 E: 1 K: 1 S: 9	H: 3 LOB: 2 BB: 0 P: 9	R: 0 E: 0 K: 0 S: 3	H: 1 LOB: 0 BB: 0 P: 3	R: 0 E: 0 K: 1 S: 5	H: 0 LOB: 0 BB: 0 P: 5	R: 0 E: 0 K: 1 S: 5	H: 1 LOB: 1 BB: 0 P: 5	R: 0 E: 0 K: 1 S: 5	H: 0 LOB: 0 BB: 0 P: 5	R: 0 E: 0 K: 0 S: 3	H: 0 LOB: 1 BB: 1 P: 7	R: 0 E: 0 K: 1 S: 6	H: 1 LOB: 1 BB: 0 P: 6	1B: 5 2B: 2 3B: 1 HR: 0	SF: 0 SAC: 0 DP: 1 HBP: 0	WP: 0 PB: 0 SB: 1 CS: 1	PA: 34													
PITCHER Juan Marichal, R ERA: 2.78 (1, 1)	IP 9.0	WLS W	BF 34	H 7	R 2	ER 1	SO 8	BB 1	IBB 0	HBP 0	BLK 0	WP 0	HR 0	S 49	P 53	ERA 1.00	WHIP 0.889	PITCHER	IP 9.0	WLS W	BF 34	H 7	R 2	ER 1	SO 8	BB 1	IBB 0	HBP 0	BLK 0	WP 0	HR 0	S 49	P 53	ERA 1.00	WHIP 0.889

Philadelphia Phillies @ San Francisco Giants
Candlestick Park, San Francisco, CA

Thu Jun 06 1968, 6:33 AM EDT
Att. 3,758 - Unknown

livebaseballscorecards.com

AB 33
R 2
H 7
RBI 2
BB 1
SO 8
LOB 12



Batter	1	2	3	4	5	6	7	8	9	AB	R	H	RBI	BB	SO	LOB
Ron Hunt, R OBP: 0.336, SLG: 0.291 (1, 4)	0-0 1-3	0-0 FC4-6			0-0 1B	0-0 F9		0-0 F8		5	0	1	1	0	0	3
Frank Johnson, R OBP: 0.289, SLG: 0.295 (1, 5)	0-0 L7	0-0 F8			0-0 1B		0-0 HR			4	1	2	0	0	0	1
Willie Mays, R OBP: 0.350, SLG: 0.503 (1, 8)	0-0 HR		0-3 K		0-3 K		4-0 HR			3	2	1	0	1	2	2
Willie McCovey, L OBP: 0.398, SLG: 0.545 (1, 3)	4-0 HR		0-0 G1		4-0 L6-3		0-3 K			2	1	0	0	2	1	2
Jim Ray Hart, R OBP: 0.345, SLG: 0.506 (1, 7)	0-0 HR		0-0 P4		0-0 L6-3		0-0 HR			4	2	2	6	0	0	3
Dave Marshall, L OBP: 0.304, SLG: 0.292 (1, 9)	0-3 K			0-0 SH3-4		0-0 4-3		0-0 4-3		4	0	1	0	0	1	0
Nate Oliver, R OBP: 0.220, SLG: 0.225 (1, 6)		0-0 F9		0-0 SH3-4		4-0 1B		0-0 F8		2	0	0	0	1	0	0
Bob Barton, R OBP: 0.267, SLG: 0.241 (1, 2)		0-0 FC4-6		0-0 1-3		0-0 1B		0-0 6-3		4	1	2	0	0	0	1
Juan Marichal, R OBP: 0.125, SLG: 0.146 (1, 1)		0-0 E1		0-3 K		0-3 K		0-0 P6		4	0	0	0	0	2	4

Inning Stats	R: 3	H: 2	E: 0	K: 1	S: 7	LOB: 0	BB: 1	P: 11	R: 1	H: 1	E: 1	K: 0	S: 5	LOB: 1	BB: 0	P: 5	R: 0	H: 0	E: 0	K: 1	S: 5	LOB: 0	BB: 0	P: 5	R: 0	H: 2	E: 0	K: 1	S: 6	LOB: 2	BB: 1	P: 10	R: 0	H: 1	E: 0	K: 1	S: 6	LOB: 2	BB: 1	P: 10	R: 3	H: 2	E: 0	K: 1	S: 7	LOB: 0	BB: 1	P: 11	R: 0	H: 0	E: 0	K: 0	S: 3	LOB: 0	BB: 0	P: 3
--------------	------	------	------	------	------	--------	-------	-------	------	------	------	------	------	--------	-------	------	------	------	------	------	------	--------	-------	------	------	------	------	------	------	--------	-------	-------	------	------	------	------	------	--------	-------	-------	------	------	------	------	------	--------	-------	-------	------	------	------	------	------	--------	-------	------

PITCHER	IP	WLS	BF	H	R	ER	SO	BB	IBB	HBP	BLK	WP	HR	S	P	ERA	WHIP
Rick Wise, R ERA: 4.45 (1, 1)	1.1	L	8	3	4	3	1	1	0	0	0	0	1	9	13	20.25	3.000
Gary Wagner, R ERA: 3.24 (2, 1)	0.2		3	0	0	0	0	0	0	0	0	0	0	3	3	0.00	0.000
Jeff James, R ERA: 4.58 (3, 1)	4.0		19	5	2	2	4	2	1	0	0	0	0	24	36	4.50	1.750
Grant Jackson, L ERA: 1.5 (7, 1)	0.1		1	0	0	0	1	0	0	0	0	0	0	3	3	0.00	0.000
Turk Farrell, R ERA: 0.75 (7, 1)	1.2		6	1	1	1	0	0	0	0	0	0	1	6	6	5.40	0.600

BOTTOM

Philadelphia Phillies @ San Francisco Giants
Candlestick Park, San Francisco, CA

Thu Jun 06 1968, 6:33 AM EDT
Att. 3,758 - Unknown

AB	32
R	7
H	9
RBI	7
BB	4
SO	6
LOB	16



WP	HR	S	P	ERA	WHIP
0	0	1	0	0	0

Batter	1	2	3	4	5	6	7	8	9	AB R H RBI BB SO LOB	TOP											
Cleon Jones, R OBP: 0.280, SLG: 0.401 (1, 7)	0-0 G3		0-0 5-3			0-0 L3 1B		0-0 S 1B	0-3 K	5 0 2 1 0 1 1												
Phil Linz, R OBP: 0.167, SLG: 0.111 (1, 4)	0-0 F4			0-0 1-3		0-0 L3		0-0 F7		4 0 0 0 0 0 2												
Jerry Grote, R OBP: 0.370, SLG: 0.386 (1, 2)	0-3 K2-3			0-0 E6 FC6-4			0-0 E SH3-4 1B	0-3 K		4 0 1 0 0 2 1												
Ed Charles, R OBP: 0.321, SLG: 0.525 (1, 5)		0-0 G4-3 1B		0-0 FC6-4 CS		0-0 SH3-4		0-0 HR		3 1 2 0 0 0 1												
Ron Swoboda, R OBP: 0.327, SLG: 0.428 (1, 9)		0-0 G4-3 1B		0-0 F6		4-0 E IBB		0-0 HR		3 1 2 2 1 0 1												
Greg Goossen, R OBP: 0.326, SLG: 0.316 (1, 3)		0-0 G4-3			0-0 1B		0-0 E1		0-0 3-1	3 0 1 0 0 0 4												
Don Bosch, S OBP: 0.176, SLG: 0.100 (7, PR)		1-2f 2-3				1-2 2-3				0 0 0 0 0 0 0												
Ed Kranepool, L OBP: 0.250, SLG: 0.224 (7, 3)										1 0 0 0 0 0 0												
Tommie Agee, R OBP: 0.228, SLG: 0.298 (1, 8)		0-3 K			0-3 K		0-0 G6-4-3		0-0 HR	4 1 1 1 0 2 4												
Al Weis, S OBP: 0.211, SLG: 0.198 (1, 6)			0-0 F9		0-0 F8			0-0 1B 1B	0-0 4-3	4 1 1 0 0 0 0												
Nolan Ryan, R OBP: 0.192, SLG: 0.125 (1, 1)			0-3 K			0-3 K		0-0 1B 1B	4-0 BB	3 0 1 0 0 2 0												
Cal Koonce, R (8, 1)										0 0 0 0 1 0 0												
Inning Stats	R: 0 E: 0 K: 1 S: 5	H: 0 LOB: 0 BB: 0 P: 5	R: 0 E: 0 K: 1 S: 6	H: 2 LOB: 1 BB: 0 P: 6	R: 0 E: 0 K: 1 S: 5	H: 0 LOB: 0 BB: 0 P: 5	R: 0 E: 1 K: 0 S: 4	H: 0 LOB: 1 BB: 0 P: 4	R: 0 E: 0 K: 1 S: 5	H: 1 LOB: 0 BB: 0 P: 5	R: 0 E: 0 K: 1 S: 5	H: 1 LOB: 0 BB: 0 P: 5	R: 0 E: 1 K: 0 S: 4	H: 1 LOB: 3 BB: 1 P: 8	R: 1 E: 0 K: 1 S: 7	H: 3 LOB: 1 BB: 0 P: 7	R: 3 E: 0 K: 1 S: 8	H: 3 LOB: 1 BB: 1 P: 12	1B: 9 2B: 1 3B: 0 HR: 2	SF: 0 SAC: 1 DP: 3 HBP: 0	WP: 0 PB: 0 SB: 1 CS: 1	PA: 37
PITCHER	IP WLS BF H R ER SO BB IBB HBP BLK WP HR S P ERA WHIP																					
Ray Sadecki, L ERA: 2.39 (1, 1)	8.1 L 34 11 4 4 6 0 1 0 0 0 0 2 45 49 4.32 1.320																					
Frank Linzy, R ERA: 2.57 (9, 1)	0.2 3 0 0 0 1 1 0 0 0 0 0 0 4 8 0.00 1.500																					

New York Mets @ San Francisco Giants
 Candlestick Park, San Francisco, CA
 Fri Jun 07 1968, 10:05 PM EDT
 Att. 7,805 - Unknown

AB	34
R	4
H	11
RBI	4
BB	2
SO	7
LOB	14



Batter	1	2	3	4	5	6	7	8	9	AB	R	H	RBI	BB	SO	LOB
Ron Hunt, R OBP: 0.344, SLG: 0.297 (1, 4)	0-0 1B		0-0 1B			0-0 F3		4-0 FC3-8 BB		3	0	2	0	1	0	0
Frank Johnson, R OBP: 0.276, SLG: 0.280 (1, 5)	0-3 K		0-0 F9			0-3 K		0-0 FC3-6 1-2f		4	0	0	0	0	2	3
Willie Mays, R OBP: 0.343, SLG: 0.492 (1, 8)	0-0 F4				0-0 F6			0-0 F8		4	0	0	0	0	0	2
Willie McCovey, L OBP: 0.394, SLG: 0.537 (1, 3)	0-0 G3				0-0 4-3			0-0 4-3		4	0	1	0	0	0	2
Jim Ray Hart, R OBP: 0.343, SLG: 0.500 (1, 7)		0-0 F5			0-0 F2			0-0 F2		4	0	1	0	0	0	0
Dave Marshall, L OBP: 0.301, SLG: 0.280 (1, 9)		0-3 K				0-0 F8		0-0 F8		3	0	0	0	1	1	0
Nate Oliver, R OBP: 0.209, SLG: 0.214 (1, 6)		0-3 K				0-0 F7		0-3 K		2	0	0	0	0	1	0
Jim Davenport, R OBP: 0.279, SLG: 0.234 (6, 6)								6-3		2	0	0	0	0	1	3
Bob Barton, R OBP: 0.281, SLG: 0.233 (1, 2)			0-3 K			4-0 K		0-3 K		1	0	0	0	1	1	0
Jack Hiatt, R OBP: 0.349, SLG: 0.337 (7, PH) (8, 2)						BB				1	0	0	0	0	1	3
Ray Sadecki, L OBP: 0.167, SLG: 0.152 (1, 1)			0-0 6-3			0-0 F2		0-0 F2		3	0	0	0	0	0	4
Frank Linzy, R (9, 1)										0	0	0	0	0	0	0

Inning Stats	R: 0	H: 1	E: 0	K: 1	S: 6	R: 0	H: 0	E: 0	K: 2	S: 7	R: 0	H: 1	E: 0	K: 1	S: 6	R: 0	H: 0	E: 0	K: 0	S: 3	R: 0	H: 0	E: 0	K: 0	S: 3	R: 0	H: 2	E: 0	K: 2	S: 9	R: 0	H: 0	E: 0	K: 0	S: 3	R: 0	H: 0	E: 0	K: 0	S: 3	R: 0	H: 0	E: 0	K: 0	S: 3	
	LOB: 1	BB: 0	P: 6	LOB: 0	BB: 0	P: 7	LOB: 1	BB: 0	P: 6		LOB: 0	BB: 0	P: 3	LOB: 1	BB: 1	P: 7	LOB: 3	BB: 1	P: 13	LOB: 1	BB: 1	P: 7	LOB: 0	BB: 0	P: 3	LOB: 0	BB: 0	P: 3	LOB: 0	BB: 0	P: 3	LOB: 0	BB: 0	P: 3	LOB: 0	BB: 0	P: 3	LOB: 0	BB: 0	P: 3	LOB: 0	BB: 0	P: 3	LOB: 0	BB: 0	P: 3
	1B: 4	2B: 0	3B: 0	HR: 0	SF: 0	SAC: 0	DP: 0	HBP: 0	WP: 0	PA: 34		WP: 0	PA: 34		WP: 0	PA: 34		WP: 0	PA: 34		WP: 0	PA: 34		WP: 0	PA: 34		WP: 0	PA: 34		WP: 0	PA: 34		WP: 0	PA: 34		WP: 0	PA: 34		WP: 0	PA: 34		WP: 0	PA: 34		WP: 0	PA: 34
PITCHER	IP	WLS	BF	H	R	ER	SO	BB	IBB	HBP	BLK	WP	HR	S	P	ERA	WHIP																													
Nolan Ryan, R ERA: 2.05 (1, 1)	7.0	W	28	4	0	0	7	3	0	0	0	0	0	39	51	0.00	1.000																													
Cal Koonce, R ERA: 0.33 (8, 1)	2.0	S	6	0	0	0	0	0	0	0	0	0	0	6	6	0.00	0.000																													

BOTTOM

New York Mets @ San Francisco Giants
Candlestick Park, San Francisco, CA

Fri Jun 07 1968, 10:05 PM EDT
Att. 7,805 - Unknown

livebaseballscores.com

AB	31
R	0
H	4
RBI	0
BB	3
SO	7
LOB	17



Batter	1	2	3	4	5	6	7	8	9	AB R H RBI BB SO LOB	TOP						
Cleon Jones, R (1, 7) OBP: 0.279, SLG: 0.404	0-0 PB FC4-6 2B		0-3 K		0-0 4-3			0-3 K		4 1 1 0 0 2 2							
Kevin Collins, L (1, 4) OBP: 0.222, SLG: 0.125 (8, 5)	4-0 FC4-6 BB SF8-3-4 BB		0-0 F8			0-0 F6		0-0 1B 1B		3 1 1 1 1 0 1							
Art Shamsky, L (1, 3) OBP: 0.311, SLG: 0.423	4-0 FC4-6 1-2 BB		0-0 2B			0-0 F8		0-0 1B 1B		3 0 2 1 1 0 0							
J.C. Martin, L (1, 2) OBP: 0.468, SLG: 0.457 Jerry Grote, R (8, PH) OBP: 0.374, SLG: 0.386 (8, 2)	0-0 FC4-6 SF8-3-4 1-2f 2-3 3-H		0-3 K			0-0 F7		4-0 1-2 BB		3 0 0 1 0 1 3 0 0 0 0 1 0 0							
Ed Charles, R (1, 5) OBP: 0.311, SLG: 0.512 Cal Koonce, R (8, 1)	0-0 SF8-3-4 1-2 3-H		0-0 4-3			0-0 F9		0-0 6-3		3 0 0 1 0 0 3 0 0 0 0 0 0 0							
Ron Swoboda, R (1, 9) OBP: 0.321, SLG: 0.419		0-3 K		0-3 K		0-0 4-3		0-0 E6		4 0 0 0 0 2 0							
Tommie Agee, R (1, 8) OBP: 0.222, SLG: 0.290		0-0 F8		0-3 K		0-3 K		0-3 K		4 0 0 0 0 3 1							
Al Weis, S (1, 6) OBP: 0.212, SLG: 0.193		0-0 F5			0-0 6-3			4-0 4-3 1B WP BB		3 1 0 0 1 0 1							
Jerry Koosman, R (1, 1) OBP: 0.086, SLG: 0.088 Phil Linz, R (8, PH) OBP: 0.160, SLG: 0.106 (8, 4)			0-0 2B 2B		0-3 K			0-0 4-3 1-3		2 1 1 0 0 1 0 2 0 0 0 0 1 2							
Inning Stats	R: 2 H: 1 E: 0 LOB: 0 K: 0 BB: 2 S: 3 P: 11	R: 0 H: 0 E: 0 LOB: 0 K: 1 BB: 0 S: 5 P: 5	R: 1 H: 2 E: 0 LOB: 1 K: 2 BB: 0 S: 9 P: 9	R: 0 H: 0 E: 0 LOB: 0 K: 2 BB: 0 S: 7 P: 7	R: 0 H: 0 E: 0 LOB: 0 K: 1 BB: 0 S: 5 P: 5	R: 0 H: 0 E: 0 LOB: 0 K: 1 BB: 0 S: 3 P: 3	R: 0 H: 0 E: 0 LOB: 0 K: 1 BB: 0 S: 5 P: 5	R: 1 H: 2 E: 0 LOB: 3 K: 1 BB: 2 S: 7 P: 15	R: 0 H: 0 E: 1 LOB: 1 K: 2 BB: 0 S: 8 P: 8	1B: 2 SF: 1 2B: 4 SAC: 0 3B: 0 DP: 1 HR: 0 HBP: 0	WP: 1 PA: 36 PB: 1 SB: 0 CS: 0						
PITCHER	IP WLS BF H R ER SO BB IBB HBP BLK WP HR S P ERA WHIP											PITCHER	IP WLS BF H R ER SO BB IBB HBP BLK WP HR S P ERA WHIP				
Gaylord Perry, R (1, 1) ERA: 2.87	7.2																
Joe Gibbon, L (8, 1) ERA: 0.82	0.0	1	0	0	0	0	1	0	0	0	0	0	0	4	∞	∞	
Frank Linzy, R (8, 1) ERA: 2.45	1.1	W	5	0	0	0	2	0	0	0	0	0	0	9	9	0.00	0.000

New York Mets @ San Francisco Giants
Candlestick Park, San Francisco, CA
Sun Jun 09 1968, 6:33 AM EDT
Unknown

livebaseballscorecards.com

AB 31
R 4
H 5
RBI 4
BB 4
SO 10
LOB 13



Batter	1	2	3	4	5	6	7	8	9	AB R H RBI BB SO LOB
--------	---	---	---	---	---	---	---	---	---	----------------------

Ron Hunt, R <small>(1, 4) OBP: 0.350, SLG: 0.297</small>	4-0 		0-0 	4-0 			0-3 		0-0 	3 1 1 0 2 1 0
Frank Johnson, R <small>(1, 6) OBP: 0.286, SLG: 0.274</small> Dave Marshall, L <small>(9, PH) OBP: 0.298, SLG: 0.276</small>	1-0 		4-0 	0-3 			0-0 		0-3 	2 0 0 0 1 1 2 1 0 0 0 0 1 2
Willie McCovey, L <small>(1, 3) OBP: 0.394, SLG: 0.539</small>	0-0 		0-0 		0-3 		0-3 		0-0 	5 0 2 1 0 2 2
Willie Mays, R <small>(1, 8) OBP: 0.349, SLG: 0.511</small>	0-0 		0-0 		0-0 			0-0 	0-0 	5 1 3 2 0 0 4
Jim Ray Hart, R <small>(1, 5) OBP: 0.335, SLG: 0.488</small>		0-0 		0-3 	0-0 			0-0 		4 0 0 0 0 1 1
Ollie Brown, R <small>(1, 9) OBP: 0.262, SLG: 0.246</small>		0-0 		0-0 	0-0 			0-3 		4 1 1 0 0 1 1
Jesus Alou, R <small>(1, 7) OBP: 0.250, SLG: 0.276</small>		0-0 		0-0 		0-0 		0-0 		4 1 1 0 0 0 2
Bob Barton, R <small>(1, 2) OBP: 0.286, SLG: 0.273</small> Ty Cline, L <small>(9, PH) OBP: 0.247, SLG: 0.250</small>		0-0 		0-0 		0-0 			0-0 	3 0 1 1 0 0 1 1 1 1 0 0 0 0
Gaylord Perry, R <small>(1, 1) OBP: 0.114, SLG: 0.114</small> Joe Gibbon, R <small>(8, 1)</small> Frank Linzy, R <small>(8, 1)</small> Jim Davenport, R <small>(9, PH) OBP: 0.277, SLG: 0.232</small>			0-3 	0-3 		0-0 		0-3 	3 0 0 0 0 2 1 0 0 0 0 0 0 0 0 0 0 0 0 0 0 1 0 0 0 0 1 1	

Inning Stats	R: 0	H: 0	E: 0	K: 0	S: 2	R: 0	H: 1	E: 0	K: 0	S: 4	R: 0	H: 1	E: 0	K: 1	S: 6	R: 2	H: 2	E: 2	K: 3	S: 12	R: 1	H: 1	E: 0	K: 1	S: 6	R: 0	H: 0	E: 0	K: 2	S: 7	R: 0	H: 1	E: 1	K: 1	S: 6	R: 2	H: 4	E: 0	K: 2	S: 10	1B: 7	2B: 2	3B: 0	HR: 1	SF: 0	SAC: 0	DP: 1	HBP: 1	WP: 0	PA: 40
--------------	------	------	------	------	------	------	------	------	------	------	------	------	------	------	------	------	------	------	------	-------	------	------	------	------	------	------	------	------	------	------	------	------	------	------	------	------	------	------	------	-------	-------	-------	-------	-------	-------	--------	-------	--------	-------	--------

PITCHER	IP	WLS	BF	H	R	ER	SO	BB	IBB	HBP	BLK	WP	HR	S	P	ERA	WHIP
Jerry Koosman, L <small>(1, 1) ERA: 1.42</small>	7.0		30	5	3	1	7	3	0	1	0	0	1	40	53	1.29	1.143
Cal Koonce, R <small>(8, 1) ERA: 0.92</small>	1.2	L	10	5	2	2	3	0	0	0	0	0	0	16	16	10.80	3.000

BOTTOM

New York Mets @ San Francisco Giants
 Candlestick Park, San Francisco, CA
 Sun Jun 09 1968, 6:33 AM EDT
 Unknown

AB	36
R	5
H	10
RBI	4
BB	3
SO	10
LOB	17



WP	PA	ERA	WHIP
0	40		

Batter	1	2	3	4	5	6	7	8	9	AB R H RBI BB SO LOB	TOP
Cleon Jones, R (1, 7) OBP: 0.283, SLG: 0.404 Art Shamsky, L (3, PH) OBP: 0.301, SLG: 0.409 (3, 7)	4-0 CS BB		0-0 4-3 1-2		0-3 K		0-0 FC4-6 1-2f 2-3		0-0 G3	0 0 0 0 1 0 0 4 0 0 0 0 1 4	
Phil Linz, R (1, 4) OBP: 0.185, SLG: 0.137	0-3 K 1-2		0-0 BB 2-H 1B		0-0 1B		0-0 F7			4 0 2 1 0 1 3	
Jerry Grote, R (1, 2) OBP: 0.376, SLG: 0.385	0-3 K		4-0 BB 1-2 BB		0-0 F4			0-0 FC6-4 1B		3 0 1 0 1 1 1	
Ed Charles, R (1, 5) OBP: 0.302, SLG: 0.496		0-0 5-3	0-0 F9		0-0 F6			0-0 FC6-4 1-2f		4 0 0 0 0 0 3	
Ron Swoboda, R (1, 9) OBP: 0.320, SLG: 0.415		0-0 S 1B		0-0 F7		0-0 L8		0-3 K		4 0 1 0 0 1 1	
Greg Goossen, R (1, 3) OBP: 0.322, SLG: 0.304		0-3 K		1-0 HBP		0-0 L8		0-0 F7		3 0 0 0 0 1 2	
Tommie Agee, R (1, 8) OBP: 0.223, SLG: 0.289		0-3 K 1-2		0-0 F4		0-0 FC4-6 E 1B		0-0 L8		4 0 1 0 0 1 2	
Al Weis, S (1, 6) OBP: 0.221, SLG: 0.196			4-0 BB 4-3 1B BB		0-0 L8		0-0 E5 FC4-6 1-2		0-0 1B	3 1 1 0 1 0 2	
Don Cardwell, R (1, 1) OBP: 0.059, SLG: 0.235 Al Jackson, L (2, 1) OBP: 0.273, SLG: 0.273 Jerry Buchek, R (7, PH) OBP: 0.267, SLG: 0.214 Danny Frisella, L (7, 1) Don Bosch, S (9, PH) OBP: 0.171, SLG: 0.097			0-3 K		0-3 K		0-3 K		0-3 K	0 0 0 0 0 0 0 2 0 0 0 0 2 1 1 0 0 0 0 1 2 0 0 0 0 0 0 0 1 0 0 0 0 1 1	
Inning Stats	R: 0 H: 0 E: 0 LOB: 0 K: 2 BB: 1 S: 6 P: 10	R: 0 H: 1 E: 0 LOB: 1 K: 2 BB: 0 S: 8 P: 8	R: 1 H: 1 E: 0 LOB: 2 K: 1 BB: 2 S: 6 P: 14	R: 0 H: 0 E: 0 LOB: 1 K: 0 BB: 0 S: 3 P: 4	R: 0 H: 1 E: 0 LOB: 1 K: 2 BB: 0 S: 8 P: 8	R: 0 H: 0 E: 0 LOB: 0 K: 0 BB: 0 S: 3 P: 3	R: 0 H: 1 E: 1 LOB: 2 K: 1 BB: 0 S: 7 P: 7	R: 0 H: 1 E: 0 LOB: 1 K: 1 BB: 0 S: 6 P: 6	R: 0 H: 1 E: 0 LOB: 1 K: 1 BB: 0 S: 6 P: 6	1B: 6 SF: 0 2B: 0 SAC: 0 3B: 0 DP: 0 HR: 0 HBP: 1	WP: 0 PA: 37 PB: 0 SB: 1 CS: 1
PITCHER Mike McCormick, L (1, 1) ERA: 3.17	IP WLS BF H R ER SO BB IBB HBP BLK WP HR S P ERA WHIP	9.0 W 37 6 1 1 10 3 0 1 0 0 0 53 66 1.00 1.000					PITCHER IP WLS BF H R ER SO BB IBB HBP BLK WP HR S P ERA WHIP				

New York Mets @ San Francisco Giants
Candlestick Park, San Francisco, CA

Sun Jun 09 1968, 6:38 AM EDT
Att. 22,522 - Unknown

livebaseballscorecards.com

AB	33
R	1
H	6
RBI	1
BB	3
SO	10
LOB	22



Batter	1	2	3	4	5	6	7	8	9	AB	R	H	RBI	BB	SO	LOB
Ron Hunt, R OBP: 0.355, SLG: 0.310 (1, 4)	0-0 CS 1B	0-0 1B FC 1B	0-0 FC1-6 1-2f			0-0 2B		0-0 3-1 1-2		5	1	3	0	0	0	2
Ty Cline, L OBP: 0.244, SLG: 0.247 (1, 8)	0-3 K 1-2	0-0 1B FC BB 1B	0-0 L6			0-0 L4		0-0 L3		5	1	1	1	0	1	4
Dave Marshall, L OBP: 0.299, SLG: 0.278 Jesus Alou, R OBP: 0.248, SLG: 0.274 (6, PH) (7, 7)	0-0 2B BB 1B	0-0 FC BB 1B				0-0 6-3		0-0 6-3		3	1	1	1	0	0	1
Willie McCovey, L OBP: 0.397, SLG: 0.542 (1, 3)	0-0 BB 1-3 2B	0-0 F4 3-H				0-0 5-3		4-0 S BB		3	0	1	0	1	0	2
Jim Ray Hart, R OBP: 0.340, SLG: 0.488 Jim Davenport, R OBP: 0.276, SLG: 0.231 (7, PH) (8, 5)	4-0 BB IBB	0-0 BB 1B				0-0 F7		0-3 K 1-2		2	0	1	0	1	0	0
Jack Hiatt, R OBP: 0.354, SLG: 0.330 (1, 2)	4-0 1-2 2-3 3-H BB	4-0 1-2 2-3 3-H BB				0-0 6-3		0-0 5-3		2	0	0	2	2	0	1
Ollie Brown, R OBP: 0.246, SLG: 0.231 (1, 9)	0-0 4-3	0-3 K				0-0 6-3		0-3 K		4	0	0	0	0	2	7
Frank Johnson, R OBP: 0.295, SLG: 0.276 (1, 6)		0-0 F9	0-0 FC1-6 1B			0-0 6-3		4-0 FC3-6 BB		3	0	1	0	1	0	0
Mike McCormick, L OBP: 0.156, SLG: 0.071 (1, 1)		4-0 1B BB	0-3 K			0-0 4-3		0-0 FC3-6 3-1 1-2f		3	1	0	0	1	1	2

Inning Stats	R: 1	H: 3	E: 0	LOB: 3	K: 1	S: 7	P: 15	R: 3	H: 3	E: 0	LOB: 3	K: 1	S: 9	R: 0	H: 1	E: 0	LOB: 1	K: 1	S: 6	R: 0	H: 0	E: 0	LOB: 0	K: 0	S: 3	R: 0	H: 0	E: 0	LOB: 0	K: 0	S: 3	R: 0	H: 1	E: 0	LOB: 1	K: 0	S: 4	R: 0	H: 0	E: 0	LOB: 1	K: 2	S: 7	R: 0	H: 0	E: 0	LOB: 1	K: 0	S: 3	R: 0	H: 0	E: 0	LOB: 1	K: 0	S: 3
--------------	------	------	------	--------	------	------	-------	------	------	------	--------	------	------	------	------	------	--------	------	------	------	------	------	--------	------	------	------	------	------	--------	------	------	------	------	------	--------	------	------	------	------	------	--------	------	------	------	------	------	--------	------	------	------	------	------	--------	------	------

PITCHER	IP	WLS	BF	H	R	ER	SO	BB	IBB	HBP	BLK	WP	HR	S	P	ERA	WHIP
Don Cardwell, R ERA: 3.23 (1, 1)	1.1	L	12	5	4	4	1	2	1	0	0	0	0	11	23	27.00	5.250
Al Jackson, L ERA: 2.68 (2, 1)	4.2		18	3	0	0	2	1	0	0	0	0	0	21	25	0.00	0.857
Danny Frisella, R ERA: 2.66 (7, 1)	2.0		8	0	0	0	2	2	0	0	0	0	0	10	18	0.00	1.000

BOTTOM


New York Mets @ San Francisco Giants
Candlestick Park, San Francisco, CA

Sun Jun 09 1968, 6:38 AM EDT
Att. 22,522 - Unknown

AB	32
R	4
H	8
RBI	4
BB	6
SO	5
LOB	21

livebaseballscorecards.com

WP: 0	PA: 38
PB: 0	CS: 1
SB: 1	



Batter	1	2	3	4	5	6	7	8	9	AB R H RBI BB SO LOB	TOP
Maury Wills, S (1, 5) OBP: 0.295, SLG: 0.271	0-0 F8 1B		0-0 F7			0-0 FC6-4 1B		0-0 4-3		4 0 2 0 0 0 0	Pittsburgh Pirates @ San Francisco Giants Candlestick Park, San Francisco, CA Mon Jun 10 1968, 6:33 AM EDT Att. 4,356 - Unknown
Gene Alley, R (1, 6) OBP: 0.293, SLG: 0.310 Carl Taylor, R (7, 2) OBP: 0.280, SLG: 0.250	0-0 F8 1-2			0-3 K		0-0 FC6-4 1-2f		0-3 K		3 0 0 0 0 1 2 1 0 0 0 0 1 0	
Willie Stargell, L (1, 7) OBP: 0.309, SLG: 0.491	0-0 F7			0-0 G3		0-0 F5			0-0 G3	4 0 0 0 0 0 2	
Roberto Clemente, R (1, 9) OBP: 0.294, SLG: 0.447	0-3 K			0-0 6-3			0-0 FC6-4 1B		0-0 F3	4 0 1 0 0 1 1	
Matty Alou, L (1, 8) OBP: 0.381, SLG: 0.395 Manny Mota, R (7, 8) OBP: 0.306, SLG: 0.321		0-3 K			0-0 F8		0-0 FC6-4 1-2 1B		0-0 5-3	3 0 1 0 0 1 0 1 0 0 0 0 0 0	
Donn Clendenon, R (1, 3) OBP: 0.304, SLG: 0.333		0-0 6-3			0-3 K		0-3 K			3 0 0 0 0 2 2	
Jerry May, R (1, 2) OBP: 0.291, SLG: 0.250 Jose Pagan, R (7, 6) OBP: 0.160, SLG: 0.213		0-0 1-3			4-0 BB		0-0 FC6-4 1-2f 2-3			2 0 0 0 1 0 2 0 0 0 0 0 0 0	
Bill Mazaroski, R (1, 4) OBP: 0.276, SLG: 0.239					0-0 6-3		0-0 F8			3 0 0 0 0 0 3	
Bob Veale, S (1, 1) OBP: 0.069, SLG: 0.069 Freddie Patek, R (6, PH)					0-3 K		0-0 F8		0-3 K	1 0 0 0 0 1 0 1 0 0 0 0 0 0 0 0 0 0 0 0 0 1 0 0 0 0 1 0 0 0 0 0 0 0 0	
Dave Wickersham, R (6, 1) OBP: 0.333, SLG: 0.333 Gary Kolb, L (8, PH) OBP: 0.286, SLG: 0.500 Juan Pizarro, L (8, 1)											
Inning Stats	R: 0 E: 0 K: 1 S: 6 H: 1 LOB: 1 BB: 0 P: 6	R: 0 E: 0 K: 1 S: 5 H: 0 LOB: 0 BB: 0 P: 5	R: 0 E: 0 K: 1 S: 5 H: 0 LOB: 0 BB: 0 P: 5	R: 0 E: 0 K: 1 S: 5 H: 0 LOB: 0 BB: 0 P: 5	R: 0 E: 0 K: 1 S: 5 H: 0 LOB: 1 BB: 1 P: 9	R: 0 E: 0 K: 0 S: 4 H: 1 LOB: 1 BB: 0 P: 4	R: 0 E: 0 K: 1 S: 7 H: 2 LOB: 2 BB: 0 P: 7	R: 0 E: 0 K: 2 S: 7 H: 0 LOB: 0 BB: 0 P: 7	R: 0 E: 0 K: 0 S: 3 H: 0 LOB: 0 BB: 0 P: 3	1B: 4 2B: 0 3B: 0 HR: 0 SF: 0 SAC: 0 DP: 0 HBP: 0	WP: 0 PB: 0 SB: 0 CS: 0 PA: 32
PITCHER Juan Marichal, R (1, 1) ERA: 2.59	IP WLS BF H R ER SO BB IBB HBP BLK WP HR S P ERA WHIP										

livebaseballscorecards.com

AB	31
R	0
H	4
RBI	0
BB	1
SO	8
LOB	12



Batter	1	2	3	4	5	6	7	8	9	AB	R	H	RBI	BB	SO	LOB	BOTTOM		
Ron Hunt, R OBP: 0.356, SLG: 0.307 (1, 4)	4-0 WP 1B BB	0-0 G4-6-3 1-2f		0-0 F8		0-0 SF9 3-H	4-0 FC6-4 BB			2	0	0	1	2	0	4			
Frank Johnson, R OBP: 0.290, SLG: 0.272 (1, 6)	0-3 K		0-0 4-3	0-3 K		0-0 2B 1B	0-0 FC6-4 1-2f			5	1	1	0	0	2	4			
Willie McCovey, L OBP: 0.397, SLG: 0.557 (1, 3)	0-0 WP 1B		0-3 K		0-0 F9	0-0 F9		0-0 HR		5	1	2	1	0	1	2			
Willie Mays, R OBP: 0.350, SLG: 0.510 (1, 8)	0-0 F3		4-0 BB 1B BB		0-0 F5	0-0 2B		0-0 F8		4	1	1	2	1	0	2			
Ty Cline, L OBP: 0.244, SLG: 0.247 (9, 8)	1-2 2-3					1-H 3-H				0	0	0	0	0	0	0			
Jim Ray Hart, R OBP: 0.342, SLG: 0.482 (1, 5)	0-0 F7		4-0 1B BB		0-0 E 1B	0-0 F4		0-0 F8		4	1	1	0	1	0	3			
Ollie Brown, R OBP: 0.257, SLG: 0.257 (1, 9)		0-0 F3	0-0 1B		0-0 E6 2B 1-H		0-0 4-3	0-0 F9		5	1	2	2	0	0	0			
Jesus Alou, R OBP: 0.255, SLG: 0.295 (1, 7)		0-0 E 2B	0-0 5-3		0-0 F9		0-0 1B SF7 2B			4	1	2	0	0	0	2			
Bob Barton, R OBP: 0.333, SLG: 0.286 (1, 2)		4-0 E BB		4-0 SH2 BB		0-0 E6 SF9 SH	0-0 SF7 1B 2-3			2	1	1	0	2	0	0			
Juan Marichal, R OBP: 0.120, SLG: 0.143 (1, 1)		0-0 E5 G4-6-3 1-2 2-3		0-0 SH2		0-0 SH 1B 2B 1-3	0-0 SF7 3-H			1	1	0	1	0	0	2			
Inning Stats	R: 0 H: 1 E: 0 K: 1 S: 6	H: 1 LOB: 2 BB: 1 P: 10	R: 0 H: 1 E: 1 K: 0 S: 4	H: 1 LOB: 2 BB: 1 P: 8	R: 1 H: 1 E: 0 K: 1 S: 6	H: 1 LOB: 2 BB: 2 P: 14	R: 0 H: 0 E: 0 K: 1 S: 5	H: 0 LOB: 1 BB: 1 P: 9	R: 2 H: 2 E: 1 K: 0 S: 5	H: 2 LOB: 0 BB: 0 P: 5	R: 3 H: 2 E: 2 K: 0 S: 7	H: 2 LOB: 1 BB: 0 P: 7	R: 1 H: 2 E: 0 K: 0 S: 5	H: 2 LOB: 2 BB: 1 P: 9	R: 1 H: 1 E: 0 K: 0 S: 4	H: 1 LOB: 0 BB: 0 P: 4	1B: 5 SF: 2 2B: 4 SAC: 2 3B: 0 DP: 1 HR: 1 HBP: 0	WP: 1 PA: 42 PB: 0 SB: 0 CS: 0	
PITCHER Bob Veale, L (1, 1) ERA: 2.21 Dave Wickersham, R (6, 1) ERA: 3.48 Juan Pizarro, L (8, 1) ERA: 2.89	IP	WLS	BF	H	R	ER	SO	BB	IBB	HBP	BLK	WP	HR	S	P	ERA	WHIP		
	5.0	L	25	5	3	2	3	5	0	0	0	1	0	26	46	3.60	2.000		
	2.0		13	4	4	1	0	1	0	0	0	0	0	12	16	4.50	2.500		
	1.0		4	1	1	1	0	0	0	0	0	0	1	4	4	9.00	1.000		

Pittsburgh Pirates @ San Francisco Giants
Candlestick Park, San Francisco, CA

Mon Jun 10 1968, 6:33 AM EDT
Att. 4,356 - Unknown

livebaseballscores.com

AB 32
R 8
H 10
RBI 7
BB 6
SO 3
LOB 19



Batter	1	2	3	4	5	6	7	8	9	AB R H RBI BB SO LOB	TOP		
Maury Wills, S OBP: 0.297, SLG: 0.274 (1, 5) X	0-0 4-3		0-0 CS 1B		0-0 FC6-4	0-0 1B		0-0 6-3		5 0 2 1 0 0 2			
Gene Alley, R OBP: 0.295, SLG: 0.313 (1, 6) X	0-0 PB 1B		0-0 CS	0-0 F9	0-0 5-3	0-0 F4			0-0 3-6 1B	5 0 2 0 0 0 4			
Roberto Clemente, R OBP: 0.296, SLG: 0.461 (1, 9) X	0-0 F9 1-2			0-3 K		0-0 HR	0-0 CS 1B		0-0 3-6 1-2	5 1 2 1 0 1 2			
Manny Mota, R OBP: 0.310, SLG: 0.324 (1, 8) X	0-0 F9			0-0 F7		0-0 2B FC5-2 1B	0-0 6-3 1-2		0-0 S 1B	5 0 2 0 0 0 2			
Donn Clendenon, R OBP: 0.311, SLG: 0.348 (1, 3)		0-3 K			4-0 1B BB	0-0 FC5-2 1B 2B	0-0 1B 2B		0-0 F3 1-2	4 3 2 0 1 1 1			
Jose Pagan, R OBP: 0.204, SLG: 0.240 (1, 7) X		0-0 CS 1B			0-0 F8	4-0 FC5-2 1B IBB	0-0 2-H 1B			3 1 2 1 1 0 1			
Jerry May, R OBP: 0.291, SLG: 0.250 (1, 2)		0-3 K			0-0 1B 1B	0-0 FC5-2 SH1-4 1B	0-3 K			4 2 1 0 0 2 5			
Bill Mazerowski, R OBP: 0.281, SLG: 0.244 (1, 4)			0-0 F8		0-0 FC6-4 1B	0-0 1B SH1-4 1B		0-0 F8		4 0 2 3 0 0 0			
Steve Blass, R OBP: 0.050, SLG: 0.056 (1, 1)			0-3 K		0-0 FC6-4 1B	0-0 SH1-4		0-3 K		1 0 0 0 0 1 0			
Carl Taylor, R OBP: 0.308, SLG: 0.280 (5, PH)										1 0 1 1 0 0 0			
Ron Kline, R (5, 1)										1 0 0 0 0 1 0			
Roy Face, R (9, 1)										0 0 0 0 0 0 0			
Inning Stats	R: 0 E: 0 K: 0 S: 4 H: 1 LOB: 1 BB: 0 P: 4	R: 0 E: 0 K: 2 S: 7 H: 1 LOB: 0 BB: 0 P: 7	R: 0 E: 0 K: 1 S: 5 H: 1 LOB: 0 BB: 0 P: 5	R: 0 E: 0 K: 1 S: 5 H: 0 LOB: 0 BB: 0 P: 5	R: 2 E: 0 K: 0 S: 6 H: 3 LOB: 2 BB: 1 P: 10	R: 4 E: 0 K: 0 S: 8 H: 5 LOB: 2 BB: 1 P: 12	R: 1 E: 0 K: 1 S: 7 H: 3 LOB: 1 BB: 0 P: 7	R: 0 E: 0 K: 1 S: 5 H: 0 LOB: 0 BB: 0 P: 5	R: 0 E: 0 K: 0 S: 4 H: 2 LOB: 1 BB: 0 P: 4	1B: 13 2B: 3 3B: 0 HR: 1 SF: 0 SAC: 1 DP: 1 HBP: 0	WP: 0 PB: 1 SB: 1 CS: 3 PA: 42		
PITCHER	IP WLS BF H R ER SO BB IBB HBP BLK WP HR S P ERA WHIP											PITCHER	IP WLS BF H R ER SO BB IBB HBP BLK WP HR S P ERA WHIP
Ray Sadecki, L ERA: 2.71 (1, 1)	5.0 L 23 9 5 5 4 1 0 0 0 0 0 1 30 34 9.00 2.000												
Ron Herbel, R ERA: 3.97 (6, 1)	1.2 10 5 2 2 0 0 0 1 0 0 0 0 9 13 10.80 3.000												
Lindy McDaniel, R ERA: 9.75 (7, 1)	2.1 8 2 0 0 0 2 0 0 0 0 0 0 0 12 12 0.00 0.857												

Pittsburgh Pirates @ San Francisco Giants
 Candlestick Park, San Francisco, CA
 Tue Jun 11 1968, 10:05 PM EDT
 Att. 7,807 - Unknown

AB	38
R	7
H	16
RBI	7
BB	2
SO	6
LOB	17



1B	13	SF	0
2B	3	SAC	1
3B	0	DP	1
HR	1	HBP	0

Batter	1	2	3	4	5	6	7	8	9	AB	R	H	RBI	BB	SO	LOB
Ron Hunt, R (1, 4) OBP: 0.350, SLG: 0.301 Jim Davenport, R (9, PH) OBP: 0.280, SLG: 0.231	0-0 5-3		0-0 5-3		0-0 4-3		0-0 F7		4-0 BB	4	0	0	0	0	0	2
Frank Johnson, R (1, 6) OBP: 0.276, SLG: 0.258	0-0 F3		0-0 6-3		0-0 4-3		0-0 F7		0-3 K	5	0	0	0	0	1	4
Willie Mays, R (1, 8) OBP: 0.349, SLG: 0.503	0-0 F8			4-0 HR		0-0 L1-3		0-0 5-3		3	1	0	0	1	0	0
Willie McCovey, L (1, 3) OBP: 0.404, SLG: 0.579		4-0 3B		0-0 HR		0-0 1B		0-0 F7		3	2	2	2	1	0	0
Jim Ray Hart, R (1, 5) OBP: 0.340, SLG: 0.474		0-0 F5		4-0 G6-4-3		0-0 F8		0-0 6-3		3	0	0	0	1	0	2
Ollie Brown, R (1, 9) OBP: 0.256, SLG: 0.257		0-3 K		0-3 K		0-0 1B		0-0 6-3		4	0	1	0	0	2	2
Jesus Alou, R (1, 7) OBP: 0.257, SLG: 0.310 Lindy McDaniel, R (7, 1) Jack Hiatt, R (9, PH) OBP: 0.360, SLG: 0.330		0-0 3B		0-0 G6-4-3		0-0 L1-3		4-0 2B		3	0	1	1	0	0	3
Bob Barton, R (1, 2) OBP: 0.317, SLG: 0.270 Ty Cline, L (7, PH) OBP: 0.242, SLG: 0.244 Dick Dietz, R (8, 2) OBP: 0.312, SLG: 0.391		0-0 6-3		0-3 K		0-3 K		0-0 L1-3		2	0	0	0	0	1	1
Ray Sadecki, L (1, 1) OBP: 0.184, SLG: 0.171 Ron Herbel, R (6, 1) Dave Marshall, L (7, 7) OBP: 0.303, SLG: 0.284			0-3 K		0-0 1B		0-0 1B		0-0 L1-3	2	0	1	0	0	1	0

Inning Stats	R: 0	H: 0	E: 0	K: 0	S: 3	R: 1	H: 1	E: 0	K: 1	S: 6	R: 0	H: 0	E: 0	K: 1	S: 5	R: 2	H: 1	E: 0	K: 1	S: 5	R: 0	H: 1	E: 0	K: 1	S: 6	R: 0	H: 2	E: 0	K: 0	S: 5	R: 0	H: 1	E: 0	K: 1	S: 6	R: 0	H: 0	E: 0	K: 0	S: 3	R: 1	H: 1	E: 0	K: 1	S: 6	1B: 4	SF: 0	2B: 1	SAC: 0	3B: 1	DP: 1	HR: 1	HBP: 0	WP: 0	PA: 38
--------------	------	------	------	------	------	------	------	------	------	------	------	------	------	------	------	------	------	------	------	------	------	------	------	------	------	------	------	------	------	------	------	------	------	------	------	------	------	------	------	------	------	------	------	------	------	-------	-------	-------	--------	-------	-------	-------	--------	-------	--------

PITCHER	IP	WLS	BF	H	R	ER	SO	BB	IBB	HBP	BLK	WP	HR	S	P	ERA	WHIP
Steve Blass, R (1, 1) ERA: 2.83	4.0		16	2	3	3	3	3	0	0	0	0	1	19	31	6.75	1.250
Ron Kline, R (5, 1) ERA: 1.07	4.2	W	21	5	1	1	2	2	0	0	0	0	0	23	31	1.93	1.500
Roy Face, R (9, 1) ERA: 4.15	0.1	S	1	0	0	0	1	0	0	0	0	0	0	3	3	0.00	0.000

BOTTOM

Pittsburgh Pirates @ San Francisco Giants
Candlestick Park, San Francisco, CA
 Tue Jun 11 1968, 10:05 PM EDT
 Att. 7,807 - Unknown

livebaseballscores.com

AB	33
R	4
H	7
RBI	4
BB	5
SO	6
LOB	15



Batter	1	2	3	4	5	6	7	8	9	AB R H RBI BB SO LOB	TOP	
Maury Wills, S OBP: 0.305, SLG: 0.283 (1, 5) X	0-0 PB S 1B		0-0 6-3 S HR 1B		0-0 L7			0-0 4-3 G3 1B		4 1 3 0 0 0 0	Pittsburgh Pirates @ San Francisco Giants Candlestick Park, San Francisco, CA Wed Jun 12 1968, 6:33 AM EDT Att. 4,771 - Unknown	
Gene Alley, R OBP: 0.291, SLG: 0.307 (1, 6) S S S	0-3 K 1-3		0-0 6-3			0-0 6-3		0-0 G3 1-2		3 0 0 0 0 1 2 1 0 0 0 0 0 1 0 0 0 0 0 0 0		
Roberto Clemente, R OBP: 0.295, SLG: 0.472 (1, 9) S S S	0-3 K		0-0 HR			0-0 2-3		0-0 4-3 2-3		4 1 1 2 0 1 2		
Willie Stargell, L OBP: 0.302, SLG: 0.480 (1, 7) X	0-0 F9		0-3 3-H K			0-3 K		0-0 5-3		4 0 0 0 0 2 2		
Manny Mota, R OBP: 0.300, SLG: 0.313 (1, 8) S S S		0-3 K		0-0 F8			0-0 6-3		0-0 E3 FC5-4	4 0 0 0 0 1 0		
Donn Clendenon, R OBP: 0.310, SLG: 0.342 (1, 3) X		0-0 F3		4-0 G6-4-3 BB			0-0 6-3		0-0 FC5-4 G4-6-3 1-2f	3 0 0 0 1 0 1		
Bill Mazerowski, R OBP: 0.285, SLG: 0.250 (1, 4) X		0-0 1B		0-0 G6-4-3 1-2f			0-0 1B 1B		0-0 G4-6-3 1-2f	4 0 2 0 0 0 2		
Jerry May, R OBP: 0.291, SLG: 0.251 (1, 2) X		0-0 F3			0-0 L7			0-0 1-2 1B		3 0 1 0 0 0 1		
Jim Bunning, R OBP: 0.071, SLG: 0.071 (1, 1) S S S			0-3 K			0-0 F4		0-0 G3		3 0 0 0 0 1 2		
Inning Stats	R: 0 H: 1 E: 0 LOB: 1 K: 2 BB: 0 S: 8 P: 8	R: 0 H: 1 E: 0 LOB: 1 K: 1 BB: 0 S: 6 P: 6	R: 2 H: 2 E: 0 LOB: 0 K: 2 BB: 0 S: 9 P: 9	R: 0 H: 0 E: 0 LOB: 0 K: 0 BB: 1 S: 2 P: 6	R: 0 H: 0 E: 0 LOB: 0 K: 0 BB: 0 S: 3 P: 3	R: 0 H: 0 E: 0 LOB: 0 K: 1 BB: 0 S: 5 P: 5	R: 0 H: 2 E: 0 LOB: 2 K: 0 BB: 0 S: 5 P: 5	R: 0 H: 1 E: 0 LOB: 1 K: 0 BB: 0 S: 4 P: 4	R: 0 H: 0 E: 1 LOB: 0 K: 0 BB: 0 S: 3 P: 3	1B: 6 SF: 0 2B: 0 SAC: 0 3B: 0 DP: 2 HR: 1 HBP: 0		WP: 0 PA: 34 PB: 1 SB: 2 CS: 0
PITCHER Bobby Bolin, R ERA: 2.57 (1, 1)	IP WLS BF H R ER SO BB IBB HBP BLK WP HR S P ERA WHIP	7.0 W 27 6 2 2 6 1 0 0 0 0 0 1 38 42 2.57 1.000										
Frank Linzy, R ERA: 2.3 (8, 1)	IP WLS BF H R ER SO BB IBB HBP BLK WP HR S P ERA WHIP	2.0 S 7 1 0 0 0 0 0 0 0 0 0 0 7 7 0.00 0.500										

livebaseballscorecards.com

AB	33
R	2
H	7
RBI	2
BB	1
SO	6
LOB	13



Batter	1	2	3	4	5	6	7	8	9
Ty Cline, L OBP: 0.232, SLG: 0.233 (1, 7)	0-0 L1-3	0-0 L8			0-0 L8		0-0 L8		
Dave Marshall, L OBP: 0.312, SLG: 0.306 (1, 9)	0-0 2B		0-0 G4-3		0-0 G3		0-0 E4		
Willie Mays, R OBP: 0.351, SLG: 0.508 (1, 8)	0-0 1B		0-0 G4-3		0-0 S BB		0-0 F2		
Willie McCovey, L OBP: 0.401, SLG: 0.568 (1, 3)	0-3 K		0-0 F9		4-0 G5-4-3		0-0 F3		
Jim Ray Hart, R OBP: 0.348, SLG: 0.500 (1, 5)	4-0 1B			0-0 2B	0-0 G5-4-3		0-0 HR		
Dick Dietz, R OBP: 0.309, SLG: 0.385 (1, 2)	0-0 1B		0-0 F3		0-3 K		0-3 K		
Hal Lanier, R OBP: 0.226, SLG: 0.266 (1, 6)		0-0 F9	0-3 K		0-0 SH3-4		0-0 2B		
Ron Hunt, R OBP: 0.350, SLG: 0.298 (1, 4)		0-0 3-1	0-0 5-3		0-0 SH3-4		4-0 IBB		
Bobby Bolin, R OBP: 0.167, SLG: 0.167 (1, 1)		0-0 1B			0-0 5-3		4-0 E		
Jack Hiatt, R OBP: 0.365, SLG: 0.330 (7, PH)									
Frank Johnson, R OBP: 0.276, SLG: 0.258 (7, PR)									
Frank Linzy, R (8, 1)									

Inning Stats	R: 1	H: 3	E: 0	K: 1	S: 7	LOB: 3	BB: 1	P: 11
	R: 0	H: 1	E: 0	K: 0	S: 4	LOB: 1	BB: 0	P: 4
	R: 0	H: 1	E: 0	K: 0	S: 3	LOB: 0	BB: 0	P: 3
	R: 0	H: 1	E: 0	K: 1	S: 6	LOB: 1	BB: 0	P: 6
	R: 0	H: 0	E: 0	K: 0	S: 3	LOB: 0	BB: 0	P: 3
	R: 1	H: 1	E: 0	K: 1	S: 5	LOB: 0	BB: 1	P: 9
	R: 1	H: 1	E: 1	K: 0	S: 5	LOB: 2	BB: 1	P: 9
	R: 1	H: 2	E: 0	K: 2	S: 9	LOB: 2	BB: 1	P: 13

PITCHER	IP	WLS	BF	H	R	ER	SO	BB	IBB	HBP	BLK	WP	HR	S	P	ERA	WHIP
Jim Bunning, R ERA: 3.74 (1, 1)	8.0	L	36	10	4	3	5	3	1	0	0	1	1	42	58	3.38	1.625

AB R H RBI BB SO LOB

4	0	0	0	0	0	3
4	1	2	0	0	0	1
4	1	2	1	0	0	3
3	0	0	0	1	1	1
3	1	2	1	1	0	2
4	0	1	0	0	2	1
4	1	2	0	0	1	1
2	0	0	0	1	0	1
2	0	1	0	0	0	0
0	0	0	0	1	0	0
0	0	0	0	0	0	0
1	0	0	0	0	1	2

1B: 5	SF: 0	WP: 1	PA: 36
2B: 4	SAC: 1	PB: 0	
3B: 0	DP: 2	SB: 1	
HR: 1	HBP: 0	CS: 0	

AB	31
R	4
H	10
RBI	2
BB	4
SO	5
LOB	15



Pittsburgh Pirates @ San Francisco Giants
 Candlestick Park, San Francisco, CA
 Wed Jun 12 1968, 6:33 AM EDT
 Att. 4,771 - Unknown

livebaseballscores.com

Batter	1	2	3	4	5	6	7	8	9	AB R H RBI BB SO LOB	TOP																									
Maury Wills, S OBP: 0.315, SLG: 0.290 (1, 5)	0-0 S E 1B		0-0 5-3		0-0 2B 1B			0-0 CS SH1-4 1B	4-0 IBB	5 2 3 0 1 0 3																										
Gary Kolb, L OBP: 0.320, SLG: 0.542 (1, 7)	0-0 FC4-6 1B		0-0 4-3		0-0 4-3 2B	0-0 F8		0-0 SH1-4	0-0 F6	4 1 2 1 0 0 0 1 0 0 0 0 0 3																										
Jose Pagan, R OBP: 0.200, SLG: 0.235 (9, PH)																																				
Roberto Clemente, R OBP: 0.298, SLG: 0.468 (1, 9)	0-0 FC4-6 1B		0-0 1B		0-0 4-3	0-3 K		4-0 CS 1B IBB		4 1 1 0 1 1 2																										
Donn Clendenon, R OBP: 0.312, SLG: 0.349 (1, 3)	0-3 K		0-0 1-3		0-0 6-3 1B 2B	0-0 F9		0-0 1B		5 1 2 2 0 1 2																										
Matty Alou, L OBP: 0.388, SLG: 0.408 (1, 8)	0-0 1-2 1B			0-0 4-3	0-0 6-3 2B		0-0 4-3 2B 2B		0-0 1B 1B 1B 1B	5 2 3 0 0 0 1																										
Bill Mazaroski, R OBP: 0.292, SLG: 0.259 (1, 4)	0-0 4-1			0-0 1B 1B	0-0 2B BB 1B		0-0 4-3		0-0 1B 1B 1B	5 1 3 1 0 0 3																										
Gene Alley, R OBP: 0.299, SLG: 0.326 (1, 6)			0-0 5-3		0-0 F8		0-0 6-3 2B		0-0 G5-2-3 1B 1B	5 0 3 1 0 0 1																										
Jerry May, R OBP: 0.299, SLG: 0.257 (1, 2)			0-0 F6		0-0 1-2 1B	4-0 BB IBB		0-0 6-3	0-0 G5-2-3 1B	4 0 2 1 1 0 1																										
Al McBean, R OBP: 0.294, SLG: 0.273 (1, 1)			0-0 F4		0-0 4-3	4-0 BB		0-0 5-3	0-0 G5-2-3	2 0 0 0 0 0 0 2 0 0 0 0 0 0 0 0 0 0 0 0 1 1 0 0 0 0 0 0 0 0 0 0 0 0 0 0 0 0 0 0 2 0 0 0 0 0 0 4 0 0 0 0 0 0 0 0 0 0 0 0 0 0 0 0																										
Willie Stargell, L OBP: 0.302, SLG: 0.480 (5, PH)																																				
Manny Mota, R OBP: 0.300, SLG: 0.313 (5, PH)																																				
Luke Walker, L (5, 1)																																				
Ron Kline, R (5, 1)																																				
Tommie Sisk, R OBP: 0.167, SLG: 0.091 (9, 1)																																				
Bob Veale, S OBP: 0.089, SLG: 0.069 (9, 1)																																				
Roy Face, R (9, 1)																																				
Inning Stats	R: 1 E: 0 K: 1 S: 8	H: 3 LOB: 2 BB: 0 P: 8	R: 0 E: 0 K: 0 S: 3	H: 0 LOB: 0 BB: 0 P: 3	R: 0 E: 0 K: 0 S: 4	H: 1 LOB: 1 BB: 0 P: 4	R: 0 E: 0 K: 0 S: 5	H: 2 LOB: 2 BB: 0 P: 5	R: 4 E: 0 K: 0 S: 8	H: 5 LOB: 3 BB: 2 P: 16	R: 0 E: 0 K: 1 S: 5	H: 0 LOB: 0 BB: 0 P: 5	R: 1 E: 0 K: 0 S: 5	H: 2 LOB: 1 BB: 0 P: 5	R: 1 E: 0 K: 0 S: 3	H: 2 LOB: 1 BB: 1 P: 7	R: 1 E: 0 K: 0 S: 6	H: 4 LOB: 3 BB: 1 P: 10	1B: 14 2B: 5 3B: 0 HR: 0	SF: 0 SAC: 1 DP: 1 HBP: 0	WP: 0 PB: 0 SB: 2 CS: 2	PA: 47														
PITCHER	IP WLS BF H R ER SO BB IBB HBP BLK WP HR S P ERA WHIP																																			
Gaylord Perry, R ERA: 3.17 (1, 1)	4.2	26	11	5	5	1	0	1	0	0	0	0	0	27	31	9.64	2.357																			
Joe Gibbon, L ERA: 0.73 (5, 1)	1.1	5	0	0	0	1	1	0	0	0	0	0	0	6	10	0.00	0.750																			
Frank Linzy, R ERA: 2.7 (7, 1)	2.0	L	9	4	2	2	0	0	1	0	0	0	0	8	12	9.00	2.000																			
Lindy McDaniel, R ERA: 10.5 (9, 1)	0.0	4	4	1	1	0	0	0	0	0	0	0	0	4	4	∞	∞																			
Ron Herbel, R ERA: 3.75 (9, 1)	0.2	2	0	0	0	0	0	0	1	0	0	0	0	1	5	0.00	0.000																			
PITCHER	IP WLS BF H R ER SO BB IBB HBP BLK WP HR S P ERA WHIP																																			
Bill Henry, L ERA: 3.86 (9, 1)	0.1	1	0	0	0	0	0	0	0	0	0	0	0	1	1	0.00	0.000																			

Pittsburgh Pirates @ San Francisco Giants
Candlestick Park, San Francisco, CA
Thu Jun 13 1968, 6:33 AM EDT
Att. 6,028 - Unknown

AB	42
R	8
H	19
RBI	7
BB	4
SO	2
LOB	22



BOTTOM

Pittsburgh Pirates @ San Francisco Giants
Candlestick Park, San Francisco, CA
Thu Jun 13 1968, 6:33 AM EDT
Att. 6,028 - Unknown

livebaseballscores.com

AB 39
R 7
H 15
RBI 7
BB 5
SO 2
LOB 25



WP: 0 PA: 45
PB: 0
SB: 0
CS: 0

AB R H RBI BB SO LOB

5 0 1 1 0 1 3
1 0 1 0 2 0 0
2 1 1 0 0 0 2

5 1 1 0 0 0 5

5 2 4 3 0 0 0

5 1 2 0 0 0 2

3 1 1 0 0 0 2
2 0 0 0 0 0 2

4 1 1 0 1 0 4

1 0 0 0 1 0 1
1 0 1 0 0 0 0
0 0 0 0 1 0 0

2 0 1 2 0 0 0
0 0 0 0 0 0 0
1 0 0 1 0 0 0
0 0 0 0 0 0 0
1 0 0 0 0 0 1
0 0 0 0 0 0 0
0 0 0 0 0 0 0
0 0 0 0 0 0 0
1 0 0 0 0 0 0
1 0 0 0 0 1 3

1B: 13 SF: 0
2B: 1 SAC: 1
3B: 0 DP: 2
HR: 1 HBP: 0

Batter	1	2	3	4	5	6	7	8	9
Ty Cline, L OBP: 0.230, SLG: 0.232 (1, 7)	0-0 L3-1		0-0 L3	0-3 K		0-0 5-3 1B		0-0 F2	
Dave Marshall, L OBP: 0.333, SLG: 0.314 Ollie Brown, R OBP: 0.263, SLG: 0.263 (5, PR) (6, 9)	0-0 G6-4-3 1B		4-0 BB		4-0 1B BB	0-0 5-3		0-0 E 1B 1B	
Willie Mays, R OBP: 0.348, SLG: 0.500 (1, 8)	0-0 G6-4-3 1-2f		0-0 F3		0-0 F8	0-0 F9		0-0 E1 1B 1B	
Willie McCovey, L OBP: 0.411, SLG: 0.594 (1, 3)		0-0 HR		0-0 2B 1B 1B	0-0 G6-4-3 1B		0-0 F5	0-0 4-3 1B 1B	
Jim Ray Hart, R OBP: 0.350, SLG: 0.503 (1, 5)		0-0 F4		0-0 1B 2B	0-0 G6-4-3 1-2f		0-0 F8	0-0 4-3 1B	
Dick Dietz, R OBP: 0.310, SLG: 0.383 Bob Barton, R OBP: 0.302, SLG: 0.256 (1, 2) (7, 2)		0-0 5-3		0-0 6-3		0-0 SH5-4 1B 1B	0-0 6-3	0-0 B1	
Hal Lanier, R OBP: 0.232, SLG: 0.266 (1, 6)		0-0 1B		0-0 6-3		4-0 1B SH5-4 1B BB	0-0 6-3	0-0 4-3 1-2 2-3	
Ron Hunt, R OBP: 0.351, SLG: 0.297 Jesus Alou, R OBP: 0.262, SLG: 0.315 Frank Johnson, R OBP: 0.283, SLG: 0.258 (1, 4) (8, PH) (9, 4)		0-0 F8		4-0 1B IBB		0-0 SH5-4 1-2 2-3	0-0 1B	4-0 IBB	
Gaylord Perry, R Joe Gibbon, R Jim Davenport, R Frank Estrada, R Jack Hatt, R Lindy McDaniel, R Ron Herbel, R Bill Henry, L Ray Sadecki, L			0-0 1-3	0-0 1-3 2-H 3-H 1B		0-0 5-3 1B 1B	0-0 F9	0-3 K	

Inning Stats	R: 0	H: 1	E: 0	LOB: 0	K: 0	P: 3	R: 1	H: 2	E: 0	LOB: 1	K: 0	P: 5	R: 0	H: 0	E: 0	LOB: 1	K: 0	P: 7	R: 2	H: 3	E: 0	LOB: 2	K: 1	P: 8	R: 0	H: 1	E: 0	LOB: 2	K: 0	P: 7	R: 0	H: 0	E: 0	LOB: 0	K: 0	P: 3	R: 0	H: 1	E: 0	LOB: 1	K: 0	P: 4	R: 2	H: 4	E: 1	LOB: 3	K: 1	P: 9	1B: 13	SF: 0	2B: 1	SAC: 1	3B: 0	DP: 2	HR: 1	HBP: 0
--------------	------	------	------	--------	------	------	------	------	------	--------	------	------	------	------	------	--------	------	------	------	------	------	--------	------	------	------	------	------	--------	------	------	------	------	------	--------	------	------	------	------	------	--------	------	------	------	------	------	--------	------	------	--------	-------	-------	--------	-------	-------	-------	--------

PITCHER	IP	WLS	BF	H	R	ER	SO	BB	IBB	HBP	BLK	WP	HR	S	P	ERA	WHIP
Al McBean, R ERA: 2.73 (1, 1)	4.0		19	6	3	3	1	1	1	0	0	0	1	19	27	6.75	1.750
Luke Walker, L ERA: 1.59 (5, 1)	0.1		3	1	0	0	0	1	0	0	0	0	0	2	6	0.00	6.000
Ron Kline, R ERA: 1.47 (5, 1)	1.0		6	3	2	2	0	1	0	0	0	0	0	5	9	18.00	4.000
Tommie Sisk, R ERA: 3.99 (6, 1)	2.2	W	11	3	2	2	0	0	0	0	0	0	0	11	11	6.75	1.125
Bob Veale, L ERA: 2.21 (9, 1)	0.0		1	1	0	0	0	0	0	0	0	0	0	1	1	∞	∞

PITCHER	IP	WLS	BF	H	R	ER	SO	BB	IBB	HBP	BLK	WP	HR	S	P	ERA	WHIP
Roy Face, R ERA: 3.93 (9, 1)	1.0		5	1	0	0	1	0	1	0	0	0	0	6	10	0.00	1.000

Batter	1	2	3	4	5	6	7	8	9	AB R H RBI BB SO LOB	TOP											
Jesus Alou, R (1, 9) OBP: 0.260, SLG: 0.306	0-0 G3		0-0 F8		4-0 BB		0-0 F5		0-0 F9	4 0 0 0 1 0 2												
Frank Johnson, R (1, 7) OBP: 0.273, SLG: 0.248	0-0 6-3		0-0 6-3		0-3 K			0-3 K		4 0 0 0 0 2 1												
Willie McCovey, L (1, 3) OBP: 0.408, SLG: 0.585	0-0 BB 1B		0-0 6-3		0-0 4-3			0-0 G3		4 0 1 0 0 0 1												
Willie Mays, R (1, 8) OBP: 0.351, SLG: 0.498	4-0 1-2 BB			0-0 G5-4-3 E 1B 1B		0-0 F6		0-3 K		3 1 1 0 1 1 0												
Jim Ray Hart, R (1, 5) OBP: 0.348, SLG: 0.497	0-0 F2			0-0 G5-4-3 1-2 1B		0-0 F8			0-0 4-3	4 0 1 0 0 0 2												
Jim Davenport, R (1, 6) OBP: 0.264, SLG: 0.236		0-0 6-3		0-0 G5-4-3 1-2f 2-3		0-0 F9			0-0 WP 2B 1B	4 1 1 0 0 0 2												
Ron Hunt, R (1, 4) OBP: 0.350, SLG: 0.292		0-3 K		0-0 E6 S		0-0 F8		4-0 BB BB BB	4-0 1-2 2B BB	3 1 0 0 1 1 0												
Bob Barton, R (1, 2) OBP: 0.319, SLG: 0.279		0-0 1B		0-0 6-3 1-2			0-0 1B		0-0 F9	4 0 2 0 0 0 3												
Mike McCormick, L (1, 1) OBP: 0.152, SLG: 0.069		0-3 K			0-0 F9		0-3 K		0-0 1-H 2-H 2B	1 0 0 0 0 0 1 1 0 0 0 0 0 0 0 0 1 0 0 0 0 0 0 0 0 0 0 0 0 0 0 0 1 0 0 0 0 0 1 1 0 0 0 0 0 0 0 0 1 0 1 2 0 0 0 0												
Ron Herbel, R (3, 1)																						
Hal Lanier, R (5, PH) OBP: 0.250, SLG: 0.264																						
Joe Gibbon, R (5, 1)																						
Dick Dietz, R (7, PH) OBP: 0.307, SLG: 0.379																						
Lindy McDaniel, R (7, 1)																						
Jack Hiatt, R (9, PH) OBP: 0.368, SLG: 0.344																						
Inning Stats	R: 0 E: 0 K: 0 S: 4	H: 1 LOB: 2 BB: 1 P: 8	R: 0 E: 0 K: 2 S: 8	H: 1 LOB: 1 BB: 0 P: 8	R: 0 E: 0 K: 0 S: 3	H: 0 LOB: 0 BB: 0 P: 3	R: 1 E: 1 K: 0 S: 5	H: 2 LOB: 1 BB: 0 P: 5	R: 0 E: 0 K: 1 S: 5	H: 0 LOB: 1 BB: 1 P: 9	R: 0 E: 0 K: 1 S: 6	H: 1 LOB: 1 BB: 0 P: 6	R: 0 E: 0 K: 2 S: 7	H: 0 LOB: 0 BB: 0 P: 7	R: 2 E: 0 K: 0 S: 5	H: 2 LOB: 1 BB: 1 P: 9	1B: 6 2B: 1 3B: 0 HR: 0	SF: 0 SAC: 0 DP: 1 HBP: 0	WP: 1 PB: 0 SB: 1 CS: 0	PA: 37		
PITCHER Jerry Koosman, L (1, 1) ERA: 1.47	IP 9.0	WLS W	BF 37	H 7	R 3	ER 2	SO 6	BB 3	IBB 0	HBP 0	BLK 0	WP 1	HR 0	S 46	P 58	ERA 2.00	WHIP 1.111					
PITCHER	IP	WLS	BF	H	R	ER	SO	BB	IBB	HBP	BLK	WP	HR	S	P	ERA	WHIP					

San Francisco Giants @ New York Mets
 Shea Stadium, Flushing, NY
 Fri Jun 14 1968, 7:05 PM EDT
 Att: 54,259 - Unknown

AB	34
R	3
H	7
RBI	2
BB	3
SO	6
LOB	13



Batter	1	2	3	4	5	6	7	8	9
Don Bosch, S OBP: 0.176, SLG: 0.174 (1, 8)	0-3 K		0-0 HR	0-0 F7			0-3 K		
Phil Linz, R OBP: 0.226, SLG: 0.172 (1, 4)	0-0 1B 1B 1B		4-0 1B HR BB		0-0 G6-4-3 1B		0-0 5-3		
Jerry Grote, R OBP: 0.376, SLG: 0.381 (1, 2)	0-0 CS 1B 1-3 1B		0-0 F9		0-0 G6-4-3 1-2f		0-0 SH1-4 E 1B		
Ed Charles, R OBP: 0.313, SLG: 0.496 (1, 5)	0-0 1-2 3-H 1B		0-0 1-2 HR 1B		0-3 K		0-0 SH1-4 1-2		
Jerry Buchek, R OBP: 0.279, SLG: 0.270 (1, 7)	0-3 K 2-3		0-0 1-H 2-H HR		1-0 FC HBP		0-3 K		
J.C. Martin, L OBP: 0.448, SLG: 0.457 (1, 3)		0-0 4-3	0-0 4-3		0-0 FC 1-H WP		0-0 E9 2-H 1B		
Tommie Agee, R OBP: 0.224, SLG: 0.288 (1, 9)		0-0 FC5-4 1B	0-0 F9		0-0 6-3		0-0 6-3		
Al Weis, S OBP: 0.222, SLG: 0.194 (1, 6)		0-0 FC5-4 1-2f		0-0 F7		0-0 F9			
Jerry Koosman, R OBP: 0.079, SLG: 0.081 (1, 1)		0-3 K		0-3 K			0-0 1-3		

Inning Stats	R: 1	H: 3	E: 0	K: 2	S: 9	LOB: 2	BB: 0	P: 9
	R: 0	H: 1	E: 0	K: 1	S: 6	LOB: 1	BB: 0	P: 6
	R: 4	H: 3	E: 0	K: 0	S: 6	LOB: 0	BB: 1	P: 10
	R: 0	H: 0	E: 0	K: 1	S: 5	LOB: 0	BB: 0	P: 5
	R: 0	H: 1	E: 0	K: 1	S: 5	LOB: 0	BB: 0	P: 5
	R: 1	H: 0	E: 1	K: 0	S: 3	LOB: 0	BB: 0	P: 4
	R: 0	H: 0	E: 0	K: 1	S: 5	LOB: 0	BB: 0	P: 5
	R: 1	H: 2	E: 1	K: 1	S: 7	LOB: 1	BB: 0	P: 7

PITCHER	IP	WLS	BF	H	R	ER	SO	BB	IBB	HBP	BLK	WP	HR	S	P	ERA	WHIP
Mike McCormick, L ERA: 3.55 (1, 1)	2.1	L	14	7	5	5	3	1	0	0	0	0	2	19	23	19.29	3.429
Ron Herbel, R ERA: 3.29 (3, 1)	1.2		5	0	0	0	1	0	0	0	0	0	0	7	7	0.00	0.000
Joe Gibbon, L ERA: 0.63 (5, 1)	2.0		7	1	1	0	1	0	0	1	0	1	0	8	9	0.00	0.500
Lindy McDaniel, R ERA: 9.64 (7, 1)	2.0		8	2	1	1	2	0	0	0	0	0	0	12	12	4.50	1.000

AB R H RBI BB SO LOB

4	1	1	1	0	2	0
3	2	2	0	1	0	0
4	1	2	0	0	0	2
3	1	2	1	0	1	0
3	1	1	3	0	2	3
4	1	1	1	0	0	1
4	0	1	0	0	0	1
3	0	0	0	0	0	1
3	0	0	0	0	2	1

AB	31
R	7
H	10
RBI	6
BB	1
SO	7
LOB	9

WP	1	PA	34
PB	0		
SB	0		
CS	1		

San Francisco Giants @ New York Mets
 Shea Stadium, Flushing, NY
 Fri Jun 14 1968, 7:05 PM EDT
 Att. 54,259 - Unknown

livebaseballscorecards.com

AB	31
R	7
H	10
RBI	6
BB	1
SO	7
LOB	9



Batter	1	2	3	4	5	6	7	8	9	AB R H RBI BB SO LOB	TOP																
Jesus Alou, R OBP: 0.266, SLG: 0.311 (1, 9) X	0-0 E3 FC6-5 L1-3		0-0 FC4-6 1B		0-0 1B 1B	0-0 SH3-4		0-0 F6		4 1 2 0 0 0 1																	
Ty Cline, L OBP: 0.248, SLG: 0.250 (1, 7) X	0-0 L1-3		0-0 FC4-6 1B		0-0 1B HR	0-0 6-3 1B		0-0 F6 2-H		5 1 3 1 0 0 3																	
Willie Mays, R OBP: 0.352, SLG: 0.495 (1, 8) X	0-0 FC6-5-4		0-0 F3		0-0 HR 1B	0-0 6-3				5 2 2 1 0 0 4																	
Willie McCovey, L OBP: 0.413, SLG: 0.604 (1, 3) S S	0-3 K		0-0 1B		0-0 HR	0-0 4-3				5 2 3 4 0 1 2																	
Jim Ray Hart, R OBP: 0.344, SLG: 0.489 (1, 5) X		0-0 E5 FC6-4	0-0 F4		0-0 E3 F9 WP		0-0 6-3			5 1 1 1 0 0 2																	
Jim Davenport, R OBP: 0.275, SLG: 0.229 (1, 6) X		0-0 F7		0-0 6-3	0-0 F8		0-0 F9			5 0 0 0 0 1 4																	
Jack Hiatt, R OBP: 0.369, SLG: 0.356 (1, 2) S S		0-3 K		0-0 4-3 1B	0-0 F9		0-3 K			5 0 2 2 0 2 2																	
Ron Hunt, R OBP: 0.347, SLG: 0.290 (1, 4) X		0-0 FC6-4		0-0 4-3	0-0 4-3					5 0 1 0 0 0 4																	
Juan Marichal, R OBP: 0.148, SLG: 0.154 (1, 1) X			0-0 FC4-6 1B	0-0 4-3		4-0 SH3-4 1B BB		0-0 SH1-3	0-3 K	3 2 1 0 1 1 2																	
Inning Stats	R: 0 E: 1 K: 1 S: 6	H: 0 LOB: 1 BB: 0 P: 6	R: 0 E: 1 K: 1 S: 6	H: 0 LOB: 1 BB: 0 P: 6	R: 1 E: 0 K: 0 S: 6	H: 3 LOB: 2 BB: 0 P: 6	R: 0 E: 0 K: 0 S: 4	H: 1 LOB: 1 BB: 0 P: 4	R: 4 E: 1 K: 0 S: 8	H: 4 LOB: 1 BB: 0 P: 8	R: 1 E: 0 K: 0 S: 4	H: 1 LOB: 1 BB: 1 P: 8	R: 0 E: 0 K: 1 S: 5	H: 0 LOB: 0 BB: 0 P: 5	R: 0 E: 0 K: 0 S: 4	H: 2 LOB: 2 BB: 0 P: 4	R: 3 E: 0 K: 2 S: 11	H: 4 LOB: 1 BB: 0 P: 11	1B: 13 2B: 1 3B: 0 HR: 1	SF: 0 SAC: 2 DP: 0 HBP: 0	WP: 2 PB: 0 SB: 0 CS: 0	PA: 45					
PITCHER	IP WLS BF H R ER SO BB IBB HBP BLK WP HR S P ERA WHIP																										
Tom Seaver, R ERA: 2.11 (1, 1)	4.0		22	8	5	5	2	0	0	0	0	0	1	26	26	11.25	2.000										
Cal Koonce, R ERA: 1.08 (5, 1)	4.0	L	16	3	1	1	1	1	0	0	0	1	0	17	21	2.25	1.000										
Ron Taylor, R ERA: 3.15 (9, 1)	0.1		5	4	3	3	1	0	0	0	0	0	0	7	7	81.00	12.000										
Bill Short, L ERA: 5.4 (9, 1)	0.2		2	0	0	0	1	0	0	0	0	1	0	4	4	0.00	0.000										

San Francisco Giants @ New York Mets
Shea Stadium, Flushing, NY

AB	42
R	9
H	15
RBI	9
BB	1
SO	5
LOB	24



WP	2	PA	45
PB	0		
SB	0		
CS	0		

Sat Jun 15 1968, 3:33 AM EDT
Att. 32,850 - Unknown

livebaseballscorecards.com

BOTTOM

San Francisco Giants @ New York Mets
Shea Stadium, Flushing, NY
Sat Jun 15 1968, 3:33 AM EDT
Att. 32,850 - Unknown

livebaseballscores.com

AB 41
R 5
H 16
RBI 4
BB 1
SO 7
LOB 18



WP: 0 PA: 44
PB: 0
SB: 1
CS: 1

AB R H RBI BB SO LOB

5 1 3 1 0 1 1

5 1 2 0 0 0 3

5 0 0 0 0 2 2

5 1 2 1 0 1 0

4 0 2 0 0 1 1

3 1 3 1 0 0 0
2 0 1 0 0 0 1

4 0 1 1 1 1 4

4 1 2 0 0 0 4

2 0 0 0 0 1 1
1 0 0 0 0 0 0
1 0 0 0 0 0 1
0 0 0 0 0 0 0
0 0 0 0 0 0 0

1B: 11 SF: 0
2B: 4 SAC: 0
3B: 0 DP: 1
HR: 1 HBP: 1

Batter	1	2	3	4	5	6	7	8	9
Don Bosch, S OBP: 0.214, SLG: 0.275 (1, 8)	0-0 HR	0-0 CS 1B		0-0 G4-6-3 1-2f 3-H		0-3 K		0-0 1-3 1B	
Ken Boswell, L OBP: 0.261, SLG: 0.340 (1, 4)	0-0 S 1B	0-0 F5		0-0 1B		0-0 F9		0-0 F2	
Art Shamsky, L OBP: 0.267, SLG: 0.383 (1, 7)	0-3 K	0-0 CS 1-2	0-0 L7	0-0 4-3			0-0 F9	0-3 K	
J.C. Martin, L OBP: 0.444, SLG: 0.451 (1, 3)	0-0 1B 2B 1B		0-0 F9		0-3 K		0-0 3-1	0-0 1B 1B	
Jerry Grote, R OBP: 0.382, SLG: 0.383 (1, 2)	0-0 2B 1-2 2-1 1B		1-0 2B HBP		0-3 K		0-0 1B	0-0 F8	
Kevin Collins, L OBP: 0.297, SLG: 0.324 Ed Charles, R OBP: 0.315, SLG: 0.496 (1, 5) (6, 5)	0-0 2B		0-0 2B		0-0 1B 2B		0-0 F9	0-0 1-2 1B	
Tommie Agee, R OBP: 0.229, SLG: 0.287 (1, 9)	4-0 BB		0-3 K		0-0 FC4-6 2-H 1B			0-0 6-3 F9	
Al Weis, S OBP: 0.230, SLG: 0.211 (1, 6)	0-0 F2			0-0 E G4-6-3 2B		0-0 FC4-6 1-2f		0-0 1B 1B	
Tom Seaver, R OBP: 0.122, SLG: 0.100 Cal Koonce, R (5, 1) Ed Kranepool, L OBP: 0.252, SLG: 0.228 (8, PH) Ron Taylor, R (9, 1) Bill Short, L (9, 1)	0-0 2-1	0-3 K		0-0 E1 G4-6-3		0-0 F8		0-0 F5	

Inning Stats	R: 3	H: 5	E: 0	LOB: 3	K: 1	S: 9	P: 13	R: 0	H: 1	E: 0	LOB: 0	K: 1	S: 5	P: 5	R: 0	H: 1	E: 0	LOB: 2	K: 1	S: 6	P: 7	R: 1	H: 2	E: 1	LOB: 1	K: 0	S: 5	P: 5	R: 0	H: 0	E: 0	LOB: 0	K: 2	S: 9	P: 9	R: 0	H: 2	E: 0	LOB: 0	K: 1	S: 5	P: 5	R: 0	H: 1	E: 0	LOB: 1	K: 0	S: 4	P: 4	R: 0	H: 2	E: 0	LOB: 2	K: 0	S: 5	P: 5	R: 0	H: 2	E: 0	LOB: 2	K: 1	S: 7	P: 7
--------------	------	------	------	--------	------	------	-------	------	------	------	--------	------	------	------	------	------	------	--------	------	------	------	------	------	------	--------	------	------	------	------	------	------	--------	------	------	------	------	------	------	--------	------	------	------	------	------	------	--------	------	------	------	------	------	------	--------	------	------	------	------	------	------	--------	------	------	------

PITCHER	IP	WLS	BF	H	R	ER	SO	BB	IBB	HBP	BLK	WP	HR	S	P	ERA	WHIP
Juan Marichal, R ERA: 2.68 (1, 1)	9.0	W	44	16	5	4	7	1	0	1	0	0	1	55	60	4.00	1.889

Batter	1	2	3	4	5	6	7	8	9	AB R H RBI BB SO LOB	TOP
Jesus Alou, R OBP: 0.277, SLG: 0.321 (1, 9) X	0-0 1-3		0-0 1-3 1B		0-0 1-3 1B		0-0 2-H 1B		0-0 F8	5 0 3 1 0 0 0	
Ty Cline, L OBP: 0.239, SLG: 0.240 (1, 7) X	0-0 L4		0-0 L7		0-0 F5		0-0 L7			4 0 0 0 0 0 5	
Willie Mays, R OBP: 0.354, SLG: 0.509 (1, 8) X	0-0 F9			0-0 F7		0-0 HR		0-0 E 6-3 1B		4 2 2 1 0 0 0	
Willie McCovey, L OBP: 0.405, SLG: 0.590 (1, 3) X		0-0 F7		0-0 G3		0-0 F5		0-0 F6		4 0 0 0 0 0 1	
Jim Ray Hart, R OBP: 0.342, SLG: 0.485 (1, 5) X		0-0 6-3		0-0 1B		0-0 5-3		0-0 6-3		4 0 1 1 0 0 0	
Jim Davenport, R OBP: 0.269, SLG: 0.223 (1, 6) X		0-0 F7		0-0 F9		0-0 1-3		0-3 K		4 0 0 0 0 1 1	
Jack Hiatt, R OBP: 0.373, SLG: 0.385 (1, 2) S S S S			0-3 K		4-0 1B BB		0-3 K		0-0 HR	3 1 1 1 1 2 0	AB 34 R 4 H 9 RBI 4 BB 2 SO 6 LOB 10
Ron Hunt, R OBP: 0.353, SLG: 0.295 (1, 4) S S S S			4-0 1B BB		0-0 F8		0-0 SH5-4 1B		0-0 1B	3 1 2 0 1 0 1	
Ray Sadecki, L OBP: 0.167, SLG: 0.154 (1, 1) S S S S			0-3 K		0-3 K		0-0 SH5-4		0-3 K	3 0 0 0 0 3 2	GIANTS
Inning Stats	R: 0 E: 0 K: 0 S: 3 H: 0 LOB: 0 BB: 0 P: 3	R: 0 E: 0 K: 0 S: 3 H: 0 LOB: 0 BB: 0 P: 3	R: 0 E: 0 K: 2 S: 8 H: 1 LOB: 2 BB: 1 P: 12	R: 0 E: 0 K: 0 S: 4 H: 1 LOB: 1 BB: 0 P: 4	R: 0 E: 0 K: 1 S: 6 H: 1 LOB: 2 BB: 1 P: 10	R: 1 E: 0 K: 0 S: 4 H: 1 LOB: 0 BB: 0 P: 4	R: 1 E: 0 K: 1 S: 7 H: 2 LOB: 1 BB: 0 P: 7	R: 1 E: 1 K: 1 S: 6 H: 1 LOB: 0 BB: 0 P: 6	R: 1 E: 0 K: 1 S: 6 H: 2 LOB: 0 BB: 0 P: 6	1B: 7 2B: 0 3B: 0 HR: 2 SF: 0 SAC: 1 DP: 0 HBP: 0	WP: 0 PB: 0 SB: 0 CS: 0 PA: 37
PITCHER Dick Selma, R ERA: 1.84 (1, 1)	IP 8.0 WLS L BF 33 H 7 R 3 ER 2 SO 5 BB 2 IBB 0 HBP 0 BLK 0 WP 0 HR 1 S 41 P 49 ERA 2.25 WHIP 1.125										
Don Shaw, L ERA: 4.5 (9, 1)	IP 1.0 WLS BF 4 H 2 R 1 ER 1 SO 1 BB 0 IBB 0 HBP 0 BLK 0 WP 0 HR 1 S 6 P 6 ERA 9.00 WHIP 2.000										

San Francisco Giants @ New York Mets
Shea Stadium, Flushing, NY
Sun Jun 16 1968, 3:33 AM EDT
Unknown

livebaseballscorecards.com

Batter	1	2	3	4	5	6	7	8	9	AB	R	H	RBI	BB	SO	LOB
Don Bosch, S OBP: 0.217, SLG: 0.259 (1, 8)	4-0 BB 1B BB		0-3 K		0-0 F8			0-3 K		3	0	0	0	1	2	0
Phil Linz, R OBP: 0.212, SLG: 0.161 (1, 4)	0-0 F8		0-0 E5 G6-3			0-3 K		0-0 5-3		4	0	0	0	0	1	1
Cleon Jones, R OBP: 0.288, SLG: 0.425 (1, 7)	0-0 BB 1-2 1B		0-0 G6-3 1-2f			0-3 K		0-0 HR		4	1	2	1	0	1	1
Ed Charles, R OBP: 0.327, SLG: 0.500 (1, 3)	4-0 BB 1-2 2-3 BB			0-0 G1-6-3 1B		0-0 F6		0-0 G6-4-3 1B		3	0	2	0	1	0	0
Jerry Buchek, R OBP: 0.264, SLG: 0.254 (1, 5)	0-3 K			0-0 G1-6-3 1-2f 1B			0-3 K		0-0 G6-4-3 1-2f	4	0	0	0	0	2	5
J.C. Martin, L OBP: 0.439, SLG: 0.444 (1, 2)	0-0 P5			0-0 1B			0-0 L7			3	0	1	0	0	0	3
Tommie Agee, R OBP: 0.225, SLG: 0.281 (1, 9)		0-3 K		0-0 F8			0-0 5-3			3	0	0	0	0	1	1
Al Weis, S OBP: 0.225, SLG: 0.206 (1, 6)		0-3 K			0-3 K			0-0 F8		3	0	0	0	0	2	0
Dick Selma, R OBP: 0.250, SLG: 0.292 (1, 1)		0-3 K			0-0 F8			0-3 K		2	0	0	0	0	1	0
Bud Harrelson, S OBP: 0.226, SLG: 0.227 (8, PH)										1	0	0	0	0	1	0
Don Shaw, L (9, 1)										0	0	0	0	0	0	0


Inning Stats	R: 0	H: 1	E: 0	K: 1	S: 6	LOB: 3	BB: 2	P: 14
	R: 0	H: 0	E: 0	K: 3	S: 9	LOB: 0	BB: 0	P: 9
	R: 0	H: 0	E: 1	K: 1	S: 5	LOB: 0	BB: 0	P: 5
	R: 0	H: 2	E: 0	K: 0	S: 4	LOB: 1	BB: 0	P: 4
	R: 0	H: 0	E: 0	K: 1	S: 5	LOB: 0	BB: 0	P: 5
	R: 0	H: 0	E: 0	K: 2	S: 7	LOB: 0	BB: 0	P: 7
	R: 0	H: 0	E: 0	K: 1	S: 5	LOB: 0	BB: 0	P: 5
	R: 0	H: 0	E: 0	K: 2	S: 7	LOB: 0	BB: 0	P: 7
	R: 1	H: 2	E: 0	K: 0	S: 4	LOB: 0	BB: 0	P: 4
	1B: 4	2B: 0	3B: 0	HR: 1	SF: 0	SAC: 0	DP: 3	HBP: 0

BOTTOM

San Francisco Giants @ New York Mets
 Shea Stadium, Flushing, NY
 Sun Jun 16 1968, 3:33 AM EDT
 Unknown

livebaseballscorecards.com

AB	30
R	1
H	5
RBI	1
BB	2
SO	11
LOB	11



WP: 0	PA: 32
PB: 0	SB: 0
CS: 0	

Batter	1	2	3	4	5	6	7	8	9	AB R H RBI BB SO LOB	TOP	
Jesus Alou, R (1, 9) OBP: 0.276, SLG: 0.319	0-0 4-3			0-0 6-3		0-0 L1-3 1B		0-0 F7		4 0 1 0 0 0 1		
Ty Cline, L (1, 7) Jim Davenport, R (8, PH) OBP: 0.267, SLG: 0.222 (8, 5)	0-0 L4-3			0-0 F8 2B		0-0 L1-3		0-0 FC5-4		3 0 1 0 0 0 1 1 0 0 0 0 0 1		
Willie Mays, R (1, 8) OBP: 0.357, SLG: 0.516	0-0 F6			0-0 F8 2-3		4-0 G4-6-3 BB			0-0 SF8 3B	3 1 1 0 1 0 1		
Willie McCovey, L (1, 3) OBP: 0.402, SLG: 0.585			0-0 G5-4-3 1B		0-3 K		0-0 G4-6-3 1-2f		0-0 SF8	3 0 1 1 0 1 3		
Jack Hiatt, R (1, 2) OBP: 0.369, SLG: 0.380			0-0 G5-4-3 1-2f		0-3 K		0-0 6-3		0-0 G5-4-3 1B	4 0 1 0 0 1 1		
Frank Johnson, R (1, 5) OBP: 0.263, SLG: 0.238 (8, 7)			0-0 6-3		0-0 6-3		0-0 6-3		0-0 G5-4-3 1-2f	4 0 0 0 0 0 1		
Ron Hunt, R (1, 4) OBP: 0.353, SLG: 0.293				0-0 F9		4-0 1B BB		0-0 F7		2 0 0 0 1 0 0		
Hal Lanier, R (1, 6) OBP: 0.232, SLG: 0.265				0-3 K		0-0 1-2 1B		0-0 6-3		3 0 1 0 0 1 0		
Bill Henry, L (1, 1) Bobby Bolin, R (1, 1) Dick Dietz, R (8, PH) Frank Linzy, R (8, 1) OBP: 0.125, SLG: 0.125 OBP: 0.314, SLG: 0.385				0-3 K		0-0 F4		0-0 FC5-4 1B		0 0 0 0 0 0 0 2 0 0 0 0 1 2 1 0 1 0 0 0 0 0 0 0 0 0 0 0		
Inning Stats	R: 0 H: 0 E: 0 LOB: 0 K: 0 BB: 0 S: 3 P: 3	R: 0 H: 1 E: 0 LOB: 0 K: 0 BB: 0 S: 3 P: 3	R: 0 H: 0 E: 0 LOB: 0 K: 2 BB: 0 S: 7 P: 7	R: 0 H: 1 E: 0 LOB: 1 K: 1 BB: 0 S: 6 P: 6	R: 0 H: 1 E: 0 LOB: 2 K: 1 BB: 1 S: 6 P: 10	R: 0 H: 1 E: 0 LOB: 1 K: 0 BB: 1 S: 3 P: 7	R: 0 H: 0 E: 0 LOB: 0 K: 0 BB: 0 S: 3 P: 3	R: 0 H: 1 E: 0 LOB: 1 K: 0 BB: 0 S: 4 P: 4	R: 1 H: 2 E: 0 LOB: 0 K: 0 BB: 0 S: 4 P: 4	1B: 5 SF: 1 2B: 1 SAC: 0 3B: 1 DP: 3 HR: 0 HBP: 0	WP: 0 PA: 33 PB: 0 SB: 0 CS: 0	
PITCHER Danny Frisella, R (1, 1) ERA: 2.13 Al Jackson, L (6, 1) ERA: 2.53	IP WLS BF H R ER SO BB IBB HBP BLK WP HR S P ERA WHIP	5.0 W 18 3 0 0 4 1 0 0 0 0 0 0 25 29 0.00 0.800	4.0 S 15 4 1 1 0 1 0 0 0 0 0 0 14 18 2.25 1.250	PITCHER IP WLS BF H R ER SO BB IBB HBP BLK WP HR S P ERA WHIP								

San Francisco Giants @ New York Mets
Shea Stadium, Flushing, NY

Sun Jun 16 1968, 3:38 AM EDT
Att. 53,824 - Unknown

livebaseballscorecards.com

AB	30
R	1
H	7
RBI	1
BB	2
SO	4
LOB	11



Batter	1	2	3	4	5	6	7	8	9
Don Bosch, S OBP: 0.219, SLG: 0.246 (1, 8)	4-0 BB 2B		0-0 4-3		0-3 K		0-0 3-1		
Ken Boswell, L OBP: 0.260, SLG: 0.338 (1, 4)	0-0 F6		0-0 1B		0-0 L7			0-0 4-3	
Cleon Jones, R OBP: 0.299, SLG: 0.436 (1, 7)	0-0 WP 2B		0-3 K		0-0 SH3-4 1B			4-0 CS BB	
Ed Charles, R OBP: 0.327, SLG: 0.497 (1, 5)	0-3 K			0-0 F8		0-0 SH3-4		0-0 1B	
J.C. Martin, L OBP: 0.429, SLG: 0.421 (1, 2)	0-0 4-3			0-3 K		4-0 IBB		0-0 F7	
Tommie Agee, R OBP: 0.221, SLG: 0.276 (1, 9)		0-3 K		0-0 L7		0-3 K			
Art Shamsky, L OBP: 0.288, SLG: 0.403 (1, 3)			0-3 K		0-0 HR	0-0 F2			
Bud Harrelson, S OBP: 0.221, SLG: 0.221 (1, 6)			0-3 K		0-0 F5		0-0 P5		
Danny Frisella, L OBP: 0.250, SLG: 0.250 (1, 1)			0-0 4-3		0-0 1B		0-0 F6		
Al Jackson, L OBP: 0.250, SLG: 0.250 (6, 1)									

Inning Stats	R: 2 E: 0 K: 1 S: 6	H: 1 LOB: 0 BB: 1 P: 10	R: 0 E: 0 K: 3 S: 9	H: 0 LOB: 0 BB: 0 P: 9	R: 0 E: 0 K: 1 S: 6	H: 1 LOB: 1 BB: 0 P: 6	R: 0 E: 0 K: 1 S: 5	H: 0 LOB: 0 BB: 0 P: 5	R: 1 E: 0 K: 1 S: 7	H: 2 LOB: 1 BB: 0 P: 7	R: 0 E: 0 K: 1 S: 6	H: 1 LOB: 2 BB: 1 P: 10	R: 0 E: 0 K: 0 S: 3	H: 0 LOB: 0 BB: 0 P: 3	R: 0 E: 0 K: 0 S: 3	H: 1 LOB: 1 BB: 1 P: 7
1B: 4 2B: 1 3B: 0 HR: 1	SF: 0 SAC: 1 DP: 0 HBP: 0	WP: 2 PB: 0 SB: 2 CS: 1	PA: 32													

PITCHER	IP	WLS	BF	H	R	ER	SO	BB	IBB	HBP	BLK	WP	HR	S	P	ERA	WHIP
Bill Henry, L ERA: 5.4 (1, 1)	0.1	L	2	0	1	1	0	1	0	0	0	0	0	1	5	27.00	3.000
Bobby Bolin, R ERA: 2.6 (1, 1)	6.2		26	5	2	2	8	0	1	0	0	1	1	41	45	2.70	0.750
Frank Linzy, R ERA: 2.62 (8, 1)	1.0		4	1	0	0	0	1	0	0	0	0	0	3	7	0.00	2.000

BOTTOM

San Francisco Giants @ New York Mets
Shea Stadium, Flushing, NY
Sun Jun 16 1968, 3:38 AM EDT
Att. 53,824 - Unknown

livebaseballscorecards.com

AB	28
R	3
H	6
RBI	2
BB	3
SO	8
LOB	9



Batter	1	2	3	4	5	6	7	8	9	AB R H RBI BB SO LOB	TOP	
Jesus Alou, R (1, 9) OBP: 0.268, SLG: 0.309	0-0 P5		0-0 P3		0-0 5-3		0-0 P3		0-0 P3	5 0 0 0 0 0 1	San Francisco Giants @ Philadelphia Phillies Connie Mack Stadium, Philadelphia, PA Tue Jun 18 1968, 7:05 PM EDT Unknown livebaseballscorecards.com	
Jim Davenport, R (1, 5) Nate Oliver, R (6, 5) OBP: 0.274, SLG: 0.230 OBP: 0.205, SLG: 0.209	0-0 FC3-6 1B		0-0 L4		0-0 1B 1B		0-0 F7			3 0 2 0 0 0 0 1 0 0 0 0 0 0		
Willie McCovey, L (1, 3) OBP: 0.408, SLG: 0.606	0-0 FC3-6 1-2f		0-0 HR		0-0 1-2 1B			0-0 FC6-4 1B		4 1 3 1 0 0 1		
Willie Mays, R (1, 8) Ollie Brown, R (6, 8) OBP: 0.356, SLG: 0.511 OBP: 0.259, SLG: 0.260	4-0 BB		0-0 F3		0-0 F8			0-0 F8		2 0 0 0 1 0 2 1 0 0 0 0 0 1		
Jim Ray Hart, R (1, 7) OBP: 0.341, SLG: 0.495	0-0 P3			0-0 HR	0-0 FC6-4 1-2f			0-0 FC6-4 1-2f		4 1 1 1 0 0 5		
Jack Hiatt, R (1, 2) OBP: 0.358, SLG: 0.366		0-0 5-3		0-0 L8		0-0 6-3		0-0 F8		4 0 0 0 0 0 1		
Hal Lanier, R (1, 6) OBP: 0.227, SLG: 0.259		0-0 F9		0-0 4-3		0-0 F8		0-0 4-3		4 0 0 0 0 0 0		
Ron Hunt, R (1, 4) OBP: 0.355, SLG: 0.290		4-0 FC5-4 BB		4-0 BB		0-0 F8		0-0 F9		2 0 0 0 2 0 0		
Gaylord Perry, R (1, 1) Joe Gibbon, R (2, 1) Frank Johnson, R (4, PH) Ron Herbel, R (4, 1) Lindy McDaniel, R (5, 1) Dick Dietz, R (9, PH) OBP: 0.132, SLG: 0.132 OBP: 0.291, SLG: 0.236 OBP: 0.320, SLG: 0.392		0-0 FC5-4 1-2f		0-0 P3		0-3 K		0-0 1B		1 0 0 0 0 0 0 1 0 0 0 0 0 0 0 0 1 0 0 0 0 0 0 1 0 0 0 0 0 0 0 0 1 0 0 0 0 0 1 0 1 0 1 0 0 0 0 0		
Inning Stats	R: 0 H: 1 E: 1 LOB: 2 K: 0 BB: 1 S: 4 P: 8	R: 0 H: 0 E: 0 LOB: 1 K: 0 BB: 1 S: 3 P: 7	R: 1 H: 1 E: 0 LOB: 0 K: 0 BB: 0 S: 4 P: 4	R: 1 H: 1 E: 0 LOB: 1 K: 0 BB: 1 S: 4 P: 8	R: 0 H: 2 E: 0 LOB: 2 K: 0 BB: 0 S: 5 P: 5	R: 0 H: 0 E: 0 LOB: 0 K: 0 BB: 0 S: 3 P: 3	R: 0 H: 0 E: 0 LOB: 0 K: 1 BB: 0 S: 5 P: 5	R: 0 H: 1 E: 0 LOB: 1 K: 0 BB: 0 S: 4 P: 4	R: 0 H: 1 E: 0 LOB: 1 K: 0 BB: 0 S: 4 P: 4	1B: 5 SF: 0 2B: 0 SAC: 0 3B: 0 DP: 0 HR: 2 HBP: 0	WP: 0 PA: 37 PB: 0 SB: 0 CS: 0	
PITCHER Chris Short, L (1, 1) ERA: 2.29	IP WLS BF H R ER SO BB IBB HBP BLK WP HR S P ERA WHIP	9.0 W 37 7 2 2 1 3 0 0 0 0 0 2 36 48 2.00 1.111										



Batter	1	2	3	4	5	6	7	8	9	AB	R	H	RBI	BB	SO	LOB
Cookie Rojas, R OBP: 0.269, SLG: 0.360 (1, 4)	0-0 L6	0-0 G3		0-3 K	0-0 HR		0-0 FC5-4			5	1	1	2	0	1	1
Johnny Callison, L OBP: 0.323, SLG: 0.417 (1, 9)	0-3 K		0-3 K2-3	0-0 P6	0-0 L8			0-0 4-3		5	0	0	0	0	2	0
Dick Allen, R OBP: 0.369, SLG: 0.548 (1, 7)	0-0 HR		0-0 HR		0-0 E6	0-0 2B		0-0 FC5-4		5	3	4	2	0	0	0
Don Lock, R OBP: 0.262, SLG: 0.257 (8, PR) (9, 7)					1B			1B		0	0	0	0	0	0	0
Tony Gonzalez, L OBP: 0.357, SLG: 0.356 (1, 8)	4-0 FC4-6		0-0 6-3	6-3 HBP	1B	0-0 WP	6-4	0-0 FC5-4		3	1	2	0	2	0	1
Bill White, L OBP: 0.327, SLG: 0.371 (1, 3)	0-0 FC4-6		1-0 6-3	1-2 HBP	1B	0-0 6-4		0-0 F9		4	1	1	1	0	0	4
Tony Taylor, R OBP: 0.315, SLG: 0.307 (1, 5)		0-0 1B	0-0 6-3	1-2 2-3	1B	0-0 1-3				3	2	1	0	1	0	3
Roberto Pena, R OBP: 0.321, SLG: 0.239 (1, 6)		0-0 1B	4-0 IBB		0-0 F8		0-0 6-3			3	1	1	0	1	0	3
Clay Dalrymple, L OBP: 0.298, SLG: 0.314 (1, 2)		0-0 1B	0-0 IBB		0-0 F8		0-3 K			4	0	1	3	0	1	5
Chris Short, R OBP: 0.194, SLG: 0.171 (1, 1)		0-0 6-3		0-0 6-3	0-0 HR		0-0 FC5-4			4	1	2	2	0	0	0


Inning Stats	R: 1	H: 1	E: 0	K: 1	S: 6	LOB: 1	BB: 1	P: 10	R: 2	H: 3	E: 0	K: 0	S: 5	LOB: 0	BB: 0	P: 5	R: 1	H: 2	E: 0	K: 1	S: 7	LOB: 3	BB: 1	P: 12	R: 0	H: 0	E: 0	K: 1	S: 5	LOB: 0	BB: 0	P: 5	R: 6	H: 4	E: 1	K: 0	S: 8	LOB: 0	BB: 1	P: 12	R: 0	H: 1	E: 0	K: 0	S: 3	LOB: 1	BB: 1	P: 7	R: 0	H: 1	E: 0	K: 1	S: 6	LOB: 1	BB: 0	P: 6	R: 0	H: 1	E: 0	K: 0	S: 4	LOB: 1	BB: 0	P: 4
--------------	------	------	------	------	------	--------	-------	-------	------	------	------	------	------	--------	-------	------	------	------	------	------	------	--------	-------	-------	------	------	------	------	------	--------	-------	------	------	------	------	------	------	--------	-------	-------	------	------	------	------	------	--------	-------	------	------	------	------	------	------	--------	-------	------	------	------	------	------	------	--------	-------	------

PITCHER	IP	WLS	BF	H	R	ER	SO	BB	IBB	HBP	BLK	WP	HR	S	P	ERA	WHIP
Gaylord Perry, R ERA: 3.4 (1, 1)	1.0	L	7	3	3	3	1	1	0	0	0	0	1	8	12	27.00	4.000
Joe Gibbon, L ERA: 1.1 (2, 1)	2.0		10	3	1	1	1	0	1	1	0	0	1	10	15	4.50	1.500
Ron Herbel, R ERA: 2.93 (4, 1)	1.2		11	4	6	0	1	0	1	0	0	0	1	12	16	0.00	2.400
Lindy McDaniel, R ERA: 7.79 (5, 1)	3.1		13	3	0	0	1	1	0	0	0	1	0	14	18	0.00	1.200

BOTTOM

San Francisco Giants @ Philadelphia Phillies
 Connie Mack Stadium, Philadelphia, PA
 Tue Jun 18 1968, 7:05 PM EDT
 Unknown

AB	36
R	10
H	13
RBI	10
BB	4
SO	4
LOB	17



1B	8	SF	0	WP	1	PA	41
2B	3	SAC	0	PB	0		
3B	0	DP	1	SB	0		
HR	3	HBP	1	CS	0		

Batter	1	2	3	4	5	6	7	8	9	AB R H RBI BB SO LOB	TOP																						
Frank Johnson, R (1, 8) OBP: 0.261, SLG: 0.229	0-0 F8		0-0 F8		0-0 P3			4-0 FC4-8 BB		3 0 0 0 1 0 2																							
Jim Davenport, R (1, 5) OBP: 0.268, SLG: 0.224	0-0 6-3			0-0 F7		0-0 6-3		0-0 FC4-6 1-2f		4 0 0 0 0 0 1																							
Willie McCovey, L (1, 3) OBP: 0.401, SLG: 0.592	0-0 G3			0-0 5-3		0-0 F9		0-0 F5		4 0 0 0 0 0 1																							
Jim Ray Hart, R (1, 7) OBP: 0.352, SLG: 0.525		0-0 FC6-4 1B		0-0 2B		0-0 FC5-4 1B		0-0 HR		4 1 4 1 0 0 0																							
Jack Hiatt, R (1, 2) OBP: 0.348, SLG: 0.353		0-0 FC6-4 1-2f		0-3 K		0-0 FC5-4 1-2f		0-3 K		4 0 0 0 0 2 3																							
Ollie Brown, R (1, 9) OBP: 0.271, SLG: 0.263		0-3 K			4-0 1-3 BB		0-0 5-3	0-0 FC5-4 1B		3 0 1 0 1 1 1																							
Hal Lanier, R (1, 6) OBP: 0.222, SLG: 0.253		0-0 FC6-4 1-2f			0-0 1-3		0-0 1-3	0-0 FC5-4 1B 1-2f		4 0 0 0 0 0 3																							
Ron Hunt, R (1, 4) OBP: 0.355, SLG: 0.288			0-0 F9		1-0 HBP		0-0 F3	0-0 1B		2 0 0 0 0 0 0																							
Ron Herbel, R (7, 1)										0 0 0 0 0 0 0																							
Jesus Alou, R (9, PH) OBP: 0.272, SLG: 0.313								1-2 1B		1 0 1 0 0 0 0																							
Mike McCormick, L (1, 1) OBP: 0.143, SLG: 0.065			0-0 4-3		0-3 K			0-0 P3	0-3 K	2 0 0 0 0 1 2																							
Nate Oliver, R (7, 4) OBP: 0.196, SLG: 0.200										2 0 0 0 0 1 2																							
Inning Stats	R: 0 E: 0 K: 0 S: 3	H: 0 LOB: 0 BB: 0 P: 3	R: 0 E: 0 K: 1 S: 6	H: 1 LOB: 1 BB: 0 P: 6	R: 0 E: 0 K: 0 S: 3	H: 0 LOB: 0 BB: 0 P: 3	R: 0 E: 0 K: 1 S: 6	H: 1 LOB: 1 BB: 0 P: 6	R: 0 E: 0 K: 1 S: 5	H: 0 LOB: 2 BB: 1 P: 10	R: 0 E: 0 K: 0 S: 4	H: 1 LOB: 1 BB: 0 P: 4	R: 0 E: 0 K: 0 S: 3	H: 0 LOB: 0 BB: 0 P: 3	R: 0 E: 0 K: 0 S: 3	H: 0 LOB: 1 BB: 1 P: 7	R: 1 E: 0 K: 2 S: 10	H: 3 LOB: 2 BB: 0 P: 10	1B: 4 2B: 1 3B: 0 HR: 1	SF: 0 SAC: 0 DP: 0 HBP: 1	WP: 0 PB: 0 SB: 0 CS: 0	PA: 36											
PITCHER Woodie Fryman, L (1, 1) ERA: 1.61	IP 9.0	WLS W	BF 36	H 6	R 1	ER 1	SO 5	BB 2	IBB 0	HBP 1	BLK 0	WP 0	HR 1	S 43	P 52	ERA 1.00	WHIP 0.889																
											PITCHER	IP	WLS	BF	H	R	ER	SO	BB	IBB	HBP	BLK	WP	HR	S	P	ERA	WHIP					

San Francisco Giants @ Philadelphia Phillies
 Connie Mack Stadium, Philadelphia, PA

Tue Jun 18 1968, 7:05 PM EDT
 Att. 22,184 - Unknown

livebaseballscores.com

AB	33
R	1
H	6
RBI	1
BB	2
SO	5
LOB	15



Batter	1	2	3	4	5	6	7	8	9	AB	R	H	RBI	BB	SO	LOB
Cookie Rojas, R OBP: 0.276, SLG: 0.384 (1, 4)	0-0 2B		0-0 HR		0-0 1B	0-0 F9	0-0 F8			5	2	3	1	0	0	2
Johnny Callison, L OBP: 0.322, SLG: 0.419 (1, 9)	0-0 P2		0-0 2B		0-0 SH1-3	0-0 G3		0-0 F8		4	0	1	0	0	0	1
Dick Allen, R OBP: 0.383, SLG: 0.551 (1, 7)	4-0 IBB		4-0 IBB		4-0 IBB		0-0 FC6-4	0-0 F8		1	1	1	0	3	0	0
Don Lock, R OBP: 0.259, SLG: 0.253 (7, PR) (8, 7)										1	0	0	0	0	0	0
Rick Joseph, R OBP: 0.318, SLG: 0.237 (1, 3)	0-0 F7		0-0 F8		0-0 3B	0-0 3B	0-0 FC6-4	0-0 1B		5	2	2	1	0	0	5
Tony Gonzalez, L OBP: 0.358, SLG: 0.371 (1, 8)	0-3 K		0-0 F7		0-0 1B	0-0 1B	0-0 1B	0-0 1B		5	2	2	2	0	1	5
Tony Taylor, R OBP: 0.318, SLG: 0.311 (1, 5)		0-0 L8		0-0 2-3	0-0 1B	0-0 1B	0-0 1B	0-0 2B		4	1	2	2	0	0	0
Roberto Pena, R OBP: 0.318, SLG: 0.240 (1, 6)		0-0 L5		0-0 F2	0-0 P6	0-0 P6	0-0 2B	0-0 1B		4	1	1	1	0	0	1
Mike Ryan, R OBP: 0.130, SLG: 0.143 (1, 2)		0-0 F2		4-0 BB	0-0 F8	0-0 F8	0-0 F8	0-0 F8		3	0	0	0	1	0	3
Woodie Fryman, R OBP: 0.159, SLG: 0.143 (1, 1)			0-0 6-3	0-0 P4		0-0 F3	0-0 2B			4	0	1	2	0	0	1

Inning Stats		R: 0	H: 1	E: 0	K: 1	S: 6	R: 0	H: 0	E: 0	K: 0	S: 3	R: 1	H: 2	E: 0	K: 0	S: 5	R: 0	H: 0	E: 0	K: 0	S: 3	R: 4	H: 4	E: 0	K: 0	S: 7	R: 0	H: 0	E: 0	K: 0	S: 3	R: 4	H: 5	E: 0	K: 0	S: 8	R: 0	H: 1	E: 0	K: 0	S: 4										
IP	WLS	BF	H	R	ER	SO	BB	IBB	HBP	BLK	WP	HR	S	P	ERA	WHIP	IP	WLS	BF	H	R	ER	SO	BB	IBB	HBP	BLK	WP	HR	S	P	ERA	WHIP	IP	WLS	BF	H	R	ER	SO	BB	IBB	HBP	BLK	WP	HR	S	P	ERA	WHIP	
Mike McCormick, L ERA: 4.02 (1, 1)	6.1	33	10	8	8	1	1	3	0	0	0	1	31	47	11.37	1.737																																			
Ron Herbel, R ERA: 3.18 (7, 1)	1.2	8	3	1	1	0	0	0	0	0	0	0	8	8	5.40	1.800																																			


BOTTOM

San Francisco Giants @ Philadelphia Phillies
 Connie Mack Stadium, Philadelphia, PA

Tue Jun 18 1968, 7:05 PM EDT
 Att. 22,184 - Unknown

AB	36
R	9
H	13
RBI	9
BB	4
SO	1
LOB	18

WP: 0 PA: 41
 PB: 0 SB: 0
 CS: 0



Batter	1	2	3	4	5	6	7	8	9	AB R H RBI BB SO LOB	TOP											
Ty Cline, L (1, 9) OBP: 0.231, SLG: 0.241	0-0 L3		0-0 L1-3			0-3 K	0-3 K		0-0 L8	5 0 0 0 0 2 4												
Jim Davenport, R (1, 5) OBP: 0.266, SLG: 0.224	0-0 6-3			0-0 L7		0-0 5-3		0-0 3B 1B	0-3 K	5 1 1 0 0 1 1												
Willie Mays, R (1, 8) OBP: 0.359, SLG: 0.529	0-0 L8			0-0 L8			0-0 1B 3B	0-0 1B 3B		4 2 2 1 0 0 0												
Willie McCovey, L (1, 3) OBP: 0.398, SLG: 0.583		0-0 3-1		0-0 4-3			4-0 F9 1B 2B IBB	0-0 P3		3 1 0 0 1 0 1												
Jim Ray Hart, R (1, 7) OBP: 0.359, SLG: 0.525		0-0 6-3			4-0 1B 1B BB		0-0 2B 1B	4-0 1B IBB		2 1 1 1 2 0 0												
Jack Hiatt, R (1, 2) OBP: 0.359, SLG: 0.361		1-0 HBP			0-0 1B 1B		0-3 K	0-0 1B		3 0 2 1 0 1 2												
Hal Lanier, R (1, 6) OBP: 0.222, SLG: 0.253		0-0 5-3			0-0 CS 1B		0-0 F9	0-0 G6-4-3		4 0 1 1 0 0 5												
Nate Oliver, R (1, 4) OBP: 0.200, SLG: 0.224			0-0 6-3		0-0 5-3		0-0 2B		0-0 6-3	4 0 1 1 0 0 1												
Juan Marichal, R (1, 1) OBP: 0.172, SLG: 0.164			0-3 K			0-3 K	4-0 BB		0-0 1B	3 0 1 0 1 2 0												
Inning Stats	R: 0 E: 0 K: 0 S: 3	H: 0 LOB: 0 BB: 0 P: 3	R: 0 E: 0 K: 0 S: 3	H: 0 LOB: 1 BB: 0 P: 4	R: 0 E: 0 K: 1 S: 5	H: 0 LOB: 0 BB: 0 P: 5	R: 0 E: 0 K: 0 S: 3	H: 0 LOB: 0 BB: 0 P: 3	R: 1 E: 0 K: 0 S: 3	H: 2 LOB: 0 BB: 1 P: 7	R: 0 E: 0 K: 2 S: 7	H: 0 LOB: 0 BB: 0 P: 7	R: 2 E: 0 K: 2 S: 10	H: 3 LOB: 3 BB: 2 P: 18	R: 2 E: 0 K: 0 S: 5	H: 3 LOB: 1 BB: 1 P: 9	R: 0 E: 0 K: 1 S: 6	H: 1 LOB: 1 BB: 0 P: 6	1B: 6 2B: 1 3B: 2 HR: 0	SF: 0 SAC: 0 DP: 1 HBP: 1	WP: 0 PB: 0 SB: 0 CS: 1	PA: 38
PITCHER	IP WLS BF H R ER SO BB IBB HBP BLK WP HR S P ERA WHIP																					
Larry Jackson, R (1, 1) ERA: 2.87	6.0 L 23 4 3 3 3 1 1 1 0 0 0 0 26 35 4.50 0.833																					
Turk Farrell, R (7, 1) ERA: 1.71	1.1 10 4 2 2 2 1 1 0 0 0 0 0 12 20 13.50 3.750																					
Gary Wagner, R (8, 1) ERA: 3.18	0.2 1 0 0 0 0 0 0 0 0 0 0 0 1 1 0.00 0.000																					
Dick Hall, R (9, 1) ERA: 4.35	1.0 4 1 0 0 0 1 0 0 0 0 0 0 6 6 0.00 1.000																					

San Francisco Giants @ Philadelphia Phillies
 Connie Mack Stadium, Philadelphia, PA

Wed Jun 19 1968, 7:05 PM EDT
 Att. 15,520 - Unknown

livebaseballscorecards.com

AB 33
 R 5
 H 9
 RBI 5
 BB 4
 SO 6
 LOB 14



Batter	1	2	3	4	5	6	7	8	9	AB	R	H	RBI	BB	SO	LOB
Cookie Rojas, R OBP: 0.280, SLG: 0.387 (1, 4)	0-0 2B		0-0 P5		4-0 WP BB			0-0 6-3		3	0	1	0	1	0	1
Johnny Callison, L OBP: 0.320, SLG: 0.415 (1, 9)	0-0 1B			0-3 K	0-0 4-3			0-0 E3 G6-4-3		4	0	1	0	0	1	2
Dick Allen, R OBP: 0.386, SLG: 0.566 (1, 7)	0-0 F8			0-0 HR		4-0 FC1-6 BB		0-0 G6-4-3 1-2f		3	1	1	1	1	0	3
Tony Gonzalez, L OBP: 0.350, SLG: 0.361 (1, 8)	0-0 F7			0-0 F8		0-0 FC1-6 G3-6-1 1-2f			0-0 4-3	4	0	0	0	0	0	2
Bill White, L OBP: 0.325, SLG: 0.369 (1, 3)		0-0 F2		0-0 1B 1B		0-0 G3-6-1 1-2f			0-0 F8	4	0	1	0	0	0	1
Tony Taylor, R OBP: 0.317, SLG: 0.309 (1, 5)		0-0 6-3		0-0 FC6-4 1B			0-0 L9		0-3 K	4	0	1	0	0	1	0
Roberto Pena, R OBP: 0.319, SLG: 0.242 (1, 6)		0-0 P6		0-0 FC6-4 1-2f			0-0 G4-6-3 1B			3	0	1	0	0	0	2
Clay Dalrymple, L OBP: 0.291, SLG: 0.305 (1, 2)			0-0 P6		0-0 1-3		0-0 G4-6-3 1-2f			3	0	0	0	0	0	1
Larry Jackson, R OBP: 0.128, SLG: 0.128 (7, 1)			0-3 K		0-0 F3			0-0 E 2B		2	0	0	0	0	1	0
Turk Farrell, R (7, 1)										0	0	0	0	0	0	0
Gary Wagner, R (8, 1)										0	0	0	0	0	0	0
John Briggs, L OBP: 0.353, SLG: 0.314 (8, PH)										1	0	1	0	0	0	0
Dick Hall, R OBP: 0.333, SLG: 0.333 (9, 1)										0	0	0	0	0	0	0


Inning Stats	R: 0 E: 0 K: 0 S: 4	H: 2 LOB: 1 BB: 0 P: 4	R: 0 E: 0 K: 0 S: 3	H: 0 LOB: 0 BB: 0 P: 3	R: 0 E: 0 K: 1 S: 5	H: 0 LOB: 0 BB: 0 P: 5	R: 1 E: 0 K: 1 S: 8	H: 3 LOB: 2 BB: 0 P: 8	R: 0 E: 0 K: 0 S: 3	H: 0 LOB: 1 BB: 1 P: 7	R: 0 E: 0 K: 0 S: 2	H: 0 LOB: 0 BB: 1 P: 6	R: 0 E: 0 K: 0 S: 3	H: 1 LOB: 0 BB: 0 P: 3	R: 0 E: 1 K: 0 S: 4	H: 1 LOB: 1 BB: 0 P: 4	R: 0 E: 0 K: 1 S: 5	H: 0 LOB: 0 BB: 0 P: 5	1B: 4 2B: 2 3B: 0 HR: 1	SF: 0 SAC: 0 DP: 3 HBP: 0	WP: 1 PB: 0 SB: 0 CS: 0	PA: 33																	
PITCHER Juan Marichal, R ERA: 2.58 (1, 1)	IP: 9.0	WLS: W	BF: 33	H: 7	R: 1	ER: 1	SO: 3	BB: 2	IBB: 0	HBP: 0	BLK: 0	WP: 1	HR: 1	S: 37	P: 45	ERA: 1.00	WHIP: 1.000					PITCHER	IP: 9.0	WLS: W	BF: 33	H: 7	R: 1	ER: 1	SO: 3	BB: 2	IBB: 0	HBP: 0	BLK: 0	WP: 1	HR: 1	S: 37	P: 45	ERA: 1.00	WHIP: 1.000

BOTTOM

San Francisco Giants @ Philadelphia Phillies
 Connie Mack Stadium, Philadelphia, PA

Wed Jun 19 1968, 7:05 PM EDT
 Att. 15,520 - Unknown

AB	31
R	1
H	7
RBI	1
BB	2
SO	3
LOB	12



Batter	1	2	3	4	5	6	7	8	9	AB R H RBI BB SO LOB	TOP
Nate Oliver, R OBP: 0.204, SLG: 0.226 (1, 4) X	0-0 CS 1B		0-0 E3 L6-3		0-0 4-3			0-0 F8		4 0 1 0 0 0 1	
Ty Cline, L OBP: 0.231, SLG: 0.241 (1, 7) X	0-0 L7 1-2		0-0 L6-3 1-2			0-0 G4-6-3 1B 1B		0-0 L5-3		4 1 1 0 0 0 2	
Willie Mays, R OBP: 0.361, SLG: 0.526 (1, 8) B B B	4-0 BB			0-0 5-3		0-0 G4-6-3 1B 1-2		0-0 P6		3 0 1 0 1 0 0	
Willie McCovey, L OBP: 0.391, SLG: 0.571 (1, 3) X	0-0 F8			0-0 4-3		0-0 G4-6-3 1-2f 2-3		0-0 F9		4 0 0 0 0 0 3	
Jim Ray Hart, R OBP: 0.362, SLG: 0.524 (1, 5) X		0-0 1-6-3		0-0 1B		0-0 1B 3-H		0-0 4-3		4 0 2 1 0 0 0	
Jack Hiatt, R OBP: 0.356, SLG: 0.352 (1, 2) B B B B		4-0 5-3 BB		0-0 F5		0-3 K		0-0 P4		3 0 0 0 1 1 2	
Ollie Brown, R OBP: 0.273, SLG: 0.265 (1, 9) X		0-0 5-3 1-2			0-0 1B		0-0 5-3			3 0 1 0 0 0 1	
Hal Lanier, R OBP: 0.219, SLG: 0.249 (1, 6) X		0-0 6-3			0-0 L9		0-0 6-3			3 0 0 0 0 0 2	
Ray Sadecki, L OBP: 0.156, SLG: 0.143 (1, 1) S S S			0-3 K		0-3 K		0-3 K			3 0 0 0 0 3 1	
Inning Stats	R: 0 E: 0 K: 0 S: 3 H: 1 LOB: 1 BB: 1 P: 7	R: 0 E: 0 K: 0 S: 3 H: 0 LOB: 1 BB: 1 P: 7	R: 0 E: 1 K: 1 S: 5 H: 0 LOB: 0 BB: 0 P: 5	R: 0 E: 0 K: 0 S: 4 H: 1 LOB: 1 BB: 0 P: 4	R: 0 E: 0 K: 1 S: 6 H: 1 LOB: 1 BB: 0 P: 6	R: 1 E: 0 K: 1 S: 7 H: 3 LOB: 1 BB: 0 P: 7	R: 0 E: 0 K: 1 S: 5 H: 0 LOB: 0 BB: 0 P: 5	R: 0 E: 0 K: 0 S: 3 H: 0 LOB: 0 BB: 0 P: 3	R: 0 E: 0 K: 0 S: 3 H: 0 LOB: 0 BB: 0 P: 3	1B: 6 2B: 0 3B: 0 HR: 0 SF: 0 SAC: 0 DP: 2 HBP: 0	WP: 0 PB: 0 SB: 0 CS: 1 PA: 33
PITCHER Rick Wise, R ERA: 4.13 (1, 1)	IP 9.0 WLS W BF 33 H 6 R 1 ER 1 SO 4 BB 2 IBB 0 HBP 0 BLK 0 WP 0 HR 0 S 39 P 47 ERA 1.00 WHIP 0.889										

San Francisco Giants @ Philadelphia Phillies
 Connie Mack Stadium, Philadelphia, PA

Thu Jun 20 1968, 7:05 PM EDT
 Att. 12,656 - Unknown

livebaseballscorecards.com

AB	31
R	1
H	6
RBI	1
BB	2
SO	4
LOB	12



Batter	1	2	3	4	5	6	7	8	9	AB R H RBI BB SO LOB	TOP									
Nate Oliver, R (1, 4) OBP: 0.190, SLG: 0.211	0-3 K		0-3 K			0-0 F5		0-0 F5		4 0 0 0 0 2 0	San Francisco Giants @ Pittsburgh Pirates Forbes Field, Pittsburgh, PA Fri Jun 21 1968, 7:05 PM EDT Att. 16,222 - Unknown livebaseballscorecards.com									
Ty Cline, L (1, 7) OBP: 0.240, SLG: 0.244	0-0 L9			4-0 1B SF8 BB		0-0 L1-3		0-0 WP 1B		3 1 1 0 1 0 0										
Willie Mays, R (1, 8) OBP: 0.363, SLG: 0.526	0-0 G3			0-0 G6-4-3 1B			0-0 2B WP 1B	0-3 K		4 1 2 0 0 1 1										
Willie McCovey, L (1, 3) OBP: 0.389, SLG: 0.572		0-0 3-1		0-0 SF8			0-0 2B		0-0 4-3	3 0 1 1 0 0 0										
Jim Ray Hart, R (1, 5) OBP: 0.360, SLG: 0.517		0-0 F5		0-0 G6-4-3 1-2f			4-0 2B WP IBB	0-3 K		3 1 0 0 1 1 1										
Jack Hiatt, R (1, 2) OBP: 0.360, SLG: 0.360		4-0 BB			0-0 F9		0-0 G3 2B	0-0 F8		3 0 1 1 1 0 0										
Jesus Alou, R (1, 9) OBP: 0.267, SLG: 0.308		0-0 F9			0-0 4-3		0-0 G3			3 0 0 0 0 0 2										
Hal Lanier, R (1, 6) OBP: 0.215, SLG: 0.244			0-0 6-3		0-0 F9		0-0 4-3			3 0 0 0 0 0 1										
Bobby Bolin, R (1, 1) OBP: 0.091, SLG: 0.091			0-0 F7			0-3 K		0-3 K		3 0 0 0 0 2 0										
Inning Stats	R: 0 H: 0 E: 0 K: 1 S: 5	H: 0 LOB: 0 BB: 0 P: 5	R: 0 H: 0 E: 0 K: 0 S: 3	H: 0 LOB: 1 BB: 1 P: 7	R: 0 H: 0 E: 0 K: 1 S: 5	H: 0 LOB: 0 BB: 0 P: 5	R: 1 H: 1 E: 0 K: 0 S: 3	H: 1 LOB: 0 BB: 1 P: 7	R: 0 H: 0 E: 0 K: 0 S: 3	H: 0 LOB: 0 BB: 0 P: 3	R: 0 H: 0 E: 0 K: 1 S: 5	H: 0 LOB: 0 BB: 0 P: 5	R: 2 H: 3 E: 0 K: 0 S: 5	H: 3 LOB: 1 BB: 1 P: 9	R: 0 H: 1 E: 0 K: 2 S: 8	H: 1 LOB: 1 BB: 0 P: 8	R: 0 H: 0 E: 0 K: 1 S: 5	H: 0 LOB: 0 BB: 0 P: 5	1B: 3 SF: 1 2B: 2 SAC: 0 3B: 0 DP: 1 HR: 0 HBP: 0	WP: 2 PA: 33 PB: 0 SB: 0 CS: 0
PITCHER	IP WLS BF H R ER SO BB IBB HBP BLK WP HR S P ERA WHIP																			
Al McBean, R (1, 1) ERA: 2.83	7.0 L 26 4 3 3 3 2 1 0 0 1 0 29 41 3.86 0.857																			
Dock Ellis, R (8, 1) ERA:	2.0 7 1 0 0 3 0 0 0 0 1 0 13 13 0.00 0.500																			




Batter	1	2	3	4	5	6	7	8	9	AB	R	H	RBI	BB	SO	LOB
Maury Wills, S OBP: 0.332, SLG: 0.322 (1, 5)	0-0 FC1-5 S 1B		0-0 F8		0-0 E4		0-0 4-3			4	0	1	0	0	0	2
Gary Kolb, L OBP: 0.298, SLG: 0.386 (1, 9)	0-0 F6		0-0 L7		0-0 F8		0-3 K			4	0	0	0	0	1	4
Willie Stargell, L OBP: 0.325, SLG: 0.503 (1, 7)	0-0 FC1-5		0-0 4-3		0-0 G3			0-0 F8		4	0	0	0	0	0	3
Matty Alou, L OBP: 0.405, SLG: 0.438 (1, 8)	0-0 F8			4-0 6-3 BB		0-0 F4		0-0 F8		3	0	0	0	1	0	1
Donn Clendenon, R OBP: 0.315, SLG: 0.346 (1, 3)		1-0 1B S HBP		0-3 K		0-0 F3		0-3 K		3	0	0	0	0	2	1
Bill Mazerowski, R OBP: 0.290, SLG: 0.255 (1, 4)		0-0 F8		0-0 6-3		4-0 BB			0-0 F6	3	0	0	0	1	0	2
Gene Alley, R OBP: 0.301, SLG: 0.341 (1, 6)		0-0 E 1B		0-0 F8		0-0 5-3			0-0 5-3	4	0	1	0	0	0	2
Jerry May, R OBP: 0.318, SLG: 0.286 (1, 2)		0-0 E4			0-0 FC1-6 1B		0-0 4-3 1B		0-0 F9	4	0	2	0	0	0	1
Al McBean, R OBP: 0.275, SLG: 0.256 (1, 1)		0-0 F6			0-0 FC1-6 F8 E		0-0 F9			2	0	0	0	0	0	3
Manny Jimenez, L OBP: 0.514, SLG: 0.393 (7, PH)										1	0	0	0	0	0	1
Dock Ellis, S (8, 1)										0	0	0	0	0	0	0

Inning Stats	R: 0 E: 0 K: 4 S: 4	H: 1 LOB: 1 BB: 0 P: 4	R: 0 E: 1 K: 0 S: 4	H: 1 LOB: 2 BB: 0 P: 5	R: 0 E: 0 K: 0 S: 3	H: 0 LOB: 0 BB: 0 P: 3	R: 0 E: 0 K: 1 S: 5	H: 0 LOB: 1 BB: 1 P: 9	R: 0 E: 1 K: 0 S: 5	H: 1 LOB: 2 BB: 0 P: 5	R: 0 E: 0 K: 0 S: 3	H: 0 LOB: 1 BB: 1 P: 7	R: 0 E: 0 K: 1 S: 6	H: 1 LOB: 1 BB: 0 P: 6	R: 0 E: 0 K: 1 S: 5	H: 0 LOB: 0 BB: 0 P: 5	R: 0 E: 0 K: 0 S: 3	H: 0 LOB: 0 BB: 0 P: 3	1B: 4 2B: 0 3B: 0 HR: 0	SF: 0 SAC: 0 DP: 0 HBP: 1													
PITCHER Bobby Bolin, R ERA: 2.06 (1, 1)	IP 9.0	WLS W	BF 35	H 4	R 0	ER 0	SO 3	BB 2	IBB 0	HBP 1	BLK 0	WP 0	HR 0	S 38	P 47	ERA 0.00	WHIP 0.667																
PITCHER																	IP	WLS	BF	H	R	ER	SO	BB	IBB	HBP	BLK	WP	HR	S	P	ERA	WHIP

BOTTOM

San Francisco Giants @ Pittsburgh Pirates
 Forbes Field, Pittsburgh, PA
 Fri Jun 21 1968, 7:05 PM EDT
 Att. 16,222 - Unknown

AB	32
R	0
H	4
RBI	0
BB	2
SO	3
LOB	20



Batter	1	2	3	4	5	6	7	8	9	AB R H RBI BB SO LOB	TOP												
Nate Oliver, R OBP: 0.188, SLG: 0.206 (1, 4)	0-0 G3		0-0 5-3		0-0 1B HR 1B	0-3 K		0-0 F2	0-3 K	6 1 1 0 0 2 4													
Ty Cline, L OBP: 0.262, SLG: 0.260 (1, 7) (9, 3)	0-0 1B 1B		0-0 L4-3		0-0 1-3 HR 1B		0-0 F9 WP SF9 1B	4-0 BB		4 3 3 0 1 0 0													
Willie Mays, R OBP: 0.364, SLG: 0.521 (1, 8)	0-0 1B 1-3 1B		0-0 5-3		0-0 F5		4-0 F9 E BB	0-0 F9		4 1 1 0 1 0 4													
Willie McCovey, L OBP: 0.393, SLG: 0.586 Ollie Brown, R OBP: 0.273, SLG: 0.265 (1, 3) (9, PR) (9, 7)	0-0 1-2 3-H 1B		0-0 F8		0-0 1-H HR 3-H		0-0 F9		1-0 1B HBP	4 1 2 4 0 0 2 0 1 0 0 0 0 0													
Jim Ray Hart, R OBP: 0.365, SLG: 0.516 (1, 5)	0-3 K		0-0 1-3 1B 1B		0-0 5-3		4-0 E IBB	0-0 1B 1B 1B	4 1 2 0 1 1 2														
Jack Hiatt, R OBP: 0.368, SLG: 0.367 (1, 2)	0-3 K		0-0 1-2 1-3 1B 1B		4-0 1B FC3-2-5-1 BB		0-0 SF9	0-0 1B WP 1B	3 1 2 2 1 1 2														
Jesus Alou, R OBP: 0.271, SLG: 0.310 (1, 9)		0-0 4-3		0-0 1-3		0-0 FC3-2-5-1 SF8 1B	0-0 4-3	0-0 E 1B	5 1 2 1 0 0 3														
Hal Lanier, R OBP: 0.209, SLG: 0.238 (1, 6)		0-0 1-3		0-0 6-3		0-0 FC3-2-5-1		0-0 F8	0-0 F8	5 0 0 0 0 0 5													
Mike McCormick, L OBP: 0.150, SLG: 0.143 (1, 1)		0-3 K		0-0 F6		0-0 SF8		0-0 3B	0-0 6-3	4 0 1 1 0 1 2													
Inning Stats	R: 1 E: 0 K: 2 S: 10	H: 3 LOB: 2 BB: 0 P: 10	R: 0 E: 0 K: 1 S: 5	H: 0 LOB: 0 BB: 0 P: 5	R: 0 E: 0 K: 0 S: 3	H: 2 LOB: 2 BB: 0 P: 5	R: 3 E: 0 K: 0 S: 6	H: 3 LOB: 0 BB: 0 P: 6	R: 1 E: 0 K: 1 S: 6	H: 1 LOB: 1 BB: 1 P: 10	R: 2 E: 1 K: 0 S: 4	H: 1 LOB: 1 BB: 2 P: 12	R: 0 E: 0 K: 0 S: 4	H: 1 LOB: 2 BB: 1 P: 8	R: 3 E: 0 K: 1 S: 8	H: 3 LOB: 2 BB: 0 P: 9	1B: 12 2B: 0 3B: 1 HR: 1	SF: 2 SAC: 0 DP: 0 HBP: 1	WP: 2 PB: 0 SB: 0 CS: 0	PA: 46			
PITCHER	IP WLS BF H R ER SO BB IBB HBP BLK WP HR S P ERA WHIP	IP WLS BF H R ER SO BB IBB HBP BLK WP HR S P ERA WHIP	IP WLS BF H R ER SO BB IBB HBP BLK WP HR S P ERA WHIP	IP WLS BF H R ER SO BB IBB HBP BLK WP HR S P ERA WHIP	IP WLS BF H R ER SO BB IBB HBP BLK WP HR S P ERA WHIP	IP WLS BF H R ER SO BB IBB HBP BLK WP HR S P ERA WHIP	IP WLS BF H R ER SO BB IBB HBP BLK WP HR S P ERA WHIP	IP WLS BF H R ER SO BB IBB HBP BLK WP HR S P ERA WHIP	IP WLS BF H R ER SO BB IBB HBP BLK WP HR S P ERA WHIP	IP WLS BF H R ER SO BB IBB HBP BLK WP HR S P ERA WHIP	IP WLS BF H R ER SO BB IBB HBP BLK WP HR S P ERA WHIP	IP WLS BF H R ER SO BB IBB HBP BLK WP HR S P ERA WHIP	IP WLS BF H R ER SO BB IBB HBP BLK WP HR S P ERA WHIP	IP WLS BF H R ER SO BB IBB HBP BLK WP HR S P ERA WHIP	IP WLS BF H R ER SO BB IBB HBP BLK WP HR S P ERA WHIP	IP WLS BF H R ER SO BB IBB HBP BLK WP HR S P ERA WHIP	IP WLS BF H R ER SO BB IBB HBP BLK WP HR S P ERA WHIP	IP WLS BF H R ER SO BB IBB HBP BLK WP HR S P ERA WHIP	IP WLS BF H R ER SO BB IBB HBP BLK WP HR S P ERA WHIP	IP WLS BF H R ER SO BB IBB HBP BLK WP HR S P ERA WHIP	IP WLS BF H R ER SO BB IBB HBP BLK WP HR S P ERA WHIP		
Bob Moose, R ERA: 2.87 (1, 1)	5.0 L 25 9 5 5 3 1 0 0 0 0 1 30 34 9.00 2.000																						
Ron Kline, R ERA: 1.3 (6, 1)	1.0 3 0 0 0 1 0 0 0 0 0 0 0 5 5 0.00 0.000																						
Juan Pizarro, L ERA: 3.27 (7, 1)	1.2 10 2 2 1 0 2 1 0 0 1 0 7 19 5.40 2.400																						
Tommie Sisk, R ERA: 3.76 (8, 1)	0.1 1 0 0 0 0 0 0 0 0 0 0 1 1 0.00 0.000																						
Dock Ellis, R ERA: 6.75 (9, 1)	1.0 7 3 3 3 1 0 0 1 0 1 0 8 9 27.00 3.000																						

San Francisco Giants @ Pittsburgh Pirates
Forbes Field, Pittsburgh, PA
 Sat Jun 22 1968, 3:33 AM EDT
 Att: 15,617 - Unknown

AB	39
R	10
H	14
RBI	8
BB	4
SO	5
LOB	24



Batter	1	2	3	4	5	6	7	8	9	AB R H RBI BB SO LOB
Maury Wills, S OBP: 0.333, SLG: 0.323 (1, 5)	0-0 E S 1B		0-0 F9		0-0 F4		0-0 4-3		0-0 FC6 1B SF8 1B	5 1 2 0 0 0 0
Gene Alley, R OBP: 0.299, SLG: 0.338 (1, 6)	0-0 L7 1-3		0-0 E5 F9 S		0-0 6-3		0-0 4-3		0-0 FC6 1B 1-2	5 0 1 1 0 0 1
Roberto Clemente, R OBP: 0.308, SLG: 0.482 (1, 9)	0-0 F8		0-0 F9 1-3		0-0 2B		0-0 F8		0-0 FC6 1B 1-2f 2-3	5 0 1 0 0 0 4
Willie Stargell, L OBP: 0.323, SLG: 0.495 (1, 7)	4-0 FC6-4 BB		0-3 K		0-0 G3			0-0 F3	0-0 SF8 3-H	3 0 0 1 1 1 2
Manny Mota, R OBP: 0.319, SLG: 0.313 (1, 8)	0-0 FC6-4 1-2f				0-0 4-3		0-0 F9		0-0 2B 1B 1-2 1B	5 0 2 0 0 0 2
Donn Clendenon, R OBP: 0.317, SLG: 0.348 (1, 3)		0-0 F9		0-0 S 1B		0-0 1B 1B		0-0 F8	0-3 K	5 1 2 0 0 1 3
Bill Mazaroski, R OBP: 0.298, SLG: 0.268 (1, 4)		0-0 FC4-6 1B		0-0 F9		0-0 1B 1B		0-0 1B 2B		4 0 3 0 0 0 1
Jerry May, R OBP: 0.323, SLG: 0.289 (1, 2)		0-3 K		4-0 IBB		0-0 G5-4-3 1B		0-0 6-3		2 0 1 1 1 1 1
Juan Pizarro, L (7, 1)										0 0 0 0 0 0 0
Tommie Sisk, R OBP: 0.133, SLG: 0.071 (8, 1)										0 0 0 0 0 0 0
Jose Pagan, R OBP: 0.221, SLG: 0.242 (8, PH)										1 0 0 0 0 0 2
Dock Ellis, S (9, 1)										0 0 0 0 0 0 0
Bob Moose, R OBP: 0.118, SLG: 0.063 (1, 1)		0-0 FC4-6		0-3 K		0-0 G5-4-3		0-0 1B 2B		2 0 0 0 0 1 3
Ron Kline, R (6, 1)										0 0 0 0 0 0 0
Carl Taylor, R OBP: 0.333, SLG: 0.300 (6, PH)										2 1 1 0 0 0 2

Inning Stats	R: 0	H: 1	E: 0	LOB: 2	K: 0	BB: 1	S: 4	P: 8	R: 0	H: 1	E: 0	LOB: 1	K: 1	BB: 0	S: 6	P: 6	R: 0	H: 0	E: 1	LOB: 1	K: 1	BB: 0	S: 6	P: 6	R: 0	H: 1	E: 0	LOB: 2	K: 1	BB: 1	S: 6	P: 10	R: 0	H: 1	E: 0	LOB: 1	K: 0	BB: 0	S: 4	P: 4	R: 1	H: 3	E: 0	LOB: 1	K: 0	BB: 0	S: 5	P: 5	R: 0	H: 0	E: 0	LOB: 0	K: 0	BB: 0	S: 3	P: 3	R: 0	H: 2	E: 0	LOB: 2	K: 0	BB: 0	S: 5	P: 5	R: 2	H: 4	E: 0	LOB: 2	K: 1	BB: 0	S: 9	P: 9	1B: 10	SF: 1	2B: 3	SAC: 0	3B: 0	DP: 1	HR: 0	HBP: 0	WP: 0	PA: 42	PB: 0	SB: 3	CS: 0
PITCHER Mike McCormick, L ERA: 3.94 (1, 1)	IP	WLS	BF	H	R	ER	SO	BB	IBB	HBP	BLK	WP	HR	S	P	ERA	WHIP	IP	WLS	BF	H	R	ER	SO	BB	IBB	HBP	BLK	WP	HR	S	P	ERA	WHIP																																																			

BOTTOM

San Francisco Giants @ Pittsburgh Pirates
 Forbes Field, Pittsburgh, PA
 Sat Jun 22 1968, 3:33 AM EDT
 Att. 15,617 - Unknown

livebaseballscorecards.com

AB	39
R	3
H	13
RBI	3
BB	2
SO	4
LOB	21



Batter	1	2	3	4	5	6	7	8	9	AB R H RBI BB SO LOB	TOP		
Nate Oliver, R OBP: 0.203, SLG: 0.221 (1, 4) X	0-0 6-3		0-3 K	0-0 6-3			0-0 2-3 1B		0-0 1-2 1B	5 0 2 0 0 1 2	San Francisco Giants @ Pittsburgh Pirates Forbes Field, Pittsburgh, PA Sun Jun 23 1968, 3:33 AM EDT Att. 16,843 - Unknown livebaseballscorecards.com		
Ty Cline, L OBP: 0.256, SLG: 0.254 Willie Mays, R OBP: 0.361, SLG: 0.517 (7, PH) (7, 8) X	0-0 L9		0-0 L6-3		0-0 L8		0-3 K		0-0 F8	3 0 0 0 0 0 0 2 0 0 0 0 1 4			
Willie McCovey, L OBP: 0.395, SLG: 0.614 (1, 3) X	0-0 HR		0-0 HR		0-0 4-3		0-0 4-3			4 2 2 2 0 0 2			
Jim Ray Hart, R OBP: 0.363, SLG: 0.509 (1, 5) X	0-0 F7		4-0 BB		0-0 6-3			0-0 5-3		3 0 0 0 1 0 0			
Jack Hiatt, R OBP: 0.358, SLG: 0.356 (1, 2) X		0-0 F9	0-3 K		0-0 2-3			0-0 6-3		4 0 0 0 0 1 1			
Jesus Alou, R OBP: 0.271, SLG: 0.305 (1, 7) X		0-0 6-3		4-0 FC6-4 BB		0-0 F6		0-3 K		3 0 0 0 1 1 0			
Ollie Brown, R OBP: 0.272, SLG: 0.264 (1, 9) X		0-0 1B 1B		0-0 FC6-4 1B 1-2f		0-0 F9			0-0 L3-1	4 0 1 0 0 0 1			
Hal Lanier, R OBP: 0.215, SLG: 0.239 (1, 6) X		0-0 1B 1-2 1B		0-0 F6		4-0 1B SH1-4 BB			0-0 6-3	3 0 1 0 1 0 1			
Juan Marichal, R OBP: 0.213, SLG: 0.207 (1, 1) X		0-0 1-2 2-H 1B		0-0 1B		0-0 SH1-4			0-0 1B	3 0 3 0 0 0 0			
Inning Stats	R: 1 E: 0 K: 0 S: 4 H: 1 LOB: 0 BB: 0 P: 4	R: 0 E: 0 K: 0 S: 5 H: 3 LOB: 3 BB: 0 P: 5	R: 1 E: 0 K: 2 S: 8 H: 1 LOB: 1 BB: 1 P: 12	R: 0 E: 0 K: 0 S: 4 H: 1 LOB: 2 BB: 1 P: 8	R: 0 E: 0 K: 0 S: 3 H: 0 LOB: 0 BB: 0 P: 3	R: 0 E: 0 K: 0 S: 3 H: 0 LOB: 0 BB: 0 P: 3	R: 0 E: 0 K: 1 S: 6 H: 1 LOB: 2 BB: 1 P: 10	R: 0 E: 0 K: 1 S: 5 H: 0 LOB: 0 BB: 0 P: 5	R: 0 E: 0 K: 0 S: 5 H: 2 LOB: 2 BB: 0 P: 5	1B: 7 2B: 0 3B: 0 HR: 2 SF: 0 SAC: 1 DP: 0 HBP: 0		WP: 0 PB: 0 SB: 0 CS: 0 PA: 38	
PITCHER	IP WLS BF H R ER SO BB IBB HBP BLK WP HR S P ERA WHIP											PITCHER	IP WLS BF H R ER SO BB IBB HBP BLK WP HR S P ERA WHIP
Jim Bunning, R ERA: 3.69 (1, 1)	6.0 L 25 6 2 2 2 2 2 0 0 0 0 2 27 35 3.00 1.333												
Luke Walker, L ERA: 1.16 (7, 1)	2.0 8 1 0 0 2 1 0 0 0 0 0 0 11 15 0.00 1.000												
Ron Kline, R ERA: 1.28 (9, 1)	1.0 5 2 0 0 0 0 0 0 0 0 0 0 5 5 0.00 2.000												

BOTTOM

San Francisco Giants @ Pittsburgh Pirates
Forbes Field, Pittsburgh, PA

Sun Jun 23 1968, 3:33 AM EDT
Att. 16,843 - Unknown

livebaseballscorecards.com

AB	33
R	1
H	8
RBI	1
BB	1
SO	5
LOB	12



WP:	0	PA:	34
PB:	0		
SB:	0		
CS:	0		

AB R H RBI BB SO LOB

3	1	2	0	1	0	0
4	0	2	1	0	1	2
0	0	0	0	0	0	0
4	0	0	0	0	0	3
4	0	0	0	0	1	1
4	0	1	0	0	1	0
4	0	2	0	0	0	1
4	0	1	0	0	0	2
2	0	0	0	0	1	1
1	0	0	0	0	0	2
0	0	0	0	0	0	0
1	0	0	0	0	1	0
1	0	0	0	0	0	0
0	0	0	0	0	0	0
1	0	0	0	0	0	0
0	0	0	0	0	0	0


Batter	1	2	3	4	5	6	7	8	9
Maury Wills, S OBP: 0.339, SLG: 0.327 (1, 5) BB	4-0 BB			x 0-0 L8		x 0-0 FC4-6 1B		x 0-0 2B 1B	
Matty Alou, L OBP: 0.407, SLG: 0.444 (1, 8) S S	0-3 K 1-2			x 0-0 FC4-6 1B		x 0-0 FC4-6 1-2f		x 0-0 L4-6 1-H 2B	
Willie Stargell, L OBP: 0.323, SLG: 0.495 Manny Mota, R OBP: 0.310, SLG: 0.304 (1, 7) (1, PH) (2, 7) X	0-0 5-3			x 0-0 FC4-6 1-2f		x 0-0 6-3		x 0-0 L4-6 2-3	
Roberto Clemente, R OBP: 0.303, SLG: 0.473 (1, 9)		x 0-0 1-3		x 0-3 K		x 0-0 5-3		x 0-0 1-3	
Donn Clendenon, R OBP: 0.316, SLG: 0.346 (1, 3)		x 0-3 K		x 0-0 5-3		x 0-0 FC5 1B 1B		x 0-0 4-3	
Gene Alley, R OBP: 0.302, SLG: 0.346 (1, 6)		x 0-0 F6		x 0-0 2B		x 0-0 F9		x 0-0 FC6-4 1B	
Bill Mazeroski, R OBP: 0.297, SLG: 0.268 (1, 4)			x 0-0 6-3		x 0-0 F4		x 0-0 1-2 1B		x 0-0 FC6-4 1-2f
Jerry May, R OBP: 0.320, SLG: 0.286 Manny Jimenez, L OBP: 0.500, SLG: 0.379 Carl Taylor, R OBP: 0.333, SLG: 0.300 (1, 2) (7, PH) (8, 2) S S			x 0-3 K		x 0-0 L8		x 0-0 FC5 2-3f		
Jim Bunning, R OBP: 0.069, SLG: 0.069 Gary Kolb, L OBP: 0.292, SLG: 0.378 Luke Walker, L Jose Pagan, R OBP: 0.217, SLG: 0.238 Ron Kline, R (1, 1) (6, PH) (7, 1) (8, PH) (9, 1) S S			x 0-3 K		x 0-0 4-1		x 0-0 6-3		

Inning Stats	R: 0 E: 0 K: 1 S: 4	H: 0 LOB: 0 BB: 1 P: 8	R: 0 E: 0 K: 1 S: 5	H: 0 LOB: 0 BB: 0 P: 5	R: 0 E: 0 K: 2 S: 7	H: 0 LOB: 0 BB: 0 P: 7	R: 0 E: 0 K: 1 S: 6	H: 1 LOB: 1 BB: 0 P: 6	R: 0 E: 0 K: 0 S: 4	H: 1 LOB: 1 BB: 0 P: 4	R: 0 E: 0 K: 0 S: 4	H: 1 LOB: 1 BB: 0 P: 4	R: 0 E: 0 K: 0 S: 4	H: 2 LOB: 2 BB: 0 P: 5	R: 1 E: 0 K: 0 S: 4	H: 2 LOB: 0 BB: 0 P: 4	R: 0 E: 0 K: 0 S: 4	H: 1 LOB: 1 BB: 0 P: 4
--------------	------------------------------	---------------------------------	------------------------------	---------------------------------	------------------------------	---------------------------------	------------------------------	---------------------------------	------------------------------	---------------------------------	------------------------------	---------------------------------	------------------------------	---------------------------------	------------------------------	---------------------------------	------------------------------	---------------------------------

PITCHER	IP	WLS	BF	H	R	ER	SO	BB	IBB	HBP	BLK	WP	HR	S	P	ERA	WHIP
Juan Marichal, R ERA: 2.49 (1, 1)	9.0	W	34	8	1	1	5	1	0	0	0	0	0	43	47	1.00	1.000

PITCHER	IP	WLS	BF	H	R	ER	SO	BB	IBB	HBP	BLK	WP	HR	S	P	ERA	WHIP
---------	----	-----	----	---	---	----	----	----	-----	-----	-----	----	----	---	---	-----	------

Batter	1	2	3	4	5	6	7	8	9	AB R H RBI BB SO LOB
Willie Davis, L OBP: 0.255, SLG: 0.317 (1, 8) X	0-0 4-3		0-3 K			0-0 F9			0-0 E5 1B	4 0 1 0 0 1 1
Paul Popovich, S OBP: 0.313, SLG: 0.305 (1, 6) X	0-0 P6-3			0-0 P4			4-0 BB		0-0 P6 2-3	3 0 0 0 1 0 1
Ted Savage, R OBP: 0.241, SLG: 0.373 (1, 7) X	0-0 6-3			0-0 F3			0-0 F9		0-3 K	4 0 0 0 0 1 3
Ken Boyer, R OBP: 0.336, SLG: 0.336 (1, 5)		0-3 K		0-0 6-3			0-0 F3		0-0 F9	4 0 0 0 0 1 3
Jim Lefebvre, S OBP: 0.250, SLG: 0.356 (1, 4)		0-3 K			0-0 6-3		0-3 K		0-0 F6	4 0 0 0 0 2 3
Ron Fairly, L OBP: 0.267, SLG: 0.264 (1, 9)		0-3 K			0-0 3-1			0-3 K		3 0 0 0 0 2 0
Tom Haller, L OBP: 0.338, SLG: 0.362 (1, 2)			0-3 K		0-3 K			0-0 G3		3 0 0 0 0 2 0
Wes Parker, S OBP: 0.314, SLG: 0.325 (1, 3)			0-0 F9			0-0 4-3		4-0 BB		2 0 0 0 1 0 0
Claude Osteen, L OBP: 0.211, SLG: 0.289 (1, 1)			0-0 K			0-3 K		0-0 1-3		2 0 1 0 0 1 0
John Purdin, R OBP: 0.500, SLG: 0.500 (6, 1)										0 0 0 0 0 0 0
Bob Bailey, R OBP: 0.323, SLG: 0.337 (8, PH)										1 0 0 0 0 0 1
Mudcat Grant, R OBP: 0.250, SLG: 0.500 (8, 1)										0 0 0 0 0 0 0

TOP	
Los Angeles Dodgers @ San Francisco Giants Candlestick Park, San Francisco, CA	Tue Jun 25 1968, 10:05 PM EDT Att. 17,075 - Unknown
AB 30 R 0 H 2 RBI 0 BB 2 SO 10 LOB 12	livebaseballscorecards.com
	

Inning Stats	R: 0	H: 0	R: 0	H: 0	R: 0	H: 1	R: 0	H: 0	R: 0	H: 0	R: 0	H: 0	R: 0	H: 0	R: 0	H: 1	R: 0	H: 0		
	E: 0	LOB: 0	E: 0	LOB: 0	E: 0	LOB: 1	E: 0	LOB: 0	E: 0	LOB: 0	E: 0	LOB: 1	E: 0	LOB: 1	E: 0	LOB: 2	E: 2	LOB: 2	E: 0	LOB: 0
	K: 0	BB: 0	K: 3	BB: 0	K: 2	BB: 0	K: 1	BB: 0	K: 1	BB: 0	K: 1	BB: 0	K: 1	BB: 1	K: 1	BB: 1	K: 1	BB: 0	K: 1	BB: 0
	S: 3	P: 3	S: 9	P: 9	S: 8	P: 8	S: 3	P: 3	S: 5	P: 5	S: 5	P: 5	S: 5	P: 9	S: 5	P: 9	S: 7	P: 7	S: 7	P: 7

PITCHER	IP	WLS	BF	H	R	ER	SO	BB	IBB	HBP	BLK	WP	HR	S	P	ERA	WHIP
Ray Sadecki, L ERA: 2.37 (1, 1)	9.0	W	32	2	0	0	10	2	0	0	0	0	0	50	58	0.00	0.444

WP: 0	PA: 32
PB: 0	SAC: 0
SB: 0	DP: 0
CS: 0	HBP: 0

Batter	1	2	3	4	5	6	7	8	9
Ron Hunt, R OBP: 0.361, SLG: 0.293 (1, 4)	0-0 F9			0-0 P6-3 1B		0-0 2B BB 1B	4-0 FC5-4 1B 2B BB		
Jesus Alou, R OBP: 0.281, SLG: 0.320 (1, 7) (8, 9)	0-0 P3-6-3 1B			0-0 P6-3 1-2f		0-0 BB 1-3 2B	0-0 FC5-4 1-2 1B		
Willie McCovey, L OBP: 0.397, SLG: 0.608 (1, 3)	0-0 P3-6-3 1-2f			4-0 PB BB		4-0 BB BB HR IBB	0-3 K		
Willie Mays, R OBP: 0.359, SLG: 0.510 (1, 8) Ty Cline, L OBP: 0.256, SLG: 0.254 (8, 7)		0-0 4-3		0-0 4-3 1-2		4-0 HR BB 1-2 2-3 3-H	0-0 FC5-4 1-2f 2-3 2-3		
Jim Ray Hart, R OBP: 0.369, SLG: 0.516 (1, 5)		0-0 P6-3			0-0 1B P4-6-3 1B	4-0 HR BB 1-2 2-3 3-H	0-0 1-H 3-H 2B		
Jack Hiatt, R OBP: 0.356, SLG: 0.353 (1, 2)		0-0 P6-3			0-0 P4-6-3 HBP 1B 1-3	0-3 K	0-3 K		
Bobby Bonds, R OBP: 0.500, SLG: 1.333 (1, 9) (8, 8)			0-0 P6-3		1-0 P4-6-3 HBP 1-2	0-0 HR 1-H 2-H 3-H	0-3 K		
Hal Lanier, R OBP: 0.211, SLG: 0.234 (1, 6)		0-0 F8			0-0 P4-6-3 1-2f 2-3 3-H	0-3 K	0-0 F5		
Ray Sadecki, L OBP: 0.143, SLG: 0.130 (1, 1)			0-3 K		0-0 G3	0-0 4-3	0-0 P6-3		

Inning Stats	R: 0 E: 0 K: 0 S: 3	H: 1 LOB: 0 BB: 0 P: 3	R: 0 E: 0 K: 0 S: 3	H: 0 LOB: 0 BB: 0 P: 3	R: 0 E: 0 K: 1 S: 5	H: 0 LOB: 0 BB: 0 P: 5	R: 0 E: 0 K: 0 S: 3	H: 1 LOB: 1 BB: 1 P: 7	R: 1 E: 0 K: 0 S: 4	H: 2 LOB: 1 BB: 0 P: 5	R: 6 E: 0 K: 2 S: 10	H: 3 LOB: 0 BB: 3 P: 22	R: 2 E: 0 K: 2 S: 9	H: 2 LOB: 1 BB: 1 P: 13	R: 0 E: 0 K: 1 S: 5	H: 0 LOB: 0 BB: 0 P: 5
1B: 6 2B: 2 3B: 0 HR: 1	SF: 0 SAC: 0 DP: 3 HBP: 1	WP: 0 PB: 1 SB: 0 CS: 0	1B: 6 2B: 2 3B: 0 HR: 1	SF: 0 SAC: 0 DP: 3 HBP: 1	WP: 0 PB: 1 SB: 0 CS: 0	1B: 6 2B: 2 3B: 0 HR: 1	SF: 0 SAC: 0 DP: 3 HBP: 1	WP: 0 PB: 1 SB: 0 CS: 0	1B: 6 2B: 2 3B: 0 HR: 1	SF: 0 SAC: 0 DP: 3 HBP: 1	WP: 0 PB: 1 SB: 0 CS: 0	1B: 6 2B: 2 3B: 0 HR: 1	SF: 0 SAC: 0 DP: 3 HBP: 1	WP: 0 PB: 1 SB: 0 CS: 0	1B: 6 2B: 2 3B: 0 HR: 1	SF: 0 SAC: 0 DP: 3 HBP: 1

PITCHER	IP	WLS	BF	H	R	ER	SO	BB	IBB	HBP	BLK	WP	HR	S	P	ERA	WHIP
Claude Osteen, L ERA: 3.12 (1, 1)	5.0	L	22	6	5	5	1	2	1	1	0	0	0	20	33	9.00	1.600
John Purdin, R ERA: 2.29 (6, 1)	2.0		11	3	4	4	4	2	0	0	0	0	1	17	25	18.00	2.500
Mudcat Grant, R ERA: 2.83 (8, 1)	1.0		3	0	0	0	1	0	0	0	0	0	0	5	5	0.00	0.000

BOTTOM


Los Angeles Dodgers @ San Francisco Giants
Candlestick Park, San Francisco, CA

Tue Jun 25 1968, 10:05 PM EDT
Att. 17,075 - Unknown

AB	R	H	RBI	BB	SO	LOB
3	2	2	0	1	0	0
4	1	3	0	0	0	1
2	1	0	0	2	1	3
3	2	0	1	1	0	3
0	0	0	0	0	0	0
3	2	2	3	1	0	0
4	0	1	0	0	2	4
3	1	1	4	0	1	0
4	0	0	0	0	1	2
4	0	0	0	0	1	1

livebaseballscorecards.com

AB	30
R	9
H	9
RBI	8
BB	5
SO	6
LOB	14



Batter	1	2	3	4	5	6	7	8	9	AB R H RBI BB SO LOB	TOP											
Willie Davis, L OBP: 0.255, SLG: 0.314 (1, 8) X	0-0 4-3		0-0 4-3			B B B 4-0 SH1-4 BB	0-0 G3			3 0 0 0 1 0 3												
Paul Popovich, S OBP: 0.308, SLG: 0.299 (1, 6) (7, 4) X	0-0 P9			0-0 P5-3		0-0 SH1-4	0-0 P4-3			3 0 0 0 0 0 2												
Ted Savage, R OBP: 0.241, SLG: 0.364 (1, 7) S S S	0-3 K			0-0 F8 1B		0-0 F9		0-0 6-3		4 0 1 0 0 1 1												
Ken Boyer, R OBP: 0.333, SLG: 0.333 (1, 5) X		0-0 F5		0-0 1B		0-3 K		0-0 2-3		4 0 1 0 0 1 1												
Jim Lefebvre, S OBP: 0.253, SLG: 0.355 Zoiilo Versalles, R OBP: 0.224, SLG: 0.245 (1, 4) (7, 6) X		0-0 6-3		0-0 F8			0-0 1B 2B 1B	0-0 F3		3 1 1 0 0 0 2 1 0 0 0 0 0 0												
Ron Fairly, L OBP: 0.263, SLG: 0.259 (1, 9) X		0-0 5-3		0-0 F8			0-0 F8		0-0 1-3	4 0 0 0 0 0 3												
Tom Haller, L OBP: 0.340, SLG: 0.364 (1, 2) X			0-0 FC1-6 1B		0-3 K		0-0 2B 1-2 E 1B	0-3 K		4 1 2 0 0 2 0												
Wes Parker, S OBP: 0.313, SLG: 0.327 (1, 3) X			0-0 FC1-6 CS		0-0 F9		0-0 G3 1-3 2-H 2B	0-0 6-3		4 0 1 1 0 0 1												
Don Drysdale, R OBP: 0.191, SLG: 0.213 (1, 1) X			0-0 1B		0-3 K		0-0 E5 G3 3-H			3 0 1 0 0 1 1												
Inning Stats	R: 0 E: 0 K: 1 S: 5	H: 0 LOB: 0 BB: 0 P: 5	R: 0 E: 0 K: 0 S: 3	H: 0 LOB: 0 BB: 0 P: 3	R: 0 E: 0 K: 0 S: 4	H: 2 LOB: 1 BB: 0 P: 4	R: 0 E: 0 K: 0 S: 5	H: 2 LOB: 2 BB: 0 P: 5	R: 0 E: 0 K: 2 S: 7	H: 0 LOB: 0 BB: 0 P: 7	R: 0 E: 0 K: 1 S: 5	H: 0 LOB: 1 BB: 1 P: 9	R: 2 E: 1 K: 0 S: 7	H: 3 LOB: 2 BB: 0 P: 7	R: 0 E: 0 K: 0 S: 3	H: 0 LOB: 0 BB: 0 P: 3	R: 0 E: 0 K: 1 S: 5	H: 0 LOB: 0 BB: 0 P: 5	1B: 6 2B: 1 3B: 0 HR: 0	SF: 0 SAC: 1 DP: 0 HBP: 0	WP: 0 PB: 0 SB: 0 CS: 1	PA: 35
PITCHER	IP WLS BF H R ER SO BB IBB HBP BLK WP HR S P ERA WHIP																					
Mike McCormick, L ERA: 3.8 (1, 1)	6.1 L 26 7 2 1 4 1 0 0 0 0 0 0 33 37 1.42 1.263																					
Frank Linzy, R ERA: 2.5 (7, 1)	1.2 6 0 0 0 0 0 0 0 0 0 0 0 6 6 0.00 0.000																					
Joe Gibbon, L ERA: 1.04 (9, 1)	1.0 3 0 0 0 0 1 0 0 0 0 0 0 5 5 0.00 0.000																					

Los Angeles Dodgers @ San Francisco Giants
Candlestick Park, San Francisco, CA
Wed Jun 26 1968, 6:33 AM EDT
Att: 11,453 - Unknown

livebaseballscorecards.com

AB	33
R	2
H	7
RBI	1
BB	1
SO	5
LOB	14



Batter	1	2	3	4	5	6	7	8	9	AB R H RBI BB SO LOB
Ron Hunt, R (1, 4) Dave Marshall, L (8, PH) Joe Gibbon, R (9, 1)	0-0 P6-3		0-0 FC3-6			0-0 5-3		0-0 1-3 2-H 1B		3 0 0 0 0 0 1 1 0 1 1 0 0 0 0 0 0 0 0 0 0
Jesus Alou, R (1, 7)	0-0 P1		0-0 F9			0-3 K		0-0 F5		4 0 0 0 0 0 1 3
Willie Mays, R (1, 8)	0-0 F4				0-0 F2		0-0 F7		0-0 F5	4 0 0 0 0 0 0
Willie McCovey, L (1, 3)		0-0 4-3			0-3 K		0-0 3-1		0-3 K	4 0 0 0 0 0 2 0
Jim Ray Hart, R (1, 5)		0-0 5-3			0-3 K		0-0 1-3		0-0 1B	4 0 1 0 0 0 1 0
Jack Hiatt, R (1, 2) Jim Davenport, R (8, PR)		4-0 BB			0-0 1-3			4-0 1B BB	0-3 K	1 0 0 0 2 0 0 1 1 0 0 0 1 1
Bobby Bonds, R (1, 9)		0-0 L6			0-0 P6			0-0 E1 1B		3 0 0 0 0 0 2
Hal Lanier, R (1, 6)			0-0 F7		0-0 F9			0-0 P5		3 0 0 0 0 0 2
Mike McCormick, L (1, 1) Frank Linzy, R (7, 1)			4-0 BB			0-0 4-3		0-3 K		1 0 0 0 1 0 0 0 0 0 0 0 0 0 1 0 0 0 0 1 2 0 0 0 0 0 0 0
Ty Cline, L (8, PH) Bob Barton, R (9, 2)			FC3-8 BB							

Inning Stats	R: 0	H: 0	E: 0	LOB: 0	K: 0	S: 3	P: 3	R: 0	H: 0	E: 0	LOB: 1	K: 0	S: 3	P: 7	R: 0	H: 0	E: 0	LOB: 0	K: 2	S: 7	R: 0	H: 0	E: 0	LOB: 0	K: 0	S: 3	P: 3	R: 0	H: 0	E: 0	LOB: 0	K: 1	S: 5	R: 0	H: 0	E: 0	LOB: 0	K: 0	S: 3	R: 1	H: 1	E: 1	LOB: 2	K: 1	S: 7	R: 0	H: 1	E: 0	LOB: 1	K: 2	S: 8	1B: 2	SF: 0	2B: 0	SAC: 0	3B: 0	DP: 0	HR: 0	HBP: 0	WP: 0	PA: 33
PITCHER Don Drysdale, R (1, 1) ERA: 1.21	IP	WLS	BF	H	R	ER	SO	BB	IBB	HBP	BLK	WP	HR	S	P	ERA	WHIP	IP	WLS	BF	H	R	ER	SO	BB	IBB	HBP	BLK	WP	HR	S	P	ERA	WHIP	IP	WLS	BF	H	R	ER	SO	BB	IBB	HBP	BLK	WP	HR	S	P	ERA	WHIP										


BOTTOM

Los Angeles Dodgers @ San Francisco Giants
Candlestick Park, San Francisco, CA
Wed Jun 26 1968, 6:33 AM EDT
Att. 11,453 - Unknown

livebaseballscorecards.com

AB	30
R	1
H	2
RBI	1
BB	3
SO	6
LOB	11



Batter	1	2	3	4	5	6	7	8	9	10	11	AB R H RBI BB SO LOB	TOP														
Willie Davis, L (1, 8) OBP: 0.256, SLG: 0.318	0-0 SH1-3 1B		0-0 4-3		0-0 HR 2B	0-0 G3			0-0 F9		0-0 3-1	6 1 2 0 0 0 1	<p>Los Angeles Dodgers @ San Francisco Giants Candlestick Park, San Francisco, CA</p> <p>Thu Jun 27 1968, 6:33 AM EDT Att. 13,566 - Unknown</p> <p>livebaseballscorecards.com</p> <table border="0"> <tr><td>AB</td><td>44</td></tr> <tr><td>R</td><td>6</td></tr> <tr><td>H</td><td>14</td></tr> <tr><td>RBI</td><td>6</td></tr> <tr><td>BB</td><td>1</td></tr> <tr><td>SO</td><td>6</td></tr> <tr><td>LOB</td><td>14</td></tr> </table> 	AB	44	R	6	H	14	RBI	6	BB	1	SO	6	LOB	14
AB	44																										
R	6																										
H	14																										
RBI	6																										
BB	1																										
SO	6																										
LOB	14																										
Paul Popovich, S (1, 4) OBP: 0.305, SLG: 0.297	0-0 SH1-3 2-3		0-0 1B SF9 1B		0-3 K 1B		0-0 P1-3		0-0 P3		0-0 P3-1	5 1 1 0 0 1 1															
Len Gabrielson, L (1, 7) OBP: 0.322, SLG: 0.495	0-0 F9		0-0 1-3 1B		0-0 2-H HR		0-3 K		4-0 BB			4 1 2 2 1 1 1															
Tom Haller, L (1, 2) OBP: 0.338, SLG: 0.362	0-0 4-3		0-0 3-H SF9 1B		0-0 G1-6-3 1B		0-0 F8		0-3 K			4 0 1 1 0 1 2															
Ron Fairly, L (1, 9) OBP: 0.258, SLG: 0.253		0-0 F3	0-0 F8		0-0 G1-6-3 1-2f			0-0 G3		0-0 6-3		5 0 0 0 0 0 2															
Jim Lefebvre, S (1, 5) OBP: 0.250, SLG: 0.358		0-0 1B FC6-4 2B		0-0 E3		0-0 G3		0-0 4-3		0-0 4-3		5 1 1 0 0 0 0															
Wes Parker, S (1, 3) OBP: 0.314, SLG: 0.329		0-0 FC6-4 2-3 1B		0-3 K		0-0 6-3		0-0 1B 1B		0-0 G3		5 0 2 0 0 1 1															
Zoilo Versalles, R (1, 6) OBP: 0.231, SLG: 0.264		0-0 FC6-4 1-2f 3-H		0-3 K		0-0 1B S 1B		0-0 1-2 1B			0-0 HR	5 2 3 2 0 1 2															
Bill Singer, R (1, 1) OBP: 0.198, SLG: 0.216		0-0 F7		0-3 K		0-0 1B 1-H 1B		0-0 4-3			0-0 1B	1 0 0 0 0 0 0 1 0 0 0 0 0 0 0 0 1 0 0 0 0 0 1 1 0 0 0 0 0 0 0 0 1 0 1 1 0 0 0 0 0 0 0 0 0 0 0 0 1 0 0 0 0 0 0 2 1 0 1 0 0 0 0 0															
Jack Billingham, R (3, 1) OBP: 0.279, SLG: 0.364																											
Jim Fairley, L (4, PH) OBP: 0.299, SLG: 0.500																											
Mudcat Grant, R (4, 1) OBP: 0.338, SLG: 0.339																											
Ken Boyer, R (6, PH) OBP: 0.333, SLG: 0.333																											
Jim Brewer, R (6, 1) OBP: 0.321, SLG: 0.335																											
Bob Bailey, R (8, PH) OBP: 0.267, SLG: 0.259																											
Don Sutton, R (8, 1) OBP: 0.267, SLG: 0.259																											
Inning Stats	R: 0 E: 1 K: 0 S: 4	H: 1 LOB: 1 BB: 0 P: 4	R: 1 E: 0 K: 0 S: 5	H: 2 LOB: 1 BB: 0 P: 5	R: 1 E: 0 K: 0 S: 5	H: 2 LOB: 1 BB: 0 P: 5	R: 0 E: 1 K: 3 S: 10	H: 0 LOB: 1 BB: 0 P: 10	R: 2 E: 0 K: 1 S: 7	H: 3 LOB: 0 BB: 0 P: 7	R: 1 E: 0 K: 0 S: 5	H: 2 LOB: 1 BB: 0 P: 5	R: 0 E: 0 K: 1 S: 5	H: 0 LOB: 0 BB: 0 P: 5	R: 0 E: 0 K: 0 S: 5	H: 2 LOB: 2 BB: 0 P: 5	R: 0 E: 0 K: 1 S: 5	H: 0 LOB: 1 BB: 1 P: 9	R: 0 E: 0 K: 0 S: 3	H: 0 LOB: 0 BB: 0 P: 3	R: 1 E: 0 K: 0 S: 4	H: 2 LOB: 0 BB: 0 P: 4	1B: 10 2B: 2 3B: 0 HR: 2	SF: 1 SAC: 1 DP: 1 HBP: 0	WP: 0 PB: 0 SB: 1 CS: 0	PA: 47	
PITCHER Juan Marichal, R (1, 1) ERA: 2.65	IP 11.0	WLS L	BF 47	H 14	R 6	ER 6	SO 6	BB 1	IBB 0	HBP 0	BLK 0	WP 0	HR 2	S 58	P 62	ERA 4.91	WHIP 1.364										

Batter	1	2	3	4	5	6	7	8	9	10	11	AB R H RBI BB SO LOB	BOTTOM																							
Ron Hunt, R OBP: 0.356, SLG: 0.290 (1, 4)	0-3 K		0-0 1B HR 1B		0-0 F7		0-0 5-3			0-0 SH5-4 1B	0-0 F8	6 1 2 0 0 1 2	Los Angeles Dodgers @ San Francisco Giants Candlestick Park, San Francisco, CA Thu Jun 27 1968, 6:33 AM EDT Att. 13,566 - Unknown																							
Dave Marshall, L OBP: 0.347, SLG: 0.322 Ty Cline, L OBP: 0.255, SLG: 0.254 (1, 7) (3, 7)	4-0 F3 BB		0-0 1B HR 1B		0-0 L8		0-3 K			0-0 SH5-4 1-2		0 0 0 0 1 0 0 3 1 1 1 0 1 0																								
Willie Mays, R OBP: 0.351, SLG: 0.496 (1, 8)	0-0 F3		0-0 F2		0-0 F9			0-0 CS F8 1B		0-0 6-3		5 0 1 0 0 0 4																								
Willie McCovey, L OBP: 0.398, SLG: 0.626 (1, 3)		0-0 HR	0-0 HR			4-0 FC5-4 BB		0-0 F8 1-2		4-0 IBB		3 2 2 4 2 0 1																								
Jim Ray Hart, R OBP: 0.368, SLG: 0.504 (1, 5)		0-0 5-3	4-0 BB		0-0 FC5-4 1B 1-2f			4-0 IBB		0-0 F3		3 0 0 0 2 0 3																								
Jack Hiatt, R OBP: 0.357, SLG: 0.345 Frank Johnson, R OBP: 0.261, SLG: 0.229 (1, 2) (11, PR)		0-0 F8	0-3 K		0-3 K			0-3 K 2-3			0-0 BB 1B	5 0 1 0 0 3 4 0 0 0 0 0 0 0																								
Bobby Bonds, R OBP: 0.333, SLG: 0.500 (1, 9)	0-3 K			0-0 F7		0-0 FC5-4 1B 1-2			0-3 K		4-0 BB 1-2	4 0 1 0 1 2 0																								
Hal Lanier, R OBP: 0.208, SLG: 0.230 (1, 6)			0-0 1B 1B	0-0 F9		0-0 FC5-4 1-2f			0-0 5-3		0-0 P1	5 1 1 0 0 0 4																								
Juan Marichal, R OBP: 0.200, SLG: 0.194 Jim Davenport, R OBP: 0.263, SLG: 0.221 (1, 1) (11, PH)			0-0 F5	0-0 6-3			0-0 F9		0-3 K		0-3 K	4 0 0 0 0 1 1 1 0 0 0 0 1 2																								
Inning Stats	R: 0 E: 0 K: 1 S: 4	H: 0 LOB: 0 BB: 1 P: 8	R: 1 E: 0 K: 1 S: 6	H: 1 LOB: 0 BB: 0 P: 6	R: 4 E: 0 K: 1 S: 9	H: 4 LOB: 1 BB: 1 P: 13	R: 0 E: 0 K: 0 S: 3	H: 0 LOB: 0 BB: 0 P: 3	R: 0 E: 0 K: 1 S: 6	H: 0 LOB: 2 BB: 1 P: 10	R: 0 E: 0 K: 1 S: 5	H: 0 LOB: 0 BB: 0 P: 5		R: 0 E: 0 K: 1 S: 5	H: 1 LOB: 2 BB: 1 P: 9	R: 0 E: 0 K: 2 S: 7	H: 0 LOB: 0 BB: 0 P: 7	R: 0 E: 0 K: 0 S: 4	H: 1 LOB: 2 BB: 1 P: 8	R: 0 E: 0 K: 1 S: 6	H: 1 LOB: 2 BB: 1 P: 10	1B: 7 2B: 1 3B: 0 HR: 2	SF: 0 SAC: 1 DP: 1 HBP: 0	WP: 0 PA: 46												
PITCHER	IP WLS BF H R ER SO BB IBB HBP BLK WP HR S P ERA WHIP																				IP WLS BF H R ER SO BB IBB HBP BLK WP HR S P ERA WHIP															
Bill Singer, R ERA: 2.37 (1, 1)	2.2	14	5	5	5	2	2	0	0	0	0	0	2	16	24	16.88	2.625																			
Jack Billingham, R ERA: 2.16 (3, 1)	0.1	1	0	0	0	1	0	0	0	0	0	0	0	3	3	0.00	0.000																			
Mudcat Grant, R ERA: 2.64 (4, 1)	2.0	6	0	0	0	0	0	0	0	0	0	0	0	6	6	0.00	0.000																			
Jim Brewer, L ERA: 2.18 (6, 1)	2.0	8	1	0	0	2	1	0	0	0	0	0	0	11	15	0.00	1.000																			
Don Sutton, R ERA: 3.32 (8, 1)	4.0	W 17	3	0	0	4	1	2	0	0	0	0	0	22	34	0.00	1.000																			

livebaseballscores.com

AB	39
R	5
H	9
RBI	5
BB	6
SO	9
LOB	21



Batter	1	2	3	4	5	6	7	8	9	AB R H RBI BB SO LOB	TOP												
Pete Rose, S (1, 9) OBP: 0.401, SLG: 0.463	0-0 6-3		4-0 E BB		0-0 4-3	0-0 G6-4-3			0-0 2-3	4 1 0 0 1 0 4													
Alex Johnson, R (1, 7) OBP: 0.351, SLG: 0.396	0-0 6-3		0-0 E1 1B		0-0 E 1B			0-0 5-3	0-0 L9	5 0 2 0 0 0 1													
Mack Jones, L (1, 8) OBP: 0.300, SLG: 0.276	0-0 G3		0-0 G3		0-0 E5 1-3			0-0 L7		4 0 0 0 0 0 2													
Tony Perez, R (1, 5) OBP: 0.326, SLG: 0.395		0-0 F8		1-0 1B HBP		0-0 L9		0-0 6-3		3 0 0 0 0 0 2													
Johnny Bench, R (1, 2) OBP: 0.306, SLG: 0.434		0-0 5-3		0-3 K		0-0 FC6-4 1B		0-0 F3		4 0 1 0 0 1 1													
Lee May, R (1, 3) OBP: 0.327, SLG: 0.418		0-0 5-3		0-0 1-2 1B		0-0 FC6-4 E 1B		0-0 6-3		4 1 1 0 0 0 1													
Tommy Helms, R (1, 4) OBP: 0.314, SLG: 0.382			0-0 5-3	0-0 P4		0-0 E7 1B E		0-0 5-3		4 0 0 0 0 0 3													
Woody Woodward, R (1, 6) OBP: 0.214, SLG: 0.200 Giraldo Ruiz, S (9, PH) OBP: 0.365, SLG: 0.319			0-0 FC1-6 1B	0-3 K		0-0 E6 1-2 2-3 1B			0-0 E3 2-3	3 0 1 0 0 1 4 1 0 0 0 0 0 0													
Tony Cloninger, R (1, 1) OBP: 0.200, SLG: 0.500 Clay Carroll, R (8, 1) Fred Whitfield, L (9, PH) OBP: 0.262, SLG: 0.253			0-0 FC1-6 1B BB E	0-3 K2-3		0-0 G6-4-3 1B			0-3 K	3 1 1 1 0 1 1 0 0 0 0 0 0 0 1 0 0 0 0 1 1													
Inning Stats	R: 0 E: 0 K: 0 S: 3	H: 0 LOB: 0 BB: 0 P: 3	R: 0 E: 0 K: 0 S: 3	H: 0 LOB: 0 BB: 0 P: 3	R: 2 E: 1 K: 0 S: 5	H: 2 LOB: 1 BB: 1 P: 9	R: 0 E: 0 K: 2 S: 8	H: 1 LOB: 2 BB: 0 P: 9	R: 0 E: 1 K: 1 S: 7	H: 1 LOB: 2 BB: 0 P: 7	R: 1 E: 2 K: 0 S: 6	H: 2 LOB: 2 BB: 0 P: 6	R: 0 E: 0 K: 0 S: 3	H: 0 LOB: 0 BB: 0 P: 3	R: 0 E: 0 K: 0 S: 3	H: 0 LOB: 0 BB: 0 P: 3	R: 0 E: 1 K: 1 S: 6	H: 0 LOB: 1 BB: 0 P: 6	1B: 6 2B: 0 3B: 0 HR: 0	SF: 0 SAC: 0 DP: 1 HBP: 1	WP: 0 PB: 0 SB: 0 CS: 0	PA: 38	
PITCHER Gaylord Perry, R (1, 1) ERA: 3.13	IP 9.0	WLS W	BF 38	H 6	R 3	ER 0	SO 4	BB 1	IBB 0	HBP 1	BLK 0	WP 0	HR 0	S 44	P 49	ERA 0.00	WHIP 0.778						PITCHER IP WLS BF H R ER SO BB IBB HBP BLK WP HR S P ERA WHIP

Cincinnati Reds @ San Francisco Giants
Candlestick Park, San Francisco, CA
 Fri Jun 28 1968, 10:05 PM EDT
 Att. 9,542 - Unknown

AB	36
R	3
H	6
RBI	1
BB	1
SO	4
LOB	20



Batter	1	2	3	4	5	6	7	8	9	AB	R	H	RBI	BB	SO	LOB
Ron Hunt, R OBP: 0.358, SLG: 0.290 (1, 4)	0-0 6-3		0-0 1B 1B	0-0 FC5-4 1-2f			4-0 FC2-6 BB			3	0	1	0	1	0	2
Ty Cline, L OBP: 0.255, SLG: 0.254 (1, 9)	0-3 K		0-0 1-2 1B		0-0 L8		0-0 FC2-6 1-2f HR			4	1	1	0	0	1	1
Willie McCovey, L OBP: 0.400, SLG: 0.620 (1, 3)	4-0 FC5-4 BB		0-3 K		4-0 FC6-4 BB		0-3 K			2	0	0	0	2	2	3
Jim Ray Hart, R OBP: 0.366, SLG: 0.513 (1, 7)	0-0 FC5-4 1-2f			0-0 5-3	0-0 P6		0-0 1-H HR			4	1	1	2	0	0	2
Jack Hiatt, R OBP: 0.356, SLG: 0.345 (1, 2)		0-0 F8		0-0 3B 1B	0-0 FC6-4 1-2f		0-0 1-3			3	1	1	0	0	0	1
Bob Barton, R OBP: 0.313, SLG: 0.273 (7, PH) (8, 2)										1	0	0	0	0	0	0
Bobby Bonds, R OBP: 0.375, SLG: 0.643 (1, 8)		0-3 K		0-0 1-H 1B 3B		0-0 G3		0-0 CS 1B		4	1	2	1	0	1	0
Frank Johnson, R OBP: 0.260, SLG: 0.230 (1, 5)		0-0 F7		0-0 1B 1B		0-0 G3		0-3 K		4	0	1	1	0	1	1
Hal Lanier, R OBP: 0.218, SLG: 0.240 (1, 6)			0-0 F3	0-0 FC5-4 1-3 1B		0-0 1B		0-0 1B		4	0	3	0	0	0	0
Gaylord Perry, R OBP: 0.119, SLG: 0.119 (1, 1)			0-0 6-3	0-3 K		0-0 L9		0-0 6-3		4	0	0	0	0	1	4

Inning Stats	R: 0	H: 0	E: 0	K: 1	S: 5	LOB: 1	BB: 1	P: 9	R: 0	H: 0	E: 0	K: 1	S: 5	LOB: 0	BB: 0	P: 5	R: 0	H: 2	E: 0	K: 1	S: 7	LOB: 2	BB: 0	P: 7	R: 2	H: 4	E: 0	K: 1	S: 9	LOB: 2	BB: 0	P: 9	R: 0	H: 0	E: 0	K: 0	S: 3	LOB: 1	BB: 1	P: 7	R: 0	H: 1	E: 0	K: 0	S: 4	LOB: 1	BB: 0	P: 4	R: 2	H: 1	E: 0	K: 1	S: 6	LOB: 0	BB: 1	P: 10	R: 0	H: 2	E: 0	K: 1	S: 6	LOB: 1	BB: 0	P: 6
1B: 8	SF: 0	2B: 0	SAC: 0	3B: 1	DP: 0	HR: 1	HBP: 0	WP: 0	PA: 36																																																							

PITCHER	IP	WLS	BF	H	R	ER	SO	BB	IBB	HBP	BLK	WP	HR	S	P	ERA	WHIP
Tony Cloninger, R ERA: 6.45 (1, 1)	7.0	L	32	8	4	4	5	3	0	0	0	0	1	39	51	5.14	1.571
Clay Carroll, R ERA: 3.79 (8, 1)	1.0		4	2	0	0	1	0	0	0	0	0	0	6	6	0.00	2.000

BOTTOM

Cincinnati Reds @ San Francisco Giants
 Candlestick Park, San Francisco, CA

Fri Jun 28 1968, 10:05 PM EDT
 Att. 9,542 - Unknown

livebaseballscorecards.com

AB	33
R	4
H	10
RBI	4
BB	3
SO	6
LOB	14



Batter	1	2	3	4	5	6	7	8	9	AB R H RBI BB SO LOB	TOP											
Pete Rose, S (1, 8) OBP: 0.404, SLG: 0.466	0-0 1B		0-0 1B			0-0 F2	0-0 5-3		0-0 1B	5 0 3 2 0 0 0												
Alex Johnson, R (1, 7) OBP: 0.345, SLG: 0.390	0-0 F3		0-3 K			0-0 F7		0-0 6-3	0-0 4-3	5 0 0 0 0 1 5												
Lee May, R (1, 9) OBP: 0.330, SLG: 0.420	0-0 L9		0-0 G6-4-3			0-0 FC6-4 1B		0-0 CS 1B		4 0 2 0 0 0 3												
Tony Perez, R (1, 5) OBP: 0.322, SLG: 0.389	0-0 L5				0-0 F5	0-0 FC6-4		0-0 L9		4 0 0 0 0 0 3												
Johnny Bench, R (1, 2) OBP: 0.306, SLG: 0.431		0-0 G5-4-3 1B			0-0 5-3		0-0 F7		0-3 K	4 0 1 0 0 1 0												
Don Pavletich, R (1, 3) OBP: 0.176, SLG: 0.206		0-0 G5-4-3			0-0 4-3		0-0 F8		0-0 1B 1-6-3 1B	4 1 1 0 0 0 1												
Tommy Helms, R (1, 4) OBP: 0.316, SLG: 0.387		0-0 1B			0-0 F7		0-0 HR 2B		0-0 1-6-3	4 1 2 0 0 0 1												
Woody Woodward, R (1, 6) OBP: 0.239, SLG: 0.190		0-3 K			0-0 5-3		4-0 HR IBB		4-0 1B 1B IBB	2 2 0 0 2 1 1												
Gary Nolan, R (1, 1) OBP: 0.235, SLG: 0.375			0-0 E1 1B		0-3 K		0-0 HR		0-0 1B 1B	4 1 2 3 0 1 0												
Inning Stats	R: 0 E: 0 K: 0 S: 4	H: 1 LOB: 1 BB: 0 P: 4	R: 0 E: 0 K: 1 S: 6	H: 2 LOB: 1 BB: 0 P: 6	R: 0 E: 1 K: 1 S: 6	H: 1 LOB: 1 BB: 0 P: 6	R: 0 E: 0 K: 0 S: 3	H: 0 LOB: 0 BB: 0 P: 3	R: 0 E: 0 K: 1 S: 5	H: 0 LOB: 0 BB: 0 P: 5	R: 0 E: 0 K: 0 S: 4	H: 1 LOB: 1 BB: 0 P: 4	R: 3 E: 0 K: 0 S: 5	H: 2 LOB: 0 BB: 1 P: 9	R: 0 E: 0 K: 0 S: 3	H: 1 LOB: 0 BB: 0 P: 3	R: 2 E: 0 K: 1 S: 8	H: 3 LOB: 2 BB: 1 P: 12	1B: 9 2B: 1 3B: 0 HR: 1	SF: 0 SAC: 0 DP: 2 HBP: 0	WP: 0 PB: 0 SB: 0 CS: 1	PA: 38
PITCHER	IP WLS BF H R ER SO BB IBB HBP BLK WP HR S P ERA WHIP																					
Ray Sadecki, L (1, 1) ERA: 2.55	8.2 L 37 11 5 5 4 0 0 0 0 0 0 1 43 51 5.19 1.269																					
Ron Herbel, R (9, 1) ERA: 3.12	0.1 1 0 0 0 0 0 0 0 0 0 0 0 1 1 0.00 0.000																					

Cincinnati Reds @ San Francisco Giants
 Candlestick Park, San Francisco, CA
 Sat Jun 29 1968, 6:33 AM EDT
 Att: 40,402 - Unknown

AB	36
R	5
H	11
RBI	5
BB	2
SO	4
LOB	14



Batter	1	2	3	4	5	6	7	8	9	AB R H RBI BB SO LOB
Ron Hunt, R OBP: 0.357, SLG: 0.290 (1, 4)	0-0 5-3		0-0 CS 1B			0-0 5-3			0-3 K	4 0 1 0 0 1 1
Ty Cline, L OBP: 0.255, SLG: 0.254 (1, 9)	0-0 1B		0-0 CS 1-2	0-0 L6			0-0 L4-3		0-0 FC1-6 2B 1-2f	4 0 1 0 0 0 1
Willie McCovey, L OBP: 0.398, SLG: 0.618 (1, 3)	0-0 F8				0-3 K		0-0 4-3		0-0 1-3 2B	4 0 1 0 0 1 1
Jim Ray Hart, R OBP: 0.361, SLG: 0.504 (1, 7)	0-0 F7			0-0 4-3			0-0 3-1		0-3 K	4 0 0 0 0 1 3
Jack Hiatt, R OBP: 0.350, SLG: 0.338 (1, 2)		0-3 K			0-3 K			0-0 F9		3 0 0 0 0 2 0
Bobby Bonds, R OBP: 0.316, SLG: 0.529 (1, 8)		0-0 F9			0-0 F7			0-0 F9		3 0 0 0 0 0 0
Frank Johnson, R OBP: 0.262, SLG: 0.226 (1, 5)		0-0 F2			0-0 L1			4-0 BB		2 0 0 0 1 0 0
Hal Lanier, R OBP: 0.216, SLG: 0.238 (1, 6)			0-0 4-3			0-0 P3		0-0 P4		2 0 0 0 0 0 0
Dave Marshall, L OBP: 0.343, SLG: 0.318 (8, PH)										1 0 0 0 0 0 1
Jim Davenport, R OBP: 0.263, SLG: 0.221 (9, 6)										0 0 0 0 0 0 0
Ray Sadecki, L OBP: 0.137, SLG: 0.125 (1, 1)			0-3 K			0-0 F7			0-0 FC1-6 1B	2 0 0 0 0 1 0
Ron Herbel, R (9, 1)										0 0 0 0 0 0 0
Jesus Alou, R OBP: 0.279, SLG: 0.317 (9, PH)										1 0 1 0 0 0 0

Inning Stats	R: 0	H: 1	E: 0	K: 0	S: 4	R: 0	H: 0	E: 0	K: 1	S: 5	R: 0	H: 1	E: 0	K: 1	S: 5	R: 0	H: 0	E: 0	K: 1	S: 5	R: 0	H: 0	E: 0	K: 1	S: 5	R: 0	H: 0	E: 0	K: 0	S: 3	R: 0	H: 0	E: 0	K: 0	S: 3	R: 0	H: 0	E: 0	K: 0	S: 3	R: 0	H: 2	E: 0	K: 2	S: 9	1B: 3	2B: 1	3B: 0	HR: 0	SF: 0	SAC: 0	DP: 0	HBP: 0	WP: 0	PA: 32
PITCHER Gary Nolan, R ERA: 1.69 (1, 1)	IP	WLS	BF	H	R	ER	SO	BB	IBB	HBP	BLK	WP	HR	S	P	ERA	WHIP													IP	WLS	BF	H	R	ER	SO	BB	IBB	HBP	BLK	WP	HR	S	P	ERA	WHIP									

BOTTOM

Cincinnati Reds @ San Francisco Giants
Candlestick Park, San Francisco, CA
Sat Jun 29 1968, 6:33 AM EDT
Att. 40,402 - Unknown

livebaseballscorecards.com

AB	30
R	0
H	4
RBI	0
BB	1
SO	6
LOB	7



Batter	1	2	3	4	5	6	7	8	9	AB R H RBI BB SO LOB	TOP									
Pete Rose, S OBP: 0.406, SLG: 0.477 (1, 8) X	0-0 F9		0-0 E9 1-H 1B	0-0 HR		0-0 1B			0-0 4-3	5 2 3 2 0 0 0	Cincinnati Reds @ San Francisco Giants Candlestick Park, San Francisco, CA Sun Jun 30 1968, 6:33 AM EDT Att. 18,176 - Unknown livebaseballscorecards.com									
Alex Johnson, R OBP: 0.343, SLG: 0.384 (1, 7) X	0-0 F8		4-0 1B SF8 BB	0-0 6-3			0-0 3-1	0-0 6-3	4 1 0 0 1 0 0											
Lee May, R OBP: 0.340, SLG: 0.429 (1, 9) X	0-0 1B		0-0 1B 1-3 3-H		0-0 FC6-4 1B		0-0 FC5-4 1B		4 0 4 1 0 0 0											
Tony Perez, R OBP: 0.321, SLG: 0.385 (1, 5) X	0-0 P5		4-0 IBB		0-0 P6		0-0 F9		3 0 0 0 1 0 3											
Johnny Bench, R OBP: 0.305, SLG: 0.430 (1, 2) X		0-0 1B CS	0-0 SF8		0-0 FC6-4 1-2f		0-0 FC5-4 1-2f		3 0 1 1 0 0 2											
Don Pavletich, R OBP: 0.158, SLG: 0.184 (1, 3) X		0-3 K 1-2	0-3 K		0-0 6-3			0-0 5-3	4 0 0 0 0 2 4											
Tommy Helms, R OBP: 0.312, SLG: 0.381 (1, 4) X	0-0 F8			0-0 6-3		0-0 F8		0-0 4-3	4 0 0 0 0 0 0											
Woody Woodward, R OBP: 0.260, SLG: 0.217 (1, 6) X			0-0 1B FC1-6	0-0 SH3 HR 1B		0-0 L3		0-0 5-3	4 1 2 0 0 0 0											
George Culver, R OBP: 0.063, SLG: 0.094 (1, 1) X			0-0 FC1-6 1B	0-0 SH3		0-0 1B		0-3 K	2 1 1 0 0 0 1											
Ted Abernathy, R (8, 1)									1 0 0 0 0 1 0											
Gerry Arrigo, L OBP: 0.179, SLG: 0.160 (9, 1)									0 0 0 0 0 0 0											
Clay Carroll, R (9, 1)									0 0 0 0 0 0 0											
Inning Stats	R: 0 E: 0 K: 0 S: 4	H: 1 LOB: 1 BB: 0 P: 4	R: 0 E: 0 K: 1 S: 5	H: 1 LOB: 0 BB: 0 P: 5	R: 3 E: 1 K: 1 S: 8	H: 3 LOB: 2 BB: 2 P: 16	R: 2 E: 0 K: 0 S: 5	H: 2 LOB: 0 BB: 0 P: 5	R: 0 E: 0 K: 0 S: 4	H: 1 LOB: 1 BB: 0 P: 4	R: 0 E: 0 K: 0 S: 4	H: 1 LOB: 1 BB: 0 P: 4	R: 0 E: 0 K: 0 S: 3	H: 0 LOB: 0 BB: 0 P: 3	R: 0 E: 0 K: 1 S: 5	H: 0 LOB: 0 BB: 0 P: 5	1B: 10 2B: 1 3B: 0 HR: 1	SF: 1 SAC: 1 DP: 1 HBP: 0	WP: 0 PB: 0 SB: 0 CS: 1	PA: 38
PITCHER	IP WLS BF H R ER SO BB IBB HBP BLK WP HR S P ERA WHIP																			
Mike McCormick, L ERA: 4.04 (1, 1)	4.0 L 21 8 5 5 2 1 1 0 0 0 0 1 23 31 11.25 2.250																			
Ron Herbel, R ERA: 2.66 (5, 1)	3.0 11 3 0 0 0 0 0 0 0 0 0 0 11 11 0.00 1.000																			
Lindy McDaniel, R ERA: 7.36 (8, 1)	1.0 3 0 0 0 0 0 0 0 0 0 0 0 3 3 0.00 0.000																			
Frank Linzy, R ERA: 2.43 (9, 1)	1.0 3 0 0 0 0 1 0 0 0 0 0 0 5 5 0.00 0.000																			



BOTTOM

Cincinnati Reds @ San Francisco Giants
Candlestick Park, San Francisco, CA
Sun Jun 30 1968, 6:33 AM EDT
Att. 18,176 - Unknown

livebaseballscorecards.com

AB 35
R 3
H 11
RBI 3
BB 6
SO 8
LOB 23



WP: 0 PA: 42
PB: 0
SB: 0
CS: 0

AB R H RBI BB SO LOB

4	1	1	0	1	0	2
5	0	2	0	0	0	3
3	0	0	0	2	1	4
4	0	1	0	1	2	3
5	1	2	1	0	2	4
4	1	1	0	1	3	4
3	0	1	0	0	0	0
1	0	1	1	0	0	0
0	0	0	0	0	0	0
0	0	0	0	0	0	0
0	0	0	0	0	0	0
0	0	0	0	0	0	0
1	0	0	0	0	0	2

Batter	1	2	3	4	5	6	7	8	9
Ron Hunt, R OBP: 0.357, SLG: 0.289 (1, 4)	0-0 5-3		0-0 P4		0-0 FC6-4		0-0 1B		4-0 FC1-4 1B 1B BB
Frank Johnson, R OBP: 0.267, SLG: 0.233 (1, 5)	0-0 BB 1B		0-0 6-3			0-0 4-3	0-0 4-3		0-0 FC1-4 1B
Willie Mays, R OBP: 0.352, SLG: 0.490 (1, 8)	0-0 F8		0-3 K			4-0 1B BB		4-0 1B BB	0-0 FC1-4 1B
Willie McCovey, L OBP: 0.398, SLG: 0.611 (1, 3)	4-0 1-2 BB			0-0 F8		0-0 1-3 1B		0-3 K	0-3 K
Jim Ray Hart, R OBP: 0.361, SLG: 0.502 (1, 7)	0-3 K			0-3 K		0-0 P3		0-0 1B 1B	0-0 1B
Bobby Bonds, R OBP: 0.333, SLG: 0.476 (1, 9)		4-0 BB BB BB		0-3 K		0-3 K		0-0 1B 1B	0-3 K
Bob Barton, R OBP: 0.314, SLG: 0.277 (1, 2)		0-0 1B			0-0 5-3		0-0 6-3	0-0 1B 1B	
Dave Marshall, L OBP: 0.350, SLG: 0.326 (8, PH)		0-0 G4-6-3 1B						1-3 2-H 1B	
Bob Schroder, L (8, PR)									
Frank Linzy, R (9, 1)		0-0 G4-6-3							
Hal Lanier, R OBP: 0.213, SLG: 0.234 (1, 6)		0-0 G4-6-3			0-0 F9		0-0 1-3	0-0 1B	
Dick Dietz, R OBP: 0.327, SLG: 0.398 (8, PH)								1-2 3-H 1B	
Mike McCormick, L OBP: 0.186, SLG: 0.139 (1, 1)			4-0 BB				0-0 1B	0-0 F8	
Ron Herbel, R (5, 1)									
Ty Cline, L OBP: 0.260, SLG: 0.259 (7, PH)					0-1 CI				
Lindy McDaniel, R (8, 1)									
Jim Davenport, R OBP: 0.262, SLG: 0.220 (8, PH)									

Inning Stats	R: 0	H: 1	E: 0	LOB: 2	K: 1	P: 10	R: 0	H: 1	E: 0	LOB: 0	K: 0	P: 6	R: 0	H: 0	E: 0	LOB: 1	K: 1	P: 9	R: 0	H: 0	E: 0	LOB: 0	K: 2	P: 7	R: 0	H: 1	E: 1	LOB: 1	K: 0	P: 4	R: 0	H: 1	E: 0	LOB: 2	K: 1	P: 10	R: 0	H: 2	E: 0	LOB: 2	K: 0	P: 5	R: 2	H: 4	E: 0	LOB: 2	K: 1	P: 12	R: 1	H: 2	E: 0	LOB: 2	K: 2	P: 13	1B: 11	SF: 0	2B: 0	SAC: 0	3B: 0	DP: 1	HR: 0	HBP: 0	WP: 0	PA: 42
--------------	------	------	------	--------	------	-------	------	------	------	--------	------	------	------	------	------	--------	------	------	------	------	------	--------	------	------	------	------	------	--------	------	------	------	------	------	--------	------	-------	------	------	------	--------	------	------	------	------	------	--------	------	-------	------	------	------	--------	------	-------	--------	-------	-------	--------	-------	-------	-------	--------	-------	--------

PITCHER	IP	WLS	BF	H	R	ER	SO	BB	IBB	HBP	BLK	WP	HR	S	P	ERA	WHIP
George Culver, R ERA: 3.25 (1, 1)	7.2	W	34	8	2	2	6	5	0	0	0	0	0	41	61	2.35	1.696
Ted Abernathy, R ERA: 0.73 (8, 1)	0.2		5	2	1	1	0	1	0	0	0	0	0	4	8	13.50	4.500
Gerry Arrigo, L ERA: 2.47 (9, 1)	0.1		1	0	0	0	1	0	0	0	0	0	0	3	3	0.00	0.000
Clay Carroll, R ERA: 3.75 (9, 1)	0.1	S	2	1	0	0	1	0	0	0	0	0	0	4	4	0.00	3.000

Batter										AB	R	H	RBI	BB	SO	LOB	TOP																									
	1	2	3	4	5	6	7	8	9																																	
Felipe Alou, R (1, 8) OBP: 0.348, SLG: 0.426	0-0 FC5-4 1B		0-0 F2	0-0 F9		0-0 FC6-4 1B		0-0 S 1B			5	0	2	1	0	0	3	Atlanta Braves @ San Francisco Giants Candlestick Park, San Francisco, CA Mon Jul 01 1968, 6:33 AM EDT Att. 4,706 - Unknown																								
Clete Boyer, R (1, 5) OBP: 0.273, SLG: 0.305	0-0 FC5-4 S 1-2f BB		0-0 1B 2B		0-0 5-3	0-0 1-2 3-H 1B		0-0 5-3 1-2			5	1	2	1	0	0	2																									
Hank Aaron, R (1, 9) OBP: 0.310, SLG: 0.460	4-0 FC6-5 1-2 S BB		0-0 E5 1B 1B		0-0 F7	0-0 F8		0-0 5-3			4	1	0	0	1	0	4																									
Joe Torre, R (1, 2) OBP: 0.337, SLG: 0.437	0-3 K 1-2 2-3		0-0 1B 1B		0-0 E5		0-0 5-3		0-0 1B 2B		5	1	2	1	0	1	2																									
Tito Francona, L (1, 7) OBP: 0.429, SLG: 0.415	4-0 IBB		0-0 G6-4-3 1-2 2-H 1B		4-0 IBB		0-0 F2		0-0 5-3 2-H 1B		3	0	2	2	2	0	0																									
Mike Lum, L (9, PR) OBP: 0.259, SLG: 0.304											0	0	0	0	0	0	0																									
Deron Johnson, R (1, 3) OBP: 0.291, SLG: 0.306	0-0 FC6-5 2-3f		0-0 G6-4-3 1-2f		0-0 F5		1-0 HBP		0-0 F8		4	0	0	0	0	0	8																									
Marty Martinez, S (1, 4) OBP: 0.307, SLG: 0.272		0-0 6-3		0-0 F7		4-0 FC6-4 1B BB		0-0 G3		0-0 5-3 1-2	4	1	0	0	1	0	2																									
Sonny Jackson, L (1, 6) OBP: 0.296, SLG: 0.281		0-3 K		0-0 2B		4-0 FC6-4 1-2 BB		0-0 E5 WP PB 1B		4-0 IBB	3	1	1	0	2	1	0																									
Phil Niekro, R (1, 1) OBP: 0.097, SLG: 0.194		0-3 K		0-3 K		0-3 K		0-0 1-3		0-0 1-3	4	0	0	0	0	3	4																									
Cecil Upshaw, R (8, 1) OBP: 0.300, SLG: 0.222											1	0	0	0	0	0	2																									
Inning Stats	R: 0 E: 0 K: 1 S: 6	H: 1 LOB: 3 BB: 2 P: 14	R: 0 E: 0 K: 2 S: 7	H: 0 LOB: 0 BB: 0 P: 7	R: 2 E: 1 K: 0 S: 6	H: 3 LOB: 1 BB: 0 P: 6	R: 0 E: 0 K: 1 S: 6	H: 1 LOB: 1 BB: 0 P: 6	R: 0 E: 1 K: 0 S: 4	H: 0 LOB: 2 BB: 1 P: 8	R: 1 E: 0 K: 1 S: 6	H: 1 LOB: 2 BB: 2 P: 14	R: 0 E: 0 K: 0 S: 3	H: 0 LOB: 1 BB: 0 P: 4	R: 1 E: 1 K: 0 S: 5	H: 1 LOB: 1 BB: 0 P: 5	R: 1 E: 0 K: 0 S: 5	H: 2 LOB: 2 BB: 1 P: 9	1B: 6 2B: 3 3B: 0 HR: 0	SF: 0 SAC: 0 DP: 1 HBP: 1	WP: 1 PB: 1 SB: 3 CS: 0	PA: 45																				
PITCHER	IP	WLS	BF	H	R	ER	SO	BB	IBB	HBP	BLK	WP	HR	S	P	ERA	WHIP	PITCHER								IP	WLS	BF	H	R	ER	SO	BB	IBB	HBP	BLK	WP	HR	S	P	ERA	WHIP
Bobby Bolin, R (1, 1) ERA: 2.13	7.0	L	34	6	3	2	5	3	2	1	0	0	0	38	59	2.57	1.286																									
Frank Linzy, R (8, 1) ERA: 2.54	2.0		11	3	2	1	0	0	1	0	0	1	0	10	14	4.50	1.500																									



Batter	1	2	3	4	5	6	7	8	9	AB	R	H	RBI	BB	SO	LOB
Ron Hunt, R OBP: 0.355, SLG: 0.285 (1, 4)	0-0 5-3		0-0 F9		4-0 BB		0-0 5-3		0-0 4-3	4	0	0	0	1	0	1
Frank Johnson, R OBP: 0.257, SLG: 0.224 (1, 5)	0-0 F9			0-0 4-3	0-0 1-3		0-0 4-3		0-0 6-3	5	0	0	0	0	0	3
Willie Mays, R OBP: 0.354, SLG: 0.488 (1, 8)	4-0 BB			0-0 F3		0-0 1-3		0-0 1B 1B		3	0	1	0	1	0	0
Willie McCovey, L OBP: 0.403, SLG: 0.618 (1, 3)	0-3 K			0-0 FC5 1B		0-0 1B 2B		0-0 1-2 1B		4	1	3	0	0	1	1
Jim Ray Hart, R OBP: 0.360, SLG: 0.498 (1, 7)		0-0 6-3		0-0 1-2 1B		0-0 5-3		0-0 F3		4	0	1	0	0	0	3
Bobby Bonds, R OBP: 0.321, SLG: 0.440 (1, 9)		0-3 K2-3		0-0 FC5 2-3f		0-0 1B 2-3 1B		0-3 K		4	0	1	0	0	2	4
Bob Barton, R OBP: 0.302, SLG: 0.265 (1, 2)		0-0 F4			0-0 6-3		0-0 1-3 3-H 1B		0-0 F9		2	0	0	0	0	0
Dave Marshall, L OBP: 0.356, SLG: 0.333 (6, PH)										1	0	1	1	0	0	0
Ray Sadecki, L OBP: 0.137, SLG: 0.125 (6, PR)										0	0	0	0	0	0	0
Dick Dietz, R OBP: 0.324, SLG: 0.394 (7, 2)										1	0	0	0	0	0	2
Hal Lanier, R OBP: 0.216, SLG: 0.237 (1, 6)			0-0 G3		0-0 BB 1B		0-3 K		4-0 BB	2	0	1	0	0	0	0
Ty Cline, L OBP: 0.259, SLG: 0.257 (6, PH)										1	0	0	0	0	1	2
Jim Davenport, R OBP: 0.266, SLG: 0.220 (7, 6)										0	0	0	0	1	0	0
Bobby Bolin, R OBP: 0.077, SLG: 0.077 (1, 1)			0-3 K		0-3 K				0-0 F9	2	0	0	0	0	2	1
Jesus Alou, R OBP: 0.277, SLG: 0.316 (7, PH)										1	0	0	0	0	0	0
Frank Linzy, R (8, 1)										0	0	0	0	0	0	0
Jack Hiatt, R OBP: 0.348, SLG: 0.336 (9, PH)										1	0	0	0	0	0	1

Inning Stats	R: 0	H: 0	E: 0	K: 1	S: 5	R: 0	H: 0	E: 0	K: 1	S: 5	R: 0	H: 2	E: 0	K: 0	S: 5	R: 0	H: 1	E: 0	K: 1	S: 6	R: 1	H: 3	E: 0	K: 1	S: 8	R: 0	H: 0	E: 0	K: 0	S: 3	R: 0	H: 2	E: 0	K: 1	S: 7	R: 0	H: 0	E: 0	K: 0	S: 3	R: 0	H: 0	E: 0	K: 0	S: 3	1B: 7	2B: 1	3B: 0	HR: 0	SF: 0	SAC: 0	DP: 0	HBP: 0	WP: 0	PB: 0	SB: 0	CS: 0	PA: 38
--------------	------	------	------	------	------	------	------	------	------	------	------	------	------	------	------	------	------	------	------	------	------	------	------	------	------	------	------	------	------	------	------	------	------	------	------	------	------	------	------	------	------	------	------	------	------	-------	-------	-------	-------	-------	--------	-------	--------	-------	-------	-------	-------	--------

PITCHER	IP	WLS	BF	H	R	ER	SO	BB	IBB	HBP	BLK	WP	HR	S	P	ERA	WHIP
Phil Niekro, R ERA: 3.65 (1, 1)	7.0	W	31	8	1	1	5	2	0	0	0	0	0	39	47	1.29	1.429
Cecil Upshaw, R ERA: 2.31 (8, 1)	2.0	S	7	0	0	0	1	1	0	0	0	0	0	8	12	0.00	0.500

BOTTOM

Atlanta Braves @ San Francisco Giants
Candlestick Park, San Francisco, CA
 Mon Jul 01 1968, 6:33 AM EDT
 Att. 4,706 - Unknown

livebaseballscores.com

AB	35
R	1
H	8
RBI	1
BB	3
SO	6
LOB	18



Batter	1	2	3	4	5	6	7	8	9
Ron Hunt, R OBP: 0.355, SLG: 0.291 (1, 4)	0-0 1-3 1B	0-0 F8		0-0 WP 2B		0-0 E5 1B 1B		0-0 4-3	
Jim Davenport, R OBP: 0.266, SLG: 0.220 (1, 5)	0-0 1-3 1-2		0-0 E4 1B 6-3	0-0 5-3		0-0 1B 1-3			
Willie Mays, R OBP: 0.363, SLG: 0.494 (1, 8)	4-0 FC4-6 BB		0-0 S 1B 2-3		0-0 5-3 1B	0-0 1B 1-3 3-H			
Willie McCovey, L OBP: 0.397, SLG: 0.607 (1, 3)	0-0 F5		0-0 F2		0-0 F9	0-0 F9			
Jim Ray Hart, R OBP: 0.355, SLG: 0.490 (1, 7)	0-0 FC4-6 1-2f		0-0 6-3 1-2 3-H		0-0 5-3 1-2		0-0 6-3		
Dick Dietz, R OBP: 0.330, SLG: 0.398 (1, 2)		0-0 F9 WP 1B 1B	0-3 K		0-0 1B 2-H		0-3 K		
Bobby Bonds, R OBP: 0.344, SLG: 0.448 (1, 9)		0-0 F9 1-3		0-0 SH2-3 S BLK 1B	0-0 F8		0-0 CS 1B		
Hal Lanier, R OBP: 0.217, SLG: 0.238 (1, 6)		0-0 SH2-3 1-3 1B 3-H		0-0 SH2-3 1-3		0-0 4-3	0-0 CS 1-2	0-0 F8	
Juan Marichal, R OBP: 0.188, SLG: 0.182 (1, 1)		0-0 F3		0-3 K 3-H		0-0 1-3		0-0 F9	

Inning Stats	R: 0	H: 1	E: 0	K: 0	S: 4	LOB: 2	BB: 1	P: 8	R: 1	H: 2	E: 0	K: 0	S: 5	LOB: 1	BB: 0	P: 5	R: 1	H: 1	E: 1	K: 1	S: 7	LOB: 1	BB: 0	P: 7	R: 1	H: 2	E: 0	K: 0	S: 5	LOB: 1	BB: 0	P: 5	R: 1	H: 2	E: 1	K: 0	S: 6	LOB: 2	BB: 0	P: 6	R: 0	H: 1	E: 0	K: 1	S: 5	LOB: 0	BB: 0	P: 5	R: 0	H: 0	E: 0	K: 0	S: 3	LOB: 0	BB: 0	P: 3
1B: 10	SF: 0	2B: 1	SAC: 1	3B: 0	DP: 0	HR: 0	HBP: 0	1B: 10	SF: 0	2B: 1	SAC: 1	3B: 0	DP: 0	HR: 0	HBP: 0	1B: 10	SF: 0	2B: 1	SAC: 1	3B: 0	DP: 0	HR: 0	HBP: 0	1B: 10	SF: 0	2B: 1	SAC: 1	3B: 0	DP: 0	HR: 0	HBP: 0	1B: 10	SF: 0	2B: 1	SAC: 1	3B: 0	DP: 0	HR: 0	HBP: 0	1B: 10	SF: 0	2B: 1	SAC: 1	3B: 0	DP: 0	HR: 0	HBP: 0									

PITCHER	IP	WLS	BF	H	R	ER	SO	BB	IBB	HBP	BLK	WP	HR	S	P	ERA	WHIP
Pat Jarvis, R ERA: 2.45 (1, 1)	5.0	L	25	8	4	3	2	1	0	0	1	2	0	28	32	5.40	1.800
Jim Britton, R ERA: 2.45 (6, 1)	2.0		9	3	1	0	1	0	0	0	0	0	0	11	11	0.00	1.500
George Stone, L ERA: (8, 1)	1.0		3	0	0	0	0	0	0	0	0	0	0	3	3	0.00	0.000

BOTTOM

Atlanta Braves @ San Francisco Giants
Candlestick Park, San Francisco, CA

Tue Jul 02 1968, 10:05 PM EDT
Att. 7,351 - Unknown

AB	35
R	5
H	11
RBI	4
BB	1
SO	3
LOB	18

livebaseballscorecards.com



WP: 2	PA: 38
PB: 0	
SB: 2	
CS: 1	

Batter	1	2	3	4	5	6	7	8	9	AB R H RBI BB SO LOB	TOP											
Felipe Alou, R (1, 8) OBP: 0.351, SLG: 0.434	0-0 HR		4-0 BB		4-0 IBB			0-0 E3		2 1 1 1 2 0 1	<p>Atlanta Braves @ San Francisco Giants Candlestick Park, San Francisco, CA</p> <p>Wed Jul 03 1968, 6:33 AM EDT Att. 4,837 - Unknown</p>											
Clete Boyer, R (1, 5) OBP: 0.264, SLG: 0.295	0-0 G3		0-0 F4		0-0 F9			0-0 F8		4 0 0 0 0 0 5												
Hank Aaron, R (1, 9) OBP: 0.305, SLG: 0.452	0-3 K			0-0 F8		0-0 F3		0-0 SF8		3 0 0 1 0 1 0												
Joe Torre, R (1, 2) OBP: 0.339, SLG: 0.430	0-0 G3			0-0 5-3		0-0 4-3		0-3 K		4 0 0 0 0 1 1												
Tito Francona, L (1, 7) OBP: 0.421, SLG: 0.406		0-0 F6		0-0 FC5-4 1B		0-0 4-3		0-0 6-3		4 0 1 0 0 0 0												
Mike Lum, L (9, 7) OBP: 0.256, SLG: 0.300										0 0 0 0 0 0 0												
Deron Johnson, R (1, 3) OBP: 0.262, SLG: 0.295		0-0 F8		0-0 FC5-4 1-2f		0-0 5-3		0-0 F8		4 0 0 0 0 0 1												
Sonny Jackson, L (1, 6) OBP: 0.292, SLG: 0.277		0-3 K			0-0 S 1B	0-0 G3		0-0 1-3		4 0 1 0 0 1 0												
Marty Martinez, S (1, 4) OBP: 0.293, SLG: 0.258			0-0 6-3		0-0 F8 1-2	0-0 1-3				3 0 0 0 0 0 1												
Milt Pappas, R (1, 1) OBP: 0.154, SLG: 0.120			0-3 K		0-0 F5		0-0 E SF8 1B			3 0 1 0 0 1 1												
Felix Millan, R (8, PR) OBP: 0.337, SLG: 0.365										0 1 0 0 0 0 0												
Claude Raymond, R (8, 1)										0 0 0 0 0 0 0												
Inning Stats	R: 1 E: 0 K: 1 S: 6	H: 1 LOB: 0 BB: 0 P: 6	R: 0 E: 0 K: 1 S: 5	H: 0 LOB: 0 BB: 0 P: 5	R: 0 E: 0 K: 1 S: 5	H: 0 LOB: 1 BB: 1 P: 9	R: 0 E: 0 K: 0 S: 4	H: 1 LOB: 1 BB: 0 P: 4	R: 0 E: 0 K: 0 S: 4	H: 1 LOB: 2 BB: 1 P: 8	R: 0 E: 0 K: 0 S: 3	H: 0 LOB: 0 BB: 0 P: 3	R: 0 E: 0 K: 0 S: 3	H: 0 LOB: 0 BB: 0 P: 3	R: 1 E: 1 K: 1 S: 7	H: 1 LOB: 2 BB: 0 P: 7	R: 0 E: 0 K: 0 S: 3	H: 0 LOB: 0 BB: 0 P: 3	1B: 3 2B: 0 3B: 0 HR: 1	SF: 1 SAC: 0 DP: 0 HBP: 0	WP: 0 PB: 0 SB: 2 CS: 0	PA: 34
PITCHER	IP WLS BF H R ER SO BB IBB HBP BLK WP HR S P ERA WHIP																					
Gaylord Perry, R (1, 1) ERA: 3.02	7.0 L 26 3 1 1 3 1 1 0 0 0 0 1 30 38 1.29 0.571																					
Frank Linzy, R (8, 1) ERA: 2.41	2.0 8 1 1 0 1 0 0 0 0 0 0 0 10 10 0.00 0.500																					

livebaseballscorecards.com

AB	31
R	2
H	4
RBI	2
BB	2
SO	4
LOB	10



Batter	1	2	3	4	5	6	7	8	9	AB	R	H	RBI	BB	SO	LOB	TOP					
Felipe Alou, R OBP: 0.358, SLG: 0.439 (1, 8)	4-0 BB		0-0 F2	0-0 2B			4-0 BB		0-0 1B	3	0	2	0	2	0	1						
Clete Boyer, R OBP: 0.267, SLG: 0.297 (1, 5)	0-0 F9		0-0 FC5-4 1B	0-0 5-3			0-0 F6		0-0 1B	5	0	2	0	0	0	3						
Hank Aaron, R OBP: 0.304, SLG: 0.448 (1, 9)	0-0 F9		0-0 FC5-4 1B				0-0 G6-4-3		0-0 G1-2-3	5	2	1	0	0	0	7						
Joe Torre, R OBP: 0.342, SLG: 0.432 (1, 2)	0-0 F8		0-0 1B						0-0 4-3	4	1	2	2	0	0	1						
Deron Johnson, R OBP: 0.286, SLG: 0.299 (1, 3)			0-0 1B				0-0 L6-3		0-0 FC4-6 1B	4	0	2	1	0	1	1						
Tommie Aaron, R OBP: 0.324, SLG: 0.314 (1, 7)			0-0 1B				0-3 K		0-0 FC4-6 1B	3	0	2	1	0	1	0						
Tito Francona, L OBP: 0.419, SLG: 0.403 (8, PH)			0-0 1B				0-3 K		0-0 FC4-6 1B	1	0	0	0	0	0	1						
Sonny Jackson, L OBP: 0.292, SLG: 0.277 (8, 6)			1-2 2-H						1-2f	0	0	0	0	0	0	0						
Bob Johnson, R OBP: 0.290, SLG: 0.267 (1, 4)			0-0 5-3				0-0 6-3		0-0 6-3	3	0	0	0	0	1	3						
Mike Lum, L OBP: 0.253, SLG: 0.296 (8, 7)			0-0 5-3				0-0 6-3			1	0	0	0	0	0	1						
Marty Martinez, S OBP: 0.285, SLG: 0.250 (1, 6)			0-0 5-3				0-0 F5		0-0 6-3	4	0	0	0	0	0	1						
Jim Britton, R OBP: 0.273, SLG: 0.273 (1, 1)			0-0 FC5-4 1B				0-3 K		4-0 1B	2	1	1	0	0	0	0						
Dick Kelley, R OBP: 0.200, SLG: 0.059 (4, 1)			0-0 FC5-4 1B				0-0 6-3		BB	0	0	0	0	0	0	0						
George Stone, L (5, 1)			0-0 FC5-4 1B				0-0 6-3		BB	1	0	0	0	0	1	0						
Mike Page, L (9, PH)			0-0 FC5-4 1B				0-0 6-3		BB	0	0	0	0	1	0	0						
Inning Stats	R: 0 E: 0 K: 0 S: 3	H: 0 LOB: 1 BB: 1 P: 7	R: 0 E: 0 K: 2 S: 8	H: 1 LOB: 1 BB: 0 P: 8	R: 3 E: 0 K: 0 S: 8	H: 5 LOB: 2 BB: 0 P: 8	R: 0 E: 0 K: 0 S: 4	H: 1 LOB: 1 BB: 0 P: 4	R: 1 E: 0 K: 1 S: 6	H: 2 LOB: 0 BB: 0 P: 6	R: 0 E: 0 K: 1 S: 5	H: 0 LOB: 0 BB: 0 P: 5	R: 0 E: 0 K: 0 S: 2	H: 0 LOB: 0 BB: 1 P: 6	R: 0 E: 0 K: 0 S: 4	H: 1 LOB: 1 BB: 0 P: 4	R: 0 E: 0 K: 0 S: 4	H: 2 LOB: 2 BB: 1 P: 8	1B: 11 2B: 2 3B: 0 HR: 0	SF: 0 SAC: 0 DP: 3 HBP: 0	WP: 0 PB: 0 SB: 1 CS: 0	PA: 39
PITCHER	IP	WLS	BF	H	R	ER	SO	BB	IBB	HBP	BLK	WP	HR	S	P	ERA	WHIP					
Ray Sadecki, L ERA: 2.69 (1, 1)	2.2		15	6	3	3	2	1	0	0	0	0	0	18	22	10.12	2.625					
Ron Herbel, R ERA: 2.49 (3, 1)	1.1		5	1	0	0	0	0	0	0	0	0	0	5	5	0.00	0.750					
Lindy McDaniel, R ERA: 7.45 (5, 1)	1.0		4	2	1	1	1	0	0	0	0	0	0	6	6	9.00	2.000					
Frank Linzy, R ERA: 2.2 (6, 1)	4.0	W	15	3	0	0	1	2	0	0	0	0	0	15	23	0.00	1.250					

Atlanta Braves @ San Francisco Giants
Candlestick Park, San Francisco, CA

AB	36
R	4
H	12
RBI	4
BB	3
SO	4
LOB	19



Thu Jul 04 1968, 6:33 AM EDT
Att. 14,249 - Unknown

WP: 0	PA: 39
PB: 0	
SB: 1	
CS: 0	

Batter	1	2	3	4	5	6	7	8	9	AB	R	H	RBI	BB	SO	LOB
Ron Hunt, R OBP: 0.361, SLG: 0.294 (1, 4)	4-0 FC5-6-4 2B BB	0-0 1-2 1B		4-0 1-2 2-3 BB		0-0 3-1		0-0 F8		3	1	1	0	2	0	0
Ty Cline, L OBP: 0.253, SLG: 0.252 Jesus Alou, R OBP: 0.273, SLG: 0.311 (4, PH) (5, 7)	0-0 L7 1-2 FC5-6-4	0-0 F5		0-0 G1-2-3 3-Hr		0-0 F9		0-0 G3		2	0	0	0	0	0	3
Willie Mays, R OBP: 0.359, SLG: 0.483 (1, 8)	0-0 FC5-6-4 2B 1-2f 2-3	0-0 F8			0-0 1B 1B	0-0 F7		0-0 F4		5	2	1	0	0	0	4
Willie McCovey, L OBP: 0.393, SLG: 0.593 (1, 3)	4-0 2B 1-2 BB		0-3 K		0-0 1B 1B	0-0 F6				3	1	1	0	1	1	0
Jim Ray Hart, R OBP: 0.355, SLG: 0.488 Jim Davenport, R OBP: 0.265, SLG: 0.221 (1, 5) (8, 5)	0-0 F3		0-0 F8		4-0 1B BB	0-0 HR 2B				3	1	1	0	1	0	3
Dick Dietz, R OBP: 0.325, SLG: 0.423 (1, 2)	0-0 2B 1-3 2-H 3-H		0-3 K		0-3 K	0-0 HR				4	1	2	4	0	2	3
Bobby Bonds, R OBP: 0.359, SLG: 0.429 (1, 9)	0-0 5-3			0-0 F9	0-0 1B 1-2 2-H 3-H	4-0 WP BB		4-0 WP BB		3	0	1	2	1	0	2
Hal Lanier, R OBP: 0.220, SLG: 0.241 (1, 6)		0-0 F8		0-0 WP BB G1-2-3 1B	0-3 K	0-0 F9		4-0 K		4	0	1	0	0	1	3
Ray Sadecki, L OBP: 0.154, SLG: 0.143 Ron Herbel, R Bob Schroder, L Lindy McDaniel, R Jack Hjatt, R OBP: 0.346, SLG: 0.333 Frank Linzy, R (1, 1) (3, 1) (4, PH) (5, 1) (5, PH) (6, 1)		0-0 1B 1B		4-0 WP BB 1-2	0-3 K	0-3 K		0-3 K		1	0	1	0	0	0	0

Inning Stats	R: 2	H: 1	E: 1	K: 0	S: 5	LOB: 2	BB: 2	P: 13	R: 0	H: 2	E: 0	K: 0	S: 5	LOB: 2	BB: 0	P: 5	R: 0	H: 0	E: 0	K: 2	S: 7	LOB: 0	BB: 0	P: 7	R: 0	H: 1	E: 0	K: 0	S: 3	LOB: 2	BB: 2	P: 11	R: 2	H: 3	E: 0	K: 3	S: 12	LOB: 2	BB: 1	P: 16	R: 0	H: 0	E: 0	K: 0	S: 3	LOB: 0	BB: 0	P: 3	R: 2	H: 2	E: 0	K: 1	S: 7	LOB: 1	BB: 1	P: 11	R: 0	H: 0	E: 0	K: 0	S: 3	LOB: 0	BB: 0	P: 3
--------------	------	------	------	------	------	--------	-------	-------	------	------	------	------	------	--------	-------	------	------	------	------	------	------	--------	-------	------	------	------	------	------	------	--------	-------	-------	------	------	------	------	-------	--------	-------	-------	------	------	------	------	------	--------	-------	------	------	------	------	------	------	--------	-------	-------	------	------	------	------	------	--------	-------	------

PITCHER	IP	WLS	BF	H	R	ER	SO	BB	IBB	HBP	BLK	WP	HR	S	P	ERA	WHIP
Jim Britton, R ERA: 2.28 (1, 1)	3.1		19	4	2	2	2	4	0	0	0	1	0	19	35	0.00	2.400
Dick Kelley, L ERA: 3.36 (4, 1)	1.0		6	3	2	2	1	1	0	0	0	0	0	7	11	18.00	4.000
George Stone, L ERA: 3.86 (5, 1)	3.2	L	14	2	2	2	3	1	0	0	0	1	1	19	23	4.91	0.818

BOTTOM

Atlanta Braves @ San Francisco Giants
Candlestick Park, San Francisco, CA

Thu Jul 04 1968, 6:33 AM EDT
Att. 14,249 - Unknown

AB	33
R	6
H	9
RBI	6
BB	6
SO	6
LOB	24

livebaseballscorecards.com

1B:	6	SF:	0	WP:	2	PA:	39
2B:	2	SAC:	0	PB:	0		
3B:	0	DP:	1	SB:	0		
HR:	1	HBP:	0	CS:	0		

Batter	1	2	3	4	5	6	7	8	9	10	11	12	AB R H RBI BB SO LOB	TOP				
Lou Brock, L OBP: 0.298, SLG: 0.410 (1, 7)	F5		K			6-3	F8		P5		K		6 0 0 0 0 2 3	St. Louis Cardinals @ San Francisco Giants Candlestick Park, San Francisco, CA Fri Jul 05 1968; 10:05 PM EDT Att. 15,556 - Unknown				
Julian Javier, R OBP: 0.275, SLG: 0.340 (1, 4)	P6		K			FC6-4 1B	E5		1B 1-2		5-3		6 0 2 0 0 1 0					
Curt Flood, R OBP: 0.355, SLG: 0.397 (1, 8)	BB 1B		F7			FC6-4 1B 1-2f	P4		1-3 2-H 1B				6 0 3 1 0 0 2					
Orlando Cepeda, R OBP: 0.334, SLG: 0.420 (1, 3)	BB 1-2 BB				P4	1-3 1B		F7	F8		FC5-4 2B 1B 1-2f		5 1 1 0 1 0 3					
Mike Shannon, R OBP: 0.334, SLG: 0.444 (1, 5)	1-2 2-3 BB				K						1-3 1B 2B		4 0 2 0 2 2 0					
Tim McCarver, L OBP: 0.291, SLG: 0.348 (1, 2)	F8				K						2-H 3-H 1B		6 0 1 1 0 2 7					
Bobby Tolan, L OBP: 0.283, SLG: 0.369 (1, 9)													6 0 1 0 0 1 2					
Dick Schofield, S OBP: 0.319, SLG: 0.415 (1, 6)													5 1 1 0 0 0 1					
Steve Carlton, L OBP: 0.214, SLG: 0.333 (1, 1) Phil Gagliano, R OBP: 0.276, SLG: 0.240 (7, PH) Ron Willis, R (7, 1) Ed Spezio, R OBP: 0.162, SLG: 0.162 (9, PH) Floyd Wicker, L OBP: 0.667, SLG: 0.667 (9, PR) Wayne Granger, R OBP: 0.250, SLG: 0.250 (9, 1)													2 0 0 0 0 1 0 1 1 1 0 0 0 0 0 0 0 0 0 0 0 1 0 1 0 0 0 0 0 1 0 0 0 0 0 1 0 0 0 0 1 0					
Inning Stats	R: 0 H: 1 E: 0 LOB: 3 K: 0 BB: 2 S: 4 P: 12	R: 0 H: 0 E: 0 LOB: 0 K: 1 BB: 0 S: 5 P: 5	R: 0 H: 0 E: 0 LOB: 0 K: 2 BB: 0 S: 7 P: 7	R: 0 H: 0 E: 0 LOB: 0 K: 2 BB: 0 S: 7 P: 7	R: 0 H: 0 E: 0 LOB: 0 K: 1 BB: 0 S: 5 P: 5	R: 0 H: 2 E: 0 LOB: 3 K: 0 BB: 1 S: 5 P: 9	R: 2 H: 2 E: 1 LOB: 1 K: 0 BB: 0 S: 6 P: 6	R: 0 H: 1 E: 0 LOB: 1 K: 0 BB: 0 S: 4 P: 4	R: 1 H: 3 E: 0 LOB: 2 K: 0 BB: 0 S: 6 P: 6	R: 0 H: 1 E: 0 LOB: 1 K: 2 BB: 0 S: 8 P: 8	R: 0 H: 0 E: 0 LOB: 0 K: 2 BB: 0 S: 7 P: 7	R: 1 H: 3 E: 0 LOB: 1 K: 0 BB: 0 S: 5 P: 5	1B: 12 SF: 0 2B: 1 SAC: 0 3B: 0 DP: 0 HR: 0 HBP: 0		WP: 0 PA: 52 PB: 0 SB: 0 CS: 0			
PITCHER	IP WLS BF H R ER SO BB IBB HBP BLK WP HR S P ERA WHIP																	
Mike McCormick, L (1, 1) ERA: 3.85	8.2																	
Bobby Bolin, R (9, 1) ERA: 2.12	0.1	2	1	0	0	0	0	0	0	0	0	0	0	0	2	2	0.00	3.000
Joe Gibbon, L (10, 1) ERA: 1.33	3.0	L	12	4	1	1	4	0	0	0	0	0	0	0	20	20	3.00	1.333



Batter	1	2	3	4	5	6	7	8	9	10	11	12	AB	R	H	RBI	BB	SO	LOB							
Ron Hunt, R OBP: 0.361, SLG: 0.296 (1, 4)	0-3 K		0-0 5-3			0-0 1B SF8 2B		4-0 SH3-4 BB		0-3 K		0-3 K	5	1	1	0	1	3	1							
Jim Davenport, R OBP: 0.265, SLG: 0.222 (1, 5)	0-0 4-3			0-0 5-3		0-0 HR 1B		0-0 SH3-4 1-2		0-0 1-3			4	1	1	0	0	0	0							
Willie McCovey, L OBP: 0.389, SLG: 0.586 (1, 3)	0-0 F5			0-3 K		0-0 SF8		4-0 IBB		0-0 4-3			3	0	0	1	1	1	0							
Willie Mays, R OBP: 0.353, SLG: 0.474 (1, 8)		0-0 P4		0-0 F7		0-0 F9		0-3 K			0-0 1-3		5	0	0	0	0	1	3							
Jim Ray Hart, R OBP: 0.353, SLG: 0.494 (1, 7)		0-0 6-3			0-0 F8	0-0 HR		0-3 K			0-3 K		5	1	1	2	0	2	2							
Dick Dietz, R OBP: 0.339, SLG: 0.430 (1, 2)		4-0 1B BB			0-0 1B 1B	0-0 6-3			0-0 1B				3	0	2	0	1	0	0							
Ty Cline, L OBP: 0.253, SLG: 0.252 (9, PR)													0	0	0	0	0	0	0							
Bob Barton, R OBP: 0.296, SLG: 0.260 (10, 2)													1	0	0	0	0	1	0							
Bobby Bonds, R OBP: 0.341, SLG: 0.400 (1, 9)		0-0 PO 1B			0-3 K		0-3 K		0-3 K			0-0 1-3	5	0	1	0	0	3	2							
Hal Lanier, R OBP: 0.221, SLG: 0.241 (1, 6)		0-0 PO	0-3 K		0-0 1B		0-3 K		0-3 K			0-0 1-6-3 1B	4	0	1	0	0	3	1							
Bob Schroder, L OBP: 1.000, SLG: 1.000 (12, PH)		1-2 PO			1-2 1B								1	0	1	0	0	0	0							
Mike McCormick, L OBP: 0.174, SLG: 0.128 (1, 1)			0-3 K		0-3 K		0-0 3-1		0-0 P6			0-0 1-6-3	3	0	0	0	0	2	2							
Bobby Bolin, R OBP: 0.077, SLG: 0.077 (9, 1)													0	0	0	0	0	0	0							
Dave Marshall, L OBP: 0.359, SLG: 0.330 (9, PH)													1	0	0	0	0	0	1							
Joe Gibbon, R (10, 1)													0	0	0	0	0	0	0							
Jack Hiatt, R OBP: 0.344, SLG: 0.331 (12, PH)												1-2 1B	1	0	0	0	0	0	1							
Inning Stats	R: 0 E: 0 K: 1 S: 5	H: 0 LOB: 0 BB: 0 P: 5	R: 0 E: 0 K: 0 S: 3	H: 1 LOB: 1 BB: 1 P: 7	R: 0 E: 0 K: 2 S: 7	H: 0 LOB: 0 BB: 0 P: 7	R: 0 E: 0 K: 1 S: 5	H: 0 LOB: 0 BB: 0 P: 5	R: 0 E: 0 K: 2 S: 9	H: 2 LOB: 2 BB: 0 P: 9	R: 3 E: 0 K: 0 S: 6	H: 3 LOB: 0 BB: 0 P: 6	R: 0 E: 0 K: 2 S: 7	H: 0 LOB: 0 BB: 0 P: 7	R: 0 E: 0 K: 2 S: 7	H: 1 LOB: 1 BB: 0 P: 8	R: 0 E: 0 K: 1 S: 5	H: 0 LOB: 0 BB: 0 P: 5	R: 0 E: 0 K: 2 S: 7	H: 0 LOB: 0 BB: 0 P: 7	R: 0 E: 0 K: 1 S: 6	H: 1 LOB: 1 BB: 0 P: 6	1B: 6 2B: 1 3B: 0 HR: 1	SF: 1 SAC: 1 DP: 0 HBP: 0	WP: 0 PB: 0 SB: 0 CS: 0	PA: 47
PITCHER	IP	WLS	BF	H	R	ER	SO	BB	IBB	HBP	BLK	WP	HR	S	P	ERA	WHIP									
Steve Carlton, L ERA: 2.67 (1, 1)	6.0		24	6	3	3	6	1	0	0	0	0	1	35	39	4.50	1.167									
Ron Willis, R ERA: 3.21 (7, 1)	2.0		8	0	0	0	4	1	1	0	0	0	0	14	22	0.00	0.500									
Wayne Granger, R ERA: 0.92 (9, 1)	4.0	W	14	2	0	0	6	0	0	0	0	0	0	26	26	0.00	0.500									

BOTTOM

St. Louis Cardinals @ San Francisco Giants
Candlestick Park, San Francisco, CA
 Fri Jul 05 1968, 10:05 PM EDT
 Att: 15,556 - Unknown

livebaseballscorecards.com

AB	41
R	3
H	8
RBI	3
BB	3
SO	16
LOB	13



Batter	1	2	3	4	5	6	7	8	9	AB R H RBI BB SO LOB	TOP
Lou Brock, L (1, 7) OBP: 0.302, SLG: 0.411	0-3 K	4-0 E IBB		X 0-0 FC4 1B		X 0-0 1B 1B		X 0-0 6-3	4 0 2 0 1 1 0		
Curt Flood, R (1, 8) OBP: 0.358, SLG: 0.400	0-0 HR 1B	0-0 E5 1-2 2-3 3-H		X 0-0 FC4 1-2f		X 0-0 1B 1B		X 0-0 S 1B	5 1 3 0 0 0 3		
Johnny Edwards, L (1, 2) OBP: 0.301, SLG: 0.385	0-0 HR 1-H	0-0 F5			X 0-0 S 1B	X 0-0 F9		S 0-3 K 1-2	5 1 2 2 0 1 6		
Orlando Cepeda, R (1, 3) OBP: 0.332, SLG: 0.416	0-0 1B	0-0 F2			X 0-0 P6 1-2		X 0-0 5-3	X 0-0 P5	5 0 1 0 0 0 5		
Bobby Tolan, L (1, 9) OBP: 0.290, SLG: 0.368	0-0 1B		X 0-0 F8		B B B 4-0 FC4-6 BB		X 0-0 F9		3 0 1 0 1 0 0		
Mike Shannon, R (1, 5) OBP: 0.330, SLG: 0.438	0-0 F8		X 0-0 6-3		X 0-0 F5		X 0-0 F8		4 0 0 0 0 0 3		
Julian Javier, R (1, 4) OBP: 0.272, SLG: 0.336		X 0-0 6-3	X 0-0 F8		X 0-0 FC4-6 1-2f		X 0-0 6-3		4 0 0 0 0 0 2		
Dick Schofield, S (1, 6) OBP: 0.301, SLG: 0.391		X 0-0 E4 2B E		S 0-3 K		X 0-0 F8		X 0-0 F7	4 1 0 0 0 1 0		
Bob Gibson, R (1, 1) OBP: 0.226, SLG: 0.188		X 0-0 E 1-3 2B		X 0-0 4-3		S 0-3 K		S 0-3 K	4 0 1 0 0 2 0		
Inning Stats	R: 2 E: 0 K: 1 S: 8 H: 4 LOB: 1 BB: 0 P: 8	R: 1 E: 2 K: 0 S: 6 H: 1 LOB: 3 BB: 1 P: 10	R: 0 E: 0 K: 0 S: 3 H: 0 LOB: 0 BB: 0 P: 3	R: 0 E: 0 K: 1 S: 6 H: 1 LOB: 1 BB: 0 P: 6	R: 0 E: 0 K: 0 S: 4 H: 1 LOB: 2 BB: 1 P: 8	R: 0 E: 0 K: 1 S: 7 H: 2 LOB: 2 BB: 0 P: 7	R: 0 E: 0 K: 0 S: 3 H: 0 LOB: 0 BB: 0 P: 3	R: 0 E: 0 K: 1 S: 5 H: 0 LOB: 0 BB: 0 P: 5	R: 0 E: 0 K: 1 S: 6 H: 1 LOB: 1 BB: 0 P: 6	1B: 8 2B: 1 3B: 0 HR: 1 SF: 0 SAC: 0 DP: 0 HBP: 0	WP: 0 PB: 0 SB: 2 CS: 0 PA: 40
PITCHER Juan Marichal, R (1, 1) ERA: 2.49	IP 9.0 WLS L BF 40 H 10 R 3 ER 2 SO 5 BB 1 IBB 1 HBP 0 BLK 0 WP 0 HR 1 S 48 P 56 ERA 2.00 WHIP 1.222	PITCHER IP WLS BF H R ER SO BB IBB HBP BLK WP HR S P ERA WHIP									

St. Louis Cardinals @ San Francisco Giants
 Candlestick Park, San Francisco, CA
 Sat Jul 06 1968, 6:33 AM EDT
 Att. 28,233 - Unknown

livebaseballscorecards.com

AB 38
 R 3
 H 10
 RBI 2
 BB 2
 SO 5
 LOB 19



Batter	1	2	3	4	5	6	7	8	9	AB R H RBI BB SO LOB
Ron Hunt, R OBP: 0.355, SLG: 0.291 (1, 4)	0-0 F8		0-0 5-3		0-0 FC4-6 BB		0-0 F9		0-0 P6	5 0 0 0 0 0 1
Bob Schroder, L OBP: 0.500, SLG: 0.250 (1, 5) (7, 6)	0-0 6-3		0-0 F7		4-0 BB		0-0 4-3			3 0 0 0 1 0 0
Willie Mays, R OBP: 0.352, SLG: 0.471 (1, 8)	0-0 1B			0-0 F8	0-3 K		0-0 6-3			4 0 1 0 0 1 2
Willie McCovey, L OBP: 0.391, SLG: 0.584 (1, 3)	0-3 K			0-0 1B		0-0 2B		0-0 F3		4 0 2 0 0 1 1
Jim Ray Hart, R OBP: 0.351, SLG: 0.494 (1, 7)		0-3 K		0-3 K		0-0 2B		0-0 6-3		4 0 1 0 0 2 1
Dick Dietz, R OBP: 0.360, SLG: 0.435 (1, 2)		4-0 BB		0-0 FC6-4 1B		4-0 BB		4-0 BB		1 0 1 0 3 0 0
Bobby Bonds, R OBP: 0.313, SLG: 0.364 (1, 9)		0-0 P4		0-0 FC6-4		0-3 K		0-3 K		4 0 0 0 0 2 7
Hal Lanier, R OBP: 0.219, SLG: 0.239 (1, 6)		0-0 6-3			0-0 F8	0-3 K			0-3 K	2 0 0 0 0 0 1
Dave Marshall, L OBP: 0.356, SLG: 0.326 (6, PH)										1 0 0 0 0 1 3
Frank Johnson, R OBP: 0.255, SLG: 0.222 (7, 5)										1 0 0 0 0 1 0
Juan Marichal, R OBP: 0.194, SLG: 0.188 (1, 1)			0-0 P4		0-0 FC4-6 1B		0-3 K		0-0 L8	3 0 1 0 0 1 3
Ty Cline, L OBP: 0.252, SLG: 0.250 (9, PH)										1 0 0 0 0 0 0

Inning Stats	R: 0 E: 0 K: 1 S: 6	H: 1 LOB: 1 BB: 0 P: 6	R: 0 E: 0 K: 1 S: 5	H: 0 LOB: 1 BB: 1 P: 9	R: 0 E: 0 K: 0 S: 3	H: 0 LOB: 0 BB: 0 P: 3	R: 0 E: 0 K: 1 S: 7	H: 2 LOB: 2 BB: 0 P: 7	R: 0 E: 0 K: 1 S: 6	H: 1 LOB: 2 BB: 1 P: 10	R: 0 E: 0 K: 3 S: 11	H: 2 LOB: 3 BB: 1 P: 15	R: 0 E: 0 K: 0 S: 3	H: 0 LOB: 0 BB: 0 P: 3	R: 0 E: 0 K: 1 S: 5	H: 0 LOB: 1 BB: 1 P: 9	R: 0 E: 0 K: 1 S: 5	H: 0 LOB: 0 BB: 0 P: 5	1B: 5 2B: 1 3B: 0 HR: 0	SF: 0 SAC: 0 DP: 0 HBP: 0
--------------	------------------------------	---------------------------------	------------------------------	---------------------------------	------------------------------	---------------------------------	------------------------------	---------------------------------	------------------------------	----------------------------------	-------------------------------	----------------------------------	------------------------------	---------------------------------	------------------------------	---------------------------------	------------------------------	---------------------------------	----------------------------------	------------------------------------

PITCHER	IP	WLS	BF	H	R	ER	SO	BB	IBB	HBP	BLK	WP	HR	S	P	ERA	WHIP	PITCHER	IP	WLS	BF	H	R	ER	SO	BB	IBB	HBP	BLK	WP	HR	S	P	ERA	WHIP		
Bob Gibson, R ERA: 1.06 (1, 1)	9.0	W	37	6	0	0	9	4	0	0	0	0	0	51	67	0.00	1.111																				

BOTTOM

St. Louis Cardinals @ San Francisco Giants
Candlestick Park, San Francisco, CA
 Sat Jul 06 1968, 6:33 AM EDT
 Att. 28,233 - Unknown

livebaseballscorecards.com

AB	33
R	0
H	6
RBI	0
BB	4
SO	9
LOB	19



WP: 0	PA: 37
PB: 0	
SB: 0	
CS: 0	

Batter	1	2	3	4	5	6	7	8	9	AB R H RBI BB SO LOB	TOP
Lou Brock, L (1, 7) OBP: 0.305, SLG: 0.418	0-0 1B		0-0 FC3-6			0-0 1B 3B		0-0 E5 SF8		4 2 2 0 0 0 1	
Curt Flood, R (1, 8) OBP: 0.357, SLG: 0.399	0-0 4-3		0-0 CS	0-0 5-3		0-0 1B		0-0 SF8		3 0 1 2 0 0 1	
Johnny Edwards, L (1, 2) OBP: 0.299, SLG: 0.374	0-0 P4			4-0 BB		0-0 L5		0-0 F8		3 0 0 0 1 0 2	
Orlando Cepeda, R (1, 3) OBP: 0.331, SLG: 0.414	0-0 6-3			0-0 F7		0-0 G5-4-3		0-0 1B		4 0 1 0 0 0 3	
Bobby Tolan, L (1, 9) OBP: 0.289, SLG: 0.364		0-0 1-3		0-0 F4			0-0 FC4 1B	0-0 F2		4 0 1 0 0 0 2	
Mike Shannon, R (1, 5) OBP: 0.326, SLG: 0.432		0-0 5-3			0-0 6-3		0-0 FC4		0-3 K	4 0 0 0 0 1 1	
Julian Javier, R (1, 4) OBP: 0.274, SLG: 0.338		0-0 CS 1B			0-0 6-3		0-0 P6		0-0 1B	4 0 2 0 0 0 1	
Dick Schofield, S (1, 6) OBP: 0.312, SLG: 0.380		0-0 CS	0-0 F3		4-0 BB		4-0 IBB		0-0 F8	2 0 0 0 2 0 1	
Larry Jaster, L (1, 1) OBP: 0.115, SLG: 0.080			0-0 FC3-6 1B		0-0 4-3		0-0 4-3		0-0 P5	3 0 1 0 0 0 3	
Ron Willis, R (7, 1)										1 0 0 0 0 0 1	
Inning Stats	R: 0 H: 1 E: 0 LOB: 1 K: 0 BB: 0 S: 4 P: 4	R: 0 H: 1 E: 0 LOB: 0 K: 0 BB: 0 S: 3 P: 3	R: 0 H: 1 E: 0 LOB: 0 K: 0 BB: 0 S: 3 P: 3	R: 0 H: 0 E: 0 LOB: 1 K: 0 BB: 1 S: 3 P: 7	R: 0 H: 0 E: 0 LOB: 1 K: 0 BB: 1 S: 3 P: 7	R: 1 H: 2 E: 0 LOB: 0 K: 0 BB: 0 S: 4 P: 4	R: 0 H: 1 E: 1 LOB: 2 K: 0 BB: 1 S: 4 P: 8	R: 1 H: 1 E: 1 LOB: 1 K: 0 BB: 0 S: 5 P: 5	R: 0 H: 1 E: 0 LOB: 1 K: 1 BB: 0 S: 6 P: 6	1B: 7 SF: 1 2B: 0 SAC: 0 3B: 1 DP: 1 HR: 0 HBP: 0	WP: 0 PA: 38 PB: 0 SB: 3 CS: 2
PITCHER Gaylord Perry, R (1, 1) ERA: 2.93	IP: 7.0 WLS: L BF: 27 H: 6 R: 1 ER: 1 SO: 0 BB: 2 IBB: 1 HBP: 0 BLK: 0 WP: 0 HR: 0 S: 24 P: 36 ERA: 1.29 WHIP: 1.143										
Joe Gibbon, L (8, 1) ERA: 1.21	IP: 2.0 WLS: L BF: 9 H: 2 R: 1 ER: 0 SO: 1 BB: 0 IBB: 0 HBP: 0 BLK: 0 WP: 0 HR: 0 S: 11 P: 11 ERA: 0.00 WHIP: 1.000										

St. Louis Cardinals @ San Francisco Giants
 Candlestick Park, San Francisco, CA
 Sun Jul 07 1968, 6:33 AM EDT
 Att. 23,993 - Unknown

livebaseballscorecards.com

AB	32
R	2
H	8
RBI	2
BB	3
SO	1
LOB	16



Batter	1	2	3	4	5	6	7	8	9	AB	R	H	RBI	BB	SO	LOB
Ron Hunt, R (1, 4) OBP: 0.354, SLG: 0.290	0-0 F7		0-0 F7			0-0 5-3		0-0 FC5-4 BB		4	0	1	0	0	0	0
Jim Davenport, R (1, 5) OBP: 0.265, SLG: 0.228	0-0 E6		0-0 E9			0-0 F9		0-3 K		4	0	1	0	0	1	1
Willie McCovey, L (1, 3) OBP: 0.389, SLG: 0.577	0-0 F3		0-0 F9			0-0 F3		4-0 FC5-4 BB		3	0	0	0	1	0	2
Willie Mays, R (1, 8) OBP: 0.347, SLG: 0.464	0-0 F7				0-0 P3		0-0 F7	0-0 FC5-4		4	0	0	0	0	0	3
Jim Ray Hart, R (1, 7) OBP: 0.353, SLG: 0.493		4-0 FC6-4 BB			0-0 F7		0-0 BB BB	0-3 K		3	0	1	0	1	1	2
Dick Dietz, R (1, 2) OBP: 0.357, SLG: 0.424					0-3 K		4-0 BB BB		0-0 F9	3	0	0	0	1	1	1
Bobby Bonds, R (1, 9) OBP: 0.308, SLG: 0.340							4-0 BB BB		0-0 E5	3	0	0	0	1	0	1
Hal Lanier, R (1, 6) OBP: 0.217, SLG: 0.237							4-0 BB BB		0-3 K	2	0	0	0	0	0	1
Jack Hiatt, R (7, PH) OBP: 0.343, SLG: 0.329							0-3 K		0-3 K	1	0	0	0	0	1	3
Bob Schroder, L (8, 6) OBP: 0.429, SLG: 0.200							0-3 K		0-0 5-3	1	0	0	0	0	1	1
Gaylord Perry, R (1, 1) OBP: 0.109, SLG: 0.109							0-0 L6		0-0 5-3	2	0	0	0	0	1	0
Ty Cline, L (7, PH) OBP: 0.250, SLG: 0.248										1	0	0	0	0	0	3
Joe Gibbon, R (8, 1) OBP: 0.352, SLG: 0.323										0	0	0	0	0	0	0
Dave Marshall, L (9, PH) OBP: 0.352, SLG: 0.323										1	0	0	0	0	0	1

BOTTOM	
St. Louis Cardinals @ San Francisco Giants Candlestick Park, San Francisco, CA Sun Jul 07 1968, 6:33 AM EDT Att. 23,993 - Unknown	
AB 32	
R 0	
H 3	
RBI 0	
BB 4	
SO 6	
LOB 19	
WP: 0 PA: 36	
PB: 0	
SB: 0	
CS: 0	
1B: 2 SF: 0	
2B: 1 SAC: 0	
3B: 0 DP: 0	
HR: 0 HBP: 0	

Inning Stats		R	H	E	K	S	R	H	E	K	S	R	H	E	K	S	R	H	E	K	S	R	H	E	K	S	R	H	E	K	S	R	H	E	K	S	R	H	E	K	S
PITCHER	IP	WLS	BF	H	R	ER	SO	BB	IBB	HBP	BLK	WP	HR	S	P	ERA	WHIP																								
Larry Jaster, L (1, 1) ERA: 1.86	6.1	W	25	2	0	0	2	3	0	0	0	0	0	0	26	38	0.00	0.789																							
Ron Willis, R (7, 1) ERA: 2.97	2.2	S	11	1	0	0	4	1	0	0	0	0	0	18	22	0.00	0.750																								



Batter	1	2	3	4	5	6	7	8	9	AB R H RBI BB SO LOB	TOP											
Ron Hunt, R OBP: 0.358, SLG: 0.293 (1, 4) X	0-0 F8		4-0 FC5-2 SH FC4-6 BB	0-0 E5		0-0 BB 1B		0-0 FC1-6 G4-6-3		4 1 2 2 1 0 1												
Jesus Alou, R OBP: 0.273, SLG: 0.306 (1, 7) X (6, 9)	0-0 4-3		0-0 SH FC4-6 FC5-2 WP	0-0 L6		4-0 BB 1B		0-0 G4-6-3		3 1 0 0 1 0 2												
Willie Mays, R OBP: 0.346, SLG: 0.465 Jim Davenport, R OBP: 0.263, SLG: 0.226 (1, 8) X (6, 5)	0-0 2B		0-0 FC5-2 FC4-6 1-2 2-3 3-H		0-0 F9	0-3 K			0-0 6-3	4 0 1 0 0 1 5 1 0 0 0 0 0 0												
Willie McCovey, L OBP: 0.383, SLG: 0.566 (1, 3) X	0-0 G3		0-0 FC4-6 WP 1-2f 2-3 3-H		0-0 F8		0-3 K		0-0 E8	5 0 0 1 0 1 3												
Jim Ray Hart, R OBP: 0.357, SLG: 0.493 (1, 5) X (6, 7)		4-0 1B SF9 BB	0-0 5-3		0-0 FC5-4 1B		0-0 2B 1B		0-0 E6	4 2 2 0 1 0 2												
Dick Dietz, R OBP: 0.366, SLG: 0.463 (1, 2) X		0-0 G4-6-3 1B		0-0 HR		0-0 FC5-4 1-2f		0-0 2B	0-3 K	5 1 3 2 0 1 3												
Bobby Bonds, R OBP: 0.281, SLG: 0.314 (1, 9) X (6, 8)		0-0 SF9		0-3 K		0-3 K	0-3 K		0-3 K	4 0 0 1 0 4 3												
Hal Lanier, R OBP: 0.222, SLG: 0.241 (1, 6) X		0-0 G4-6-3		0-0 SH3-4 E 1B		0-0 SH3-4 1B 1B				4 2 2 0 0 1 2												
Gaylord Perry, R OBP: 0.146, SLG: 0.128 (1, 1) X			0-0 SH BB FC5-2 1B		0-0 SH3-4			4-0 FC1-6 BB		1 0 1 0 1 0 0												
Inning Stats	R: 0 E: 0 K: 0 S: 4	H: 1 LOB: 1 BB: 0 P: 4	R: 1 E: 0 K: 0 S: 3	H: 1 LOB: 0 BB: 1 P: 7	R: 2 E: 1 K: 0 S: 5	H: 1 LOB: 1 BB: 1 P: 9	R: 2 E: 1 K: 1 S: 8	H: 3 LOB: 1 BB: 0 P: 8	R: 0 E: 0 K: 0 S: 4	H: 1 LOB: 1 BB: 0 P: 4	R: 1 E: 0 K: 2 S: 9	H: 2 LOB: 2 BB: 1 P: 13	R: 1 E: 0 K: 3 S: 11	H: 2 LOB: 1 BB: 0 P: 11	R: 0 E: 0 K: 0 S: 2	H: 0 LOB: 0 BB: 1 P: 6	R: 0 E: 2 K: 2 S: 9	H: 0 LOB: 2 BB: 0 P: 9	1B: 8 2B: 2 3B: 0 HR: 1	SF: 1 SAC: 3 DP: 2 HBP: 0	WP: 1 PB: 0 SB: 0 CS: 0	PA: 43
PITCHER	IP WLS BF H R ER SO BB IBB HBP BLK WP HR S P ERA WHIP																					
Jim Maloney, R ERA: 3.2 (1, 1)	3.1 L 16 4 4 2 1 2 0 0 0 0 1 1 16 24 5.40 1.800																					
Jay Ritchie, R ERA: 1.2 (4, 1)	1.2 8 3 1 1 0 0 0 0 0 0 0 0 8 8 5.40 1.800																					
Bill Kelso, R ERA: 3.64 (6, 1)	1.1 9 4 2 2 3 1 0 0 0 0 0 0 14 18 13.50 3.750																					
Bob Lee, R ERA: 4.95 (7, 1)	0.2 2 0 0 0 2 0 0 0 0 0 0 0 6 6 0.00 0.000																					
Clay Carroll, R ERA: 3.15 (8, 1)	2.0 8 0 0 0 2 1 0 0 0 0 0 0 11 15 0.00 0.500																					

San Francisco Giants @ Cincinnati Reds
Crosley Field, Cincinnati, OH

AB 35
R 7
H 11
RBI 6
BB 4
SO 8
LOB 21



Thu Jul 11 1968, 7:05 PM EDT
Att: 13,618 - Unknown

livebaseballscorecards.com

Batter	1	2	3	4	5	6	7	8	9	AB	R	H	RBI	BB	SO	LOB
Alex Johnson, R (1, 7) OBP: 0.329, SLG: 0.364	0-0 4-3 ①		0-0 G4-6-3 ②		0-0 L4 ③		0-0 F8 ②			4	0	0	0	0	0	3
Mack Jones, L (1, 8) OBP: 0.337, SLG: 0.349	0-0 4-3 ②		0-0 6-3 ③			0-0 E 1B ①	0-3 K ③			4	1	1	0	0	1	1
Lee May, R (1, 9) OBP: 0.339, SLG: 0.433	0-0 2B			0-0 1B		0-0 F2 ①		0-0 F8 ①		4	0	2	0	0	0	1
Tony Perez, R (1, 5) OBP: 0.319, SLG: 0.380	0-0 3-1 ③			0-0 F8 ①		0-0 E5 1B ①		0-0 F8 ②		4	0	0	0	0	0	3
Johnny Bench, R (1, 2) OBP: 0.297, SLG: 0.408		0-0 L7 ①		0-0 F8 ②		0-0 F8 ②		0-3 K ③		4	0	0	0	0	1	3
Fred Whitfield, L (1, 3) OBP: 0.255, SLG: 0.247		0-0 G3 ②		0-0 4-3 ③		0-0 1B		0-3 K ①		4	0	1	1	0	1	1
Hal McRae, R (1, 4) OBP: 0.500, SLG: 0.500		0-0 1B			0-0 B5-3 1B	0-0 P8 ③		0-0 6-3 ②		4	0	2	0	0	0	2
Woody Woodward, R (1, 6) OBP: 0.288, SLG: 0.247		0-0 5-3 ③			0-0 B5-3 ①		0-0 1B	0-0 F4 ③		4	0	1	0	0	0	2
Jim Maloney, L (1, 1) OBP: 0.317, SLG: 0.400			0-0 G4-6-3 ①		0-0 P4 ②		0-3 K ①			1	0	1	0	0	0	0
Jay Ritchie, R (4, 1)										0	0	0	0	0	0	0
Giraldo Ruiz, S (5, PH) OBP: 0.321, SLG: 0.308										0	0	0	0	0	0	1
Bill Kelso, R (6, 1)										0	0	0	0	0	0	0
Bob Lee, R (7, 1)										0	0	0	0	0	0	0
Jimmie Schaffer, R (7, PH) OBP: 0.167, SLG: 0.167										1	0	0	0	0	1	1
Clay Carroll, R (8, 1)										0	0	0	0	0	0	0

BOTTOM

San Francisco Giants @ Cincinnati Reds
Crosley Field, Cincinnati, OH
Thu Jul 11 1968, 7:05 PM EDT
Att. 13,618 - Unknown

livebaseballscorecards.com

AB	35
R	1
H	8
RBI	1
BB	0
SO	4
LOB	18



Inning Stats	R: 0	H: 1	E: 0	LOB: 1	K: 0	BB: 0	S: 4	P: 4	R: 0	H: 1	E: 0	LOB: 1	K: 0	BB: 0	S: 3	P: 3	R: 0	H: 1	E: 0	LOB: 1	K: 0	BB: 0	S: 4	P: 4	R: 0	H: 1	E: 0	LOB: 1	K: 0	BB: 0	S: 4	P: 4	R: 1	H: 2	E: 1	LOB: 2	K: 0	BB: 0	S: 6	P: 6	R: 0	H: 1	E: 0	LOB: 1	K: 2	BB: 0	S: 8	P: 8	R: 0	H: 0	E: 0	LOB: 0	K: 1	BB: 0	S: 5	P: 5	R: 0	H: 0	E: 0	LOB: 0	K: 1	BB: 0	S: 5	P: 5	R: 0	H: 0	E: 0	LOB: 0	K: 1	BB: 0	S: 5	P: 5	1B: 7	SF: 0	2B: 1	SAC: 0	3B: 0	DP: 1	HR: 0	HBP: 0	WP: 0	PA: 35	PB: 0	SB: 0	CS: 0	ERA	WHIP
PITCHER Gaylord Perry, R (1, 1) ERA: 2.74	IP	WLS	BF	H	R	ER	SO	BB	IBB	HBP	BLK	WP	HR	S	P	ERA	WHIP	IP	WLS	BF	H	R	ER	SO	BB	IBB	HBP	BLK	WP	HR	S	P	ERA	WHIP	IP	WLS	BF	H	R	ER	SO	BB	IBB	HBP	BLK	WP	HR	S	P	ERA	WHIP																																				

Batter	1	2	3	4	5	6	7	8	9	AB	R	H	RBI	BB	SO	LOB	TOP								
Ron Hunt, R (1, 4) OBP: 0.355, SLG: 0.292 Bob Schroder, L (8, 4) OBP: 0.500, SLG: 0.333	0-0 6-3		0-0 1B	0-0 G6-4-3		0-0 6-3		0-0 P4	0-0 1B	5	0	1	0	0	0	3									
Ty Cline, L (1, 7) OBP: 0.247, SLG: 0.245	0-0 L7		0-0 F6		0-0 1B HR 1B		0-0 L6 HR	0-0 L7	0-0 L7	6	2	1	0	0	0	3									
Willie Mays, R (1, 8) OBP: 0.347, SLG: 0.472	4-0 WP BB		0-0 P4		0-3 K		0-0 1-H HR	0-0 L7		4	1	1	2	1	1	2									
Willie McCovey, L (1, 3) OBP: 0.385, SLG: 0.579 Bobby Bonds, R (5, 9) OBP: 0.288, SLG: 0.308	0-0 F8			0-0 HR	0-0 1-3 HR 1B		0-3 K		4-0 HR BB	3	2	2	1	0	0	1									
Jim Ray Hart, R (1, 5) OBP: 0.364, SLG: 0.523		0-0 5-3		0-0 2B 2B	0-0 1-H HR		0-0 2B 1B		0-0 1-H HR	5	4	4	5	0	0	0									
Dick Dietz, R (1, 2) OBP: 0.370, SLG: 0.460 Frank Johnson, R (7, PR) OBP: 0.255, SLG: 0.222 Bob Barton, R (7, 2) OBP: 0.309, SLG: 0.260		0-0 6-3		4-0 2B BB	0-3 K		0-0 2B 1B		4-0 E 1-3 1B BB	3	0	1	0	1	1	0									
Jesus Alou, R (1, 9) OBP: 0.281, SLG: 0.323		0-0 1B		0-0 1-3 2-H 2B	0-0 5-3		0-0 1-3 2-H 2B		0-0 1-3	5	0	3	2	0	0	1									
Hal Lanier, R (1, 6) OBP: 0.217, SLG: 0.236		0-0 F8		0-0 P4		0-0 1-3	0-3 K		0-0 1-3	5	0	0	0	0	1	7									
Ray Sadecki, L (1, 1) OBP: 0.151, SLG: 0.140 Bobby Bolin, R (3, 1) OBP: 0.125, SLG: 0.067 Frank Linzy, R (8, 1)			0-0 1-3	4-0 G6-4-3 BB		0-3 K	0-3 K		0-0 E4 1B	1	0	0	0	0	0	0									
Inning Stats	R: 0 E: 0 K: 0 S: 3	H: 0 LOB: 1 BB: 1 P: 7	R: 0 E: 0 K: 0 S: 4	H: 1 LOB: 1 BB: 0 P: 4	R: 0 E: 0 K: 0 S: 4	H: 1 LOB: 1 BB: 0 P: 4	R: 2 E: 0 K: 0 S: 5	H: 3 LOB: 2 BB: 2 P: 13	R: 3 E: 0 K: 2 S: 10	H: 3 LOB: 0 BB: 0 P: 10	R: 0 E: 0 K: 1 S: 5	H: 0 LOB: 0 BB: 0 P: 5	R: 3 E: 1 K: 3 S: 14	H: 4 LOB: 3 BB: 0 P: 14	R: 0 E: 0 K: 0 S: 3	H: 0 LOB: 0 BB: 0 P: 3	R: 3 E: 1 K: 0 S: 6	H: 2 LOB: 2 BB: 2 P: 14	1B: 7 2B: 3 3B: 0 HR: 4	SF: 0 SAC: 0 DP: 1 HBP: 0	WP: 1 PB: 0 SB: 0 CS: 0	PA: 47			
PITCHER	IP	WLS	BF	H	R	ER	SO	BB	IBB	HBP	BLK	WP	HR	S	P	ERA	WHIP								
Gary Nolan, R (1, 1) ERA: 2.05	3.0		16	5	2	2	0	2	0	0	0	1	1	14	22	6.00	2.333								
Bob Lee, R (4, 1) ERA: 4.84	1.0		3	0	0	0	0	1	0	0	0	0	0	2	6	0.00	1.000								
Clay Carroll, R (5, 1) ERA: 3.59	2.0	L	9	3	3	3	3	0	0	0	0	0	1	15	15	13.50	1.500								
Bill Kelso, R (7, 1) ERA: 3.99	0.1		5	3	3	2	1	0	0	0	0	0	1	7	7	54.00	9.000								
Jay Ritchie, R (7, 1) ERA: 1.08	1.2		6	1	0	0	2	0	0	0	0	0	0	10	10	0.00	0.600								
PITCHER	IP	WLS	BF	H	R	ER	SO	BB	IBB	HBP	BLK	WP	HR	S	P	ERA	WHIP								
Ted Abernathy, R (9, 1) ERA: 0.85	1.0		8	2	3	2	0	2	0	0	0	0	1	6	14	18.00	4.000								

San Francisco Giants @ Cincinnati Reds
Crosley Field, Cincinnati, OH

Fri Jul 12 1968, 7:05 PM EDT
Att: 17,972 - Unknown

AB	42
R	11
H	14
RBI	11
BB	5
SO	6
LOB	21



BOTTOM

San Francisco Giants @ Cincinnati Reds

Crosley Field, Cincinnati, OH

Fri Jul 12 1968, 7:05 PM EDT

Att. 17,972 - Unknown

livebaseballscorecards.com

AB	34
R	4
H	12
RBI	4
BB	5
SO	4
LOB	16



WP	2	PA	39
PB	0		
SB	0		
CS	1		

AB R H RBI BB SO LOB

5	1	3	0	0	0	0
2	1	0	0	3	0	0
5	0	3	1	0	1	1
3	0	0	1	1	1	2
4	1	1	1	0	0	5
3	1	1	0	1	0	1
4	0	2	0	0	0	2
4	0	1	0	0	2	3
0	0	0	0	0	0	0
1	0	0	0	0	0	1
0	0	0	0	0	0	0
1	0	1	0	0	0	0
0	0	0	0	0	0	0
0	0	0	0	0	0	0
0	0	0	0	0	0	0
0	0	0	0	0	0	0
1	0	0	0	0	0	0

Batter	1	2	3	4	5	6	7	8	9
Alex Johnson, R OBP: 0.332, SLG: 0.371 (1, 7)	0-0 5-3 1B		0-0 1B 2B	0-0 2-H 1B		0-0 2-H 1B			0-0 L1-3
Mack Jones, L OBP: 0.349, SLG: 0.341 (1, 8)	4-0 2B BB		4-0 1B FC4-6 BB		0-0 L4-3		0-0 F5		4-0 BB
Lee May, R OBP: 0.343, SLG: 0.443 (1, 3)	0-0 G5-3 1-3 2B		0-0 1-3 2-H FC4-6 1B		0-0 WP 2B		0-0 F7		0-3 K
Tony Perez, R OBP: 0.318, SLG: 0.377 (1, 5)	4-0 IBB		0-0 FC4-6 1-2f 3-H		0-3 K 2-3		0-0 F8		
Johnny Bench, R OBP: 0.296, SLG: 0.416 (1, 2)	0-0 G5-3 2-3f		0-0 F8		0-0 F7			0-0 HR	
Vada Pinson, L OBP: 0.316, SLG: 0.385 (1, 9)		4-0 L4-6 WP BB	0-0 4-3		0-0 L3 1B L1-3		0-0 L6-4-3 1B		
Hal McRae, R OBP: 0.500, SLG: 0.500 (1, 4)		0-0 L4-6 1-3		0-0 CS 1B		0-0 L1-3 1B 1B		0-0 L6-4-3 1-2	
Woody Woodward, R OBP: 0.286, SLG: 0.247 (1, 6)		0-0 FC5-4 1B		0-3 K 1-2		0-0 F9		0-3 K	
Ted Abernathy, R (9, 1)		0-0 FC5-4 1-2f		0-0 1B 2B		0-0 L1-3 1-2 3-H			0-0 L6-3

Inning Stats	R: 0	H: 1	E: 0	LOB: 2	K: 0	S: 3	P: 11	R: 0	H: 1	E: 0	LOB: 1	K: 0	S: 3	P: 7	R: 2	H: 2	E: 0	LOB: 1	K: 0	S: 5	P: 9	R: 0	H: 3	E: 0	LOB: 2	K: 1	S: 6	P: 6	R: 0	H: 1	E: 0	LOB: 1	K: 1	S: 6	P: 6	R: 1	H: 2	E: 1	LOB: 2	K: 0	S: 5	P: 5	R: 0	H: 0	E: 0	LOB: 0	K: 0	S: 3	P: 3	R: 1	H: 2	E: 0	LOB: 0	K: 1	S: 6	P: 6	R: 0	H: 0	E: 0	LOB: 1	K: 1	S: 5	P: 9
--------------	------	------	------	--------	------	------	-------	------	------	------	--------	------	------	------	------	------	------	--------	------	------	------	------	------	------	--------	------	------	------	------	------	------	--------	------	------	------	------	------	------	--------	------	------	------	------	------	------	--------	------	------	------	------	------	------	--------	------	------	------	------	------	------	--------	------	------	------

PITCHER	IP	WLS	BF	H	R	ER	SO	BB	IBB	HBP	BLK	WP	HR	S	P	ERA	WHIP
Ray Sadecki, L ERA: 2.78 (1, 1)	2.0		12	4	2	2	0	3	1	0	0	1	0	8	24	9.00	3.500
Bobby Bolin, R ERA: 2.09 (3, 1)	5.0	W	21	8	2	1	2	0	0	0	0	1	1	25	25	1.80	1.600
Frank Linzy, R ERA: 2.11 (8, 1)	2.0	S	6	0	0	0	2	1	0	0	0	0	0	9	13	0.00	0.500

1B	7	SF	0
2B	6	SAC	0
3B	0	DP	4
HR	1	HBP	0

WP	2	PA	39
PB	0		
SB	0		
CS	1		

Batter	1	2	3	4	5	6	7	8	9	AB R H RBI BB SO LOB	TOP											
Ron Hunt, R (1, 4) OBP: 0.359, SLG: 0.296 Bob Schroder, L (9, 4) OBP: 0.500, SLG: 0.333	1-0 G3-6-1 HBP		0-0 5-3		4-0 1B HR BB		0-0 2B	0-0 P5		3 1 1 0 1 0 1 0 0 0 0 0 0 0												
Ty Cline, L (1, 8) OBP: 0.252, SLG: 0.250 (8, 3)	0-3 K			0-0 L6-3	0-0 1B HR		0-0 L7		0-0 2B 1B	5 2 2 0 0 1 2												
Willie McCovey, L (1, 3) OBP: 0.387, SLG: 0.588 Bobby Bonds, R (8, 8) OBP: 0.300, SLG: 0.308	0-0 G3-6-1 1-2f			0-0 P6	0-0 1B HR		4-0 IBB		4-0 2B BB	3 1 1 3 1 0 1 0 1 0 0 1 0 0												
Jim Ray Hart, R (1, 5) OBP: 0.365, SLG: 0.535		0-0 F7		0-0 HR	0-0 6-3		0-3 K		0-0 SF7 2B	5 2 2 3 0 1 2												
Jesus Alou, R (1, 9) OBP: 0.274, SLG: 0.315 (2, 7)			0-0 P4		0-0 E4 1B		0-0 5-3		0-0 F5	5 0 0 0 0 0 3												
Dave Marshall, L (1, 7) OBP: 0.373, SLG: 0.344 (2, 9)		4-0 BB		0-0 1B		0-0 F9 BB 1B		0-0 2B 1B	0-0 SF7	3 1 3 1 1 0 0												
Jack Hiatt, R (1, 2) OBP: 0.349, SLG: 0.346		0-0 F9		0-0 F2		4-0 BB 1B		0-0 SH1-3 1-H 2B	0-0 2B	4 0 2 1 1 0 3												
Hal Lanier, R (1, 6) OBP: 0.214, SLG: 0.232			0-0 6-3		0-0 F3		0-0 F9		0-0 SH1-3 2-3	4 0 0 0 0 1 3												
Juan Marichal, R (1, 1) OBP: 0.184, SLG: 0.178			0-0 6-3		0-0 6-3		0-0 6-3		0-0 5-3	4 0 0 0 0 0 3												
Inning Stats	R: 0 E: 0 K: 1 S: 4	H: 0 LOB: 0 BB: 0 P: 5	R: 0 E: 0 K: 0 S: 3	H: 0 LOB: 1 BB: 1 P: 7	R: 0 E: 0 K: 0 S: 3	H: 0 LOB: 0 BB: 0 P: 3	R: 1 E: 1 K: 0 S: 6	H: 2 LOB: 2 BB: 0 P: 6	R: 3 E: 0 K: 0 S: 5	H: 2 LOB: 0 BB: 1 P: 9	R: 0 E: 0 K: 0 S: 4	H: 1 LOB: 2 BB: 1 P: 8	R: 0 E: 0 K: 1 S: 6	H: 1 LOB: 2 BB: 1 P: 10	R: 1 E: 0 K: 0 S: 5	H: 2 LOB: 1 BB: 0 P: 5	R: 3 E: 0 K: 1 S: 8	H: 3 LOB: 1 BB: 1 P: 12	1B: 5 2B: 4 3B: 0 HR: 2	SF: 1 SAC: 1 DP: 1 HBP: 1	WP: 0 PB: 0 SB: 0 CS: 0	PA: 44
PITCHER	IP WLS BF H R ER SO BB IBB HBP BLK WP HR S P ERA WHIP																					
George Culver, R (1, 1) ERA: 3.14	5.1 L 25 5 4 4 1 3 0 1 0 0 0 2 23 36 6.75 1.500																					
Bob Lee, R (6, 1) ERA: 4.76	0.2 2 0 0 0 0 0 0 0 0 0 0 0 2 2 0.00 0.000																					
Clay Carroll, R (7, 1) ERA: 3.62	2.0 10 3 1 1 1 0 1 0 0 0 0 0 11 15 4.50 1.500																					
Jay Ritchie, R (9, 1) ERA: 2.7	0.0 3 2 3 3 0 1 0 0 0 0 0 0 2 6 ∞ ∞																					
Bill Kelso, R (9, 1) ERA: 3.91	1.0 4 1 0 0 0 1 0 0 0 0 0 0 6 6 0.00 1.000																					

San Francisco Giants @ Cincinnati Reds
Crosley Field, Cincinnati, OH
Sat Jul 13 1968, 3:33 AM EDT
Att. 24,296 - Unknown

AB	36
R	8
H	11
RBI	8
BB	5
SO	3
LOB	18



Batter	1	2	3	4	5	6	7	8	9
Alex Johnson, R (1, 7) OBP: 0.334, SLG: 0.372	0-0 4-3			0-0 BLK 1B		0-0 FC4-6 1B		0-0 L6-3	
Mack Jones, L (1, 8) OBP: 0.345, SLG: 0.371	0-0 P6			0-0 F7		0-0 FC4-6 1-2f			0-0 HR
Lee May, R (1, 3) OBP: 0.339, SLG: 0.436	0-0 6-3			0-0 F7		0-3 K		0-0 L6-3	0-0 L6-3
Tony Perez, R (1, 5) OBP: 0.318, SLG: 0.375		0-0 P6		0-3 K 1-2			0-0 1-3 1B		0-0 F8
Vada Pinson, L (1, 9) OBP: 0.313, SLG: 0.380		0-0 2-3			0-0 1-6-3		0-0 L8		0-0 F2
Johnny Bench, R (1, 2) OBP: 0.293, SLG: 0.412			0-3 K		0-0 1-3		0-0 1-3 1-2		
Hal McRae, R (1, 4) OBP: 0.455, SLG: 0.455				0-0 4-3		0-0 1B	0-3 K		
Leo Cardenas, R (1, 6) OBP: 0.251, SLG: 0.224				0-0 6-3		0-0 F9		0-0 F9	
George Culver, R (1, 1) OBP: 0.056, SLG: 0.083 Bob Lee, R (6, 1) Giraldo Ruiz, S (6, PH) Clay Carroll, R (7, 1) Jim Beauchamp, R (8, PH) Jay Ritchie, R (9, 1) Bill Kelso, R (9, 1)				0-0 F3		0-3 K		0-0 L6-3	

AB	R	H	RBI	BB	SO	LOB
4	0	2	0	0	0	0
4	1	1	1	0	0	2
4	0	0	0	0	1	2
4	0	1	0	0	1	1
4	0	0	0	0	0	1
3	0	0	0	0	1	1
3	0	1	0	0	1	1
3	0	0	0	0	0	1
1	0	0	0	0	0	0
0	0	0	0	0	0	0
1	0	0	0	0	1	0
0	0	0	0	0	0	0
0	0	0	0	0	0	0
0	0	0	0	0	0	0
0	0	0	0	0	0	0

BOTTOM

San Francisco Giants @ Cincinnati Reds
Crosley Field, Cincinnati, OH
Sat Jul 13 1968, 3:33 AM EDT
Att. 24,296 - Unknown

livebaseballscorecards.com

AB	32
R	1
H	5
RBI	1
BB	0
SO	5
LOB	9



Inning Stats	R: 0	H: 0	E: 0	LOB: 0	K: 0	BB: 0	S: 3	P: 3	R: 0	H: 0	E: 0	LOB: 0	K: 0	BB: 0	S: 3	P: 3	R: 0	H: 1	E: 0	LOB: 1	K: 1	BB: 0	S: 6	P: 6	R: 0	H: 1	E: 0	LOB: 1	K: 0	BB: 0	S: 4	P: 4	R: 0	H: 1	E: 0	LOB: 1	K: 2	BB: 0	S: 8	P: 8	R: 0	H: 1	E: 0	LOB: 1	K: 1	BB: 0	S: 6	P: 6	R: 0	H: 0	E: 0	LOB: 0	K: 0	BB: 0	S: 3	P: 3	R: 1	H: 1	E: 0	LOB: 0	K: 0	BB: 0	S: 4	P: 4	1B: 4	SF: 0	2B: 0	SAC: 0	3B: 0	DP: 0	HR: 1	HBP: 0	WP: 0	PA: 32	PB: 0	SB: 0	CS: 0
PITCHER Juan Marichal, R (1, 1) ERA: 2.42	IP	WLS	BF	H	R	ER	SO	BB	IBB	HBP	BLK	WP	HR	S	P	ERA	WHIP																			PITCHER	IP	WLS	BF	H	R	ER	SO	BB	IBB	HBP	BLK	WP	HR	S	P	ERA	WHIP																								

Batter	1	2	3	4	5	6	7	8	9	AB R H RBI BB SO LOB	TOP											
Ron Hunt, R (1, 4) OBP: 0.356, SLG: 0.293 Bob Schroder, L (6, 4) OBP: 0.500, SLG: 0.625	0-0 5-3		0-0 F3			0-0 F9		0-0 L4-3 3B	0-0 FC6-4	3 0 0 0 0 0 0 2 1 1 0 0 0 2												
Ty Cline, L (1, 8) OBP: 0.251, SLG: 0.250 (6, 3)	0-0 L6-3			0-0 1B		0-0 L3		0-0 L4-3		4 0 1 1 0 0 0												
Willie McCovey, L (1, 3) OBP: 0.386, SLG: 0.585 Bobby Bonds, R (6, PR) OBP: 0.295, SLG: 0.302 (6, 8)	0-3 K			0-0 F5		0-0 1B 1B		0-0 5-3		3 0 1 0 0 1 1 1 0 0 0 0 0 0												
Jim Ray Hart, R (1, 5) OBP: 0.363, SLG: 0.531		0-3 K		0-0 F8		0-0 1B		0-0 F8		4 0 1 0 0 1 1												
Jesus Alou, R (1, 7) OBP: 0.278, SLG: 0.319		0-0 FC3-6 1B		0-0 1-3		0-0 4-3			0-0 1B 1B	4 1 2 0 0 0 3												
Dave Marshall, L (1, 9) OBP: 0.368, SLG: 0.340		0-0 FC3-6 1-2f			0-0 G5-4-3 1B		0-0 F9		0-0 F7	4 0 1 0 0 0 2												
Jack Hiatt, R (1, 2) OBP: 0.342, SLG: 0.338		0-3 K			0-0 G5-4-3 1-2f		0-0 5-3		0-3 K	4 0 0 0 0 2 3												
Hal Lanier, R (1, 6) OBP: 0.219, SLG: 0.239 Willie Mays, R (9, PH) OBP: 0.349, SLG: 0.474			0-0 5-3		0-0 2B		4-0 FC5-4 BB		0-0 1B 1-2 1B	2 0 1 0 1 0 0 1 0 1 0 0 0 0												
Mike McCormick, L (1, 1) OBP: 0.170, SLG: 0.125 Bobby Bolin, R (3, 1) OBP: 0.125, SLG: 0.067 Frank Johnson, R (5, PH) OBP: 0.294, SLG: 0.220 Ron Herbel, R (5, 1) Jim Davenport, R (7, PH) OBP: 0.282, SLG: 0.225 Joe Gibbon, R (7, 1) Dick Dietz, R (9, PH) OBP: 0.374, SLG: 0.465 Ray Sadecki, L (9, PR) OBP: 0.151, SLG: 0.140			0-0 4-3		0-0 1-4-3		0-0 FC5-4 1-2f		0-0 FC6-4 1B	1 0 0 0 0 0 0 0 0 0 0 0 0 0 1 0 0 0 0 0 1 0 0 0 0 0 0 0 1 0 0 0 0 0 1 0 0 0 0 0 0 0 1 0 1 1 0 0 0 0 0 0 0 0 0 0												
Inning Stats	R: 0 E: 0 K: 1 S: 5	H: 0 LOB: 0 BB: 0 P: 5	R: 0 E: 0 K: 2 S: 8	H: 1 LOB: 1 BB: 0 P: 8	R: 0 E: 0 K: 0 S: 3	H: 0 LOB: 0 BB: 0 P: 3	R: 0 E: 0 K: 0 S: 4	H: 1 LOB: 1 BB: 0 P: 4	R: 0 E: 0 K: 0 S: 4	H: 2 LOB: 1 BB: 0 P: 4	R: 0 E: 0 K: 0 S: 5	H: 2 LOB: 2 BB: 0 P: 5	R: 0 E: 0 K: 0 S: 3	H: 0 LOB: 1 BB: 1 P: 7	R: 1 E: 0 K: 0 S: 4	H: 1 LOB: 0 BB: 0 P: 4	R: 1 E: 0 K: 1 S: 8	H: 3 LOB: 2 BB: 0 P: 8	1B: 8 2B: 1 3B: 1 HR: 0	SF: 0 SAC: 0 DP: 1 HBP: 0	WP: 0 PB: 0 SB: 0 CS: 0	PA: 37
PITCHER	IP WLS BF H R ER SO BB IBB HBP BLK WP HR S P ERA WHIP																					
Ron Reed, R (1, 1) ERA: 3.12	8.2 W 35 9 2 2 4 1 0 0 0 0 0 0 42 46 2.08 1.154																					
Cecil Upshaw, R (9, 1) ERA: 2.27	0.1 S 2 1 0 0 0 0 0 0 0 0 0 0 2 2 0.00 3.000																					

San Francisco Giants @ Atlanta Braves
Atlanta Stadium, Atlanta, GA
Sun Jul 14 1968, 3:33 AM EDT
Att. 34,283 - Unknown

livebaseballscorecards.com

AB	36
R	2
H	10
RBI	2
BB	1
SO	4
LOB	14



Batter	1	2	3	4	5	6	7	8	9	AB	R	H	RBI	BB	SO	LOB
Felipe Alou, R OBP: 0.349, SLG: 0.419 (1, 8)	0-0 E5 G5-3 S		0-0 1B HR	0-0 F4			0-0 L6-3			4	1	1	0	0	0	2
Felix Millan, R OBP: 0.336, SLG: 0.367 (1, 4)	0-0 G5-3 1-2 1B		0-0 1-3 HR 1B	0-0 F7			0-0 L5-3			4	1	2	0	0	0	2
Hank Aaron, R OBP: 0.321, SLG: 0.489 (1, 9)	0-0 G5-3 1-2 2-3f		0-0 1-H 3-H HR	0-0 FC4-6 1-2f			0-0 1B			4	1	2	3	0	0	4
Joe Torre, R OBP: 0.355, SLG: 0.424 (1, 2)	0-0 4-3		0-0 1B 1B		0-0 G4-3 1B		0-0 L5-3			4	0	2	0	0	0	2
Tommie Aaron, R OBP: 0.323, SLG: 0.317 (1, 7)		0-0 F9	0-0 1-2 1B		0-0 G4-3 1-2f		0-3 K			4	0	1	0	0	1	1
Deron Johnson, R OBP: 0.284, SLG: 0.294 (1, 3)		0-0 F4	0-0 F2		0-0 6-3		0-0 2B			4	0	1	0	0	0	2
Sonny Jackson, L OBP: 0.297, SLG: 0.280 (1, 6)		0-0 1-6-3		0-0 E9 1B 2B		0-0 L3		0-0 F8		4	1	1	0	0	0	1
Marty Martinez, S OBP: 0.298, SLG: 0.254 (1, 5)			0-0 5-3	0-0 1B 1B		0-0 L3-1		4-0 IBB		3	0	1	1	1	0	0
Ron Reed, R OBP: 0.195, SLG: 0.154 (1, 1)			0-0 5-3	0-0 FC4-6 1-2 1B		0-0 F3		0-0 L4-3		4	0	1	0	0	0	2
Cecil Upshaw, R OBP: 0.273, SLG: 0.200 (9, 1)										0	0	0	0	0	0	0

Inning Stats	R: 0	H: 1	E: 1	K: 0	S: 4	LOB: 1	BB: 0	P: 4	R: 0	H: 0	E: 0	K: 0	S: 3	LOB: 0	BB: 0	P: 3	R: 3	H: 5	E: 0	K: 0	S: 8	LOB: 2	BB: 0	P: 8	R: 1	H: 3	E: 1	K: 0	S: 6	LOB: 2	BB: 0	P: 6	R: 0	H: 1	E: 0	K: 0	S: 3	LOB: 0	BB: 0	P: 3	R: 0	H: 0	E: 0	K: 0	S: 3	LOB: 0	BB: 0	P: 3	R: 0	H: 1	E: 0	K: 0	S: 4	LOB: 1	BB: 0	P: 4	R: 0	H: 1	E: 0	K: 1	S: 6	LOB: 2	BB: 1	P: 10
--------------	------	------	------	------	------	--------	-------	------	------	------	------	------	------	--------	-------	------	------	------	------	------	------	--------	-------	------	------	------	------	------	------	--------	-------	------	------	------	------	------	------	--------	-------	------	------	------	------	------	------	--------	-------	------	------	------	------	------	------	--------	-------	------	------	------	------	------	------	--------	-------	-------

PITCHER	IP	WLS	BF	H	R	ER	SO	BB	IBB	HBP	BLK	WP	HR	S	P	ERA	WHIP
Mike McCormick, L ERA: 3.97 (1, 1)	2.2	L	14	6	3	3	0	0	0	0	0	0	1	14	14	10.12	2.250
Bobby Bolin, R ERA: 2.2 (3, 1)	1.1		7	3	1	1	0	0	0	0	0	0	0	7	7	6.75	2.250
Ron Herbel, R ERA: 2.28 (5, 1)	2.0		6	1	0	0	0	0	0	0	0	0	0	6	6	0.00	0.500
Joe Gibbon, L ERA: 1.11 (7, 1)	2.0		9	2	0	0	1	0	1	0	0	0	0	10	14	0.00	1.000

BOTTOM

San Francisco Giants @ Atlanta Braves
Atlanta Stadium, Atlanta, GA

Sun Jul 14 1968, 3:33 AM EDT
Att. 34,283 - Unknown

AB	35
R	4
H	12
RBI	4
BB	1
SO	1
LOB	16

WP: 0 PA: 36
PB: 0
SB: 1
CS: 0



PITCHER	IP	WLS	BF	H	R	ER	SO	BB	IBB	HBP	BLK	WP	HR	S	P	ERA	WHIP
---------	----	-----	----	---	---	----	----	----	-----	-----	-----	----	----	---	---	-----	------

Batter	1	2	3	4	5	6	7	8	9	AB R H RBI BB SO LOB	TOP
Ron Hunt, R OBP: 0.354, SLG: 0.292 (1, 4) X	0-0 5-3	0-0 FC6-4			0-0 K 1B			0-0 5-3		4 0 1 0 0 0 2	San Francisco Giants @ Atlanta Braves Atlanta Stadium, Atlanta, GA Mon Jul 15 1968, 7:05 PM EDT Att. 20,110 - Unknown
Jesus Alou, R OBP: 0.282, SLG: 0.336 (1, 7) X	0-0 2B		0-0 SF8 3B		0-3 K 1-2			0-0 4-3		4 1 2 0 0 1 1	
Willie Mays, R OBP: 0.345, SLG: 0.469 (1, 8) X	0-0 6-3		0-0 SF8		0-0 F6			0-0 6-3		3 0 0 1 0 0 1	
Willie McCovey, L OBP: 0.381, SLG: 0.576 (1, 3) X	0-0 F5		0-0 F7		0-0 F8			0-0 F7		4 0 0 0 0 0 1	
Jim Ray Hart, R OBP: 0.359, SLG: 0.524 (1, 5) X		0-3 K F8 1B 1B	0-3 K2-3		0-0 6-3			0-0 1-3		4 1 0 0 0 2 0	
Dave Marshall, L OBP: 0.381, SLG: 0.385 (1, 9) X		0-0 FC1-6 1-2 1B		0-0 3B				0-0 2B		4 0 3 0 0 0 0	
Jack Hiatt, R OBP: 0.335, SLG: 0.329 (1, 2) X		0-0 F8 2-3		0-3 K				0-0 K		4 0 0 0 0 2 4	
Hal Lanier, R OBP: 0.220, SLG: 0.240 (1, 6) X		0-0 FC1-6 1-2 1B		0-0 F2				0-0 5-3		3 0 1 1 0 0 1	
Gaylord Perry, R OBP: 0.137, SLG: 0.120 (1, 1) X		0-0 FC1-6 FC6-4 1-2 2-3		0-0 F6				0-0 G3		3 0 0 0 0 0 3	
Inning Stats	R: 0 E: 0 K: 0 S: 4 H: 1 LOB: 1 BB: 0 P: 4	R: 1 E: 0 K: 1 S: 8 H: 2 LOB: 2 BB: 0 P: 8	R: 1 E: 0 K: 1 S: 6 H: 1 LOB: 0 BB: 0 P: 6	R: 0 E: 0 K: 1 S: 6 H: 1 LOB: 1 BB: 0 P: 6	R: 0 E: 0 K: 1 S: 5 H: 1 LOB: 0 BB: 0 P: 5	R: 0 E: 0 K: 0 S: 3 H: 0 LOB: 0 BB: 0 P: 3	R: 0 E: 0 K: 0 S: 3 H: 0 LOB: 0 BB: 0 P: 3	R: 0 E: 0 K: 1 S: 6 H: 0 LOB: 1 BB: 0 P: 6	R: 0 E: 0 K: 1 S: 6 H: 1 LOB: 1 BB: 0 P: 6	1B: 3 2B: 2 3B: 2 HR: 0 SF: 1 SAC: 0 DP: 0 HBP: 0	WP: 0 PB: 1 SB: 0 CS: 0 PA: 34
PITCHER Phil Niekro, R (1, 1) ERA: 3.01	IP: 9.0 WLS: W BF: 34 H: 7 R: 2 ER: 1 SO: 5 BB: 0 IBB: 0 HBP: 0 BLK: 0 WP: 0 HR: 0 S: 44 P: 44 ERA: 1.00 WHIP: 0.778										

AB	33
R	2
H	7
RBI	2
BB	0
SO	5
LOB	13



livebaseballscorecards.com

Batter	1	2	3	4	5	6	7	8	9	AB	R	H	RBI	BB	SO	LOB
Felipe Alou, R OBP: 0.350, SLG: 0.418 (1, 8) X	0-0 F4	0-0 4-3		H 1-0 FC6-4 HBP			X 0-0 SH1-4 1B			3	1	1	0	0	0	0
Felix Millan, R OBP: 0.339, SLG: 0.366 (1, 4) B B B B	4-0 PB 1B BB	4-0 1B BB		X 0-0 FC6-4 1-2f			X 0-0 SH1-4 1-2			1	1	0	0	2	0	1
Hank Aaron, R OBP: 0.325, SLG: 0.491 (1, 9) S S S	0-3 K 1-2	0-0 S 1B			X 0-0 4-3 1B			X 4-0 1B IBB		3	0	2	0	1	1	1
Joe Torre, R OBP: 0.353, SLG: 0.421 (1, 2) X	0-0 WP 1B 1B	0-3 K 1-2			X 0-0 4-3 1B		X 0-0 F8			4	1	1	1	0	1	5
Tito Francona, L OBP: 0.430, SLG: 0.406 (1, 7) B B B B	4-0 1B E BB		X 0-0 3-1		X 0-0 F7		X 0-0 FC5-4 1-2 2-H 1B			3	1	1	1	1	0	1
Mike Lum, L OBP: 0.256, SLG: 0.298 (8, 7) B B B B	1-2 E BB									0	0	0	0	0	0	0
Tommie Aaron, R OBP: 0.321, SLG: 0.315 (1, 3) X	0-0 E9 1B		X 0-0 G1		X 0-0 4-3		X 0-0 FC5-4 1-2f			4	0	1	1	0	0	3
Sonny Jackson, L OBP: 0.300, SLG: 0.281 (1, 6) B B B B	4-0 BB		X 0-0 CS 1B			X 0-0 F7		X 0-0 F8		3	0	1	0	1	0	0
Marty Martinez, S OBP: 0.290, SLG: 0.246 (1, 5) X	0-0 4-3		0-0 CS 1-2	0-0 6-3		X 0-0 4-3		X 0-0 5-3		4	0	0	0	0	0	2
Phil Niekro, R OBP: 0.103, SLG: 0.205 (1, 1) S S S S		0-3 K		X 0-0 5-3		S S S S 0-3 K		S S S S 0-3 K		4	0	0	0	0	3	0
Inning Stats	R: 3 E: 1 K: 1 S: 7	H: 2 LOB: 2 BB: 3 P: 19	R: 0 E: 0 K: 2 S: 8	H: 1 LOB: 2 BB: 1 P: 12	R: 0 E: 0 K: 0 S: 3	H: 1 LOB: 0 BB: 0 P: 3	R: 0 E: 0 K: 0 S: 3	H: 0 LOB: 1 BB: 0 P: 4	R: 0 E: 0 K: 1 S: 5	H: 0 LOB: 0 BB: 0 P: 5	R: 1 E: 0 K: 0 S: 5	H: 2 LOB: 2 BB: 1 P: 9	R: 0 E: 0 K: 1 S: 5	H: 0 LOB: 0 BB: 0 P: 5	1B: 7 2B: 0 3B: 0 HR: 0	SF: 0 SAC: 1 DP: 0 HBP: 1
PITCHER Gaylord Perry, R ERA: 2.77 (1, 1)	IP 8.0 WLS L BF 36 H 7 R 4 ER 3 SO 5	IP 8.0 WLS L BF 36 H 7 R 4 ER 3 SO 5	IP 8.0 WLS L BF 36 H 7 R 4 ER 3 SO 5	IP 8.0 WLS L BF 36 H 7 R 4 ER 3 SO 5	IP 8.0 WLS L BF 36 H 7 R 4 ER 3 SO 5	IP 8.0 WLS L BF 36 H 7 R 4 ER 3 SO 5	IP 8.0 WLS L BF 36 H 7 R 4 ER 3 SO 5	IP 8.0 WLS L BF 36 H 7 R 4 ER 3 SO 5	IP 8.0 WLS L BF 36 H 7 R 4 ER 3 SO 5	IP 8.0 WLS L BF 36 H 7 R 4 ER 3 SO 5	IP 8.0 WLS L BF 36 H 7 R 4 ER 3 SO 5	IP 8.0 WLS L BF 36 H 7 R 4 ER 3 SO 5	IP 8.0 WLS L BF 36 H 7 R 4 ER 3 SO 5	IP 8.0 WLS L BF 36 H 7 R 4 ER 3 SO 5	IP 8.0 WLS L BF 36 H 7 R 4 ER 3 SO 5	IP 8.0 WLS L BF 36 H 7 R 4 ER 3 SO 5

BOTTOM

San Francisco Giants @ Atlanta Braves
Atlanta Stadium, Atlanta, GA
Mon Jul 15 1968, 7:05 PM EDT
Att. 20,110 - Unknown

livebaseballscorecards.com

AB	29
R	4
H	7
RBI	3
BB	5
SO	5
LOB	13



WP: 1	PA: 37
PB: 1	
SB: 1	
CS: 1	

PITCHER	IP	WLS	BF	H	R	ER	SO	BB	IBB	HBP	BLK	WP	HR	S	P	ERA	WHIP
Gaylord Perry, R ERA: 2.77 (1, 1)	8.0	L	36	7	4	3	5	4	1	1	0	1	0	40	61	3.38	1.375

Batter	1	2	3	4	5	6	7	8	9	AB R H RBI BB SO LOB	TOP
Ron Hunt, R (1, 4) OBP: 0.356, SLG: 0.290	4-0 BB G4-6-3		H 1-0 G3 HBP			X 0-0 F9		0-3 K		2 0 0 0 1 1 1	San Francisco Giants @ St. Louis Cardinals Busch Stadium, St. Louis, MO Tue Jul 16 1968, 7:05 PM CDT Att. 27,249 - Unknown
Jesus Alou, R (1, 9) OBP: 0.277, SLG: 0.330	0-0 G4-6-3 1-2f		X 0-0 G3			X 0-0 6-3		X 0-0 3-1	4 0 0 0 0 0 3		
Willie Mays, R (1, 8) OBP: 0.343, SLG: 0.464	0-0 6-3		S 0-3 K			X 0-0 P3		B 4-0 BB	3 0 0 0 1 1 2		
Willie McCovey, L (1, 3) OBP: 0.380, SLG: 0.582		X 0-0 HR		X 0-0 4-1		X 0-0 P3		X 0-0 F8	4 1 1 1 0 0 1		
Jim Ray Hart, R (1, 5) OBP: 0.355, SLG: 0.517		X 0-0 6-3		X 0-0 F7		X 0-0 2-3		X 0-0 F9	4 0 0 0 0 0 1		
Dave Marshall, L (1, 7) OBP: 0.372, SLG: 0.374		X 0-0 L6		X 0-0 F7		X 0-0 4-3			3 0 0 0 0 0 0		
Bob Barton, R (1, 2) OBP: 0.293, SLG: 0.245		0-3 K			X 0-0 4-3		X 0-0 F8		3 0 0 0 0 1 0		
Hal Lanier, R (1, 6) OBP: 0.222, SLG: 0.241			X 0-0 G3 SH1-3 1B		X 0-0 F9		X 0-0 F2		3 0 1 0 0 0 0		
Ray Sadecki, L (1, 1) OBP: 0.148, SLG: 0.137			X 0-0 SH1-3		X 0-0 6-3		X 0-0 1B		1 0 0 0 0 0 0		
Bobby Bolin, R (5, 1) OBP: 0.125, SLG: 0.067									0 0 0 0 0 0 0		
Ty Cline, L (8, PH) OBP: 0.256, SLG: 0.255									1 0 1 0 0 0 0		
Ron Herbel, R (8, 1)			1-2						0 0 0 0 0 0 0		
Inning Stats	R: 0 E: 0 K: 0 S: 2 H: 0 LOB: 0 BB: 1 P: 6	R: 1 E: 0 K: 1 S: 6 H: 1 LOB: 0 BB: 0 P: 6	R: 0 E: 0 K: 1 S: 6 H: 1 LOB: 2 BB: 0 P: 7	R: 0 E: 0 K: 0 S: 3 H: 0 LOB: 0 BB: 0 P: 3	R: 0 E: 0 K: 0 S: 3 H: 0 LOB: 0 BB: 0 P: 3	R: 0 E: 0 K: 0 S: 3 H: 0 LOB: 0 BB: 0 P: 3	R: 0 E: 0 K: 0 S: 3 H: 0 LOB: 0 BB: 0 P: 3	R: 0 E: 0 K: 1 S: 6 H: 1 LOB: 1 BB: 0 P: 6	R: 0 E: 0 K: 0 S: 3 H: 0 LOB: 1 BB: 1 P: 7	1B: 2 2B: 0 3B: 0 HR: 1 SF: 0 SAC: 1 DP: 1 HBP: 1	WP: 0 PB: 0 SB: 0 CS: 0 PA: 32
PITCHER Nelson Bries, R (1, 1) ERA: 2.79	IP 9.0 WLS W BF 32 H 3 R 1 ER 1 SO 3 BB 2 IBB 0 HBP 1 BLK 0 WP 0 HR 1 S 35 P 44 ERA 1.00 WHIP 0.556										

livebaseballscorecards.com

AB	28
R	1
H	3
RBI	1
BB	2
SO	3
LOB	8



Batter	1	2	3	4	5	6	7	8	9	AB	R	H	RBI	BB	SO	LOB	BOTTOM			
Lou Brock, L (1, 7) OBP: 0.324, SLG: 0.435	1-0 FC6-4 S 1B HBP	0-0 S 1B		0-0 FC5 1B		0-0 S 1B		0-0 1-3		4	2	3	2	0	0	0	San Francisco Giants @ St. Louis Cardinals Busch Stadium, St. Louis, MO Tue Jul 16 1968, 7:05 PM CDT Att. 27,249 - Unknown livebaseballscorecards.com			
Julian Javier, R (1, 4) OBP: 0.283, SLG: 0.341	4-0 FC6-4 1-2 BB	0-0 P3		0-0 1-2 1B		4-0 1-2 BB		0-0 F9		3	0	1	0	2	0	1				
Curt Flood, R (1, 8) OBP: 0.356, SLG: 0.403	0-0 FC6-4 BB 1-2f 2-3	0-0 S 1B		0-0 F8		0-3 K		0-0 6-3		5	0	1	1	0	1	6				
Orlando Cepeda, R (1, 3) OBP: 0.338, SLG: 0.416	0-0 F8	0-0 F7		0-0 FC5 2-3f		0-0 P6		0-0 P6		4	0	0	0	0	0	7				
Mike Shannon, R (1, 5) OBP: 0.337, SLG: 0.455	0-0 BB 1-2 3-H 1B	0-3 K		0-0 1B 4-3 BB		0-0 F8		0-0 F8		3	1	1	1	1	1	3				
Tim McCarver, L (1, 2) OBP: 0.294, SLG: 0.355	4-0 1-2 2-3 BB		0-0 F9		0-0 S 1-3 6-3 1B		4-0 BB		4-0 BB	2	1	1	0	2	0	0				
Bobby Tolan, L (1, 9) OBP: 0.288, SLG: 0.364	0-0 P6		0-0 P6		0-0 4-3		0-3 K		0-3 K	4	0	0	1	0	1	5				
Dal Maxvill, R (1, 6) OBP: 0.295, SLG: 0.278		0-0 SH 1B		0-0 P3		0-0 6-3		0-0 L5		4	1	1	1	0	0	1				
Nelson Briles, R (1, 1) OBP: 0.160, SLG: 0.109		0-0 SH 1B		0-0 5-3		0-0 F8		0-0 6-3		3	1	0	0	0	0	1				
Inning Stats	R: 1 E: 0 K: 0 S: 4	H: 1 LOB: 3 BB: 2 P: 13	R: 3 E: 1 K: 1 S: 9	H: 3 LOB: 1 BB: 0 P: 9	R: 0 E: 0 K: 0 S: 3	H: 0 LOB: 0 BB: 0 P: 3	R: 0 E: 0 K: 0 S: 5	H: 2 LOB: 2 BB: 0 P: 5	R: 2 E: 0 K: 0 S: 4	H: 1 LOB: 0 BB: 1 P: 8	R: 0 E: 0 K: 1 S: 6	H: 1 LOB: 2 BB: 1 P: 10	R: 0 E: 0 K: 1 S: 5	H: 0 LOB: 1 BB: 1 P: 9	R: 0 E: 0 K: 0 S: 3	H: 0 LOB: 0 BB: 0 P: 3	1B: 8 2B: 0 3B: 0 HR: 0	SF: 0 SAC: 1 DP: 0 HBP: 1	WP: 0 PB: 0 SB: 5 CS: 0	PA: 39 ERA WHIP
PITCHER	IP WLS BF H R ER SO	IP WLS BF H R ER SO	IP WLS BF H R ER SO	IP WLS BF H R ER SO	IP WLS BF H R ER SO	IP WLS BF H R ER SO	IP WLS BF H R ER SO	IP WLS BF H R ER SO	IP WLS BF H R ER SO	IP WLS BF H R ER SO	IP WLS BF H R ER SO	IP WLS BF H R ER SO	IP WLS BF H R ER SO	IP WLS BF H R ER SO	IP WLS BF H R ER SO	IP WLS BF H R ER SO	ERA WHIP	ERA WHIP		
Ray Sadecki, L (1, 1) ERA: 3.01	4.1 L																			
Bobby Bolin, R (5, 1) ERA: 2.1	2.2	11	1	0	0	2	2	0	0	0	0	0	0	0	0	0	0.00	1.125		
Ron Herbel, R (8, 1) ERA: 2.19	1.0	3	0	0	0	0	0	0	0	0	0	0	0	0	0	0	0.00	0.000		

Batter	1	2	3	4	5	6	7	8	9	AB R H RBI BB SO LOB	TOP
Ron Hunt, R OBP: 0.351, SLG: 0.285 (1, 4) X	0-0 5-3	0-0 F2			0-0 F8		0-0 F7		0-0 6-3	5 0 0 0 0 0 3	
Jim Davenport, R OBP: 0.275, SLG: 0.240 (1, 5) X	0-0 F6 1B		0-0 1B		0-0 BB 1B		0-0 1-3 1B		0-0 6-3	5 0 4 0 0 0 0	
Willie McCovey, L OBP: 0.378, SLG: 0.576 (1, 3) X	0-0 F6 1-2		0-0 F9		4-0 BB BB BB 1-2 BB		0-0 F8			3 0 0 0 1 0 4	
Willie Mays, R OBP: 0.345, SLG: 0.463 (1, 8)		0-0 1B 1B	0-0 F7		0-0 FC6-4 1-2f			4-0 BB BB BB S 1B BB		3 2 1 0 1 0 3	
Jim Ray Hart, R OBP: 0.353, SLG: 0.513 (1, 7)		0-0 1B 1B 1-3	0-3 K			0-0 F8		0-0 F9		4 1 1 0 0 1 2	
Dick Dietz, R OBP: 0.364, SLG: 0.450 (1, 2)		0-3 K		0-3 K		0-0 4-3		0-3 K		4 0 0 0 0 3 3	
Jesus Alou, R OBP: 0.281, SLG: 0.333 (1, 9)		0-0 F6		0-0 1B		0-0 F5		0-0 1B		4 0 2 1 0 0 2	
Hal Lanier, R OBP: 0.226, SLG: 0.245 (1, 6)		0-0 1B 1B 1-2 3-H 2-H		0-0 G6-4-3		0-0 G6-4-3		0-0 1B 1B		4 0 2 1 0 0 2	
Juan Marichal, R OBP: 0.188, SLG: 0.182 (1, 1)		0-0 1B		0-3 K		0-3 K		0-0 6-3		4 0 1 1 0 2 1	
Inning Stats	R: 0 E: 0 K: 0 S: 3 H: 1 LOB: 0 BB: 0 P: 3	R: 2 E: 0 K: 1 S: 9 H: 4 LOB: 2 BB: 0 P: 9	R: 0 E: 0 K: 1 S: 6 H: 1 LOB: 1 BB: 0 P: 6	R: 0 E: 0 K: 1 S: 5 H: 1 LOB: 0 BB: 0 P: 5	R: 0 E: 0 K: 1 S: 6 H: 1 LOB: 2 BB: 1 P: 10	R: 0 E: 0 K: 0 S: 3 H: 0 LOB: 0 BB: 0 P: 3	R: 0 E: 0 K: 1 S: 7 H: 2 LOB: 2 BB: 0 P: 7	R: 1 E: 0 K: 1 S: 6 H: 1 LOB: 1 BB: 1 P: 10	R: 0 E: 0 K: 0 S: 3 H: 0 LOB: 0 BB: 0 P: 3	1B: 11 2B: 0 3B: 0 HR: 0 SF: 0 SAC: 0 DP: 1 HBP: 0	WP: 0 PB: 0 SB: 1 CS: 0 PA: 38
PITCHER	IP WLS BF H R ER SO BB IBB HBP BLK WP HR S P ERA WHIP										
Steve Carlton, L ERA: 2.83 (1, 1)	7.0 L 31 10 3 3 5 2 0 0 0 0 0 0 39 47 3.86 1.714										
Dick Hughes, R ERA: 5.83 (8, 1)	1.0 4 1 0 0 1 0 0 0 0 0 0 0 6 6 0.00 1.000										
Ron Willis, R ERA: 3.1 (9, 1)	1.0 3 0 0 0 0 0 0 0 0 0 0 0 3 3 0.00 0.000										

San Francisco Giants @ St. Louis Cardinals
 Busch Stadium, St. Louis, MO
 Thu Jul 18 1968, 7:05 PM CDT
 Att. 29,359 - Unknown

livebaseballscorecards.com

AB	36
R	3
H	11
RBI	3
BB	2
SO	6
LOB	20



Batter	1	2	3	4	5	6	7	8	9	AB R H RBI BB SO LOB
--------	---	---	---	---	---	---	---	---	---	----------------------

Lou Brock, L OBP: 0.326, SLG: 0.435 (1, 7)	0-0 F7		0-0 FC3-6 1-2 1B			0-0 4-3			0-0 G6-3 1B	4 0 2 0 0 0 0
Curt Flood, R OBP: 0.353, SLG: 0.398 (1, 8)	0-0 F9		0-0 FC3-6 1-2f 2-3			0-0 1-3			0-0 G6-3 1-2f	4 0 0 0 0 0 3
Tim McCarver, L OBP: 0.290, SLG: 0.350 (1, 2)	0-3 K		0-0 F4			0-0 F9			0-0 F8	4 0 0 0 0 1 2
Orlando Cepeda, R OBP: 0.335, SLG: 0.413 (1, 3)		0-0 1-3		0-0 F8			0-3 K			3 0 0 0 0 1 0
Bobby Tolan, L OBP: 0.282, SLG: 0.357 (1, 9)		0-3 K		0-3 K			0-0 4-3			3 0 0 0 0 2 0
Mike Shannon, R OBP: 0.337, SLG: 0.454 (1, 5)		0-0 1B		0-0 F9			0-3 K			3 0 1 0 0 1 0
Julian Javier, R OBP: 0.281, SLG: 0.338 (1, 4)		0-0 1-5-3			0-0 4-3			0-0 F9		3 0 0 0 0 0 1
Dal Maxvill, R OBP: 0.297, SLG: 0.280 (1, 6)			0-0 FC1-6 1B		0-0 F3			0-0 F5		2 0 1 0 0 0 0
Dave Ricketts, S OBP: 0.125, SLG: 0.125 (8, PH)										1 0 0 0 0 0 0
Dick Schofield, S OBP: 0.308, SLG: 0.375 (9, 6)										0 0 0 0 0 0 0
Steve Carlton, L OBP: 0.191, SLG: 0.298 (1, 1)			0-0 FC1-6 1B		0-0 5-3			0-0 1-3		2 0 0 0 0 0 1
Dick Hughes, R (8, 1)										0 0 0 0 0 0 0
Roger Maris, L OBP: 0.313, SLG: 0.360 (8, PH)										1 0 0 0 0 0 0
Ron Willis, R (9, 1)										0 0 0 0 0 0 0

Inning Stats	R: 0 E: 0 K: 1 S: 5	H: 0 LOB: 0 BB: 0 P: 5	R: 0 E: 0 K: 1 S: 6	H: 1 LOB: 1 BB: 0 P: 6	R: 0 E: 0 K: 0 S: 5	H: 2 LOB: 2 BB: 0 P: 5	R: 0 E: 0 K: 1 S: 5	H: 0 LOB: 0 BB: 0 P: 5	R: 0 E: 0 K: 0 S: 3	H: 0 LOB: 0 BB: 0 P: 3	R: 0 E: 0 K: 2 S: 7	H: 0 LOB: 0 BB: 0 P: 7	R: 0 E: 0 K: 0 S: 3	H: 0 LOB: 0 BB: 0 P: 3	R: 0 E: 0 K: 0 S: 3	H: 1 LOB: 0 BB: 0 P: 3	1B: 4 2B: 0 3B: 0 HR: 0	SF: 0 SAC: 0 DP: 1 HBP: 0
--------------	------------------------------	---------------------------------	------------------------------	---------------------------------	------------------------------	---------------------------------	------------------------------	---------------------------------	------------------------------	---------------------------------	------------------------------	---------------------------------	------------------------------	---------------------------------	------------------------------	---------------------------------	----------------------------------	------------------------------------

PITCHER	IP	WLS	BF	H	R	ER	SO	BB	IBB	HBP	BLK	WP	HR	S	P	ERA	WHIP
Juan Marichal, R ERA: 2.31 (1, 1)	9.0	W	30	4	0	0	5	0	0	0	0	0	0	40	40	0.00	0.444

BOTTOM

San Francisco Giants @ St. Louis Cardinals
 Busch Stadium, St. Louis, MO
 Thu Jul 18 1968, 7:05 PM CDT
 Att. 29,359 - Unknown

AB	30
R	0
H	4
RBI	0
BB	0
SO	5
LOB	7



WP	PA	ERA	WHIP
0	30		

Batter	1	2	3	4	5	6	7	8	9	AB R H RBI BB SO LOB	TOP											
Dick Simpson, R (1, 7) OBP: 0.294, SLG: 0.310	0-3 K		0-0 B2-5-4		0-0 F6		0-0 FC6-4			4 0 0 0 0 1 4												
Hector Torres, R (1, 6) OBP: 0.272, SLG: 0.271	0-3 K		0-0 6-3			0-0 1-3	0-3 K			4 0 0 0 0 2 3												
Rusty Staub, L (1, 3) OBP: 0.396, SLG: 0.422	0-0 G3			0-0 1B		4-0 SH5-3		0-3 K		3 0 1 0 1 1 0												
Jimmy Wynn, R (1, 8) OBP: 0.376, SLG: 0.437		0-0 1B		0-0 F8		0-0 SH5-3		0-0 F4		3 1 1 0 0 0 1												
Lee Thomas, L (1, 9) OBP: 0.246, SLG: 0.256		0-0 L1-3		0-0 G4-6-3		0-0 1-3		0-3 K		4 0 2 1 0 1 1												
Bob Aspromonte, R (1, 5) OBP: 0.314, SLG: 0.286		0-0 L1-3		0-0 G4-6-3			0-0 2B		0-0 6-3	4 1 1 0 0 0 3												
Denis Menke, R (1, 4) OBP: 0.335, SLG: 0.347		0-0 5-3			0-0 F8		0-0 4-3		0-0 E	4 1 2 1 0 0 0												
John Bateman, R (1, 2) OBP: 0.279, SLG: 0.318			1-0 SH				0-0 4-3		0-0 FC5-2-5	0 0 0 0 0 0 0												
Ron Brand, R (3, PR) OBP: 0.283, SLG: 0.200			B2-5-4				0-0 FC2-6		0-0 FC5-2-5	3 0 1 0 0 0 2												
Don Wilson, R (1, 1) OBP: 0.268, SLG: 0.300			SH				0-0 FC2-6		0-0 4-3	2 0 1 1 0 0 1												
Steve Shea, R (7, 1)			B2-5-4				0-0 FC6-4			1 0 0 0 0 0 1												
Inning Stats	R: 0 E: 0 K: 2 S: 7	H: 0 LOB: 0 BB: 0 P: 7	R: 1 E: 0 K: 0 S: 4	H: 2 LOB: 0 BB: 0 P: 4	R: 0 E: 0 K: 0 S: 3	H: 0 LOB: 2 BB: 0 P: 4	R: 0 E: 0 K: 0 S: 4	H: 2 LOB: 1 BB: 0 P: 4	R: 0 E: 0 K: 0 S: 4	H: 1 LOB: 1 BB: 0 P: 4	R: 0 E: 0 K: 0 S: 3	H: 0 LOB: 1 BB: 1 P: 7	R: 2 E: 0 K: 1 S: 8	H: 3 LOB: 1 BB: 0 P: 8	R: 0 E: 0 K: 2 S: 7	H: 0 LOB: 0 BB: 0 P: 7	R: 0 E: 0 K: 0 S: 4	H: 1 LOB: 1 BB: 0 P: 4	1B: 6 2B: 4 3B: 0 HR: 0	SF: 0 SAC: 2 DP: 3 HBP: 1	WP: 0 PB: 0 SB: 1 CS: 0	PA: 36
PITCHER	IP WLS BF H R ER SO BB IBB HBP BLK WP HR S P ERA WHIP																					
Gaylord Perry, R (1, 1) ERA: 2.82	7.0 L 29 8 3 3 3 1 0 1 0 0 0 0 33 38 3.86 1.286																					
Joe Gibbon, L (8, 1) ERA: 1.05	1.1 5 1 0 0 2 0 0 0 0 0 0 0 9 9 0.00 0.750																					
Frank Linzy, R (9, 1) ERA: 2.08	0.2 2 0 0 0 0 0 0 0 0 0 0 0 2 2 0.00 0.000																					

Houston Astros @ San Francisco Giants
 Candlestick Park, San Francisco, CA
 Fri Jul 19 1968, 10:05 PM EDT
 Att. 6,694 - Unknown

livebaseballscorecards.com

AB	32
R	3
H	9
RBI	3
BB	1
SO	5
LOB	16



Batter	1	2	3	4	5	6	7	8	9	AB	R	H	RBI	BB	SO	LOB
Ron Hunt, R OBP: 0.353, SLG: 0.283 (1, 4) BBB	4-0 SH1-3 BB		0-0 F4			4-0 BB		0-0 5-3		2	0	0	0	2	0	0
Jesus Alou, R OBP: 0.278, SLG: 0.329 (1, 9) X	0-0 SH1-3 1-2			0-0 F4		0-0 F9		0-0 F5		3	0	0	0	0	0	1
Willie Mays, R OBP: 0.344, SLG: 0.464 (1, 8) X	0-0 F6			0-0 4-3 2B		0-3 K		0-3 K		4	0	1	0	0	2	2
Willie McCovey, L OBP: 0.380, SLG: 0.582 (1, 3) X	0-0 F3			0-0 4-3 2-3		0-0 SF8 3B			0-0 BB 1B 1B	4	1	2	0	0	0	2
Jim Ray Hart, R OBP: 0.352, SLG: 0.512 (1, 5) X		0-0 6-3		0-0 F5		0-0 SF8			0-0 BB 1B	3	0	1	1	0	0	1
Dave Marshall, L OBP: 0.360, SLG: 0.360 (1, 7) X		0-0 4-3			0-0 F5	0-3 K		0-3 K	0-3 K	4	0	0	0	0	2	2
Dick Dietz, R OBP: 0.361, SLG: 0.440 (1, 2) Bobby Bonds, R OBP: 0.295, SLG: 0.302 (9, PR)		0-0 F6			0-0 F7	0-0 E5 BB			4-0 BB G6-3 BB	3	0	0	0	1	0	0
Hal Lanier, R OBP: 0.224, SLG: 0.243 (1, 6) Bob Schroder, L OBP: 0.500, SLG: 0.556 (7, PH) (8, 6)			0-0 4-3		0-3 K	4-0 BB			0-0 G6-3	2	0	0	0	0	1	0
Gaylord Perry, R OBP: 0.132, SLG: 0.115 (1, 1) Ty Cline, L OBP: 0.254, SLG: 0.253 (7, PH) Joe Gibbon, R (8, 1) Frank Linzy, R (9, 1)			0-0 4-3			0-0 G3	0-0 L6			2	0	0	0	0	0	0

Inning Stats	R: 0	H: 0	E: 0	LOB: 1	K: 0	S: 3	R: 0	H: 0	E: 0	LOB: 0	K: 0	S: 3	R: 0	H: 1	E: 0	LOB: 1	K: 0	S: 4	R: 0	H: 0	E: 0	LOB: 0	K: 1	S: 5	R: 1	H: 1	E: 1	LOB: 2	K: 1	S: 7	R: 0	H: 0	E: 0	LOB: 0	K: 1	S: 5	R: 0	H: 2	E: 0	LOB: 3	K: 1	S: 6	1B: 2	SF: 1	2B: 1	SAC: 1	3B: 1	DP: 1	HR: 0	HBP: 0	WP: 0	PA: 35
--------------	------	------	------	--------	------	------	------	------	------	--------	------	------	------	------	------	--------	------	------	------	------	------	--------	------	------	------	------	------	--------	------	------	------	------	------	--------	------	------	------	------	------	--------	------	------	-------	-------	-------	--------	-------	-------	-------	--------	-------	--------

PITCHER	IP	WLS	BF	H	R	ER	SO	BB	IBB	HBP	BLK	WP	HR	S	P	ERA	WHIP
Don Wilson, R ERA: 3.9 (1, 1)	6.2	W	26	2	1	1	3	3	0	0	0	0	0	29	41	1.35	0.750
Steve Shea, R ERA: 6.23 (7, 1)	2.1	S	9	2	0	0	2	1	0	0	0	0	0	12	16	0.00	1.286

BOTTOM

Houston Astros @ San Francisco Giants
Candlestick Park, San Francisco, CA

livebaseballscores.com

AB	29
R	1
H	4
RBI	1
BB	4
SO	5
LOB	13



PITCHER	IP	WLS	BF	H	R	ER	SO	BB	IBB	HBP	BLK	WP	HR	S	P	ERA	WHIP
---------	----	-----	----	---	---	----	----	----	-----	-----	-----	----	----	---	---	-----	------

Fri Jul 19 1968, 10:05 PM EDT
Att. 6,694 - Unknown

Batter	1	2	3	4	5	6	7	8	9	AB R H RBI BB SO LOB	TOP																													
Dick Simpson, R OBP: 0.293, SLG: 0.303 (1, 7) X	0-0 F4 ①		0-0 G3 ③			0-3 K ②			4-0 FC4-6 BB ②	3 0 0 0 1 1 1																														
Hector Torres, R OBP: 0.269, SLG: 0.267 (1, 6) S S S	0-3 K ②			0-0 F8 ①		0-0 F8 ③			0-0 FC4-6 1-2f ②	4 0 0 0 0 1 2																														
Rusty Staub, L OBP: 0.395, SLG: 0.420 (1, 3) X	0-0 1B			0-3 K ②			0-0 F9 ①		0-3 K ③	4 0 1 0 0 2 1																														
Jimmy Wynn, R OBP: 0.373, SLG: 0.433 (1, 8) S S S	0-3 K ③			0-3 K ③			0-0 5-3 ②			3 0 0 0 0 2 1																														
Bob Aspromonte, R OBP: 0.310, SLG: 0.283 (1, 5)		0-3 K ①			0-0 6-3 ①		0-3 K ③			3 0 0 0 0 2 0																														
Denis Menke, R OBP: 0.332, SLG: 0.343 (1, 4)		0-3 K ②			0-0 F8 ②			0-0 5-3 ①		3 0 0 0 0 1 0																														
Lee Thomas, L OBP: 0.241, SLG: 0.250 (1, 9) X		0-0 G3 ③			0-3 K ③			0-0 F9 ②		3 0 0 0 0 1 0																														
Ron Brand, R OBP: 0.286, SLG: 0.208 Steve Shea, R (8, 1)			0-0 F7 ①			0-0 SH1-3 1B ①		0-0 5-3 ③		3 0 1 0 0 0 0 0 0 0 0 0 0 0																														
Denny Lemaster, R OBP: 0.060, SLG: 0.021 Dave Adlesh, R OBP: 0.232, SLG: 0.259 (8, 2)			0-0 6-3 ②			0-0 SH1-3 1-2 ①			0-3 K ①	1 0 0 0 0 0 0 1 0 0 0 0 1 0																														
Inning Stats	R: 0 E: 0 K: 2 S: 8	H: 1 LOB: 1 BB: 0 P: 8	R: 0 E: 0 K: 2 S: 7	H: 0 LOB: 0 BB: 0 P: 7	R: 0 E: 0 K: 0 S: 3	H: 0 LOB: 0 BB: 0 P: 3	R: 0 E: 0 K: 2 S: 7	H: 0 LOB: 0 BB: 0 P: 7	R: 0 E: 0 K: 1 S: 5	H: 0 LOB: 0 BB: 0 P: 5	R: 0 E: 0 K: 1 S: 6	H: 1 LOB: 1 BB: 0 P: 6	R: 0 E: 0 K: 1 S: 5	H: 0 LOB: 0 BB: 0 P: 5	R: 0 E: 0 K: 0 S: 3	H: 0 LOB: 0 BB: 0 P: 3	R: 0 E: 0 K: 2 S: 7	H: 0 LOB: 1 BB: 1 P: 11	1B: 2 2B: 0 3B: 0 HR: 0	SF: 0 SAC: 1 DP: 0 HBP: 0	WP: 0 PB: 0 SB: 0 CS: 0	PA: 30																		
PITCHER Ray Sadecki, L ERA: 2.83 (1, 1)	IP 9.0	WLS W	BF 30	H 2	R 0	ER 0	SO 11	BB 1	IBB 0	HBP 0	BLK 0	WP 0	HR 0	S 51	P 55	ERA 0.00	WHIP 0.333						PITCHER	IP	WLS	BF	H	R	ER	SO	BB	IBB	HBP	BLK	WP	HR	S	P	ERA	WHIP

Houston Astros @ San Francisco Giants
Candlestick Park, San Francisco, CA

Sat Jul 20 1968, 6:33 AM EDT
Att. 12,154 - Unknown

livebaseballscorecards.com

AB	28
R	0
H	2
RBI	0
BB	1
SO	11
LOB	5



Batter	1	2	3	4	5	6	7	8	9
Ron Hunt, R OBP: 0.357, SLG: 0.285 (1, 4)	0-0 CS 1B		4-0 BB		0-0 F9			4-0 SH3-1-5 BB	
Jesus Alou, R OBP: 0.274, SLG: 0.324 (1, 9)	0-0 F2		0-0 6-3			0-0 5-3		0-0 SH3-1-5 1-3f	
Willie McCovey, L OBP: 0.375, SLG: 0.573 (1, 3)	0-3 K 1-2			0-0 4-3		0-3 K		0-0 F8	
Willie Mays, R OBP: 0.347, SLG: 0.464 (1, 8)		0-3 K		4-0 1B 1B BB		0-0 1B			
Jim Ray Hart, R OBP: 0.352, SLG: 0.510 (1, 7)		0-0 F8		0-0 1B		0-0 F7			
Jim Davenport, R OBP: 0.276, SLG: 0.237 (1, 5)		4-0 FC6-4 BB		0-0 5-3			0-0 6-3		
Bob Barton, R OBP: 0.279, SLG: 0.232 (1, 2)		0-0 FC6-4 1-2f		0-0 5-3			0-3 K		
Hal Lanier, R OBP: 0.226, SLG: 0.244 (1, 6)			0-0 5-3		0-0 6-3		0-0 1B		
Ray Sadecki, L OBP: 0.140, SLG: 0.130 (1, 1)			0-3 K		0-0 F3		0-3 K		

Inning Stats	R: 0	H: 1	E: 0	K: 1	S: 5	LOB: 1	BB: 0	P: 5	R: 0	H: 0	E: 0	K: 1	S: 5	LOB: 1	BB: 1	P: 9	R: 0	H: 0	E: 0	K: 1	S: 5	LOB: 1	BB: 1	P: 9	R: 1	H: 1	E: 0	K: 0	S: 4	LOB: 1	BB: 1	P: 8	R: 0	H: 0	E: 0	K: 0	S: 3	LOB: 0	BB: 0	P: 3	R: 0	H: 1	E: 0	K: 1	S: 6	LOB: 1	BB: 0	P: 6	R: 0	H: 1	E: 0	K: 2	S: 8	LOB: 1	BB: 0	P: 8	R: 0	H: 0	E: 0	K: 0	S: 2	LOB: 0	BB: 1	P: 6
--------------	------	------	------	------	------	--------	-------	------	------	------	------	------	------	--------	-------	------	------	------	------	------	------	--------	-------	------	------	------	------	------	------	--------	-------	------	------	------	------	------	------	--------	-------	------	------	------	------	------	------	--------	-------	------	------	------	------	------	------	--------	-------	------	------	------	------	------	------	--------	-------	------

PITCHER		IP	WLS	BF	H	R	ER	SO	BB	IBB	HBP	BLK	WP	HR	S	P	ERA	WHIP
Denny Lemaster, L	(1, 1)	7.0	L	27	4	1	1	6	3	0	0	0	0	0	36	48	1.29	1.000
Steve Shea, R	(8, 1)	1.0		3	0	0	0	0	1	0	0	0	0	2	6	6	0.00	1.000

BOTTOM

Houston Astros @ San Francisco Giants
Candlestick Park, San Francisco, CA

Sat Jul 20 1968, 6:33 AM EDT
Att. 12,154 - Unknown

AB	R	H	RBI	BB	SO	LOB
2	0	1	0	2	0	0
3	0	0	0	0	0	2
4	0	0	0	0	2	1
2	1	1	0	1	1	0
3	0	1	1	0	0	1
2	0	0	0	1	0	1
3	0	0	0	0	1	2
3	0	1	0	0	0	0
3	0	0	0	0	2	1

AB	25
R	1
H	4
RBI	1
BB	4
SO	6
LOB	8

WP	PA
0	30

1B	2B	3B	HR	SF	SAC	DP	HBP	WP	HR	S	P	ERA	WHIP
4	2	0	0	0	1	2	0	0	0	0	0	0	0

Batter	1	2	3	4	5	6	7	8	9	10	AB	R	H	RBI	BB	SO	LOB
--------	---	---	---	---	---	---	---	---	---	----	----	---	---	-----	----	----	-----

TOP

Dick Simpson, R <small>(1, 7) OBP: 0.296, SLG: 0.307</small>	0-0 1-3		0-3 K			0-0 S 1B		0-0 6-3		0-0 FC6-4 1B	5	1	2	1	0	1	0
Hector Torres, R <small>(1, 6) OBP: 0.268, SLG: 0.266</small>	0-0 1B			0-0 F3		0-0 F5			0-0 1-3	0-0 FC6-4	5	0	1	0	0	0	3
Rusty Staub, L <small>(1, 3) OBP: 0.395, SLG: 0.419</small>	0-0 F6			0-0 1-3		0-0 2-H 1B			0-0 FC5 1B	0-0 6-3	5	0	2	1	0	0	3
Jimmy Wynn, R <small>(1, 8) OBP: 0.371, SLG: 0.429</small>	0-0 5-3			0-0 1-3		4-0 CS BB			0-3 K		3	0	0	0	1	1	2
Lee Thomas, L <small>(1, 9) OBP: 0.241, SLG: 0.250</small>		0-0 F8			0-0 F6		0-0 CS	0-0 3-1		0-0 1-2 1B	4	0	1	0	0	0	0
Denis Menke, R <small>(1, 4) OBP: 0.331, SLG: 0.346</small>		0-3 K			0-0 3-1 2B			0-0 F8		0-0 FC5	4	0	1	0	0	1	2
Bob Aspromonte, R <small>(1, 5) OBP: 0.309, SLG: 0.282</small>		0-0 F4			0-0 3-1			0-0 6-3			4	1	1	0	0	0	1
Ron Brand, R <small>(1, 2) OBP: 0.283, SLG: 0.196</small>			0-3 K		4-0 BB			0-0 F2		0-0 F1	3	0	0	0	1	1	1
John Buzhardt, R <small>(1, 1) OBP: 0.125, SLG: 0.125</small> Julio Gotay, R <small>(10, PH) OBP: 0.256, SLG: 0.272</small> Tom Dukes, R <small>(10, 1)</small>			0-0 G3		0-0 5-3			0-3 K		1-0 FC6-4 1B HBP	3	0	0	0	0	1	2

Houston Astros @ San Francisco Giants
 Candlestick Park, San Francisco, CA
 Sun Jul 21 1968, 6:33 AM EDT
 Unknown

livebaseballscores.com

AB	36
R	2
H	8
RBI	2
BB	2
SO	5
LOB	14



Inning Stats	R: 0	H: 1	R: 0	H: 0	R: 0	H: 0	R: 0	H: 1	R: 1	H: 2	R: 0	H: 0	R: 0	H: 2	R: 0	H: 2	R: 1	H: 2	1B: 7	SF: 0	WP: 0	PA: 40
	E: 0	LOB: 1	E: 0	LOB: 0	E: 0	LOB: 0	E: 0	LOB: 2	E: 0	LOB: 0	E: 0	LOB: 0	E: 0	LOB: 2	E: 0	LOB: 2	E: 0	LOB: 2	2B: 1	SAC: 0	PB: 0	
	K: 0	BB: 0	K: 1	BB: 0	K: 2	BB: 0	K: 0	BB: 1	K: 0	BB: 1	K: 0	BB: 0	K: 1	BB: 0	K: 1	BB: 0	K: 0	BB: 0	3B: 0	DP: 0	SB: 1	
	S: 4	P: 4	S: 5	P: 5	S: 7	P: 7	S: 3	P: 3	S: 4	P: 8	S: 3	P: 7	S: 5	P: 5	S: 7	P: 7	S: 5	P: 6	HR: 0	HBP: 1	CS: 1	

PITCHER	IP	WLS	BF	H	R	ER	SO	BB	IBB	HBP	BLK	WP	HR	S	P	ERA	WHIP
Bobby Bolin, R <small>(1, 1) ERA: 2.08</small>	9.1	L	36	7	2	2	5	2	0	1	0	0	0	43	52	1.93	0.964
Frank Linzy, R <small>(10, 1) ERA: 2.05</small>	0.2		3	1	0	0	0	0	0	0	0	0	0	3	3	0.00	1.500

WP: 0	PA: 40
PB: 0	
SB: 1	
CS: 1	

Batter	1	2	3	4	5	6	7	8	9	10	AB	R	H	RBI	BB	SO	LOB
Ron Hunt, R (1, 4) OBP: 0.355, SLG: 0.281	0-0 6-3 1B		1-0 HBP		0-0 5-3		0-0 5-3			0-0 4-3	4	0	0	0	0	0	0
Ty Cline, L (1, 9) OBP: 0.254, SLG: 0.253	0-0 L6-3		0-0 F5		0-0 L9			0-0 F7-3 1B			4	0	1	0	0	0	1
Willie Mays, R (1, 8) OBP: 0.346, SLG: 0.459	4-0 BB		0-0 F3		0-0 F8			0-3 K			3	0	0	0	1	1	2
Willie McCovey, L (1, 3) OBP: 0.377, SLG: 0.571	0-0 F7		0-0 1B			4-0 1-3 BB		0-0 F7-3 1-2			3	0	1	0	1	0	2
Jim Ray Hart, R (1, 5) OBP: 0.348, SLG: 0.503		0-3 K	0-0 1-3			0-0 F8			0-3 K		4	0	0	0	0	2	3
Dave Marshall, L (1, 7) OBP: 0.357, SLG: 0.351		4-0 1B BB		0-0 2-3		0-0 1-3 1-2			0-0 3-1		3	1	0	0	1	0	1
Bob Barton, R (1, 2) OBP: 0.292, SLG: 0.250		0-0 1B 1-2		0-0 5-3 1B		0-0 4-3			0-0 F8		4	0	2	0	0	0	1
Hal Lanier, R (1, 6) OBP: 0.227, SLG: 0.245		0-0 1B		0-0 5-3			0-0 6-3			0-0 F8	3	0	1	1	0	0	1
Bob Schroder, L (10, PH) OBP: 0.462, SLG: 0.500		1-3 2-H 1B		1-2 5-3							1	0	0	0	0	0	0
Bobby Bolin, R (1, 1) OBP: 0.105, SLG: 0.056		0-0 5-3		0-0 4-3			0-0 6-3			0-0 6-3	3	0	0	0	0	0	2
Frank Linzy, R (10, 1)											0	0	0	0	0	0	0
Jim Davenport, R (10, PH) OBP: 0.274, SLG: 0.236											1	0	0	0	0	0	0

Inning Stats	R: 0	H: 0	E: 0	K: 0	S: 3	R: 1	H: 2	E: 0	K: 1	S: 6	R: 0	H: 1	E: 0	K: 0	S: 4	R: 0	H: 1	E: 0	K: 0	S: 4	R: 0	H: 0	E: 0	K: 0	S: 3	R: 0	H: 0	E: 0	K: 0	S: 3	R: 0	H: 1	E: 0	K: 1	S: 5	R: 0	H: 0	E: 0	K: 1	S: 5	R: 0	H: 0	E: 0	K: 1	S: 5	R: 0	H: 0	E: 0	K: 0	S: 3	R: 0	H: 0	E: 0	K: 0	S: 3	R: 0	H: 0	E: 0	K: 0	S: 3
--------------	------	------	------	------	------	------	------	------	------	------	------	------	------	------	------	------	------	------	------	------	------	------	------	------	------	------	------	------	------	------	------	------	------	------	------	------	------	------	------	------	------	------	------	------	------	------	------	------	------	------	------	------	------	------	------	------	------	------	------	------

PITCHER	IP	WLS	BF	H	R	ER	SO	BB	IBB	HBP	BLK	WP	HR	S	P	ERA	WHIP
John Buzhardt, R (1, 1) ERA: 2.79	9.0	W	34	5	1	1	3	3	0	1	0	0	0	36	49	1.00	0.889
Tom Dukes, R (10, 1) ERA: 6.18	1.0	S	3	0	0	0	0	0	0	0	0	0	0	3	3	0.00	0.000

PITCHER	IP	WLS	BF	H	R	ER	SO	BB	IBB	HBP	BLK	WP	HR	S	P	ERA	WHIP
---------	----	-----	----	---	---	----	----	----	-----	-----	-----	----	----	---	---	-----	------

BOTTOM

Houston Astros @ San Francisco Giants
Candlestick Park, San Francisco, CA

Sun Jul 21 1968, 6:33 AM EDT
Unknown

Stat	Value
AB	33
R	1
H	5
RBI	1
BB	3
SO	3
LOB	13

GIANTS

Stat	Value
WP: 0	PA: 37
PB: 0	
SB: 0	
CS: 0	

Batter	1	2	3	4	5	6	7	8	9	AB R H RBI BB SO LOB	TOP											
Dick Simpson, R (1, 9) OBP: 0.295, SLG: 0.300	0-0 6-3		0-3 K			4-0 BB		0-0 F7-6-4-5		3 0 0 0 1 1 3												
Hector Torres, R (1, 6) OBP: 0.264, SLG: 0.262	0-0 6-3		0-3 K			0-0 F7		0-0 F8		4 0 0 0 0 1 3												
Rusty Staub, L (1, 3) OBP: 0.391, SLG: 0.415	0-3 K			0-0 F8		0-0 F8			0-0 4-3	4 0 0 0 0 1 1												
Jimmy Wynn, R (1, 8) OBP: 0.373, SLG: 0.445		0-0 HR		0-0 3B		0-3 K			0-0 F6	4 1 2 1 0 1 1												
Denis Menke, R (1, 4) OBP: 0.328, SLG: 0.341		0-0 5-3		0-3 K			0-0 6-3		0-0 F8	4 0 0 0 0 1 1												
Bob Aspromonte, R (1, 5) OBP: 0.306, SLG: 0.278		0-0 F6		0-0 F6			0-0 F4			3 0 0 0 0 0 1												
Tom Dukes, R (7, 1)										0 0 0 0 0 0 0												
Pat House, L (8, 1)										0 0 0 0 0 0 0												
Bob Watson, R (1, 7) OBP: 0.283, SLG: 0.304		0-0 6-3			0-0 FC1-6 1B		0-0 F3			3 0 1 0 0 0 0												
Dave Adlesh, R (1, 2) OBP: 0.237, SLG: 0.263			0-0 6-3		0-0 FC1-6 G5-4-3 1-2f			0-0 F7-6-4-5 1B		3 0 1 0 0 0 1												
Danny Coombs, R (1, 1) OBP: 0.500, SLG: 0.500			0-0 6-3		0-0 G5-4-3 1-2f			0-0 1B		1 0 1 0 0 0 0												
Jim Ray, R (3, 1) OBP: 0.111, SLG: 0.111										0 0 0 0 0 0 0												
Julio Gotay, R (5, PH) OBP: 0.254, SLG: 0.270										1 0 0 0 0 0 1												
Hal Gilson, R (5, 1)										0 0 0 0 0 0 0												
Ron Brand, R (7, 5) OBP: 0.295, SLG: 0.212								1-2 1B		1 0 1 0 0 0 0												
Inning Stats	R: 0 E: 0 K: 1 S: 5	H: 0 LOB: 0 BB: 0 P: 5	R: 1 E: 0 K: 0 S: 4	H: 1 LOB: 0 BB: 0 P: 4	R: 0 E: 0 K: 2 S: 8	H: 1 LOB: 1 BB: 0 P: 8	R: 0 E: 0 K: 1 S: 6	H: 1 LOB: 1 BB: 0 P: 6	R: 0 E: 0 K: 0 S: 3	H: 0 LOB: 0 BB: 0 P: 3	R: 0 E: 0 K: 0 S: 5	H: 0 LOB: 1 BB: 1 P: 9	R: 0 E: 0 K: 0 S: 3	H: 0 LOB: 0 BB: 0 P: 3	R: 0 E: 0 K: 0 S: 4	H: 2 LOB: 1 BB: 0 P: 4	R: 0 E: 0 K: 0 S: 3	H: 0 LOB: 0 BB: 0 P: 3	1B: 4 2B: 1 3B: 1 HR: 1	SF: 0 SAC: 0 DP: 2 HBP: 0	WP: 0 PB: 0 SB: 0 CS: 0	PA: 32
PITCHER Mike McCormick, L (1, 1) ERA: 3.79	IP: 9.0 WLS: W BF: 32 H: 6 R: 1 ER: 1 SO: 5 BB: 1 IBB: 0 HBP: 0 BLK: 0 WP: 0 HR: 1 S: 41 P: 45 ERA: 1.00 WHIP: 0.778																					

Houston Astros @ San Francisco Giants
Candlestick Park, San Francisco, CA

Sun Jul 21 1968, 6:38 AM EDT
Att: 17,021 - Unknown

livebaseballscorecards.com

AB 31
R 1
H 6
RBI 1
BB 1
SO 5
LOB 12



Batter	1	2	3	4	5	6	7	8	9
Bobby Bonds, R OBP: 0.318, SLG: 0.362 (1, 8)	0-0 CS 1B		0-0 1B 1B		0-3 K		0-0 1B 3B	0-0 F8	
Ron Hunt, R OBP: 0.358, SLG: 0.284 (1, 4)	0-3 K 1-2		0-0 1B SF8 1B		1-0 G6-4-3 HBP		0-0 1B 1B	0-0 F8	
Willie Mays, R OBP: 0.345, SLG: 0.457 (1, 3)	0-0 5-3		0-0 1B 1B		0-0 G6-4-3 1-2f		0-0 4-3		
Jim Ray Hart, R OBP: 0.350, SLG: 0.505 (1, 7)		0-3 K	0-0 SF8		0-0 5-3 1B		0-0 1B PB 1B		
Jim Davenport, R OBP: 0.279, SLG: 0.241 (1, 5)		0-3 K	0-0 1B		0-0 5-3		0-0 BB PB 1B		
Jesus Alou, R OBP: 0.274, SLG: 0.323 (1, 9)		0-0 1B	0-0 1-3		0-0 1-3		0-3 K BB		
Jack Hiatt, R OBP: 0.338, SLG: 0.325 (1, 2)	0-0 F3			0-0 5-3		4-0 IBB	4-0 1-2 2-3 BB		
Hal Lanier, R OBP: 0.223, SLG: 0.242 (1, 6)			0-0 F5	0-0 F8		0-0 5-3	0-0 G3		
Mike McCormick, L OBP: 0.176, SLG: 0.136 (1, 1)			0-0 1B 1B	0-3 K			0-0 3-1	0-0 G3	

Inning Stats	R: 0 E: 0 K: 1 S: 5	H: 1 LOB: 0 BB: 0 P: 5	R: 0 E: 0 K: 2 S: 8	H: 1 LOB: 1 BB: 0 P: 8	R: 3 E: 0 K: 0 S: 8	H: 5 LOB: 2 BB: 0 P: 8	R: 0 E: 0 K: 1 S: 5	H: 0 LOB: 0 BB: 0 P: 5	R: 0 E: 0 K: 1 S: 4	H: 0 LOB: 0 BB: 0 P: 5	R: 0 E: 0 K: 0 S: 4	H: 1 LOB: 2 BB: 1 P: 8	R: 3 E: 0 K: 1 S: 10	H: 4 LOB: 3 BB: 1 P: 14	R: 0 E: 0 K: 0 S: 3	H: 0 LOB: 0 BB: 0 P: 3
1B: 11 2B: 0 3B: 1 HR: 0	SF: 1 SAC: 0 DP: 1 HBP: 1	WP: 0 PA: 38														

PITCHER	IP	WLS	BF	H	R	ER	SO	BB	IBB	HBP	BLK	WP	HR	S	P	ERA	WHIP
Danny Coombs, L ERA: 4.74 (1, 1)	2.1	L	11	5	3	3	3	0	0	0	0	0	0	17	17	11.57	2.143
Jim Ray, R ERA: 2.98 (3, 1)	1.2		7	2	0	0	1	0	0	0	0	0	0	9	9	0.00	1.200
Hal Gilson, L ERA: 4.97 (5, 1)	2.2		14	5	3	2	1	0	1	1	0	0	0	14	19	6.75	1.875
Tom Dukes, R ERA: 6.11 (7, 1)	0.1		3	0	0	0	1	1	0	0	0	0	0	4	8	0.00	3.000
Pat House, L ERA: 10.5 (8, 1)	1.0		3	0	0	0	0	0	0	0	0	0	0	3	3	0.00	0.000

BOTTOM

AB R H RBI BB SO LOB

5 2 3 0 0 1 0

4 2 2 2 0 1 1

4 0 1 1 0 0 2

3 1 2 2 0 1 0

4 0 2 0 0 1 1

4 0 1 0 0 1 4

2 0 0 0 2 0 1

4 0 0 0 0 0 5

4 1 1 0 0 1 0

AB 34
R 6
H 12
RBI 5
BB 2
SO 6
LOB 14

GIANTS

WP: 0 PA: 38
PB: 1 SB: 0 CS: 1
ERA WHIP

Houston Astros @ San Francisco Giants
Candlestick Park, San Francisco, CA

Sun Jul 21 1968, 6:38 AM EDT
Att. 17,021 - Unknown

livebaseballscorecards.com

Batter	1	2	3	4	5	6	7	8	9	AB R H RBI BB SO LOB	TOP					
Don Kessinger, S (1, 6) OBP: 0.286, SLG: 0.284	0-3 K		0-0 2B 14 1B	0-0 1B		0-0 5-3		0-0 2-H 1B		5 1 3 0 0 1 0						
Glenn Beckert, R (1, 4) OBP: 0.321, SLG: 0.372	0-0 1B		0-0 14 1B SF9 2B	0-0 6-3			0-0 F8		0-0 6-3	5 1 2 0 0 0 1						
Billy Williams, L (1, 7) OBP: 0.331, SLG: 0.449	0-0 F8		0-0 F6				0-0 4-3		0-0 1B 1B	5 1 1 0 0 0 3						
Ron Santo, R (1, 5) OBP: 0.354, SLG: 0.420	0-0 F9		4-0 14 1B IBB				0-0 F8		0-0 E 1B 1B	4 1 2 0 1 0 1						
14 Ernie Banks, R (1, 3) OBP: 0.301, SLG: 0.446		0-0 6-3	0-0				0-0 G3 1B		0-0 FC4-6 1B	4 0 3 1 0 0 0						
Dick Nen, L (8, 3) OBP: 0.241, SLG: 0.393			1-2 2-3 3-H 1B				1-2 1B		1-2 3-H SF7 1B	1 1 1 1 0 0 0						
Al Spangler, L (1, 9) OBP: 0.337, SLG: 0.360		0-0	0-0				0-0 G3		0-0 FC4-6 1B	3 1 1 1 0 0 3						
Jim Hickman, R (9, PH) OBP: 0.264, SLG: 0.346			FC4 1B				1-2 2-3		1-2 2-3 SF7 1B	1 0 0 0 0 0 2						
Randy Hundley, R (1, 2) OBP: 0.291, SLG: 0.307		0-0 FC4 1B	0-0 1-4-3				0-0 1-3		0-0 F6	5 0 1 1 0 0 6						
Adolfo Phillips, R (1, 8) OBP: 0.328, SLG: 0.373		0-0 1-2 1B					0-0 6-3		0-0 2B 1B	4 1 2 1 0 0 0						
Joe Niekro, R (1, 1) OBP: 0.171, SLG: 0.128		0-0 F6					0-3 K		0-0 6-3	3 0 0 0 0 1 2						
Willie Smith, L (8, PH) OBP: 0.314, SLG: 0.366										1 0 1 2 0 0 0						
Phil Regan, R (8, 1) OBP: 0.214, SLG: 0.286									1-H 2-H 1B 2B	1 0 0 0 0 0 2						
Inning Stats	R: 0 H: 1 E: 0 LOB: 1 K: 1 BB: 0 S: 6 P: 6	R: 0 H: 2 E: 0 LOB: 2 K: 0 BB: 0 S: 5 P: 5	R: 2 H: 3 E: 0 LOB: 2 K: 0 BB: 1 S: 6 P: 10	R: 0 H: 1 E: 0 LOB: 1 K: 0 BB: 0 S: 4 P: 4	R: 0 H: 2 E: 0 LOB: 2 K: 0 BB: 0 S: 5 P: 5	R: 0 H: 0 E: 0 LOB: 0 K: 1 BB: 0 S: 5 P: 5	R: 0 H: 0 E: 0 LOB: 0 K: 0 BB: 0 S: 3 P: 3	R: 2 H: 4 E: 0 LOB: 2 K: 0 BB: 0 S: 6 P: 6	R: 3 H: 4 E: 1 LOB: 2 K: 0 BB: 0 S: 8 P: 8	1B: 15 SF: 2 2B: 2 SAC: 0 3B: 0 DP: 0 HR: 0 HBP: 0	WP: 0 PA: 45 PB: 0 SB: 0 CS: 0					
PITCHER	IP WLS BF H R ER SO BB IBB HBP BLK WP HR S P ERA WHIP												PITCHER	IP WLS BF H R ER SO BB IBB HBP BLK WP HR S P ERA WHIP		
Ron Herbel, R (1, 1) ERA: 2.43	5.0		25 9 2 2 1 0 1 0 0 0 0 0 0 26 30 3.60 1.800													
Frank Linzy, R (6, 1) ERA: 2.61	3.1 L		15 6 4 4 1 0 0 0 0 0 0 0 0 17 17 10.80 1.800													
Joe Gibbon, L (9, 1) ERA: 1.05	0.0		3 2 0 0 0 0 0 0 0 0 0 0 0 3 3 ∞ ∞													
Bill Monbouquette, R (9, 1) ERA: 4.4	0.2		2 0 1 0 0 0 0 0 0 0 0 0 0 2 2 0.00 0.000													

Chicago Cubs @ San Francisco Giants
 Candlestick Park, San Francisco, CA
 Mon Jul 22 1968, 6:33 AM EDT
 Att. 4,690 - Sunny - 70 F

AB	42
R	7
H	17
RBI	7
BB	1
SO	2
LOB	20



Batter	1	2	3	4	5	6	7	8	9	AB	R	H	RBI	BB	SO	LOB				
Bobby Bonds, R OBP: 0.343, SLG: 0.377 (1, 8) BBB	4-0 G4-6-3 BB		0-0 S 1B		0-0 WP 1B		0-0 F7			3	0	2	0	1	0	1				
Ron Hunt, R OBP: 0.354, SLG: 0.280 (1, 4) X	0-0 G4-6-3 1-2f		0-0 F7 1-2		0-0 F7 1-2		0-0 F7		0-0 E5 1B	4	0	0	0	0	0	3				
Willie Mays, R OBP: 0.346, SLG: 0.459 (1, 9) X	0-0 1B 2B		0-0 F7			4-0 BBB 1B BB		0-0 F7		3	1	1	0	1	0	2				
Willie McCovey, L OBP: 0.378, SLG: 0.570 (1, 3) X	0-0			0-0 F8		0-0 F8		0-0		4	0	2	1	0	0	1				
Frank Johnson, R OBP: 0.254, SLG: 0.220 (8, PR)										0	0	0	0	0	0	0				
Jack Hiatt, R OBP: 0.338, SLG: 0.325 (9, 3)	2-H 1B							1-2 1B		0	0	0	0	0	0	0				
Jim Ray Hart, R OBP: 0.348, SLG: 0.502 (1, 7) X	0-0 F6			0-0 1-6-3		0-0 G6-4-3 1B		0-0 F7		4	0	1	0	0	0	3				
Jim Davenport, R OBP: 0.274, SLG: 0.237 (1, 5) X		0-0 F8		0-3 K		0-0 G6-4-3 1B		0-0 F8		4	0	0	0	0	1	4				
Bob Barton, R OBP: 0.294, SLG: 0.270 (1, 2)		0-0 6-3			0-0 SH3 SF9 2B		0-0 F3		0-0 5-3	3	1	1	0	0	0	0				
Bob Schroder, L OBP: 0.429, SLG: 0.455 (9, PH)										1	0	0	0	0	0	0				
Hal Lanier, R OBP: 0.225, SLG: 0.243 (1, 6)		0-0 F9			0-0 SH3		0-0 SH2-4 1B		0-0 L8	2	0	1	0	0	0	0				
Ty Cline, L OBP: 0.253, SLG: 0.251 (9, PH)					2-3					1	0	0	0	0	0	0				
Ron Herbel, R (1, 1)			0-3 K		0-0 SF9		0-0 SH2-4		0-0 1-3	1	0	0	0	0	1	0				
Dave Marshall, L OBP: 0.354, SLG: 0.351 (5, PH)						3-H				0	0	0	1	0	0	0				
Frank Linzy, R (6, 1)										0	0	0	0	0	0	0				
Joe Gibbon, R (9, 1)										0	0	0	0	0	0	0				
Bill Monbouquette, R OBP: 0.179, SLG: 0.144 (9, PH)										0	0	0	0	0	0	0				
Jesus Alou, R OBP: 0.272, SLG: 0.322 (9, PH)										1	0	0	0	0	0	0				
Inning Stats	R: 1 E: 0 K: 0 S: 4	H: 2 LOB: 1 BB: 1 P: 8	R: 0 E: 0 K: 0 S: 3	H: 0 LOB: 0 BB: 0 P: 3	R: 0 E: 0 K: 1 S: 6	H: 1 LOB: 1 BB: 0 P: 6	R: 0 E: 0 K: 1 S: 5	H: 0 LOB: 0 BB: 0 P: 5	R: 1 E: 0 K: 0 S: 5	H: 2 LOB: 1 BB: 0 P: 5	R: 0 E: 0 K: 0 S: 3	H: 1 LOB: 1 BB: 1 P: 7	R: 0 E: 0 K: 0 S: 4	H: 1 LOB: 2 BB: 0 P: 5	R: 0 E: 0 K: 0 S: 3	H: 0 LOB: 0 BB: 0 P: 3	1B: 6 2B: 2 3B: 0 HR: 0	SF: 1 SAC: 2 DP: 2 HBP: 0	WP: 1 PB: 0 SB: 1 CS: 0	PA: 36
PITCHER	IP WLS BF H R ER SO	IP WLS BF H R ER SO	IP WLS BF H R ER SO	IP WLS BF H R ER SO	IP WLS BF H R ER SO	IP WLS BF H R ER SO	IP WLS BF H R ER SO	IP WLS BF H R ER SO	IP WLS BF H R ER SO	IP WLS BF H R ER SO	IP WLS BF H R ER SO	IP WLS BF H R ER SO	IP WLS BF H R ER SO	IP WLS BF H R ER SO	IP WLS BF H R ER SO	IP WLS BF H R ER SO	ERA WHIP	ERA WHIP		
Joe Niekro, R ERA: 4.57 (1, 1)	7.0 W 28 7 2 2 2																2.57 1.286			
Phil Regan, R ERA: 2.09 (8, 1)	2.0 S 8 1 0 0 0																0.00 0.500			

BOTTOM

Chicago Cubs @ San Francisco Giants
Candlestick Park, San Francisco, CA

Mon Jul 22 1968, 6:33 AM EDT
Att. 4,690 - Sunny - 70 F

livebaseballscores.com

AB	31
R	2
H	8
RBI	2
BB	2
SO	2
LOB	14



Batter	1	2	3	4	5	6	7	8	9	10	AB R H RBI BB SO LOB
Don Kessinger, S OBP: 0.285, SLG: 0.282 (1, 6)	0-3 K		0-0 F9			0-0 2-3		0-0 E S 1B	0-0 F4		5 0 1 0 0 1 3
Glenn Beckert, R OBP: 0.317, SLG: 0.367 (1, 4)	0-0 F6		0-0 F7			0-0 F3		0-0 F6		0-0 6-3	5 0 0 0 0 0 2
Billy Williams, L OBP: 0.329, SLG: 0.445 (1, 7)	0-3 K							0-0 F3	0-3 K	4-0 FC5-4 BB	4 0 0 0 1 3 1
Ron Santo, R OBP: 0.352, SLG: 0.415 (1, 5)		0-0 6-3				0-3 K		4-0 BB E 1B BB	0-0 E6	0-0 FC5-4	4 1 0 0 1 1 2
14 Ernie Banks, R OBP: 0.296, SLG: 0.439 (1, 3)		0-0 F7				0-0 F8		0-0 F4	0-0 6-3	0-0 F6	5 0 0 0 0 0 4
Al Spangler, L OBP: 0.343, SLG: 0.366 (1, 9)		0-3 K				0-0 F6		0-0 E BB PB 1B	0-0 G3 1B		4 1 2 0 0 1 0
Randy Hundley, R OBP: 0.296, SLG: 0.308 (1, 2)			4-0 E FC6-5-4-6 BB			0-0 F3		4-0 PB E 1B BB	0-0 G3 1B		2 1 1 0 2 0 0
Adolfo Phillips, R OBP: 0.327, SLG: 0.371 (1, 8)			0-0 E7 FC6-5-4-6 1B			0-0 F6		0-0 E5 PB	0-3 K		4 0 1 0 0 1 4
Fergie Jenkins, R OBP: 0.250, SLG: 0.241 (1, 1)			0-0 FC6-5-4-6 F9			0-0 F3		0-0 F2	0-0 G3		2 0 0 1 0 0 1
Willie Smith, L OBP: 0.311, SLG: 0.362 (7, PH)			2-3 3-H					1-2 2-3 3-H	1-2 2-3		1 0 0 0 0 0 2
Phil Regan, R OBP: 0.274, SLG: 0.286 (7, 1)											0 0 0 0 0 0 0
Dick Nen, L OBP: 0.237, SLG: 0.386 (9, PH)											1 0 0 0 0 0 2
Gary Ross, R OBP: 0.125, SLG: 0.125 (9, 1)											0 0 0 0 0 0 0
Jack Lambie, R OBP: 0.200, SLG: 0.200 (9, 1)											0 0 0 0 0 0 0

Inning Stats	R: 0	H: 0	R: 0	H: 0	R: 1	H: 1	R: 0	H: 0	R: 0	H: 0	R: 2	H: 1	R: 0	H: 1	R: 0	H: 0	R: 0	H: 0	R: 0	H: 0	1B: 5	SF: 0	WP: 0	PA: 41
E: 0	LOB: 0	E: 0	LOB: 0	E: 1	LOB: 1	E: 0	LOB: 0	E: 0	LOB: 0	E: 1	LOB: 2	E: 1	LOB: 2	E: 1	LOB: 2	E: 0	LOB: 1	E: 0	LOB: 1	E: 0	LOB: 1	2B: 0	SAC: 0	PB: 1
K: 2	BB: 0	K: 1	BB: 0	K: 0	BB: 1	K: 2	BB: 0	K: 0	BB: 0	K: 0	BB: 2	K: 1	BB: 0	K: 1	BB: 0	K: 0	BB: 1	K: 0	BB: 1	K: 0	BB: 1	3B: 0	DP: 0	SB: 1
S: 7	P: 7	S: 5	P: 5	S: 4	P: 8	S: 7	P: 7	S: 3	P: 3	S: 5	P: 13	S: 7	P: 7	S: 7	P: 7	S: 3	P: 7	S: 3	P: 7	S: 3	P: 7	HR: 0	HBP: 0	CS: 0

PITCHER	IP	WLS	BF	H	R	ER	SO	BB	IBB	HBP	BLK	WP	HR	S	P	ERA	WHIP
Juan Marichal, R ERA: 2.24 (1, 1)	10.0	W	41	5	3	1	7	4	0	0	0	0	0	51	67	0.90	0.900

Chicago Cubs @ San Francisco Giants
Candlestick Park, San Francisco, CA

Tue Jul 23 1968, 10:05 PM EDT
Att. 6,561 - Unknown - 55 F

AB	37
R	3
H	5
RBI	1
BB	4
SO	7
LOB	21

BOTTOM

Chicago Cubs @ San Francisco Giants
Candlestick Park, San Francisco, CA
Tue Jul 23 1968, 10:05 PM EDT
Att. 6,561 - Unknown - 55 F

livebaseballscorecards.com

AB	36
R	4
H	8
RBI	4
BB	2
SO	3
LOB	14



WP	0	PA	40
PB	0		
SB	0		
CS	0		

AB	4	R	1	H	1	RBI	0	BB	0	SO	0	LOB	0
	1	0	0	0	0	0	0	1	2				

5	1	1	0	0	0	1							
---	---	---	---	---	---	---	--	--	--	--	--	--	--

4	1	1	0	1	1	0							
---	---	---	---	---	---	---	--	--	--	--	--	--	--

5	1	4	3	0	0	0							
---	---	---	---	---	---	---	--	--	--	--	--	--	--

3	0	0	1	0	0	4							
---	---	---	---	---	---	---	--	--	--	--	--	--	--

4	0	0	0	0	1	3							
---	---	---	---	---	---	---	--	--	--	--	--	--	--

3	0	1	0	1	0	0							
0	0	0	0	0	0	0							
0	0	0	0	0	0	0							

3	0	0	0	0	0	2							
---	---	---	---	---	---	---	--	--	--	--	--	--	--

4	0	0	0	0	0	2							
---	---	---	---	---	---	---	--	--	--	--	--	--	--

1B	6	SF	1	WP	0	PA	40
2B	0	SAC	1	PB	0		
3B	1	DP	0	SB	0		
HR	1	HBP	0	CS	0		

Batter	1	2	3	4	5	6	7	8	9	10
Bobby Bonds, R OBP: 0.338, SLG: 0.400 Ty Cline, L OBP: 0.251, SLG: 0.250 (1, 9) (9, PH) (10, 9)	0-0 1B 3B		0-0 F8		0-0 1-3		0-0 G3		0-3 K	
Ron Hunt, R OBP: 0.352, SLG: 0.279 (1, 4)	0-0 G3		0-0 F6		0-0 1B 1B		0-0 4-3		0-0 F9	
Willie Mays, R OBP: 0.347, SLG: 0.456 (1, 8) B B B	4-0 1B SF8 BB		0-0 F2		0-0 1B 1B		0-3 K		0-0 F9	
Willie McCovey, L OBP: 0.384, SLG: 0.584 (1, 3)	0-0 1B 1-3 3-H		0-0 FC6-4 1B		0-0 FC6-4 1B 1-2 2-H		0-0 E4 FC6-4		0-0 HR	
Jim Ray Hart, R OBP: 0.345, SLG: 0.497 (1, 5)	0-0 SF8 3-H		0-0 FC6-4 1B 1-2f		0-0 FC6-4 1-2f		0-0 FC6-4 1-2f			
Dave Marshall, L OBP: 0.343, SLG: 0.339 (1, 7)	0-0 F6		0-0 F6		0-3 K		0-0 6-3			
Dick Dietz, R OBP: 0.364, SLG: 0.438 Frank Johnson, R OBP: 0.254, SLG: 0.220 Bob Barton, R OBP: 0.294, SLG: 0.270 (1, 2) (9, PR) (10, 2)		0-0 F7		0-0 1B		0-0 F8		4-0 6-3 SH3 BB		
Hal Lanier, R OBP: 0.223, SLG: 0.241 (1, 6)		0-0 5-3		0-0 1-3		0-0 6-3		0-0 SH3 1-2		
Juan Marichal, R OBP: 0.179, SLG: 0.173 (1, 1)		0-0 5-3		0-0 F5		0-0 6-3		0-0 6-3 2-3		

Inning Stats	R: 2	H: 2	E: 0	K: 0	S: 5	P: 9	R: 0	H: 0	E: 0	K: 0	S: 3	R: 0	H: 0	E: 0	K: 0	S: 3	R: 0	H: 2	E: 0	K: 0	S: 5	R: 1	H: 3	E: 0	K: 0	S: 6	R: 0	H: 0	E: 0	K: 1	S: 5	R: 0	H: 0	E: 0	K: 0	S: 3	R: 0	H: 0	E: 1	K: 1	S: 6	R: 0	H: 0	E: 0	K: 1	S: 5	R: 1	H: 1	E: 0	K: 0	S: 3	1B: 6	SF: 1	2B: 0	3B: 1	HR: 1	WP: 0	PA: 40
--------------	------	------	------	------	------	------	------	------	------	------	------	------	------	------	------	------	------	------	------	------	------	------	------	------	------	------	------	------	------	------	------	------	------	------	------	------	------	------	------	------	------	------	------	------	------	------	------	------	------	------	------	-------	-------	-------	-------	-------	-------	--------

PITCHER	IP	WLS	BF	H	R	ER	SO	BB	IBB	HBP	BLK	WP	HR	S	P	ERA	WHIP
Fergie Jenkins, R ERA: 2.44 (1, 1)	6.0		26	7	3	3	1	1	0	0	0	0	0	27	31	4.50	1.333
Phil Regan, R ERA: 2.04 (7, 1)	2.0		7	0	0	0	1	0	0	0	0	0	0	9	9	0.00	0.000
Gary Ross, R ERA: 3.62 (9, 1)	0.0		1	0	0	0	0	1	0	0	0	0	0	4	4	∞	∞
Jack Lamabe, R ERA: 4.29 (9, 1)	1.2	L	6	1	1	1	1	0	0	0	0	0	1	8	8	5.40	0.600

Batter	1	2	3	4	5	6	7	8	9	AB R H RBI BB SO LOB	TOP
Don Kessinger, S OBP: 0.285, SLG: 0.282 (1, 6) X	0-0 6-3 ①		0-0 1-3 ②			0-0 SH1-4 1B		0-0 4-3 ③		4 0 1 0 0 0 0	
Glenn Beckert, R OBP: 0.317, SLG: 0.365 (1, 4) B B B	4-0 BB		0-0 6-3 ③			0-0 SH1-4 1-2		0-0 4-3 ①		2 0 0 0 1 0 0	
Billy Williams, L OBP: 0.329, SLG: 0.443 (1, 7) X	0-0 F8 ②			0-0 4-3 ①		0-0 F7 ③		0-0 HR 1B		4 1 1 0 0 0 2	
Ron Santo, R OBP: 0.351, SLG: 0.422 (1, 5) X	0-0 5-3 ③			0-0 3-1 ②			0-0 5-3 ①		0-0 HR 1-H	4 1 1 2 0 0 1	
Dick Nen, L OBP: 0.222, SLG: 0.361 (1, 3) X		0-0 1-3 ①		0-0 F3 ③			0-0 F8 ②		0-0 4-3 ②	4 0 0 0 0 0 0	
Al Spangler, L OBP: 0.349, SLG: 0.371 (1, 9) X		0-0 FC6-4 1B			0-0 G3 ①		0-0 1B		0-3 K ③	4 0 2 0 0 1 0	
Randy Hundley, R OBP: 0.294, SLG: 0.305 (1, 2) X		0-0 F7 ②			0-0 1-3 ②		0-0 5-3 ③			3 0 0 0 0 0 2	
Jim Hickman, R OBP: 0.256, SLG: 0.333 (1, 8) X		0-0 FC6-4 1-2f			0-3 K ③			0-0 6-3 ①		3 0 0 0 0 1 1	
Ken Holtzman, R OBP: 0.122, SLG: 0.143 (1, 1) S S S			0-3 K ①			0-0 F7 ①		0-3 K ②		3 0 0 0 0 2 0	
Inning Stats	R: 0 E: 0 K: 0 S: 3 H: 0 LOB: 1 BB: 1 P: 7	R: 0 E: 0 K: 0 S: 4 H: 1 LOB: 1 BB: 0 P: 4	R: 0 E: 0 K: 1 S: 5 H: 0 LOB: 0 BB: 0 P: 5	R: 0 E: 0 K: 0 S: 3 H: 0 LOB: 0 BB: 0 P: 3	R: 0 E: 0 K: 1 S: 5 H: 0 LOB: 0 BB: 0 P: 5	R: 0 E: 0 K: 0 S: 4 H: 1 LOB: 1 BB: 0 P: 4	R: 0 E: 0 K: 0 S: 4 H: 1 LOB: 1 BB: 0 P: 4	R: 0 E: 0 K: 1 S: 5 H: 0 LOB: 0 BB: 0 P: 5	R: 2 E: 0 K: 1 S: 7 H: 2 LOB: 0 BB: 0 P: 7	1B: 4 2B: 0 3B: 0 HR: 1 SF: 0 SAC: 1 DP: 0 HBP: 0	WP: 0 PB: 0 SB: 0 CS: 0 PA: 33
PITCHER Gaylord Perry, R ERA: 2.78 (1, 1)	IP WLS BF H R ER SO BB IBB HBP BLK WP HR S P ERA WHIP										
	9.0 L 33 5 2 2 4 1 0 0 0 0 1 40 44 2.00 0.667										
PITCHER	IP WLS BF H R ER SO BB IBB HBP BLK WP HR S P ERA WHIP										

Chicago Cubs @ San Francisco Giants
Candlestick Park, San Francisco, CA
Wed Jul 24 1968, 6:33 AM EDT
Att: 5,914 - Sunny - 65 F

livebaseballscorecards.com

AB	31
R	2
H	5
RBI	2
BB	1
SO	4
LOB	6



Batter	1	2	3	4	5	6	7	8	9	AB R H RBI BB SO LOB
Bobby Bonds, R OBP: 0.321, SLG: 0.377 (1, 9) SS	0-3 K ①		0-3 K ③			0-0 6-3 1-2		0-3 K ②		4 0 0 0 0 3 2
Ron Hunt, R OBP: 0.354, SLG: 0.285 (1, 4) X	0-0 F6			0-0 F9		0-0 BB 2-3 1B		0-0 E 2B		4 0 2 0 0 0 0
Willie Mays, R OBP: 0.352, SLG: 0.456 (1, 8) X	0-0 F8			0-0 G6-3 1B		4-0 BB 1-2 BB		4-0 E IBB		2 0 1 0 2 0 0
Willie McCovey, L OBP: 0.380, SLG: 0.576 (1, 3) SS		0-3 K ①		0-0 G6-3 1-2f		0-0 F5		0-0 E3 1-2 2-3		4 0 0 0 0 1 6
Jim Ray Hart, R OBP: 0.341, SLG: 0.491 (1, 7) X		0-0 F7			0-0 6-3	0-3 K ③		0-0 5-3		4 0 0 0 0 1 6
Jim Davenport, R OBP: 0.269, SLG: 0.232 (1, 5) X		0-0 6-3			0-0 6-3		0-3 K ①		0-0 F7	4 0 0 0 0 1 0
Bob Barton, R OBP: 0.306, SLG: 0.284 (1, 2) X			0-0 F7		0-0 FC6-4 1B		0-0 G6-4-3 1B		0-0 6-3	4 0 2 0 0 0 0
Hal Lanier, R OBP: 0.224, SLG: 0.242 (1, 6) Jesus Alou, R OBP: 0.271, SLG: 0.320 (9, PH)			0-0 SH3-4 1B		0-0 FC6-4 1-2f		0-0 G6-4-3 1-2f		0-0 6-3	3 0 1 0 0 0 2 1 0 0 0 0 0 0
Gaylord Perry, R OBP: 0.145, SLG: 0.130 (1, 1) X			0-0 SH3-4 1-2			0-0 1B WP 1B		0-0 F9		2 0 1 0 0 0 0

Inning Stats	R: 0 E: 0 K: 1 S: 5	H: 0 LOB: 0 BB: 0 P: 5	R: 0 E: 0 K: 1 S: 5	H: 0 LOB: 0 BB: 0 P: 5	R: 0 E: 0 K: 1 S: 6	H: 1 LOB: 1 BB: 0 P: 6	R: 0 E: 0 K: 0 S: 3	H: 1 LOB: 0 BB: 0 P: 3	R: 0 E: 0 K: 0 S: 4	H: 1 LOB: 1 BB: 0 P: 4	R: 0 E: 0 K: 1 S: 7	H: 2 LOB: 3 BB: 1 P: 11	R: 0 E: 0 K: 1 S: 5	H: 1 LOB: 0 BB: 0 P: 5	R: 0 E: 1 K: 1 S: 7	H: 1 LOB: 3 BB: 1 P: 11	R: 0 E: 0 K: 0 S: 3	H: 0 LOB: 0 BB: 0 P: 3	1B: 6 2B: 1 3B: 0 HR: 0	SF: 0 SAC: 1 DP: 2 HBP: 0
--------------	------------------------------	---------------------------------	------------------------------	---------------------------------	------------------------------	---------------------------------	------------------------------	---------------------------------	------------------------------	---------------------------------	------------------------------	----------------------------------	------------------------------	---------------------------------	------------------------------	----------------------------------	------------------------------	---------------------------------	----------------------------------	------------------------------------

PITCHER	IP	WLS	BF	H	R	ER	SO	BB	IBB	HBP	BLK	WP	HR	S	P	ERA	WHIP	PITCHER	IP	WLS	BF	H	R	ER	SO	BB	IBB	HBP	BLK	WP	HR	S	P	ERA	WHIP	
Ken Holtzman, L ERA: 3.62 (1, 1)	9.0	W	35	7	0	0	6	1	1	0	0	1	0	45	53	0.00	0.889																			


BOTTOM

Chicago Cubs @ San Francisco Giants
Candlestick Park, San Francisco, CA

Wed Jul 24 1968, 6:33 AM EDT
Att. 5,914 - Sunny - 65 F

AB	32
R	0
H	7
RBI	0
BB	2
SO	6
LOB	16

WP: 1 PA: 35
PB: 0 SB: 0 CS: 0



livebaseballscorecards.com

Batter	1	2	3	4	5	6	7	8	9	AB R H RBI BB SO LOB	TOP											
Ron Hunt, R (1, 4) OBP: 0.360, SLG: 0.284	0-0 F8		4-0 1B BB		4-0 G4-6-3 BB		4-0 BB BB		4-0 1B 1-2 BB	1 0 0 0 4 0 0												
Jesus Alou, R (1, 9) OBP: 0.274, SLG: 0.322	0-3 K		0-0 1-3 BB 1B		0-0 G4-6-3 1-2f		0-0 F7		0-0 1-3 2-H 1B	5 0 2 1 0 1 3												
Willie Mays, R (1, 8) OBP: 0.350, SLG: 0.451	0-0 F9		4-0 1-2 BB			0-0 F8		0-3 K	0-3 K	4 0 0 0 1 2 2												
Willie McCovey, L (1, 3) OBP: 0.378, SLG: 0.570		0-0 4-3	0-0 1-3			0-0 F8		4-0 1-3 BB		3 0 0 0 1 0 3												
Jim Ray Hart, R (1, 7) OBP: 0.342, SLG: 0.489		4-0 BB		0-0 6-3		0-0 FC6-4 1B		0-0 1-3		3 0 1 0 1 0 1												
Frank Johnson, R (1, 5) OBP: 0.246, SLG: 0.214		0-0 F9		0-0 F6		0-0 FC6-4 1-2f		0-0 F3		4 0 0 0 0 0 3												
Bob Barton, R (1, 2) OBP: 0.307, SLG: 0.286		0-3 K		0-0 FC6-4 1B			0-3 K		0-0 BB 1B 1B	3 0 1 0 0 2 1 1 0 1 0 0 0 0 0 1 0 0 0 0 0												
Dick Dietz, R (9, PH) OBP: 0.368, SLG: 0.442																						
Bob Schroder, L (9, PR) OBP: 0.429, SLG: 0.455																						
Hal Lanier, R (1, 6) OBP: 0.225, SLG: 0.245			0-0 F6	0-0 FC6-4 1-2f			0-0 4-3 2B		0-3 K	4 0 1 0 0 1 2												
Ray Sadecki, L (1, 1) OBP: 0.136, SLG: 0.125			0-3 K		0-3 K				0-0 F7	2 0 0 0 0 2 0 1 0 0 0 0 0 1 0 0 0 0 0 0 0 1 0 0 0 0 0 1												
Jim Davenport, R (7, PH) OBP: 0.268, SLG: 0.231																						
Frank Linzy, R (7, 1)																						
Jack Hiatt, R (9, PH) OBP: 0.337, SLG: 0.323																						
Inning Stats	R: 0 E: 0 K: 1 S: 5	H: 0 LOB: 0 BB: 0 P: 5	R: 0 E: 0 K: 1 S: 5	H: 0 LOB: 1 BB: 1 P: 9	R: 0 E: 0 K: 1 S: 6	H: 1 LOB: 3 BB: 2 P: 14	R: 0 E: 0 K: 0 S: 4	H: 1 LOB: 1 BB: 0 P: 4	R: 0 E: 0 K: 1 S: 4	H: 0 LOB: 0 BB: 1 P: 8	R: 0 E: 0 K: 0 S: 4	H: 1 LOB: 1 BB: 0 P: 4	R: 0 E: 0 K: 1 S: 6	H: 1 LOB: 2 BB: 1 P: 10	R: 0 E: 0 K: 1 S: 5	H: 0 LOB: 1 BB: 1 P: 9	R: 1 E: 0 K: 2 S: 9	H: 2 LOB: 2 BB: 1 P: 13	1B: 5 2B: 1 3B: 0 HR: 0	SF: 0 SAC: 0 DP: 1 HBP: 0	WP: 0 PB: 0 SB: 0 CS: 0	PA: 39
PITCHER	IP WLS BF H R ER SO BB IBB HBP BLK WP HR S P ERA WHIP																					
Denny Lemaster, L (1, 1) ERA: 2.68	8.2 W 38 6 1 1 7 7 0 0 0 0 0 0 45 73 1.04 1.500																					
Steve Shea, R (9, 1) ERA: 4.76	0.1 S 1 0 0 0 1 0 0 0 0 0 0 0 3 3 0.00 0.000																					

San Francisco Giants @ Houston Astros
 Astrodome, Houston, TX
 Fri Jul 26 1968, 8:05 PM EDT
 Att. 27,369 - Unknown

AB	32
R	1
H	6
RBI	1
BB	7
SO	8
LOB	17



Batter	1	2	3	4	5	6	7	8	9
Dick Simpson, R OBP: 0.302, SLG: 0.327 (1, 9)	0-0 4-3 2B		0-0 F7		0-0 2-H 1B			0-0 HR 2B	
Hector Torres, R OBP: 0.263, SLG: 0.258 (1, 6)	0-3 K		4-0 BB		0-0 F8			0-0 P2	
Rusty Staub, L OBP: 0.392, SLG: 0.414 (1, 3)	0-0 4-3 2-3		0-0 F9		0-0 F2			4-0 HR IBB	
Jimmy Wynn, R OBP: 0.373, SLG: 0.449 (1, 8)	4-0 BB			4-0 BB		0-0 F7		0-0 1-H 2-H HR	
Denis Menke, R OBP: 0.331, SLG: 0.342 (1, 4)	0-3 K			0-0 F8		0-0 4-3		0-0 F8	
Bob Aspromonte, R OBP: 0.314, SLG: 0.283 (1, 5)		0-3 K		0-0 F9		0-3 K		0-0 HBP 1B	
Bob Watson, R OBP: 0.287, SLG: 0.302 (1, 7)		0-3 K		0-0 F8			0-0 6-3	1-0 HBP	
Ron Brand, R OBP: 0.273, SLG: 0.182 John Bateman, R OBP: 0.279, SLG: 0.318 (1, 2) (9, 2)		0-0 6-3			4-0 SH2-4 1B BB		0-3 K	0-3 K	
Denny Lemaster, R OBP: 0.058, SLG: 0.020 Steve Shea, R (9, 1)			0-3 K		0-0 SH2-4		0-0 F3		

AB	R	H	RBI	BB	SO	LOB
4	1	3	1	0	0	0
3	0	0	0	1	1	3
3	1	0	0	1	0	3
2	1	1	3	2	0	0
4	0	0	0	0	1	3
4	0	1	0	0	2	1
3	0	0	0	0	1	1
3	1	0	0	1	2	2
0	0	0	0	0	0	0
2	0	0	0	0	1	0
0	0	0	0	0	0	0

BOTTOM

San Francisco Giants @ Houston Astros
Astrodome, Houston, TX
Fri Jul 26 1968, 8:05 PM EDT
Att. 27,369 - Unknown

livebaseballscorecards.com

AB	28
R	4
H	5
RBI	4
BB	5
SO	8
LOB	13




1B: 2	SF: 0
2B: 2	SAC: 1
3B: 0	DP: 0
HR: 1	HBP: 1

WP: 0	PA: 35
PB: 0	
SB: 0	
CS: 0	

Inning Stats		R	H	E	K	S	BB	IBB	HBP	BLK	WP	HR	S	P	ERA	WHIP
Ray Sadecki, L ERA: 2.78 (1, 1)	6.0	1	2	0	2	7	0	0	0	0	0	0	32	48	1.50	1.000
Frank Linzy, R ERA: 3.02 (7, 1)	2.0	0	3	0	1	7	0	1	0	0	0	1	13	18	13.50	1.500

PITCHER		IP	WLS	BF	H	R	ER	SO	BB	IBB	HBP	BLK	WP	HR	S	P	ERA	WHIP
Ray Sadecki, L ERA: 2.78 (1, 1)	6.0	1	24	2	1	1	0	6	0	0	0	0	0	0	32	48	1.50	1.000
Frank Linzy, R ERA: 3.02 (7, 1)	2.0	0	11	3	3	3	2	2	0	1	0	0	0	1	13	18	13.50	1.500

Batter	1	2	3	4	5	6	7	8	9	AB R H RBI BB SO LOB	TOP											
Ron Hunt, R (1, 4) OBP: 0.358, SLG: 0.283	0-0 F9	0-0 F8			0-0 E4 4-3 SF9		0-3 K		0-0 WP 1-2 1B	5 1 1 0 0 1 2												
Frank Johnson, R (1, 5) OBP: 0.240, SLG: 0.207	0-0 6-3		0-3 K		0-0 4-3		0-0 F9		0-0 F7	4 0 0 1 0 1 1												
Jim Davenport, R (7, 5) OBP: 0.266, SLG: 0.230					2-3 3-H				1-2 2-3	1 0 0 0 0 0 2												
Willie Mays, R (1, 8) OBP: 0.349, SLG: 0.450	0-0 E7 1B		0-0 6-3		0-0 SF9			0-0 F8		3 0 1 1 0 0 0												
Willie McCovey, L (1, 3) OBP: 0.374, SLG: 0.563	0-0 6-3		0-0 4-3		0-0 G3			0-0 3-1		4 0 0 0 0 0 1												
Jim Ray Hart, R (1, 7) OBP: 0.344, SLG: 0.489		0-0 3B 1B		0-0 5-3		0-3 K		0-0 E4 1B		4 1 2 0 0 1 0												
Ty Cline, L (9, 7) OBP: 0.251, SLG: 0.250										0 0 0 0 0 0 0												
Jesus Alou, R (1, 9) OBP: 0.278, SLG: 0.333		0-0 1B 3B		0-0 6-3		0-0 5-3 1B		0-0 E4 1-H		4 1 2 1 0 0 1												
Bob Barton, R (1, 2) OBP: 0.316, SLG: 0.297		0-0 2-3 1B		0-0 1B		0-0 5-3 1-2			0-0 6-3	4 0 2 1 0 0 1	AB 36 R 4 H 8 RBI 4 BB 1 SO 5 LOB 12											
Hal Lanier, R (1, 6) OBP: 0.221, SLG: 0.242		0-0 2-3		0-0 F9		0-0 6-3			0-0 G3	4 0 0 0 0 0 3												
Mike McCormick, L (1, 1) OBP: 0.173, SLG: 0.133		0-3 K			0-3 K E 4-3		0-0 5-3		4-0 WP 1B BB	1 0 0 0 0 1 1												
Bobby Bolin, R (2, 1) OBP: 0.136, SLG: 0.050										2 1 0 0 1 1 0												
Inning Stats	R: 0 E: 1 K: 0 S: 4	H: 1 LOB: 1 BB: 0 P: 4	R: 2 E: 0 K: 1 S: 8	H: 3 LOB: 1 BB: 0 P: 8	R: 0 E: 0 K: 1 S: 5	H: 0 LOB: 0 BB: 0 P: 5	R: 0 E: 0 K: 0 S: 4	H: 1 LOB: 1 BB: 0 P: 4	R: 2 E: 1 K: 1 S: 7	H: 0 LOB: 0 BB: 0 P: 7	R: 0 E: 0 K: 1 S: 6	H: 1 LOB: 1 BB: 0 P: 6	R: 0 E: 0 K: 1 S: 5	H: 0 LOB: 0 BB: 0 P: 5	R: 0 E: 1 K: 0 S: 4	H: 1 LOB: 1 BB: 0 P: 4	R: 0 E: 0 K: 0 S: 4	H: 1 LOB: 2 BB: 1 P: 8	1B: 7 2B: 0 3B: 1 HR: 0	SF: 1 SAC: 0 DP: 0 HBP: 0	WP: 2 PB: 0 SB: 0 CS: 0	PA: 38
PITCHER	IP WLS BF H R ER SO BB IBB HBP BLK WP HR S P ERA WHIP																					
John Buzhardt, R (1, 1) ERA: 2.77	7.0 L 29 6 4 2 5 0 0 0 0 1 0 39 39 2.57 0.857																					
Tom Dukes, R (8, 1) ERA: 5.7	2.0 9 2 0 0 0 1 0 0 0 1 0 8 12 0.00 1.500																					

San Francisco Giants @ Houston Astros
 Astrodome, Houston, TX
 Sat Jul 27 1968, 8:05 PM EDT
 Att. 37,330 - Unknown

livebaseballscorecards.com

Batter	1	2	3	4	5	6	7	8	9	AB	R	H	RBI	BB	SO	LOB
Dick Simpson, R OBP: 0.295, SLG: 0.318 (1, 9)	0-3 K	0-3 K			0-0 F4			0-3 K		4	0	0	0	0	3	1
Hector Torres, R OBP: 0.262, SLG: 0.258 (1, 6)	0-0 1B	0-0 1-3			0-0 6-3			0-0 F7		4	0	1	0	0	0	1
Rusty Staub, L OBP: 0.390, SLG: 0.412 Julio Gotay, R OBP: 0.254, SLG: 0.270 (1, 3) (8, PR) (9, 4)	0-0 F1		0-0 F7			0-0 F8		0-0 1B		4	0	1	0	0	0	1
Jimmy Wynn, R OBP: 0.369, SLG: 0.444 (1, 8)	0-3 K		0-3 K			0-3 K		0-3 K		4	0	0	0	0	4	2
Denis Menke, R OBP: 0.328, SLG: 0.337 (1, 4) (9, 3)		0-0 1-3	0-0 5-3			0-0 F3			0-0 L7	4	0	0	0	0	0	0
Bob Aspromonte, R OBP: 0.313, SLG: 0.283 (1, 5)		0-0 E 2B 1B		0-0 5-3		0-0 5-3			0-0 5-3	4	1	1	0	0	0	0
Bob Watson, R OBP: 0.286, SLG: 0.301 (1, 7)		0-0 E5 2B		0-3 K		0-3 K			0-0 1B	4	1	1	0	0	2	1
John Bateman, R OBP: 0.284, SLG: 0.328 Hal Gilson, R (7, PR) Dave Adlesh, R OBP: 0.237, SLG: 0.263 Norm Miller, L OBP: 0.286, SLG: 0.349 (8, 2) (9, PH)		0-0 1B 2B		0-3 K		0-0 FC4-6 1B			0-0 F8	3	1	2	2	0	1	0
John Buzhardt, R OBP: 0.200, SLG: 0.200 Lee Thomas, L OBP: 0.239, SLG: 0.248 Tom Dukes, R (8, 1)		0-0 1B			0-0 G3			0-0 FC4-6		2	0	1	1	0	0	0

BOTTOM

San Francisco Giants @ Houston Astros
Astrodome, Houston, TX
Sat Jul 27 1968, 8:05 PM EDT
Att. 37,330 - Unknown

livebaseballscorecards.com

AB	35
R	3
H	7
RBI	3
BB	0
SO	10
LOB	8



Inning Stats	R: 0	H: 1	E: 0	K: 2	S: 8	P: 8	R: 3	H: 3	E: 1	K: 1	S: 9	R: 0	H: 0	E: 0	K: 1	S: 5	R: 0	H: 0	E: 0	K: 2	S: 7	R: 0	H: 0	E: 0	K: 0	S: 3	R: 0	H: 0	E: 0	K: 1	S: 5	R: 0	H: 1	E: 0	K: 2	S: 8	R: 0	H: 1	E: 0	K: 0	S: 4	1B: 6	2B: 1	3B: 0	HR: 0	SF: 0	SAC: 0	DP: 0	HBP: 0	WP: 0	PB: 0	SB: 0	CS: 0	PA: 35
PITCHER	IP	WLS	BF	H	R	ER	SO	BB	IBB	HBP	BLK	WP	HR	S	P	ERA	WHIP	IP	WLS	BF	H	R	ER	SO	BB	IBB	HBP	BLK	WP	HR	S	P	ERA	WHIP																				
Mike McCormick, L ERA: 3.87 Bobby Bolin, R ERA: 1.87	(1, 1) (2, 1)	1.1 7.2	WLS W	9 26	4 3	3 0	2 8	0 0	0 0	0 0	0 0	0 0	0 0	13 42	13 42	13.50 0.00	3.000 0.391																																					

Batter	1	2	3	4	5	6	7	8	9	10	11	AB R H RBI BB SO LOB	TOP												
Ron Hunt, R OBP: 0.362, SLG: 0.285 (1.4)												4 1 2 0 2 0 1	San Francisco Giants @ Houston Astros Astrodome, Houston, TX Sun Jul 28 1968, 4:33 AM EDT Att. 33,241 - Unknown												
Ty Cline, L OBP: 0.254, SLG: 0.249 (1.7)												5 0 1 1 1 1 3													
Willie Mays, R OBP: 0.346, SLG: 0.447 (1.8)												6 0 1 1 0 0 4													
Willie McCovey, L OBP: 0.374, SLG: 0.567 (1.3)												5 0 2 0 0 2 2													
Jesus Alou, R OBP: 0.284, SLG: 0.340 (1.9)												4 0 2 0 1 0 1													
Jim Davenport, R OBP: 0.269, SLG: 0.243 (1.5)												5 2 2 0 0 2 3													
Bob Barton, R OBP: 0.325, SLG: 0.308 (1.2)												4 0 2 1 0 1 1													
Hal Lanier, R OBP: 0.218, SLG: 0.239 (1.6)												4 0 0 0 0 0 3													
Juan Marichal, R OBP: 0.180, SLG: 0.174 (1.1)												5 1 1 1 0 0 1													
Inning Stats	R: 0 E: 0 K: 2 S: 8	H: 1 LOB: 1 BB: 0 P: 8	R: 0 E: 0 K: 1 S: 6	H: 1 LOB: 1 BB: 0 P: 6	R: 0 E: 0 K: 0 S: 3	H: 0 LOB: 1 BB: 1 P: 7	R: 1 E: 0 K: 1 S: 7	H: 3 LOB: 1 BB: 0 P: 7	R: 1 E: 1 K: 0 S: 5	H: 2 LOB: 1 BB: 0 P: 5	R: 0 E: 0 K: 2 S: 7	H: 0 LOB: 0 BB: 0 P: 7		R: 0 E: 0 K: 0 S: 3	H: 1 LOB: 1 BB: 1 P: 7	R: 0 E: 0 K: 0 S: 4	H: 1 LOB: 1 BB: 0 P: 4	R: 0 E: 0 K: 0 S: 4	H: 1 LOB: 1 BB: 0 P: 4	R: 2 E: 0 K: 0 S: 6	H: 3 LOB: 2 BB: 1 P: 10	1B: 9 2B: 2 3B: 2 HR: 0	SF: 0 SAC: 2 DP: 1 HBP: 0	WP: 2 PB: 0 SB: 0 CS: 1	PA: 48
PITCHER	IP WLS BF H R ER SO BB IBB HBP BLK WP HR S P ERA WHIP																								
Dave Giusti, R ERA: 2.89 (1, 1)	8.0		33	8	2	2	6	2	1	0	0	2	0	42	54	2.25	1.250								
Steve Shea, R ERA: 5.4 (9, 1)	2.2	L	13	4	2	2	0	1	0	0	0	0	0	12	16	6.75	1.875								
Tom Dukes, R ERA: 5.64 (11, 1)	0.1		2	1	0	0	0	0	0	0	0	0	0	2	2	0.00	3.000								

livebaseballscorecards.com

AB	42
R	4
H	13
RBI	4
BB	4
SO	6
LOB	19



Batter	1	2	3	4	5	6	7	8	9	10	11	AB R H RBI BB SO LOB	BOTTOM	
Dick Simpson, R (1, 7) Julio Gotay, R (8, PH) Steve Shea, R (9, 1) Tom Dukes, R (11, 1)	0-0 F4			0-0 6-3		0-3 K		0-0 2-3 1-3 3-H 1B		0-3 K		3 0 0 0 0 1 0 1 0 1 1 0 0 0 1 0 0 0 0 1 0 0 0 0 0 0 0 0	San Francisco Giants @ Houston Astros Astrodome, Houston, TX Sun Jul 28 1968, 4:33 AM EDT Att. 33,241 - Unknown	
Hector Torres, R (1, 6)	0-0 P4			0-0 6-3			0-0 2B 1B	0-0 2-3		0-0 5-3		5 1 1 0 0 0 2		
Rusty Staub, L (1, 3)	0-0 6-3			0-0 6-3 FC6-4 1B			0-0 F8	4-0 1B			0-0 6-3	4 0 1 0 1 0 1		
Jimmy Wynn, R (1, 8)		0-0 F3		0-0 FC6-4 1-2f			0-0 P6	0-0 1-3			0-0 6-3	5 0 0 0 0 0 5		
Norm Miller, L (1, 9)		0-3 K			0-0 L7		0-0 2B		0-0 SH1-4 1B		0-3 K	5 0 2 1 0 2 0		
Denis Menke, R (1, 4)		0-0 6-3			0-0 P4		0-0 6-3		0-0 SH1-4 1-2			3 0 0 0 0 0 1		
Bob Aspromonte, R (1, 5) Doug Rader, R (8, PR) (9, 5)			0-0 6-3			0-3 K		0-0 1B 1B		0-0 5-3		3 0 1 0 0 1 0 1 1 0 0 0 0 1		
John Bateman, R (1, 2) Ron Brand, R (8, PR) Dave Adlesh, R (9, 2)			0-0 L9				0-0 F9	0-0 1B 1B		0-0 6-3		3 0 1 0 0 0 0 0 0 0 0 0 0 0 1 0 0 0 0 0 1		
Dave Giusti, R (1, 1) Lee Thomas, L (8, PH) (9, 7)			0-0 6-3				0-0 6-3	0-0 L7		0-0 4-3		2 0 0 0 0 0 0 2 0 0 0 0 0 2		
Inning Stats	R: 0 H: 0 E: 0 LOB: 0 K: 0 BB: 0 S: 3 P: 3	R: 0 H: 0 E: 0 LOB: 0 K: 1 BB: 0 S: 5 P: 5	R: 0 H: 0 E: 0 LOB: 0 K: 0 BB: 0 S: 3 P: 3	R: 0 H: 1 E: 0 LOB: 1 K: 0 BB: 0 S: 4 P: 4	R: 0 H: 0 E: 0 LOB: 0 K: 1 BB: 0 S: 5 P: 5	R: 0 H: 0 E: 0 LOB: 0 K: 1 BB: 0 S: 5 P: 5	R: 1 H: 2 E: 0 LOB: 1 K: 0 BB: 0 S: 5 P: 5	R: 1 H: 3 E: 0 LOB: 3 K: 0 BB: 1 S: 6 P: 10	R: 0 H: 1 E: 0 LOB: 1 K: 0 BB: 0 S: 4 P: 4	R: 0 H: 0 E: 0 LOB: 0 K: 1 BB: 0 S: 5 P: 5		1B: 6 SF: 0 2B: 1 SAC: 1 3B: 0 DP: 0 HR: 0 HBP: 0		WP: 0 PA: 41 PB: 0 SB: 0 CS: 0
PITCHER Juan Marichal, R (1, 1) ERA: 2.21	IP WLS BF H R ER SO BB IBB HBP BLK WP HR S P ERA WHIP													
	11.0 W 41 7 2 2 5 0 1 0 0 0 0 50 54 1.64 0.636													

livebaseballscores.com



Batter	1	2	3	4	5	6	7	8	9	AB R H RBI BB SO LOB	TOP											
Ron Hunt, R OBP: 0.360, SLG: 0.282 (1, 4) X	0-0 F8		0-0 6-3		0-0 5-3		0-0 F8		4-0 BB	4 0 0 0 1 0 0												
Ty Cline, L OBP: 0.258, SLG: 0.253 (1, 7) X	0-0 L6-3		0-0 L6-3			0-0 1B	0-0 1B		0-3 K	5 1 2 0 0 1 1												
Willie McCovey, L OBP: 0.373, SLG: 0.563 (1, 3) X	0-0 G3		0-0 4-3			0-0 1B	0-3 K			4 1 1 0 0 1 1												
Willie Mays, R OBP: 0.347, SLG: 0.446 (1, 8)		4-0 2B		0-0 4-3		0-0 BB	0-0 1B			3 2 1 1 1 0 1												
Jesus Alou, R OBP: 0.287, SLG: 0.347 (1, 9)		0-0 1-3		0-0 4-3		0-0 3-H	0-0 BB		0-0 3-1	4 0 2 1 0 0 0												
Jim Davenport, R OBP: 0.277, SLG: 0.242 (1, 5) X		0-0 6-3		4-0 BB		4-0 1-2	4-0 FC6		4-0 CS	1 0 0 0 3 0 2												
Bob Barton, R OBP: 0.310, SLG: 0.296 (1, 2) X		0-0 SF8		0-0 5-3		0-0 F9	0-3 K		0-3 K	3 0 0 1 0 1 5												
Hal Lanier, R OBP: 0.219, SLG: 0.237 (1, 6)		4-0 BB			0-3 K	0-0 SF9			0-0 6-3	2 0 0 1 1 1 0												
Gaylord Perry, R OBP: 0.136, SLG: 0.121 (1, 1) X		0-0 4-3			0-0 F9	0-0 FC6			0-0 1-3	4 0 0 0 0 0 4												
Inning Stats	R: 0 E: 0 K: 0 S: 3	H: 0 LOB: 0 BB: 0 P: 3	R: 1 E: 0 K: 0 S: 4	H: 1 LOB: 2 BB: 2 P: 12	R: 0 E: 0 K: 0 S: 3	H: 0 LOB: 0 BB: 0 P: 3	R: 0 E: 0 K: 0 S: 3	H: 0 LOB: 1 BB: 1 P: 7	R: 0 E: 0 K: 1 S: 5	H: 0 LOB: 0 BB: 0 P: 5	R: 3 E: 0 K: 0 S: 7	H: 4 LOB: 2 BB: 1 P: 11	R: 0 E: 0 K: 1 S: 6	H: 1 LOB: 1 BB: 0 P: 6	R: 0 E: 0 K: 1 S: 4	H: 0 LOB: 1 BB: 1 P: 8	R: 0 E: 0 K: 1 S: 5	H: 0 LOB: 1 BB: 1 P: 9	1B: 5 2B: 2 3B: 0 HR: 0	SF: 2 SAC: 0 DP: 1 HBP: 0	WP: 0 PB: 0 SB: 0 CS: 1	PA: 38
PITCHER	IP WLS BF H R ER SO BB IBB HBP BLK WP HR S P ERA WHIP																					
Gary Ross, R ERA: 4.18 (1, 1)	5.0 L 22 4 4 4 1 3 0 0 0 0 0 0 21 33 7.20 1.400																					
Jack Lamabe, R ERA: 4.17 (6, 1)	1.0 5 1 0 0 0 1 0 0 0 0 0 0 4 8 0.00 2.000																					
Bill Stoneman, R ERA: 4.32 (7, 1)	2.0 7 1 0 0 2 1 0 0 0 0 0 0 10 14 0.00 1.000																					
Darcy Fast, L ERA: 5.4 (9, 1)	1.0 4 0 0 0 1 1 0 0 0 0 0 0 5 9 0.00 1.000																					

San Francisco Giants @ Chicago Cubs
Wrigley Field, Chicago, IL
Mon Jul 29 1968, 3:33 AM CDT
Att. 18,752 - Sunny - 72 F

livebaseballscorecards.com

AB	30
R	4
H	6
RBI	4
BB	6
SO	4
LOB	14



BOTTOM

San Francisco Giants @ Chicago Cubs

Wrigley Field, Chicago, IL

Mon Jul 29 1968, 3:33 AM CDT

Att. 18,752 - Sunny - 72 F

livebaseballscorecards.com

AB	28
R	1
H	2
RBI	1
BB	1
SO	1
LOB	4



WP:	1	PA:	30
PB:	0	SB:	0
CS:	0		


AB R H RBI BB SO LOB

4	1	2	0	0	0	0
4	0	0	0	0	0	2
3	0	0	1	0	0	1
2	0	0	0	1	0	0
3	0	0	0	0	0	1
3	0	0	0	0	0	0
3	0	0	0	0	0	0
0	0	0	0	0	0	0
0	0	0	0	0	0	0
1	0	0	0	0	1	0
0	0	0	0	0	0	0
0	0	0	0	0	0	0
1	0	0	0	0	1	0
0	0	0	0	0	0	0

Batter	1	2	3	4	5	6	7	8	9
Don Kessinger, S (1, 6) OBP: 0.294, SLG: 0.295	0-0 SF8 3B		0-0 4-3			0-0 FC6-4 1B			0-0 5-3
Glenn Beckert, R (1, 4) OBP: 0.314, SLG: 0.359	0-0 5-3			0-0 1-3		0-0 FC6-4 1-2f			0-0 6-3
Billy Williams, L (1, 7) OBP: 0.321, SLG: 0.438	0-0 SF8			0-0 4-3		0-0 3-1			0-0 G3
Ron Santo, R (1, 5) OBP: 0.360, SLG: 0.423	0-0 1-3			4-0 14 WP BB			0-0 F8		
14 Ernie Banks, R (1, 3) OBP: 0.303, SLG: 0.438		0-0 1-3		0-0 2-3 1-2			0-0 5-3		
Al Spangler, L (1, 9) OBP: 0.336, SLG: 0.358		0-0 5-3			0-0 F8		0-0 3-1		
Randy Hundley, R (1, 2) OBP: 0.293, SLG: 0.305 John Felske, R (9, 2)		0-0 6-3			0-0 F8			0-0 6-3	
Jim Hickman, R (1, 8) OBP: 0.229, SLG: 0.292			0-0 G3		0-0 5-3			0-0 6-3	
Gary Ross, R (1, 1) OBP: 0.111, SLG: 0.111 Jack Lamabe, R (6, 1) OBP: 0.200, SLG: 0.200 Willie Smith, L (6, PH) OBP: 0.305, SLG: 0.354 Bill Stoneman, R (7, 1) Dick Nen, L (8, PH) OBP: 0.209, SLG: 0.338 Darcy Fast, L (9, 1)			0-0 6-3			0-0 F6		0-3 K	

Inning Stats	R: 1 E: 0 K: 0 S: 4	H: 1 LOB: 0 BB: 0 P: 4	R: 0 E: 0 K: 0 S: 3	H: 0 LOB: 0 BB: 0 P: 3	R: 0 E: 0 K: 0 S: 3	H: 0 LOB: 1 BB: 1 P: 7	R: 0 E: 0 K: 0 S: 3	H: 0 LOB: 0 BB: 0 P: 3	R: 0 E: 0 K: 0 S: 4	H: 1 LOB: 1 BB: 0 P: 4	R: 0 E: 0 K: 0 S: 3	H: 0 LOB: 0 BB: 0 P: 3	R: 0 E: 0 K: 1 S: 5	H: 0 LOB: 0 BB: 0 P: 5	R: 0 E: 0 K: 0 S: 3	H: 0 LOB: 0 BB: 0 P: 3	1B: 1 2B: 0 3B: 1 HR: 0	SF: 1 SAC: 0 DP: 0 HBP: 0	WP: 1 PB: 0 SB: 0 CS: 0	PA: 30
--------------	------------------------------	---------------------------------	------------------------------	---------------------------------	------------------------------	---------------------------------	------------------------------	---------------------------------	------------------------------	---------------------------------	------------------------------	---------------------------------	------------------------------	---------------------------------	------------------------------	---------------------------------	----------------------------------	------------------------------------	----------------------------------	--------

PITCHER	IP	WLS	BF	H	R	ER	SO	BB	IBB	HBP	BLK	WP	HR	S	P	ERA	WHIP
Gaylord Perry, R (1, 1) ERA: 2.68	9.0	W	30	2	1	1	1	1	0	0	0	1	0	31	35	1.00	0.333

Batter	1	2	3	4	5	6	7	8	9	AB R H RBI BB SO LOB	TOP														
Ron Hunt, R (1, 4) OBP: 0.360, SLG: 0.282 Bill Monbouquette, R (5, 1) OBP: 0.179, SLG: 0.154 Dick Dietz, R (8, PH) OBP: 0.373, SLG: 0.468 Joe Gibbon, R (8, 1)	0-0 SF9 1B		0-0 F8		0-0 F8			0-0 HR		3 1 1 0 0 0 0 0 0 0 0 0 0 0 1 1 1 1 0 0 0 0 0 0 0 0 0 0	<p>San Francisco Giants @ Chicago Cubs Wrigley Field, Chicago, IL Tue Jul 30 1968, 3:33 AM CDT Att. 21,054 - Sunny - 80 F</p> <p>livebaseballscorecards.com</p> <table border="1"> <tr><td>AB</td><td>33</td></tr> <tr><td>R</td><td>4</td></tr> <tr><td>H</td><td>8</td></tr> <tr><td>RBI</td><td>4</td></tr> <tr><td>BB</td><td>1</td></tr> <tr><td>SO</td><td>2</td></tr> <tr><td>LOB</td><td>9</td></tr> </table> 	AB	33	R	4	H	8	RBI	4	BB	1	SO	2	LOB	9
AB	33																								
R	4																								
H	8																								
RBI	4																								
BB	1																								
SO	2																								
LOB	9																								
Ty Cline, L (1, 7) OBP: 0.258, SLG: 0.253	0-0 1B 1-3 1B		0-0 L4-3		0-0 L8			0-0 L8		4 1 1 0 0 0 0															
Willie McCovey, L (1, 3) OBP: 0.373, SLG: 0.572 Dave Marshall, L (6, 7) OBP: 0.341, SLG: 0.336	0-0 SF9		0-0 HR			0-0 4-3		0-0 3-1		2 1 1 2 0 0 0 1 0 0 0 0 0 0															
Willie Mays, R (1, 8) OBP: 0.348, SLG: 0.447 Bobby Bonds, R (5, 8) OBP: 0.325, SLG: 0.380	0-0 1B 1-3 1B		0-0 6-3			0-0 G4-6-3 1B		0-0 6-3		2 0 1 0 0 0 0 2 0 1 0 0 0 0															
Jesus Alou, R (1, 9) OBP: 0.287, SLG: 0.345	0-0 1B 1-3 3-H 1B			0-0 F3		0-0 G4-6-3 1-2f		0-0 E4		4 0 1 1 0 0 1															
Jim Davenport, R (1, 5) OBP: 0.275, SLG: 0.240 Frank Johnson, R (6, 5) OBP: 0.243, SLG: 0.206	0-0 F1			0-0 F9			4-0 FC4 BB	0-0 F3		2 0 0 0 0 0 1 1 0 0 0 1 0 1															
Bob Barton, R (1, 2) OBP: 0.308, SLG: 0.294		0-0 6-3		0-0 1B			0-0 F7	0-3 K		4 0 1 0 0 1 2															
Hal Lanier, R (1, 6) OBP: 0.216, SLG: 0.234		0-0 6-3		0-0 4-3			0-0 FC4 1-2f	0-3 K		4 0 0 0 0 1 3															
Ray Sadecki, L (1, 1) OBP: 0.133, SLG: 0.123 Ron Herbel, R (3, 1) OBP: 0.375, SLG: 0.385 Bob Schroder, L (5, PH) (5, 4)		0-0 G3			0-0 F7		0-0 4-3			1 0 0 0 0 0 0 0 0 0 0 0 0 0 2 0 0 0 0 0 1															
Inning Stats	R: 2 H: 4 E: 1 LOB: 1 K: 0 BB: 0 S: 6 P: 6	R: 0 H: 0 E: 0 LOB: 0 K: 0 BB: 0 S: 3 P: 3	R: 1 H: 1 E: 0 LOB: 1 K: 0 BB: 0 S: 4 P: 4	R: 0 H: 1 E: 0 LOB: 1 K: 0 BB: 0 S: 4 P: 4	R: 0 H: 0 E: 0 LOB: 0 K: 0 BB: 0 S: 3 P: 3	R: 0 H: 1 E: 0 LOB: 0 K: 0 BB: 0 S: 3 P: 3	R: 0 H: 0 E: 0 LOB: 1 K: 0 BB: 1 S: 3 P: 7	R: 1 H: 1 E: 0 LOB: 0 K: 2 BB: 0 S: 4 P: 4	R: 0 H: 0 E: 1 LOB: 1 K: 2 BB: 0 S: 8 P: 8	1B: 6 SF: 1 2B: 0 SAC: 0 3B: 0 DP: 1 HR: 2 HBP: 0	WP: 0 PA: 35 PB: 0 SB: 0 CS: 0														
PITCHER Bill Hands, R (1, 1) ERA: 2.76	IP WLS BF H R ER SO BB IBB HBP BLK WP HR S P ERA WHIP	9.0 W 35 8 4 4 2 1 0 0 0 0 2 38 42 4.00 1.000	PITCHER IP WLS BF H R ER SO BB IBB HBP BLK WP HR S P ERA WHIP																						

Batter	1	2	3	4	5	6	7	8	9	AB	R	H	RBI	BB	SO	LOB
Don Kessinger, S OBP: 0.291, SLG: 0.292 (1, 6)	0-0 4-3	0-0 4-3		0-0 F8		0-0 F8				4	0	0	0	0	0	1
Glenn Beckert, R OBP: 0.313, SLG: 0.358 (1, 4)	0-0 F3		0-0 F4	0-0 HR 1B		0-0 L6-3				4	1	1	0	0	0	0
Billy Williams, L OBP: 0.322, SLG: 0.446 (1, 7)	0-0 HR 1B		0-0 4-3	0-0 HR		0-0 L3				4	2	2	2	0	0	0
Ron Santo, R OBP: 0.362, SLG: 0.431 (1, 5)	0-0 HR		4-0 HR BB	0-0 F2		0-3 K				3	2	1	2	1	1	0
14 Ernie Banks, R OBP: 0.305, SLG: 0.446 (1, 3)	4-0 BB		0-0 HR	0-0 F6		0-0 F7				3	1	1	2	1	0	0
Randy Hundley, R OBP: 0.290, SLG: 0.302 John Felske, R (8, 2)	0-0 L7		0-0 E6 HR 1B		0-0 L7		0-0 F8			4	1	0	0	0	0	1
Jim Hickman, R OBP: 0.239, SLG: 0.300 (1, 9)		0-0 FC1-6 HR 1B	0-0 HR 1B		0-0 F9		0-0 F6			4	1	2	0	0	0	0
Adolfo Phillips, R OBP: 0.325, SLG: 0.390 (1, 8)		0-0 F6	0-0 HR		0-0 HR		0-0 L5-3			4	2	2	4	0	0	1
Bill Hands, R OBP: 0.075, SLG: 0.039 (1, 1)		0-0 FC1-6	0-3 K		0-3 K		0-3 K			4	0	0	0	0	3	1


Inning Stats	R: 2	H: 2	E: 0	K: 0	S: 5	L: 1	LOB: 1	BB: 1	P: 9	R: 0	H: 1	E: 0	K: 0	S: 4	L: 3	LOB: 0	BB: 1	P: 13	R: 2	H: 2	E: 0	K: 0	S: 5	R: 1	H: 1	E: 0	K: 1	S: 6	R: 0	H: 0	E: 0	K: 0	S: 3	R: 0	H: 0	E: 0	K: 1	S: 5	R: 0	H: 0	E: 0	K: 1	S: 5	R: 0	H: 0	E: 0	K: 1	S: 5
--------------	------	------	------	------	------	------	--------	-------	------	------	------	------	------	------	------	--------	-------	-------	------	------	------	------	------	------	------	------	------	------	------	------	------	------	------	------	------	------	------	------	------	------	------	------	------	------	------	------	------	------

PITCHER	IP	WLS	BF	H	R	ER	SO	BB	IBB	HBP	BLK	WP	HR	S	P	ERA	WHIP
Ray Sadecki, L ERA: 2.96 (1, 1)	2.2	L	15	4	5	4	0	2	0	0	0	0	2	13	21	13.50	2.250
Ron Herbel, R ERA: 2.9 (3, 1)	1.1		8	4	4	2	1	0	0	0	0	0	2	10	10	13.50	3.000
Bill Montbouquette, R ERA: 4.35 (5, 1)	3.0		10	1	1	1	2	0	0	0	0	0	1	14	14	3.00	0.333
Joe Gibbon, L ERA: 1.01 (8, 1)	1.0		3	0	0	0	1	0	0	0	0	0	0	5	5	0.00	0.000

BOTTOM

San Francisco Giants @ Chicago Cubs
Wrigley Field, Chicago, IL
Tue Jul 30 1968, 3:33 AM CDT
Att. 21,054 - Sunny - 80 F

AB	34
R	10
H	9
RBI	10
BB	2
SO	4
LOB	4



1B:	4	SF:	0	WP:	0	PA:	36
2B:	0	SAC:	0	PB:	0		
3B:	0	DP:	0	SB:	0		
HR:	5	HBP:	0	CS:	0		

PITCHER	IP	WLS	BF	H	R	ER	SO	BB	IBB	HBP	BLK	WP	HR	S	P	ERA	WHIP
---------	----	-----	----	---	---	----	----	----	-----	-----	-----	----	----	---	---	-----	------

Batter	1	2	3	4	5	6	7	8	9	AB R H RBI BB SO LOB	TOP														
Bobby Bonds, R (1, 9) OBP: 0.321, SLG: 0.365 Bob Schroder, L (9, PH) OBP: 0.412, SLG: 0.385	0-3 K			4-0 1B SF8 BB		0-3 K		0-0 F4	4-0 BB	3 1 0 0 1 2 0 0 0 0 0 1 0 0	San Francisco Giants @ Los Angeles Dodgers Dodger Stadium, Los Angeles, CA Wed Jul 31 1968, 7:05 PM PDT Att: 25,651 - Unknown														
Ron Hunt, R (1, 4) OBP: 0.361, SLG: 0.282	0-0 L5			0-0 1B 1-3 1B		0-0 6-3		4-0 FC4-6 BB	0-3 K	4 0 1 0 1 1 3															
Willie McCovey, L (1, 3) OBP: 0.370, SLG: 0.565	0-0 F7			0-0 F6		4-0 BB 1B BB		0-0 FC4-6 BB 1-2f 1B	0-0 G3	4 2 0 0 1 0 6															
Willie Mays, R (1, 8) OBP: 0.350, SLG: 0.445		0-0 5-3		0-0 SF8		4-0 1B 1-2 BB		4-0 1B 1-2 BB		1 0 0 1 2 0 0															
Dick Dietz, R (1, 2) OBP: 0.382, SLG: 0.476		0-0 F9		0-0 1B 1-2		0-0 FC6-4 1B 1-2 2-H		0-0 1B 1-2 2-H		4 0 3 2 0 0 0															
Jesus Alou, R (1, 7) OBP: 0.282, SLG: 0.340		0-0 G3		0-0 F3		0-0 FC6-4 1-2f		0-0 6-3		4 0 0 0 0 0 6															
Jim Davenport, R (1, 5) OBP: 0.275, SLG: 0.240			0-0 F8		0-0 6-3		0-0 6-3		0-0 FC6-4 1B	4 0 1 0 0 0 0															
Hal Lanier, R (1, 6) OBP: 0.214, SLG: 0.231 Ty Cline, L (9, PH) OBP: 0.257, SLG: 0.251			0-0 4-3		0-0 F9		0-0 1-3		0-0 FC6-4 2B 1-2f	3 0 0 0 0 0 0 1 0 0 0 0 0 1															
Bobby Bolin, R (1, 1) OBP: 0.120, SLG: 0.043 Joe Gibbon, R (8, 1) Frank Linzy, R (8, 1) Dave Marshall, L (9, PH) OBP: 0.346, SLG: 0.350			0-3 K		0-0 1-3		0-3 K		0-0 2B 1-3	3 0 0 0 0 2 0 0 0 0 0 0 0 0 0 0 0 0 0 0 0 1 0 1 0 0 0 0															
Inning Stats	R: 0 E: 0 K: 1 S: 5	H: 0 LOB: 0 BB: 0 P: 5	R: 0 E: 0 K: 0 S: 3	H: 0 LOB: 0 BB: 0 P: 3	R: 0 E: 0 K: 1 S: 5	H: 0 LOB: 0 BB: 0 P: 5	R: 1 E: 0 K: 0 S: 5	H: 2 LOB: 2 BB: 1 P: 9	R: 0 E: 0 K: 0 S: 3	H: 0 LOB: 0 BB: 0 P: 3	R: 1 E: 0 K: 1 S: 6	H: 1 LOB: 2 BB: 2 P: 14	R: 0 E: 0 K: 1 S: 5	H: 0 LOB: 0 BB: 0 P: 5	R: 1 E: 0 K: 0 S: 4	H: 1 LOB: 2 BB: 2 P: 12	R: 0 E: 0 K: 1 S: 7	H: 2 LOB: 3 BB: 1 P: 11	1B: 5 2B: 1 3B: 0 HR: 0	SF: 1 SAC: 0 DP: 0 HBP: 0	WP: 0 PB: 0 SB: 0 CS: 0	PA: 39			
PITCHER	IP	WLS	BF	H	R	ER	SO	BB	IBB	HBP	BLK	WP	HR	S	P	ERA	WHIP								
Claude Osteen, L (1, 1) ERA: 3.05	7.2		32	4	3	3	4	5	0	0	0	0	0	35	55	3.52	1.174								
Mudcat Grant, R (8, 1) ERA: 3.04	0.1	W	1	0	0	0	0	0	0	0	0	0	0	1	1	0.00	0.000								
Jack Billingham, R (9, 1) ERA: 2.2	0.1		4	2	0	0	0	1	0	0	0	0	0	3	7	0.00	9.000								
John Purdin, R (9, 1) ERA: 2.04	0.1		1	0	0	0	1	0	0	0	0	0	0	3	3	0.00	0.000								
Hank Aguirre, L (9, 1) ERA: 0.68	0.1	S	1	0	0	0	0	0	0	0	0	0	0	1	1	0.00	0.000								

AB	32
R	3
H	6
RBI	3
BB	6
SO	5
LOB	16



Batter	1	2	3	4	5	6	7	8	9
Willie Davis, L OBP: 0.268, SLG: 0.347 (1, 8)	0-3 K ①		0-0 F9 ③			0-0 4-3 3B ①		4-0 BB E BB ①	
Len Gabrielson, L Ted Savage, R Don Sutton, R Jack Billingham, R John Purdin, R Hank Aguirre, R (1, 7) (8, PH) (8, PR) (9, 1) (9, 1) (9, 1)	0-0 F8 ②			0-0 5-3 ①		0-0 4-3 ①		4-0 FC2-5 WP BB ①	
Jim Lefebvre, S OBP: 0.269, SLG: 0.287 (1, 4)	0-0 1B			0-0 G3 ②		0-3 K ②		0-0 FC2-5 1B PB BB ①	
Tom Haller, L OBP: 0.346, SLG: 0.392 (1, 2)	0-0 F5 ③			0-0 4-3 ③		0-0 F8 ③		4-0 BB 1B FC BB ①	
Ron Fairly, L OBP: 0.273, SLG: 0.273 (1, 9)		0-0 F6 ①			0-0 F6 ①		0-0 1B ①	0-0 FC BB SH1-3 1B ①	
Bob Bailey, R OBP: 0.325, SLG: 0.342 (1, 5)		0-3 K ②			4-0 1B BB ②		0-0 4-3 ②	4-0 SH1-3 FC BB ②	
Wes Parker, S OBP: 0.311, SLG: 0.328 (1, 3)		0-3 K ③			0-0 1B ③		0-0 2B ③	0-0 FC SH1-3 ③	
Zoilo Versalles, R OBP: 0.228, SLG: 0.256 Jim Fairey, L Bart Shirley, R (1, 6) (7, PH) (8, 6)			0-0 1-3 ①		0-0 F8 ②		0-0 F7 ③	0-0 SH1-3 ②	
Claude Osteen, L Mudcat Grant, R Willie Crawford, L OBP: 0.179, SLG: 0.232 OBP: 0.176, SLG: 0.353 OBP: 0.167, SLG: 0.217 (1, 1) (8, 1) (8, PH) (9, 7)			0-3 K ②		0-0 L1 ③			BB BB WP 1B ②	0-0 6-3 ②

Inning Stats	R: 0 E: 0 K: 1 S: 6	H: 1 LOB: 1 BB: 0 P: 6	R: 0 E: 0 K: 2 S: 7	H: 0 LOB: 0 BB: 0 P: 7	R: 0 E: 0 K: 1 S: 5	H: 0 LOB: 0 BB: 0 P: 5	R: 0 E: 0 K: 0 S: 3	H: 0 LOB: 0 BB: 0 P: 3	R: 0 E: 0 K: 0 S: 4	H: 1 LOB: 2 BB: 1 P: 8	R: 1 E: 0 K: 1 S: 6	H: 1 LOB: 0 BB: 0 P: 6	R: 0 E: 0 K: 0 S: 4	H: 2 LOB: 1 BB: 0 P: 4	R: 5 E: 0 K: 0 S: 6	H: 2 LOB: 3 BB: 4 P: 22
--------------	------------------------------	---------------------------------	------------------------------	---------------------------------	------------------------------	---------------------------------	------------------------------	---------------------------------	------------------------------	---------------------------------	------------------------------	---------------------------------	------------------------------	---------------------------------	------------------------------	----------------------------------

PITCHER															PITCHER																			
IP	WLS	BF	H	R	ER	SO	BB	IBB	HBP	BLK	WP	HR	S	P	ERA	WHIP	IP	WLS	BF	H	R	ER	SO	BB	IBB	HBP	BLK	WP	HR	S	P	ERA	WHIP	
Bobby Bolin, R ERA: 2.04 (1, 1)	7.0		28	6	3	3	5	2	0	0	0	0	36	44	3.86	1.143																		
Joe Gibbon, L ERA: 1.67 (8, 1)	0.1	L	3	0	0	0	2	0	0	0	1	0	1	9	0.00	6.000																		
Frank Linzy, R ERA: 3.15 (8, 1)	0.2		5	1	3	3	0	1	0	0	0	0	4	8	40.50	3.000																		

BOTTOM

San Francisco Giants @ Los Angeles Dodgers
 Dodger Stadium, Los Angeles, CA
 Wed Jul 31 1968, 7:05 PM PDT
 Att. 25,651 - Unknown

AB	R	H	RBI	BB	SO	LOB
3	2	1	0	1	1	0
3	0	0	1	0	0	0
0	0	0	0	1	0	0
0	0	0	0	0	0	0
0	0	0	0	0	0	0
0	0	0	0	0	0	0
0	0	0	0	0	0	0
4	1	1	0	0	1	1
3	1	0	0	1	0	1
4	1	2	0	0	0	0
2	0	0	1	2	1	0
4	0	2	1	0	1	2
2	0	0	0	0	0	2
1	0	0	0	0	0	1
0	0	0	1	0	0	0
2	0	0	0	0	1	2
0	0	0	0	0	0	0
2	1	1	0	0	0	3


AB	30
R	6
H	7
RBI	4
BB	5
SO	5
LOB	12

livebaseballscores.com



1B	5	SF	0
2B	1	SAC	1
3B	1	DP	0
HR	0	HBP	0

WP	2	PA	36
PB	1	CS	0

Batter	1	2	3	4	5	6	7	8	9	AB R H RBI BB SO LOB	TOP														
Ron Hunt, R OBP: 0.360, SLG: 0.282 (1, 4) X	0-0 1B SH5-3 1B		0-0 F3		0-0 F8		0-0 F7			4 0 1 0 0 0 2	<p>San Francisco Giants @ Los Angeles Dodgers Dodger Stadium, Los Angeles, CA</p> <p>Thu Aug 01 1968, 7:05 PM PDT Att: 30,099 - Unknown</p> <p>livebaseballscorecards.com</p> <table border="1"> <tr><td>AB</td><td>34</td></tr> <tr><td>R</td><td>2</td></tr> <tr><td>H</td><td>10</td></tr> <tr><td>RBI</td><td>2</td></tr> <tr><td>BB</td><td>0</td></tr> <tr><td>SO</td><td>2</td></tr> <tr><td>LOB</td><td>10</td></tr> </table> 	AB	34	R	2	H	10	RBI	2	BB	0	SO	2	LOB	10
AB	34																								
R	2																								
H	10																								
RBI	2																								
BB	0																								
SO	2																								
LOB	10																								
Ty Cline, L OBP: 0.258, SLG: 0.253 (1, 7) X	0-0 SH5-3 1-2		0-3 K		0-0 1B		0-0 L7			3 0 1 0 0 1 1															
Willie Mays, R OBP: 0.349, SLG: 0.443 (1, 8) X	0-0 1B			0-0 5-3	0-0 F6			0-0 F4		4 0 1 0 0 0 1															
Willie McCovey, L OBP: 0.366, SLG: 0.558 (1, 3) X	0-0 5-3			0-3 K		0-0 G3		0-0 4-3		4 0 0 0 0 1 1															
Dick Dietz, R OBP: 0.385, SLG: 0.497 (1, 2) X		0-0 5-3		0-0 1B 1B		0-0 HR		0-0 6-3		4 2 2 1 0 0 0															
Dave Marshall, L OBP: 0.350, SLG: 0.355 (1, 9) X		0-0 B5-3		0-0 1B 1B		0-0 FC5-4 1B		0-0 F5		4 0 2 0 0 0 0															
Jim Davenport, R OBP: 0.274, SLG: 0.240 (1, 5) X		0-0 F6		0-0 FC4 1B		0-0 FC5-4 1-2f		0-0 6-3		4 0 1 1 0 0 1															
Hal Lanier, R OBP: 0.214, SLG: 0.232 (1, 6) X			0-0 E6 F8 1B	0-0 FC4 1-2f		0-0 F6		0-0 6-3		4 0 1 0 0 0 3															
Juan Marichal, R OBP: 0.185, SLG: 0.180 (1, 1) X			0-0 F8		0-0 5-3		0-0 F7 1B			3 0 1 0 0 0 1															
Inning Stats	R: 0 H: 2 E: 0 LOB: 1 K: 0 BB: 0 S: 4 P: 4	R: 0 H: 0 E: 0 LOB: 0 K: 0 BB: 0 S: 3 P: 3	R: 0 H: 1 E: 1 LOB: 1 K: 1 BB: 0 S: 6 P: 6	R: 1 H: 3 E: 0 LOB: 2 K: 1 BB: 0 S: 8 P: 8	R: 0 H: 1 E: 0 LOB: 1 K: 0 BB: 0 S: 4 P: 4	R: 1 H: 2 E: 0 LOB: 1 K: 0 BB: 0 S: 5 P: 5	R: 0 H: 1 E: 0 LOB: 0 K: 0 BB: 0 S: 3 P: 3	R: 0 H: 0 E: 0 LOB: 0 K: 0 BB: 0 S: 3 P: 3	R: 0 H: 0 E: 0 LOB: 0 K: 0 BB: 0 S: 3 P: 3	1B: 9 SF: 0 2B: 0 SAC: 1 3B: 0 DP: 0 HR: 1 HBP: 0	WP: 0 PA: 35 PB: 0 SB: 0 CS: 0														
PITCHER Don Drysdale, R ERA: 1.95 (1, 1)	IP WLS BF H R ER SO BB IBB HBP BLK WP HR S P ERA WHIP											PITCHER Mudcat Grant, R ERA: 2.98 (9, 1)	IP WLS BF H R ER SO BB IBB HBP BLK WP HR S P ERA WHIP												
	8.0 L 32 10 2 2 2 0 0 0 0 0 0 1 36 36 2.25 1.250												1.0 3 0 0 0 0 0 0 0 0 0 0 3 3 0.00 0.000												

Batter	1	2	3	4	5	6	7	8	9	AB	R	H	RBI	BB	SO	LOB
Willie Davis, L (1, 8) OBP: 0.266, SLG: 0.344	0-0 F9		0-0 F8			0-0 4-3			0-0 4-3	4	0	0	0	0	0	0
Len Gabrielson, L (1, 7) OBP: 0.311, SLG: 0.425	0-0 4-3		0-0 G3			0-0 F8			0-0 F4	4	0	0	0	0	0	0
Jim Lefebvre, S (1, 4) OBP: 0.264, SLG: 0.281	0-0 G3			0-0 3-1		0-0 6-3			0-3 K	4	0	0	0	0	1	0
Tom Haller, L (1, 2) OBP: 0.343, SLG: 0.388		0-0 L7		0-0 L7			0-0 F3			3	0	0	0	0	0	0
Ron Fairly, L (1, 9) OBP: 0.274, SLG: 0.274		0-0 1B		0-3 K			0-0 1-5-3			3	0	1	0	0	1	0
Bob Bailey, R (1, 5) OBP: 0.325, SLG: 0.342		0-0 1B			0-0 6-3		0-3 K			3	0	1	0	0	1	0
Wes Parker, S (1, 3) OBP: 0.309, SLG: 0.325		0-0 F4			0-0 E1			0-0 4-3		3	0	0	0	0	0	2
Zoilo Versalles, R (1, 6) OBP: 0.229, SLG: 0.258		0-0 5-3			0-0 1B			0-3 K		2	0	1	0	0	0	2
Jim Fairey, L (8, PH) OBP: 0.232, SLG: 0.298										1	0	0	0	0	1	0
Bart Shirley, R (9, 6)										0	0	0	0	0	0	0
Don Drysdale, R (1, 1) OBP: 0.149, SLG: 0.164			0-0 5-3			0-3 K			0-0 4-3	2	0	0	0	0	1	1
Willie Crawford, L (8, PH) OBP: 0.160, SLG: 0.208										1	0	0	0	0	0	0
Mudcat Grant, R (9, 1) OBP: 0.176, SLG: 0.353										0	0	0	0	0	0	0

Inning Stats	R: 0	H: 0	R: 0	H: 2	R: 0	H: 0	R: 0	H: 0	R: 0	H: 1	R: 0	H: 0	R: 0	H: 0	R: 0	H: 0	R: 0	H: 0	R: 0	H: 0	1B: 3	SF: 0	WP: 0	PA: 30
	E: 0	LOB: 0	E: 0	LOB: 2	E: 0	LOB: 0	E: 1	LOB: 1	E: 0	LOB: 0	E: 0	LOB: 0	E: 0	LOB: 0	E: 0	LOB: 0	E: 0	LOB: 0	E: 0	LOB: 0	2B: 0	SAC: 0	PB: 0	
	K: 0	BB: 0	K: 0	BB: 0	K: 1	BB: 0	K: 1	BB: 0	K: 1	BB: 0	K: 1	BB: 0	K: 1	BB: 0	K: 1	BB: 0	K: 1	BB: 0	K: 1	BB: 0	3B: 0	DP: 0	SB: 0	
	S: 3	P: 3	S: 5	P: 5	S: 3	P: 3	S: 5	P: 5	S: 6	P: 6	S: 3	P: 3	S: 5	P: 5	S: 5	P: 5	S: 5	P: 5	S: 5	P: 5	HR: 0	HBP: 0	CS: 0	

PITCHER	IP	WLS	BF	H	R	ER	SO	BB	IBB	HBP	BLK	WP	HR	S	P	ERA	WHIP	PITCHER	IP	WLS	BF	H	R	ER	SO	BB	IBB	HBP	BLK	WP	HR	S	P	ERA	WHIP	
Juan Marichal, R (1, 1) ERA: 2.13	9.0	W	30	3	0	0	5	0	0	0	0	0	0	40	40	0.00	0.333																			

BOTTOM

San Francisco Giants @ Los Angeles Dodgers
Dodger Stadium, Los Angeles, CA

Thu Aug 01 1968, 7:05 PM PDT
Att. 30,099 - Unknown

AB	30
R	0
H	3
RBI	0
BB	0
SO	5
LOB	5

livebaseballscorecards.com

Batter	1	2	3	4	5	6	7	8	9	AB R H RBI BB SO LOB	TOP
Maury Wills, S OBP: 0.335, SLG: 0.330 (1, 5) X	0-0 1-3 ①		4-0 BB BB E PB BB		0-3 0-0 ②			0-0 6-3 ①		3 1 0 0 1 1 0	Pittsburgh Pirates @ San Francisco Giants Candlestick Park, San Francisco, CA Fri Aug 02 1968, 10:05 PM EDT Att. 6,423 - Unknown livebaseballscorecards.com
Matty Alou, L OBP: 0.368, SLG: 0.394 (1, 8) X	0-0 L9 ②		0-0 E3 ①-H		0-0 1-3 ③			0-0 F8 ②		4 0 0 0 0 0 0	
Roberto Clemente, R OBP: 0.328, SLG: 0.461 (1, 9) BB BB	4-0 BB		0-0 4-3 ③					0-0 6-3 ③		3 0 0 0 1 0 1	
Willie Stargell, L OBP: 0.332, SLG: 0.507 (1, 7) S S	0-3 K ③				0-0 6-3 ①				0-0 HR	4 1 1 1 0 1 1	
Donn Clendenon, R OBP: 0.334, SLG: 0.399 (1, 3) X					0-0 1-3 ①				0-0 L9 ①	4 0 1 0 0 0 0	
Gene Alley, R OBP: 0.288, SLG: 0.304 (1, 6) X					0-0 F8 ②				0-0 1-3 ②	4 0 0 0 0 1 1	
Bill Mazerowski, R OBP: 0.289, SLG: 0.286 (1, 4) S S					0-3 K ②				0-0 6-3 ①	4 0 0 0 0 1 1	
Jerry May, R OBP: 0.309, SLG: 0.276 (1, 2) X					0-0 F4 ③				0-0 6-3 ②	4 0 0 0 0 1 1	
Al McBean, R OBP: 0.203, SLG: 0.241 (1, 1) S S					0-0 F3 ①				0-0 5-3 ③	4 0 0 0 0 1 1	
					0-0 K ②				0-0 WP 3B	3 1 2 0 0 0 0	
					0-3 K ②				0-0 1B	3 0 0 0 0 1 2	
					0-0 K ①				0-0 F6 ③		
Inning Stats	R: 0 H: 0 E: 0 LOB: 1 K: 1 BB: 1 S: 5 P: 9	R: 0 H: 0 E: 0 LOB: 0 K: 1 BB: 0 S: 5 P: 5	R: 1 H: 0 E: 1 LOB: 1 K: 1 BB: 1 S: 6 P: 10	R: 0 H: 1 E: 0 LOB: 1 K: 1 BB: 0 S: 6 P: 6	R: 1 H: 1 E: 0 LOB: 0 K: 1 BB: 0 S: 6 P: 6	R: 0 H: 0 E: 0 LOB: 0 K: 0 BB: 0 S: 3 P: 3	R: 0 H: 1 E: 0 LOB: 1 K: 0 BB: 0 S: 4 P: 4	R: 0 H: 0 E: 0 LOB: 0 K: 0 BB: 0 S: 3 P: 3	R: 1 H: 1 E: 0 LOB: 0 K: 0 BB: 0 S: 4 P: 4	1B: 2 SF: 0 2B: 0 SAC: 0 3B: 1 DP: 0 HR: 1 HBP: 0	WP: 1 PA: 34 PB: 1 SB: 0 CS: 0
PITCHER Gaylord Perry, R (1, 1) ERA: 2.65	IP WLS BF H R ER SO BB IBB HBP BLK WP HR S P ERA WHIP										
	9.0 L 34 4 3 2 5 2 0 0 0 1 1 42 50 2.00 0.667										

AB	32
R	3
H	4
RBI	1
BB	2
SO	5
LOB	6



Batter	1	2	3	4	5	6	7	8	9	AB	R	H	RBI	BB	SO	LOB
Ron Hunt, R OBP: 0.358, SLG: 0.281 (1, 4)	0-0 6-3		0-0 F5		0-0 L4-6-3 1B		0-0 5-3			4	0	1	0	0	0	1
Ty Cline, L OBP: 0.253, SLG: 0.247 (1, 9)	0-0 L7		0-0 L9		0-0 L4-6-3 1-2			0-0 L9		4	0	0	0	0	0	2
Willie Mays, R OBP: 0.348, SLG: 0.450 (1, 8)	0-0 5-3			0-0 F8		0-0 F8		0-0 HR		4	1	1	1	0	0	0
Willie McCovey, L OBP: 0.370, SLG: 0.559 (1, 3)		4-0 BB BB		0-0 5-3 1B		0-0 WP 1B		0-0 4-3		3	0	2	0	1	0	0
Dick Dietz, R OBP: 0.382, SLG: 0.487 (1, 2)		4-0 BB BB		0-0 5-3		0-3 K		0-0 F9		3	0	0	0	1	1	2
Dave Marshall, L OBP: 0.347, SLG: 0.346 (1, 7)		0-0 F7		4-0 BB		0-0 F8			0-0 1-3	3	0	0	0	1	0	3
Jim Davenport, R OBP: 0.270, SLG: 0.236 (1, 5)		0-0 F3		0-0 F9			0-0 F9		0-0 4-3	4	0	0	0	0	0	4
Hal Lanier, R OBP: 0.215, SLG: 0.233 (1, 6)		0-0 5-3			0-0 FC1-6 1B		0-0 3-1		0-0 6-3	3	0	1	0	0	0	2
Bob Schroder, L OBP: 0.389, SLG: 0.357 (9, PH)										1	0	0	0	0	0	0
Gaylord Perry, R OBP: 0.145, SLG: 0.131 (1, 1)			0-0 5-3		0-0 FC1-6 1-2					3	0	1	0	0	0	1

Inning Stats	R: 0	H: 0	E: 0	LOB: 0	K: 0	BB: 0	S: 3	P: 3	R: 0	H: 0	E: 0	LOB: 2	K: 0	BB: 0	S: 3	P: 11	R: 0	H: 0	E: 0	LOB: 0	K: 0	BB: 0	S: 3	P: 3	R: 0	H: 1	E: 0	LOB: 2	K: 0	BB: 1	S: 4	P: 8	R: 0	H: 2	E: 0	LOB: 1	K: 0	BB: 0	S: 4	P: 4	R: 0	H: 1	E: 0	LOB: 1	K: 1	BB: 0	S: 6	P: 6	R: 0	H: 1	E: 0	LOB: 1	K: 0	BB: 0	S: 4	P: 4	R: 1	H: 1	E: 0	LOB: 0	K: 0	BB: 0	S: 4	P: 4	R: 0	H: 0	E: 0	LOB: 0	K: 0	BB: 0	S: 3	P: 3	1B: 5	SF: 0	2B: 0	SAC: 0	3B: 0	DP: 1	HR: 1	HBP: 0	WP: 1	PA: 35
PITCHER Al McBean, R ERA: 2.93 (1, 1)	IP	WLS	BF	H	R	ER	SO	BB	IBB	HBP	BLK	WP	HR	S	P	ERA	WHIP	IP	WLS	BF	H	R	ER	SO	BB	IBB	HBP	BLK	WP	HR	S	P	ERA	WHIP																																																


BOTTOM

Pittsburgh Pirates @ San Francisco Giants
Candlestick Park, San Francisco, CA

Fri Aug 02 1968, 10:05 PM EDT
Att. 6,423 - Unknown

livebaseballscorecards.com

AB	32
R	1
H	6
RBI	1
BB	3
SO	1
LOB	15



Batter	1	2	3	4	5	6	7	8	9	AB R H RBI BB SO LOB	TOP											
Maury Wills, S (1, 5) OBP: 0.336, SLG: 0.331	0-0 5-3			0-3 K		0-0 G4-6-3 1B		0-0 L4-3 L1-3 1B		4 0 2 0 0 1 0	Pittsburgh Pirates @ San Francisco Giants Candlestick Park, San Francisco, CA Sat Aug 03 1968, 6:33 AM EDT Att. 9,251 - Unknown livebaseballscorecards.com											
Manny Mota, R (1, 8) OBP: 0.331, SLG: 0.332	0-0 4-3			0-0 BB 1B		0-0 G4-6-3 1-2f		0-0 L1-3		4 0 1 0 0 0 2												
Roberto Clemente, R (1, 9) OBP: 0.330, SLG: 0.460	0-3 K			4-0 BB 1-2 BB		0-0 1B		0-0 L4-3		3 0 1 0 1 1 1												
Willie Stargell, L (1, 7) OBP: 0.328, SLG: 0.500		0-3 K		0-0 F4		0-3 K		0-0 F2		4 0 0 0 0 2 4												
Donn Clendenon, R (1, 3) OBP: 0.331, SLG: 0.395		0-3 K		0-3 K			0-3 K		0-3 K	4 0 0 0 0 4 2												
Gene Alley, R (1, 6) OBP: 0.287, SLG: 0.303		0-0 4-3			0-0 F3		0-3 K		0-0 1B 1B	4 0 1 0 0 1 0												
Bill Mazerowski, R (1, 4) OBP: 0.292, SLG: 0.288			0-0 4-3		0-0 1B		0-0 1B 1B		0-0 F8	4 0 2 0 0 0 1												
Jerry May, R (1, 2) OBP: 0.312, SLG: 0.279			0-0 F8		0-3 K		0-0 1-2 1B		0-0 1-3 1B	4 0 2 0 0 1 1												
Bob Veale, S (1, 1) OBP: 0.102, SLG: 0.088 Jose Pagan, R (5, PH) OBP: 0.227, SLG: 0.273 Ron Kline, R (5, 1) Carl Taylor, R (7, PH) OBP: 0.315, SLG: 0.246 Bill Henry, L (7, 1) Luke Walker, L (8, 1) Gary Kolb, L (9, PH) OBP: 0.270, SLG: 0.340			0-3 K		0-0 L5		0-3 K		0-0 F5	1 0 0 0 0 0 1 0 1 0 0 0 0 0 0 1 0 0 0 0 0 0 0 0 1 0 0 0 0 0 1 2 0 0 0 0 0 0 0 0 0 0 0 0 0 0 0 0 1 0 0 0 0 0 0 2												
Inning Stats	R: 0 E: 0 K: 1 S: 5	H: 0 LOB: 0 BB: 0 P: 5	R: 0 E: 0 K: 2 S: 7	H: 0 LOB: 0 BB: 0 P: 7	R: 0 E: 0 K: 1 S: 5	H: 0 LOB: 0 BB: 0 P: 5	R: 0 E: 0 K: 2 S: 8	H: 1 LOB: 2 BB: 1 P: 12	R: 0 E: 0 K: 1 S: 6	H: 1 LOB: 1 BB: 0 P: 6	R: 0 E: 0 K: 1 S: 6	H: 2 LOB: 1 BB: 0 P: 6	R: 0 E: 0 K: 3 S: 11	H: 2 LOB: 2 BB: 0 P: 11	R: 0 E: 0 K: 0 S: 4	H: 1 LOB: 1 BB: 0 P: 4	R: 0 E: 0 K: 1 S: 7	H: 2 LOB: 2 BB: 0 P: 7	1B: 9 2B: 0 3B: 0 HR: 0	SF: 0 SAC: 0 DP: 1 HBP: 0	WP: 0 PB: 0 SB: 0 CS: 0	PA: 36
PITCHER Ray Sadecki, L (1, 1) ERA: 2.8	IP 9.0 WLS W BF 36 H 9 R 0 ER 0 SO 12 BB 1 IBB 0 HBP 0 BLK 0 WP 0 HR 0 S 59 P 63 ERA 0.00 WHIP 1.111											PITCHER	IP WLS BF H R ER SO BB IBB HBP BLK WP HR S P ERA WHIP									



Batter	1	2	3	4	5	6	7	8	9	AB	R	H	RBI	BB	SO	LOB
Bobby Bonds, R OBP: 0.341, SLG: 0.408 (1, 9) (8, 8)	0-0 HR		4-0 1B BB		0-0 F8		4-0 E BB			2	2	1	1	2	0	0
Ron Hunt, R OBP: 0.362, SLG: 0.283 (1, 4) (8, 8)	0-0 L5		4-0 1B BB		4-0 HR BB		0-0 WP 1B 1B			2	3	1	0	2	0	0
Willie McCovey, L OBP: 0.372, SLG: 0.567 Dave Marshall, L OBP: 0.347, SLG: 0.346 (1, 3) (8, 7)	0-0 F5		0-0 1B 1B		0-0 HR		0-3 K			4	1	2	3	0	1	1
Willie Mays, R OBP: 0.349, SLG: 0.450 Ty Cline, L OBP: 0.253, SLG: 0.247 (1, 8) (7, PR) (8, 9) (8, 3)	0-0 F8		0-0 1B		0-0 6-3		0-0 WP 1B 1B			4	0	2	2	0	0	0
Dick Dietz, R OBP: 0.385, SLG: 0.487 (1, 2)		0-0 F8	0-3 K			0-0 G4-6-3 1B	0-0 WP 1B			4	0	2	0	0	1	2
Jesus Alou, R OBP: 0.278, SLG: 0.335 (1, 7) (8, 9)		0-0 G3		0-0 5-3		0-0 G4-6-3 1-2f	0-0 F2 1-2 2-3			4	0	0	0	0	0	3
Frank Johnson, R OBP: 0.243, SLG: 0.207 (1, 5)		0-0 4-3		0-0 F2		0-0 FC6-4 1B	0-0 6-3			4	0	1	0	0	0	0
Hal Lanier, R OBP: 0.213, SLG: 0.230 (1, 6)			0-0 E5 BB SH5-4 1B	0-0 F3		0-0 FC6-4 1-2f	0-0 5-3			4	1	0	0	0	0	1
Ray Sadecki, L OBP: 0.127, SLG: 0.117 (1, 1)			0-0 SH5-4		0-0 F4		0-0 G3	0-3 K		3	0	0	0	0	1	0

Inning Stats	R: 1	H: 1	E: 0	LOB: 0	K: 0	S: 4	P: 4	R: 0	H: 0	E: 0	LOB: 0	K: 0	S: 3	R: 0	H: 0	E: 0	LOB: 0	K: 0	S: 3	R: 2	H: 2	E: 1	LOB: 2	K: 1	S: 7	R: 0	H: 0	E: 0	LOB: 0	K: 0	S: 3	R: 2	H: 1	E: 0	LOB: 1	K: 0	S: 4	R: 0	H: 2	E: 1	LOB: 3	K: 1	S: 8	R: 0	H: 0	E: 0	LOB: 0	K: 1	S: 5	R: 0	H: 0	E: 0	LOB: 0	K: 1	S: 5
	1	1	0	0	0	4	4	0	0	0	0	0	3	0	0	0	0	0	0	3	2	2	1	2	7	15	0	0	0	0	0	3	2	1	0	1	8	2.25	1.250	0	2	1	12	0	3	1	12	0	0	5	0	0	0	0	5

PITCHER	IP	WLS	BF	H	R	ER	SO	BB	IBB	HBP	BLK	WP	HR	S	P	ERA	WHIP
Bob Veale, L ERA: 1.99 (1, 1)	4.0	L	17	3	3	1	1	2	0	0	0	0	1	17	25	2.25	1.250
Ron Kline, R ERA: 1.49 (5, 1)	2.0		9	3	2	2	0	1	0	0	0	0	1	8	12	9.00	2.000
Bill Henry, L ERA: 4.91 (7, 1)	1.0		7	3	2	0	1	1	0	0	0	2	0	8	12	0.00	4.000
Luke Walker, L ERA: 1.89 (8, 1)	1.0		3	0	0	0	1	0	0	0	0	0	0	5	5	0.00	0.000

BOTTOM

Pittsburgh Pirates @ San Francisco Giants
Candlestick Park, San Francisco, CA

Sat Aug 03 1968, 6:33 AM EDT
Att. 9,251 - Unknown

AB	31
R	7
H	9
RBI	6
BB	4
SO	3
LOB	7

livebaseballscores.com



WP	PA	31
2	36	

Batter	1	2	3	4	5	6	7	8	9	AB R H RBI BB SO LOB	TOP											
Maury Wills, S (1, 5) OBP: 0.333, SLG: 0.328	0-3 K			0-0 6-3		0-0 F8		0-0 4-3		4 0 0 0 0 1 0	Pittsburgh Pirates @ San Francisco Giants Candlestick Park, San Francisco, CA Sun Aug 04 1968, 6:33 AM EDT Att: 18,151 - Unknown livebaseballscorecards.com											
Matty Alou, L (1, 8) OBP: 0.369, SLG: 0.394	0-0 F9-3 1B			4-0 S BB		0-0 F5		0-0 3-1	3 0 1 0 1 0 0													
Roberto Clemente, R (1, 9) OBP: 0.329, SLG: 0.458	0-0 F9-3 1-2 1B			0-3 K 1-2		0-3 K		0-0 FC4-6 1B	4 0 1 0 0 2 2													
Willie Stargell, L (1, 7) OBP: 0.327, SLG: 0.495		0-3 K		4-0 IBB		0-3 K		0-0 FC4-6 1-2f	3 0 0 0 1 2 1													
Donn Clendenon, R (1, 3) OBP: 0.330, SLG: 0.393		0-0 G5-4-3 1B		0-3 K		0-3 K		0-0 F9	4 0 1 0 0 2 3													
Gene Alley, R (1, 6) OBP: 0.288, SLG: 0.304		0-0 G5-4-3 1-2f			0-0 F8		0-0 1B		3 0 1 0 0 0 1													
Bill Mazerowski, R (1, 4) OBP: 0.292, SLG: 0.291			0-0 F7		0-0 2B		0-0 F8		3 0 1 0 0 0 1													
Jerry May, R (1, 2) OBP: 0.309, SLG: 0.276			0-3 K		0-0 6-3		0-3 K		3 0 0 0 0 2 1													
Jim Bunning, R (1, 1) OBP: 0.098, SLG: 0.122			0-0 1-3		0-3 K		0-0 F8		2 0 0 0 0 1 1													
Manny Jimenez, L (8, PH) OBP: 0.473, SLG: 0.413									1 0 0 0 0 0 0													
Tommie Sisk, R (8, 1) OBP: 0.136, SLG: 0.050									0 0 0 0 0 0 0													
Inning Stats	R: 0 E: 0 K: 1 S: 5	H: 1 LOB: 0 BB: 0 P: 5	R: 0 E: 0 K: 1 S: 5	H: 1 LOB: 0 BB: 0 P: 5	R: 0 E: 0 K: 1 S: 5	H: 0 LOB: 0 BB: 0 P: 5	R: 0 E: 0 K: 2 S: 7	H: 0 LOB: 2 BB: 2 P: 15	R: 0 E: 0 K: 1 S: 6	H: 1 LOB: 1 BB: 0 P: 6	R: 0 E: 0 K: 1 S: 5	H: 0 LOB: 0 BB: 0 P: 5	R: 0 E: 0 K: 2 S: 8	H: 1 LOB: 1 BB: 0 P: 8	R: 0 E: 0 K: 1 S: 5	H: 0 LOB: 0 BB: 0 P: 5	R: 0 E: 0 K: 0 S: 4	H: 1 LOB: 1 BB: 0 P: 4	1B: 4 2B: 2 3B: 0 HR: 0	SF: 0 SAC: 0 DP: 2 HBP: 0	WP: 0 PB: 0 SB: 1 CS: 0	PA: 32
PITCHER Bobby Bolin, R (1, 1) ERA: 1.84	IP 9.0	WLS W	BF 32	H 5	R 0	ER 0	SO 10	BB 1	IBB 1	HBP 0	BLK 0	WP 0	HR 0	S 50	P 58	ERA 0.00	WHIP 0.667					

AB	30
R	0
H	5
RBI	0
BB	2
SO	10
LOB	10



Batter	1	2	3	4	5	6	7	8	9
Bobby Bonds, R OBP: 0.348, SLG: 0.405 (1, 9) X	0-0 6-3		4-0 BB		0-0 1B		0-0 F8		
Ron Hunt, R OBP: 0.361, SLG: 0.280 (1, 4) BBB	4-0 FC5-4 BB		0-0 F9		0-0 G6-4-3			0-0 6-3	
Willie Mays, R OBP: 0.351, SLG: 0.449 (1, 8) X	0-0 FC5-4 1-2f		0-0 4-3			1-0 BB HBP		0-0 1B 1B	
Willie McCovey, L OBP: 0.373, SLG: 0.565 (1, 3) X	0-0 F8			0-0 F9		4-0 BB		0-0 1B 1B	
Dick Dietz, R OBP: 0.382, SLG: 0.481 (1, 2) X		0-0 SH1-3 1B		0-0 5-3		0-3 K		0-0 F4	
Dave Marshall, L OBP: 0.347, SLG: 0.346 (1, 7) X		0-0 SH1-3 1-2		0-0 F9		0-0 F6		0-0 1B	
Frank Johnson, R OBP: 0.244, SLG: 0.208 (1, 5) X		0-0 F8			0-0 SH1-4 1B	0-0 F9		0-3 K	
Hal Lanier, R OBP: 0.211, SLG: 0.228 (1, 6) X		0-0 F5			0-0 SH1-4 1-2		0-0 6-3		
Bobby Bolin, R OBP: 0.143, SLG: 0.077 (1, 1) X			0-0 4-3		0-0 1B 2-H		0-3 K		

Inning Stats	R: 0	H: 0	E: 0	K: 0	S: 3	LOB: 1	BB: 1	P: 7	R: 0	H: 1	E: 0	K: 0	S: 4	LOB: 1	BB: 0	P: 4	R: 0	H: 0	E: 0	K: 0	S: 3	LOB: 0	BB: 0	P: 3	R: 1	H: 3	E: 0	K: 1	S: 5	LOB: 1	BB: 0	P: 5	R: 0	H: 0	E: 0	K: 1	S: 5	LOB: 0	BB: 0	P: 5	R: 1	H: 3	E: 0	K: 1	S: 8	LOB: 2	BB: 0	P: 8
--------------	------	------	------	------	------	--------	-------	------	------	------	------	------	------	--------	-------	------	------	------	------	------	------	--------	-------	------	------	------	------	------	------	--------	-------	------	------	------	------	------	------	--------	-------	------	------	------	------	------	------	--------	-------	------

PITCHER	IP	WLS	BF	H	R	ER	SO	BB	IBB	HBP	BLK	WP	HR	S	P	ERA	WHIP
Jim Bunning, R ERA: 3.56 (1, 1)	7.0	L	28	4	1	1	2	3	0	1	0	0	0	28	41	1.29	1.000
Tommie Sisk, R ERA: 3.15 (8, 1)	1.0		6	3	1	1	1	0	0	0	0	0	0	8	8	9.00	3.000

BOTTOM

Pittsburgh Pirates @ San Francisco Giants
Candlestick Park, San Francisco, CA

Sun Aug 04 1968, 6:33 AM EDT
Att. 18,151 - Unknown

AB	R	H	RBI	BB	SO	LOB
3	0	1	0	1	0	0
3	0	0	0	1	0	3
3	1	1	0	0	0	2
3	0	1	0	1	0	1
4	0	1	0	0	1	4
3	0	1	1	0	0	2
4	1	1	0	0	1	5
2	0	0	0	0	0	1
3	0	1	1	0	1	0

AB	28
R	2
H	7
RBI	2
BB	3
SO	3
LOB	18

GIANTS

1B:	7	SF:	0	WP:	0	PA:	34
2B:	0	SAC:	2	PB:	0		
3B:	0	DP:	1	SB:	1		
HR:	0	HBP:	1	CS:	0		

Batter	1	2	3	4	5	6	7	8	9	10	AB R H RBI BB SO LOB
Tony Taylor, R (1, 5) OBP: 0.327, SLG: 0.329	0-0 7-4-1-3 1B		0-0 F9	0-0 6-3			0-0 6-3		0-0 2-H 1B		5 0 2 1 0 0 2
Roberto Pena, R (1, 6) OBP: 0.330, SLG: 0.330	0-0 F7-4-1-3 1-2		4-0 G4-6-3 BB		0-0 F8 1B		0-0 F7		0-0 3-1 1-2		4 0 1 0 1 0 2
Johnny Callison, L (1, 9) OBP: 0.308, SLG: 0.414	0-0 4-3		0-0 G4-6-3 1-2f		0-0 F9		0-0 G3			0-3 K	5 0 0 0 0 1 2
Dick Allen, R (1, 7) OBP: 0.349, SLG: 0.526		0-0 BB 1B		4-0 1B E BB	0-0 1-2 1B			0-0 5-3		4-0 FC6-4 BB	3 2 2 0 2 0 0
Bill White, L (1, 3) OBP: 0.302, SLG: 0.350		0-3 K		0-3 K	0-0 F8			0-0 F8		0-0 FC6-4 PB 1-2f HR	4 0 0 0 0 2 4 1 1 0 0 0 0 1
Rick Joseph, R (10, PH) OBP: 0.293, SLG: 0.310					2-3						
Tony Gonzalez, L (1, 8) OBP: 0.352, SLG: 0.363		4-0 1B 1-2 BB		0-0 BB E 1B	4-3			0-0 F4		0-0 1-H HR	4 2 2 2 1 0 2
Cookie Rojas, R (1, 4) OBP: 0.258, SLG: 0.325		0-0 1-2 2-H 1B		4-0 E BB		0-0 F8			0-0 F6	0-0 L6-3	4 0 1 1 1 0 0
Clay Dalrymple, L (1, 2) OBP: 0.260, SLG: 0.280		0-3 K		0-0 E4		0-3 K			0-0 SH1-4 1B		4 1 1 1 0 2 3
Woodie Fryman, R (1, 1) OBP: 0.127, SLG: 0.100		0-0 F4		0-0 B1		0-3 K			0-0 SH1-4 1-2		2 0 0 0 0 0 4 1 0 0 0 0 1 0 0 0 0 0 0 0 0
John Boozer, R (4, 1)											
Dick Hall, R (9, 1) OBP: 0.333, SLG: 0.333											

Inning Stats	R: 0 E: 0 K: 0 S: 3	H: 1 LOB: 0 BB: 0 P: 3	R: 1 E: 0 K: 2 S: 9	H: 2 LOB: 2 BB: 1 P: 13	R: 0 E: 0 K: 0 S: 2	H: 0 LOB: 0 BB: 1 P: 6	R: 2 E: 1 K: 1 S: 7	H: 1 LOB: 2 BB: 2 P: 15	R: 0 E: 0 K: 0 S: 5	H: 2 LOB: 2 BB: 0 P: 5	R: 0 E: 0 K: 2 S: 7	H: 0 LOB: 0 BB: 0 P: 7	R: 0 E: 0 K: 0 S: 3	H: 0 LOB: 0 BB: 0 P: 3	R: 0 E: 0 K: 0 S: 3	H: 0 LOB: 0 BB: 0 P: 3	R: 1 E: 0 K: 0 S: 5	H: 2 LOB: 1 BB: 0 P: 5	R: 2 E: 0 K: 1 S: 6	H: 1 LOB: 0 BB: 1 P: 10	1B: 8 2B: 1 3B: 0 HR: 1	SF: 0 SAC: 1 DP: 2 HBP: 0	WP: 0 PB: 1 SB: 1 CS: 0	PA: 43
--------------	------------------------------	---------------------------------	------------------------------	----------------------------------	------------------------------	---------------------------------	------------------------------	----------------------------------	------------------------------	---------------------------------	------------------------------	---------------------------------	------------------------------	---------------------------------	------------------------------	---------------------------------	------------------------------	---------------------------------	------------------------------	----------------------------------	----------------------------------	------------------------------------	----------------------------------	--------

PITCHER	IP	WLS	BF	H	R	ER	SO	BB	IBB	HBP	BLK	WP	HR	S	P	ERA	WHIP
Juan Marichal, R (1, 1) ERA: 2.16	9.0		38	8	4	3	5	4	0	0	0	0	0	44	60	3.00	1.333
Mike McCormick, L (10, 1) ERA: 3.97	1.0	L	5	1	2	2	1	1	0	0	0	0	1	6	10	18.00	2.000

TOP

Philadelphia Phillies @ San Francisco Giants
Candlestick Park, San Francisco, CA

Mon Aug 05 1968, 6:33 AM EDT
Att: 5,429 - Unknown

AB	37
R	6
H	9
RBI	5
BB	5
SO	6
LOB	20

Batter	1	2	3	4	5	6	7	8	9	10	AB	R	H	RBI	BB	SO	LOB
Bobby Bonds, R OBP: 0.371, SLG: 0.415 (1, 9)	4-0 SH1-4 BB	0-0 BB 1-2 1B		4-0 BB BB		0-0 6-3			0-0 SH3-4 1B		3	1	2	1	2	0	0
Ron Hunt, R OBP: 0.363, SLG: 0.279 (1, 4)	0-0 SH1-4	4-0 BB 1-2 2-3		4-0 BB 1-2 2-3			0-0 5-3		0-0 SH3-4		1	0	0	0	2	0	0
Willie McCovey, L OBP: 0.371, SLG: 0.562 (1, 3)	0-0 F5	0-3 K		0-3 K			0-3 K		0-0 F8		2	0	0	0	0	1	4
Jack Hiatt, R OBP: 0.333, SLG: 0.320 (4, PH)											2	0	0	0	0	2	3
Jim Ray Hart, R OBP: 0.343, SLG: 0.488 (9, PH)											1	0	0	0	0	0	1
Mike McCormick, L OBP: 0.173, SLG: 0.133 (10, 1)											0	0	0	0	0	0	0
Willie Mays, R OBP: 0.356, SLG: 0.455 (1, 8)	4-0 BB		0-0 G6-4-3 1B		0-0 5-3 SF9 2B				0-0 1B		4	1	3	1	1	1	0
Dick Dietz, R OBP: 0.371, SLG: 0.466 (1, 2)	0-0 F3		0-3 K		0-0 5-3				0-0 F4		5	0	0	0	0	2	5
Jesus Alou, R OBP: 0.280, SLG: 0.337 (1, 7)		0-0 1B SF7 1B	0-0 G6-4-3		0-0 SF9			0-0 5-3 1B		0-3 K	4	1	2	1	0	1	1
Jim Davenport, R OBP: 0.272, SLG: 0.236 (1, 5)		0-0 BB 1B 1-3 1B		4-0 BB SH1-4 BB	0-0 5-3			0-0 5-3		0-3 K	4	0	1	0	1	1	1
Hal Lanier, R OBP: 0.209, SLG: 0.227 (1, 6)		0-0 SF7		0-3 K		0-0 4-3		0-0 F4		0-3 K	2	0	0	1	0	1	1
Dave Marshall, L OBP: 0.345, SLG: 0.344 (8, PH)		3-H									1	0	0	0	0	0	1
Frank Johnson, R OBP: 0.242, SLG: 0.207 (9, 5)											1	0	0	0	0	1	0
Juan Marichal, R OBP: 0.181, SLG: 0.176 (1, 1)		0-0 F3		0-0 SH1-4		0-0 F5			0-0 1B		2	0	0	0	0	0	1
Ty Cline, L OBP: 0.256, SLG: 0.257 (9, PH)											1	1	1	0	0	0	0
Dick Hall, R OBP: 0.256, SLG: 0.257 (10, 3)																	

Inning Stats	R: 0	H: 0	E: 0	K: 0	S: 3	P: 11	R: 1	H: 3	E: 0	K: 1	S: 8	P: 12	R: 0	H: 1	E: 0	K: 1	S: 5	P: 5	R: 0	H: 0	E: 0	K: 2	S: 7	P: 19	R: 1	H: 1	E: 0	K: 0	S: 4	P: 4	R: 0	H: 0	E: 0	K: 0	S: 3	P: 3	R: 0	H: 0	E: 0	K: 2	S: 7	P: 7	R: 0	H: 1	E: 0	K: 1	S: 6	P: 6	R: 2	H: 3	E: 0	K: 0	S: 6	P: 6	R: 0	H: 0	E: 0	K: 3	S: 9	P: 9	1B: 7	2B: 2	3B: 0	HR: 0	SF: 2	SAC: 3	DP: 1	HBP: 0	WP: 0	PA: 44
--------------	------	------	------	------	------	-------	------	------	------	------	------	-------	------	------	------	------	------	------	------	------	------	------	------	-------	------	------	------	------	------	------	------	------	------	------	------	------	------	------	------	------	------	------	------	------	------	------	------	------	------	------	------	------	------	------	------	------	------	------	------	------	-------	-------	-------	-------	-------	--------	-------	--------	-------	--------

PITCHER	IP	WLS	BF	H	R	ER	SO	BB	IBB	HBP	BLK	WP	HR	S	P	ERA	WHIP
Woodie Fryman, L ERA: 2.29 (1, 1)	3.2		20	4	1	1	3	6	0	0	0	0	0	20	44	2.46	2.727
John Boozer, R ERA: 4.06 (4, 1)	4.1		16	3	2	2	4	0	0	0	0	0	0	24	24	4.15	0.692
Dick Hall, R ERA: 4.13 (9, 1)	2.0	W	8	2	1	1	3	0	0	0	0	0	0	14	14	4.50	1.000


BOTTOM

Philadelphia Phillies @ San Francisco Giants
 Candlestick Park, San Francisco, CA

Mon Aug 05 1968, 6:33 AM EDT
 Att. 5,429 - Unknown

livebaseballscorecards.com

AB	33
R	4
H	9
RBI	4
BB	6
SO	10
LOB	18



Batter	1	2	3	4	5	6	7	8	9	AB R H RBI BB SO LOB	TOP							
Tony Taylor, R OBP: 0.329, SLG: 0.329 (1, 5) X	0-0 5-3 ①			4-0 G3 BB		0-0 S 1B			0-0 4-3 ①	3 0 1 0 1 0 0	Philadelphia Phillies @ San Francisco Giants Candlestick Park, San Francisco, CA Tue Aug 06 1968, 10:05 PM EDT Att. 6,246 - Unknown livebaseballscorecards.com							
Roberto Pena, R OBP: 0.326, SLG: 0.325 (1, 6) X	0-0 F9 ②			0-0 G3 ① 1-2		0-0 1-3 ③ 1-2			0-0 F9 ②	4 0 0 0 0 0 2								
Johnny Callison, L OBP: 0.307, SLG: 0.411 (1, 9) S S S	0-3 K ③			0-0 4-3 ②					0-0 SH1-3 1B BB ③	3 1 0 0 1 1 1								
Dick Allen, R OBP: 0.347, SLG: 0.523 (1, 7) S S S		0-3 K ①		0-0 1-3 ③					0-0 SH1-3 ① 1-2	2 0 0 0 0 1 1								
Bill White, L OBP: 0.305, SLG: 0.354 (1, 3) X		0-0 4-3 ②			0-0 G6-4-3 1B				0-0 G6-4-3 2-H 1B	3 0 2 1 0 0 0								
Tony Gonzalez, L OBP: 0.349, SLG: 0.359 (1, 8) X		0-0 1-3 ③			0-0 G6-4-3 ① ② 1-2f				0-0 G6-4-3 ② ③ 1-2f	3 0 0 0 0 0 2								
Cookie Rojas, R OBP: 0.256, SLG: 0.323 (1, 4) X			0-0 4-3 ①		0-0 F4 ③				0-0 6-3 ①	3 0 0 0 0 0 0								
Mike Ryan, R OBP: 0.184, SLG: 0.190 (1, 2) X			0-0 6-3 ②			0-0 4-3 ①			0-0 G3 ②	3 0 0 0 0 0 0								
Larry Jackson, R OBP: 0.134, SLG: 0.123 (1, 1) S S S			0-3 K ③			0-3 K ②			0-3 K ③	3 0 0 0 0 3 0								
Inning Stats	R: 0 E: 0 K: 1 S: 5	H: 0 LOB: 0 BB: 0 P: 5	R: 0 E: 0 K: 1 S: 5	H: 0 LOB: 0 BB: 0 P: 5	R: 0 E: 0 K: 1 S: 5	H: 0 LOB: 1 BB: 1 P: 7	R: 0 E: 0 K: 0 S: 3	H: 1 LOB: 0 BB: 0 P: 3	R: 1 E: 0 K: 0 S: 3	H: 1 LOB: 0 BB: 1 P: 7	R: 0 E: 0 K: 1 S: 5	H: 0 LOB: 0 BB: 0 P: 5	R: 0 E: 0 K: 0 S: 3	H: 0 LOB: 0 BB: 0 P: 3	1B: 3 2B: 0 3B: 0 HR: 0	SF: 0 SAC: 1 DP: 2 HBP: 0	WP: 0 PB: 0 SB: 1 CS: 0	PA: 30
PITCHER Gaylord Perry, R (1, 1) ERA: 2.57	IP: 9.0 WLS: W BF: 30 H: 3 R: 1 ER: 1 SO: 5 BB: 2 IBB: 0 HBP: 0 BLK: 0 WP: 0 HR: 0 S: 38 P: 46 ERA: 1.00 WHIP: 0.556											PITCHER	IP: WLS: BF: H: R: ER: SO: BB: IBB: HBP: BLK: WP: HR: S: P: ERA: WHIP:					

AB	27
R	1
H	3
RBI	1
BB	2
SO	5
LOB	6



Batter	1	2	3	4	5	6	7	8	9	AB R H RBI BB SO LOB
--------	---	---	---	---	---	---	---	---	---	----------------------

Bobby Bonds, R <small>OBP: 0.376, SLG: 0.442</small> <small>(1, 8)</small>										4 2 2 1 0 0 0
Ron Hunt, R <small>OBP: 0.364, SLG: 0.278</small> <small>(1, 4)</small>										2 1 0 0 2 0 1
Dave Marshall, L <small>OBP: 0.342, SLG: 0.341</small> <small>(1, 7)</small>										4 0 1 1 0 2 2
Willie McCovey, L <small>OBP: 0.372, SLG: 0.560</small> <small>(1, 3)</small>										3 0 1 1 1 0 0
Dick Dietz, R <small>OBP: 0.365, SLG: 0.458</small> <small>(1, 2)</small>										3 0 0 0 0 2 2
Jesus Alou, R <small>OBP: 0.277, SLG: 0.333</small> <small>(1, 9)</small>										3 0 0 0 0 0 0
Jim Davenport, R <small>OBP: 0.273, SLG: 0.238</small> <small>(1, 5)</small>										3 0 1 0 0 0 0
Hal Lanier, R <small>OBP: 0.207, SLG: 0.224</small> <small>(1, 6)</small>										3 1 0 0 0 0 1
Gaylord Perry, R <small>OBP: 0.141, SLG: 0.127</small> <small>(1, 1)</small>										2 0 0 0 0 1 1

Inning Stats	R: 1 E: 0 K: 1 S: 6	H: 1 LOB: 0 BB: 0 P: 6	R: 0 E: 0 K: 1 S: 5	H: 0 LOB: 0 BB: 0 P: 5	R: 0 E: 0 K: 1 S: 5	H: 0 LOB: 1 BB: 2 P: 10	R: 0 E: 1 K: 0 S: 4	H: 0 LOB: 1 BB: 0 P: 4	R: 0 E: 0 K: 1 S: 5	H: 0 LOB: 0 BB: 0 P: 5	R: 0 E: 0 K: 1 S: 5	H: 0 LOB: 0 BB: 0 P: 5	R: 3 E: 1 K: 0 S: 6	H: 4 LOB: 2 BB: 1 P: 10	1B: 4 2B: 0 3B: 1 HR: 0	SF: 0 SAC: 1 DP: 1 HBP: 0
--------------	------------------------------	---------------------------------	------------------------------	---------------------------------	------------------------------	----------------------------------	------------------------------	---------------------------------	------------------------------	---------------------------------	------------------------------	---------------------------------	------------------------------	----------------------------------	----------------------------------	------------------------------------

PITCHER Larry Jackson, R <small>ERA: 2.87</small> <small>(1, 1)</small>	IP	WLS	BF	H	R	ER	SO	BB	IBB	HBP	BLK	WP	HR	S	P	ERA	WHIP
	8.0	L	31	5	4	3	5	3	0	0	0	0	0	38	50	3.38	1.000

BOTTOM

Philadelphia Phillies @ San Francisco Giants Candlestick Park, San Francisco, CA <small>Tue Aug 06 1968, 10:05 PM EDT</small> <small>Att. 6,246 - Unknown</small>	AB 27 R 4 H 5 RBI 3 BB 3 SO 5 LOB 7
--	--

	WP: 0 PA: 31 PB: 1 SB: 0 CS: 0
--	---

Batter	1	2	3	4	5	6	7	8	9	AB R H RBI BB SO LOB	TOP							
Tony Taylor, R OBP: 0.325, SLG: 0.324 (1, 5)	0-3 K		0-0 4-3		0-0 F3		0-0 6-3		0-0 4-3	5 0 0 0 0 1 0	Philadelphia Phillies @ San Francisco Giants Candlestick Park, San Francisco, CA Wed Aug 07 1968, 6:33 AM EDT Att. 5,109 - Unknown livebaseballscorecards.com							
Roberto Pena, R OBP: 0.327, SLG: 0.327 (1, 6)	0-0 3-4-1 1B		0-0 6-3		0-0 F3			0-0 F8 4-3 1B	0-0 1-3	5 1 2 0 0 0 0								
Johnny Callison, L OBP: 0.307, SLG: 0.409 Tony Gonzalez, L OBP: 0.345, SLG: 0.355 (1, 9)	0-0 3-4-1 1-2			0-0 1-3		0-0 L7		0-0 4-3 1-2	0-0 5-3	1 0 0 0 0 0 1 4 0 0 0 0 0 1								
Dick Allen, R OBP: 0.348, SLG: 0.522 (1, 7)	0-3 K			0-0 2B 1B		4-0 BB 1B BB		0-0 F8 2-3		3 1 1 0 1 1 2								
Don Lock, R OBP: 0.303, SLG: 0.384 (1, 8)		0-3 K		0-0 1-H 2B		0-3 K		0-0 1B 1B		4 1 2 2 0 2 1								
Rick Joseph, R OBP: 0.302, SLG: 0.310 (1, 3)		0-0 1-3		0-3 K		4-0 1B BB		0-0 1B 1B 1-2		3 0 1 0 1 1 1								
Cookie Rojas, R OBP: 0.262, SLG: 0.327 (1, 4)		0-0 1B		4-0 IBB		0-0 1-2 2-H 1B		0-0 1B		3 0 3 1 1 0 0								
Mike Ryan, R OBP: 0.181, SLG: 0.187 Bill White, L OBP: 0.308, SLG: 0.354 Dick Hall, R OBP: 0.333, SLG: 0.333 (1, 2)		0-0 F8		0-0 F8			0-0 6-3	4-0 1B		3 0 0 0 0 0 3 0 0 0 0 1 0 0 0 0 0 0 0 0 0								
Jeff James, R OBP: 0.111, SLG: 0.111 Gary Sutherland, R OBP: 0.250, SLG: 0.245 Gary Wagner, R (7, 1) John Sullivan, L OBP: 0.300, SLG: 0.222 (8, 2)		0-3 K			0-0 4-3		0-3 K	0-0 6-3		2 0 0 0 0 1 0 1 0 0 0 0 1 0 0 0 0 0 0 0 0 1 0 0 0 0 0 3								
Inning Stats	R: 0 H: 1 E: 0 LOB: 1 K: 2 BB: 0 S: 8 P: 8	R: 0 H: 1 E: 0 LOB: 1 K: 1 BB: 0 S: 6 P: 6	R: 0 H: 0 E: 0 LOB: 0 K: 1 BB: 0 S: 5 P: 5	R: 1 H: 2 E: 0 LOB: 2 K: 1 BB: 1 S: 7 P: 11	R: 0 H: 0 E: 0 LOB: 0 K: 0 BB: 0 S: 3 P: 3	R: 0 H: 1 E: 0 LOB: 3 K: 1 BB: 2 S: 5 P: 13	R: 0 H: 0 E: 0 LOB: 0 K: 1 BB: 0 S: 5 P: 5	R: 2 H: 4 E: 0 LOB: 3 K: 0 BB: 1 S: 7 P: 11	R: 0 H: 0 E: 0 LOB: 0 K: 0 BB: 0 S: 3 P: 3	1B: 8 SF: 0 2B: 1 SAC: 0 3B: 0 DP: 0 HR: 0 HBP: 0		WP: 0 PA: 39 PB: 0 SB: 0 CS: 0						
PITCHER	IP WLS BF H R ER SO BB IBB HBP BLK WP HR S P ERA WHIP																	
Ray Sadecki, L ERA: 2.83 (1, 1)	7.2	33	8	3	3	7	2	1	0	0		0	0	0	44	56	3.52	1.304
Frank Linzy, R ERA: 3.07 (8, 1)	1.1	W	6	1	0	0	0	1	0	0		0	0	0	5	9	0.00	0.750

Philadelphia Phillies @ San Francisco Giants
Candlestick Park, San Francisco, CA

Wed Aug 07 1968, 6:33 AM EDT
Att. 5,109 - Unknown

AB	35
R	3
H	9
RBI	3
BB	4
SO	7
LOB	12



Batter	1	2	3	4	5	6	7	8	9	AB	R	H	RBI	BB	SO	LOB
Bobby Bonds, R OBP: 0.371, SLG: 0.433 (1, 8) (9, 9)	0-3 K	0-3 K			X 0-0 1-3 S 1B		X 0-0 6-3			4	0	1	0	0	2	1
Ron Hunt, R OBP: 0.366, SLG: 0.279 (1, 4)	0-0 BB 1B		X 0-0 F7		X 0-0 SF8		BBB 4-0 FC5-4 BB			2	0	1	1	1	0	0
Ty Cline, L OBP: 0.251, SLG: 0.251 (1, 7)	0-0 L7		X 0-0 L4-3		X 0-0 L3-1		X 0-0 FC5-4 1-2f			4	0	0	0	0	0	3
Willie McCovey, L OBP: 0.376, SLG: 0.578 (1, 3)	4-0 1-2 BB		S 0-3 K		X 0-0 HR		X 0-0 HR			3	2	2	2	1	1	0
Jim Ray Hart, R OBP: 0.343, SLG: 0.486 (1, 5)	0-0 F4		X 0-0 F8		X 0-0 6-3 SH3 1B		X 0-0 F8			3	0	1	0	0	0	2
Jim Davenport, R OBP: 0.272, SLG: 0.237 (6, PR) (7, 5)										1	0	0	0	0	0	0
Dick Dietz, R OBP: 0.370, SLG: 0.458 (1, 2)		BBB 4-0 E 1-3 BB		X 0-0 G6-4-3 1B		X 0-0 SH3		X 0-0 F6		2	1	1	0	1	0	0
Jesus Alou, R OBP: 0.273, SLG: 0.328 (1, 9)		X 0-0 1-3		X 0-0 G6-4-3		X 0-0 6-3		X 0-0 1-3		4	0	0	0	0	0	4
Willie Mays, R OBP: 0.356, SLG: 0.455 (9, 8)		1-2		1-2f		2-3				0	0	0	0	0	0	0
Hal Lanier, R OBP: 0.212, SLG: 0.229 (1, 6)		X 0-0 E8 F9 2-H 1B		X 0-0 1B SF8 1B		S 0-3 K				3	1	2	1	0	1	2
Ray Sadecki, L OBP: 0.121, SLG: 0.111 (1, 1)		X 0-0 F9		S 0-3 K		S 0-3 K				3	0	0	0	0	2	2
Frank Linzy, R (8, 1)										0	0	0	0	0	0	0

Inning Stats	R: 0	H: 1	E: 0	K: 1	S: 6	LOB: 2	BB: 1	P: 10	R: 1	H: 1	E: 1	K: 1	S: 6	LOB: 1	BB: 1	P: 10	R: 0	H: 0	E: 0	K: 1	S: 5	LOB: 0	BB: 0	P: 5	R: 0	H: 1	E: 0	K: 0	S: 3	LOB: 0	BB: 0	P: 3	R: 1	H: 2	E: 0	K: 1	S: 7	LOB: 1	BB: 0	P: 7	R: 1	H: 2	E: 0	K: 1	S: 7	LOB: 2	BB: 0	P: 7	R: 0	H: 0	E: 0	K: 1	S: 5	LOB: 1	BB: 1	P: 9	R: 1	H: 1	E: 0	K: 0	S: 4	LOB: 0	BB: 0	P: 4
PITCHER	IP	WLS	BF	H	R	ER	SO	BB	IBB	HBP	BLK	WP	HR	S	P	ERA	WHIP																																															
Jeff James, R ERA: 4.41 (1, 1)	6.0		26	7	3	3	5	2	0	0	0	0	1	34	42	4.50	1.500																																															
Gary Wagner, R ERA: 2.82 (7, 1)	1.0		4	0	0	0	1	1	0	0	0	0	0	5	9	0.00	1.000																																															
Dick Hall, R ERA: 4.28 (8, 1)	1.0	L	4	1	1	1	0	0	0	0	0	0	1	4	4	9.00	1.000																																															

BOTTOM

Philadelphia Phillies @ San Francisco Giants
Candlestick Park, San Francisco, CA

Wed Aug 07 1968, 6:33 AM EDT
Att. 5,109 - Unknown

AB 29
R 4
H 8
RBI 4
BB 3
SO 6
LOB 14

WP: 0 PA: 34
PB: 0
SB: 1
CS: 0

GIANTS

1B	2B	3B	HR	SF	SAC	DP	HBP	WP	HR	S	P	ERA	WHIP
6	0	0	2	1	1	0	0	0	1	34	42	4.50	1.500

Batter	1	2	3	4	5	6	7	8	9	AB R H RBI BB SO LOB	TOP
Tommie Agee, R OBP: 0.224, SLG: 0.270 (1, 8) X	0-0 F8 ①		0-0 E 5-3 1B		H 1-0 S HBP		X 0-0 F8 ③		X 0-0 FC6-4 1B 1-2 2-H	4 1 2 1 0 0 0	
Larry Stahl, L OBP: 0.309, SLG: 0.306 (1, 9) S S S	0-3 K ②		0-0 4-3 1-3		X 0-0 F7 ① 1-2			X 0-0 4-3 ①	X 0-0 FC6-4 ② E 1-2f 2-3	5 1 0 0 0 1 4	
Cleon Jones, R OBP: 0.325, SLG: 0.457 (1, 7) S S S	0-3 K ③		0-0 5-3 3-H		X 0-0 F8 ②			X 0-0 1B 1B ②	X 0-0 E5 ③ CS 1-H 3-H	5 0 1 1 0 1 1	
Ed Kranepool, L OBP: 0.302, SLG: 0.339 (1, 3)		X 0-0 1B 1B SF7 1B	X 0-0 FC5-4 1B		X 0-0 F8 ③			X 0-0 F5 ②	X 0-0 CS ③ 1-2	4 1 2 0 0 0 2	
Ed Charles, R OBP: 0.345, SLG: 0.455 (1, 5)		X 0-0 1B 1B	X 0-0 FC5-4 ③ 1-2f			X 0-0 6-3 ①		X 0-0 1B 1-3		4 0 2 0 0 0 1	
J.C. Martin, L OBP: 0.314, SLG: 0.278 (1, 2)		X 0-0 SF7 1B 1-2 2-3		X 0-0 F6 ①		X 0-0 G3 ②		X 0-3 K ③		4 0 1 0 0 1 2	
Phil Linz, R OBP: 0.247, SLG: 0.229 (1, 4)		X 0-0 SF7 ②		X 0-0 6-3 ②		X 0-3 K ③			X 0-0 1B 1B	2 0 0 1 0 1 0	
Cal Koonce, R (6, 1)		1-2 SF7								0 0 0 0 0 0 0	
Ron Swoboda, R OBP: 0.335, SLG: 0.393 (9, PH)		1-2 SF7								1 1 1 0 0 0 0	
Jerry Buchek, R OBP: 0.248, SLG: 0.241 (9, 4)		3-H 4-0		H 1-0						0 0 0 0 0 0 0	
Bud Harrelson, S OBP: 0.274, SLG: 0.259 (1, 6)		4-0 IBB		H 1-0 HBP			X 0-0 G3 ①		X 0-0 FC6-4 1B 1-2 E 1B	2 1 1 0 1 0 0	
Dick Selma, R OBP: 0.208, SLG: 0.229 (1, 1)		0-0 4-3 ③		X 0-0 4-3 ③			X 0-0 4-3 ②		X 0-3 K ①	2 0 0 0 0 0 3	
Al Weis, S OBP: 0.233, SLG: 0.203 (6, 4)										1 0 0 0 0 0 0	
Art Shamsky, L OBP: 0.271, SLG: 0.365 (9, PH)										1 0 0 0 0 1 2	
Ron Taylor, R (9, 1)										0 0 0 0 0 0 0	
Inning Stats	R: 0 H: 0 E: 0 LOB: 0 K: 2 BB: 0 S: 7 P: 7	R: 1 H: 3 E: 0 LOB: 2 K: 0 BB: 1 P: 9	R: 1 H: 2 E: 1 LOB: 1 K: 0 BB: 0 P: 5	R: 0 H: 0 E: 0 LOB: 1 K: 0 BB: 0 P: 4	R: 0 H: 0 E: 0 LOB: 1 K: 0 BB: 0 P: 4	R: 0 H: 0 E: 0 LOB: 0 K: 1 BB: 0 P: 5	R: 0 H: 0 E: 0 LOB: 0 K: 0 BB: 0 P: 3	R: 0 H: 2 E: 0 LOB: 2 K: 1 BB: 0 P: 7	R: 3 H: 3 E: 1 LOB: 0 K: 1 BB: 0 P: 8	1B: 10 SF: 1 2B: 0 SAC: 0 3B: 0 DP: 0 HR: 0 HBP: 2	WP: 0 PA: 40 PB: 0 SB: 1 CS: 1
PITCHER Juan Marichal, R ERA: 2.15 (1, 1)	IP 9.0 WLS L BF 39 H 10 R 5 ER 2 SO 5 BB 0 IBB 1 HBP 2 BLK 0 WP 0 HR 0 S 46 P 52 ERA 2.00 WHIP 1.111										

New York Mets @ San Francisco Giants
Candlestick Park, San Francisco, CA

Fri Aug 09 1968, 10:05 PM EDT
Att. 7,482 - Unknown

livebaseballscorecards.com

AB	35
R	5
H	10
RBI	3
BB	1
SO	5
LOB	15



Batter	1	2	3	4	5	6	7	8	9	AB	R	H	RBI	BB	SO	LOB						
Bobby Bonds, R OBP: 0.376, SLG: 0.468 (1, 9) SS	0-3 K			X 0-0 HR		X 0-0 BB 2B 1B	0-3 K			4	2	2	1	0	2	1						
Jim Davenport, R OBP: 0.275, SLG: 0.238 (1, 5) X	0-0 F8			X 0-0 G6-3 1B		BB BB BB 4-0 1-2 2-3 2B BB		X 0-0 5-3		3	1	1	0	1	0	0						
Willie Mays, R OBP: 0.353, SLG: 0.450 (1, 8) SS	0-3 K			X 0-0 G6-3 1-2f		X 0-0 F9		X 0-0 F2		4	0	0	0	0	1	3						
Willie McCovey, L OBP: 0.378, SLG: 0.579 (1, 3) SS		X 0-0 G3		SS 0-3 K		X 0-0 1-H 2-H 2B		BB BB BB 4-0 BB BB		3	0	1	2	1	1	0						
Dick Dietz, R OBP: 0.380, SLG: 0.458 (1, 2) Ray Sadecki, L OBP: 0.121, SLG: 0.111 (6, PR) Bob Barton, R OBP: 0.315, SLG: 0.294 (7, 2)		BB BB BB 4-0 G6-4-3 BB			BB BB BB 4-0 G3 WP SF7 BB	BB BB BB 4-0 BB		BB BB BB 4-0 BB		0	1	0	0	3	0	0						
Jesus Alou, R OBP: 0.270, SLG: 0.324 (1, 7) X		X 0-0 G6-4-3 1-2f		X 0-0 G3		X 0-0 G3 1-3	0-3 K	X 0-0 4-3		4	0	0	0	0	1	6						
Bob Schroder, L OBP: 0.318, SLG: 0.294 (1, 4) X			X 0-0 F5		X 0-0 SF7 3-H		X 0-0 4-3		X 0-0 4-3	3	0	0	1	0	0	0						
Hal Lanier, R OBP: 0.210, SLG: 0.226 (1, 6) Ty Cline, L OBP: 0.250, SLG: 0.250 (9, PH) X			X 0-0 5-3		X 0-0 G3		X 0-0 3-1		X 0-0 L8	3	0	0	0	0	0	0						
Juan Marichal, R OBP: 0.196, SLG: 0.194 (1, 1) Jim Ray Hart, R OBP: 0.342, SLG: 0.485 (9, PH) SS			SS 0-3 K			H 1-0 BB 1B HBP		X 0-0 2B		X 0-0 F3	2	0	1	0	0	1						
Inning Stats	R: 0 E: 0 K: 2 S: 7	H: 0 LOB: 0 BB: 0 P: 7	R: 0 E: 0 K: 0 S: 2	H: 0 LOB: 0 BB: 1 P: 6	R: 0 E: 0 K: 1 S: 5	H: 0 LOB: 0 BB: 0 P: 5	R: 1 E: 0 K: 1 S: 6	H: 2 LOB: 0 BB: 0 P: 6	R: 1 E: 0 K: 0 S: 3	H: 0 LOB: 0 BB: 1 P: 7	R: 2 E: 0 K: 1 S: 6	H: 2 LOB: 2 BB: 2 P: 15	R: 0 E: 0 K: 1 S: 6	H: 1 LOB: 1 BB: 0 P: 6	R: 0 E: 0 K: 0 S: 3	H: 0 LOB: 2 BB: 2 P: 11	R: 0 E: 0 K: 0 S: 3	H: 0 LOB: 0 BB: 0 P: 3	1B: 2 2B: 2 3B: 0 HR: 1	SF: 1 SAC: 0 DP: 2 HBP: 1	WP: 1 PB: 0 SB: 0 CS: 0	PA: 36

BOTTOM

New York Mets @ San Francisco Giants
Candlestick Park, San Francisco, CA

Fri Aug 09 1968, 10:05 PM EDT
Att. 7,482 - Unknown

livebaseballscorecards.com

AB	28
R	4
H	5
RBI	4
BB	6
SO	6
LOB	10



PITCHER	IP	WLS	BF	H	R	ER	SO	BB	IBB	HBP	BLK	WP	HR	S	P	ERA	WHIP
Dick Selma, R ERA: 2.53 (1, 1)	5.2		23	4	4	4	4	4	0	1	0	1	1	26	43	6.35	1.412
Cal Koonce, R ERA: 1.34 (6, 1)	2.1	W	10	1	0	0	2	2	0	0	0	0	0	12	20	0.00	1.286
Ron Taylor, R ERA: 3.14 (9, 1)	1.0	S	3	0	0	0	0	0	0	0	0	0	0	3	3	0.00	0.000

Batter	1	2	3	4	5	6	7	8	9	AB R H RBI BB SO LOB	TOP	
Tommie Agee, R OBP: 0.220, SLG: 0.265 (1, 8) X	0-0 5-3		0-0 FC5-4		0-0 5-3	0-0 F6			0-0 F2	5 0 0 0 0 0 2		
Larry Stahl, L OBP: 0.314, SLG: 0.325 (1, 9) X	0-0 3-1 2B		0-0 5-3		0-0 1B			0-0 F2	0-3 K	5 0 2 0 0 1 1		
Cleon Jones, R OBP: 0.324, SLG: 0.455 (1, 7) X	0-0 3-1 2-3		0-0 6-3		0-0 F9			0-0 1B		4 0 1 0 0 0 3		
Ed Kranepool, L OBP: 0.301, SLG: 0.337 (1, 3) S S S	0-3 K			0-0 F7		0-0 1B E		0-0 F8		4 1 1 0 0 1 2		
Ed Charles, R OBP: 0.344, SLG: 0.452 (1, 5) S S S		0-3 K		0-3 K		0-0 1B E		0-0 5-3		4 1 1 0 0 2 1		
J.C. Martin, L OBP: 0.313, SLG: 0.277 (1, 2) X		0-0 F9		0-0 1B 1B		0-0 E4 1B		0-0 3-1		4 1 1 0 0 0 1		
Phil Linz, R OBP: 0.258, SLG: 0.240 (1, 4) X		0-0 1B		0-0 1-2 1B		0-0 1B		0-0 F1		4 0 3 2 0 0 0		
Bud Harrelson, S OBP: 0.271, SLG: 0.255 (1, 6) X		0-0 1-3		0-3 K		0-3 K		0-0 G3		4 0 0 0 0 2 4		
Jerry Koosman, R OBP: 0.087, SLG: 0.075 (1, 1) B B B B			4-0 FC5-4 BB		0-0 3-1	0-3 K			0-3 K	3 0 0 0 1 2 1		
Inning Stats	R: 0 E: 0 K: 1 S: 6 H: 1 LOB: 1 BB: 0 P: 6	R: 0 E: 0 K: 1 S: 6 H: 1 LOB: 1 BB: 0 P: 6	R: 0 E: 0 K: 0 S: 3 H: 0 LOB: 1 BB: 1 P: 7	R: 0 E: 0 K: 2 S: 9 H: 2 LOB: 2 BB: 0 P: 9	R: 0 E: 0 K: 0 S: 4 H: 1 LOB: 1 BB: 0 P: 4	R: 3 E: 1 K: 2 S: 11 H: 3 LOB: 1 BB: 0 P: 11	R: 0 E: 0 K: 0 S: 4 H: 1 LOB: 1 BB: 0 P: 4	R: 0 E: 0 K: 0 S: 3 H: 0 LOB: 0 BB: 0 P: 3	R: 0 E: 0 K: 2 S: 7 H: 0 LOB: 0 BB: 0 P: 7	1B: 8 2B: 1 3B: 0 HR: 0 SF: 0 SAC: 0 DP: 0 HBP: 0	WP: 0 PB: 0 SB: 0 CS: 0 PA: 38	
PITCHER Gaylord Perry, R ERA: 2.55 (1, 1)	IP 9.0 WLS L BF 38 H 9 R 3 ER 2 SO 8 BB 1 IBB 0 HBP 0 BLK 0 WP 0 HR 0 S 53 P 57 ERA 2.00 WHIP 1.111											PITCHER IP WLS BF H R ER SO BB IBB HBP BLK WP HR S P ERA WHIP

New York Mets @ San Francisco Giants
Candlestick Park, San Francisco, CA
Sat Aug 10 1968, 6:33 AM EDT
Unknown

livebaseballscorecards.com

AB	37
R	3
H	9
RBI	2
BB	1
SO	8
LOB	15



Batter	1	2	3	4	5	6	7	8	9	AB	R	H	RBI	BB	SO	LOB
Bobby Bonds, R OBP: 0.363, SLG: 0.449 (1, 9) X	0-0 1-3 ①		0-0 F6 ②		0-3 K ③			0-0 5-3 ①		4	0	0	0	0	1	1
Frank Johnson, R OBP: 0.242, SLG: 0.215 (1, 5) X	0-0 F9 ②		0-0 F9 ③			0-0 2B		0-0 F8 ②		4	0	1	0	0	0	1
Willie Mays, R OBP: 0.349, SLG: 0.445 (1, 8) X	0-0 1-3 ③			0-0 F9 ①		0-0 E5		0-0 F9 ③		4	0	0	0	0	0	1
Willie McCovey, L OBP: 0.381, SLG: 0.590 (1, 3) X		0-0 1B		0-0 1B		0-0 F2		0-0 HR		4	1	3	1	0	0	2
Dick Dietz, R OBP: 0.372, SLG: 0.448 (1, 2) X		0-0 F8 ①		0-0 F8 ②		0-3 K ②		0-0 F3 ①		4	0	0	0	0	1	4
Jesus Alou, R OBP: 0.269, SLG: 0.323 (1, 7) X		0-0 F6 ②		0-0 S 1B		0-0 F7 ③		0-0 F9 ②		4	0	1	0	0	0	3
Bob Schroder, L OBP: 0.280, SLG: 0.250 (1, 4) X		0-0 F5 ③		0-0 6-3 ③			0-3 K ①		0-3 K ③	3	0	0	0	0	1	3
Jim Davenport, R OBP: 0.274, SLG: 0.237 (9, PH) X				1-2						1	0	0	0	0	1	0
Hal Lanier, R OBP: 0.208, SLG: 0.224 (1, 6) X			0-0 6-3 ①		0-0 1-3 ①		0-0 4-3 ②			3	0	0	0	0	0	0
Gaylord Perry, R OBP: 0.149, SLG: 0.123 (1, 1) X			4-0 BB		0-3 K ②		0-0 5-3 ③			2	0	0	0	1	1	0

Inning Stats	R: 0 E: 0 K: 0 S: 3	H: 0 LOB: 0 BB: 0 P: 3	R: 0 E: 0 K: 0 S: 4	H: 1 LOB: 1 BB: 0 P: 4	R: 0 E: 0 K: 0 S: 3	H: 0 LOB: 1 BB: 1 P: 7	R: 0 E: 0 K: 0 S: 5	H: 2 LOB: 2 BB: 0 P: 5	R: 0 E: 0 K: 2 S: 7	H: 0 LOB: 0 BB: 0 P: 7	R: 0 E: 1 K: 1 S: 7	H: 1 LOB: 2 BB: 0 P: 7	R: 0 E: 0 K: 1 S: 5	H: 0 LOB: 0 BB: 0 P: 5	R: 0 E: 0 K: 0 S: 3	H: 0 LOB: 0 BB: 0 P: 3	R: 1 E: 0 K: 1 S: 6	H: 1 LOB: 0 BB: 0 P: 6	1B: 3 2B: 1 3B: 0 HR: 1	SF: 0 SAC: 0 DP: 0 HBP: 0	WP: 0 PB: 0 SB: 1 CS: 0	PA: 34	
PITCHER Jerry Koosman, L ERA: 1.91 (1, 1)	IP 9.0	WLS W	BF 34	H 5	R 1	ER 1	SO 5	BB 1	IBB 0	HBP 0	BLK 0	WP 0	HR 1	S 43	P 47	ERA 1.00	WHIP 0.667					ERA 1.00	WHIP 0.667

BOTTOM

New York Mets @ San Francisco Giants
Candlestick Park, San Francisco, CA

Sat Aug 10 1968, 6:33 AM EDT
Unknown

livebaseballscorecards.com

AB	33
R	1
H	5
RBI	1
BB	1
SO	5
LOB	15

Batter	1	2	3	4	5	6	7	8	9	AB R H RBI BB SO LOB	TOP									
Tommie Agee, R (1, 8) OBP: 0.220, SLG: 0.269	0-0 F8		0-0 2B			0-0 L7		0-0 F9		4 0 1 0 0 0 0										
Bud Harrelson, S (1, 6) OBP: 0.267, SLG: 0.252	0-0 F8		0-0 F5			0-0 F9		0-0 4-3		4 0 0 0 0 0 1										
Larry Stahl, L (1, 7) OBP: 0.300, SLG: 0.309	0-0 F8			0-0 3-1		0-0 F8			0-0 F9	4 0 0 0 0 0 0										
Ed Kranepool, L (1, 3) OBP: 0.297, SLG: 0.332		0-0 F9		0-3 K		0-0 G3			0-0 4-3	4 0 0 0 0 1 0										
Ron Swoboda, R (1, 9) OBP: 0.334, SLG: 0.389		4-0 BB		0-3 K		0-3 K			0-0 F8	3 0 0 0 1 2 0										
Jerry Grote, R (1, 2) OBP: 0.362, SLG: 0.338		0-0 F9			0-0 1B		0-0 1B			3 0 2 0 0 0 1										
Phil Linz, R (1, 4) OBP: 0.259, SLG: 0.242		0-3 K			0-3 K		0-0 1-2 1B			3 0 1 0 0 2 2										
Jerry Buchek, R (1, 5) OBP: 0.245, SLG: 0.237			0-3 K		0-0 F8		0-3 K			2 0 0 0 0 1 1										
Art Shamsky, L (7, PH) OBP: 0.270, SLG: 0.363										1 0 0 0 0 1 2										
Al Weis, S (7, 5) OBP: 0.233, SLG: 0.203										0 0 0 0 0 0 0										
Jim McAndrew, R (1, 1) OBP: 0.323, SLG: 0.454			0-3 K		0-3 K			0-0 L7		2 0 0 0 0 2 1										
Ron Taylor, R (8, 1)										1 0 0 0 0 0 0										
										0 0 0 0 0 0 0										
Inning Stats	R: 0 E: 0 K: 0 S: 3	H: 0 LOB: 0 BB: 0 P: 3	R: 0 E: 0 K: 1 S: 5	H: 0 LOB: 1 BB: 1 P: 9	R: 0 E: 0 K: 2 S: 8	H: 1 LOB: 1 BB: 0 P: 8	R: 0 E: 0 K: 2 S: 7	H: 0 LOB: 0 BB: 0 P: 7	R: 0 E: 0 K: 2 S: 8	H: 1 LOB: 1 BB: 0 P: 8	R: 0 E: 0 K: 2 S: 9	H: 2 LOB: 2 BB: 0 P: 9	R: 0 E: 0 K: 0 S: 3	H: 0 LOB: 0 BB: 0 P: 3	R: 0 E: 0 K: 0 S: 3	H: 0 LOB: 0 BB: 0 P: 3	1B: 3 2B: 1 3B: 0 HR: 0	SF: 0 SAC: 0 DP: 0 HBP: 0	WP: 0 PB: 0 SB: 0 CS: 0	PA: 32
PITCHER Bobby Bolin, R (1, 1) ERA: 1.68	IP: 9.0 WLS: W BF: 32 H: 4 R: 0 ER: 0 SO: 9 BB: 1 IBB: 0 HBP: 0 BLK: 0 WP: 0 HR: 0 S: 49 P: 53 ERA: 0.00 WHIP: 0.556																			
PITCHER	IP	WLS	BF	H	R	ER	SO	BB	IBB	HBP	BLK	WP	HR	S	P	ERA	WHIP			

New York Mets @ San Francisco Giants
Candlestick Park, San Francisco, CA
 Sat Aug 10 1968, 6:38 AM EDT
 Att. 9,841 - Unknown

AB	31
R	0
H	4
RBI	0
BB	1
SO	9
LOB	8



Batter	1	2	3	4	5	6	7	8	9
Bobby Bonds, R OBP: 0.350, SLG: 0.431 (1, 8) X	0-0 E5		0-0 5-3		0-0 5-3		0-0 F3		
Ty Cline, L OBP: 0.250, SLG: 0.246 (1, 7) X	0-0 L7		0-0 L3-1		0-0 L7		4-0 1B BB		
Frank Johnson, R OBP: 0.248, SLG: 0.222 (1, 5) X	0-0 1-3		0-0 1B		0-0 F9		0-0 1B		
Willie McCovey, L OBP: 0.382, SLG: 0.586 (1, 3) X	4-0 FC6 IBB		0-3 K		0-0 4-3		4-0 IBB		
Jesus Alou, R OBP: 0.269, SLG: 0.322 (1, 9) X	0-0 FC6 1-2f		0-0 4-3 1B		0-0 L8		0-0 6-3		
Bob Schroder, L OBP: 0.310, SLG: 0.333 (1, 4) X		0-0 6-3 1B		0-0 4-3 1-2		0-0 WP 2B		0-0 4-3	
Bob Barton, R OBP: 0.323, SLG: 0.295 (1, 2) X		0-0 6-3 1-2		0-0 2-H 1B		4-0 WP IBB		0-3 K	
Hal Lanier, R OBP: 0.205, SLG: 0.222 (1, 6) X		0-0 F7		0-3 K		0-0 6-3 1-2 2-3		0-0 5-3	
Bobby Bolin, R OBP: 0.161, SLG: 0.071 (1, 1) X		0-0 6-3		0-0 L6		4-0 1B BB			

AB	R	H	RBI	BB	SO	LOB
4	0	0	0	0	0	1
3	0	0	0	1	0	1
4	0	2	0	0	0	1
2	0	0	0	2	1	1
4	1	1	0	0	0	5
4	0	2	0	0	0	1
3	0	1	1	1	1	1
4	0	0	0	0	1	4
2	0	0	0	1	0	2

BOTTOM

New York Mets @ San Francisco Giants
Candlestick Park, San Francisco, CA
Sat Aug 10 1968, 6:38 AM EDT
Att. 9,841 - Unknown

AB	30
R	1
H	6
RBI	1
BB	5
SO	3
LOB	17



1B: 5	SF: 0
2B: 1	SAC: 0
3B: 0	DP: 0
HR: 0	HBP: 0

WP: 1	PA: 35
PB: 0	
SB: 0	
CS: 0	

Inning Stats	R	H	E	K	S	R	H	E	K	S	BB	IBB	HBP	BLK	WP	HR	S	P	ERA	WHIP
Jim McAndrew, R ERA: 2.04 (1, 1)	0	0	1	0	0	0	1	0	1	2	2	3	0	0	1	0	31	51	1.29	1.143
Ron Taylor, R ERA: 3.08 (8, 1)	0	0	0	0	1	0	0	0	0	0	0	0	0	0	0	5	5	0.00	0.000	

PITCHER	IP	WLS	BF	H	R	ER	SO	BB	IBB	HBP	BLK	WP	HR	S	P	ERA	WHIP
Jim McAndrew, R ERA: 2.04 (1, 1)	7.0	L	32	6	1	1	2	2	3	0	0	1	0	31	51	1.29	1.143
Ron Taylor, R ERA: 3.08 (8, 1)	1.0		3	0	0	0	1	0	0	0	0	0	0	5	5	0.00	0.000

Batter	1	2	3	4	5	6	7	8	9	AB R H RBI BB SO LOB	TOP									
Tommie Agee, R (1, 8) OBP: 0.221, SLG: 0.276	0-3 K		0-3 K			0-0 F9			0-0 1B	4 1 1 0 0 2 0	New York Mets @ San Francisco Giants Candlestick Park, San Francisco, CA Sun Aug 11 1968, 6:33 AM EDT Unknown livebaseballscorecards.com									
Phil Linz, R (1, 4) OBP: 0.264, SLG: 0.247	0-0 G5-4-3 1B			0-0 F8		0-0 F4		0-0 1B	4 0 2 1 0 0 0											
Cleon Jones, R (1, 7) OBP: 0.320, SLG: 0.449	0-0 G5-4-3 1-2f			0-3 K		0-0 5-3		0-0 L5	4 0 0 0 0 1 2											
Ed Charles, R (1, 5) OBP: 0.344, SLG: 0.454		0-0 2B		0-3 K		0-0 F8			3 0 1 0 0 1 0											
Ron Swoboda, R (1, 9) OBP: 0.332, SLG: 0.386		0-0 6-3		0-3 K			0-3 K		3 0 0 0 0 2 1											
Jerry Grote, R (1, 2) OBP: 0.359, SLG: 0.334		0-3 K		0-0 6-3			0-3 K		3 0 0 0 0 2 1											
Al Weis, S (1, 6) OBP: 0.230, SLG: 0.201		0-3 K		0-3 K			0-3 K		3 0 0 0 0 3 1											
Ed Kranepool, L (1, 3) OBP: 0.295, SLG: 0.330 Don Bosch, S (9, PH) OBP: 0.227, SLG: 0.257			0-3 K		0-3 K			0-0 6-3	2 0 0 0 0 2 0 1 0 0 0 0 0 0											
Tom Seaver, R (1, 1) OBP: 0.139, SLG: 0.129 Jerry Buchek, R (9, PH) OBP: 0.243, SLG: 0.235			0-0 6-3		0-0 B2			0-0 1-3	2 0 0 0 0 0 0 1 0 0 0 0 0 0											
Inning Stats	R: 0 E: 0 K: 1 S: 5	H: 1 LOB: 0 BB: 0 P: 5	R: 0 E: 0 K: 2 S: 8	H: 1 LOB: 1 BB: 0 P: 8	R: 0 E: 0 K: 2 S: 7	H: 0 LOB: 0 BB: 0 P: 7	R: 0 E: 0 K: 2 S: 7	H: 0 LOB: 0 BB: 0 P: 7	R: 0 E: 0 K: 1 S: 5	H: 0 LOB: 0 BB: 0 P: 5	R: 0 E: 0 K: 0 S: 3	H: 0 LOB: 0 BB: 0 P: 3	R: 0 E: 0 K: 3 S: 9	H: 0 LOB: 0 BB: 0 P: 9	R: 1 E: 0 K: 0 S: 5	H: 2 LOB: 1 BB: 0 P: 5	1B: 2 2B: 1 3B: 1 HR: 0	SF: 0 SAC: 0 DP: 1 HBP: 0	WP: 0 PB: 0 SB: 0 CS: 0	PA: 30
PITCHER Ray Sadecki, L (1, 1) ERA: 2.75	IP: 9.0 WLS: W BF: 30 H: 4 R: 1 ER: 1 SO: 13 BB: 0 IBB: 0 HBP: 0 BLK: 0 WP: 0 HR: 0 S: 56 P: 56 ERA: 1.00 WHIP: 0.444											PITCHER	IP: WLS: BF: H: R: ER: SO: BB: IBB: HBP: BLK: WP: HR: S: P: ERA: WHIP:							



Batter	1	2	3	4	5	6	7	8	9
Bobby Bonds, R OBP: 0.344, SLG: 0.421 (1, 8) X	0-0 F3		0-0 F9		0-0 E S 1B		0-3 K	0-0 F9	
Ron Hunt, R OBP: 0.369, SLG: 0.280 (1, 4) X	0-0 FC4-6 1B		0-3 K		4-0 S 1-3 BB		1-0 BB BB HBP		
Ty Cline, L OBP: 0.245, SLG: 0.241 (1, 7) X	0-0 FC4-6 1B CS 1-2f		0-0 L4		0-0 L6 1-2		0-0 L3		
Willie McCovey, L OBP: 0.386, SLG: 0.593 (1, 3) X	0-0 1-3 1B		0-0 F7			0-0 1B 3B	4-0 BB 1-2 BB		
Dick Dietz, R OBP: 0.379, SLG: 0.448 (1, 2) X	0-0 L 3-H	4-0 1B FC4-6 BB		0-3 K		0-0 FC4-6 1B 3-H	4-0 1-2 2-3 BB		
Jesus Alou, R OBP: 0.272, SLG: 0.324 (1, 9) X		0-0 FC4-6 1-3 1B		0-0 1-3		0-0 FC4-6 1-2 1B	0-0 F9		
Frank Johnson, R OBP: 0.243, SLG: 0.217 (1, 5) X		0-0 FC4-6 1-2f 3-H		0-3 K		0-0 F9		0-0 F3	
Hal Lanier, R OBP: 0.203, SLG: 0.219 (1, 6) X		0-0 F7			0-0 3-1	0-0 FC4-6 1-2f 2-3		0-0 4-3	
Ray Sadecki, L OBP: 0.129, SLG: 0.119 (1, 1) X		0-0 1-3			0-0 F3	0-0 G3		0-0 1B	

Inning Stats	R: 0	H: 2	E: 0	K: 0	S: 4	LOB: 1	BB: 0	P: 4
	R: 1	H: 1	E: 0	K: 0	S: 4	LOB: 1	BB: 1	P: 8
	R: 0	H: 0	E: 1	K: 1	S: 6	LOB: 1	BB: 0	P: 6
	R: 0	H: 0	E: 0	K: 2	S: 7	LOB: 0	BB: 0	P: 7
	R: 0	H: 1	E: 0	K: 0	S: 4	LOB: 2	BB: 1	P: 8
	R: 1	H: 3	E: 0	K: 0	S: 6	LOB: 2	BB: 0	P: 6
	R: 0	H: 0	E: 0	K: 1	S: 5	LOB: 3	BB: 2	P: 14
	R: 0	H: 1	E: 0	K: 0	S: 4	LOB: 1	BB: 0	P: 4


PITCHER	IP	WLS	BF	H	R	ER	SO	BB	IBB	HBP	BLK	WP	HR	S	P	ERA	WHIP
Tom Seaver, R ERA: 2.06 (1, 1)	8.0	L	38	8	2	2	4	4	0	1	0	0	0	40	57	2.25	1.500

AB R H RBI BB SO LOB

5	0	1	0	0	1	1
2	0	1	0	1	1	0
4	0	0	0	0	0	4
3	1	2	0	1	0	1
3	1	1	1	2	1	2
4	0	2	0	0	0	3
4	0	0	1	0	1	3
4	0	0	0	0	0	3
4	0	1	0	0	0	3

WP	HR	S	P	ERA	WHIP
0	0	40	57	2.25	1.500

AB 33
R 2
H 8
RBI 2
BB 4
SO 4
LOB 20



San Francisco Giants
San Francisco, CA
 Sun Aug 11 1968, 6:33 AM EDT
 Unknown

livebaseballscorecards.com

Batter	1	2	3	4	5	6	7	8	9	AB R H RBI BB SO LOB	TOP									
Tommy Agee, R OBP: 0.221, SLG: 0.276 (1, 8) X	0-0 CS 1B		0-3 K		0-0 6-3			0-0 F8		4 0 1 0 0 1 4										
Phil Linz, R OBP: 0.264, SLG: 0.253 (1, 4) X	0-0 F8		0-0 F8			0-0 5-3		0-0 2B		4 0 1 0 0 0 2										
Cleon Jones, R OBP: 0.319, SLG: 0.445 (1, 7) BBB	4-0 BB			0-0 1-3		0-0 6-3		0-0 F3		3 0 0 0 1 0 2										
Ed Charles, R OBP: 0.339, SLG: 0.448 (1, 5) X	0-0 F9			0-0 4-3		0-0 6-3			0-0 F8	4 0 0 0 0 0 1										
Ron Swoboda, R OBP: 0.328, SLG: 0.381 (1, 9) SSS		0-3 K		0-0 6-3			0-0 F8		0-0 F6	4 0 0 0 0 1 0										
Jerry Grote, R OBP: 0.358, SLG: 0.333 (1, 2) SSS		0-3 K			0-0 WP 1B		0-0 F6		0-0 6-3	4 0 1 0 0 1 0										
Larry Stahl, L OBP: 0.290, SLG: 0.298 (1, 3) X			0-0 6-3		0-0 F5		0-0 4-3			3 0 0 0 0 0 1										
Bud Harrelson, S OBP: 0.268, SLG: 0.250 (1, 6) X			0-0 6-3		4-0 BB			0-0 6-3		2 0 0 0 1 0 0										
Al Jackson, L OBP: 0.269, SLG: 0.320 (3, 1) X			0-0 WP 1B		0-0 F9			0-0 2B 1B		1 0 1 0 0 0 0										
Bill Connors, R (3, 1)										0 0 0 0 0 0 0										
Bill Short, L (3, 1)										0 0 0 0 0 0 0										
Jerry Buchek, R OBP: 0.241, SLG: 0.234 (5, PH)										1 0 0 0 0 0 2										
Cal Koonce, R (5, 1)										0 0 0 0 0 0 0										
Don Bosch, S OBP: 0.233, SLG: 0.264 (8, PH)										1 0 1 0 0 0 0										
Ron Taylor, R (8, 1)										0 0 0 0 0 0 0										
Inning Stats	R: 0 E: 0 K: 0 S: 3	H: 1 LOB: 1 BB: 1 P: 7	R: 0 E: 0 K: 2 S: 7	H: 0 LOB: 0 BB: 0 P: 7	R: 0 E: 0 K: 1 S: 6	H: 1 LOB: 1 BB: 0 P: 6	R: 0 E: 0 K: 0 S: 3	H: 0 LOB: 0 BB: 0 P: 3	R: 0 E: 0 K: 0 S: 3	H: 0 LOB: 0 BB: 0 P: 3	R: 0 E: 0 K: 0 S: 5	H: 2 LOB: 2 BB: 0 P: 5	R: 0 E: 0 K: 0 S: 3	H: 0 LOB: 0 BB: 0 P: 3	R: 0 E: 0 K: 0 S: 3	H: 0 LOB: 0 BB: 0 P: 3	1B: 4 2B: 1 3B: 0 HR: 0	SF: 0 SAC: 0 DP: 0 HBP: 0	WP: 2 PB: 0 SB: 0 CS: 1	PA: 33
PITCHER Mike McCormick, L ERA: 3.74 (1, 1)	IP: 9.0 WLS: W BF: 33 H: 5 R: 0 ER: 0 SO: 3 BB: 2 IBB: 0 HBP: 0 BLK: 0 WP: 2 HR: 0 S: 37 P: 45 ERA: 0.00 WHIP: 0.778																			

New York Mets @ San Francisco Giants
Candlestick Park, San Francisco, CA

livebaseballscorecards.com

AB	31
R	0
H	5
RBI	0
BB	2
SO	3
LOB	12



Sun Aug 11 1968, 6:38 AM EDT
Att: 13,982 - Unknown

Batter	1	2	3	4	5	6	7	8	9
Bobby Bonds, R OBP: 0.339, SLG: 0.405 (1, 9) X	0-0 F9	4-0 BB	0-0 FC7-5		0-3 K			0-0 6-3	
Ron Hunt, R OBP: 0.368, SLG: 0.278 (1, 4) H	1-0 1B 2B HBP	0-0 F9		0-0 F7		0-0 5-3			
Bob Schroder, L OBP: 0.310, SLG: 0.333 (8, 4)									
Willie Mays, R OBP: 0.351, SLG: 0.446 (1, 8) X	0-0 2B 1-2 1B		0-0 HR 1B	0-3 K		0-0 5-3			
Willie McCovey, L OBP: 0.387, SLG: 0.600 (1, 3) X	0-0 F9		0-0 HR 1B	0-0 1B		0-0 4-3			
Dick Dietz, R OBP: 0.382, SLG: 0.461 (1, 2) X	0-0 1-3 2-H 2B		0-0 4-3 2B	0-0 F9		0-0 6-3			
Jesus Alou, R OBP: 0.272, SLG: 0.321 (1, 7) X	4-0 IBB		0-0 4-3		0-0 F7		0-0 3-1		
Frank Johnson, R OBP: 0.243, SLG: 0.213 (1, 5) X	0-0 4-3		4-0 FC7-5 BB BB		0-0 G3		0-3 K		
Hal Lanier, R OBP: 0.206, SLG: 0.218 (1, 6) X		0-0 F7	4-0 1-2 BB		4-0 HR BB		0-0 5-3		
Mike McCormick, L OBP: 0.179, SLG: 0.204 (1, 1) X		0-3 K	0-3 K		0-0 HR		0-0 F9		

Inning Stats	R: 1	H: 2	E: 0	K: 0	S: 5	LOB: 3	BB: 1	P: 10	R: 0	H: 0	E: 0	K: 1	S: 5	LOB: 1	BB: 1	P: 9	R: 2	H: 3	E: 0	K: 1	S: 8	LOB: 3	BB: 2	P: 16	R: 0	H: 1	E: 0	K: 1	S: 6	LOB: 1	BB: 0	P: 6	R: 2	H: 1	E: 0	K: 1	S: 6	LOB: 0	BB: 1	P: 10	R: 0	H: 0	E: 0	K: 0	S: 3	LOB: 0	BB: 0	P: 3	R: 0	H: 0	E: 0	K: 1	S: 5	LOB: 0	BB: 0	P: 5	R: 0	H: 0	E: 0	K: 0	S: 3	LOB: 0	BB: 0	P: 3
--------------	------	------	------	------	------	--------	-------	-------	------	------	------	------	------	--------	-------	------	------	------	------	------	------	--------	-------	-------	------	------	------	------	------	--------	-------	------	------	------	------	------	------	--------	-------	-------	------	------	------	------	------	--------	-------	------	------	------	------	------	------	--------	-------	------	------	------	------	------	------	--------	-------	------

AB	R	H	RBI	BB	SO	LOB
4	0	0	0	1	1	3
3	1	0	0	0	0	1
0	0	0	0	0	0	0
4	1	2	0	0	1	0
4	1	2	2	0	0	2
4	0	2	1	0	0	1
3	0	0	0	1	0	1
3	0	0	0	1	1	3
2	1	0	0	2	0	0
4	1	1	2	0	2	3

WP	HR	S	P	ERA	WHIP
0	0	0	0	0.00	0.600
0	0	0	0	6.00	0.667
0	0	3	3	0.00	0.000

BOTTOM

New York Mets @ San Francisco Giants
Candlestick Park, San Francisco, CA

Sun Aug 11 1968, 6:38 AM EDT
Att. 13,982 - Unknown

livebaseballscorecards.com

AB	31
R	5
H	7
RBI	5
BB	5
SO	5
LOB	14



PITCHER	IP	WLS	BF	H	R	ER	SO	BB	IBB	HBP	BLK	WP	HR	S	P	ERA	WHIP
Al Jackson, L ERA: 3.32 (1, 1)	2.1	L	15	5	3	3	1	1	1	1	0	0	1	14	23	11.57	2.571
Bill Connors, R ERA: 5.4 (3, 1)	0.0		2	0	0	0	0	2	0	0	0	0	0	0	8	∞	∞
Bill Short, L ERA: 5.64 (3, 1)	1.2		6	1	0	0	2	0	0	0	0	0	0	10	10	0.00	0.600
Cal Koonce, R ERA: 1.54 (5, 1)	3.0		11	1	2	2	2	1	0	0	0	0	1	14	18	6.00	0.667
Ron Taylor, R ERA: 3.02 (8, 1)	1.0		3	0	0	0	0	0	0	0	0	0	0	3	3	0.00	0.000

Batter	1	2	3	4	5	6	7	8	9	AB R H RBI BB SO LOB	TOP									
Bobby Bonds, R (1, 9) OBP: 0.344, SLG: 0.412	0-0 K 2B		4-0 S BB			0-0 F9		0-3 K		3 0 1 0 1 1 1										
Ron Hunt, R (1, 4) OBP: 0.369, SLG: 0.277	0-3 K 2-3		4-0 BB			0-0 6-3		1-0 HR HBP		2 1 0 0 1 1 1										
Willie Mays, R (1, 8) OBP: 0.352, SLG: 0.455	0-0 1-3		0-0 6-3			0-0 1B		0-0 HR		4 1 2 3 0 0 2										
Willie McCovey, L (1, 3) OBP: 0.383, SLG: 0.593		0-0 6-3		0-0 4-3		0-0 F8		0-0 4-3		4 0 0 0 0 0 1										
Jim Ray Hart, R (1, 5) OBP: 0.339, SLG: 0.479		0-0 4-3		0-0 6-3			0-0 6-3		0-3 K	4 0 0 0 0 1 0										
Jim Davenport, R (9, 5) OBP: 0.274, SLG: 0.237										0 0 0 0 0 0 0										
Dick Dietz, R (1, 2) OBP: 0.379, SLG: 0.456		0-0 1B		0-3 K			0-0 F9		0-0 F5	4 0 1 0 0 1 0										
Jesus Alou, R (1, 7) OBP: 0.272, SLG: 0.320		0-0 G3			0-0 6-3		0-0 6-3		0-0 FC6-4 1B	4 0 1 0 0 0 1										
Hal Lanier, R (1, 6) OBP: 0.207, SLG: 0.216			0-0 4-1		0-3 K			4-0 SH3 HR BB	0-0 FC6-4	3 1 0 0 1 1 1										
Juan Marichal, R (1, 1) OBP: 0.192, SLG: 0.189			0-0 1-3		0-0 F9			0-0 SH3		2 0 0 0 0 0 0										
Inning Stats	R: 0 E: 0 K: 1 S: 5	H: 1 LOB: 0 BB: 0 P: 5	R: 0 E: 0 K: 0 S: 4	H: 1 LOB: 1 BB: 0 P: 4	R: 0 E: 0 K: 0 S: 3	H: 0 LOB: 2 BB: 2 P: 11	R: 0 E: 0 K: 1 S: 5	H: 0 LOB: 0 BB: 0 P: 5	R: 0 E: 0 K: 0 S: 4	H: 1 LOB: 1 BB: 0 P: 4	R: 0 E: 0 K: 0 S: 3	H: 0 LOB: 0 BB: 0 P: 3	R: 3 E: 0 K: 1 S: 6	H: 1 LOB: 0 BB: 1 P: 11	R: 0 E: 0 K: 1 S: 6	H: 1 LOB: 1 BB: 0 P: 6	1B: 3 2B: 1 3B: 0 HR: 1	SF: 0 SAC: 1 DP: 0 HBP: 1	WP: 0 PB: 0 SB: 1 CS: 0	PA: 35
PITCHER	IP WLS BF H R ER SO BB IBB HBP BLK WP HR S P ERA WHIP																			
Bob Veale, L (1, 1) ERA: 2.09	8.0 L 31 4 3 3 4 3 0 1 0 0 0 1 35 48 3.38 0.875																			
Roy Face, R (9, 1) ERA: 3.15	1.0 4 1 0 0 1 0 0 0 0 0 0 0 6 6 0.00 1.000																			

San Francisco Giants @ Pittsburgh Pirates
Forbes Field, Pittsburgh, PA
 Tue Aug 13 1968, 7:05 PM EDT
 Att. 9,135 - Unknown

AB	30
R	3
H	5
RBI	3
BB	3
SO	5
LOB	7



Batter	1	2	3	4	5	6	7	8	9	10	AB R H RBI BB SO LOB	TOP														
Bobby Bonds, R (1, 9) OBP: 0.338, SLG: 0.403	0-0 4-3			0-0 5-3		0-0 6-3		0-0 F8		0-0 G3 1B	5 1 1 0 0 0 0	San Francisco Giants @ Pittsburgh Pirates Forbes Field, Pittsburgh, PA Wed Aug 14 1968, 7:05 PM EDT Att: 6,926 - Unknown														
Ron Hunt, R (1, 4) OBP: 0.367, SLG: 0.276	0-0 F3			0-0 F9		0-0 6-3		0-0 1B 1B		0-0 G3 1-2	5 0 1 0 0 0 1															
Willie Mays, R (1, 8) OBP: 0.355, SLG: 0.455	0-3 K			0-0 1B		0-3 K		0-0 1-3 G3 1B		4-0 1B BB	4 0 2 0 1 2 0															
Willie McCovey, L (1, 3) OBP: 0.384, SLG: 0.591		0-3 K		0-0 F7		0-0 1B 1B		0-0 1-2 G3		0-0 1-3 2-H 1B	5 1 2 1 0 1 3															
Dick Dietz, R (1, 2) OBP: 0.379, SLG: 0.454		0-3 K		0-3 K		0-0 G3 1B 1B		0-0 4-3		0-0 F9	3 0 1 0 0 2 0															
Ty Cline, L (7, PR) OBP: 0.245, SLG: 0.241											0 0 0 0 0 0 0															
Bob Barton, R (7, 2) OBP: 0.316, SLG: 0.289											2 0 0 0 0 0 4															
Jesus Alou, R (1, 7) OBP: 0.271, SLG: 0.319		0-0 F3		0-0 F9		0-0 FC6-2 G3 1-2 3-H 1B		0-0 4-3			4 0 1 1 0 0 0															
Jim Davenport, R (1, 5) OBP: 0.274, SLG: 0.237			0-0 F9		0-0 1B 1B		0-0 G3		0-0 F9		4 0 1 0 0 0 2															
Hal Lanier, R (1, 6) OBP: 0.210, SLG: 0.219			0-0 1B		0-0 1-2 1B		0-0 FC6-2		0-0 4-3		4 0 2 0 0 0 3															
Gaylord Perry, R (1, 1) OBP: 0.141, SLG: 0.116			0-0 4-3		0-0 6-3		0-0 F9			0-3 K	4 0 0 0 0 1 4															
Inning Stats	R: 0 E: 0 K: 1 S: 5	H: 0 LOB: 0 BB: 0 P: 5	R: 0 E: 0 K: 2 S: 7	H: 0 LOB: 0 BB: 0 P: 7	R: 0 E: 0 K: 0 S: 3	H: 1 LOB: 0 BB: 0 P: 3	R: 0 E: 0 K: 0 S: 4	H: 1 LOB: 1 BB: 0 P: 4	R: 0 E: 0 K: 1 S: 5	H: 0 LOB: 0 BB: 0 P: 5	R: 1 E: 0 K: 0 S: 6	H: 3 LOB: 2 BB: 0 P: 6	R: 0 E: 0 K: 0 S: 5	H: 2 LOB: 2 BB: 0 P: 5	R: 0 E: 0 K: 0 S: 3	H: 0 LOB: 0 BB: 0 P: 3	R: 1 E: 0 K: 1 S: 7	H: 2 LOB: 2 BB: 1 P: 11	1B: 11 2B: 0 3B: 0 HR: 0	SF: 0 SAC: 0 DP: 0 HBP: 0	WP: 0 PB: 0 SB: 0 CS: 0	PA: 41				
PITCHER	IP WLS BF H R ER SO BB IBB HBP BLK WP HR S P ERA WHIP																									
Dock Ellis, R (1, 1) ERA: 2.49	7.1		30	9	1	1	5	0	0	0	0	0	0	0	1.23	1.227										
Luke Walker, L ERA: 1.87	0.2		2	0	0	0	0	0	0	0	0	0	0	0	0.00	0.000										
Ron Kline, R ERA: 1.56	2.0	L	9	2	1	1	1	1	0	0	0	0	0	10	4.50	1.500										

livebaseballscorecards.com

AB	40
R	2
H	11
RBI	2
BB	1
SO	6
LOB	17



Batter	1	2	3	4	5	6	7	8	9	10	AB	R	H	RBI	BB	SO	LOB
Maury Wills, S OBP: 0.332, SLG: 0.323 (1, 5)	0-0 5-3			0-0 6-3		0-0 6-3			0-0 FC1-6 1B		4	0	1	0	0	0	0
Gene Alley, R OBP: 0.280, SLG: 0.288 (1, 6)	0-3 K			0-0 4-3		0-0 1-3			0-0 FC1-6 1-2f		4	0	0	0	0	1	1
Willie Stargell, L OBP: 0.323, SLG: 0.473 (1, 7)	0-3 K			0-0 E 2B 1B		0-0 4-3			0-0 F8		4	1	1	0	0	1	1
Roberto Clemente, R OBP: 0.333, SLG: 0.451 (1, 9)		0-3 K		0-0 E1 2B 1-2		0-0 4-3			0-3 K		4	0	0	0	0	2	2
Donn Clendenon, R OBP: 0.328, SLG: 0.400 (1, 3)		0-0 F8		0-0 1-3 2-H 2B		0-0 F8			0-0 6-3		4	0	1	1	0	0	0
Manny Mota, R OBP: 0.322, SLG: 0.327 (1, 8)		0-3 K		0-0 1-3		0-0 6-3			0-0 G3		4	0	0	0	0	1	2
Bill Mazerowski, R OBP: 0.287, SLG: 0.284 (1, 4)			0-0 4-3		0-0 F9			0-0 6-3		0-0 5-3		4	0	0	0	0	0
Chris Cannizzaro, R (1, 2)			0-0 6-3		0-0 6-3			0-0 F1			3	0	0	0	0	0	0
Dock Ellis, S OBP: 0.083, SLG: 0.083 (1, 1)			0-0 F6		0-3 K			0-0 4-3			2	0	0	0	0	1	0
Luke Walker, L (8, 1)											0	0	0	0	0	0	0
Manny Jimenez, L (8, PH)											1	0	0	0	0	0	0
Ron Kline, R (9, 1)											0	0	0	0	0	0	0

Inning Stats	R: 0	H: 0	R: 0	H: 0	R: 0	H: 0	R: 1	H: 2	R: 0	H: 0	R: 0	H: 0	R: 0	H: 0	R: 0	H: 1	R: 0	H: 0	R: 0	H: 0	1B: 2	SF: 0	WP: 0	PA: 34
E: 0	LOB: 0	E: 0	LOB: 0	E: 0	LOB: 0	E: 1	LOB: 2	E: 0	LOB: 0	E: 0	LOB: 0	E: 0	LOB: 0	E: 0	LOB: 1	E: 0	LOB: 0	E: 0	LOB: 0	E: 0	LOB: 0	2B: 1	SAC: 0	PB: 0
K: 2	BB: 0	K: 2	BB: 0	K: 0	BB: 0	K: 0	BB: 0	K: 1	BB: 0	K: 0	BB: 0	K: 0	BB: 0	K: 1	BB: 0	K: 0	BB: 0	K: 0	BB: 0	K: 0	BB: 0	3B: 0	DP: 0	SB: 0
S: 7	P: 7	S: 7	P: 7	S: 3	P: 3	S: 6	P: 6	S: 5	P: 5	S: 3	P: 3	S: 3	P: 3	S: 3	P: 3	S: 6	P: 6	S: 3	P: 3	S: 3	P: 3	HR: 0	HBP: 0	CS: 0


PITCHER	IP	WLS	BF	H	R	ER	SO	BB	IBB	HBP	BLK	WP	HR	S	P	ERA	WHIP
Gaylord Perry, R ERA: 2.42 (1, 1)	10.0	W	34	3	1	0	6	0	0	0	0	0	0	46	46	0.00	0.300

PITCHER	IP	WLS	BF	H	R	ER	SO	BB	IBB	HBP	BLK	WP	HR	S	P	ERA	WHIP

BOTTOM

San Francisco Giants @ Pittsburgh Pirates
 Forbes Field, Pittsburgh, PA
 Wed Aug 14 1968, 7:05 PM EDT
 Att. 6,926 - Unknown

AB	34
R	1
H	3
RBI	1
BB	0
SO	6
LOB	6



Batter	1	2	3	4	5	6	7	8	9	AB R H RBI BB SO LOB	TOP									
Bobby Bonds, R (1, 9) OBP: 0.329, SLG: 0.390	0-3 K		0-3 K			0-0 4-3			0-0 F8	4 0 0 0 0 2 2	San Francisco Giants @ Pittsburgh Pirates Forbes Field, Pittsburgh, PA Thu Aug 15 1968, 7:05 PM EDT Att. 6,859 - Unknown livebaseballscorecards.com									
Ron Hunt, R (1, 4) OBP: 0.365, SLG: 0.273 Dave Marshall, L (9, PH) OBP: 0.346, SLG: 0.346	0-3 K		0-3 K			0-0 F3			0-0 1B	3 0 0 0 0 2 2 1 0 1 0 0 0 0										
Willie Mays, R (1, 8) OBP: 0.352, SLG: 0.450	0-0 6-3				0-0 5-3			0-0 F3	0-0 4-3	4 0 0 0 0 0 1										
Willie McCovey, L (1, 3) OBP: 0.381, SLG: 0.586		0-0 4-3			0-0 F4			0-0 4-3		3 0 0 0 0 0 0										
Jim Ray Hart, R (1, 5) OBP: 0.336, SLG: 0.475		0-0 G3			0-3 K			0-0 6-3		3 0 0 0 0 1 0										
Dick Dietz, R (1, 2) OBP: 0.378, SLG: 0.452		0-3 K						0-0 F9		3 0 1 0 0 1 0										
Jesus Alou, R (1, 7) OBP: 0.272, SLG: 0.319						0-0 G4-6-3 1B		0-0 5-3		3 0 1 0 0 0 1										
Hal Lanier, R (1, 6) OBP: 0.211, SLG: 0.220						0-0 6-3		0-0 1-3		3 0 1 0 0 0 0										
Bobby Bolin, R (1, 1) OBP: 0.156, SLG: 0.069 Mike McCormick, L (5, 1) OBP: 0.179, SLG: 0.204 Bob Schroder, L (6, PH) OBP: 0.300, SLG: 0.320 Frank Linzy, R (6, 1) Ty Cline, L (9, PH) OBP: 0.244, SLG: 0.240								0-0 F7	0-0 L6-3	1 0 0 0 0 0 2 0 0 0 0 0 0 0 1 0 0 0 0 0 0 0 0 0 0 0 0 0 1 0 0 0 0 0 0										
Inning Stats	R: 0 E: 0 K: 2 S: 7	H: 0 LOB: 0 BB: 0 P: 7	R: 0 E: 0 K: 1 S: 5	H: 0 LOB: 0 BB: 0 P: 5	R: 0 E: 0 K: 2 S: 9	H: 2 LOB: 2 BB: 0 P: 9	R: 0 E: 0 K: 1 S: 5	H: 0 LOB: 0 BB: 0 P: 5	R: 0 E: 0 K: 0 S: 3	H: 1 LOB: 0 BB: 0 P: 3	R: 0 E: 0 K: 0 S: 3	H: 0 LOB: 0 BB: 0 P: 3	R: 0 E: 0 K: 0 S: 3	H: 0 LOB: 0 BB: 0 P: 3	R: 0 E: 0 K: 0 S: 4	H: 1 LOB: 1 BB: 0 P: 4	1B: 4 2B: 0 3B: 0 HR: 0	SF: 0 SAC: 0 DP: 1 HBP: 0	WP: 0 PB: 0 SB: 0 CS: 0	PA: 30
PITCHER Steve Blass, R (1, 1) ERA: 2.59	IP: 9.0 WLS: W BF: 30 H: 4 R: 0 ER: 0 SO: 6 BB: 0 IBB: 0 HBP: 0 BLK: 0 WP: 0 HR: 0 S: 42 P: 42 ERA: 0.00 WHIP: 0.444																			PITCHER IP: WLS: BF: H: R: ER: SO: BB: IBB: HBP: BLK: WP: HR: S: P: ERA: WHIP



Batter	1	2	3	4	5	6	7	8	9	AB	R	H	RBI	BB	SO	LOB
Maury Wills, S OBP: 0.331, SLG: 0.322 (1, 5)	0-3 K	0-3 K			0-0 6-3 WP 1B		0-0 3-1			4	0	1	0	0	2	0
Gene Alley, R OBP: 0.280, SLG: 0.285 (1, 6)	4-0 S 1B BB	0-0 F8			0-0 6-3 1-3			0-0 E3 G4-6-3 E		3	0	0	0	1	0	1
Matty Alou, L OBP: 0.367, SLG: 0.389 (1, 8)	0-0 1B 1B		0-0 S 1B		0-0 F3			0-0 E6 G4-6-3 1-2		4	1	2	0	0	0	2
Willie Stargell, L OBP: 0.322, SLG: 0.468 (1, 7)	4-0 1B E IBB		0-0 F5		0-0 G3			0-0 G4-6-3 1-2 2-3		3	1	0	0	1	0	4
Donn Clendenon, R OBP: 0.327, SLG: 0.399 (1, 3)	0-0 HBP E 1B		0-0 F9		0-3 K			0-0 4-3		4	0	1	1	0	1	2
Manny Mota, R OBP: 0.319, SLG: 0.323 (1, 9)	0-0 E5 HBP		0-0 F4		0-0 3-1			0-0 3-1		3	0	0	0	0	0	2
Bill Mazaroski, R OBP: 0.287, SLG: 0.282 (1, 4)	1-0 1-2 2-3 HBP		0-0 F8		0-0 4-3			0-0 4-3		2	0	0	0	0	0	0
Chris Cannizzaro, R (1, 2)	0-0 F9		0-0 5-3				0-0 4-3			3	0	0	0	0	0	3
Steve Blass, R OBP: 0.111, SLG: 0.118 (1, 1)		0-0 F9		0-3 K			0-3 K			3	0	0	0	0	2	0


Inning Stats	R: 2	H: 2	E: 1	K: 1	S: 7	LOB: 3	BB: 2	P: 16	R: 0	H: 0	E: 0	K: 1	S: 5	LOB: 0	BB: 0	P: 5	R: 0	H: 1	E: 0	K: 0	S: 4	LOB: 1	BB: 0	P: 4	R: 0	H: 0	E: 0	K: 1	S: 5	LOB: 0	BB: 0	P: 5	R: 0	H: 1	E: 0	K: 0	S: 5	LOB: 1	BB: 0	P: 4	R: 0	H: 0	E: 0	K: 1	S: 5	LOB: 0	BB: 0	P: 5	R: 0	H: 0	E: 2	K: 0	S: 4	LOB: 1	BB: 0	P: 4
--------------	------	------	------	------	------	--------	-------	-------	------	------	------	------	------	--------	-------	------	------	------	------	------	------	--------	-------	------	------	------	------	------	------	--------	-------	------	------	------	------	------	------	--------	-------	------	------	------	------	------	------	--------	-------	------	------	------	------	------	------	--------	-------	------

PITCHER	IP	WLS	BF	H	R	ER	SO	BB	IBB	HBP	BLK	WP	HR	S	P	ERA	WHIP
Bobby Bolin, R ERA: 1.69 (1, 1)	4.1	L	20	4	2	1	3	1	1	1	0	1	0	23	32	2.08	1.154
Mike McCormick, L ERA: 3.73 (5, 1)	0.2		2	0	0	0	0	0	0	0	0	0	0	2	2	0.00	0.000
Frank Linzy, R ERA: 2.91 (6, 1)	3.0		10	0	0	0	2	0	0	0	0	0	0	14	14	0.00	0.000

BOTTOM

San Francisco Giants @ Pittsburgh Pirates
 Forbes Field, Pittsburgh, PA
 Thu Aug 15 1968, 7:05 PM EDT
 Att. 6,859 - Unknown

AB	29
R	2
H	4
RBI	1
BB	2
SO	5
LOB	14



1B:	4	SF:	0	WP:	1	PA:	32
2B:	0	SAC:	0	PB:	0	SB:	2
3B:	0	DP:	1	CS:	0		
HR:	0	HBP:	1				

PITCHER	IP	WLS	BF	H	R	ER	SO	BB	IBB	HBP	BLK	WP	HR	S	P	ERA	WHIP
---------	----	-----	----	---	---	----	----	----	-----	-----	-----	----	----	---	---	-----	------

Batter	1	2	3	4	5	6	7	8	9	AB R H RBI BB SO LOB	TOP
--------	---	---	---	---	---	---	---	---	---	----------------------	-----

Bobby Bonds, R OBP: 0.338, SLG: 0.389 (1, 9)	4-0 BB 1B		0-3 K			4-0 L1-3 1B BB	0-0 6-3		0-0 2B 1B	3 3 1 0 2 1 0	
Ron Hunt, R OBP: 0.365, SLG: 0.278 (1, 4)	0-0 1B		0-0 4-3			0-0 4-3 1-2		0-0 6-3	0-0 2B	5 0 2 3 0 0 1	
Willie Mays, R OBP: 0.355, SLG: 0.449 (1, 8)	0-0 G5-4-3 1-2f			0-3 K		4-0 L1-3 1B BB		0-0 FC3-6 E 1B	4-0 FC6-4 IBB	3 1 1 0 2 1 1	
Willie McCovey, L Ty Cline, L OBP: 0.379, SLG: 0.583 OBP: 0.241, SLG: 0.237 (1, 3) (4, 3)	0-0 4-3		0-0 4-3		0-0 4-3 1-2 2-3	0-0 L1-3		0-0 L4 FC3-6	0-0 L7	2 0 0 0 0 0 0 3 0 0 0 0 0 5	
Jim Ray Hart, R Frank Johnson, R OBP: 0.335, SLG: 0.474 OBP: 0.243, SLG: 0.213 (1, 5) (3, 5)		0-0 F3		0-3 K		0-0 BB 1B 2-H 3-H		0-0 FC3-6 1-2f 2-3	0-0 FC6-4 1-2f	1 0 0 0 0 0 0 4 0 1 2 0 1 4	
Dick Dietz, R Bob Barton, R OBP: 0.385, SLG: 0.471 OBP: 0.316, SLG: 0.289 (1, 2) (9, 2)		0-0 1B			0-0 HR	4-0 1-2 BB		0-0 5-3		3 1 2 1 1 0 2 0 0 0 0 0 0 0	
Dave Marshall, L OBP: 0.344, SLG: 0.343 (1, 7)		0-3 K		0-0 F8		0-3 K			0-0 FC6-4 1B	4 1 1 0 0 2 3	
Hal Lanier, R Jim Davenport, R OBP: 0.209, SLG: 0.218 OBP: 0.273, SLG: 0.236 (1, 6) (9, PH) (9, 6)		0-3 K		0-0 F6			0-0 L1-4		0-0 E6 FC6-4	3 0 0 0 0 1 1 1 0 0 0 0 0 1	
Ray Sadecki, L Ron Herbel, R Mike McCormick, L Frank Linzy, R Bob Schroder, L Joe Gibson, R Jesus Alou, R Bill Monbouquette, R OBP: 0.129, SLG: 0.119 OBP: 0.179, SLG: 0.204 OBP: 0.290, SLG: 0.308 OBP: 0.271, SLG: 0.318 OBP: 0.179, SLG: 0.154 (1, 1) (2, 1) (5, 1) (6, 1) (7, PH) (7, 1) (9, PH) (9, 1)			0-3 K		0-3 K		0-0 6-3		0-0 FC6-4 1B 2B 1-2f 3-H	0 0 0 0 0 0 0 2 0 0 0 0 0 2 0 0 0 0 0 0 0 0 0 0 0 0 0 0 1 0 0 0 0 0 0 0 0 0 0 0 0 0 1 1 0 1 0 0 1 0 0 0 0 0 0 0	

San Francisco Giants @ Philadelphia Phillies
 Connie Mack Stadium, Philadelphia, PA
 Fri Aug 16 1968, 7:05 PM EDT
 Att: 18,586 - Unknown

AB	36
R	7
H	8
RBI	7
BB	5
SO	8
LOB	19



Inning Stats	R: 1	H: 1	R: 0	H: 1	R: 0	H: 0	R: 1	H: 1	R: 2	H: 1	R: 0	H: 0	R: 0	H: 1	R: 3	H: 3	1B: 6	SF: 0	WP: 0	PA: 41
	E: 0	LOB: 0	E: 0	LOB: 1	E: 0	LOB: 0	E: 0	LOB: 0	E: 0	LOB: 2	E: 1	LOB: 2	E: 1	LOB: 2	E: 1	LOB: 2	2B: 1	SAC: 0	PB: 0	
	K: 0	BB: 1	K: 2	BB: 0	K: 2	BB: 0	K: 1	BB: 0	K: 1	BB: 3	K: 0	BB: 0	K: 0	BB: 0	K: 0	BB: 1	3B: 0	DP: 1	SB: 1	
	S: 3	P: 7	S: 8	P: 8	S: 7	P: 7	S: 6	P: 6	S: 6	P: 18	S: 3	P: 3	S: 5	P: 5	S: 7	P: 11	HR: 1	HBP: 0	CS: 0	

PITCHER	IP	WLS	BF	H	R	ER	SO	BB	IBB	HBP	BLK	WP	HR	S	P	ERA	WHIP
Jerry Johnson, R ERA: 3.79 (1, 1)	7.1		31	5	4	4	8	4	0	0	0	0	1	43	59	4.91	1.227
Gary Wagner, R ERA: 2.55 (8, 1)	1.2	L	10	3	3	2	0	0	1	0	0	0	0	9	13	10.80	1.800

Batter	1	2	3	4	5	6	7	8	9	AB R H RBI BB SO LOB
Tony Taylor, R OBP: 0.318, SLG: 0.318 (1, 5)	0-0 L6-3 1B	0-3 K		0-0 FC1-6 E S 1B		0-0 L6-3	0-0 L5-3			5 1 1 0 0 1 4
Roberto Pena, R OBP: 0.321, SLG: 0.319 (1, 6)	0-0 L6-3 1-2		4-0 WP 1B BB	0-0 CS 1B		0-0 BB WP 1B		0-0 L1-3		4 2 2 1 1 0 1
Johnny Callison, L OBP: 0.305, SLG: 0.404 (1, 9)	0-0 4-3		0-3 K	4-0 S BB		0-0 F7 1-2		0-0 F7		4 0 0 0 1 1 2
Dick Allen, R OBP: 0.362, SLG: 0.527 (1, 7)		4-0 1B BB	4-0 BB 1B IBB	4-0 FC6-4 IBB		4-0 BB 1B IBB		4-0 CS BB		0 2 0 0 5 0 0
Don Lock, R OBP: 0.286, SLG: 0.356 (1, 8)		0-3 K	0-3 K	0-0 FC6-4 1-2f		4-0 1B BB		0-0 CS 1-2	0-3 K	4 0 0 0 1 3 5
Cookie Rojas, R OBP: 0.262, SLG: 0.324 (1, 4)		0-0 FC1-4 1B 1-2	0-0 BB 1B 1-2 2-H		0-0 2B	0-0 1B 1-2 2-H 3-H		0-0 L6-3		5 0 4 3 0 0 0
John Briggs, L OBP: 0.358, SLG: 0.358 (1, 3)		0-0 FC1-4 1B 1-2 2-H	4-0 BB 1B 1-2 2-3		0-3 K	0-0 F7		0-0 L3-1		4 0 1 1 1 1 3
Mike Ryan, R OBP: 0.184, SLG: 0.185 (1, 2)		0-0 FC1-4 BB 1-2f 2-3	0-0 F9		0-3 K		0-0 L6-3			4 0 0 0 0 1 6
Jerry Johnson, R OBP: 0.429, SLG: 0.200 (1, 1)		4-0 BB		0-0 FC1-6 1B		0-0 F5		0-0 L1-3		3 0 1 0 1 0 1
Gary Wagner, R (8, 1)										0 0 0 0 0 0 0

BOTTOM	
San Francisco Giants @ Philadelphia Phillies Connie Mack Stadium, Philadelphia, PA	
Fri Aug 16 1968, 7:05 PM EDT Att. 18,586 - Unknown	
AB	33
R	5
H	9
RBI	5
BB	10
SO	7
LOB	22
WP: 2 PB: 0 SB: 2 CS: 2	PA: 44

PITCHER		PITCHER	
Ray Sadecki, L ERA: 2.77 (1, 1)	IP 1.2 WLS 9 BF 3 H 3 R 1 ER 1 SO 1 BB 2 IBB 0 HBP 0 BLK 0 WP 0 HR 0 S 9 P 17 ERA 5.40 WHIP 3.000	Bill Monbouquette, R ERA: 4.31 (9, 1)	IP 1.0 WLS 3 BF 0 H 0 R 0 ER 0 SO 1 BB 0 IBB 0 HBP 0 BLK 0 WP 0 HR 0 S 5 P 5 ERA 0.00 WHIP 0.000
Ron Herbel, R ERA: 3.24 (2, 1)	2.1 15 4 2 2 3 3 2 0 0 1 0 16 36 7.71 3.000		
Mike McCormick, L ERA: 3.8 (5, 1)	1.2 8 1 2 2 2 1 1 0 0 1 0 10 18 10.80 1.200		
Frank Linzy, R ERA: 2.9 (6, 1)	0.1 2 1 0 0 0 0 0 0 0 0 0 2 2 0.00 3.000		
Joe Gibbon, L ERA: 1.55 (7, 1)	2.0 W 6 0 0 0 0 1 0 0 0 0 0 0 5 9 0.00 0.500		



Batter	1	2	3	4	5	6	7	8	9	AB R H RBI BB SO LOB	TOP		
Bobby Bonds, R (1, 9) OBP: 0.347, SLG: 0.392	0-0 G4-6-3 1B		4-0 2B BB		0-0 FC5-2 L3-1 1B	0-0 F9			0-3 K	4 2 2 0 1 1 1			
Ron Hunt, R (1, 4) OBP: 0.368, SLG: 0.282	0-0 G4-6-3 1-2f		0-0 1B 2B		1-0 L3-1 FC5-2 1B HBP			0-0 CS 1B	0-3 K	4 2 2 1 0 1 1			
Willie Mays, R (1, 8) OBP: 0.355, SLG: 0.451	0-0 1B		0-0 F4		0-0 FC5-2 L3-1			0-0 1-2 3B 2B	0-3 K	5 1 2 0 0 1 4			
Willie McCovey, L (1, 3) Ty Cline, L (2, 3) OBP: 0.378, SLG: 0.581 OBP: 0.247, SLG: 0.252	0-0 G3		0-0 1B		0-0 L3-1			0-0 2-H SF7 3B		1 0 0 0 0 0 1 3 1 2 3 0 0 2			
Dick Dietz, R (1, 2) OBP: 0.382, SLG: 0.469		0-3 K	0-0 F8		0-0 1B			0-0 3-H SF7		3 0 1 2 0 1 1			
Dave Marshall, L (1, 7) Jesus Alou, R (8, 7) OBP: 0.342, SLG: 0.340 OBP: 0.271, SLG: 0.318		0-0 6-3		0-0 FC1-6 1B	0-0 4-3			0-3 K		4 0 1 0 0 1 2 0 0 0 0 0 0 0			
Frank Johnson, R (1, 5) OBP: 0.249, SLG: 0.220		0-0 1B		0-0 FC1-6 G4-6-3 1-2f		0-0 SH3-4 1B		0-0 F9		4 0 2 0 0 0 1			
Hal Lanier, R (1, 6) OBP: 0.207, SLG: 0.216		0-3 K		0-0 G4-6-3 1-2f		0-0 B3		0-3 K		4 0 0 0 0 2 3			
Juan Marichal, R (1, 1) Joe Gibbon, R (6, 1) Frank Linzy, R (6, 1)			0-0 4-3		0-0 1B FC5-2 2B	0-0 SH3-4		0-3 K		2 0 1 0 0 0 0 0 0 0 0 0 0 0 1 0 0 0 0 1 0			
Inning Stats	R: 0 E: 0 K: 0 S: 4 H: 2 LOB: 1 BB: 0 P: 4	R: 0 E: 0 K: 2 S: 8 H: 1 LOB: 1 BB: 0 P: 8	R: 2 E: 0 K: 0 S: 5 H: 2 LOB: 1 BB: 1 P: 9	R: 0 E: 0 K: 0 S: 3 H: 1 LOB: 0 BB: 0 P: 3	R: 2 E: 0 K: 0 S: 6 H: 3 LOB: 2 BB: 0 P: 7	R: 0 E: 0 K: 0 S: 4 H: 1 LOB: 1 BB: 0 P: 4	R: 2 E: 0 K: 1 S: 7 H: 3 LOB: 0 BB: 0 P: 7	R: 0 E: 0 K: 2 S: 7 H: 0 LOB: 0 BB: 0 P: 7	R: 0 E: 0 K: 3 S: 9 H: 0 LOB: 0 BB: 0 P: 9	1B: 9 2B: 3 3B: 1 HR: 0 SF: 1 SAC: 1 DP: 2 HBP: 1	WP: 0 PB: 0 SB: 0 CS: 1 PA: 39		
PITCHER	IP WLS BF H R ER SO BB IBB HBP BLK WP HR S P ERA WHIP											PITCHER	IP WLS BF H R ER SO BB IBB HBP BLK WP HR S P ERA WHIP
Rick Wise, R (1, 1) ERA: 4.14	5.0 L 24 9 4 4 2 1 0 0 0 0 0 0 26 31 7.20 2.000												
Dick Hall, R (6, 1) ERA: 4.42	2.0 9 4 2 2 1 0 0 0 0 0 0 0 11 11 9.00 2.000												
John Boozer, R (8, 1) ERA: 3.86	2.0 6 0 0 0 0 5 0 0 0 0 0 0 0 16 16 0.00 0.000												

San Francisco Giants @ Philadelphia Phillies
 Connie Mack Stadium, Philadelphia, PA
 Sat Aug 17 1968, 3:33 AM EDT
 Att. 9,526 - Unknown

livebaseballscorecards.com

AB	35
R	6
H	13
RBI	6
BB	1
SO	8
LOB	16



BOTTOM

San Francisco Giants @ Philadelphia Phillies
Connie Mack Stadium, Philadelphia, PA

Sat Aug 17 1968, 3:33 AM EDT
Att. 9,526 - Unknown

livebaseballscorecards.com

AB 35
R 4
H 11
RBI 4
BB 2
SO 5
LOB 15



WP: 1 PA: 38
PB: 0
SB: 0
CS: 1

AB R H RBI BB SO LOB

5 0 1 0 0 0 1

5 0 1 0 0 1 2

3 0 1 0 0 1 1

1 0 0 0 0 0 1

0 0 0 0 0 0 0

3 1 2 0 1 0 0

3 2 3 1 0 0 0

4 0 0 1 0 0 6

3 0 1 1 1 0 0

2 0 0 0 0 2 1

1 0 0 0 0 0 3

1 0 0 0 0 0 0

1 0 0 0 0 1 0

1 1 1 1 0 0 0

0 0 0 0 0 0 0

2 0 1 0 0 0 0

1B: 9 SF: 0

2B: 0 SAC: 1

3B: 1 DP: 1

HR: 1 HBP: 0

Main table containing batter names, statistics, and play diagrams for each of the 9 innings.

Inning Stats and Pitcher performance summary table at the bottom of the page.

Batter	1	2	3	4	5	6	7	8	9	AB R H RBI BB SO LOB	TOP												
Bobby Bonds, R (1, 9) OBP: 0.355, SLG: 0.400	0-0 1B S 1B		0-3 K			0-0 HBP 1B	0-0 S 1B		0-0 1-3	5 1 3 1 0 1 1													
Ron Hunt, R (1, 4) OBP: 0.367, SLG: 0.280	0-3 K 1-2		0-0 F8			1-0 1B 1-2 2-3 HBP	0-0 F9			3 0 0 0 0 1 2													
Willie Mays, R (1, 8) OBP: 0.354, SLG: 0.449	0-3 K			0-3 K		0-3 K		0-0 SH3-4 1B		4 0 1 0 0 3 4													
Jim Ray Hart, R (1, 7) OBP: 0.335, SLG: 0.471	4-0 1B BB			0-3 K		0-3 K		0-0 SH3-4 1-2		2 0 0 0 1 2 3													
Ty Cline, L (8, PH) OBP: 0.247, SLG: 0.252										0 0 0 0 0 0 0													
Dick Dietz, R (1, 2) OBP: 0.385, SLG: 0.470	0-0 1-2 2-3 1B			0-3 K		0-0 1-3 2-H 3-H 1B		0-0 F5		4 0 2 2 0 1 1													
Jack Hiatt, R (1, 3) OBP: 0.327, SLG: 0.312		0-0 F5			0-3 K	0-3 K		0-0 6-3		4 0 0 0 0 2 3													
Frank Johnson, R (1, 5) OBP: 0.249, SLG: 0.221					0-3 K		0-0 SH3-4 1B 1B		0-0 5-3	4 1 1 0 0 1 0													
Hal Lanier, R (1, 6) OBP: 0.206, SLG: 0.214					0-0 F9		0-0 SH3-4 1-2		0-0 4-3	2 0 0 0 0 0 0													
Jesus Alou, R (9, PH) OBP: 0.270, SLG: 0.317										1 0 0 0 0 0 0													
Gaylord Perry, R (1, 1) OBP: 0.151, SLG: 0.127					0-0 F3		0-0 HBP 1B 1B		0-0 F3 1B	2 1 1 0 0 0 0													
Mike McCormick, L (6, 1) OBP: 0.179, SLG: 0.204										0 0 0 0 0 0 0													
Jim Davenport, R (7, PH) OBP: 0.272, SLG: 0.235										1 0 0 0 0 0 1													
Bill Monbouquette, R (7, 1) OBP: 0.179, SLG: 0.154										0 0 0 0 0 0 0													
Joe Gibbon, R (8, 1) OBP: 0.179, SLG: 0.154										0 0 0 0 0 0 0													
Willie McCovey, L (9, PH) OBP: 0.380, SLG: 0.582										1 0 1 0 0 0 0													
Inning Stats	R: 0 E: 0 K: 2 S: 8	H: 2 LOB: 2 BB: 1 P: 12	R: 0 E: 0 K: 0 S: 3	H: 0 LOB: 0 BB: 0 P: 3	R: 0 E: 0 K: 1 S: 5	H: 0 LOB: 0 BB: 0 P: 5	R: 0 E: 0 K: 3 S: 9	H: 0 LOB: 0 BB: 0 P: 9	R: 0 E: 0 K: 2 S: 7	H: 0 LOB: 0 BB: 0 P: 7	R: 2 E: 0 K: 3 S: 12	H: 3 LOB: 2 BB: 0 P: 13	R: 1 E: 0 K: 0 S: 5	H: 2 LOB: 1 BB: 0 P: 5	R: 0 E: 0 K: 0 S: 4	H: 1 LOB: 1 BB: 0 P: 4	R: 0 E: 0 K: 0 S: 4	H: 1 LOB: 1 BB: 0 P: 4	1B: 9 2B: 0 3B: 0 HR: 0	SF: 0 SAC: 2 DP: 0 HBP: 1	WP: 0 PB: 0 SB: 2 CS: 0	PA: 37	
PITCHER	IP WLS BF H R ER SO BB IBB HBP BLK WP HR S P ERA WHIP																						
Chris Short, L (1, 1) ERA: 2.89	7.0	29	7	3	3	11	1	0	1	0	0	0	0	49	54	3.86	1.143						
Gary Wagner, R (8, 1) ERA: 2.45	2.0	W	8	2	0	0	0	0	0	0	0	0	0	8	8	0.00	1.000						

San Francisco Giants @ Philadelphia Phillies
 Connie Mack Stadium, Philadelphia, PA
 Sun Aug 18 1968, 3:33 AM EDT
 Att: 11,562 - Unknown

livebaseballscorecards.com

AB	33
R	3
H	9
RBI	3
BB	1
SO	11
LOB	15



Batter	1	2	3	4	5	6	7	8	9	AB	R	H	RBI	BB	SO	LOB
Tony Taylor, R OBP: 0.314, SLG: 0.313 (1, 5)	0-0 6-3	0-0 F3			0-0 5-3		0-0 3-1			4	0	0	0	0	0	3
Gary Sutherland, R OBP: 0.242, SLG: 0.237 (1, 6)	0-0 6-3		0-3 K		0-0 1-3		0-0 5-3			4	0	0	0	0	1	1
John Briggs, L OBP: 0.368, SLG: 0.379 (1, 9)	0-0 6-3		0-0 CS 1B			0-0 1B 1B		0-0 F8		4	1	2	0	0	0	0
Dick Allen, R OBP: 0.369, SLG: 0.541 (1, 7)		0-0 HR 2B	0-3 K			0-0 S 1B 1B		0-0 HR		4	2	3	1	0	1	1
Bill White, L OBP: 0.313, SLG: 0.374 (1, 3)		0-0 HR 2-H	0-0 CS	0-0 4-3		0-0 F5		0-0 HR		4	2	2	3	0	0	2
Cookie Rojas, R OBP: 0.264, SLG: 0.324 (1, 4)		0-0 F4		0-0 6-3		0-0 S 1B		0-0 F9		4	0	1	1	0	0	0
Tony Gonzalez, L OBP: 0.329, SLG: 0.332 (1, 8)		0-0 SH3-4 1B 1B		0-0 4-3		0-3 K 1-2 2-3		0-0 F9		4	0	1	0	0	1	2
Clay Dalrymple, L OBP: 0.257, SLG: 0.264 (1, 2)		0-0 SH3-4 1B			0-0 SH1-4 1B		0-0 F9			3	0	2	0	0	0	2
Chris Short, R OBP: 0.177, SLG: 0.153 (1, 1)		0-0 SH3-4			0-0 SH1-4		0-0 3-1			0	0	0	0	0	0	0
Johnny Callison, L OBP: 0.305, SLG: 0.403 (7, PH)										1	0	0	0	0	0	0
Gary Wagner, R (8, 1)										0	0	0	0	0	0	0

BOTTOM

San Francisco Giants @ Philadelphia Phillies
 Connie Mack Stadium, Philadelphia, PA

Sun Aug 18 1968, 3:33 AM EDT
 Att. 11,562 - Unknown

livebaseballscorecards.com

AB	32
R	5
H	11
RBI	5
BB	0
SO	3
LOB	11



Inning Stats	R: 0	H: 0	E: 0	K: 0	S: 3	H: 0	LOB: 0	BB: 0	P: 3	R: 2	H: 4	E: 0	K: 0	S: 7	R: 0	H: 1	E: 0	K: 2	S: 7	R: 0	H: 0	E: 0	K: 0	S: 3	R: 0	H: 1	E: 0	K: 0	S: 4	R: 1	H: 3	E: 0	K: 1	S: 8	R: 0	H: 0	E: 0	K: 0	S: 3	R: 2	H: 2	E: 0	K: 0	S: 5
--------------	------	------	------	------	------	------	--------	-------	------	------	------	------	------	------	------	------	------	------	------	------	------	------	------	------	------	------	------	------	------	------	------	------	------	------	------	------	------	------	------	------	------	------	------	------

PITCHER	IP	WLS	BF	H	R	ER	SO	BB	IBB	HBP	BLK	WP	HR	S	P	ERA	WHIP
Gaylord Perry, R ERA: 2.49 (1, 1)	5.1		24	9	3	3	2	0	0	0	0	0	1	28	28	5.06	1.688
Mike McCormick, L ERA: 3.78 (6, 1)	0.2		2	0	0	0	1	0	0	0	0	0	0	4	4	0.00	0.000
Bill Montbouquette, R ERA: 4.34 (7, 1)	1.1	L	5	1	1	1	0	0	0	0	0	0	1	5	5	6.75	0.750
Joe Gibbon, L ERA: 1.78 (8, 1)	0.2		3	1	1	1	0	0	0	0	0	0	1	3	3	13.50	1.500

WP: 0	PA: 35
PB: 0	
SB: 2	
CS: 1	

PITCHER	IP	WLS	BF	H	R	ER	SO	BB	IBB	HBP	BLK	WP	HR	S	P	ERA	WHIP
---------	----	-----	----	---	---	----	----	----	-----	-----	-----	----	----	---	---	-----	------

Batter	1	2	3	4	5	6	7	8	9	10	11	12	13	14	15	16	17	AB R H RBI BB SO LOB	TOP																			
Bobby Bonds, R OBP: 0.350, SLG: 0.399 (1, 9)	0-0 6-3		0-0 2B			0-3 K SH1-4		0-0 F8		0-3 K			0-0 FC4-6 SH2-4 1B		0-0 F8		0-0 6-3	8 0 2 0 0 2 1																				
Ron Hunt, R OBP: 0.371, SLG: 0.283 (1, 4)	4-0 BB			1-0 HBP		0-0 SH1-4		0-0 F8		0-0 F3			0-0 SH2-4		0-0 1B		0-0 1B	4 0 2 1 1 0 0																				
Willie Mays, R OBP: 0.352, SLG: 0.443 (1, 8)	0-0 F7			0-0 F8		4-0 G4-6-3 BB		0-3 K		0-0 F4			4-0 FC4-6 IBB		0-0 F6		0-0 F3	6 0 0 0 2 1 4																				
Willie McCovey, L OBP: 0.381, SLG: 0.581 (1, 3)	0-0 1B			0-0 G3		0-0 G4-6-3		0-0 1B		0-0 L4			0-0 FC4-6		0-0 L6-3			4 0 2 0 0 0 3																				
Ty Cline, L OBP: 0.243, SLG: 0.249 (9, PR)				1-2		1-2							1-2 2-3					3 0 0 0 0 0 2																				
Jim Ray Hart, R OBP: 0.332, SLG: 0.463 (1, 5)		4-0 BB		0-0 F7						0-0 FC1-6 1B			0-0 6-3					6 0 0 0 1 0 5																				
Jim Davenport, R OBP: 0.272, SLG: 0.235 (17, 5)										1-2			0-0 F2					0 0 0 0 0 0 0																				
Dick Dietz, R OBP: 0.386, SLG: 0.463 (1, 2)		0-3 K								0-0 F4			0-0 5-3		0-0 F8		1-0 HBP	5 0 1 0 1 1 3																				
Jesus Alou, R OBP: 0.270, SLG: 0.314 (1, 7)			0-0 G4-6-3							0-0 1B			0-0 6-3		0-0 4-3		0-0 6-3	6 0 1 0 1 0 3																				
Hal Lanier, R OBP: 0.205, SLG: 0.213 (1, 6)				0-0 F9						0-3 1B			0-0 F8		0-3 K		0-0 6-3 SH1-4 1B	7 1 1 0 0 1 5																				
Bobby Bolin, R OBP: 0.139, SLG: 0.061 (1, 1)			0-3 K							0-3 K			0-0 6-3		0-3 K		0-0 SH1-4	4 0 0 0 0 4 3																				
Frank Johnson, R OBP: 0.247, SLG: 0.220 (12, PH)																	1-2	1 0 0 0 0 0 0																				
Frank Linzy, R (12, 1)																		1 0 0 0 0 1 0																				
Bob Schroder, L OBP: 0.290, SLG: 0.308 (17, PH)																		0 0 0 0 0 0 0																				
Mike McCormick, L OBP: 0.179, SLG: 0.204 (17, 1)																		0 0 0 0 0 0 0																				
Inning Stats	R: 0 E: 0 S: 3	H: 1 LOB: 1 BB: 1 P: 7	R: 0 E: 0 S: 4	H: 0 LOB: 0 BB: 1 P: 8	R: 0 E: 0 S: 5	H: 1 LOB: 1 BB: 0 P: 5	R: 0 E: 0 S: 3	H: 0 LOB: 1 BB: 1 P: 4	R: 0 E: 0 S: 5	H: 0 LOB: 1 BB: 1 P: 9	R: 0 E: 0 S: 6	H: 1 LOB: 2 BB: 1 P: 10	R: 0 E: 0 S: 5	H: 0 LOB: 0 BB: 0 P: 5	R: 0 E: 1 S: 4	H: 0 LOB: 1 BB: 0 P: 4	R: 0 E: 0 S: 3	H: 0 LOB: 0 BB: 0 P: 3	R: 0 E: 0 S: 4	H: 1 LOB: 2 BB: 1 P: 8	R: 0 E: 0 S: 5	H: 0 LOB: 0 BB: 0 P: 5	R: 0 E: 0 S: 3	H: 0 LOB: 1 BB: 0 P: 4	R: 0 E: 0 S: 5	H: 0 LOB: 1 BB: 0 P: 6	R: 0 E: 0 S: 3	H: 0 LOB: 1 BB: 0 P: 4	R: 1 E: 0 S: 5	H: 2 LOB: 1 BB: 0 P: 5	1B: 8 2B: 1 HR: 0	SF: 0 SAC: 3 DP: 2 HBP: 2	WP: 1 PB: 0 SB: 0 CS: 0	PA: 66				
PITCHER Jerry Koosman, L ERA: 1.77 (1, 1)	IP: 12.0 WLS: 45 BF: 5 H: 5 R: 0 ER: 0 SO: 8 BB: 5 IBB: 0 HBP: 1 BLK: 0 WP: 1 HR: 0 S: 55 P: 76 ERA: 0.00 WHIP: 0.833																																					
Ron Taylor, R ERA: 3.07 (13, 1)	5.0 L																																					

San Francisco Giants @ New York Mets
 Shea Stadium, Flushing, NY
 Mon Aug 19 1968, 7:05 PM EDT
 Att: 28,370 - Unknown

AB 55
 R 1
 H 9
 RBI 1
 BB 6
 SO 10
 LOB 29



livebaseballscorecards.com

Batter	1	2	3	4	5	6	7	8	9	10	11	12	13	14	15	16	17
Bud Harrelson, S OBP: 0.270, SLG: 0.254 (1, 6)	K		F7			SH2-4 1B		F7		L3		L6-3			L4-3		L5-3
Larry Stahl, L OBP: 0.299, SLG: 0.336 (1, 8)	F9		F6			SH2-4 1-2		4-3			F8		L4-3			L1-3	
Cleon Jones, R OBP: 0.323, SLG: 0.433 (1, 7)	E6 BB		G3			F4		6-3			1B 1B		L4-3			L1-3	
Ed Kranepool, L OBP: 0.295, SLG: 0.322 (1, 3)	1-2 BB			4-1				K			K		L4-3			1B 2B	
Ron Swoboda, R OBP: 0.329, SLG: 0.378 (1, 9)	K			K		K		F7			1B 1B			L6-3		FC6 1B	
J.C. Martin, L OBP: 0.312, SLG: 0.320 (1, 2)		3-1		F6			F4			2B				L4-3		FC6 1-2	
Kevin Collins, L OBP: 0.229, SLG: 0.283 (1, 5)			F6					L4-3									L6-3
Ed Charles, R OBP: 0.337, SLG: 0.441 (17, PH)																	
Phil Linz, R OBP: 0.259, SLG: 0.247 (1, 4)																	
Art Shamsky, L OBP: 0.266, SLG: 0.354 (12, PH)																	
Ron Taylor, R (13, 1)																	
Jerry Grote, R OBP: 0.365, SLG: 0.336 (17, PH)																	
Jerry Koosman, R OBP: 0.105, SLG: 0.095 (1, 1)																	
Al Weis, S OBP: 0.228, SLG: 0.199 (12, PH)																	
Jerry Buchek, R OBP: 0.247, SLG: 0.239 (17, PH)																	

AB	R	H	RBI	BB	SO	LOB
8	0	1	0	0	1	2
6	0	0	0	0	0	1
7	0	1	0	0	0	2
5	0	1	0	2	2	1
7	0	2	0	0	3	4
7	0	2	0	0	0	2
6	0	1	0	0	0	4
1	0	0	0	0	0	0
4	0	0	0	0	2	1
1	0	0	0	0	0	0
1	0	0	0	0	0	0
1	0	0	0	0	0	0
4	0	1	0	0	2	1
2	0	0	0	0	1	0
1	0	1	0	0	0	0

AB	R	H	RBI	BB	SO	LOB
61	0	10	0	2	11	18

Inning Stats	R:	H:	E:	K:	S:	LOB:	BB:	P:	IP:	WLS:	BF:	H:	R:	ER:	SO:	BB:	IBB:	HBP:	BLK:	WP:	HR:	S:	P:	ERA:	WHIP:	
	0	0	0	2	12	0	0	0	0	0	43	7	0	0	10	1	1	0	0	0	0	0	61	69	0.00	0.727
	0	0	0	1	5	0	0	0	0	0	5	0	0	0	0	0	0	0	0	0	0	0	19	19	0.00	0.400
	0	0	0	0	5	0	0	0	0	0	4	1	0	0	0	0	0	0	0	0	0	0	4	4	0.00	1.000

San Francisco Giants @ New York Mets
 Shea Stadium, Flushing, NY
 Mon Aug 19 1968, 7:05 PM EDT
 Att: 28,370 - Unknown



Batter	1	2	3	4	5	6	7	8	9	AB R H RBI BB SO LOB	TOP									
Bobby Bonds, R (1, 8) OBP: 0.341, SLG: 0.388	0-3 K	0-3 K			0-3 K		0-3 K			4 0 0 0 0 4 3										
Ron Hunt, R (1, 4) OBP: 0.372, SLG: 0.285	0-0 1B 2B		0-0 5-3		4-0 1-2 BB			0-0 F6		3 0 1 0 1 0 0										
Ty Cline, L (1, 7) OBP: 0.239, SLG: 0.244	0-0 L8		0-0 L7		0-0 L7			0-0 L4-3		4 0 0 0 0 0 3										
Willie McCovey, L (1, 3) OBP: 0.382, SLG: 0.578	4-0 1B IBB		4-0 BB		0-0 F7			0-3 K		2 0 0 0 2 1 2										
Jim Ray Hart, R (1, 5) OBP: 0.331, SLG: 0.460	0-0 1-2 2-H 1B		0-0 F2		0-3 K			0-0 6-3		4 0 1 0 0 1 1										
Dick Dietz, R (1, 2) OBP: 0.388, SLG: 0.464		0-0 F4		0-0 CS 1B		0-0 2-3		0-0 G1-6-3 1B		4 0 2 0 0 0 0										
Jesus Alou, R (1, 9) OBP: 0.270, SLG: 0.313		0-0 BB 1B		0-0 F4 1-2		0-0 4-3		0-0 G1-6-3 1-2		4 0 1 0 0 0 2										
Hal Lanier, R (1, 6) OBP: 0.203, SLG: 0.211		0-0 F7		0-3 K			0-0 6-3			3 0 0 0 0 1 1										
Ray Sadecki, L (1, 1) OBP: 0.153, SLG: 0.119		4-0 BB		4-0 BB BB			0-0 G3			0 0 0 0 2 0 0										
Ron Herbel, R (5, 1)										0 0 0 0 0 0 0										
Bob Schroder, L (7, PH) OBP: 0.281, SLG: 0.296										1 0 0 0 0 0 0										
Bill Monbouquette, R (7, 1) OBP: 0.179, SLG: 0.154		1-2 BB								0 0 0 0 0 0 0										
Inning Stats	R: 0 E: 0 K: 1 S: 6	H: 2 LOB: 3 BB: 1 P: 10	R: 0 E: 0 K: 1 S: 6	H: 1 LOB: 2 BB: 1 P: 10	R: 0 E: 0 K: 0 S: 3	H: 0 LOB: 1 BB: 1 P: 7	R: 0 E: 0 K: 1 S: 5	H: 1 LOB: 0 BB: 0 P: 5	R: 0 E: 0 K: 1 S: 5	H: 0 LOB: 2 BB: 2 P: 13	R: 0 E: 0 K: 1 S: 5	H: 0 LOB: 0 BB: 0 P: 5	R: 0 E: 0 K: 1 S: 5	H: 0 LOB: 0 BB: 0 P: 5	R: 0 E: 0 K: 0 S: 3	H: 1 LOB: 0 BB: 0 P: 3	1B: 4 2B: 1 3B: 0 HR: 0	SF: 0 SAC: 0 DP: 1 HBP: 0	WP: 0 PB: 0 SB: 0 CS: 1	PA: 34
PITCHER	IP WLS BF H R ER SO BB IBB HBP BLK WP HR S P ERA WHIP																			
Tom Seaver, R (1, 1) ERA: 1.95	6.0 W 25 4 0 0 5 4 1 0 0 0 0 30 50 0.00 1.333																			
Cal Koonce, R (7, 1) ERA: 1.41	3.0 S 9 1 0 0 2 0 0 0 0 0 0 0 13 13 0.00 0.333																			

San Francisco Giants @ New York Mets
 Shea Stadium, Flushing, NY
 Tue Aug 20 1968, 7:05 PM EDT
 Att: 33,684 - Unknown

livebaseballscorecards.com

AB	29
R	0
H	5
RBI	0
BB	5
SO	7
LOB	12



Batter	1	2	3	4	5	6	7	8	9	AB	R	H	RBI	BB	SO	LOB
Tommie Agee, R OBP: 0.220, SLG: 0.264 (1, 8)	0-0 F4	0-0 6-3			4-0 SH3-4 1B BB	0-0 E6		0-0 E5 1B		4	2	0	0	1	0	3
Bud Harrelson, S OBP: 0.269, SLG: 0.254 (1, 6)	0-3 K2-3		0-0 F9		0-0 SH3-4 1-2	0-3 K		0-0 1B HR 1B		4	1	1	0	0	2	1
Cleon Jones, R OBP: 0.329, SLG: 0.436 (1, 7)	0-0 5-3		0-0 S WP FC 1B		4-0 1B 1B IBB		0-0 FC4 1B	0-0 1-3 HR 1B		4	3	3	1	1	0	0
Ron Swoboda, R OBP: 0.333, SLG: 0.388 (1, 9)		4-0 FC 2B BB	0-0 FC E S 1-H		0-0 1B 1-3 2-H 1B		0-0 FC4 1B 1-2f	0-0 1-H HR 3-H		4	2	2	5	1	0	1
Jerry Grote, R OBP: 0.363, SLG: 0.334 (1, 2)		0-0 FC 2B FC3-2 1-2	0-3 K 1-3		0-3 K 0-0		0-0 1-3 1B	0-0 1-3 HR 0-0		5	0	1	0	0	2	4
Phil Linz, R OBP: 0.263, SLG: 0.256 (1, 4)		0-0 FC3-2 1-3 2-H 2B	0-0 6-3		0-0 1-2 3-H 1B		0-0 F9			4	0	2	2	0	0	3
Jerry Buchek, R OBP: 0.247, SLG: 0.234 (1, 5)		4-0 FC3-2 IBB		0-0 F9	0-0 F9		0-3 K			3	0	0	0	1	1	4
Larry Stahl, L OBP: 0.289, SLG: 0.324 (1, 3)		0-0 FC3-2 1-2 2-3 3-H		0-0 F5		0-3 K		0-0 G3		4	0	0	0	0	1	3
Tom Seaver, R OBP: 0.130, SLG: 0.120 (1, 1)		0-3 K		0-3 K		0-0 F9		0-0 L7		2	0	0	0	0	2	3
Art Shamsky, L OBP: 0.265, SLG: 0.352 (6, PH)										1	0	0	0	0	0	0
Cal Koonce, R ERA: 4.25 (7, 1)										1	0	0	0	0	0	0

Inning Stats	R: 0	H: 0	E: 0	K: 1	S: 5	R: 1	H: 1	E: 0	K: 1	S: 7	R: 1	H: 1	E: 0	K: 1	S: 7	R: 0	H: 0	E: 0	K: 1	S: 5	R: 2	H: 2	E: 0	K: 1	S: 7	R: 0	H: 0	E: 1	K: 2	S: 8	R: 0	H: 2	E: 0	K: 1	S: 7	R: 4	H: 3	E: 1	K: 0	S: 7	1B: 7	2B: 1	3B: 0	HR: 1	SF: 0	SAC: 1	DP: 0	HBP: 0	WP: 1	PB: 0	SB: 2	CS: 0	PA: 41
--------------	------	------	------	------	------	------	------	------	------	------	------	------	------	------	------	------	------	------	------	------	------	------	------	------	------	------	------	------	------	------	------	------	------	------	------	------	------	------	------	------	-------	-------	-------	-------	-------	--------	-------	--------	-------	-------	-------	-------	--------

PITCHER	IP	WLS	BF	H	R	ER	SO	BB	IBB	HBP	BLK	WP	HR	S	P	ERA	WHIP
Ray Sadecki, L ERA: 2.89 (1, 1)	4.1	L	22	3	4	4	4	2	2	0	0	1	0	26	42	8.31	1.154
Ron Herbel, R ERA: 3.09 (5, 1)	1.2		7	1	0	0	3	0	0	0	0	0	0	13	13	0.00	0.600
Bill Monbouquette, R ERA: 4.25 (7, 1)	2.0		12	5	4	0	1	0	0	0	0	0	1	14	14	0.00	2.500

BOTTOM

San Francisco Giants @ New York Mets
Shea Stadium, Flushing, NY
Tue Aug 20 1968, 7:05 PM EDT
Att. 33,684 - Unknown

livebaseballscores.com

AB	36
R	8
H	9
RBI	8
BB	4
SO	8
LOB	22



Batter	1	2	3	4	5	6	7	8	9	AB	R	H	RBI	BB	SO	LOB	TOP										
Bobby Bonds, R OBP: 0.343, SLG: 0.388 (1, 9) (8, 8)	0-0 F9		0-0 F9		0-0 WP 2B 1B	0-0 2B 1B	0-3 K			5	2	2	2	0	1	1											
Ron Hunt, R OBP: 0.374, SLG: 0.292 (1, 4)	1-0 F9 1B CS HBP		0-0 F9		0-0 HR 2B	0-0 WP 1B 2B		0-0 F8		4	2	2	3	0	0	0											
Willie Mays, R OBP: 0.357, SLG: 0.453 Ty Cline, L OBP: 0.239, SLG: 0.244 (1, 8) (8, PR) (8, 7)	0-0 1B			0-0 F3	0-0 HR	4-0 1B BB		0-0 HR 1B		4	2	3	2	1	0	0											
Willie McCovey, L OBP: 0.383, SLG: 0.577 Jack Hiatt, R OBP: 0.330, SLG: 0.333 (1, 3) (7, 3)	0-0 F9			0-0 F8	0-0 1B 1B	0-0 1B BB		0-0 HR 1B		4	1	2	1	0	0	2											
Jim Ray Hart, R OBP: 0.333, SLG: 0.471 Nate Oliver, R OBP: 0.203, SLG: 0.221 Jim Davenport, R OBP: 0.274, SLG: 0.237 (1, 5) (5, PR) (5, 5)	0-0 CS	0-0 HR		0-0 F4	0-0 1B 1B	0-0 1B BB		0-0 F5		3	1	2	1	0	0	0											
Dick Dietz, R OBP: 0.388, SLG: 0.460 (1, 2)					0-0 F8	G6-4-3		0-0 F8		4	0	1	1	1	0	3											
Jesus Alou, R OBP: 0.272, SLG: 0.314 (1, 7) (8, 9)					0-0 FC1-5 1B		0-0 1B		0-0 6-3	5	0	2	0	0	0	3											
Hal Lanier, R OBP: 0.206, SLG: 0.214 Bob Schroder, L OBP: 0.273, SLG: 0.286 (1, 6) (8, 6)					0-0 FC6 1B		0-0 1B		0-0 F9	4	2	2	0	0	2	1											
Juan Marichal, R OBP: 0.190, SLG: 0.198 (1, 1)					0-0 FC1-5 WP 1B	0-0 SH3-4 1B	0-3 K		0-0 6-3	4	1	0	0	0	2	3											
Inning Stats	R: 0 E: 0 K: 0 S: 3	H: 1 LOB: 1 BB: 0 P: 4	R: 1 E: 0 K: 1 S: 5	H: 1 LOB: 0 BB: 1 P: 9	R: 0 E: 0 K: 1 S: 5	H: 0 LOB: 0 BB: 0 P: 5	R: 0 E: 0 K: 0 S: 3	H: 0 LOB: 0 BB: 0 P: 3	R: 6 E: 0 K: 0 S: 11	H: 8 LOB: 2 BB: 0 P: 11	R: 4 E: 0 K: 0 S: 7	H: 5 LOB: 1 BB: 1 P: 11	R: 0 E: 0 K: 3 S: 10	H: 1 LOB: 1 BB: 0 P: 10	R: 2 E: 0 K: 0 S: 5	H: 2 LOB: 1 BB: 0 P: 5	R: 0 E: 0 K: 0 S: 3	H: 0 LOB: 0 BB: 0 P: 3	1B: 13 2B: 2 3B: 0 HR: 3	SF: 0 SAC: 1 DP: 2 HBP: 1	WP: 2 PB: 0 SB: 0 CS: 1	PA: 46					
PITCHER	IP	WLS	BF	H	R	ER	SO	BB	IBB	HBP	BLK	WP	HR	S	P	ERA	WHIP										
Jim McAndrew, R ERA: 3.38 (1, 1)	4.2	L	21	7	6	6	2	1	0	1	0	1	2	23	28	11.57	1.714										
Bill Short, L ERA: 6.35 (5, 1)	0.0		2	2	0	0	0	0	0	0	0	0	0	2	2	∞	∞										
Bill Connors, R ERA: 8.44 (5, 1)	0.2		8	5	5	5	0	1	0	0	0	1	0	7	11	67.50	9.000										
Al Jackson, L ERA: 3.39 (6, 1)	3.2		14	4	2	2	3	0	0	0	0	0	1	20	20	4.91	1.091										

San Francisco Giants @ New York Mets
Shea Stadium, Flushing, NY
Wed Aug 21 1968, 7:05 PM EDT
Att: 32,023 - Unknown

livebaseballscorecards.com

AB	41
R	13
H	18
RBI	13
BB	2
SO	5
LOB	14



BOTTOM

San Francisco Giants @ New York Mets
Shea Stadium, Flushing, NY
Wed Aug 21 1968, 7:05 PM EDT
Att. 32,023 - Unknown

livebaseballscorecards.com

AB	37
R	3
H	12
RBI	3
BB	2
SO	5
LOB	20



WP:	0	PA:	42
PB:	1	SB:	0
CS:	0		

AB R H RBI BB SO LOB

5	1	1	0	0	1	2
4	1	2	1	1	0	0
2	1	2	0	0	0	0
1	0	1	1	1	0	0
5	0	2	1	0	2	5
4	0	1	0	0	0	3
5	0	0	0	0	1	7
4	0	2	0	0	0	0
2	0	0	0	0	1	2
2	0	1	0	0	0	0
1	0	0	0	0	0	0
0	0	0	0	0	0	0
1	0	0	0	0	0	1
1	0	0	0	0	0	0

Batter	1	2	3	4	5	6	7	8	9
Bud Harrelson, S (1, 6) OBP: 0.268, SLG: 0.253	0-3 K		0-0 G3	0-0 4-3		0-0 F9			0-0 1B 1B
Larry Stahl, L (1, 8) OBP: 0.302, SLG: 0.357	4-0 1B FC8-2 BB		0-0 HR		0-0 F2		0-0 4-3		0-0 1B 1B
Cleon Jones, R (1, 7) Art Shamsky, L (7, 7) OBP: 0.333, SLG: 0.439 OBP: 0.270, SLG: 0.355	0-0 1B		0-0 PB 1B		1-0 1B HBP		4-0 BB		0-0 HBP 1B
Ed Kranepool, L (1, 3) OBP: 0.297, SLG: 0.323	0-0 FC8-2		0-0 1B 1B		0-0 1B		0-3 K		0-3 K
J.C. Martin, L (1, 2) OBP: 0.314, SLG: 0.319		0-0 1-3	0-0 1B		0-0 F5		0-0 F8		1-0 FC6-4 HBP
Ron Swoboda, R (1, 9) OBP: 0.329, SLG: 0.383		0-0 4-3	0-3 K		0-0 F8			0-0 F8	0-0 FC6-4
Kevin Collins, L (1, 5) OBP: 0.236, SLG: 0.289		0-0 1B		0-0 SH3 1B		0-0 F6		0-0 1-3	
Phil Linz, R (1, 4) Ken Boswell, L (6, PH) OBP: 0.261, SLG: 0.253 OBP: 0.285, SLG: 0.359		0-0 F9		0-3 K		0-0 4-3 1B		0-0 F8	
Jim McAndrew, R (1, 1) Bill Short, L (5, 1) Bill Connors, R (5, 1) Al Jackson, L (6, 1) Jerry Buchek, R (9, PH) OBP: 0.259, SLG: 0.308 OBP: 0.245, SLG: 0.232			0-0 3-1	0-0 SH3		0-0 4-3			0-0 1-3

Inning Stats	R: 0 H: 1 E: 0 K: 5	R: 0 H: 1 E: 0 K: 5	R: 2 H: 4 E: 0 K: 1 S: 9	R: 0 H: 1 E: 0 K: 1 S: 6	R: 0 H: 1 E: 0 K: 0 S: 4	R: 0 H: 1 E: 0 K: 0 S: 4	R: 0 H: 0 E: 0 K: 1 S: 5	R: 0 H: 0 E: 0 K: 0 S: 3	R: 1 H: 3 E: 0 K: 1 S: 8
	H: 1 LOB: 1 BB: 1 P: 9	H: 1 LOB: 1 BB: 0 P: 4	H: 4 LOB: 2 BB: 0 P: 9	H: 1 LOB: 1 BB: 0 P: 6	H: 1 LOB: 2 BB: 0 P: 5	H: 1 LOB: 1 BB: 0 P: 4	H: 0 LOB: 1 BB: 1 P: 9	H: 0 LOB: 0 BB: 0 P: 3	H: 3 LOB: 3 BB: 0 P: 9

PITCHER	IP	WLS	BF	H	R	ER	SO	BB	IBB	HBP	BLK	WP	HR	S	P	ERA	WHIP
Juan Marichal, R (1, 1) ERA: 2.14	9.0	W	42	12	3	3	5	2	0	2	0	0	1	48	58	3.00	1.556

Batter	1	2	3	4	5	6	7	8	9	AB R H RBI BB SO LOB	TOP											
Bobby Bonds, R (1, 9) OBP: 0.341, SLG: 0.381	0-3 K			0-0 6-3		0-0 5-3			4-0 FC SH1-4 1B BB	3 1 0 0 1 1 0	San Francisco Giants @ Los Angeles Dodgers Dodger Stadium, Los Angeles, CA Thu Aug 22 1968, 7:05 PM PDT Att: 19,210 - Unknown											
Ron Hunt, R (1, 4) OBP: 0.372, SLG: 0.290	0-0 P4-3		0-3 K	0-3 K	0-0 6-3			0-0 SH1-4	3 0 0 0 0 1 0													
Willie Mays, R (1, 8) OBP: 0.354, SLG: 0.449	0-0 F7		0-3 K	0-3 K	0-0 G3			0-0 FC BB 1B	4 1 0 0 0 1 1													
Willie McCovey, L (1, 3) OBP: 0.382, SLG: 0.573		0-0 P4-3		0-0 P4-3		0-3 K		4-0 1B 1B 1-2 BB	3 0 0 0 1 1 0													
Jim Ray Hart, R (1, 5) OBP: 0.333, SLG: 0.467		0-3 K		4-0 1B BB		0-0 P4-3		0-3 K	3 1 0 0 1 2 3													
Jim Davenport, R (9, 5) OBP: 0.274, SLG: 0.237									0 0 0 0 0 0 0													
Dick Dietz, R (1, 2) OBP: 0.390, SLG: 0.460		0-0 F2		0-0 FC5 1B 1-2 1B		0-0 F7		0-0 1B 1-2 2-H 2-3 3-H	4 0 2 2 0 0 0													
Jesus Alou, R (1, 7) OBP: 0.275, SLG: 0.317			0-0 F3		0-0 1B			0-0 1B	4 0 2 1 0 0 0													
Hal Lanier, R (1, 6) OBP: 0.205, SLG: 0.213			0-0 6-3		0-3 K			0-3 K	3 0 0 0 0 2 2													
Gaylord Perry, R (1, 1) OBP: 0.145, SLG: 0.122			0-0 5-3		0-0 FC5			0-3 K	3 0 0 0 0 1 2													
Inning Stats	R: 0 E: 0 K: 1 S: 5	H: 0 LOB: 0 BB: 0 P: 5	R: 0 E: 0 K: 1 S: 5	H: 0 LOB: 0 BB: 0 P: 5	R: 0 E: 0 K: 0 S: 3	H: 0 LOB: 0 BB: 0 P: 3	R: 0 E: 0 K: 2 S: 7	H: 0 LOB: 0 BB: 0 P: 7	R: 1 E: 0 K: 1 S: 7	H: 2 LOB: 2 BB: 1 P: 11	R: 0 E: 0 K: 0 S: 3	H: 0 LOB: 0 BB: 0 P: 3	R: 0 E: 0 K: 1 S: 5	H: 0 LOB: 0 BB: 0 P: 5	R: 0 E: 0 K: 2 S: 7	H: 0 LOB: 0 BB: 0 P: 7	R: 2 E: 0 K: 1 S: 7	H: 2 LOB: 2 BB: 2 P: 15	1B: 4 2B: 0 3B: 0 HR: 0	SF: 0 SAC: 1 DP: 0 HBP: 0	WP: 0 PB: 0 SB: 0 CS: 0	PA: 34
PITCHER Don Sutton, R (1, 1) ERA: 2.86	IP: 9.0 WLS: L BF: 34 H: 4 R: 3 ER: 3 SO: 9 BB: 3 IBB: 0 HBP: 0 BLK: 0 WP: 0 HR: 0 S: 49 P: 61 ERA: 3.00 WHIP: 0.778											PITCHER IP: WLS: BF: H: R: ER: SO: BB: IBB: HBP: BLK: WP: HR: S: P: ERA: WHIP										

livebaseballscores.com

AB	30
R	3
H	4
RBI	3
BB	3
SO	9
LOB	8



Batter	1	2	3	4	5	6	7	8	9
Willie Crawford, L (1, 7) OBP: 0.342, SLG: 0.324	0-0 3-1		0-3 K			0-0 FC4 1B		0-3 K	
Willie Davis, L (1, 8) OBP: 0.277, SLG: 0.354	0-0 F6		0-0 F9			0-0 FC4 1B		0-0 1B	
Len Gabrielson, L (1, 9) OBP: 0.323, SLG: 0.435	0-0 1B 1B			0-0 4-3 FC4-5 2B		0-0 4-3 1-2		0-0 F7	
Tom Haller, L (1, 2) OBP: 0.341, SLG: 0.386	0-0 1-3 1B			0-0 4-3 2-3		0-0 CS 1B		0-0 6-3	
Jim Lefebvre, S (1, 5) OBP: 0.265, SLG: 0.296	0-3 K			0-0 FC4-5		0-0 CS	0-0 5-3		0-0 1-3
Ron Fairly, L (1, 3) OBP: 0.280, SLG: 0.281		0-0 6-3		0-3 K			0-0 E4 1B		0-0 1B 1B
Paul Popovich, S (1, 4) OBP: 0.278, SLG: 0.273		0-0 P3-1			0-3 K		0-0 P8		0-0 1-2 1B
Zoilo Versalles, R (1, 6) OBP: 0.242, SLG: 0.265 Jim Fairey, L (9, PH) OBP: 0.226, SLG: 0.275		0-0 F9			0-0 F9		4-0 IBB		0-0 F7
Don Sutton, R (1, 1) OBP: 0.205, SLG: 0.175 Ken Boyer, R (9, PH) OBP: 0.303, SLG: 0.324			0-0 5-3		0-3 K		0-3 K		0-0 5-3

Inning Stats	R: 0 E: 0 K: 1 S: 7	H: 2 LOB: 2 BB: 0 P: 7	R: 0 E: 0 K: 0 S: 3	H: 0 LOB: 0 BB: 0 P: 3	R: 0 E: 0 K: 1 S: 5	H: 0 LOB: 0 BB: 0 P: 5	R: 0 E: 0 K: 1 S: 6	H: 1 LOB: 1 BB: 0 P: 6	R: 0 E: 0 K: 2 S: 7	H: 0 LOB: 0 BB: 0 P: 7	R: 1 E: 0 K: 0 S: 4	H: 2 LOB: 0 BB: 0 P: 4	R: 0 E: 1 K: 1 S: 6	H: 1 LOB: 2 BB: 1 P: 10	R: 0 E: 0 K: 1 S: 6	H: 1 LOB: 1 BB: 0 P: 6	R: 0 E: 0 K: 0 S: 5	H: 2 LOB: 2 BB: 0 P: 5	1B: 8 2B: 1 3B: 0 HR: 0	SF: 0 SAC: 0 DP: 0 HBP: 0
--------------	------------------------------	---------------------------------	------------------------------	---------------------------------	------------------------------	---------------------------------	------------------------------	---------------------------------	------------------------------	---------------------------------	------------------------------	---------------------------------	------------------------------	----------------------------------	------------------------------	---------------------------------	------------------------------	---------------------------------	----------------------------------	------------------------------------

PITCHER	IP	WLS	BF	H	R	ER	SO	BB	IBB	HBP	BLK	WP	HR	S	P	ERA	WHIP
Gaylord Perry, R (1, 1) ERA: 2.43	9.0	W	36	9	1	1	7	0	1	0	0	0	0	49	53	1.00	1.000

BOTTOM

AB	R	H	RBI	BB	SO	LOB
4	0	1	0	0	2	0
4	1	1	0	0	0	1
4	0	2	0	0	0	2
4	0	2	1	0	0	2
4	0	0	0	0	1	3
4	0	2	0	0	1	1
4	0	1	0	0	1	1
2	0	0	0	1	0	0
1	0	0	0	0	0	2
3	0	0	0	0	2	2
1	0	0	0	0	0	2

WP	PA	ERA	WHIP
0	37		
0			
0			

San Francisco Giants @ Los Angeles Dodgers
 Dodger Stadium, Los Angeles, CA
 Thu Aug 22 1968, 7:05 PM PDT
 Att. 19,210 - Unknown

livebaseballscorecards.com

AB	35
R	1
H	9
RBI	1
BB	1
SO	7
LOB	16



Batter	1	2	3	4	5	6	7	8	9	AB R H RBI BB SO LOB	TOP		
Bobby Bonds, R (1, 8) OBP: 0.343, SLG: 0.377	0-3 K	0-0 P4-3			4-0 1B BB		0-0 1B 1B	0-0 F7		4 2 1 0 1 1 1	San Francisco Giants @ Los Angeles Dodgers Dodger Stadium, Los Angeles, CA Fri Aug 23 1968, 7:05 PM PDT Att: 22,700 - Unknown		
Ron Hunt, R (1, 4) OBP: 0.372, SLG: 0.288	4-0 E 1B BB		0-0 P4		4-0 1B 1B BB		0-3 K	0-3 K		3 2 0 0 2 2 1			
Ty Cline, L (1, 9) OBP: 0.242, SLG: 0.248	0-0 L7		0-0 L1-3		0-0 1B 1B		0-0 1B PB 1B		0-0 L8	5 1 2 2 0 0 1			
Willie McCovey, L (1, 3) OBP: 0.386, SLG: 0.576	0-0 E8 1B 1-3		0-0 G3		0-0 FC5-4 1B		0-0 PB E 1B		0-0 BB 1B	5 1 4 2 0 0 0			
Jim Ray Hart, R (1, 5) OBP: 0.334, SLG: 0.466 Jim Davenport, R (7, 5) OBP: 0.276, SLG: 0.237	0-0 2-3 3-H 1B			0-3 K	0-0 F6		4-0 PB E IBB		4-0 BB	3 1 1 1 1 1 2 0 0 0 0 1 0 0			
Dick Dietz, R (1, 2) OBP: 0.382, SLG: 0.450	0-3 K			0-0 6-3	0-0 FC5-4		0-0 E6 FC5-4		0-0 F8	5 0 0 1 0 1 6			
Jesus Alou, R (1, 7) OBP: 0.271, SLG: 0.312		0-0 5-3		0-0 3-1		0-0 F2	0-0 FC5-4		0-0 6-3	5 0 0 0 0 0 3			
Hal Lanier, R (1, 6) OBP: 0.203, SLG: 0.210		0-0 5-3			0-0 F8	0-3 K	0-3 K			4 0 0 0 0 2 1			
Bobby Bolin, R (1, 1) OBP: 0.139, SLG: 0.061 Mike McCormick, L (1, 1) OBP: 0.200, SLG: 0.196		4-0 BB			4-0 BB 1B BB	0-0 3-1		0-3 K		0 0 0 0 0 0 0 2 1 0 0 2 1 0			
Inning Stats	R: 1 H: 2 E: 1 LOB: 2 K: 2 BB: 1 S: 9 P: 13	R: 0 H: 0 E: 0 LOB: 1 K: 0 BB: 1 S: 3 P: 7	R: 0 H: 0 E: 0 LOB: 0 K: 0 BB: 0 S: 3 P: 3	R: 0 H: 0 E: 0 LOB: 0 K: 1 BB: 0 S: 5 P: 5	R: 3 H: 2 E: 0 LOB: 2 K: 0 BB: 3 S: 5 P: 17	R: 0 H: 0 E: 0 LOB: 0 K: 1 BB: 0 S: 5 P: 5	R: 4 H: 3 E: 1 LOB: 1 K: 2 BB: 1 S: 11 P: 15	R: 0 H: 0 E: 0 LOB: 0 K: 2 BB: 0 S: 7 P: 7	R: 0 H: 1 E: 0 LOB: 2 K: 0 BB: 1 S: 4 P: 8	1B: 8 SF: 0 2B: 0 SAC: 0 3B: 0 DP: 0 HR: 0 HBP: 0		WP: 0 PA: 43 PB: 1 SB: 0 CS: 0	
PITCHER	IP WLS BF H R ER SO BB IBB HBP BLK WP HR S P ERA WHIP											PITCHER	IP WLS BF H R ER SO BB IBB HBP BLK WP HR S P ERA WHIP
Bill Singer, R (1, 1) ERA: 2.9	4.1 L 22 4 4 4 3 5 0 0 0 0 0 0 23 43 8.31 2.077												
John Purdin, R (5, 1) ERA: 2.18	2.2 13 3 4 2 3 0 1 0 0 0 0 18 22 6.75 1.125												
Hank Aguirre, L (8, 1) ERA: 0.52	2.0 8 1 0 0 2 1 0 0 0 0 0 0 11 15 0.00 1.000												

livebaseballscorecards.com

AB	36
R	8
H	8
RBI	6
BB	7
SO	8
LOB	15



Batter	1	2	3	4	5	6	7	8	9	AB	R	H	RBI	BB	SO	LOB
Willie Crawford, L (1, 7) OBP: 0.325, SLG: 0.306	0-0 F5	0-3 K			0-3 K		0-0 L9			4	0	0	0	0	2	0
Willie Davis, L (1, 8) OBP: 0.279, SLG: 0.354	4-0 FC7-5 BB	0-0 F8			0-3 K			0-0 1B		3	0	1	0	1	1	0
Tom Haller, L (1, 2) OBP: 0.343, SLG: 0.386	4-0 BB FC7-5 1B BB		0-3 K		0-0 1B			0-3 K		3	1	1	0	1	2	1
Len Gabrielson, L (1, 9) OBP: 0.318, SLG: 0.428	0-0 FC7-5 BB 1B		0-3 K		0-0 F2			0-3 K		4	1	0	0	0	2	4
Ron Fairly, L (1, 3) OBP: 0.280, SLG: 0.279	4-0 1B 1B BB		0-0 4-3		0-0 F8			0-0 L9		3	1	0	0	1	0	1
Ken Boyer, R (1, 5) OBP: 0.302, SLG: 0.322	0-0 1B 1B			0-0 F7		0-3 K		0-0 F7		4	0	1	2	0	1	0
Paul Popovich, S (1, 4) OBP: 0.277, SLG: 0.273	0-0 1B			0-3 K		0-0 P6-3		0-0 P4-3		4	0	1	1	0	1	0
Zoilo Versalles, R (1, 6) OBP: 0.240, SLG: 0.262	0-0 F5			0-0 F7			0-0 F8		0-0 L9	4	0	0	0	0	0	3
Bill Singer, R (1, 1) OBP: 0.185, SLG: 0.226		0-0 F5			0-0 F8			0-0 F4		2	0	0	0	0	0	1
John Purdin, R (5, 1) OBP: 0.500, SLG: 0.500										0	0	0	0	0	0	0
Bob Bailey, R (7, PH) OBP: 0.318, SLG: 0.340										1	0	0	0	0	0	0
Hank Aguirre, R (8, 1)										0	0	0	0	0	0	0

Inning Stats	R: 3	H: 2	E: 0	K: 0	S: 5	H: 2	LOB: 2	BB: 3	P: 17	R: 0	H: 0	E: 0	K: 1	S: 5	H: 0	LOB: 0	BB: 0	P: 5	R: 0	H: 0	E: 0	K: 2	S: 7	H: 0	LOB: 1	BB: 0	P: 6	R: 0	H: 1	E: 0	K: 2	S: 8	H: 0	LOB: 0	BB: 0	P: 8	R: 0	H: 0	E: 0	K: 1	S: 5	H: 0	LOB: 0	BB: 0	P: 5	R: 0	H: 1	E: 0	K: 2	S: 8	H: 0	LOB: 1	BB: 0	P: 8	R: 0	H: 0	E: 0	K: 0	S: 3	H: 0	LOB: 0	BB: 0	P: 3	R: 0	H: 0	E: 0	K: 0	S: 3	H: 0	LOB: 0	BB: 0	P: 3	R: 0	H: 0	E: 0	K: 0	S: 3	H: 0	LOB: 0	BB: 0	P: 3
1B: 4	SF: 0	2B: 0	SAC: 0	3B: 0	DP: 0	HR: 0	HBP: 0	WP: 0	PA: 35																																																																								

PITCHER	IP	WLS	BF	H	R	ER	SO	BB	IBB	HBP	BLK	WP	HR	S	P	ERA	WHIP
Bobby Bolin, R (1, 1) ERA: 1.75	0.2		7	2	3	3	0	3	0	0	0	0	0	4	16	40.50	7.500
Mike McCormick, L (1, 1) ERA: 3.58	8.1	W	28	2	0	0	9	0	0	0	0	0	0	46	46	0.00	0.240

BOTTOM

San Francisco Giants @ Los Angeles Dodgers
Dodger Stadium, Los Angeles, CA

Fri Aug 23 1968, 7:05 PM PDT
Att. 22,700 - Unknown

AB	32
R	3
H	4
RBI	3
BB	3
SO	9
LOB	10

Batter	1	2	3	4	5	6	7	8	9	AB R H RBI BB SO LOB	TOP											
Bobby Bonds, R (1, 8) OBP: 0.349, SLG: 0.380	0-0 6-3		0-0 CS 1B		4-0 1B HR BB		0-0 1B 1B	0-0 5-3		4 2 2 0 1 0 0												
Ron Hunt, R (1, 4) OBP: 0.378, SLG: 0.293	4-0 L3 BB		0-0 1B 1B		0-0 1B HR 1B		0-0 1B 1B	1-0 HBP		3 3 3 0 1 0 0												
Ty Cline, L (1, 9) OBP: 0.250, SLG: 0.269	0-0 L3		0-0 1B 1B		0-0 1B HR		0-0 1B 1B	0-3 K		5 2 3 4 0 1 2												
Willie McCovey, L (1, 3) OBP: 0.386, SLG: 0.574	0-0 P4-3		0-0 1B		0-0 P4-3		0-0 1B BB 1B	0-0 P4 CS		5 1 2 2 0 0 1												
Jim Ray Hart, R (1, 5) OBP: 0.334, SLG: 0.464		0-0 6-3		0-0 FC6-4 SF8 1B		0-0 P4-3	4-0 P5-4-3 1B BB	4-0 FC5-4 BB		3 1 1 0 0 0 0 0 0 0 0 2 0 0												
Jim Davenport, R (5, 5) OBP: 0.282, SLG: 0.237																						
Dick Dietz, R (1, 2) OBP: 0.382, SLG: 0.449		0-0 F9		0-0 FC6-4 1B		0-3 K	0-0 P5-4-3 1B	0-0 F7		5 0 2 2 0 1 1												
Jesus Alou, R (1, 7) OBP: 0.270, SLG: 0.310				0-0 FC6-4 1-2f 2-3			0-0 6-3	0-0 P5-4-3 1-2f 2-3	0-0 FC5-4 1-2f	5 0 1 0 0 0 5												
Hal Lanier, R (1, 6) OBP: 0.201, SLG: 0.209		0-3 K		0-0 SF8 3-H		0-0 5-3	0-0 6-3			3 0 0 1 0 1 2												
Ray Sadecki, L (1, 1) OBP: 0.145, SLG: 0.113			0-0 6-3	0-0 P4-3		0-3 K		0-0 F7		4 0 0 0 0 1 1												
Inning Stats	R: 0 E: 0 K: 0 S: 3	H: 0 LOB: 1 BB: 1 P: 7	R: 0 E: 0 K: 1 S: 6	H: 1 LOB: 1 BB: 0 P: 6	R: 1 E: 0 K: 0 S: 5	H: 4 LOB: 2 BB: 0 P: 5	R: 1 E: 0 K: 0 S: 5	H: 2 LOB: 1 BB: 0 P: 5	R: 3 E: 0 K: 1 S: 7	H: 2 LOB: 0 BB: 1 P: 11	R: 0 E: 0 K: 1 S: 5	H: 0 LOB: 0 BB: 0 P: 5	R: 4 E: 0 K: 0 S: 7	H: 5 LOB: 1 BB: 1 P: 11	R: 0 E: 0 K: 1 S: 5	H: 0 LOB: 1 BB: 0 P: 6	R: 0 E: 1 K: 0 S: 3	H: 0 LOB: 1 BB: 1 P: 7	1B: 13 2B: 0 3B: 0 HR: 1	SF: 1 SAC: 0 DP: 1 HBP: 1	WP: 0 PB: 0 SB: 0 CS: 2	PA: 43
PITCHER	IP WLS BF H R ER SO BB IBB HBP BLK WP HR S P ERA WHIP																					
Don Drysdale, R (1, 1) ERA: 2.15	6.0 L 27 9 5 5 3 2 0 0 0 0 0 1 31 39 7.50 1.833																					
Jack Billingham, R (7, 1) ERA: 2.24	0.0 5 4 4 4 0 1 0 0 0 0 0 0 4 8 ∞ ∞																					
Mudcat Grant, R (7, 1) ERA: 2.95	2.0 7 1 0 0 1 0 0 0 1 0 0 0 8 9 0.00 0.500																					
Mike Kekich, L (9, 1) ERA: 3.2	1.0 4 0 0 0 0 1 0 0 0 0 0 0 3 7 0.00 1.000																					

San Francisco Giants @ Los Angeles Dodgers
 Dodger Stadium, Los Angeles, CA
 Sat Aug 24 1968, 7:05 PM PDT
 Att: 23,430 - Unknown

livebaseballscorecards.com

AB	37
R	9
H	14
RBI	9
BB	4
SO	4
LOB	12



Batter	1	2	3	4	5	6	7	8	9	AB	R	H	RBI	BB	SO	LOB
Willie Crawford, L (1, 7) OBP: 0.330, SLG: 0.325	0-3 K ①		0-0 E1 SF8		0-3 K ①		0-0 2B	0-0 1B		5	1	2	2	0	2	0
Willie Davis, L (1, 8) OBP: 0.278, SLG: 0.352	0-0 F7		0-0 4-3		0-0 F2		0-0 1B WP	0-3 K ③		5	0	1	0	0	1	2
Bob Bailey, R (1, 5) OBP: 0.316, SLG: 0.339	0-3 K ③		0-0 SF8		0-0 BB 1B 1B		0-3 K ②		0-0 4-3 ①	4	0	1	1	0	2	1
Ken Boyer, R (1, 3) OBP: 0.304, SLG: 0.340		0-0 6-3 ①	0-0 F5		0-0 BB 1B		0-0 L9 ③		0-0 HR	5	1	2	1	0	0	1
Ron Fairly, L (1, 9) OBP: 0.286, SLG: 0.280		1-0 1B 1B HBP		4-0 BB 1B	4-0 BB 1B			0-0 FC4-6 1B	0-3 K ②	2	1	1	0	2	1	0
Paul Popovich, S (1, 4) OBP: 0.273, SLG: 0.269		0-0 P6		0-0 FC6-4 1B 1-2f	0-3 K ③			0-0 FC4-6 1B 1-2f	0-3 K ③	5	2	0	0	0	2	6
Zoilo Versalles, R (1, 6) OBP: 0.242, SLG: 0.264		0-0 1B 1B		0-0 F6		0-0 1-3 ①		0-0 2B 1B 1B		4	1	2	0	0	0	1
Jeff Torborg, R (1, 2) OBP: 0.235, SLG: 0.200		0-0 1B		0-0 K		0-3 K ②		0-0 1B 2B		4	1	3	3	0	1	0
Don Drysdale, R (1, 1) OBP: 0.188, SLG: 0.190		0-0 L9 ③		0-3 K ③		0-0 6-3 ③		0-3 K ②		2	0	0	0	0	1	3
Ted Savage, R (6, PH) OBP: 0.255, SLG: 0.284										1	0	0	0	0	0	0
Jack Gillingham, R (7, 1)										0	0	0	0	0	0	0
Mudcat Grant, R (7, 1) OBP: 0.158, SLG: 0.316										0	0	0	0	0	0	0
Jim Lefebvre, S (8, PH) OBP: 0.284, SLG: 0.295										1	0	0	0	0	1	2
Mike Kekich, R (9, 1) OBP: 0.118, SLG: 0.091										0	0	0	0	0	0	0

Inning Stats	R: 0	H: 0	E: 0	K: 2	S: 7	R: 1	H: 2	E: 0	K: 0	S: 5	R: 1	H: 0	E: 1	K: 0	S: 4	R: 1	H: 1	E: 1	K: 1	S: 6	R: 0	H: 2	E: 0	K: 2	S: 9	R: 0	H: 0	E: 0	K: 1	S: 5	R: 0	H: 2	E: 0	K: 1	S: 6	R: 3	H: 4	E: 0	K: 2	S: 11	R: 1	H: 1	E: 0	K: 2	S: 8	1B: 9	SF: 1	2B: 2	SAC: 0	3B: 0	DP: 0	HR: 1	HBP: 1	WP: 1	PA: 42
PITCHER Ray Sadecki, L (1, 1) ERA: 2.99	IP	WLS	BF	H	R	ER	SO	BB	IBB	HBP	BLK	WP	HR	S	P	ERA	WHIP																																						

BOTTOM

San Francisco Giants @ Los Angeles Dodgers
 Dodger Stadium, Los Angeles, CA
 Sat Aug 24 1968, 7:05 PM PDT
 Att. 23,430 - Unknown

livebaseballscores.com

AB	38
R	7
H	12
RBI	7
BB	2
SO	11
LOB	16



Batter	1	2	3	4	5	6	7	8	9	AB R H RBI BB SO LOB	TOP
Bobby Bonds, R OBP: 0.340, SLG: 0.369 (1, 9) X	0-0 5-3		0-0 F9		0-3 K		0-0 FC		0-0 1-3	5 0 0 0 0 1 2	
Ron Hunt, R OBP: 0.378, SLG: 0.295 (1, 4) S S S	0-3 K		0-0 1B BB 1B		0-0 P4		0-0 FC5-4 1B		0-0 F7	5 0 2 1 0 1 0	
Willie Mays, R OBP: 0.353, SLG: 0.445 (1, 8) B B B	4-0 2B E BB		0-0 F8		0-0 F9		0-0 FC5-4 S			3 1 0 1 1 0 3	
Willie McCovey, L OBP: 0.390, SLG: 0.576 (1, 3) X	0-0 E5 1B 2B		4-0 1B BB		0-0 F9		4-0 BB BB 1-2 BB			2 1 1 0 2 0 0	
Jim Ray Hart, R OBP: 0.336, SLG: 0.465 (1, 5) X	0-0 1B		0-0 1B		0-0 5-3		0-0 F7			4 0 2 1 0 0 3	
Dick Dietz, R OBP: 0.376, SLG: 0.441 (1, 2) X	0-0 1-3		0-3 K		0-3 K			0-3 K		4 0 0 0 0 3 4	
Jesus Alou, R OBP: 0.267, SLG: 0.307 (1, 7) X		0-0 F9		0-0 F8			0-0 F7	0-3 K		4 0 0 0 0 1 0	
Hal Lanier, R OBP: 0.204, SLG: 0.214 (1, 6) X		0-0 F8		0-0 CS 1B			0-0 1B 1B 2B	0-3 K		4 1 2 0 0 1 0	
Juan Marichal, R OBP: 0.193, SLG: 0.200 (1, 1) X		0-0 F9		0-3 K			0-0 1B FC FC5-4 1B	0-0 6-3		4 1 1 0 0 1 1	
Inning Stats	R: 2 H: 2 E: 1 LOB: 1 K: 1 BB: 1 S: 7 P: 11	R: 0 H: 0 E: 0 LOB: 0 K: 0 BB: 0 S: 3 P: 3	R: 0 H: 2 E: 0 LOB: 3 K: 1 BB: 1 S: 7 P: 11	R: 0 H: 1 E: 0 LOB: 1 K: 1 BB: 0 S: 5 P: 5	R: 0 H: 0 E: 0 LOB: 0 K: 1 BB: 0 S: 5 P: 5	R: 0 H: 0 E: 0 LOB: 0 K: 1 BB: 0 S: 5 P: 5	R: 2 H: 3 E: 0 LOB: 3 K: 0 BB: 1 S: 7 P: 11	R: 0 H: 0 E: 0 LOB: 0 K: 3 BB: 0 S: 9 P: 9	R: 0 H: 0 E: 0 LOB: 0 K: 0 BB: 0 S: 3 P: 3	1B: 6 SF: 0 2B: 3 SAC: 0 3B: 0 DP: 1 HR: 0 HBP: 0	WP: 0 PA: 38 PB: 0 SB: 1 CS: 1
PITCHER Claude Osteen, L ERA: 3.05 (1, 1)	IP WLS BF H R ER SO BB IBB HBP BLK WP HR S P ERA WHIP										
Jim Brewer, L ERA: 2.48 (7, 1)	2.2 W 9 0 0 0 3 1 0 0 0 0 0 0 14 18 0.00 0.375										

San Francisco Giants @ Los Angeles Dodgers
 Dodger Stadium, Los Angeles, CA
 Sun Aug 25 1968, 3:33 AM PDT
 Att: 21,968 - Unknown

livebaseballscorecards.com

AB 35
 R 4
 H 8
 RBI 3
 BB 3
 SO 8
 LOB 13



Batter	1	2	3	4	5	6	7	8	9	AB	R	H	RBI	BB	SO	LOB
Willie Crawford, L (1, 7) OBP: 0.344, SLG: 0.354	0-0 F8		0-0 G3		0-0 PB 1B	0-0 1-H 2-H 2B		0-0 1B		5	0	3	2	0	0	0
Willie Davis, L (1, 8) OBP: 0.275, SLG: 0.349	0-0 E6 BB		0-0 G3		0-0 F9	0-0 1-3		0-0 G3		5	0	0	0	0	0	3
Tom Haller, L (1, 2) OBP: 0.346, SLG: 0.387	0-0 F8		0-0 1B 1B		4-0 1-2 BB		0-0 F4		0-0 E FC5-2 1B	4	1	2	0	1	0	1
Ron Fairly, L (1, 3) OBP: 0.290, SLG: 0.282	4-0 1-2 BB		0-0 1B 1B		0-0 F2		0-0 FC3-6 1B		0-0 E1 FC5-2 SF8	4	1	2	0	1	0	3
Len Gabrielson, L (1, 9) OBP: 0.319, SLG: 0.425	0-0 F9		0-0 1-3 2-H 1B		0-3 K		0-0 FC3-6 1B		4-0 FC5-2 IBB	4	0	1	1	1	1	5
Ken Boyer, R (1, 5) OBP: 0.307, SLG: 0.358		0-0 HR	0-0 1-3		0-0 6-3		0-0 1-2 1B		0-0 FC5-2	5	1	2	1	0	0	5
Paul Popovich, S (1, 4) OBP: 0.272, SLG: 0.268		0-0 P6-3		0-0 P4-3		0-0 1B 2B 1B		0-0 P6-3		4	1	1	1	0	0	2
Zoilo Versalles, R (1, 6) OBP: 0.243, SLG: 0.265		0-0 L1		0-0 6-3		0-0 1-2 2B 1B		0-0 6-3		3	1	1	0	0	0	0
Bart Shirley, R (8, 6) OBP: 0.237, SLG: 0.222		0-0 4-3		0-3 K		0-3 S		0-0 G3		1	0	0	0	0	0	0
Claude Osteen, L (1, 1) OBP: 0.164, SLG: 0.197										3	0	0	0	0	2	2
Jim Brewer, L (7, 1) OBP: 0.143, SLG: 0.143										1	0	0	0	0	0	0

Inning Stats	R: 0 E: 1 K: 0 S: 4	H: 0 LOB: 2 BB: 1 P: 8	R: 1 E: 0 K: 0 S: 4	H: 1 LOB: 0 BB: 0 P: 4	R: 1 E: 0 K: 0 S: 6	H: 3 LOB: 2 BB: 0 P: 6	R: 0 E: 0 K: 1 S: 5	H: 0 LOB: 0 BB: 0 P: 5	R: 0 E: 0 K: 1 S: 6	H: 1 LOB: 2 BB: 1 P: 10	R: 2 E: 0 K: 1 S: 8	H: 3 LOB: 1 BB: 0 P: 8	R: 0 E: 0 K: 0 S: 5	H: 2 LOB: 2 BB: 0 P: 5	R: 0 E: 0 K: 0 S: 4	H: 1 LOB: 1 BB: 0 P: 4	R: 1 E: 1 K: 0 S: 4	H: 1 LOB: 2 BB: 1 P: 8	1B: 10 2B: 1 3B: 0 HR: 1	SF: 1 SAC: 0 DP: 0 HBP: 0	WP: 0 PB: 1 SB: 0 CS: 0	PA: 43
---------------------	------------------------------	---------------------------------	------------------------------	---------------------------------	------------------------------	---------------------------------	------------------------------	---------------------------------	------------------------------	----------------------------------	------------------------------	---------------------------------	------------------------------	---------------------------------	------------------------------	---------------------------------	------------------------------	---------------------------------	-----------------------------------	------------------------------------	----------------------------------	--------

PITCHER Juan Marichal, R (1, 1) ERA: 2.2	IP: 8.2 WLS: L BF: 43	H: 12 R: 5 ER: 4 SO: 3	BB: 2 IBB: 1 HBP: 0 BLK: 0	WP: 0 HR: 1 S: 46 P: 58	ERA: 4.15 WHIP: 1.615	PITCHER	IP: 8.2 WLS: L BF: 43	H: 12 R: 5 ER: 4 SO: 3	BB: 2 IBB: 1 HBP: 0 BLK: 0	WP: 0 HR: 1 S: 46 P: 58	ERA: 4.15 WHIP: 1.615
---	-----------------------------	---------------------------------	-------------------------------------	----------------------------------	--------------------------	----------------	-----------------------------	---------------------------------	-------------------------------------	----------------------------------	--------------------------

BOTTOM

San Francisco Giants @ Los Angeles Dodgers
 Dodger Stadium, Los Angeles, CA
 Sun Aug 25 1968, 3:33 AM PDT
 Att. 21,968 - Unknown

AB	39
R	5
H	12
RBI	5
BB	3
SO	3
LOB	21



WP: 0	PA: 43
PB: 1	
SB: 0	
CS: 0	

Batter	1	2	3	4	5	6	7	8	9	AB R H RBI BB SO LOB	TOP							
Don Kessinger, S (1, 6) OBP: 0.290, SLG: 0.297	0-0 L7 ①			x 0-0 F8 ①			x 0-0 3-1 ①		0-3 K ③	4 0 0 0 0 1 0	Chicago Cubs @ San Francisco Giants Candlestick Park, San Francisco, CA Mon Aug 26 1968, 6:33 AM EDT Att. 5,856 - Sunny - 75 F							
Glenn Beckert, R (1, 4) OBP: 0.311, SLG: 0.357	0-0 5-3 ②			x 0-0 4-3 ②			x 0-0 1B ②			3 0 1 0 0 0 0								
Billy Williams, L (1, 9) OBP: 0.336, SLG: 0.482	0-0 4-3 ③			x 0-0 4-3 ③			x 0-0 F4 ②			3 0 0 0 0 0 1								
14 Ernie Banks, R (1, 3) OBP: 0.293, SLG: 0.479		x 0-0 1-3 ①			0-3 K ①		x 0-0 F8 ③			3 0 0 0 0 1 1								
Ron Santo, R (1, 5) OBP: 0.358, SLG: 0.415		x 0-0 6-3 ②			x 0-0 6-3 ②			x 0-0 L1-3 ①		3 0 0 0 0 0 0								
Willie Smith, L (1, 7) OBP: 0.285, SLG: 0.368		x 0-0 1-3 ③			x 0-0 L7 ③			x 0-0 F8 ②		3 0 0 0 0 0 0								
Al Spangler, L (1, 8) OBP: 0.349, SLG: 0.373			x 0-0 6-3 ①			x 0-0 L7 ①		x 0-0 F6 ③		3 0 0 0 0 0 0								
Randy Hundley, R (1, 2) OBP: 0.283, SLG: 0.330			x 0-0 6-3 ②			x 0-0 L7 ②			x 0-0 L5-3 ①	3 0 0 0 0 0 0								
Bill Hands, R (1, 1) OBP: 0.118, SLG: 0.077			x 0-0 6-3 ③			0-3 K ③			x 0-0 L4-3 ②	2 0 0 0 0 1 0								
Jack Lamabe, R (8, 1) OBP: 0.200, SLG: 0.200										0 0 0 0 0 0 0								
Dick Nen, L (9, PH) OBP: 0.202, SLG: 0.282										1 0 0 0 0 0 0								
Inning Stats	R: 0 E: 0 K: 0 S: 3	H: 0 LOB: 0 BB: 0 P: 3	R: 0 E: 0 K: 0 S: 3	H: 0 LOB: 0 BB: 0 P: 3	R: 0 E: 0 K: 0 S: 3	H: 0 LOB: 0 BB: 0 P: 3	R: 0 E: 0 K: 1 S: 5	H: 0 LOB: 0 BB: 0 P: 5	R: 0 E: 0 K: 0 S: 4	H: 1 LOB: 1 BB: 0 P: 4	R: 0 E: 0 K: 1 S: 5	H: 0 LOB: 0 BB: 0 P: 3	R: 0 E: 0 K: 1 S: 5	H: 0 LOB: 0 BB: 0 P: 5	1B: 1 2B: 0 3B: 0 HR: 0	SF: 0 SAC: 0 DP: 0 HBP: 0	WP: 0 PB: 0 SB: 0 CS: 0	PA: 28
PITCHER Gaylord Perry, R (1, 1) ERA: 2.33	IP: 9.0 WLS: W BF: 28 H: 1 R: 0 ER: 0 SO: 3 BB: 0 IBB: 0 HBP: 0 BLK: 0 WP: 0 HR: 0 S: 34 P: 34 ERA: 0.00 WHIP: 0.111											PITCHER IP: WLS: BF: H: R: ER: SO: BB: IBB: HBP: BLK: WP: HR: S: P: ERA: WHIP						

livebaseballscorecards.com

AB	28
R	0
H	1
RBI	0
BB	0
SO	3
LOB	2



Batter	1	2	3	4	5	6	7	8	9
Bobby Bonds, R OBP: 0.338, SLG: 0.363 (1, 9) X	0-0 5-3		0-0 1-3			4-0 SH2-4 1B BB	0-0 F7		
Ron Hunt, R OBP: 0.376, SLG: 0.292 (1, 4) X	0-0 F3		0-0 1-3			0-0 SH2-4 1-2		0-0 F9	
Willie Mays, R OBP: 0.357, SLG: 0.458 (1, 8) X	0-0 HR			0-0 1-3		0-0 2-H 1B		0-0 FC 2B	
Willie McCovey, L OBP: 0.389, SLG: 0.574 (1, 3) S S S	0-3 K			0-0 FC5-4 1B		0-3 K		0-0 FC 5-3 1B 2-H	
Jim Davenport, R OBP: 0.261, SLG: 0.236 (8, 5) S S S									
Jim Ray Hart, R OBP: 0.337, SLG: 0.464 (1, 5) (8, 7) B B B B		4-0 FC5-4 BB		0-0 FC5-4 1-2f		0-0 F2		0-0 5-3 1B 1-2	
Dick Dietz, R OBP: 0.371, SLG: 0.433 (1, 2) X		0-0 FC5-4 L4-3 1-2f		0-3 K			0-0 5-3	0-0 5-3 1-2 2-3	
Ty Cline, L OBP: 0.254, SLG: 0.270 (1, 7) (8, 3) X		0-0 L4-3 1-2			0-0 L9		0-0 1B 1B	4-0 IBB	
Hal Lanier, R OBP: 0.202, SLG: 0.212 (1, 6) X		0-0 1-3			0-0 G3		0-3 K	0-0 F9	
Gaylord Perry, R OBP: 0.152, SLG: 0.130 (1, 1) S S S			0-3 K		0-0 F4		0-0 1-3 1B		

Inning Stats	R: 1	H: 1	E: 0	K: 1	S: 6	LOB: 0	BB: 0	P: 6
	R: 0	H: 0	E: 0	K: 0	S: 3	LOB: 1	BB: 1	P: 7
	R: 0	H: 0	E: 0	K: 1	S: 5	LOB: 0	BB: 0	P: 5
	R: 0	H: 1	E: 0	K: 1	S: 6	LOB: 1	BB: 0	P: 6
	R: 0	H: 0	E: 0	K: 0	S: 3	LOB: 0	BB: 0	P: 3
	R: 1	H: 1	E: 0	K: 1	S: 6	LOB: 1	BB: 1	P: 10
	R: 0	H: 2	E: 0	K: 1	S: 7	LOB: 2	BB: 0	P: 7
	R: 1	H: 2	E: 1	K: 0	S: 6	LOB: 3	BB: 1	P: 10

PITCHER	IP	WLS	BF	H	R	ER	SO	BB	IBB	HBP	BLK	WP	HR	S	P	ERA	WHIP
Bill Hands, R ERA: 2.95 (1, 1)	7.1	L	32	7	3	3	5	2	0	0	0	0	1	40	48	3.68	1.227
Jack Lamabe, R ERA: 4.45 (8, 1)	0.2		3	0	0	0	0	0	1	0	0	0	0	2	6	0.00	0.000

BOTTOM

Chicago Cubs @ San Francisco Giants
Candlestick Park, San Francisco, CA

Mon Aug 26 1968, 6:33 AM EDT
Att. 5,856 - Sunny - 75 F

AB	R	H	RBI	BB	SO	LOB
3	1	0	0	1	0	2
3	0	0	0	0	0	0
4	2	3	2	0	0	0
3	0	1	0	0	2	1
1	0	0	1	0	0	0
3	0	1	0	1	0	2
4	0	0	0	0	1	4
3	0	1	0	1	0	1
4	0	0	0	0	1	5
3	0	1	0	0	1	0

AB	31
R	3
H	7
RBI	3
BB	3
SO	5
LOB	15

livebaseballscorecards.com

GIANTS

WP	PA
0	35

PITCHER	IP	WLS	BF	H	R	ER	SO	BB	IBB	HBP	BLK	WP	HR	S	P	ERA	WHIP
Bill Hands, R ERA: 2.95 (1, 1)	7.1	L	32	7	3	3	5	2	0	0	0	0	1	40	48	3.68	1.227
Jack Lamabe, R ERA: 4.45 (8, 1)	0.2		3	0	0	0	0	0	1	0	0	0	0	2	6	0.00	0.000

Batter	1	2	3	4	5	6	7	8	9	AB R H RBI BB SO LOB	TOP	
Don Kessinger, S OBP: 0.290, SLG: 0.296 (1, 6) X	0-0 L7		4-0 WP 1B BB		0-0 F2			0-0 F8		3 1 0 0 1 0 1		
Glenn Beckert, R OBP: 0.310, SLG: 0.356 (1, 4) X	0-0 F1		0-0 1B 1-H 2-H			0-0 F2		0-0 6-3		4 0 1 2 0 0 0		
Billy Williams, L OBP: 0.336, SLG: 0.480 (1, 9) X	0-0 F5		0-3 K			0-0 FC5-4 1B			0-0 L7	4 0 1 0 0 1 0		
Ron Santo, R OBP: 0.359, SLG: 0.416 (1, 5) X		0-0 1B		0-0 FC1-6 1B		0-0 FC5-4 1-2f		0-0 F8	0-0 F8	4 0 2 0 0 0 1		
14 Ernie Banks, R OBP: 0.292, SLG: 0.479 (1, 3) SSS		0-3 K		0-0 FC1-6 G4-6-3 1-2f		0-0 F3		0-0 HR 2B	0-0 HR 2B	4 1 1 0 0 1 3		
Willie Smith, L OBP: 0.284, SLG: 0.387 (1, 7) (6, 1) X		0-0 L7		0-0 G4-6-3 1-2f			0-3 K	0-0 HR 2-H	0-0 HR	4 1 1 2 0 1 2		
Al Spangler, L OBP: 0.346, SLG: 0.365 (1, 8) X		0-0 1-3			4-0 BB		0-0 F9	0-0 F9	0-0 F9	3 0 0 0 1 0 1		
Randy Hundley, R OBP: 0.291, SLG: 0.327 (1, 2) X			0-0 F9		0-3 K		0-0 F4			3 0 0 0 0 1 1		
Randy Bobb, R OBP: 0.250, SLG: 0.250 (8, 2) SSS					0-3 K					0 0 0 0 0 0 0		
Archie Reynolds, R OBP: 0.500, SLG: 1.000 (1, 1) X			0-0 WP 1B 2B		0-3 K			0-0 F8		1 1 1 0 0 0 0		
Jack Lamabe, R OBP: 0.200, SLG: 0.200 (4, 1) SSS										0 0 0 0 0 0 0		
John Upham, L OBP: 0.143, SLG: 0.143 (5, PH)										1 0 0 0 0 1 1		
Bill Stoneman, R (5, 1)										0 0 0 0 0 0 0		
Jim Hickman, R OBP: 0.289, SLG: 0.382 (6, 7)										1 0 0 0 0 0 0		
Inning Stats	R: 0 H: 0 E: 0 LOB: 0 K: 0 BB: 0 S: 3 P: 3	R: 0 H: 1 E: 0 LOB: 1 K: 1 BB: 0 S: 6 P: 6	R: 2 H: 2 E: 0 LOB: 0 K: 1 BB: 1 S: 6 P: 10	R: 0 H: 1 E: 0 LOB: 0 K: 0 BB: 0 S: 3 P: 3	R: 0 H: 0 E: 0 LOB: 1 K: 2 BB: 1 S: 7 P: 11	R: 0 H: 1 E: 0 LOB: 1 K: 0 BB: 0 S: 4 P: 4	R: 0 H: 0 E: 0 LOB: 0 K: 1 BB: 0 S: 5 P: 5	R: 0 H: 0 E: 0 LOB: 0 K: 0 BB: 0 S: 3 P: 3	R: 2 H: 2 E: 0 LOB: 0 K: 0 BB: 0 S: 5 P: 5	1B: 4 SF: 0 2B: 2 SAC: 0 3B: 0 DP: 1 HR: 1 HBP: 0	WP: 1 PA: 34 PB: 0 SB: 0 CS: 0	
PITCHER Bobby Bolin, R ERA: 1.91 (1, 1)	IP WLS BF H R ER SO BB IBB HBP BLK WP HR S P ERA WHIP											
	9.0 W 34 7 4 4 5 2 0 0 0 1 1 42 50 4.00 1.000											

Chicago Cubs @ San Francisco Giants
Candlestick Park, San Francisco, CA

Tue Aug 27 1968, 10:05 PM EDT
Att: 6,578 - Unknown - 60 F

livebaseballscorecards.com

AB	32
R	4
H	7
RBI	4
BB	2
SO	5
LOB	10



Batter	1	2	3	4	5	6	7	8	9	AB	R	H	RBI	BB	SO	LOB
Bobby Bonds, R OBP: 0.345, SLG: 0.400 (1, 9) BBB	4-0 FC3-6 BB	0-0 FC4-6 1-2f 2-3 3-H		0-0 HR 1-H 2-H		0-0 HR 1-H	0-3 K			4	2	2	6	1	1	2
Ty Cline, L OBP: 0.253, SLG: 0.265 (1, 7) X	0-0 FC3-6 E 1-2f	0-0 L6		0-0 L5		4-0 2B 1B BB		0-0 L3-1		4	1	0	0	1	0	3
Willie Mays, R OBP: 0.357, SLG: 0.460 (1, 8) SS	0-3 K		0-0 F9		0-0 1B	0-0 1B 2B		0-0 6-3		5	1	2	0	0	1	1
Willie McCovey, L OBP: 0.387, SLG: 0.568 (1, 3) X	0-0 E6 1-3		0-0 4-3		0-0 F9	4-0 1B IBB		0-0 F8		4	0	0	0	1	0	2
Jim Ray Hart, R OBP: 0.336, SLG: 0.462 (1, 5) SS	0-3 K		0-0 F8		0-0 F9	0-0 WP 1B 1-3 2-H 3-H				4	0	1	2	0	1	3
Dick Dietz, R OBP: 0.373, SLG: 0.430 (1, 2) X		0-0 6-3		4-0 FC3-6 BB	4-0 BB	0-3 K				2	0	0	0	2	1	2
Bob Schroder, L OBP: 0.270, SLG: 0.281 (1, 4) X		0-0 1B FC4-6 1B		0-0 FC3-6 WP HR 1-2f	0-0 4-3	0-0 3-1				4	2	1	0	0	0	5
Hal Lanier, R OBP: 0.204, SLG: 0.213 (1, 6) X		0-0 FC4-6 BB 1B 1-3		0-0 F7		4-0 HR BB	0-0 5-3			3	1	1	0	1	0	1
Bobby Bolin, R OBP: 0.175, SLG: 0.057 (1, 1) BBB		4-0 FC4-6 BB 1-2		4-0 HR BB 1-2		0-3 K	0-0 1-3			2	1	0	0	2	1	1

Inning Stats	R: 0	H: 0	E: 1	LOB: 2	K: 2	P: 12	R: 1	H: 2	E: 0	LOB: 2	K: 0	P: 9	R: 0	H: 0	E: 0	LOB: 0	K: 0	P: 3	R: 3	H: 1	E: 0	LOB: 0	K: 0	P: 12	R: 0	H: 1	E: 0	LOB: 2	K: 0	P: 8	R: 4	H: 3	E: 0	LOB: 2	K: 2	P: 22	R: 0	H: 0	E: 0	LOB: 0	K: 1	P: 5	R: 0	H: 0	E: 0	LOB: 0	K: 0	P: 3
	0	0	1	2	2	12	1	2	0	2	0	9	0	0	0	3	0	0	3	3	1	0	0	12	0	1	0	0	2	0	8	4	3	0	22	0	0	0	0	1	5	0	0	0	3			

PITCHER																	1B	SF	WP	PA
IP	WLS	BF	H	R	ER	SO	BB	IBB	HBP	BLK	WP	HR	S	P	ERA	WHIP	1B	SF	WP	PA
3.2	L	18	2	3	3	2	4	0	0	0	1	0	18	34	7.36	1.636	4	0	2	40
0.1		2	1	1	1	0	0	0	0	0	0	1	2	2	27.00	3.000	1	0	0	0
1.1		12	4	4	4	1	3	1	0	0	0	1	10	26	27.00	5.250	0	0	0	0
2.2		8	0	0	0	2	0	0	0	0	1	0	12	12	0.00	0.000	0	0	0	0

BOTTOM

Chicago Cubs @ San Francisco Giants
Candlestick Park, San Francisco, CA

Tue Aug 27 1968, 10:05 PM EDT
Att. 6,578 - Unknown - 60 F

livebaseballscorecards.com

AB	32
R	8
H	7
RBI	8
BB	8
SO	5
LOB	20

GIANTS

WP: 2	PA: 40
PB: 0	CS: 0
SB: 1	

Batter	1	2	3	4	5	6	7	8	9	AB R H RBI BB SO LOB	TOP																
Jose Herrera, R (1, 7) OBP: 0.270, SLG: 0.257	0-3 K		0-0 1B		0-0 SH1-4 1B		4-0 6-3 BB		0-0 FC6-2	4 0 2 0 1 1 3																	
Hector Torres, R (1, 6) OBP: 0.256, SLG: 0.260	0-3 K			0-0 SH1-4 1B	0-0 SH1-4	0-0 6-3	0-0 5-3	0-0 5-3	0-0 5-3	4 1 1 0 0 1 3 0 0 0 0 0 0 0																	
Julio Gotay, R (9, 4) OBP: 0.267, SLG: 0.287				0-0 SH1-4 1B	1-2	1-2																					
Jimmy Wynn, R (1, 8) OBP: 0.377, SLG: 0.451	0-0 F2			0-0 BB SH1-4 WP 1B	0-0 1B	0-0 6-3	0-0 6-3			4 1 2 0 0 0 1																	
Rusty Staub, L (1, 3) OBP: 0.380, SLG: 0.397		0-0 1B		0-0 SH1-4	0-3 K			0-0 3-1		3 0 1 0 0 1 2																	
Denis Menke, R (1, 4) OBP: 0.333, SLG: 0.337		0-3 K		4-0 WP BB WP IBB	0-0 F7			0-0 F4		3 1 0 0 1 1 3																	
Bob Aspromonte, R (1, 5) OBP: 0.305, SLG: 0.287		0-0 F6		4-0 WP WP BB	0-0 4-3			0-0 4-3		3 0 0 1 1 0 1																	
John Bateman, R (1, 2) OBP: 0.293, SLG: 0.337		0-0 F9		4-0 WP IBB	0-3 K	0-3 K			0-0 SH1-4 PB FC6-2 1B	3 0 1 0 1 1 1 0 0 0 0 0 0 0 0 0 0 0 0 0 0	AB 30 R 3 H 7 RBI 1 BB 5 SO 8 LOB 19																
Dick Simpson, R (9, PR) OBP: 0.295, SLG: 0.326				1-2 2-3 3-H																							
Ron Brand, R (9, 2) OBP: 0.259, SLG: 0.171				1-2 2-3 3-H																							
Norm Miller, L (1, 9) OBP: 0.291, SLG: 0.358			0-0 1-3	0-3 K	0-0 F8	0-0 F8			4-0 FC6-2 SH1-4 BB	3 0 0 0 1 1 3																	
Mike Cuellar, L (1, 1) OBP: 0.220, SLG: 0.300			0-0 F9	0-3 K	0-3 K	0-3 K			0-0 SH1-4	3 0 0 0 0 2 2 0																	
Steve Shea, R (8, 1)				1-2 2-3 3-H					1-2 2-3																		
Lee Thomas, L (9, PH) OBP: 0.232, SLG: 0.220																											
John Buzhardt, R (9, 1) OBP: 0.200, SLG: 0.143																											
Inning Stats	R: 0 E: 0 K: 2 S: 7	H: 0 LOB: 0 BB: 0 P: 7	R: 0 E: 0 K: 1 S: 6	H: 1 LOB: 1 BB: 0 P: 6	R: 0 E: 0 K: 0 S: 3	H: 1 LOB: 1 BB: 0 P: 3	R: 3 E: 0 K: 2 S: 9	H: 2 LOB: 2 BB: 3 P: 21	R: 0 E: 0 K: 1 S: 7	H: 2 LOB: 2 BB: 0 P: 7	R: 0 E: 0 K: 1 S: 5	H: 0 LOB: 0 BB: 0 P: 5	R: 0 E: 0 K: 1 S: 5	H: 0 LOB: 1 BB: 1 P: 9	R: 0 E: 0 K: 0 S: 3	H: 0 LOB: 0 BB: 0 P: 3	R: 0 E: 0 K: 0 S: 4	H: 1 LOB: 2 BB: 1 P: 8	1B: 7 2B: 0 3B: 0 HR: 0	SF: 0 SAC: 3 DP: 0 HBP: 0	WP: 2 PB: 1 SB: 0 CS: 0	PA: 38					
PITCHER	IP WLS BF H R ER SO BB IBB HBP BLK WP HR S P ERA WHIP																										
Ray Sadecki, L (1, 1) ERA: 3.04	5.0		23	6	3	3	6	1	2	0	0	2	0	32	44	5.40	1.400										
Ron Herbel, R (6, 1) ERA: 2.92	2.0		7	0	0	0	2	1	0	0	0	0	0	10	14	0.00	0.500										
Frank Linzy, R (8, 1) ERA: 2.73	2.0	W	8	1	0	0	0	1	0	0	0	0	0	7	11	0.00	1.000										

Houston Astros @ San Francisco Giants
Candlestick Park, San Francisco, CA
Wed Aug 28 1968, 6:33 AM EDT
Att. 4,711 - Unknown

livebaseballscorecards.com



Batter	1	2	3	4	5	6	7	8	9	AB	R	H	RBI	BB	SO	LOB
Bobby Bonds, R OBP: 0.346, SLG: 0.397 (1, 9)	0-3 K		0-3 K		0-3 K			0-0 WP SH1-4 SF7 1B	4-0 BB BB	4	1	1	1	1	3	3
Ron Hunt, R OBP: 0.374, SLG: 0.290 (1, 4)	0-0 6-3			0-0 F7	0-0 F9			0-0 SH1-4	1-2 BB	3	0	0	0	0	0	2
Willie Mays, R OBP: 0.356, SLG: 0.459 (1, 8)	0-3 K			0-0 BB 1B		0-0 F9		0-0 SF7	2-H	3	0	1	1	0	1	0
Willie McCovey, L OBP: 0.388, SLG: 0.574 (1, 3)		0-3 K		4-0 BB BB BB BB	4-0 G6-4-3 BB	0-0 HR		0-3 K		3	1	1	1	1	2	0
Jim Ray Hart, R OBP: 0.336, SLG: 0.459 (1, 5)		0-0 F8		0-0 G6-4-3		0-0 5-3			0-0 BB 1-3 FC4-2 1B	4	0	1	0	0	0	2
Jesus Alou, R OBP: 0.264, SLG: 0.303 (1, 7)		0-0 F5		0-0 F8	0-0 F8	0-0 4-3			0-0 1-3	4	0	0	0	0	0	1
Bob Barton, R OBP: 0.313, SLG: 0.286 (1, 2)			0-0 6-3		0-0 2B 1B 1B		0-0 F5		4-0 FC4-2 BB IBB	1	0	0	0	0	0	0
Dick Dietz, R OBP: 0.376, SLG: 0.430 (4, 2)										2	2	1	0	1	0	0
Hal Lanier, R OBP: 0.205, SLG: 0.216 (1, 6)			0-0 4-3		0-0 2B		0-0 F4		4-0 BB BB FC4-2 BB	3	0	1	0	0	0	0
Ty Cline, L OBP: 0.256, SLG: 0.265 (9, PH)					1-3 2B				1-2 2-3 BB	0	0	0	0	1	0	0
Ray Sadecki, L OBP: 0.156, SLG: 0.125 (1, 1)			0-0 1B		0-0 3-H 1B		0-0 F9		0-0 FC4-2 BB	1	0	1	0	0	0	0
Jim Davenport, R OBP: 0.283, SLG: 0.239 (5, PH)									1-2 2-3 3-H	1	0	1	0	0	0	0
Ron Herdell, R OBP: 0.248, SLG: 0.218 (6, 1)										0	0	0	0	0	0	0
Frank Johnson, R OBP: 0.248, SLG: 0.218 (7, PH)										1	0	0	0	0	0	0
Frank Linzy, R OBP: 0.263, SLG: 0.273 (8, 1)										0	0	0	0	0	0	0
Bob Schroder, L OBP: 0.263, SLG: 0.273 (9, PH)										1	0	0	0	0	0	3

Inning Stats	R: 0	H: 0	E: 0	K: 2	S: 7	R: 0	H: 0	E: 0	K: 1	S: 5	R: 0	H: 1	E: 0	K: 1	S: 6	R: 0	H: 1	E: 0	K: 0	S: 3	R: 1	H: 3	E: 0	K: 1	S: 8	R: 1	H: 1	E: 0	K: 0	S: 4	R: 0	H: 0	E: 0	K: 0	S: 3	R: 1	H: 1	E: 0	K: 1	S: 6	R: 1	H: 1	E: 0	K: 0	S: 3	R: 1	H: 3	E: 0	K: 0	S: 3	1B: 6	SF: 1	2B: 1	3B: 0	HR: 1	WP: 1	PA: 37
--------------	------	------	------	------	------	------	------	------	------	------	------	------	------	------	------	------	------	------	------	------	------	------	------	------	------	------	------	------	------	------	------	------	------	------	------	------	------	------	------	------	------	------	------	------	------	------	------	------	------	------	-------	-------	-------	-------	-------	-------	--------

PITCHER	IP	WLS	BF	H	R	ER	SO	BB	IBB	HBP	BLK	WP	HR	S	P	ERA	WHIP
Mike Cuellar, L ERA: 2.44 (1, 1)	7.0		28	7	3	3	5	1	0	0	0	0	1	37	41	3.86	1.143
Steve Shea, R ERA: 2.53 (8, 1)	1.0		3	0	0	0	1	0	0	0	0	0	0	5	5	0.00	0.000
John Buzhardt, R ERA: 2.75 (9, 1)	0.2	L	6	1	1	1	0	2	1	0	0	0	0	3	15	13.50	4.500

BOTTOM

Houston Astros @ San Francisco Giants
Candlestick Park, San Francisco, CA

Wed Aug 28 1968, 6:33 AM EDT
Att: 4,711 - Unknown

AB	31
R	4
H	8
RBI	4
BB	4
SO	6
LOB	11



PITCHER	IP	WLS	BF	H	R	ER	SO	BB	IBB	HBP	BLK	WP	HR	S	P	ERA	WHIP
---------	----	-----	----	---	---	----	----	----	-----	-----	-----	----	----	---	---	-----	------

Batter	1	2	3	4	5	6	7	8	9	AB R H RBI BB SO LOB	TOP											
Jose Herrera, R (1, 4) OBP: 0.268, SLG: 0.282	0-0 HR 2B	0-0 SH1 1-3 3-H		0-0 F9		0-0 G3			0-0 F8	4 1 1 1 0 0 0												
Norm Miller, L (1, 9) OBP: 0.294, SLG: 0.359	0-0 2-3	0-0 E S 1B		0-0 E4 L6-4 1B			0-0 F3		0-0 F6	5 1 2 1 0 0 1												
Jimmy Wynn, R (1, 8) OBP: 0.376, SLG: 0.449	0-3 K	0-0 FC6 1B		0-0 L6-4			0-0 L7			4 0 1 1 0 1 2												
Rusty Staub, L (1, 3) OBP: 0.379, SLG: 0.395	4-0 HR IBB	0-0 FC6					0-0 L7		0-0 F8	3 1 0 0 1 0 1												
Denis Menke, R (1, 6) OBP: 0.332, SLG: 0.343	0-0 HR 1-H 2-H		0-3 K				0-0 1-3		0-0 4-3	4 1 1 3 0 1 0												
Bob Aspromonte, R (1, 5) OBP: 0.305, SLG: 0.285	0-0 6-3		0-0 6-3		4-0 BB			0-0 G3		3 0 0 0 1 0 0												
Lee Thomas, L (1, 7) OBP: 0.243, SLG: 0.228		0-0 1B SH1 1B	0-0 1B		0-0 G3			4-0 FC6-4 BB		3 1 2 0 1 0 1												
John Bateman, R (1, 2) OBP: 0.296, SLG: 0.339		0-0 E 1B 1B	0-0 1B			0-0 F9		0-0 FC6-4		4 1 2 0 0 0 1												
Dave Giusti, R (1, 1) OBP: 0.227, SLG: 0.208		0-0 F3	0-0 1-3			0-0 F9			0-0 5-3	4 0 0 0 0 0 4												
Inning Stats	R: 3 E: 0 K: 1 S: 7	H: 2 LOB: 0 BB: 1 P: 11	R: 3 E: 1 K: 0 S: 7	H: 4 LOB: 1 BB: 0 P: 7	R: 0 E: 0 K: 1 S: 7	H: 2 LOB: 2 BB: 0 P: 7	R: 0 E: 1 K: 0 S: 3	H: 1 LOB: 0 BB: 0 P: 3	R: 0 E: 0 K: 0 S: 3	H: 0 LOB: 1 BB: 1 P: 7	R: 0 E: 0 K: 0 S: 3	H: 0 LOB: 0 BB: 0 P: 3	R: 0 E: 0 K: 0 S: 3	H: 0 LOB: 1 BB: 1 P: 7	R: 0 E: 0 K: 0 S: 3	H: 0 LOB: 0 BB: 0 P: 3	R: 0 E: 0 K: 0 S: 3	H: 0 LOB: 0 BB: 0 P: 3	1B: 7 2B: 2 3B: 0 HR: 1	SF: 0 SAC: 1 DP: 1 HBP: 0	WP: 0 PB: 0 SB: 1 CS: 0	PA: 38
PITCHER	IP WLS BF H R ER SO BB IBB HBP BLK WP HR S P ERA WHIP																					
Juan Marichal, R (1, 1) ERA: 2.31	1.2 L 12 6 6 4 1 0 1 0 0 0 0 1 13 17 21.60 3.600																					
Joe Gibbon, L (2, 1) ERA: 1.56	4.1 16 3 0 0 1 1 0 0 0 0 0 0 17 21 0.00 0.923																					
Bill Monbouquette, R (7, 1) ERA: 4.17	2.0 7 0 0 0 0 1 0 0 0 0 0 0 6 10 0.00 0.500																					
Ron Herbel, R (9, 1) ERA: 2.84	1.0 3 0 0 0 0 0 0 0 0 0 0 0 3 3 0.00 0.000																					

Houston Astros @ San Francisco Giants
 Candlestick Park, San Francisco, CA
 Thu Aug 29 1968, 6:33 AM EDT
 Att. 5,449 - Unknown

livebaseballscorecards.com

AB	34
R	6
H	9
RBI	6
BB	3
SO	2
LOB	10



Batter	1	2	3	4	5	6	7	8	9	AB R H RBI BB SO LOB
Bobby Bonds, R OBP: 0.349, SLG: 0.404 (1, 9) (2, 8)	0-0 6-3			0-0 5-3		0-0 1B 1B		0-0 1-3 2B		4 0 2 0 0 0 0
Ron Hunt, R OBP: 0.373, SLG: 0.290 (1, 4)	0-0 F9			0-0 F4		0-0 1-2 1B		0-0 6-3		4 0 1 1 0 0 1
Willie Mays, R OBP: 0.355, SLG: 0.458 Jesus Alou, R OBP: 0.261, SLG: 0.300 (1, 8) (2, 9)	0-3 K			0-0 F3		0-0 5-3		0-0 3-H 5-3		1 0 0 0 0 1 0 3 0 0 0 0 0 3
Willie McCovey, L OBP: 0.385, SLG: 0.568 (1, 3)		0-0 4-3			0-0 F9		0-3 K		0-0 F9	4 0 0 0 0 1 0
Jim Ray Hart, R OBP: 0.335, SLG: 0.456 (1, 5)		0-0 5-3			4-0 BB BB BB		0-0 F6		0-0 F2	3 0 0 0 1 0 0
Dick Dietz, R OBP: 0.374, SLG: 0.427 (1, 2)		0-0 F8			0-3 K		0-0 1B		0-0 F4	4 0 1 0 0 1 1
Ty Cline, L OBP: 0.253, SLG: 0.262 (1, 7)			0-0 L4		0-0 L6		0-0 L9			3 0 0 0 0 0 2
Hal Lanier, R OBP: 0.204, SLG: 0.215 Bill Monbouquette, R OBP: 0.179, SLG: 0.154 Bob Schroder, L OBP: 0.282, SLG: 0.273 Ron Herbel, R (8, PH) (9, 1)			0-0 F3			0-3 K		1-0 2B 6-3 HBP		2 0 0 0 0 1 0 0 0 0 0 0 0 0 0 1 0 0 0 0 0 0 0 0 0 0 0 0
Juan Marichal, R OBP: 0.193, SLG: 0.200 Joe Gibbon, R (2, 1) Nate Oliver, R OBP: 0.197, SLG: 0.214 (6, PH) (7, 6)			0-0 2-3			0-3 K		0-0 F7		0 0 0 0 0 0 0 1 0 0 0 0 0 0 2 0 0 0 0 1 1


Inning Stats	R: 0 E: 0 K: 1 S: 5	H: 0 LOB: 0 BB: 0 P: 5	R: 0 E: 0 K: 0 S: 3	H: 0 LOB: 0 BB: 0 P: 3	R: 0 E: 0 K: 0 S: 3	H: 0 LOB: 0 BB: 0 P: 3	R: 0 E: 0 K: 1 S: 3	H: 0 LOB: 1 BB: 1 P: 9	R: 0 E: 0 K: 2 S: 9	H: 2 LOB: 2 BB: 0 P: 9	R: 0 E: 0 K: 1 S: 6	H: 1 LOB: 1 BB: 0 P: 6	R: 1 E: 0 K: 0 S: 4	H: 1 LOB: 1 BB: 0 P: 5	R: 0 E: 0 K: 0 S: 3	H: 0 LOB: 0 BB: 0 P: 3	1B: 3 2B: 1 3B: 0 HR: 0	SF: 0 SAC: 0 DP: 0 HBP: 1
PITCHER Dave Giusti, R ERA: 2.98 (1, 1)	IP: 9.0 WLS: W BF: 33 H: 4 R: 1 ER: 1 SO: 5 BB: 1 IBB: 0 HBP: 1 BLK: 0 WP: 0 HR: 0 S: 41 P: 46 ERA: 1.00 WHIP: 0.556																	
PITCHER	IP	WLS	BF	H	R	ER	SO	BB	IBB	HBP	BLK	WP	HR	S	P	ERA	WHIP	

BOTTOM

Houston Astros @ San Francisco Giants
Candlestick Park, San Francisco, CA

Thu Aug 29 1968, 6:33 AM EDT
Att. 5,449 - Unknown

AB	31
R	1
H	4
RBI	1
BB	1
SO	5
LOB	8



WP: 0 PA: 33
PB: 0
SB: 0
CS: 0

livebaseballscorecards.com

Batter	1	2	3	4	5	6	7	8	9	AB R H RBI BB SO LOB	TOP																						
Willie Crawford, L (1, 7) OBP: 0.324, SLG: 0.316	0-3 K		0-0 1-3			0-0 1B	0-0 6-3		0-0 E4	5 2 1 0 0 1 2	<p>Los Angeles Dodgers @ San Francisco Giants Candlestick Park, San Francisco, CA</p> <p>Fri Aug 30 1968, 10:05 PM EDT Att. 10,465 - Unknown</p> <p>livebaseballscorecards.com</p>																						
Willie Davis, L (1, 8) OBP: 0.285, SLG: 0.360	0-0 E9 3-1 1B			0-0 G3		0-0 1B		0-0 1B	0-0 E	5 2 4 1 0 0 0																							
Tom Haller, L (1, 2) OBP: 0.343, SLG: 0.384	0-0 3-1			0-0 E4		4-0 1B		0-3 K	0-0 E3	4 0 1 0 1 1 2																							
Len Gabrielson, L (1, 9) OBP: 0.327, SLG: 0.428	0-3 K			0-0 F7		0-0 F4		0-0 4-3	0-0 F8	5 0 0 0 0 1 8																							
Jim Lefebvre, S (1, 3) OBP: 0.276, SLG: 0.299		0-0 4-3		0-3 K		0-0 E9		4-0 1B		3 0 1 2 1 1 1																							
Ron Fairly, L (8, 3) OBP: 0.291, SLG: 0.281						1-3 2-H 3-H 1B				0 0 0 0 0 0 0																							
Bob Bailey, R (1, 5) OBP: 0.314, SLG: 0.346		0-0 F7			0-3 K			0-0 1B		3 0 0 0 0 2 2																							
Ken Boyer, R (8, PH) OBP: 0.308, SLG: 0.358								1-3 2-H 1B		1 0 1 1 0 0 0																							
Paul Popovich, S (1, 4) OBP: 0.270, SLG: 0.264		0-0 P4-3			0-0 P6-3		0-0 P4-3		0-0 P1-3	4 0 0 0 0 0 0																							
Zoilo Versalles, R (1, 6) OBP: 0.246, SLG: 0.268			0-0 4-3		0-0 6-3		0-0 4-3		0-0 E	4 1 2 0 0 0 0																							
Claude Osteen, L (1, 1) OBP: 0.157, SLG: 0.188			0-3 K			0-0 6-3		0-0 4-3	0-0 SH5-3	3 0 0 0 0 1 1																							
Jim Brewer, L (9, 1) OBP: 0.250, SLG: 0.250							1-3		1-2	0 0 0 0 0 0 0																							
Inning Stats	R: 0 E: 1 K: 2 S: 8	H: 1 LOB: 1 BB: 0 P: 8	R: 0 E: 0 K: 0 S: 3	H: 0 LOB: 0 BB: 0 P: 3	R: 0 E: 0 K: 1 S: 5	H: 0 LOB: 0 BB: 0 P: 5	R: 0 E: 1 K: 1 S: 6	H: 0 LOB: 1 BB: 0 P: 6	R: 0 E: 0 K: 1 S: 5	H: 0 LOB: 0 BB: 0 P: 5	R: 2 E: 1 K: 1 S: 8	H: 3 LOB: 2 BB: 1 P: 12	R: 0 E: 0 K: 0 S: 4	H: 1 LOB: 1 BB: 0 P: 4	R: 1 E: 0 K: 1 S: 6	H: 2 LOB: 2 BB: 1 P: 10	R: 2 E: 2 K: 0 S: 7	H: 3 LOB: 2 BB: 0 P: 7	1B: 10 2B: 0 3B: 0 HR: 0	SF: 0 SAC: 1 DP: 0 HBP: 0	WP: 0 PB: 0 SB: 1 CS: 0	PA: 40											
PITCHER Gaylord Perry, R (1, 1) ERA: 2.36	IP 9.0	WLS L	BF 40	H 10	R 5	ER 3	SO 7	BB 0	IBB 2	HBP 0	BLK 0	WP 0	HR 0	S 52	P 60	ERA 3.00	WHIP 1.111																
											PITCHER	IP	WLS	BF	H	R	ER	SO	BB	IBB	HBP	BLK	WP	HR	S	P	ERA	WHIP					




Batter	1	2	3	4	5	6	7	8	9	AB	R	H	RBI	BB	SO	LOB
Bobby Bonds, R OBP: 0.346, SLG: 0.398 (1, 9)	0-0 F9		0-3 K		4-0 P4-3 BB		0-0 6-3		0-0 SF8	3	0	0	1	1	1	0
Ron Hunt, R OBP: 0.371, SLG: 0.289 (1, 4)	0-0 2B 1B		0-0 F8		0-0 P4-3		0-0 P4-3		0-0 E5	5	1	1	0	0	0	2
Willie Mays, R OBP: 0.354, SLG: 0.457 (1, 8)	0-0 3-1 2B		0-3 K		0-3 K			0-0 F9	0-3 K	5	0	1	1	0	3	3
Willie McCovey, L OBP: 0.386, SLG: 0.567 (1, 3)	0-0 3-1			1-0 1B HBP		0-0 5-3 1B 1B		0-0 F8		3	1	1	0	0	0	1
Jim Ray Hart, R OBP: 0.332, SLG: 0.451 (1, 5)	0-0 6-3			0-3 K		0-0 1-3		0-0 F8		4	0	0	0	0	1	3
Dick Dietz, R OBP: 0.369, SLG: 0.420 (1, 2)		0-0 6-3		0-3 K		0-0 5-3			0-0 6-3	4	0	0	0	0	1	2
Jesus Alou, R OBP: 0.267, SLG: 0.305 (1, 7)		0-0 6-3		0-0 1B		0-0 1B			0-0 1B 1B	4	1	3	1	0	0	0
Hal Lanier, R OBP: 0.203, SLG: 0.214 (1, 6)		0-0 E6		0-0 P4-3		0-0 F8			0-0 1B SF8 1B	3	0	0	0	0	0	3
Jim Davenport, R OBP: 0.286, SLG: 0.242 (9, PH)									1-2 SF8 1B	1	1	1	0	0	0	0
Gaylord Perry, R OBP: 0.146, SLG: 0.125 (1, 1)		0-0 6-3			0-3 K		0-0 5-3		0-0 1B E	3	0	0	0	0	1	1
Jack Hiatt, R OBP: 0.333, SLG: 0.337 (9, PH)									1-3 2-H 1B	1	0	1	1	0	0	0
Nate Oliver, R OBP: 0.197, SLG: 0.214 (9, PR)										0	0	0	0	0	0	0

Inning Stats	R: 1	H: 2	E: 0	K: 0	S: 5	R: 0	H: 0	E: 1	K: 0	S: 4	R: 0	H: 0	E: 0	K: 2	S: 7	R: 0	H: 1	E: 0	K: 2	S: 8	R: 0	H: 0	E: 0	K: 2	S: 7	R: 1	H: 2	E: 0	K: 0	S: 5	R: 0	H: 0	E: 0	K: 0	S: 3	R: 0	H: 0	E: 0	K: 0	S: 3	R: 2	H: 3	E: 1	K: 1	S: 9	1B: 7	SF: 1	2B: 1	3B: 0	HR: 0							
LOB: 1	BB: 0	P: 5	LOB: 1	BB: 0	P: 4	LOB: 0	BB: 0	LOB: 1	BB: 0	P: 7	LOB: 2	BB: 0	LOB: 1	BB: 1	P: 11	LOB: 1	BB: 0	LOB: 0	BB: 0	P: 3	LOB: 0	BB: 0	LOB: 0	BB: 0	P: 3	LOB: 2	BB: 0	LOB: 2	BB: 0	P: 9	LOB: 0	BB: 0	LOB: 0	BB: 0	P: 9	SAC: 0	DP: 0	HBP: 1	WP: 0	PA: 39	ERA	WHIP															
PITCHER	IP	WLS	BF	H	R	ER	SO	BB	IBB	HBP	BLK	WP	HR	S	P	ERA	WHIP	PITCHER																		IP	WLS	BF	H	R	ER	SO	BB	IBB	HBP	BLK	WP	HR	S	P	ERA	WHIP					
Claude Osteen, L ERA: 3.1 (1, 1)	8.1	W	36	8	4	4	6	1	0	1	0	0	0	46	51	4.32	1.080																																								
Jim Brewer, L ERA: 2.38 (9, 1)	0.2	S	3	0	0	0	1	0	0	0	0	0	0	5	5	0.00	0.000																																								

Los Angeles Dodgers @ San Francisco Giants
Candlestick Park, San Francisco, CA
 Fri Aug 30 1968, 10:05 PM EDT
 Att. 10,465 - Unknown

AB	36
R	4
H	8
RBI	4
BB	1
SO	7
LOB	15



WP: 0	PA: 39
PB: 0	ERA
SB: 0	WHIP
CS: 0	

Batter	1	2	3	4	5	6	7	8	9	AB R H RBI BB SO LOB	TOP											
Willie Crawford, L (1, 7) OBP: 0.321, SLG: 0.306	4-0 1B BB		0-3 K		0-3 K		0-3 K			3 0 0 0 1 3 2	Los Angeles Dodgers @ San Francisco Giants Candlestick Park, San Francisco, CA Sat Aug 31 1968, 6:33 AM EDT Att: 13,215 - Unknown livebaseballscorecards.com											
Willie Davis, L (1, 8) OBP: 0.284, SLG: 0.359	0-0 P6		0-0 1B		0-0 FC4-6 E			0-0 6-3		4 0 1 0 0 0 3												
Ted Savage, R (1, 9) OBP: 0.243, SLG: 0.315	0-0 F9		0-0 1B		0-0 E6			0-0 FC6-4 1B		4 0 2 0 0 0 2												
Jim Fairey, L (8, 9) OBP: 0.223, SLG: 0.271			1-3 1B		1-3 3-H K			0-0 FC6-4 1B		0 0 0 0 0 0 0												
Jim Lefebvre, S (1, 3) OBP: 0.275, SLG: 0.298	0-0 1-2 1B		0-0 F2		0-3 K			0-0 FC6-4 1-2f		4 0 1 0 0 1 5												
Bob Bailey, R (1, 5) OBP: 0.311, SLG: 0.342	0-0 6-3			0-0 F9		0-3 K		0-0 5-3		4 0 0 0 0 1 3												
Paul Popovich, S (1, 4) OBP: 0.267, SLG: 0.261		0-0 P9		0-0 P6-3		0-0 L9		0-0 P6-3		4 0 0 0 0 0 0												
Zoilo Versalles, R (1, 6) OBP: 0.244, SLG: 0.266		0-3 K		0-0 P5		0-0 6-3		0-0 F9		4 0 0 0 0 1 0												
Jeff Torborg, R (1, 2) OBP: 0.228, SLG: 0.198		0-0 6-3			0-0 FC4-6 E 1B 1B		0-0 6-3		0-0 5-3	4 1 1 0 0 0 0												
Don Sutton, R (1, 1) OBP: 0.224, SLG: 0.200			0-0 L7		0-0 FC4-6 1B		0-0 F5			1 0 0 0 0 0 0												
Mudcat Grant, R (4, 1) OBP: 0.174, SLG: 0.304										2 0 1 0 0 0 0												
Inning Stats	R: 0 E: 0 K: 0 S: 4	H: 1 LOB: 2 BB: 1 P: 8	R: 0 E: 0 K: 1 S: 5	H: 0 LOB: 0 BB: 0 P: 5	R: 0 E: 0 K: 1 S: 7	H: 2 LOB: 2 BB: 0 P: 7	R: 0 E: 0 K: 0 S: 3	H: 0 LOB: 0 BB: 0 P: 3	R: 1 E: 1 K: 2 S: 10	H: 2 LOB: 2 BB: 0 P: 10	R: 0 E: 0 K: 1 S: 5	H: 0 LOB: 0 BB: 0 P: 5	R: 0 E: 0 K: 1 S: 5	H: 0 LOB: 0 BB: 0 P: 5	R: 0 E: 0 K: 0 S: 4	H: 1 LOB: 1 BB: 0 P: 4	R: 0 E: 0 K: 0 S: 3	H: 0 LOB: 0 BB: 0 P: 3	1B: 6 2B: 0 3B: 0 HR: 0	SF: 0 SAC: 0 DP: 0 HBP: 0	WP: 0 PB: 0 SB: 0 CS: 0	PA: 35
PITCHER Mike McCormick, L (1, 1) ERA: 3.39	IP: 9.0 WLS: W BF: 35 H: 6 R: 1 ER: 0 SO: 6 BB: 1 IBB: 0 HBP: 0 BLK: 0 WP: 0 HR: 0 S: 46 P: 50 ERA: 0.00 WHIP: 0.778											PITCHER	IP: 0 WLS: 0 BF: 0 H: 0 R: 0 ER: 0 SO: 0 BB: 0 IBB: 0 HBP: 0 BLK: 0 WP: 0 HR: 0 S: 0 P: 0 ERA: 0.00 WHIP: 0.00									



BOTTOM

Los Angeles Dodgers @ San Francisco Giants
Candlestick Park, San Francisco, CA

Sat Aug 31 1968, 6:33 AM EDT
 Att. 13,215 - Unknown

livebaseballscores.com

AB	30
R	5
H	10
RBI	5
BB	3
SO	2
LOB	16



WP : 0	PA : 37
PB : 0	
SB : 1	
CS : 1	

AB	R	H	RBI	BB	SO	LOB
4	2	2	1	1	0	1
4	0	1	0	0	0	3
3	1	1	3	0	0	1
2	0	0	0	2	1	1
4	0	0	0	0	0	5
4	0	2	1	0	0	0
0	0	0	0	0	0	0
4	0	1	0	0	0	3
4	2	3	0	0	1	1
1	0	0	0	0	0	1
1B: 8	SF: 1					
2B: 2	SAC: 3					
3B: 0	DP: 0					
HR: 0	HBP: 0					

Batter	1	2	3	4	5	6	7	8	9								
Bobby Bonds, R OBP: 0.352, SLG: 0.400 (1, 8) (8, 9)	0-0 P4-3 2B 1B	0-0 1B FC9-6		4-0 SF9 E BB		0-0 F9		0-0 6-3									
Ron Hunt, R OBP: 0.371, SLG: 0.289 (1, 4)	0-0 P4-3 1-2	0-0 1B FC9-6		0-0 E6 S 1-2 2-3		0-0 F8											
Ty Cline, L OBP: 0.253, SLG: 0.267 (1, 7)	0-0 FC6-4 1B 2-H	0-0 FC9-6 1-2f 2-H		0-0 SF9 2-3 3-H		0-0 L1-3											
Willie McCovey, L OBP: 0.387, SLG: 0.564 (1, 3)	4-0 FC6-4 IBB	0-0 F9		4-0 1-2 IBB		0-3 K											
Jim Ray Hart, R OBP: 0.329, SLG: 0.446 (1, 5)	0-0 FC6-4 1B 1-2f 2-3		0-0 5-3	0-0 L5		0-0 5-3											
Jesus Alou, R OBP: 0.269, SLG: 0.308 Willie Mays, R OBP: 0.354, SLG: 0.457 (1, 9) (8, 8)	0-0 1-2 3-H 1B		0-0 CS 1B		0-0 1-3		0-0 6-3										
Jack Hiatt, R OBP: 0.332, SLG: 0.341 (1, 2)	0-0 F9		0-0 F9 1-2		0-0 2B		0-0 1-3										
Hal Lanier, R OBP: 0.208, SLG: 0.219 (1, 6)		0-0 SH1-4 1B		0-0 E SH1-4 SF9 1B		0-3 K		0-0 SH3-4 1B									
Mike McCormick, L OBP: 0.197, SLG: 0.192 (1, 1)		0-0 SH1-4		0-0 SH1-4		0-0 1-3		0-0 SH3-4									
Inning Stats	R: 2 E: 0 K: 0 S: 6	H: 3 LOB: 2 BB: 1 P: 10	R: 2 E: 0 K: 0 S: 6	H: 3 LOB: 1 BB: 0 P: 6	R: 0 E: 0 K: 0 S: 3	H: 1 LOB: 0 BB: 0 P: 3	R: 1 E: 1 K: 0 S: 5	H: 1 LOB: 3 BB: 2 P: 13	R: 0 E: 0 K: 1 S: 6	H: 1 LOB: 1 BB: 0 P: 6	R: 0 E: 0 K: 0 S: 3	H: 0 LOB: 0 BB: 0 P: 3	R: 0 E: 0 K: 1 S: 5	H: 0 LOB: 0 BB: 0 P: 5	R: 0 E: 0 K: 0 S: 4	H: 1 LOB: 1 BB: 0 P: 4	
PITCHER Don Sutton, R ERA: 3.04 Mudcat Grant, R ERA: 2.51	IP 3.0 5.0	WLS L 20	BF 17 20	H 8 2	R 5 0	ER 4 0	SO 0 2	BB 0 1	IBB 0 1	HBP 0 0	BLK 0 0	WP 0 0	HR 0 0	S 16 22	P 20 30	ERA 12.00 0.00	WHIP 2.667 0.600

Batter	1	2	3	4	5	6	7	8	9	AB R H RBI BB SO LOB	TOP	
Wes Parker, S OBP: 0.304, SLG: 0.316 (1, 9) X	0-0 5-3 ①		0-0 6-3 ③		0-0 1-3 ③			0-0 F3 ①		4 0 0 0 0 0 0	Los Angeles Dodgers @ San Francisco Giants Candlestick Park, San Francisco, CA Sun Sep 01 1968, 6:33 AM EDT Att: 17,027 - Unknown livebaseballscorecards.com	
Bart Shirley, R OBP: 0.286, SLG: 0.200 (1, 6) X	0-0 5-3 ②			4-0 2B E BB		0-0 FC6-4 1B		4-0 3B BB	2 2 1 0 2 0 0			
Willie Davis, L OBP: 0.286, SLG: 0.362 (1, 8) X	0-0 1B			0-0 E 1-3 SF9 2B		0-3 K ①		0-0 F6 ②	4 1 2 0 0 1 2			
Ken Boyer, R OBP: 0.307, SLG: 0.365 Jim Fairey, L OBP: 0.223, SLG: 0.271 (1, 3) X (8, PR) (8, 7)	0-0 F2 ③			0-0 F2 ①		0-0 FC6-4 BB 1-2f		0-0 3B 1-H	4 0 1 1 0 0 4 0 0 0 0 0 0 0			
Jim Lefebvre, S OBP: 0.279, SLG: 0.299 Ron Fairly, L OBP: 0.291, SLG: 0.281 (1, 7) X (8, 3)		0-0 F8 ①		0-0 E1 1B 2-3 3-H		4-0 FC4 1-2 BB		0-3 K ③	3 0 1 0 1 1 1 0 0 0 0 0 0 0			
Bob Bailey, R OBP: 0.307, SLG: 0.339 (1, 5) X		0-0 F8 ②		0-0 SF9 ②		0-0 FC4 1-2f		0-0 F8 ①	3 0 0 1 0 0 2			
Paul Popovich, S OBP: 0.264, SLG: 0.258 (1, 4) X		0-0 P8 ③		0-0 L7 ③			0-0 P9 ①	0-0 P1-3 ②	4 0 0 0 0 0 1			
Jeff Torborg, R OBP: 0.219, SLG: 0.189 (1, 2) X			0-0 5-3 ①		0-3 K ①		0-0 F8 ②	0-0 4-3 ③	4 0 0 0 0 1 0			
Bill Singer, R OBP: 0.171, SLG: 0.209 (1, 1) X			0-0 F9 ②		0-0 5-3 ②		0-0 F9 ③		3 0 0 0 0 0 0			
Inning Stats	R: 0 E: 0 K: 0 S: 4 H: 1 LOB: 1 BB: 0 P: 4	R: 0 E: 0 K: 0 S: 3 H: 0 LOB: 0 BB: 0 P: 3	R: 0 E: 0 K: 0 S: 3 H: 0 LOB: 0 BB: 0 P: 3	R: 2 E: 1 K: 0 S: 5 H: 2 LOB: 1 BB: 1 P: 9	R: 0 E: 0 K: 1 S: 5 H: 0 LOB: 0 BB: 0 P: 5	R: 0 E: 0 K: 1 S: 6 H: 1 LOB: 2 BB: 1 P: 10	R: 0 E: 0 K: 0 S: 3 H: 0 LOB: 0 BB: 0 P: 3	R: 1 E: 0 K: 1 S: 6 H: 1 LOB: 1 BB: 1 P: 10	R: 0 E: 0 K: 0 S: 3 H: 0 LOB: 0 BB: 0 P: 3	1B: 3 2B: 1 3B: 1 HR: 0 SF: 1 SAC: 0 DP: 0 HBP: 0		WP: 0 PB: 0 SB: 0 CS: 0 PA: 35
PITCHER Ray Sadecki, L ERA: 3.01 Frank Linzy, R ERA: 2.69	IP WLS BF H R ER SO BB IBB HBP BLK WP HR S P ERA WHIP											IP WLS BF H R ER SO BB IBB HBP BLK WP HR S P ERA WHIP
	(1, 1) 8.0 L 32 5 3 2 3 3 0 0 0 0 0 0 35 47 2.25 1.000											(9, 1) 1.0 3 0 0 0 0 0 0 0 0 0 0 3 3 0.00 0.000



Batter	1	2	3	4	5	6	7	8	9	AB	R	H	RBI	BB	SO	LOB
Bobby Bonds, R OBP: 0.345, SLG: 0.392 (1, 8) x	0-0 F9		0-0 1-3		0-0 5-3			0-0 F8		4	0	0	0	0	0	0
Ron Hunt, R OBP: 0.368, SLG: 0.286 (1, 4) x	0-0 P4-3		0-0 L1		0-0 F7			0-0 P4-3		4	0	0	0	0	0	0
Ty Cline, L OBP: 0.261, SLG: 0.275 (1, 7) x	0-0 1B		0-0 BB 1B			0-0 L5-3			0-0 1B SF8 1B	4	1	3	0	0	0	0
Willie McCovey, L OBP: 0.388, SLG: 0.562 (1, 3) x	0-0 P4-3		4-0 BB 1-2 BB			0-0 1-3			0-0 1-3 1B	3	0	1	0	1	0	1
Jim Ray Hart, R OBP: 0.328, SLG: 0.453 (1, 5) x		0-0 HR	0-0 F8			0-3 K			0-0 SF8	3	1	1	2	0	1	2
Jesus Alou, R OBP: 0.266, SLG: 0.304 (1, 9) x		0-3 K		0-0 P4			0-0 1-3		0-0 F8	4	0	0	0	0	1	1
Jack Hiatt, R OBP: 0.332, SLG: 0.337 (1, 2) x		4-0 BB FC5-4		0-3 K			0-0 5-3		0-0 F2	2	0	0	0	1	1	0
Willie Mays, R OBP: 0.353, SLG: 0.456 (9, PH) x				0-0 K						1	0	0	0	0	0	1
Hal Lanier, R OBP: 0.207, SLG: 0.218 (1, 6) x		0-0 F8		0-0 6-3			0-0 F8			3	0	0	0	0	0	1
Ray Sadecki, L OBP: 0.152, SLG: 0.122 (1, 1) x		0-0 FC5-4			0-0 P4-3			0-0 P4		2	0	0	0	0	0	1
Jim Davenport, R OBP: 0.285, SLG: 0.241 (8, PH) x										1	0	0	0	0	0	0
Frank Linzy, R (9, 1) x		1-2f								0	0	0	0	0	0	0

BOTTOM

Los Angeles Dodgers @ San Francisco Giants
Candlestick Park, San Francisco, CA

livebaseballscorecards.com

AB	31
R	2
H	5
RBI	2
BB	2
SO	3
LOB	7



WP: 0	PA: 34
PB: 0	CS: 0
SB: 0	

PITCHER	IP	WLS	BF	H	R	ER	SO	BB	IBB	HBP	BLK	WP	HR	S	P	ERA	WHIP
Bill Singer, R ERA: 2.89 (1, 1)	9.0		34	5	2	2	3	2	0	0	0	0	1	38	46	2.00	0.778

Sun Sep 01 1968, 6:33 AM EDT
Att. 17,027 - Unknown

Batter	1	2	3	4	5	6	7	8	9	AB R H RBI BB SO LOB	TOP											
Bobby Bonds, R (1, 9) OBP: 0.341, SLG: 0.390	0-0 F9		0-0 SH1-4 2B		0-3 K	0-0 5-3	0-3 K		0-3 K	6 0 1 0 0 3 2												
Ron Hunt, R (1, 4) OBP: 0.368, SLG: 0.286	0-0 F9		0-0 SH1-4		0-0 1B 1B	0-0 F6		0-0 F4		3 1 1 0 0 0 0												
Bob Schroder, L (7, 4) OBP: 0.275, SLG: 0.265			2-3		1B 1B					1 0 0 0 0 0 0												
Willie Mays, R (1, 8) OBP: 0.354, SLG: 0.454	0-0 5-3		4-0 BB		0-0 1B 1B	0-0 6-3		0-3 K		4 1 1 0 1 1 0												
Willie McCovey, L (1, 3) OBP: 0.390, SLG: 0.561		4-0 2B BB	0-0 F6		0-0 F5		4-0 2B 1B BB	0-0 1B 1B		3 2 1 0 2 0 4												
Jim Ray Hart, R (1, 5) OBP: 0.332, SLG: 0.461		0-0 2B 2B	0-0 F7		0-0 1B 1B		0-0 1B 2B	0-0 1B		4 2 3 1 0 0 2												
Jim Davenport, R (7, 5) OBP: 0.287, SLG: 0.244		1-3 2B			1-3 2-H 1B		1-3 1B	1-2 1B		1 0 1 0 0 0 0												
Jesus Alou, R (1, 7) OBP: 0.274, SLG: 0.314		0-0 2B		0-0 1B 1B	0-0 1B BB 1B		0-0 1B HR	0-0 4-3		5 1 4 4 0 0 2												
Jack Hiatt, R (1, 2) OBP: 0.338, SLG: 0.357		0-3 K		0-0 1B L6-3 1B	0-0 1B BB		0-0 HR		0-0 F9	4 1 2 2 1 1 1	AB 41											
Hal Lanier, R (1, 6) OBP: 0.209, SLG: 0.222		0-3 K		0-0 F7	0-0 1B		0-0 HR		0-0 5-3	5 0 2 1 0 1 3	R 8											
Juan Marichal, R (1, 1) OBP: 0.193, SLG: 0.200		0-3 K		0-0 L6-3	0-3 K		0-0 FC6-2 2B		0-0 1B	5 0 1 0 0 2 7	H 17											
Inning Stats	R: 0 E: 0 K: 0 S: 3	H: 0 LOB: 0 BB: 0 P: 3	R: 2 E: 0 K: 3 S: 11	H: 2 LOB: 1 BB: 1 P: 15	R: 0 E: 0 K: 0 S: 4	H: 1 LOB: 2 BB: 1 P: 8	R: 0 E: 0 K: 0 S: 4	H: 2 LOB: 1 BB: 0 P: 4	R: 3 E: 0 K: 2 S: 12	H: 5 LOB: 3 BB: 1 P: 16	R: 0 E: 0 K: 0 S: 3	H: 0 LOB: 0 BB: 0 P: 3	R: 3 E: 0 K: 1 S: 8	H: 4 LOB: 1 BB: 1 P: 12	R: 0 E: 0 K: 1 S: 7	H: 2 LOB: 2 BB: 0 P: 7	R: 0 E: 0 K: 1 S: 6	H: 1 LOB: 1 BB: 0 P: 6	1B: 11 2B: 6 3B: 0 HR: 1	SF: 0 SAC: 1 DP: 1 HBP: 0	WP: 1 PB: 0 SB: 0 CS: 0	PA: 46
PITCHER	IP WLS BF H R ER SO BB IBB HBP BLK WP HR S P ERA WHIP																					
Ken Holtzman, L (1, 1) ERA: 3.39	3.0 L 16 5 2 2 3 2 0 0 0 0 0 0 20 28 6.00 2.333																					
Archie Reynolds, R (4, 1) ERA: 6.75	1.2 9 4 3 3 1 1 0 0 0 0 0 0 10 14 16.20 3.000																					
Chuck Hartenstein, R (5, 1) ERA: 4.54	2.1 12 5 3 3 2 1 0 0 0 1 1 15 19 11.57 2.571																					
Rich Nye, L (8, 1) ERA: 4.15	2.0 9 3 0 0 2 0 0 0 0 0 0 0 13 13 0.00 1.500																					

San Francisco Giants @ Chicago Cubs
 Wrigley Field, Chicago, IL
 Mon Sep 02 1968, 3:33 AM CDT
 Sunny - 71 F

livebaseballscorecards.com

AB 41
R 8
H 17
RBI 8
BB 4
SO 8
LOB 21



BOTTOM

San Francisco Giants @ Chicago Cubs
Wrigley Field, Chicago, IL
Mon Sep 02 1968, 3:33 AM CDT
Sunny - 71 F

livebaseballscorecards.com

AB 37
R 4
H 9
RBI 3
BB 1
SO 8
LOB 16



WP: 0 PA: 38
PB: 0
SB: 0
CS: 0

AB R H RBI BB SO LOB

5 0 0 0 0 2 3

5 2 3 1 0 0 2

4 0 1 0 0 0 1

4 0 1 1 0 1 1

4 1 1 0 0 0 3

0 0 0 0 0 0 0

3 0 0 0 1 2 2

4 0 0 0 0 1 2

4 1 1 0 0 2 2

1 0 0 0 0 0 0
0 0 0 0 0 0 0
1 0 0 0 0 0 0
1 0 1 1 0 0 0
0 0 0 0 0 0 0
1 0 1 0 0 0 0

1B: 8 SF: 0
2B: 0 SAC: 0
3B: 0 DP: 0
HR: 1 HBP: 0

Batter	1	2	3	4	5	6	7	8	9
Don Kessinger, S (1, 6) OBP: 0.293, SLG: 0.298	0-3 K			0-0 4-3		0-0 1-3	0-3 K		0-0 E3
Glenn Beckert, R (1, 4) OBP: 0.319, SLG: 0.368	0-0 F6			0-0 1B 1B 1B		0-0 HR		0-0 4-3 1B	0-0 6-3
Billy Williams, L (1, 9) OBP: 0.331, SLG: 0.470	0-0 F8			0-0 1B 1-3 1B		0-0 F2		0-0 4-3 1-2	
Ron Santo, R (1, 5) OBP: 0.357, SLG: 0.430		0-3 K		0-0 1-3 1B		0-0 F8		0-0 5-3	
14 Ernie Banks, R (1, 3) OBP: 0.289, SLG: 0.466 Dick Nen, L (9, 3) OBP: 0.200, SLG: 0.279		0-0 F8		0-0 F5			0-0 FC5-4 1B BB	0-0 5-3	
Willie Smith, L (1, 7) OBP: 0.289, SLG: 0.384		0-3 K		0-0 4-3		0-0 FC5-4 1-2 BB		0-3 K	
Randy Hundley, R (1, 2) OBP: 0.288, SLG: 0.323			0-0 F9		0-0 F8	0-0 FC5-4 1B 1-2 2-3		0-3 K	
Adolfo Phillips, R (1, 8) OBP: 0.326, SLG: 0.382			0-3 K		0-3 K	0-0 F2		0-0 1B E 1B	
Ken Holtzman, R (1, 1) Archie Reynolds, R (4, 1) Chuck Hartenstein, R (5, 1) Al Spangler, L (7, PH) Rich Nye, L (8, 1) John Upham, L (9, PH)			0-0 4-3		0-0 1-3	0-0 1-3 1B 3-H		0-0 1B E	

Inning Stats	R: 0	H: 0	E: 0	LOB: 0	K: 1	BB: 0	S: 5	P: 5
	R: 0	H: 0	E: 0	LOB: 0	K: 2	BB: 0	S: 7	P: 7
	R: 0	H: 0	E: 0	LOB: 0	K: 1	BB: 0	S: 5	P: 5
	R: 1	H: 3	E: 0	LOB: 2	K: 0	BB: 0	S: 6	P: 6
	R: 0	H: 0	E: 0	LOB: 0	K: 1	BB: 0	S: 5	P: 5
	R: 1	H: 1	E: 0	LOB: 0	K: 0	BB: 0	S: 4	P: 4
	R: 1	H: 2	E: 0	LOB: 2	K: 1	BB: 1	S: 7	P: 11
	R: 0	H: 1	E: 0	LOB: 1	K: 0	BB: 0	S: 4	P: 4
	R: 1	H: 2	E: 1	LOB: 2	K: 2	BB: 0	S: 10	P: 10

PITCHER	IP	WLS	BF	H	R	ER	SO	BB	IBB	HBP	BLK	WP	HR	S	P	ERA	WHIP
Juan Marichal, R (1, 1) ERA: 2.33	9.0	W	38	9	4	3	8	1	0	0	0	0	1	53	57	3.00	1.111

Batter	1	2	3	4	5	6	7	8	9	AB R H RBI BB SO LOB	TOP
Bobby Bonds, R OBP: 0.343, SLG: 0.389 (1, 8) BB	4-0 CS BB		0-0 G4-6-3 1B		0-0 F8		0-3 K			3 0 1 0 1 1 3	
Ron Hunt, R OBP: 0.367, SLG: 0.286 (1, 4) SS	0-3 K 1-2		0-0 G4-6-3 1-2f			0-0 FC1-6 SH2-4 1B	0-0 F8			4 0 1 0 0 1 4	
Ty Cline, L OBP: 0.258, SLG: 0.271 (1, 7) SS	0-3 K2-3			0-0 L7		0-0 SH2-4 1-2		0-0 L3-1		3 0 0 0 0 1 0	
Willie McCovey, L OBP: 0.393, SLG: 0.561 (1, 3)		0-0 1-3		0-0 F9 PB 1B		4-0 FC1-6 IBB		0-0 G5-4-3 1B		3 0 2 0 1 0 0	
Jim Ray Hart, R OBP: 0.329, SLG: 0.457 (1, 5) SS		0-3 K		0-0 F9 1-3		0-0 FC1-6 1-2f 2-3		0-0 G5-4-3 1-2f		4 0 0 0 0 1 4	
Jesus Alou, R OBP: 0.273, SLG: 0.313 (1, 9)		0-0 2B 1B		0-0 4-3		0-0 F8		0-0 F4		4 1 1 0 0 0 3	
Jack Hiatt, R OBP: 0.345, SLG: 0.367 (1, 2)		0-0 1-H 2B		0-0 SH1-4 1B		4-0 SH BB		0-0 F6		3 0 2 1 1 0 0	
Hal Lanier, R OBP: 0.210, SLG: 0.224 (1, 6) SS		0-3 K		0-0 SH1-4 1-2		0-0 SH 1-2		0-0 1B		2 0 1 0 0 1 1	
Bobby Bolin, R OBP: 0.163, SLG: 0.053 Frank Linzy, R (7, 1)			0-0 F8		0-3 K		0-3 K		0-0 F7	3 0 0 0 0 2 3 1 0 0 0 0 0 1	
Inning Stats	R: 0 E: 0 K: 2 S: 6 H: 0 LOB: 0 BB: 1 P: 10	R: 1 E: 0 K: 2 S: 9 H: 2 LOB: 1 BB: 0 P: 9	R: 0 E: 0 K: 0 S: 3 H: 1 LOB: 0 BB: 0 P: 3	R: 0 E: 0 K: 0 S: 4 H: 1 LOB: 1 BB: 0 P: 4	R: 0 E: 0 K: 1 S: 6 H: 1 LOB: 1 BB: 0 P: 6	R: 0 E: 0 K: 0 S: 4 H: 1 LOB: 2 BB: 1 P: 8	R: 0 E: 1 K: 2 S: 8 H: 0 LOB: 2 BB: 1 P: 12	R: 0 E: 0 K: 0 S: 3 H: 1 LOB: 0 BB: 0 P: 3	R: 0 E: 0 K: 0 S: 4 H: 1 LOB: 1 BB: 0 P: 4	1B: 7 2B: 2 3B: 0 HR: 0 SF: 0 SAC: 3 DP: 3 HBP: 0	WP: 0 PB: 1 SB: 0 CS: 1 PA: 36
PITCHER Gary Ross, R ERA: 4.28 Phil Regan, R ERA: 2.11	IP 5.1 WLS BF H R ER SO BB IBB HBP BLK WP HR S P ERA WHIP	1 22 6 1 1 5 1 1 0 0 0 0 0 0 30 38 1.69 1.312	6 14 2 0 0 2 1 0 0 0 0 0 0 17 21 0.00 0.818								

San Francisco Giants @ Chicago Cubs
 Wrigley Field, Chicago, IL
 Mon Sep 02 1968, 3:38 AM CDT
 Att: 35,061 - Unknown

AB	30
R	1
H	8
RBI	1
BB	3
SO	7
LOB	19



Batter	1	2	3	4	5	6	7	8	9	AB	R	H	RBI	BB	SO	LOB
Don Kessinger, S (1, 6) OBP: 0.291, SLG: 0.295	0-0 F9		0-3 K		0-3 K		0-3 K		0-0 FC4-2-5-2	5	0	0	0	0	3	5
Glenn Beckert, R (1, 4) OBP: 0.318, SLG: 0.367	0-0 5-3			0-0 BB 1B	0-0 F5		0-0 6-3		0-0 F8	5	0	1	0	0	0	5
Billy Williams, L (1, 9) OBP: 0.332, SLG: 0.475	0-0 4-3			4-0 BB 1-2 BB		0-0 HR		0-0 6-3		3	1	1	1	1	0	0
Ron Santo, R (1, 5) OBP: 0.358, SLG: 0.428		4-0 BB		0-3 K		4-0 BB		0-0 F9		2	0	0	0	2	1	2
14 Ernie Banks, R (1, 3) OBP: 0.289, SLG: 0.465		0-0 F9		0-3 K		0-0 F3		0-0 1B		4	0	1	0	0	1	4
Al Spangler, L (1, 7) OBP: 0.346, SLG: 0.360		0-0 F8		0-0 4-3		0-0 F9		0-0 G3		4	0	0	0	0	0	5
Randy Hundley, R (1, 2) OBP: 0.289, SLG: 0.328		0-0 F9			0-0 FC3-5 1B	0-3 K			0-0 FC4-2-5-3 3B	4	0	2	0	0	1	2
Adolfo Phillips, R (1, 8) OBP: 0.330, SLG: 0.387			0-3 K		0-0 FC3-5 1B		0-0 SH1-4 2B		0-0 4-3	3	0	2	0	0	1	0
Dick Nen, L (9, PH) OBP: 0.198, SLG: 0.276					1-2 FC3-5 1B				0-0 4-3	1	0	0	0	0	0	1
Gary Ross, R (1, 1) OBP: 0.091, SLG: 0.091			0-3 K		0-0 FC3-5		0-0 SH1-4		4-0 FC4-2-5-2 IBB	2	0	0	0	0	1	2
Phil Regan, R (6, 1) OBP: 0.200, SLG: 0.211					1-2 FC3-5 1B					0	0	0	0	0	0	0
Willie Smith, L (9, PH) OBP: 0.293, SLG: 0.384										0	0	0	0	0	1	0
Jose Arcia, R (9, PR) OBP: 0.211, SLG: 0.290					1-2 2-3f					0	0	0	0	0	0	0

Inning Stats	R: 0	H: 0	E: 0	K: 0	S: 3	R: 0	H: 0	E: 0	K: 0	S: 3	R: 0	H: 0	E: 0	K: 3	S: 9	R: 0	H: 1	E: 0	K: 2	S: 8	R: 0	H: 2	E: 0	K: 1	S: 7	R: 1	H: 1	E: 0	K: 1	S: 6	R: 0	H: 1	E: 0	K: 1	S: 6	R: 0	H: 1	E: 0	K: 0	S: 4	R: 0	H: 1	E: 0	K: 0	S: 4	R: 0	H: 1	E: 0	K: 0	S: 4	R: 0	H: 1	E: 0	K: 0	S: 4
	LOB: 0	BB: 0	P: 3	LOB: 1	BB: 1	P: 7	LOB: 0	BB: 0	P: 9	LOB: 2	BB: 1	P: 12	LOB: 2	BB: 0	P: 7	LOB: 1	BB: 1	P: 10	LOB: 1	BB: 1	P: 6	LOB: 1	BB: 0	P: 4	LOB: 2	BB: 1	P: 8	LOB: 0	BB: 0	P: 4	LOB: 0	BB: 0	P: 8	LOB: 0	BB: 0	P: 8	LOB: 0	BB: 0	P: 4	LOB: 0	BB: 0	P: 8	LOB: 0	BB: 0	P: 8	LOB: 0	BB: 0	P: 8							
	1B: 4	SF: 0	WP: 0	2B: 1	SAC: 1	PA: 38	3B: 1	DP: 0	HR: 1	CS: 0	1B: 4	SF: 0	WP: 0	2B: 1	SAC: 1	PA: 38	3B: 1	DP: 0	HR: 1	CS: 0	1B: 4	SF: 0	WP: 0	2B: 1	SAC: 1	PA: 38	3B: 1	DP: 0	HR: 1	CS: 0	1B: 4	SF: 0	WP: 0	2B: 1	SAC: 1	PA: 38	3B: 1	DP: 0	HR: 1	CS: 0	1B: 4	SF: 0	WP: 0	2B: 1	SAC: 1	PA: 38	3B: 1	DP: 0	HR: 1	CS: 0					
PITCHER	IP	WLS	BF	H	R	ER	SO	BB	IBB	HBP	BLK	WP	HR	S	P	ERA	WHIP																																						
Bobby Bolin, R (1, 1) ERA: 1.89	6.1		27	5	1	1	7	3	0	0	0	0	1	38	50	1.42	1.263																																						
Frank Linzy, R (7, 1) ERA: 2.59	2.2		11	2	0	0	1	0	1	0	0	0	0	12	16	0.00	0.750																																						

BOTTOM

San Francisco Giants @ Chicago Cubs

Wrigley Field, Chicago, IL

Mon Sep 02 1968, 3:38 AM CDT

Att. 35,061 - Unknown

AB	33
R	1
H	7
RBI	1
BB	4
SO	8
LOB	26



WP: 0	PA: 38
PB: 0	
SB: 0	
CS: 0	

PITCHER	IP	WLS	BF	H	R	ER	SO	BB	IBB	HBP	BLK	WP	HR	S	P	ERA	WHIP
---------	----	-----	----	---	---	----	----	----	-----	-----	-----	----	----	---	---	-----	------

Batter	1	2	3	4	5	6	7	8	9	AB R H RBI BB SO LOB	TOP											
Bobby Bonds, R OBP: 0.345, SLG: 0.409 (1, 9) (6, 8)	0-0 SH1-3 HR 2B		0-0 6-3			0-0 F5		0-0 HR	0-3 K	5 2 2 1 0 1 1												
Ron Hunt, R OBP: 0.368, SLG: 0.289 (1, 4) (6, PR)	0-0 SH1-3 2-3		0-0 F7			0-0 HBP 1B		0-0 FC6-4 1B		3 0 2 0 0 0 0												
Willie Mays, R OBP: 0.353, SLG: 0.452 (1, 8) (6, PR)	0-3 K				0-3 K	1-0 HBP 1B		0-0 FC6-4 1B		2 0 0 0 0 2 1												
Ty Cline, L OBP: 0.261, SLG: 0.274 (6, 7) (6, 7)						1-2 HBP		1-2 1B		1 0 1 0 0 0 0												
Willie McCovey, L OBP: 0.392, SLG: 0.565 (1, 3) (6, 7)	0-0 HR 3-H				0-0 6-3	0-0 4-3		0-0 F7		4 1 1 2 0 0 4												
Jim Ray Hart, R OBP: 0.328, SLG: 0.453 (1, 5) (6, 7)	0-0 F8				0-0 F7			0-0 FC6-4 1-2f 2-3		3 0 0 0 1 0 2												
Jesus Alou, R OBP: 0.273, SLG: 0.313 (1, 7) (6, 9)		0-0 G6-4-3 1B			0-0 F6		0-3 K	0-0 4-3		4 0 1 0 0 1 3												
Jack Hiatt, R OBP: 0.339, SLG: 0.359 (1, 2) (6, 9)		0-0 F4			0-0 F5		0-3 K		0-3 K	4 0 0 0 0 2 2												
Hal Lanier, R OBP: 0.211, SLG: 0.226 (1, 6) (6, 9)		0-0 G6-4-3 1-2f			0-0 F7		0-0 1-3 2B		0-0 6-3	4 0 1 0 0 0 1												
Gaylord Perry, R OBP: 0.143, SLG: 0.122 (1, 1) (7, PH)			0-0 6-3			0-0 F8	0-0 G3		0-0 1B	2 0 0 0 0 0 0												
Bob Schroder, L OBP: 0.268, SLG: 0.257 (7, 1) (9, PH)										1 0 0 0 0 0 2												
Bill Monbouquette, R OBP: 0.179, SLG: 0.154 (9, PH)										0 0 0 0 0 0 0												
Jim Davenport, R OBP: 0.290, SLG: 0.247 (9, PH)										1 0 1 0 0 0 0												
Inning Stats	R: 2 E: 0 K: 1 S: 7	H: 2 LOB: 0 BB: 0 P: 7	R: 0 E: 0 K: 0 S: 3	H: 1 LOB: 0 BB: 0 P: 3	R: 0 E: 0 K: 0 S: 3	H: 0 LOB: 0 BB: 0 P: 3	R: 0 E: 0 K: 1 S: 5	H: 0 LOB: 0 BB: 0 P: 5	R: 0 E: 0 K: 0 S: 3	H: 0 LOB: 0 BB: 0 P: 3	R: 0 E: 0 K: 0 S: 4	H: 1 LOB: 2 BB: 0 P: 5	R: 0 E: 0 K: 2 S: 8	H: 1 LOB: 2 BB: 1 P: 12	R: 1 E: 0 K: 0 S: 6	H: 3 LOB: 2 BB: 0 P: 6	R: 0 E: 0 K: 2 S: 8	H: 1 LOB: 1 BB: 0 P: 8	1B: 5 2B: 2 3B: 0 HR: 2	SF: 0 SAC: 1 DP: 1 HBP: 1	WP: 0 PB: 0 SB: 0 CS: 0	PA: 37
PITCHER	IP WLS BF H R ER SO BB IBB HBP BLK WP HR S P ERA WHIP																					
Fergie Jenkins, R ERA: 2.67 (1, 1)	7.0 W 30 8 3 3 4 1 0 1 0 0 2 36 41 3.86 1.286																					
Rich Nye, L ERA: 4.08 (8, 1)	2.0 S 7 1 0 0 2 0 0 0 0 0 0 0 11 11 0.00 0.500																					

San Francisco Giants @ Chicago Cubs
Wrigley Field, Chicago, IL
Tue Sep 03 1968, 3:33 AM CDT
Att. 6,970 - Sunny - 85 F

livebaseballscorecards.com

AB	34
R	3
H	9
RBI	3
BB	1
SO	6
LOB	16



BOTTOM

San Francisco Giants @ Chicago Cubs

Wrigley Field, Chicago, IL

Tue Sep 03 1968, 3:33 AM CDT

Att. 6,970 - Sunny - 85 F

livebaseballscorecards.com

AB	34
R	8
H	12
RBI	7
BB	2
SO	2
LOB	13




WP:	1	PA:	38
PB:	0		
SB:	0		
CS:	0		

AB	R	H	RBI	BB	SO	LOB	
5	0	0	0	0	1	3	
5	2	3	0	0	0	2	
4	0	1	0	0	0	2	
3	2	1	1	1	0	0	
3	3	2	2	0	0	0	
4	1	3	1	0	0	0	
0	0	0	0	0	0	0	
3	0	2	3	1	0	0	
3	0	0	0	0	0	3	
3	0	0	0	0	1	1	
1	0	0	0	0	0	2	
1B:	11	SF:	0	WP:	1	PA:	38
2B:	1	SAC:	1	PB:	0		
3B:	0	DP:	1	SB:	0		
HR:	1	HBP:	1	CS:	0		

Batter	1	2	3	4	5	6	7	8	9
Don Kessinger, S (1, 6) OBP: 0.288, SLG: 0.293	0-0 F7	0-0 L5-3			0-0 F7		0-3 K	0-0 L7	
Glenn Beckert, R (1, 4) OBP: 0.321, SLG: 0.369	0-0 14 HBP BB 1B	0-0 1-3			0-0 1B		0-0 1B 1B	0-0 4-3	
Billy Williams, L (1, 9) OBP: 0.332, SLG: 0.473	0-0 F8		0-0 F8		0-0 4-3		0-0 1B 1-2 1B		
Ron Santo, R (1, 5) OBP: 0.358, SLG: 0.428	4-0 1B 14 HBP 1B BB		0-0 F6		0-0 G3		0-0 1-3 2-H 14 HR 1B		
14 Ernie Banks, R (1, 3) OBP: 0.292, SLG: 0.472	1-0 1B 1B HBP		0-0 6-3		0-0 1B 1B		0-0 1-H HR		
Willie Smith, L (1, 7) OBP: 0.304, SLG: 0.394	0-0 1B 1B			0-0 1B		0-0 1B WP 1B		0-0 4-3	
Jim Hickman, R (8, 7) OBP: 0.291, SLG: 0.377	1-2 2-3 3-H								
Randy Hundley, R (1, 2) OBP: 0.293, SLG: 0.331	0-0 1B			0-0 F3		0-0 1B WP		4-0 SH BB	
Adolfo Phillips, R (1, 8) OBP: 0.326, SLG: 0.384	0-0 F3			0-0 5-3		0-0 1B 1-2 3-H		0-0 SH	
Fergie Jenkins, R (1, 1) OBP: 0.225, SLG: 0.241		0-0 E4			0-3 K		0-0 1-3	0-0 L7	
Rich Nye, L (8, 1) OBP: 0.175, SLG: 0.179									

Inning	R	H	E	K	S	BB	IBB	HBP	BLK	WP	HR	S	P	ERA	WHIP
1	3	3	0	0	6	1	0	1	0	1	0	27	32	7.50	1.500
2	0	0	1	0	3	1	0	0	0	0	1	12	16	13.50	2.500
3	0	0	0	0	3	0	0	0	0	0	0	0	0		
4	0	1	0	0	3	0	0	0	0	0	0	0	0		
5	0	1	0	0	6	0	0	0	0	0	0	0	0		
6	2	3	0	0	6	0	0	0	0	0	0	0	0		
7	3	4	0	1	8	0	0	0	0	0	0	0	0		
8	0	0	0	0	4	0	0	0	0	0	0	0	0		
9	0	0	0	0	0	0	0	0	0	0	0	0	0		

PITCHER	IP	WLS	BF	H	R	ER	SO	BB	IBB	HBP	BLK	WP	HR	S	P	ERA	WHIP
Gaylord Perry, R (1, 1) ERA: 2.48	6.0	L	27	8	5	5	1	1	0	1	0	1	0	27	32	7.50	1.500
Bill Monbouquette, R (7, 1) ERA: 4.35	2.0		11	4	3	3	1	1	0	0	0	0	1	12	16	13.50	2.500

Batter	1	2	3	4	5	6	7	8	9	AB R H RBI BB SO LOB	TOP									
Bobby Bonds, R OBP: 0.350, SLG: 0.410 (1, 8) X	0-0 1B 1B	0-3 K			0-0 4-3			4-0 3B BB	0-0 G3 FC4-2 1B	4 2 2 0 1 1 0										
Ron Hunt, R OBP: 0.369, SLG: 0.288 (1, 4) X	0-0 1B SF8 1B	0-0 5-3			0-0 6-3			4-0 3B BB	0-0 G3	4 2 1 0 1 0 1										
Ty Cline, L OBP: 0.267, SLG: 0.289 (1, 7) X	0-0 BB 1-3 3-H 1B		0-0 L9			0-0 FC5-4 1B		0-0 4-3 3B 1-H 2-H	0-0 FC4-2	5 1 3 3 0 0 1										
Willie McCovey, L OBP: 0.392, SLG: 0.563 (1, 3) S S S	4-0 BB IBB		0-0 G6-4-3 1B			0-0 FC5-4 1B 1-2f		0-0 4-3 3B	0-0 4-3 3-H	4 0 1 1 1 0 2										
Jim Ray Hart, R OBP: 0.330, SLG: 0.456 (1, 5) S S S	0-3 K		0-0 G6-4-3 1-2f			0-0 G6-4-3 1B 1-2		0-0 4-3 1B 2B		4 1 2 0 0 1 4										
Jesus Alou, R OBP: 0.270, SLG: 0.310 (1, 9) X	0-0 SF8 3-H			0-0 4-3		0-0 G6-4-3 1-2f		0-0 4-3 F4		3 0 0 1 0 0 3										
Jack Hiatt, R OBP: 0.342, SLG: 0.359 (1, 2) B B B	4-0 1-2 2-3 BB			0-0 F9			0-0 F9	0-0 BB 1B 2-H		3 0 1 1 1 0 0 0 0 0 0 0 0 0 0 0 0 0 0 0 0	AB 34 R 6 H 11 RBI 6 BB 5 SO 2 LOB 17									
Nate Oliver, R OBP: 0.197, SLG: 0.214 (8, PR)																				
Bob Barton, R OBP: 0.313, SLG: 0.286 (8, 2)																				
Hal Lanier, R OBP: 0.212, SLG: 0.227 (1, 6) X	0-0 F6			0-0 4-3			0-0 G3-6-3 1B	4-0 1-2 BB		3 0 1 0 0 0 3 0 0 0 0 1 0 0 0 0 0 0 0 0 0										
Willie Mays, R OBP: 0.355, SLG: 0.452 (8, PH)																				
Frank Linzy, R (8, 1)																				
Mike McCormick, L OBP: 0.190, SLG: 0.185 (1, 1) X		0-0 5-3							0-0 1-6-3	2 0 0 0 0 0 0 1 0 0 0 0 0 1 1 0 0 0 0 0 2										
Ray Sadecki, L OBP: 0.150, SLG: 0.120 (5, 1)					0-0 1-3															
Jim Davenport, R OBP: 0.289, SLG: 0.246 (8, PH) (8, 6)																				
Inning Stats	R: 2 E: 0 K: 1 S: 8	H: 3 LOB: 3 BB: 2 P: 16	R: 0 E: 0 K: 1 S: 5	H: 0 LOB: 0 BB: 0 P: 5	R: 0 E: 0 K: 0 S: 3	H: 1 LOB: 0 BB: 0 P: 3	R: 0 E: 0 K: 0 S: 3	H: 0 LOB: 0 BB: 0 P: 3	R: 0 E: 0 K: 0 S: 4	H: 2 LOB: 1 BB: 0 P: 4	R: 0 E: 0 K: 0 S: 3	H: 1 LOB: 0 BB: 0 P: 3	R: 4 E: 0 K: 0 S: 6	H: 3 LOB: 2 BB: 3 P: 18	R: 0 E: 0 K: 0 S: 4	H: 1 LOB: 1 BB: 0 P: 4	1B: 9 2B: 1 3B: 1 HR: 0	SF: 1 SAC: 0 DP: 3 HBP: 0	WP: 1 PB: 0 SB: 0 CS: 0	PA: 40
PITCHER	IP WLS BF H R ER SO BB IBB HBP BLK WP HR S P ERA WHIP																			
Joe Niekro, R ERA: 4.17 (1, 1)	7.0 W 30 8 5 5 2 3 1 0 0 0 0 0 30 46 6.43 1.571																			
Phil Regan, R ERA: 2.15 (8, 1)	2.0 S 10 3 1 1 0 1 0 0 0 1 0 9 13 4.50 2.000																			

San Francisco Giants @ Chicago Cubs
Wrigley Field, Chicago, IL
 Wed Sep 04 1968, 3:33 AM CDT
 Unknown

livebaseballscorecards.com

Batter	1	2	3	4	5	6	7	8	9	AB	R	H	RBI	BB	SO	LOB
Don Kessinger, S (1, 6) OBP: 0.290, SLG: 0.299	0-0 F8 ①		0-0 HR 2-H		0-0 FC6 1B 2B 1B		0-0 F9 ②			4	2	2	2	0	0	0
Glenn Beckert, R (1, 4) OBP: 0.324, SLG: 0.370	0-0 F8 ②		0-0 HR 1B		0-0 FC6 1B 1-2 2-H		4-0 1B WP BB			3	1	2	1	1	0	0
Billy Williams, L (1, 7) OBP: 0.333, SLG: 0.479	0-0 F8 ③		0-0 HR 1-H		0-0 FC6 2B 1-2f 2-3		0-0 BB 1B 1-3			4	2	2	2	0	0	2
Ron Santo, R (1, 5) OBP: 0.359, SLG: 0.429		0-3 K ①	0-0 F6 ③		0-0 2B 1-H 3-H		4-0 BB BB BB BB 14 FC6-4 BB 1-2			3	0	1	2	1	1	0
14 Ernie Banks, R (1, 3) OBP: 0.292, SLG: 0.470 Dick Nen, L (9, 3) OBP: 0.198, SLG: 0.276		0-0 F5 ②		0-0 L7 ①		0-0 1B		0-0 FC6-4 ③ 1-2f		4	0	1	0	0	0	3
Randy Hundley, R (1, 2) OBP: 0.291, SLG: 0.328		0-0 4-3 ③		0-0 F2 ②						0	0	0	0	0	0	0
Jim Hickman, R (1, 9) OBP: 0.284, SLG: 0.367			0-0 F5 ①	0-0 F9 ③		0-3 K ①		0-0 F8 ①		4	0	0	0	0	1	1
Adolfo Phillips, R (1, 8) OBP: 0.332, SLG: 0.391			0-0 HR 2B		0-0 SH1-3 1B		0-0 F9 ③		0-0 5-3 ②	4	2	3	0	0	0	1
Joe Niekro, R (1, 1) OBP: 0.159, SLG: 0.102 Phil Regan, R (8, 1) OBP: 0.190, SLG: 0.200			0-3 K ②		0-0 SH1-3 1B 1-2		0-0 F9 ①	0-0 F6 ③		2	0	0	0	0	1	1
										1	0	0	0	0	0	1

Inning Stats	R: 0	H: 0	E: 0	LOB: 0	K: 0	BB: 0	S: 3	P: 3	R: 0	H: 0	E: 0	LOB: 0	K: 1	BB: 0	S: 5	P: 5	R: 4	H: 4	E: 0	LOB: 0	K: 1	BB: 0	S: 9	P: 9	R: 0	H: 0	E: 0	LOB: 0	K: 0	BB: 0	S: 3	P: 3	R: 3	H: 4	E: 0	LOB: 1	K: 0	BB: 0	S: 6	P: 6	R: 0	H: 1	E: 0	LOB: 1	K: 2	BB: 0	S: 8	P: 8	R: 0	H: 1	E: 0	LOB: 3	K: 0	BB: 2	S: 4	P: 12	R: 0	H: 1	E: 0	LOB: 1	K: 0	BB: 0	S: 4	P: 4
1B: 7	SF: 0	2B: 2	SAC: 1	3B: 0	DP: 0	HR: 2	HBP: 0	WP: 1	PA: 36																																																							

PITCHER	IP	WLS	BF	H	R	ER	SO	BB	IBB	HBP	BLK	WP	HR	S	P	ERA	WHIP
Mike McCormick, L (1, 1) ERA: 3.66	4.1	L	20	7	7	7	2	0	0	0	0	0	2	24	24	14.54	1.615
Ray Sadecki, L (5, 1) ERA: 2.98	2.2		12	3	0	0	2	2	0	0	0	1	0	14	22	0.00	1.875
Frank Linzy, R (8, 1) ERA: 2.55	1.0		4	1	0	0	0	0	0	0	0	0	0	4	4	0.00	1.000

BOTTOM

San Francisco Giants @ Chicago Cubs
 Wrigley Field, Chicago, IL
 Wed Sep 04 1968, 3:33 AM CDT
 Unknown

livebaseballscorecards.com

AB	33
R	7
H	11
RBI	7
BB	2
SO	4
LOB	10



Batter	1	2	3	4	5	6	7	8	9	AB R H RBI BB SO LOB	TOP																
Bobby Bonds, R OBP: 0.355, SLG: 0.412 (1, 9) X	0-0 6-3		4-0 G6-3 BB			0-3 K		0-0 BB 1B	0-0 S 1B	4 1 2 1 1 1 0																	
Ron Hunt, R OBP: 0.371, SLG: 0.290 (1, 4) X	0-0 1B SF8 1B		0-0 G6-3 1-2f			0-0 1B		4-0 1B SF9 BB	0-0 3-H F6 1-2	4 2 2 0 1 0 2																	
Willie Mays, R OBP: 0.356, SLG: 0.452 (1, 8) X	0-0 S 1-3 1B		0-3 K			0-0 F4		0-0 BB 1B		4 0 2 2 0 1 1																	
Willie McCovey, L OBP: 0.389, SLG: 0.560 (1, 3) X	0-0 SF8 3-H		0-3 K			0-0 4-3		0-0 SF9 3-H		2 0 0 2 0 1 1																	
Jim Ray Hart, R OBP: 0.329, SLG: 0.453 (1, 5) S S S	0-3 K 2-3		0-0 1-3			0-0 K		0-3 K BB 1-2	4-0 1-2 BB	3 0 0 0 1 2 1																	
Jesus Alou, R OBP: 0.270, SLG: 0.309 (1, 7)			0-0 G6-4-3 BB 1B			0-3 K		0-0 F2	0-0 F4	4 0 1 0 0 1 2																	
Frank Linzy, R (8, 1)										0 0 0 0 0 0 0																	
Jack Hiatt, R OBP: 0.349, SLG: 0.360 (1, 2)			4-0 G6-4-3 1-2 BB			4-0 G6-4-3 BB		0-0 6-3	0-0 L4-3 SH1-4 1B 1B	2 1 1 0 2 0 0																	
Hal Lanier, R OBP: 0.211, SLG: 0.226 (1, 6)			0-0 G6-4-3			0-0 G6-4-3		0-0 BB 1B 1B	0-0 SH1-4	2 0 0 0 0 0 3																	
Jim Davenport, R OBP: 0.281, SLG: 0.249 (8, PH) (8, 6)			1-2f 2-3			1-2f			1-2	1 1 1 0 0 0 0																	
Ron Herbel, R (1, 1)			0-3 K			0-0 4-3		0-3 K	0-0 L4-3	0 0 0 0 0 0 0																	
Ray Sadecki, L OBP: 0.146, SLG: 0.117 (1, 1)									2-3	2 0 0 0 0 1 1																	
Dick Dietz, R OBP: 0.367, SLG: 0.419 (8, PH)										1 0 0 0 0 1 1																	
Ty Cline, L OBP: 0.266, SLG: 0.287 (8, 7)										1 0 0 0 0 0 1																	
Inning Stats	R: 1 E: 0 K: 1 S: 7	H: 2 LOB: 1 BB: 0 P: 7	R: 0 E: 0 K: 1 S: 5	H: 1 LOB: 1 BB: 1 P: 9	R: 0 E: 0 K: 1 S: 4	H: 0 LOB: 0 BB: 1 P: 8	R: 0 E: 0 K: 2 S: 7	H: 0 LOB: 0 BB: 0 P: 7	R: 0 E: 0 K: 0 S: 2	H: 0 LOB: 0 BB: 1 P: 6	R: 0 E: 0 K: 1 S: 6	H: 1 LOB: 1 BB: 0 P: 6	R: 0 E: 0 K: 1 S: 5	H: 0 LOB: 0 BB: 0 P: 5	R: 3 E: 0 K: 1 S: 8	H: 3 LOB: 2 BB: 2 P: 16	R: 1 E: 0 K: 0 S: 5	H: 2 LOB: 1 BB: 0 P: 5	1B: 9 2B: 0 3B: 0 HR: 0	SF: 2 SAC: 1 DP: 3 HBP: 0	WP: 0 PB: 0 SB: 2 CS: 0	PA: 38					
PITCHER	IP	WLS	BF	H	R	ER	SO	BB	IBB	HBP	BLK	WP	HR	S	P	ERA	WHIP										
Ken Holtzman, L ERA: 3.41 (1, 1)	7.1		28	6	3	3	8	3	0	0	0	0	0	41	53	3.68	1.227										
Bill Hands, R ERA: 2.89 (8, 1)	0.0		2	1	0	0	0	1	0	0	0	0	0	1	5	∞	∞										
Rich Nye, L ERA: 4.07 (8, 1)	0.1		2	0	1	1	0	1	0	0	0	0	0	1	5	27.00	3.000										
Phil Regan, R ERA: 2.2 (8, 1)	1.1	L	6	2	1	1	0	0	0	0	0	0	0	6	6	6.75	1.500										

San Francisco Giants @ Chicago Cubs
 Wrigley Field, Chicago, IL
 Wed Sep 04 1968, 3:38 AM CDT
 Att. 6,418 - Unknown

AB	30
R	5
H	9
RBI	5
BB	5
SO	8
LOB	13



BOTTOM

San Francisco Giants @ Chicago Cubs
Wrigley Field, Chicago, IL
Wed Sep 04 1968, 3:38 AM CDT
Att. 6,418 - Unknown

livebaseballscorecards.com

AB	33
R	4
H	8
RBI	4
BB	2
SO	3
LOB	8



WP:	0	PA:	36
PB:	0		
SB:	0		
CS:	1		

AB R H RBI BB SO LOB

4	0	0	0	0	1	0
4	1	1	0	0	0	0
3	1	1	0	1	0	0
4	1	2	1	0	0	1
4	1	2	3	0	0	1
0	0	0	0	0	0	0
3	0	1	0	1	0	0
0	0	0	0	0	0	0
4	0	0	0	0	1	4
4	0	1	0	0	1	2
3	0	0	0	0	0	0
0	0	0	0	0	0	0
0	0	0	0	0	0	0

Batter	1	2	3	4	5	6	7	8	9
Don Kessinger, S OBP: 0.288, SLG: 0.297 (1, 6)	0-0 F5 SUS	0-3 K			0-0 F8		0-0 F9		
Glenn Beckert, R OBP: 0.323, SLG: 0.370 (1, 4)	0-0 BB 1B		0-0 5-3		0-0 6-3			0-0 6-3	
Billy Williams, L OBP: 0.334, SLG: 0.478 (1, 9) (2, 7)	4-0 BB 1B 1-2 HR		0-0 6-3			0-0 FC5-4 1B		0-0 4-3	
Ron Santo, R OBP: 0.360, SLG: 0.430 (1, 5)	0-0 BB 1B 1-2 HR		0-0 FC5-4 1B			0-0 FC5-4 BB 1-2f		0-0 F9	
14 Ernie Banks, R OBP: 0.294, SLG: 0.477 (1, 3)	0-0 HR 1-H 2-H		0-0 FC5-4 1-2f			0-0 BB 1B 1-2		0-0 4-3	
Willie Smith, L OBP: 0.304, SLG: 0.394 (1, 7)	0-0 G3			0-0 6-3		4-0 BB BB BB		0-0 4-3	
Jim Hickman, R OBP: 0.289, SLG: 0.367 (1, PH) (2, 9)						1-2 G4-6-3 2-3 BB		0-0 4-3 1B	
Jose Arcia, R OBP: 0.211, SLG: 0.290 (9, PR)									
Randy Hundley, R OBP: 0.288, SLG: 0.325 (1, 2)	0-0 5-3			0-3 K		0-0 G4-6-3 1-2f		0-0 4-3 1-2	
Adolfo Phillips, R OBP: 0.331, SLG: 0.395 (1, 8)		0-3 K SUS		0-0 CS 3B			0-0 F3	0-0 2-3	
Ken Holtzman, R OBP: 0.114, SLG: 0.129 (1, 1)					0-0 CS 3-H				
Bill Hands, R OBP: 0.113, SLG: 0.074 (8, 1)		0-0 4-3			0-0 F6				
Rich Nye, L OBP: 0.175, SLG: 0.179 (8, 1)									
Phil Regan, R OBP: 0.190, SLG: 0.200 (8, 1)									

Inning Stats	R: 4	H: 3	E: 0	K: 0	S: 6	LOB: 0	BB: 1	P: 10	R: 0	H: 0	E: 0	K: 2	S: 7	LOB: 0	BB: 0	P: 7	R: 0	H: 1	E: 0	K: 0	S: 4	LOB: 1	BB: 0	P: 4	R: 0	H: 1	E: 0	K: 1	S: 5	LOB: 0	BB: 0	P: 5	R: 0	H: 0	E: 0	K: 0	S: 3	LOB: 0	BB: 0	P: 3	R: 0	H: 2	E: 0	K: 0	S: 4	LOB: 2	BB: 1	P: 8	R: 0	H: 0	E: 0	K: 0	S: 3	LOB: 0	BB: 0	P: 3	R: 0	H: 0	E: 0	K: 0	S: 3	LOB: 0	BB: 0	P: 3	R: 0	H: 0	E: 0	K: 0	S: 3	LOB: 0	BB: 0	P: 3	R: 0	H: 1	E: 0	K: 0	S: 4	LOB: 2	BB: 0	P: 4
--------------	------	------	------	------	------	--------	-------	-------	------	------	------	------	------	--------	-------	------	------	------	------	------	------	--------	-------	------	------	------	------	------	------	--------	-------	------	------	------	------	------	------	--------	-------	------	------	------	------	------	------	--------	-------	------	------	------	------	------	------	--------	-------	------	------	------	------	------	------	--------	-------	------	------	------	------	------	------	--------	-------	------	------	------	------	------	------	--------	-------	------

PITCHER	IP	WLS	BF	H	R	ER	SO	BB	IBB	HBP	BLK	WP	HR	S	P	ERA	WHIP	
Ron Herbel, R ERA: 3.76 (1, 1)	0.1		5	3	4	4	0	1	0	0	0	0	0	1	4	8	108.00	12.000
Ray Sadecki, L ERA: 2.89 (1, 1)	6.2		23	4	0	0	3	1	0	0	0	0	0	28	32	0.00	0.750	
Frank Linzy, R ERA: 2.49 (8, 1)	2.0	W	7	1	0	0	0	0	0	0	0	0	0	7	7	0.00	0.500	

PITCHER	IP	WLS	BF	H	R	ER	SO	BB	IBB	HBP	BLK	WP	HR	S	P	ERA	WHIP
---------	----	-----	----	---	---	----	----	----	-----	-----	-----	----	----	---	---	-----	------

Batter	1	2	3	4	5	6	7	8	9	AB R H RBI BB SO LOB	TOP													
Bobby Bonds, R OBP: 0.356, SLG: 0.409 (1, 8) (9, 9)	0-3 K		0-0 F3		0-0 L4-3 SH2-4 1B		0-0 F4		4-0 BB BB BB 1B	4 0 1 0 1 1 0	San Francisco Giants @ St. Louis Cardinals Busch Stadium, St. Louis, MO Fri Sep 06 1968, 7:05 PM CDT Unknown													
Ron Hunt, R OBP: 0.370, SLG: 0.290 (1, 4)	0-3 K		0-0 4-3		0-0 SH2-4 1-2		0-0 F8		0-0 1-2 2-3 1B	4 0 1 0 0 1 0														
Ty Cline, L OBP: 0.265, SLG: 0.286 (1, 7)	0-0 L7				0-0 FC5 E 1B		0-0 L4-3 2-3		0-0 L8	5 0 1 0 0 0 4														
Willie McCovey, L OBP: 0.390, SLG: 0.559 (1, 3)					0-0 E6 1-2 1B		0-0 F4		0-0 G5-4-3 1B	4 1 2 0 0 0 2														
Jim Ray Hart, R OBP: 0.330, SLG: 0.453 Willie Mays, R OBP: 0.356, SLG: 0.452 (1, 5) (9, 8)					0-0 FC5 1-2 2-3f 1B 2B		0-0 WP S 1B		0-0 G5-4-3 1-2f	4 2 2 0 0 0 3 0 0 0 0 0 0 0														
Jesus Alou, R OBP: 0.270, SLG: 0.309 Jim Davenport, R OBP: 0.291, SLG: 0.249 (1, 9) (9, 5)					0-0 2B 1-3 2-H FC4-2 1B		0-0 6-3 1-3		0-0 5-3	4 0 1 1 0 1 3 0 0 0 0 0 0 0														
Jack Hiatt, R OBP: 0.351, SLG: 0.368 (1, 2)					0-0 FC4-2 1-3 3-H 2B		0-3 K		0-0 FC1-6 1B	4 0 2 1 0 2 3														
Hal Lanier, R OBP: 0.211, SLG: 0.226 (1, 6)					0-0 FC4-2 2-3 3-H 1B		0-0 3-H 1B		0-0 FC1-6 1B SH3-4 1-2f	4 0 1 1 0 1 5														
Bobby Bolin, R OBP: 0.152, SLG: 0.049 Frank Linzy, R (1, 1) (8, 1)			0-3 K		0-0 F7		0-0 F4		0-0 SH3-4 1-2	3 0 0 0 0 1 3 0 0 0 0 0 0 0														
Inning Stats	R: 0 E: 0 K: 2 S: 7	H: 0 LOB: 0 BB: 0 P: 7	R: 0 E: 0 K: 3 S: 11	H: 2 LOB: 2 BB: 0 P: 11	R: 0 E: 0 K: 1 S: 5	H: 0 LOB: 0 BB: 0 P: 5	R: 2 E: 1 K: 0 S: 7	H: 3 LOB: 2 BB: 0 P: 7	R: 0 E: 0 K: 0 S: 4	H: 1 LOB: 1 BB: 0 P: 4		R: 1 E: 0 K: 1 S: 7	H: 2 LOB: 1 BB: 0 P: 7	R: 0 E: 0 K: 0 S: 3	H: 0 LOB: 0 BB: 0 P: 3	R: 0 E: 0 K: 0 S: 3	H: 1 LOB: 0 BB: 0 P: 3	R: 0 E: 0 K: 0 S: 5	H: 2 LOB: 3 BB: 1 P: 9	1B: 10 2B: 1 3B: 0 HR: 0	SF: 0 SAC: 2 DP: 1 HBP: 0	WP: 1 PB: 0 SB: 1 CS: 0	PA: 39	
PITCHER Bob Gibson, R ERA: 1.03 Ron Willis, R ERA: 3.24	IP WLS BF H R ER SO BB IBB HBP BLK WP HR S P ERA WHIP	8.0 L 33 9 3 2 7 0 0 0 0 1 0 47 47 2.25 1.125	9.1 6 2 0 0 0 1 0 0 0 0 0 5 9 0.00 3.000																					

livebaseballscorecards.com

AB 36
R 3
H 11
RBI 3
BB 1
SO 7
LOB 23



Batter	1	2	3	4	5	6	7	8	9	AB	R	H	RBI	BB	SO	LOB
Lou Brock, L OBP: 0.326, SLG: 0.417 (1, 7)	0-0 L7		0-0 6-3			0-3 K		0-0 FC4-6 E		4	1	0	0	0	1	2
Curt Flood, R OBP: 0.334, SLG: 0.364 (1, 8)	0-0 F8		0-0 1B			0-0 F5		0-0 E7 1B		4	0	2	2	0	0	0
Roger Maris, L OBP: 0.322, SLG: 0.393 (1, 9)	0-0 2B		0-0 F8			4-0 BB		0-0 G3		3	0	1	0	1	0	3
Orlando Cepeda, R OBP: 0.307, SLG: 0.374 (1, 3)	0-3 K			0-0 F8		0-0 F3			0-0 4-3	4	0	0	0	0	1	2
Tim McCarver, L OBP: 0.292, SLG: 0.338 (1, 2)		0-0 F8		0-0 F9			0-0 L7		0-0 F8	4	0	0	0	0	0	0
Mike Shannon, R OBP: 0.319, SLG: 0.419 (1, 5)		0-0 L7		0-0 F5			0-0 F2		0-0 6-3	4	0	0	0	0	0	0
Julian Javier, R OBP: 0.287, SLG: 0.340 (1, 4)		0-0 F8			0-0 F6		0-0 F4			3	0	0	0	0	0	0
Dal Maxvill, R OBP: 0.318, SLG: 0.292 (1, 6)			0-0 1B		4-0 BB			0-0 F8		2	1	1	0	1	0	0
Bob Gibson, R OBP: 0.242, SLG: 0.233 (1, 1)			0-3 1B			0-0 G6-4-3 BB		0-0 F8		2	0	0	0	0	1	2
Johnny Edwards, L OBP: 0.293, SLG: 0.343 (8, PH)			K			0-0 G6-4-3		0-0 FC4-6 1B		1	0	1	0	0	0	0
Ron Davis, R OBP: 0.256, SLG: 0.289 (8, PR)										0	0	0	0	0	0	0
Ron Willis, R (9, 1)										0	0	0	0	0	0	0

Inning Stats	R: 0	H: 1	E: 0	K: 1	S: 6	R: 0	H: 0	E: 0	K: 0	S: 3	R: 1	H: 2	E: 0	K: 1	S: 7	R: 0	H: 0	E: 0	K: 0	S: 3	R: 0	H: 0	E: 0	K: 0	S: 2	R: 0	H: 0	E: 0	K: 1	S: 5	R: 0	H: 0	E: 0	K: 0	S: 3	R: 1	H: 2	E: 1	K: 0	S: 5	R: 0	H: 0	E: 0	K: 0	S: 3	R: 0	H: 0	E: 0	K: 0	S: 3	R: 0	H: 0	E: 0	K: 0	S: 3	1B: 4	SF: 0	2B: 1	3B: 0	HR: 0	SAC: 0	DP: 1	HBP: 0	WP: 0	PA: 33
--------------	------	------	------	------	------	------	------	------	------	------	------	------	------	------	------	------	------	------	------	------	------	------	------	------	------	------	------	------	------	------	------	------	------	------	------	------	------	------	------	------	------	------	------	------	------	------	------	------	------	------	------	------	------	------	------	-------	-------	-------	-------	-------	--------	-------	--------	-------	--------

PITCHER	IP	WLS	BF	H	R	ER	SO	BB	IBB	HBP	BLK	WP	HR	S	P	ERA	WHIP
Bobby Bolin, R ERA: 1.91 (1, 1)	7.2	W	29	5	2	2	3	2	0	0	0	0	0	33	41	2.35	0.913
Frank Linzy, R ERA: 2.44 (8, 1)	1.1	S	4	0	0	0	0	0	0	0	0	0	0	4	4	0.00	0.000

BOTTOM

San Francisco Giants @ St. Louis Cardinals
 Busch Stadium, St. Louis, MO
 Fri Sep 06 1968, 7:05 PM CDT
 Unknown

AB	31
R	2
H	5
RBI	2
BB	2
SO	3
LOB	9



PITCHER	IP	WLS	BF	H	R	ER	SO	BB	IBB	HBP	BLK	WP	HR	S	P	ERA	WHIP
---------	----	-----	----	---	---	----	----	----	-----	-----	-----	----	----	---	---	-----	------

Batter	1	2	3	4	5	6	7	8	9	AB R H RBI BB SO LOB	TOP											
Bobby Bonds, R (1, 9) OBP: 0.357, SLG: 0.409	0-0 E 1B	0-3 K			0-0 1B SF8	0-3 K		0-0 F8		5 2 2 0 0 2 3												
Ron Hunt, R (1, 4) OBP: 0.374, SLG: 0.292	4-0 1B 1-2 BB		4-0 BB		0-0 1-3 1B		0-0 1B 2B	0-0 F9		3 2 2 0 2 0 0												
Willie Mays, R (1, 8) OBP: 0.358, SLG: 0.462	0-0 1B 1-3 2-H G6-3		0-0 F7		0-0 SF8		0-0 1-3 2B FC	0-0 HR		4 3 3 3 0 0 1												
Willie McCovey, L (1, 3) OBP: 0.388, SLG: 0.555	0-0 1-3 3-H G6-3 1B		0-0 F8		0-0 4-3		0-0 1-2 2B FC	0-0 4-3		5 0 1 1 0 0 4												
Jim Ray Hart, R (1, 5) OBP: 0.330, SLG: 0.454	0-0 G6-3		0-0 5-3		0-0 1-3		0-0 1-3 2-H 3-H 2B		0-3 K	4 0 1 2 0 0 2												
Jim Davenport, R (7, 5) OBP: 0.290, SLG: 0.248	1-2f 3-H								0-0 K	1 0 0 0 0 1 0												
Jesus Alou, R (1, 7) OBP: 0.269, SLG: 0.307	0-0 6-3				0-0 F7		0-0 1B SF8	0-0 1-3	0-0 6-3	5 1 1 0 0 0 2												
Jack Hiatt, R (1, 2) OBP: 0.354, SLG: 0.368		0-3 K			0-0 F8		0-0 1-3 E 1B	4-0 IBB	0-3 K	3 0 1 0 1 1 0												
Bob Barton, R (8, 2) OBP: 0.310, SLG: 0.283										1 0 0 0 0 1 0												
Hal Lanier, R (1, 6) OBP: 0.211, SLG: 0.227			0-0 6-3 1B		0-0 F4		0-0 SF8	0-0 F8		3 0 1 1 0 0 3												
Juan Marichal, R (1, 1) OBP: 0.186, SLG: 0.193			0-0 6-3				0-0 3-H E5	0-3 K		4 0 0 0 0 1 5												
Frank Linzy, R (8, 1)			1-2		0-0 6-3		1-2			0 0 0 0 0 0 0												
Inning Stats	R: 3 E: 1 K: 0 S: 5	H: 3 LOB: 0 BB: 1 P: 9	R: 0 E: 0 K: 2 S: 8	H: 1 LOB: 1 BB: 0 P: 8	R: 0 E: 0 K: 0 S: 3	H: 0 LOB: 1 BB: 1 P: 7	R: 0 E: 0 K: 0 S: 3	H: 0 LOB: 0 BB: 0 P: 3	R: 1 E: 0 K: 0 S: 5	H: 2 LOB: 1 BB: 0 P: 5	R: 1 E: 1 K: 1 S: 8	H: 2 LOB: 2 BB: 0 P: 8	R: 2 E: 0 K: 1 S: 9	H: 3 LOB: 3 BB: 1 P: 13	R: 1 E: 0 K: 0 S: 4	H: 1 LOB: 0 BB: 0 P: 4	R: 0 E: 0 K: 2 S: 7	H: 0 LOB: 0 BB: 0 P: 7	1B: 10 2B: 1 3B: 0 HR: 1	SF: 2 SAC: 0 DP: 1 HBP: 0	WP: 0 PB: 0 SB: 0 CS: 0	PA: 43
PITCHER	IP WLS BF H R ER SO BB IBB HBP BLK WP HR S P ERA WHIP																					
Steve Carlton, L (1, 1) ERA: 2.88	5.2 L 27 8 5 3 2 2 0 0 0 0 0 0 29 37 4.76 1.765																					
Ron Willis, R (6, 1) ERA: 3.53	0.1 3 2 2 2 1 0 0 0 0 0 0 0 5 5 54.00 6.000																					
Joe Hoerner, L (7, 1) ERA: 1.65	1.0 6 1 0 0 1 0 1 0 0 0 0 0 7 11 0.00 1.000																					
Mel Nelson, L (8, 1) ERA: 2.95	1.0 4 1 1 1 0 0 0 0 0 0 0 1 4 4 9.00 1.000																					
Wayne Granger, R (9, 1) ERA: 2.23	1.0 3 0 0 0 2 0 0 0 0 0 0 0 7 7 0.00 0.000																					

San Francisco Giants @ St. Louis Cardinals
 Busch Stadium, St. Louis, MO
 Fri Sep 06 1968, 7:05 PM CDT
 Att: 46,550 - Unknown

livebaseballscorecards.com

AB	38
R	8
H	12
RBI	7
BB	3
SO	6
LOB	20



BOTTOM

San Francisco Giants @ St. Louis Cardinals
Busch Stadium, St. Louis, MO

AB 41
R 7
H 11
RBI 6
BB 1
SO 5
LOB 17



WP: 3 PA: 42
PB: 1
SB: 2
CS: 0

Fri Sep 06 1968, 7:05 PM CDT
Att. 46,550 - Unknown

AB R H RBI BB SO LOB

5 0 0 0 0 1 1

5 0 1 0 0 0 3

5 0 0 0 0 2 2

5 1 3 0 0 0 1

5 2 3 0 0 1 1

4 0 0 0 0 0 6

4 2 2 3 0 0 0

2 0 0 0 0 0 1
0 0 0 0 0 0 0
0 0 0 0 0 0 0
1 0 0 0 0 1 0
0 0 0 0 0 0 0
1 0 1 2 0 0 0
0 0 0 0 0 0 0

1B: 10 SF: 0
2B: 1 SAC: 0
3B: 0 DP: 0
HR: 0 HBP: 0

Batter	1	2	3	4	5	6	7	8	9
Lou Brock, L (1, 7) OBP: 0.324, SLG: 0.413	0-0 F5	0-0 E8		0-0 3-1			0-3 K	0-0 E4	
Curt Flood, R (1, 8) OBP: 0.333, SLG: 0.363	0-0 F5	0-0 F2			0-0 F7		0-0 1B	0-0 6-3	
Bobby Tolan, L (1, 9) OBP: 0.284, SLG: 0.354	0-3 K		0-0 6-3		0-3 K		0-0 F9		0-0 F7
Johnny Edwards, L (1, 2) OBP: 0.300, SLG: 0.349		0-0 WP	0-0 1B		0-0 F9			0-0 F9	0-0 FC3-6
Ron Davis, R (9, PR) OBP: 0.258, SLG: 0.289		1B	1B		1-2				1B
Mike Shannon, R (1, 5) OBP: 0.319, SLG: 0.418		0-0 E	0-0 F8			0-0 G3		4-0 1B WP	0-0 FC3-6
Orlando Cepeda, R (1, 3) OBP: 0.309, SLG: 0.376		1B	1B			0-3 K		BB	1-2
Julian Javier, R (1, 4) OBP: 0.284, SLG: 0.338		1-3 1B	1-2 1B			0-0 F7		1-3 2B	0-0 G3
Dal Maxvill, R (1, 6) OBP: 0.320, SLG: 0.296		0-0 1-3	0-0 1-3		0-0 4-3		0-0 2-3	0-0 1B	
Steve Carlton, L (1, 1) OBP: 0.189, SLG: 0.292		0-0 4-3	0-0 4-3		0-0 4-3		0-3 K	0-0 E	
Ron Willis, R (6, 1)								1-3 1B	
Joe Hoerner, R (7, 1)								3-H	
Roger Maris, L (7, PH) OBP: 0.321, SLG: 0.392								2-H	
Mel Nelson, R (8, 1) OBP: 0.250, SLG: 0.182								3-H	
Tim McCarver, L (8, PH) OBP: 0.294, SLG: 0.339									
Wayne Granger, R (9, 1) OBP: 0.200, SLG: 0.200									

Inning Stats	R: 0	H: 0	E: 0	K: 1	S: 5	H: 0	LOB: 0	BB: 0	P: 5	R: 4	H: 4	E: 2	K: 0	S: 8	R: 0	H: 2	E: 0	K: 0	S: 5	R: 0	H: 0	E: 0	K: 0	S: 3	R: 0	H: 0	E: 0	K: 1	S: 5	R: 0	H: 0	E: 0	K: 2	S: 9	R: 3	H: 3	E: 1	K: 0	S: 7	R: 0	H: 1	E: 0	K: 2	S: 9	R: 0	H: 1	E: 0	K: 0	S: 4	R: 0	H: 1	E: 0	K: 0	S: 4	1B: 10	SF: 0	2B: 1	SAC: 0	3B: 0	DP: 0	HR: 0	HBP: 0	WP: 3	PA: 42
--------------	------	------	------	------	------	------	--------	-------	------	------	------	------	------	------	------	------	------	------	------	------	------	------	------	------	------	------	------	------	------	------	------	------	------	------	------	------	------	------	------	------	------	------	------	------	------	------	------	------	------	------	------	------	------	------	--------	-------	-------	--------	-------	-------	-------	--------	-------	--------

PITCHER	IP	WLS	BF	H	R	ER	SO	BB	IBB	HBP	BLK	WP	HR	S	P	ERA	WHIP
Juan Marichal, R (1, 1) ERA: 2.42	7.2	W	37	10	7	5	5	1	0	0	0	3	0	46	50	5.87	1.435
Frank Linzy, R (8, 1) ERA: 2.4	1.1	S	5	1	0	0	0	0	0	0	0	0	0	5	5	0.00	0.750

ERA WHIP

Batter	1	2	3	4	5	6	7	8	9	AB R H RBI BB SO LOB	TOP														
Bobby Bonds, R (1, 9) OBP: 0.361, SLG: 0.419	0-3 K		0-0 S 1B	0-0 4-3		0-0 3B		4-0 BB		4 1 2 1 1 1 1															
Ron Hunt, R (1, 4) OBP: 0.372, SLG: 0.290	0-3 K		4-0 1B BB		0-0 4-3	0-0 F8		0-3 K		4 0 0 0 1 2 3															
Willie Mays, R (1, 8) OBP: 0.359, SLG: 0.461	0-3 K		0-0 1B		0-0 1B FC6-4		0-0 F7		0-0 F2	5 1 2 1 0 1 0															
Willie McCovey, L (1, 3) OBP: 0.386, SLG: 0.551		0-0 F7	0-0 F2		0-0 1B FC6-4		0-0 F2		0-0 F7	5 0 1 0 0 0 2															
Jim Ray Hart, R (1, 5) OBP: 0.331, SLG: 0.454		0-0 5-3		0-0 1B BB		0-0 1B FC6-4		0-0 1B	4-0 1B CS	4 1 2 1 0 0 1															
Jim Davenport, R (7, 5) OBP: 0.293, SLG: 0.248										0 0 0 0 1 0 0															
Jesus Alou, R (1, 7) OBP: 0.271, SLG: 0.308	0-3 K		0-0 E6 1B BB		0-0 1B G3-6-1		0-0 F3		0-0 1B	5 1 2 0 0 1 2															
Dick Dietz, R (1, 2) OBP: 0.369, SLG: 0.415			0-0 4-3		4-0 1B BB		0-0 FC5		0-0 CS	2 0 0 0 2 0 2															
Hal Lanier, R (1, 6) OBP: 0.214, SLG: 0.230			0-0 SH2-4 1B		0-0 1B G3-6-1		0-0 F8		0-0 SH1-4	3 1 2 1 0 0 0															
Gaylord Perry, R (1, 1) OBP: 0.138, SLG: 0.118			0-0 SH2-4		0-0 G3-6-1		0-0 F6		0-0 5-3	3 0 0 0 0 0 3															
Inning Stats	R: 0 E: 0 K: 3 S: 9	H: 0 LOB: 0 BB: 0 P: 9	R: 0 E: 0 K: 1 S: 5	H: 0 LOB: 0 BB: 0 P: 5	R: 2 E: 0 K: 0 S: 6	H: 3 LOB: 2 BB: 1 P: 10	R: 2 E: 1 K: 0 S: 5	H: 2 LOB: 1 BB: 1 P: 9	R: 1 E: 0 K: 0 S: 6	H: 3 LOB: 2 BB: 0 P: 6	R: 0 E: 0 K: 0 S: 4	H: 1 LOB: 1 BB: 0 P: 4	R: 0 E: 0 K: 0 S: 4	H: 1 LOB: 1 BB: 0 P: 4	R: 0 E: 0 K: 1 S: 5	H: 0 LOB: 2 BB: 2 P: 13	R: 0 E: 0 K: 0 S: 3	H: 1 LOB: 1 BB: 1 P: 7	1B: 10 2B: 0 3B: 1 HR: 0	SF: 0 SAC: 2 DP: 1 HBP: 0	WP: 0 PB: 0 SB: 1 CS: 1	PA: 43			
PITCHER	IP	WLS	BF	H	R	ER	SO	BB	IBB	HBP	BLK	WP	HR	S	P	ERA	WHIP								
Ray Washburn, R (1, 1) ERA: 2.38	4.2	L	24	8	5	3	4	2	0	0	0	0	0	30	38	5.79	2.143								
Ron Willis, R (5, 1) ERA: 3.51	0.1		1	0	0	0	0	0	0	0	0	0	0	1	1	0.00	0.000								
Dick Hughes, R (6, 1) ERA: 3.16	2.0		8	2	0	0	0	0	0	0	0	0	0	8	8	0.00	1.000								
Mel Nelson, L (8, 1) ERA: 2.82	2.0		9	1	0	0	1	3	0	0	0	0	0	8	20	0.00	2.000								

San Francisco Giants @ St. Louis Cardinals
 Busch Stadium, St. Louis, MO
 Sat Sep 07 1968, 3:33 AM CDT
 Att: 28,718 - Unknown

livebaseballscorecards.com

AB	35
R	5
H	11
RBI	4
BB	5
SO	5
LOB	14



Batter	1	2	3	4	5	6	7	8	9	AB R H RBI BB SO LOB
Lou Brock, L (1, 7) OBP: 0.322, SLG: 0.411	0-0 6-3		0-0 F8			0-0 4-3		0-0 E8		4 0 0 0 0 0 0
Curt Flood, R (1, 8) OBP: 0.334, SLG: 0.363	0-0 PB 1B		0-3 K			4-0 1B BB		0-0 F9		3 1 1 0 1 1 1
Roger Maris, L (1, 9) OBP: 0.323, SLG: 0.394	0-0 1-H 1B				0-0 F9	0-0 1-2 G6-3 1B		0-0 F8		4 0 2 1 0 0 1
Johnny Edwards, L (1, 2) OBP: 0.294, SLG: 0.343	0-0 F7				0-0 3-1	0-0 G6-3 1-2f		0-3 K		4 0 0 0 0 1 4
Phil Gagliano, R (1, 5) OBP: 0.279, SLG: 0.316 (6, 4)	0-0 5-3				0-0 1B		0-0 6-3		0-0 6-3	4 0 1 0 0 0 1
Orlando Cepeda, R (1, 3) OBP: 0.309, SLG: 0.374		0-0 F7			0-0 F7	4-0 1B BB		0-0 F8		3 0 0 0 1 0 1
Dick Schofield, S (1, 4) OBP: 0.302, SLG: 0.325 (6, 6)		0-0 1-3				0-0 3-1		0-3 K		4 0 1 0 0 1 0
Dal Maxvill, R (1, 6) OBP: 0.319, SLG: 0.295						0-0 4-3		0-0 F6		1 0 0 0 0 0 0
Ed Spiezio, R (5, PH) OBP: 0.226, SLG: 0.149 (6, 5)						0-0 4-3				2 0 0 0 0 0 2
Ray Washburn, R (1, 1) OBP: 0.203, SLG: 0.135			0-3 K			0-0 6-3		0-3 K		1 0 0 0 0 0 1 0
Ron Willis, R (5, 1) OBP: 0.293, SLG: 0.339										0 0 0 0 0 0 0 0
Tim McCarver, L (5, PH) OBP: 0.293, SLG: 0.339										1 0 0 0 0 0 0 0
Dick Hughes, R (6, 1) OBP: 0.282, SLG: 0.352										0 0 0 0 0 0 0 0
Bobby Tolan, L (7, PH) OBP: 0.282, SLG: 0.352										1 0 0 0 0 0 1 2
Mel Nelson, R (8, 1) OBP: 0.250, SLG: 0.182										0 0 0 0 0 0 0 0

Inning Stats	R: 1	H: 2	E: 0	K: 0	S: 5	R: 0	H: 0	E: 0	K: 0	S: 3	R: 0	H: 0	E: 0	K: 2	S: 7	R: 0	H: 1	E: 0	K: 0	S: 4	R: 0	H: 0	E: 0	K: 0	S: 3	R: 0	H: 1	E: 0	K: 0	S: 3	R: 0	H: 1	E: 1	K: 1	S: 6	R: 0	H: 0	E: 0	K: 1	S: 5	R: 0	H: 0	E: 0	K: 1	S: 5	1B: 5	2B: 0	3B: 0	HR: 0	SF: 0	SAC: 0	DP: 1	HBP: 0	WP: 0	PB: 1	SB: 0	CS: 0	PA: 34
--------------	------	------	------	------	------	------	------	------	------	------	------	------	------	------	------	------	------	------	------	------	------	------	------	------	------	------	------	------	------	------	------	------	------	------	------	------	------	------	------	------	------	------	------	------	------	-------	-------	-------	-------	-------	--------	-------	--------	-------	-------	-------	-------	--------

PITCHER	IP	WLS	BF	H	R	ER	SO	BB	IBB	HBP	BLK	WP	HR	S	P	ERA	WHIP
Gaylord Perry, R (1, 1) ERA: 2.43	9.0	W	34	5	1	1	5	2	0	0	0	0	0	42	50	1.00	0.778

BOTTOM

San Francisco Giants @ St. Louis Cardinals
 Busch Stadium, St. Louis, MO
 Sat Sep 07 1968, 3:33 AM CDT
 Att. 28,718 - Unknown

AB	32
R	1
H	5
RBI	1
BB	2
SO	5
LOB	12



PITCHER	IP	WLS	BF	H	R	ER	SO	BB	IBB	HBP	BLK	WP	HR	S	P	ERA	WHIP
---------	----	-----	----	---	---	----	----	----	-----	-----	-----	----	----	---	---	-----	------

Batter	1	2	3	4	5	6	7	8	9	10	11	AB R H RBI BB SO LOB	TOP																			
Bobby Bonds, R OBP: 0.358, SLG: 0.415 (1, 8) (5, 9)				6-3	F9			K		F9		5 0 1 0 0 1 2	San Francisco Giants @ St. Louis Cardinals Busch Stadium, St. Louis, MO Sun Sep 08 1968, 3:33 AM CDT Att. 32,926 - Unknown																			
Bob Schroder, L OBP: 0.261, SLG: 0.250 (1, 4)	1-3			4-3		F6		G3				5 0 1 0 0 0 1																				
Ty Cline, L OBP: 0.267, SLG: 0.288 (1, 7)	L9					L8			L4			5 1 2 0 0 0 0																				
Willie McCovey, L OBP: 0.382, SLG: 0.545 (1, 3)			F8			G3			F7	F6		5 0 0 0 0 0 4																				
Jim Ray Hart, R OBP: 0.332, SLG: 0.453 (1, 5)					F4		5-3			F6		5 0 2 0 0 0 2																				
Jesus Alou, R OBP: 0.269, SLG: 0.307 (1, 9)			G5-4-3		4-3		F9					2 0 0 0 0 0 1																				
Jim Davenport, R OBP: 0.293, SLG: 0.248 (5, 6)			G5-4-3						K			0 0 0 0 0 0 0																				
Nate Oliver, R OBP: 0.189, SLG: 0.205 (6, 6)			1-2r									3 0 0 0 0 1 2																				
Dick Dietz, R OBP: 0.373, SLG: 0.425 (1, 2)				6-3						F4		4 1 2 1 1 0 0																				
Hal Lanier, R OBP: 0.214, SLG: 0.230 (1, 6)				4-3			FC6-4			F2		1 0 0 0 0 0 0																				
Willie Mays, R OBP: 0.360, SLG: 0.460 (5, PH) (5, 8)							FC6-4					3 0 1 1 1 0 1																				
Mike McCormick, L OBP: 0.188, SLG: 0.182 (1, 1)								6-3				1 0 0 0 0 1 0																				
Dave Marshall, L OBP: 0.346, SLG: 0.345 (5, PH)									F9			1 0 1 0 0 0 0																				
Joe Gibbon, R (5, 1)												0 0 0 0 0 0 0																				
Frank Linzy, R (7, 1)												2 0 0 0 0 0 3																				
Inning Stats	R: 0 E: 0 K: 3 S: 3	H: 1 LOB: 0 BB: 0 P: 3	R: 0 E: 0 K: 3 S: 3	H: 1 LOB: 0 BB: 0 P: 3	R: 0 E: 0 K: 1 S: 5	H: 0 LOB: 0 BB: 0 P: 5	R: 0 E: 0 K: 0 S: 4	H: 1 LOB: 1 BB: 0 P: 4	R: 1 E: 0 K: 0 S: 6	H: 3 LOB: 2 BB: 0 P: 6	R: 0 E: 0 K: 0 S: 3	H: 0 LOB: 0 BB: 0 P: 3	R: 0 E: 0 K: 1 S: 5	H: 0 LOB: 0 BB: 0 P: 5	R: 0 E: 0 K: 1 S: 5	H: 0 LOB: 0 BB: 0 P: 5	R: 1 E: 0 K: 1 S: 8	H: 2 LOB: 3 BB: 1 P: 12	R: 0 E: 0 K: 0 S: 5	H: 2 LOB: 2 BB: 0 P: 5	R: 0 E: 0 K: 0 S: 3	H: 0 LOB: 0 BB: 0 P: 3	1B: 9 2B: 0 3B: 1 HR: 0	SF: 0 SAC: 0 DP: 1 HBP: 0	WP: 0 PB: 0 SB: 0 CS: 1	PA: 44						
PITCHER	IP WLS BF H R ER SO BB IBB HBP BLK WP HR S P ERA WHIP												IP WLS BF H R ER SO BB IBB HBP BLK WP HR S P ERA WHIP																			
Nelson Briles, R ERA: 2.58 (1, 1)	9.0																															
Joe Hoerner, L ERA: 1.58 (10, 1)	2.0	W	8	2	0	0	0	0	0	0	0	0	0	0	8	8	0.00	1.000														

AB	42
R	2
H	10
RBI	2
BB	2
SO	3
LOB	16



livebaseballscorecards.com

Batter	1	2	3	4	5	6	7	8	9	10	11	AB	R	H	RBI	BB	SO	LOB	BOTTOM							
Lou Brock, L OBP: 0.323, SLG: 0.413 (1, 7)												6	0	3	0	0	0	2	San Francisco Giants @ St. Louis Cardinals Busch Stadium, St. Louis, MO Sun Sep 08 1968, 3:33 AM CDT Att. 32,926 - Unknown							
Julian Javier, R OBP: 0.288, SLG: 0.338 (1, 4)												2	0	1	0	2	0	1								
Johnny Edwards, L OBP: 0.293, SLG: 0.343 (9, PH)												0	0	0	1	0	0	0								
Joe Hoerner, R OBP: 0.287, SLG: 0.325 (10, 1)												0	0	0	0	0	0	0								
Phil Gagliano, R OBP: 0.287, SLG: 0.325 (11, PH)												1	0	1	1	0	0	0								
Curt Flood, R OBP: 0.333, SLG: 0.361 (1, 8)												5	0	1	0	0	1	6								
Orlando Cepeda, R OBP: 0.308, SLG: 0.378 (1, 3)												5	1	1	1	0	0	8								
Mike Shannon, R OBP: 0.318, SLG: 0.416 (1, 5)												5	0	1	0	0	0	5								
Tim McCarver, L OBP: 0.293, SLG: 0.338 (1, 2)													4	0	1	0	0	0								
Ron Davis, R OBP: 0.259, SLG: 0.289 (1, 9)													3	0	1	0	0	0								
Bobby Tolan, L OBP: 0.280, SLG: 0.349 (8, PH)													2	0	0	0	0	1								
Dal Maxvill, R OBP: 0.318, SLG: 0.294 (1, 6)													5	1	1	0	0	1	3							
Nelson Briles, R OBP: 0.175, SLG: 0.135 (1, 1)												3	0	1	0	0	1	0								
Roger Maris, L OBP: 0.322, SLG: 0.392 (9, PH)												1	0	0	0	0	0	0								
Bob Gibson, R OBP: 0.242, SLG: 0.233 (9, PR)												0	1	0	0	0	0	0								
Dick Schofield, S OBP: 0.299, SLG: 0.322 (10, 4)												1	0	0	0	0	1	1								
Inning Stats	R: 0 E: 0 K: 0 S: 5	H: 2 LOB: 2 BB: 0 P: 5	R: 0 E: 0 K: 0 S: 3	H: 0 LOB: 0 BB: 0 P: 3	R: 0 E: 0 K: 0 S: 4	H: 1 LOB: 1 BB: 0 P: 4	R: 1 E: 1 K: 0 S: 5	H: 3 LOB: 1 BB: 0 P: 5	R: 0 E: 1 K: 1 S: 7	H: 1 LOB: 3 BB: 1 P: 11	R: 0 E: 0 K: 0 S: 3	H: 0 LOB: 0 BB: 0 P: 3	R: 0 E: 0 K: 1 S: 6	H: 1 LOB: 2 BB: 1 P: 10	R: 0 E: 0 K: 1 S: 6	H: 1 LOB: 1 BB: 0 P: 6	R: 1 E: 2 K: 0 S: 5	H: 0 LOB: 2 BB: 0 P: 5	R: 0 E: 0 K: 0 S: 3	H: 0 LOB: 0 BB: 0 P: 3	R: 1 E: 0 K: 1 S: 6	H: 3 LOB: 2 BB: 0 P: 6	1B: 10 2B: 2 3B: 0 HR: 1	SF: 1 SAC: 1 DP: 1 HBP: 0	WP: 0 PB: 0 SB: 3 CS: 0	PA: 47
PITCHER	IP	WLS	BF	H	R	ER	SO	BB	IBB	HBP	BLK	WP	HR	S	P	ERA	WHIP									
Mike McCormick, L ERA: 3.63 (1, 1)	4.0		17	6	1	1	0	0	0	0	0	0	1	17	17	2.25	1.500									
Joe Gibbon, L ERA: 1.46 (5, 1)	2.1		12	2	0	0	1	2	0	0	0	0	0	12	20	0.00	1.714									
Frank Linzy, R ERA: 2.4 (7, 1)	4.0	L	18	4	2	1	3	0	0	0	0	0	0	24	24	2.25	1.000									

livebaseballscores.com

AB	43
R	3
H	12
RBI	3
BB	2
SO	4
LOB	27



Batter	1	2	3	4	5	6	7	8	9	AB R H RBI BB SO LOB	TOP
Bobby Bonds, R (1, 9) OBP: 0.360, SLG: 0.418	0-0 G4-6-3 2B		0-3 K		4-0 BB			0-0 6-3		3 0 1 0 1 1 0	
Ron Hunt, R (1, 4) OBP: 0.371, SLG: 0.288	4-0 G4-6-3 BB			0-0 F5	0-0 6-3			0-0 F8		3 0 0 0 1 0 1	
Willie Mays, R (1, 8) OBP: 0.359, SLG: 0.465	0-0 G4-6-3 1-2f 2-3			0-0 HR				0-0 F9	0-0 F9	4 1 1 1 0 0 2	
Willie McCovey, L (1, 3) OBP: 0.381, SLG: 0.543	0-0 4-3			0-0 6-3				0-0 4-3	0-0 1B	4 0 1 0 0 0 1	
Jim Ray Hart, R (1, 5) OBP: 0.331, SLG: 0.450				0-0 F8	4-0 BB BB			0-0 F6	0-3 K	3 0 0 0 1 1 1	
Dick Dietz, R (1, 2) OBP: 0.372, SLG: 0.420				0-3 K	4-0 1-2 BB			0-0 F9	0-3 K	3 0 0 0 1 2 1	
Jesus Alou, R (1, 7) OBP: 0.270, SLG: 0.307				0-0 5-3	0-0 F8			0-0 G6-3 1B		3 0 1 0 0 0 2	
Hal Lanier, R (1, 6) OBP: 0.213, SLG: 0.228				0-0 F8				0-0 G6-3 1-2f		3 0 0 0 0 0 1	
Ray Sadecki, L (1, 1) OBP: 0.143, SLG: 0.114				0-3 K				0-3 K		2 0 0 0 0 2 0	
Jim Davenport, R (8, PH) OBP: 0.292, SLG: 0.247										1 0 0 0 0 1 0	
Ron Herbel, R (8, 1)										0 0 0 0 0 0 0	
Inning Stats	R: 0 E: 0 K: 0 S: 3 H: 1 LOB: 1 BB: 1 P: 7	R: 0 E: 0 K: 1 S: 5 H: 0 LOB: 0 BB: 0 P: 5	R: 0 E: 0 K: 2 S: 7 H: 0 LOB: 0 BB: 0 P: 7	R: 1 E: 0 K: 0 S: 4 H: 1 LOB: 2 BB: 2 P: 12	R: 0 E: 0 K: 1 S: 5 H: 0 LOB: 1 BB: 1 P: 9	R: 0 E: 0 K: 0 S: 3 H: 0 LOB: 0 BB: 0 P: 3	R: 0 E: 0 K: 0 S: 3 H: 1 LOB: 0 BB: 0 P: 3	R: 0 E: 0 K: 1 S: 5 H: 0 LOB: 0 BB: 0 P: 5	R: 0 E: 0 K: 2 S: 8 H: 1 LOB: 1 BB: 0 P: 8	1B: 2 2B: 1 3B: 0 HR: 1 SF: 0 SAC: 0 DP: 2 HBP: 0	WP: 0 PB: 0 SB: 1 CS: 0 PA: 33
PITCHER	IP WLS BF H R ER SO BB IBB HBP BLK WP HR S P ERA WHIP										
George Stone, L (1, 1) ERA: 2.78	8.1 W 31 4 1 1 5 4 0 0 0 0 1 37 53 1.08 0.960										
Cecil Upshaw, R (9, 1) ERA: 2.39	0.2 S 2 0 0 0 2 0 0 0 0 0 0 6 6 0.00 0.000										

San Francisco Giants @ Atlanta Braves
 Atlanta Stadium, Atlanta, GA
 Mon Sep 09 1968, 7:05 PM EDT
 Att. 3,777 - Unknown

livebaseballscorecards.com

AB 29
R 1
H 4
RBI 1
BB 4
SO 7
LOB 9



Batter	1	2	3	4	5	6	7	8	9
Felipe Alou, R OBP: 0.361, SLG: 0.426 (1, 8)	0-0 SH1-3 1B 1B		0-0 6-3		0-0 FC6-4 1-2f			0-0 F9	
Felix Millan, R OBP: 0.326, SLG: 0.349 (1, 4)	0-0 SH1-3 1-2		0-0 F8		0-0 F6			0-0 4-3	
Hank Aaron, R OBP: 0.351, SLG: 0.498 (1, 9)	0-0 6-3		0-0 FC6-4 1B			0-0 E S 1B		0-0 1B	
Joe Torre, R OBP: 0.333, SLG: 0.371 (1, 2)	0-0 1B 2-H		0-0 FC6-4 1-2f			0-3 K 1-3		0-0 F8	
Bob Johnson, R OBP: 0.305, SLG: 0.304 (1, 5)	0-3 K			0-0 F8		0-3 K			
Tommie Aaron, R OBP: 0.299, SLG: 0.301 (1, 7)		0-0 1B G6-4-3 2B		0-0 6-3		0-0 F4			
Mike Lum, L OBP: 0.283, SLG: 0.340 (9, 7)									
Deron Johnson, R OBP: 0.286, SLG: 0.314 (1, 3)		0-0 G6-4-3 2-3 1B		0-0 6-3			0-0 F8		
Marty Martinez, S OBP: 0.306, SLG: 0.274 (1, 6)		0-0 G6-4-3 1-2f 3-H			0-0 FC1-6 1B		0-0 F8		
George Stone, L OBP: 0.375, SLG: 0.348 (1, 1)		0-3 K			0-0 FC1-6 1-2f		0-0 1-3		
Cecil Upshaw, R OBP: 0.227, SLG: 0.190 (9, 1)									

Inning Stats	R: 1 E: 0 K: 1 S: 7	H: 2 LOB: 1 BB: 0 P: 7	R: 1 E: 0 K: 1 S: 6	H: 2 LOB: 0 BB: 0 P: 6	R: 0 E: 0 K: 0 S: 4	H: 1 LOB: 1 BB: 0 P: 4	R: 0 E: 0 K: 0 S: 3	H: 0 LOB: 0 BB: 0 P: 3	R: 0 E: 0 K: 2 S: 8	H: 1 LOB: 1 BB: 0 P: 8	R: 0 E: 0 K: 0 S: 3	H: 0 LOB: 0 BB: 0 P: 3	R: 0 E: 0 K: 0 S: 4	H: 1 LOB: 1 BB: 0 P: 4
--------------	------------------------------	---------------------------------	------------------------------	---------------------------------	------------------------------	---------------------------------	------------------------------	---------------------------------	------------------------------	---------------------------------	------------------------------	---------------------------------	------------------------------	---------------------------------

PITCHER	IP	WLS	BF	H	R	ER	SO	BB	IBB	HBP	BLK	WP	HR	S	P	ERA	WHIP
Ray Sadecki, L ERA: 2.88 (1, 1)	7.0	L	27	7	2	2	4	0	0	0	0	0	0	35	35	2.57	1.000
Ron Herbel, R ERA: 3.66 (8, 1)	1.0		4	1	0	0	0	0	0	0	0	0	0	4	4	0.00	1.000

BOTTOM

AB	R	H	RBI	BB	SO	LOB
4	1	1	0	0	0	1
3	0	0	0	0	0	1
4	0	3	0	0	0	1
4	0	1	1	0	1	3
3	0	0	0	0	2	2
3	1	1	0	0	0	1
0	0	0	0	0	0	0
3	0	1	0	0	0	0
3	0	1	0	0	0	1
3	0	0	0	0	1	1
0	0	0	0	0	0	0


San Francisco Giants @ Atlanta Braves
Atlanta Stadium, Atlanta, GA
 Mon Sep 09 1968, 7:05 PM EDT
 Att. 3,777 - Unknown

AB 30
R 2
H 8
RBI 1
BB 0
SO 4
LOB 11



WP	PA
0	31

WP	PA
0	31

Batter	1	2	3	4	5	6	7	8	9	AB R H RBI BB SO LOB	TOP
Bobby Bonds, R OBP: 0.359, SLG: 0.419 (1, 8) X (9, 9)	0-0 6-3		0-0 FC4-6 1-3 HR 2B		0-0 5-3		0-3 K			4 1 1 0 0 1 1	
Ron Hunt, R OBP: 0.369, SLG: 0.285 (1, 4) X	0-0 6-3		0-0 E1 FC4-6		0-3 K			0-0 F7		4 0 0 0 0 1 2	
Ty Cline, L OBP: 0.263, SLG: 0.284 (1, 7) X	0-0 F5		0-0 FC4-6 HR			0-0 F2		0-0 L7		4 1 0 1 0 0 2	
Willie McCovey, L OBP: 0.382, SLG: 0.549 (1, 3)		0-0 F8	0-0 HR			0-0 WP 1B		0-0 1-3		4 1 2 3 0 0 0	
Jim Ray Hart, R OBP: 0.331, SLG: 0.449 (1, 5)		0-0 1-6-3 WP 1B	0-0 F8			0-3 K		0-0 6-3		4 0 1 0 0 1 1	
Dave Marshall, L OBP: 0.337, SLG: 0.336 (1, 9) Willie Mays, R OBP: 0.359, SLG: 0.465 (9, 8)		0-0 1-6-3 1-3		0-0 G1		0-3 K		0-0 1-3		4 0 0 0 0 1 2 0 0 0 0 0 0 0	
Jack Hiatt, R OBP: 0.352, SLG: 0.362 (1, 2)		0-0 5-3		0-0 6-3			4-0 SH1-4 BB		0-3 K	3 0 0 0 1 1 1	AB 32 R 4 H 5 RBI 4 BB 1 SO 6 LOB 10
Hal Lanier, R OBP: 0.212, SLG: 0.227 (1, 6)			0-0 F7	0-0 4-3			0-0 SH1-4 1-2			2 0 0 0 0 0 0	
Bobby Bolin, R OBP: 0.170, SLG: 0.071 (1, 1) Mike McCormick, L OBP: 0.182, SLG: 0.175 (3, 1)			0-0 2B FC4-6 1B		0-3 K		0-0 F4			1 1 1 0 0 0 0 2 0 0 0 0 1 1	
Inning Stats	R: 0 E: 0 K: 0 S: 3 H: 0 LOB: 0 BB: 0 P: 3	R: 0 E: 0 K: 0 S: 4 H: 1 LOB: 1 BB: 0 P: 4	R: 4 E: 1 K: 0 S: 7 H: 3 LOB: 0 BB: 0 P: 7	R: 0 E: 0 K: 0 S: 3 H: 0 LOB: 0 BB: 0 P: 3	R: 0 E: 0 K: 2 S: 8 H: 0 LOB: 1 BB: 0 P: 8	R: 0 E: 0 K: 1 S: 5 H: 0 LOB: 1 BB: 1 P: 9	R: 0 E: 0 K: 0 S: 3 H: 0 LOB: 0 BB: 0 P: 3	R: 0 E: 0 K: 1 S: 5 H: 0 LOB: 0 BB: 0 P: 5	1B: 3 2B: 1 3B: 0 HR: 1 SF: 0 SAC: 1 DP: 0 HBP: 0	WP: 2 PB: 0 SB: 0 CS: 0 PA: 34	
PITCHER Al Santorini, R ERA: 3.45 (1, 1) Ron Reed, R ERA: 3.45 (4, 1) Claude Raymond, R ERA: 3.02 (8, 1)	IP 3.0 WLS L BF 14 H 4 R 4 ER 0 SO 0 BB 0 IBB 0 HBP 0 BLK 0 WP 1 HR 1 S 14 P 14 ERA 0.00 WHIP 1.333	IP 4.0 WLS L BF 14 H 1 R 0 ER 0 SO 5 BB 1 IBB 0 HBP 0 BLK 0 WP 1 HR 0 S 23 P 27 ERA 0.00 WHIP 0.500	IP 2.0 WLS L BF 6 H 0 R 0 ER 0 SO 1 BB 0 IBB 0 HBP 0 BLK 0 WP 0 HR 0 S 8 P 8 ERA 0.00 WHIP 0.000	PITCHER IP WLS BF H R ER SO BB IBB HBP BLK WP HR S P ERA WHIP							

San Francisco Giants @ Atlanta Braves
Atlanta Stadium, Atlanta, GA
Tue Sep 10 1968, 7:05 PM EDT
Att. 4,934 - Unknown

livebaseballscorecards.com

Batter	1	2	3	4	5	6	7	8	9	AB	R	H	RBI	BB	SO	LOB
Felipe Alou, R OBP: 0.362, SLG: 0.428 (1, 8)	0-3 K ①		0-0 1B 2B		0-3 K ①		0-0 1B			4	1	2	0	0	2	0
Felix Millan, R OBP: 0.328, SLG: 0.350 (1, 4)	0-0 F9 ②		0-0 1B WP 1B 2-H		0-0 1B		0-0 F6 ③			4	1	2	1	0	0	1
Hank Aaron, R OBP: 0.351, SLG: 0.496 (1, 9)	0-3 K ③		0-0 1B 1B		0-0 F9 ②			0-0 6-3 ①		4	0	1	0	0	1	1
Joe Torre, R OBP: 0.334, SLG: 0.373 (1, 3)		0-0 1B	0-0 1B 1-2 3-H		0-3 K ③			0-0 L7 ②		4	0	2	1	0	1	1
Tito Francona, L OBP: 0.397, SLG: 0.370 (1, 7)	0-3 K ①		0-3 K ③		0-0 F8 ①			0-0 F3 ③		1	0	0	0	0	1	1
Tommie Aaron, R OBP: 0.295, SLG: 0.297 (3, PH) (4, 7)										3	0	0	0	0	1	2
Walt Hrinik, L OBP: 0.295, SLG: 0.297 (1, 2) (9, PH)	0-0 F5 ②			0-0 F4 ①		0-0 F5 ②		0-3 K ①		3	0	0	0	0	0	1
Sonny Jackson, L OBP: 0.300, SLG: 0.289 (1, 6)	0-0 5-3 ③			4-0 BB		0-0 4-3 ③		0-0 L7 ②		2	0	0	0	1	0	1
Gil Garrido, R OBP: 0.205, SLG: 0.211 (9, PH)								0-0 6-3 ③		1	0	0	0	0	0	0
Marty Martinez, S OBP: 0.302, SLG: 0.271 (1, 5)			0-0 F8 ①	0-0 F8 ②		0-0 F9 ①		0-0 6-3 ③		4	0	0	0	0	0	1
Al Santorini, R OBP: 0.224, SLG: 0.197 (1, 1)			0-0 F4 ②	0-0 6-3 ③		0-0 1-3 ②				0	0	0	0	0	0	0
Wayne Causey, L OBP: 0.203, SLG: 0.228 (3, PH)										1	0	0	0	0	0	0
Ron Reed, R OBP: 0.304, SLG: 0.302 (4, 1)										1	0	0	0	0	0	1
Bob Johnson, R OBP: 0.143, SLG: 0.143 (7, PH)										1	0	0	0	0	0	0
Claude Raymond, R OBP: 0.143, SLG: 0.143 (8, 1)										0	0	0	0	0	0	0

Inning Stats	R: 0	H: 0	E: 0	K: 2	S: 7	H: 0	LOB: 0	BB: 0	P: 7	R: 0	H: 1	E: 0	K: 1	S: 6	R: 2	H: 4	E: 0	K: 1	S: 9	R: 0	H: 0	E: 0	K: 0	S: 3	R: 0	H: 1	E: 0	K: 2	S: 8	R: 0	H: 0	E: 0	K: 0	S: 3	R: 0	H: 1	E: 0	K: 0	S: 4	R: 0	H: 0	E: 0	K: 0	S: 3	R: 0	H: 0	E: 0	K: 1	S: 5	1B: 6	SF: 0	2B: 1	SAC: 0	3B: 0	DP: 0	HR: 0	HBP: 0
--------------	------	------	------	------	------	------	--------	-------	------	------	------	------	------	------	------	------	------	------	------	------	------	------	------	------	------	------	------	------	------	------	------	------	------	------	------	------	------	------	------	------	------	------	------	------	------	------	------	------	------	-------	-------	-------	--------	-------	-------	-------	--------

PITCHER	IP	WLS	BF	H	R	ER	SO	BB	IBB	HBP	BLK	WP	HR	S	P	ERA	WHIP
Bobby Bolin, R ERA: 2.0 (1, 1)	2.2		13	5	2	2	3	0	0	0	0	1	0	19	19	6.75	1.875
Mike McCormick, L ERA: 3.51 (3, 1)	6.1	W	22	2	0	0	4	1	0	0	0	0	0	29	33	0.00	0.474

BOTTOM

San Francisco Giants @ Atlanta Braves
Atlanta Stadium, Atlanta, GA

Tue Sep 10 1968, 7:05 PM EDT
Att. 4,934 - Unknown

AB	34
R	2
H	7
RBI	2
BB	1
SO	7
LOB	10

WP: 1 PA: 35
PB: 0
SB: 0
CS: 0



PITCHER	IP	WLS	BF	H	R	ER	SO	BB	IBB	HBP	BLK	WP	HR	S	P	ERA	WHIP
---------	----	-----	----	---	---	----	----	----	-----	-----	-----	----	----	---	---	-----	------

Batter	1	2	3	4	5	6	7	8	9	AB R H RBI BB SO LOB	TOP
Bobby Bonds, R OBP: 0.354, SLG: 0.412 (1, 9) X	0-0 F8 ①		0-0 5-3 ②		0-3 K ③			0-0 5-3 ①		4 0 0 0 0 1 0	San Francisco Giants @ Atlanta Braves Atlanta Stadium, Atlanta, GA Wed Sep 11 1968, 7:05 PM EDT Att. 8,196 - Unknown livebaseballscorecards.com
Ron Hunt, R OBP: 0.366, SLG: 0.283 (1, 4) X	0-0 5-3 ②		0-0 6-3 ③			0-0 F2 ①		0-3 K ②		4 0 0 0 0 1 0	
Willie Mays, R OBP: 0.360, SLG: 0.463 (1, 8) B B B	4-0 BB			4-0 1B BB		0-0 F7 ②		0-0 F4 ③		2 1 0 0 2 0 0	
Willie McCovey, L OBP: 0.379, SLG: 0.544 (1, 3) X	0-0 F9 ③			0-0 F8 ①		0-0 F8 ③		0-0 F7 ①		4 0 0 0 0 0 2	
Jim Ray Hart, R OBP: 0.330, SLG: 0.447 (1, 5) X		0-0 F7 ①		0-0 F6 ②		0-0 1B 1B		0-0 F8 ②		4 0 1 0 0 0 1	
Dick Dietz, R OBP: 0.373, SLG: 0.425 (1, 2) X		0-0 2B		0-0 1B		0-0 F8 ①		0-3 K ③		4 0 2 1 0 1 1	
Ty Cline, L OBP: 0.261, SLG: 0.280 (1, 7) X		0-0 L8 ②		0-0 L7 ③		0-0 L9 ②				3 0 0 0 0 0 3	
Hal Lanier, R OBP: 0.212, SLG: 0.228 (1, 6) X		0-0 4-3 ③			0-3 K ①		0-0 1B			3 0 1 0 0 1 1	
Juan Marichal, R OBP: 0.182, SLG: 0.188 (1, 1) X			0-0 F2 ①		0-0 F4 ②		0-3 K ③			3 0 0 0 0 1 2	
Inning Stats	R: 0 H: 0 E: 0 LOB: 1 K: 0 BB: 1 S: 3 P: 7	R: 0 H: 1 E: 0 LOB: 1 K: 0 BB: 0 S: 4 P: 4	R: 0 H: 0 E: 0 LOB: 0 K: 0 BB: 0 S: 3 P: 3	R: 1 H: 1 E: 0 LOB: 1 K: 0 BB: 1 S: 4 P: 8	R: 0 H: 0 E: 0 LOB: 0 K: 2 BB: 0 S: 7 P: 7	R: 0 H: 0 E: 0 LOB: 0 K: 0 BB: 0 S: 3 P: 3	R: 0 H: 2 E: 0 LOB: 2 K: 1 BB: 0 S: 7 P: 7	R: 0 H: 0 E: 0 LOB: 0 K: 1 BB: 0 S: 5 P: 5	R: 0 H: 0 E: 0 LOB: 0 K: 1 BB: 0 S: 5 P: 5	1B: 3 SF: 0 2B: 1 SAC: 0 3B: 0 DP: 0 HR: 0 HBP: 0	WP: 0 PA: 33 PB: 0 SB: 1 CS: 0
PITCHER Pat Jarvis, R (1, 1) ERA: 2.33	IP WLS BF H R ER SO BB IBB HBP BLK WP HR S P ERA WHIP										

AB	31
R	1
H	4
RBI	1
BB	2
SO	5
LOB	10



Batter	1	2	3	4	5	6	7	8	9
Felipe Alou, R OBP: 0.361, SLG: 0.427 (1, 8) X	0-0 F8 ①		X 0-0 FC4-6 1B	X 0-0 F8 ③			X 0-0 F6 ①		
Felix Millan, R OBP: 0.327, SLG: 0.350 (1, 4) X	0-0 5-3 ②		X 0-0 FC4-6 1-2f HR		X 0-0 F9 ①		X 0-0 1B 1B		
Hank Aaron, R OBP: 0.353, SLG: 0.504 (1, 3) (9, 9) X	0-0 1B 1B		X 0-0 1-H HR		X 0-0 5-3 ②		X 0-0 1B 1-2 1B		
Tito Francona, L OBP: 0.401, SLG: 0.375 Deron Johnson, R OBP: 0.286, SLG: 0.314 (1, 7) (9, 3) X	0-0 1-3 1B		X 0-0 WP 1B		X 0-0 1B		X 0-3 K ②		
Mike Lum, L OBP: 0.282, SLG: 0.338 (1, 9) (9, 7) S S S	0-3 K ③		X 0-0 F6 ②		X 0-0 1-3		X 0-0 1-3 2-H 1B		
Walt Hrinjak, L OBP: 0.286, SLG: 0.286 (1, 2) S S S		X 0-0 FC4-6 1B	X 0-3 K2-3 ③		X 0-0 SH2-4 1B		X 0-3 K ③		
Sonny Jackson, L OBP: 0.298, SLG: 0.287 (1, 6) X		X 0-0 FC4-6 1-2f		X 0-0 L7 ①		X 0-0 SH2-4 1-2		X 0-0 F8 ①	
Marty Martinez, S OBP: 0.302, SLG: 0.270 (1, 5) X		X 0-0 F9 ②		X 0-0 S 1B		X 0-3 K ②		X 0-0 F8 ②	
Pat Jarvis, R OBP: 0.190, SLG: 0.175 (1, 1) X		X 0-0 L7 ③		X 0-3 K ②		X 0-0 F8 ③		X 0-3 K ③	

Inning Stats	R: 0 E: 0 K: 1 S: 7	H: 2 LOB: 2 BB: 0 P: 7	R: 0 E: 0 K: 0 S: 4	H: 1 LOB: 1 BB: 0 P: 4	R: 2 E: 0 K: 1 S: 8	H: 3 LOB: 1 BB: 0 P: 8	R: 0 E: 0 K: 1 S: 6	H: 1 LOB: 1 BB: 0 P: 6	R: 0 E: 0 K: 0 S: 4	H: 1 LOB: 1 BB: 0 P: 4	R: 0 E: 0 K: 1 S: 6	H: 1 LOB: 1 BB: 0 P: 6	R: 1 E: 0 K: 2 S: 10	H: 3 LOB: 2 BB: 0 P: 10	R: 0 E: 0 K: 1 S: 5	H: 0 LOB: 0 BB: 0 P: 5
--------------	------------------------------	---------------------------------	------------------------------	---------------------------------	------------------------------	---------------------------------	------------------------------	---------------------------------	------------------------------	---------------------------------	------------------------------	---------------------------------	-------------------------------	----------------------------------	------------------------------	---------------------------------

PITCHER	IP	WLS	BF	H	R	ER	SO	BB	IBB	HBP	BLK	WP	HR	S	P	ERA	WHIP
Juan Marichal, R ERA: 2.45 (1, 1)	8.0	L	36	12	3	3	7	0	0	0	0	1	1	50	50	3.38	1.500

AB	R	H	RBI	BB	SO	LOB
4	0	1	0	0	0	1
4	2	1	0	0	0	1
4	1	3	2	0	0	0
4	0	3	0	0	1	2
0	0	0	0	0	0	0
4	0	1	1	0	1	4
4	0	2	0	0	2	3
3	0	0	0	0	0	1
4	0	1	0	0	1	2
4	0	0	0	0	2	3

BOTTOM

San Francisco Giants @ Atlanta Braves
Atlanta Stadium, Atlanta, GA
Wed Sep 11 1968, 7:05 PM EDT
Att. 8,196 - Unknown

AB	35
R	3
H	12
RBI	3
BB	0
SO	7
LOB	17



WP	PA
1	36

WP	HR	S	P	ERA	WHIP
1	1	50	50	3.38	1.500

1B	2B	3B	HR	SF	SAC	DP	HBP
11	0	0	1	0	0	0	0

WP	HR	S	P	ERA	WHIP
1	1	50	50	3.38	1.500

Batter	1	2	3	4	5	6	7	8	9	AB R H RBI BB SO LOB	TOP											
Pete Rose, S (1, 9) OBP: 0.396, SLG: 0.483	0-0 1-3		0-0 G3			0-0 F9	0-0 F8		0-0 1B	5 0 1 0 0 0 1												
Vada Pinson, L (1, 8) OBP: 0.309, SLG: 0.391	0-0 4-3 2B		0-0 4-3			0-3 K		0-0 F5	0-0 F6	5 0 1 0 0 1 3												
Alex Johnson, R (1, 7) OBP: 0.349, SLG: 0.404	0-0 4-3 2-3			0-0 1-3			0-0 2B 3B	0-0 WP E 2B		4 2 2 0 0 0 1												
Johnny Bench, R (1, 2) OBP: 0.314, SLG: 0.450	0-0 F9			0-3 K			0-0 5-3	0-0 E2 WP		4 0 0 1 0 1 2												
Lee May, R (1, 3) OBP: 0.342, SLG: 0.478		0-0 5-3		0-0 5-3			0-0 2B 2B	0-0 5-3 1-2		4 1 1 1 0 0 1												
Tony Perez, R (1, 5) OBP: 0.342, SLG: 0.435		4-0 CS BB			0-0 G6-4-3 1B		0-0 2B 2B	0-0 F8		3 1 2 1 1 0 1												
Hal McRae, R (1, 4) OBP: 0.279, SLG: 0.250 Woody Woodward, R (9, 4) OBP: 0.283, SLG: 0.254		0-3 K			0-0 G6-4-3 1-2f		0-0 HR 2B		0-3 K	4 1 1 1 0 2 2 0 0 0 0 0 0 0												
Leo Cardenas, R (1, 6) OBP: 0.287, SLG: 0.307			0-0 F3		0-0 G3		0-0 HR		0-0 4-3	4 1 1 2 0 0 0												
Jim Maloney, L (1, 1) OBP: 0.297, SLG: 0.435 Clay Carroll, R (9, 1) OBP: 0.208, SLG: 0.174			0-0 WP 2B			0-3 K	0-0 4-3		0-0 1B 2B	4 0 2 0 0 1 0 0 0 0 0 0 0 0												
Inning Stats	R: 0 E: 0 K: 0 S: 4	H: 1 LOB: 1 BB: 0 P: 4	R: 0 E: 0 K: 1 S: 4	H: 0 LOB: 0 BB: 1 P: 8	R: 0 E: 0 K: 0 S: 4	H: 1 LOB: 1 BB: 0 P: 4	R: 0 E: 0 K: 1 S: 5	H: 0 LOB: 0 BB: 0 P: 5	R: 0 E: 0 K: 0 S: 3	H: 1 LOB: 0 BB: 0 P: 3	R: 0 E: 0 K: 2 S: 7	H: 0 LOB: 0 BB: 0 P: 7	R: 5 E: 0 K: 0 S: 8	H: 5 LOB: 0 BB: 0 P: 8	R: 1 E: 1 K: 0 S: 5	H: 1 LOB: 1 BB: 0 P: 5	R: 0 E: 0 K: 1 S: 7	H: 2 LOB: 2 BB: 0 P: 7	1B: 2 2B: 7 3B: 1 HR: 1	SF: 0 SAC: 0 DP: 1 HBP: 0	WP: 3 PB: 0 SB: 0 CS: 1	PA: 38
PITCHER	IP WLS BF H R ER SO BB IBB HBP BLK WP HR S P ERA WHIP																					
Gaylord Perry, R (1, 1) ERA: 2.55	6.1 L 26 8 5 5 4 1 0 0 0 1 1 33 37 7.11 1.421																					
Mike McCormick, L (7, 1) ERA: 3.5	0.2 2 0 0 0 0 0 0 0 0 0 0 2 2 0.00 0.000																					
Ron Herbel, R (8, 1) ERA: 3.48	2.0 10 3 1 0 1 0 0 0 0 2 0 12 12 0.00 1.500																					

Cincinnati Reds @ San Francisco Giants
 Candlestick Park, San Francisco, CA
 Fri Sep 13 1968, 10:05 PM EDT
 Att. 5,469 - Unknown

livebaseballscorecards.com

AB	37
R	6
H	11
RBI	6
BB	1
SO	5
LOB	11



Batter	1	2	3	4	5	6	7	8	9	AB	R	H	RBI	BB	SO	LOB
Bobby Bonds, R OBP: 0.347, SLG: 0.404 (1, 8)	0-0 1-3		0-0 6-3		0-0 F9		0-3 K		0-0 F6	5	0	0	0	0	1	5
Ron Hunt, R OBP: 0.365, SLG: 0.281 (1, 4)	0-0 F3		0-0 5-3		4-0 BB			0-0 4-3	0-0 1B	3	0	0	0	1	0	0
Jack Hiatt, R OBP: 0.355, SLG: 0.365 (9, PH)					1-2 BB				1-2 2-3 3-H	1	0	1	1	0	0	0
Ty Cline, L OBP: 0.260, SLG: 0.284 (1, 7)	0-0 2B			0-3 K	0-0 L4-3			0-0 L4		4	0	1	0	0	1	2
Willie McCovey, L OBP: 0.378, SLG: 0.548 (1, 3)	0-3 K			0-0 HR		0-0 6-3		0-3 K		4	1	1	1	0	2	2
Jim Ray Hart, R OBP: 0.329, SLG: 0.447 (1, 5)		0-3 K		0-0 WP SF7 2B		0-0 6-3		0-3 K		4	1	1	0	0	2	1
Dave Marshall, L OBP: 0.335, SLG: 0.336 (1, 9)		0-0 4-3		0-0 SF7		0-0 F6			0-0 2B 1B	3	1	1	1	0	0	0
Dick Dietz, R OBP: 0.375, SLG: 0.430 (1, 2)		0-0 1B		0-3 K			0-0 F7		0-0 1B 2B	4	0	2	0	0	1	0
Hal Lanier, R OBP: 0.214, SLG: 0.227 (1, 6)		0-0 F5			4-0 BB BB		0-0 4-3		0-0 1-3 2B	1	0	0	0	1	0	1
Don Mason, L (7, PH) (8, 6)									0-0 1-3	2	0	0	0	0	0	2
Gaylord Perry, R OBP: 0.135, SLG: 0.115 (1, 1)			0-3 K		0-3 K		4-0 BB		4-0 1B BB	2	0	0	0	0	2	1
Mike McCormick, L OBP: 0.182, SLG: 0.175 (7, 1)										0	0	0	0	0	0	0
Bob Schroder, L OBP: 0.277, SLG: 0.250 (7, PH)										0	0	0	0	1	0	0
Ron Herbel, R (8, 1)										0	0	0	0	0	0	0
Willie Mays, R OBP: 0.361, SLG: 0.463 (9, PH)										0	0	0	0	1	0	0

Inning Stats	R: 0	H: 1	E: 0	K: 1	S: 6	R: 0	H: 1	E: 0	K: 1	S: 6	R: 0	H: 0	E: 0	K: 1	S: 5	R: 2	H: 2	E: 0	K: 2	S: 9	R: 0	H: 0	E: 0	K: 1	S: 5	R: 0	H: 0	E: 0	K: 0	S: 3	R: 0	H: 0	E: 1	K: 2	S: 8	R: 1	H: 3	E: 0	K: 0	S: 5	1B: 3	2B: 3	3B: 0	HR: 1	SF: 1	SAC: 0	DP: 0	HBP: 0	WP: 1	PB: 0	SB: 0	CS: 0	PA: 38
--------------	------	------	------	------	------	------	------	------	------	------	------	------	------	------	------	------	------	------	------	------	------	------	------	------	------	------	------	------	------	------	------	------	------	------	------	------	------	------	------	------	-------	-------	-------	-------	-------	--------	-------	--------	-------	-------	-------	-------	--------

PITCHER	IP	WLS	BF	H	R	ER	SO	BB	IBB	HBP	BLK	WP	HR	S	P	ERA	WHIP
Jim Maloney, R ERA: 3.97 (1, 1)	8.0	W	34	6	3	3	9	3	0	0	0	1	1	49	61	3.38	1.125
Clay Carroll, R ERA: 2.77 (9, 1)	1.0	S	4	1	0	0	0	1	0	0	0	0	0	3	7	0.00	2.000

BOTTOM


Cincinnati Reds @ San Francisco Giants
Candlestick Park, San Francisco, CA

livebaseballscorecards.com

AB	33
R	3
H	7
RBI	3
BB	4
SO	9
LOB	14



Fri Sep 13 1968, 10:05 PM EDT
Att. 5,469 - Unknown

Batter	1	2	3	4	5	6	7	8	9	AB R H RBI BB SO LOB	TOP																													
Pete Rose, S (1, 9) OBP: 0.395, SLG: 0.481	0-0 F7			0-3 K		0-3 K			0-0 1B	4 0 1 0 0 2 0	Cincinnati Reds @ San Francisco Giants Candlestick Park, San Francisco, CA Sat Sep 14 1968, 6:33 AM EDT Att. 7,187 - Unknown livebaseballscorecards.com AB 30 R 1 H 5 RBI 1 BB 1 SO 8 LOB 10 																													
Vada Pinson, L (1, 8) OBP: 0.311, SLG: 0.392	0-0 G3			0-0 CS 1B			0-0 1B	0-0 F3	4 0 2 0 0 0 1																															
Alex Johnson, R (1, 7) OBP: 0.347, SLG: 0.401	0-0 1-3			0-3 K 1-2			0-0 F8	0-0 P4	4 0 0 0 0 1 3																															
Johnny Bench, R (1, 2) OBP: 0.313, SLG: 0.449		0-0 G6-4-3 1B			0-0 P6		0-0 L7	0-0 P6	4 0 1 0 0 0 2																															
Lee May, R (1, 3) OBP: 0.340, SLG: 0.475		0-3 K			0-3 K		0-0 F2		3 0 0 0 0 2 2																															
Tony Perez, R (1, 5) OBP: 0.343, SLG: 0.441		0-0 G6-4-3 1-2f			4-0 BB			0-0 HR	2 1 1 1 1 0 1																															
Hal McRae, R (1, 4) OBP: 0.261, SLG: 0.233			0-0 6-3		0-3 K			0-0 P6	3 0 0 0 0 1 1																															
Leo Cardenas, R (1, 6) OBP: 0.285, SLG: 0.305			0-3 K			0-0 6-3		0-0 P5	3 0 0 0 0 1 0																															
Gerry Arrigo, L (1, 1) OBP: 0.109, SLG: 0.115 Dan McGinn, L (5, 1) OBP: 0.391, SLG: 0.406 Fred Whitfield, L (6, PH) OBP: 0.351, SLG: 0.406 Ted Abernathy, R (6, 1) Mack Jones, L (8, PH) OBP: 0.337, SLG: 0.399 Billy McCool, R (8, 1) OBP: 0.125, SLG: 0.125			0-0 P4			0-0 F8		0-3 K	1 0 0 0 0 0 0 0 0 0 0 0 0 0 1 0 0 0 0 0 0 0 0 0 0 0 0 0 1 0 0 0 0 1 0 0 0 0 0 0 0 0																															
Inning Stats	R: 0 E: 0 K: 0 S: 3	H: 0 LOB: 0 BB: 0 P: 3	R: 0 E: 0 K: 1 S: 5	H: 1 LOB: 0 BB: 0 P: 5	R: 0 E: 0 K: 1 S: 5	H: 0 LOB: 0 BB: 0 P: 5	R: 0 E: 0 K: 2 S: 7	H: 1 LOB: 0 BB: 0 P: 7	R: 0 E: 0 K: 2 S: 7	H: 0 LOB: 1 BB: 1 P: 11	R: 0 E: 0 K: 1 S: 5	H: 0 LOB: 0 BB: 0 P: 5	R: 0 E: 0 K: 0 S: 4	H: 1 LOB: 1 BB: 0 P: 4	R: 1 E: 0 K: 1 S: 6	H: 1 LOB: 0 BB: 0 P: 6	R: 0 E: 0 K: 0 S: 4	H: 1 LOB: 1 BB: 0 P: 4	1B: 4 2B: 0 3B: 0 HR: 1	SF: 0 SAC: 0 DP: 1 HBP: 0	WP: 0 PB: 0 SB: 0 CS: 1	PA: 31																		
PITCHER Bobby Bolin, R (1, 1) ERA: 1.95	IP 9.0	WLS W	BF 31	H 5	R 1	ER 1	SO 8	BB 1	IBB 0	HBP 0	BLK 0	WP 0	HR 1	S 46	P 50	ERA 1.00	WHIP 0.667						PITCHER	IP	WLS	BF	H	R	ER	SO	BB	IBB	HBP	BLK	WP	HR	S	P	ERA	WHIP

Batter	1	2	3	4	5	6	7	8	9
Bobby Bonds, R OBP: 0.346, SLG: 0.413 (1, 9) X	0-0 F9 ①		0-0 5-3 ③		0-0 FC1-6 ① X HR	0-0 HR 1-H 2-H			
Ron Hunt, R OBP: 0.366, SLG: 0.280 (1, 4) S S S Don Mason, L (6, PR) (7, 4)	0-3 K ②			0-0 5-3 ① B B B B	4-0 HR BB 1-2	1-0 CS HBP			
Willie Mays, R OBP: 0.364, SLG: 0.478 (1, 8) X	0-0 1B			0-0 HR	0-0 HR 1-H 2-H	0-0 CS ③ X	0-0 P3 ①		
Willie McCovey, L OBP: 0.377, SLG: 0.545 (1, 3) X Jack Hiatt, R OBP: 0.355, SLG: 0.365 (9, 3)	0-0 F8 ③			0-0 S PB 1B 1B	0-3 K ②		0-0 1-3 ②		
Jim Ray Hart, R OBP: 0.329, SLG: 0.444 (1, 5) X		0-0 5-3 ①		4-0 S 1-2 1B BB	0-0 F6 ③		0-0 6-3 ③		
Dick Dietz, R OBP: 0.373, SLG: 0.425 (1, 2) X		0-0 F7 ②		0-3 K ②		4-0 1B HR BB	0-0 F8 ①		
Jesus Alou, R OBP: 0.270, SLG: 0.306 (1, 7) X Ty Cline, L OBP: 0.263, SLG: 0.286 (7, 7)		0-0 5-3 ③		4-0 1B IBB		0-0 P4 ①	0-0 FC4 1B		
Hal Lanier, R OBP: 0.216, SLG: 0.230 (1, 6) X			0-0 6-3 ① X	0-0 1B 1-3 2-H 3-H		0-0 HR 1B 1-2	0-0 FC4 ②		
Bobby Bolin, R OBP: 0.176, SLG: 0.087 (1, 1) S S S			0-3 K ②		0-0 FC1-6 1B	0-3 K ②	0-0 6-3 ③		

Inning Stats	R: 0 E: 0 K: 1 S: 6	H: 1 LOB: 1 BB: 0 P: 6	R: 0 E: 0 K: 0 S: 3	H: 0 LOB: 0 BB: 0 P: 3	R: 0 E: 0 K: 1 S: 5	H: 0 LOB: 0 BB: 0 P: 5	R: 3 E: 0 K: 1 S: 7	H: 3 LOB: 2 BB: 2 P: 15	R: 3 E: 0 K: 1 S: 7	H: 2 LOB: 0 BB: 1 P: 11	R: 3 E: 0 K: 1 S: 6	H: 2 LOB: 1 BB: 1 P: 11	R: 0 E: 0 K: 0 S: 3	H: 0 LOB: 0 BB: 0 P: 3	R: 0 E: 1 K: 0 S: 4	H: 1 LOB: 1 BB: 0 P: 4
1B: 6 2B: 0 3B: 0 HR: 3	SF: 0 SAC: 0 DP: 0 HBP: 1	WP: 0 PB: 1 SB: 3 CS: 1	PA: 37													

PITCHER	IP	WLS	BF	H	R	ER	SO	BB	IBB	HBP	BLK	WP	HR	S	P	ERA	WHIP
Gerry Arrigo, L ERA: 3.38 (1, 1)	4.1	L	21	6	6	6	3	2	1	0	0	0	2	24	36	12.46	1.846
Dan McGinn, L ERA: 4.7 (5, 1)	0.2		2	0	0	0	1	0	0	0	0	0	0	4	4	0.00	0.000
Ted Abernathy, R ERA: 2.33 (6, 1)	2.0		9	2	3	3	1	1	0	1	0	0	1	9	14	13.50	1.500
Billy McCool, L ERA: 5.03 (8, 1)	1.0		4	1	0	0	0	0	0	0	0	0	0	4	4	0.00	1.000

BOTTOM

Cincinnati Reds @ San Francisco Giants
Candlestick Park, San Francisco, CA

Sat Sep 14 1968, 6:33 AM EDT
Att. 7,187 - Unknown

AB	31
R	9
H	9
RBI	9
BB	4
SO	5
LOB	9

Batter	1	2	3	4	5	6	7	8	9	AB R H RBI BB SO LOB	TOP														
Pete Rose, S (1, 9) OBP: 0.394, SLG: 0.480	0-0 E5 CS		0-3 K			0-0 F8		0-0 E5 4-3 CS-2-5-1 1B		4 0 1 0 0 1 2															
Vada Pinson, L (1, 8) OBP: 0.308, SLG: 0.389	0-3 K			0-0 F9		0-0 F5		0-0 4-3		4 0 0 0 0 1 3															
Alex Johnson, R (1, 7) OBP: 0.344, SLG: 0.398	0-0 F5			0-0 4-3			0-0 E4 1B 2B	0-0 FC5-2-5-1		4 1 0 0 0 0 2															
Johnny Bench, R (1, 2) OBP: 0.313, SLG: 0.447	0-0 CS 1-2	0-3 K		0-3 K			0-0 2B 1-3 1B	0-0 5-3		4 1 1 0 0 2 1															
Tony Perez, R (1, 5) OBP: 0.344, SLG: 0.443					0-0 5-3		0-0 1B 2B	0-0 F9 SH3 1B		4 2 2 1 0 0 0															
Lee May, R (1, 3) OBP: 0.340, SLG: 0.472					0-3 K		3-H 4-0 G6-4-3 1B IBB	0-0 F9 1-3		3 0 0 0 1 1 1															
Hal McRae, R (1, 4) OBP: 0.271, SLG: 0.227					0-3 K		0-0 G6-4-3 1B	0-0 SH3		1 0 0 0 1 1 0															
Mack Jones, L (7, PH) OBP: 0.340, SLG: 0.402							1-2 2-H 3-H 0-0 G6-4-3 1B			1 0 1 2 0 0 0															
Woody Woodward, R (7, 4) OBP: 0.283, SLG: 0.254										0 0 0 1 0 0 0															
Leo Cardenas, R (1, 6) OBP: 0.285, SLG: 0.304							0-0 SH1-4 1B	0-3 K		4 0 1 0 0 2 3															
George Culver, R (1, 1) OBP: 0.143, SLG: 0.145							0-0 SH1-3	0-3 K		1 0 0 0 0 1 1															
Inning Stats	R: 0 E: 1 K: 1 S: 5	H: 0 LOB: 0 BB: 0 P: 5	R: 0 E: 0 K: 1 S: 5	H: 0 LOB: 0 BB: 0 P: 5	R: 0 E: 0 K: 2 S: 7	H: 0 LOB: 1 BB: 1 P: 11	R: 0 E: 0 K: 1 S: 5	H: 0 LOB: 0 BB: 0 P: 5	R: 0 E: 0 K: 2 S: 7	H: 0 LOB: 0 BB: 0 P: 7	R: 0 E: 0 K: 0 S: 4	H: 1 LOB: 1 BB: 0 P: 4	R: 3 E: 1 K: 1 S: 8	H: 3 LOB: 1 BB: 1 P: 12	R: 0 E: 1 K: 0 S: 4	H: 1 LOB: 1 BB: 0 P: 4	R: 1 E: 0 K: 1 S: 6	H: 1 LOB: 0 BB: 0 P: 6	1B: 5 2B: 1 3B: 0 HR: 0	SF: 0 SAC: 3 DP: 1 HBP: 0	WP: 1 PB: 0 SB: 0 CS: 1	PA: 36			
PITCHER	IP	WLS	BF	H	R	ER	SO	BB	IBB	HBP	BLK	WP	HR	S	P	ERA	WHIP								
Ray Sadecki, L (1, 1) ERA: 2.88	6.0	L	23	3	3	2	7	1	0	0	0	0	0	36	40	3.00	0.667								
Frank Linzy, R (7, 1) ERA: 2.34	2.0		8	2	0	0	1	0	1	0	0	0	0	9	13	0.00	1.000								
Rich Robertson, R (9, 1) ERA: 9.0	1.0		4	1	1	1	1	0	0	0	0	1	0	6	6	9.00	1.000								

Cincinnati Reds @ San Francisco Giants
Candlestick Park, San Francisco, CA
 Sun Sep 15 1968, 6:33 AM EDT
 Att: 11,354 - Unknown

AB	30
R	4
H	6
RBI	4
BB	2
SO	9
LOB	13



Batter	1	2	3	4	5	6	7	8	9	AB	R	H	RBI	BB	SO	LOB
Bobby Bonds, R OBP: 0.345, SLG: 0.409 (1, 9)	0-0 L6 ①		0-3 K ②			4-0 BB ②		0-0 5-3 ②		3	0	0	0	1	1	1
Ron Hunt, R OBP: 0.367, SLG: 0.280 (1, 4)	0-0 1B ②		0-0 F9 ③			4-0 BB ②		0-3 K ③		3	0	1	0	1	1	1
Willie Mays, R OBP: 0.363, SLG: 0.479 (1, 8)	0-0 L8 ②			0-0 5-3 ①		0-3 K ②			0-0 G3 2B ②	4	0	1	0	0	1	3
Willie McCovey, L OBP: 0.375, SLG: 0.541 (1, 3)	0-0 6-3 ③			0-0 3-1 ②		0-0 4-3 ③			0-0 G3 2-3 ①	4	0	0	0	0	0	4
Jim Ray Hart, R OBP: 0.326, SLG: 0.440 (1, 5)		0-0 F7 ①		0-3 K ③			0-0 5-3 ①		0-0 F2 ②	4	0	0	0	0	1	1
Dick Dietz, R OBP: 0.368, SLG: 0.419 (1, 2)		0-0 6-3 ②			0-0 F4 ①		0-3 K ②		0-0 5-3 ③	4	0	0	0	0	1	1
Jesus Alou, R OBP: 0.273, SLG: 0.307 Don Mason, L (7, PR) (8, 6)		0-0 F9 ③			0-0 G5-4-3 1B ②		1-0 HBP ②			2	0	1	0	0	0	0
Hal Lanier, R OBP: 0.215, SLG: 0.229 Dave Marshall, L (7, PH) (8, 7)			0-0 1-3 ①		0-0 G5-4-3 1-2f ②		0-3 K ③			2	0	0	0	0	0	1
Ray Sadecki, L OBP: 0.151, SLG: 0.123 Frank Linzy, R (7, 1)			0-0 1B ②			0-3 K ①		0-3 K ①		1	0	0	0	0	1	0
Ty Cline, L OBP: 0.262, SLG: 0.285 Rich Robertson, R (9, 1)										0	0	0	0	0	0	0

Inning Stats	R: 0	H: 1	E: 0	LOB: 1	K: 0	BB: 0	S: 4	P: 4	R: 0	H: 0	E: 0	LOB: 0	K: 0	BB: 0	S: 3	P: 3	R: 0	H: 1	E: 0	LOB: 1	K: 1	BB: 0	S: 6	P: 6	R: 0	H: 0	E: 0	LOB: 0	K: 1	BB: 0	S: 5	P: 5	R: 0	H: 1	E: 0	LOB: 0	K: 0	BB: 0	S: 3	P: 3	R: 0	H: 0	E: 1	LOB: 2	K: 2	BB: 2	S: 7	P: 15	R: 0	H: 0	E: 0	LOB: 1	K: 2	BB: 0	S: 7	P: 8	R: 0	H: 0	E: 0	LOB: 0	K: 2	BB: 0	S: 7	P: 7	R: 0	H: 1	E: 0	LOB: 1	K: 0	BB: 0	S: 4	P: 4	1B: 3	SF: 0	2B: 1	SAC: 0	3B: 0	DP: 1	HR: 0	HBP: 1	WP: 0	PA: 33
PITCHER George Culver, R ERA: 3.15 (1, 1)	IP	WLS	BF	H	R	ER	SO	BB	IBB	HBP	BLK	WP	HR	S	P	ERA	WHIP	IP	WLS	BF	H	R	ER	SO	BB	IBB	HBP	BLK	WP	HR	S	P	ERA	WHIP																																																

BOTTOM

Cincinnati Reds @ San Francisco Giants
Candlestick Park, San Francisco, CA
Sun Sep 15 1968, 6:33 AM EDT
Att. 11,354 - Unknown

livebaseballscorecards.com

AB	30
R	0
H	4
RBI	0
BB	2
SO	8
LOB	13



Batter	1	2	3	4	5	6	7	8	9	AB R H RBI BB SO LOB	TOP																									
Pete Rose, S (1, 9) OBP: 0.394, SLG: 0.479	0-0 FC4-6 1B	0-0 2B 1-2 2-H 3-H 1B		0-3 K			0-0 1-3		0-0 G6-3 1-2f	5 0 2 2 0 1 3	Cincinnati Reds @ San Francisco Giants Candlestick Park, San Francisco, CA Mon Sep 16 1968, 6:33 AM EDT Att. 2,361 - Unknown																									
Vada Pinson, L (1, 8) OBP: 0.310, SLG: 0.392	0-3 K	0-0 G5-3 1-3 2-H 2B		0-0 F8			0-0 FC4-6 1B			4 0 2 1 0 1 2																										
Alex Johnson, R (1, 7) OBP: 0.344, SLG: 0.396	0-0 FC4-6 1-2f 1B	4-0 IBB			0-3 K		0-0 FC4-6 1-2f			3 0 0 0 1 1 2																										
Johnny Bench, R (1, 2) OBP: 0.314, SLG: 0.448	0-0 1-H 1B	0-0 G5-3 2-3f			0-0 4-3			0-0 G6-4-3 1B		4 0 2 0 0 0 3																										
Tony Perez, R (1, 5) OBP: 0.344, SLG: 0.442		0-0 BB 1B	0-0 5-3		0-0 3-1			0-0 F9		4 1 1 0 0 0 1																										
Lee May, R (1, 3) OBP: 0.339, SLG: 0.469		4-0 1B 1-2 BB	0-0 3-1			0-3 K		0-0 G6-4-3 1-2f		3 1 0 0 1 1 1																										
Hal McRae, R (1, 4) OBP: 0.255, SLG: 0.213		0-0 F4	0-0 6-3			0-0 F9			0-0 6-3	3 0 0 0 0 0 2																										
Fred Whitfield, L (9, PH) OBP: 0.299, SLG: 0.404										1 0 0 0 0 0 0																										
Leo Cardenas, R (1, 6) OBP: 0.289, SLG: 0.309		0-0 1B 1-2 2-H 1B		0-0 SH3-1 1B		0-0 6-3			0-0 1B 1B	4 1 3 1 0 0 0																										
Gary Nolan, R (1, 1) OBP: 0.277, SLG: 0.250		0-0 1B		0-0 SH3-1			0-0 6-3		0-0 G6-3 1B	2 1 1 0 0 0 0																										
Clay Carroll, R (7, 1) OBP: 0.208, SLG: 0.174										0 0 0 0 0 0 0																										
Ted Abernathy, R (7, 1)										0 0 0 0 0 0 0																										
Mack Jones, L (9, PH) OBP: 0.343, SLG: 0.405		1-2 2-3 2B 1B		1-2 1B						1 0 1 0 0 0 0																										
Inning Stats	R: 0 E: 0 K: 1 S: 6	H: 2 LOB: 2 BB: 0 P: 6	R: 4 E: 0 K: 0 S: 7	H: 5 LOB: 2 BB: 2 P: 15	R: 0 E: 0 K: 0 S: 3	H: 0 LOB: 0 BB: 0 P: 3	R: 0 E: 0 K: 1 S: 6	H: 1 LOB: 1 BB: 0 P: 6	R: 0 E: 0 K: 1 S: 5	H: 0 LOB: 0 BB: 0 P: 5	R: 0 E: 0 K: 0 S: 4	H: 1 LOB: 1 BB: 0 P: 4	R: 0 E: 0 K: 0 S: 3	H: 1 LOB: 0 BB: 0 P: 3	R: 0 E: 0 K: 0 S: 4	H: 2 LOB: 1 BB: 0 P: 4	1B: 11 2B: 1 3B: 0 HR: 0	SF: 0 SAC: 1 DP: 3 HBP: 0	WP: 0 PB: 0 SB: 0 CS: 0	PA: 37																
PITCHER	IP WLS BF H R ER SO BB IBB HBP BLK WP HR S P ERA WHIP																																			
Mike McCormick, L (1, 1) ERA: 3.66	1.1		11	7	4	4	1	1	0	0	0	0	0	12	16	27.00	6.000																			
Ron Herbel, R (2, 1) ERA: 3.35	1.2		5	0	0	0	0	0	1	0	0	0	0	4	8	0.00	0.000																			
Joe Gibbon, L (4, 1) ERA: 1.38	2.0		7	1	0	0	2	0	0	0	0	0	0	11	11	0.00	0.500																			
Rich Robertson, R (6, 1) ERA: 3.0	2.0	W	7	1	0	0	1	0	0	0	0	0	0	9	9	0.00	0.500																			
Frank Linzy, R (8, 1) ERA: 2.28	2.0	S	7	3	0	0	0	0	0	0	0	0	0	7	7	0.00	1.500																			

livebaseballscorecards.com

AB	34
R	4
H	12
RBI	4
BB	2
SO	4
LOB	14



BOTTOM

Cincinnati Reds @ San Francisco Giants
Candlestick Park, San Francisco, CA
Mon Sep 16 1968, 6:33 AM EDT
Att. 2,361 - Unknown

livebaseballscorecards.com

AB 32
R 8
H 9
RBI 7
BB 4
SO 4
LOB 16



WP: 0 PA: 37
PB: 0
SB: 0
CS: 0

AB R H RBI BB SO LOB
3 0 0 0 1 0 2
1 1 0 0 0 1 0

3 3 2 1 0 0 1

4 2 1 0 0 0 4

4 1 2 4 0 1 1

3 0 0 0 1 1 4
0 0 0 0 0 0 0

4 0 2 2 0 0 1
0 0 0 0 0 0 0

4 0 0 0 0 0 2

4 1 2 0 0 0 0

0 0 0 0 0 0 0
0 0 0 0 0 0 0
0 0 0 0 0 1 0
0 0 0 0 0 0 0
1 0 0 0 0 0 0
0 0 0 0 0 0 0
0 0 0 0 0 0 0
0 0 0 0 0 1 0
0 0 0 0 0 0 0
1 0 0 0 0 0 1

1B: 4 SF: 0
2B: 6 SAC: 0
3B: 0 DP: 1
HR: 0 HBP: 1

Batter	1	2	3	4	5	6	7	8	9
Bobby Bonds, R (1, 9) Ty Cline, L (7, PR) OBP: 0.343, SLG: 0.404 OBP: 0.261, SLG: 0.284 (8, 7)	0-0 F8		0-0 F3		0-0 5-3		4-0 FC6-2 HBP 1-2 2-3 2B BB	0-3 K	
Ron Hunt, R (1, 4) OBP: 0.370, SLG: 0.285	0-0 F9 2B		0-0 L9-3			0-0 2B 4-3 1B	1-0 FC6-2 2B HBP		
Willie Mays, R (1, 8) OBP: 0.362, SLG: 0.479	0-0 F9 2-3			0-0 1-3		0-0 4-3 2B	0-0 FC6-2 2B E		
Willie McCovey, L (1, 3) OBP: 0.376, SLG: 0.545	0-0 2B			0-3 K		0-0 4-3	0-0 E5 1B 2B		
Jim Ray Hart, R (1, 5) Jim Davenport, R (8, 5) OBP: 0.325, SLG: 0.437 OBP: 0.282, SLG: 0.247	0-3 K			4-0 BB		0-0 F5	0-0 F7		
Jesus Alou, R (1, 7) Frank Linzy, R (8, 1)		0-0 6-3		0-0 F7		0-0 2B	0-0 1B		
Dick Dietz, R (1, 2) OBP: 0.364, SLG: 0.412		0-0 4-3			0-0 6-3	0-0 1-3	0-0 5-3		
Hal Lanier, R (1, 6) OBP: 0.218, SLG: 0.231		0-0 4-3			0-0 1B		0-0 BB HBP 1B	0-0 1-3	
Mike McCormick, L Ron Herbel, R Ken Henderson, S Joe Gibson, R Dave Marshall, L Rich Robertson, R Bob Schroder, L Nate Oliver, R Ollie Brown, R			4-0 L9-3 BB		0-0 F6		4-0 HBP BB FC6-2 BB	0-3 K	

Inning Stats	R: 1	H: 2	E: 0	K: 1	S: 7	LOB: 1	BB: 0	P: 7	R: 0	H: 0	E: 0	K: 0	S: 2	LOB: 0	BB: 0	P: 3	R: 0	H: 0	E: 0	K: 0	S: 2	LOB: 0	BB: 1	P: 6	R: 0	H: 0	E: 0	K: 1	S: 5	LOB: 1	BB: 1	P: 9	R: 0	H: 1	E: 0	K: 0	S: 4	LOB: 1	BB: 0	P: 4	R: 2	H: 3	E: 0	K: 0	S: 6	LOB: 1	BB: 0	P: 6	R: 5	H: 3	E: 1	K: 0	S: 6	LOB: 1	BB: 2	P: 15	R: 0	H: 0	E: 0	K: 2	S: 7	LOB: 0	BB: 0	P: 7
--------------	------	------	------	------	------	--------	-------	------	------	------	------	------	------	--------	-------	------	------	------	------	------	------	--------	-------	------	------	------	------	------	------	--------	-------	------	------	------	------	------	------	--------	-------	------	------	------	------	------	------	--------	-------	------	------	------	------	------	------	--------	-------	-------	------	------	------	------	------	--------	-------	------

PITCHER	IP	WLS	BF	H	R	ER	SO	BB	IBB	HBP	BLK	WP	HR	S	P	ERA	WHIP
Gary Nolan, R (1, 1) ERA: 2.17	6.0		26	7	4	4	2	2	0	0	0	0	0	28	36	6.00	1.500
Clay Carroll, R (7, 1) ERA: 2.98	0.1	L	5	1	3	3	0	2	0	1	0	0	0	2	11	81.00	9.000
Ted Abernathy, R (7, 1) ERA: 2.3	1.2		6	1	1	0	2	0	0	0	0	0	0	10	10	0.00	0.600

PITCHER	IP	WLS	BF	H	R	ER	SO	BB	IBB	HBP	BLK	WP	HR	S	P	ERA	WHIP
---------	----	-----	----	---	---	----	----	----	-----	-----	-----	----	----	---	---	-----	------

Batter	1	2	3	4	5	6	7	8	9	AB R H RBI BB SO LOB	TOP									
Bobby Tolan, L (1, 7) OBP: 0.276, SLG: 0.342	0-3 K		0-0 6-3			0-0 3-1			0-0 4-3	4 0 0 0 0 1 0	St. Louis Cardinals @ San Francisco Giants Candlestick Park, San Francisco, CA Tue Sep 17 1968, 10:05 PM EDT Att. 9,546 - Unknown									
Curt Flood, R (1, 8) OBP: 0.339, SLG: 0.367	0-0 6-3			0-0 F4			0-0 F3		0-3 K	4 0 0 0 0 1 0										
Roger Maris, L (1, 9) OBP: 0.309, SLG: 0.381	0-0 G3			0-0 4-3			0-0 1-3			3 0 0 0 0 0 0										
Orlando Cepeda, R (1, 3) OBP: 0.308, SLG: 0.386		0-3 K		0-0 F3			0-3 K			3 0 0 0 0 2 0										
Tim McCarver, L (1, 2) OBP: 0.296, SLG: 0.350		0-0 F4			0-0 F8			0-3 K		3 0 0 0 0 1 0										
Mike Shannon, R (1, 5) OBP: 0.311, SLG: 0.404		4-0 BB			0-3 K			0-0 F4		2 0 0 0 1 1 0										
Phil Gagliano, R (1, 4) OBP: 0.289, SLG: 0.317		0-0 F4			0-0 6-3			4-0 BB		2 0 0 0 1 0 1										
Dal Maxvill, R (1, 6) OBP: 0.320, SLG: 0.290			0-3 K			0-0 1-3		0-3 K		2 0 0 0 0 1 0										
Johnny Edwards, L (8, PH) OBP: 0.290, SLG: 0.335										1 0 0 0 0 1 1										
Dick Schofield, S (8, 6) OBP: 0.302, SLG: 0.325										0 0 0 0 0 0 0										
Bob Gibson, R (1, 1) OBP: 0.230, SLG: 0.220			0-3 K			0-0 F8			0-0 6-3	2 0 0 0 0 1 0										
Lou Brock, L (9, PH) OBP: 0.328, SLG: 0.418										1 0 0 0 0 0 0										
Inning Stats	R: 0 E: 0 K: 1 S: 5	H: 0 LOB: 0 BB: 0 P: 5	R: 0 E: 0 K: 1 S: 5	H: 0 LOB: 1 BB: 1 P: 9	R: 0 E: 0 K: 2 S: 7	H: 0 LOB: 0 BB: 0 P: 7	R: 0 E: 0 K: 0 S: 3	H: 0 LOB: 0 BB: 0 P: 3	R: 0 E: 0 K: 1 S: 5	H: 0 LOB: 0 BB: 0 P: 5	R: 0 E: 0 K: 1 S: 5	H: 0 LOB: 0 BB: 0 P: 5	R: 0 E: 0 K: 2 S: 7	H: 0 LOB: 1 BB: 1 P: 11	R: 0 E: 0 K: 1 S: 5	H: 0 LOB: 0 BB: 0 P: 5	1B: 0 2B: 0 3B: 0 HR: 0	SF: 0 SAC: 0 DP: 0 HBP: 0	WP: 0 PB: 0 SB: 0 CS: 0	PA: 29
PITCHER Gaylord Perry, R (1, 1) ERA: 2.46	IP: 9.0 WLS: W BF: 29 H: 0 R: 0 ER: 0 SO: 9 BB: 2 IBB: 0 HBP: 0 BLK: 0 WP: 0 HR: 0 S: 45 P: 53 ERA: 0.00 WHIP: 0.222																			

livebaseballscorecards.com

AB	27
R	0
H	0
RBI	0
BB	2
SO	9
LOB	2



Batter	1	2	3	4	5	6	7	8	9
Bobby Bonds, R OBP: 0.346, SLG: 0.407 (1, 8) (7, 9)	0-0 F9		0-3 K			0-0 SH3-4 2B		4-0 BB	
Ron Hunt, R OBP: 0.370, SLG: 0.291 (1, 4)	0-0 HR		0-3 K			0-0 SH3-4 2-3		0-0 F2 1-2	
Ty Cline, L OBP: 0.262, SLG: 0.285 (1, 7)	0-0 G1-6-3 1B		0-0 L1-3			0-0 L1-3			
Willie McCovey, L OBP: 0.374, SLG: 0.541 (1, 3)	0-0 G1-6-3 1-2f		0-3 K			0-0 3-1			
Jim Ray Hart, R OBP: 0.324, SLG: 0.434 (1, 5)		0-0 F2		0-0 4-3			0-0 F8		
Jim Davenport, R OBP: 0.282, SLG: 0.247 (8, 5)									
Dave Marshall, L OBP: 0.328, SLG: 0.327 (1, 9)		0-3 K		0-3 K			0-3 K		
Willie Mays, R OBP: 0.362, SLG: 0.478 (7, 8)									
Dick Dietz, R OBP: 0.363, SLG: 0.409 (1, 2)		4-0 2B BB				0-3 K		0-3 K	
Hal Lanier, R OBP: 0.218, SLG: 0.234 (1, 6)		0-0 1-3 2B				0-0 F5		0-0 6-3	
Gaylord Perry, R OBP: 0.130, SLG: 0.111 (1, 1)		0-3 K				0-0 1-3		0-3 K	

AB	R	H	RBI	BB	SO	LOB
3	0	1	0	1	1	0
3	1	1	1	0	1	1
3	0	1	0	0	0	1
3	0	0	0	0	1	2
3	0	0	0	0	0	0
0	0	0	0	0	0	0
2	0	0	0	0	2	0
1	0	0	0	0	1	0
2	0	0	0	1	2	0
3	0	1	0	0	0	0
3	0	0	0	0	2	2


BOTTOM

St. Louis Cardinals @ San Francisco Giants
Candlestick Park, San Francisco, CA

Tue Sep 17 1968, 10:05 PM EDT
Att. 9,546 - Unknown

livebaseballscorecards.com

AB	26
R	1
H	4
RBI	1
BB	2
SO	10
LOB	6



Inning Stats	R: 1	H: 2	E: 0	LOB: 0	K: 0	BB: 0	S: 4	P: 4
	R: 0	H: 1	E: 0	LOB: 2	K: 2	BB: 1	S: 8	P: 12
	R: 0	H: 0	E: 0	LOB: 0	K: 2	BB: 0	S: 7	P: 7
	R: 0	H: 0	E: 0	LOB: 0	K: 2	BB: 0	S: 7	P: 7
	R: 0	H: 0	E: 0	LOB: 0	K: 1	BB: 0	S: 5	P: 5
	R: 0	H: 1	E: 0	LOB: 1	K: 0	BB: 0	S: 4	P: 4
	R: 0	H: 0	E: 0	LOB: 0	K: 2	BB: 0	S: 7	P: 7
	R: 0	H: 0	E: 0	LOB: 1	K: 2	BB: 0	S: 5	P: 7
	R: 0	H: 0	E: 0	LOB: 1	K: 1	BB: 1	S: 5	P: 9

PITCHER	IP	WLS	BF	H	R	ER	SO	BB	IBB	HBP	BLK	WP	HR	S	P	ERA	WHIP
Bob Gibson, R ERA: 1.13 (1, 1)	8.0	L	29	4	1	1	10	2	0	0	0	0	1	47	55	1.12	0.750

PITCHER	IP	WLS	BF	H	R	ER	SO	BB	IBB	HBP	BLK	WP	HR	S	P	ERA	WHIP

WP	PA
0	29

Batter	1	2	3	4	5	6	7	8	9	AB R H RBI BB SO LOB	TOP		
Lou Brock, L (1, 7) OBP: 0.326, SLG: 0.416	0-3 K			x 0-0 L7		x 0-0 L7		x 0-0 5-3		4 0 0 0 0 1 1			
Curt Flood, R (1, 8) OBP: 0.340, SLG: 0.368	0-0 CS 1B		x 0-0 F9		x 0-0 F3		x 0-0 F3	x 0-0 E6 1B		4 0 2 1 0 0 0			
Bobby Tolan, L (1, 9) OBP: 0.275, SLG: 0.341	0-3 K 1-2		x 0-0 F8		x 0-0 F5		x 0-0 F5	x 0-0 1B		4 0 1 0 0 1 1			
Orlando Cepeda, R (1, 3) OBP: 0.309, SLG: 0.386		4-0 BB CS		x 0-0 F8		x 0-0 F8	x 0-0 6-3 2B	x 0-0 F9		3 1 1 0 1 0 2			
Johnny Edwards, L (1, 2) OBP: 0.285, SLG: 0.329		0-3 K 1-2		x 0-0 F8		x 0-0 6-3		x 0-0 F6		4 0 0 0 0 1 2			
Mike Shannon, R (1, 5) OBP: 0.313, SLG: 0.407		0-0 6-3		x 0-0 BB 1B		x 0-0 BB 2B		x 0-0 F5		4 0 2 1 0 0 0			
Phil Gagliano, R (1, 4) OBP: 0.287, SLG: 0.306			x 0-0 F8		x 0-0 K		x 0-0 1-3			3 0 0 0 1 1 1			
Dick Schofield, S (1, 6) OBP: 0.303, SLG: 0.333			x 0-0 F9		x 0-0 F6		x 0-0 SH3 E 2B			3 1 1 0 0 0 2			
Ray Washburn, R (1, 1) OBP: 0.190, SLG: 0.125			x 0-3 K		x 0-3 K		x 0-0 SH3			2 0 0 0 0 2 0			
Inning Stats	R: 0 E: 0 K: 2 S: 7 H: 1 LOB: 1 BB: 0 P: 7	R: 0 E: 0 K: 1 S: 4 H: 0 LOB: 0 BB: 1 P: 8	R: 0 E: 0 K: 1 S: 5 H: 0 LOB: 0 BB: 0 P: 5	R: 0 E: 0 K: 0 S: 3 H: 0 LOB: 0 BB: 0 P: 3	R: 0 E: 0 K: 0 S: 4 H: 1 LOB: 2 BB: 1 P: 8	R: 0 E: 0 K: 1 S: 5 H: 0 LOB: 0 BB: 0 P: 5	R: 1 E: 0 K: 1 S: 7 H: 2 LOB: 1 BB: 0 P: 7	R: 1 E: 1 K: 0 S: 6 H: 3 LOB: 2 BB: 0 P: 6	R: 0 E: 0 K: 0 S: 3 H: 0 LOB: 0 BB: 0 P: 3	1B: 5 2B: 3 3B: 0 HR: 0 SF: 0 SAC: 1 DP: 1 HBP: 0	WP: 0 PB: 0 SB: 0 CS: 2 PA: 34		
PITCHER	IP WLS BF H R ER SO BB IBB HBP BLK WP HR S P ERA WHIP											PITCHER	IP WLS BF H R ER SO BB IBB HBP BLK WP HR S P ERA WHIP
Bobby Bolin, R (1, 1) ERA: 1.96	8.0 L 31 7 2 2 6 2 0 0 0 0 0 0 41 49 2.25 1.125												
Frank Linzy, R (9, 1) ERA: 2.26	1.0 3 0 0 0 0 0 0 0 0 0 0 0 3 3 0.00 0.000												

St. Louis Cardinals @ San Francisco Giants
 Candlestick Park, San Francisco, CA
 Wed Sep 18 1968, 6:33 AM EDT
 Att. 4,703 - Unknown

livebaseballscorecards.com

AB	31
R	2
H	7
RBI	2
BB	2
SO	6
LOB	9



Batter	1	2	3	4	5	6	7	8	9	AB R H RBI BB SO LOB
Bobby Bonds, R OBP: 0.341, SLG: 0.401 (1, 9)	0-3 K		0-3 K			0-0 1-3		0-0 F3		4 0 0 0 0 2 1
Ron Hunt, R OBP: 0.369, SLG: 0.289 (1, 4)	0-0 5-3			0-0 5-3			4-0 4-3 BB BB		0-0 4-3	3 0 0 0 1 0 0
Willie Mays, R OBP: 0.361, SLG: 0.475 (1, 8)	4-0 FC4-6 BB			0-3 K			0-3 K		0-0 5-3	3 0 0 0 1 2 1
Willie McCovey, L OBP: 0.373, SLG: 0.538 (1, 3)	0-0 FC4-6 1-2f			0-0 6-3			4-0 4-3 1-2 BB		0-0 F8	3 0 0 0 1 0 1
Jim Ray Hart, R OBP: 0.322, SLG: 0.432 (1, 5)		0-3 K			0-3 K		0-0 4-3 1-2 2-3			3 0 0 0 0 2 2
Dick Dietz, R OBP: 0.363, SLG: 0.406 (1, 2)		4-0 L6-3 BB			0-0 6-3		0-3 K			2 0 0 0 1 1 2
Ty Cline, L OBP: 0.259, SLG: 0.282 (1, 7)		0-0 L6-3 1-2			0-0 L6			0-0 L3		3 0 0 0 0 0 1
Hal Lanier, R OBP: 0.217, SLG: 0.233 (1, 6)			0-3 K			0-0 F7		0-0 3-1		2 0 0 0 0 1 0
Bob Schroder, L OBP: 0.286, SLG: 0.244 (8, PH)										1 0 0 0 0 0 0
Don Mason, L (9, 6)										0 0 0 0 0 0 0
Bobby Bolin, R OBP: 0.170, SLG: 0.083 (1, 1)			0-0 F4			0-0 1-3		4-0 BB		2 0 0 0 0 0 0
Dave Marshall, L OBP: 0.331, SLG: 0.327 (8, PH)										0 0 0 0 1 0 0
Frank Linzy, R (9, 1)										0 0 0 0 0 0 0

Inning Stats	R: 0	H: 0	E: 0	K: 1	S: 5	LOB: 1	BB: 1	P: 9	R: 0	H: 0	E: 0	K: 1	S: 4	LOB: 0	BB: 1	P: 8	R: 0	H: 0	E: 0	K: 2	S: 7	LOB: 0	BB: 0	P: 7	R: 0	H: 0	E: 0	K: 1	S: 5	LOB: 0	BB: 0	P: 5	R: 0	H: 0	E: 0	K: 1	S: 5	LOB: 0	BB: 0	P: 5	R: 0	H: 0	E: 0	K: 0	S: 3	LOB: 0	BB: 0	P: 3	R: 0	H: 0	E: 0	K: 2	S: 7	LOB: 2	BB: 2	P: 15	R: 0	H: 0	E: 0	K: 0	S: 3	LOB: 1	BB: 1	P: 7	R: 0	H: 0	E: 0	K: 0	S: 3	LOB: 0	BB: 0	P: 3	1B: 0	2B: 0	3B: 0	HR: 0	SF: 0	SAC: 0	DP: 1	HBP: 0	WP: 0	PA: 31	ERA: 2.28	WHIP: 0.556	ERA: 0.00	WHIP: 0.556
PITCHER Ray Washburn, R ERA: 2.28 (1, 1)	IP	WLS	BF	H	R	ER	SO	BB	IBB	HBP	BLK	WP	HR	S	P	ERA	WHIP																			PITCHER	IP	WLS	BF	H	R	ER	SO	BB	IBB	HBP	BLK	WP	HR	S	P	ERA	WHIP																																	

BOTTOM

St. Louis Cardinals @ San Francisco Giants
Candlestick Park, San Francisco, CA
 Wed Sep 18 1968, 6:33 AM EDT
 Att. 4,703 - Unknown

livebaseballscorecards.com

AB	26
R	0
H	0
RBI	0
BB	5
SO	8
LOB	8



Batter	1	2	3	4	5	6	7	8	9	AB R H RBI BB SO LOB	TOP											
Lou Brock, L (1, 7) OBP: 0.328, SLG: 0.417	0-0 S 1B	0-0 F8			0-0 CS S 1B		0-0 4-3 BB 1B		0-0 1-3	5 1 3 1 0 0 1												
Curt Flood, R (1, 8) OBP: 0.341, SLG: 0.368	0-3 K 1-3		0-0 5-3		0-0 1-3 1B		4-0 4-3 BB		0-0 5-3	4 0 1 1 1 1 1												
Bobby Tolan, L (1, 9) OBP: 0.272, SLG: 0.337	0-0 FC F6 1B		0-0 F8		0-3 K		0-0 4-3		0-0 F6	3 1 0 0 0 1 2												
Ron Davis, R (7, PH) OBP: 0.256, SLG: 0.289										0 0 0 0 0 0 0												
Roger Maris, L (7, PH) OBP: 0.307, SLG: 0.379										2 0 0 1 0 0 2												
Orlando Cepeda, R (1, 3) OBP: 0.309, SLG: 0.385	0-0 F6 1-2		0-0 F7			0-0 G5-4-3 1B		0-3 K		4 0 1 0 0 1 4												
Johnny Edwards, L (1, 2) OBP: 0.289, SLG: 0.329	0-0 1B			0-3 K		0-0 G5-4-3 1-2f		4-0 BB		3 0 1 2 1 1 1												
Mike Shannon, R (1, 5) OBP: 0.310, SLG: 0.404	0-0 F4			0-3 K		0-0 1-3		0-0 6-3		4 0 0 0 0 1 4												
Phil Gagliano, R (1, 4) OBP: 0.296, SLG: 0.326		0-0 G3		0-0 2B			0-0 BB 1B	0-3 K		4 1 2 0 0 1 0												
Dick Schofield, S (1, 6) OBP: 0.309, SLG: 0.328			4-0 FC1-6 BB		0-3 K		4-0 1B BB BB	0-0 1-3		2 1 0 0 2 1 1												
Nelson Briles, R (1, 1) OBP: 0.169, SLG: 0.130		0-0 FC1-6			0-3 K		4-0 BB 1B 4-3 BB	0-0 F8		2 0 0 0 0 1 1												
Joe Hague, L (7, PH)										0 1 0 0 1 0 0												
Dick Hughes, R (7, 1)										0 0 0 0 0 0 0												
Tim McCarver, L (8, PH) OBP: 0.296, SLG: 0.350										1 0 0 0 0 0 0												
Joe Hoerner, R (8, 1)										0 0 0 0 0 0 0												
Inning Stats	R: 2 E: 0 K: 1 S: 8	H: 2 LOB: 1 BB: 0 P: 8	R: 0 E: 0 K: 0 S: 3	H: 0 LOB: 1 BB: 1 P: 7	R: 0 E: 0 K: 0 S: 3	H: 0 LOB: 0 BB: 0 P: 3	R: 0 E: 0 K: 3 S: 10	H: 1 LOB: 1 BB: 0 P: 10	R: 0 E: 0 K: 2 S: 8	H: 2 LOB: 1 BB: 0 P: 8	R: 0 E: 0 K: 0 S: 3	H: 1 LOB: 0 BB: 0 P: 3	R: 3 E: 0 K: 1 S: 7	H: 2 LOB: 3 BB: 4 P: 23	R: 0 E: 0 K: 1 S: 5	H: 0 LOB: 0 BB: 0 P: 5	R: 0 E: 0 K: 0 S: 3	H: 0 LOB: 0 BB: 0 P: 3	1B: 7 2B: 1 3B: 0 HR: 0	SF: 0 SAC: 0 DP: 1 HBP: 0	WP: 0 PB: 0 SB: 3 CS: 1	PA: 39
PITCHER	IP WLS BF H R ER SO BB IBB HBP BLK WP HR S P ERA WHIP																				PITCHER	IP WLS BF H R ER SO BB IBB HBP BLK WP HR S P ERA WHIP
Rich Robertson, R (1, 1) ERA: 6.0	6.0 W 27 7 5 5 6 3 0 0 0 0 0 36 48 7.50 1.667																					
Mike McCormick, L (7, 1) ERA: 3.66	0.0 S 2 1 0 0 0 1 0 0 0 0 0 1 5 ∞ ∞																					
Frank Linzy, R (7, 1) ERA: 2.18	3.0 S 10 0 0 0 2 1 0 0 0 0 0 13 17 0.00 0.333																					

St. Louis Cardinals @ San Francisco Giants
 Candlestick Park, San Francisco, CA
 Thu Sep 19 1968, 6:33 AM EDT
 Att. 4,502 - Unknown

livebaseballscorecards.com

AB	34
R	5
H	8
RBI	5
BB	5
SO	8
LOB	17



Batter	1	2	3	4	5	6	7	8	9
Bobby Bonds, R OBP: 0.350, SLG: 0.430 (1, 9) X	0-0 HR	4-0 1B BB		0-0 SH1-3		0-0 1B S HR	0-0 HR		
Ron Hunt, R OBP: 0.371, SLG: 0.292 (1, 4) X	0-0 1B G4-6-3	0-0 1B		0-0 F8		0-0 1B HR	0-0 F6		
Willie Mays, R OBP: 0.359, SLG: 0.472 (1, 8) X	0-0 1B G4-6-3	0-0 F9		0-3 K		0-0 F5		0-0 6-3	
Willie McCovey, L OBP: 0.375, SLG: 0.542 (1, 3) X	0-0 G4-6-3		0-0 3B		0-0 F5	4-0 1B HR		0-0 E6 F8 1B	
Jim Ray Hart, R OBP: 0.322, SLG: 0.440 (1, 5) X	0-0 1-3		0-0 5-3		0-0 2B	0-0 HR		0-0 F8	
Dick Dietz, R OBP: 0.357, SLG: 0.399 (1, 2) X		0-0 6-3	0-0 6-3		0-0 F9	0-0 F9		0-0 5-3	
Dave Marshall, L OBP: 0.341, SLG: 0.329 (1, 7) X		0-0 SH1-4 1B WP	4-0 IBB		4-0 IBB		0-3 K		
Ty Cline, L OBP: 0.259, SLG: 0.282 (8, 7) X		0-0 SH1-4 1B WP	0-0 F5		0-0 F7		0-0 SH3 HR 1B		
Hal Lanier, R OBP: 0.220, SLG: 0.235 (1, 6) X		0-0 SH1-4 1B WP	0-0 F5		0-0 F7		0-0 SH3 HR 1B		
Rich Robertson, R OBP: 0.500, SLG: 0.500 (1, 1) X		0-0 SH1-4		0-0 SH1-3 1B		0-3 K	0-0 SH3		
Mike McCormick, L OBP: 0.182, SLG: 0.175 (7, 1) X									
Frank Linzy, R OBP: 0.182, SLG: 0.175 (7, 1) X									

AB	R	H	RBI	BB	SO	LOB
3	4	3	3	1	0	0
5	2	3	2	0	0	1
5	0	1	0	0	1	4
4	1	2	0	1	0	1
5	1	2	4	0	0	2
5	0	0	0	0	0	3
2	1	1	0	2	1	0
0	0	0	0	0	0	0
4	2	2	0	0	0	4
2	0	1	0	0	1	0
0	0	0	0	0	0	0
0	0	0	0	0	0	0


BOTTOM

St. Louis Cardinals @ San Francisco Giants
Candlestick Park, San Francisco, CA

Thu Sep 19 1968, 6:33 AM EDT
Att. 4,502 - Unknown

AB	35
R	11
H	15
RBI	9
BB	4
SO	3
LOB	15

livebaseballscorecards.com



Inning Stats		R: 2	H: 3	E: 0	LOB: 0	K: 0	BB: 0	S: 5	P: 5
Inning Stats		R: 3	H: 3	E: 0	LOB: 1	K: 0	BB: 1	S: 6	P: 10
Inning Stats		R: 0	H: 1	E: 0	LOB: 2	K: 0	BB: 1	S: 4	P: 8
Inning Stats		R: 0	H: 1	E: 0	LOB: 1	K: 1	BB: 0	S: 6	P: 6
Inning Stats		R: 0	H: 1	E: 0	LOB: 2	K: 0	BB: 1	S: 4	P: 8
Inning Stats		R: 4	H: 3	E: 0	LOB: 0	K: 1	BB: 1	S: 8	P: 12
Inning Stats		R: 2	H: 2	E: 0	LOB: 0	K: 1	BB: 0	S: 7	P: 7
Inning Stats		R: 0	H: 1	E: 1	LOB: 1	K: 0	BB: 0	S: 4	P: 4

PITCHER	IP	WLS	BF	H	R	ER	SO	BB	IBB	HBP	BLK	WP	HR	S	P	ERA	WHIP
Nelson Bries, R ERA: 2.76 (1, 1)	6.0	L	33	12	9	9	2	1	3	0	0	1	2	33	49	13.50	2.167
Dick Hughes, R ERA: 3.65 (7, 1)	1.0		5	2	2	2	1	0	0	0	0	0	1	7	7	18.00	2.000
Joe Hoerner, L ERA: 1.51 (8, 1)	1.0		4	1	0	0	0	0	0	0	0	0	0	4	4	0.00	1.000

WP	HR	S	P	ERA	WHIP
1	1	10	42		
0	0	0	0		
0	0	0	0		

Batter	1	2	3	4	5	6	7	8	9	AB R H RBI BB SO LOB	TOP
Felipe Alou, R (1, 8) <small>OBP: 0.365, SLG: 0.440</small> Ken Johnson, R (6, 1) <small>OBP: 0.171, SLG: 0.175</small> Wayne Causey, L (9, PH) <small>OBP: 0.223, SLG: 0.196</small>	0-0 SH5-3 1B		0-0 1-3 1-2			0-0 5-3			0-0 FC3-6 1B	3 0 1 0 0 0 1 0 0 0 0 0 0 0 1 1 0 0 0 0 1	Atlanta Braves @ San Francisco Giants Candlestick Park, San Francisco, CA Fri Sep 20 1968, 10:05 PM EDT Att. 5,592 - Unknown
Felix Millan, R (1, 4) <small>OBP: 0.323, SLG: 0.341</small>	0-0 SH5-3 1-2		0-0 F7			0-0 F8			0-0 1B 1-2	3 0 1 0 0 0 1	
Hank Aaron, R (1, 3) <small>OBP: 0.351, SLG: 0.494</small> Tommie Aaron, R (4, 3) <small>OBP: 0.293, SLG: 0.309</small>	0-3 K			0-0 F8			0-0 4-3		0-0 F9	2 0 0 0 0 1 1 2 0 0 0 0 0 2	
Joe Torre, R (1, 2) <small>OBP: 0.333, SLG: 0.378</small> Walt Hriniak, L (6, 2) <small>OBP: 0.231, SLG: 0.231</small>	0-0 3-1			0-3 K			0-0 F3		0-0 1B 1-3 2-H	2 0 0 0 0 1 1 2 0 1 1 0 0 0	
Tito Francona, L (1, 7) <small>OBP: 0.383, SLG: 0.355</small>		0-3 K		0-3 K			0-0 3-1		0-3 K	4 0 0 0 0 3 2	
Mike Lum, L (1, 9) <small>OBP: 0.286, SLG: 0.333</small>		0-3 K			0-0 F5			0-0 F5		3 0 0 0 0 1 0	
Sonny Jackson, L (1, 6) <small>OBP: 0.291, SLG: 0.278</small>		0-0 5-3			0-0 6-3			0-0 4-3		3 0 0 0 0 0 0	
Marty Martinez, S (1, 5) <small>OBP: 0.302, SLG: 0.271</small>			0-0 1-3 1B		0-0 F8			0-0 4-3		3 0 1 0 0 0 0	
George Stone, L (1, 1) <small>OBP: 0.357, SLG: 0.333</small> Jim Britton, R (3, 1) <small>OBP: 0.143, SLG: 0.143</small> Ralph Garr, L (6, PH) <small>OBP: 0.400, SLG: 0.250</small> Dusty Baker Jr., R (6, 8) <small>OBP: 0.500, SLG: 0.500</small>			0-3 K			0-0 3-1			0-0 FC3-6 1B	1 0 0 0 0 1 1 0 0 0 0 0 0 0 1 0 0 0 0 0 0 1 0 1 0 0 0 0	
Inning Stats	R: 0 H: 1 E: 0 LOB: 1 K: 1 BB: 0 S: 6 P: 6	R: 0 H: 0 E: 0 LOB: 0 K: 2 BB: 0 S: 7 P: 7	R: 0 H: 1 E: 0 LOB: 1 K: 1 BB: 0 S: 6 P: 6	R: 0 H: 0 E: 0 LOB: 0 K: 2 BB: 0 S: 7 P: 7	R: 0 H: 0 E: 0 LOB: 0 K: 0 BB: 0 S: 3 P: 3	R: 0 H: 0 E: 0 LOB: 0 K: 0 BB: 0 S: 3 P: 3	R: 0 H: 0 E: 0 LOB: 0 K: 0 BB: 0 S: 3 P: 3	R: 0 H: 0 E: 0 LOB: 0 K: 0 BB: 0 S: 3 P: 3	R: 1 H: 3 E: 0 LOB: 2 K: 1 BB: 0 S: 8 P: 8	1B: 5 SF: 0 2B: 0 SAC: 1 3B: 0 DP: 0 HR: 0 HBP: 0	WP: 0 PA: 32 PB: 0 SB: 0 CS: 0
PITCHER Juan Marichal, R (1, 1) <small>ERA: 2.41</small>	IP WLS BF H R ER SO BB IBB HBP BLK WP HR S P ERA WHIP 9.0 W 32 5 1 1 7 0 0 0 0 0 0 0 46 46 1.00 0.556										PITCHER IP WLS BF H R ER SO BB IBB HBP BLK WP HR S P ERA WHIP

AB	31
R	1
H	5
RBI	1
BB	0
SO	7
LOB	10



Batter	1	2	3	4	5	6	7	8	9	AB	R	H	RBI	BB	SO	LOB
Bobby Bonds, R OBP: 0.348, SLG: 0.427 (1, 9) (4, 8)	0-0 F1		0-0 FC 1B	0-3 K		0-0 6-3				4	1	1	0	0	1	2
Ron Hunt, R OBP: 0.368, SLG: 0.290 Don Mason, L (1, 4) (8, 4)	0-0 5-3		0-0 FC BB E 2B 1-H	0-0 FC 1B			0-0 F9			4	1	0	2	0	0	1
Willie Mays, R OBP: 0.358, SLG: 0.470 Ty Cline, L OBP: 0.258, SLG: 0.280 (1, 8) (3, PR) (4, 7)	0-3 K		0-0 E1 BB 2B 1-2	0-0 L4			0-0 F5			2	0	0	0	0	1	1
Willie McCovey, L OBP: 0.377, SLG: 0.543 (1, 3)		0-0 HR 1B	0-3 K	0-0 1B 1-H 2-H			4-0 BB			3	1	2	1	1	1	2
Jim Ray Hart, R OBP: 0.324, SLG: 0.446 (1, 5)		0-0 HR 1B 1-H	4-0 2B BB 1-2 2-3		0-3 K		0-0 6-3			3	2	1	2	1	1	1
Dick Dietz, R OBP: 0.356, SLG: 0.401 (1, 2)		0-0 F2	0-0 2B 1-H 2-H 3-H		0-0 4-3			0-0 F7		4	0	1	3	0	0	0
Ollie Brown, R OBP: 0.258, SLG: 0.250 (1, 7) (4, 9)		0-3 K	0-0 1-3		0-0 4-3			0-0 1-3		4	0	0	0	0	1	2
Hal Lanier, R OBP: 0.220, SLG: 0.235 (1, 6)		0-0 F7		0-0 2B FC 1B		0-0 6-3		0-3 K		4	1	1	0	0	1	0
Juan Marichal, R OBP: 0.185, SLG: 0.200 (1, 1)			0-3 K	0-0 1B 2B 1-3		0-3 K				3	1	1	0	0	2	0

Inning Stats	R: 0	H: 0	E: 0	K: 1	S: 5	R: 2	H: 2	E: 0	K: 1	S: 7	R: 4	H: 2	E: 2	K: 2	S: 11	R: 2	H: 3	E: 0	K: 1	S: 8	R: 0	H: 0	E: 0	K: 1	S: 5	R: 0	H: 0	E: 0	K: 0	S: 3	R: 0	H: 0	E: 0	K: 1	S: 5	R: 0	H: 0	E: 0	K: 1	S: 5	R: 0	H: 0	E: 0	K: 1	S: 5	1B: 4	2B: 2	3B: 0	HR: 1	SF: 0	SAC: 0	DP: 0	HBP: 0	WP: 0	PB: 0	SB: 0	CS: 0	PA: 35
--------------	------	------	------	------	------	------	------	------	------	------	------	------	------	------	-------	------	------	------	------	------	------	------	------	------	------	------	------	------	------	------	------	------	------	------	------	------	------	------	------	------	------	------	------	------	------	-------	-------	-------	-------	-------	--------	-------	--------	-------	-------	-------	-------	--------

PITCHER	IP	WLS	BF	H	R	ER	SO	BB	IBB	HBP	BLK	WP	HR	S	P	ERA	WHIP
George Stone, L ERA: 2.91 (1, 1)	2.1	L	12	3	5	2	3	0	0	0	0	0	1	18	18	7.71	1.286
Jim Britton, R ERA: 2.9 (3, 1)	2.2		13	4	3	2	3	1	0	0	0	0	0	18	22	6.75	1.875
Ken Johnson, R ERA: 3.47 (6, 1)	3.0		10	0	0	0	2	1	0	0	0	0	0	13	17	0.00	0.333

BOTTOM

Atlanta Braves @ San Francisco Giants
Candlestick Park, San Francisco, CA

Fri Sep 20 1968, 10:05 PM EDT
Att. 5,592 - Unknown

livebaseballscorecards.com

AB	33
R	8
H	7
RBI	8
BB	2
SO	8
LOB	11



Batter	1	2	3	4	5	6	7	8	9	AB R H RBI BB SO LOB	TOP	
Felipe Alou, R OBP: 0.366, SLG: 0.441 (1, 8) X	0-0 5-3		0-0 1B		0-0 F2			0-0 FC5-4 FC 1B		4 1 2 0 0 0 0	Atlanta Braves @ San Francisco Giants Candlestick Park, San Francisco, CA Sat Sep 21 1968, 10:05 PM EDT Att. 6,841 - Unknown	
Felix Millan, R OBP: 0.324, SLG: 0.342 (1, 4) X	0-0 6-3		0-0 1B		0-0 1-3			0-0 FC5-4 1B		4 0 2 0 0 0 0		
Hank Aaron, R OBP: 0.351, SLG: 0.494 (1, 3) X (8, 9)	0-0 2B		0-3 K		0-3 K			0-0 FC5-4 L4-6 FC 1-2f 2-3 3-H		4 0 1 1 0 2 4		
Joe Torre, R OBP: 0.332, SLG: 0.377 (1, 2) S Walt Hrinik, L OBP: 0.250, SLG: 0.250 (2, 2) S	0-3 K			0-0 FC1-5 1B		0-0 F3		0-0 FC		1 0 0 0 0 1 1 3 0 1 1 0 0 1		
Tito Francona, L OBP: 0.384, SLG: 0.356 (1, 7) X Claude Raymond, R OBP: 0.143, SLG: 0.143 (8, 1) Dick Kelley, R OBP: 0.154, SLG: 0.043 (8, 1) Cecil Upshaw, R OBP: 0.208, SLG: 0.174 (9, 1)		0-0 G6-3 1B		0-0 FC4-6 FC1-5 1B		0-0 4-3		0-0 L4-6 2-3		4 0 2 0 0 0 2 0		
Mike Lum, L OBP: 0.282, SLG: 0.327 (1, 9) X (8, 7)		0-0 G6-3 1-2f		0-0 FC1-5 FC4-6 1B		0-0 4-3		0-0 6-3		4 0 0 0 0 0 3		
Sonny Jackson, L OBP: 0.288, SLG: 0.275 (1, 6) X		0-0 5-3		0-0 FC4-6 FC6-4 1-2f 2-3		0-0 1-3		0-3 K		4 0 0 0 0 1 2		
Marty Martinez, S OBP: 0.299, SLG: 0.268 (1, 5) X			0-0 4-3		0-0 FC6-4 1-2f		0-0 F8		0-0 4-3	4 0 0 0 0 0 2		
Ron Reed, R OBP: 0.190, SLG: 0.213 (1, 1) X Ralph Garr, L OBP: 0.500, SLG: 0.400 (8, PH) Deron Johnson, R OBP: 0.287, SLG: 0.312 (8, 3) X			0-0 L7		0-0 6-3			0-0 E4 1B FC5-4 1B		2 0 0 0 0 0 0 1 1 1 0 0 0 0 0 0 0 0 0 0 0		
Inning Stats	R: 0 H: 1 E: 0 LOB: 1 K: 1 BB: 0 S: 6 P: 6	R: 0 H: 1 E: 0 LOB: 0 K: 0 BB: 0 S: 3 P: 3	R: 0 H: 2 E: 0 LOB: 2 K: 1 BB: 0 S: 7 P: 7	R: 0 H: 2 E: 0 LOB: 2 K: 0 BB: 0 S: 5 P: 5	R: 0 H: 0 E: 0 LOB: 0 K: 0 BB: 0 S: 3 P: 3	R: 0 H: 0 E: 0 LOB: 0 K: 1 BB: 0 S: 5 P: 5	R: 0 H: 0 E: 0 LOB: 0 K: 0 BB: 0 S: 3 P: 3	R: 2 H: 3 E: 1 LOB: 1 K: 0 BB: 0 S: 6 P: 6	R: 0 H: 0 E: 0 LOB: 0 K: 1 BB: 0 S: 5 P: 5	1B: 8 SF: 0 2B: 2 SAC: 0 3B: 0 DP: 2 HR: 0 HBP: 0		WP: 0 PA: 35 PB: 0 SB: 0 CS: 0
PITCHER Gaylord Perry, R ERA: 2.45 (1, 1)	IP WLS BF H R ER SO BB IBB HBP BLK WP HR S P ERA WHIP											PITCHER IP WLS BF H R ER SO BB IBB HBP BLK WP HR S P ERA WHIP

AB	35
R	2
H	9
RBI	2
BB	0
SO	4
LOB	15



Batter	1	2	3	4	5	6	7	8	9	AB	R	H	RBI	BB	SO	LOB
Bobby Bonds, R OBP: 0.350, SLG: 0.426 (1, 8) (8, 9)	0-0 5-3		0-0 5-3		0-0 FC6-4 1-2 3-H 1B			4-0 1B FC1 BB		3	0	1	1	1	0	1
Ron Hunt, R OBP: 0.369, SLG: 0.294 (1, 4)	0-0 6-3			0-0 4-3 2B	0-0 FC6-4 1-2f			0-0 1-3 FC1 1B		4	0	2	0	0	0	2
Ty Cline, L OBP: 0.254, SLG: 0.276 (1, 7)	0-0 L8			0-0 L9			0-0 L4-3	0-0 FC1 1-2 3-H		4	0	0	0	0	0	3
Willie McCovey, L OBP: 0.377, SLG: 0.539 (1, 3)		0-0 F7		0-0 4-3 2-3		4-0 BB G5-4-3		0-3 K		3	0	0	0	1	1	3
Jim Ray Hart, R OBP: 0.321, SLG: 0.442 (1, 5)		0-0 6-3		0-0 F5		0-0 BB G5-4-3 1-2f		0-3 K		4	0	0	0	0	1	2
Dick Dietz, R OBP: 0.355, SLG: 0.402 (1, 2)		0-3 K			0-0 4-3 1B 2B			0-3 K		4	1	1	0	0	2	0
Dave Marshall, L OBP: 0.335, SLG: 0.323 Willie Mays, R OBP: 0.358, SLG: 0.469 (1, 9) (8, 8)			0-0 F8		0-0 4-3 2-3		0-0 4-3	0-0 F8		3	0	0	0	0	0	1
Hal Lanier, R OBP: 0.221, SLG: 0.236 (1, 6)			0-0 SH1 1B		0-0 E3 1B		0-0 F2			3	0	1	0	0	0	1
Gaylord Perry, R OBP: 0.128, SLG: 0.109 (1, 1)			0-0 SH1 1-2		0-0 F6			0-3 K		2	0	0	0	0	1	2

Inning Stats	R: 0	H: 0	E: 0	LOB: 0	K: 0	S: 3	P: 3	R: 0	H: 0	E: 0	LOB: 0	K: 1	S: 5	R: 0	H: 1	E: 0	LOB: 1	K: 0	S: 4	R: 0	H: 1	E: 0	LOB: 1	K: 0	S: 4	R: 1	H: 2	E: 1	LOB: 2	K: 0	S: 6	R: 0	H: 0	E: 0	LOB: 0	K: 0	S: 2	R: 0	H: 0	E: 0	LOB: 0	K: 0	S: 3	R: 0	H: 1	E: 0	LOB: 2	K: 2	S: 8	R: 0	H: 0	E: 0	LOB: 0	K: 2	S: 7	R: 0	H: 0	E: 0	LOB: 0	K: 2	S: 7	1B: 3	2B: 2	3B: 0	HR: 0	SF: 0	SAC: 1	DP: 1	HBP: 0	WP: 0	PA: 34
--------------	------	------	------	--------	------	------	------	------	------	------	--------	------	------	------	------	------	--------	------	------	------	------	------	--------	------	------	------	------	------	--------	------	------	------	------	------	--------	------	------	------	------	------	--------	------	------	------	------	------	--------	------	------	------	------	------	--------	------	------	------	------	------	--------	------	------	-------	-------	-------	-------	-------	--------	-------	--------	-------	--------

PITCHER	IP	WLS	BF	H	R	ER	SO	BB	IBB	HBP	BLK	WP	HR	S	P	ERA	WHIP
Ron Reed, R ERA: 3.36 (1, 1)	7.0	W	26	4	1	0	1	1	0	0	0	0	0	27	31	0.00	0.714
Claude Raymond, R ERA: 2.98 (8, 1)	0.2		4	1	0	0	1	1	0	0	0	0	0	5	9	0.00	3.000
Dick Kelley, L ERA: 2.69 (8, 1)	0.1		1	0	0	0	1	0	0	0	0	0	0	3	3	0.00	0.000
Cecil Upshaw, R ERA: 2.26 (9, 1)	1.0	S	3	0	0	0	2	0	0	0	0	0	0	7	7	0.00	0.000

BOTTOM


Atlanta Braves @ San Francisco Giants
Candlestick Park, San Francisco, CA

livebaseballscores.com

AB	31
R	1
H	5
RBI	1
BB	2
SO	5
LOB	15



Sat Sep 21 1968, 10:05 PM EDT
Att. 6,841 - Unknown

Batter	1	2	3	4	5	6	7	8	9	AB R H RBI BB SO LOB	TOP	
Felipe Alou, R (1, 8) x OBP: 0.364, SLG: 0.439 Dusty Baker Jr., R (5, 8) OBP: 0.400, SLG: 0.400	0-0 ① 1-3		x 0-0 ① 6-3		0-0 ③ K			x 0-0 ③ 6-3		3 0 0 0 0 1 0 1 0 0 0 0 0 0	Atlanta Braves @ San Francisco Giants Candlestick Park, San Francisco, CA Sun Sep 22 1968, 6:33 AM EDT Att: 29,457 - Unknown livebaseballscorecards.com AB 32 R 2 H 5 RBI 2 BB 0 SO 2 LOB 6 	
Felix Millan, R (1, 4) x OBP: 0.322, SLG: 0.340	0-0 ② G3		x 0-0 ② 1-3			x 0-0 ① 6-3			x 0-0 ① F4	4 0 0 0 0 0 0		
Hank Aaron, R (1, 3) x OBP: 0.351, SLG: 0.498 Tommie Aaron, R (6, 3) OBP: 0.295, SLG: 0.311	0-0 HR		x 0-0 ③ F6			x 0-0 ② 6-3			x 0-0 1B	3 1 1 1 0 0 0 1 0 1 0 0 0 0		
Tito Francona, L (1, 7) x OBP: 0.380, SLG: 0.352	0-0 ③ F5			x 0-0 ① F7		x 0-0 ③ F9			s s s 0-3 ② K	4 0 0 0 0 1 1		
Mike Lum, L (1, 9) OBP: 0.281, SLG: 0.326		x 0-0 WP 1B		x 0-0 ② F9			x 0-0 ① 1-3		x 0-0 ③ F2	4 1 1 0 0 0 1		
Walt Hrinik, L (1, 2) OBP: 0.316, SLG: 0.316		x 0-0 1-H 1B		x 0-0 1B			x 0-0 ② F8			3 0 2 1 0 0 0		
Sonny Jackson, L (1, 6) OBP: 0.286, SLG: 0.272		x 0-0 ① F8		x 0-0 ③ F7			x 0-0 ③ F9			3 0 0 0 0 0 2		
Marty Martinez, S (1, 5) OBP: 0.296, SLG: 0.265		x 0-0 ② F8			x 0-0 ① F9			x 0-0 ① F3		3 0 0 0 0 0 1		
Pat Jarvis, R (1, 1) OBP: 0.186, SLG: 0.171 Jim Britton, R (4, 1) OBP: 0.143, SLG: 0.143 Ralph Garr, L (5, PH) OBP: 0.429, SLG: 0.333 Dick Kelley, R (5, 1) OBP: 0.194, SLG: 0.043 Bob Johnson, R (8, PH) OBP: 0.302, SLG: 0.300 Rick Kester, R (8, 1)		x 0-0 ③ 6-3			x 0-0 ② F7			x 0-0 ② F4	1 0 0 0 0 0 1 0 0 0 0 0 0 0 1 0 0 0 0 0 0 0 0 0 0 0 0 0 1 0 0 0 0 0 0 0 0 0 0 0 0 0			
Inning Stats	R: 1 H: 1 E: 0 LOB: 0 K: 0 BB: 0 S: 4 P: 4	R: 1 H: 2 E: 0 LOB: 1 K: 0 BB: 0 S: 5 P: 5	R: 0 H: 0 E: 0 LOB: 0 K: 0 BB: 0 S: 3 P: 3	R: 0 H: 1 E: 0 LOB: 1 K: 0 BB: 0 S: 4 P: 4	R: 0 H: 0 E: 0 LOB: 0 K: 1 BB: 0 S: 5 P: 5	R: 0 H: 0 E: 0 LOB: 0 K: 0 BB: 0 S: 3 P: 3	R: 0 H: 0 E: 0 LOB: 0 K: 0 BB: 0 S: 3 P: 3	R: 0 H: 0 E: 0 LOB: 0 K: 0 BB: 0 S: 3 P: 3	R: 0 H: 1 E: 0 LOB: 1 K: 1 BB: 0 S: 6 P: 6	1B: 4 SF: 0 2B: 0 SAC: 0 3B: 0 DP: 0 HR: 1 HBP: 0	WP: 2 PA: 32 PB: 0 SB: 0 CS: 0	
PITCHER Bobby Bolin, R (1, 1) ERA: 1.96	IP WLS BF H R ER SO BB IBB HBP BLK WP HR S P ERA WHIP	9.0 W 32 5 2 2 2 0 0 0 0 1 1 36 36 2.00 0.556										

Batter	1	2	3	4	5	6	7	8	9	AB	R	H	RBI	BB	SO	LOB
Bobby Bonds, R OBP: 0.348, SLG: 0.422 (1, 9) (7, 8)	0-0 4-3		0-0 BB 1B	0-0 F9	0-0 F6		0-0 5-3			5	1	1	0	0	0	2
Don Mason, L OBP: 0.429, SLG: 0.333 (1, 4)	0-0 F3		4-0 1B HR BB	0-0 S 1B 1B		0-0 BB 3B 1B		0-3 K		4	3	2	1	1	1	0
Willie Mays, R OBP: 0.362, SLG: 0.474 Ollie Brown, R OBP: 0.255, SLG: 0.247 (1, 8) (7, 9)	0-0		0-0 HR 1B	0-0 1-H 2B 1B		4-0 1-2 3B BB		0-3 K		3	3	3	2	1	0	0
Willie McCovey, L OBP: 0.377, SLG: 0.546 (1, 3)	0-0 F9		0-0 1-H 2-H HR	0-0 1-H 1B 2B		0-0 F9		0-0 F9		5	2	2	4	0	0	3
Jim Ray Hart, R OBP: 0.323, SLG: 0.447 Jim Davenport, R OBP: 0.282, SLG: 0.247 (1, 5) (7, 5)		0-3 K	0-0 5-3	0-0 2-H 1B		0-0 1-H 2-H 3B				4	0	2	3	0	1	0
Dick Dietz, R OBP: 0.350, SLG: 0.397 (1, 2)		0-3 K	0-3 K	0-3 K		0-0 1-3				4	0	0	0	0	3	2
Dave Marshall, L OBP: 0.333, SLG: 0.317 (1, 7)		4-0 E BB	0-3 K		0-3 K		0-0 6-3			3	0	0	0	1	2	1
Hal Lanier, R OBP: 0.225, SLG: 0.240 (1, 6)		0-0 E8 1B		0-0 S 1B 1B		0-0 SH1 1B		0-0 F7		4	1	3	0	0	0	0
Bobby Bolin, R OBP: 0.161, SLG: 0.078 (1, 1)		0-0 F6		0-3 K		0-0 SH1		0-0 5-3		3	0	0	0	0	1	3

Inning Stats	R: 0	H: 1	E: 0	LOB: 1	K: 0	BB: 0	S: 4	P: 4
	R: 0	H: 1	E: 1	LOB: 2	K: 2	BB: 1	S: 8	P: 12
	R: 4	H: 3	E: 0	LOB: 0	K: 2	BB: 1	S: 10	P: 14
	R: 4	H: 5	E: 0	LOB: 1	K: 2	BB: 0	S: 12	P: 12
	R: 0	H: 1	E: 0	LOB: 1	K: 1	BB: 0	S: 6	P: 6
	R: 2	H: 2	E: 0	LOB: 1	K: 0	BB: 1	S: 5	P: 9
	R: 0	H: 0	E: 0	LOB: 0	K: 0	BB: 0	S: 3	P: 3
	R: 0	H: 0	E: 0	LOB: 0	K: 2	BB: 0	S: 7	P: 7

PITCHER	IP	WLS	BF	H	R	ER	SO	BB	IBB	HBP	BLK	WP	HR	S	P	ERA	WHIP
Pat Jarvis, R ERA: 2.54 (1, 1)	3.2	L	20	7	6	6	5	2	0	0	0	0	1	28	36	14.73	2.455
Jim Britton, R ERA: 3.09 (4, 1)	0.1		4	3	2	2	1	0	0	0	0	0	0	6	6	54.00	9.000
Dick Kelley, L ERA: 2.79 (5, 1)	3.0		13	3	2	2	1	1	0	0	0	0	0	14	18	6.00	1.333
Rick Kester, R ERA: 5.68 (8, 1)	1.0		3	0	0	0	2	0	0	0	0	0	0	7	7	0.00	0.000

BOTTOM

Atlanta Braves @ San Francisco Giants
Candlestick Park, San Francisco, CA

Sun Sep 22 1968, 6:33 AM EDT
Att. 29,457 - Unknown

AB	36
R	10
H	13
RBI	10
BB	3
SO	9
LOB	11

livebaseballscorecards.com

GIANTS

1B:	9	SF:	0	WP:	0	PA:	40
2B:	2	SAC:	1	PB:	0		
3B:	1	DP:	0	SB:	2		
HR:	1	HBP:	0	CS:	0		

Batter	1	2	3	4	5	6	7	8	9	AB	R	H	RBI	BB	SO	LOB	TOP										
Bobby Bonds, R OBP: 0.343, SLG: 0.415 (1, 9) X	0-0 F7	0-3 K		0-0 F7		0-3 K		0-0 1-3		5	0	0	0	0	2	5	San Francisco Giants @ Houston Astros Astrodome, Houston, TX Tue Sep 24 1968, 8:05 PM EDT Att. 7,460 - Unknown livebaseballscorecards.com										
Ron Hunt, R OBP: 0.371, SLG: 0.301 (1, 4) X	0-0 F5		0-0 S 1B	0-0 1B		0-0 2B	0-0 2B	0-0 5-3		5	0	3	0	0	0	2											
Willie Mays, R OBP: 0.366, SLG: 0.483 (1, 8) X	0-0 HR		0-0 S 1B	4-0 1B		0-0 IBB	0-0 F8	0-0 1B	0-0 2-H 3-H	4	1	3	3	1	0	1											
Willie McCovey, L OBP: 0.377, SLG: 0.546 (1, 3) X	0-0 2B		0-3 K	0-0 F8		0-0 F4	0-0 F4	0-0 1B	0-0 HBP 1B	5	0	2	0	0	1	6											
Jim Ray Hart, R OBP: 0.323, SLG: 0.444 Gaylord Perry, R OBP: 0.128, SLG: 0.109 (1, 5) X (8, PR) (8, 1)	0-0 F8		4-0 1B		0-0 F5		0-0 6-3	1-0 1B	1-0 HBP	3	0	0	0	1	0	2											
Dick Dietz, R OBP: 0.348, SLG: 0.393 (1, 2)		0-3 K	0-3 K	0-0 IBB		0-0 F8		0-0 3B 1B	0-0 F7	5	1	1	0	0	2	6											
Jesus Alou, R OBP: 0.277, SLG: 0.317 (1, 7)		0-0 1B	0-0 G3		0-0 F2			0-0 3-1	0-0 3-1	5	1	2	1	0	0	3											
Hal Lanier, R OBP: 0.226, SLG: 0.241 Dave Marshall, L OBP: 0.337, SLG: 0.317 Don Mason, L OBP: 0.375, SLG: 0.286 (1, 6) (8, PH) (8, 6)		0-0 1B		0-0 6-3		0-0 F4		4-0 1B	0-0 4-3	3	0	1	0	0	0	0											
Ray Sadecki, L OBP: 0.157, SLG: 0.120 Frank Linzy, R (7, 1) Ty Cline, L OBP: 0.254, SLG: 0.276 Jim Davenport, R OBP: 0.280, SLG: 0.245 (8, PH) (8, 5)		0-3 K		4-0 2B		0-0 F9		0-0 E6	0-0 5-3	2	0	0	0	1	1	2											
Inning Stats	R: 1 E: 0 K: 0 S: 5	H: 2 LOB: 1 BB: 0 P: 5	R: 0 E: 0 K: 3 S: 11	H: 2 LOB: 2 BB: 0 P: 11	R: 0 E: 0 K: 2 S: 9	H: 2 LOB: 3 BB: 1 P: 13	R: 0 E: 0 K: 0 S: 4	H: 1 LOB: 3 BB: 2 P: 12	R: 0 E: 0 K: 0 S: 3	H: 0 LOB: 0 BB: 0 P: 3	R: 0 E: 0 K: 1 S: 5	H: 0 LOB: 0 BB: 0 P: 5	R: 0 E: 0 K: 0 S: 4	H: 1 LOB: 1 BB: 0 P: 4	R: 4 E: 1 K: 0 S: 8	H: 4 LOB: 3 BB: 1 P: 13		R: 0 E: 0 K: 0 S: 3	H: 0 LOB: 0 BB: 0 P: 3	1B: 7 2B: 3 3B: 1 HR: 1	SF: 0 SAC: 0 DP: 0 HBP: 1	WP: 0 PB: 0 SB: 2 CS: 0	PA: 45				
PITCHER	IP	WLS	BF	H	R	ER	SO	BB	IBB	HBP	BLK	WP	HR	S	P	ERA	WHIP										
Denny Lemaster, L ERA: 2.8 (1, 1)	7.0		34	10	3	3	6	1	2	0	0	0	1	43	55	3.86	1.571										
Steve Shea, R ERA: 3.55 (8, 1)	0.0		1	0	0	0	0	1	0	0	0	0	0	0	4	∞	∞										
Danny Coombs, L ERA: 3.35 (8, 1)	0.0	L	1	0	0	0	0	0	0	0	0	0	0	1	1	∞	∞										
Jim Ray, R ERA: 2.68 (8, 1)	1.0		6	2	2	0	0	0	0	1	0	0	0	5	6	0.00	2.000										
Tom Dukes, R ERA: 4.44 (9, 1)	1.0		3	0	0	0	0	0	0	0	0	0	0	3	3	0.00	0.000										

AB	40
R	5
H	12
RBI	5
BB	4
SO	6
LOB	28



Batter	1	2	3	4	5	6	7	8	9	AB R H RBI BB SO LOB
Jose Herrera, R (1, 9) OBP: 0.267, SLG: 0.301 Nate Colbert, R (9, PR) OBP: 0.164, SLG: 0.170	0-0 F4		0-0 2B SF9 1B		0-0 F9		0-0 F2		4-0 SH3 BB	4 1 1 0 1 0 0 0 0 0 0 0 0 0
Hector Torres, R (1, 6) OBP: 0.257, SLG: 0.263	0-0 1B 1B		0-0 1-3 E 2B		0-0 6-3		0-0 1B 2B 1B		0-0 SH3	4 2 3 0 0 0 0
Jimmy Wynn, R (1, 8) OBP: 0.376, SLG: 0.466	0-3 K		4-0 E IBB		0-0 CS 1B		0-0 2B FC1 1B		0-0 F6	4 0 2 0 1 1 3
Doug Rader, R (1, 5) OBP: 0.325, SLG: 0.391	0-0 1-2 1B		0-0 SF9		0-0 CS		0-0 FC1 2B		0-0 F8	4 1 3 2 0 0 2
Denis Menke, R (1, 4) OBP: 0.330, SLG: 0.340	0-3 K		0-0 F4		0-0 CS		0-0 1B SF9 1B		0-0 FC1	4 0 0 0 0 2 6
Rusty Staub, L (1, 3) OBP: 0.380, SLG: 0.396		0-3 K		0-0 F9		0-0 1B SF9		0-0 FC4-6		4 0 1 0 0 1 2
Bob Aspromonte, R (1, 7) OBP: 0.285, SLG: 0.265		0-0 F9		0-0 6-3		0-0 SF9		0-0 4-3		3 0 0 1 0 0 0
Dave Adlesh, R (1, 2) OBP: 0.208, SLG: 0.198 Lee Thomas, L (8, PH) OBP: 0.250, SLG: 0.230 Tom Dukes, R (9, 1)		0-0 F3		4-0 BB		4-0 IBB		0-0 3-1		1 0 0 0 2 0 0 1 0 0 0 0 0 0 0 0 0 0 0 0 0
Denny Lemaster, R (1, 1) OBP: 0.113, SLG: 0.031 Steve Shields, R (8, 1) Danny Coombs, R (8, 1) OBP: 0.400, SLG: 0.400 Jim Ray, R (8, 1) OBP: 0.067, SLG: 0.067 Hal King, L (8, PH) OBP: 0.263, SLG: 0.240		0-3 K		0-0 6-3		0-0 F3		0-0 3-1		3 0 0 0 0 0 1 3 0 1 0 0 0 0 0 0 0

Inning Stats	R: 0 E: 0 K: 2 S: 9	H: 2 LOB: 2 BB: 0 P: 9	R: 0 E: 0 K: 1 S: 5	H: 0 LOB: 0 BB: 0 P: 5	R: 2 E: 1 K: 1 S: 7	H: 2 LOB: 1 BB: 1 P: 11	R: 0 E: 0 K: 0 S: 3	H: 0 LOB: 1 BB: 1 P: 7	R: 0 E: 0 K: 0 S: 3	H: 1 LOB: 0 BB: 0 P: 3	R: 1 E: 0 K: 1 S: 7	H: 2 LOB: 2 BB: 1 P: 11	R: 1 E: 0 K: 0 S: 6	H: 3 LOB: 2 BB: 0 P: 6	R: 0 E: 0 K: 0 S: 3	H: 0 LOB: 0 BB: 0 P: 3	R: 0 E: 0 K: 0 S: 3	H: 0 LOB: 2 BB: 1 P: 7	1B: 8 2B: 2 3B: 0 HR: 0	SF: 2 SAC: 1 DP: 0 HBP: 0	WP: 0 PB: 0 SB: 0 CS: 1	PA: 41
--------------	------------------------------	---------------------------------	------------------------------	---------------------------------	------------------------------	----------------------------------	------------------------------	---------------------------------	------------------------------	---------------------------------	------------------------------	----------------------------------	------------------------------	---------------------------------	------------------------------	---------------------------------	------------------------------	---------------------------------	----------------------------------	------------------------------------	----------------------------------	--------

PITCHER	IP	WLS	BF	H	R	ER	SO	BB	IBB	HBP	BLK	WP	HR	S	P	ERA	WHIP
Ray Sadecki, L (1, 1) ERA: 2.92	6.1		30	9	4	3	5	1	2	0	0	0	0	37	49	4.26	1.579
Frank Linzy, R (7, 1) ERA: 2.17	0.2	W	3	1	0	0	0	0	0	0	0	0	0	3	3	0.00	1.500
Gaylord Perry, R (8, 1) ERA: 2.43	2.0	S	7	0	0	0	0	1	0	0	0	0	0	6	10	0.00	0.500

BOTTOM

San Francisco Giants @ Houston Astros
Astrodome, Houston, TX

Tue Sep 24 1968, 8:05 PM EDT
Att. 7,460 - Unknown

AB	33
R	4
H	10
RBI	3
BB	4
SO	5
LOB	16



PITCHER	IP	WLS	BF	H	R	ER	SO	BB	IBB	HBP	BLK	WP	HR	S	P	ERA	WHIP
---------	----	-----	----	---	---	----	----	----	-----	-----	-----	----	----	---	---	-----	------

Batter	1	2	3	4	5	6	7	8	9	AB R H RBI BB SO LOB	TOP									
Bobby Bonds, R (1, 8) OBP: 0.338, SLG: 0.409	0-3 K		0-0 4-3			0-0 6-3		0-3 K		4 0 0 0 0 2 0	San Francisco Giants @ Houston Astros Astrodome, Houston, TX Wed Sep 25 1968, 8:05 PM EDT Att. 9,258 - Unknown									
Don Mason, L (1, 4) OBP: 0.333, SLG: 0.273	0-0 1B			0-0 6-3		0-3 K		0-3 K		4 0 1 0 0 2 0										
Dave Marshall, L (1, 9) OBP: 0.335, SLG: 0.315	0-3 K			0-0 G3		0-0 F8		0-0 1B		4 0 1 0 0 1 1										
Willie McCovey, L (1, 3) OBP: 0.378, SLG: 0.546	0-0 F7			0-0 1B		0-0 1B	0-0 1B	0-0 F7		4 1 2 0 0 0 2										
Jack Hiatt, R (1, 2) OBP: 0.349, SLG: 0.358		0-0 6-3		0-0 6-3		0-0 F9		0-0 1-3		4 0 0 0 0 0 2										
Ken Henderson, S (1, 7) OBP: 0.750, SLG: 0.500 Jesus Alou, R (9, PH) OBP: 0.276, SLG: 0.316		0-0 F5			0-0 1B	4-0 1B	4-0 1B	0-0 4-3		2 1 1 0 1 0 0 1 0 0 0 0 0 0										
Bob Schroder, L (1, 5) OBP: 0.269, SLG: 0.227 Willie Mays, R (9, PH) OBP: 0.367, SLG: 0.483		0-3 K			0-0 1-3	0-0 1-3	0-0 1-3	4-0 BB		3 0 0 0 0 1 3 0 0 0 0 1 0 0										
Hal Lanier, R (1, 6) OBP: 0.227, SLG: 0.244 Dick Dietz, R (9, PH) OBP: 0.347, SLG: 0.392 Ty Cline, L (9, PH) OBP: 0.254, SLG: 0.276			0-3 K		0-0 3-1	0-0 3-1	0-0 2B	0-3 K		3 0 1 2 0 1 1 0 0 0 0 0 0 0 1 0 0 0 0 1 1										
Juan Marichal, R (1, 1) OBP: 0.181, SLG: 0.195			0-0 F8		0-0 F8	0-3 K				3 0 0 0 0 1 2										
Inning Stats	R: 0 E: 0 K: 2 S: 8	H: 1 LOB: 1 BB: 0 P: 8	R: 0 E: 0 K: 1 S: 5	H: 0 LOB: 0 BB: 0 P: 5	R: 0 E: 0 K: 1 S: 5	H: 0 LOB: 0 BB: 0 P: 5	R: 0 E: 0 K: 0 S: 4	H: 1 LOB: 1 BB: 0 P: 4	R: 0 E: 0 K: 1 S: 5	H: 0 LOB: 0 BB: 0 P: 5		R: 2 E: 0 K: 1 S: 7	H: 2 LOB: 1 BB: 1 P: 11	R: 0 E: 0 K: 2 S: 8	H: 1 LOB: 1 BB: 0 P: 8	R: 0 E: 0 K: 1 S: 5	H: 0 LOB: 1 BB: 1 P: 9	1B: 5 2B: 1 3B: 0 HR: 0	SF: 0 SAC: 0 DP: 0 HBP: 0	WP: 0 PB: 0 SB: 1 CS: 0
PITCHER	IP WLS BF H R ER SO BB IBB HBP BLK WP HR S P ERA WHIP																			
Dave Giusti, R (1, 1) ERA: 3.09	7.2 W 30 6 2 2 8 1 0 0 0 0 0 0 45 49 2.35 0.913																			
Danny Coombs, L (8, 1) ERA: 3.28	1.0 4 0 0 0 0 1 0 0 0 0 0 0 3 7 0.00 1.000																			
Jim Ray, R (9, 1) ERA: 2.67	0.1 S 1 0 0 0 1 0 0 0 0 0 0 0 3 3 0.00 0.000																			

livebaseballscorecards.com

AB	33
R	2
H	6
RBI	2
BB	2
SO	9
LOB	12



Batter	1	2	3	4	5	6	7	8	9
Jose Herrera, R OBP: 0.267, SLG: 0.299 (1, 9)	0-0 4-3			0-3 K		0-0 FC4-6 1B	0-0 F6		
Hector Torres, R OBP: 0.255, SLG: 0.261 (1, 6)	0-0 F7			0-0 6-3		0-0 FC4-6 2B 1-2f SF7	0-0 FC4-6 1-2f		
Jimmy Wynn, R OBP: 0.378, SLG: 0.470 (1, 8)	0-0 CS 1B			0-0 1B		0-0 1-3 2B		0-3 K	
Rusty Staub, L OBP: 0.378, SLG: 0.394 (1, 3)	0-0 CS 1-2	0-3 K		0-0 G3		0-0 SF7 3-H		0-0 F9	
Doug Rader, R OBP: 0.324, SLG: 0.395 (1, 5)		0-0 4-3			0-0 SF9 3B	0-0 F5		0-0 F6	
Denis Menke, R OBP: 0.330, SLG: 0.344 (1, 4)		0-0 F8			0-0 SF9 3-H		0-0 1B 3B		
Bob Aspromonte, R OBP: 0.288, SLG: 0.266 (1, 7)			0-0 1-3		4-0 G3 BB		0-0 FC1-6 1B 3-H		
Dave Adlesh, R OBP: 0.202, SLG: 0.192 (1, 2)			0-0 1-3		0-0 G3 1-2		0-0 FC1-6 1B 1-2f		
Dave Giusti, R OBP: 0.212, SLG: 0.195 (1, 1)			0-3 K		0-3 K		0-0 FC4-6 1B 1-2		
Danny Coombs, R OBP: 0.400, SLG: 0.400 (8, 1)									
Jim Ray, R OBP: 0.067, SLG: 0.067 (9, 1)									

Inning Stats	R: 0 E: 0 K: 0 S: 3	H: 1 LOB: 0 BB: 0 P: 3	R: 0 E: 0 K: 1 S: 5	H: 0 LOB: 0 BB: 0 P: 5	R: 0 E: 0 K: 1 S: 5	H: 0 LOB: 0 BB: 0 P: 5	R: 0 E: 0 K: 1 S: 6	H: 1 LOB: 1 BB: 0 P: 6	R: 1 E: 0 K: 1 S: 6	H: 1 LOB: 1 BB: 1 P: 10	R: 1 E: 0 K: 0 S: 5	H: 2 LOB: 1 BB: 0 P: 5	R: 1 E: 0 K: 0 S: 6	H: 3 LOB: 2 BB: 0 P: 6	R: 0 E: 0 K: 1 S: 5	H: 0 LOB: 0 BB: 0 P: 5
1B: 5 2B: 1 3B: 2 HR: 0	SF: 2 SAC: 0 DP: 0 HBP: 0	WP: 0 PA: 33 PB: 0 SB: 0 CS: 1														

PITCHER	IP	WLS	BF	H	R	ER	SO	BB	IBB	HBP	BLK	WP	HR	S	P	ERA	WHIP
Juan Marichal, R ERA: 2.43 (1, 1)	8.0	L	32	8	3	3	5	1	0	0	0	0	0	41	45	3.38	1.125


BOTTOM

San Francisco Giants @ Houston Astros
Astrodome, Houston, TX

Wed Sep 25 1968, 8:05 PM EDT
Att. 9,258 - Unknown

livebaseballscorecards.com

AB	29
R	3
H	8
RBI	3
BB	1
SO	5
LOB	10



Batter	1	2	3	4	5	6	7	8	9	10	11	12	13	14	15	AB	R	H	RBI	BB	SO	LOB	TOP					
Bobby Bonds, R OBP: 0.340, SLG: 0.416 (1, 9)	0-0 F7-4-3 1B	0-0 1-H 2B		0-0 CS 2B		0-3 K		0-0 6-3			0-0 F9			0-0 FC3-6 G4-3		7	0	3	1	0	1	3						
Ron Hunt, R OBP: 0.370, SLG: 0.299 (1, 4)	0-0 F7-4-3 1-2	1-0 HBP		0-0 6-3 2-3			0-0 F9 BB 1B	0-0 6-3			0-0 5-3			0-0 G4-3 1-2f		6	1	1	0	0	0	5						
Willie Mays, R OBP: 0.370, SLG: 0.490 (1, 8)	0-0 1B	0-0 F9			0-0 L4-3 1B		0-0 F4		0-0 CS 1B			0-0 6-3			0-0 HR	7	1	4	1	0	0	3						
Willie McCovey, L OBP: 0.370, SLG: 0.544 (1, 3)	0-0 BB 1B		0-0 1B		0-0 L4-3 1-2		4-0 BB 1B		0-0 F7			0-0 G3			0-0 F7	6	0	2	0	1	0	2						
Jack Hiatt, R OBP: 0.347, SLG: 0.353 (1, 2)	4-0 BB 1-2		0-0 F8		0-0 FC6-4 1B		0-0 F9		0-3 K 1-2			0-0 F8			0-0 6-3	6	0	1	0	1	1	4						
Jim Davenport, R OBP: 0.290, SLG: 0.246 (1, 5)	0-0 G3		0-0 F9		0-0 FC6-4 1-2f		0-0 FC6-4 1-2 3-H		0-0 1B		0-0 5-3			0-0 6-3		7	0	2	1	0	0	5						
Jesus Alou, R OBP: 0.281, SLG: 0.320 (1, 7)		0-0 FC5-4 1B		0-0 1-2 1B		0-0 1B		0-0 4-3		0-0 G4-3 1B			0-0 F9		0-0 F4	7	0	4	0	0	0	3						
Hal Lanier, R OBP: 0.224, SLG: 0.241 (1, 6)		0-0 FC5-4 FC1-6 1-2f		0-3 K		0-0 F5		0-0 F5		0-0 G4-3 1-2f			0-3 K			6	0	0	0	0	2	5						
Bobby Bolin, R OBP: 0.167, SLG: 0.109 (1, 1)		0-0 FC1-6		0-0 6-3		0-3 K		0-0 6-3 2B			0-0 4-3			0-0 FC3-6 1B		4	1	1	0	0	1	2						
Nate Oliver, R OBP: 0.189, SLG: 0.205 (8, PR)																0	0	0	0	0	0	0						
Frank Linzy, R (8, 1)																1	0	0	0	0	0	0						
Mike McCormick, L OBP: 0.194, SLG: 0.190 (12, 1)		1-2f 2B														1	0	1	0	0	0	0						
Inning Stats	R: 0 E: 0 K: 0 S: 5	H: 3 LOB: 3 BB: 1 P: 9	R: 1 E: 0 K: 0 S: 5	H: 2 LOB: 2 BB: 0 P: 6	R: 0 E: 0 K: 1 S: 7	H: 2 LOB: 2 BB: 0 P: 7	R: 0 E: 0 K: 0 S: 3	H: 1 LOB: 0 BB: 0 P: 3	R: 0 E: 0 K: 2 S: 8	H: 1 LOB: 1 BB: 0 P: 8	R: 1 E: 0 K: 0 S: 5	H: 2 LOB: 2 BB: 1 P: 9	R: 0 E: 0 K: 0 S: 4	H: 1 LOB: 2 BB: 0 P: 4	R: 0 E: 0 K: 1 S: 3	H: 0 LOB: 0 BB: 0 P: 3	R: 0 E: 0 K: 0 S: 3	H: 0 LOB: 0 BB: 0 P: 3	R: 0 E: 0 K: 1 S: 5	H: 0 LOB: 0 BB: 0 P: 5	R: 0 E: 0 K: 0 S: 3	H: 1 LOB: 1 BB: 0 P: 3	R: 1 E: 0 K: 0 S: 5	H: 2 LOB: 1 BB: 0 P: 5	1B: 15 2B: 6 3B: 0 HR: 1	SF: 0 SAC: 0 DP: 5 HBP: 1	WP: 0 PB: 0 SB: 0 CS: 2	PA: 61
PITCHER	IP	WLS	BF	H	R	ER	SO	BB	IBB	HBP	BLK	WP	HR	S	P	ERA	WHIP											
George Culver, R ERA: 3.23 (1, 1)	5.0		24	10	1	1	1	1	1	0	0	0	0	24	29	1.80	2.200											
Clay Carroll, R ERA: 2.69 (6, 1)	9.0		32	7	1	1	4	1	0	0	0	0	0	39	43	1.00	0.889											
Ted Abernathy, R ERA: 2.48 (15, 1)	1.0	L	5	2	1	1	0	0	0	0	0	0	1	5	5	9.00	2.000											

San Francisco Giants @ Cincinnati Reds
Crosley Field, Cincinnati, OH

Fri Sep 27 1968, 7:05 PM EDT
Att. 6,798 - Unknown



AB 58
R 3
H 19
RBI 3
BB 2
SO 5
LOB 32

livebaseballscores.com

Batter	1	2	3	4	5	6	7	8	9	10	11	12	13	14	15	AB	R	H	RBI	BB	SO	LOB					
Pete Rose, S OBP: 0.386, SLG: 0.461 (1, 9)	K		F7			SH3 HR 1B		F7		E4 WP		FC1-4			K	7	1	1	0	0	2	3					
Giraldo Ruiz, S OBP: 0.315, SLG: 0.286 (1, 4)			F6			SH3		5-3		F8		F4			F7	2	0	0	0	1	0	1					
Vada Pinson, L OBP: 0.306, SLG: 0.380 (10, PH)						1-2										1	0	0	0	0	0	2					
Woody Woodward, R OBP: 0.281, SLG: 0.252 (11, 4)																1	0	0	0	0	0	1					
Jim Beauchamp, R OBP: 0.311, SLG: 0.411 (15, PH)																1	0	0	0	0	0	0					
Lee May, R OBP: 0.340, SLG: 0.475 (1, 3)	F5		F8			HR		K		F7				5-3		7	1	2	2	0	1	4					
Tony Perez, R OBP: 0.338, SLG: 0.433 (1, 5)	F9				F9										F7	7	0	2	0	0	1	2					
Mack Jones, L OBP: 0.340, SLG: 0.424 (1, 8)		L6			F6			SH2-4 1B		SH2-4					2B	5	0	1	0	0	1	1					
Alex Johnson, R OBP: 0.343, SLG: 0.395 (1, 7)		F8			4-3										K	4	0	0	0	2	1	2					
Johnny Bench, R OBP: 0.310, SLG: 0.435 (1, 2)						F4				G6-4-3 IBB					K												
Leo Cardenas, R OBP: 0.292, SLG: 0.319 (1, 6)																											
George Culver, R OBP: 0.159, SLG: 0.136 (1, 1)																											
Hal McRae, R OBP: 0.255, SLG: 0.216 (5, PH)																											
Clay Carroll, R OBP: 0.233, SLG: 0.207 (6, 1)																											
Don Pavletich, R OBP: 0.352, SLG: 0.398 (14, PH)																											
Ted Abernathy, R OBP: 0.352, SLG: 0.398 (15, 1)																											
Inning Stats	R: 0 E: 0 K: 1 S: 5	H: 0 LOB: 1 BB: 1 P: 9	R: 0 E: 0 K: 1 S: 6	H: 1 LOB: 1 BB: 0 P: 6	R: 0 E: 0 K: 0 S: 3	H: 0 LOB: 1 BB: 1 P: 7	R: 0 E: 0 K: 1 S: 5	H: 0 LOB: 0 BB: 0 P: 5	R: 2 E: 1 K: 1 S: 8	H: 2 LOB: 1 BB: 0 P: 8	R: 0 E: 0 K: 0 S: 3	H: 0 LOB: 0 BB: 0 P: 3	R: 0 E: 0 K: 1 S: 5	H: 0 LOB: 0 BB: 0 P: 5	R: 0 E: 0 K: 1 S: 6	H: 1 LOB: 1 BB: 0 P: 6	R: 0 E: 0 K: 2 S: 8	H: 1 LOB: 1 BB: 0 P: 8	R: 0 E: 0 K: 0 S: 3	H: 0 LOB: 0 BB: 0 P: 3	R: 0 E: 0 K: 1 S: 6	H: 1 LOB: 1 BB: 0 P: 6	R: 0 E: 0 K: 1 S: 6	H: 1 LOB: 1 BB: 0 P: 6			
PITCHER	IP	WLS	BF	H	R	ER	SO	BB	IBB	HBP	BLK	WP	HR	S	P	ERA	WHIP										
Bobby Bolin, R ERA: 1.99 (1, 1)	7.0		27	3	2	2	4	2	0	0	0	1	1	33	41	2.57	0.714										
Frank Linzy, R ERA: 2.08 (8, 1)	4.0		16	3	0	0	1	0	2	0	0	2	0	16	24	0.00	0.750										
Mike McCormick, L ERA: 3.58 (12, 1)	4.0	W	15	3	0	0	4	0	0	0	0	0	0	23	23	0.00	0.750										

San Francisco Giants @ Cincinnati Reds
 Crosley Field, Cincinnati, OH
 Fri Sep 27 1968, 7:05 PM EDT
 Att. 6,798 - Unknown

livebaseballscorecards.com

AB	52
R	2
H	9
RBI	2
BB	4
SO	9
LOB	21



WP	3	PA	58
PB	0		
SB	1		
CS	0		

Batter	1	2	3	4	5	6	7	8	9	AB R H RBI BB SO LOB	TOP											
Bobby Bonds, R OBP: 0.337, SLG: 0.409 (1, 8) (7, 9)	0-3 K	0-3 K			0-0 F3		4-0 BB WP HBP BB	0-3 K	0-0 6-3	5 1 0 0 1 3 1												
Ron Hunt, R OBP: 0.371, SLG: 0.298 Jim Davenport, R OBP: 0.292, SLG: 0.246 (1, 4) (7, 5)	4-0 2B BB	0-0 F3			0-0 E6 BB HR		1-0 BB WP HBP BB	4-0 FC1-6 BB 1B BB		2 3 0 0 1 0 1 0 1 0 0 1 0 0												
Dave Marshall, L OBP: 0.340, SLG: 0.324 Willie Mays, R OBP: 0.372, SLG: 0.490 (1, 9) (7, PH) (7, 8)	0-0 WP E 2B				4-0 1-2 HR BB		4-0 1-2 WP 2B BB	4-0 FC1-6 BB		2 2 1 1 1 0 0 0 1 0 0 2 0 0												
Willie McCovey, L OBP: 0.379, SLG: 0.547 (1, 3)	4-0 PB E BB				0-0 F2 HR		0-3 K	0-0 FC1-6 1B 1B		4 2 1 3 1 1 5												
Jesus Alou, R OBP: 0.279, SLG: 0.318 Ty Cline, L OBP: 0.254, SLG: 0.276 Ollie Brown, R OBP: 0.270, SLG: 0.274 (1, 7) (5, 7) (7, PH) (7, 7)	0-0 E3 PB				0-0 F9		0-0 1B 2B	0-0 1B 1B		3 0 0 1 0 0 1 0 0 0 0 0 0 0 2 0 2 2 0 0 0												
Jack Hiatt, R OBP: 0.352, SLG: 0.353 (1, 2)	0-3 K				0-3 K		4-0 WP BB	0-0 1B IBB	0-0 1B	3 0 1 1 2 2 2												
Don Mason, L OBP: 0.235, SLG: 0.188 (1, 5) (7, 4)	0-3 K				0-0 F9		0-0 F8	0-0 F8	0-0 F8	5 0 0 0 0 1 7												
Hal Lanier, R OBP: 0.224, SLG: 0.240 (1, 6)		0-3 K			0-0 6-3		0-0 F8	0-0 1B	0-0 F7	5 0 1 0 0 1 1												
Gaylord Perry, R OBP: 0.131, SLG: 0.113 (1, 1)		0-0 1B			0-3 K		0-3 K	0-3 K	0-3 K	5 0 1 0 0 4 4												
Inning Stats	R: 2 E: 1 K: 3 S: 11	H: 1 LOB: 2 BB: 2 P: 19	R: 0 E: 0 K: 2 S: 8	H: 1 LOB: 1 BB: 0 P: 8	R: 0 E: 0 K: 0 S: 3	H: 0 LOB: 0 BB: 0 P: 3	R: 0 E: 0 K: 1 S: 5	H: 0 LOB: 0 BB: 1 P: 5	R: 3 E: 1 K: 1 S: 7	H: 1 LOB: 0 BB: 1 P: 11	R: 0 E: 0 K: 1 S: 5	H: 0 LOB: 1 BB: 1 P: 9	R: 3 E: 0 K: 2 S: 9	H: 2 LOB: 3 BB: 3 P: 22	R: 2 E: 0 K: 1 S: 7	H: 2 LOB: 2 BB: 2 P: 15	R: 0 E: 0 K: 1 S: 5	H: 0 LOB: 0 BB: 0 P: 5	1B: 4 2B: 2 3B: 0 HR: 1	SF: 0 SAC: 0 DP: 0 HBP: 1	WP: 5 PB: 1 SB: 0 CS: 0	PA: 46
PITCHER	IP WLS BF H R ER SO BB IBB HBP BLK WP HR S P ERA WHIP																					
Gary Nolan, R ERA: 2.4 (1, 1)	6.0 L 30 3 8 5 8 6 0 1 0 2 1 39 64 7.50 1.500																					
Dan McGinn, L ERA: 5.25 (7, 1)	1.2 10 2 2 2 3 2 1 0 0 1 0 13 25 10.80 2.400																					
Bill Kelso, R ERA: 3.98 (8, 1)	0.1 3 2 0 0 0 0 0 0 0 0 0 3 3 0.00 6.000																					
Ted Abernathy, R ERA: 2.46 (9, 1)	1.0 3 0 0 0 0 1 0 0 0 0 0 5 5 0.00 0.000																					

San Francisco Giants @ Cincinnati Reds
Crosley Field, Cincinnati, OH
Sat Sep 28 1968, 3:33 AM EDT
Att. 5,550 - Unknown

livebaseballscorecards.com

AB	36
R	10
H	7
RBI	8
BB	9
SO	12
LOB	22



BOTTOM

San Francisco Giants @ Cincinnati Reds

Crosley Field, Cincinnati, OH

Sat Sep 28 1968, 3:33 AM EDT

Att. 5,550 - Unknown

livebaseballscorecards.com

AB	42
R	4
H	16
RBI	3
BB	1
SO	8
LOB	25



WP	0	PA	43
PB	0		
SB	0		
CS	0		

AB R H RBI BB SO LOB

5	0	5	2	0	0	0
5	0	3	0	0	0	2
5	0	0	0	0	3	7
5	0	1	0	0	1	2
5	1	2	0	0	1	3
4	1	2	0	1	0	1
3	1	1	0	0	0	2
1	0	1	1	0	0	0
0	0	0	0	0	0	0
1	0	0	0	0	0	1
4	1	1	0	0	1	4
3	0	0	0	0	2	3
0	0	0	0	0	0	0
0	0	0	0	0	0	0
1	0	0	0	0	0	0
0	0	0	0	0	0	0

Batter	1	2	3	4	5	6	7	8	9
Pete Rose, S (1, 9) OBP: 0.391, SLG: 0.469	0-0 FC5-4 1B	0-0 E 1B		0-0 1B 1-H 2B		0-0 1B		0-0 2B	
Vada Pinson, L (1, 8) OBP: 0.309, SLG: 0.382	0-0 FC5-4 1B	0-0 E3 1B		0-0 1B		0-0 4-3		0-0 F9	
Lee May, R (1, 3) OBP: 0.337, SLG: 0.470	0-3 K	0-3 K		0-3 K			0-0 F8	0-0 F2	
Tony Perez, R (1, 5) OBP: 0.337, SLG: 0.431	0-0 FC5-4 1-2f 2-3		0-3 K2-3		0-0 FC6-4 1B		0-0 F4	0-0 F8	
Mack Jones, L (1, 7) OBP: 0.341, SLG: 0.427	0-0 F7		0-3 K		0-0 FC6-4 1B 1-2f		0-0 BB 1B	0-0 FC5 2B	
Johnny Bench, R (1, 2) OBP: 0.313, SLG: 0.436		0-0 1B 1B	0-0 5-3		0-0 G3-6 1B		4-0 1B BB	0-0 FC5 2-3	
Giraldo Ruiz, S (1, 4) OBP: 0.315, SLG: 0.287		0-0 1B 1B E 1B		0-0 F5	0-0 G3-6		0-0 1-3 2-H 1B	0-0 5-3	
Fred Whitfield, L (7, PH) OBP: 0.302, SLG: 0.409									
Woody Woodward, R (8, 4) OBP: 0.281, SLG: 0.252									
Alex Johnson, R (9, PH) OBP: 0.343, SLG: 0.394									
Leo Cardenas, R (1, 6) OBP: 0.292, SLG: 0.318		0-3 K		0-0 2B 1B		0-0 4-3		0-0 F8	
Gary Nolan, R (1, 1) OBP: 0.245, SLG: 0.217		0-3 K		0-3 K		0-0 F9		0-0 F9	
Dan McGinn, L (7, 1)									
Bill Kelso, R (8, 1)									
Jim Beauchamp, R (8, PH) OBP: 0.306, SLG: 0.404									
Ted Abernathy, R (9, 1)									

Inning Stats	R: 0 E: 0 K: 1 S: 7	H: 2 LOB: 2 BB: 0 P: 7	R: 2 E: 1 K: 3 S: 13	H: 4 LOB: 2 BB: 0 P: 13	R: 0 E: 0 K: 2 S: 7	H: 0 LOB: 0 BB: 0 P: 7	R: 1 E: 0 K: 2 S: 10	H: 3 LOB: 2 BB: 0 P: 10	R: 0 E: 0 K: 0 S: 4	H: 2 LOB: 1 BB: 0 P: 4	R: 0 E: 0 K: 0 S: 4	H: 1 LOB: 1 BB: 0 P: 4	R: 1 E: 0 K: 0 S: 5	H: 2 LOB: 2 BB: 1 P: 9	R: 0 E: 0 K: 0 S: 4	H: 1 LOB: 1 BB: 0 P: 4	R: 0 E: 0 K: 0 S: 4	H: 1 LOB: 1 BB: 0 P: 4
--------------	------------------------------	---------------------------------	-------------------------------	----------------------------------	------------------------------	---------------------------------	-------------------------------	----------------------------------	------------------------------	---------------------------------	------------------------------	---------------------------------	------------------------------	---------------------------------	------------------------------	---------------------------------	------------------------------	---------------------------------

PITCHER	IP	WLS	BF	H	R	ER	SO	BB	IBB	HBP	BLK	WP	HR	S	P	ERA	WHIP
Gaylord Perry, R (1, 1) ERA: 2.45	9.0	W	43	16	4	3	8	1	0	0	0	0	0	58	62	3.00	1.889

1B	13	SF	0
2B	3	SAC	0
3B	0	DP	1
HR	0	HBP	0

WP	0	PA	43
PB	0		
SB	0		
CS	0		

Batter	1	2	3	4	5	6	7	8	9	AB R H RBI BB SO LOB	TOP												
Bobby Bonds, R OBP: 0.336, SLG: 0.407 (1, 9) (6, 8)	0-0 F3		0-3 K			0-0 FC4-6 1B		0-0 5-3		4 0 1 0 0 1 0													
Ron Hunt, R OBP: 0.371, SLG: 0.297 Bob Schroder, L OBP: 0.283, SLG: 0.227 (1, 4) (7, 4)	0-0 1-3			1-0 BB HBP		0-0 FC4-6 BB 1-2f		4-0 BB		2 0 0 0 0 0 1 0 0 0 0 1 0 0													
Willie Mays, R OBP: 0.372, SLG: 0.488 Ken Henderson, S OBP: 0.600, SLG: 0.333 (1, 8) (6, 7)	0-0 F9		0-3 K			4-0 G4-6-3 BB 1-2		0-3 K		2 0 0 0 1 1 1 1 0 0 0 0 1 1													
Willie McCovey, L OBP: 0.378, SLG: 0.545 Ty Cline, L OBP: 0.253, SLG: 0.275 (1, 3) (6, 3)		0-0 F7		4-0 BB BB BB BB		0-0 G4-6-3 BB 1-2f		0-0 L3-1		2 0 0 0 1 0 2 1 0 0 0 0 0 0													
Dave Marshall, L OBP: 0.338, SLG: 0.322 (1, 7) (6, 9)		0-3 K		0-0 F7		0-0 FC5-4 1B		0-3 K		4 0 1 0 0 2 2													
Jack Hiatt, R OBP: 0.351, SLG: 0.348 (1, 2)		4-0 BB		0-0 F3		0-0 FC5-4 FC4-6 1-2f		0-3 K		3 0 0 0 1 1 3													
Don Mason, L OBP: 0.200, SLG: 0.158 (1, 5)		0-0 4-3			4-1		0-0 FC4-6 1-2f			3 0 0 0 0 0 2													
Hal Lanier, R OBP: 0.222, SLG: 0.239 (1, 6)			0-0 4-3		0-0 F5		0-3 K			3 0 0 0 0 1 1													
Ray Sadecki, L OBP: 0.154, SLG: 0.118 Jesus Alou, R OBP: 0.278, SLG: 0.317 Joe Gibbon, R (8, PH) (8, 1)			0-0 4-3		0-3 K		0-3 K			2 0 0 0 0 1 0 1 0 0 0 0 1 0 0 0 0 0 0 0 0													
Inning Stats	R: 0 E: 0 K: 0 S: 3	H: 0 LOB: 0 BB: 0 P: 3	R: 0 E: 0 K: 1 S: 5	H: 0 LOB: 1 BB: 1 P: 9	R: 0 E: 0 K: 1 S: 5	H: 0 LOB: 0 BB: 0 P: 5	R: 0 E: 0 K: 1 S: 5	H: 0 LOB: 2 BB: 1 P: 10	R: 0 E: 0 K: 1 S: 5	H: 0 LOB: 0 BB: 0 P: 5	R: 0 E: 0 K: 1 S: 3	H: 1 LOB: 1 BB: 1 P: 7	R: 0 E: 0 K: 1 S: 6	H: 1 LOB: 1 BB: 0 P: 6	R: 0 E: 0 K: 2 S: 7	H: 0 LOB: 1 BB: 1 P: 11	R: 0 E: 0 K: 2 S: 7	H: 0 LOB: 0 BB: 0 P: 7	1B: 2 2B: 0 3B: 0 HR: 0	SF: 0 SAC: 0 DP: 1 HBP: 1	WP: 0 PB: 0 SB: 0 CS: 0	PA: 33	
PITCHER Jim Maloney, R ERA: 3.61 (1, 1)	IP 9.0	WLS W	BF 33	H 2	R 0	ER 0	SO 9	BB 4	IBB 0	HBP 1	BLK 0	WP 0	HR 0	S 46	P 63	ERA 0.00	WHIP 0.667						PITCHER IP WLS BF H R ER SO BB IBB HBP BLK WP HR S P ERA WHIP

San Francisco Giants @ Cincinnati Reds
Crosley Field, Cincinnati, OH
Sun Sep 29 1968, 3:33 AM EDT
Att: 27,464 - Unknown

AB	28
R	0
H	2
RBI	0
BB	4
SO	9
LOB	13



Batter	1	2	3	4	5	6	7	8	9
Pete Rose, S OBP: 0.391, SLG: 0.470 (1, 9) X	0-0 1B FC6-4 2B		0-0 F9		0-0 4-3			4-0 SH1-3 1B BB	
Vada Pinson, L OBP: 0.311, SLG: 0.383 (1, 8) X	0-0 FC6-4 5-3 2-3 1B		0-0 F2		4-0 CS BB			0-0 SH1-3 1-2	
Lee May, R OBP: 0.337, SLG: 0.469 (1, 3) X	0-0 5-3 1-2		0-3 K		0-0 CS 1-2	0-3 K		0-0 1B 1B 2-H	
Tony Perez, R OBP: 0.338, SLG: 0.430 (1, 5) X	4-0 FC6-4 IBB			0-0 F8		0-0 F8		0-0 1-2 1B	
Johnny Bench, R OBP: 0.311, SLG: 0.433 (1, 2) X	0-0 FC6-4 1-2f 2-3 3-H			0-0 F3		0-0 F5		0-0 F9	
Alex Johnson, R OBP: 0.342, SLG: 0.395 (1, 7) X	0-0 6-3			0-0 1B 2B			0-0 L1-3	0-0 L3	
Giraldo Ruiz, S OBP: 0.316, SLG: 0.288 (1, 4) X		0-0 E3 P2-3		0-0 2-H 1B			0-0 F8		
Leo Cardenas, R OBP: 0.292, SLG: 0.319 (1, 6) X		0-3 K		0-0 F8			0-0 1B		
Jim Maloney, L OBP: 0.263, SLG: 0.378 (1, 1) X		0-0 P2-3 1-2f		0-3 K			0-3 K		

Inning Stats	R: 1 E: 0 K: 0 S: 5	H: 2 LOB: 2 BB: 1 P: 9	R: 0 E: 1 K: 1 S: 5	H: 0 LOB: 0 BB: 0 P: 5	R: 0 E: 0 K: 1 S: 5	H: 0 LOB: 0 BB: 0 P: 5	R: 1 E: 0 K: 0 S: 5	H: 2 LOB: 1 BB: 0 P: 5	R: 0 E: 0 K: 1 S: 4	H: 0 LOB: 0 BB: 1 P: 8	R: 0 E: 0 K: 1 S: 5	H: 0 LOB: 0 BB: 0 P: 5	R: 0 E: 0 K: 1 S: 6	H: 1 LOB: 1 BB: 0 P: 6	R: 1 E: 0 K: 0 S: 5	H: 2 LOB: 2 BB: 1 P: 9
--------------	------------------------------	---------------------------------	------------------------------	---------------------------------	------------------------------	---------------------------------	------------------------------	---------------------------------	------------------------------	---------------------------------	------------------------------	---------------------------------	------------------------------	---------------------------------	------------------------------	---------------------------------

PITCHER	IP	WLS	BF	H	R	ER	SO	BB	IBB	HBP	BLK	WP	HR	S	P	ERA	WHIP
Ray Sadecki, L ERA: 2.91 (1, 1)	7.0	L	27	5	2	2	5	1	1	0	0	0	0	35	43	2.57	0.857
Joe Gibbon, L ERA: 1.58 (8, 1)	1.0		6	2	1	1	0	1	0	0	0	0	0	5	9	9.00	3.000

BOTTOM

AB	R	H	RBI	BB	SO	LOB
3	2	1	0	1	0	0
2	0	1	0	1	0	0
4	0	1	1	0	2	2
3	0	1	0	1	0	0
4	0	0	1	0	0	4
4	1	1	0	0	0	4
3	0	1	1	0	0	0
3	0	1	0	0	1	2
3	0	0	0	0	2	2

San Francisco Giants @ Cincinnati Reds
Crosley Field, Cincinnati, OH

Sun Sep 29 1968, 3:33 AM EDT
Att. 27,464 - Unknown

livebaseballscorecards.com

AB	29
R	3
H	7
RBI	3
BB	3
SO	5
LOB	14



WP	PA
0	34
PB	0
SB	0
CS	1