

San Francisco Giants - 1969

Batter	1	2	3	4	5	6	7	8	9	AB	R	H	RBI	BB	SO	LOB	TOP																	
Willie Mays, R OBP: 0.200, SLG: 0.200 (1, 8)	F8		F5		F3		PO SH1-4 1B		K	5	0	1	0	0	1	0																		
Ron Hunt, R OBP: 0.750, SLG: 0.667 (1, 4)	E6		1B			FC5-4 HBP	SH1-4		1B	3	0	2	0	0	0	0																		
Bobby Bonds, R (1, 9)	F8		K			FC5-4 FC4 BB 1-2			F7	4	0	0	0	1	1	4																		
Willie McCovey, L (1, 3)	F7				K	FC4 BB	SF7			2	0	0	1	1	1	1																		
Jim Ray Hart, R (1, 7)		5-3		1-3		FC4 1-2 2-3	PO		K	4	0	0	0	0	1	2																		
Dick Dietz, R OBP: 0.750, SLG: 1.667 (1, 2)		HR		BB		F8			FC4 1B	3	1	2	1	1	0	2																		
Bobby Etheridge, R OBP: 0.500, SLG: 0.500 Jim Davenport, R (8, 5)		6-3		F9			E 2B		FC4 1B	4	1	1	0	0	0	2	AB 33 R 4 H 9 RBI 3 BB 3 SO 5 LOB 11																	
Hal Lanier, R OBP: 0.500, SLG: 0.500 (1, 6)		1-3			4-3		E3 1B		1B	4	1	2	0	0	0	0																		
Juan Marichal, R Bob Burda, L OBP: 1.000, SLG: 1.000 Frank Linzy, R (7, PH)				F4		F8	SH1-4 SF7 1B		K	2	0	0	0	0	0	0																		
										1	1	1	1	0	0	0																		
										1	0	0	0	0	1	0																		
Inning Stats	R: 0 E: 1 K: 0 S: 4	H: 0 LOB: 1 BB: 0 P: 4	R: 1 E: 0 K: 0 S: 4	H: 1 LOB: 0 BB: 0 P: 4	R: 0 E: 0 K: 1 S: 6	H: 1 LOB: 1 BB: 0 P: 6	R: 0 E: 0 K: 1 S: 5	H: 0 LOB: 1 BB: 1 P: 9	R: 0 E: 0 K: 0 S: 3	H: 0 LOB: 0 BB: 0 P: 3	R: 0 E: 0 K: 0 S: 3	H: 0 LOB: 2 BB: 1 P: 8	R: 3 E: 1 K: 0 S: 6	H: 4 LOB: 1 BB: 1 P: 10	R: 0 E: 0 K: 1 S: 6	H: 2 LOB: 1 BB: 0 P: 6	R: 0 E: 0 K: 2 S: 8	H: 1 LOB: 1 BB: 0 P: 8	1B: 7 2B: 1 3B: 0 HR: 1	SF: 1 SAC: 1 DP: 0 HBP: 1	WP: 0 PA: 40 PB: 0 SB: 1 CS: 0													
PITCHER	IP WLS BF H R ER SO BB IBB HBP BLK WP HR S P ERA WHIP																																	
Pat Jarvis, R ERA: 4.5 (1, 1)	6.0	26	4	3	3	2	2	0	1	0	0	0	1	27	36	4.50	1.000																	
Cecil Upshaw, R ERA: 4.5 (7, 1)	2.0	9	4	1	1	1	1	0	0	0	0	0	0	10	14	4.50	2.500																	
George Stone, L ERA: (9, 1)	1.0	W	4	1	0	0	2	0	0	0	0	0	0	8	8	0.00	1.000																	

San Francisco Giants @ Atlanta Braves
Atlanta Stadium, Atlanta, GA
Mon Apr 07 1969, 6:05 PM EST
Att: 36,316 - Unknown

AB 33
R 4
H 9
RBI 3
BB 3
SO 5
LOB 11



Batter	1	2	3	4	5	6	7	8	9	AB	R	H	RBI	BB	SO	LOB	BOTTOM																	
Felipe Alou, R (1, 8)	5-3	6-3		G6-4-3			F9			4	0	0	0	0	0	3																		
Felix Milan, R OBP: 0.250, SLG: 0.250 (1, 4)			6-3		F6			4-3		4	0	1	0	0	0	0																		
Hank Aaron, R OBP: 0.500, SLG: 0.667 (1, 9)	F6		1B	BB	4-3			4-3	2B	3	1	1	0	1	0	1																		
Orlando Cepeda, R OBP: 0.250, SLG: 0.250 (1, 3)	F8		1B	1B	4-3			4-3		4	1	1	0	0	0	2																		
Tito Francona, L OBP: 0.667, SLG: 0.667 George Stone, L (9, 1)		1B	BB	1B	F8			K		3	1	2	1	0	0	0																		
Clete Boyer, R OBP: 0.750, SLG: 0.667 (1, 5)		FC1-4	1B	BB	K				SH1-4 3B	3	1	2	1	1	1	0																		
Bob Tillman, R OBP: 0.333, SLG: 0.333 Bob Didier, S (8, 2)		FC5-4	1B	G5-4-3	K				SH1-4	3	0	1	0	0	1	2	AB 33 R 5 H 10 RBI 5 BB 2 SO 5 LOB 13																	
Sonny Jackson, L OBP: 0.250, SLG: 0.750 (1, 6)		FC1-6-4		F2			4-3		1B	4	1	1	2	0	0	2																		
Pat Jarvis, R (1, 1)					E5					2	0	0	0	0	1	2																		
Cecil Upshaw, R (7, 1)										0	0	0	0	0	0	0																		
Mike Lum, L OBP: 0.500, SLG: 0.500 Ralph Garr, L (8, PH)										2	0	1	1	0	1	0																		
										1	0	0	0	0	1	1																		
Inning Stats	R: 0 E: 0 K: 0 S: 4	H: 1 LOB: 1 BB: 0 P: 4	R: 1 E: 0 K: 1 S: 7	H: 2 LOB: 2 BB: 1 P: 11	R: 2 E: 0 K: 0 S: 5	H: 3 LOB: 1 BB: 1 P: 9	R: 0 E: 1 K: 0 S: 3	H: 0 LOB: 0 BB: 0 P: 3	R: 0 E: 0 K: 0 S: 3	H: 0 LOB: 0 BB: 0 P: 3	R: 0 E: 0 K: 2 S: 7	H: 0 LOB: 0 BB: 0 P: 7	R: 0 E: 0 K: 1 S: 5	H: 0 LOB: 0 BB: 0 P: 5	R: 0 E: 0 K: 1 S: 6	H: 1 LOB: 1 BB: 0 P: 6	R: 2 E: 0 K: 0 S: 4	H: 3 LOB: 1 BB: 0 P: 4	1B: 8 2B: 1 3B: 1 HR: 0	SF: 0 SAC: 1 DP: 2 HBP: 0	WP: 0 PA: 36 PB: 0 SB: 2 CS: 0													
PITCHER	IP WLS BF H R ER SO BB IBB HBP BLK WP HR S P ERA WHIP																																	
Juan Marichal, R ERA: 4.5 (1, 1)	6.0	25	6	3	3	3	2	0	0	0	0	0	0	29	37	4.50	1.333																	
Frank Linzy, R ERA: 7.71 (7, 1)	2.1	L	11	4	2	2	2	0	0	0	0	0	0	15	15	7.71	1.714																	

San Francisco Giants @ Atlanta Braves
Atlanta Stadium, Atlanta, GA
Mon Apr 07 1969, 6:05 PM EST
Att: 36,316 - Unknown

AB 33
R 5
H 10
RBI 5
BB 2
SO 5
LOB 13



Batter	1	2	3	4	5	6	7	8	9	AB	R	H	RBI	BB	SO	LOB	TOP			
Willie Mays, R OBP: 0.400, SLG: 0.333 (1, 8)										4	1	2	0	1	1	2	San Francisco Giants @ Atlanta Braves Atlanta Stadium, Atlanta, GA Tue Apr 08 1969, 6:05 PM EST Att: 10,173 - Unknown			
Ron Hunt, R OBP: 0.500, SLG: 0.571 (1, 4)										4	0	1	1	0	0	3				
Bobby Bonds, R (1, 9)										4	0	0	0	0	2	4				
Willie McCovey, L OBP: 0.375, SLG: 1.000 (1, 3)										4	1	2	1	0	0	2				
Jim Ray Hart, R (1, 7)										4	0	0	0	0	2	2				
Dick Dietz, R OBP: 0.375, SLG: 0.714 (1, 2)										4	0	0	0	0	2	1				
Bobby Etheridge, R OBP: 0.375, SLG: 0.429 (1, 5)										3	0	1	0	0	0	1				
Hal Lanier, R OBP: 0.375, SLG: 0.375 (1, 6)										4	0	1	0	0	0	2				
Gaylord Perry, R OBP: 0.500, SLG: 0.500 (1, 1)										2	0	1	0	0	0	1				
Ron Herbel, R (6, 1)										0	0	0	0	0	0	0				
Don Mason, L (7, PH)										1	0	0	0	0	0	1				
Rich Robertson, R (7, 1)										0	0	0	0	0	0	0				
Bob Burda, L OBP: 0.500, SLG: 0.500 (9, PH)										1	0	0	0	0	0	0				
Inning Stats	R: 1 E: 0 K: 1 S: 7	H: 2 LOB: 1 BB: 0 P: 7	R: 0 E: 0 K: 0 S: 5	H: 2 LOB: 0 BB: 0 P: 5	R: 1 E: 0 K: 2 S: 8	H: 1 LOB: 0 BB: 0 P: 8	R: 0 E: 0 K: 1 S: 5	H: 0 LOB: 1 BB: 0 P: 6	R: 0 E: 0 K: 0 S: 3	H: 0 LOB: 1 BB: 1 P: 7	R: 0 E: 0 K: 1 S: 5	H: 2 LOB: 2 BB: 0 P: 5	R: 0 E: 0 K: 1 S: 6	H: 1 LOB: 0 BB: 0 P: 6	R: 0 E: 0 K: 1 S: 5	H: 0 LOB: 0 BB: 0 P: 5	1B: 5 2B: 2 3B: 0 HR: 1	SF: 0 SAC: 0 DP: 0 HBP: 1	WP: 1 PB: 2 SB: 1 CS: 0	PA: 37
PITCHER Phil Niekro, R ERA: 2.0 (1, 1)	IP: 9.0 WLS: W BF: 37 H: 8 R: 2 ER: 2 SO: 7	BB: 1 IBB: 0 HBP: 1 BLK: 0	WP: 1 HR: 1 S: 49 P: 54	ERA: 2.00 WHIP: 1.000	PITCHER											IP: 9.0 WLS: W BF: 37 H: 8 R: 2 ER: 2 SO: 7	BB: 1 IBB: 0 HBP: 1 BLK: 0	WP: 1 HR: 1 S: 49 P: 54	ERA: 2.00 WHIP: 1.000	

AB 35
R 2
H 8
RBI 2
BB 1
SO 7
LOB 19



Batter	1	2	3	4	5	6	7	8	9	AB	R	H	RBI	BB	SO	LOB	BOTTOM			
Felipe Alou, R OBP: 0.333, SLG: 0.500 (1, 8)										4	2	2	0	1	0	1	San Francisco Giants @ Atlanta Braves Atlanta Stadium, Atlanta, GA Tue Apr 08 1969, 6:05 PM EST Att: 10,173 - Unknown			
Felix Milten, R OBP: 0.556, SLG: 0.875 (1, 4)										4	3	3	4	0	0	1				
Hank Aaron, R OBP: 0.556, SLG: 0.875 (1, 9)										5	2	3	2	0	1	2				
Mike Lum, L OBP: 0.500, SLG: 0.500 (9, 9)										0	0	0	0	0	0	0				
Orlando Cepeda, R OBP: 0.333, SLG: 0.250 (1, 3)										4	1	1	2	1	1	3				
Tommie Aaron, R (9, 3)										0	0	0	0	0	0	0				
Clete Boyer, R OBP: 0.667, SLG: 0.571 (1, 5)											4	0	2	1	1	0		0		
Sonny Jackson, L OBP: 0.333, SLG: 0.556 (1, 6)											5	0	2	0	0	0		2		
Bob Didier, S OBP: 0.250, SLG: 0.250 (1, 2)											4	1	1	0	0	0		4		
Ralph Garr, L OBP: 0.167, SLG: 0.167 (1, 7)											5	1	1	0	0	0		6		
Phil Niekro, R OBP: 0.250, SLG: 0.250 (1, 1)										4	0	1	0	0	0	4				
Inning Stats	R: 3 E: 0 K: 0 S: 7	H: 4 LOB: 2 BB: 0 P: 8	R: 0 E: 0 K: 1 S: 7	H: 2 LOB: 0 BB: 0 P: 7	R: 0 E: 0 K: 0 S: 3	H: 0 LOB: 0 BB: 0 P: 3	R: 0 E: 0 K: 0 S: 4	H: 1 LOB: 1 BB: 0 P: 4	R: 0 E: 0 K: 0 S: 5	H: 0 LOB: 0 BB: 0 P: 5	R: 4 E: 0 K: 0 S: 7	H: 4 LOB: 1 BB: 1 P: 11	R: 0 E: 0 K: 0 S: 4	H: 1 LOB: 2 BB: 1 P: 8	R: 3 E: 1 K: 0 S: 7	H: 4 LOB: 2 BB: 1 P: 11	1B: 11 2B: 4 3B: 0 HR: 1	SF: 0 SAC: 1 DP: 0 HBP: 1	WP: 1 PB: 0 SB: 4 CS: 0	PA: 44
PITCHER Gaylord Perry, R ERA: 11.12 (1, 1)	IP: 5.2 WLS: L BF: 30 H: 11 R: 7 ER: 7 SO: 2	BB: 0 IBB: 1 HBP: 1 BLK: 0	WP: 1 HR: 1 S: 32 P: 37	ERA: 11.12 WHIP: 1.941	PITCHER											IP: 5.2 WLS: L BF: 30 H: 11 R: 7 ER: 7 SO: 2	BB: 0 IBB: 1 HBP: 1 BLK: 0	WP: 1 HR: 1 S: 32 P: 37	ERA: 11.12 WHIP: 1.941	
Ron Herbel, R ERA (6, 1)	0.1	1	0	0	0	0	0	0	0	0	0	1	1	0.00	0.000					
Rich Robertson, R ERA: 13.5 (7, 1)	2.0	13	5	3	3	0	2	0	0	0	0	11	19	13.50	3.500					



Batter	1	2	3	4	5	6	7	8	9	AB	R	H	RBI	BB	SO	LOB	TOP					
Willie Mays, R OBP: 0.417, SLG: 0.524 (1, 8)										4	0	1	0	1	0	0	San Francisco Giants @ San Diego Padres San Diego Stadium, San Diego, CA Sat Apr 12 1969, 6:33 AM EST Att: 20,356 - Unknown livebaseballscorecards.com					
Ron Hunt, R OBP: 0.318, SLG: 0.263 (1, 4)										4	0	1	0	1	0	1						
Bobby Bonds, R OBP: 0.304, SLG: 0.318 (1, 9)										5	2	2	0	0	2	4						
Willie McCovey, L OBP: 0.429, SLG: 0.944 (1, 3)										4	1	3	3	0	0	2						
Dick Dietz, R OBP: 0.286, SLG: 0.400 (1, 2)										4	0	0	0	0	1	5						
Jim Ray Hart, R OBP: 0.200, SLG: 0.158 (1, 7)										4	0	1	0	0	0	0						
Jim Davenport, R OBP: 0.222, SLG: 0.556 (1, 5)										4	1	1	1	0	0	2						
Hal Lanier, R OBP: 0.263, SLG: 0.222 (1, 6)										4	0	1	0	0	0	0						
Juan Marichal, R OBP: 0.167, SLG: 0.500 (1, 1)										4	1	1	0	0	0	1						
Inning Stats	R: 0 E: 0 K: 1 S: 7	H: 2 LOB: 2 BB: 0 P: 7	R: 0 E: 0 K: 0 S: 4	H: 1 LOB: 1 BB: 0 P: 4	R: 0 E: 0 K: 0 S: 4	H: 1 LOB: 2 BB: 1 P: 8	R: 0 E: 0 K: 0 S: 3	H: 0 LOB: 0 BB: 0 P: 3	R: 0 E: 0 K: 0 S: 3	H: 0 LOB: 0 BB: 0 P: 3	R: 1 E: 0 K: 0 S: 5	H: 3 LOB: 1 BB: 0 P: 5	R: 1 E: 0 K: 0 S: 3	H: 1 LOB: 0 BB: 1 P: 7	R: 3 E: 0 K: 1 S: 8	H: 3 LOB: 0 BB: 0 P: 8	R: 0 E: 1 K: 1 S: 6	H: 0 LOB: 1 BB: 0 P: 6	1B: 6 2B: 2 3B: 1 HR: 2	SF: 0 SAC: 0 DP: 1 HBP: 0	WP: 1 PB: 1 SB: 0 CS: 0	PA: 40
PITCHER	IP WLS BF H R ER SO BB IBB HBP BLK WP HR S P ERA WHIP																					
Al McBean, R ERA: 5.14 (1, 1)	7.0 L 31 10 4 4 1 2 2 0 0 0 1 1 31 39 5.14 1.714																					
Jack Baldschun, R ERA: 9.0 (8, 1)	1.0 4 1 1 1 1 0 0 0 0 0 1 6 6 9.00 1.000																					
Frank Reberger, R ERA: (9, 1)	1.0 4 0 0 0 0 1 0 0 0 0 0 0 6 6 0.00 0.000																					

Batter	1	2	3	4	5	6	7	8	9	AB	R	H	RBI	BB	SO	LOB	BOTTOM			
Rafael Robles, R OBP: 0.105, SLG: 0.056 (8, PH)										3	0	0	0	0	1	1	San Francisco Giants @ San Diego Padres San Diego Stadium, San Diego, CA Sat Apr 12 1969, 6:33 AM EST Att: 20,356 - Unknown livebaseballscorecards.com			
Al Ferrara, R (8, PR)										0	0	0	0	1	0	0				
Jose Arcia, R (9, 6)										0	0	0	0	0	0	0				
Roberto Pena, R OBP: 0.200, SLG: 0.059 (1, 4)										4	0	0	0	0	0	2				
Tony Gonzalez, L OBP: 0.450, SLG: 0.474 (1, 7)										4	1	2	0	0	0	0				
Ollie Brown, R OBP: 0.150, SLG: 0.316 Frank Reberger, L (9, 1)										4	0	0	0	0	1	4				
Bill Davis, L OBP: 0.333, SLG: 0.200 Nate Colbert, R (7, PR)										3	0	1	0	0	0	0				
Cito Gaston, R OBP: 0.375, SLG: 0.286 (1, 8)										4	0	2	1	0	1	0				
Ed Spiezio, R OBP: 0.176, SLG: 0.313 (1, 5)										4	0	0	0	0	1	3				
Chris Cannizzaro, R OBP: 0.250, SLG: 0.267 (1, 2)										3	0	1	0	0	0	0				
Al McBean, R OBP: 0.500, SLG: 0.500 Jack Baldschun, R (8, 1)										2	0	1	0	0	1	0				
Larry Stahl, L OBP: 0.200, SLG: 0.111 (9, 9)										1	0	0	0	0	0	1				
Inning Stats	R: 0 E: 0 K: 0 S: 3	H: 0 LOB: 0 BB: 0 P: 3	R: 0 E: 0 K: 0 S: 4	H: 1 LOB: 1 BB: 0 P: 4	R: 0 E: 0 K: 0 S: 3	H: 1 LOB: 0 BB: 0 P: 3	R: 0 E: 0 K: 1 S: 5	H: 0 LOB: 0 BB: 0 P: 5	R: 0 E: 0 K: 2 S: 7	H: 0 LOB: 0 BB: 0 P: 7	R: 1 E: 0 K: 0 S: 6	H: 3 LOB: 2 BB: 0 P: 6	R: 0 E: 0 K: 0 S: 5	H: 2 LOB: 3 BB: 1 P: 9	R: 0 E: 0 K: 1 S: 5	H: 0 LOB: 0 BB: 0 P: 5	1B: 6 2B: 1 3B: 0 HR: 0	SF: 0 SAC: 0 DP: 1 HBP: 0	WP: 0 PB: 0 SB: 0 CS: 0	PA: 34
PITCHER	IP WLS BF H R ER SO BB IBB HBP BLK WP HR S P ERA WHIP																			
Juan Marichal, R ERA: 2.4 (1, 1)	9.0 W 34 7 1 1 5 1 0 0 0 0 0 0 43 47 1.00 0.889																			

Batter	1	2	3	4	5	6	7	8	9	AB	R	H	RBI	BB	SO	LOB	TOP					
Jerry Davanon, R OBP: 0.053, SLG: 0.053 (1, 4)	F4	K		K		6-3			4-3	5	0	0	0	0	2	3						
Roberto Pena, R OBP: 0.214, SLG: 0.108 Jose Arcia, R OBP: 0.250, SLG: 0.250 (1, 5) (9, 5)	1B PB PB	E6		F9			K		4-1	5	1	1	0	0	1	3						
Tony Gonzalez, L OBP: 0.390, SLG: 0.410 (1, 7)	1-3	K			4-3		1-4-3 1B			4	0	1	0	0	1	4						
Ollie Brown, R OBP: 0.195, SLG: 0.325 (1, 9)	2B PB			F7		SF8 3B		L4-3		4	2	2	0	0	0	1						
Cito Gaston, R OBP: 0.286, SLG: 0.320 (1, 8)	2B			F8		SF8		1-3		3	0	1	2	0	0	0						
Nate Colbert, R OBP: 0.308, SLG: 0.250 (1, 3)	K			FC6-4 1B		E S 1B		K		4	0	2	0	0	2	1						
Chris Cannizzaro, R OBP: 0.281, SLG: 0.241 (1, 2)		FC2-5 BB		FC6-4 1-2		K		1B		3	0	1	0	1	1	2						
Tommy Dean, R OBP: 0.500, SLG: 0.333 (1, 6)		E FC2-5 BB		SH5-4 1B		K		F8		3	0	1	0	1	1	1						
Al Santorini, R Jack Baldschun, R Billy McCool, R Frank Reberger, L (1, 1) (8, 1) (8, 1) (9, 1)		FC2-5 E		SH5-4		K		6-3		2	0	0	0	0	1	2						
Inning Stats	R: 2 E: 0 K: 1 S: 8	H: 3 LOB: 1 BB: 0 P: 8	R: 0 E: 1 K: 2 S: 8	H: 0 LOB: 3 BB: 2 P: 16	R: 0 E: 0 K: 0 S: 4	H: 1 LOB: 1 BB: 0 P: 4	R: 0 E: 0 K: 1 S: 6	H: 1 LOB: 1 BB: 0 P: 6	R: 1 E: 0 K: 1 S: 7	H: 2 LOB: 1 BB: 0 P: 7	R: 0 E: 0 K: 2 S: 7	H: 0 LOB: 0 BB: 0 P: 7	R: 0 E: 0 K: 1 S: 5	H: 1 LOB: 0 BB: 0 P: 5	R: 0 E: 0 K: 1 S: 6	H: 1 LOB: 1 BB: 0 P: 6	R: 0 E: 0 K: 0 S: 3	H: 0 LOB: 0 BB: 0 P: 3	1B: 7 2B: 2 3B: 1 HR: 0	SF: 1 SAC: 1 DP: 1 HBP: 0	WP: 0 PB: 2 SB: 1 CS: 0	PA: 38
PITCHER	IP WLS BF L	H R ER SO	BB IBB HBP BLK	WP HR S P	ERA WHIP	PITCHER	IP WLS BF	H R ER SO	BB IBB HBP BLK	WP HR S P	ERA WHIP											
Ray Sadecki, L ERA: 1.13 Ron Herbel, R ERA:	(1, 1) (8, 1)	7.0 L	31 8 3 2 8	2 0 0 0 0	0 0 0 0 0	0 0 0 0 0	0 0 9 9	2.57 1.429	0.00 0.500													

San Diego Padres @ San Francisco Giants
Candlestick Park, San Francisco, CA

Fri Apr 18 1969, 9:05 PM EST
Att: 7,262 - Unknown

AB	34
R	3
H	9
RBI	2
BB	2
SO	9
LOB	17

Batter	1	2	3	4	5	6	7	8	9	AB	R	H	RBI	BB	SO	LOB	BOTTOM			
Willie Mays, R OBP: 0.405, SLG: 0.541 (1, 8)	F8		BB			1B		4-3	K	4	0	1	0	1	1	3				
Ron Hunt, R OBP: 0.293, SLG: 0.200 (1, 4)	G6-4-3 1B		F9			K		F3		4	0	1	0	0	1	2				
Bobby Bonds, R OBP: 0.357, SLG: 0.395 (1, 9)	G6-4-3 1-2		F9			F9		1B		4	0	1	0	0	0	2				
Willie McCovey, L OBP: 0.450, SLG: 0.839 (1, 3)		4-3		F9		G3		F8		4	0	0	0	0	0	2				
Dick Dietz, R OBP: 0.310, SLG: 0.407 (1, 2)		FC4-6 BB		K		4-3		BB 2B		3	0	1	0	1	1	0				
Jim Ray Hart, R OBP: 0.258, SLG: 0.179 (1, 7)		K		G1-6-3 1B		WP 4-3 1B BB		5-3		3	1	1	0	1	1	2				
Jim Davenport, R OBP: 0.250, SLG: 0.440 Cesar Gutierrez, R (9, PR)		FC4-6 1-2		G1-6-3 1-2		4-3 WP 1B		BB BB		3	0	1	0	1	0	2				
Hal Lanier, R OBP: 0.306, SLG: 0.265 Jack Hiatt, R OBP: 0.455, SLG: 0.250 Dave Marshall, L OBP: 0.385, SLG: 0.333 (1, 6) (9, PH) (9, PH)				6-3		4-3		F7		3	0	1	1	0	0	1				
Ray Sadecki, L Bob Burda, L Ron Herbel, R Don Mason, L (1, 1) (7, PH) (8, 1) (9, PH)				3-1		4-3		1-2 2-3 BB		2	0	0	0	0	0	1				
Inning Stats	R: 0 E: 0 K: 0 S: 3	H: 1 LOB: 0 BB: 0 P: 3	R: 0 E: 0 K: 1 S: 5	H: 0 LOB: 1 BB: 1 P: 9	R: 0 E: 0 K: 0 S: 3	H: 0 LOB: 1 BB: 1 P: 7	R: 0 E: 0 K: 1 S: 5	H: 0 LOB: 0 BB: 0 P: 5	R: 0 E: 0 K: 1 S: 6	H: 1 LOB: 1 BB: 0 P: 6	R: 1 E: 0 K: 0 S: 4	H: 1 LOB: 1 BB: 1 P: 8	R: 0 E: 0 K: 0 S: 4	H: 1 LOB: 1 BB: 0 P: 4	R: 0 E: 0 K: 1 S: 6	H: 1 LOB: 3 BB: 2 P: 14	1B: 6 2B: 1 3B: 0 HR: 0	SF: 0 SAC: 0 DP: 2 HBP: 0	WP: 1 PB: 0 SB: 0 CS: 0	PA: 37
PITCHER	IP WLS BF	H R ER SO	BB IBB HBP BLK	WP HR S P	ERA WHIP	PITCHER	IP WLS BF	H R ER SO	BB IBB HBP BLK	WP HR S P	ERA WHIP									
Al Santorini, R ERA: 2.7 Jack Baldschun, R ERA: 6.23 Billy McCool, L ERA: 2.45 Frank Reberger, R ERA: 8.44	(1, 1) (8, 1) (8, 1) (9, 1)	0.2 0.2 0.2	3 4 3	1 1 0	0 0 0	0 1 0	0 0 0	0 0 4	3 7 8	0.00 0.00 0.00	1.500 3.000 1.500									

San Diego Padres @ San Francisco Giants
Candlestick Park, San Francisco, CA

Fri Apr 18 1969, 9:05 PM EST
Att: 7,262 - Unknown

AB	32
R	1
H	7
RBI	1
BB	5
SO	4
LOB	18

Batter	1	2	3	4	5	6	7	8	9	AB	R	H	RBI	BB	SO	LOB	TOP			
Jerry Davanon, R OBP: 0.043, SLG: 0.043 (1, 4)	0-0 1-3		0-0 F8		0-0 4-3		0-0 5-3			4	0	0	0	0	0	0				
Roberto Pena, R OBP: 0.196, SLG: 0.098 (1, 5) (7, 6)	0-3 K		0-0 1-3		0-3 K			0-0 1-3		4	0	0	0	0	2	0				
Tony Gonzalez, L OBP: 0.378, SLG: 0.381 (1, 7) BB	4-0 1B BB		0-0 1-3			0-0 6-3		0-0 5-3		3	1	0	0	1	0	0				
Ollie Brown, R OBP: 0.244, SLG: 0.465 (1, 9) BB	4-0 1B BB			0-0 E5 4-3 1B 4-3		0-0 HR		0-0 3B		3	2	2	1	1	0	0				
Bill Davis, L OBP: 0.286, SLG: 0.269 (1, 3)	0-0 1-2 2-H 1B			0-0 4-3 4-3 1B		0-0 5-3		0-0 3-1		4	0	2	1	0	0	1				
Cito Gaston, R OBP: 0.281, SLG: 0.345 (1, 8)	0-3 K			0-0 4-3 1-2 2-3		0-0 2B		0-0 F9		4	0	1	0	0	1	4				
Chris Cannizzaro, R OBP: 0.257, SLG: 0.219 Ivan Murrell, R (9, PH)		0-0 1-3		0-0 4-3		0-0 6-3		0-3 K		3	0	0	1	0	0	2				
Tommy Dean, R OBP: 0.333, SLG: 0.200 Ed Speitzo, R OBP: 0.200, SLG: 0.192 (7, PH) (7, 5)		0-3 K		0-3 K			0-0 6-3		4-0 BB	2	0	0	0	0	2	1				
Dick Selma, R OBP: 0.400, SLG: 0.400 Al Ferrara, R OBP: 0.200, SLG: 0.200 Billy McCool, R OBP: 0.200, SLG: 0.200 Jack Baldschun, R OBP: 0.200, SLG: 0.200 Dick Kelley, R OBP: 0.200, SLG: 0.200 Nate Colbart, R OBP: 0.200, SLG: 0.200 (1, 1) (7, PH) (7, 1) (7, 1) (8, 1) (8, PH)		0-0 6-3			0-3 K			0-3 K		2	0	0	0	0	1	0				
Inning Stats	R: 1 E: 0 K: 2 S: 8	H: 1 LOB: 2 BB: 2 P: 16	R: 0 E: 0 K: 1 S: 5	H: 0 LOB: 0 BB: 0 P: 5	R: 0 E: 0 K: 0 S: 3	H: 0 LOB: 0 BB: 0 P: 3	R: 1 E: 1 K: 1 S: 7	H: 1 LOB: 1 BB: 0 P: 7	R: 0 E: 0 K: 0 S: 5	H: 2 LOB: 1 BB: 0 P: 5	R: 0 E: 0 K: 1 S: 5	H: 0 LOB: 0 BB: 0 P: 5	R: 0 E: 0 K: 0 S: 4	H: 1 LOB: 1 BB: 1 P: 4	R: 0 E: 0 K: 2 S: 7	H: 0 LOB: 1 BB: 1 P: 11	1B: 2 2B: 1 3B: 1 HR: 1	SF: 0 SAC: 0 DP: 0 HBP: 0	WP: 0 PA: 36 PB: 0 SB: 0 CS: 0	
PITCHER Gaylord Perry, R ERA: 3.86 (1, 1)	IP 9.0	WLS W	BF 36	H 5	R 3	ER 2	SO 9	BB 3	IBB 0	HBP 0	BLK 0	WP 0	HR 1	S 51	P 63	ERA 2.00	WHIP 0.889			

San Diego Padres @ San Francisco Giants
Candlestick Park, San Francisco, CA
Sat Apr 19 1969, 6:33 AM EST
Att: 8,066 - Unknown

AB 33
R 3
H 5
RBI 3
BB 3
SO 9
LOB 9



Batter	1	2	3	4	5	6	7	8	9	AB	R	H	RBI	BB	SO	LOB	BOTTOM			
Cesar Gutierrez, R OBP: 0.750, SLG: 1.000 (1, 5)	0-0 1B 2B	0-0 FC6-4 1-2			4-0 1-3 BB		4-0 1-3 BB			2	1	1	0	2	0	1				
Ron Hunt, R OBP: 0.267, SLG: 0.179 (1, 4)	0-0 F3		0-0 5-3		0-0 4-3		0-0 1-3			4	0	0	0	0	0	4				
Bobby Bonds, R OBP: 0.370, SLG: 0.405 (1, 8)	0-0 2-H HR 1B		0-3 K		0-0 HR 1B		0-3 K			4	2	2	1	0	2	2				
Willie McCovey, L OBP: 0.477, SLG: 1.000 (1, 3)	0-0 1-H HR		4-0 BB		0-0 HR 1B		0-0 G3			3	2	2	4	1	0	0				
Dick Dietz, R OBP: 0.273, SLG: 0.355 (1, 2)	0-0 6-3		0-3 K		0-3 K		0-3 K		0-3 K	4	0	0	0	0	3	1				
Jim Ray Hart, R OBP: 0.228, SLG: 0.156 Frank Johnson, R (9, 7)	0-0 5-3			0-0 F9		0-0 F8		0-0 F6		4	0	0	0	0	0	0				
Dave Marshall, L OBP: 0.313, SLG: 0.267 (1, 9)		0-0 F5		0-0 4-3		0-0 1-3				3	0	0	0	0	0	0				
Hal Lanier, R OBP: 0.308, SLG: 0.250 (1, 6)		0-0 F8		0-0 G3		4-0 1-3 BB BB				2	0	0	0	1	0	0				
Gaylord Perry, R OBP: 0.222, SLG: 0.222 (1, 1)		0-0 FC6-4 1B			0-0 1-3		0-3 K			3	0	1	0	0	1	1				
Inning Stats	R: 3 E: 0 K: 0 S: 6	H: 3 LOB: 0 BB: 0 P: 6	R: 0 E: 0 K: 0 S: 4	H: 1 LOB: 0 BB: 0 P: 4	R: 0 E: 0 K: 2 S: 7	H: 0 LOB: 1 BB: 1 P: 11	R: 0 E: 0 K: 0 S: 3	H: 0 LOB: 0 BB: 0 P: 3	R: 0 E: 0 K: 0 S: 2	H: 0 LOB: 0 BB: 1 P: 6	R: 2 E: 0 K: 1 S: 7	H: 2 LOB: 0 BB: 0 P: 7	R: 0 E: 0 K: 2 S: 7	H: 0 LOB: 2 BB: 2 P: 15	R: 0 E: 0 K: 1 S: 5	H: 0 LOB: 0 BB: 0 P: 5	1B: 3 2B: 1 3B: 0 HR: 2	SF: 0 SAC: 0 DP: 0 HBP: 0	WP: 0 PA: 33 PB: 0 SB: 1 CS: 0	
PITCHER Dick Selma, R ERA: 4.42 Billy McCool, L ERA: 2.25 Jack Baldschun, R ERA: 5.4 Dick Kelley, L ERA: 3.14 (1, 1) (7, 1) (7, 1) (8, 1)	IP 6.0	WLS L	BF 25	H 6	R 5	ER 5	SO 3	BB 2	IBB 0	HBP 0	BLK 0	WP 0	HR 2	S 29	P 37	ERA 7.50	WHIP 1.333			

San Diego Padres @ San Francisco Giants
Candlestick Park, San Francisco, CA
Sat Apr 19 1969, 6:33 AM EST
Att: 8,066 - Unknown

AB 29
R 5
H 6
RBI 5
BB 4
SO 6
LOB 9



Batter	1	2	3	4	5	6	7	8	9	AB	R	H	RBI	BB	SO	LOB	TOP				
Jerry Davanon, R OBP: 0.038, SLG: 0.038 Ed Splezio, R OBP: 0.226, SLG: 0.222	F8		K			K		FC5 1B 1-2		3	0	0	0	0	2	0	San Diego Padres @ San Francisco Giants Candlestick Park, San Francisco, CA Sun Apr 20 1969, 6:33 AM EST Att: 12,871 - Unknown livebaseballscorecards.com				
Roberto Pena, R OBP: 0.180, SLG: 0.089	K		4-3			K		F9		4	0	0	0	0	2	2					
Tony Gonzalez, L OBP: 0.367, SLG: 0.370	F8							1-3		4	0	1	1	0	0	0					
Ollie Brown, R OBP: 0.245, SLG: 0.447		PB 1B						F5	FC5 2-3f	4	1	1	0	0	0	2					
Bill Davis, L OBP: 0.313, SLG: 0.276		1B 1-2 BB								3	0	1	0	1	1	0					
Cito Gaston, R OBP: 0.276, SLG: 0.313										3	0	0	0	1	1	2					
Chris Cannizzaro, R OBP: 0.262, SLG: 0.250										4	0	2	1	0	0	2					
Tommy Dean, R OBP: 0.250, SLG: 0.143 Al Ferrara, R OBP: 0.556, SLG: 0.200 Jose Arcia, R OBP: 0.250, SLG: 0.250	G6-4-3 1B									2	0	0	0	0	0	2					
Nate Colbert, R OBP: 0.267, SLG: 0.214 Tommie Sisk, R Ivan Murrell, R Frank Reberger, L	G6-4-3 1-2f									1	0	0	0	0	0	1					
			K							2	0	0	0	0	1	0					
										1	0	0	0	0	1	1					
										0	0	0	0	0	0	0					
Inning Stats	R: 0 E: 0 K: 1 S: 5	H: 0 LOB: 0 BB: 0 P: 5	R: 1 E: 0 K: 1 S: 6	H: 2 LOB: 1 BB: 1 P: 10	R: 0 E: 0 K: 2 S: 7	H: 0 LOB: 0 BB: 0 P: 7	R: 0 E: 0 K: 0 S: 3	H: 0 LOB: 0 BB: 0 P: 3	R: 0 E: 0 K: 2 S: 7	H: 0 LOB: 0 BB: 0 P: 7	R: 0 E: 0 K: 0 S: 4	H: 1 LOB: 2 BB: 1 P: 8	R: 1 E: 0 K: 1 S: 8	H: 3 LOB: 2 BB: 0 P: 8	R: 0 E: 0 K: 1 S: 6	H: 1 LOB: 1 BB: 0 P: 6	1B: 7 2B: 0 3B: 0 HR: 0	SF: 0 SAC: 0 DP: 1 HBP: 0	WP: 0 PB: 1 SB: 0 CS: 0	PA: 35	
PITCHER	IP WLS BF H R ER SO BB IBB HBP BLK WP HR S P ERA WHIP	IP WLS BF H R ER SO BB IBB HBP BLK WP HR S P ERA WHIP	IP WLS BF H R ER SO BB IBB HBP BLK WP HR S P ERA WHIP	IP WLS BF H R ER SO BB IBB HBP BLK WP HR S P ERA WHIP	IP WLS BF H R ER SO BB IBB HBP BLK WP HR S P ERA WHIP	IP WLS BF H R ER SO BB IBB HBP BLK WP HR S P ERA WHIP	IP WLS BF H R ER SO BB IBB HBP BLK WP HR S P ERA WHIP	IP WLS BF H R ER SO BB IBB HBP BLK WP HR S P ERA WHIP	IP WLS BF H R ER SO BB IBB HBP BLK WP HR S P ERA WHIP	IP WLS BF H R ER SO BB IBB HBP BLK WP HR S P ERA WHIP	IP WLS BF H R ER SO BB IBB HBP BLK WP HR S P ERA WHIP	IP WLS BF H R ER SO BB IBB HBP BLK WP HR S P ERA WHIP	IP WLS BF H R ER SO BB IBB HBP BLK WP HR S P ERA WHIP	IP WLS BF H R ER SO BB IBB HBP BLK WP HR S P ERA WHIP	IP WLS BF H R ER SO BB IBB HBP BLK WP HR S P ERA WHIP	IP WLS BF H R ER SO BB IBB HBP BLK WP HR S P ERA WHIP	IP WLS BF H R ER SO BB IBB HBP BLK WP HR S P ERA WHIP	IP WLS BF H R ER SO BB IBB HBP BLK WP HR S P ERA WHIP	IP WLS BF H R ER SO BB IBB HBP BLK WP HR S P ERA WHIP	IP WLS BF H R ER SO BB IBB HBP BLK WP HR S P ERA WHIP	IP WLS BF H R ER SO BB IBB HBP BLK WP HR S P ERA WHIP

Batter	1	2	3	4	5	6	7	8	9	AB	R	H	RBI	BB	SO	LOB	BOTTOM			
Willie Mays, R OBP: 0.404, SLG: 0.512	E5 4-3 E		F9					6-3		4	1	1	0	1	0	0	San Diego Padres @ San Francisco Giants Candlestick Park, San Francisco, CA Sun Apr 20 1969, 6:33 AM EST Att: 12,871 - Unknown livebaseballscorecards.com			
Cesar Gutierrez, R OBP: 0.500, SLG: 0.400	4-3		1-3 BB							3	0	0	0	1	1	4				
Bobby Bonds, R OBP: 0.340, SLG: 0.370	E4 3-H		1-3							4	0	0	1	0	1	2				
Willie McCovey, L OBP: 0.458, SLG: 0.919	F5		FC5-4 IBB							3	0	0	0	1	0	2				
Dick Dietz, R OBP: 0.270, SLG: 0.324	F9		FC5-4 1-2f							3	0	0	0	1	0	3				
Jim Ray Hart, R OBP: 0.256, SLG: 0.200										3	1	1	0	1	1	0				
Don Mason, L										2	1	0	0	2	0	2				
Hal Lanier, R OBP: 0.302, SLG: 0.250										4	0	1	0	0	1	3				
Bobby Bolin, R OBP: 0.286, SLG: 0.333 Frank Linzy, R										3	0	1	2	0	1	2				
										1	0	0	0	0	0	0				
Inning Stats	R: 1 E: 2 K: 0 S: 5	H: 0 LOB: 1 BB: 0 P: 5	R: 0 E: 0 K: 2 S: 8	H: 1 LOB: 1 BB: 0 P: 8	R: 0 E: 0 K: 0 S: 3	H: 0 LOB: 2 BB: 2 P: 11	R: 0 E: 0 K: 0 S: 3	H: 0 LOB: 1 BB: 1 P: 7	R: 0 E: 0 K: 1 S: 6	H: 1 LOB: 1 BB: 0 P: 6	R: 2 E: 0 K: 0 S: 5	H: 2 LOB: 2 BB: 2 P: 13	R: 0 E: 0 K: 1 S: 5	H: 0 LOB: 0 BB: 0 P: 5	R: 0 E: 0 K: 1 S: 5	H: 0 LOB: 0 BB: 0 P: 5	1B: 2 2B: 2 3B: 0 HR: 0	SF: 0 SAC: 0 DP: 0 HBP: 0	WP: 0 PB: 0 SB: 0 CS: 0	PA: 37
PITCHER	IP WLS BF H R ER SO BB IBB HBP BLK WP HR S P ERA WHIP	IP WLS BF H R ER SO BB IBB HBP BLK WP HR S P ERA WHIP	IP WLS BF H R ER SO BB IBB HBP BLK WP HR S P ERA WHIP	IP WLS BF H R ER SO BB IBB HBP BLK WP HR S P ERA WHIP	IP WLS BF H R ER SO BB IBB HBP BLK WP HR S P ERA WHIP	IP WLS BF H R ER SO BB IBB HBP BLK WP HR S P ERA WHIP	IP WLS BF H R ER SO BB IBB HBP BLK WP HR S P ERA WHIP	IP WLS BF H R ER SO BB IBB HBP BLK WP HR S P ERA WHIP	IP WLS BF H R ER SO BB IBB HBP BLK WP HR S P ERA WHIP	IP WLS BF H R ER SO BB IBB HBP BLK WP HR S P ERA WHIP	IP WLS BF H R ER SO BB IBB HBP BLK WP HR S P ERA WHIP	IP WLS BF H R ER SO BB IBB HBP BLK WP HR S P ERA WHIP	IP WLS BF H R ER SO BB IBB HBP BLK WP HR S P ERA WHIP	IP WLS BF H R ER SO BB IBB HBP BLK WP HR S P ERA WHIP	IP WLS BF H R ER SO BB IBB HBP BLK WP HR S P ERA WHIP	IP WLS BF H R ER SO BB IBB HBP BLK WP HR S P ERA WHIP	IP WLS BF H R ER SO BB IBB HBP BLK WP HR S P ERA WHIP	IP WLS BF H R ER SO BB IBB HBP BLK WP HR S P ERA WHIP	IP WLS BF H R ER SO BB IBB HBP BLK WP HR S P ERA WHIP	IP WLS BF H R ER SO BB IBB HBP BLK WP HR S P ERA WHIP



Batter	1	2	3	4	5	6	7	8	9	AB	R	H	RBI	BB	SO	LOB	TOP										
Bobby Bonds, R OBP: 0.308, SLG: 0.333 (1, 9)	0-0 6-3		0-3 K		0-0 L5-3		0-3 K	0-0 E6		5	0	0	0	0	2	4	San Francisco Giants @ Los Angeles Dodgers Dodger Stadium, Los Angeles, CA Mon Apr 21 1969, 6:05 PM PST Att: 21,201 - Unknown livebaseballscorecards.com										
Cesar Gutierrez, R OBP: 0.500, SLG: 0.375 Dave Marshall, L OBP: 0.294, SLG: 0.250 Joe Gibbon, R (8, 1)	0-0 F3		0-0 1B		0-0 6-3			1-2 2-3 3-H BB		3	1	1	0	1	0	0											
Willie Mays, R OBP: 0.423, SLG: 0.511 (1, 8)	4-0 BB		0-0 F2		0-0 1B			0-0 HBP BB 1B	0-0 F8	4	1	2	0	1	0	1											
Willie McCovey, L OBP: 0.434, SLG: 0.829 (1, 3)	0-0 F8		0-0 F3		0-3 K			4-0 HBP BB 1B	0-0 F5	4	1	0	0	1	1	2											
Jack Hiatt, R OBP: 0.313, SLG: 0.154 (1, 2)		0-3 K		0-0 5-3		0-3 K		0-3 K	0-0 F9	5	0	0	0	0	3	4											
Jim Ray Hart, R OBP: 0.279, SLG: 0.237 (1, 7)		0-3 K		0-0 E6				1-0 BB 1B E HBP		3	2	1	1	0	1	0											
Don Mason, L OBP: 0.227, SLG: 0.200 Jim Davenport, R OBP: 0.321, SLG: 0.462 (8, 5)		0-0 1B		0-0 F8				0-0 E BB 1B		3	0	2	1	0	0	1											
Hal Lanier, R OBP: 0.277, SLG: 0.227 (1, 6)		0-0 F5			0-0 P4-3			0-3 K	0-3 K	4	0	0	0	0	2	4											
Juan Marichal, R OBP: 0.333, SLG: 0.455 Ron Herbel, R OBP: 0.333, SLG: 0.375 Bobby Etheridge, R OBP: 0.333, SLG: 0.375 Rich Robertson, R OBP: 0.333, SLG: 0.375 Ron Hunt, R OBP: 0.333, SLG: 0.375 (8, 4)			0-0 5-3		0-0 L5-3 1B			0-3 K	4-0 E BB	2	0	1	0	0	0	0											
Inning Stats	R: 0 E: 0 K: 0 S: 3	H: 0 LOB: 1 BB: 1 P: 7	R: 0 E: 0 K: 2 S: 8	H: 1 LOB: 1 BB: 0 P: 8	R: 0 E: 0 K: 1 S: 6	H: 1 LOB: 1 BB: 0 P: 6	R: 0 E: 1 K: 0 S: 4	H: 0 LOB: 0 BB: 0 P: 4	R: 0 E: 0 K: 0 S: 3	H: 1 LOB: 0 BB: 0 P: 3	R: 0 E: 0 K: 2 S: 8	H: 1 LOB: 1 BB: 0 P: 8	R: 1 E: 0 K: 3 S: 11	H: 2 LOB: 1 BB: 0 P: 11	R: 4 E: 1 K: 2 S: 10	H: 2 LOB: 3 BB: 3 P: 23		R: 0 E: 0 K: 0 S: 3	H: 0 LOB: 0 BB: 0 P: 3	1B: 7 2B: 2 3B: 0 HR: 0	SF: 0 SAC: 0 DP: 1 HBP: 1	WP: 1 PB: 0 SB: 0 CS: 0	PA: 41				
PITCHER	IP	WLS	BF	H	R	ER	SO	BB	IBB	HBP	BLK	WP	HR	S	P	ERA	WHIP										
Bill Singer, R ERA: 1.67 (1, 1)	7.0	W	31	7	4	4	8	3	0	0	0	1	0	44	56	5.14	1.429										
Jim Brewer, L ERA: 3.0 (8, 1)	0.2		5	1	0	0	2	1	0	1	0	0	0	7	12	0.00	3.000										
Al McBean, R ERA: 3.48 (8, 1)	1.1	S	5	0	1	0	0	0	0	0	0	0	0	5	5	0.00	0.000										

Batter	1	2	3	4	5	6	7	8	9	AB	R	H	RBI	BB	SO	LOB	BOTTOM										
Willie Crawford, L OBP: 0.315, SLG: 0.460 (1, 8)	0-0 1-3			0-0 HR		0-0 K				4	2	1	1	0	1	2	San Francisco Giants @ Los Angeles Dodgers Dodger Stadium, Los Angeles, CA Mon Apr 21 1969, 6:05 PM PST Att: 21,201 - Unknown livebaseballscorecards.com										
Bill Russell, R OBP: 0.476, SLG: 0.618 (1, 9)	0-3 K			0-0 6-3		0-0 SH 1B	0-0 5-3			4	1	1	0	0	1	0											
Wes Parker, S OBP: 0.381, SLG: 0.641 (1, 3)	0-0 1-3			0-0 6-3		0-0 SH 1B	0-0 E1			3	1	0	0	0	0	0											
Andy Kosco, R OBP: 0.295, SLG: 0.455 (1, 7)		0-0 6-3		0-0 F5		0-0 SH1-3 1B	0-3 K			4	1	1	1	0	1	1											
Tom Haller, L OBP: 0.419, SLG: 0.514 (1, 2)		0-0 F7			0-0 G3 1B	0-0 SH1-3 1B	0-0 4-3			3	1	1	0	0	0	1											
Bill Sudakis, S OBP: 0.269, SLG: 0.354 (1, 5)		0-3 K			0-0 G3	4-0 1B IBB		0-0 F8		3	1	0	0	1	1	1											
Paul Popovich, S OBP: 0.294, SLG: 0.267 (1, 4)			0-0 P1-3		0-0 1B	0-0 P4		0-0 P6-3		4	0	1	1	0	0	3											
Ted Sizemore, R OBP: 0.417, SLG: 0.390 (1, 6)			0-0 1-3		0-0 F8	0-0 1B		0-0 1B		4	0	2	2	0	0	1											
Bill Singer, R OBP: 0.167, SLG: 0.167 Jim Brewer, L Al McBean, R OBP: 0.333, SLG: 0.333 (8, 1)			0-3 K		0-3 K	0-0 1B		0-0 1-3 2-H 3-H		3	0	1	1	0	2	1											
Inning Stats	R: 0 E: 0 K: 1 S: 5	H: 0 LOB: 0 BB: 0 P: 5	R: 0 E: 0 K: 1 S: 5	H: 0 LOB: 0 BB: 0 P: 5	R: 0 E: 0 K: 1 S: 5	H: 0 LOB: 0 BB: 0 P: 5	R: 1 E: 0 K: 0 S: 4	H: 1 LOB: 0 BB: 0 P: 4	R: 1 E: 0 K: 1 S: 7	H: 2 LOB: 1 BB: 0 P: 7	R: 5 E: 2 K: 1 S: 11	H: 4 LOB: 2 BB: 1 P: 15	R: 0 E: 1 K: 1 S: 6	H: 0 LOB: 1 BB: 0 P: 6	R: 0 E: 0 K: 0 S: 4	H: 1 LOB: 1 BB: 0 P: 4		1B: 6 2B: 1 3B: 0 HR: 1	SF: 0 SAC: 2 DP: 0 HBP: 0	WP: 0 PB: 0 SB: 0 CS: 0	PA: 36						
PITCHER	IP	WLS	BF	H	R	ER	SO	BB	IBB	HBP	BLK	WP	HR	S	P	ERA	WHIP										
Juan Marichal, R ERA: 2.51 (6, 1)	0.1	L	1	0	0	0	1	0	0	0	0	0	0	3	3	0.00	0.000										
Rich Robertson, R ERA: 9.0 Joe Gibbon, L ERA: (8, 1)	1.0		4	0	0	0	1	0	0	0	0	0	0	6	6	0.00	0.000										
	1.0		4	1	0	0	0	0	0	0	0	0	0	4	4	0.00	1.000										

Batter	1	2	3	4	5	6	7	8	9	AB	R	H	RBI	BB	SO	LOB	TOP								
Bobby Bonds, R OBP: 0.300, SLG: 0.375 (1, 9)										5	1	1	2	0	3	1	San Francisco Giants @ Los Angeles Dodgers Dodger Stadium, Los Angeles, CA Tue Apr 22 1969, 6:05 PM PST Att: 19,253 - Unknown								
Cesar Gutierrez, R OBP: 0.375, SLG: 0.250 (1, 5)										4	1	0	0	0	0										
Willie Mays, R OBP: 0.429, SLG: 0.510 (1, 8)										4	0	2	0	0	2	1									
Willie McCovey, L OBP: 0.421, SLG: 0.778 (1, 3)										4	1	1	0	0	2	2									
Jack Hiatt, R OBP: 0.300, SLG: 0.188 (1, 2)										3	0	1	1	0	1	0									
Jim Ray Hart, R OBP: 0.273, SLG: 0.231 Dave Marshall, L OBP: 0.350, SLG: 0.368 (2, 7)										1	0	0	0	0	0	0									
Don Mason, L OBP: 0.444, SLG: 0.429 (1, 4)										3	1	2	1	0	0	1									
Hal Lanier, R OBP: 0.275, SLG: 0.234 (1, 6)										3	1	1	2	0	0	1									
Ray Sadecki, L (1, 1)										2	0	0	0	0	0	0									
Inning Stats	R: 0 E: 0 K: 1 S: 6	H: 1 LOB: 1 BB: 0 P: 6	R: 0 E: 0 K: 0 S: 3	H: 0 LOB: 0 BB: 0 P: 3	R: 0 E: 0 K: 1 S: 5	H: 0 LOB: 0 BB: 0 P: 5	R: 2 E: 1 K: 1 S: 7	H: 2 LOB: 1 BB: 0 P: 7	R: 3 E: 0 K: 1 S: 9	H: 4 LOB: 1 BB: 0 P: 9	R: 0 E: 0 K: 1 S: 6	H: 1 LOB: 0 BB: 0 P: 6	R: 0 E: 0 K: 1 S: 5	H: 0 LOB: 0 BB: 0 P: 5	R: 0 E: 0 K: 3 S: 9	H: 0 LOB: 0 BB: 0 P: 9		R: 1 E: 0 K: 0 S: 5	H: 2 LOB: 1 BB: 0 P: 5	1B: 7 2B: 1 3B: 1 HR: 1	SF: 2 SAC: 2 DP: 0 HBP: 0	WP: 0 PB: 0 SB: 0 CS: 0	PA: 37		
PITCHER	IP	WLS	BF	H	R	ER	SO	BB	IBB	HBP	BLK	WP	HR	S	P	ERA	WHIP								
Don Drysdale, R ERA: 5.85 (1, 1)	4.2	L	21	7	5	3	3	0	0	0	0	0	1	27	27	5.79	1.500								
Pete Mikkelsen, R ERA: 2.0 (5, 1)	3.1		11	1	0	0	6	0	0	0	0	0	0	23	23	0.00	0.300								
Alan Foster, R ERA: 9.0 (9, 1)	1.0		5	2	1	1	0	0	0	0	0	0	0	5	5	9.00	2.000								

Batter	1	2	3	4	5	6	7	8	9	AB	R	H	RBI	BB	SO	LOB	BOTTOM								
Billy Grabarkewitz, R (1, 6)										4	0	0	0	0	1	3	San Francisco Giants @ Los Angeles Dodgers Dodger Stadium, Los Angeles, CA Tue Apr 22 1969, 6:05 PM PST Att: 19,253 - Unknown								
Bill Russell, R OBP: 0.457, SLG: 0.579 (1, 9)										4	0	1	0	0	1	1									
Wes Parker, S OBP: 0.391, SLG: 0.619 (1, 3)										3	0	1	0	1	1	1									
Andy Kosco, R OBP: 0.292, SLG: 0.438 (1, 7)										4	0	1	0	0	1	2									
Bill Sudakis, S OBP: 0.250, SLG: 0.327 (1, 5)										4	0	0	0	0	1	3									
Tom Haller, L OBP: 0.404, SLG: 0.487 (1, 2)										4	0	1	0	0	1	1									
Ted Sizemore, R OBP: 0.412, SLG: 0.386 (1, 4)										3	0	1	0	0	0	0									
Willie Crawford, L OBP: 0.298, SLG: 0.434 (1, 8)										3	0	0	0	0	0	2									
Don Drysdale, R OBP: 0.143, SLG: 0.143 Pete Mikkelsen, R (5, 1)										1	0	0	0	0	1	2									
John Miller, R OBP: 0.333, SLG: 0.333 Alan Foster, R (9, 1)										1	0	1	0	0	0	0									
Inning Stats	R: 0 E: 0 K: 2 S: 9	H: 2 LOB: 2 BB: 0 P: 9	R: 0 E: 0 K: 2 S: 9	H: 2 LOB: 2 BB: 0 P: 9	R: 0 E: 0 K: 1 S: 5	H: 0 LOB: 0 BB: 0 P: 5	R: 0 E: 0 K: 0 S: 3	H: 0 LOB: 0 BB: 0 P: 3	R: 0 E: 0 K: 1 S: 5	H: 0 LOB: 0 BB: 0 P: 5	R: 0 E: 0 K: 0 S: 3	H: 0 LOB: 0 BB: 0 P: 3	R: 0 E: 0 K: 0 S: 4	H: 1 LOB: 1 BB: 0 P: 4	R: 0 E: 0 K: 1 S: 5	H: 0 LOB: 1 BB: 1 P: 9	1B: 6 2B: 0 3B: 0 HR: 0	SF: 0 SAC: 0 DP: 1 HBP: 0	WP: 0 PB: 0 SB: 0 CS: 0	PA: 33					
PITCHER	IP	WLS	BF	H	R	ER	SO	BB	IBB	HBP	BLK	WP	HR	S	P	ERA	WHIP								
Ray Sadecki, L ERA: 0.72 (1, 1)	9.0	W	33	6	0	0	8	1	0	0	0	0	0	48	52	0.00	0.778								

Batter	1	2	3	4	5	6	7	8	9	AB	R	H	RBI	BB	SO	LOB	TOP					
Felipe Alou, R OBP: 0.357, SLG: 0.451 (1, 8)	6-3		4-3		6-3			5-3		4	0	0	0	0	0	2	Atlanta Braves @ San Francisco Giants Candlestick Park, San Francisco, CA Thu Apr 24 1969, 6:33 AM EST Att: 4,261 - Unknown livebaseballscorecards.com					
Felix Milten, R OBP: 0.359, SLG: 0.483 (1, 4)	1-3			FC5-4 1B		6-3		G5-4-3 1B		4	0	2	0	0	0	0						
Hank Aaron, R OBP: 0.508, SLG: 0.685 (1, 9)	K			FC5-4 1B			5-3 BB 1B	G5-4-3 1B		4	0	2	0	0	1	1						
Orlando Cepeda, R OBP: 0.292, SLG: 0.431 (1, 3)				FC5-4 1B			5-3 BB 1B			3	1	2	0	1	0	2						
Clete Boyer, R OBP: 0.333, SLG: 0.346 (1, 5)	FC1-6 G6-3			K			5-3	1-3		4	0	0	0	0	1	6						
Mike Lum, L OBP: 0.471, SLG: 0.357 (1, 7)	G6-3			5-3			4-3	F4		4	0	0	0	0	0	6						
Bob Didier, S OBP: 0.306, SLG: 0.303 (1, 2)				FC5-6 BB			K			3	0	2	1	1	1	0						
Sonny Jackson, L OBP: 0.323, SLG: 0.441 (1, 6)				FC5-6 S		F7	4-3	K		4	0	0	0	0	1	3						
Milt Pappas, R Claude Raymond, R (8, 1)				F2		1-3	K			3	0	0	0	0	1	2	Braves					
Inning Stats	R: 0 E: 0 K: 1 S: 5	H: 0 LOB: 0 BB: 0 P: 5	R: 0 E: 0 K: 0 S: 3	H: 1 LOB: 0 BB: 0 P: 3	R: 0 E: 0 K: 0 S: 3	H: 0 LOB: 1 BB: 1 P: 7	R: 0 E: 0 K: 1 S: 7	H: 2 LOB: 2 BB: 0 P: 7	R: 0 E: 0 K: 0 S: 4	H: 1 LOB: 1 BB: 0 P: 4	R: 0 E: 0 K: 0 S: 4	H: 1 LOB: 2 BB: 1 P: 8	R: 0 E: 0 K: 2 S: 7	H: 0 LOB: 0 BB: 0 P: 7	R: 0 E: 0 K: 0 S: 3	H: 1 LOB: 0 BB: 0 P: 3		R: 1 E: 0 K: 1 S: 7	H: 2 LOB: 1 BB: 0 P: 7	1B: 5 2B: 3 3B: 0 HR: 0	SF: 0 SAC: 0 DP: 2 HBP: 0	WP: 0 PB: 0 SB: 1 CS: 0
PITCHER Gaylord Perry, R ERA: 3.12 (1, 1)	IP: 9.0 WLS: W BF: 35 H: 8 R: 1 ER: 1 SO: 5 BB: 2 IBB: 0 HBP: 0 BLK: 0 WP: 0 HR: 0 S: 43 P: 51 ERA: 1.00 WHIP: 1.111															PITCHER	IP: 9.0 WLS: W BF: 35 H: 8 R: 1 ER: 1 SO: 5 BB: 2 IBB: 0 HBP: 0 BLK: 0 WP: 0 HR: 0 S: 43 P: 51 ERA: 1.00 WHIP: 1.111					

Batter	1	2	3	4	5	6	7	8	9	AB	R	H	RBI	BB	SO	LOB	BOTTOM			
Bobby Bonds, R OBP: 0.281, SLG: 0.350 (1, 9)	K		F9			6-3		F8		4	0	0	0	0	1	1	Atlanta Braves @ San Francisco Giants Candlestick Park, San Francisco, CA Thu Apr 24 1969, 6:33 AM EST Att: 4,261 - Unknown livebaseballscorecards.com			
Don Mason, L OBP: 0.409, SLG: 0.389 (1, 4)	F6		4-3			F2		1B		4	1	1	0	0	0	1				
Willie Mays, R OBP: 0.417, SLG: 0.491 (1, 8)	1-3				F7	F8		2B 1B		4	1	1	1	0	0	0				
Willie McCovey, L OBP: 0.426, SLG: 0.776 (1, 3)		G3			4-3			HR 1B		4	2	2	0	0	0	0				
Dave Marshall, L OBP: 0.375, SLG: 0.391 (1, 7)					F8		K	E 1B		4	0	2	2	0	1	1				
Jack Hiatt, R OBP: 0.333, SLG: 0.368 (1, 2)		K				1-3 3-1 BB		F3		3	1	1	2	1	1	2				
Cesar Gutierrez, R OBP: 0.353, SLG: 0.231 Jim Davenport, R OBP: 0.300, SLG: 0.429 (5, 5)						3-1		F8		1	0	0	0	0	1	1				
Hal Lanier, R OBP: 0.278, SLG: 0.240 (1, 6)					F9 SH2-4 1B					2	0	0	0	0	0	1				
Gaylord Perry, R OBP: 0.182, SLG: 0.182 (1, 1)					SH2-4			K		2	0	0	0	0	1	1	GIANTS			
Inning Stats	R: 0 E: 0 K: 1 S: 5	H: 0 LOB: 0 BB: 0 P: 5	R: 0 E: 0 K: 2 S: 8	H: 1 LOB: 1 BB: 0 P: 8	R: 0 E: 0 K: 0 S: 4	H: 1 LOB: 1 BB: 0 P: 4	R: 0 E: 0 K: 0 S: 3	H: 0 LOB: 0 BB: 0 P: 3	R: 0 E: 0 K: 0 S: 3	H: 0 LOB: 1 BB: 1 P: 7	R: 0 E: 0 K: 0 S: 3	H: 0 LOB: 0 BB: 0 P: 3	R: 2 E: 0 K: 2 S: 9	H: 2 LOB: 0 BB: 0 P: 9	R: 3 E: 1 K: 1 S: 9	H: 4 LOB: 1 BB: 0 P: 9		1B: 6 2B: 1 3B: 0 HR: 1	SF: 0 SAC: 1 DP: 0 HBP: 0	WP: 0 PB: 0 SB: 0 CS: 0
PITCHER Milt Pappas, R ERA: 2.66 Claude Raymond, R ERA: 11.57 (8, 1)	IP: 7.0 WLS: L BF: 26 H: 4 R: 2 ER: 2 SO: 5 BB: 1 IBB: 0 HBP: 0 BLK: 0 WP: 0 HR: 1 S: 35 P: 39 ERA: 2.57 WHIP: 0.714															PITCHER	IP: 1.0 WLS: L BF: 7 H: 4 R: 3 ER: 3 SO: 1 BB: 0 IBB: 0 HBP: 0 BLK: 0 WP: 0 HR: 0 S: 9 P: 9 ERA: 27.00 WHIP: 4.000			

Batter	1	2	3	4	5	6	7	8	9	10	11	12	13	AB R H RBI BB SO LOB	TOP
Norm Miller, L OBP: 0.421, SLG: 0.378 (8, 8)														4 1 0 0 1 0 2	Houston Astros @ San Francisco Giants Candlestick Park, San Francisco, CA Fri Apr 25 1969, 9:05 PM EST Att: 6,094 - Unknown
Joe Morgan, L OBP: 0.386, SLG: 0.294 (1, 7)														5 2 1 0 2 1 3	
Jimmy Wynn, R OBP: 0.330, SLG: 0.471 (8, 9)														4 1 1 1 0 1 3 2 1 1 0 1 0 0	
Curt Blefary, L OBP: 0.355, SLG: 0.328 (1, 3)														6 2 1 1 1 0 3	
Denis Menke, R OBP: 0.493, SLG: 0.550 (1, 4)														5 1 2 2 1 0 0	
Doug Rader, R OBP: 0.284, SLG: 0.313 (1, 5)														6 0 0 0 0 2 7	
Johnny Edwards, L OBP: 0.222, SLG: 0.172 (9, PH)														3 0 1 0 1 1 2 1 0 0 0 0 0 1 1 0 0 0 0 0 0	
Hector Torres, R OBP: 0.080, SLG: 0.080 (1, 6)														5 0 1 1 0 0 3	
Denny Lemaster, R OBP: 0.143, SLG: 0.286 (7, 1)														2 0 0 0 0 0 1 1 0 0 0 0 0 2 0 0 0 0 0 0 0 1 0 1 0 0 0 0 1 0 0 0 0 1 0	
Jack Billingham, R Fred Gladding, L Larry Dierker, R Dan Schneider, L (11, 1)	Inning Stats R: 2 H: 2 E: 0 K: 1 S: 7 WLS: 2 LOB: 2 BB: 2 P: 15 H: 1 ER: 4 SO: 2 R: 0 E: 0 K: 0 S: 4 H: 1 LOB: 2 BB: 1 P: 8 R: 0 E: 0 K: 0 S: 3 H: 0 LOB: 0 BB: 0 P: 3 R: 0 E: 1 K: 0 S: 4 H: 1 LOB: 1 BB: 0 P: 4 R: 2 E: 0 K: 0 S: 5 H: 2 LOB: 0 BB: 0 P: 5 R: 0 E: 0 K: 0 S: 3 H: 0 LOB: 0 BB: 0 P: 3 R: 1 E: 1 K: 1 S: 5 H: 1 LOB: 2 BB: 1 P: 9 R: 3 E: 2 K: 1 S: 8 H: 1 LOB: 2 BB: 2 P: 16 R: 0 E: 0 K: 1 S: 6 H: 1 LOB: 2 BB: 1 P: 10 R: 0 E: 0 K: 1 S: 5 H: 0 LOB: 0 BB: 0 P: 5 R: 0 E: 0 K: 1 S: 5 H: 0 LOB: 1 BB: 0 P: 6 R: 0 E: 0 K: 0 S: 3 H: 0 LOB: 0 BB: 0 P: 3 1B: 7 SF: 0 2B: 1 SAC: 4 3B: 0 DP: 0 HR: 1 HBP: 1 WIP: 1 PA: 59 PB: 0 SB: 0 CS: 0														
PITCHER Bobby Bolin, R (1, 1) 7.0 WLS 30 H 6 R ER SO BB IBB HBP BLK WP HR S P ERA WHIP Frank Linzy, R (8, 1) 1.2 12 2 4 0 1 2 1 0 0 0 0 11 23 0.00 2.400 Joe Gibbon, L (9, 1) 4.1 W 17 1 0 0 3 0 1 1 0 0 0 0 21 26 0.00 0.231															

Houston Astros @ San Francisco Giants
 Candlestick Park, San Francisco, CA
 Fri Apr 25 1969, 9:05 PM EST
 Att: 6,094 - Unknown

AB	47
R	8
H	9
RBI	5
BB	7
SO	6
LOB	27



Batter	1	2	3	4	5	6	7	8	9	10	11	12	13	AB R H RBI BB SO LOB	BOTTOM
Bobby Bonds, R OBP: 0.260, SLG: 0.333 (1, 9)														6 2 1 0 1 2 4	Houston Astros @ San Francisco Giants Candlestick Park, San Francisco, CA Fri Apr 25 1969, 9:05 PM EST Att: 6,094 - Unknown
Jim Davenport, R OBP: 0.243, SLG: 0.419 (1, 5)														3 1 1 0 2 0 1	
Willie Mays, R OBP: 0.418, SLG: 0.492 (1, 8)														6 2 2 0 1 0 2	
Willie McCovey, L OBP: 0.426, SLG: 0.731 (1, 3)														3 2 0 1 3 0 1	
Jack Hlatt, R OBP: 0.355, SLG: 0.615 (1, 2)														7 3 3 7 0 0 3	
Jim Ray Hart, R OBP: 0.300, SLG: 0.289 (1, 7)														6 2 3 1 0 0 3	
Don Mason, L OBP: 0.375, SLG: 0.350 (7, PH)														2 0 0 0 0 0 0 4 0 1 1 0 0 5	
Ron Hunt, R OBP: 0.280, SLG: 0.186 (8, 4)															
Hal Lanier, R OBP: 0.263, SLG: 0.226 (8, 6)														3 0 0 0 0 1 1 2 0 2 0 1 0 0	
Bobby Bolin, R OBP: 0.222, SLG: 0.250 (7, PH)														2 0 0 0 0 2 0 1 0 0 0 0 0 1 0 0 0 1 1 0 0 2 0 0 0 0 1 2	
Dave Marshall, L OBP: 0.260, SLG: 0.375 (8, 1)															
Frank Linzy, R Joe Gibbon, R (9, 1)	Inning Stats R: 3 H: 2 E: 0 K: 1 S: 5 WLS: 9 LOB: 0 BB: 1 P: 9 H: 0 ER: 4 SO: 3 R: 0 E: 0 K: 1 S: 5 H: 0 LOB: 0 BB: 0 P: 8 R: 0 E: 0 K: 0 S: 3 H: 0 LOB: 1 BB: 1 P: 7 R: 0 E: 0 K: 0 S: 3 H: 0 LOB: 0 BB: 0 P: 3 R: 0 E: 0 K: 2 S: 7 H: 0 LOB: 0 BB: 0 P: 7 R: 0 E: 0 K: 0 S: 3 H: 0 LOB: 0 BB: 0 P: 3 R: 1 E: 2 K: 1 S: 7 H: 2 LOB: 1 BB: 0 P: 7 R: 4 E: 2 K: 1 S: 6 H: 2 LOB: 3 BB: 4 P: 22 R: 0 E: 0 K: 0 S: 5 H: 2 LOB: 3 BB: 1 P: 9 R: 0 E: 0 K: 1 S: 6 H: 1 LOB: 1 BB: 0 P: 6 R: 0 E: 0 K: 0 S: 3 H: 0 LOB: 0 BB: 0 P: 3 R: 0 E: 0 K: 1 S: 6 H: 2 LOB: 1 BB: 0 P: 6 R: 4 E: 0 K: 0 S: 3 H: 2 LOB: 0 BB: 2 P: 11 1B: 9 SF: 1 2B: 2 SAC: 2 3B: 0 DP: 0 HR: 2 HBP: 0 WIP: 0 PA: 59 PB: 1 SB: 0 CS: 0														
PITCHER Denny Lemaster, L (1, 1) 6.1 WLS 25 H 4 R ER SO BB IBB HBP BLK WP HR S P ERA WHIP Jack Billingham, R (7, 1) 1.1 8 2 4 2 1 1 1 0 0 0 0 8 16 13.50 2.250 Fred Gladding, R (8, 1) 0.1 6 2 0 0 0 1 1 0 0 0 0 4 12 0.00 9.000 Larry Dierker, R (9, 1) 2.0 8 1 0 0 1 0 1 0 0 0 0 9 13 0.00 0.500 Dan Schneider, L (11, 1) 2.1 L 12 4 4 4 1 1 1 0 0 0 1 12 20 15.43 2.143															

Houston Astros @ San Francisco Giants
 Candlestick Park, San Francisco, CA
 Fri Apr 25 1969, 9:05 PM EST
 Att: 6,094 - Unknown

AB	47
R	12
H	13
RBI	11
BB	9
SO	6
LOB	23



Batter	1	2	3	4	5	6	7	8	9	AB	R	H	RBI	BB	SO	LOB	TOP																					
Jesus Alou, R OBP: 0.213, SLG: 0.254	E5 G4-6-3			1B 2B		6-3		1-6-3		4	1	1	0	0	0	0	Houston Astros @ San Francisco Giants Candlestick Park, San Francisco, CA Sat Apr 26 1969, 6:33 AM EST Att: 32,243 - Unknown																					
Joe Morgan, L OBP: 0.373, SLG: 0.282	G4-6-3			K		BB E BB		K		3	0	0	0	1	2																							
Jimmy Wynn, R OBP: 0.328, SLG: 0.455	F8			1B		E6 BB			K	4	0	1	1	0	1																							
Curt Blefary, L OBP: 0.350, SLG: 0.314		4-3		K		BB		F7		3	0	0	0	1	1																							
Denis Menke, R OBP: 0.481, SLG: 0.524		CS BB		5-3		F9		F9		3	0	0	0	1	0	4																						
Doug Rader, R OBP: 0.299, SLG: 0.329		K				CS 1B		G4-6-3 1B		3	0	2	0	0	1	1																						
Johnny Edwards, L OBP: 0.212, SLG: 0.164			K2-3		F7			G4-6-3		3	0	0	0	0	1	2																						
Hector Torres, R OBP: 0.071, SLG: 0.071			K		5-3			F8		3	0	0	0	0	1	0																						
Wade Blasingame, L (1, 1)			K			F6		F8		2	0	0	0	0	1	0																						
Norm Miller, L OBP: 0.414, SLG: 0.370 (8, PH)										1	0	0	0	0	0	0																						
Dooley Womack, L (8, 1)										0	0	0	0	0	0	0																						
Inning Stats	R: 0 E: 1 K: 0 S: 3	H: 0 LOB: 0 BB: 0 P: 3	R: 0 E: 0 K: 1 S: 4	H: 0 LOB: 1 BB: 1 P: 8	R: 0 E: 0 K: 3 S: 9	H: 0 LOB: 0 BB: 0 P: 9	R: 1 E: 0 K: 2 S: 9	H: 2 LOB: 1 BB: 0 P: 9	R: 0 E: 0 K: 0 S: 4	H: 0 LOB: 3 BB: 2 P: 12	R: 0 E: 0 K: 0 S: 3	H: 1 LOB: 0 BB: 0 P: 3	R: 0 E: 0 K: 1 S: 5	H: 0 LOB: 0 BB: 0 P: 5	R: 0 E: 0 K: 1 S: 5	H: 0 LOB: 0 BB: 0 P: 5	1B: 3 2B: 2 3B: 0 HR: 0	SF: 0 SAC: 0 DP: 3 HBP: 0	WP: 0 PB: 0 SB: 0 CS: 2	PA: 32																		
PITCHER	IP	WLS	BF	H	R	ER	SO	BB	IBB	HBP	BLK	WP	HR	S	P	ERA	WHIP	PITCHER				IP	WLS	BF	H	R	ER	SO	BB	IBB	HBP	BLK	WP	HR	S	P	ERA	WHIP
Juan Marichal, R ERA: 2.15	(1, 1)	9.0	W	32	4	1	1	8	3	0	0	0	0	45	57	1.00	0.778																					

AB	29
R	1
H	4
RBI	1
BB	3
SO	8
LOB	11



Batter	1	2	3	4	5	6	7	8	9	AB	R	H	RBI	BB	SO	LOB	BOTTOM																					
Bobby Bonds, R OBP: 0.293, SLG: 0.343	K	F9		1B		S 1B				4	0	2	0	0	1	2	Houston Astros @ San Francisco Giants Candlestick Park, San Francisco, CA Sat Apr 26 1969, 6:33 AM EST Att: 32,243 - Unknown																					
Ron Hunt, R OBP: 0.278, SLG: 0.191	F9		FC5-4 1B	F8		K				4	0	1	0	0	1	3																						
Willie Mays, R OBP: 0.423, SLG: 0.540	HR		FC5-4 CS 1B		G5-4-3 1B 1B	K				4	2	2	1	0	1	1																						
Willie McCovey, L OBP: 0.458, SLG: 0.764	1B		BB BB	BB BB	G5-4-3 1B	WP 1-3 2B				3	0	3	0	1	0	0																						
Jack Hiatt, R OBP: 0.343, SLG: 0.552	5-3		FC5-4 BB	FC5-4 BB	G5-4-3	1-3				3	0	0	0	1	0	4																						
Jim Ray Hart, R OBP: 0.315, SLG: 0.306		WP E 1B	FC5-4			K				4	0	2	1	0	1	2																						
Jim Davenport, R OBP: 0.333, SLG: 0.490		F9		G5-4-3 1B	F9	F6				4	0	1	0	0	0	2																						
Hal Lanier, R OBP: 0.246, SLG: 0.211		E6 WP		G5-4-3		6-3		1-3		4	0	0	0	0	2																							
Juan Marichal, R OBP: 0.286, SLG: 0.429		F9		1B 1B		6-3				3	0	1	0	0	0	2																						
Inning Stats	R: 1 E: 0 K: 1 S: 7	H: 2 LOB: 1 BB: 0 P: 7	R: 0 E: 1 K: 0 S: 5	H: 1 LOB: 2 BB: 0 P: 5	R: 0 E: 0 K: 0 S: 3	H: 1 LOB: 2 BB: 2 P: 11	R: 0 E: 0 K: 0 S: 5	H: 3 LOB: 2 BB: 0 P: 5	R: 1 E: 0 K: 0 S: 5	H: 3 LOB: 1 BB: 0 P: 5	R: 0 E: 0 K: 1 S: 6	H: 1 LOB: 1 BB: 0 P: 6	R: 0 E: 0 K: 1 S: 5	H: 0 LOB: 0 BB: 0 P: 5	R: 0 E: 0 K: 1 S: 5	H: 0 LOB: 0 BB: 0 P: 5	1B: 10 2B: 1 3B: 0 HR: 1	SF: 0 SAC: 0 DP: 2 HBP: 0	WP: 2 PB: 0 SB: 1 CS: 1	PA: 35																		
PITCHER	IP	WLS	BF	H	R	ER	SO	BB	IBB	HBP	BLK	WP	HR	S	P	ERA	WHIP	PITCHER				IP	WLS	BF	H	R	ER	SO	BB	IBB	HBP	BLK	WP	HR	S	P	ERA	WHIP
Wade Blasingame, L ERA: 4.09	(1, 1)	7.0	L	32	12	2	2	3	2	0	0	0	0	36	44	2.57	2.000																					
Dooley Womack, R ERA: 1.2	(8, 1)	1.0		3	0	0	0	1	0	0	0	0	0	5	5	0.00	0.000																					

AB	33
R	2
H	12
RBI	2
BB	2
SO	4
LOB	18



Batter	1	2	3	4	5	6	7	8	9	AB	R	H	RBI	BB	SO	LOB	TOP			
Pete Rose, S OBP: 0.417, SLG: 0.533 (1, 8)	0-0 4-3		0-0 1B			4-0 FC3-6 BB		0-0 1B		3	0	2	0	1	0	0	Cincinnati Reds @ San Francisco Giants Candlestick Park, San Francisco, CA Mon Apr 28 1969, 6:33 AM EDT Att: 2,766 - Unknown			
Bobby Tolan, L OBP: 0.306, SLG: 0.475 (1, 9)	0-0 4-3		0-0 F5			0-0 FC3-6 G6-4-3 1-2		0-0 FC4-6 G6-4-3 1-2		4	0	0	0	0	0	3				
Alex Johnson, R OBP: 0.338, SLG: 0.558 (1, 7)	0-0 6-3			0-0 F9		0-0 G6-4-3 1-2		0-0 G6-4-3 1-2		4	0	0	0	0	0	2				
Tony Perez, R OBP: 0.418, SLG: 0.595 (1, 5)		0-3 K		0-0 5-3			0-0 HR		0-0 HR	4	2	2	2	0	1	0				
Johnny Bench, R OBP: 0.288, SLG: 0.485 (1, 2)	0-0 4-3		0-3 K				0-0 2B 1B		0-0 6-3	4	1	1	0	0	1	0				
Lee May, R OBP: 0.316, SLG: 0.412 (1, 3)	4-0 BB			0-0 5-3			0-0 F9		0-0 6-3	3	0	0	0	1	0	1				
Giraldo Ruiz, S OBP: 0.354, SLG: 0.300 (7, PH)	0-3 K			0-0 1-3			0-3 K		0-0 F8	2	0	0	0	0	1	1				
Jimmy Stewart, S OBP: 0.300, SLG: 0.250 (7, 4)										2	0	0	0	0	1	1				
Darrel Chaney, S OBP: 0.316, SLG: 0.281 (1, 6)			0-3 K		0-0 PB 1B		0-0 1-H 2B			3	0	2	1	0	1	0				
Tony Cloninger, R OBP: 0.600, SLG: 0.500 (7, 1)			0-3 K		0-3 K		0-0 1-3			2	0	0	0	0	2	1				
Fred Whitfield, L OBP: 0.143, SLG: 0.143 (7, PH)										1	0	0	0	0	0	1				
Clay Carroll, R OBP: 0.600, SLG: 0.500 (7, 1)										0	0	0	0	0	0	0				
Inning Stats	R: 0 E: 0 K: 0 S: 3	H: 0 LOB: 0 BB: 0 P: 3	R: 0 E: 0 K: 2 S: 7	H: 0 LOB: 1 BB: 1 P: 11	R: 0 E: 0 K: 2 S: 8	H: 1 LOB: 1 BB: 0 P: 8	R: 0 E: 0 K: 1 S: 5	H: 0 LOB: 0 BB: 0 P: 5	R: 0 E: 0 K: 1 S: 6	H: 1 LOB: 1 BB: 0 P: 6	R: 2 E: 0 K: 1 S: 8	H: 3 LOB: 1 BB: 0 P: 8	R: 0 E: 0 K: 0 S: 3	H: 1 LOB: 0 BB: 0 P: 3	R: 1 E: 0 K: 0 S: 4	H: 1 LOB: 0 BB: 0 P: 4	1B: 4 2B: 1 3B: 0 HR: 2	SF: 0 SAC: 0 DP: 2 HBP: 0	WP: 0 PB: 1 SB: 0 CS: 0	PA: 34
PITCHER Gaylord Perry, R ERA: 3.09 (1, 1)	IP: 9.0 WLS: W BF: 34 H: 7 R: 3 ER: 3 SO: 7 BB: 2 IBB: 0 HBP: 0 BLK: 0 WP: 0 HR: 2 S: 46 P: 54 ERA: 3.00 WHIP: 1.000															PITCHER				

AB	32
R	3
H	7
RBI	3
BB	2
SO	7
LOB	10



Batter	1	2	3	4	5	6	7	8	9	AB	R	H	RBI	BB	SO	LOB	BOTTOM			
Bobby Bonds, R OBP: 0.326, SLG: 0.383 (1, 9)	0-0 HR	4-0 E 1B BB		0-0 E5 1B S			0-0 SH3-4 1B	0-3 K		4	3	2	1	1	1	2	Cincinnati Reds @ San Francisco Giants Candlestick Park, San Francisco, CA Mon Apr 28 1969, 6:33 AM EDT Att: 2,766 - Unknown			
Ron Hunt, R OBP: 0.333, SLG: 0.232 (1, 4)	0-0 BB BB 1B	0-0 F2		0-0 1-H 1B			0-0 SH3-4 1-2			3	1	2	1	0	0	1				
Willie Mays, R OBP: 0.408, SLG: 0.515 (1, 8)	0-0 F8	0-0 3-H 1B			0-0 F7		0-0 F2			4	0	1	1	0	0	2				
Willie McCovey, L OBP: 0.464, SLG: 0.797 (1, 3)	4-0 BB BB BB 1-2	0-3 K			0-3 K		4-0 IBB			2	0	0	0	2	2	1				
Jack Hiatt, R OBP: 0.349, SLG: 0.571 (1, 2)	0-0 F3		0-0 E6 G6-4-3		4-0 FC6-4 BB		0-3 K			3	0	0	0	1	1	4				
Jim Ray Hart, R OBP: 0.311, SLG: 0.291 (1, 7)	4-0 BB		0-0 G6-4-3		0-0 FC6-4			0-0 SH1-4 1B		2	0	0	0	1	0	2				
Dave Marshall, L OBP: 0.412, SLG: 0.433 (8, PH)	1-2 2-3 BB		0-0 K		0-0 K			0-0 SH1-4 1B		1	0	1	0	0	0	0				
Jim Davenport, R OBP: 0.333, SLG: 0.372 (1, 5)	4-0 FC4-6 BB		0-3 K			0-3 K		0-0 SH1-4 1B		3	0	1	1	1	2	0				
Hal Lanier, R OBP: 0.229, SLG: 0.197 (1, 6)	0-0 FC4-6			0-0 G3		0-0 G3		0-0 SH1-4		3	0	0	0	0	0	3				
Gaylord Perry, R OBP: 0.133, SLG: 0.133 (1, 1)		0-3 K		0-0 4-3		0-0 F4		0-0 1-6-3		4	0	0	0	0	1	2				
Inning Stats	R: 2 E: 0 K: 0 S: 5	H: 2 LOB: 3 BB: 3 P: 17	R: 1 E: 1 K: 2 S: 8	H: 1 LOB: 1 BB: 1 P: 12	R: 0 E: 1 K: 1 S: 5	H: 0 LOB: 0 BB: 0 P: 5	R: 1 E: 1 K: 0 S: 4	H: 1 LOB: 1 BB: 0 P: 4	R: 0 E: 0 K: 1 S: 5	H: 0 LOB: 0 BB: 1 P: 9	R: 0 E: 0 K: 1 S: 6	H: 1 LOB: 2 BB: 1 P: 10	R: 0 E: 0 K: 1 S: 7	H: 2 LOB: 2 BB: 0 P: 7	R: 0 E: 0 K: 1 S: 7	H: 2 LOB: 2 BB: 0 P: 7	1B: 6 2B: 0 3B: 0 HR: 1	SF: 0 SAC: 2 DP: 1 HBP: 0	WP: 0 PB: 0 SB: 1 CS: 0	PA: 37
PITCHER Tony Cloninger, R ERA: 4.57 (1, 1)	IP: 6.0 WLS: L BF: 27 H: 4 R: 4 ER: 4 SO: 5 BB: 5 IBB: 0 HBP: 0 BLK: 0 WP: 0 HR: 1 S: 32 P: 52 ERA: 3.00 WHIP: 1.500															PITCHER				
Clay Carroll, R ERA: 2.89 (7, 1)	IP: 2.0 WLS: L BF: 10 H: 3 R: 0 ER: 0 SO: 2 BB: 0 IBB: 1 HBP: 0 BLK: 0 WP: 0 HR: 0 S: 13 P: 17 ERA: 0.00 WHIP: 1.500															PITCHER				

AB	29
R	4
H	7
RBI	4
BB	6
SO	7
LOB	17



Batter	1	2	3	4	5	6	7	8	9	10	11	12	13	AB	R	H	RBI	BB	SO	LOB	TOP							
Pete Rose, S OBP: 0.411, SLG: 0.506 (1, 8)	G3																				4	0	0	0	2	0	2	
Bobby Tolan, L OBP: 0.306, SLG: 0.465 (1, 9)	F8																				6	0	2	2	0	0	2	
Alex Johnson, R OBP: 0.329, SLG: 0.531 Ted Savage, R OBP: 0.600, SLG: 0.600 (1, 7) (10, 7)	F8																				4	0	0	0	0	0	5	
Tony Perez, R OBP: 0.368, SLG: 0.550 (1, 5)																					6	0	0	0	0	1	3	
Johnny Bench, R OBP: 0.291, SLG: 0.458 (1, 2)																					4	0	0	0	2	1	0	
Lee May, R OBP: 0.306, SLG: 0.392 (1, 3)																					6	1	1	0	0	2	3	
Tommy Helms, R OBP: 0.368, SLG: 0.377 (1, 4)																					6	0	5	1	0	0	0	
Darrel Chaney, S OBP: 0.302, SLG: 0.270 (1, 6)																					5	2	1	0	0	1	3	
Jack Fisher, R Jimmy Stewart, S Wayne Granger, R Fred Whitfield, R Woody Woodensort, R Clay Carroll, R Jim Beauchamp, R George Culver, R (1, 1) (7, PH) (7, 1) (8, PH) (8, 1) (8, 1) (11, PH) (11, 1)																					2	0	0	0	0	1	2	
Inning Stats	R: 0 E: 0 K: 0 S: 3	H: 0 LOB: 0 BB: 0 P: 3	R: 0 E: 0 K: 2 S: 7	H: 0 LOB: 0 BB: 7 P: 7	R: 1 E: 0 K: 0 S: 5	H: 3 LOB: 2 BB: 1 P: 9	R: 1 E: 0 K: 0 S: 5	H: 2 LOB: 1 BB: 0 P: 5	R: 0 E: 0 K: 1 S: 5	H: 0 LOB: 0 BB: 0 P: 5	R: 0 E: 1 K: 0 S: 2	H: 0 LOB: 1 BB: 1 P: 7	R: 0 E: 0 K: 0 S: 4	H: 1 LOB: 2 BB: 1 P: 8	R: 0 E: 0 K: 0 S: 3	H: 0 LOB: 1 BB: 1 P: 7	R: 1 E: 0 K: 0 S: 6	H: 3 LOB: 2 BB: 0 P: 6	R: 0 E: 0 K: 1 S: 5	H: 0 LOB: 0 BB: 0 P: 5	R: 0 E: 1 K: 0 S: 4	H: 1 LOB: 1 BB: 0 P: 4	R: 0 E: 0 K: 1 S: 6	H: 1 LOB: 1 BB: 0 P: 6	1B: 10 2B: 1 3B: 0 HR: 0	SF: 0 SAC: 1 DP: 3 HBP: 1	WP: 0 PB: 1 SB: 0 CS: 0	PA: 53
PITCHER	IP	WLS	BF	H	R	ER	SO	BB	IBB	HBP	BLK	WP	HR	S	P	ERA	WHIP											
Bobby Bolin, R ERA: 4.55 (1, 1)	6.2		28	6	2	1	3	2	1	1	0	0	0	30	43	1.35	1.200											
Joe Gibbon, L ERA: (7, 1)	1.1		5	0	0	0	0	1	0	0	0	0	0	4	8	0.00	0.750											
Frank Linzy, R ERA: 3.24 (9, 1)	5.0	W	20	5	1	1	3	0	0	0	0	0	0	26	26	1.80	1.000											
Batter	1	2	3	4	5	6	7	8	9	10	11	12	13	AB	R	H	RBI	BB	SO	LOB	BOTTOM							
Bobby Bonds, R OBP: 0.364, SLG: 0.432 (1, 9)	K																				7	2	4	3	0	2	0	
Ron Hunt, R OBP: 0.375, SLG: 0.241 (1, 4)	5-3																				2	0	1	0	1	0	0	
Wille Mays, R OBP: 0.402, SLG: 0.500 (1, 8)	F3																				6	0	2	0	0	0	5	
Wille McCovey, L OBP: 0.466, SLG: 0.754 (1, 3)																					5	0	1	1	1	0	2	
Jack Hlatt, R OBP: 0.182, SLG: 0.584 Cesar Gutierrez, R OBP: 0.423, SLG: 0.300 (9, PH) (10, 5)	F8																				4	0	1	0	0	0	2	
Dave Marshall, L OBP: 0.375, SLG: 0.371 (1, 7)	F9																				5	0	0	0	1	0	3	
Jim Davenport, R OBP: 0.314, SLG: 0.348 Bob Burns, L OBP: 0.250, SLG: 0.250 Bob Barton, R (10, 2)																					3	0	0	0	0	0	0	
Hal Lanier, R OBP: 0.237, SLG: 0.208 (1, 6)																					6	1	2	0	0	1	2	
Bobby Bolin, R OBP: 0.182, SLG: 0.200 Joe Gibbon, R (7, 1)																					2	0	0	0	0	0	0	
Don Mason, L OBP: 0.385, SLG: 0.364 Frank Linzy, R (9, 1)																					1	1	1	0	0	0	0	
Bobby Etheridge, R OBP: 0.300, SLG: 0.330 (13, PH)																					1	0	0	0	0	0	1	
Inning Stats	R: 0 E: 0 K: 1 S: 5	H: 0 LOB: 0 BB: 0 P: 5	R: 0 E: 0 K: 0 S: 3	H: 0 LOB: 0 BB: 0 P: 3	R: 1 E: 1 K: 0 S: 5	H: 3 LOB: 1 BB: 0 P: 5	R: 0 E: 0 K: 1 S: 5	H: 0 LOB: 0 BB: 0 P: 5	R: 0 E: 0 K: 0 S: 3	H: 1 LOB: 1 BB: 1 P: 4	R: 0 E: 0 K: 0 S: 3	H: 0 LOB: 0 BB: 0 P: 3	R: 2 E: 0 K: 0 S: 5	H: 2 LOB: 1 BB: 0 P: 6	R: 0 E: 0 K: 0 S: 4	H: 1 LOB: 2 BB: 1 P: 8	R: 0 E: 0 K: 1 S: 6	H: 1 LOB: 3 BB: 2 P: 14	R: 0 E: 0 K: 1 S: 6	H: 1 LOB: 1 BB: 0 P: 6	R: 0 E: 0 K: 0 S: 4	H: 1 LOB: 1 BB: 1 P: 9	R: 1 E: 0 K: 0 S: 4	H: 2 LOB: 1 BB: 0 P: 4	1B: 10 2B: 2 3B: 0 HR: 1	SF: 0 SAC: 0 DP: 2 HBP: 3	WP: 1 PB: 0 SB: 0 CS: 0	PA: 55
PITCHER	IP	WLS	BF	H	R	ER	SO	BB	IBB	HBP	BLK	WP	HR	S	P	ERA	WHIP											
Jack Fisher, R ERA: 1.08 (1, 1)	6.0		21	4	1	0	2	0	0	1	0	0	0	24	25	0.00	0.667											
Wayne Granger, R ERA: 3.8 (7, 1)	2.0		9	2	2	2	0	0	0	1	0	0	1	8	9	9.00	1.000											
Clay Carroll, R ERA: 2.01 (9, 1)	2.0		11	2	0	0	1	1	2	0	0	0	0	10	22	0.00	1.500											
George Culver, R ERA: 3.86 (11, 1)	2.2	L	14	4	1	1	1	1	0	1	0	1	0	14	19	3.38	1.875											

Cincinnati Reds @ San Francisco Giants
Candlestick Park, San Francisco, CA
Tue Apr 29 1969, 6:33 AM EDT
Att. 3,247 - Unknown

AB 47
R 3
H 11
RBI 3
BB 4
SO 6
LOB 21



BOTTOM

Cincinnati Reds @ San Francisco Giants
Candlestick Park, San Francisco, CA
Tue Apr 29 1969, 6:33 AM EDT
Att. 3,247 - Unknown

AB 48
R 4
H 12
RBI 4
BB 4
SO 4
LOB 21



Batter	1	2	3	4	5	6	7	8	9	AB	R	H	RBI	BB	SO	LOB	TOP		
Willie Crawford, L (1,7) OBP: 0.315, SLG: 0.350	0-3 K			4-0 BB		0-3 K			0-0 1-3	3	0	0	0	1	2	2	Los Angeles Dodgers @ San Francisco Giants Candlestick Park, San Francisco, CA Wed Apr 30 1969, 10:05 PM EDT Att: 14,129 - Unknown livebaseballscorecards.com		
Willie Davis, L (1,8) OBP: 0.308, SLG: 0.250	0-3 K		0-0 G1-6-3		0-0 F8				0-0 6-3	4	0	0	0	0	1	3			
Ron Fairly, L (1,3) OBP: 0.278, SLG: 0.250	0-0 G3		0-0 6-3		0-0 G3				0-0 F8	4	0	0	0	0	0	2			
Andy Kosco, R (1,9) OBP: 0.309, SLG: 0.449		0-0 F8			0-0 F4				0-0 F7	3	0	0	0	0	0	0			
Tom Haller, L (1,2) OBP: 0.385, SLG: 0.394		0-0 F5			4-0 BB				0-0 F6	2	0	0	0	1	0	0			
Bill Sudakis, S (1,5) OBP: 0.330, SLG: 0.420		0-3 K			0-3 K				0-0 1-3	3	0	0	0	0	2	1			
Ted Sizemore, R (1,4) OBP: 0.366, SLG: 0.360			0-0 F4		0-0 F9				0-0 6-3	3	0	0	0	0	0	1			
Paul Popovich, S (1,6) OBP: 0.286, SLG: 0.263			0-0 P6-3			0-0 1B			0-0 P8	3	0	1	0	0	0	0			
Bill Singer, R (1,1) OBP: 0.176, SLG: 0.176			0-0 6-3			0-0 1B			0-3 K	2	0	1	0	0	0	0			
Wes Parker, S (8,PH) OBP: 0.412, SLG: 0.600						1-2 1B				1	0	0	0	0	1	0			
Al McBean, R (8,1) OBP: 0.333, SLG: 0.333										0	0	0	0	0	0	0			
Inning Stats	R: 0 H: 0 E: 0 K: 2 S: 7	H: 0 LOB: 0 BB: 0 P: 7	R: 0 H: 0 E: 0 K: 1 S: 5	H: 0 LOB: 0 BB: 0 P: 5	R: 0 H: 0 E: 0 K: 0 S: 3	H: 0 LOB: 0 BB: 0 P: 3	R: 0 H: 0 E: 0 K: 1 S: 2	H: 0 LOB: 1 BB: 1 P: 6	R: 0 H: 2 E: 0 K: 1 S: 5	H: 0 LOB: 0 BB: 0 P: 7	R: 0 H: 0 E: 0 K: 0 S: 3	H: 0 LOB: 0 BB: 0 P: 3	R: 0 H: 0 E: 0 K: 1 S: 5	H: 0 LOB: 0 BB: 0 P: 5	R: 0 H: 0 E: 0 K: 0 S: 3	H: 0 LOB: 0 BB: 0 P: 3	1B: 2 2B: 0 3B: 0 HR: 0	SF: 0 SAC: 0 DP: 1 HBP: 0	WP: 0 PA: 30 PB: 0 SB: 0 CS: 0
PITCHER Juan Marichal, R (1,1) ERA: 1.74	IP: 9.0 WLS: W BF: 30 H: 2 R: 0 ER: 0 SO: 6 BB: 2 IBB: 0 HBP: 0 BLK: 0 WP: 0 HR: 0 S: 40 P: 48 ERA: 0.00 WHIP: 0.444																		

Batter	1	2	3	4	5	6	7	8	9	AB	R	H	RBI	BB	SO	LOB	BOTTOM		
Bobby Bonds, R (1,9) OBP: 0.343, SLG: 0.422	0-3 K		0-0 F8			1-0 E 1B HBP			0-0 P6-3 1B E	2	0	0	0	0	1	0	Los Angeles Dodgers @ San Francisco Giants Candlestick Park, San Francisco, CA Wed Apr 30 1969, 10:05 PM EDT Att: 14,129 - Unknown livebaseballscorecards.com		
Frank Johnson, R (6,FR) OBP: 0.333, SLG: 0.333									0-0 F9	4	0	0	0	0	0	2			
Don Mason, L (1,4) OBP: 0.333, SLG: 0.308	0-0 5-3			0-0 F5		0-0 E3 1B			0-0 F9	4	0	0	0	0	0	2			
Willie Mays, R (1,8) OBP: 0.407, SLG: 0.500	0-3 K			0-3 K		0-0 1B			0-0 E P6-3 1B	4	0	2	1	0	2	0			
Willie McCovey, L (1,3) OBP: 0.447, SLG: 0.726		0-0 1B		0-0 F4		0-0 F5			0-0 P6-3	4	0	1	0	0	0	4			
Jack Hiatt, R (1,2) OBP: 0.333, SLG: 0.535		0-0 F9			0-0 F3				0-0 E5	4	1	1	0	0	0	2			
Dave Marshall, L (1,7) OBP: 0.341, SLG: 0.333		0-3 K			0-3 K				0-3 K	4	0	0	0	0	3	4			
Jim Davenport, R (1,5) OBP: 0.315, SLG: 0.388		0-3 K			0-0 F7				0-0 3B	3	0	1	1	0	1	1			
Hal Lanier, R (1,6) OBP: 0.228, SLG: 0.200			0-0 1-3			0-0 F8			0-0 F4	3	0	0	0	0	0	1			
Juan Marichal, R (1,1) OBP: 0.235, SLG: 0.353			0-0 1-3			0-0 F8			0-0 P6-3	3	0	0	0	0	0	1			
Inning Stats	R: 0 H: 0 E: 0 K: 2 S: 7	H: 1 LOB: 0 BB: 0 P: 8	R: 0 H: 0 E: 0 K: 0 S: 3	H: 0 LOB: 0 BB: 0 P: 3	R: 0 H: 0 E: 0 K: 1 S: 5	H: 0 LOB: 0 BB: 0 P: 5	R: 1 H: 1 E: 1 K: 0 S: 5	H: 1 LOB: 2 BB: 0 P: 6	R: 1 H: 2 E: 0 K: 0 S: 5	H: 2 LOB: 1 BB: 0 P: 5	R: 1 H: 2 E: 1 K: 1 S: 8	H: 2 LOB: 2 BB: 0 P: 8	R: 1 H: 2 E: 1 K: 1 S: 8	H: 2 LOB: 2 BB: 0 P: 8	R: 1 H: 2 E: 1 K: 1 S: 8	H: 2 LOB: 2 BB: 0 P: 8	1B: 5 2B: 0 3B: 1 HR: 0	SF: 0 SAC: 0 DP: 0 HBP: 1	WP: 0 PA: 33 PB: 0 SB: 0 CS: 0
PITCHER Bill Singer, R (1,1) ERA: 1.47	IP: 7.0 WLS: L BF: 27 H: 4 R: 2 ER: 1 SO: 6 BB: 0 IBB: 0 HBP: 1 BLK: 0 WP: 0 HR: 0 S: 38 P: 39 ERA: 1.29 WHIP: 0.571																		
Al McBean, R (8,1) ERA: 3.35	IP: 1.0 WLS: L BF: 6 H: 2 R: 1 ER: 0 SO: 1 BB: 0 IBB: 0 HBP: 0 BLK: 0 WP: 0 HR: 0 S: 8 P: 8 ERA: 0.00 WHIP: 2.000																		



Batter	1	2	3	4	5	6	7	8	9	AB R H RBI BB SO LOB	TOP											
Willie Davis, L (1,8) OBP: 0.389, SLG: 0.529	F8		1B		HR		F6		1B	5 1 3 1 0 0 1	Los Angeles Dodgers @ San Francisco Giants Candlestick Park, San Francisco, CA Thu May 01 1969, 6:33 AM EDT Att: 8,193 - Unknown livebaseballscorecards.com											
Bill Russell, R (1,9) OBP: 0.413, SLG: 0.426	K		K		E1 WP 1-3		G6-4-3		F9	5 0 0 0 0 2 5												
Wes Parker, S (1,3) OBP: 0.403, SLG: 0.578	F8			1B 1B	1-3				F4	4 1 1 0 0 0 1												
Andy Kosco, R (1,7) OBP: 0.306, SLG: 0.439		CS 1B		F8	5-3				4-3	4 0 1 0 0 0 2												
Bill Sudakis, S (1,5) OBP: 0.337, SLG: 0.459	F6			BB 1B			HR		F8	4 2 2 1 0 0 1												
Ted Sizemore, R (1,4) OBP: 0.372, SLG: 0.359	6-3			1B BB			6-3		1B 5-3 1B	3 1 1 0 1 0 0												
Tom Haller, L (1,2) OBP: 0.402, SLG: 0.406			FC4-6 HBP	1-2 2-H 3-H	1B		F4		1-3 1B	3 0 2 2 0 0 0												
Billy Grabarkewitz, R (1,6) OBP: 0.125, SLG: 0.194			FC4-6 1B SH3-4	G6-4-3			F2		5-3	4 0 0 1 0 0 3												
Don Sutton, R (1,1) OBP: 0.188, SLG: 0.188			SH3-4		F8		G6-4-3 1B		1B 1B	3 0 2 0 0 0 0												
Inning Stats	R: 0 E: 0 K: 1 S: 5	H: 0 LOB: 0 BB: 0 P: 5	R: 0 E: 0 K: 0 S: 3	H: 1 LOB: 0 BB: 0 P: 3	R: 0 E: 0 K: 1 S: 6	H: 1 LOB: 2 BB: 0 P: 7	R: 2 E: 0 K: 0 S: 5	H: 3 LOB: 1 BB: 1 P: 9	R: 1 E: 1 K: 0 S: 5	H: 1 LOB: 1 BB: 0 P: 5	R: 1 E: 0 K: 0 S: 4	H: 1 LOB: 0 BB: 0 P: 4	R: 0 E: 0 K: 0 S: 3	H: 0 LOB: 0 BB: 0 P: 3	R: 0 E: 0 K: 0 S: 3	H: 0 LOB: 0 BB: 0 P: 3	R: 1 E: 0 K: 0 S: 6	H: 4 LOB: 2 BB: 0 P: 6	1B: 10 2B: 0 3B: 0 HR: 2	SF: 0 SAC: 1 DP: 2 HBP: 1	WP: 1 PB: 0 SB: 0 CS: 1	PA: 38
PITCHER	IP WLS BF H R ER SO BB IBB HBP BLK WP HR S P ERA WHIP											PITCHER	IP WLS BF H R ER SO BB IBB HBP BLK WP HR S P ERA WHIP									
Ray Sadecki, L (1,1) ERA: 2.76	6.0 L 26 7 4 4 2 1 0 1 0 0 1 2 28 33 6.00 1.333																					
Ron Herbel, R (7,1) ERA: 0.9	2.0 6 1 0 0 0 0 0 0 0 0 0 0 6 6 0.00 0.500																					
Mike McCormick, L (9,1) ERA: 4.15	1.0 6 4 1 1 0 0 0 0 0 0 0 0 6 6 9.00 4.000																					

Batter	1	2	3	4	5	6	7	8	9	AB R H RBI BB SO LOB	BOTTOM							
Frank Johnson, R (1,8) OBP: 0.143, SLG: 0.143	1-3		F8			5-3			F9	4 0 0 0 0 0 0	Los Angeles Dodgers @ San Francisco Giants Candlestick Park, San Francisco, CA Thu May 01 1969, 6:33 AM EDT Att: 8,193 - Unknown livebaseballscorecards.com							
Don Mason, L (1,4) OBP: 0.324, SLG: 0.276	FC4-6 BB		3-1			K			F9	3 0 0 0 1 1 0								
Dave Marshall, L (1,7) OBP: 0.313, SLG: 0.302	FC4-6 BB				F7		K		K	4 0 0 0 0 2 1								
Willie McCovey, L (1,3) OBP: 0.443, SLG: 0.707					G3		E4 G6-4-3			2 0 0 0 1 0 0								
Jack Hiatt, R (1,2) OBP: 0.315, SLG: 0.500	F3				K		G6-4-3			3 0 0 0 0 1 3								
Bob Burda, L (1,9) OBP: 0.182, SLG: 0.182		F4			K				K	3 0 0 0 0 2 0								
Jim Davenport, R (1,5) OBP: 0.316, SLG: 0.404		F9			F7				2B	3 0 1 0 0 0 0								
Hal Lanier, R (1,6) OBP: 0.220, SLG: 0.192		F6			F8				F4	3 0 0 0 0 0 1								
Ray Sadecki, L (1,1) ERA: 2.76						F4			K	1 0 0 0 0 1 0								
Bobby Etheridge, R (6,PH) OBP: 0.273, SLG: 0.300										1 0 0 0 0 0 0								
Ron Herbel, R (7,1) ERA: 0.9										0 0 0 0 0 0 0								
Willie Mays, R (8,PH) OBP: 0.402, SLG: 0.494										1 0 0 0 0 1 1								
Mike McCormick, L (9,1) OBP: 0.500, SLG: 1.250										0 0 0 0 0 0 0								
Inning Stats	R: 0 E: 0 K: 0 S: 3	H: 0 LOB: 2 BB: 2 P: 11	R: 0 E: 0 K: 0 S: 3	H: 0 LOB: 0 BB: 0 P: 3	R: 0 E: 0 K: 1 S: 5	H: 0 LOB: 0 BB: 0 P: 5	R: 0 E: 0 K: 1 S: 5	H: 0 LOB: 0 BB: 0 P: 5	R: 0 E: 0 K: 1 S: 5	H: 0 LOB: 0 BB: 0 P: 5	R: 0 E: 0 K: 2 S: 8	H: 1 LOB: 1 BB: 0 P: 8	R: 0 E: 0 K: 1 S: 5	H: 0 LOB: 0 BB: 0 P: 5	1B: 0 2B: 1 3B: 0 HR: 0	SF: 0 SAC: 0 DP: 1 HBP: 0	WP: 0 PB: 0 SB: 0 CS: 0	PA: 30
PITCHER	IP WLS BF H R ER SO BB IBB HBP BLK WP HR S P ERA WHIP											PITCHER	IP WLS BF H R ER SO BB IBB HBP BLK WP HR S P ERA WHIP					
Don Sutton, R (1,1) ERA: 3.19	9.0 W 30 1 0 0 8 2 0 0 0 0 0 0 44 52 0.00 0.333																	

Batter	1	2	3	4	5	6	7	8	9	AB	R	H	RBI	BB	SO	LOB	TOP								
Dave Marshall, L OBP: 0.321, SLG: 0.298 (1, 9)										4	1	1	0	1	1	1	San Francisco Giants @ Houston Astros Astrodome, Houston, TX Fri May 02 1969, 8:05 PM EDT Att: 12,055 - Unknown								
Ron Hunt, R OBP: 0.351, SLG: 0.222 (1, 4)										5	0	0	0	0	1	3									
Willie Mays, R OBP: 0.429, SLG: 0.524 (1, 8)										3	0	3	1	1	0	0									
Willie McCovey, L OBP: 0.434, SLG: 0.688 (1, 3)										2	0	0	0	0	0	3									
Bob Burda, L OBP: 0.154, SLG: 0.154 (4, 3)										2	0	0	0	0	0	2									
Jack Hiatt, R OBP: 0.310, SLG: 0.469 (1, 2)										3	0	0	0	1	1	1									
Jim Ray Hart, R OBP: 0.308, SLG: 0.276 (1, 7)										3	0	0	0	1	3	1									
Bobby Etheridge, R OBP: 0.400, SLG: 0.385 (1, 5)										3	0	2	0	1	1	0									
Hal Lanier, R OBP: 0.212, SLG: 0.185 (1, 6)										3	0	0	0	0	1	5									
Cesar Gutierrez, R OBP: 0.407, SLG: 0.286 (8, PH)										1	0	0	0	0	0	1									
Gaylord Perry, R OBP: 0.167, SLG: 0.167 (1, 1)										3	0	1	0	0	0	3									
Don Mason, L OBP: 0.314, SLG: 0.267 (9, PH)										1	0	0	0	0	0	0									
Inning Stats	R: 0 E: 0 K: 0 S: 3	H: 1 LOB: 1 BB: 1 P: 7	R: 0 E: 0 K: 3 S: 9	H: 0 LOB: 0 BB: 0 P: 9	R: 0 E: 0 K: 1 S: 6	H: 1 LOB: 1 BB: 0 P: 6	R: 0 E: 0 K: 1 S: 6	H: 1 LOB: 3 BB: 2 P: 14	R: 1 E: 0 K: 0 S: 4	H: 1 LOB: 1 BB: 1 P: 8	R: 0 E: 1 K: 1 S: 6	H: 1 LOB: 2 BB: 1 P: 10	R: 0 E: 0 K: 1 S: 6	H: 1 LOB: 1 BB: 0 P: 6	R: 0 E: 0 K: 0 S: 6	H: 1 LOB: 1 BB: 0 P: 6	R: 0 E: 0 K: 0 S: 3	H: 0 LOB: 0 BB: 0 P: 3	1B: 6 2B: 1 3B: 0 HR: 0	SF: 0 SAC: 0 DP: 2 HBP: 0	WP: 0 PB: 0 SB: 0 CS: 0	PA: 38			
PITCHER	IP	WLS	BF	H	R	ER	SO	BB	IBB	HBP	BLK	WP	HR	S	P	ERA	WHIP								
Tom Griffin, R ERA: 2.55 (1, 1)	4.1		19	3	1	1	5	4	0	0	0	0	0	25	41	2.08	1.615								
Jack Billingham, R ERA: 3.75 (5, 1)	4.2	W	19	4	0	0	3	1	0	0	0	0	0	24	28	0.00	1.071								


Batter	1	2	3	4	5	6	7	8	9	AB	R	H	RBI	BB	SO	LOB	BOTTOM								
Joe Morgan, L OBP: 0.379, SLG: 0.313 (1, 4)										4	1	2	0	0	0	0	San Francisco Giants @ Houston Astros Astrodome, Houston, TX Fri May 02 1969, 8:05 PM EDT Att: 12,055 - Unknown								
Norm Miller, L OBP: 0.376, SLG: 0.328 (1, 9)										4	0	2	0	0	1	1									
Jimmy Wynn, R OBP: 0.310, SLG: 0.438 (1, 8)										4	2	2	3	0	1	1									
Doug Rader, R OBP: 0.298, SLG: 0.340 (1, 5)										2	0	0	0	1	0	1									
Denis Menke, R OBP: 0.443, SLG: 0.460 (1, 6)										3	0	0	0	0	1	1									
Curt Blefary, L OBP: 0.343, SLG: 0.315 (1, 3)										2	0	0	0	1	0	0									
Jesus Alou, R OBP: 0.202, SLG: 0.250 (1, 7)										3	0	0	0	0	1	2									
Don Bryant, R OBP: 0.222, SLG: 0.222 (1, 2)										3	0	0	0	0	1	0									
Tom Griffin, R ERA: 3.14 (1, 1)										1	0	0	0	0	1	0									
Jack Billingham, R ERA: 3.75 (5, 1)										2	0	0	0	0	0	0									
Inning Stats	R: 2 E: 0 K: 2 S: 9	H: 2 LOB: 2 BB: 2 P: 17	R: 0 E: 0 K: 1 S: 5	H: 0 LOB: 0 BB: 0 P: 5	R: 0 E: 0 K: 1 S: 5	H: 1 LOB: 0 BB: 0 P: 5	R: 0 E: 0 K: 1 S: 5	H: 0 LOB: 0 BB: 0 P: 5	R: 0 E: 0 K: 0 S: 4	H: 2 LOB: 2 BB: 0 P: 6	R: 1 E: 0 K: 0 S: 4	H: 1 LOB: 0 BB: 0 P: 4	R: 0 E: 0 K: 0 S: 3	H: 0 LOB: 0 BB: 0 P: 3	R: 0 E: 0 K: 0 S: 3	H: 0 LOB: 0 BB: 0 P: 3	1B: 4 2B: 0 3B: 0 HR: 2	SF: 0 SAC: 0 DP: 1 HBP: 0	WP: 0 PB: 0 SB: 1 CS: 0	PA: 30					
PITCHER	IP	WLS	BF	H	R	ER	SO	BB	IBB	HBP	BLK	WP	HR	S	P	ERA	WHIP								
Gaylord Perry, R ERA: 3.14 (1, 1)	8.0	L	30	6	3	3	6	2	0	0	0	0	2	40	48	3.38	1.000								

Batter	1	2	3	4	5	6	7	8	9	AB	R	H	RBI	BB	SO	LOB	TOP				
Ron Hunt, R OBP: 0.341, SLG: 0.209 (1, 4)										4	0	0	0	1	0	1	San Francisco Giants @ Houston Astros Astrodome, Houston, TX Sat May 03 1969, 4:33 AM EDT Att: 17,624 - Unknown				
Bob Burda, L OBP: 0.222, SLG: 0.333 (1, 3)										5	0	2	0	0	0	1					
Dave Marshall, L OBP: 0.333, SLG: 0.314 (1, 9)										4	0	2	0	0	1	1					
Willie Mays, R OBP: 0.411, SLG: 0.500 (1, 8)										4	0	0	0	0	0	4					
Dick Dietz, R OBP: 0.268, SLG: 0.297 (1, 2)										3	0	0	0	1	0	2					
Jim Ray Hart, R OBP: 0.319, SLG: 0.279 (1, 7)										3	1	1	0	1	0	0					
Bobby Etheridge, R OBP: 0.421, SLG: 0.375 (1, 5)										3	2	1	0	1	2	2					
Hal Lanier, R OBP: 0.216, SLG: 0.214 (9, PH)										3	0	1	1	0	1	2					
Willie McCovey, L OBP: 0.450, SLG: 0.679 (9, PR)										1	0	0	0	0	0	1					
Bobby Bonds, R OBP: 0.343, SLG: 0.422 (9, PR)										2	0	0	0	0	0	3					
Bobby Bolin, R OBP: 0.154, SLG: 0.167 (5, 1)										0	0	0	0	0	0	0					
Ron Fickett, K (5, 1)										0	0	0	0	0	0	0					
Joe Gibbon, R (5, 1)										0	0	0	0	0	0	0					
Don Mason, L OBP: 0.333, SLG: 0.200 (7, PH)										1	0	1	0	0	0	0					
Rich Robertson, R (7, 1)										0	0	0	0	0	0	0					
Jim Davenport, R OBP: 0.310, SLG: 0.390 (9, PH)										1	0	0	0	0	0	1					
Inning Stats	R: 0 E: 0 K: 0 S: 4	H: 1 LOB: 1 BB: 0 P: 4	R: 1 E: 0 K: 1 S: 7	H: 2 LOB: 1 BB: 0 P: 7	R: 0 E: 0 K: 0 S: 4	H: 1 LOB: 1 BB: 0 P: 4	R: 0 E: 0 K: 2 S: 7	H: 0 LOB: 2 BB: 2 P: 15	R: 0 E: 0 K: 1 S: 5	H: 0 LOB: 0 BB: 0 P: 5	R: 0 E: 0 K: 0 S: 3	H: 0 LOB: 0 BB: 0 P: 3	R: 0 E: 0 K: 2 S: 8	H: 1 LOB: 1 BB: 0 P: 8	R: 0 E: 0 K: 0 S: 4	H: 2 LOB: 1 BB: 0 P: 4	R: 2 E: 1 K: 0 S: 4	H: 1 LOB: 1 BB: 2 P: 12	1B: 5 2B: 2 3B: 1 HR: 0	SF: 0 SAC: 0 DP: 2 HBP: 0	WP: 0 PA: 38 PB: 0 SB: 0 CS: 0
PITCHER	IP WLS BF H R ER SO BB IBB HBP BLK WP HR S P ERA WHIP																				
Larry Dierker, R ERA: 3.22 (1, 1)	8.0 W 34	H 8 R 3 ER 1 SO 6	BB 3 IBB 0 HBP 0 BLK 0	WP 0 HR 0 S 43 P 55	ERA 1.12 WHIP 1.375																
Skip Guinn, L ERA: 7.94 (9, 1)	0.0	1 0 0 0 0 0	0 0 0 0 0 0	0 0 1 1	∞ ∞																
Fred Gladding, R ERA: 2.0 (9, 1)	1.0 S 3	0 0 0 0 0 0	1 0 0 0 0 0	0 0 2 6	0.00 1.000																

AB	34
R	3
H	8
RBI	1
BB	4
SO	6
LOB	18



Batter	1	2	3	4	5	6	7	8	9	AB	R	H	RBI	BB	SO	LOB	BOTTOM				
Joe Morgan, L OBP: 0.372, SLG: 0.307 (1, 4)										5	0	1	0	0	0	2	San Francisco Giants @ Houston Astros Astrodome, Houston, TX Sat May 03 1969, 4:33 AM EDT Att: 17,624 - Unknown				
Norm Miller, L OBP: 0.385, SLG: 0.328 (1, 9)										3	1	1	0	1	0	1					
Jimmy Wynn, R OBP: 0.308, SLG: 0.422 (1, 8)										3	0	0	0	1	2	2					
Doug Rader, R OBP: 0.296, SLG: 0.337 (1, 5)										4	0	1	1	0	1	1					
Denis Menke, R OBP: 0.445, SLG: 0.449 (1, 6)										2	1	0	0	2	1	2					
Curt Blefary, L OBP: 0.346, SLG: 0.323 (1, 3)										4	0	2	0	0	1	2					
Jesus Alou, R OBP: 0.222, SLG: 0.272 (1, 7)										3	1	2	1	0	0	0					
Gary Geiger, L OBP: 0.235, SLG: 0.143 (6, PR) (9, 7)										0	0	0	0	0	0	0					
Don Bryant, R OBP: 0.227, SLG: 0.364 (1, 2)										4	1	1	2	0	2	5					
Johnny Edwards, L OBP: 0.194, SLG: 0.141 (9, 2)										0	0	0	0	0	0	0					
Larry Dierker, R OBP: 0.222, SLG: 0.278 (1, 1)										4	0	0	0	0	0	5					
Skip Guinn, R (9, 1)										0	0	0	0	0	0	0					
Fred Gladding, L (9, 1)										0	0	0	0	0	0	0					
Inning Stats	R: 0 E: 0 K: 1 S: 5	H: 0 LOB: 0 BB: 0 P: 5	R: 0 E: 0 K: 3 S: 9	H: 0 LOB: 0 BB: 0 P: 9	R: 2 E: 0 K: 0 S: 6	H: 3 LOB: 1 BB: 0 P: 6	R: 0 E: 0 K: 1 S: 6	H: 1 LOB: 3 BB: 1 P: 11	R: 1 E: 0 K: 0 S: 4	H: 1 LOB: 2 BB: 2 P: 12	R: 0 E: 0 K: 0 S: 3	H: 0 LOB: 0 BB: 0 P: 3	R: 0 E: 1 K: 1 S: 6	H: 1 LOB: 1 BB: 0 P: 6	R: 1 E: 0 K: 1 S: 7	H: 2 LOB: 2 BB: 1 P: 11	1B: 6 2B: 1 3B: 0 HR: 1	SF: 0 SAC: 0 DP: 0 HBP: 1	WP: 1 PA: 37 PB: 0 SB: 0 CS: 0		
PITCHER	IP WLS BF H R ER SO BB IBB HBP BLK WP HR S P ERA WHIP																				
Bobby Bolin, R ERA: 4.75 (1, 1)	4.1 L 22	H 5 R 3 ER 3 SO 5	BB 3 IBB 1 HBP 0 BLK 0	WP 1 HR 1 S 28 P 41	ERA 6.23 WHIP 1.846																
Ron Herbel, R ERA: 0.87 (5, 1)	0.1	1 0 0 0 0 0	0 0 0 0 0 0	0 0 1 1	0.00 0.000																
Joe Gibbon, L ERA: (5, 1)	1.1	4 0 0 0 0 0	0 0 0 0 0 0	0 0 4 4	0.00 0.000																
Rich Robertson, R ERA: 4.32 (7, 1)	2.0	10 3 1 1 2	1 0 0 0 0 0	0 0 13 17	4.50 2.000																



Batter	1	2	3	4	5	6	7	8	9	AB	R	H	RBI	BB	SO	LOB	TOP		
Frank Johnson, R OBP: 0.100, SLG: 0.100 Bob Burda, L OBP: 0.263, SLG: 0.368	K	F8			G4-3			G3-6		3	0	0	0	0	1	2	San Francisco Giants @ Houston Astros Astrodome, Houston, TX Sun May 04 1969, 4:33 AM EDT Att: 27,801 - Unknown		
Ron Hunt, R OBP: 0.337, SLG: 0.211	BB 1B		5-3		5-3			G3-6		4	1	1	0	0	0	1			
Willie Mays, R OBP: 0.414, SLG: 0.500	BB 1B							6-3		4	0	2	0	0	0	0			
Jack Hiatt, R OBP: 0.323, SLG: 0.462	BB 1B								K	3	0	1	0	1	2	0			
Dick Dietz, R OBP: 0.289, SLG: 0.325 Bobby Bonds, R OBP: 0.343, SLG: 0.422	BB 1B		G5-4-3						K	3	0	1	1	1	0	2			
Jim Ray Hart, R OBP: 0.329, SLG: 0.292	G6-4-3								1B	4	0	2	0	0	0	3			
Bobby Etheridge, R OBP: 0.364, SLG: 0.316		5-3			G6-4-3				SH1	3	0	0	0	0	0	3			
Hal Lanier, R OBP: 0.211, SLG: 0.209 Dave Marshall, L OBP: 0.345, SLG: 0.314 Cesar Gutierrez, R OBP: 0.407, SLG: 0.286	K				4-3					2	0	0	0	0	1	0			
Juan Marichal, R OBP: 0.300, SLG: 0.368									G4-6-3	0	0	0	0	1	0	0			
									G6-3	2	0	1	0	1	0	2			
Inning Stats	R: 1 E: 0 K: 1 S: 6	H: 2 LOB: 2 BB: 2 P: 14	R: 0 E: 0 K: 1 S: 5	H: 0 LOB: 1 BB: 1 P: 9	R: 0 E: 0 K: 0 S: 4	H: 2 LOB: 1 BB: 0 P: 4	R: 0 E: 0 K: 0 S: 3	H: 1 LOB: 0 BB: 0 P: 3	R: 0 E: 0 K: 0 S: 3	H: 0 LOB: 0 BB: 0 P: 5	R: 0 E: 1 K: 0 S: 3	H: 0 LOB: 1 BB: 1 P: 7	R: 0 E: 0 K: 0 S: 3	H: 1 LOB: 1 BB: 0 P: 3	R: 0 E: 0 K: 1 S: 6	H: 2 LOB: 1 BB: 0 P: 6	1B: 8 2B: 1 3B: 0 HR: 0	SF: 0 SAC: 1 DP: 7 HBP: 0	WP: 0 PA: 34 PB: 0 SB: 0 CS: 0
PITCHER	IP	WLS	BF	H	R	ER	SO	BB	IBB	HBP	BLK	WP	HR	S	P	ERA	WHIP		
Denny Lemaster, L ERA: 6.38	0.1		5	2	1	1	1	2	0	0	0	0	0	5	13	27.00	12.000		
Dooley Womack, R ERA: 0.79	6.0	W	21	4	0	0	2	2	0	0	0	0	0	23	31	0.00	1.000		
Fred Gladding, R ERA: 1.54	2.2	S	8	3	0	0	1	0	0	0	0	0	0	10	10	0.00	1.125		

Batter	1	2	3	4	5	6	7	8	9	AB	R	H	RBI	BB	SO	LOB	BOTTOM		
Joe Morgan, L OBP: 0.376, SLG: 0.337	4-3					K				3	1	1	1	1	1	0	San Francisco Giants @ Houston Astros Astrodome, Houston, TX Sun May 04 1969, 4:33 AM EDT Att: 27,801 - Unknown		
Norm Miller, L OBP: 0.366, SLG: 0.309	4-3		HR			K		BB		4	0	0	0	0	1	1			
Jimmy Wynn, R OBP: 0.298, SLG: 0.407	5-3					G1				3	0	0	0	0	0	0			
Doug Rader, R OBP: 0.306, SLG: 0.376					F9					3	2	2	0	0	0	0			
Denis Menke, R OBP: 0.446, SLG: 0.451						SH1-3				2	0	1	0	0	1	1			
Curt Blefary, L OBP: 0.356, SLG: 0.326						CS				2	0	1	1	1	0	0			
Gary Geiger, L OBP: 0.250, SLG: 0.176										3	0	1	0	0	1	1			
Don Bryant, R OBP: 0.200, SLG: 0.320										3	0	0	0	0	0	2			
Denny Lemaster, R OBP: 0.125, SLG: 0.250 Dooley Womack, L										0	0	0	0	0	0	0			
Fred Gladding, L										2	0	0	0	0	1	1			
										1	0	0	0	0	1	0			
Inning Stats	R: 0 E: 0 K: 0 S: 3	H: 0 LOB: 0 BB: 0 P: 3	R: 1 E: 0 K: 2 S: 8	H: 1 LOB: 0 BB: 0 P: 8	R: 1 E: 0 K: 1 S: 6	H: 1 LOB: 0 BB: 0 P: 6	R: 0 E: 0 K: 0 S: 3	H: 1 LOB: 0 BB: 0 P: 3	R: 0 E: 0 K: 0 S: 4	H: 2 LOB: 1 BB: 0 P: 4	R: 0 E: 0 K: 2 S: 7	H: 0 LOB: 0 BB: 0 P: 7	R: 1 E: 0 K: 0 S: 3	H: 1 LOB: 0 BB: 1 P: 7	R: 0 E: 0 K: 1 S: 5	H: 0 LOB: 1 BB: 1 P: 9	1B: 3 2B: 2 3B: 1 HR: 1	SF: 0 SAC: 1 DP: 1 HBP: 0	WP: 0 PA: 30 PB: 0 SB: 0 CS: 1
PITCHER	IP	WLS	BF	H	R	ER	SO	BB	IBB	HBP	BLK	WP	HR	S	P	ERA	WHIP		
Juan Marichal, R ERA: 1.98	8.0	L	29	6	3	3	6	2	0	0	0	0	1	39	47	3.38	1.000		

Batter	1	2	3	4	5	6	7	8	9	AB	R	H	RBI	BB	SO	LOB	TOP			
Bobby Bonds, R OBP: 0.340, SLG: 0.415 (1, 9)										4	0	1	0	0	1	0	San Francisco Giants @ St. Louis Cardinals Busch Stadium, St. Louis, MO Tue May 06 1969, 7:05 PM CDT Att: 17,442 - Unknown			
Ron Hunt, R OBP: 0.333, SLG: 0.213 (1, 4)										4	0	1	0	0	1	0				
Willie Mays, R OBP: 0.406, SLG: 0.489 Dave Marshall, L OBP: 0.333, SLG: 0.302 (1, 8) (4, 9)										2	0	0	0	0	2	0				
Willie McCovey, L OBP: 0.423, SLG: 0.659 (1, 3)										4	0	1	0	0	1	0				
Dick Dietz, R OBP: 0.306, SLG: 0.326 (1, 2)										3	0	1	0	1	1	0				
Jim Ray Hart, R OBP: 0.316, SLG: 0.279 (1, 7)										3	0	0	0	0	0	3				
Bobby Etheridge, R OBP: 0.360, SLG: 0.286 (1, 5)										2	0	0	0	1	2	1				
Hal Lanier, R OBP: 0.215, SLG: 0.213 (1, 6)										3	0	1	0	0	0	3				
Ray Sadecki, L (1, 1)										2	0	0	0	0	0	4				
Ron Herbel, R (7, 1)										0	0	0	0	0	0	0				
Don Mason, L OBP: 0.324, SLG: 0.281 (8, PH)										1	0	0	0	0	0	0				
Joe Gibbon, R (8, 1)										0	0	0	0	0	0	0				
Inning Stats	R: 0 E: 0 K: 2 S: 7	H: 0 LOB: 0 BB: 0 P: 7	R: 0 E: 0 K: 0 S: 5	H: 2 LOB: 3 BB: 1 P: 9	R: 0 E: 0 K: 1 S: 5	H: 0 LOB: 0 BB: 0 P: 5	R: 0 E: 0 K: 1 S: 5	H: 0 LOB: 1 BB: 0 P: 9	R: 0 E: 0 K: 0 S: 4	H: 3 LOB: 2 BB: 0 P: 4	R: 0 E: 0 K: 1 S: 5	H: 0 LOB: 0 BB: 0 P: 5	R: 0 E: 0 K: 1 S: 5	H: 0 LOB: 0 BB: 0 P: 5	R: 0 E: 0 K: 1 S: 5	H: 0 LOB: 0 BB: 0 P: 5	1B: 5 2B: 0 3B: 0 HR: 0	SF: 0 SAC: 0 DP: 0 HBP: 0	WP: 0 PB: 0 SB: 0 CS: 0	PA: 32
PITCHER Bob Gibson, R ERA: 1.94 (1, 1)	IP: 9.0 WLS: W BF: 32 H: 5 R: 0 ER: 0 SO: 8 BB: 2 IBB: 0 HBP: 0 BLK: 0 WP: 0 HR: 0 S: 46 P: 54 ERA: 0.00 WHIP: 0.778																			

livebaseballscores.com

AB 30
R 0
H 5
RBI 0
BB 2
SO 8
LOB 11



Batter	1	2	3	4	5	6	7	8	9	AB	R	H	RBI	BB	SO	LOB	BOTTOM			
Lou Brock, L OBP: 0.217, SLG: 0.319 (1, 7)										4	0	0	0	0	1	0	San Francisco Giants @ St. Louis Cardinals Busch Stadium, St. Louis, MO Tue May 06 1969, 7:05 PM CDT Att: 17,442 - Unknown			
Julian Javier, R OBP: 0.295, SLG: 0.333 (1, 4)										4	1	1	0	0	0	0				
Curt Flood, R OBP: 0.330, SLG: 0.337 (1, 8)										3	2	3	0	1	0	0				
Joe Torre, R OBP: 0.339, SLG: 0.465 (1, 3)										4	0	1	1	0	0	4				
Mike Shannon, R OBP: 0.275, SLG: 0.352 (1, 5)										4	0	1	1	0	0	1				
Tim McCarver, L OBP: 0.358, SLG: 0.398 (1, 2)										4	0	3	1	0	0	0				
Jim Hicks, R OBP: 0.167, SLG: 0.273 (1, 9)										3	0	0	0	1	1	5				
Dal Maxvill, R OBP: 0.316, SLG: 0.272 (1, 6)										4	0	0	0	0	1	4				
Bob Gibson, R OBP: 0.211, SLG: 0.263 (1, 1)										3	0	0	0	0	1	0				
Inning Stats	R: 2 E: 1 K: 2 S: 11	H: 3 LOB: 2 BB: 0 P: 11	R: 0 E: 0 K: 1 S: 5	H: 0 LOB: 0 BB: 0 P: 5	R: 0 E: 0 K: 1 S: 3	H: 1 LOB: 0 BB: 0 P: 3	R: 0 E: 0 K: 1 S: 6	H: 1 LOB: 1 BB: 0 P: 6	R: 0 E: 0 K: 0 S: 3	H: 0 LOB: 0 BB: 0 P: 3	R: 1 E: 0 K: 0 S: 5	H: 2 LOB: 2 BB: 1 P: 9	R: 0 E: 0 K: 0 S: 5	H: 2 LOB: 2 BB: 0 P: 5	R: 0 E: 0 K: 0 S: 3	H: 0 LOB: 1 BB: 1 P: 7		1B: 8 2B: 1 3B: 1 HR: 0	SF: 0 SAC: 0 DP: 1 HBP: 0	WP: 0 PB: 0 SB: 0 CS: 0
PITCHER Ray Sadecki, L ERA: 2.52 Ron Herbel, R ERA: 0.84 Joe Gibbon, L ERA:	IP: 0.1 WLS: L BF: 1 H: 0 R: 0 ER: 0 SO: 0 BB: 0 IBB: 0 HBP: 0 BLK: 0 WP: 0 HR: 0 S: 1 P: 1 ERA: 0.00 WHIP: 0.000																			

livebaseballscores.com

AB 33
R 3
H 9
RBI 3
BB 2
SO 4
LOB 14



Batter	1	2	3	4	5	6	7	8	9	AB	R	H	RBI	BB	SO	LOB	TOP			
Bobby Bonds, R OBP: 0.336, SLG: 0.408 (1, 8)										4	0	1	0	0	3	3	San Francisco Giants @ Chicago Cubs Wrigley Field, Chicago, IL Sun May 11, 1969, 3:33 AM CDT Att: 18,572 - Cloudy - 50 F			
Bobby Etheridge, R OBP: 0.400, SLG: 0.385 (1, 5)										4	0	2	0	0	1	1				
Jim Davenport, R OBP: 0.306, SLG: 0.369 (1, 3)										4	0	1	0	0	1	4				
Ken Henderson, S OBP: 0.400, SLG: 0.571 (1, 7)										4	0	1	0	0	1	2				
Jack Hiatt, R OBP: 0.351, SLG: 0.419 (1, 2)										4	0	0	0	0	1	4				
Bob Burda, L OBP: 0.324, SLG: 0.455 (1, 9)										4	0	0	0	0	0	0				
Don Mason, L OBP: 0.404, SLG: 0.356 (1, 4)										3	0	2	0	1	1	0				
Hal Lanier, R OBP: 0.229, SLG: 0.228 (1, 6)										3	0	1	0	0	0	2				
Ray Sadecki, L OBP: 0.154, SLG: 0.083 (7, PH)										2	0	1	0	0	1	0				
Jim Ray Hart, R OBP: 0.321, SLG: 0.288 (7, 1)										1	0	0	0	0	1	2				
Ron Herbel, R (7, 1)										0	0	0	0	0	0	0				
Inning Stats	R: 0 E: 0 K: 1 S: 7	H: 2 LOB: 2 BB: 0 P: 7	R: 0 E: 0 K: 0 S: 3	H: 1 LOB: 0 BB: 0 P: 3	R: 0 E: 0 K: 2 S: 8	H: 1 LOB: 1 BB: 0 P: 8	R: 0 E: 0 K: 1 S: 5	H: 0 LOB: 0 BB: 0 P: 5	R: 0 E: 0 K: 1 S: 5	H: 1 LOB: 2 BB: 0 P: 7	R: 0 E: 0 K: 2 S: 8	H: 1 LOB: 2 BB: 1 P: 12	R: 0 E: 0 K: 1 S: 5	H: 1 LOB: 0 BB: 0 P: 5	R: 0 E: 0 K: 1 S: 5	H: 0 LOB: 0 BB: 0 P: 5	1B: 9 2B: 0 3B: 0 HR: 0	SF: 0 SAC: 0 DP: 3 HBP: 0	WP: 0 PB: 0 SB: 0 CS: 0	PA: 34
PITCHER Ken Holtzman, L ERA: 1.87 (1, 1)	IP: 9.0 WLS: W BF: 34 H: 9 R: 0 ER: 0 SO: 10 BB: 1 IBB: 0 HBP: 0 BLK: 0 WP: 0 HR: 0 S: 53 P: 57 ERA: 0.00 WHIP: 1.111															PITCHER				

AB	33
R	0
H	9
RBI	0
BB	1
SO	10
LOB	18

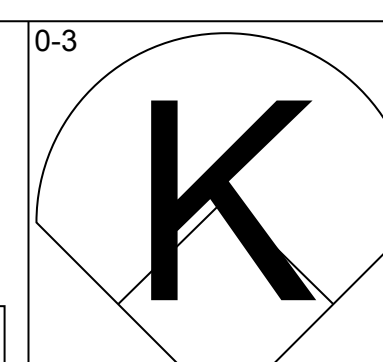
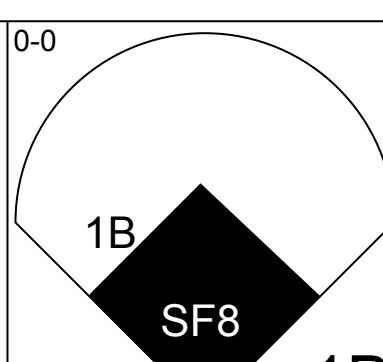
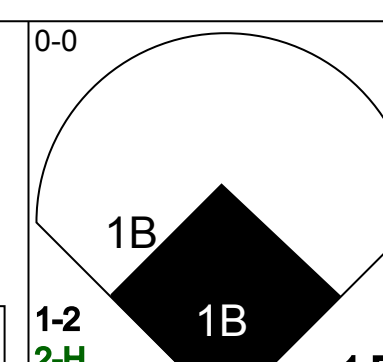
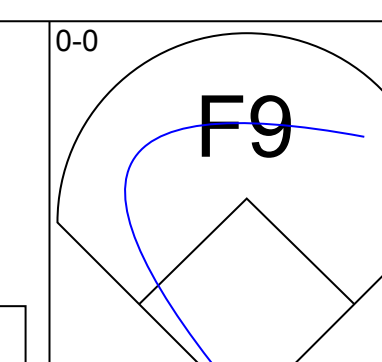
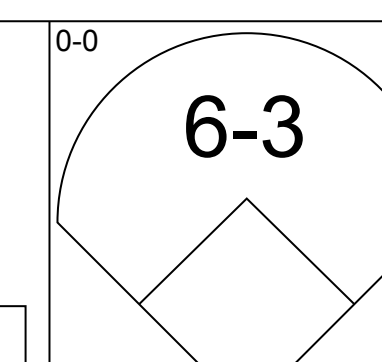
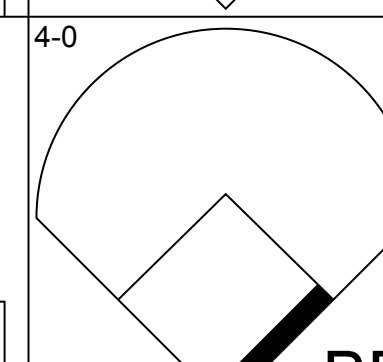
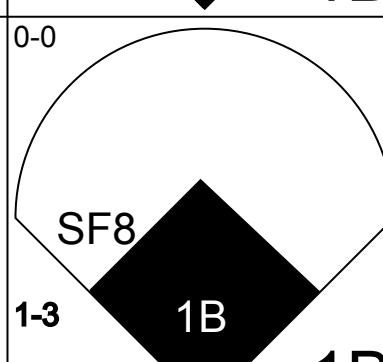
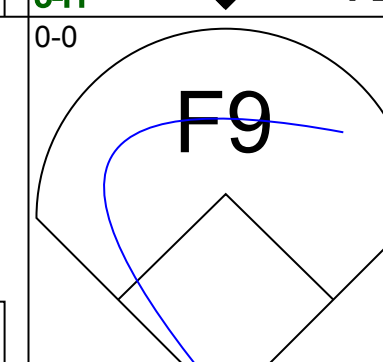
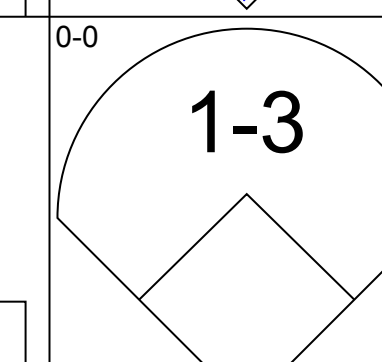
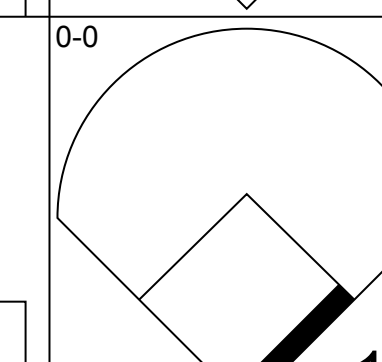
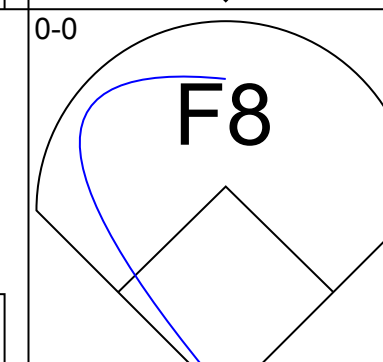
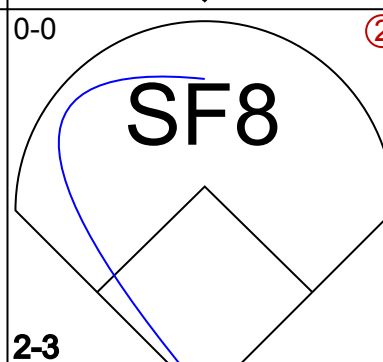
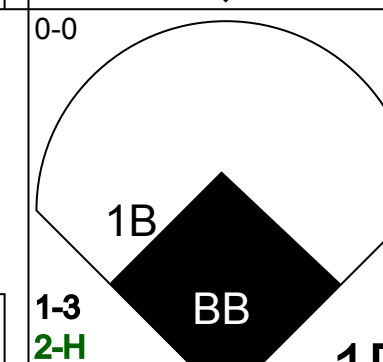
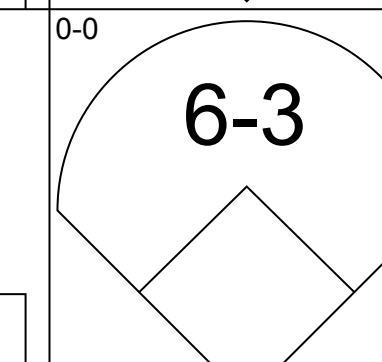

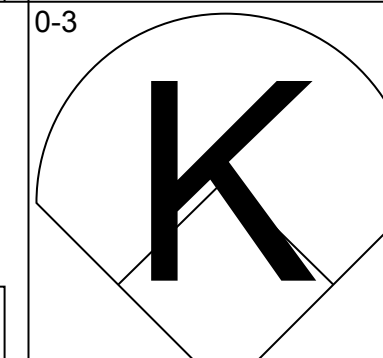
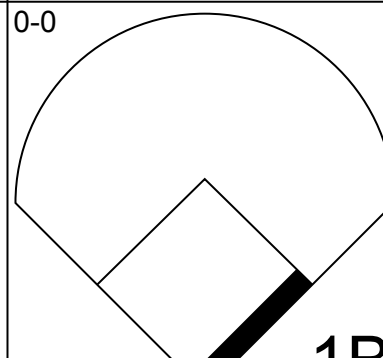
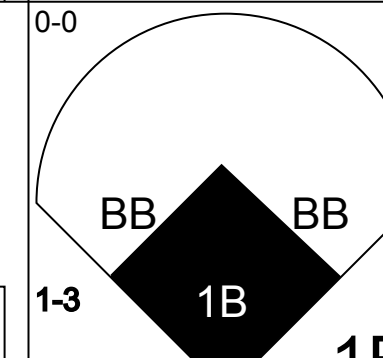


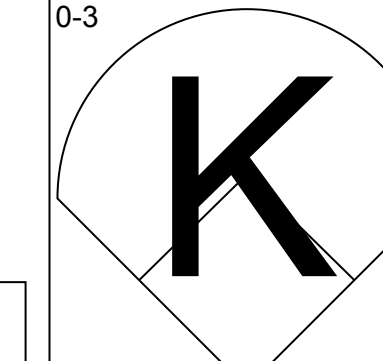
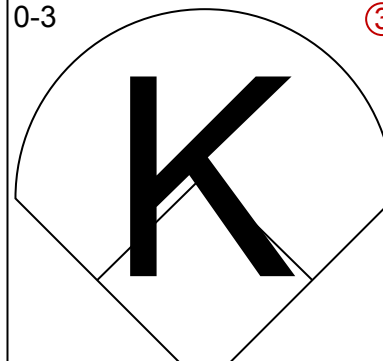
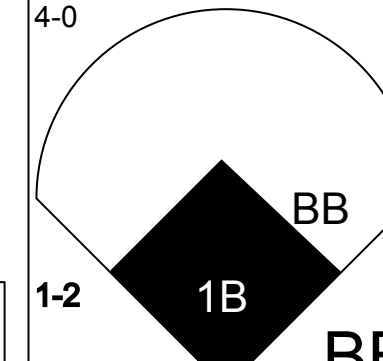

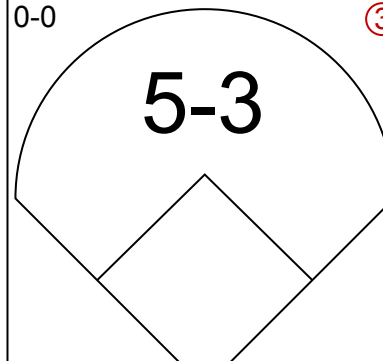
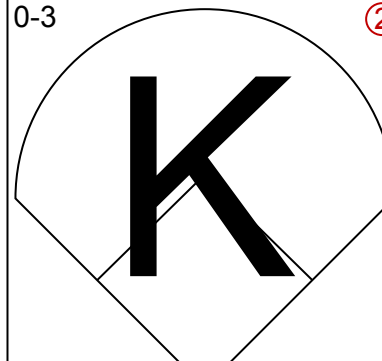
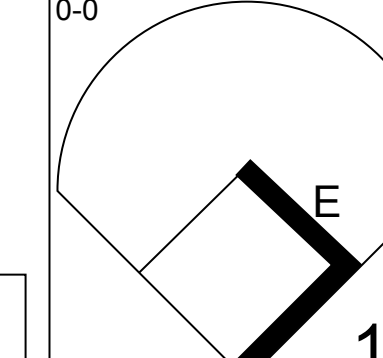
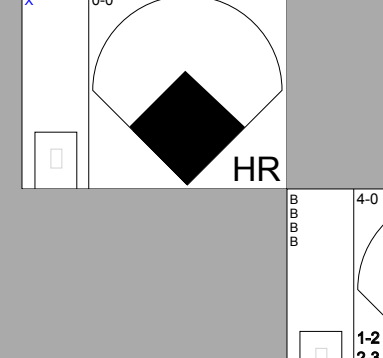

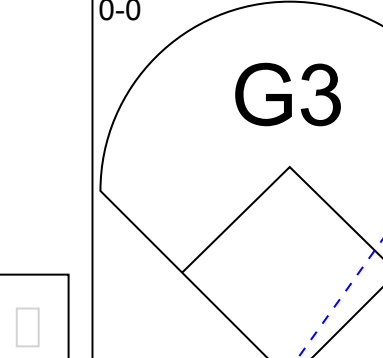
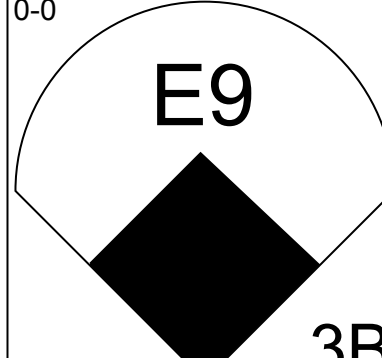
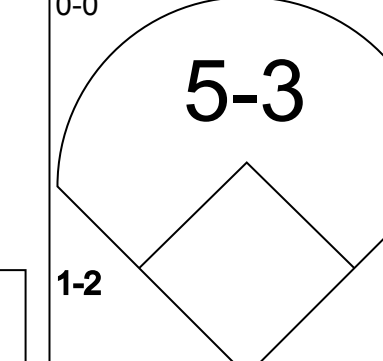
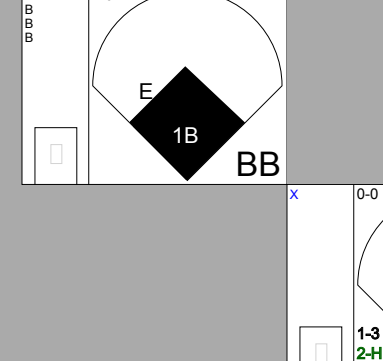
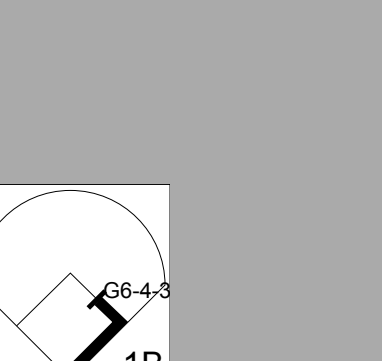
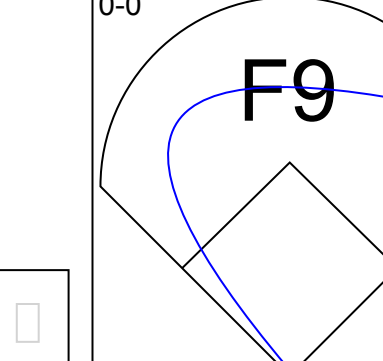
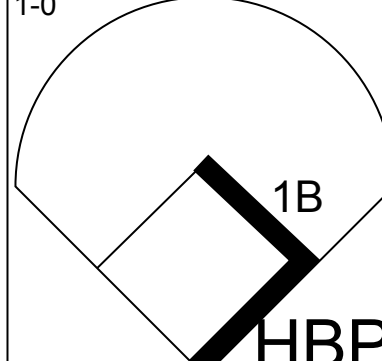
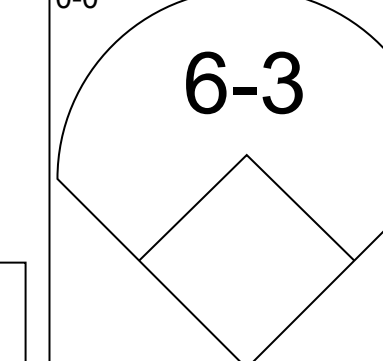
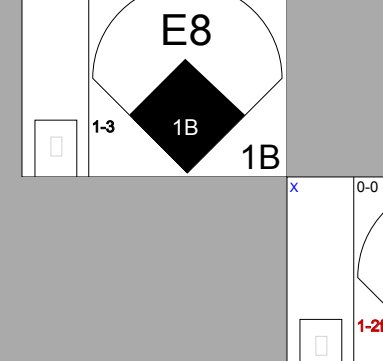
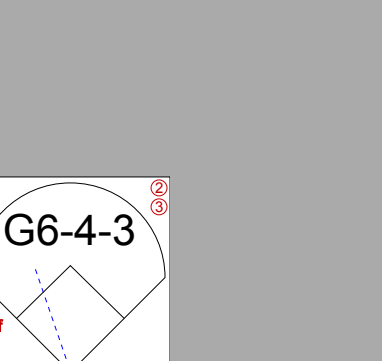
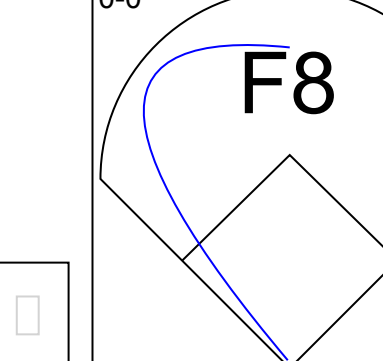
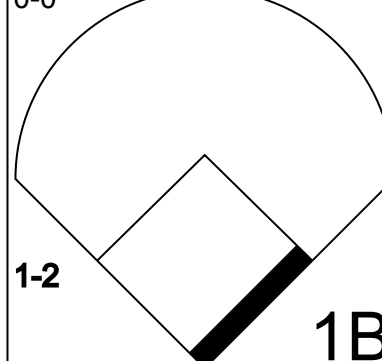

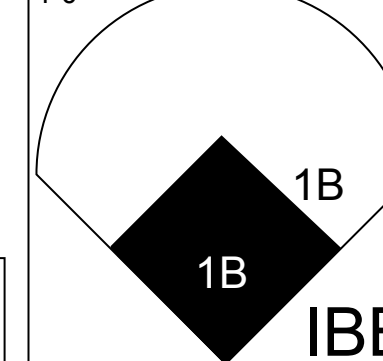
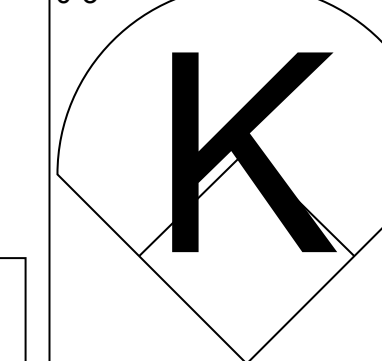
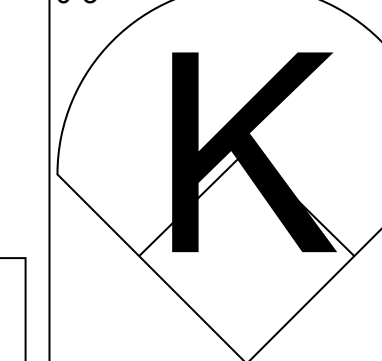
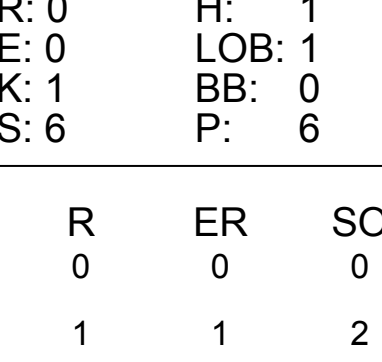

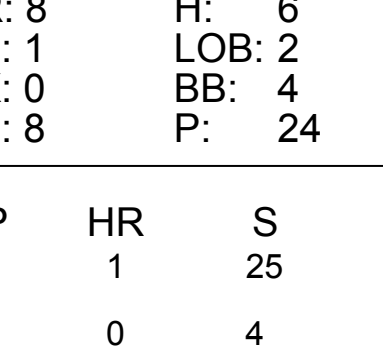


Batter	1	2	3	4	5	6	7	8	9	AB	R	H	RBI	BB	SO	LOB	BOTTOM			
Don Kessinger, S OBP: 0.393, SLG: 0.450 (1, 6)										4	1	0	0	1	2	1	San Francisco Giants @ Chicago Cubs Wrigley Field, Chicago, IL Sun May 11, 1969, 3:33 AM CDT Att: 18,572 - Cloudy - 50 F			
Glenn Beckert, R OBP: 0.302, SLG: 0.286 (1, 4)										3	1	0	0	0	0	0				
Billy Williams, L OBP: 0.331, SLG: 0.417 (1, 7)										3	2	1	2	1	0	0				
Ron Santo, R OBP: 0.382, SLG: 0.439 (1, 5)										3	2	2	2	1	0	0				
14 Ernie Banks, R OBP: 0.307, SLG: 0.322 (1, 3)										4	0	1	0	0	0	3				
Randy Hundley, R OBP: 0.385, SLG: 0.464 (1, 2)										4	1	2	3	0	0	1				
Jim Hickman, R OBP: 0.173, SLG: 0.143 (1, 9)										4	0	1	0	0	0	2				
Adolfo Phillips, R OBP: 0.357, SLG: 0.053 (1, 8)										3	0	0	0	1	2	2				
Ken Holtzman, R OBP: 0.120, SLG: 0.167 (1, 1)										3	1	1	0	1	0	1				
Inning Stats	R: 2 E: 1 K: 1 S: 7	H: 1 LOB: 0 BB: 0 P: 7	R: 1 E: 0 K: 0 S: 4	H: 2 LOB: 1 BB: 1 P: 8	R: 0 E: 0 K: 0 S: 3	H: 0 LOB: 1 BB: 1 P: 7	R: 0 E: 0 K: 0 S: 3	H: 0 LOB: 0 BB: 1 P: 3	R: 1 E: 1 K: 1 S: 7	H: 2 LOB: 1 BB: 0 P: 7	R: 4 E: 0 K: 0 S: 6	H: 3 LOB: 1 BB: 2 P: 14	R: 0 E: 0 K: 2 S: 7	H: 0 LOB: 0 BB: 0 P: 7	R: 0 E: 0 K: 2 S: 7	H: 0 LOB: 0 BB: 0 P: 7		1B: 6 2B: 0 3B: 0 HR: 2	SF: 0 SAC: 1 DP: 1 HBP: 0	WP: 2 PB: 0 SB: 0 CS: 0
PITCHER Ray Sadecki, L ERA: 2.78 (7, 1)	IP: 6.0 WLS: L BF: 26 H: 5 R: 4 ER: 3 SO: 2 BB: 3 IBB: 0 HBP: 0 BLK: 0 WP: 1 HR: 2 S: 27 P: 39 ERA: 4.50 WHIP: 1.333															PITCHER				
Ron Herbel, R ERA: 3.55 (7, 1)	IP: 2.0 WLS: 11 BF: 3 H: 4 R: 4 ER: 4 SO: 2 BB: 1 IBB: 1 HBP: 0 BLK: 0 WP: 1 HR: 0 S: 13 P: 21 ERA: 18.00 WHIP: 2.000															PITCHER				

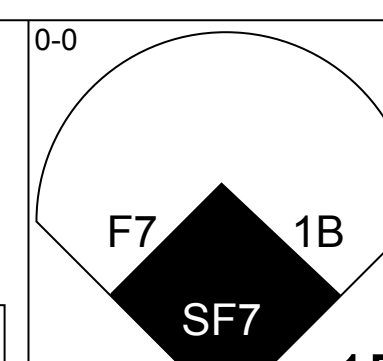
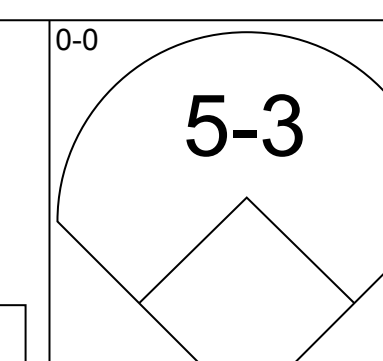
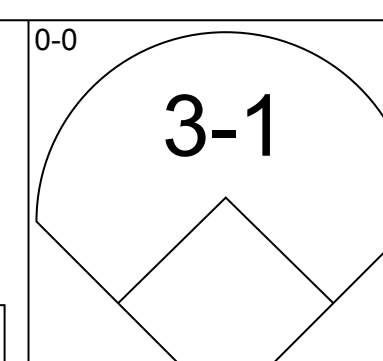
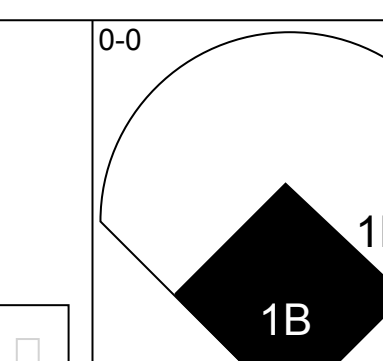
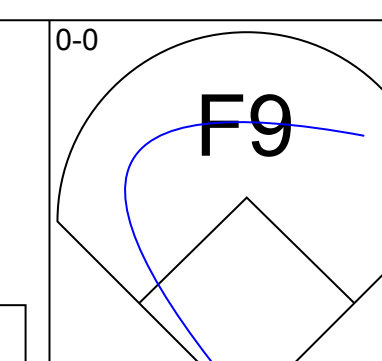
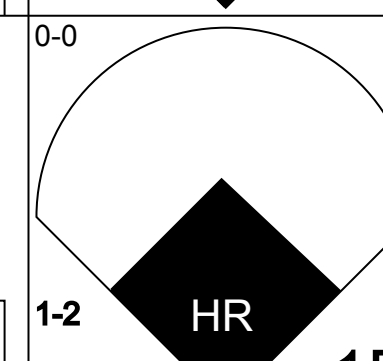
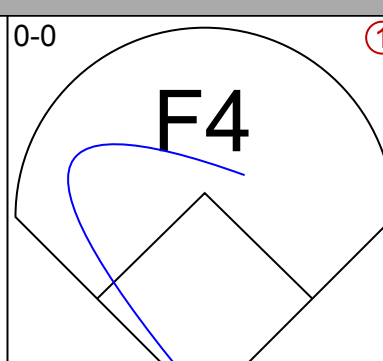
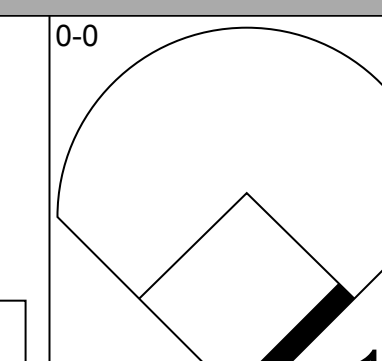
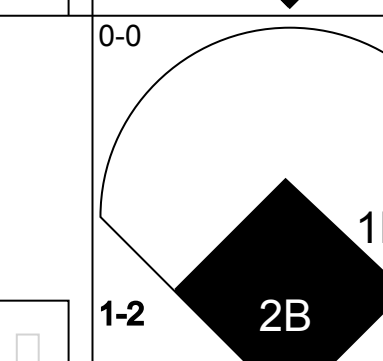

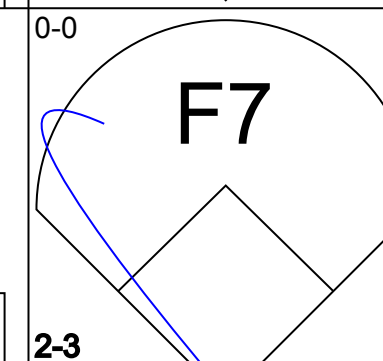
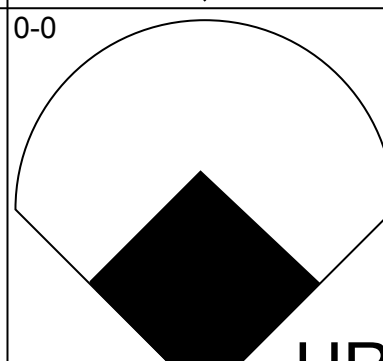
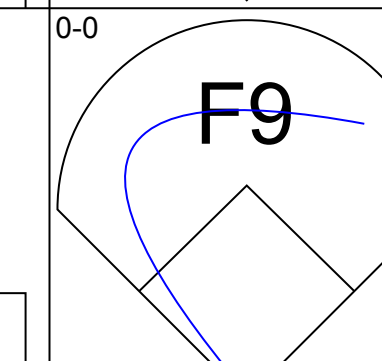
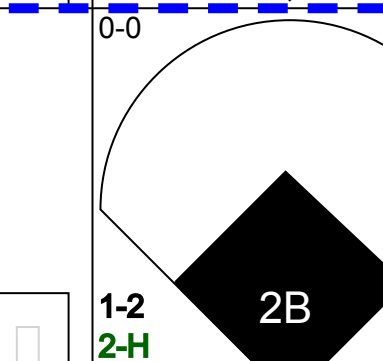

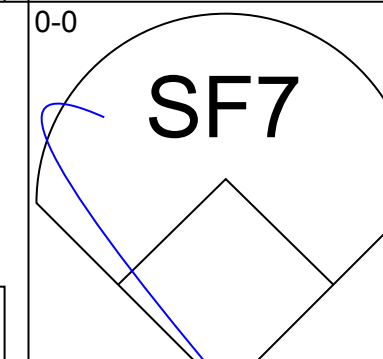
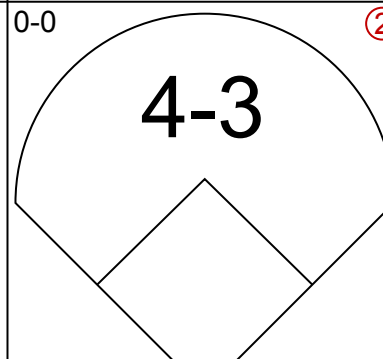
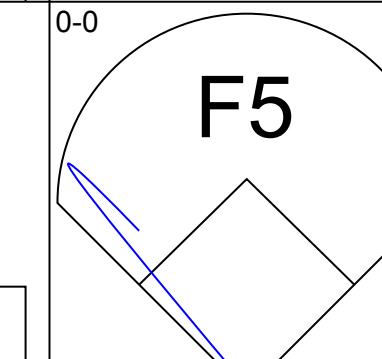
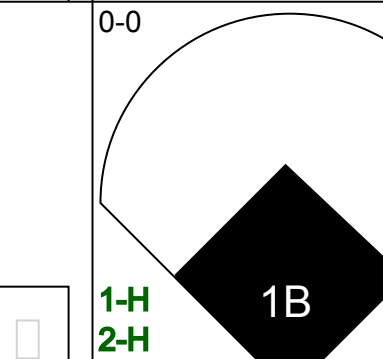

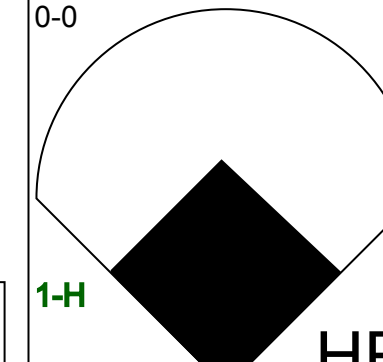
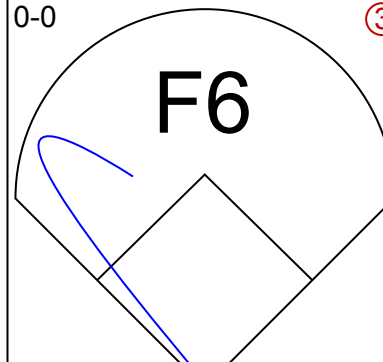
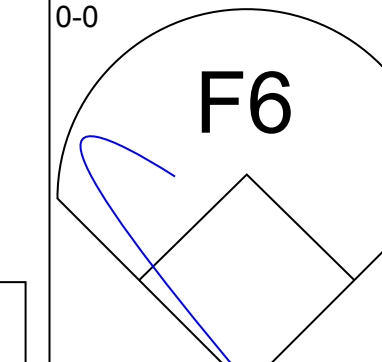
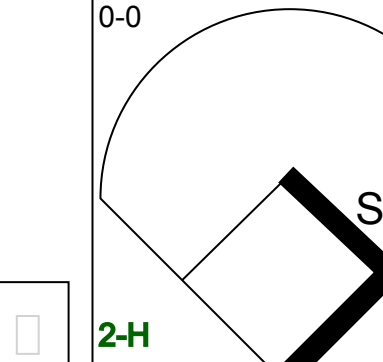

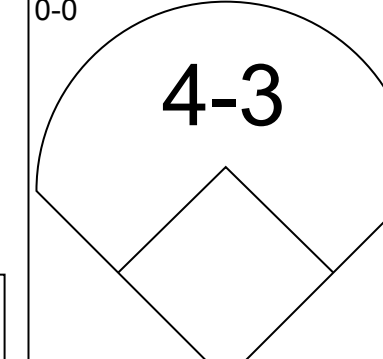
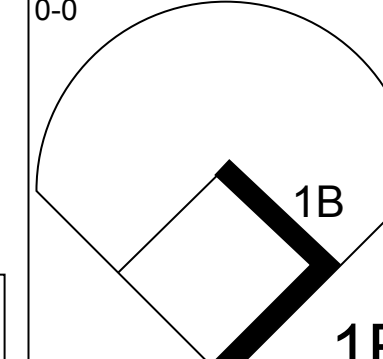

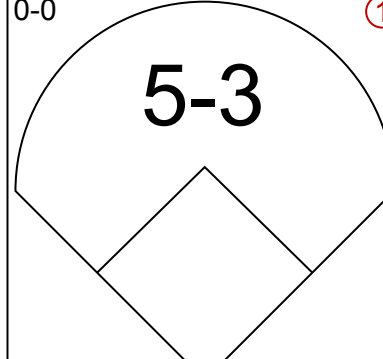
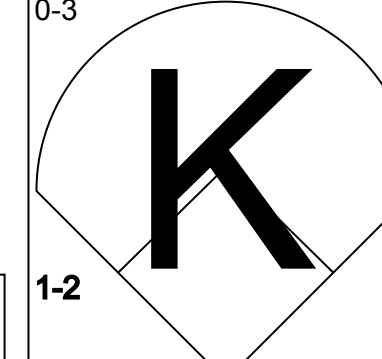
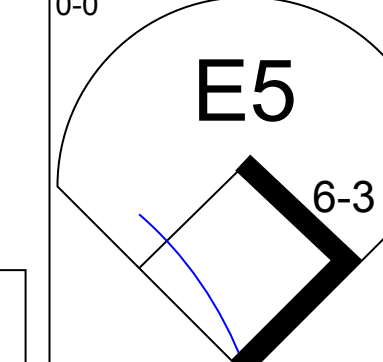
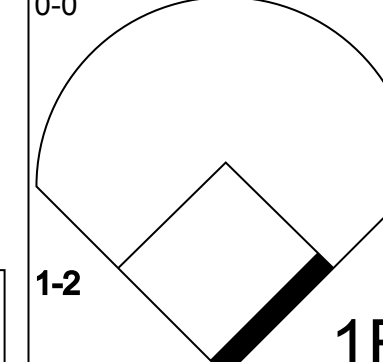

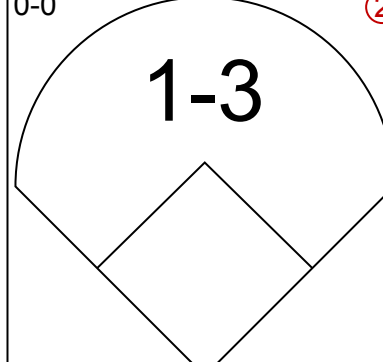
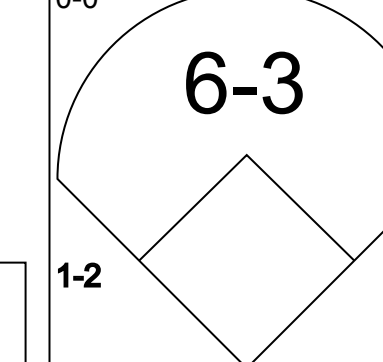
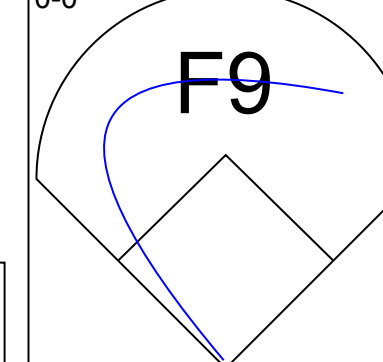
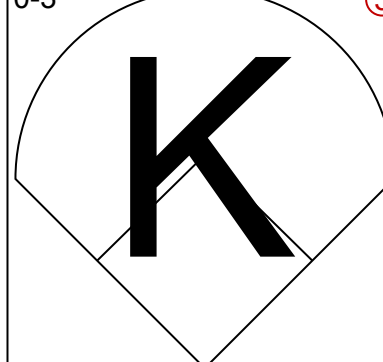
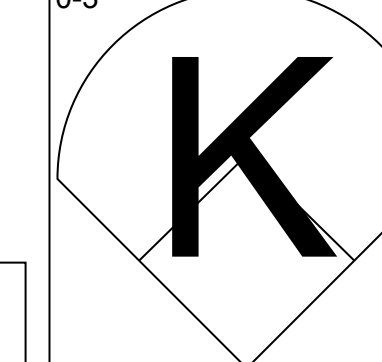

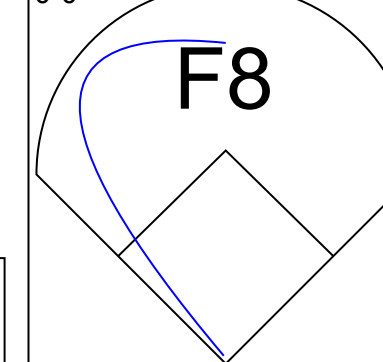
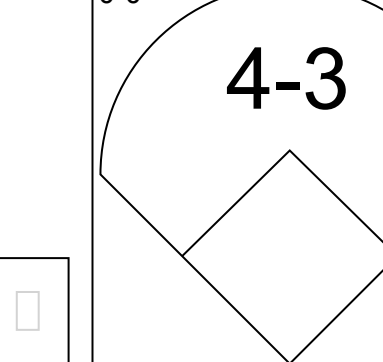
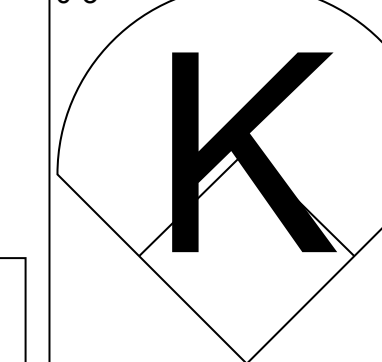


Batter	1	2	3	4	5	6	7	8	9	AB	R	H	RBI	BB	SO	LOB	TOP					
Bobby Bonds, R OBP: 0.348, SLG: 0.422 (1, 8)										4	1	2	0	1	1	1	San Francisco Giants @ Pittsburgh Pirates Forbes Field, Pittsburgh, PA Mon May 12 1969, 7:05 PM EDT Att: 3,396 - Unknown					
Ron Hunt, R OBP: 0.323, SLG: 0.210 (1, 5)										5	1	1	0	0	1	2						
Ken Henderson, S OBP: 0.350, SLG: 0.474 (1, 9)										5	0	1	0	0	2	3						
Willie McCovey, L OBP: 0.421, SLG: 0.647 Bob Burda, L OBP: 0.333, SLG: 0.441 (5, 3)										3	1	1	1	0	1	1						
Jim Ray Hart, R OBP: 0.341, SLG: 0.303 (1, 7)										3	0	2	1	1	0	0						
Jack Hiatt, R OBP: 0.346, SLG: 0.400 (1, 2)										3	0	0	0	1	1	2						
Don Mason, L OBP: 0.393, SLG: 0.333 (1, 4)										3	0	0	0	1	1	3						
Hal Lanier, R OBP: 0.229, SLG: 0.229 (1, 6)										4	0	1	0	0	1	5						
Gaylord Perry, R OBP: 0.160, SLG: 0.125 Joe Gibbon, R (9, 1)										3	0	0	0	0	3	2						
Inning Stats	R: 2 E: 0 K: 3 S: 13	H: 4 LOB: 3 BB: 1 P: 17	R: 0 E: 0 K: 2 S: 7	H: 0 LOB: 1 BB: 1 P: 11	R: 1 E: 2 K: 1 S: 7	H: 1 LOB: 2 BB: 1 P: 11	R: 0 E: 0 K: 2 S: 8	H: 1 LOB: 1 BB: 0 P: 8	R: 0 E: 0 K: 0 S: 3	H: 0 LOB: 0 BB: 0 P: 3	R: 0 E: 0 K: 1 S: 6	H: 1 LOB: 1 BB: 0 P: 6	R: 0 E: 0 K: 2 S: 7	H: 0 LOB: 1 BB: 1 P: 11	R: 0 E: 0 K: 0 S: 4	H: 1 LOB: 1 BB: 0 P: 4	R: 0 E: 0 K: 0 S: 2	H: 0 LOB: 0 BB: 1 P: 6	1B: 7 2B: 1 3B: 0 HR: 0	SF: 0 SAC: 1 DP: 0 HBP: 0	WP: 1 PB: 0 SB: 1 CS: 1	PA: 41
PITCHER	IP	WLS	BF	H	R	ER	SO	BB	IBB	HBP	BLK	WP	HR	S	P	ERA	WHIP					
Bob Veale, L ERA: 3.83 Ron Kline, R ERA: 2.45 Chuck Hartenstein, R ERA: 0.72 (1, 1) (8, 1) (9, 1)	7.0		33	7	3	2	11	3	1	0	1	1	0	51	67	2.57	1.429					

Batter	1	2	3	4	5	6	7	8	9	AB	R	H	RBI	BB	SO	LOB	BOTTOM				
Matty Alou, L OBP: 0.394, SLG: 0.449 (1, 8)										4	0	0	0	1	0	2	San Francisco Giants @ Pittsburgh Pirates Forbes Field, Pittsburgh, PA Mon May 12 1969, 7:05 PM EDT Att: 3,396 - Unknown				
Manny Sanguillen, R OBP: 0.368, SLG: 0.490 (1, 2)										5	2	3	0	0	1	2					
Richie Hebner, L OBP: 0.464, SLG: 0.568 (1, 5)										5	2	4	1	0	0	1					
Willie Stargell, L OBP: 0.404, SLG: 0.574 (1, 7)										4	0	2	2	1	1	2					
Al Oliver, L OBP: 0.354, SLG: 0.380 (1, 9)										4	0	2	1	0	1	3					
Bill Mazaroski, R OBP: 0.289, SLG: 0.250 Jose Pagan, R OBP: 0.273, SLG: 0.310 Freddie Patek, R OBP: 0.324, SLG: 0.276 (1, 4) (3, PH) (4, 6)										1	0	0	0	0	0	0					
Bob Robertson, R OBP: 0.235, SLG: 0.230 (1, 3)										4	0	1	0	0	2	1					
Gene Alley, R OBP: 0.176, SLG: 0.294 (4, 4)										4	0	1	0	0	0	2					
Bob Veale, S OBP: 0.077, SLG: 0.077 Gary Kolb, L OBP: 0.222, SLG: 0.250 Ron Kline, R Jerry May, R OBP: 0.278, SLG: 0.397 Chuck Hartenstein, R (1, 1) (7, PH) (8, 1) (8, PH) (9, 1)										2	0	0	0	0	1	1					
Inning Stats	R: 0 E: 0 K: 2 S: 8	H: 1 LOB: 2 BB: 1 P: 12	R: 0 E: 0 K: 1 S: 5	H: 0 LOB: 0 BB: 0 P: 5	R: 1 E: 0 K: 2 S: 10	H: 3 LOB: 0 BB: 0 P: 11	R: 0 E: 0 K: 0 S: 4	H: 1 LOB: 1 BB: 0 P: 4	R: 0 E: 0 K: 1 S: 6	H: 1 LOB: 0 BB: 0 P: 3	R: 2 E: 1 K: 1 S: 8	H: 2 LOB: 1 BB: 0 P: 8	R: 0 E: 0 K: 2 S: 8	H: 1 LOB: 1 BB: 0 P: 8	R: 1 E: 0 K: 0 S: 4	H: 3 LOB: 2 BB: 1 P: 8	1B: 8 2B: 2 3B: 3 HR: 0	SF: 0 SAC: 0 DP: 1 HBP: 1	WP: 0 PB: 0 SB: 1 CS: 0	PA: 41	
PITCHER	IP	WLS	BF	H	R	ER	SO	BB	IBB	HBP	BLK	WP	HR	S	P	ERA	WHIP				
Gaylord Perry, R ERA: 2.87 Joe Gibbon, L ERA: 0.71 (1, 1) (9, 1)	8.1	L	38	11	4	2	9	1	0	1	0	0	0	2	6	0.00	6.000				

Batter	1	2	3	4	5	6	7	8	9	AB	R	H	RBI	BB	SO	LOB	TOP																			
Bobby Bonds, R OBP: 0.350, SLG: 0.421 (1, 9)										5	2	2	2	0	1	0	San Francisco Giants @ Pittsburgh Pirates Forbes Field, Pittsburgh, PA Tue May 13 1969, 7:05 PM EDT Att: 5,846 - Unknown																			
Ron Hunt, R OBP: 0.337, SLG: 0.224 (1, 4)										4	1	2	0	1	0	2																				
Willie Mays, R OBP: 0.396, SLG: 0.479 (1, 8)										4	1	1	2	0	0	2																				
Willie McCovey, L OBP: 0.420, SLG: 0.633 (1, 3)										5	1	2	2	0	1	1																				
Jim Ray Hart, R OBP: 0.341, SLG: 0.295 Jim Davenport, R (4, PR) OBP: 0.297, SLG: 0.358 (4, 5)										2	0	0	0	1	2	1																				
Ken Henderson, S OBP: 0.440, SLG: 0.739 (1, 7)										4	2	3	2	1	0	0																				
Dick Dietz, R OBP: 0.333, SLG: 0.314 (1, 2)										3	1	1	2	1	0	1																				
Hal Lanier, R OBP: 0.237, SLG: 0.236 (1, 6)										5	1	2	0	0	0	3																				
Rich Robertson, R (1, 1)										1	0	0	0	0	1	0																				
Bob Burda, L OBP: 0.351, SLG: 0.441 Ron Herbel, R (4, PH) Joe Gibbon, R (7, 1) Frank Linzy, R (7, 1)										0	1	0	0	1	0	0																				
Inning Stats	R: 0 E: 0 K: 2 S: 7	H: 0 LOB: 1 BB: 1 P: 11	R: 0 E: 1 K: 1 S: 6	H: 1 LOB: 1 BB: 0 P: 6	R: 2 E: 0 K: 2 S: 10	H: 3 LOB: 1 BB: 0 P: 10	R: 3 E: 1 K: 0 S: 8	H: 6 LOB: 2 BB: 4 P: 24	R: 0 E: 0 K: 1 S: 5	H: 0 LOB: 0 BB: 0 P: 5	R: 0 E: 0 K: 0 S: 3	H: 0 LOB: 0 BB: 0 P: 3	R: 0 E: 0 K: 1 S: 6	H: 1 LOB: 1 BB: 0 P: 6	R: 1 E: 1 K: 1 S: 7	H: 2 LOB: 2 BB: 0 P: 8	1B: 11 2B: 0 3B: 1 HR: 1	SF: 1 SAC: 0 DP: 1 HBP: 1	WP: 0 PB: 0 SB: 0 CS: 0	PA: 45																
PITCHER	IP	WLS	BF	H	R	ER	SO	BB	IBB	HBP	BLK	WP	HR	S	P	ERA	WHIP	PITCHER		IP	WLS	BF	H	R	ER	SO	BB	IBB	HBP	BLK	WP	HR	S	P	ERA	WHIP
Bob Moose, R ERA: 4.6	(1, 1)	3.0	L	17	6	5	5	2	0	0	0	0	1	25	33	15.00	2.667	Chuck Hartenstein, R ERA: 0.69		(7, 1)	1.0	3	0	0	0	0	0	0	0	0	3	3	0.00	0.000		
Bruce Dal Canton, R ERA: 4.19	(4, 1)	0.1		6	3	2	2	0	1	0	0	0	0	4	12	54.00	12.000	Ron Kline, R ERA: 2.63		(8, 1)	2.0	10	3	1	1	2	0	0	1	0	0	0	13	14	4.50	1.500
Luke Walker, L ERA: 2.28	(4, 1)	0.0		2	1	3	3	0	1	0	0	0	0	1	5	∞	∞																			
Dock Ellis, R ERA: 6.61	(4, 1)	0.2		1	0	0	0	0	0	0	0	0	0	1	1	0.00	0.000																			
Jim Shellenback, L ERA: 3.24	(5, 1)	2.0		6	0	0	0	1	0	0	0	0	0	8	8	0.00	0.000																			



Batter	1	2	3	4	5	6	7	8	9	AB	R	H	RBI	BB	SO	LOB	BOTTOM																			
Matty Alou, L OBP: 0.394, SLG: 0.447 (1, 8)										5	2	2	0	0	0	3	San Francisco Giants @ Pittsburgh Pirates Forbes Field, Pittsburgh, PA Tue May 13 1969, 7:05 PM EDT Att: 5,846 - Unknown																			
Gene Alley, R OBP: 0.273, SLG: 0.364 (1, 4)										5	2	3	0	0	0	0																				
Richie Hebner, L OBP: 0.461, SLG: 0.595 (1, 5)										5	2	2	2	0	0	3																				
Willie Stargell, L OBP: 0.403, SLG: 0.590 (1, 7)										4	1	2	3	0	0	1																				
Al Oliver, L OBP: 0.356, SLG: 0.421 (1, 9)										5	1	2	3	0	0	2																				
Jerry May, R OBP: 0.284, SLG: 0.400 Jim Shellenback, L (5, 1) Carl Taylor, R OBP: 0.444, SLG: 0.492 Chuck Hartenstein, R (7, 1) Jose Pagan, R OBP: 0.307, SLG: 0.302 Ron Kline, R (8, 1)										2	0	1	0	0	0	0																				
Bob Robertson, R OBP: 0.235, SLG: 0.231 (1, 3)										4	0	1	0	0	0	1																				
Freddie Patek, R OBP: 0.313, SLG: 0.265 (1, 6)										4	0	0	0	0	2	3																				
Bob Moose, R OBP: 0.228, SLG: 0.397 Bruce Dal Canton, R (4, 1) Luke Walker, L (4, 1) Dock Ellis, S OBP: 0.222, SLG: 0.272 Manny Sanguillen, R OBP: 0.358, SLG: 0.482 (5, 2)										1	0	0	0	0	1	1																				
Inning Stats	R: 3 E: 0 K: 0 S: 6	H: 3 LOB: 0 BB: 0 P: 6	R: 0 E: 1 K: 1 S: 6	H: 0 LOB: 0 BB: 0 P: 6	R: 1 E: 0 K: 0 S: 4	H: 1 LOB: 0 BB: 0 P: 4	R: 0 E: 0 K: 0 S: 5	H: 2 LOB: 2 BB: 0 P: 5	R: 0 E: 0 K: 0 S: 4	H: 1 LOB: 0 BB: 0 P: 4	R: 0 E: 0 K: 1 S: 5	H: 0 LOB: 0 BB: 0 P: 5	R: 4 E: 0 K: 1 S: 10	H: 5 LOB: 1 BB: 0 P: 10	R: 0 E: 0 K: 2 S: 7	H: 0 LOB: 0 BB: 0 P: 7		R: 0 E: 0 K: 0 S: 4	H: 1 LOB: 1 BB: 0 P: 4	1B: 9 2B: 2 3B: 0 HR: 2	SF: 1 SAC: 0 DP: 0 HBP: 0	WP: 0 PB: 0 SB: 1 CS: 0	PA: 41													
PITCHER	IP	WLS	BF	H	R	ER	SO	BB	IBB	HBP	BLK	WP	HR	S	P	ERA	WHIP	PITCHER		IP	WLS	BF	H	R	ER	SO	BB	IBB	HBP	BLK	WP	HR	S	P	ERA	WHIP
Rich Robertson, R ERA: 6.35	(1, 1)	3.0		14	4	4	1	0	0	0	0	0	0	17	17	5.40	1.333	Frank Linzy, R ERA: 2.79		(7, 1)	2.2	S	9	1	0	0	3	0	0	0	15	15	0.00	0.375		
Ron Herbel, R ERA: 3.94	(4, 1)	3.1	W	15	5	2	2	1	0	0	0	0	0	17	17	5.40	1.500																			
Joe Gibbon, L ERA: 2.13	(7, 1)	0.0		3	3	2	2	0	0	0	0	0	0	3	3	∞	∞																			



Batter	1	2	3	4	5	6	7	8	9	AB	R	H	RBI	BB	SO	LOB	TOP								
Bobby Bonds, R OBP: 0.347, SLG: 0.414 (1, 9)	F9			K	K			F7		4	0	1	0	0	1	1	San Francisco Giants @ Pittsburgh Pirates Forbes Field, Pittsburgh, PA Wed May 14 1969, 7:05 PM EDT Att: 8,296 - Unknown livebaseballscorecards.com								
Ron Hunt, R OBP: 0.333, SLG: 0.216 (1, 4)	F8			F3			4-3	1B	PB	3	1	0	0	0	0	1									
Willie Mays, R OBP: 0.400, SLG: 0.480 (1, 8)	6-3			K			K	1B	1B	4	0	2	0	0	1	1									
Willie McCovey, L OBP: 0.422, SLG: 0.620 (1, 3)		G6-3					F4	1B	4-3	2	0	0	0	2	0	2									
Jim Davenport, R OBP: 0.295, SLG: 0.366 (1, 5)	F8			K			5-3		G3	4	1	1	0	0	1	4									
Ken Henderson, S OBP: 0.379, SLG: 0.630 (1, 7)	G6-3				K			F9	G3	4	0	0	0	0	1	2									
Dick Dietz, R OBP: 0.328, SLG: 0.345 (1, 2)				K			F5		K	4	1	1	0	0	2	1									
Hal Lanier, R OBP: 0.237, SLG: 0.237 (1, 6)				4-3			F6			4	0	1	1	0	0	1									
Juan Marichal, R OBP: 0.292, SLG: 0.348 (1, 1)				G3					K	4	0	1	1	0	2	1	GIANTS								
Inning Stats	R: 0 E: 0 K: 0 S: 3	H: 0 LOB: 0 BB: 0 P: 3	R: 0 E: 0 K: 0 S: 2	H: 0 LOB: 0 BB: 1 P: 6	R: 0 E: 0 K: 1 S: 5	H: 0 LOB: 0 BB: 0 P: 5	R: 0 E: 0 K: 2 S: 8	H: 1 LOB: 2 BB: 1 P: 12	R: 1 E: 0 K: 2 S: 9	H: 2 LOB: 1 BB: 0 P: 9	R: 0 E: 0 K: 0 S: 4	H: 1 LOB: 0 BB: 0 P: 4	R: 0 E: 0 K: 0 S: 3	H: 0 LOB: 0 BB: 0 P: 3	R: 1 E: 0 K: 1 S: 6	H: 1 LOB: 1 BB: 0 P: 7		R: 1 E: 0 K: 2 S: 9	H: 2 LOB: 1 BB: 0 P: 9	1B: 5 2B: 1 3B: 1 HR: 0	SF: 0 SAC: 0 DP: 1 HBP: 1	WP: 0 PB: 1 SB: 2 CS: 0	PA: 36		
PITCHER	IP	WLS	BF	H	R	ER	SO	BB	IBB	HBP	BLK	WP	HR	S	P	ERA	WHIP								
Jim Bunning, R ERA: 2.93 (1, 1)	8.0	L	31	5	2	1	6	1	1	1	0	0	0	40	49	1.12	0.750								
Pedro Ramos, R ERA: 9.0 (9, 1)	1.0		5	2	1	1	2	0	0	0	0	0	0	9	9	9.00	2.000								

Batter	1	2	3	4	5	6	7	8	9	AB	R	H	RBI	BB	SO	LOB	BOTTOM								
Matty Alou, L OBP: 0.384, SLG: 0.434 (1, 8)	6-3		F7			G3			F4	4	0	0	0	0	0	1	San Francisco Giants @ Pittsburgh Pirates Forbes Field, Pittsburgh, PA Wed May 14 1969, 7:05 PM EDT Att: 8,296 - Unknown livebaseballscorecards.com								
Manny Sanguillen, R OBP: 0.339, SLG: 0.429 (1, 2)	F7			1-3		F9			1-3	4	0	0	0	0	0	0									
Richie Hebner, L OBP: 0.462, SLG: 0.602 (1, 5)	K			FC1-6				G4-6-3	1-3	4	0	2	0	0	1	0									
Willie Stargell, L OBP: 0.393, SLG: 0.574 (1, 7)		3-1		FC1-6		G4-6-3				3	0	0	0	0	0	2									
Al Oliver, L OBP: 0.344, SLG: 0.405 (1, 3)		K		4-3		4-3				3	0	0	0	0	1	1									
Gene Alley, R OBP: 0.240, SLG: 0.320 (1, 6)		K			K			K		3	0	0	0	0	3	0									
Ron Davis, R OBP: 0.314, SLG: 0.290 (1, 9)			1-3		F9					3	0	1	0	0	0	0									
Bill Mazeroski, R OBP: 0.271, SLG: 0.253 (1, 4)				SH1-4		K		F8		3	0	1	0	0	1	1									
Jim Bunning, R OBP: 0.200, SLG: 0.222 (8, PH) Gary Kolb, L Pedro Ramos, S			SH1-4		6-3			F8		1	0	0	0	0	0	0	P								
Inning Stats	R: 0 E: 0 K: 1 S: 5	H: 0 LOB: 0 BB: 0 P: 5	R: 0 E: 0 K: 2 S: 7	H: 0 LOB: 0 BB: 0 P: 7	R: 0 E: 0 K: 0 S: 4	H: 1 LOB: 1 BB: 0 P: 4	R: 0 E: 0 K: 0 S: 4	H: 1 LOB: 1 BB: 0 P: 4	R: 0 E: 0 K: 2 S: 7	H: 0 LOB: 0 BB: 0 P: 7	R: 0 E: 0 K: 0 S: 3	H: 0 LOB: 0 BB: 0 P: 3	R: 0 E: 0 K: 1 S: 6	H: 1 LOB: 1 BB: 0 P: 6	R: 0 E: 0 K: 0 S: 3	H: 0 LOB: 0 BB: 0 P: 3		1B: 3 2B: 1 3B: 0 HR: 0	SF: 0 SAC: 1 DP: 1 HBP: 0	WP: 0 PB: 0 SB: 0 CS: 0	PA: 30				
PITCHER	IP	WLS	BF	H	R	ER	SO	BB	IBB	HBP	BLK	WP	HR	S	P	ERA	WHIP								
Juan Marichal, R ERA: 1.7 (1, 1)	9.0	W	30	4	0	0	6	0	0	0	0	0	0	42	42	0.00	0.444								

Batter	1	2	3	4	5	6	7	8	9	AB	R	H	RBI	BB	SO	LOB	TOP				
Bobby Bonds, R OBP: 0.357, SLG: 0.421 (1, 9)	0-0 6-3		0-0 5-3		4-0 FC4 BB		0-0 2B		4-0 6-3 BB	3	0	1	0	2	0	0	San Francisco Giants @ Philadelphia Phillies Connie Mack Stadium, Philadelphia, PA Fri May 16 1969, 7:05 PM EDT Att: 12,587 - Unknown				
Ron Hunt, R OBP: 0.327, SLG: 0.207 (1, 4)	1-0 HBP		0-0 F9		0-0 FC4 1-2		0-0 F9		0-0 6-3 1-2	4	0	0	0	0	0	4					
Willie Mays, R OBP: 0.409, SLG: 0.505 (1, 8)	0-0 F8			0-0 HR		1-0 1B HBP		4-0 BB	3	1	1	1	1	0	2						
Willie McCovey, L OBP: 0.417, SLG: 0.604 (1, 3)	0-3 K		0-0 6-3		0-0 1B		0-0 F7			4	0	1	0	0	1	3					
Jim Ray Hart, R OBP: 0.337, SLG: 0.293 Don Mason, L OBP: 0.393, SLG: 0.333 (8, PR) (8, 5)	0-0 5-3 1B		0-3 K		0-3 K		0-0 E3 CS			4	0	1	0	0	2	2					
Ken Henderson, S OBP: 0.333, SLG: 0.548 (1, 7)	0-0 5-3 1-2		0-0 6-3		0-3 K		0-3 K		0-3 K 1-2	4	0	0	0	0	2	4					
Dick Dietz, R OBP: 0.353, SLG: 0.351 (1, 2)	0-0 5-3				0-0 SH5-4 1B		4-0 IBB		4-0 BB	2	0	1	0	2	0	1					
Hal Lanier, R OBP: 0.231, SLG: 0.231 Jim Davenport, R OBP: 0.291, SLG: 0.361 (8, PH) (8, 6)	0-0 1-3				0-0 F8		0-0 F4		0-0 F4	3	0	0	0	0	0	5					
Mike McCormick, L OBP: 0.400, SLG: 1.000 Jack Hiatt, R OBP: 0.341, SLG: 0.394 Frank Linzy, R (7, PH) Cesar Gutierrez, R OBP: 0.393, SLG: 0.273 (8, PH)			0-3 K		0-0 SH5-4 1-2		0-3 K		0-0 F2	1	0	0	0	0	1	0					
Inning Stats	R: 0 E: 0 K: 1 S: 5	H: 0 LOB: 1 BB: 0 P: 6	R: 0 E: 0 K: 0 S: 4	H: 1 LOB: 1 BB: 0 P: 4	R: 0 E: 0 K: 1 S: 5	H: 0 LOB: 0 BB: 0 P: 5	R: 1 E: 0 K: 1 S: 6	H: 1 LOB: 0 BB: 0 P: 6	R: 0 E: 0 K: 2 S: 8	H: 1 LOB: 3 BB: 1 P: 13	R: 0 E: 0 K: 1 S: 6	H: 1 LOB: 2 BB: 1 P: 10	R: 0 E: 1 K: 1 S: 5	H: 0 LOB: 1 BB: 1 P: 9	R: 0 E: 0 K: 0 S: 3	H: 0 LOB: 1 BB: 1 P: 7		1B: 3 2B: 2 3B: 0 HR: 1	SF: 0 SAC: 1 DP: 1 HBP: 2	WP: 0 PB: 0 SB: 0 CS: 1	PA: 39
PITCHER Woodie Fryman, L ERA: 2.26 (1, 1)	IP: 9.0 WLS: W BF: 39 H: 5 R: 1 ER: 1 SO: 7 BB: 4 IBB: 1 HBP: 2 BLK: 0 WP: 0 HR: 1 S: 46 P: 68 ERA: 1.00 WHIP: 1.000															PITCHER					

Batter	1	2	3	4	5	6	7	8	9	AB	R	H	RBI	BB	SO	LOB	BOTTOM				
Tony Taylor, R OBP: 0.321, SLG: 0.296 (1, 5)	0-0 5-3		0-0 6-3		0-0 6-3		0-0 B1-3			4	0	0	0	0	0	0	San Francisco Giants @ Philadelphia Phillies Connie Mack Stadium, Philadelphia, PA Fri May 16 1969, 7:05 PM EDT Att: 12,587 - Unknown				
Don Money, R OBP: 0.320, SLG: 0.436 (1, 6)	0-3 K		0-0 L6		0-0 HR 1B				0-0 4-3	4	1	1	0	0	1	0					
Dick Allen, R OBP: 0.392, SLG: 0.648 (1, 3)	4-0 BB		0-3 K		0-0 HR 1B				0-0 1B 1B	3	2	2	2	1	1	0					
Deron Johnson, R OBP: 0.395, SLG: 0.383 John Briggs, L OBP: 0.276, SLG: 0.194 (8, PR) (9, 7)	4-0 BB		0-3 K		0-3 K				0-0 4-3 1B	3	0	1	0	1	2	0					
Johnny Callison, L OBP: 0.343, SLG: 0.440 (1, 9)	0-0 4-3			0-0 1-3		0-3 K			0-0 4-3 1B	4	0	1	1	0	1	2					
Cookie Rojas, R OBP: 0.304, SLG: 0.277 (1, 4)		0-0 6-3		4-0 1B BB		0-0 6-3			0-0 4-3	3	0	0	0	1	0	2					
Mike Ryan, R OBP: 0.265, SLG: 0.309 (1, 2)		4-0 WP BB		0-0 1B		0-0 4-3			0-0 F8	3	0	1	0	1	0	3					
Larry Hisle, R OBP: 0.263, SLG: 0.276 (1, 8)		0-0 F9		0-3 K			0-0 6-3			3	0	0	0	0	1	3					
Woodie Fryman, R OBP: 0.043, SLG: 0.043 (1, 1)		0-0 5-3 1-2			0-0 6-3		0-0 5-3			3	0	0	0	0	0	1					
Inning Stats	R: 0 E: 0 K: 1 S: 5	H: 0 LOB: 2 BB: 2 P: 13	R: 0 E: 0 K: 0 S: 3	H: 0 LOB: 1 BB: 1 P: 7	R: 0 E: 0 K: 2 S: 8	H: 1 LOB: 2 BB: 1 P: 12	R: 2 E: 0 K: 1 S: 7	H: 2 LOB: 0 BB: 0 P: 7	R: 0 E: 0 K: 1 S: 5	H: 0 LOB: 0 BB: 0 P: 5	R: 0 E: 0 K: 0 S: 3	H: 0 LOB: 0 BB: 0 P: 3	R: 1 E: 0 K: 0 S: 6	H: 3 LOB: 3 BB: 0 P: 6	R: 0 E: 0 K: 0 S: 3	H: 0 LOB: 0 BB: 0 P: 6		1B: 5 2B: 0 3B: 0 HR: 1	SF: 0 SAC: 0 DP: 0 HBP: 0	WP: 1 PB: 0 SB: 0 CS: 0	PA: 34
PITCHER Mike McCormick, L ERA: 3.68 Frank Linzy, R ERA: 2.95 (7, 1)	IP: 6.0 WLS: L BF: 25 H: 3 R: 2 ER: 2 SO: 6 BB: 4 IBB: 0 HBP: 0 BLK: 0 WP: 1 HR: 1 S: 33 P: 49 ERA: 3.00 WHIP: 1.167															PITCHER					

AB	31
R	1
H	5
RBI	1
BB	5
SO	7
LOB	22



AB	30
R	3
H	6
RBI	3
BB	4
SO	6
LOB	11

Batter	1	2	3	4	5	6	7	8	9	AB	R	H	RBI	BB	SO	LOB	TOP								
Bobby Bonds, R OBP: 0.359, SLG: 0.420 (1, 9)										5	3	2	0	0	1	4	San Francisco Giants @ Philadelphia Phillies Connie Mack Stadium, Philadelphia, PA Sat May 17 1969, 7:05 PM EDT Att: 12,514 - Unknown								
Ron Hunt, R OBP: 0.339, SLG: 0.247 (1, 4)										5	1	3	2	0	0	1									
Willie Mays, R OBP: 0.400, SLG: 0.491 (1, 8)										5	0	1	1	0	1	3									
Willie McCovey, L OBP: 0.423, SLG: 0.633 Bob Burda, L OBP: 0.333, SLG: 0.417 (6, 3)										2	1	1	1	1	1	0									
Jim Davenport, R OBP: 0.289, SLG: 0.355 (1, 5)										4	0	1	1	0	0	1									
Ken Henderson, S OBP: 0.324, SLG: 0.500 (1, 7)										3	0	0	0	1	1	2									
Dick Dietz, R OBP: 0.347, SLG: 0.344 (1, 2)										4	0	1	0	0	0	3									
Hal Lanier, R OBP: 0.224, SLG: 0.223 (1, 6)										4	0	0	0	0	1	2									
Gaylord Perry, R OBP: 0.172, SLG: 0.143 (1, 1)										4	0	1	0	0	0	1									
Inning Stats	R: 2 E: 0 K: 1 S: 8	H: 3 LOB: 2 BB: 1 P: 12	R: 1 E: 1 K: 0 S: 5	H: 1 LOB: 1 BB: 0 P: 5	R: 0 E: 0 K: 1 S: 5	H: 0 LOB: 0 BB: 0 P: 5	R: 0 E: 1 K: 1 S: 6	H: 1 LOB: 1 BB: 0 P: 6	R: 1 E: 0 K: 0 S: 4	H: 1 LOB: 0 BB: 0 P: 4	R: 0 E: 0 K: 1 S: 6	H: 1 LOB: 2 BB: 1 P: 10	R: 0 E: 0 K: 0 S: 3	H: 0 LOB: 0 BB: 0 P: 3	R: 0 E: 0 K: 0 S: 3	H: 0 LOB: 0 BB: 0 P: 3	R: 1 E: 0 K: 0 S: 5	H: 2 LOB: 1 BB: 0 P: 5	1B: 7 2B: 2 3B: 0 HR: 1	SF: 0 SAC: 0 DP: 0 HBP: 0	WP: 0 PB: 0 SB: 1 CS: 0	PA: 40			
PITCHER	IP	WLS	BF	H	R	ER	SO	BB	IBB	HBP	BLK	WP	HR	S	P	ERA	WHIP								
Gary Wagner, R ERA: 7.91 (1, 1)	5.0	L	23	6	4	3	3	1	0	0	0	0	1	28	32	5.40	1.400								
Barry Lersch, R ERA: 8.75 (6, 1)	2.0		9	2	0	0	2	1	0	0	0	0	0	12	16	0.00	1.500								
Al Raffo, R ERA: 4.5 (8, 1)	2.0		8	2	1	1	0	0	0	0	0	0	0	8	8	4.50	1.000								

AB 38
R 5
H 10
RBI 5
BB 2
SO 5
LOB 19



Batter	1	2	3	4	5	6	7	8	9	AB	R	H	RBI	BB	SO	LOB	BOTTOM								
Tony Taylor, R OBP: 0.324, SLG: 0.301 (1, 5)										5	0	2	0	0	0	1	San Francisco Giants @ Philadelphia Phillies Connie Mack Stadium, Philadelphia, PA Sat May 17 1969, 7:05 PM EDT Att: 12,514 - Unknown								
John Briggs, L OBP: 0.286, SLG: 0.211 (1, 8)										4	0	1	0	1	2	3									
Dick Allen, R OBP: 0.383, SLG: 0.625 (1, 3)										5	0	1	0	0	1	6									
Johnny Callison, L OBP: 0.341, SLG: 0.433 (1, 9)										4	0	1	0	0	1	3									
Deron Johnson, R OBP: 0.398, SLG: 0.402 (1, 7)										3	0	1	0	1	2	2									
Cookie Rojas, R OBP: 0.288, SLG: 0.261 (1, 4)										4	0	0	0	0	2	4									
Don Money, R OBP: 0.325, SLG: 0.434 (1, 6)										3	0	1	0	1	1	2									
Mike Ryan, R OBP: 0.256, SLG: 0.298 (1, 2)										4	0	0	0	0	0	5									
Gary Wagner, R Gene Stone, L Barry Lersch, S Vic Roznovsky, L Al Raffo, R Ron Stone, L (1, 1) (5, PH) (6, 1) (7, PH) (8, 1) (9, PH)										1	0	0	0	0	0	0									
Inning Stats	R: 0 E: 0 K: 1 S: 6	H: 1 LOB: 0 BB: 0 P: 6	R: 0 E: 0 K: 2 S: 8	H: 1 LOB: 0 BB: 0 P: 8	R: 0 E: 0 K: 1 S: 5	H: 0 LOB: 0 BB: 0 P: 5	R: 0 E: 0 K: 2 S: 9	H: 2 LOB: 3 BB: 1 P: 13	R: 0 E: 0 K: 1 S: 7	H: 2 LOB: 2 BB: 0 P: 7	R: 0 E: 0 K: 1 S: 5	H: 0 LOB: 1 BB: 1 P: 9	R: 0 E: 0 K: 0 S: 4	H: 1 LOB: 0 BB: 0 P: 4	R: 0 E: 0 K: 1 S: 6	H: 1 LOB: 0 BB: 0 P: 6	R: 0 E: 0 K: 0 S: 3	H: 0 LOB: 2 BB: 2 P: 11	1B: 6 2B: 1 3B: 1 HR: 0	SF: 0 SAC: 0 DP: 0 HBP: 0	WP: 0 PB: 0 SB: 0 CS: 0	PA: 39			
PITCHER	IP	WLS	BF	H	R	ER	SO	BB	IBB	HBP	BLK	WP	HR	S	P	ERA	WHIP								
Gaylord Perry, R ERA: 2.54 (1, 1)	9.0	W	39	8	0	0	9	4	0	0	0	0	0	53	69	0.00	1.333								



Batter	1	2	3	4	5	6	7	8	9	AB	R	H	RBI	BB	SO	LOB	TOP					
Bobby Bonds, R OBP: 0.365, SLG: 0.423 (1, 8)										4	1	1	0	2	2	4	San Francisco Giants @ Philadelphia Phillies Connie Mack Stadium, Philadelphia, PA Sun May 18 1969, 3:33 AM EDT Att: 17,534 - Unknown					
Ron Hunt, R OBP: 0.358, SLG: 0.287 (1, 4)										4	1	3	1	1	1	1						
Jim Davenport, R OBP: 0.273, SLG: 0.333 (1, 5)										5	0	0	0	0	1	5						
Willie McCovey, L OBP: 0.433, SLG: 0.647 Cesar Gutierrez, R OBP: 0.379, SLG: 0.261 (7, 6)										4	2	3	1	0	0	0						
Dick Dietz, R OBP: 0.338, SLG: 0.323 (1, 2)										4	1	0	0	1	1	2						
Ken Henderson, S OBP: 0.341, SLG: 0.500 (9, 7)										4	1	2	1	0	1	0						
Dave Marshall, L OBP: 0.318 Bobby Bolin, R OBP: 0.294, SLG: 0.214 (9, 1)									4	1	2	1	0	1	3							
Hal Lanier, R OBP: 0.228, SLG: 0.228 Bob Burda, L OBP: 0.341, SLG: 0.500 (7, 3)									2	0	1	0	0	0	0							
Juan Marichal, R OBP: 0.286, SLG: 0.346 Frank Linzy, R (7, 1) Joe Gibbon, R (7, 1) Willie Mays, R OBP: 0.405, SLG: 0.491 (9, 8)									3	0	1	1	0	0	1							
Inning Stats	R: 2 E: 0 K: 2 S: 10	H: 3 LOB: 2 BB: 1 P: 14	R: 0 E: 0 K: 1 S: 6	H: 1 LOB: 2 BB: 1 P: 10	R: 0 E: 0 K: 0 S: 3	H: 0 LOB: 0 BB: 0 P: 3	R: 1 E: 0 K: 1 S: 4	H: 2 LOB: 2 BB: 1 P: 8	R: 1 E: 0 K: 1 S: 7	H: 2 LOB: 1 BB: 0 P: 7	R: 0 E: 0 K: 1 S: 7	H: 2 LOB: 2 BB: 0 P: 7	R: 4 E: 1 K: 1 S: 9	H: 3 LOB: 1 BB: 1 P: 13	R: 0 E: 0 K: 0 S: 3	H: 0 LOB: 0 BB: 0 P: 3		R: 0 E: 0 K: 1 S: 6	H: 1 LOB: 2 BB: 1 P: 10	1B: 8 2B: 4 3B: 1 HR: 1	SF: 2 SAC: 2 DP: 0 HBP: 0	WP: 1 PB: 0 SB: 1 CS: 0
PITCHER	IP WLS BF H R ER SO BB IBB HBP BLK WP HR S P ERA WHIP																					
Grant Jackson, L ERA: 3.9	(1, 1) 6.0 31 11 5 5 5 3 0 0 0 0 0 0 38 50 7.50 2.333																					
Jerry Johnson, R ERA: 3.79	(7, 1) 0.2 6 2 3 2 0 1 0 0 0 0 0 1 5 9 27.00 4.500																					
Luis Peraza, R ERA: 13.5	(7, 1) 0.1 1 0 0 0 1 0 0 0 0 0 0 0 3 3 0.00 0.000																					
Turk Farrell, R ERA: 3.14	(8, 1) 2.0 W 8 1 0 0 1 0 0 1 0 0 1 0 9 13 0.00 0.500																					

Batter	1	2	3	4	5	6	7	8	9	AB	R	H	RBI	BB	SO	LOB	BOTTOM					
Tony Taylor, R OBP: 0.319, SLG: 0.306 (1, 5)										5	0	1	0	0	0	5	San Francisco Giants @ Philadelphia Phillies Connie Mack Stadium, Philadelphia, PA Sun May 18 1969, 3:33 AM EDT Att: 17,534 - Unknown					
Don Money, R OBP: 0.321, SLG: 0.424 (1, 6)										5	1	1	0	0	1	2						
Dick Allen, R OBP: 0.254, SLG: 0.650 John Briggs, L OBP: 0.286, SLG: 0.211 (9, 7)										4	2	2	2	1	2	0						
Johnny Callison, L OBP: 0.343, SLG: 0.456 (1, 9)										5	2	2	1	0	0	1						
Deron Johnson, R OBP: 0.390, SLG: 0.392 (9, 3)										5	1	1	1	0	2	0						
Cookie Rojas, R OBP: 0.295, SLG: 0.270 (1, 4)										5	1	2	0	0	1	0						
Mike Ryan, R OBP: 0.333, SLG: 0.331 Dave Watkins, R OBP: 0.600, SLG: 0.500 (7, PR)										4	1	2	2	0	0	2						
Larry Hisle, R OBP: 0.286, SLG: 0.309 (1, 8)										5	0	4	2	0	1	2						
Grant Jackson, S OBP: 0.333, SLG: 0.263 Jerry Johnson, R OBP: 0.290, SLG: 0.111 Luis Peraza, R OBP: 0.302, SLG: 0.429 Gene Stone, L OBP: 0.302, SLG: 0.500 Rick Joseph, R OBP: 0.302, SLG: 0.429 Turk Farrell, R (8, 1)										2	0	1	1	1	0	1						
Inning Stats	R: 2 E: 0 K: 1 S: 7	H: 3 LOB: 0 BB: 0 P: 7	R: 1 E: 1 K: 1 S: 8	H: 3 LOB: 0 BB: 0 P: 8	R: 0 E: 0 K: 1 S: 5	H: 0 LOB: 0 BB: 0 P: 5	R: 1 E: 0 K: 0 S: 5	H: 2 LOB: 1 BB: 0 P: 5	R: 1 E: 0 K: 2 S: 8	H: 1 LOB: 0 BB: 0 P: 8	R: 0 E: 0 K: 0 S: 4	H: 1 LOB: 2 BB: 1 P: 8	R: 3 E: 0 K: 1 S: 10	H: 5 LOB: 2 BB: 0 P: 10	R: 0 E: 0 K: 0 S: 3	H: 0 LOB: 1 BB: 1 P: 7		R: 1 E: 0 K: 1 S: 6	H: 2 LOB: 1 BB: 0 P: 6	1B: 12 2B: 2 3B: 0 HR: 3	SF: 0 SAC: 0 DP: 0 HBP: 0	WP: 0 PB: 0 SB: 2 CS: 0
PITCHER	IP WLS BF H R ER SO BB IBB HBP BLK WP HR S P ERA WHIP																					
Juan Marichal, R ERA: 2.44	(1, 1) 6.1 31 12 7 7 6 1 0 0 0 0 0 0 42 46 9.95 2.053																					
Frank Linzy, R ERA: 3.32	(7, 1) 0.1 4 3 1 1 0 0 0 0 0 0 0 0 4 4 27.00 9.000																					
Joe Gibbon, L ERA: 1.93	(7, 1) 1.1 5 0 0 0 0 1 0 0 0 0 0 0 4 8 0.00 0.750																					
Bobby Bolin, R ERA: 4.33	(9, 1) 0.2 L 4 2 1 1 1 0 0 0 0 0 0 0 6 6 13.50 3.000																					



Batter	1	2	3	4	5	6	7	8	9	AB	R	H	RBI	BB	SO	LOB	TOP				
Lou Brock, L OBP: 0.252, SLG: 0.333 (1, 7)	F5		F6		SF8 1B		2B		IBB	4	1	2	0	1	0	0	St. Louis Cardinals @ San Francisco Giants Candlestick Park, San Francisco, CA Tue May 20 1969, 10:05 PM EDT Att: 8,775 - Unknown				
Phil Gaigliano, R OBP: 0.314, SLG: 0.233 (1, 4)	G6-4-3 BB		F6		1B		5-3		6-3	3	0	0	0	2	0	2					
Curt Flood, R OBP: 0.329, SLG: 0.343 (1, 8)	G6-4-3 1-2		HR		SF8		6-3			3	1	1	2	0	0	1					
Joe Torre, R OBP: 0.353, SLG: 0.457 (1, 3)		K	6-3		FC4 1B				G1-6-3 1B	4	0	2	0	0	1	0					
Mike Shannon, R OBP: 0.268, SLG: 0.336 (1, 5)		1B 1B			1-3		FC4		F9	4	1	1	0	0	0	3					
Tim McCarver, L OBP: 0.354, SLG: 0.375 (1, 2)		K			5-3				G1-6-3 1-2	4	0	1	0	0	1	2					
Jim Hicks, R OBP: 0.267, SLG: 0.357 (1, 9)		1B 1-2 1B			FC6-4 1B		5-3		SH1-3 1B	4	0	3	0	0	0	1					
Dal Maxvill, R OBP: 0.304, SLG: 0.263 (1, 6)					FC6-4 1-2		F3		K	4	0	1	1	0	1	3					
Bob Gibson, R OBP: 0.308, SLG: 0.320 (1, 1)		K			F6		F6		SH1-3 1-2	3	0	0	0	0	1	3					
Inning Stats	R: 0 E: 0 K: 0 S: 2	H: 0 LOB: 0 BB: 1 P: 6	R: 1 E: 0 K: 3 S: 12	H: 3 LOB: 2 BB: 0 P: 12	R: 1 E: 0 K: 0 S: 4	H: 1 LOB: 1 BB: 0 P: 4	R: 0 E: 0 K: 0 S: 4	H: 1 LOB: 1 BB: 0 P: 4	R: 1 E: 0 K: 0 S: 5	H: 2 LOB: 2 BB: 1 P: 9	R: 0 E: 0 K: 0 S: 4	H: 1 LOB: 0 BB: 0 P: 3	R: 0 E: 0 K: 0 S: 3	H: 1 LOB: 0 BB: 0 P: 3	R: 0 E: 0 K: 1 S: 6	H: 1 LOB: 2 BB: 1 P: 10	1B: 9 2B: 1 3B: 0 HR: 1	SF: 1 SAC: 1 DP: 2 HBP: 0	WP: 0 PB: 0 SB: 1 CS: 0	PA: 38	
PITCHER	IP	WLS	BF	H	R	ER	SO	BB	IBB	HBP	BLK	WP	HR	S	P	ERA	WHIP				
Mike McCormick, L ERA: 3.74 (1, 1)	7.0	L	30	9	3	3	3	2	0	0	0	0	1	34	42	3.86	1.571				
Frank Linzy, R ERA: 3.04 (8, 1)	2.0		8	2	0	0	1	0	1	0	0	0	0	9	13	0.00	1.000				

Batter	1	2	3	4	5	6	7	8	9	AB	R	H	RBI	BB	SO	LOB	BOTTOM				
Bobby Bonds, R OBP: 0.362, SLG: 0.413 (1, 9)	K		S BB		6-3				K	3	0	0	0	1	2	0	St. Louis Cardinals @ San Francisco Giants Candlestick Park, San Francisco, CA Tue May 20 1969, 10:05 PM EDT Att: 8,775 - Unknown				
Ron Hunt, R OBP: 0.347, SLG: 0.276 (1, 4)	F8		F9 1-2				6-3		F8	4	0	0	0	0	0	1					
Willie Mays, R OBP: 0.392, SLG: 0.473 (1, 8)	K		F2				K		6-3	4	0	0	0	0	2	1					
Willie McCovey, L OBP: 0.427, SLG: 0.632 (1, 3)		1-3			F6		1B		F5	4	0	1	0	0	0	0					
Jim Davenport, R OBP: 0.272, SLG: 0.329 (1, 5)		1B 1B			F3		F9		G3	4	0	1	0	0	0	1					
Ken Henderson, S OBP: 0.356, SLG: 0.488 (1, 7)		F9			BB		F7		BB 1B	3	0	1	0	1	0	1					
Dick Dietz, R OBP: 0.358, SLG: 0.328 (1, 2)					F3				BB 1-2 BB	2	0	1	0	2	0	1					
Hal Lanier, R OBP: 0.225, SLG: 0.224 (7, PH) Don Mason, L OBP: 0.375, SLG: 0.320 (8, 6)	F8				6-3		K		K	2	0	0	0	0	0	2					
Mike McCormick, L OBP: 0.286, SLG: 0.714 (7, PH) Dave Marshall, L OBP: 0.312, SLG: 0.313 (8, 1) Frank Linzy, R			F7		6-3		F2			2	0	0	0	0	0	0					
Inning Stats	R: 0 E: 0 K: 2 S: 7	H: 0 LOB: 0 BB: 0 P: 7	R: 0 E: 0 K: 0 S: 5	H: 2 LOB: 2 BB: 0 P: 5	R: 0 E: 0 K: 0 S: 3	H: 0 LOB: 1 BB: 1 P: 7	R: 0 E: 0 K: 0 S: 3	H: 0 LOB: 0 BB: 0 P: 3	R: 0 E: 0 K: 1 S: 6	H: 1 LOB: 1 BB: 0 P: 6	R: 0 E: 0 K: 1 S: 5	H: 0 LOB: 1 BB: 1 P: 9	R: 0 E: 0 K: 1 S: 5	H: 0 LOB: 0 BB: 0 P: 5	R: 0 E: 0 K: 1 S: 6	H: 1 LOB: 2 BB: 1 P: 10	1B: 4 2B: 0 3B: 0 HR: 0	SF: 0 SAC: 0 DP: 0 HBP: 0	WP: 0 PB: 0 SB: 1 CS: 0	PA: 35	
PITCHER	IP	WLS	BF	H	R	ER	SO	BB	IBB	HBP	BLK	WP	HR	S	P	ERA	WHIP				
Bob Gibson, R ERA: 1.7 (1, 1)	9.0	W	35	4	0	0	6	4	0	0	0	0	0	43	59	0.00	0.889				

AB 33
R 3
H 11
RBI 3
BB 3
SO 4
LOB 15



AB 31
R 0
H 4
RBI 0
BB 4
SO 6
LOB 11



Batter	1	2	3	4	5	6	7	8	9	AB	R	H	RBI	BB	SO	LOB	TOP			
Lou Brock, L OBP: 0.250, SLG: 0.329 (1, 7)	6-3		WP S 1B		F7		3-1		FC6-4	5	0	1	0	0	0	2				
Phil Gaigliano, R OBP: 0.300, SLG: 0.229 (1, 4)	K		K		F9			SH2-4 1B	F9	5	0	1	0	0	2	2				
Curt Flood, R OBP: 0.335, SLG: 0.345 (1, 8)	FC4 HBP		K			G6-4-3 1B		SH2-4		2	0	1	0	0	1	1				
Joe Torre, R OBP: 0.344, SLG: 0.444 (1, 3)	FC4		1-3			G6-4-3		K		4	0	0	0	0	1	5				
Tim McCarver, L OBP: 0.359, SLG: 0.400 (1, 2)		4-3				F9				3	1	1	1	1	0	0				
Mike Shannon, R OBP: 0.287, SLG: 0.340 (1, 5)		1B 2B			1-3			6-3	6-3	4	0	1	0	0	0	2				
Jim Hicks, R OBP: 0.324, SLG: 0.484 (1, 9)		2B 1B			K			4-3 1B BB		3	2	2	1	1	1	0				
Dal Maxvill, R OBP: 0.299, SLG: 0.257 (7, PH)		6-3			1-3			4-3		2	0	0	0	0	0	1				
Vada Pinson, L OBP: 0.337, SLG: 0.449 (7, PH)								1-2	FC1-6 BB	1	0	0	0	0	0	1				
Steve Huntz, S OBP: 0.250, SLG: 0.087 (7, 6)								2H	FC6-4	1	0	0	0	0	0	1				
Nelson Briles, R OBP: 0.125, SLG: 0.125 (1, 1)					F3				FC1-6	2	0	0	0	0	0	0				
Joe Hague, L OBP: 0.269, SLG: 0.255 (7, PH)										1	0	1	1	0	0	0				
Gary Waslewski, R OBP: 0.269, SLG: 0.255 (7, 1)										0	0	0	0	0	0	0				
Bill White, L OBP: 0.250, SLG: 0.143 (9, PH)										1	0	0	0	0	0	1				
Inning Stats	R: 0 E: 0 K: 1 S: 5	H: 0 LOB: 1 BB: 0 P: 6	R: 0 E: 0 K: 0 S: 4	H: 2 LOB: 1 BB: 0 P: 4	R: 0 E: 0 K: 2 S: 9	H: 1 LOB: 2 BB: 0 P: 9	R: 1 E: 0 K: 1 S: 6	H: 1 LOB: 0 BB: 0 P: 6	R: 0 E: 0 K: 0 S: 3	H: 1 LOB: 0 BB: 0 P: 3	R: 1 E: 0 K: 0 S: 4	H: 1 LOB: 1 BB: 1 P: 8	R: 0 E: 0 K: 1 S: 6	H: 1 LOB: 2 BB: 1 P: 10	R: 1 E: 0 K: 0 S: 4	H: 1 LOB: 1 BB: 1 P: 8	1B: 5 2B: 1 3B: 0 HR: 2	SF: 0 SAC: 1 DP: 1 HBP: 1	WP: 1 PB: 0 SB: 2 CS: 0	PA: 38
PITCHER Gaylord Perry, R ERA: 2.59 (1, 1)	IP: 9.0 WLS: W BF: 38 H: 8 R: 3 ER: 3 SO: 5 BB: 2 IBB: 1 HBP: 1 BLK: 0 WP: 1 HR: 2 S: 44 P: 57 ERA: 3.00 WHIP: 1.111															PITCHER				

St. Louis Cardinals @ San Francisco Giants
Candlestick Park, San Francisco, CA
Wed May 21 1969, 6:33 AM EDT
Att: 4,419 - Unknown

AB 33
R 3
H 8
RBI 3
BB 3
SO 5
LOB 15



Batter	1	2	3	4	5	6	7	8	9	AB	R	H	RBI	BB	SO	LOB	BOTTOM			
Bobby Bonds, R OBP: 0.352, SLG: 0.400 (1, 9)	6-3		K		K			F8		4	0	0	0	0	2	1				
Ron Hunt, R OBP: 0.344, SLG: 0.275 (1, 4)	6-3		1-3		F8			HR 1B		4	1	1	0	0	0	1				
Willie Mays, R OBP: 0.395, SLG: 0.496 (1, 8)	K				FC6-4 BB		F9	HR		3	1	1	2	1	1	0				
Willie McCovey, L OBP: 0.430, SLG: 0.636 (1, 3)		3-1 1B 2B			K		G6-4-3 1B	F7		4	1	2	0	0	1	1				
Jim Davenport, R OBP: 0.260, SLG: 0.315 (1, 5)		3-1			FC6-4		G6-4-3	6-3		4	0	0	0	0	0	3				
Ken Henderson, S OBP: 0.354, SLG: 0.465 (1, 7)		K			F8			5-3 BB HBP		2	0	0	0	0	1	2				
Dick Dietz, R OBP: 0.381, SLG: 0.338 (1, 2)								SH2-3 1B BB		1	1	1	1	2	0	0				
Hal Lanier, R OBP: 0.221, SLG: 0.220 (1, 6)		3H F4						SH2-3		2	0	0	0	0	1	3				
Gaylord Perry, R OBP: 0.188, SLG: 0.161 (1, 1)					4-3			5-3		3	0	1	1	0	0	2				
Inning Stats	R: 0 E: 0 K: 1 S: 5	H: 0 LOB: 0 BB: 0 P: 5	R: 1 E: 0 K: 1 S: 7	H: 2 LOB: 1 BB: 0 P: 7	R: 0 E: 0 K: 1 S: 5	H: 0 LOB: 0 BB: 0 P: 5	R: 0 E: 1 K: 1 S: 5	H: 0 LOB: 1 BB: 1 P: 9	R: 1 E: 0 K: 1 S: 6	H: 1 LOB: 1 BB: 1 P: 10	R: 0 E: 0 K: 0 S: 3	H: 1 LOB: 0 BB: 0 P: 3	R: 0 E: 0 K: 1 S: 4	H: 0 LOB: 1 BB: 1 P: 9	R: 2 E: 0 K: 0 S: 5	H: 2 LOB: 0 BB: 0 P: 5	1B: 4 2B: 1 3B: 0 HR: 1	SF: 0 SAC: 1 DP: 1 HBP: 1	WP: 0 PB: 0 SB: 0 CS: 0	PA: 32
PITCHER Nelson Briles, R ERA: 5.12 (1, 1)	IP: 6.0 WLS: L BF: 23 H: 4 R: 2 ER: 2 SO: 2 BB: 2 IBB: 0 HBP: 0 BLK: 0 WP: 0 HR: 0 S: 31 P: 39 ERA: 3.00 WHIP: 1.000															PITCHER				
PITCHER Gary Waslewski, R ERA: 4.6 (7, 1)	IP: 2.0 WLS: L BF: 9 H: 2 R: 2 ER: 2 SO: 1 BB: 1 IBB: 0 HBP: 1 BLK: 0 WP: 0 HR: 1 S: 9 P: 14 ERA: 9.00 WHIP: 1.500															PITCHER				

St. Louis Cardinals @ San Francisco Giants
Candlestick Park, San Francisco, CA
Wed May 21 1969, 6:33 AM EDT
Att: 4,419 - Unknown

AB 27
R 4
H 6
RBI 4
BB 3
SO 6
LOB 13



Batter	1	2	3	4	5	6	7	8	9	10	11	AB	R	H	RBI	BB	SO	LOB	TOP								
Lou Brock, L OBP: 0.254, SLG: 0.349 (1, 7)												5	1	2	1	0	2	1									
Julian Javier, R OBP: 0.308, SLG: 0.395 (1, 4)												5	1	2	0	0	2	2									
Curt Flood, R OBP: 0.339, SLG: 0.349 (1, 8)												4	3	2	0	0	0	1									
Joe Torre, R OBP: 0.354, SLG: 0.452 (9, PR)												4	0	3	1	0	0	1									
Phil Gagliano, R OBP: 0.317, SLG: 0.229 (9, 3)												0	0	0	0	0	0	0									
Steve Carlton, L OBP: 0.253, SLG: 0.316 (11, PR)												0	1	0	0	0	0	0									
Dave Ricketts, S OBP: 0.571, SLG: 0.400 (11, 3)												5	1	2	3	0	0	2									
Tim McCarver, L OBP: 0.360, SLG: 0.408 (1, 2)												5	1	2	3	0	0	2									
Mike Shannon, R OBP: 0.259, SLG: 0.331 (1, 5)												4	0	0	1	0	0	2									
Jim Hicks, R OBP: 0.308, SLG: 0.429 (1, 9)												4	1	0	0	1	1	0									
Dal Maxvill, R OBP: 0.294, SLG: 0.252 (8, PH)												2	0	0	0	0	0	0									
Joe Hogue, L OBP: 0.264, SLG: 0.250 (8, 6)												2	0	0	0	0	0	0									
Steve Huntz, S OBP: 0.233, SLG: 0.080 (8, 6)												2	0	0	1	0	0	1									
Ray Washburn, R OBP: 0.235, SLG: 0.133 (8, PH)												2	0	1	0	0	1	0									
Bill White, L OBP: 0.235, SLG: 0.133 (8, PH)												1	0	0	0	0	1	0									
Ron Willis, R OBP: 1.000, SLG: 1.000 (8, 1)												0	0	0	0	0	0	0									
Bob Johnson, R (10, PH)												1	0	0	0	0	0	0									
Joe Hoerner, R (10, 1)												1	0	0	0	0	1	1									
Inning Stats	R: 1 E: 0 K: 0 S: 5	H: 3 LOB: 1 BB: 0 P: 5	R: 0 E: 0 K: 0 S: 3	H: 0 LOB: 0 BB: 0 P: 3	R: 0 E: 0 K: 2 S: 7	H: 1 LOB: 0 BB: 0 P: 7	R: 0 E: 0 K: 0 S: 3	H: 1 LOB: 0 BB: 0 P: 3	R: 0 E: 0 K: 0 S: 3	H: 0 LOB: 0 BB: 0 P: 3	R: 0 E: 0 K: 1 S: 5	H: 2 LOB: 2 BB: 0 P: 8	R: 0 E: 0 K: 1 S: 5	H: 0 LOB: 0 BB: 0 P: 5	R: 6 E: 2 K: 1 S: 9	H: 3 LOB: 1 BB: 2 P: 17	1B: 9 2B: 3 3B: 0 HR: 1	SF: 1 SAC: 1 DP: 2 HBP: 0	WP: 1 PB: 0 SB: 1 CS: 2	PA: 46							
PITCHER	Juan Marichal, R ERA: 2.37 (1, 1)	IP: 6.0 WLS: 21 BF: 21	H: 6 R: 1 ER: 1 SO: 4	BB: 0 IBB: 0 HBP: 0 BLK: 0	WP: 0 HR: 0 S: 29 P: 29	ERA: 1.50 WHIP: 1.000		PITCHER	IP: 7.0 WLS: 10 BF: 27	H: 7 R: 2 ER: 1 SO: 6	BB: 1 IBB: 0 HBP: 0 BLK: 0	WP: 0 HR: 0 S: 38 P: 42	ERA: 1.29 WHIP: 1.000		PITCHER	IP: 2.0 WLS: 10 BF: 10	H: 1 R: 0 ER: 1 SO: 1	BB: 2 IBB: 0 HBP: 0 BLK: 0	WP: 0 HR: 0 S: 9 P: 21	ERA: 0.00 WHIP: 1.500		PITCHER	IP: 2.0 WLS: 8 BF: 8	H: 2 R: 1 ER: 1 SO: 0	BB: 0 IBB: 0 HBP: 0 BLK: 0	WP: 0 HR: 0 S: 8 P: 8	ERA: 4.50 WHIP: 1.000

St. Louis Cardinals @ San Francisco Giants
Candlestick Park, San Francisco, CA
Thu May 22 1969, 6:33 AM EDT
Att: 4,746 - Unknown

AB 41
R 8
H 12
RBI 7
BB 2
SO 8
LOB 11



Batter	1	2	3	4	5	6	7	8	9	10	11	AB	R	H	RBI	BB	SO	LOB	BOTTOM	
Bobby Bonds, R OBP: 0.353, SLG: 0.400 (1, 9)												5	1	2	0	0	0	2		
Ron Hunt, R OBP: 0.338, SLG: 0.272 (1, 4)												5	0	1	0	0	1	2		
Willie Mays, R OBP: 0.588, SLG: 0.487 (1, 8)												4	0	1	1	0	0	1		
Willie McCovey, L OBP: 0.429, SLG: 0.619 (1, 3)												3	0	0	0	2	0	2		
Jim Davenport, R OBP: 0.277, SLG: 0.330 (1, 5)												5	1	3	0	0	1	3		
Ken Henderson, S OBP: 0.340, SLG: 0.438 (1, 7)												5	1	1	0	0	1	2		
Dick Dietz, R OBP: 0.375, SLG: 0.324 (7, 1)												3	0	0	0	1	1	1		
Cesar Gutierrez, R OBP: 0.379, SLG: 0.261 (9, PR)												0	0	0	0	0	0	0		
Jack Hiatt, R OBP: 0.349, SLG: 0.418 (10, 2)												1	0	1	0	0	0	0		
Hal Lanier, R OBP: 0.215, SLG: 0.215 (1, 6)												3	0	0	1	0	1	1		
Juan Marichal, R ERA: 2.37 (1, 1)												2	0	0	0	0	1	1		
Frank Linzy, R ERA: 2.7 (7, 1)												1	0	0	0	0	0	0		
Bob Bonds, L OBP: 0.327, SLG: 0.500 (9, PH)												0	0	0	0	0	0	0		
Joe Gibson, R OBP: 0.317, SLG: 0.229 (9, 3)												0	0	0	0	0	0	0		
Ron Willis, R OBP: 1.000, SLG: 1.000 (8, 1)												0	0	0	0	0	0	0		
Bob Johnson, R (10, PH)												0	0	0	0	0	0	0		
Joe Hoerner, R OBP: 0.360, SLG: 0.408 (10, 1)												1	0	0	0	0	0	1		
Inning Stats	R: 1 E: 0 K: 1 S: 6	H: 1 LOB: 1 BB: 1 P: 10	R: 0 E: 0 K: 2 S: 7	H: 0 LOB: 0 BB: 0 P: 7	R: 0 E: 0 K: 1 S: 7	H: 2 LOB: 2 BB: 0 P: 7	R: 1 E: 1 K: 0 S: 5	H: 2 LOB: 1 BB: 0 P: 5	R: 0 E: 0 K: 0 S: 3	H: 0 LOB: 0 BB: 0 P: 3	R: 0 E: 0 K: 1 S: 6	H: 2 LOB: 2 BB: 1 P: 10	R: 0 E: 0 K: 0 S: 3	H: 0 LOB: 0 BB: 0 P: 3	R: 1 E: 0 K: 0 S: 5	H: 2 LOB: 1 BB: 0 P: 5	1B: 8 2B: 2 3B: 0 HR: 0	SF: 2 SAC: 1 DP: 1 HBP: 0	WP: 0 PB: 1 SB: 1 CS: 0	PA: 45
PITCHER	Ray Washburn, R ERA: 2.56 (8, 1)	IP: 7.0 WLS: 10 BF: 27	H: 6 R: 2 ER: 1 SO: 6	BB: 1 IBB: 0 HBP: 0 BLK: 0	WP: 0 HR: 0 S: 38 P: 42	ERA: 1.29 WHIP: 1.000		PITCHER	IP: 2.0 WLS: 10 BF: 10	H: 1 R: 0 ER: 1 SO: 1	BB: 2 IBB: 0 HBP: 0 BLK: 0	WP: 0 HR: 0 S: 9 P: 21	ERA: 0.00 WHIP: 1.500		PITCHER	IP: 2.0 WLS: 8 BF: 8	H: 2 R: 1 ER: 1 SO: 0	BB: 0 IBB: 0 HBP: 0 BLK: 0	WP: 0 HR: 0 S: 8 P: 8	ERA: 4.50 WHIP: 1.000

St. Louis Cardinals @ San Francisco Giants
Candlestick Park, San Francisco, CA
Thu May 22 1969, 6:33 AM EDT
Att: 4,746 - Unknown

AB 38
R 3
H 9
RBI 2
BB 4
SO 7
LOB 16



Batter	1	2	3	4	5	6	7	8	9	AB	R	H	RBI	BB	SO	LOB	TOP					
Matty Alou, L OBP: 0.376, SLG: 0.452 (1, 8)										4	0	1	0	0	0	2	Pittsburgh Pirates @ San Francisco Giants Candlestick Park, San Francisco, CA Fri May 23 1969, 10:05 PM EDT Att: 8,217 - Unknown livebaseballscorecards.com					
Richie Hebner, L OBP: 0.426, SLG: 0.560 (1, 5)										2	0	0	0	2	0	1						
Willie Stargell, L OBP: 0.386, SLG: 0.537 (1, 7)										4	0	0	0	0	1	4						
Roberto Clemente, R OBP: 0.330, SLG: 0.359 (1, 9)										3	0	1	0	1	1	2						
Al Oliver, L OBP: 0.317, SLG: 0.398 (1, 3)										4	0	0	0	0	0	4						
Jerry May, R OBP: 0.277, SLG: 0.394 (1, 2)										4	0	0	0	0	2	1						
Bill Mazerowski, R OBP: 0.267, SLG: 0.270 (1, 4)										4	0	1	0	0	0	1						
Freddie Patek, R OBP: 0.331, SLG: 0.299 (1, 6)										2	0	1	0	0	0	0						
Dock Ellis, S OBP: 0.167, SLG: 0.167 (1, 1)										2	0	0	0	0	2	2						
Pedro Ramos, S (6, 1)										0	0	0	0	0	0	0						
Manny Sanguillen, R OBP: 0.358, SLG: 0.478 (8, PH)										1	0	1	0	0	0	0						
Ron Kline, R (8, 1)										0	0	0	0	0	0	0						
Inning Stats	R: 0 E: 0 K: 2 S: 8	H: 1 LOB: 2 BB: 1 P: 12	R: 0 E: 0 K: 1 S: 6	H: 1 LOB: 1 BB: 0 P: 6	R: 0 E: 0 K: 0 S: 3	H: 0 LOB: 0 BB: 0 P: 3	R: 0 E: 0 K: 1 S: 5	H: 0 LOB: 0 BB: 0 P: 5	R: 0 E: 0 K: 1 S: 6	H: 1 LOB: 1 BB: 0 P: 6	R: 0 E: 0 K: 0 S: 3	H: 1 LOB: 0 BB: 0 P: 7	R: 0 E: 0 K: 1 S: 5	H: 0 LOB: 0 BB: 0 P: 5	R: 0 E: 0 K: 0 S: 4	H: 1 LOB: 1 BB: 1 P: 4	R: 0 E: 0 K: 0 S: 3	H: 0 LOB: 1 BB: 1 P: 7	1B: 3 2B: 1 3B: 1 HR: 0	SF: 0 SAC: 1 DP: 1 HBP: 0	WP: 0 PB: 0 SB: 0 CS: 0	PA: 34
PITCHER Rich Robertson, R ERA: 3.54 (1, 1)	IP: 9.0 WLS: W BF: 34 H: 5 R: 0 ER: 0 SO: 6 BB: 3 IBB: 0 HBP: 0 BLK: 0 WP: 0 HR: 0 S: 43 P: 55 ERA: 0.00 WHIP: 0.889															PITCHER IP: WLS: BF: H: R: ER: SO: BB: IBB: HBP: BLK: WP: HR: S: P: ERA: WHIP						

Batter	1	2	3	4	5	6	7	8	9	AB	R	H	RBI	BB	SO	LOB	BOTTOM					
Bobby Bonds, R OBP: 0.342, SLG: 0.388 (1, 8)										4	0	0	1	0	0	1	Pittsburgh Pirates @ San Francisco Giants Candlestick Park, San Francisco, CA Fri May 23 1969, 10:05 PM EDT Att: 8,217 - Unknown livebaseballscorecards.com					
Don Mason, L OBP: 0.381, SLG: 0.315 (1, 4)										4	0	1	0	1	0	1						
Ken Henderson, S OBP: 0.351, SLG: 0.462 (1, 9)										4	0	2	0	0	0	4						
Willie McCovey, L OBP: 0.431, SLG: 0.638 (1, 3)										3	1	1	1	1	0	2						
Dave Marshall, L OBP: 0.296, SLG: 0.296 (1, 7)										4	0	0	0	0	1	4						
Jack Hiatt, R OBP: 0.345, SLG: 0.400 (1, 2)										3	1	0	0	1	1	0						
Bobby Etheridge, R OBP: 0.412, SLG: 0.379 (1, 5)										2	1	1	0	1	0	1						
Hal Lanier, R OBP: 0.221, SLG: 0.221 (7, 6)										1	0	1	0	0	0	0						
Tito Fuentes, S OBP: 0.250, SLG: 0.250 (7, 5)										4	0	1	0	0	1	4						
Rich Robertson, R (1, 1)										3	0	0	0	0	3	4						
Inning Stats	R: 0 E: 0 K: 1 S: 6	H: 1 LOB: 2 BB: 1 P: 10	R: 0 E: 0 K: 3 S: 10	H: 1 LOB: 0 BB: 0 P: 10	R: 0 E: 0 K: 0 S: 4	H: 1 LOB: 2 BB: 1 P: 8	R: 2 E: 3 K: 1 S: 8	H: 0 LOB: 2 BB: 1 P: 12	R: 0 E: 0 K: 0 S: 3	H: 0 LOB: 1 BB: 1 P: 7	R: 0 E: 0 K: 0 S: 5	H: 2 LOB: 2 BB: 0 P: 5	R: 1 E: 0 K: 0 S: 5	H: 2 LOB: 1 BB: 0 P: 5	R: 0 E: 0 K: 1 S: 5	H: 0 LOB: 0 BB: 0 P: 5	R: 0 E: 0 K: 1 S: 5	H: 0 LOB: 0 BB: 0 P: 5	1B: 5 2B: 1 3B: 0 HR: 1	SF: 1 SAC: 1 DP: 0 HBP: 0	WP: 0 PB: 0 SB: 0 CS: 0	PA: 38
PITCHER Dock Ellis, R ERA: 5.85 (1, 1)	IP: 5.0 WLS: L BF: 26 H: 4 R: 2 ER: 2 SO: 5 BB: 3 IBB: 1 HBP: 0 BLK: 0 WP: 0 HR: 0 S: 32 P: 48 ERA: 0.00 WHIP: 1.400															PITCHER IP: WLS: BF: H: R: ER: SO: BB: IBB: HBP: BLK: WP: HR: S: P: ERA: WHIP						
Pedro Ramos, R ERA: 6.35 (6, 1)	2.0 9 3 1 1 0 0 0 0 0 0 1 9 9 4.50 1.500																					
Ron Kline, R ERA: 3.2 (8, 1)	1.0 3 0 0 0 0 1 0 0 0 0 0 5 5 0.00 0.000																					

Batter	1	2	3	4	5	6	7	8	9	AB	R	H	RBI	BB	SO	LOB	TOP					
Matty Alou, L OBP: 0.368, SLG: 0.442 (1, 8)	F4		F3			G6-4-3	F9			4	0	0	0	0	0	3						
Richie Hebner, L OBP: 0.421, SLG: 0.549 (1, 5)	K			K		HR		F8		4	1	1	0	0	2	0						
Willie Stargell, L OBP: 0.389, SLG: 0.564 (1, 7)	K			F9		HR		K		4	1	2	2	0	2	0						
Roberto Clemente, R OBP: 0.327, SLG: 0.347 (1, 9)		K		F9				4-3		3	0	0	0	1	1	1						
Manny Sanguillen, R OBP: 0.366, SLG: 0.479 (1, 2)	E7			F8		1-3				4	0	2	0	0	0	2						
Al Oliver, L OBP: 0.309, SLG: 0.387 (1, 3)	4-3									3	0	0	0	0	0	1						
Ron Davis, R OBP: 0.297, SLG: 0.273 (9, PH)	4-3					F2		F8		1	0	0	0	0	0	1						
Bill Mazaroski, R OBP: 0.266, SLG: 0.264 (1, 4)	K					F8		G6-4-3		3	0	0	0	1	1	2						
Freddie Patek, R OBP: 0.326, SLG: 0.294 (7, PH)				F6						2	0	0	0	0	0	0						
Gene Alley, R OBP: 0.289, SLG: 0.324 (7, 6)						F9		K		1	0	0	0	0	1	1						
Bob Veale, S OBP: 0.063, SLG: 0.063 (6, PH)				K						1	0	0	0	0	1	0						
Jose Pagan, R OBP: 0.252, SLG: 0.348 (6, 1)										0	0	1	0	0	0	0						
Bruce Dal Canton, R OBP: 0.476, SLG: 0.471 (7, PH)										1	0	1	0	0	0	0						
Carl Taylor, R OBP: 0.476, SLG: 0.471 (7, PH)										0	0	0	0	0	0	0						
Chuck Hartenstein, R OBP: 0.476, SLG: 0.471 (7, 1)										0	0	0	0	0	0	0						
Inning Stats	R: 0 E: 0 K: 2 S: 7	H: 0 LOB: 0 BB: 0 P: 7	R: 0 E: 1 K: 2 S: 8	H: 1 LOB: 1 BB: 0 P: 8	R: 0 E: 0 K: 1 S: 5	H: 0 LOB: 0 BB: 0 P: 5	R: 0 E: 0 K: 1 S: 6	H: 1 LOB: 1 BB: 0 P: 6	R: 0 E: 0 K: 0 S: 3	H: 0 LOB: 0 BB: 0 P: 3	R: 2 E: 0 K: 0 S: 5	H: 3 LOB: 1 BB: 1 P: 9	R: 0 E: 0 K: 1 S: 6	H: 1 LOB: 2 BB: 1 P: 10	R: 0 E: 0 K: 0 S: 5	H: 0 LOB: 0 BB: 0 P: 5	R: 0 E: 0 K: 0 S: 3	H: 1 LOB: 0 BB: 0 P: 3	1B: 5 2B: 1 3B: 0 HR: 1	SF: 0 SAC: 0 DP: 2 HBP: 0	WP: 0 PB: 0 SB: 0 CS: 0	PA: 34
PITCHER Mike McCormick, L ERA: 3.23 (1, 1)	IP: 9.0 WLS: W BF: 34 H: 7 R: 2 ER: 2 SO: 8 BB: 2 IBB: 0 HBP: 0 BLK: 0 WP: 0 HR: 1 S: 48 P: 56 ERA: 2.00 WHIP: 1.000															PITCHER	IP: 9.0 WLS: W BF: 34 H: 7 R: 2 ER: 2 SO: 8 BB: 2 IBB: 0 HBP: 0 BLK: 0 WP: 0 HR: 1 S: 48 P: 56 ERA: 2.00 WHIP: 1.000					

Pittsburgh Pirates @ San Francisco Giants
Candlestick Park, San Francisco, CA
Sat May 24 1969, 6:33 AM EDT
Att: 18,616 - Unknown

AB 32
R 2
H 7
RBI 2
BB 2
SO 8
LOB 11



Batter	1	2	3	4	5	6	7	8	9	AB	R	H	RBI	BB	SO	LOB	BOTTOM			
Bobby Bonds, R OBP: 0.344, SLG: 0.406 (1, 9)	HR			FC6		K		5-3		4	1	1	1	1	1	4				
Tito Fuentes, S OBP: 0.222, SLG: 0.125 (1, 6)	1B									4	0	0	0	1	0	4				
Willie Mays, R OBP: 0.391, SLG: 0.488 (1, 8)	1B			F9		HR		1-3		4	1	2	0	0	0	0				
Willie McCovey, L OBP: 0.432, SLG: 0.655 (1, 3)	K			F7		HR		2B		3	2	1	2	1	1	1				
Ken Henderson, S OBP: 0.344, SLG: 0.464 (1, 7)	1-3			F8		5-3		1B		4	1	1	1	0	0	1				
Jack Hiatt, R OBP: 0.352, SLG: 0.405 (1, 2)				F6		BB		K		4	0	2	1	0	1	0				
Bobby Etheridge, R OBP: 0.405, SLG: 0.496 (1, 5)						K				3	0	1	0	0	1	1				
Hal Lanier, R OBP: 0.219, SLG: 0.220 (7, 6)	BB					K		6-3		1	0	0	0	0	0	1				
Don Mason, L OBP: 0.373, SLG: 0.298 (1, 4)				F8		K				3	0	0	0	1	1	2				
Mike McCormick, L OBP: 0.500, SLG: 0.750 (1, 1)								SH5-3		1	0	1	0	2	0	0				
Inning Stats	R: 1 E: 0 K: 1 S: 6	H: 2 LOB: 1 BB: 1 P: 10	R: 0 E: 0 K: 0 S: 4	H: 1 LOB: 3 BB: 2 P: 12	R: 0 E: 0 K: 0 S: 3	H: 0 LOB: 0 BB: 0 P: 3	R: 0 E: 0 K: 2 S: 8	H: 1 LOB: 2 BB: 1 P: 12	R: 2 E: 0 K: 1 S: 7	H: 2 LOB: 0 BB: 0 P: 7	R: 0 E: 0 K: 1 S: 6	H: 1 LOB: 0 BB: 0 P: 6	R: 2 E: 0 K: 0 S: 5	H: 2 LOB: 1 BB: 1 P: 9	R: 0 E: 0 K: 0 S: 3	H: 0 LOB: 1 BB: 1 P: 7	1B: 5 2B: 2 3B: 0 HR: 2	SF: 0 SAC: 1 DP: 0 HBP: 0	WP: 0 PB: 0 SB: 0 CS: 0	PA: 38
PITCHER Bob Veale, L ERA: 4.38 (1, 1)	IP: 5.0 WLS: L BF: 24 H: 6 R: 3 ER: 3 SO: 4 BB: 4 IBB: 0 HBP: 0 BLK: 0 WP: 0 HR: 2 S: 24 P: 44 ERA: 5.40 WHIP: 2.000															PITCHER	IP: 5.0 WLS: L BF: 24 H: 6 R: 3 ER: 3 SO: 4 BB: 4 IBB: 0 HBP: 0 BLK: 0 WP: 0 HR: 2 S: 24 P: 44 ERA: 5.40 WHIP: 2.000			
PITCHER Bruce Dal Canton, R ERA: 3.74 (6, 1)	IP: 1.0 WLS: 4 BF: 1 H: 0 R: 0 ER: 0 SO: 1 BB: 0 IBB: 0 HBP: 0 BLK: 0 WP: 0 HR: 0 S: 6 P: 6 ERA: 0.00 WHIP: 1.000															PITCHER	IP: 1.0 WLS: 4 BF: 1 H: 0 R: 0 ER: 0 SO: 1 BB: 0 IBB: 0 HBP: 0 BLK: 0 WP: 0 HR: 0 S: 6 P: 6 ERA: 0.00 WHIP: 1.000			
PITCHER Chuck Hartenstein, R ERA: 1.38 (7, 1)	IP: 2.0 WLS: 10 BF: 2 H: 2 R: 2 ER: 2 SO: 0 BB: 2 IBB: 0 HBP: 0 BLK: 1 WP: 0 HR: 0 S: 8 P: 16 ERA: 9.00 WHIP: 2.000															PITCHER	IP: 2.0 WLS: 10 BF: 2 H: 2 R: 2 ER: 2 SO: 0 BB: 2 IBB: 0 HBP: 0 BLK: 1 WP: 0 HR: 0 S: 8 P: 16 ERA: 9.00 WHIP: 2.000			

Pittsburgh Pirates @ San Francisco Giants
Candlestick Park, San Francisco, CA
Sat May 24 1969, 6:33 AM EDT
Att: 18,616 - Unknown

AB 31
R 5
H 9
RBI 5
BB 6
SO 5
LOB 14



Batter	1	2	3	4	5	6	7	8	9	AB	R	H	RBI	BB	SO	LOB	TOP			
Matty Alou, L OBP: 0.366, SLG: 0.434 (1, 8)	0-3 K		0-0 FC6-4			0-0 4-3		4-0 SH1-4 2B BB		3	1	0	0	1	1	1	Pittsburgh Pirates @ San Francisco Giants Candlestick Park, San Francisco, CA Sun May 25 1969, 6:33 AM EDT Unknown livebaseballscorecards.com			
Richie Hebner, L OBP: 0.419, SLG: 0.543 (1, 5)	0-3 K		0-0 F4			0-0 FC4-6 1B		0-0 SH1-4		3	0	1	0	0	1	1				
Willie Stargell, L OBP: 0.385, SLG: 0.563 Ron Davis, R OBP: 0.297, SLG: 0.273 (6, PR) (8, 7)	0-0 6-3		0-0 F7			0-0 F7		0-0 1-3 2B		4	0	1	1	0	0	2				
Roberto Clemente, R OBP: 0.325, SLG: 0.337 (1, 9)		0-0 5-3		0-0 F9		0-0 FC4-6		4-0 1-3 IBB		3	0	0	0	1	0	1				
Al Oliver, L OBP: 0.315, SLG: 0.386 (1, 3)		1-0 S E HBP		0-0 G3			0-0 4-3 1B	0-0 1-3		3	1	1	0	0	0	2				
Manny Sanguillen, R OBP: 0.360, SLG: 0.467 (1, 2)		0-3 K 1-2		0-3 K			0-0 4-3 1B	0-0 6-3		4	0	1	0	0	2	3				
Gene Alley, R OBP: 0.286, SLG: 0.317 (1, 4) (7, 6)		0-0 E5 2H 1B			0-0 6-3		0-0 4-3	0-0 F9		4	0	1	0	0	0	2				
Freddie Patek, R OBP: 0.321, SLG: 0.289 Jose Pagan, R OBP: 0.306, SLG: 0.348 Bill Mazerowski, R OBP: 0.264, SLG: 0.262 (7, PH) (7, 4)		0-0 1-3			0-0 F6		4-0 G6-4-3 IBB	0-0 4-3		2	0	0	0	0	0	1				
Jim Bunning, R OBP: 0.133, SLG: 0.071 (1, 1)			4-0 FC6-4 BB		0-0 4-3		0-0 G6-4-3 1-2	0-3 K		3	0	0	0	1	1	3				
Inning Stats	R: 0 E: 0 K: 2 S: 7	H: 0 LOB: 0 BB: 0 P: 7	R: 1 E: 1 K: 1 S: 6	H: 1 LOB: 1 BB: 0 P: 7	R: 0 E: 0 K: 0 S: 3	H: 0 LOB: 0 BB: 1 P: 7	R: 0 E: 0 K: 1 S: 5	H: 0 LOB: 0 BB: 0 P: 5	R: 0 E: 0 K: 0 S: 4	H: 1 LOB: 1 BB: 0 P: 4	R: 0 E: 0 K: 0 S: 4	H: 2 LOB: 2 BB: 1 P: 8	R: 1 E: 0 K: 0 S: 4	H: 1 LOB: 2 BB: 2 P: 12	R: 0 E: 0 K: 1 S: 5	H: 0 LOB: 0 BB: 0 P: 5		1B: 4 2B: 1 3B: 0 HR: 0	SF: 0 SAC: 1 DP: 1 HBP: 1	WP: 0 PB: 0 SB: 1 CS: 0
PITCHER Gaylord Perry, R ERA: 2.44 (1, 1)	IP: 9.0 WLS: L BF: 36	H: 5 R: 2 ER: 1 SO: 5	BB: 2 IBB: 2 HBP: 1 BLK: 0	WP: 0 HR: 0 S: 41 P: 58	ERA: 1.00 WHIP: 0.778	PITCHER														

Batter	1	2	3	4	5	6	7	8	9	AB	R	H	RBI	BB	SO	LOB	BOTTOM			
Bobby Bonds, R OBP: 0.345, SLG: 0.401 (1, 9)	0-0 6-3 1B	0-3 K		4-0 BB		0-0 F8		0-0 F8		4	0	1	0	1	1	2	Pittsburgh Pirates @ San Francisco Giants Candlestick Park, San Francisco, CA Sun May 25 1969, 6:33 AM EDT Unknown livebaseballscorecards.com			
Jim Davenport, R OBP: 0.274, SLG: 0.323 (1, 5)	0-0 6-3 1-2		0-0 1B BB SF7	0-3 K		0-3 K		0-0 F8		5	1	1	0	0	2	3				
Willie Mays, R OBP: 0.387, SLG: 0.476 (1, 8)	0-0 F3		4-0 1B BB	0-0 F3		0-0 6-3				3	0	0	0	1	0	3				
Willie McCovey, L OBP: 0.441, SLG: 0.653 (1, 3)	4-0 IBB		0-0 1B 2-3		0-0 F6		4-0 BB			2	0	1	0	2	0	0				
Ken Henderson, S OBP: 0.323, SLG: 0.441 (1, 7)	0-0 G3		0-0 SF7		0-0 F9		0-3 K			3	0	0	1	0	1	3				
Jack Hiatt, R OBP: 0.347, SLG: 0.390 (1, 2)		0-0 F8	0-3 K	4-0 BB		0-3 K		0-3 K		3	0	0	0	1	2	2				
Don Mason, L OBP: 0.352, SLG: 0.279 (1, 4)	0-0 F4		0-0 4-3		0-0 G3		0-0 F8			4	0	0	0	0	0	3				
Hal Lanier, R OBP: 0.229, SLG: 0.230 Dave Marshall, L OBP: 0.293, SLG: 0.292 Tito Fuentes, S OBP: 0.222, SLG: 0.125 (8, PH) (8, 6)		0-0 BB 1B		0-0 SH3 1B		0-0 4-3		0-3 K		3	0	2	0	0	0	0				
Gaylord Perry, R OBP: 0.206, SLG: 0.156 Bob Burda, L OBP: 0.349, SLG: 0.487 (8, PH) (8, PH)		4-0 1-2 BB		0-0 SH3		0-3 K		0-0 F5		1	0	0	0	1	1	0				
Inning Stats	R: 0 E: 0 K: 0 S: 4	H: 1 LOB: 2 BB: 1 P: 8	R: 0 E: 0 K: 1 S: 6	H: 1 LOB: 2 BB: 1 P: 10	R: 1 E: 0 K: 1 S: 7	H: 2 LOB: 2 BB: 1 P: 11	R: 0 E: 0 K: 1 S: 6	H: 1 LOB: 2 BB: 1 P: 10	R: 0 E: 0 K: 0 S: 5	H: 0 LOB: 0 BB: 0 P: 5	R: 0 E: 0 K: 2 S: 7	H: 0 LOB: 1 BB: 1 P: 11	R: 0 E: 0 K: 2 S: 7	H: 0 LOB: 0 BB: 0 P: 7	R: 0 E: 0 K: 0 S: 3	H: 0 LOB: 0 BB: 0 P: 3		1B: 5 2B: 0 3B: 0 HR: 0	SF: 1 SAC: 1 DP: 0 HBP: 0	WP: 0 PB: 0 SB: 0 CS: 0
PITCHER Jim Bunning, R ERA: 2.72 (1, 1)	IP: 9.0 WLS: W BF: 38	H: 5 R: 1 ER: 1 SO: 8	BB: 5 IBB: 1 HBP: 0 BLK: 0	WP: 0 HR: 0 S: 48 P: 72	ERA: 1.00 WHIP: 1.111	PITCHER														

Batter	1	2	3	4	5	6	7	8	9	AB	R	H	RBI	BB	SO	LOB	TOP										
Matty Alou, L OBP: 0.372, SLG: 0.456 (1, 8)	F7		1B 2B		G3	FC4-6 1B			1B 3B	5	2	3	0	0	0	0	Pittsburgh Pirates @ San Francisco Giants Candlestick Park, San Francisco, CA Sun May 25 1969, 6:38 AM EDT Att: 24,041 - Unknown livebaseballscorecards.com										
Gene Alley, R OBP: 0.319, SLG: 0.318 (1, 6)	BB		1B BB		5-3	FC4-6			1B	3	0	1	1	2	0	1											
Richie Hebner, L OBP: 0.418, SLG: 0.533 (1, 5)	K		1B		HR				F4	4	1	1	1	1	1	2											
Carl Taylor, R OBP: 0.440, SLG: 0.571 Roberto Clemente, R OBP: 0.322, SLG: 0.333 (1, 7) (7, 9)	K		K		HR				K	4	1	1	2	0	2	3											
Jerry May, R OBP: 0.283, SLG: 0.381 (1, 2)			F7		1B BB				K	3	0	0	0	2	2	3											
Al Oliver, L OBP: 0.313, SLG: 0.381 (1, 3)	K		4-3		1B				K	4	0	1	0	0	2	3											
Ron Davis, R OBP: 0.293, SLG: 0.250 (7, 7)	F5				1B				BB	3	0	0	0	1	0	2											
Bill Mazerowski, R OBP: 0.264, SLG: 0.285 (1, 4)			HR		1-3				F8	4	1	1	1	0	0	1											
Bob Moose, R OBP: 0.261, SLG: 0.105 Bruce Dal Canton, R (7, 1)			2B E BB		6-3				F9	2	1	0	0	1	0	0											
					6-3				F9	1	0	0	0	0	0	1											
Inning Stats	R: 0 E: 0 K: 2 S: 7	H: 0 LOB: 1 BB: 1 P: 11	R: 0 E: 0 K: 1 S: 4	H: 0 LOB: 0 BB: 1 P: 8	R: 3 E: 1 K: 1 S: 8	H: 3 LOB: 2 BB: 2 P: 16	R: 0 E: 0 K: 0 S: 3	H: 0 LOB: 0 BB: 0 P: 3	R: 2 E: 0 K: 0 S: 5	H: 2 LOB: 1 BB: 2 P: 13	R: 0 E: 0 K: 1 S: 4	H: 1 LOB: 1 BB: 0 P: 4	R: 0 E: 0 K: 1 S: 5	H: 0 LOB: 0 BB: 0 P: 5	R: 0 E: 0 K: 1 S: 5	H: 0 LOB: 1 BB: 1 P: 9	R: 1 E: 0 K: 2 S: 9	H: 2 LOB: 1 BB: 0 P: 9	1B: 4 2B: 2 3B: 1 HR: 2	SF: 0 SAC: 0 DP: 1 HBP: 0	WP: 0 PB: 0 CS: 2	PA: 41					
PITCHER	IP	WLS	BF	H	R	ER	SO	BB	IBB	HBP	BLK	WP	HR	S	P	ERA	WHIP										
Ray Sadecki, L ERA: 3.23 (1, 1)	2.0	L	12	3	3	3	3	4	0	0	0	0	1	14	30	13.50	3.500										
Ron Herbel, R ERA: 4.05 (3, 1)	3.0		13	2	2	2	1	2	0	0	0	0	1	13	21	6.00	1.333										
Frank Linzy, R ERA: 2.51 (6, 1)	2.0		7	1	0	0	1	0	0	0	0	0	0	9	9	0.00	0.500										
Joe Gibbon, L ERA: 3.38 (8, 1)	1.0		4	0	0	0	1	1	0	0	0	0	0	5	9	0.00	1.000										
Juan Marchal, R ERA: 2.45 (9, 1)	1.0		5	2	1	1	2	0	0	0	0	0	0	9	9	9.00	2.000										

Batter	1	2	3	4	5	6	7	8	9	AB	R	H	RBI	BB	SO	LOB	BOTTOM										
Bobby Bonds, R OBP: 0.359, SLG: 0.427 (1, 8) (8, 9)	K		HR		FC6-4 BB		4-3 FC8-5 BB		G1-6-3 1B	3	1	2	1	2	1	0	Pittsburgh Pirates @ San Francisco Giants Candlestick Park, San Francisco, CA Sun May 25 1969, 6:38 AM EDT Att: 24,041 - Unknown livebaseballscorecards.com										
Ron Hunt, R OBP: 0.333, SLG: 0.269 (1, 4)	1B		F8		FC6-4 G4-6-3		FC8-5 4-3		G1-6-3	5	0	1	0	0	0	5											
Ken Henderson, S OBP: 0.300, SLG: 0.406 (1, 9) (8, 7)	K		K		G4-6-3		4-3		3-1	5	0	0	0	0	2	5											
Willie McCovey, L OBP: 0.442, SLG: 0.669 (1, 3)	4-3				HR		4-3		IBB	3	1	1	1	1	0	1											
Dave Marshall, L OBP: 0.294, SLG: 0.284 Willie Mays, R OBP: 0.385, SLG: 0.472 (7, PH) (8, 8)	4-3				1-3		1B BB		K	2	0	0	0	1	0	0											
Tito Fuentes, S OBP: 0.154, SLG: 0.083 (7, 6)	E1				K		F7		K	4	0	0	0	0	2	1											
Bob Barton, R OBP: 0.333, SLG: 0.333 (1, 2)	K				1B		1-2 1B		FC6-4 1B	4	0	3	0	0	1	1											
Hal Lanier, R OBP: 0.225, SLG: 0.226 Jim Davenport, R OBP: 0.269, SLG: 0.317 (6, PH) (7, 5)	1-3				F7		K		FC6-4	2	0	0	0	0	2	2											
Ray Sadecki, L OBP: 0.154, SLG: 0.083 Ron Herbel, R OBP: 0.299, SLG: 0.299 Jim Ray Hart, R OBP: 0.299, SLG: 0.299 Frank Linzy, R OBP: 0.299, SLG: 0.299 Don Mason, L OBP: 0.299, SLG: 0.299 Joe Gibbon, R OBP: 0.299, SLG: 0.299 Bob Burda, L OBP: 0.299, SLG: 0.299 Juan Marchal, R OBP: 0.299, SLG: 0.299 (1, 1) (2, 1) (5, PH) (6, 1) (7, PH) (8, 1) (8, PH) (9, 1)	6-3				FC6-4 BB		FC8-5 BB		F5	0	0	0	0	0	0	0											
					6-3		BB		F5	1	0	0	0	0	0	0											
Inning Stats	R: 0 E: 0 K: 2 S: 8	H: 1 LOB: 1 BB: 0 P: 8	R: 0 E: 1 K: 1 S: 6	H: 0 LOB: 1 BB: 0 P: 6	R: 1 E: 0 K: 1 S: 6	H: 1 LOB: 0 BB: 0 P: 6	R: 1 E: 0 K: 1 S: 7	H: 2 LOB: 1 BB: 0 P: 7	R: 0 E: 0 K: 0 S: 2	H: 0 LOB: 1 BB: 2 P: 10	R: 0 E: 0 K: 1 S: 6	H: 1 LOB: 2 BB: 1 P: 10	R: 0 E: 0 K: 1 S: 5	H: 0 LOB: 3 BB: 3 P: 17	R: 0 E: 0 K: 1 S: 6	H: 1 LOB: 1 BB: 0 P: 6	R: 0 E: 0 K: 0 S: 3	H: 1 LOB: 0 BB: 0 P: 3	1B: 5 2B: 0 3B: 0 HR: 2	SF: 0 SAC: 0 DP: 2 HBP: 0	WP: 0 PB: 0 CS: 0	PA: 39					
PITCHER	IP	WLS	BF	H	R	ER	SO	BB	IBB	HBP	BLK	WP	HR	S	P	ERA	WHIP										
Bob Moose, R ERA: 3.88 (1, 1)	6.0	W	28	5	2	2	6	5	0	0	0	0	2	35	55	3.00	1.667										
Bruce Dal Canton, R ERA: 3.28 (7, 1)	3.0	S	11	2	0	0	2	0	1	0	0	0	0	14	18	0.00	0.667										

Batter	1	2	3	4	5	6	7	8	9	AB	R	H	RBI	BB	SO	LOB	TOP								
Don Kessinger, S OBP: 0.397, SLG: 0.418 (1, 6)										4	1	1	0	0	2	1	Chicago Cubs @ San Francisco Giants Candlestick Park, San Francisco, CA Tue May 27 1969, 10:05 PM EDT Att: 6,608 - Unknown								
Glenn Beckert, R OBP: 0.326, SLG: 0.327 (1, 4)										4	1	1	0	0	1	2									
Billy Williams, L OBP: 0.345, SLG: 0.455 (1, 7)										3	1	1	1	1	0	1									
Ron Santo, R OBP: 0.397, SLG: 0.471 (1, 5)										3	0	0	1	1	1	1									
14 Ernie Banks, R OBP: 0.326, SLG: 0.426 (1, 3)										3	0	1	2	1	1	1									
Randy Hundley, R OBP: 0.376, SLG: 0.442 (1, 2)										4	0	0	0	0	2	3									
Al Spangler, L OBP: 0.322, SLG: 0.405 (1, 9)										4	0	0	0	0	0	1									
Adolfo Phillips, R OBP: 0.431, SLG: 0.333 (8, PH)										2	0	0	0	0	1	0									
Bill Heath, L (8, PH)										0	0	0	0	1	0	0									
Don Young, R OBP: 0.327, SLG: 0.344 (8, 8)										0	1	0	0	0	0	0									
Manny Jimenez, L OBP: 0.167, SLG: 0.167 (9, PH)										1	0	0	0	0	0	0									
Fergie Jenkins, R OBP: 0.189, SLG: 0.212 (8, PH)										2	0	0	0	0	1	0									
Willie Smith, L OBP: 0.379, SLG: 0.640 (8, 1)										1	0	0	0	0	0	1									
Phil Regan, R OBP: 0.379, SLG: 0.640 (8, 1)										0	0	0	0	0	0	0									
Ted Abernathy, R OBP: 0.254, SLG: 0.350 (8, 1)										0	0	0	0	0	0	0									
Hank Aguirre, R OBP: 0.254, SLG: 0.350 (8, 1)										0	0	0	0	0	0	0									
Ken Rudolph, R (8, PH)										1	0	0	0	0	0	0									
Inning Stats	R: 1 E: 0 K: 1 S: 7	H: 2 LOB: 1 P: 7	R: 0 E: 0 K: 1 S: 5	H: 0 LOB: 0 BB: 0 P: 5	R: 0 E: 0 K: 3 S: 9	H: 0 LOB: 0 BB: 0 P: 9	R: 0 E: 0 K: 1 S: 5	H: 0 LOB: 0 BB: 0 P: 5	R: 0 E: 0 K: 0 S: 3	H: 0 LOB: 0 BB: 0 P: 3	R: 0 E: 0 K: 1 S: 6	H: 1 LOB: 1 P: 6	R: 0 E: 0 K: 1 S: 5	H: 0 LOB: 1 BB: 1 P: 9	R: 3 E: 1 K: 1 S: 7	H: 1 LOB: 2 BB: 3 P: 19	R: 0 E: 0 K: 0 S: 3	H: 0 LOB: 0 BB: 0 P: 3	1B: 2 2B: 2 3B: 0 HR: 0	SF: 0 SAC: 0 DP: 0 HBP: 0	WP: 0 PB: 0 SB: 0 CS: 0	PA: 36			
PITCHER	IP	WLS	BF	H	R	ER	SO	BB	IBB	HBP	BLK	WP	HR	S	P	ERA	WHIP								
Bobby Bolin, R ERA: 3.86 (1, 1)	7.2		29	3	3	2	8	2	0	0	0	0	0	43	51	2.35	0.652								
Joe Gibbon, L ERA: 3.94 (8, 1)	0.0	W	1	0	0	0	0	1	0	0	0	0	0	4	4	∞	∞								
Frank Linzy, R ERA: 2.48 (8, 1)	0.1	S	3	1	1	0	1	1	0	0	0	0	0	4	8	0.00	6.000								
Ron Herbel, R ERA: 3.86 (9, 1)	1.0		3	0	0	0	0	0	0	0	0	0	0	3	3	0.00	0.000								

AB	32
R	4
H	4
RBI	4
BB	4
SO	9
LOB	11



Batter	1	2	3	4	5	6	7	8	9	AB	R	H	RBI	BB	SO	LOB	BOTTOM								
Don Mason, L OBP: 0.338, SLG: 0.258 (1, 5)										5	0	0	0	0	1	5	Chicago Cubs @ San Francisco Giants Candlestick Park, San Francisco, CA Tue May 27 1969, 10:05 PM EDT Att: 6,608 - Unknown								
Ron Hunt, R OBP: 0.331, SLG: 0.262 (1, 4)										3	1	0	0	1	0	0									
Ken Henderson, S OBP: 0.311, SLG: 0.403 (1, 9)										3	1	1	0	1	2	1									
Willie McCovey, L OBP: 0.450, SLG: 0.695 (1, 3)										4	2	3	2	0	0	2									
Jim Ray Hart, R OBP: 0.333, SLG: 0.282 (1, 7)										3	0	0	0	0	0	3									
Dave Marshall, L OBP: 0.291, SLG: 0.280 (7, 7)										1	1	0	0	0	0	1									
Bobby Bonds, R OBP: 0.356, SLG: 0.418 (1, 8)										3	0	0	0	1	1	1									
Bob Barton, R OBP: 0.333, SLG: 0.333 (1, 2)										3	0	1	0	0	0	0									
Bob Burda, L OBP: 0.333, SLG: 0.463 (8, PH)										1	0	0	1	0	0	2									
Ron Herbel, R (9, 1)										0	0	0	0	0	0	0									
Hal Lanier, R OBP: 0.221, SLG: 0.221 (8, PH)										3	0	0	0	0	0	1									
Jack Hatt, R OBP: 0.354, SLG: 0.350 (9, 2)										0	0	0	0	1	0	0									
Bobby Bolin, R OBP: 0.300, SLG: 0.188 (8, 1)										2	0	0	0	1	0	0									
Joe Gibbon, R (8, 1)										0	0	0	0	0	0	0									
Frank Linzy, R (8, 1)										0	0	0	0	0	0	0									
Jim Davenport, R OBP: 0.275, SLG: 0.317 (8, PH)										0	0	0	1	1	0	0									
Inning Stats	R: 2 E: 0 K: 0 S: 4	H: 1 LOB: 0 BB: 1 P: 8	R: 0 E: 0 K: 0 S: 3	H: 0 LOB: 0 BB: 0 P: 3	R: 0 E: 0 K: 0 S: 3	H: 0 LOB: 0 BB: 0 P: 3	R: 0 E: 0 K: 1 S: 6	H: 1 LOB: 1 BB: 0 P: 6	R: 0 E: 0 K: 0 S: 3	H: 0 LOB: 0 BB: 0 P: 3	R: 0 E: 1 K: 0 S: 5	H: 1 LOB: 2 BB: 0 P: 5	R: 0 E: 0 K: 2 S: 8	H: 1 LOB: 2 BB: 1 P: 12	R: 3 E: 1 K: 1 S: 7	H: 1 LOB: 3 BB: 4 P: 23	R: 0 E: 0 K: 0 S: 3	H: 0 LOB: 0 BB: 0 P: 3	1B: 4 2B: 0 3B: 0 HR: 1	SF: 0 SAC: 0 DP: 0 HBP: 0	WP: 0 PB: 0 SB: 0 CS: 0	PA: 37			
PITCHER	IP	WLS	BF	H	R	ER	SO	BB	IBB	HBP	BLK	WP	HR	S	P	ERA	WHIP								
Fergie Jenkins, R ERA: 2.48 (1, 1)	7.0		28	4	2	2	3	2	0	0	0	0	0	5	9	0.00	6.000								
Phil Regan, R ERA: 2.2 (8, 1)	0.1	L	4	1	3	0	1	1	0	0	0	0	0	5	9	0.00	6.000								
Ted Abernathy, R ERA: 0.84 (8, 1)	0.1		4	0	0	0	0	2	1	0	0	0	0	1	13	0.00	6.000								
Hank Aguirre, L ERA: 2.03 (8, 1)	0.1		1	0	0	0	0	0	0	0	0	0	0	1	1	0.00	0.000								

AB	31
R	5
H	5
RBI	4
BB	6
SO	4
LOB	16



Batter	1	2	3	4	5	6	7	8	9	AB	R	H	RBI	BB	SO	LOB	TOP								
Don Kessinger, S OBP: 0.387, SLG: 0.411 (1, 6)										3	1	0	0	2	1	3	Chicago Cubs @ San Francisco Giants Candlestick Park, San Francisco, CA Wed May 28 1969, 6:33 AM EDT Att.: 4,447 - Sunny - 73 F								
Glenn Beckert, R OBP: 0.323, SLG: 0.324 (1, 4)										5	1	1	0	0	0	2									
Billy Williams, L OBP: 0.351, SLG: 0.456 (1, 7)										4	1	2	1	1	0	0									
Ron Santo, R OBP: 0.402, SLG: 0.472 (1, 5)										4	1	2	1	1	1	1									
Willie Smith, L OBP: 0.375, SLG: 0.600 (1, 3)										5	2	2	1	0	0	3									
Al Spangler, L OBP: 0.323, SLG: 0.398 Jim Hickman, R OBP: 0.216, SLG: 0.152 (6, PH) (6, 9)										2	1	0	0	1	0	1									
Randy Hundley, R OBP: 0.383, SLG: 0.471 (1, 2)										2	0	0	0	0	0	4									
Don Young, R OBP: 0.324, SLG: 0.333 (1, 8)										5	2	3	5	0	0	1									
Ken Holtzman, R OBP: 0.125, SLG: 0.179 Dick Selma, R OBP: 0.190, SLG: 0.190 Hank Aguirre, R OBP: 0.500, SLG: 0.500 Bill Heath, L (7, PH) Phil Regan, R (7, 1)										3	0	0	0	1	1	3									
Inning Stats	R: 0 E: 0 K: 0 S: 2	H: 0 LOB: 0 BB: 1 P: 6	R: 1 E: 2 K: 0 S: 5	H: 0 LOB: 2 BB: 1 P: 9	R: 7 E: 0 K: 0 S: 8	H: 5 LOB: 1 BB: 3 P: 20	R: 0 E: 0 K: 1 S: 5	H: 0 LOB: 0 BB: 0 P: 5	R: 1 E: 0 K: 1 S: 7	H: 2 LOB: 1 BB: 0 P: 7	R: 0 E: 0 K: 0 S: 4	H: 1 LOB: 2 BB: 1 P: 8	R: 0 E: 0 K: 0 S: 4	H: 1 LOB: 1 BB: 0 P: 4	R: 0 E: 0 K: 0 S: 5	H: 2 LOB: 2 BB: 0 P: 5		R: 0 E: 0 K: 1 S: 5	H: 0 LOB: 0 BB: 0 P: 5	1B: 8 2B: 2 3B: 0 HR: 1	SF: 0 SAC: 1 DP: 1 HBP: 0	WP: 0 PB: 0 SB: 1 CS: 0	PA: 45		
PITCHER	IP	WLS	BF	H	R	ER	SO	BB	IBB	HBP	BLK	WP	HR	S	P	ERA	WHIP								
Rich Robertson, R ERA: 5.24 Ray Sadecki, L ERA: 3.51 Frank Linzy, R ERA: 2.32 Ron Herbel, R ERA: 3.68	(1, 1)	(3, 1)	(7, 1)	(9, 1)	(1, 1)	(6, 1)	(6, 1)	(7, PH)	(7, 1)																



Batter	1	2	3	4	5	6	7	8	9	AB	R	H	RBI	BB	SO	LOB	BOTTOM								
Don Mason, L OBP: 0.354, SLG: 0.271 (1, 5)										4	1	2	0	1	0	3	Chicago Cubs @ San Francisco Giants Candlestick Park, San Francisco, CA Wed May 28 1969, 6:33 AM EDT Att.: 4,447 - Sunny - 73 F								
Ron Hunt, R OBP: 0.327, SLG: 0.260 (1, 4)										5	0	1	0	0	2	5									
Bobby Bonds, R OBP: 0.363, SLG: 0.433 (1, 8)										4	2	2	2	1	1	2									
Willie McCovey, L OBP: 0.442, SLG: 0.677 (1, 3)										5	0	1	1	0	2	4									
Jim Ray Hart, R OBP: 0.347, SLG: 0.311 (1, 7)										5	2	3	1	0	0	2									
Ken Henderson, S OBP: 0.316, SLG: 0.403 (1, 9)											5	0	2	2	0	2									
Bob Barton, R OBP: 0.250, SLG: 0.250 Jack Hiatt, R OBP: 0.361, SLG: 0.397 (9, PH)										4	0	0	0	0	0	3									
Hal Lanier, R OBP: 0.228, SLG: 0.224 Jim Davenport, R OBP: 0.262, SLG: 0.333 (9, PH)										3	1	1	0	1	0	0									
Rich Robertson, R Ray Sadecki, L Tito Fuentes, R Frank Linzy, R Bob Burda, L Ron Herbel, R (1, 1) (3, 1) (6, PH) (7, 1) (8, PH) (9, 1)										0	0	0	0	1	0	0									
Inning Stats	R: 0 E: 0 K: 2 S: 7	H: 0 LOB: 1 BB: 1 P: 11	R: 0 E: 0 K: 0 S: 4	H: 1 LOB: 3 BB: 2 P: 12	R: 2 E: 0 K: 1 S: 7	H: 3 LOB: 0 BB: 0 P: 7	R: 1 E: 0 K: 0 S: 5	H: 2 LOB: 1 BB: 0 P: 5	R: 1 E: 1 K: 1 S: 8	H: 2 LOB: 1 BB: 1 P: 10	R: 3 E: 1 K: 1 S: 8	H: 3 LOB: 1 BB: 1 P: 12	R: 0 E: 0 K: 0 S: 3	H: 0 LOB: 0 BB: 0 P: 3	R: 0 E: 0 K: 0 S: 4	H: 1 LOB: 1 BB: 0 P: 4		R: 1 E: 0 K: 0 S: 5	H: 3 LOB: 2 BB: 0 P: 5	1B: 11 2B: 2 3B: 1 HR: 1	SF: 0 SAC: 0 DP: 1 HBP: 0	WP: 0 PB: 0 SB: 0 CS: 1	PA: 45		
PITCHER	IP	WLS	BF	H	R	ER	SO	BB	IBB	HBP	BLK	WP	HR	S	P	ERA	WHIP								
Ken Holtzman, L ERA: 2.22 Dick Selma, R ERA: 3.49 Hank Aguirre, L ERA: 1.93 Phil Regan, R ERA: 2.27	(1, 1)	(6, 1)	(6, 1)	(7, 1)	(1, 1)	(6, 1)	(7, 1)	(1, 1)	(3, 1)	(6, 1)	(7, 1)	(1, 1)	(3, 1)	(6, 1)	(7, 1)	(1, 1)	(3, 1)								



Batter	1	2	3	4	5	6	7	8	9	AB	R	H	RBI	BB	SO	LOB	TOP										
Don Mason, L (1,5) OBP: 0.349, SLG: 0.260	0-0 4-3		0-0 4-3			4-0 1B SH1-3 SF7 BB		0-0 P5		3	1	0	0	1	0	1	San Francisco Giants @ New York Mets Shea Stadium, Flushing, NY Fri May 30 1969, 7:05 PM EDT Att: 52,272 - Unknown										
Ron Hunt, R (1,4) OBP: 0.327, SLG: 0.262	0-0 F8		0-0			0-0 SH1-3		0-0 5-3		3	0	1	1	0	0	0											
Willie Mays, R (1,8) OBP: 0.381, SLG: 0.466	0-0 F8		0-0 3-H 0-3 1B			0-0			0-3 K	4	0	1	0	0	2	1											
Willie McCovey, L (1,3) OBP: 0.438, SLG: 0.691		0-0 HR		0-0 P5		0-0 SF7			0-3 K	3	1	1	2	0	1	0											
Jim Ray Hart, R (1,7) OBP: 0.337, SLG: 0.301		0-0 P4		0-0 5-3		0-0 K			0-0	3	0	0	0	0	1	1											
Ken Henderson, S (7,7) OBP: 0.325, SLG: 0.411									0-0 1B	1	0	1	0	0	0	0											
Bobby Bonds, R (1,9) OBP: 0.355, SLG: 0.422		0-3 K		0-0 L3					0-0 P6	4	0	0	0	0	1	1											
Bob Barton, R (1,2) OBP: 0.211, SLG: 0.211		0-3 K			0-0 F7				0-3 K	3	0	0	0	0	2	0											
Hal Lanier, R (1,6) OBP: 0.230, SLG: 0.226			0-0 4-3 SH1-4 1B		0-3 K				0-0 F8	3	1	1	0	0	1	0											
Mike McCormick, L (1,1) OBP: 0.417, SLG: 0.600			0-0 SH1-4		0-3 K				0-3 K	2	0	0	0	0	2	0											
Frank Linzy, R (8,1)										0	0	0	0	0	0	0											
Joe Gibbon, R (8,1)										0	0	0	0	0	0	0											
Inning Stats	R: 0 E: 0 K: 0 S: 3	H: 0 LOB: 0 BB: 0 P: 3	R: 1 E: 0 K: 2 S: 8	H: 1 LOB: 0 BB: 0 P: 8	R: 1 E: 0 K: 1 S: 7	H: 2 LOB: 1 BB: 0 P: 7	R: 0 E: 0 K: 0 S: 3	H: 0 LOB: 0 BB: 0 P: 3	R: 0 E: 0 K: 2 S: 7	H: 0 LOB: 0 BB: 0 P: 7	R: 1 E: 0 K: 1 S: 6	H: 1 LOB: 1 BB: 1 P: 10	R: 0 E: 0 K: 1 S: 5	H: 0 LOB: 0 BB: 0 P: 5	R: 0 E: 0 K: 1 S: 5	H: 0 LOB: 0 BB: 0 P: 5	R: 0 E: 0 K: 2 S: 8	H: 1 LOB: 1 BB: 0 P: 8	1B: 4 2B: 0 3B: 0 HR: 1	SF: 1 SAC: 2 DP: 0 HBP: 0	WP: 0 PB: 0 SB: 0 CS: 0	PA: 33					
PITCHER	IP	WLS	BF	H	R	ER	SO	BB	IBB	HBP	BLK	WP	HR	S	P	ERA	WHIP										
Tom Seaver, R (1,1) ERA: 2.53	8.0	W	29	4	3	3	8	1	0	0	0	0	1	44	48	3.38	0.625										
Ron Taylor, R (9,1) ERA: 3.98	1.0	S	4	1	0	0	2	0	0	0	0	0	0	8	8	0.00	1.000										

Batter	1	2	3	4	5	6	7	8	9	AB	R	H	RBI	BB	SO	LOB	BOTTOM										
Bud Harrelson, S (1,6) OBP: 0.384, SLG: 0.345	0-3 K		0-0 F7			0-0 6-3		0-0 F8		4	0	0	0	0	1	0	San Francisco Giants @ New York Mets Shea Stadium, Flushing, NY Fri May 30 1969, 7:05 PM EDT Att: 52,272 - Unknown										
Rod Gaspar, S (1,9) OBP: 0.301, SLG: 0.290	0-0 F7			0-0 F5		0-0 5-3		0-0 HR		4	1	1	1	0	0	0											
Tommie Agee, R (1,8) OBP: 0.339, SLG: 0.536	0-0 L4			0-0 F7		4-0 FC5-4 BB		0-0 1B 1B		3	1	1	0	1	0	0											
Cleon Jones, R (1,3) OBP: 0.435, SLG: 0.575		0-0 6-3		4-0 BB		0-0 FC5-4		0-0 1B 1B		3	1	1	0	1	0	1											
Ron Swoboda, R (1,7) OBP: 0.287, SLG: 0.391		0-0 5-3		0-3 K				0-0 1B 1B		4	1	2	2	0	1	1											
Ed Charles, R (1,5) OBP: 0.217, SLG: 0.180		4-0			0-0 5-3		0-0 HR	0-0 1-3 2-H 1B		2	0	0	0	1	0	0											
Art Shamsky, L (8,PH) OBP: 0.281, SLG: 0.267								0-0 1-2 3-H 1B		0	0	0	0	0	0	0											
Duffy Dyer, R (8,PH) OBP: 0.600, SLG: 1.250								0-0 1-2 3-H 1B		1	0	1	1	0	0	0											
Ron Taylor, R (9,1)										0	0	0	0	0	0	0											
Jerry Grote, R (1,2) OBP: 0.274, SLG: 0.306		0-0 1-3			0-0 6-3			0-0 1-3		4	0	0	0	0	0	3											
Al Weis, S (1,4) OBP: 0.172, SLG: 0.115			0-0 F8		4-0 BB			0-0 6-3		2	0	0	0	1	0	0											
Tom Seaver, R (1,1) OBP: 0.207, SLG: 0.080			0-3 K		0-0 3-1			0-0 F7		2	0	0	0	0	1	1											
Amos Otis, R (8,PH) OBP: 0.194, SLG: 0.190										1	0	0	0	0	0	0											
Wayne Garrett, L (9,5) OBP: 0.404, SLG: 0.462										0	0	0	0	0	0	0											
Inning Stats	R: 0 E: 0 K: 1 S: 5	H: 0 LOB: 0 BB: 0 P: 5	R: 0 E: 0 K: 0 S: 3	H: 0 LOB: 1 BB: 1 P: 7	R: 0 E: 0 K: 1 S: 5	H: 0 LOB: 0 BB: 0 P: 5	R: 0 E: 0 K: 1 S: 5	H: 0 LOB: 1 BB: 1 P: 9	R: 0 E: 0 K: 0 S: 3	H: 0 LOB: 1 BB: 1 P: 7	R: 1 E: 0 K: 0 S: 4	H: 1 LOB: 0 BB: 0 P: 4	R: 3 E: 0 K: 0 S: 8	H: 5 LOB: 2 BB: 0 P: 8	R: 0 E: 0 K: 0 S: 8	H: 0 LOB: 0 BB: 0 P: 8	1B: 4 2B: 0 3B: 0 HR: 2	SF: 0 SAC: 0 DP: 0 HBP: 0	WP: 0 PB: 0 SB: 0 CS: 0	PA: 34							
PITCHER	IP	WLS	BF	H	R	ER	SO	BB	IBB	HBP	BLK	WP	HR	S	P	ERA	WHIP										
Mike McCormick, L (1,1) ERA: 3.29	7.2	L	30	3	3	3	3	4	0	0	0	0	2	32	48	3.52	0.913										
Frank Linzy, R (8,1) ERA: 2.61	0.0	L	2	2	0	0	0	0	0	0	0	0	0	2	2	∞	∞										
Joe Gibbon, L (8,1) ERA: 3.86	0.1	L	2	1	1	1	0	0	0	0	0	0	0	2	2	27.00	3.000										



Batter	1	2	3	4	5	6	7	8	9	AB	R	H	RBI	BB	SO	LOB	TOP				
Don Mason, L (1,5) OBP: 0.337, SLG: 0.250 Jim Davenport, R (7,PH) OBP: 0.279, SLG: 0.330 (7,5)	0-0 4-3		0-3 K		0-3 K		0-0 P6			3	0	0	0	0	2	0					
Ron Hunt, R (1,4) OBP: 0.325, SLG: 0.261	0-0 F9			0-0 HR 1B		0-0 P3		0-0 4-3		4	1	1	0	0	0	0					
Willie Mays, R (1,8) OBP: 0.377, SLG: 0.455	0-0 5-3			0-3 K		4-0 BB		0-3 K		3	0	0	0	1	2	1					
Willie McCovey, L (1,3) OBP: 0.434, SLG: 0.700		0-0 F8		0-0 HR 1H		0-0 F7		0-3 K		4	1	1	2	0	1	1					
Jim Ray Hart, R (1,7) OBP: 0.324, SLG: 0.289		0-0 6-3		0-0 F9		0-3 K			0-0 6-3	4	0	0	0	0	1	1					
Bobby Bonds, R (1,9) OBP: 0.358, SLG: 0.433		4-0 S BB		0-0 3B			0-0 G1		0-3 K	3	0	1	0	1	1	0					
Jack Hiatt, R (1,2) Juan Marichal, R (7,PH) OBP: 0.267, SLG: 0.321 Tito Fuentes, S (7,6) OBP: 0.200, SLG: 0.077	0-0 P3		0-3 K		0-0 2B		0-0 K		0-3 K	3	0	1	0	0	1	2					
Hal Lanier, R (1,6) OBP: 0.234, SLG: 0.230 Bob Burda, L (7,PH) OBP: 0.310, SLG: 0.442 Bob Barton, R (7,2) OBP: 0.211, SLG: 0.211			0-0 S1-6-4 1B		0-0 F7		0-3 K			2	0	1	0	0	0	0					
Gaylord Perry, R (1,1) OBP: 0.194, SLG: 0.147 Dave Marshall, L (7,PH) OBP: 0.289, SLG: 0.280 Ron Herbel, R (7,1)			0-0 G1-6-4 1-2		0-0 F8		4-0 BB			2	0	0	0	0	0	1					
Inning Stats	R: 0 E: 0 K: 0 S: 3	H: 0 LOB: 0 BB: 0 P: 3	R: 0 E: 0 K: 0 S: 3	H: 0 LOB: 1 BB: 1 P: 7	R: 0 E: 0 K: 1 S: 5	H: 1 LOB: 0 BB: 0 P: 5	R: 2 E: 0 K: 2 S: 10	H: 3 LOB: 1 BB: 0 P: 10	R: 0 E: 0 K: 1 S: 5	H: 0 LOB: 1 BB: 1 P: 9	R: 0 E: 0 K: 1 S: 6	H: 1 LOB: 2 BB: 1 P: 10	R: 0 E: 0 K: 2 S: 7	H: 0 LOB: 0 BB: 0 P: 7	R: 0 E: 0 K: 2 S: 7	H: 0 LOB: 0 BB: 0 P: 7	1B: 2 2B: 1 3B: 1 HR: 1	SF: 0 SAC: 0 DP: 1 HBP: 0	WP: 0 PB: 0 SB: 1 CS: 0	PA: 34	
PITCHER	IP WLS BF H R ER SO BB IBB HBP BLK WP HR S P ERA WHIP	IP WLS BF H R ER SO BB IBB HBP BLK WP HR S P ERA WHIP	IP WLS BF H R ER SO BB IBB HBP BLK WP HR S P ERA WHIP	IP WLS BF H R ER SO BB IBB HBP BLK WP HR S P ERA WHIP	IP WLS BF H R ER SO BB IBB HBP BLK WP HR S P ERA WHIP	IP WLS BF H R ER SO BB IBB HBP BLK WP HR S P ERA WHIP	IP WLS BF H R ER SO BB IBB HBP BLK WP HR S P ERA WHIP	IP WLS BF H R ER SO BB IBB HBP BLK WP HR S P ERA WHIP	IP WLS BF H R ER SO BB IBB HBP BLK WP HR S P ERA WHIP	IP WLS BF H R ER SO BB IBB HBP BLK WP HR S P ERA WHIP	IP WLS BF H R ER SO BB IBB HBP BLK WP HR S P ERA WHIP	IP WLS BF H R ER SO BB IBB HBP BLK WP HR S P ERA WHIP	IP WLS BF H R ER SO BB IBB HBP BLK WP HR S P ERA WHIP	IP WLS BF H R ER SO BB IBB HBP BLK WP HR S P ERA WHIP	IP WLS BF H R ER SO BB IBB HBP BLK WP HR S P ERA WHIP	IP WLS BF H R ER SO BB IBB HBP BLK WP HR S P ERA WHIP	IP WLS BF H R ER SO BB IBB HBP BLK WP HR S P ERA WHIP	IP WLS BF H R ER SO BB IBB HBP BLK WP HR S P ERA WHIP	IP WLS BF H R ER SO BB IBB HBP BLK WP HR S P ERA WHIP	IP WLS BF H R ER SO BB IBB HBP BLK WP HR S P ERA WHIP	IP WLS BF H R ER SO BB IBB HBP BLK WP HR S P ERA WHIP

San Francisco Giants @ New York Mets
Shea Stadium, Flushing, NY
Sat May 31 1969, 3:33 AM EDT
Att: 32,178 - Unknown

AB	31
R	2
H	5
RBI	2
BB	3
SO	10
LOB	9



Batter	1	2	3	4	5	6	7	8	9	AB	R	H	RBI	BB	SO	LOB	BOTTOM				
Bud Harrelson, S (1,6) OBP: 0.380, SLG: 0.341	0-0 4-3		0-3 K		0-0 1-3 1B		0-0 F8			4	0	1	0	0	1	1					
Tommie Agee, R (1,8) OBP: 0.328, SLG: 0.517	0-0 1-3		0-0 L8		0-0 P1		0-0 5-3			4	0	0	0	0	0	3					
Wayne Garrett, L (1,4) OBP: 0.398, SLG: 0.451	0-3 K			0-0 5-3	0-0 1-3		0-0 1-3 2-3		0-0 SH2-3 1B	4	1	1	0	0	1	2					
Cleon Jones, R (1,7) OBP: 0.428, SLG: 0.564		0-3 K		0-0 6-3	0-3 K			0-0 SH2-3		3	0	0	0	0	2	2					
Ed Kranepool, L (1,3) OBP: 0.329, SLG: 0.394		0-3 K		0-0 HR 1B		0-0 4-3 1B		4-0 1B IBB		3	1	2	0	1	1	0					
Ron Swoboda, R (1,9) OBP: 0.295, SLG: 0.389		0-0 FC5-4 1B		4-0 HR BB		0-0 4-3 1-2		0-3 K		3	1	1	0	1	1	3					
Ed Charles, R (1,5) OBP: 0.247, SLG: 0.250		0-0 FC5-4 1-2		0-0 HR 1H 2H		4-0 G6-4-3 IBB		0-0 1-2 2H 1B		3	1	2	4	1	0	1					
Jerry Grote, R (1,2) OBP: 0.273, SLG: 0.297			4-0 S BB		0-0 4-3		0-0 G6-4-3 1-2		0-0 F9	3	0	0	0	1	0	4					
Gary Gentry, R (1,1) OBP: 0.150, SLG: 0.150 Rod Gaspar, S (7,PH) OBP: 0.298, SLG: 0.287 Tug McGraw, R (8,1) OBP: 0.200, SLG: 0.214			0-3 K		0-0 1-3 1B		0-0 4-3			2	0	1	0	0	1	1					
Inning Stats	R: 0 E: 0 K: 1 S: 5	H: 0 LOB: 0 BB: 0 P: 5	R: 0 E: 0 K: 2 S: 8	H: 1 LOB: 1 BB: 0 P: 8	R: 0 E: 0 K: 2 S: 7	H: 0 LOB: 1 BB: 1 P: 11	R: 3 E: 0 K: 0 S: 5	H: 2 LOB: 0 BB: 1 P: 9	R: 0 E: 0 K: 1 S: 7	H: 2 LOB: 2 BB: 0 P: 7	R: 0 E: 0 K: 0 S: 3	H: 1 LOB: 1 BB: 1 P: 7	R: 0 E: 0 K: 0 S: 3	H: 0 LOB: 0 BB: 0 P: 3	R: 1 E: 0 K: 1 S: 7	H: 2 LOB: 2 BB: 1 P: 11	1B: 7 2B: 0 3B: 0 HR: 1	SF: 0 SAC: 1 DP: 1 HBP: 0	WP: 0 PB: 0 SB: 1 CS: 0	PA: 35	
PITCHER	IP WLS BF H R ER SO BB IBB HBP BLK WP HR S P ERA WHIP	IP WLS BF H R ER SO BB IBB HBP BLK WP HR S P ERA WHIP	IP WLS BF H R ER SO BB IBB HBP BLK WP HR S P ERA WHIP	IP WLS BF H R ER SO BB IBB HBP BLK WP HR S P ERA WHIP	IP WLS BF H R ER SO BB IBB HBP BLK WP HR S P ERA WHIP	IP WLS BF H R ER SO BB IBB HBP BLK WP HR S P ERA WHIP	IP WLS BF H R ER SO BB IBB HBP BLK WP HR S P ERA WHIP	IP WLS BF H R ER SO BB IBB HBP BLK WP HR S P ERA WHIP	IP WLS BF H R ER SO BB IBB HBP BLK WP HR S P ERA WHIP	IP WLS BF H R ER SO BB IBB HBP BLK WP HR S P ERA WHIP	IP WLS BF H R ER SO BB IBB HBP BLK WP HR S P ERA WHIP	IP WLS BF H R ER SO BB IBB HBP BLK WP HR S P ERA WHIP	IP WLS BF H R ER SO BB IBB HBP BLK WP HR S P ERA WHIP	IP WLS BF H R ER SO BB IBB HBP BLK WP HR S P ERA WHIP	IP WLS BF H R ER SO BB IBB HBP BLK WP HR S P ERA WHIP	IP WLS BF H R ER SO BB IBB HBP BLK WP HR S P ERA WHIP	IP WLS BF H R ER SO BB IBB HBP BLK WP HR S P ERA WHIP	IP WLS BF H R ER SO BB IBB HBP BLK WP HR S P ERA WHIP	IP WLS BF H R ER SO BB IBB HBP BLK WP HR S P ERA WHIP	IP WLS BF H R ER SO BB IBB HBP BLK WP HR S P ERA WHIP	IP WLS BF H R ER SO BB IBB HBP BLK WP HR S P ERA WHIP

San Francisco Giants @ New York Mets
Shea Stadium, Flushing, NY
Sat May 31 1969, 3:33 AM EDT
Att: 32,178 - Unknown

AB	30
R	4
H	8
RBI	4
BB	4
SO	7
LOB	17




Batter	1	2	3	4	5	6	7	8	9	AB	R	H	RBI	BB	SO	LOB	TOP										
Bobby Bonds, R OBP: 0.365, SLG: 0.444 (1, 9)										5	0	3	0	0	0	1	San Francisco Giants @ New York Mets Shea Stadium, Flushing, NY Sun Jun 01 1969, 3:33 AM EDT Att: 41,294 - Unknown										
Jim Davenport, R OBP: 0.284, SLG: 0.327 (1, 5)										4	1	1	1	1	0	2											
Willie Mays, R OBP: 0.378, SLG: 0.457 (1, 8)										4	0	1	0	1	0	2											
Willie McCovey, L OBP: 0.449, SLG: 0.734 (1, 3)										3	1	3	1	2	0	0											
Jim Ray Hart, R OBP: 0.315, SLG: 0.283 Ken Henderson, S OBP: 0.317, SLG: 0.400 (1, 7) (5, 7)										2	0	0	1	0	1	3											
Jack Hiatt, R OBP: 0.352, SLG: 0.388 (1, 2)										4	0	0	0	1	0	2											
Don Mason, L OBP: 0.323, SLG: 0.238 (1, 4)										4	0	0	0	0	0	4											
Hal Lanier, R OBP: 0.234, SLG: 0.237 (1, 6)										4	1	1	0	0	0	0											
Bobby Bolin, R OBP: 0.273, SLG: 0.167 Frank Linzy, R (5, 1) Dick Dietz, R OBP: 0.382, SLG: 0.324 (6, PH) Tito Fuentes, S OBP: 0.200, SLG: 0.077 (6, PR) Joe Gibbon, R (6, 1)										2	0	0	0	0	2	1											
Inning Stats	R: 1 E: 1 K: 0 S: 5	H: 2 LOB: 3 BB: 2 P: 13	R: 1 E: 0 K: 1 S: 6	H: 1 LOB: 3 BB: 3 P: 18	R: 0 E: 0 K: 0 S: 3	H: 0 LOB: 0 BB: 0 P: 3	R: 0 E: 0 K: 1 S: 5	H: 0 LOB: 0 BB: 0 P: 5	R: 1 E: 0 K: 0 S: 6	H: 1 LOB: 2 BB: 1 P: 6	R: 0 E: 0 K: 0 S: 4	H: 1 LOB: 1 BB: 0 P: 4	R: 0 E: 0 K: 0 S: 4	H: 1 LOB: 1 BB: 0 P: 4	R: 0 E: 0 K: 0 S: 4	H: 1 LOB: 1 BB: 0 P: 4		1B: 4 2B: 4 3B: 0 HR: 1	SF: 1 SAC: 0 DP: 0 HBP: 0	WP: 1 PB: 0 SB: 0 CS: 1	PA: 42						
PITCHER	IP	WLS	BF	H	R	ER	SO	BB	IBB	HBP	BLK	WP	HR	S	P	ERA	WHIP										
Jim McAndrew, R ERA: 6.65 (1, 1)	1.2		11	3	2	1	1	2	1	0	0	0	0	10	22	5.40	3.000										
Don Cardwell, R ERA: 2.95 (2, 1)	6.1		27	5	2	2	2	2	1	0	0	1	1	28	40	2.84	1.105										
Ron Taylor, R ERA: 3.8 (9, 1)	1.0	W	4	1	0	0	0	0	0	0	0	0	0	4	4	0.00	1.000										


AB	35
R	4
H	9
RBI	3
BB	6
SO	3
LOB	17



Batter	1	2	3	4	5	6	7	8	9	AB	R	H	RBI	BB	SO	LOB	BOTTOM										
Bud Harrelson, S OBP: 0.388, SLG: 0.354 (1, 6)										4	1	2	0	1	0	1	San Francisco Giants @ New York Mets Shea Stadium, Flushing, NY Sun Jun 01 1969, 3:33 AM EDT Att: 41,294 - Unknown										
Tommie Agee, R OBP: 0.326, SLG: 0.508 (1, 8)										4	0	1	0	0	0	2											
Wayne Garrett, L OBP: 0.392, SLG: 0.435 (1, 4)										3	1	0	0	1	1	2											
Cleon Jones, R OBP: 0.438, SLG: 0.570 (1, 7) (8, 3)										2	1	1	0	3	0	1											
Ed Kranepool, L OBP: 0.329, SLG: 0.393 Amos Otis, R OBP: 0.158, SLG: 0.188 (7, PH) (8, 7)										3	0	1	1	0	0	1											
Ron Swoboda, R OBP: 0.309, SLG: 0.394 (1, 9)										4	1	2	2	1	0	0											
Ed Charles, R OBP: 0.247, SLG: 0.250 (1, 5)										4	1	1	0	0	1	2											
Jerry Grote, R OBP: 0.289, SLG: 0.337 (1, 2)										3	0	2	2	1	0	0											
Jim McAndrew, R OBP: 0.429, SLG: 0.500 Don Cardwell, R OBP: 0.158, SLG: 0.278 Duffy Dyer, R OBP: 0.500, SLG: 1.000 Ron Taylor, R (9, 1)										0	0	0	0	0	0	0											
Inning Stats	R: 0 E: 0 K: 1 S: 6	H: 1 LOB: 1 BB: 0 P: 6	R: 2 E: 0 K: 1 S: 8	H: 3 LOB: 1 BB: 0 P: 8	R: 0 E: 0 K: 0 S: 4	H: 1 LOB: 1 BB: 0 P: 4	R: 0 E: 0 K: 2 S: 7	H: 0 LOB: 1 BB: 1 P: 11	R: 0 E: 0 K: 0 S: 5	H: 0 LOB: 0 BB: 2 P: 13	R: 0 E: 0 K: 1 S: 5	H: 1 LOB: 2 BB: 1 P: 9	R: 0 E: 0 K: 1 S: 6	H: 1 LOB: 1 BB: 0 P: 6	R: 1 E: 0 K: 0 S: 2	H: 0 LOB: 3 BB: 4 P: 18		1B: 6 2B: 4 3B: 1 HR: 0	SF: 0 SAC: 2 DP: 1 HBP: 0	WP: 0 PB: 0 SB: 1 CS: 2	PA: 42						
PITCHER	IP	WLS	BF	H	R	ER	SO	BB	IBB	HBP	BLK	WP	HR	S	P	ERA	WHIP										
Bobby Bolin, R ERA: 4.18 (1, 1)	4.2		24	8	4	4	4	3	0	0	0	0	0	29	41	7.71	2.357										
Frank Linzy, R ERA: 2.59 (5, 1)	0.1		1	0	0	0	0	0	0	0	0	0	0	1	1	0.00	0.000										
Joe Gibbon, L ERA: 3.6 (6, 1)	3.2	L	17	2	1	1	2	3	2	0	0	0	0	16	36	2.46	1.364										



Batter	1	2	3	4	5	6	7	8	9	AB	R	H	RBI	BB	SO	LOB	TOP			
Don Mason, L OBP: 0.340, SLG: 0.258 (1, 4)	0-0 1-3 1B		0-0 F3	0-0 2H 1B			0-0 4-3		0-0 1B 1B	5	1	3	1	0	0	0	San Francisco Giants @ Montreal Expos Jarry Park, Montreal, QB Wed Jun 04 1969, 7:05 PM EDT Att: 9,510 - Unknown			
Bobby Bonds, R OBP: 0.381, SLG: 0.429 (1, 9)	0-0 F9		0-0 4-3	0-3 K			4-0 FC5-4 BB		0-0 1B 1B	4	1	1	0	1	1	2				
Willie Mays, R OBP: 0.392, SLG: 0.479 (1, 8)	0-0 1-3 1-2			4-0 BB 1B BB	0-0 F3		0-0 FC5-4 1-2		0-0 SH3-4 1-3 2H SF8 1B	4	2	1	1	1	0	2				
Willie McCovey, L OBP: 0.452, SLG: 0.743 (1, 3)	4-0 IBB			0-0 F6	0-0 F9		0-3 K		0-0 SH3-4 1-2 3H 1B	4	0	1	1	1	1	2				
Ken Henderson, S OBP: 0.297, SLG: 0.361 (1, 5) (6, 7)	0-0 1-3			0-3 K	0-3 K				0-0 SH3-4	4	0	0	0	0	2	3				
Dave Marshall, L OBP: 0.323, SLG: 0.291 Tito Fuentes, S OBP: 0.156, SLG: 0.063 (1, 7) (6, 5)		0-0 CS 1B		4-0 1B 1-2 1B BB		4-0 G6-4-3 BB		0-0 F7	0-0 SF8	1	1	1	0	2	0	0				
Jack Hiatt, R OBP: 0.351, SLG: 0.376 (1, 2)	0-0 F7 1-2			0-0 1B 2B 1B		0-0 G6-4-3 1-2		0-0 E6 1B	2-3 3H F5	5	1	1	1	0	0	3				
Hal Lanier, R OBP: 0.253, SLG: 0.252 (1, 6)	0-0 F9			0-0 2B 1B				0-0 1B		4	1	3	1	0	0	0				
Mike McCormick, L OBP: 0.375, SLG: 0.571 Frank Linzy, R (9, 1)			0-0 6-3	0-0 1B 2B		0-3 K		0-3 K		4	1	1	2	0	2	3				
										0	0	0	0	0	0	0				
Inning Stats	R: 0 E: 0 K: 0 S: 4	H: 1 LOB: 2 BB: 1 P: 8	R: 0 E: 0 K: 0 S: 3	H: 1 LOB: 0 BB: 0 P: 3	R: 0 E: 0 K: 0 S: 3	H: 0 LOB: 0 BB: 0 P: 3	R: 5 E: 0 K: 2 S: 11	H: 4 LOB: 1 BB: 2 P: 19	R: 0 E: 0 K: 1 S: 5	H: 1 LOB: 1 BB: 1 P: 9	R: 0 E: 0 K: 1 S: 5	H: 0 LOB: 0 BB: 0 P: 9	R: 0 E: 1 K: 1 S: 7	H: 1 LOB: 2 BB: 0 P: 7	R: 3 E: 1 K: 0 S: 7	H: 4 LOB: 1 BB: 0 P: 7		1B: 11 2B: 1 3B: 0 HR: 0	SF: 1 SAC: 1 DP: 1 HBP: 0	WP: 0 PB: 0 SB: 0 CS: 1
PITCHER	IP WLS BF H R ER SO	IP WLS BF H R ER SO	IP WLS BF H R ER SO	IP WLS BF H R ER SO	IP WLS BF H R ER SO	IP WLS BF H R ER SO	IP WLS BF H R ER SO	IP WLS BF H R ER SO	IP WLS BF H R ER SO	IP WLS BF H R ER SO	IP WLS BF H R ER SO	IP WLS BF H R ER SO	IP WLS BF H R ER SO	IP WLS BF H R ER SO	IP WLS BF H R ER SO	IP WLS BF H R ER SO	ERA WHIP	ERA WHIP		
Mike Wegener, R ERA: 4.14 Dan McGinn, L ERA: 3.57 Roy Face, R ERA: 4.74 Don Shaw, L ERA: 5.14	4.0 L 20 6 5 5 2	3.0 11 1 0 0 3	1.0 8 4 3 3 1	1.0 4 1 0 0 0	1.0 4 1 0 0 0	1.0 4 1 0 0 0	1.0 4 1 0 0 0	1.0 4 1 0 0 0	1.0 4 1 0 0 0	1.0 4 1 0 0 0	1.0 4 1 0 0 0	1.0 4 1 0 0 0	1.0 4 1 0 0 0	1.0 4 1 0 0 0	1.0 4 1 0 0 0	1.0 4 1 0 0 0	11.25 2.000	0.00 1.000	27.00 4.000	0.00 1.000

Batter	1	2	3	4	5	6	7	8	9	AB	R	H	RBI	BB	SO	LOB	BOTTOM					
Gary Sutherland, R OBP: 0.266, SLG: 0.269 (1, 4)	0-0 F4	0-0 G6-4-3 1-2		0-0 F2			4-0 1B BB		0-3 K	4	0	0	0	1	1	2	San Francisco Giants @ Montreal Expos Jarry Park, Montreal, QB Wed Jun 04 1969, 7:05 PM EDT Att: 9,510 - Unknown					
Manny Mota, R OBP: 0.385, SLG: 0.354 (1, 8)	0-0 1B 1B		4-0 1B SF9 BB		0-0 6-3		0-0 1-2 1B			3	1	2	0	1	0	0						
Rusty Staub, L OBP: 0.416, SLG: 0.461 (1, 9)	0-0 G6-4-3 1B		0-0 BB 1B		0-0 F2		0-0 F9			4	0	2	0	0	0	2						
Bob Bailey, R OBP: 0.307, SLG: 0.358 Roy Face, R OBP: 0.500, SLG: 0.500 Don Shaw, L (9, 1)	0-0 G6-4-3 1-2		0-0 SF9		0-0 6-3		0-0 F6			3	0	0	1	0	0	4						
Coco Laboy, R OBP: 0.340, SLG: 0.494 (1, 5)		0-0 F3	4-0 1-2 BB		0-0 5-3			0-0 1-3		3	0	0	0	1	0	0						
Mack Jones, L OBP: 0.385, SLG: 0.538 (1, 7)		0-0 BB 1B 1B	0-3 K		0-0 F5		0-3 K			4	1	1	0	0	2	2						
Ron Brand, R OBP: 0.231, SLG: 0.167 (1, 2)		0-0 BB 1B 1B	0-0 F9		0-0 1B		0-0 F9			4	1	2	0	0	0	2						
Bobby Wine, R OBP: 0.294, SLG: 0.250 Ty Cline, L OBP: 0.290, SLG: 0.175 (9, PH)		4-0 1B BB		0-0 4-3		0-0 F2		0-3 K	2	0	0	0	1	0	1							
Mike Wegener, R OBP: 0.273, SLG: 0.200 Don Bosch, S OBP: 0.244, SLG: 0.284 Dan McGinn, L OBP: 0.250, SLG: 0.625 Donn Clendenon, R OBP: 0.256, SLG: 0.356 (8, 3)		0-0 1B BB	0-3 K		0-0 5-3		0-0 F9			1	0	1	2	0	0	0						
										1	0	0	0	0	1	0						
Inning Stats	R: 0 E: 0 K: 0 S: 4	H: 2 LOB: 1 BB: 0 P: 4	R: 2 E: 0 K: 0 S: 5	H: 3 LOB: 1 BB: 1 P: 9	R: 1 E: 0 K: 1 S: 6	H: 1 LOB: 2 BB: 2 P: 14	R: 0 E: 0 K: 1 S: 5	H: 0 LOB: 0 BB: 0 P: 5	R: 0 E: 0 K: 0 S: 3	H: 0 LOB: 0 BB: 0 P: 3	R: 0 E: 0 K: 0 S: 4	H: 1 LOB: 1 BB: 0 P: 4	R: 0 E: 0 K: 0 S: 4	H: 1 LOB: 2 BB: 1 P: 8	R: 0 E: 0 K: 1 S: 5	H: 0 LOB: 0 BB: 0 P: 5		R: 0 E: 0 K: 2 S: 7	H: 0 LOB: 0 BB: 0 P: 7	1B: 8 2B: 0 3B: 0 HR: 0	SF: 1 SAC: 0 DP: 2 HBP: 0	WP: 0 PB: 0 SB: 0 CS: 0
PITCHER	IP WLS BF H R ER SO	IP WLS BF H R ER SO	IP WLS BF H R ER SO	IP WLS BF H R ER SO	IP WLS BF H R ER SO	IP WLS BF H R ER SO	IP WLS BF H R ER SO	IP WLS BF H R ER SO	IP WLS BF H R ER SO	IP WLS BF H R ER SO	IP WLS BF H R ER SO	IP WLS BF H R ER SO	IP WLS BF H R ER SO	IP WLS BF H R ER SO	IP WLS BF H R ER SO	IP WLS BF H R ER SO	ERA WHIP	ERA WHIP				
Mike McCormick, L ERA: 3.3 Frank Linzy, R ERA: 2.41	8.0 W 34 8 3 3 3	1.0 S 3 0 0 0 2	1.0 S 3 0 0 0 2	1.0 S 3 0 0 0 2	1.0 S 3 0 0 0 2	1.0 S 3 0 0 0 2	1.0 S 3 0 0 0 2	1.0 S 3 0 0 0 2	1.0 S 3 0 0 0 2	1.0 S 3 0 0 0 2	1.0 S 3 0 0 0 2	1.0 S 3 0 0 0 2	1.0 S 3 0 0 0 2	1.0 S 3 0 0 0 2	1.0 S 3 0 0 0 2	1.0 S 3 0 0 0 2	3.38 1.500	0.00 0.000				

Batter	1	2	3	4	5	6	7	8	9	AB	R	H	RBI	BB	SO	LOB	TOP					
Tony Taylor, R (1,5) OBP: 0.315, SLG: 0.337	0-0 1-3			0-0 6-3		0-0 5-3			0-0 G6-3 1B	4	0	1	0	0	0	0						
Cookie Rojas, R (1,4) OBP: 0.312, SLG: 0.294	0-0 5-3			0-0 F7		0-0 6-3			0-0 G6-3 1-2	4	0	0	0	0	0	1						
Dick Allen, R (1,3) OBP: 0.398, SLG: 0.680	0-0 6-3			0-3 K					0-0 F7 1B 1B	4	0	1	0	0	0	1						
Johnny Callison, L (1,9) OBP: 0.361, SLG: 0.472		1-0 G6-4-3 HBP			0-0 F9				0-0 2B 1-2 1B	3	0	2	0	0	0	0						
Deron Johnson, R (1,7) OBP: 0.354, SLG: 0.393		0-3 K			0-0 2B				0-0 F4	4	0	1	0	0	2	4						
Don Money, R (1,6) OBP: 0.305, SLG: 0.369		0-0 G6-4-3 1-2			0-0 6-3				0-3 K	3	0	0	0	0	1	3						
Mike Ryan, R (1,2) OBP: 0.271, SLG: 0.352				0-0 5-3		4-0 BB			0-0 F4	2	0	0	0	1	0	0						
Larry Hisle, R (1,8) OBP: 0.288, SLG: 0.318				0-0 F9		0-3 K			0-0 G3	3	0	0	0	0	1	2						
Rick Wise, R (1,1) OBP: 0.323, SLG: 0.286				0-0 6-3					0-0 F4	1	0	0	0	0	0	0						
Ron Stone, L (6,PH) OBP: 0.203, SLG: 0.217				0-0 6-3					0-0 F4	1	0	0	0	0	0	0						
Al Rafto, R (6,PH)										0	0	0	0	0	0	0						
John Briggs, L (8,PH)										1	0	0	0	0	0	0						
John Boozer, R (8,1)										0	0	0	0	0	0	0						
Inning Stats	R: 0 E: 0 K: 0 S: 3	H: 0 LOB: 0 BB: 0 P: 3	R: 0 E: 0 K: 1 S: 4	H: 0 LOB: 0 BB: 0 P: 5	R: 0 E: 0 K: 0 S: 3	H: 0 LOB: 0 BB: 0 P: 3	R: 0 E: 0 K: 1 S: 5	H: 0 LOB: 0 BB: 0 P: 5	R: 0 E: 0 K: 1 S: 6	H: 1 LOB: 2 BB: 1 P: 10	R: 0 E: 0 K: 0 S: 3	H: 0 LOB: 0 BB: 0 P: 3	R: 0 E: 0 K: 2 S: 8	H: 1 LOB: 1 BB: 0 P: 8	R: 0 E: 0 K: 0 S: 3	H: 0 LOB: 0 BB: 0 P: 3	R: 0 E: 0 K: 0 S: 5	H: 3 LOB: 2 BB: 0 P: 5	1B: 3 2B: 2 3B: 0 HR: 0	SF: 0 SAC: 0 DP: 2 HBP: 1	WP: 0 PB: 0 SB: 0 CS: 0	PA: 32
PITCHER Gaylord Perry, R (1,1) ERA: 2.35	IP: 9.0 WLS: W BF: 32 H: 5 R: 0 ER: 0 SO: 5 BB: 1 IBB: 0 HBP: 1 BLK: 0 WP: 0 HR: 0 S: 40 P: 45 ERA: 0.00 WHIP: 0.667															PITCHER						

Philadelphia Phillies @ San Francisco Giants
Candlestick Park, San Francisco, CA
Fri Jun 06 1969, 10:05 PM EDT
Att: 6,355 - Unknown

AB 30
R 0
H 5
RBI 0
BB 1
SO 5
LOB 10



Batter	1	2	3	4	5	6	7	8	9	AB	R	H	RBI	BB	SO	LOB	BOTTOM			
Don Mason, L (1,4) OBP: 0.346, SLG: 0.261	0-0 F6		4-0 BB		0-0 1B 1B		0-0 F4			3	1	1	0	1	0	1				
Bobby Bonds, R (1,9) OBP: 0.394, SLG: 0.428	0-0 F6		0-0 F9		0-0 1B 1B			4-0 G5-4-3 BB		3	0	1	1	1	0	1				
Willie Mays, R (1,8) OBP: 0.388, SLG: 0.493	0-0 5-3			0-0 HR	0-0 F5			0-3 K		4	1	1	1	0	1	2				
Willie McCovey, L (1,3) OBP: 0.453, SLG: 0.776		0-0 HR		0-0 HR		0-0 F8		0-0 G5-4-3 1-2		4	2	2	2	0	0	1				
Ken Henderson, S (1,5) OBP: 0.287, SLG: 0.349		0-0 F7		0-0 F7		0-0 4-3				3	0	0	0	0	0	0				
Dave Marshall, L (1,7) OBP: 0.316, SLG: 0.284		0-3 K		0-0 F8		0-0 F8				2	0	0	0	0	1	0				
Jim Davenport, R (6,5) OBP: 0.282, SLG: 0.324				0-0 K		0-0 F8				1	0	0	0	0	0	0				
Jack Hiatt, R (1,2) OBP: 0.342, SLG: 0.365		0-0 6-3		0-0 F6			0-0 F9			3	0	0	0	0	0	0				
Hal Lanier, R (1,6) OBP: 0.254, SLG: 0.253			0-3 K		0-0 6-3		0-0 1B			3	0	1	0	0	1	0				
Gaylord Perry, R (1,1) OBP: 0.179, SLG: 0.135			0-3 K		0-3 K		0-3 K			3	0	0	0	0	3	1				
Inning Stats	R: 0 E: 0 K: 0 S: 3	H: 0 LOB: 0 BB: 0 P: 3	R: 1 E: 0 K: 1 S: 6	H: 1 LOB: 0 BB: 0 P: 6	R: 0 E: 0 K: 2 S: 7	H: 0 LOB: 1 BB: 1 P: 11	R: 2 E: 0 K: 0 S: 5	H: 2 LOB: 0 BB: 0 P: 5	R: 1 E: 0 K: 1 S: 7	H: 2 LOB: 1 BB: 0 P: 7	R: 0 E: 0 K: 0 S: 3	H: 0 LOB: 0 BB: 0 P: 3	R: 0 E: 0 K: 1 S: 6	H: 1 LOB: 1 BB: 0 P: 6	R: 0 E: 0 K: 1 S: 4	H: 0 LOB: 0 BB: 1 P: 8	1B: 3 2B: 0 3B: 0 HR: 3	SF: 0 SAC: 0 DP: 1 HBP: 0	WP: 0 PB: 0 SB: 1 CS: 0	PA: 31
PITCHER Rick Wise, R (1,1) ERA: 2.97	IP: 5.0 WLS: L BF: 21 H: 5 R: 4 ER: 4 SO: 4 BB: 1 IBB: 0 HBP: 0 BLK: 0 WP: 0 HR: 3 S: 28 P: 32 ERA: 7.20 WHIP: 1.200															PITCHER				
Al Rafto, R (6,1) ERA: 2.2	IP: 2.0 WLS: 7 BF: 1 H: 0 R: 0 ER: 0 SO: 1 BB: 0 IBB: 0 HBP: 0 BLK: 0 WP: 0 HR: 9 S: 9 P: 9 ERA: 0.00 WHIP: 0.500															PITCHER				
John Boozer, R (8,1) ERA:	IP: 1.0 WLS: 3 BF: 0 H: 0 R: 0 ER: 0 SO: 1 BB: 1 IBB: 0 HBP: 0 BLK: 0 WP: 0 HR: 4 S: 8 P: 8 ERA: 0.00 WHIP: 1.000															PITCHER				

Philadelphia Phillies @ San Francisco Giants
Candlestick Park, San Francisco, CA
Fri Jun 06 1969, 10:05 PM EDT
Att: 6,355 - Unknown

AB 29
R 4
H 6
RBI 4
BB 2
SO 6
LOB 6



Batter	1	2	3	4	5	6	7	8	9	AB	R	H	RBI	BB	SO	LOB	TOP			
Tony Taylor, R (1, 5) OBP: 0.314, SLG: 0.335										4	0	1	0	0	1	1	Philadelphia Phillies @ San Francisco Giants Candlestick Park, San Francisco, CA Sat Jun 07 1969, 6:33 AM EDT Att: 7,522 - Unknown			
John Briggs, L (1, 8) OBP: 0.305, SLG: 0.258										3	0	0	0	1	1	2				
Dick Allen, R (1, 3) OBP: 0.400, SLG: 0.673										3	1	1	0	1	1	3				
Johnny Callison, L (1, 9) OBP: 0.354, SLG: 0.461										4	0	0	0	0	2	6				
Deron Johnson, R (1, 7) OBP: 0.346, SLG: 0.383										4	0	0	0	0	0	3				
Cookie Rojas, R (1, 4) OBP: 0.310, SLG: 0.292										4	0	1	1	0	0	0				
Don Money, R (1, 6) OBP: 0.304, SLG: 0.362										3	0	0	0	0	1	0				
Mike Ryan, R (1, 2) OBP: 0.267, SLG: 0.345										3	0	0	0	0	0	0				
Grant Jackson, S (1, 1) OBP: 0.258, SLG: 0.310										2	0	0	0	0	1	0				
Gene Stone, L (8, PH) OBP: 0.286, SLG: 0.167										0	0	0	0	1	0	0				
Turk Farrell, R (8, 1)										0	0	0	0	0	0	0				
Inning Stats	R: 0 E: 1 K: 2 S: 9	H: 1 LOB: 2 BB: 0 P: 9	R: 0 E: 0 K: 0 S: 3	H: 0 LOB: 0 BB: 0 P: 3	R: 0 E: 0 K: 1 S: 5	H: 1 LOB: 0 BB: 0 P: 5	R: 0 E: 0 K: 0 S: 3	H: 0 LOB: 0 BB: 0 P: 3	R: 0 E: 1 K: 0 S: 4	H: 0 LOB: 2 BB: 1 P: 8	R: 0 E: 0 K: 1 S: 5	H: 0 LOB: 0 BB: 0 P: 5	R: 0 E: 0 K: 0 S: 3	H: 0 LOB: 1 BB: 1 P: 7	R: 1 E: 0 K: 0 S: 3	H: 1 LOB: 1 BB: 1 P: 7	1B: 3 2B: 1 3B: 0 HR: 0	SF: 0 SAC: 0 DP: 1 HBP: 0	WP: 0 PB: 0 SB: 1 CS: 1	PA: 33
PITCHER Juan Marichal, R (1, 1) ERA: 2.3	IP: 9.0 WLS: W BF: 33 H: 3 R: 1 ER: 1 SO: 7 BB: 3 IBB: 0 HBP: 0 BLK: 0 WP: 0 HR: 0 S: 44 P: 56 ERA: 1.00 WHIP: 0.667															PITCHER				

Batter	1	2	3	4	5	6	7	8	9	AB	R	H	RBI	BB	SO	LOB	BOTTOM			
Don Mason, L (1, 4) OBP: 0.336, SLG: 0.253										3	0	0	0	0	1	1	Philadelphia Phillies @ San Francisco Giants Candlestick Park, San Francisco, CA Sat Jun 07 1969, 6:33 AM EDT Att: 7,522 - Unknown			
Bobby Bonds, R (1, 9) OBP: 0.387, SLG: 0.426										3	0	1	1	1	0	1				
Willie Mays, R (1, 8) OBP: 0.379, SLG: 0.481										4	0	0	0	0	1	3				
Willie McCovey, L (1, 3) OBP: 0.454, SLG: 0.774										3	1	1	0	1	1	0				
Ken Henderson, S (1, 7) OBP: 0.296, SLG: 0.389										4	1	2	2	0	1	2				
Jim Davenport, R (1, 5) OBP: 0.286, SLG: 0.318										2	0	0	0	2	0	0				
Jack Hiatt, R (1, 2) OBP: 0.331, SLG: 0.350										4	0	0	0	0	2	3				
Hal Lanier, R (1, 6) OBP: 0.260, SLG: 0.265										4	1	2	0	0	0	2				
Juan Marichal, R (1, 1) OBP: 0.273, SLG: 0.300										2	0	0	0	1	0	2				
Inning Stats	R: 0 E: 0 K: 1 S: 5	H: 0 LOB: 2 BB: 2 P: 13	R: 0 E: 0 K: 1 S: 6	H: 1 LOB: 1 BB: 0 P: 6	R: 0 E: 0 K: 0 S: 3	H: 0 LOB: 0 BB: 0 P: 3	R: 0 E: 0 K: 2 S: 7	H: 0 LOB: 1 BB: 1 P: 11	R: 1 E: 0 K: 2 S: 9	H: 2 LOB: 1 BB: 0 P: 9	R: 0 E: 0 K: 0 S: 4	H: 1 LOB: 2 BB: 1 P: 8	R: 0 E: 1 K: 0 S: 3	H: 0 LOB: 1 BB: 1 P: 7	R: 2 E: 0 K: 0 S: 5	H: 2 LOB: 0 BB: 0 P: 5	1B: 3 2B: 2 3B: 0 HR: 1	SF: 0 SAC: 1 DP: 0 HBP: 0	WP: 0 PB: 0 SB: 1 CS: 0	PA: 35
PITCHER Grant Jackson, L (1, 1) ERA: 3.65	IP: 7.0 WLS: L BF: 30 H: 4 R: 1 ER: 1 SO: 6 BB: 5 IBB: 0 HBP: 0 BLK: 0 WP: 0 HR: 0 S: 37 P: 57 ERA: 1.29 WHIP: 1.286															PITCHER				
Turk Farrell, R (8, 1) ERA: 3.91	IP: 1.0 WLS: L BF: 5 H: 2 R: 2 ER: 2 SO: 0 BB: 0 IBB: 0 HBP: 0 BLK: 0 WP: 0 HR: 1 S: 5 P: 5 ERA: 18.00 WHIP: 2.000															PITCHER				



Batter	1	2	3	4	5	6	7	8	9	AB	R	H	RBI	BB	SO	LOB	TOP										
Bud Harrelson, S OBP: 0.350, SLG: 0.306 (1, 6)	F7		F3		6-3		E2 1B HR	L7		5	1	0	0	0	0	4											
Rod Gaspar, S OBP: 0.313, SLG: 0.316 (1, 9)	5-3			F7		BB SF9 1B	P6	F8		5	1	1	0	0	0	4											
Tommie Agee, R OBP: 0.325, SLG: 0.536 (1, 8)					HR		6-3		HR	5	3	4	3	0	0	1											
Cleon Jones, R OBP: 0.424, SLG: 0.557 (1, 3)	CS	E2 G6-4-3		5-3		SF9 BB 1B		HR	6-3	4	2	1	3	1	0	0											
Ron Swoboda, R OBP: 0.294, SLG: 0.361 (1, 7)		F8			FC6-4 1B		6-3		K	4	0	1	0	1	1	1											
Ed Charles, R OBP: 0.272, SLG: 0.288 (1, 5)		G6-4-3		FC6-4		SF9		K	K	4	0	0	1	0	2	2											
Jerry Grote, R OBP: 0.290, SLG: 0.333 (1, 2)			F7		SH1-3 SF7 2B			FC1-6 1B		4	1	3	1	0	0	0											
Al Weis, S OBP: 0.189, SLG: 0.184 (1, 4)			K		SH1-3		F9	FC1-6 1B		3	0	0	0	0	1	3											
Don Cardwell, R OBP: 0.261, SLG: 0.381 (1, 1)					SF7					3	1	3	1	0	0	0											
Ron Taylor, R (9, 1)				1B						0	0	0	0	0	0	0											
Inning Stats	R: 0 E: 0 K: 0 S: 3	H: 1 LOB: 0 BB: 0 P: 3	R: 0 E: 1 K: 0 S: 3	H: 0 LOB: 0 BB: 0 P: 3	R: 0 E: 0 K: 1 S: 6	H: 1 LOB: 1 BB: 0 P: 6	R: 1 E: 0 K: 0 S: 5	H: 2 LOB: 1 BB: 0 P: 5	R: 1 E: 0 K: 0 S: 4	H: 1 LOB: 0 BB: 0 P: 4	R: 2 E: 0 K: 0 S: 5	H: 2 LOB: 2 BB: 2 P: 13	R: 4 E: 1 K: 1 S: 9	H: 3 LOB: 0 BB: 0 P: 9	R: 0 E: 0 K: 0 S: 5	H: 2 LOB: 2 BB: 0 P: 5	R: 1 E: 0 K: 2 S: 8	H: 1 LOB: 0 BB: 0 P: 8	1B: 9 2B: 1 3B: 0 HR: 3	SF: 2 SAC: 1 DP: 1 HBP: 0	WP: 0 PA: 43 PB: 0 SB: 0 CS: 1						
PITCHER	IP	WLS	BF	H	R	ER	SO	BB	IBB	HBP	BLK	WP	HR	S	P	ERA	WHIP										
Mike McCormick, L ERA: 3.63 (1, 1)	5.2	L	25	7	4	4	1	1	1	0	0	0	1	25	33	6.35	1.412										
Ron Herbel, R ERA: 4.29 (6, 1)	2.1		13	5	4	3	1	0	0	0	0	0	1	15	15	11.57	2.143										
Ray Sadecki, L ERA: 3.86 (9, 1)	1.0		4	1	1	1	2	0	0	0	0	0	1	8	8	9.00	1.000										

New York Mets @ San Francisco Giants
Candlestick Park, San Francisco, CA
Tue Jun 10 1969, 10:05 PM EDT
Att: 6,038 - Unknown

AB	37
R	9
H	13
RBI	9
BB	2
SO	4
LOB	15



Batter	1	2	3	4	5	6	7	8	9	AB	R	H	RBI	BB	SO	LOB	BOTTOM										
Don Mason, L OBP: 0.306, SLG: 0.229 (1, 4)	F7		F8		F7			G3		4	0	0	0	0	0	2											
Bobby Bonds, R OBP: 0.376, SLG: 0.435 (1, 9)	F8				K			F9		4	0	1	1	0	1	1											
Willie Mays, R OBP: 0.387, SLG: 0.497 (1, 8)							P4			3	0	0	0	1	0	2											
Willie McCovey, L OBP: 0.458, SLG: 0.780 (1, 3)							P3		HR	2	1	1	1	2	0	0											
Jim Davenport, R OBP: 0.311, SLG: 0.336 (1, 5)					FC6-4			K		4	0	1	0	0	2	4											
Ken Henderson, S OBP: 0.275, SLG: 0.350 (1, 7)			F7		3-1			F5		4	1	0	0	0	0	1											
Jack Hiatt, R OBP: 0.328, SLG: 0.374 (1, 2)								4-3		4	1	1	2	0	0	0											
Hal Lanier, R OBP: 0.262, SLG: 0.273 (1, 6)								4-3		4	0	0	0	0	0	0											
Mike McCormick, L OBP: 0.389, SLG: 0.563 (1, 1)										2	1	1	0	0	0	0											
Ron Herbel, R (6, 1)										0	0	0	0	0	0	0											
Dave Marshall, L OBP: 0.320, SLG: 0.274 (6, PH)										0	0	0	0	1	0	0											
Ray Sadecki, L OBP: 0.158, SLG: 0.278 (9, 1)										0	0	0	0	0	0	0											
Bob Burda, L OBP: 0.327, SLG: 0.438 (9, PH)										1	0	0	0	0	0	0											
Inning Stats	R: 0 E: 0 K: 1 S: 5	H: 0 LOB: 2 BB: 2 P: 13	R: 0 E: 0 K: 0 S: 3	H: 0 LOB: 0 BB: 0 P: 3	R: 1 E: 0 K: 0 S: 5	H: 2 LOB: 2 BB: 1 P: 9	R: 0 E: 0 K: 0 S: 3	H: 0 LOB: 0 BB: 0 P: 3	R: 0 E: 0 K: 1 S: 5	H: 0 LOB: 0 BB: 0 P: 5	R: 0 E: 0 K: 0 S: 3	H: 0 LOB: 0 BB: 0 P: 3	R: 0 E: 0 K: 0 S: 3	H: 0 LOB: 1 BB: 1 P: 7	R: 3 E: 0 K: 0 S: 6	H: 3 LOB: 0 BB: 0 P: 6	1B: 2 2B: 0 3B: 1 HR: 2	SF: 0 SAC: 0 DP: 0 HBP: 0	WP: 0 PA: 36 PB: 0 SB: 0 CS: 0								
PITCHER	IP	WLS	BF	H	R	ER	SO	BB	IBB	HBP	BLK	WP	HR	S	P	ERA	WHIP										
Don Cardwell, R ERA: 3.05 (1, 1)	8.1	W	34	5	4	4	3	3	1	0	0	0	2	36	52	4.32	0.960										
Ron Taylor, R ERA: 3.04 (9, 1)	0.2	S	2	0	0	0	0	0	0	0	0	0	0	2	2	0.00	0.000										

New York Mets @ San Francisco Giants
Candlestick Park, San Francisco, CA
Tue Jun 10 1969, 10:05 PM EDT
Att: 6,038 - Unknown

AB	32
R	4
H	5
RBI	4
BB	4
SO	3
LOB	10



Batter	1	2	3	4	5	6	7	8	9	AB	R	H	RBI	BB	SO	LOB	TOP		
Bud Harrelson, S (1, 6) OBP: 0.354, SLG: 0.306	1-0 E BB HBP	0-0 4-3			0-0 6-3			0-0 FC6-4 BB 4-3 1B		0	0	0	0	0	0	0			
Al Weis, S (2, 6) OBP: 0.196, SLG: 0.192										3	1	1	0	0	0	1			
Tommie Agee, R (1, 8) OBP: 0.329, SLG: 0.532	0-0 L7		0-0 G4-6-3 1B		0-0 F9			4-0 FC6-4 1-2 BB		3	0	1	0	1	0	1			
Wayne Garrett, L (1, 4) OBP: 0.383, SLG: 0.400	0-3 K		0-0 G4-6-3 1-2		0-0 F8			0-0 FC6-4 1-2 2-3 4-3		4	0	0	0	0	1	4			
Cleon Jones, R (1, 7) OBP: 0.421, SLG: 0.548	4-0 E BB 1-2		0-0 6-3		0-0 P6			0-0 4-3		3	0	0	1	1	0	1			
Art Shamsky, L (1, 9) OBP: 0.310, SLG: 0.308	0-0 E3 1-2 2-3		0-0 6-3 2B		0-0 L9			0-0 G3		4	0	1	0	0	0	3			
Ed Kranepool, L (1, 3) OBP: 0.335, SLG: 0.448	0-3 K		0-0 F7		0-0 HR			0-0 F8		4	1	1	1	0	1	4			
Ed Charles, R (1, 5) OBP: 0.271, SLG: 0.277		4-0 G5-4-3 BB		0-0 6-3 2-3		0-3 K		0-0 1-3		3	0	0	0	1	1				
Jerry Grote, R (1, 2) OBP: 0.282, SLG: 0.323		0-0 G5-4-3 1-2		0-0 5-3		0-3 K		0-0 5-3		4	0	0	0	0	1	2			
Gary Gentry, R (1, 1) OBP: 0.286, SLG: 0.167		4-0 BB		0-0 F9		0-0 F5				0	0	0	0	1	0	0			
Ron Taylor, R (4, 1) OBP: 0.200, SLG: 0.185										0	0	0	0	0	0	0			
Amos Otis, R (5, PH) OBP: 0.200, SLG: 0.200										1	0	0	0	0	0	0			
Tug McGraw, L (5, 1) OBP: 0.185, SLG: 0.200										0	0	0	0	0	0	0			
Nolan Ryan, R (6, 1) OBP: 0.320, SLG: 0.303										0	0	0	0	0	0	0			
J.C. Martin, L (7, PH) OBP: 0.220, SLG: 0.267										1	0	0	0	0	0	0			
Cal Koonce, R (7, 1) OBP: 0.687, SLG: 0.687										0	0	0	0	0	0	0			
Inning Stats	R: 0 E: 1 K: 2 S: 8	H: 0 LOB: 3 BB: 1 P: 13	R: 0 E: 0 K: 0 S: 2	H: 0 LOB: 1 BB: 2 P: 10	R: 0 E: 0 K: 0 S: 3	H: 1 LOB: 0 BB: 0 P: 3	R: 0 E: 0 K: 0 S: 4	H: 1 LOB: 0 BB: 0 P: 4	R: 0 E: 0 K: 0 S: 3	H: 0 LOB: 0 BB: 0 P: 3	R: 0 E: 0 K: 2 S: 8	H: 0 LOB: 0 BB: 0 P: 8	R: 1 E: 0 K: 0 S: 4	H: 1 LOB: 1 BB: 1 P: 8	R: 0 E: 0 K: 0 S: 3	H: 0 LOB: 0 BB: 0 P: 3	1B: 2 2B: 1 3B: 0 HR: 1	SF: 0 SAC: 0 DP: 2 HBP: 1	WP: 0 PA: 35 CS: 0
PITCHER Gaylord Perry, R (1, 1) ERA: 2.33	IP: 9.0 WLS: W BF: 35 H: 4 R: 2 ER: 2 SO: 4 BB: 4 IBB: 0 HBP: 1 BLK: 0 WP: 0 HR: 1 S: 38 P: 55 ERA: 2.00 WHIP: 0.889																		

New York Mets @ San Francisco Giants
Candlestick Park, San Francisco, CA
Wed Jun 11 1969, 6:33 AM EDT
Att: 3,935 - Unknown


AB	30
R	2
H	4
RBI	2
BB	4
SO	4
LOB	17



Batter	1	2	3	4	5	6	7	8	9	AB	R	H	RBI	BB	SO	LOB	BOTTOM		
Bobby Bonds, R (1, 9) OBP: 0.376, SLG: 0.431	0-0 6-3	4-0 S 1B BB		0-0 E 2B 1B	0-0 1-3	0-3 K				4	1	1	0	1	1	5			
Ron Hunt, R (1, 4) OBP: 0.333, SLG: 0.288	0-0 1B	0-0 1B		0-0 E3 2B 1-2 3-H		0-0 2B 1B	0-0 F7			5	2	3	0	0	0	1			
Willie Mays, R (1, 8) OBP: 0.392, SLG: 0.506	0-0 HBP SF8 1B		0-0 6-3	0-0 1-3 2-H		0-3 K	0-0 1B			5	1	3	2	0	1	1			
Dave Marshall, L (6, 7) OBP: 0.320, SLG: 0.274	3-H HBP BB 1B		0-0 6-3	4-0 G5-4-3 IBB		0-0 K	0-0 1B			0	0	0	0	0	0	0			
Willie McCovey, L (1, 3) OBP: 0.471, SLG: 0.789	4-0 HBP BB		4-0 BB	4-0 G5-4-3 IBB		0-0 K	0-0 1B			2	0	2	1	3	0	0			
Jim Ray Hart, R (1, 7) OBP: 0.313, SLG: 0.275	1-0 HBP BB		0-0 F3	0-0 G5-4-3 1-2		0-0 FC1-6-5-4 BB 1B	0-0 P6			2	0	0	0	0	0	4			
Ken Henderson, S (6, 7) OBP: 0.270, SLG: 0.343	1-2 2-3 HBP		0-0 F3	0-0 G5-4-3 1-2		0-0 FC1-6-5-4 BB 1B	0-0 P6			2	1	0	0	0	0	3			
Jim Davenport, R (1, 5) OBP: 0.321, SLG: 0.339	0-0 SF8		4-0 BB		0-0 SH1 WP 1B	4-0 BB 1B	0-0 4-3			2	1	1	1	2	0	2			
Jack Hiatt, R (1, 2) OBP: 0.331, SLG: 0.364	0-3 K		0-0 F3		4-0 SH1 BB	4-0 1B BB		0-0 F2		3	0	0	0	2	1	4			
Hal Lanier, R (1, 6) OBP: 0.267, SLG: 0.278		0-0 4-3		0-0 1B SH2-4 E 1B	0-0 SH1	0-0 BB 1B		0-0 3-1		4	1	2	2	0	0				
Gaylord Perry, R (1, 1) OBP: 0.186, SLG: 0.125	0-3 K		0-0 SH2-4	0-0 SH2-4	0-3 K	0-0 BB		0-0 5-3		3	0	0	0	1	2	2			
Inning Stats	R: 2 E: 0 K: 1 S: 7	H: 2 LOB: 2 BB: 1 P: 12	R: 0 E: 0 K: 1 S: 5	H: 1 LOB: 2 BB: 1 P: 9	R: 0 E: 0 K: 0 S: 3	H: 0 LOB: 2 BB: 2 P: 11	R: 2 E: 1 K: 0 S: 6	H: 3 LOB: 2 BB: 1 P: 10	R: 0 E: 0 K: 1 S: 6	H: 1 LOB: 2 BB: 1 P: 10	R: 3 E: 0 K: 2 S: 10	H: 3 LOB: 3 BB: 3 P: 22	R: 0 E: 0 K: 0 S: 5	H: 2 LOB: 2 BB: 0 P: 5	R: 0 E: 0 K: 0 S: 3	H: 0 LOB: 0 BB: 0 P: 3	1B: 9 2B: 2 3B: 1 HR: 0	SF: 1 SAC: 2 DP: 1 HBP: 1	WP: 1 PA: 45 CS: 0
PITCHER Gary Gentry, R (1, 1) ERA: 3.79	IP: 3.1 WLS: L BF: 21 H: 6 R: 4 ER: 3 SO: 2 BB: 4 IBB: 0 HBP: 1 BLK: 0 WP: 0 HR: 0 S: 20 P: 37 ERA: 8.10 WHIP: 3.000																		
Ron Taylor, R (4, 1) ERA: 2.96	0.2 0 0 0	2 0 0 0	0 0 0 0	0 0 0 0	0 1 0 0	0 0 1 5	0 0 1 5	0.00 0.000											
Tug McGraw, L (5, 1) ERA: 3.5	1.2 12 4 3	3 3 2 3	0 0 0 0	1 0 0 0	0 0 0 0	1 0 13 25	16.20 4.200												
Nolan Ryan, R (6, 1) ERA: 2.14	0.1 2 0 0	0 0 0 1	1 0 0 0	0 0 0 0	0 0 0 0	0 0 3 7	0.00 3.000												
Cal Koonce, R (7, 1) ERA: 6.53	2.0 8 2 0	0 0 0 0	0 0 0 0	0 0 0 0	0 0 0 0	0 0 8 8	0.00 1.000												


New York Mets @ San Francisco Giants
Candlestick Park, San Francisco, CA
Wed Jun 11 1969, 6:33 AM EDT
Att: 3,935 - Unknown


AB	32
R	7
H	12
RBI	6
BB	9
SO	5
LOB	22



Batter	1	2	3	4	5	6	7	8	9	AB	R	H	RBI	BB	SO	LOB	TOP				
Adolfo Phillips, R OBP: 0.428, SLG: 0.327 (1, 8)										3	1	1	0	1	2	0	Montreal Expos @ San Francisco Giants Candlestick Park, San Francisco, CA Fri Jun 13 1969, 10:05 PM EDT Att: 5,893 - Unknown 				
Ron Fairly, L OBP: 0.309, SLG: 0.319 (1, 3)										4	1	1	0	0	0	1					
Rusty Staub, L OBP: 0.415, SLG: 0.482 (1, 9)										2	0	0	0	2	0	0					
Mack Jones, L OBP: 0.375, SLG: 0.546 (1, 7)										4	0	1	1	0	2	3					
Coco Laboy, R OBP: 0.330, SLG: 0.462 (1, 5)										3	0	0	1	0	0	1					
Gary Sutherland, R OBP: 0.286, SLG: 0.302 (1, 4)										4	0	2	0	0	0	1					
Ron Brand, R OBP: 0.308, SLG: 0.219 (1, 2)										3	0	1	0	0	1	2					
Bobby Wine, R OBP: 0.214, SLG: 0.185 (1, 6)										3	0	0	0	0	0	2					
Don Shaw, L (1, 1)										1	0	0	0	0	1	0					
Ty Cline, L OBP: 0.316, SLG: 0.188 (5, PH)										1	0	0	0	0	1	1					
Gary Waslewski, R (5, 1)										0	0	0	0	0	0	0					
Don Bosch, S OBP: 0.243, SLG: 0.271 (7, PH)										1	0	0	0	0	1	0					
Roy Face, R OBP: 0.500, SLG: 0.500 (7, 1)										0	0	0	0	0	0	0					
Inning Stats	R: 0 E: 0 K: 2 S: 7	H: 0 LOB: 1 BB: 1 P: 11	R: 0 E: 0 K: 0 S: 3	H: 1 LOB: 0 BB: 0 P: 3	R: 0 E: 0 K: 0 S: 4	H: 0 LOB: 0 BB: 0 P: 7	R: 0 E: 0 K: 0 S: 4	H: 1 LOB: 1 BB: 0 P: 4	R: 0 E: 0 K: 2 S: 8	H: 1 LOB: 1 BB: 2 P: 8	R: 0 E: 0 K: 1 S: 5	H: 1 LOB: 0 BB: 0 P: 5	R: 0 E: 0 K: 0 S: 3	H: 0 LOB: 0 BB: 0 P: 5	R: 0 E: 0 K: 1 S: 5	H: 0 LOB: 0 BB: 0 P: 5		1B: 6 2B: 1 3B: 0 HR: 0	SF: 1 SAC: 0 DP: 3 HBP: 0	WP: 0 PB: 0 SB: 0 CS: 0	PA: 33
PITCHER Juan Marichal, R ERA: 2.27 (1, 1)	IP: 9.0 WLS: W BF: 33 H: 6 R: 2 ER: 2 SO: 8 BB: 3 IBB: 0 HBP: 0 BLK: 0 WP: 0 HR: 0 S: 46 P: 58 ERA: 2.00 WHIP: 1.000															PITCHER		IP: WLS: BF: H: R: ER: SO: BB: IBB: HBP: BLK: WP: HR: S: P: ERA: WHIP:			


Batter	1	2	3	4	5	6	7	8	9	AB	R	H	RBI	BB	SO	LOB	BOTTOM				
Bobby Bonds, R OBP: 0.374, SLG: 0.427 (1, 9)										4	0	1	0	0	3	1	Montreal Expos @ San Francisco Giants Candlestick Park, San Francisco, CA Fri Jun 13 1969, 10:05 PM EDT Att: 5,893 - Unknown 				
Ron Hunt, R OBP: 0.337, SLG: 0.289 (1, 4)										3	2	1	0	1	0	0					
Willie Mays, R OBP: 0.389, SLG: 0.506 (1, 8)										4	1	1	1	0	0	1					
Willie McCovey, L OBP: 0.471, SLG: 0.784 (1, 3)										1	0	0	0	1	1	1					
Bob Burda, L OBP: 0.315, SLG: 0.420 (4, 3)										2	0	0	0	0	0	0					
Jim Ray Hart, R OBP: 0.322, SLG: 0.279 (1, 7)										2	0	1	1	1	0	0					
Ken Henderson, S OBP: 0.268, SLG: 0.340 (6, PR) (7, 7)										1	1	0	0	0	0	0					
Jim Davenport, R OBP: 0.326, SLG: 0.344 (1, 5)										4	0	2	0	0	0	2					
Jack Hiatt, R OBP: 0.336, SLG: 0.368 (1, 2)										4	0	2	1	0	0	2					
Hal Lanier, R OBP: 0.267, SLG: 0.277 (1, 6)										4	0	1	0	0	0	3					
Juan Marichal, R OBP: 0.250, SLG: 0.273 (1, 1)										3	0	0	0	0	1	3					
Inning Stats	R: 2 E: 1 K: 2 S: 10	H: 2 LOB: 2 BB: 1 P: 14	R: 0 E: 0 K: 1 S: 5	H: 0 LOB: 0 BB: 0 P: 5	R: 1 E: 0 K: 0 S: 4	H: 2 LOB: 1 BB: 1 P: 8	R: 0 E: 0 K: 1 S: 6	H: 1 LOB: 1 BB: 0 P: 6	R: 0 E: 0 K: 0 S: 3	H: 0 LOB: 0 BB: 0 P: 3	R: 1 E: 0 K: 1 S: 7	H: 3 LOB: 3 BB: 1 P: 11	R: 0 E: 0 K: 0 S: 3	H: 0 LOB: 0 BB: 0 P: 3	R: 0 E: 0 K: 0 S: 4	H: 1 LOB: 1 BB: 0 P: 4		1B: 8 2B: 1 3B: 0 HR: 0	SF: 0 SAC: 0 DP: 1 HBP: 0	WP: 0 PB: 0 SB: 0 CS: 0	PA: 35
PITCHER Don Shaw, L ERA: 4.63 (1, 1)	IP: 4.0 WLS: L BF: 19 H: 5 R: 3 ER: 3 SO: 3 BB: 2 IBB: 0 HBP: 0 BLK: 0 WP: 0 HR: 0 S: 25 P: 33 ERA: 4.50 WHIP: 1.750															PITCHER		IP: WLS: BF: H: R: ER: SO: BB: IBB: HBP: BLK: WP: HR: S: P: ERA: WHIP:			
Gary Waslewski, R ERA: 3.65 (5, 1)	2.0 9 3 1 1 1 1 0 0 0 0 0 0 10 14 4.50 2.000																				
Roy Face, R ERA: 3.99 (7, 1)	2.0 7 1 0 0 0 0 0 0 0 0 0 0 7 7 0.00 0.500																				


Batter	1	2	3	4	5	6	7	8	9	AB R H RBI BB SO LOB	TOP									
Adolfo Phillips, R OBP: 0.427, SLG: 0.321 (1, 8)	0-0 4-3	4-0 WP HR BB		0-0 F7 BB G1-2-3 1B		0-3 K2-3		0-3 K	4 1 1 0 1 2 0	Montreal Expos @ San Francisco Giants Candlestick Park, San Francisco, CA Sat Jun 14 1969, 6:33 AM EDT Att: 11,724 - Unknown AB 33 R 8 H 8 RBI 7 BB 5 SO 8 LOB 11 										
Ron Fairly, L OBP: 0.314, SLG: 0.355 (1, 3)	0-0 G3	0-0 HR		4-0 F7 BB		0-0 F5		0-0 3-1	4 1 1 3 1 0 0											
Rusty Staub, L OBP: 0.406, SLG: 0.469 (1, 9)	0-0 4-3	0-0 F7		0-0 F7		0-3 K		0-0 F5	5 0 0 0 0 1 2											
Mack Jones, L OBP: 0.382, SLG: 0.543 (1, 7)		4-0 4-3 2B BB	1-0 BB 1B HBP	4-0 IBB		0-3 K		0-3 K	1 2 0 0 2 1 0											
Coco Laboy, R OBP: 0.324, SLG: 0.452 (1, 5)		0-3 K	0-0 F6	0-0 G1-2-3		0-3 K			4 0 0 0 0 2 5											
Gary Sutherland, R OBP: 0.285, SLG: 0.301 (1, 4)	0-0 4-3	0-0 BB 1B		0-0 F2		0-0 6-3			4 1 1 0 0 0 1											
Ron Brand, R OBP: 0.326, SLG: 0.257 (1, 2)	0-0 1B 2B	4-0 1B BB		0-0 4-3		0-3 K			3 1 1 1 1 1 0											
Bobby Wine, R OBP: 0.281, SLG: 0.258 (1, 6)	0-0 WP 1B	0-0 1B		0-0 4-3		0-0 1B			4 1 3 3 0 0 0											
Mike Wegener, R OBP: 0.222, SLG: 0.176 (1, 1)	0-0 WP HR 1B	0-0 G1-6-3		0-0 F7		0-3 K			4 1 1 0 0 1 3											
Inning Stats	R: 0 E: 0 K: 0 S: 3	H: 0 LOB: 0 BB: 0 P: 3	R: 6 E: 0 K: 1 S: 9	H: 4 LOB: 0 BB: 2 P: 17	R: 2 E: 0 K: 0 S: 4	H: 2 LOB: 1 BB: 1 P: 9	R: 0 E: 0 K: 0 S: 3	H: 1 LOB: 2 BB: 2 P: 11	R: 0 E: 0 K: 1 S: 5	H: 0 LOB: 0 BB: 0 P: 5	R: 0 E: 0 K: 3 S: 9	H: 0 LOB: 0 BB: 0 P: 9	R: 0 E: 0 K: 2 S: 8	H: 1 LOB: 1 BB: 0 P: 8	R: 0 E: 0 K: 1 S: 5	H: 0 LOB: 0 BB: 0 P: 5	1B: 6 2B: 1 3B: 0 HR: 1	SF: 0 SAC: 0 DP: 2 HBP: 1	WP: 2 PB: 0 SB: 0 CS: 0	PA: 39
PITCHER	IP WLS BF H R ER SO BB IBB HBP BLK WP HR S P ERA WHIP											PITCHER	IP WLS BF H R ER SO BB IBB HBP BLK WP HR S P ERA WHIP							
Bobby Bolin, R ERA: 4.82 (1, 1)	1.2 L 11 4 6 6 1 2 0 0 0 0 2 1 11 19 32.40 3.600																			
Ron Herbel, R ERA: 4.4 (2, 1)	3.1 15 3 2 2 0 2 1 1 0 0 0 0 11 24 5.40 1.500																			
Ray Sadecki, L ERA: 3.63 (6, 1)	4.0 13 1 0 0 7 0 0 0 0 0 0 0 27 27 0.00 0.250																			

Batter	1	2	3	4	5	6	7	8	9	AB R H RBI BB SO LOB	BOTTOM											
Bobby Bonds, R OBP: 0.372, SLG: 0.429 (1, 8)	0-0 6-3		0-0 F4		0-0 FC5-4 E S 1-2			0-0 2B	4 0 1 0 0 0 1	Montreal Expos @ San Francisco Giants Candlestick Park, San Francisco, CA Sat Jun 14 1969, 6:33 AM EDT Att: 11,724 - Unknown AB 30 R 0 H 4 RBI 0 BB 5 SO 6 LOB 15 												
Ron Hunt, R OBP: 0.347, SLG: 0.287 (1, 4)	0-0 5-3		4-0 BB		4-0 BB		4-0 BB	1 0 0 0 3 0 0														
Bob Burda, L OBP: 0.293, SLG: 0.389 (1, 3)	0-0 4-3		0-0 F8		0-0 4-3		0-0 F7	4 0 0 0 0 0 5														
Jim Ray Hart, R OBP: 0.328, SLG: 0.286 ERA: 4.4 (4, PH)		0-0 G3-6-3 WP 1B		0-3 K		0-3 K		0-0 F7	1 0 1 0 0 0 0 3 0 0 0 0 2 2													
Ken Henderson, S OBP: 0.267, SLG: 0.330 (1, 9)		4-0 G3-6-3 BB		0-0 4-3		0-0 4-3		0-3 K	3 0 0 0 1 1 2													
Bobby Etheridge, R OBP: 0.405, SLG: 0.417 (1, 5)		0-0 G3-6-3		0-0 2B		0-3 K		0-3 K	4 0 1 0 0 2 2													
Jack Hiatt, R OBP: 0.338, SLG: 0.365 (1, 2)		4-0 BB		0-0 5-3		0-0 F3		0-0 F3	1 0 0 0 1 0 1 1 0 0 0 0 0 0 1 0 0 0 0 0 0													
Ray Sadecki, L OBP: 0.150, SLG: 0.263 (6, 1)																						
Don Mason, L OBP: 0.303, SLG: 0.226 (9, PH)																						
Hal Lanier, R OBP: 0.263, SLG: 0.273 (1, 6)		0-0 G3		0-0 4-3		0-0 F7		0-0 G3	3 0 0 0 0 0 2 1 0 0 0 0 0 0													
Bobby Bolin, R OBP: 0.273, SLG: 0.167 (2, 1)									0 0 0 0 0 0 0 1 0 0 0 0 1 0 2 0 1 0 0 0 0													
Dick Dietz, R OBP: 0.385, SLG: 0.329 (5, PH)				0-3 K		0-0 FC5-4 1B		0-0 F5														
Inning Stats	R: 0 E: 0 K: 0 S: 3	H: 0 LOB: 0 BB: 0 P: 3	R: 0 E: 0 K: 1 S: 5	H: 1 LOB: 2 BB: 2 P: 11	R: 0 E: 0 K: 1 S: 6	H: 0 LOB: 1 BB: 1 P: 9	R: 0 E: 0 K: 1 S: 6	H: 1 LOB: 1 BB: 0 P: 6	R: 0 E: 0 K: 0 S: 4	H: 1 LOB: 2 BB: 1 P: 8	R: 0 E: 0 K: 2 S: 7	H: 0 LOB: 0 BB: 0 P: 7	R: 0 E: 0 K: 0 S: 3	H: 0 LOB: 0 BB: 0 P: 3	R: 0 E: 0 K: 1 S: 6	H: 1 LOB: 1 BB: 1 P: 10	R: 0 E: 0 K: 1 S: 5	H: 0 LOB: 0 BB: 0 P: 5	1B: 2 2B: 2 3B: 0 HR: 0	SF: 0 SAC: 0 DP: 1 HBP: 0	WP: 1 PB: 0 SB: 1 CS: 0	PA: 35
PITCHER	IP WLS BF H R ER SO BB IBB HBP BLK WP HR S P ERA WHIP											PITCHER	IP WLS BF H R ER SO BB IBB HBP BLK WP HR S P ERA WHIP									
Mike Wegener, R ERA: 3.67 (1, 1)	9.0 W 35 4 0 0 6 5 0 0 0 0 1 0 42 62 0.00 1.000																					

Batter	1	2	3	4	5	6	7	8	9	AB	R	H	RBI	BB	SO	LOB	TOP										
Adolfo Phillips, R OBP: 0.400, SLG: 0.295 (1, 8)	0-3 K	0-0 F4		0-3 K			0-0 G3		0-3 K	5	0	0	0	0	3	1	Montreal Expos @ San Francisco Giants Candlestick Park, San Francisco, CA Sun Jun 15 1969, 6:33 AM EDT Unknown livebaseballscorecards.com										
Ron Fairly, L OBP: 0.308, SLG: 0.338 (1, 3)	4-0 1B BB	0-0 FC4-6			0-0 3-1		0-0 1-3		0-0 4-3	4	0	0	0	1	0	1											
Rusty Staub, L OBP: 0.406, SLG: 0.483 (1, 9)	0-0 1-2 1B		0-0 6-3		0-0 HR		0-0 F7		0-0 F6	5	1	2	1	0	0	0											
Mack Jones, L OBP: 0.380, SLG: 0.543 (1, 7)	0-3 K		0-0 FC6-4 2B		0-0 4-3			0-0 F8		4	0	1	0	0	1	2											
Coco Laboy, R OBP: 0.323, SLG: 0.446 (1, 5)	0-0 1-3		4-0 FC6-4 BB		0-0 F2			0-0 F3		3	0	0	0	1	0	2											
Gary Sutherland, R OBP: 0.289, SLG: 0.305 (1, 4)		0-0 2B 1B	0-0 FC6-4 S		0-0 F7			0-0 WP 1B		4	2	2	0	0	0	2											
Ron Brand, R OBP: 0.362, SLG: 0.297 (1, 2)		0-0 1-3 1B 2B	0-3 K2-3		4-0 BB			4-0 1B 1-2 BB		2	1	1	0	2	1	2											
Bobby Wine, R OBP: 0.306, SLG: 0.286 (1, 6)		0-0 FC4-6 1B		0-0 F3		0-0 F9		0-0 1-3 2-H 1B		4	0	2	3	0	0	1											
Bill Stoneman, R OBP: 0.152, SLG: 0.100 Dan McGinn, L OBP: 0.167, SLG: 0.417 (7, 1)	0-3 K		0-3 K		0-3 K		0-0 F6		0-0 F6	3	0	0	0	0	3	2											
Inning Stats	R: 0 E: 0 K: 2 S: 8	H: 1 LOB: 2 BB: 1 P: 12	R: 2 E: 0 K: 1 S: 8	H: 3 LOB: 1 BB: 0 P: 8	R: 0 E: 0 K: 1 S: 6	H: 1 LOB: 2 BB: 1 P: 10	R: 0 E: 0 K: 2 S: 7	H: 0 LOB: 0 BB: 0 P: 7	R: 1 E: 0 K: 0 S: 4	H: 1 LOB: 0 BB: 0 P: 4	R: 0 E: 0 K: 1 S: 5	H: 0 LOB: 1 BB: 1 P: 9	R: 0 E: 0 K: 0 S: 3	H: 0 LOB: 0 BB: 0 P: 3	R: 1 E: 0 K: 0 S: 5	H: 2 LOB: 2 BB: 1 P: 9	R: 0 E: 0 K: 1 S: 5	H: 0 LOB: 0 BB: 0 P: 5	1B: 5 2B: 2 3B: 0 HR: 1	SF: 0 SAC: 0 DP: 0 HBP: 0	WP: 1 PB: 0 SB: 1 CS: 0	PA: 39					
PITCHER	IP	WLS	BF	H	R	ER	SO	BB	IBB	HBP	BLK	WP	HR	S	P	ERA	WHIP										
Gaylord Perry, R ERA: 2.46 Frank Linzy, R ERA: 2.56 (9, 1)	8.0	W	36	8	4	4	7	4	0	0	0	1	1	46	62	4.50	1.500										

Batter	1	2	3	4	5	6	7	8	9	AB	R	H	RBI	BB	SO	LOB	BOTTOM										
Bobby Bonds, R OBP: 0.364, SLG: 0.418 (1, 9)	0-0 5-3		0-0 E5 3-1 WP S		0-0 F8			0-0 F9		5	1	0	0	0	1	2	Montreal Expos @ San Francisco Giants Candlestick Park, San Francisco, CA Sun Jun 15 1969, 6:33 AM EDT Unknown livebaseballscorecards.com										
Ron Hunt, R OBP: 0.355, SLG: 0.293 (1, 4)	0-0 F8		0-0 3-1		4-0 BB BB			0-0 1B 1B		4	1	2	0	1	0	1											
Willie Mays, R OBP: 0.395, SLG: 0.506 (1, 8)	0-0 HR 1B		0-0 F4		0-3 K		4-0 1-2 BB		0-0 1-3 HR 1B	4	2	2	0	1	1	1											
Willie McCovey, L OBP: 0.474, SLG: 0.794 (1, 3)	0-0 1-H HR		4-0 FC5-4 IBB		4-0 1-2 BB		0-3 K		0-3 K	3	1	1	2	2	2	4											
Jim Davenport, R OBP: 0.322, SLG: 0.338 (1, 5)	0-3 K		0-0 FC5-4		0-0 F3		0-0 4-3		0-0 1-2 HR 1B	5	1	1	1	0	1	5											
Ken Henderson, S OBP: 0.273, SLG: 0.360 (1, 7)		0-0 F8		0-0 1-3		0-0 SH5-4 1B		0-0 6-3		5	1	2	3	0	0	0											
Jack Hiatt, R OBP: 0.338, SLG: 0.359 (1, 2)		4-0 BB		0-0 F3		0-0 SH5-4		0-3 K		2	0	0	0	1	1	0											
Hal Lanier, R OBP: 0.268, SLG: 0.277 (1, 6)		0-3 K		0-0 1B		0-0 F6		0-0 E 1B		4	0	2	0	0	1	2											
Gaylord Perry, R OBP: 0.174, SLG: 0.116 Jim Ray Hart, R OBP: 0.325, SLG: 0.283 Don Mason, L OBP: 0.303, SLG: 0.226 Frank Linzy, R (9, 1)	0-0 1-3		0-0 F8		0-3 K		0-0 E6		0-0 1-2	3	0	0	0	0	1	3											
Inning Stats	R: 2 E: 0 K: 1 S: 7	H: 2 LOB: 0 BB: 0 P: 7	R: 0 E: 0 K: 1 S: 5	H: 0 LOB: 1 BB: 1 P: 9	R: 1 E: 1 K: 0 S: 4	H: 0 LOB: 1 BB: 1 P: 8	R: 0 E: 0 K: 0 S: 4	H: 1 LOB: 1 BB: 0 P: 4	R: 0 E: 0 K: 1 S: 5	H: 0 LOB: 2 BB: 2 P: 13	R: 0 E: 0 K: 1 S: 6	H: 1 LOB: 1 BB: 0 P: 6	R: 0 E: 0 K: 2 S: 8	H: 1 LOB: 2 BB: 1 P: 12	R: 0 E: 1 K: 1 S: 7	H: 1 LOB: 2 BB: 0 P: 7	R: 4 E: 0 K: 1 S: 7	H: 4 LOB: 0 BB: 0 P: 7	1B: 8 2B: 0 3B: 0 HR: 2	SF: 0 SAC: 1 DP: 0 HBP: 0	WP: 1 PB: 0 SB: 1 CS: 0	PA: 42					
PITCHER	IP	WLS	BF	H	R	ER	SO	BB	IBB	HBP	BLK	WP	HR	S	P	ERA	WHIP										
Bill Stoneman, R ERA: 5.28 Dan McGinn, L ERA: 4.35 (7, 1)	6.1	L	12	5	4	4	3	0	0	0	0	0	1	18	18	18.00	2.500										

Batter	1	2	3	4	5	6	7	8	9	AB	R	H	RBI	BB	SO	LOB	TOP					
Adolfo Phillips, R OBP: 0.400, SLG: 0.292 (1, 8)	0-0 1B		4-0 FC6-4 BB		0-0 F8		0-0 F7		0-3 K	4	0	1	0	1	1	1	Montreal Expos @ San Francisco Giants Candlestick Park, San Francisco, CA Sun Jun 15 1969, 6:38 AM EDT Att: 16,483 - Unknown 					
Gary Sutherland, R OBP: 0.284, SLG: 0.239 (1, 4)	0-0 F9		0-0 FC6-4 1-2		0-0 F3		0-0 F9			4	0	0	0	0	0	2						
Rusty Staub, L OBP: 0.403, SLG: 0.478 (1, 9)	0-0 F6		0-3 K			0-0 F7			1-3 1B	4	0	1	0	0	1	2						
Bob Bailey, R OBP: 0.271, SLG: 0.306 (1, 3)	0-0 1-4-3			0-0 6-3		0-0 F7			0-0 1-3 1B	4	0	0	0	0	0	2						
Coco Laboy, R OBP: 0.326, SLG: 0.459 (1, 5)		0-0 F9		4-0 WP BB		0-0 HR			0-0 F7	3	1	1	1	1	0	1						
Mack Jones, L OBP: 0.382, SLG: 0.539 (1, 7)	4-0 1B CS BB			0-0 F8		0-0 1B			0-0 F9	3	0	1	0	1	0	2						
Bobby Wine, R OBP: 0.325, SLG: 0.308 (1, 6)	0-0 1-3 1B		0-3 K	1-2 K		0-0 1-3 1B			0-0 F8	4	0	2	0	0	1	1						
John Boccabella, R OBP: 0.173, SLG: 0.229 (1, 2)	0-3 K		0-0 F8		0-0 FC5-4 1-2				0-0 F8	4	0	0	0	0	1	6						
Larry Jaster, L OBP: 0.467, SLG: 0.500 (3, 1)			0-0 5-3		0-0 F5				0-0 1B	1	0	0	0	0	0	0						
Don Bosch, S OBP: 0.240, SLG: 0.238 (5, PH)										0	0	0	0	0	0	0						
Gary Waslewski, R OBP: 0.371, SLG: 0.417 (5, PH)										0	0	0	0	0	0	0						
Remy Hermoso, R OBP: 0.197, SLG: 0.318 (7, PH)										0	0	0	0	0	0	0						
Dan McGinn, L OBP: 0.325, SLG: 0.318 (9, PH)										1	0	1	0	0	0	0						
Inning Stats	R: 0 E: 0 K: 0 S: 4	H: 1 LOB: 1 BB: 0 P: 4	R: 0 E: 0 K: 1 S: 5	H: 1 LOB: 2 BB: 1 P: 9	R: 0 E: 0 K: 1 S: 5	H: 0 LOB: 1 BB: 1 P: 9	R: 0 E: 0 K: 1 S: 6	H: 0 LOB: 0 BB: 1 P: 10	R: 0 E: 0 K: 0 S: 3	H: 0 LOB: 0 BB: 0 P: 3	R: 1 E: 0 K: 0 S: 6	H: 3 LOB: 2 BB: 0 P: 6	R: 0 E: 0 K: 1 S: 5	H: 0 LOB: 0 BB: 0 P: 5	R: 0 E: 0 K: 0 S: 4	H: 1 LOB: 1 BB: 0 P: 4	R: 0 E: 0 K: 1 S: 6	H: 1 LOB: 1 BB: 0 P: 6	1B: 6 2B: 1 3B: 0 HR: 1	SF: 0 SAC: 0 DP: 1 HBP: 0	WP: 1 PB: 0 SB: 0 CS: 1	PA: 37
PITCHER Mike McCormick, L ERA: 3.25 (1, 1)	IP: 9.0 WLS: W BF: 37 H: 7 R: 1 ER: 1 SO: 5 BB: 3 IBB: 0 HBP: 0 BLK: 0 WP: 1 HR: 1 S: 44 P: 56 ERA: 1.00 WHIP: 1.111															PITCHER						

Batter	1	2	3	4	5	6	7	8	9	AB	R	H	RBI	BB	SO	LOB	BOTTOM			
Bobby Bonds, R OBP: 0.370, SLG: 0.439 (1, 8)	0-0 G3 1B		0-0 WP 1B	0-0 2H HR		0-0 F8				4	2	3	2	0	0	0	Montreal Expos @ San Francisco Giants Candlestick Park, San Francisco, CA Sun Jun 15 1969, 6:38 AM EDT Att: 16,483 - Unknown 			
Ron Hunt, R OBP: 0.358, SLG: 0.293 (1, 4)	0-0 G3 1-2		0-0 1B 1B	0-0 F4			4-0 E BB			3	1	1	1	1	0	1				
Willie Mays, R OBP: 0.392, SLG: 0.497 (1, 3)	0-0 F3		4-0 3-1 1B 1-2 BB		0-0 F8		0-0 F6 1-3			3	0	0	0	1	0	2				
Jim Ray Hart, R OBP: 0.333, SLG: 0.294 (6, PR)	0-3 K		0-0 3-1 1B		0-0 1B		0-0 4-3			3	0	2	1	0	1	1				
Dave Marshall, L OBP: 0.308, SLG: 0.261 (6, 7)			1-2 2H 1B		0-0 1B					1	0	0	0	0	0	1				
Ken Henderson, S OBP: 0.264, SLG: 0.348 (1, 9)		0-0 5-3	0-0 3-1	0-0 1-2 2-3		0-0 F8		0-0 F5		4	0	0	0	0	0	4				
Dick Dietz, R OBP: 0.379, SLG: 0.364 (1, 2)		0-0 HR	0-0 F5		0-3 K			0-3 K		4	1	1	1	0	2	3				
Bobby Etheridge, R OBP: 0.413, SLG: 0.525 (1, 5)	0-0 F6			0-0 HR 2B		0-0 HR			0-0 6-3	4	2	2	1	0	0	0				
Hal Lanier, R OBP: 0.262, SLG: 0.272 (1, 6)	0-0 4-3			0-0 F8		0-0 6-3			0-0 4-3	4	0	0	0	0	0	1				
Mike McCormick, L OBP: 0.333, SLG: 0.474 (1, 1)			0-3 K	0-3 K		0-0 4-3				3	0	0	0	0	2	1				
Inning Stats	R: 0 E: 0 K: 1 S: 6	H: 1 LOB: 0 BB: 0 P: 6	R: 1 E: 0 K: 0 S: 4	H: 1 LOB: 0 BB: 0 P: 4	R: 2 E: 0 K: 1 S: 8	H: 3 LOB: 2 BB: 1 P: 12	R: 2 E: 0 K: 1 S: 7	H: 2 LOB: 0 BB: 0 P: 7	R: 0 E: 0 K: 1 S: 6	H: 1 LOB: 1 BB: 0 P: 6	R: 1 E: 0 K: 0 S: 4	H: 1 LOB: 0 BB: 0 P: 4	R: 0 E: 1 K: 0 S: 3	H: 0 LOB: 1 BB: 1 P: 7	R: 0 E: 0 K: 1 S: 5	H: 0 LOB: 0 BB: 0 P: 5	1B: 5 2B: 1 3B: 0 HR: 3	SF: 0 SAC: 0 DP: 0 HBP: 0	WP: 1 PB: 0 SB: 0 CS: 0	PA: 35
PITCHER Larry Jaster, L ERA: 5.12 (1, 1)	IP: 2.1 WLS: L BF: 13 H: 5 R: 3 ER: 3 SO: 2 BB: 1 IBB: 0 HBP: 0 BLK: 0 WP: 0 HR: 1 S: 16 P: 20 ERA: 11.57 WHIP: 2.571															PITCHER				
Leo Martlette, R ERA: 6.75 (3, 1)	IP: 1.2 WLS: L BF: 7 H: 2 R: 2 ER: 2 SO: 1 BB: 0 IBB: 0 HBP: 0 BLK: 0 WP: 0 HR: 1 S: 9 P: 9 ERA: 10.80 WHIP: 1.200																			
Gary Waslewski, R ERA: 3.71 (5, 1)	IP: 2.0 WLS: L BF: 8 H: 2 R: 1 ER: 1 SO: 1 BB: 0 IBB: 0 HBP: 0 BLK: 0 WP: 0 HR: 1 S: 10 P: 10 ERA: 4.50 WHIP: 1.000																			
Dan McGinn, L ERA: 4.18 (7, 1)	IP: 2.0 WLS: L BF: 7 H: 0 R: 0 ER: 0 SO: 1 BB: 1 IBB: 0 HBP: 0 BLK: 0 WP: 0 HR: 0 S: 8 P: 12 ERA: 0.00 WHIP: 0.500																			

Batter	1	2	3	4	5	6	7	8	9	AB	R	H	RBI	BB	SO	LOB	TOP								
Pete Rose, S OBP: 0.404, SLG: 0.432 (1, 8)	G3			FC4-6				F7		5	1	2	2	0	0	2	Cincinnati Reds @ San Francisco Giants Candlestick Park, San Francisco, CA Mon Jun 16 1969, 6:33 AM EDT Att: 4,284 - Unknown								
Bobby Tolan, L OBP: 0.338, SLG: 0.566 (1, 9)	F7									5	1	2	2	0	1	2									
Alex Johnson, R OBP: 0.389, SLG: 0.545 (1, 7)										4	1	4	2	1	0	0									
Tony Perez, R OBP: 0.382, SLG: 0.539 (1, 5)	FC6-4			1-5-3						5	0	0	0	0	0	5									
Lee May, R OBP: 0.336, SLG: 0.558 (1, 3)										5	0	0	0	0	0	3									
Johnny Bench, R OBP: 0.398, SLG: 0.549 (1, 2)										5	2	2	0	0	0	1									
Tommy Helms, R OBP: 0.302, SLG: 0.293 (1, 4)										4	0	0	0	0	1	2									
Darrel Chaney, S OBP: 0.314, SLG: 0.282 (1, 6)										3	3	2	0	2	0	1									
Jack Fisher, R OBP: 0.071, SLG: 0.071 (1, 1)										4	0	1	1	0	2	4									
Clay Carroll, R OBP: 0.500, SLG: 0.700 (8, 1)										1	0	0	0	0	0	1									
Wayne Granger, R OBP: 0.222, SLG: 0.125 (9, 1)										0	0	0	0	0	0	0									
Inning Stats	R: 0 E: 0 K: 0 S: 4	H: 1 LOB: 1 BB: 0 P: 4	R: 2 E: 1 K: 1 S: 8	H: 2 LOB: 2 BB: 1 P: 12	R: 0 E: 0 K: 0 S: 4	H: 1 LOB: 1 BB: 0 P: 4	R: 0 E: 0 K: 0 S: 4	H: 1 LOB: 1 BB: 0 P: 4	R: 3 E: 0 K: 2 S: 11	H: 4 LOB: 2 BB: 1 P: 15	R: 0 E: 0 K: 0 S: 3	H: 0 LOB: 0 BB: 0 P: 3	R: 3 E: 1 K: 1 S: 8	H: 2 LOB: 1 BB: 1 P: 12	R: 0 E: 0 K: 0 S: 4	H: 1 LOB: 1 BB: 0 P: 4	1B: 11 2B: 1 3B: 1 HR: 0	SF: 0 SAC: 1 DP: 0 HBP: 0	WP: 1 PB: 0 SB: 0 CS: 0	PA: 45					
PITCHER	IP	WLS	BF	H	R	ER	SO	BB	IBB	HBP	BLK	WP	HR	S	P	ERA	WHIP								
Rich Robertson, R ERA: 4.88 (1, 1)	5.1		26	8	4	2	2	1	0	0	0	1	0	29	33	3.38	1.688								
Ron Kline, R ERA: 5.19 (6, 1)	1.2	L	8	2	1	1	1	1	0	0	0	0	0	9	13	5.40	1.800								
Frank Linzy, R ERA: 2.95 (8, 1)	1.0		7	2	3	2	1	1	0	0	0	0	0	8	12	18.00	3.000								
Ron Herbel, R ERA: 4.26 (9, 1)	1.0		4	1	0	0	0	0	0	0	0	0	0	4	4	0.00	1.000								

AB	41
R	8
H	13
RBI	7
BB	3
SO	4
LOB	21



Batter	1	2	3	4	5	6	7	8	9	AB	R	H	RBI	BB	SO	LOB	BOTTOM								
Bobby Bonds, R OBP: 0.375, SLG: 0.451 (1, 8)										3	2	1	1	2	1	0	Cincinnati Reds @ San Francisco Giants Candlestick Park, San Francisco, CA Mon Jun 16 1969, 6:33 AM EDT Att: 4,284 - Unknown								
Ron Hunt, R OBP: 0.359, SLG: 0.316 (1, 4)	5-3									5	1	2	1	0	0	1									
Ken Henderson, S OBP: 0.254, SLG: 0.333 (1, 9)	4-3									5	0	0	0	0	0	2									
Willie McCovey, L OBP: 0.477, SLG: 0.786 (1, 3)	G3									3	2	1	1	2	0	0									
Dick Dietz, R OBP: 0.380, SLG: 0.366 (1, 2)										5	0	2	0	0	2	2									
Dave Marshall, L OBP: 0.330, SLG: 0.283 (1, 7)										4	1	3	0	1	1	0									
Bobby Etheridge, R OBP: 0.431, SLG: 0.523 (1, 5)										4	0	2	2	1	0	2									
Don Mason, L OBP: 0.303, SLG: 0.226 (9, PR)	6-3									0	0	0	0	0	0	0									
Hal Lanier, R OBP: 0.263, SLG: 0.273 (1, 6)										3	0	1	1	0	0	2									
Jim Davenport, R OBP: 0.320, SLG: 0.336 (8, PH)										1	0	0	0	0	1	3									
Tito Fuentes, S OBP: 0.150, SLG: 0.059 (9, 6)										0	0	0	0	0	0	0									
Jim Ray Hart, R OBP: 0.331, SLG: 0.291 (9, PH)										1	0	0	0	0	0	3									
Rich Robertson, R ERA: 4.88 (1, 1)										2	0	0	0	0	1	2									
Ron Kline, R ERA: 5.19 (6, 1)										0	0	0	0	0	0	0									
Bob Burda, L OBP: 0.286, SLG: 0.362 (7, PH)										1	0	0	0	0	0	0									
Frank Linzy, R ERA: 2.95 (8, 1)										0	0	0	0	0	0	0									
Willie Mays, R OBP: 0.326, SLG: 0.694 (8, PH)										1	0	0	0	0	1	3									
Ron Herbel, R ERA: 4.26 (9, 1)										0	0	0	0	0	0	0									
Inning Stats	R: 1 E: 0 K: 0 S: 4	H: 1 LOB: 0 BB: 0 P: 4	R: 0 E: 0 K: 1 S: 5	H: 0 LOB: 0 BB: 0 P: 5	R: 0 E: 0 K: 0 S: 2	H: 0 LOB: 1 BB: 1 P: 6	R: 3 E: 0 K: 2 S: 11	H: 4 LOB: 2 BB: 1 P: 15	R: 0 E: 0 K: 0 S: 3	H: 0 LOB: 0 BB: 0 P: 3	R: 0 E: 0 K: 1 S: 6	H: 1 LOB: 2 BB: 1 P: 10	R: 0 E: 0 K: 1 S: 6	H: 1 LOB: 1 BB: 0 P: 6	R: 0 E: 0 K: 2 S: 10	H: 3 LOB: 3 BB: 0 P: 10	R: 2 E: 0 K: 0 S: 5	H: 2 LOB: 3 BB: 3 P: 17	1B: 10 2B: 0 3B: 0 HR: 2	SF: 0 SAC: 0 DP: 0 HBP: 0	WP: 1 PB: 0 SB: 0 CS: 1	PA: 45			
PITCHER	IP	WLS	BF	H	R	ER	SO	BB	IBB	HBP	BLK	WP	HR	S	P	ERA	WHIP								
Jack Fisher, R ERA: 4.3 (1, 1)	7.1		33	9	4	4	5	3	0	0	0	1	0	11	23	13.50	4.500								
Clay Carroll, R ERA: 2.5 (8, 1)	1.1		10	3	2	2	2	3	0	0	0	0	0	11	23	13.50	4.500								
Wayne Granger, R ERA: 3.33 (9, 1)	0.1	S	1	0	0	0	0	0	0	0	0	0	0	1	1	0.00	0.000								

AB	38
R	6
H	12
RBI	6
BB	6
SO	7
LOB	20



Batter	1	2	3	4	5	6	7	8	9	AB	R	H	RBI	BB	SO	LOB	TOP	
Pete Rose, S OBP: 0.402, SLG: 0.426 (1, 8)	0-0 6-3		0-3 K			4-0 SH1-3 BB		0-3 K		3	0	0	0	1	2	1	Cincinnati Reds @ San Francisco Giants Candlestick Park, San Francisco, CA Tue Jun 17 1969, 10:05 PM EDT Att: 8,465 - Unknown	
Bobby Tolan, L OBP: 0.358, SLG: 0.561 (1, 9)	0-0 F8			0-3 K		0-0 SH1-3		1-0 HBP		2	0	0	0	0	1	0		
Alex Johnson, R OBP: 0.386, SLG: 0.538 Al Jackson, L (8, 1)	0-0 1-3			0-0 6-3		4-0 BB		0-0 F8		3	0	0	0	1	0	1		
Tony Perez, R OBP: 0.376, SLG: 0.530 (1, 5)		0-0 F8		0-3 K		0-0 1-3			0-0 1-3	4	0	0	0	0	1	2		
Lee May, R OBP: 0.335, SLG: 0.557 (1, 3)		0-3 K			0-0 F8		0-0 F2		0-0 PB 2B	4	0	1	0	0	1	0		
Johnny Bench, R OBP: 0.409, SLG: 0.556 (1, 2)		0-0 1B			0-0 FC4-6 1B		0-0 FC6-4 1B		4-0 2-3 BB	3	0	3	0	1	0	0		
Tommy Helms, R OBP: 0.296, SLG: 0.287 (1, 4)			0-0 6-3		0-0 FC4-6 1-2 K		0-0 FC6-4 1-2 K		0-0 F8	4	0	0	0	0	0	4		
Darrel Chaney, S OBP: 0.308, SLG: 0.276 Fred Whitfield, L OBP: 0.369, SLG: 0.214 (9, PH)			0-0 F9		0-3 K		0-3 K		0-0 F9	3	0	0	0	0	2	2		
George Culver, R OBP: 0.111, SLG: 0.111 Giraldo Ruiz, S OBP: 0.214, SLG: 0.192 Pedro Ramos, S Jimmy Stewart, S OBP: 0.294, SLG: 0.326 (8, PH)			0-0 1B			0-0 4-3		0-3 K		1	0	1	0	0	0	0		
Inning Stats	R: 0 E: 0 K: 0 S: 3	H: 0 LOB: 0 BB: 0 P: 3	R: 0 E: 0 K: 1 S: 5	H: 1 LOB: 1 BB: 0 P: 5	R: 0 E: 0 K: 1 S: 6	H: 1 LOB: 1 BB: 0 P: 6	R: 0 E: 0 K: 2 S: 7	H: 0 LOB: 2 BB: 2 P: 11	R: 0 E: 0 K: 1 S: 6	H: 1 LOB: 1 BB: 0 P: 6	R: 0 E: 0 K: 2 S: 7	H: 0 LOB: 1 BB: 1 P: 8	R: 0 E: 0 K: 0 S: 4	H: 1 LOB: 2 BB: 1 P: 8	1B: 4 2B: 1 3B: 0 HR: 0	SF: 0 SAC: 1 DP: 0 HBP: 1		WP: 0 PB: 1 SB: 0 CS: 0
PITCHER Juan Marichal, R ERA: 2.08 (1, 1)	IP: 9.0 WLS: W BF: 35 H: 5 R: 0 ER: 0 SO: 8 BB: 3 IBB: 0 HBP: 1 BLK: 0 WP: 0 HR: 0 S: 47 P: 60 ERA: 0.00 WHIP: 0.889											PITCHER	IP: 9.0 WLS: W BF: 35 H: 5 R: 0 ER: 0 SO: 8 BB: 3 IBB: 0 HBP: 1 BLK: 0 WP: 0 HR: 0 S: 47 P: 60 ERA: 0.00 WHIP: 0.889					



Batter	1	2	3	4	5	6	7	8	9	AB	R	H	RBI	BB	SO	LOB	BOTTOM			
Bobby Bonds, R OBP: 0.375, SLG: 0.452 (1, 9)	0-3 K			4-0 2B BB		0-3 K		0-3 K		4	1	1	0	1	3	0	Cincinnati Reds @ San Francisco Giants Candlestick Park, San Francisco, CA Tue Jun 17 1969, 10:05 PM EDT Att: 8,465 - Unknown			
Ron Hunt, R OBP: 0.366, SLG: 0.333 (1, 4)	4-0 HBP BB	0-0 5-3		0-0 1-1 2-H 2-H 2B		0-0 5-3		0-0 2B		4	1	2	2	1	0	1				
Willie Mays, R OBP: 0.390, SLG: 0.489 (1, 8)	0-0 BB 1-2 1B		0-0 F8	0-3 K		0-3 K		4-0 G6-4-3 IBB		4	0	1	0	1	2	1				
Willie McCovey, L OBP: 0.482, SLG: 0.783 Jim Davenport, R OBP: 0.316, SLG: 0.333 (8, 5)	1-0 BB HBP		4-0 BB		0-0 PB 1B		0-3 K	0-0 G6-4-3		2	0	1	0	1	1	0				
Dave Marshall, L OBP: 0.327, SLG: 0.274 (1, 7)	1-2 2-3 HBP		0-0 F8		0-0 F6		4-0 2B BB			3	1	0	0	1	0	5				
Dick Dietz, R OBP: 0.385, SLG: 0.376 (1, 2)	4-0 1-2 2-3 3-H BB		0-3 K		0-0 F7		0-0 2B			3	0	1	2	1	1	2				
Bobby Etheridge, R OBP: 0.436, SLG: 0.511 Bob Burda, L OBP: 0.288, SLG: 0.382 (8, 3)	0-0 F9			4-0 FC1-6 BB	0-0 PB 1B		0-3 K			3	0	1	0	1	1	4				
Hal Lanier, R OBP: 0.268, SLG: 0.270 (1, 6)		0-0 F5		0-0 FC1-6 2B BB	4-0 1-2 2-3 IBB		4-0 IBB			2	1	0	0	2	0	1				
Juan Marichal, R OBP: 0.225, SLG: 0.243 (1, 1)		0-0 1-3		0-3 K	0-0 5-3		0-3 K			4	0	0	0	0	2	6				
Inning Stats	R: 1 E: 0 K: 1 S: 6	H: 1 LOB: 3 BB: 2 P: 15	R: 0 E: 0 K: 0 S: 4	H: 1 LOB: 1 BB: 0 P: 4	R: 0 E: 0 K: 1 S: 5	H: 0 LOB: 1 BB: 1 P: 9	R: 2 E: 0 K: 2 S: 8	H: 1 LOB: 1 BB: 2 P: 16	R: 0 E: 0 K: 0 S: 5	H: 2 LOB: 3 BB: 1 P: 9	R: 0 E: 0 K: 2 S: 7	H: 0 LOB: 0 BB: 0 P: 7	R: 1 E: 0 K: 3 S: 10	H: 1 LOB: 2 BB: 2 P: 18	R: 0 E: 0 K: 1 S: 5	H: 1 LOB: 1 BB: 1 P: 9		1B: 3 2B: 4 3B: 0 HR: 0	SF: 0 SAC: 0 DP: 1 HBP: 1	WP: 0 PB: 1 SB: 0 CS: 0
PITCHER George Culver, R ERA: 3.78 Pedro Ramos, R ERA: 5.0 Al Jackson, L ERA: 10.54 (8, 1)	IP: 5.0 WLS: L BF: 27 H: 5 R: 3 ER: 3 SO: 4 BB: 5 IBB: 3 HBP: 1 BLK: 0 WP: 0 HR: 0 S: 28 P: 53 ERA: 5.40 WHIP: 2.000											PITCHER	IP: 2.0 WLS: 9 BF: 9 H: 1 R: 1 ER: 1 SO: 5 BB: 1 IBB: 0 HBP: 0 BLK: 0 WP: 0 HR: 0 S: 17 P: 25 ERA: 4.50 WHIP: 1.000	IP: 1.0 WLS: 4 BF: 1 H: 0 R: 0 ER: 0 SO: 1 BB: 0 IBB: 0 HBP: 0 BLK: 0 WP: 0 HR: 0 S: 5 P: 9 ERA: 0.00 WHIP: 1.000						



Batter	1	2	3	4	5	6	7	8	9	AB	R	H	RBI	BB	SO	LOB	TOP					
Pete Rose, S OBP: 0.400, SLG: 0.425 (1, 8)	F9		1-3		SF8	G3	K		FC4-6 BB	5	1	1	0	1	1	3	Cincinnati Reds @ San Francisco Giants Candlestick Park, San Francisco, CA Wed Jun 18 1969, 6:33 AM EDT Att: 5,266 - Unknown					
Bobby Tolan, L OBP: 0.361, SLG: 0.571 (1, 9)	1-3				4-3				FC4-6 BB	6	1	3	2	0	0	3						
Alex Johnson, R OBP: 0.381, SLG: 0.531 (1, 7)	4-3		6-3		SF8	CS	L3-1		1-3	5	1	1	2	0	0	3						
Tony Perez, R OBP: 0.388, SLG: 0.550 (1, 5)										4	3	4	2	1	0	0						
Lee May, R OBP: 0.336, SLG: 0.580 (1, 3)		L5								5	2	2	4	0	1	2						
Johnny Bench, R OBP: 0.413, SLG: 0.554 (1, 2)										4	1	2	0	1	2	1						
Tommy Helms, R OBP: 0.294, SLG: 0.290 (1, 4)										5	0	1	0	0	0	4						
Darrel Chaney, S OBP: 0.316, SLG: 0.287 (1, 6)										5	1	3	1	0	2	4						
Tony Cloninger, R OBP: 0.184, SLG: 0.250 (1, 1)										4	1	1	0	0	1	3						
Inning Stats	R: 0 E: 0 K: 0 S: 3	H: 0 LOB: 0 BB: 0 P: 3	R: 0 E: 0 K: 1 S: 7	H: 2 LOB: 2 BB: 0 P: 7	R: 0 E: 0 K: 1 S: 6	H: 1 LOB: 1 BB: 0 P: 6	R: 0 E: 0 K: 3 S: 11	H: 2 LOB: 2 BB: 0 P: 11	R: 4 E: 0 K: 0 S: 6	H: 3 LOB: 1 BB: 2 P: 14	R: 1 E: 0 K: 0 S: 4	H: 2 LOB: 0 BB: 0 P: 4	R: 3 E: 1 K: 1 S: 10	H: 4 LOB: 2 BB: 0 P: 10	R: 3 E: 0 K: 1 S: 8	H: 3 LOB: 0 BB: 0 P: 8	R: 0 E: 0 K: 0 S: 4	H: 1 LOB: 2 BB: 1 P: 8	1B: 11 2B: 3 3B: 1 HR: 3	SF: 1 SAC: 1 DP: 0 HBP: 0	WP: 0 PB: 0 SB: 0 CS: 1	PA: 49
PITCHER	IP	WLS	BF	H	R	ER	SO	BB	IBB	HBP	BLK	WP	HR	S	P	ERA	WHIP					
Ray Sadecki, L ERA: 3.89 (1, 1)	4.2	L	23	8	4	4	5	1	0	0	0	0	1	32	36	7.71	1.929					
Ron Herbel, R ERA: 4.22 (5, 1)	0.1		2	0	0	0	0	1	0	0	0	0	0	1	5	0.00	3.000					
Ron Kline, R ERA: 6.23 (6, 1)	2.0		12	6	4	3	1	0	0	0	0	0	1	14	14	13.50	3.000					
Bobby Bolin, R ERA: 5.09 (8, 1)	2.0		11	4	3	3	1	1	0	0	0	0	1	12	16	13.50	2.500					

AB	43
R	11
H	18
RBI	11
BB	3
SO	7
LOB	23



Batter	1	2	3	4	5	6	7	8	9	AB	R	H	RBI	BB	SO	LOB	BOTTOM					
Bobby Bonds, R OBP: 0.372, SLG: 0.446 (1, 8)		FC6-4			5-3				K	5	0	1	0	0	2	3	Cincinnati Reds @ San Francisco Giants Candlestick Park, San Francisco, CA Wed Jun 18 1969, 6:33 AM EDT Att: 5,266 - Unknown					
Ron Hunt, R OBP: 0.368, SLG: 0.325 (1, 4)	K	F8			F9				K	4	0	0	0	0	2	3						
Dave Marshall, L OBP: 0.333, SLG: 0.268 (1, 7)									F2	2	0	0	0	2	1	0						
Willie McCovey, L OBP: 0.478, SLG: 0.771 (8, PR)	F7				F2					4	0	1	0	0	0	3						
Bob Burda, L OBP: 0.298, SLG: 0.382 (9, 3)									BB	0	1	0	0	0	0	0						
Dick Dietz, R OBP: 0.380, SLG: 0.364 (1, 2)	F9				F7				2B	3	0	0	0	1	0	3						
Ken Henderson, S OBP: 0.281, SLG: 0.347 (1, 9)					F8				6-3	4	1	2	1	0	0	1						
Bobby Etheridge, R OBP: 0.458, SLG: 0.500 (1, 5)									F9	1	0	0	0	3	0	3						
Hal Lanier, R OBP: 0.263, SLG: 0.265 (1, 6)										4	0	0	0	0	0	4						
Ray Sadecki, L ERA: 3.89 (1, 1)	9.0	W	37	5	2	2	6	6	0	0	0	0	0	0	0	0	2.00	1.222				
Ron Fietzel, R ERA: 5.16 (5, 1)	0.1		2	0	0	0	0	1	0	0	0	0	0	0	1	5	0.00	3.000				
Tito Fuentes, S ERA: 6.23 (6, 1)	2.0		12	6	4	3	1	0	0	0	0	0	1	14	14	13.50	3.000					
Ron Kline, R ERA: 5.09 (8, 1)	2.0		11	4	3	3	1	1	0	0	0	0	1	12	16	13.50	2.500					
Don Mason, R ERA: 5.09 (8, 1)	2.0		11	4	3	3	1	1	0	0	0	0	1	12	16	13.50	2.500					
Bobby Bolin, R ERA: 5.09 (8, 1)	2.0		11	4	3	3	1	1	0	0	0	0	1	12	16	13.50	2.500					
Jim Ray Hart, R ERA: 5.09 (8, 1)	2.0		11	4	3	3	1	1	0	0	0	0	1	12	16	13.50	2.500					
Inning Stats	R: 0 E: 0 K: 1 S: 6	H: 1 LOB: 2 BB: 1 P: 10	R: 0 E: 0 K: 0 S: 5	H: 1 LOB: 2 BB: 1 P: 9	R: 0 E: 0 K: 1 S: 5	H: 0 LOB: 0 BB: 0 P: 5	R: 0 E: 0 K: 0 S: 2	H: 0 LOB: 0 BB: 1 P: 6	R: 0 E: 0 K: 1 S: 5	H: 0 LOB: 0 BB: 0 P: 5	R: 0 E: 0 K: 0 S: 3	H: 0 LOB: 1 BB: 1 P: 7	R: 0 E: 0 K: 1 S: 5	H: 1 LOB: 1 BB: 1 P: 9	R: 1 E: 0 K: 1 S: 7	H: 2 LOB: 3 BB: 1 P: 11	R: 0 E: 0 K: 1 S: 5	H: 0 LOB: 0 BB: 0 P: 5	1B: 4 2B: 1 3B: 0 HR: 0	SF: 0 SAC: 0 DP: 2 HBP: 0	WP: 0 PB: 0 SB: 2 CS: 0	PA: 37
PITCHER	IP	WLS	BF	H	R	ER	SO	BB	IBB	HBP	BLK	WP	HR	S	P	ERA	WHIP					
Tony Cloninger, R ERA: 5.16 (1, 1)	9.0	W	37	5	2	2	6	6	0	0	0	0	0	0	0	2.00	1.222					



Batter	1	2	3	4	5	6	7	8	9	AB	R	H	RBI	BB	SO	LOB	TOP					
Pete Rose, S OBP: 0.404, SLG: 0.429 (1.8)	1-3		1-3							5	2	3	1	0	0	1	Cincinnati Reds @ San Francisco Giants Candlestick Park, San Francisco, CA Thu Jun 19 1969, 6:33 AM EDT Att: 5,391 - Unknown					
Bobby Tolan, L OBP: 0.366, SLG: 0.582 (1.9)	6-3									4	1	2	3	1	0	1						
Alex Johnson, R OBP: 0.374, SLG: 0.520 (1.7)										5	1	0	0	0	1	6						
Clay Carroll, R OBP: 0.500, SLG: 0.700 (8.1)	K		4-3							0	0	0	0	0	0	0						
Tony Perez, R OBP: 0.388, SLG: 0.547 (1.5)		K								5	0	2	1	0	1	0						
Lee May, R OBP: 0.345, SLG: 0.590 (1.3)	1-3									5	1	4	1	0	0	0						
Johnny Bench, R OBP: 0.413, SLG: 0.551 (1.2)										5	0	2	0	0	1	3						
Tommy Helms, R OBP: 0.292, SLG: 0.292 (1.4)										5	1	1	1	0	0	4						
Darrel Chaney, S OBP: 0.324, SLG: 0.288 (1.6)										3	1	1	0	2	1	4						
Jim Merritt, L OBP: 0.228, SLG: 0.143 (5.1)										0	0	0	0	0	0	0						
Pedro Ramos, S OBP: 0.286, SLG: 0.199 (7. PH)										1	0	0	0	0	0	0						
Wayne Granger, R OBP: 0.222, SLG: 0.125 (7.1)										0	0	0	0	0	0	0						
Al Jackson, L OBP: 0.205, SLG: 0.241 (8. PH)										1	0	1	1	0	0	0						
Fred Whitfield, L OBP: 0.207, SLG: 0.185 (8. PH)										1	1	0	0	0	0	2						
Inning Stats	R: 0 E: 0 K: 1 S: 5	H: 0 LOB: 0 BB: 0 P: 5	R: 0 E: 0 K: 1 S: 6	H: 1 LOB: 1 BB: 0 P: 6	R: 0 E: 0 K: 0 S: 3	H: 0 LOB: 2 BB: 2 P: 11	R: 0 E: 0 K: 0 S: 4	H: 1 LOB: 1 BB: 0 P: 4	R: 1 E: 0 K: 0 S: 5	H: 2 LOB: 1 BB: 0 P: 5	R: 0 E: 0 K: 0 S: 5	H: 2 LOB: 2 BB: 0 P: 5	R: 2 E: 0 K: 0 S: 6	H: 4 LOB: 2 BB: 0 P: 6	R: 4 E: 1 K: 1 S: 8	H: 3 LOB: 1 BB: 1 P: 12	R: 1 E: 0 K: 1 S: 8	H: 3 LOB: 2 BB: 0 P: 8	1B: 13 2B: 2 3B: 0 HR: 1	SF: 0 SAC: 2 DP: 0 HBP: 0	WP: 0 PB: 0 SB: 1 CS: 0	PA: 45
PITCHER	IP WLS BF H R ER SO BB IBB HBP BLK WP HR S P ERA WHIP																					
Gaylord Perry, R ERA: 2.52 (1.1)	7.2	38	13	7	3	3	3	0	0	0	0	0	0	1	41	53	3.52	2.087				
Frank Linzy, R ERA: 2.93 (8.1)	0.1	1	0	0	0	0	0	0	0	0	0	0	0	1	1	1	0.00	0.000				
Ron Herbel, R ERA: 4.36 (9.1)	1.0	L	6	3	1	1	1	0	0	0	0	0	0	0	8	8	9.00	3.000				
Batter	1	2	3	4	5	6	7	8	9	AB	R	H	RBI	BB	SO	LOB	BOTTOM					
Bobby Bonds, R OBP: 0.373, SLG: 0.450 (1.9)	F4									5	1	2	1	0	0	0	Cincinnati Reds @ San Francisco Giants Candlestick Park, San Francisco, CA Thu Jun 19 1969, 6:33 AM EDT Att: 5,391 - Unknown					
Ron Hunt, R OBP: 0.349, SLG: 0.315 (1.4)	F9									5	1	0	0	0	0	2						
Willie Mays, R OBP: 0.386, SLG: 0.478 (1.8)	1-6-3									4	1	0	0	1	0	2						
Willie McCovey, L OBP: 0.476, SLG: 0.777 (1.3)		K								5	1	2	3	0	2	0						
Jim Ray Hart, R OBP: 0.333, SLG: 0.298 (1.7)										3	2	1	0	0	0	2						
Ken Henderson, S OBP: 0.267, SLG: 0.347 (8.7)		BB 1B HBP								0	0	0	0	1	0	0						
Jim Davenport, R OBP: 0.327, SLG: 0.343 (1.5)										5	0	3	2	0	0	1						
Don Mason, L OBP: 0.309, SLG: 0.234 (9. FR)										0	0	0	0	0	0	0						
Dick Dietz, R OBP: 0.389, SLG: 0.363 (1.2)										3	0	1	0	2	0	4						
Hal Lanier, R OBP: 0.263, SLG: 0.264 (1.6)										4	1	1	1	0	0	3						
Gaylord Perry, R OBP: 0.163, SLG: 0.109 (1.1)										3	0	0	0	0	1	4						
Frank Linzy, R ERA: 4.35 (8.1)										0	0	0	0	0	0	0						
Bob Burda, L OBP: 0.283, SLG: 0.375 (8. PH)										1	0	0	0	0	0	1						
Ron Herbel, R ERA: 2.55 (9.1)										0	0	0	0	0	0	0						
Inning Stats	R: 0 E: 0 K: 0 S: 3	H: 0 LOB: 0 BB: 0 P: 3	R: 1 E: 0 K: 2 S: 8	H: 1 LOB: 1 BB: 1 P: 13	R: 0 E: 0 K: 0 S: 3	H: 0 LOB: 0 BB: 0 P: 3	R: 1 E: 1 K: 0 S: 5	H: 2 LOB: 1 BB: 1 P: 9	R: 2 E: 1 K: 0 S: 7	H: 3 LOB: 2 BB: 0 P: 7	R: 0 E: 0 K: 0 S: 3	H: 0 LOB: 0 BB: 0 P: 3	R: 2 E: 0 K: 0 S: 4	H: 1 LOB: 0 BB: 1 P: 8	R: 1 E: 1 K: 0 S: 5	H: 2 LOB: 1 BB: 0 P: 5	R: 0 E: 0 K: 1 S: 6	H: 1 LOB: 2 BB: 1 P: 10	1B: 7 2B: 2 3B: 0 HR: 1	SF: 0 SAC: 0 DP: 0 HBP: 1	WP: 0 PB: 0 SB: 0 CS: 0	PA: 43
PITCHER	IP WLS BF H R ER SO BB IBB HBP BLK WP HR S P ERA WHIP																					
Jim Merritt, L ERA: 4.67 (1.1)	4.2	24	6	4	2	2	2	1	1	0	0	0	0	0	4	4	0.00	0.000				
Pedro Ramos, R ERA: 4.35 (5.1)	1.1	4	0	0	0	0	0	0	0	0	0	0	0	1	5	27.00	3.000					
Wayne Granger, R ERA: 3.48 (7.1)	0.1	2	0	1	1	0	1	0	0	0	0	0	0	1	3	3	13.50	1.500				
Al Jackson, L ERA: 10.67 (7.1)	0.2	3	1	1	1	0	0	0	0	0	1	3	3	3	3	4.50	2.000					
Clay Carroll, R ERA: 2.55 (8.1)	2.0	W	10	3	1	1	1	1	0	0	0	11	15	4.50	2.000							



Batter	1	2	3	4	5	6	7	8	9	10	11	12	AB	R	H	RBI	BB	SO	LOB	TOP				
Bobby Bonds, R OBP: 0.372, SLG: 0.455 (1.9)													6	1	2	0	0	1	3					
Ron Hunt, R OBP: 0.345, SLG: 0.312 (1.4)													5	1	1	1	0	1	2					
Willie Mays, R OBP: 0.386, SLG: 0.473 (1.8)													4	1	1	0	1	1	2					
Willie McCovey, L OBP: 0.475, SLG: 0.772 (1.3)													5	0	2	2	0	0	2					
Jim Ray Hart, R OBP: 0.326, SLG: 0.291 (5.7)													3	0	0	0	0	1	2					
Ken Henderson, S OBP: 0.263, SLG: 0.341 (5.7)													2	0	0	0	0	1	1					
Jim Davenport, R OBP: 0.323, SLG: 0.338 (1.5)													5	0	1	0	0	1	1					
Dick Dietz, R OBP: 0.390, SLG: 0.358 (1.2)													4	0	1	0	1	1	2					
Hal Lanier, R OBP: 0.261, SLG: 0.263 (1.6)													5	0	1	0	0	0	1					
Mike McCormick, L OBP: 0.232, SLG: 0.409 (9.1)													3	0	0	0	0	1	2					
Frank Linzy, R OBP: 0.214, SLG: 0.083 (9.1)													2	0	1	0	0	0	0					
Inning Stats	R: 1 E: 0 K: 0 S: 4	H: 2 LOB: 0 BB: 0 P: 4	R: 0 E: 1 K: 0 S: 4	H: 1 LOB: 1 BB: 0 P: 4	R: 2 E: 1 K: 2 S: 9	H: 2 LOB: 1 BB: 1 P: 13	R: 0 E: 0 K: 1 S: 6	H: 1 LOB: 2 BB: 1 P: 10	R: 0 E: 0 K: 1 S: 6	H: 0 LOB: 0 BB: 0 P: 6	R: 0 E: 0 K: 1 S: 5	H: 0 LOB: 0 BB: 0 P: 5	R: 0 E: 0 K: 0 S: 3	H: 0 LOB: 0 BB: 0 P: 3	R: 0 E: 0 K: 1 S: 6	H: 1 LOB: 1 BB: 0 P: 6	R: 0 E: 0 K: 0 S: 4	H: 2 LOB: 1 BB: 0 P: 4	R: 0 E: 0 K: 0 S: 3	H: 0 LOB: 0 BB: 0 P: 3	1B: 8 2B: 1 3B: 1 HR: 0	SF: 0 SAC: 0 DP: 3 HBP: 0	WP: 0 PB: 0 SB: 0 CS: 0	PA: 46
PITCHER	IP WLS BF	H R ER SO	BB IBB HBP BLK	WP HR S P	ERA WHIP	PITCHER																		
Ron Reed, R ERA: 3.86 (1.1)	29	7	3	6	0	0	0	0	0	0	0	0	0	0	0	0	0	0	0	0	3.86	1.286		
Gary Neibauer, R ERA: 4.66 (8.1)	7	1	0	1	0	0	0	0	0	0	0	0	0	0	0	0	0	0	0	0	0.00	0.500		
Cecil Upshaw, R ERA: 2.7 (10.1)	10	2	0	1	0	0	0	0	0	0	0	0	0	0	0	0	0	0	0	0	0.00	0.667		

San Francisco Giants @ Atlanta Braves
Atlanta Stadium, Atlanta, GA
Fri Jun 20 1969, 7:05 PM EDT
Att. 20,490 - Unknown

AB 44
R 3
H 10
RBI 3
BB 2
SO 8
LOB 18



Batter	1	2	3	4	5	6	7	8	9	10	11	12	AB	R	H	RBI	BB	SO	LOB	BOTTOM						
Felix Millan, R OBP: 0.321, SLG: 0.378 (1.4)													5	0	1	0	0	0	1							
Tony Gonzalez, L OBP: 0.316, SLG: 0.324 (1.8)													4	0	0	0	1	1	1							
Hank Aaron, R OBP: 0.438, SLG: 0.670 (1.9)													4	0	0	0	1	0	1							
Orlando Cepeda, R OBP: 0.323, SLG: 0.452 (1.3)													1	0	0	0	0	0	1							
Tommie Aaron, R OBP: 0.375, SLG: 0.381 (2.3)													4	1	1	0	0	1	0							
Rico Carty, R OBP: 0.459, SLG: 0.635 (1.7)													4	1	1	1	1	0	0							
Bob Aspromonte, R OBP: 0.336, SLG: 0.300 (1.5)													5	1	2	2	0	0	0							
Bob Tillman, R OBP: 0.280, SLG: 0.333 (1.2)													4	1	1	1	1	0	2							
Gl Garrido, R OBP: 0.267, SLG: 0.333 (1.6)													4	0	1	0	0	0	3							
Ron Reed, R OBP: 0.321, SLG: 0.094 (1.1)													2	0	1	0	0	0	0							
Clete Boyer, R OBP: 0.296, SLG: 0.348 (7. PH)													1	0	0	0	0	0	1							
Gary Neibauer, R (8.1)													0	0	0	0	0	0	0							
Cecil Upshaw, R OBP: 0.280, SLG: 0.714 (10.1)													0	0	0	0	0	0	0							
Sonny Jackson, L OBP: 0.343, SLG: 0.357 (10.6)													1	0	0	0	0	1	0							
Inning Stats	R: 0 E: 0 K: 0 S: 3	H: 0 LOB: 1 BB: 1 P: 7	R: 0 E: 0 K: 0 S: 3	H: 0 LOB: 1 BB: 1 P: 7	R: 0 E: 0 K: 0 S: 3	H: 1 LOB: 0 BB: 0 P: 3	R: 1 E: 0 K: 0 S: 5	H: 2 LOB: 2 BB: 1 P: 9	R: 0 E: 0 K: 0 S: 3	H: 1 LOB: 0 BB: 0 P: 3	R: 0 E: 0 K: 1 S: 5	H: 0 LOB: 0 BB: 0 P: 5	R: 0 E: 0 K: 0 S: 2	H: 0 LOB: 0 BB: 0 P: 6	R: 2 E: 0 K: 0 S: 5	H: 2 LOB: 0 BB: 0 P: 5	R: 0 E: 0 K: 2 S: 7	H: 0 LOB: 0 BB: 0 P: 7	R: 0 E: 0 K: 0 S: 3	H: 0 LOB: 0 BB: 0 P: 3	R: 1 E: 0 K: 0 S: 2	H: 1 LOB: 0 BB: 0 P: 2	1B: 3 2B: 2 3B: 0 HR: 3	SF: 0 SAC: 0 DP: 3 HBP: 0	WP: 0 PB: 0 SB: 0 CS: 0	PA: 43
PITCHER	IP WLS BF	H R ER SO	BB IBB HBP BLK	WP HR S P	ERA WHIP	PITCHER																				
Mike McCormick, L ERA: 2.93 (1.1)	8.1	7	3	1	4	0	0	0	0	0	0	0	0	0	0	0	0	0	0	0	3.24	1.320				
Frank Linzy, R ERA: 2.93 (9.1)	3.0	1	1	2	0	0	0	0	0	0	1	14	14	3.00	0.333											

San Francisco Giants @ Atlanta Braves
Atlanta Stadium, Atlanta, GA
Fri Jun 20 1969, 7:05 PM EDT
Att. 20,490 - Unknown

AB 39
R 4
H 8
RBI 4
BB 4
SO 3
LOB 10



Batter	1	2	3	4	5	6	7	8	9	AB	R	H	RBI	BB	SO	LOB	TOP										
Bobby Bonds, R OBP: 0.376, SLG: 0.475 (1, 9)										5	3	3	1	0	1	0	San Francisco Giants @ Atlanta Braves Atlanta Stadium, Atlanta, GA Sat Jun 21 1969, 3:33 AM EDT Att: 33,206 - Unknown										
Ron Hunt, R OBP: 0.356, SLG: 0.322 (1, 4)										4	1	3	0	1	0	1											
Willie Mays, R OBP: 0.386, SLG: 0.490 (1, 8)										4	1	2	4	0	0	2											
Willie McCovey, L OBP: 0.469, SLG: 0.758 (1, 3)										5	0	1	0	0	0	5											
Jim Ray Hart, R OBP: 0.324, SLG: 0.283 Ken Henderson, S OBP: 0.263, SLG: 0.341 (1, 7) (7, 7)										3	0	0	0	1	0	0											
Jim Davenport, R OBP: 0.321, SLG: 0.342 (1, 5)										4	1	1	0	0	1	3											
Dick Dietz, R OBP: 0.385, SLG: 0.347 (1, 2)										3	0	0	0	1	1	1											
Hal Lanier, R OBP: 0.265, SLG: 0.269 (1, 6)										3	1	2	1	0	0	0											
Bobby Bolin, R OBP: 0.240, SLG: 0.143 (1, 1)										3	0	0	0	0	0	2											
Inning Stats	R: 1 E: 0 K: 0 S: 4	H: 2 LOB: 0 BB: 0 P: 4	R: 0 E: 0 K: 0 S: 4	H: 1 LOB: 2 BB: 1 P: 8	R: 0 E: 0 K: 1 S: 7	H: 2 LOB: 3 BB: 1 P: 11	R: 0 E: 0 K: 1 S: 5	H: 0 LOB: 0 BB: 0 P: 5	R: 0 E: 1 K: 0 S: 4	H: 1 LOB: 1 BB: 0 P: 4	R: 0 E: 0 K: 1 S: 5	H: 0 LOB: 0 BB: 0 P: 5	R: 4 E: 0 K: 0 S: 6	H: 4 LOB: 0 BB: 1 P: 10	R: 1 E: 0 K: 0 S: 4	H: 1 LOB: 0 BB: 0 P: 4		R: 1 E: 0 K: 0 S: 4	H: 1 LOB: 0 BB: 0 P: 4	1B: 8 2B: 2 3B: 0 HR: 2	SF: 2 SAC: 1 DP: 2 HBP: 0	WP: 1 PB: 0 SB: 1 CS: 0	PA: 40				
PITCHER	IP	WLS	BF	H	R	ER	SO	BB	IBB	HBP	BLK	WP	HR	S	P	ERA	WHIP										
Phil Niekro, R ERA: 2.04 Paul Doyle, L ERA: 3.95 Claude Raymond, R ERA: 8.53 (1, 1) (7, 1) (9, 1)	6.1	L	30	9	5	5	3	3	0	0	0	1	2	33	45	7.11	1.895										

Batter	1	2	3	4	5	6	7	8	9	AB	R	H	RBI	BB	SO	LOB	BOTTOM											
Felix Millan, R OBP: 0.317, SLG: 0.372 (1, 4)										4	0	0	0	0	0	0	San Francisco Giants @ Atlanta Braves Atlanta Stadium, Atlanta, GA Sat Jun 21 1969, 3:33 AM EDT Att: 33,206 - Unknown											
Tony Gonzalez, L OBP: 0.315, SLG: 0.322 (1, 8)									4	1	1	0	0	1	0													
Hank Aaron, R OBP: 0.431, SLG: 0.658 (1, 9)										4	0	0	0	0	1													
Orlando Cepeda, R OBP: 0.321, SLG: 0.446 (1, 3)										3	0	0	0	1	1													
Rico Carty, R OBP: 0.462, SLG: 0.625 (1, 7)										4	0	2	0	0	0	1												
Bob Aspromonte, R OBP: 0.333, SLG: 0.385 (1, 5)										4	0	1	1	0	0	2												
Sonny Jackson, L OBP: 0.343, SLG: 0.353 (1, 6)										2	0	0	0	1	0	3												
Bob Didier, S OBP: 0.250, SLG: 0.270 (1, 2)										3	0	0	0	0	0	1												
Phil Niekro, R OBP: 0.125, SLG: 0.128 Paul Doyle, L Tommye Aaron, R OBP: 0.367, SLG: 0.372 Claude Raymond, R (1, 1) (7, 1) (8, PH) (9, 1)	9.0	W	33	4	1	1	2	2	0	0	0	0	0	35	43	1.00		0.667										
PITCHER	IP	WLS	BF	H	R	ER	SO	BB	IBB	HBP	BLK	WP	HR	S	P	ERA		WHIP										
Bobby Bolin, R ERA: 4.88 (1, 1)	9.0	W	33	4	1	1	2	2	0	0	0	0	0	35	43	1.00	0.667											

AB	34
R	7
H	12
RBI	6
BB	3
SO	3
LOB	14



AB	31
R	1
H	4
RBI	1
BB	2
SO	2
LOB	9



Batter	1	2	3	4	5	6	7	8	9	AB	R	H	RBI	BB	SO	LOB	TOP					
Bobby Bonds, R OBP: 0.376, SLG: 0.471 (1,9)	5-3			6-3	HBP		6-3		F7	4	0	1	0	0	0	0	San Francisco Giants @ Atlanta Braves Atlanta Stadium, Atlanta, GA Sun Jun 22 1969, 3:33 AM EDT Unknown					
Ron Hunt, R OBP: 0.348, SLG: 0.313 (1,4)	F9			6-3	G3		6-3		F8	5	0	0	0	0	0	2						
Willie Mays, R OBP: 0.384, SLG: 0.485 (1,8)	3-1			1B	1B		F3		K	4	1	1	0	0	1	1						
Willie McCovey, L OBP: 0.474, SLG: 0.772 (1,3)		G6-4-3		1B	1B		3-1		HR	3	1	2	1	1	0	0						
Jim Ray Hart, R OBP: 0.331, SLG: 0.301 (1,7)		BB		1B	1B				HR	3	1	2	1	0	0	1						
Ken Henderson, S OBP: 0.268, SLG: 0.370 (6,7)		G6-4-3		1B	1B		2B		HR	1	1	1	1	0	0	0						
Jim Davenport, R OBP: 0.325, SLG: 0.349 (1,5)		F9		5-3			2B		CS	3	0	1	1	1	0	2						
Jack Hiatt, R OBP: 0.349, SLG: 0.387 (1,2)				G3-6	HR		FC4-6		K	2	1	1	1	2	1	1						
Hal Lanier, R OBP: 0.261, SLG: 0.264 (1,6)				G3-6	3-1		FC4-6		F7	4	0	0	0	0	0	3						
Juan Marichal, R OBP: 0.205, SLG: 0.220 (1,1)				5-3	6-3		K		1-3	4	0	0	0	0	1	0						
Inning Stats	R: 0 E: 0 K: 0 S: 3	H: 0 LOB: 0 BB: 0 P: 3	R: 0 E: 0 K: 0 S: 2	H: 0 LOB: 0 BB: 1 P: 6	R: 0 E: 0 K: 0 S: 2	H: 0 LOB: 0 BB: 1 P: 6	R: 1 E: 0 K: 0 S: 6	H: 3 LOB: 2 BB: 0 P: 6	R: 1 E: 0 K: 0 S: 4	H: 1 LOB: 1 BB: 0 P: 5	R: 1 E: 0 K: 0 S: 5	H: 2 LOB: 2 BB: 1 P: 9	R: 0 E: 0 K: 1 S: 8	H: 1 LOB: 1 BB: 0 P: 8	R: 2 E: 0 K: 1 S: 6	H: 2 LOB: 0 BB: 1 P: 10	R: 0 E: 0 K: 0 S: 3	H: 0 LOB: 0 BB: 0 P: 3	1B: 4 2B: 3 3B: 0 HR: 3	SF: 0 SAC: 0 DP: 3 HBP: 1	WP: 0 PB: 0 SB: 1 CS: 1	PA: 38
PITCHER	IP	WLS	BF	H	R	ER	SO	BB	IBB	HBP	BLK	WP	HR	S	P	ERA	WHIP					
Milt Pappas, R ERA: 3.5 (1,1)	6.0	L	26	6	3	3	0	2	1	1	0	0	1	22	35	4.50	1.333					
Gary Neibauer, R ERA: 5.09 (7,1)	2.0		9	3	2	2	3	1	0	0	0	0	2	14	18	9.00	2.000					
Claude Raymond, R ERA: 8.1 (9,1)	1.0		3	0	0	0	0	0	0	0	0	0	0	3	3	0.00	0.000					

Batter	1	2	3	4	5	6	7	8	9	AB	R	H	RBI	BB	SO	LOB	BOTTOM				
Sonny Jackson, L OBP: 0.337, SLG: 0.347 (1,6)	K		F4			F8		1-3		4	0	0	0	0	1	0	San Francisco Giants @ Atlanta Braves Atlanta Stadium, Atlanta, GA Sun Jun 22 1969, 3:33 AM EDT Unknown				
Tony Gonzalez, L OBP: 0.309, SLG: 0.316 (1,8)	F7		3-1			F6		F5	4	0	0	0	0	0	0	0					
Hank Aaron, R OBP: 0.432, SLG: 0.654 (1,9)	1B			FC6	BB	F7		F2	3	0	1	0	1	0	0	0					
Orlando Cepeda, R OBP: 0.324, SLG: 0.460 (1,3)	F8			FC6	CS	BB	1B	HR	4	1	2	1	0	0	2	2					
Rico Carty, R OBP: 0.478, SLG: 0.621 (1,7)		5-3		F9		BB	BB	1B	2	0	1	0	2	0	1	1					
Bob Aspromonte, R OBP: 0.331, SLG: 0.381 (1,5)	F7			5-3		F8		FC6-4	4	0	1	0	0	0	3	3					
Felix Millan, R OBP: 0.312, SLG: 0.366 (1,4)	5-3			5-3		F6		FC6-4	4	0	0	0	0	0	5	5					
Bob Tillman, R OBP: 0.272, SLG: 0.323 (1,2)	5-3			F7		5-3		5-3	3	0	0	0	0	0	1	1					
Milt Pappas, R OBP: 0.212, SLG: 0.233 (1,1)			5-3			F5		F7	1	0	0	0	0	0	0	0					
Tommye Aaron, R OBP: 0.360, SLG: 0.364 (6,PH)										0	0	0	0	0	0	0					
Gary Neibauer, R OBP: 0.388, SLG: 0.404 (8,PH)										0	0	0	0	0	0	0					
Tito Francona, L OBP: 0.388, SLG: 0.404 (8,PH)										0	0	0	0	0	0	0					
Claude Raymond, R ERA: 1.99 (9,1)										0	0	0	0	0	0	0					
Inning Stats	R: 0 E: 0 K: 1 S: 6	H: 1 LOB: 1 BB: 0 P: 6	R: 0 E: 0 K: 0 S: 4	H: 1 LOB: 0 BB: 0 P: 4	R: 0 E: 0 K: 0 S: 3	H: 0 LOB: 0 BB: 0 P: 3	R: 0 E: 0 K: 0 S: 2	H: 0 LOB: 0 BB: 1 P: 6	R: 0 E: 0 K: 0 S: 3	H: 0 LOB: 0 BB: 0 P: 3	R: 0 E: 0 K: 0 S: 4	H: 1 LOB: 2 BB: 1 P: 8	R: 0 E: 0 K: 0 S: 3	H: 0 LOB: 0 BB: 0 P: 3	R: 1 E: 0 K: 0 S: 5	H: 2 LOB: 2 BB: 1 P: 9	1B: 4 2B: 0 3B: 0 HR: 1	SF: 0 SAC: 0 DP: 0 HBP: 0	WP: 0 PB: 0 SB: 1 CS: 1	PA: 34	
PITCHER	IP	WLS	BF	H	R	ER	SO	BB	IBB	HBP	BLK	WP	HR	S	P	ERA	WHIP				
Juan Marichal, R ERA: 1.99 (1,1)	9.0	W	34	5	1	1	1	3	0	0	0	0	1	33	45	1.00	0.889				



Batter	1	2	3	4	5	6	7	8	9	AB	R	H	RBI	BB	SO	LOB	TOP								
Bobby Bonds, R OBP: 0.370, SLG: 0.462 (1, 8)	5-3	F4			F9		FC4-6		K	5	0	0	0	0	1	4	San Francisco Giants @ Atlanta Braves Atlanta Stadium, Atlanta, GA Sun Jun 22 1969, 3:38 AM EDT Att: 46,414 - Unknown								
Ron Hunt, R OBP: 0.344, SLG: 0.310 (1, 4)	1B		1-3		F9		F8		K	5	0	1	0	0	1	2									
Ken Henderson, S OBP: 0.288, SLG: 0.366 (1, 9)	K			G6-3	1B	F6		F7		4	0	1	0	0	1	1									
Willie McCovey, L OBP: 0.470, SLG: 0.760 (1, 3)	F4			G6-3	1B	F8		G6-4-3	BB	3	0	0	0	1	0	2									
Jim Ray Hart, R OBP: 0.336, SLG: 0.296 (1, 7)						K		G6-4-3		2	1	0	0	2	1	1									
Bobby Etheridge, R OBP: 0.476, SLG: 0.510 (1, 5)										3	2	2	0	1	1	1									
Dick Dietz, R OBP: 0.389, SLG: 0.382 (1, 2)										4	1	2	2	0	1	3									
Hal Lanier, R OBP: 0.266, SLG: 0.266 (9, PH)										2	0	1	1	1	0	1									
Bob Burda, L OBP: 0.279, SLG: 0.368 (9, PH)										1	1	0	0	0	0	1									
Rich Robertson, R (1, 1) Ron Herbel, R (2, 1) Don Mason, L (5, PH) Ron Kline, R (5, 1) Frank Linzy, R (7, PH) Willie Mays, R (9, PH)										1	0	0	0	0	0	2									
Inning Stats	R: 0 E: 0 K: 1 S: 6	H: 1 LOB: 1 BB: 0 P: 6	R: 1 E: 0 K: 1 S: 7	H: 2 LOB: 2 BB: 1 P: 11	R: 0 E: 0 K: 0 S: 3	H: 1 LOB: 0 BB: 0 P: 3	R: 0 E: 0 K: 1 S: 5	H: 0 LOB: 1 BB: 1 P: 9	R: 0 E: 0 K: 0 S: 3	H: 0 LOB: 0 BB: 0 P: 3	R: 0 E: 0 K: 1 S: 5	H: 0 LOB: 0 BB: 0 P: 5	R: 2 E: 0 K: 1 S: 6	H: 1 LOB: 1 BB: 2 P: 14	R: 0 E: 0 K: 0 S: 2	H: 0 LOB: 0 BB: 1 P: 6	R: 2 E: 1 K: 2 S: 10	H: 3 LOB: 1 BB: 0 P: 10	1B: 6 2B: 0 3B: 1 HR: 1	SF: 0 SAC: 0 DP: 2 HBP: 0	WP: 0 PB: 0 SB: 1 CS: 0	PA: 38			
PITCHER	IP	WLS	BF	H	R	ER	SO	BB	IBB	HBP	BLK	WP	HR	S	P	ERA	WHIP								
Pat Jarvis, R ERA: 5.66 (1, 1)	6.0		26	5	3	3	4	4	0	0	0	0	1	30	46	4.50	1.500								
Jim Britton, R ERA: 3.77 (7, 1)	2.0	W	6	0	0	0	1	1	0	0	0	0	0	7	11	0.00	0.500								
Cecil Upshaw, R ERA: 3.07 (9, 1)	1.0	S	6	3	2	2	2	0	0	0	0	0	0	10	10	18.00	3.000								

AB	33
R	5
H	8
RBI	4
BB	5
SO	7
LOB	19



Batter	1	2	3	4	5	6	7	8	9	AB	R	H	RBI	BB	SO	LOB	BOTTOM								
Sonny Jackson, L OBP: 0.339, SLG: 0.348 (1, 6)	F6			K			K			5	1	2	1	0	2	0	San Francisco Giants @ Atlanta Braves Atlanta Stadium, Atlanta, GA Sun Jun 22 1969, 3:38 AM EDT Att: 46,414 - Unknown								
Tony Gonzalez, L OBP: 0.311, SLG: 0.315 (1, 8)	1B						F7		G5-3	4	0	1	1	1	1	2									
Mike Lum, L OBP: 0.351, SLG: 0.340 (9, 7)	F8						F9		F9	4	0	1	0	0	0	1									
Rico Carty, R OBP: 0.479, SLG: 0.607 (8, PR)										3	0	1	0	1	0	2									
Felipe Alou, R OBP: 0.351, SLG: 0.416 (9, 9)										0	1	0	0	0	0	0									
Orlando Cepeda, R OBP: 0.327, SLG: 0.459 (1, 3)										3	1	1	0	1	0	0									
Bob Aspromonte, R OBP: 0.339, SLG: 0.388 (1, 5)										3	0	2	0	0	0	3									
Clete Boyer, R OBP: 0.296, SLG: 0.348 (8, 5)										0	0	0	0	0	0	0									
Felix Millan, R OBP: 0.318, SLG: 0.370 (1, 4)										3	2	2	0	1	1	1									
Bob Tillman, R OBP: 0.274, SLG: 0.354 (1, 2)										3	1	1	2	0	1	2									
Hank Aaron, R OBP: 0.434, SLG: 0.654 (8, PH) Bob Didier, S OBP: 0.250, SLG: 0.270 (9, 2)										0	1	0	0	1	0	0									
Pat Jarvis, R OBP: 0.125, SLG: 0.129 (1, 1) Jim Britton, R ERA: 3.77 (7, 1) Tito Francona, L OBP: 0.397, SLG: 0.414 (8, PH) Cecil Upshaw, R OBP: 0.288, SLG: 0.714 (9, 1)										1	0	1	2	0	0	0									
Inning Stats	R: 0 E: 0 K: 0 S: 4	H: 1 LOB: 3 BB: 2 P: 12	R: 3 E: 0 K: 0 S: 7	H: 5 LOB: 1 BB: 0 P: 7	R: 0 E: 0 K: 1 S: 5	H: 1 LOB: 0 BB: 0 P: 5	R: 0 E: 0 K: 2 S: 7	H: 0 LOB: 0 BB: 0 P: 7	R: 0 E: 0 K: 1 S: 5	H: 2 LOB: 2 BB: 0 P: 7	R: 0 E: 0 K: 1 S: 5	H: 0 LOB: 0 BB: 0 P: 5	R: 0 E: 0 K: 0 S: 4	H: 3 LOB: 1 BB: 3 P: 17	R: 4 E: 0 K: 0 S: 5	H: 3 LOB: 1 BB: 3 P: 17	1B: 11 2B: 0 3B: 0 HR: 1	SF: 0 SAC: 1 DP: 2 HBP: 0	WP: 1 PB: 0 SB: 2 CS: 1	PA: 38					
PITCHER	IP	WLS	BF	H	R	ER	SO	BB	IBB	HBP	BLK	WP	HR	S	P	ERA	WHIP								
Rich Robertson, R ERA: 5.59 (1, 1)	1.1		11	5	3	3	0	2	0	0	0	0	0	14	14	0.00	0.750								
Ron Herbel, R ERA: 4.04 (8, PH)	2.2		8	2	0	0	3	0	0	0	0	0	0	12	12	0.00	1.000								
Ron Kline, R ERA: 5.89 (5, 1)	2.0		8	2	0	0	2	0	0	0	0	0	0	10	22	18.00	2.500								
Frank Linzy, R ERA: 3.6 (7, 1)	2.0	L	11	3	4	4	1	2	1	0	0	1	0	10	22	18.00	2.500								



Batter	1	2	3	4	5	6	7	8	9	AB	R	H	RBI	BB	SO	LOB	TOP				
Bobby Bonds, R OBP: 0.363, SLG: 0.453 (1, 8)	5-3		6-3			5-3		6-3	6-3	5	0	0	0	0	0	2	San Francisco Giants @ Houston Astros Astrodome, Houston, TX Mon Jun 23 1969, 8:05 PM EDT Att: 15,524 - Unknown				
Ron Hunt, R OBP: 0.342, SLG: 0.305 Rich Robertson, R (8, 1)	6-3		F9			K		1B HBP		3	1	0	0	0	1	0					
Jim Davenport, R OBP: 0.325, SLG: 0.349 Bob Burda, L OBP: 0.290, SLG: 0.379 (6, 3)	F4				K	BB 1B		1B 1-2 1B		3	0	1	0	0	1	0					
Willie McCovey, L OBP: 0.469, SLG: 0.752 Bobby Etheridge, R OBP: 0.494, SLG: 0.519 (6, 5)		K			F8	1-2 BB		1-2 2H 1B		2	0	0	0	1	1	0					
Jim Ray Hart, R OBP: 0.340, SLG: 0.297 (1, 7)		HR 1B			BB			1B K		3	1	1	0	1	2	4					
Ken Henderson, S OBP: 0.280, SLG: 0.356 (1, 9)		K			K					4	0	0	0	0	2	2					
Dick Dietz, R OBP: 0.392, SLG: 0.410 (1, 2)		1-H HR			F8			1-3 BB		3	1	1	2	1	0	0					
Hal Lanier, R OBP: 0.266, SLG: 0.265 (1, 6)		K			4-3			1-2 1-3 1B		4	0	1	0	0	2	0					
Ray Sadecki, L OBP: 0.136, SLG: 0.238 Ron Herbel, R (4, 1) Don Mason, L OBP: 0.302, SLG: 0.227 (8, 4)			G3		4-3			F4 1-2 2-3		1	0	0	0	0	0	0					
Inning Stats	R: 0 E: 0 K: 0 S: 3	H: 0 LOB: 0 BB: 0 P: 3	R: 2 E: 0 K: 3 S: 11	H: 2 LOB: 0 BB: 0 P: 11	R: 0 E: 0 K: 2 S: 7	H: 0 LOB: 1 BB: 1 P: 11	R: 0 E: 0 K: 0 S: 3	H: 0 LOB: 0 BB: 0 P: 3	R: 0 E: 0 K: 2 S: 8	H: 1 LOB: 2 BB: 1 P: 12	R: 0 E: 0 K: 1 S: 5	H: 0 LOB: 0 BB: 0 P: 5	R: 1 E: 0 K: 1 S: 7	H: 2 LOB: 2 BB: 1 P: 8	R: 0 E: 0 K: 0 S: 4	H: 1 LOB: 2 BB: 1 P: 8		1B: 5 2B: 0 3B: 0 HR: 1	SF: 0 SAC: 0 DP: 0 HBP: 1	WP: 0 PB: 0 SB: 0 CS: 0	PA: 37
PITCHER Don Wilson, R ERA: 4.08 (1, 1)	IP: 9.0 WLS: W BF: 37 H: 6 R: 3 ER: 3 SO: 9 BB: 3 IBB: 0 HBP: 1 BLK: 0 WP: 0 HR: 1 S: 51 P: 64 ERA: 3.00 WHIP: 1.000															PITCHER Don Wilson, R ERA: 4.08 (1, 1)		IP: 9.0 WLS: W BF: 37 H: 6 R: 3 ER: 3 SO: 9 BB: 3 IBB: 0 HBP: 1 BLK: 0 WP: 0 HR: 1 S: 51 P: 64 ERA: 3.00 WHIP: 1.000			

Batter	1	2	3	4	5	6	7	8	9	AB	R	H	RBI	BB	SO	LOB	BOTTOM		
Leon McFadden, R OBP: 0.212, SLG: 0.250 Gary Geiger, L OBP: 0.348, SLG: 0.338 (5, 9)	K		4-3 2B 1B	1-H 2H 3H 1B 3B		3-1	4-3			2	1	1	0	0	1	0	San Francisco Giants @ Houston Astros Astrodome, Houston, TX Mon Jun 23 1969, 8:05 PM EDT Att: 15,524 - Unknown		
Joe Morgan, L OBP: 0.390, SLG: 0.387 (1, 4)	CS 1B		4-3	BB 1B		BB BB		BB BB		3	1	2	1	2	0	2			
Jimmy Wynn, R OBP: 0.396, SLG: 0.494 (1, 8)	1-2 BB		F9	3-H 4-0 BB		F7		F8		3	0	0	0	2	0	4			
Denis Menke, R OBP: 0.414, SLG: 0.467 (1, 6)	CS		FC6-4 BB	2H 3H 1B 2B		F8		F8		4	1	2	3	1	0	3			
Marty Martinez, S OBP: 0.329, SLG: 0.394 Cesar Geronimo, L OBP: 0.286, SLG: 0.429 (8, 7)		FC6-4 F8 1B	2H 3H 1B	G4-3		K		E5 FC1-5-2 1B		4	0	1	1	0	1	3			
Doug Rader, R OBP: 0.314, SLG: 0.325 (1, 5)		F8 1B	F4		6-3	G3 BB 1B		FC1-5-2		5	1	2	0	0	0	3			
Curt Blefary, L OBP: 0.356, SLG: 0.349 (1, 3)	F8			SH BB 1B		BB BB		BB BB		3	1	1	0	2	1	4			
Johnny Edwards, L OBP: 0.281, SLG: 0.308 (1, 2)				SH BB 1B		G3				4	1	1	0	0	0	5			
Don Wilson, R OBP: 0.175, SLG: 0.088 (1, 1)			4-3 BB	SH BB		BB BB				2	2	1	1	1	1	1			
Inning Stats	R: 0 E: 0 K: 1 S: 4	H: 1 LOB: 1 BB: 1 P: 8	R: 0 E: 0 K: 0 S: 4	H: 1 LOB: 2 BB: 1 P: 8	R: 3 E: 0 K: 0 S: 6	H: 3 LOB: 1 BB: 1 P: 10	R: 4 E: 0 K: 0 S: 6	H: 3 LOB: 1 BB: 2 P: 14	R: 0 E: 0 K: 1 S: 3	H: 0 LOB: 1 BB: 1 P: 7	R: 1 E: 0 K: 1 S: 7	H: 2 LOB: 2 BB: 1 P: 11	R: 1 E: 1 K: 1 S: 7	H: 2 LOB: 2 BB: 1 P: 11	1B: 11 2B: 1 3B: 1 HR: 0	SF: 0 SAC: 1 DP: 1 HBP: 0		WP: 0 PB: 1 SB: 0 CS: 2	PA: 44
PITCHER Ray Sadecki, L ERA: 4.34 (1, 1) Ron Herbel, R ERA: 4.31 (4, 1) Rich Robertson, R ERA: 5.7 (8, 1)	IP: 3.0 WLS: L BF: 17 H: 5 R: 5 ER: 5 SO: 1 BB: 4 IBB: 0 HBP: 0 BLK: 0 WP: 0 HR: 0 S: 15 P: 31 ERA: 15.00 WHIP: 3.333															PITCHER Ray Sadecki, L ERA: 4.34 (1, 1) Ron Herbel, R ERA: 4.31 (4, 1) Rich Robertson, R ERA: 5.7 (8, 1)		IP: 3.0 WLS: L BF: 17 H: 5 R: 5 ER: 5 SO: 1 BB: 4 IBB: 0 HBP: 0 BLK: 0 WP: 0 HR: 0 S: 15 P: 31 ERA: 15.00 WHIP: 3.333	

Batter	1	2	3	4	5	6	7	8	9	AB	R	H	RBI	BB	SO	LOB	TOP			
Ken Henderson, S OBP: 0.267, SLG: 0.367 (1, 8)	4-3		4-3 1B 2B		K		G1-6-3 1B			4	1	2	0	0	1	0	San Francisco Giants @ Houston Astros Astrodome, Houston, TX Tue Jun 24 1969, 8:05 PM EDT Att: 18,715 - Unknown			
Ron Hunt, R OBP: 0.341, SLG: 0.304 (1, 4)	6-3		4-3		FC5-4 1B		G1-6-3 1-2			4	0	1	0	0	0	3				
Jim Davenport, R OBP: 0.329, SLG: 0.353 (1, 5)	1B		FC3-6 1B		K			4-3		4	0	2	1	0	1	1				
Willie McCovey, L OBP: 0.461, SLG: 0.738 (1, 3)	4-3		FC3-6 1-2		FC5-4 1-2			K		4	0	0	0	0	1	3				
Jim Ray Hart, R OBP: 0.338, SLG: 0.295 Willie Mays, R OBP: 0.386, SLG: 0.495 (1, 7) (2, 8)		6-3	K			F8				1	0	0	0	0	0	0				
Dave Marshall, L OBP: 0.339, SLG: 0.263 (1, 9) (2, 7)		1B BB		FC4-6 BB		F7			1B	2	0	0	0	2	1	1				
Dick Dietz, R OBP: 0.381, SLG: 0.394 (1, 2)		K		F8		4-3			K	4	0	0	0	0	2	2				
Hal Lanier, R OBP: 0.266, SLG: 0.265 (1, 6)				FC4-6 1-2			K		6-3	4	0	1	0	0	1	1				
Gaylord Perry, R OBP: 0.173, SLG: 0.122 Bob Burda, L OBP: 0.286, SLG: 0.373 (1, 1) (9, PH)	4-3			K			1B		4-3	3	0	1	0	0	1	3				
Inning Stats	R: 0 E: 0 K: 0 S: 4	H: 1 LOB: 1 BB: 0 P: 4	R: 0 E: 0 K: 1 S: 6	H: 1 LOB: 2 BB: 1 P: 10	R: 1 E: 0 K: 1 S: 7	H: 2 LOB: 1 BB: 0 P: 7	R: 0 E: 0 K: 1 S: 5	H: 0 LOB: 1 BB: 1 P: 9	R: 0 E: 0 K: 2 S: 8	H: 0 LOB: 0 BB: 0 P: 3	R: 0 E: 0 K: 1 S: 6	H: 2 LOB: 1 BB: 0 P: 6	R: 0 E: 0 K: 2 S: 8	H: 1 LOB: 1 BB: 0 P: 8	R: 0 E: 0 K: 1 S: 5	H: 0 LOB: 0 BB: 0 P: 5	1B: 7 2B: 1 3B: 0 HR: 0	SF: 0 SAC: 0 DP: 1 HBP: 0	WP: 0 PB: 0 SB: 0 CS: 0	PA: 36
PITCHER Larry Dierker, R ERA: 2.6 (1, 1)	IP: 9.0 WLS: W BF: 36 H: 8 R: 1 ER: 1 SO: 9 BB: 2 IBB: 0 HBP: 0 BLK: 0 WP: 0 HR: 0 S: 52 P: 60 ERA: 1.00 WHIP: 1.111															PITCHER IP: WLS: BF: H: R: ER: SO: BB: IBB: HBP: BLK: WP: HR: S: P: ERA: WHIP				

AB 34
R 1
H 8
RBI 1
BB 2
SO 9
LOB 15



Batter	1	2	3	4	5	6	7	8	9	AB	R	H	RBI	BB	SO	LOB	BOTTOM	
Sandy Valdespino, L OBP: 0.405, SLG: 0.378 Cesar Geronimo, L OBP: 0.296, SLG: 0.429 (1, 7) (7, PR) (8, 7)	K		2-3	1-1 2-2 3-1 2B			SH2-3 2B BB			3	0	1	3	1	1	0	San Francisco Giants @ Houston Astros Astrodome, Houston, TX Tue Jun 24 1969, 8:05 PM EDT Att: 18,715 - Unknown	
Joe Morgan, L OBP: 0.393, SLG: 0.385 (1, 4)	CS WP BB			5-3			SH2-3 1-2			1	0	0	0	2	0	1		
Jimmy Wynn, R OBP: 0.401, SLG: 0.498 (1, 8)	1-2 BB						S 2H 2B			2	0	1	1	2	1	1		
Denis Menke, R OBP: 0.408, SLG: 0.460 (1, 6)	5-3 2-3			F8			K			4	0	0	0	0	1	6		
Johnny Edwards, L OBP: 0.276, SLG: 0.302 (1, 2)		4-3		F8		F8				4	0	0	0	0	1	3		
Curt Blefary, L OBP: 0.360, SLG: 0.359 (1, 3)				FC4-6 1B		4-3		F4		4	0	2	0	0	0	1		
Gary Geiger, L OBP: 0.355, SLG: 0.338 (1, 9)				FC4-6 BB 1B 2B			F9			3	1	1	0	0	0	1		
Doug Rader, R OBP: 0.314, SLG: 0.324 (1, 5)				1-2 2B 1B			F6			4	1	1	0	0	1	3		
Larry Dierker, R OBP: 0.200, SLG: 0.204 (1, 1)	4-3			1-2 2-3 2B BB			6-3			3	1	1	0	1	0	2		
Inning Stats	R: 0 E: 0 K: 1 S: 4	H: 0 LOB: 1 BB: 2 P: 12	R: 0 E: 0 K: 1 S: 6	H: 1 LOB: 2 BB: 0 P: 7	R: 0 E: 0 K: 1 S: 5	H: 0 LOB: 1 BB: 1 P: 9	R: 3 E: 0 K: 0 S: 6	H: 3 LOB: 1 BB: 1 P: 10	R: 0 E: 0 K: 0 S: 3	H: 0 LOB: 0 BB: 0 P: 3	R: 1 E: 0 K: 2 S: 8	H: 1 LOB: 2 BB: 1 P: 12	R: 0 E: 0 K: 0 S: 4	H: 2 LOB: 2 BB: 0 P: 4	1B: 4 2B: 2 3B: 1 HR: 0	SF: 0 SAC: 1 DP: 0 HBP: 1	WP: 2 PB: 0 SB: 1 CS: 1	PA: 36
PITCHER Gaylord Perry, R ERA: 2.63 (1, 1)	IP: 8.0 WLS: L BF: 36 H: 7 R: 4 ER: 4 SO: 5 BB: 6 IBB: 0 HBP: 1 BLK: 0 WP: 2 HR: 0 S: 39 P: 64 ERA: 4.50 WHIP: 1.625															PITCHER IP: WLS: BF: H: R: ER: SO: BB: IBB: HBP: BLK: WP: HR: S: P: ERA: WHIP		

AB 28
R 4
H 7
RBI 4
BB 6
SO 5
LOB 18



Batter	1	2	3	4	5	6	7	8	9	AB	R	H	RBI	BB	SO	LOB	TOP		
Ken Henderson, S (1, 9) OBP: 0.265, SLG: 0.357	0-3 K		4-0 L5-3 BB		0-0 F4			0-0 F9	0-0 4-3	4	0	0	0	1	1	3	San Francisco Giants @ Houston Astros Astrodome, Houston, TX Wed Jun 25 1969, 8:05 PM EDT Att: 20,588 - Unknown		
Ron Hunt, R (1, 4) OBP: 0.344, SLG: 0.301	1-0 HBP		0-0 L5-3		4-0 1-2 BB			0-3 K		2	0	0	0	1	1	1			
Willie Mays, R (1, 8) OBP: 0.388, SLG: 0.500	0-3 K		0-0 1B		0-0 4-3			0-0 2B		4	0	2	0	0	1	3			
Willie McCovey, L (1, 3) OBP: 0.454, SLG: 0.724	0-0 4-3		0-0 F9		0-0 F9			0-0 F8		4	0	0	0	0	0	3			
Bobby Etheridge, R (1, 5) OBP: 0.471, SLG: 0.518		0-3 K		0-3 K				0-0 5-3		4	1	1	0	0	2	0			
Dave Marshall, L (1, 7) OBP: 0.336, SLG: 0.262		0-0 F8		0-0 G3				0-3 K		4	1	1	1	0	1	0			
Jack Hiatt, R (1, 2) Don Mason, L (9, PH) OBP: 0.353, SLG: 0.380 OBP: 0.302, SLG: 0.227		4-0 1B BB		0-3 K				0-3 K		2	0	0	0	2	2	0			
Hal Lanier, R (1, 6) Bob Burda, L (9, PH) OBP: 0.266, SLG: 0.266 OBP: 0.291, SLG: 0.367		0-0 1-2 1B		0-3 K				0-0 4-3		3	0	1	0	0	2	0			
Mike McCormick, L (1, 1) Bobby Bonds, R (7, PH) Frank Linzy, R (7, 1) Jim Davenport, R (9, PH) OBP: 0.308, SLG: 0.417 OBP: 0.362, SLG: 0.451 OBP: 0.200, SLG: 0.077 OBP: 0.328, SLG: 0.350		0-3 K		0-0 BB				0-3 K		2	0	1	0	0	1	2			
Inning Stats	R: 0 E: 0 K: 2 S: 7	H: 0 LOB: 1 BB: 0 P: 8	R: 0 E: 0 K: 2 S: 8	H: 1 LOB: 2 BB: 1 P: 12	R: 0 E: 0 K: 0 S: 3	H: 1 LOB: 1 BB: 1 P: 7	R: 0 E: 0 K: 2 S: 7	H: 0 LOB: 0 BB: 0 P: 7	R: 0 E: 0 K: 1 S: 6	H: 1 LOB: 2 BB: 1 P: 10	R: 0 E: 0 K: 3 S: 9	H: 0 LOB: 0 BB: 0 P: 9	R: 0 E: 0 K: 1 S: 6	H: 1 LOB: 1 BB: 0 P: 6	R: 2 E: 0 K: 0 S: 5	H: 2 LOB: 2 BB: 1 P: 9		1B: 4 2B: 3 3B: 0 HR: 0	SF: 0 SAC: 0 DP: 1 HBP: 1
PITCHER	IP WLS BF H R ER SO BB IBB HBP BLK WP HR S P ERA WHIP	IP WLS BF H R ER SO BB IBB HBP BLK WP HR S P ERA WHIP	IP WLS BF H R ER SO BB IBB HBP BLK WP HR S P ERA WHIP	IP WLS BF H R ER SO BB IBB HBP BLK WP HR S P ERA WHIP	IP WLS BF H R ER SO BB IBB HBP BLK WP HR S P ERA WHIP	IP WLS BF H R ER SO BB IBB HBP BLK WP HR S P ERA WHIP	IP WLS BF H R ER SO BB IBB HBP BLK WP HR S P ERA WHIP	IP WLS BF H R ER SO BB IBB HBP BLK WP HR S P ERA WHIP	IP WLS BF H R ER SO BB IBB HBP BLK WP HR S P ERA WHIP	IP WLS BF H R ER SO BB IBB HBP BLK WP HR S P ERA WHIP	IP WLS BF H R ER SO BB IBB HBP BLK WP HR S P ERA WHIP	IP WLS BF H R ER SO BB IBB HBP BLK WP HR S P ERA WHIP	IP WLS BF H R ER SO BB IBB HBP BLK WP HR S P ERA WHIP	IP WLS BF H R ER SO BB IBB HBP BLK WP HR S P ERA WHIP	IP WLS BF H R ER SO BB IBB HBP BLK WP HR S P ERA WHIP	IP WLS BF H R ER SO BB IBB HBP BLK WP HR S P ERA WHIP	IP WLS BF H R ER SO BB IBB HBP BLK WP HR S P ERA WHIP	IP WLS BF H R ER SO BB IBB HBP BLK WP HR S P ERA WHIP	

AB	32
R	2
H	6
RBI	2
BB	4
SO	12
LOB	16



Batter	1	2	3	4	5	6	7	8	9	AB	R	H	RBI	BB	SO	LOB	BOTTOM		
Leon McFadden, R (1, 9) OBP: 0.211, SLG: 0.243	0-0 F7		0-0 FC3-6 1B		0-0 F4	0-0 G4-6-3		0-0 3-1		5	0	1	0	0	0	3	San Francisco Giants @ Houston Astros Astrodome, Houston, TX Wed Jun 25 1969, 8:05 PM EDT Att: 20,588 - Unknown		
Joe Morgan, L (1, 4) OBP: 0.391, SLG: 0.380	0-3 K		0-0 FC3-6 1B E		4-0 HR BB			0-0 4-3		3	2	0	0	1	1	1			
Jimmy Wynn, R (1, 8) OBP: 0.405, SLG: 0.513	0-0 F3		0-0 E 1B		0-0 1-H HR			4-0 1-3 BB		3	1	2	2	1	0	0			
Denis Menke, R (1, 6) OBP: 0.403, SLG: 0.453		0-3 K	0-0 E4		0-0 5-3			0-0 1-3		4	0	0	0	0	1	2			
Marty Martinez, S (1, 7) Gary Geiger, L (6, 7) OBP: 0.329, SLG: 0.392 OBP: 0.351, SLG: 0.333		0-3 K	0-0 F2		0-0 BB 1B			0-0 4-3		3	0	1	0	0	1	2			
Doug Rader, R (1, 5) OBP: 0.316, SLG: 0.324		0-0 BB 1B		0-0 6-3	4-0 1-2 BB			0-0 F9		3	0	1	0	1	0	0			
Curt Blefary, L (1, 3) OBP: 0.362, SLG: 0.359		4-0 BB 1-2 BB		0-0 1-3 1B	0-0 F8			0-0 6-3		3	0	1	0	1	0	2			
Johnny Edwards, L (1, 2) OBP: 0.276, SLG: 0.298		0-0 F8		0-0 1-3	0-0 F8			4-0 BB BB		3	0	0	0	1	0	3			
Tom Griffin, R (1, 1) Fred Gladding, L (9, 1) OBP: 0.324, SLG: 0.429 OBP: 0.345			0-0 6-3	0-3 K	4-0 G4-6-3 BB			4-0 1-2 BB		2	0	0	0	2	1	1			
Inning Stats	R: 0 E: 0 K: 1 S: 5	H: 0 LOB: 0 BB: 0 P: 5	R: 0 E: 0 K: 2 S: 8	H: 1 LOB: 2 BB: 1 P: 12	R: 1 E: 1 K: 0 S: 6	H: 2 LOB: 2 BB: 0 P: 6	R: 0 E: 0 K: 1 S: 6	H: 1 LOB: 1 BB: 0 P: 6	R: 2 E: 0 K: 0 S: 5	H: 2 LOB: 2 BB: 2 P: 13	R: 0 E: 0 K: 0 S: 2	H: 0 LOB: 0 BB: 1 P: 6	R: 0 E: 0 K: 0 S: 3	H: 0 LOB: 1 BB: 1 P: 7	R: 0 E: 0 K: 0 S: 3	H: 0 LOB: 2 BB: 2 P: 11		1B: 5 2B: 0 3B: 0 HR: 1	SF: 0 SAC: 0 DP: 1 HBP: 0
PITCHER	IP WLS BF H R ER SO BB IBB HBP BLK WP HR S P ERA WHIP	IP WLS BF H R ER SO BB IBB HBP BLK WP HR S P ERA WHIP	IP WLS BF H R ER SO BB IBB HBP BLK WP HR S P ERA WHIP	IP WLS BF H R ER SO BB IBB HBP BLK WP HR S P ERA WHIP	IP WLS BF H R ER SO BB IBB HBP BLK WP HR S P ERA WHIP	IP WLS BF H R ER SO BB IBB HBP BLK WP HR S P ERA WHIP	IP WLS BF H R ER SO BB IBB HBP BLK WP HR S P ERA WHIP	IP WLS BF H R ER SO BB IBB HBP BLK WP HR S P ERA WHIP	IP WLS BF H R ER SO BB IBB HBP BLK WP HR S P ERA WHIP	IP WLS BF H R ER SO BB IBB HBP BLK WP HR S P ERA WHIP	IP WLS BF H R ER SO BB IBB HBP BLK WP HR S P ERA WHIP	IP WLS BF H R ER SO BB IBB HBP BLK WP HR S P ERA WHIP	IP WLS BF H R ER SO BB IBB HBP BLK WP HR S P ERA WHIP	IP WLS BF H R ER SO BB IBB HBP BLK WP HR S P ERA WHIP	IP WLS BF H R ER SO BB IBB HBP BLK WP HR S P ERA WHIP	IP WLS BF H R ER SO BB IBB HBP BLK WP HR S P ERA WHIP	IP WLS BF H R ER SO BB IBB HBP BLK WP HR S P ERA WHIP	IP WLS BF H R ER SO BB IBB HBP BLK WP HR S P ERA WHIP	



Batter	1	2	3	4	5	6	7	8	9	AB	R	H	RBI	BB	SO	LOB	TOP										
Bobby Bonds, R OBP: 0.366, SLG: 0.473 (1, 9)										5	2	3	1	0	1	1	San Francisco Giants @ Cincinnati Reds Crosley Field, Cincinnati, OH Thu Jun 26 1969, 7:05 PM EDT Att: 8,922 - Unknown										
Ron Hunt, R OBP: 0.346, SLG: 0.305 Don Mason, L OBP: 0.299, SLG: 0.225 (1, 4) (6, 4)										4	0	2	1	0	0	0											
Willie Mays, R OBP: 0.384, SLG: 0.490 (1, 8)										4	0	0	0	1	0	1											
Willie McCovey, L OBP: 0.461, SLG: 0.723 (1, 3)										3	0	2	0	2	0	3											
Jim Davenport, R OBP: 0.330, SLG: 0.348 (1, 5)										4	0	1	0	1	0	5											
Ken Henderson, S OBP: 0.289, SLG: 0.358 (1, 7)										5	0	2	0	0	0	6											
Dick Dietz, R OBP: 0.370, SLG: 0.381 (1, 2)										4	0	0	0	0	2	4											
Hal Lanier, R OBP: 0.262, SLG: 0.262 (1, 6)										4	1	0	0	0	0	4											
Bobby Bolin, R OBP: 0.276, SLG: 0.292 Frank Linzy, R OBP: 0.200, SLG: 0.077 (1, 1) (9, 1)										3	1	1	2	1	2	3											
										0	0	0	0	0	0	0											
Inning Stats	R: 1 E: 0 K: 0 S: 4	H: 1 LOB: 1 BB: 1 P: 8	R: 3 E: 0 K: 0 S: 7	H: 4 LOB: 1 BB: 0 P: 7	R: 0 E: 0 K: 1 S: 6	H: 1 LOB: 3 BB: 2 P: 14	R: 0 E: 0 K: 0 S: 5	H: 2 LOB: 3 BB: 1 P: 9	R: 0 E: 0 K: 1 S: 5	H: 0 LOB: 1 BB: 1 P: 9	R: 0 E: 0 K: 2 S: 5	H: 2 LOB: 2 BB: 0 P: 5	R: 0 E: 0 K: 1 S: 3	H: 0 LOB: 0 BB: 0 P: 3	R: 0 E: 0 K: 0 S: 3	H: 1 LOB: 0 BB: 0 P: 3	1B: 8 2B: 0 3B: 1 HR: 2	SF: 0 SAC: 0 DP: 1 HBP: 0	WP: 0 PB: 0 SB: 0 CS: 0	PA: 42							
PITCHER	IP	WLS	BF	H	R	ER	SO	BB	IBB	HBP	BLK	WP	HR	S	P	ERA	WHIP										
Tony Cloninger, R ERA: 5.7 (1, 1)	2.0	L	14	5	4	4	0	3	0	0	0	0	2	11	23	18.00	4.000										
Pedro Ramos, R ERA: 3.27 (3, 1)	3.0		14	3	0	0	2	2	0	0	0	0	0	16	24	0.00	1.667										
Wayne Granger, R ERA: 3.02 (6, 1)	2.0		8	2	0	0	2	0	0	0	0	0	0	12	12	0.00	1.000										
Clay Carroll, R ERA: 2.78 (8, 1)	2.0		6	1	0	0	1	0	0	0	0	0	0	8	8	0.00	0.500										

Batter	1	2	3	4	5	6	7	8	9	AB	R	H	RBI	BB	SO	LOB	BOTTOM										
Pete Rose, S OBP: 0.401, SLG: 0.429 (1, 9)										4	0	0	0	0	0	1	San Francisco Giants @ Cincinnati Reds Crosley Field, Cincinnati, OH Thu Jun 26 1969, 7:05 PM EDT Att: 8,922 - Unknown										
Bobby Tolan, L OBP: 0.381, SLG: 0.557 (1, 8)										4	2	1	0	0	0	0											
Alex Johnson, R OBP: 0.385, SLG: 0.526 (1, 7)										4	0	2	0	0	0	0											
Tony Perez, R OBP: 0.380, SLG: 0.536 (1, 5)										3	0	0	1	0	0	2											
Lee May, R OBP: 0.346, SLG: 0.592 (1, 3)										2	0	0	1	0	2	0											
Johnny Bench, R OBP: 0.401, SLG: 0.532 (1, 2)										4	0	0	0	0	0	3											
Tommy Helms, R OBP: 0.279, SLG: 0.278 (1, 4) (8, 6)										4	0	1	0	0	0	3											
Darrel Chaney, S OBP: 0.310, SLG: 0.271 Jimmy Stewart, S OBP: 0.296, SLG: 0.286 (7, PH) (8, 4)										2	0	0	0	0	1	0											
Tony Cloninger, R ERA: 5.7 (1, 1) Pedro Ramos, S ERA: 3.27 (3, 1) Graldo Ruiz, S OBP: 0.270, SLG: 0.194 Wayne Granger, R ERA: 3.02 (6, 1) Jim Beauchamp, R OBP: 0.192, SLG: 0.250 Clay Carroll, R OBP: 0.200, SLG: 0.077 (9, 1) Fred Whitfield, L OBP: 0.145, SLG: 0.226 (9, PH)										0	0	0	0	0	0	0											
										1	0	0	0	0	0	0											
										0	0	0	0	0	0	0											
										0	0	0	0	0	0	0											
										0	0	0	0	0	0	0											
										0	0	0	0	0	0	0											
										0	0	0	0	0	0	0											
										0	0	0	0	0	0	0											
										0	0	0	0	0	0	0											
Inning Stats	R: 0 E: 0 K: 0 S: 3	H: 0 LOB: 0 BB: 0 P: 3	R: 0 E: 1 K: 1 S: 6	H: 0 LOB: 1 BB: 0 P: 6	R: 0 E: 0 K: 1 S: 5	H: 0 LOB: 0 BB: 0 P: 5	R: 1 E: 1 K: 0 S: 5	H: 1 LOB: 2 BB: 0 P: 6	R: 0 E: 0 K: 0 S: 3	H: 0 LOB: 0 BB: 0 P: 3	R: 1 E: 0 K: 0 S: 5	H: 2 LOB: 1 BB: 0 P: 5	R: 0 E: 0 K: 0 S: 3	H: 0 LOB: 1 BB: 1 P: 7	R: 0 E: 0 K: 0 S: 3	H: 0 LOB: 0 BB: 0 P: 3	R: 0 E: 0 K: 1 S: 6	H: 1 LOB: 2 BB: 1 P: 10	1B: 4 2B: 0 3B: 0 HR: 0	SF: 2 SAC: 0 DP: 0 HBP: 1	WP: 0 PB: 0 SB: 0 CS: 0	PA: 36					
PITCHER	IP	WLS	BF	H	R	ER	SO	BB	IBB	HBP	BLK	WP	HR	S	P	ERA	WHIP										
Bobby Bolin, R ERA: 4.2 (1, 1)	8.2	W	35	4	2	1	3	2	0	1	0	0	0	38	47	1.04	0.692										
Frank Linzy, R ERA: 3.42 (9, 1)	0.1	S	1	0	0	0	0	0	0	0	0	0	0	1	1	0.00	0.000										

Batter	1	2	3	4	5	6	7	8	9	AB	R	H	RBI	BB	SO	LOB	TOP			
Bobby Bonds, R OBP: 0.363, SLG: 0.466 (1, 9)	0-0 6-3		0-0 F8	4-0 BB			0-0 F8		0-0 E1 FC6-4	4	0	0	0	1	0	2	San Francisco Giants @ Cincinnati Reds Crosley Field, Cincinnati, OH Fri Jun 27 1969, 7:05 PM EDT Unknown livebaseballscorecards.com			
Ron Hunt, R OBP: 0.343, SLG: 0.300 (1, 4)	1-0 BB HBP		0-0 F8	0-0 F8			0-0 4-3		0-0 SF9	3	0	0	1	0	0	2				
Willie Mays, R OBP: 0.380, SLG: 0.481 (1, 8)	0-0 F8		4-0 BB BB		0-0 5-3			0-3 K	0-0 FC6-4 1-2 2-3 3-H	4	0	0	0	1	1	3				
Willie McCovey, L OBP: 0.465, SLG: 0.720 (1, 3)	4-0 BB		4-0 BB		0-0 4-3			4-0 G6-3 BB		1	0	0	0	3	0	0				
Jim Davenport, R OBP: 0.322, SLG: 0.339 (1, 5)	0-0 F7		0-0 1-3		0-0 5-3			0-0 G6-3		4	0	0	0	0	0	5				
Jim Ray Hart, R OBP: 0.340, SLG: 0.292 Ken Henderson, S OBP: 0.272, SLG: 0.360 (4, 7)		0-0 F7		1-0 G5-4-3 HBP			0-0 6-3		0-0 BB BB E	1	0	0	0	0	0	0				
Jack Hiatt, R Dave Marshall, L OBP: 0.333, SLG: 0.260 (9, PH)		0-0 F8		0-0 G5-4-3			0-0 5-3		0-0 F7	3	0	0	0	0	0	1				
Hal Lanier, R Bob Burda, L Tito Fuentes, S OBP: 0.143, SLG: 0.056 (9, FR)		0-0 E5		0-0 1B 2B			0-0 F3		4-0 E BB SF9 BB	3	1	1	0	0	0	0				
Juan Marichal, R Dick Dietz, R OBP: 0.374, SLG: 0.381 (9, PH)		0-0 5-3		0-0 BB 1B			0-0 6-3		4-0 1-2 2-3 BB	3	0	1	1	0	0	1				
Inning Stats	R: 0 E: 0 K: 0 S: 3	H: 0 LOB: 2 BB: 1 P: 8	R: 0 E: 1 K: 0 S: 4	H: 0 LOB: 1 BB: 0 P: 4	R: 0 E: 0 K: 0 S: 3	H: 0 LOB: 2 BB: 2 P: 11	R: 1 E: 0 K: 0 S: 4	H: 2 LOB: 0 BB: 0 P: 9	R: 0 E: 0 K: 0 S: 3	H: 0 LOB: 0 BB: 0 P: 3	R: 0 E: 0 K: 0 S: 3	H: 0 LOB: 0 BB: 0 P: 3	R: 0 E: 0 K: 1 S: 4	H: 0 LOB: 1 BB: 1 P: 8	R: 2 E: 1 K: 0 S: 5	H: 1 LOB: 2 BB: 2 P: 13		1B: 2 2B: 1 3B: 0 HR: 0	SF: 1 SAC: 0 DP: 2 HBP: 2	WP: 0 PA: 39 PB: 0 SB: 0 CS: 0
PITCHER	IP	WLS	BF	H	R	ER	SO	BB	IBB	HBP	BLK	WP	HR	S	P	ERA		WHIP		
Gerry Arigo, L ERA: 5.87 Clay Carroll, R ERA: 2.99 Wayne Granger, R ERA: 2.98	(1, 1)	6.0	26	2	1	1	0	4	0	2	0	0	0	20	38	1.50		1.000		
	(7, 1)	2.1	10	1	2	0	1	3	0	0	0	0	0	9	21	0.00		1.714		
	(9, 1)	0.2	3	0	0	0	0	0	0	0	0	0	0	3	3	0.00	0.000			

Batter	1	2	3	4	5	6	7	8	9	AB	R	H	RBI	BB	SO	LOB	BOTTOM			
Pete Rose, S OBP: 0.406, SLG: 0.446 (1, 9)	0-0 1-3		0-0 CS 1B			0-0 G4-6-3 1B		0-0 HR		4	1	3	3	0	0	0	San Francisco Giants @ Cincinnati Reds Crosley Field, Cincinnati, OH Fri Jun 27 1969, 7:05 PM EDT Unknown livebaseballscorecards.com			
Bobby Tolan, L OBP: 0.356, SLG: 0.550 (1, 8)	0-0 G3		0-0 CS	0-0 G3		0-0 G4-6-3		0-0 G3		4	0	0	0	0	0	1				
Alex Johnson, R Jimmy Stewart, S OBP: 0.286, SLG: 0.286 (9, 7)	0-3 K		0-0 5-3		0-0 5-3		0-0 F3	1-0 HBP		3	0	0	0	0	1	0				
Tony Perez, R OBP: 0.378, SLG: 0.535 (1, 5)		0-0 5-3		0-3 K		0-0 K		0-0 F2		4	1	1	0	0	1	1				
Lee May, R OBP: 0.346, SLG: 0.589 (1, 3)		0-3 K			0-3 K		0-0 SH2-4 1B			3	0	1	1	0	2	0				
Pat Corrales, R Clay Carroll, R Wayne Granger, R OBP: 0.182, SLG: 0.100 (9, 1)		0-0 1B			0-0 F4		0-0 SH2-4			2	0	1	0	0	0	0				
Tommy Helms, R OBP: 0.276, SLG: 0.275 (1, 4)		0-0 F8			0-0 6-3		0-0 F4			3	0	0	0	0	0	2				
Giraldo Ruiz, S OBP: 0.222, SLG: 0.235 (1, 6)			0-0 F9			0-0 WP 1B 2B		0-0 F9		3	1	1	0	0	0	0				
Gerry Arigo, L Johnny Bench, R OBP: 0.402, SLG: 0.532 (7, 2)			0-3 K			0-0 1-3		0-0 HR 1B		1	0	0	0	0	1	0				
Inning Stats	R: 0 E: 0 K: 1 S: 5	H: 0 LOB: 0 BB: 0 P: 5	R: 0 E: 0 K: 1 S: 6	H: 1 LOB: 1 BB: 0 P: 6	R: 0 E: 0 K: 1 S: 5	H: 0 LOB: 0 BB: 0 P: 5	R: 0 E: 0 K: 1 S: 5	H: 0 LOB: 0 BB: 0 P: 5	R: 1 E: 0 K: 0 S: 4	H: 2 LOB: 0 BB: 0 P: 4	R: 1 E: 0 K: 0 S: 5	H: 2 LOB: 1 BB: 0 P: 5	R: 2 E: 0 K: 0 S: 5	H: 2 LOB: 1 BB: 0 P: 6	1B: 5 2B: 2 3B: 0 HR: 1	SF: 0 SAC: 1 DP: 1 HBP: 1		WP: 1 PA: 32 PB: 0 SB: 0 CS: 1		
PITCHER	IP	WLS	BF	H	R	ER	SO	BB	IBB	HBP	BLK	WP	HR	S	P	ERA		WHIP		
Juan Marichal, R ERA: 2.16	(1, 1)	8.0	31	8	4	4	5	0	0	1	0	1	1	40	41	4.50		1.000		

Batter	1	2	3	4	5	6	7	8	9	AB	R	H	RBI	BB	SO	LOB	TOP					
Ken Henderson, S (1, 8) OBP: 0.273, SLG: 0.366 Dave Marshall, L (7, 9) OBP: 0.339, SLG: 0.267	F9		F9					G5-4-3 1B		3	0	1	0	0	0	0	San Francisco Giants @ Cincinnati Reds Crosley Field, Cincinnati, OH Fri Jun 27 1969, 7:05 PM EDT Att: 20,340 - Unknown					
Bobby Etheridge, R (1, 5) OBP: 0.444, SLG: 0.483	K			K		F8		G5-4-3 1-2		4	0	0	0	0	2	2						
Bobby Bonds, R (1, 9) OBP: 0.359, SLG: 0.459	F3			F7			F6		K	4	0	0	0	0	1	0						
Willie McCovey, L (1, 3) OBP: 0.465, SLG: 0.716 Bob Burda, L (5, 3) OBP: 0.299, SLG: 0.387		1B BB		K			1B 2B		G3	1	0	0	0	1	1	0						
Jim Ray Hart, R (1, 7) OBP: 0.351, SLG: 0.295		K			G6-4-3 1B		1B BB		FC5-4 BB	2	0	1	0	2	1	1						
Dick Dietz, R (1, 2) OBP: 0.394, SLG: 0.368		F8			G6-4-3 1-2		K		FC5-4 1-2	4	0	0	0	0	1	5						
Don Mason, L (1, 4) OBP: 0.308, SLG: 0.237					F8					3	0	2	1	0	0	0						
Hal Lanier, R (1, 6) OBP: 0.262, SLG: 0.266 Tito Fuentes, S (5, 6) OBP: 0.130, SLG: 0.050		CS		F4		F2	K			1	0	0	0	0	0	0						
Rich Robertson, R (1, 1) Ray Sadecki, L (2, 1) Ozzie Virgil, R (8, PH) Ron Kline, R (8, 1)				K		K		F9		2	0	0	0	0	2	0						
										1	0	0	0	0	0	0						
										0	0	0	0	0	0	0						
Inning Stats	R: 0 E: 0 K: 1 S: 5	H: 0 LOB: 0 BB: 0 P: 5	R: 0 E: 0 K: 1 S: 5	H: 1 LOB: 1 BB: 1 P: 9	R: 0 E: 0 K: 1 S: 5	H: 0 LOB: 0 BB: 0 P: 5	R: 0 E: 0 K: 2 S: 7	H: 0 LOB: 0 BB: 0 P: 7	R: 0 E: 0 K: 0 S: 3	H: 1 LOB: 0 BB: 0 P: 3	R: 0 E: 0 K: 1 S: 6	H: 1 LOB: 1 BB: 0 P: 6	R: 1 E: 0 K: 2 S: 9	H: 2 LOB: 2 BB: 1 P: 13	R: 0 E: 0 K: 0 S: 3	H: 1 LOB: 1 BB: 1 P: 3	R: 0 E: 0 K: 1 S: 5	H: 0 LOB: 1 BB: 1 P: 9	1B: 4 2B: 2 3B: 0 HR: 0	SF: 0 SAC: 0 DP: 2 HBP: 0	WP: 0 PB: 0 SB: 0 CS: 1	PA: 34
PITCHER Jim Merritt, L (1, 1) ERA: 4.01	IP: 9.0 WLS: W BF: 33 H: 6 R: 1 ER: 1 SO: 9 BB: 3 IBB: 0 HBP: 0 BLK: 0 WP: 0 HR: 0 S: 48 P: 60 ERA: 1.00 WHIP: 1.000															PITCHER						

Batter	1	2	3	4	5	6	7	8	9	AB	R	H	RBI	BB	SO	LOB	BOTTOM	
Pete Rose, S (1, 9) OBP: 0.410, SLG: 0.447	L6 1B				K			K		4	1	2	1	1	2	0	San Francisco Giants @ Cincinnati Reds Crosley Field, Cincinnati, OH Fri Jun 27 1969, 7:05 PM EDT Att: 20,340 - Unknown	
Jimmy Stewart, S (1, 7) OBP: 0.279, SLG: 0.279	L6 1-2	3H HR 1B	F5			F2		F7		5	1	1	0	0	3			
Bobby Tolan, L (1, 8) OBP: 0.360, SLG: 0.559	HR HBP 1B	HR 1B 2H		HR 1B		4-3		F8		4	3	2	3	0	0			
Tony Perez, R (1, 5) OBP: 0.380, SLG: 0.535	E9 1H 1B	HR 1B		K		F8				4	0	2	0	0	1			
Lee May, R (1, 3) OBP: 0.352, SLG: 0.607	K			HR 1B			1B SF7 2B			4	2	3	2	0	1			
Johnny Bench, R (1, 2) OBP: 0.403, SLG: 0.531		SH5-3 1B		K			PB 1B			4	1	2	0	0	1	2		
Tommy Helms, R (1, 4) OBP: 0.275, SLG: 0.276		SF8 1B	4-3	F3			SF7 1B			3	1	1	1	0	0			
Giraldo Ruiz, S (1, 6) OBP: 0.205, SLG: 0.216		SH5-3 1-2 2-3	E3 SH3-4		1-3		K			3	0	0	0	0	1	1		
Jim Merritt, L (1, 1) OBP: 0.189, SLG: 0.121		SF8 2-3 3H	SH3-4		K		K			2	0	0	1	0	2	1		
										1	0	0	0	0	0	0		
Inning Stats	R: 1 E: 1 K: 1 S: 6	H: 2 LOB: 1 BB: 0 P: 7	R: 5 E: 0 K: 0 S: 10	H: 7 LOB: 2 BB: 0 P: 10	R: 0 E: 1 K: 0 S: 4	H: 0 LOB: 2 BB: 1 P: 8	R: 2 E: 0 K: 2 S: 9	H: 2 LOB: 0 BB: 0 P: 9	R: 0 E: 0 K: 0 S: 3	H: 0 LOB: 0 BB: 0 P: 3	R: 1 E: 0 K: 2 S: 9	H: 2 LOB: 1 BB: 0 P: 9	R: 0 E: 0 K: 1 S: 5	H: 0 LOB: 0 BB: 0 P: 5	1B: 10 2B: 2 3B: 0 HR: 2	SF: 2 SAC: 2 DP: 1 HBP: 1	WP: 0 PB: 1 SB: 0 CS: 0	PA: 39
PITCHER Rich Robertson, R (1, 1) ERA: 6.54 Ray Sadecki, L (2, 1) ERA: 4.5 Ron Kline, R (8, 1) ERA: 5.73	IP: 1.2 WLS: L BF: 25 H: 7 R: 4 ER: 4 SO: 6 BB: 0 IBB: 1 HBP: 0 BLK: 0 WP: 0 HR: 2 S: 36 P: 40 ERA: 6.75 WHIP: 1.312															PITCHER		

Batter	1	2	3	4	5	6	7	8	9	AB	R	H	RBI	BB	SO	LOB	TOP										
Bobby Bonds, R OBP: 0.366, SLG: 0.466 (1,9)										5	1	2	0	0	2	2	San Francisco Giants @ San Diego Padres San Diego Stadium, San Diego, CA Mon Jun 30 1969, 10:05 PM EDT Att: 5,405 - Unknown livebaseballscorecards.com										
Ron Hunt, R OBP: 0.357, SLG: 0.308 (1,4)										3	1	1	2	2	0	1											
Willie Mays, R OBP: 0.375, SLG: 0.472 (1,8)										5	1	1	2	0	1	2											
Willie McCovey, L OBP: 0.269, SLG: 0.749 (1,3)										5	0	2	2	0	0	1											
Jim Ray Hart, R OBP: 0.352, SLG: 0.296 (1,7)										4	0	0	0	0	1	3											
Dave Marshall, L OBP: 0.341, SLG: 0.263 (7,7)										0	0	0	0	0	0	0											
Bobby Etheridge, R OBP: 0.453, SLG: 0.507 (1,5)										3	0	1	0	1	0	2											
Jack Hiatt, R OBP: 0.341, SLG: 0.358 (1,2)										4	0	0	0	0	2	2											
Hal Lanier, R OBP: 0.268, SLG: 0.272 (1,6)										4	2	2	0	0	0	0											
Mike McCormick, L OBP: 0.267, SLG: 0.357 (1,1)										4	1	0	0	0	2	2											
Inning Stats	R: 0 E: 0 K: 0 S: 3	H: 0 LOB: 0 BB: 0 P: 3	R: 0 E: 1 K: 1 S: 6	H: 1 LOB: 1 BB: 0 P: 6	R: 4 E: 1 K: 1 S: 9	H: 4 LOB: 1 BB: 1 P: 13	R: 2 E: 1 K: 2 S: 10	H: 2 LOB: 1 BB: 0 P: 10	R: 0 E: 0 K: 0 S: 3	H: 0 LOB: 1 BB: 1 P: 7	R: 0 E: 0 K: 0 S: 4	H: 1 LOB: 1 BB: 0 P: 4	R: 0 E: 0 K: 1 S: 5	H: 0 LOB: 0 BB: 0 P: 5	R: 0 E: 0 K: 2 S: 7	H: 0 LOB: 1 BB: 1 P: 11	1B: 6 2B: 3 3B: 0 HR: 0	SF: 0 SAC: 0 DP: 1 HBP: 0	WP: 1 PB: 0 SB: 2 CS: 0	PA: 40							
PITCHER	IP	WLS	BF	H	R	ER	SO	BB	IBB	HBP	BLK	WP	HR	S	P	ERA	WHIP										
Clay Kirby, R ERA: 4.28 (1,1)	3.2	L	20	7	6	4	4	1	0	0	0	1	0	27	31	9.82	2.182										
Gary Ross, R ERA: 4.55 (4,1)	3.1		13	2	0	0	1	1	0	0	0	0	0	14	18	0.00	0.900										
Jack Baldschun, R ERA: 3.57 (8,1)	2.0		7	0	0	0	3	1	0	0	0	0	0	12	16	0.00	0.500										

Batter	1	2	3	4	5	6	7	8	9	AB	R	H	RBI	BB	SO	LOB	BOTTOM										
John Spin, R OBP: 0.233, SLG: 0.333 (1,4)										4	1	2	0	0	0	0	San Francisco Giants @ San Diego Padres San Diego Stadium, San Diego, CA Mon Jun 30 1969, 10:05 PM EDT Att: 5,405 - Unknown livebaseballscorecards.com										
Roberto Pena, R OBP: 0.285, SLG: 0.272 (1,6)										4	0	1	0	0	2												
Ollie Brown, R OBP: 0.313, SLG: 0.413 (1,9)										4	0	1	0	0	1												
Nate Colbert, R OBP: 0.353, SLG: 0.556 (1,3)										3	0	0	0	1	0												
Al Ferrara, R OBP: 0.355, SLG: 0.455 (1,7)										3	0	1	1	0	1												
Ed Spiezio, R OBP: 0.309, SLG: 0.386 (1,5)										3	0	0	0	1	3												
Chris Cannizzaro, R OBP: 0.331, SLG: 0.333 (1,2)										3	0	1	0	0	2	1											
Cito Gaston, R OBP: 0.267, SLG: 0.290 (1,8)										3	0	1	0	0	0												
Clay Kirby, R OBP: 0.088, SLG: 0.031 (1,1)										1	0	0	0	0	0	0											
Gary Ross, R (4,1)										1	0	0	0	0	0	0											
Ivan Murrell, R OBP: 0.233, SLG: 0.218 (7,PH)										1	0	0	0	0	0	2											
Jack Baldschun, R OBP: 0.400, SLG: 0.250 (8,1)										0	0	0	0	0	0	0											
Inning Stats	R: 1 E: 0 K: 0 S: 5	H: 2 LOB: 2 BB: 1 P: 9	R: 0 E: 0 K: 1 S: 5	H: 0 LOB: 0 BB: 0 P: 5	R: 0 E: 0 K: 2 S: 7	H: 0 LOB: 1 BB: 1 P: 11	R: 0 E: 0 K: 0 S: 3	H: 0 LOB: 0 BB: 0 P: 3	R: 0 E: 0 K: 0 S: 5	H: 3 LOB: 2 BB: 0 P: 5	R: 0 E: 0 K: 0 S: 3	H: 1 LOB: 0 BB: 0 P: 3	R: 0 E: 0 K: 0 S: 3	H: 0 LOB: 0 BB: 0 P: 3	R: 0 E: 0 K: 0 S: 3	H: 0 LOB: 0 BB: 0 P: 3	1B: 7 2B: 0 3B: 0 HR: 0	SF: 1 SAC: 0 DP: 3 HBP: 0	WP: 0 PB: 0 SB: 0 CS: 0	PA: 33							
PITCHER	IP	WLS	BF	H	R	ER	SO	BB	IBB	HBP	BLK	WP	HR	S	P	ERA	WHIP										
Mike McCormick, L ERA: 2.99 (1,1)	9.0	W	33	7	1	1	3	2	0	0	0	0	0	37	45	1.00	1.000										

Batter	1	2	3	4	5	6	7	8	9	AB	R	H	RBI	BB	SO	LOB	TOP										
Bobby Bonds, R OBP: 0.366, SLG: 0.465 (1, 9)										5	2	2	0	0	1	2	San Francisco Giants @ San Diego Padres San Diego Stadium, San Diego, CA Tue Jul 01 1969, 10:05 PM EDT Att: 5,063 - Unknown livebaseballscorecards.com										
Ron Hunt, R OBP: 0.362, SLG: 0.315 (1, 4)										5	2	3	0	0	1	1											
Willie Mays, R OBP: 0.368, SLG: 0.462 (1, 8)										5	0	0	0	0	2	5											
Willie McCovey, L OBP: 0.466, SLG: 0.743 Bob Burda, L OBP: 0.292, SLG: 0.364 (8, 3)										3	1	1	2	0	1	1											
Jim Ray Hart, R OBP: 0.355, SLG: 0.297 Dave Marshall, L OBP: 0.341, SLG: 0.263 (7, 7)										3	0	1	0	1	1	1											
Bobby Etheridge, R OBP: 0.433, SLG: 0.481 Jim Davenport, R OBP: 0.322, SLG: 0.339 (7, 5)										4	0	0	0	0	1	5											
Jack Hiatt, R OBP: 0.351, SLG: 0.355 (1, 2)										1	0	0	1	3	0	0											
Hal Lanier, R OBP: 0.265, SLG: 0.268 (1, 6)										3	0	0	0	0	0	4											
Bobby Bolin, R OBP: 0.273, SLG: 0.321 (1, 1)										4	0	1	0	0	2	1											
Inning Stats	R: 2 E: 0 K: 2 S: 10	H: 3 LOB: 3 BB: 2 P: 18	R: 0 E: 0 K: 2 S: 8	H: 1 LOB: 1 BB: 0 P: 8	R: 0 E: 0 K: 1 S: 5	H: 0 LOB: 0 BB: 0 P: 5	R: 0 E: 0 K: 0 S: 3	H: 0 LOB: 1 BB: 1 P: 7	R: 1 E: 0 K: 0 S: 5	H: 2 LOB: 1 BB: 0 P: 5	R: 0 E: 0 K: 1 S: 5	H: 0 LOB: 0 BB: 0 P: 5	R: 2 E: 1 K: 1 S: 8	H: 2 LOB: 1 BB: 0 P: 8	R: 0 E: 0 K: 1 S: 4	H: 0 LOB: 0 BB: 1 P: 8		R: 0 E: 0 K: 1 S: 5	H: 0 LOB: 0 BB: 0 P: 5	1B: 7 2B: 2 3B: 0 HR: 0	SF: 1 SAC: 1 DP: 1 HBP: 0	WP: 0 PB: 2 SB: 1 CS: 0	PA: 39				
PITCHER	IP	WLS	BF	H	R	ER	SO	BB	IBB	HBP	BLK	WP	HR	S	P	ERA	WHIP										
Dick Kelley, L ERA: 3.94 (1, 1)	6.0		27	6	3	2	6	3	0	0	0	0	0	36	48	3.00	1.500										
Billy McCool, L ERA: 4.11 (7, 1)	3.0	L	12	2	2	0	3	1	0	0	0	0	0	17	21	0.00	1.000										

Batter	1	2	3	4	5	6	7	8	9	AB	R	H	RBI	BB	SO	LOB	BOTTOM										
John Spin, R OBP: 0.224, SLG: 0.320 (1, 4)										5	0	0	0	0	1	6	San Francisco Giants @ San Diego Padres San Diego Stadium, San Diego, CA Tue Jul 01 1969, 10:05 PM EDT Att: 5,063 - Unknown livebaseballscorecards.com										
Roberto Pena, R OBP: 0.283, SLG: 0.270 Jose Arcia, R OBP: 0.271, SLG: 0.250 (9, FR)										5	0	1	1	0	2	0											
Ollie Brown, R OBP: 0.311, SLG: 0.412 (1, 9)										5	0	1	0	0	0	1											
Nate Colbert, R OBP: 0.351, SLG: 0.550 (1, 3)										4	0	1	0	0	0	1											
Al Ferrara, R OBP: 0.353, SLG: 0.456 (1, 7)										4	2	1	0	0	0	1											
Ed Spiezio, R OBP: 0.311, SLG: 0.388 (1, 5)										4	1	2	1	0	0	1											
Walt Hrinjak, L OBP: 0.490, SLG: 0.200 Chris Cannizzaro, R OBP: 0.329, SLG: 0.332 (7, 2)										1	0	1	0	2	0	0											
Cito Gaston, R OBP: 0.267, SLG: 0.290 (1, 8)										4	0	1	1	0	2	3											
Dick Kelley, R OBP: 0.138, SLG: 0.172 Larry Stahl, L OBP: 0.242, SLG: 0.200 Billy McCool, R Van Kelly, L OBP: 0.208, SLG: 0.417 (9, PH)										2	0	0	0	0	1	4											
Inning Stats	R: 0 E: 0 K: 1 S: 6	H: 1 LOB: 1 BB: 0 P: 6	R: 1 E: 1 K: 1 S: 7	H: 1 LOB: 2 BB: 1 P: 11	R: 0 E: 0 K: 1 S: 5	H: 0 LOB: 0 BB: 0 P: 5	R: 1 E: 0 K: 2 S: 9	H: 2 LOB: 2 BB: 1 P: 13	R: 0 E: 0 K: 0 S: 4	H: 1 LOB: 1 BB: 0 P: 4	R: 1 E: 0 K: 1 S: 7	H: 3 LOB: 1 BB: 0 P: 7	R: 0 E: 0 K: 0 S: 3	H: 0 LOB: 0 BB: 0 P: 3	R: 0 E: 0 K: 1 S: 5	H: 0 LOB: 0 BB: 0 P: 5		R: 1 E: 0 K: 0 S: 5	H: 2 LOB: 1 BB: 0 P: 5	1B: 7 2B: 3 3B: 0 HR: 0	SF: 0 SAC: 0 DP: 0 HBP: 0	WP: 0 PB: 0 SB: 0 CS: 0	PA: 39				
PITCHER	IP	WLS	BF	H	R	ER	SO	BB	IBB	HBP	BLK	WP	HR	S	P	ERA	WHIP										
Bobby Bolin, R ERA: 4.08 (1, 1)	9.0	W	39	10	4	3	7	2	0	0	0	0	0	51	59	3.00	1.333										

Batter	1	2	3	4	5	6	7	8	9	AB	R	H	RBI	BB	SO	LOB	TOP				
Dave Marshall, L OBP: 0.338, SLG: 0.263 (1, 9)										4	1	1	0	0	2	0	San Francisco Giants @ San Diego Padres San Diego Stadium, San Diego, CA Wed Jul 02 1969, 10:05 PM EDT Att: 6,930 - Unknown				
Ron Hunt, R OBP: 0.360, SLG: 0.314 (1, 4)										4	1	1	0	0	0	0					
Bobby Bonds, R OBP: 0.365, SLG: 0.462 (1, 8)										4	0	1	1	0	1	0					
Willie McCovey, L OBP: 0.463, SLG: 0.734 (1, 3)										3	1	0	0	1	0	1					
Jim Ray Hart, R OBP: 0.355, SLG: 0.318 Willie Mays, R OBP: 0.366, SLG: 0.460 (1, 7)										3	1	1	2	0	0	0					
Jim Davenport, R OBP: 0.326, SLG: 0.343 (8, 5)										1	0	0	0	0	0	0					
Bobby Etheridge, R OBP: 0.418, SLG: 0.463 Jim Davenport, R OBP: 0.326, SLG: 0.343 (1, 5)										2	1	0	0	0	0	0					
Jack Hiatt, R OBP: 0.354, SLG: 0.350 (1, 2)										2	1	0	0	2	0	0					
Hal Lanier, R OBP: 0.265, SLG: 0.272 (1, 6)										4	0	1	2	0	0	2					
Juan Marichal, R OBP: 0.196, SLG: 0.208 (1, 1)										4	0	0	0	0	0	2					
Inning Stats	R: 2 E: 0 K: 0 S: 5	H: 3 LOB: 0 BB: 0 P: 5	R: 0 E: 0 K: 0 S: 3	H: 0 LOB: 0 BB: 0 P: 3	R: 0 E: 0 K: 1 S: 5	H: 0 LOB: 0 BB: 0 P: 5	R: 2 E: 0 K: 0 S: 4	H: 1 LOB: 1 BB: 2 P: 12	R: 0 E: 0 K: 1 S: 5	H: 0 LOB: 0 BB: 0 P: 5	R: 0 E: 0 K: 0 S: 4	H: 0 LOB: 1 BB: 0 P: 4	R: 0 E: 0 K: 0 S: 3	H: 0 LOB: 0 BB: 0 P: 3	R: 2 E: 0 K: 0 S: 5	H: 2 LOB: 1 BB: 1 P: 9	1B: 4 2B: 2 3B: 0 HR: 1	SF: 0 SAC: 0 DP: 1 HBP: 0	WP: 0 PB: 0 SB: 0 CS: 0	PA: 36	
PITCHER	IP	WLS	BF	H	R	ER	SO	BB	IBB	HBP	BLK	WP	HR	S	P	ERA	WHIP				
Joe Niekro, R ERA: 2.91 (1, 1)	5.0	L	20	4	4	4	2	2	0	0	0	0	1	22	30	7.20	1.200				
Gary Ross, R ERA: 4.77 (6, 1)	1.0		3	0	0	0	1	0	0	0	0	0	0	5	5	0.00	0.000				
Tommie Sisk, R ERA: 5.62 (7, 1)	3.0		13	2	2	2	0	1	0	0	0	0	0	12	16	6.00	1.000				

AB 33
R 6
H 6
RBI 5
BB 3
SO 3
LOB 5



Batter	1	2	3	4	5	6	7	8	9	AB	R	H	RBI	BB	SO	LOB	BOTTOM				
John Spin, R OBP: 0.230, SLG: 0.323 (1, 4)										5	1	2	0	0	0	0	San Francisco Giants @ San Diego Padres San Diego Stadium, San Diego, CA Wed Jul 02 1969, 10:05 PM EDT Att: 6,930 - Unknown				
Roberto Pena, R OBP: 0.285, SLG: 0.273 (1, 5)										5	1	2	0	0	0	3					
Ollie Brown, R OBP: 0.310, SLG: 0.410 (1, 9)										4	1	1	2	0	1	2					
Nate Colbert, R OBP: 0.350, SLG: 0.544 (1, 3)										4	0	1	0	0	1	2					
Al Ferrara, R OBP: 0.356, SLG: 0.460 (1, 7)										3	0	1	1	1	0	1					
Chris Cannizzaro, R OBP: 0.328, SLG: 0.330 (1, 2)										4	0	1	0	0	0	3					
Cito Gaston, R OBP: 0.266, SLG: 0.289 (1, 8)										4	0	1	0	0	2	2					
Tommy Dean, R OBP: 0.206, SLG: 0.207 Ed Spiezio, R OBP: 0.310, SLG: 0.386 (9, PH)										3	0	0	0	0	0	3					
Joe Niekro, R OBP: 0.310, SLG: 0.174 Van Kelly, L OBP: 0.249, SLG: 0.480 Gary Ross, R OBP: 0.285, SLG: 0.273 Ivan Murrell, R OBP: 0.285, SLG: 0.214 Tommie Sisk, R OBP: 0.310, SLG: 0.222 Larry Stahl, L OBP: 0.228, SLG: 0.197 (1, 1)										1	0	0	0	0	0	0					
Inning Stats	R: 0 E: 0 K: 1 S: 6	H: 1 LOB: 1 BB: 0 P: 6	R: 0 E: 0 K: 0 S: 4	H: 1 LOB: 1 BB: 0 P: 4	R: 0 E: 0 K: 1 S: 6	H: 1 LOB: 2 BB: 1 P: 10	R: 3 E: 0 K: 0 S: 7	H: 4 LOB: 1 BB: 0 P: 7	R: 0 E: 0 K: 1 S: 5	H: 0 LOB: 0 BB: 0 P: 5	R: 0 E: 0 K: 0 S: 3	H: 0 LOB: 0 BB: 0 P: 3	R: 0 E: 0 K: 1 S: 6	H: 1 LOB: 1 BB: 0 P: 6	R: 0 E: 0 K: 0 S: 4	H: 1 LOB: 1 BB: 0 P: 4		1B: 8 2B: 2 3B: 0 HR: 0	SF: 0 SAC: 0 DP: 0 HBP: 0	WP: 0 PB: 0 SB: 0 CS: 0	PA: 38
PITCHER	IP	WLS	BF	H	R	ER	SO	BB	IBB	HBP	BLK	WP	HR	S	P	ERA	WHIP				
Juan Marichal, R ERA: 2.22 (1, 1)	9.0	W	38	10	3	3	4	1	0	0	0	0	0	45	49	3.00	1.222				

AB 37
R 3
H 10
RBI 3
BB 1
SO 4
LOB 16



Batter	1	2	3	4	5	6	7	8	9	AB	R	H	RBI	BB	SO	LOB	TOP								
Felipe Alou, R OBP: 0.360, SLG: 0.413 (1, 8)										4	1	3	1	1	0	0	Atlanta Braves @ San Francisco Giants Candlestick Park, San Francisco, CA Thu Jul 03 1969, 6:33 AM EDT Att: 4,648 - Unknown								
Tony Gonzalez, L OBP: 0.326, SLG: 0.335 (1, 7)										5	0	2	0	0	0	2									
Hank Aaron, R OBP: 0.426, SLG: 0.644 (1, 9)										5	0	1	1	0	1	4									
Orlando Cepeda, R OBP: 0.332, SLG: 0.463 (1, 3)										5	0	1	0	0	2	4									
Clete Boyer, R OBP: 0.330, SLG: 0.373 (1, 5)										4	1	2	0	0	1	4									
Felix Milan, R OBP: 0.332, SLG: 0.373 (1, 4)										3	1	2	0	1	1	0									
Sonny Jackson, L OBP: 0.337, SLG: 0.337 (1, 6)										4	1	1	0	0	1	3									
Bob Didier, S OBP: 0.267, SLG: 0.275 (1, 2)										3	1	1	1	1	2	0									
Bob Tillman, R OBP: 0.277, SLG: 0.359 (9, 2)										0	0	0	0	0	0	0									
George Stone, L OBP: 0.192, SLG: 0.192 (1, 1)										4	0	1	2	0	0	1									
Cecil Upshaw, R OBP: 0.286, SLG: 0.714 (8, 1)										0	0	0	0	0	0	0									
Inning Stats	R: 1 E: 0 K: 1 S: 6	H: 2 LOB: 1 BB: 0 P: 6	R: 4 E: 0 K: 2 S: 14	H: 7 LOB: 3 BB: 0 P: 14	R: 0 E: 0 K: 1 S: 5	H: 0 LOB: 1 BB: 1 P: 9	R: 0 E: 0 K: 0 S: 3	H: 0 LOB: 0 BB: 0 P: 3	R: 0 E: 0 K: 0 S: 4	H: 2 LOB: 1 BB: 0 P: 4	R: 0 E: 0 K: 1 S: 5	H: 0 LOB: 1 BB: 1 P: 9	R: 0 E: 0 K: 2 S: 8	H: 1 LOB: 2 BB: 1 P: 12	R: 0 E: 0 K: 1 S: 5	H: 1 LOB: 1 BB: 0 P: 5	R: 0 E: 0 K: 0 S: 3	H: 1 LOB: 0 BB: 3 P: 3	1B: 13 2B: 2 3B: 0 HR: 0	SF: 0 SAC: 0 DP: 2 HBP: 0	WP: 1 PB: 0 SB: 0 CS: 2	PA: 40			
PITCHER	IP	WLS	BF	H	R	ER	SO	BB	IBB	HBP	BLK	WP	HR	S	P	ERA	WHIP								
Gaylord Perry, R ERA: 2.95 (1, 1)	1.0	L	10	8	5	5	1	0	0	0	0	1	0	12	12	45.00	8.000								
Ray Sadecki, L ERA: 4.19 (2, 1)	6.0		24	4	0	0	6	2	1	0	0	0	0	33	45	0.00	1.000								
Ron Kline, R ERA: 5.53 (8, 1)	2.0		6	2	0	0	1	0	0	0	0	0	0	8	8	0.00	1.000								

Batter	1	2	3	4	5	6	7	8	9	AB	R	H	RBI	BB	SO	LOB	BOTTOM								
Dave Marshall, L OBP: 0.347, SLG: 0.258 (1, 9)										2	0	0	0	2	2	1	Atlanta Braves @ San Francisco Giants Candlestick Park, San Francisco, CA Thu Jul 03 1969, 6:33 AM EDT Att: 4,648 - Unknown								
Ron Hunt, R OBP: 0.361, SLG: 0.320 (1, 4)									5	0	2	0	0	1	3										
Bobby Bonds, R OBP: 0.362, SLG: 0.458 (1, 8)									5	1	1	0	0	2	7										
Willie McCovey, L OBP: 0.461, SLG: 0.731 (1, 3)										1	0	0	0	0	1	1									
Bob Burda, L OBP: 0.293, SLG: 0.362 (4, PH) (5, 3)										3	2	1	0	1	0	2									
Jim Ray Hart, R OBP: 0.358, SLG: 0.318 (1, 7)										3	1	1	0	1	2	1									
Bobby Etheridge, R OBP: 0.423, SLG: 0.476 (1, 5)										4	0	2	1	0	1	4									
Jack Hiatt, R OBP: 0.346, SLG: 0.340 (1, 2)										4	0	0	0	0	1	3									
Hal Lanier, R OBP: 0.262, SLG: 0.269 (1, 6)										3	0	0	0	0	0	1									
Willie Mays, R OBP: 0.365, SLG: 0.458 (8, PH)										1	0	0	0	0	1	1									
Tito Fuentes, S OBP: 0.130, SLG: 0.050 (9, 6)										0	0	0	0	0	0	0									
Gaylord Perry, R OBP: 0.164, SLG: 0.115 (1, 1)										0	0	0	0	0	0	0									
Ray Sadecki, L OBP: 0.154, SLG: 0.240 (2, 1)										2	0	1	0	0	0	0									
Dick Dietz, R OBP: 0.361, SLG: 0.364 (7, PH)										1	0	0	0	0	1	0									
Ron Kline, R OBP: 0.361, SLG: 0.364 (8, 1)										0	0	0	0	0	0	0									
Don Mason, L OBP: 0.313, SLG: 0.243 (9, PH)										1	0	1	0	0	0	0									
Inning Stats	R: 0 E: 0 K: 1 S: 5	H: 1 LOB: 1 BB: 1 P: 9	R: 0 E: 0 K: 0 S: 3	H: 1 LOB: 0 BB: 0 P: 3	R: 0 E: 0 K: 2 S: 9	H: 2 LOB: 2 BB: 0 P: 9	R: 1 E: 0 K: 1 S: 7	H: 2 LOB: 1 BB: 0 P: 7	R: 0 E: 0 K: 2 S: 7	H: 0 LOB: 1 BB: 0 P: 8	R: 0 E: 0 K: 2 S: 8	H: 1 LOB: 1 BB: 0 P: 8	R: 0 E: 0 K: 2 S: 7	H: 0 LOB: 0 BB: 0 P: 7	R: 3 E: 1 K: 2 S: 9	H: 1 LOB: 1 BB: 2 P: 17	R: 0 E: 0 K: 0 S: 4	H: 1 LOB: 2 BB: 1 P: 8	1B: 7 2B: 2 3B: 0 HR: 0	SF: 0 SAC: 0 DP: 2 HBP: 1	WP: 1 PB: 0 SB: 0 CS: 0	PA: 40			
PITCHER	IP	WLS	BF	H	R	ER	SO	BB	IBB	HBP	BLK	WP	HR	S	P	ERA	WHIP								
George Stone, L ERA: 2.87 (1, 1)	7.1	W	32	8	4	1	10	3	0	1	0	0	0	48	61	1.23	1.500								
Cecil Upshaw, R ERA: 3.04 (8, 1)	1.2	S	8	1	0	0	2	1	0	0	0	1	0	11	15	0.00	1.200								



Batter	1	2	3	4	5	6	7	8	9	10	AB	R	H	RBI	BB	SO	LOB	TOP	
Felipe Alou, R OBP: 0.360, SLG: 0.409 (1, 8)											5	0	1	0	1	0	5	Atlanta Braves @ San Francisco Giants Candlestick Park, San Francisco, CA Fri Jul 04 1969, 6:33 AM EDT Unknown livebaseballscorecards.com	
Felix Millan, R OBP: 0.333, SLG: 0.372 (1, 4)											4	2	1	0	0	0	2		
Hank Aaron, R OBP: 0.432, SLG: 0.645 Mike Lum, L OBP: 0.331, SLG: 0.319 (9, PR) (9, 9)											3	1	2	1	1	0	1		
Orlando Cepeda, R OBP: 0.330, SLG: 0.456 (1, 3)											4	0	0	0	1	0	7		
Clete Boyer, R OBP: 0.328, SLG: 0.366 (1, 5)											3	1	0	1	1	0	4		
Bob Aspromonte, R OBP: 0.321, SLG: 0.352 Tony Gonzalez, L OBP: 0.324, SLG: 0.332 (8, PH) (8, 7)											3	0	1	2	0	1	0		
Bob Tillman, R OBP: 0.274, SLG: 0.377 (1, 2)											5	1	1	1	0	0	2		
Sonny Jackson, L OBP: 0.335, SLG: 0.335 (1, 6)												5	0	1	1	0	0		
Mitt Pappas, R OBP: 0.257, SLG: 0.233 Cecil Upshaw, R OBP: 0.375, SLG: 0.750 Gary Neibauer, R Claude Raymond, R OBP: 0.353, SLG: 0.333 Paul Doyle, L (10, 1) (10, 1)											0	0	0	0	2	0	0		
Inning Stats	R: 0 E: 0 K: 0 S: 4	H: 1 LOB: 2 BB: 1 P: 8	R: 0 E: 0 K: 0 S: 3	H: 0 LOB: 0 BB: 0 P: 3	R: 0 E: 1 K: 0 S: 4	H: 0 LOB: 1 BB: 0 P: 4	R: 0 E: 0 K: 1 S: 5	H: 0 LOB: 0 BB: 0 P: 5	R: 0 E: 0 K: 0 S: 3	H: 1 LOB: 1 BB: 1 P: 7	R: 0 E: 0 K: 0 S: 3	H: 0 LOB: 0 BB: 0 P: 3	R: 2 E: 0 K: 0 S: 5	H: 2 LOB: 2 BB: 0 P: 7	R: 1 E: 0 K: 1 S: 6	H: 1 LOB: 0 BB: 0 P: 6	1B: 7 2B: 0 3B: 0 HR: 1		SF: 1 SAC: 0 DP: 1 HBP: 2
PITCHER	IP 5.2	WLS 26	BF 4	H 3	R 3	ER 3	SO 1	BB 4	IBB 0	HBP 0	BLK 0	WP 0	HR 0	S 24	P 40	ERA 4.76	WHIP 1.412		
Mike McCormick, L ERA: 3.1	(1, 1)																		
Ron Kline, R ERA: 5.36	(6, 1)	1.1	6	1	0	0	0	2	0	0	0	0	0	4	12	0.00	2.250		
Frank Linzy, R ERA: 4.18	(8, 1)	3.0	W	14	3	3	3	1	0	0	2	0	0	1	14	9.00	1.000		

Batter	1	2	3	4	5	6	7	8	9	10	AB	R	H	RBI	BB	SO	LOB	BOTTOM			
Bobby Bonds, R OBP: 0.366, SLG: 0.478 (1, 9)											4	2	2	2	1	1	0	Atlanta Braves @ San Francisco Giants Candlestick Park, San Francisco, CA Fri Jul 04 1969, 6:33 AM EDT Unknown livebaseballscorecards.com			
Ron Hunt, R OBP: 0.358, SLG: 0.318 (1, 4)											5	0	1	0	0	2	2				
Willie Mays, R OBP: 0.365, SLG: 0.454 (1, 8)											4	0	1	0	1	2	3				
Willie McCovey, L OBP: 0.455, SLG: 0.718 Don Mason, L OBP: 0.318, SLG: 0.243 (1, 3) (10, 6)											4	0	0	0	0	2	3				
Jim Ray Hart, R OBP: 0.369, SLG: 0.312 Tito Fuentes, S OBP: 0.130, SLG: 0.050 (1, 7) (10, PR)											3	0	0	0	2	0	1				
Jim Davenport, R OBP: 0.323, SLG: 0.357 (1, 5)											5	1	1	1	0	0	3				
Dick Dietz, R OBP: 0.362, SLG: 0.361 (1, 2)											4	1	1	0	1	0	4				
Hal Lanier, R OBP: 0.263, SLG: 0.267 Bob Burda, L OBP: 0.312, SLG: 0.437 (1, 6) (9, PH) (10, 3)											2	0	0	0	1	0	2				
Mike McCormick, L OBP: 0.250, SLG: 0.333 Ron Kline, R ERA: 3.44 Dave Marshall, L OBP: 0.345, SLG: 0.256 Frank Linzy, R OBP: 0.294, SLG: 0.143 (1, 1) (6, 1) (7, PH) (8, 1)											2	0	0	0	0	1	0				
Inning Stats	R: 0 E: 0 K: 1 S: 6	H: 1 LOB: 1 BB: 6 P: 6	R: 1 E: 0 K: 0 S: 3	H: 1 LOB: 0 BB: 1 P: 7	R: 1 E: 0 K: 2 S: 8	H: 1 LOB: 1 BB: 1 P: 12	R: 0 E: 0 K: 0 S: 3	H: 0 LOB: 1 BB: 1 P: 7	R: 0 E: 0 K: 1 S: 5	H: 0 LOB: 0 BB: 0 P: 5	R: 0 E: 0 K: 1 S: 5	H: 0 LOB: 1 BB: 1 P: 9	R: 1 E: 0 K: 0 S: 5	H: 2 LOB: 1 BB: 0 P: 5	R: 2 E: 0 K: 2 S: 10	H: 3 LOB: 2 BB: 14 P: 14	R: 2 E: 1 K: 0 S: 3		H: 1 LOB: 3 BB: 11 P: 11	1B: 4 2B: 1 3B: 0 HR: 4	SF: 0 SAC: 0 DP: 1 HBP: 0
PITCHER	IP 6.0	WLS 23	BF 3	H 2	R 2	ER 3	SO 6	BB 3	IBB 0	HBP 0	BLK 0	WP 0	HR 2	S 32	P 44	ERA 3.00	WHIP 1.000				
Mitt Pappas, R ERA: 3.47	(1, 1)																				
Cecil Upshaw, R ERA: 3.44	(7, 1)	2.1	13	5	3	3	1	1	0	0	0	0	0	2	14	11.57	2.571				
Gary Neibauer, R ERA: 4.18	(9, 1)	0.2	L	5	0	2	1	2	3	0	0	0	1	0	6	13.50	4.500				
Claude Raymond, R ERA: 6.03	(10, 1)	0.1	2	0	0	0	0	0	0	0	0	0	0	0	2	0.00	0.000				
Paul Doyle, L ERA: 5.39	(10, 1)	0.0	1	1	0	0	0	0	0	0	0	0	0	0	1	∞	∞				

Batter	1	2	3	4	5	6	7	8	9	AB	R	H	RBI	BB	SO	LOB	TOP			
Felipe Alou, R OBP: 0.356, SLG: 0.402 (1,8)	6-3		1B SH1-4 BB		F3		F8		F5	4	1	0	0	1	0	1	Atlanta Braves @ San Francisco Giants Candlestick Park, San Francisco, CA Fri Jul 04, 1969, 6:38 AM EDT Att: 22,014 - Unknown			
Sonny Jackson, L OBP: 0.330, SLG: 0.330 (1,6)	G3		SH1-4		1-3		3-1		F9	4	0	0	0	0	0	1				
Tony Gonzalez, L OBP: 0.326, SLG: 0.335 (1,7)	4-3		1B 2-3		E3 1B		FC6-4 1B			4	0	2	0	0	0	0				
Tito Francona, L OBP: 0.400, SLG: 0.415 (1,3)		F7	1-3 3-H 1B		1-3 1B		FC6-4 1-2			4	0	2	1	0	0	1				
Clete Boyer, R OBP: 0.331, SLG: 0.367 (1,5)		2B SF9 1B			5-3			F8		3	1	1	0	1	0	2				
Felix Milten, R OBP: 0.332, SLG: 0.373 (1,4)		SF9 1-3 1B 2B		6-3		F5		1-3		4	1	1	0	0	0	2				
Mike Lum, L OBP: 0.328, SLG: 0.319 (1,9)		SF9 2-3 3-H 1B		1-3		1B		F5		3	0	1	1	0	0	0				
Bob Didier, S OBP: 0.273, SLG: 0.282 (1,2)		3-H 1B		6-3		K				4	0	2	1	0	1	1				
Ron Reed, R OBP: 0.143, SLG: 0.146 (1,1)		4-3		F3		6-3			F9	3	0	0	0	0	0	2				
Paul Doyle, L (8, 1)										0	0	0	0	0	0	0				
Tommie Aaron, R OBP: 0.333, SLG: 0.333 (9, PH)										1	0	0	0	0	0	1				
Inning Stats	R: 0 E: 0 K: 0 S: 3	H: 0 LOB: 0 BB: 0 P: 3	R: 2 E: 0 K: 0 S: 6	H: 3 LOB: 1 BB: 0 P: 6	R: 1 E: 0 K: 0 S: 4	H: 2 LOB: 2 BB: 2 P: 12	R: 0 E: 0 K: 0 S: 3	H: 0 LOB: 0 BB: 0 P: 3	R: 0 E: 1 K: 1 S: 5	H: 1 LOB: 2 BB: 0 P: 5	R: 0 E: 0 K: 0 S: 4	H: 1 LOB: 1 BB: 0 P: 4	R: 0 E: 0 K: 0 S: 3	H: 0 LOB: 0 BB: 0 P: 3	R: 0 E: 0 K: 0 S: 4	H: 1 LOB: 1 BB: 0 P: 4	1B: 8 2B: 1 3B: 0 HR: 0	SF: 1 SAC: 1 DP: 0 HBP: 0	WP: 0 PB: 0 SB: 0 CS: 0	PA: 38
PITCHER Ron Herbel, R ERA: 4.21 (1, 1)	IP: 9.0 WLS: W BF: 38 H: 9 R: 3 ER: 3 SO: 1 BB: 2 IBB: 0 HBP: 0 BLK: 0 WP: 0 HR: 0 S: 38 P: 46 ERA: 3.00 WHIP: 1.222															PITCHER				



Batter	1	2	3	4	5	6	7	8	9	AB	R	H	RBI	BB	SO	LOB	BOTTOM			
Don Mason, L OBP: 0.316, SLG: 0.237 (1,5) (9,6)	4-3		4-3			1B BB 1B	F4			3	1	0	0	1	0	0	Atlanta Braves @ San Francisco Giants Candlestick Park, San Francisco, CA Fri Jul 04, 1969, 6:38 AM EDT Att: 22,014 - Unknown			
Ron Hunt, R OBP: 0.356, SLG: 0.314 (1,4)	F5				F7	1B 1B BB	F6			3	1	0	0	1	0	0				
Bobby Bonds, R OBP: 0.367, SLG: 0.488 (1,8) (7,9)	5-3				HR	1-2 2-3 1B 1B	K			4	2	2	1	0	1	0				
Jim Ray Hart, R OBP: 0.364, SLG: 0.318 (1,7)					K	1B WP 1B				3	1	2	1	0	1	0				
Willie Mays, R OBP: 0.358, SLG: 0.454 (7,8)		F2 1B			K	1-2 2-3 3-H 1B				0	1	0	0	1	0	0				
Bob Burda, L OBP: 0.321, SLG: 0.453 (1,3)		F2 1-2			2B	F8				4	0	2	0	0	0	4				
Dave Marshall, L OBP: 0.342, SLG: 0.256 (1,9) (7,7)		F2			4-3	4-3 WP 1B 1B				4	1	1	2	0	0	4				
Bob Barton, R OBP: 0.160, SLG: 0.160 (1,2)		5-3			6-3	4-3 1-3 3-H 1B				4	0	0	0	0	0	3				
Hal Lanier, R OBP: 0.263, SLG: 0.268 (1,6)					F9	6-3 3-H 1B				3	0	1	1	0	0	0				
Jim Davenport, R OBP: 0.326, SLG: 0.357 (8, PH) (9,5)					F6	1-2 2-H 1B				0	0	0	0	1	0	0				
Ron Herbel, R (1, 1)					K	5-3 3-H 1B				4	0	0	0	0	3	3				
Inning Stats	R: 0 E: 0 K: 0 S: 3	H: 0 LOB: 0 BB: 0 P: 3	R: 0 E: 0 K: 0 S: 4	H: 1 LOB: 1 BB: 0 P: 4	R: 0 E: 0 K: 1 S: 5	H: 0 LOB: 0 BB: 0 P: 5	R: 1 E: 0 K: 1 S: 7	H: 2 LOB: 1 BB: 0 P: 7	R: 0 E: 0 K: 0 S: 3	H: 0 LOB: 0 BB: 0 P: 3	R: 5 E: 0 K: 1 S: 9	H: 4 LOB: 1 BB: 2 P: 17	R: 0 E: 0 K: 1 S: 5	H: 0 LOB: 0 BB: 0 P: 5	R: 1 E: 1 K: 1 S: 6	H: 1 LOB: 2 BB: 2 P: 14	1B: 6 2B: 1 3B: 0 HR: 1	SF: 0 SAC: 0 DP: 0 HBP: 0	WP: 1 PB: 1 SB: 0 CS: 0	PA: 36
PITCHER Ron Reed, R ERA: 3.99 (1, 1)	IP: 7.0 WLS: L BF: 32 H: 8 R: 7 ER: 6 SO: 4 BB: 3 IBB: 0 HBP: 0 BLK: 0 WP: 1 HR: 1 S: 37 P: 49 ERA: 7.71 WHIP: 1.571															PITCHER				
Paul Doyle, L ERA: 3.0 (8, 1)	IP: 1.0 WLS: L BF: 4 H: 0 R: 0 ER: 0 SO: 1 BB: 0 IBB: 1 HBP: 0 BLK: 0 WP: 0 HR: 0 S: 5 P: 9 ERA: 0.00 WHIP: 0.000															PITCHER				



Batter	1	2	3	4	5	6	7	8	9	AB	R	H	RBI	BB	SO	LOB	TOP										
Felipe Alou, R OBP: 0.357, SLG: 0.401 (1, 8)										3	1	1	1	1	0	1	Atlanta Braves @ San Francisco Giants Candlestick Park, San Francisco, CA Sat Jul 05 1969, 6:33 AM EDT Att: 15,988 - Unknown										
Sonny Jackson, L OBP: 0.333, SLG: 0.331 (1, 6)										2	0	1	0	1	0	1											
Gil Garrido, R OBP: 0.258, SLG: 0.323 (5, 6)										2	1	1	0	0	1	0											
Tony Gonzalez, L OBP: 0.331, SLG: 0.337 (1, 7)										4	2	2	2	1	1	1											
Orlando Cepeda, R OBP: 0.328, SLG: 0.455 (1, 3)										5	1	1	1	0	0	3											
Clete Boyer, R OBP: 0.329, SLG: 0.365 (1, 5)										4	0	1	2	0	1	3											
Felix Milán, R OBP: 0.311, SLG: 0.372 (1, 4)										4	0	1	0	0	0	1											
Mike Lum, L OBP: 0.319, SLG: 0.308 (1, 9)										4	0	0	0	0	1	3											
Bob Didier, S OBP: 0.286, SLG: 0.295 (1, 2)										4	2	3	0	0	0	0											
Phil Niekro, R OBP: 0.140, SLG: 0.163 (1, 1)										3	0	0	0	0	2	2											
Inning Stats	R: 0 E: 0 K: 0 S: 4	H: 1 LOB: 2 BB: 1 P: 8	R: 0 E: 0 K: 0 S: 3	H: 0 LOB: 0 BB: 0 P: 3	R: 0 E: 0 K: 1 S: 6	H: 1 LOB: 1 BB: 0 P: 6	R: 0 E: 1 K: 0 S: 4	H: 0 LOB: 1 BB: 0 P: 4	R: 1 E: 0 K: 2 S: 9	H: 2 LOB: 1 BB: 0 P: 9	R: 5 E: 1 K: 1 S: 10	H: 5 LOB: 1 BB: 1 P: 14	R: 0 E: 0 K: 1 S: 5	H: 1 LOB: 0 BB: 0 P: 5	R: 0 E: 0 K: 1 S: 5	H: 0 LOB: 0 BB: 0 P: 5	1B: 10 2B: 1 3B: 0 HR: 0	SF: 1 SAC: 1 DP: 1 HBP: 0	WP: 1 PB: 0 SB: 2 CS: 1	PA: 41							
PITCHER	IP	WLS	BF	H	R	ER	SO	BB	IBB	HBP	BLK	WP	HR	S	P	ERA	WHIP										
Bobby Bolin, R ERA: 4.38 (1, 1)	6.1	L	31	9	7	6	4	2	1	0	0	1	0	36	48	8.53	1.737										
Rich Robertson, R ERA: 6.03 (7, 1)	2.2		9	2	0	0	2	0	0	0	0	0	0	13	13	0.00	0.750										

Batter	1	2	3	4	5	6	7	8	9	AB	R	H	RBI	BB	SO	LOB	BOTTOM										
Bobby Bonds, R OBP: 0.366, SLG: 0.485 (1, 9)										4	1	1	0	0	2	0	Atlanta Braves @ San Francisco Giants Candlestick Park, San Francisco, CA Sat Jul 05 1969, 6:33 AM EDT Att: 15,988 - Unknown										
Ron Hunt, R OBP: 0.358, SLG: 0.317 (1, 4)										4	0	2	1	0	0	0											
Willie Mays, R OBP: 0.366, SLG: 0.448 (1, 8)										3	0	0	0	1	0	1											
Jim Ray Hart, R OBP: 0.362, SLG: 0.317 (1, 7)										4	0	1	0	0	0	2											
Jim Davenport, R OBP: 0.321, SLG: 0.351 (1, 5)										3	0	0	0	0	0	1											
Tito Fuentes, S OBP: 0.125, SLG: 0.048 (8, 6)										1	0	0	0	0	0	1											
Bob Burda, L OBP: 0.310, SLG: 0.436 (1, 3)										3	0	0	0	0	2	0											
Don Mason, L OBP: 0.309, SLG: 0.231 (1, 6)										3	0	0	0	0	1	0											
Bob Barton, R OBP: 0.179, SLG: 0.179 (1, 2)										3	0	1	0	0	0	0											
Bobby Bolin, R OBP: 0.257, SLG: 0.300 (1, 1)										2	0	0	0	0	0	1											
Rich Robertson, R ERA: 6.03 (7, 1)										1	0	0	0	0	1	0											
Inning Stats	R: 1 E: 0 K: 0 S: 5	H: 2 LOB: 1 BB: 0 P: 5	R: 0 E: 0 K: 2 S: 8	H: 1 LOB: 0 BB: 0 P: 8	R: 0 E: 0 K: 1 S: 5	H: 1 LOB: 1 BB: 1 P: 9	R: 0 E: 0 K: 0 S: 3	H: 0 LOB: 0 BB: 0 P: 3	R: 0 E: 0 K: 0 S: 3	H: 0 LOB: 0 BB: 0 P: 3	R: 0 E: 0 K: 1 S: 5	H: 0 LOB: 0 BB: 0 P: 5	R: 0 E: 0 K: 2 S: 7	H: 0 LOB: 0 BB: 0 P: 7	R: 0 E: 0 K: 0 S: 4	H: 1 LOB: 1 BB: 0 P: 4	1B: 5 2B: 0 3B: 0 HR: 0	SF: 0 SAC: 0 DP: 0 HBP: 0	WP: 0 PB: 0 SB: 1 CS: 1	PA: 33							
PITCHER	IP	WLS	BF	H	R	ER	SO	BB	IBB	HBP	BLK	WP	HR	S	P	ERA	WHIP										
Phil Niekro, R ERA: 2.16 (1, 1)	9.0	W	32	5	1	1	6	1	0	0	0	0	0	43	47	1.00	0.667										



Batter	1	2	3	4	5	6	7	8	9	AB	R	H	RBI	BB	SO	LOB	TOP			
Felipe Alou, R OBP: 0.355, SLG: 0.398 (1, 8)										4	0	1	0	0	0	0				
Mike Lum, L OBP: 0.309, SLG: 0.298 (1, 9)										4	0	0	0	0	0	1				
Tony Gonzalez, L OBP: 0.330, SLG: 0.340 (1, 7)										4	1	1	0	0	1	1				
Tito Francona, L OBP: 0.392, SLG: 0.397 (1, 3)										3	0	0	0	1	0	1				
Clete Boyer, R OBP: 0.328, SLG: 0.363 (1, 5)										4	0	1	1	0	1	0				
Felix Milten, R OBP: 0.333, SLG: 0.373 (1, 4)										4	0	2	0	0	0	2				
Bob Didier, S OBP: 0.278, SLG: 0.287 (1, 2)										4	0	0	0	0	0	2				
Gil Garrido, R OBP: 0.265, SLG: 0.303 (1, 6)										2	0	0	0	1	0	0				
Jim Britton, R OBP: 0.316, SLG: 0.349 (7, PH) Claude Raymond, R OBP: 0.333, SLG: 0.333 (7, 1)										2	0	0	0	0	2	2				
Inning Stats	R: 0 E: 0 K: 1 S: 5	H: 0 LOB: 0 BB: 0 P: 5	R: 0 E: 0 K: 0 S: 4	H: 1 LOB: 1 BB: 0 P: 4	R: 0 E: 0 K: 1 S: 5	H: 0 LOB: 0 BB: 0 P: 5	R: 0 E: 0 K: 0 S: 3	H: 0 LOB: 0 BB: 0 P: 3	R: 0 E: 0 K: 2 S: 8	H: 1 LOB: 2 BB: 1 P: 12	R: 0 E: 0 K: 0 S: 5	H: 0 LOB: 0 BB: 0 P: 3	R: 0 E: 0 K: 1 S: 6	H: 1 LOB: 1 BB: 0 P: 6	R: 0 E: 0 K: 0 S: 3	H: 0 LOB: 0 BB: 0 P: 3	1B: 4 2B: 1 3B: 0 HR: 0	SF: 0 SAC: 0 DP: 0 HBP: 0	WP: 0 PB: 0 SB: 0 CS: 0	PA: 34
PITCHER Juan Marichal, R ERA: 2.14 (1, 1)	IP: 9.0 WLS: W BF: 34 H: 5 R: 1 ER: 1 SO: 5 BB: 0 IBB: 2 HBP: 0 BLK: 1 WP: 0 HR: 0 S: 42 P: 50 ERA: 1.00 WHIP: 0.556															PITCHER				

Atlanta Braves @ San Francisco Giants
Candlestick Park, San Francisco, CA
Sun Jul 06 1969, 6:33 AM EDT
Unknown

AB 32
R 1
H 5
RBI 1
BB 2
SO 5
LOB 9



Batter	1	2	3	4	5	6	7	8	9	AB	R	H	RBI	BB	SO	LOB	BOTTOM			
Bobby Bonds, R OBP: 0.372, SLG: 0.502 (1, 9)										2	1	2	3	2	0	0				
Ron Hunt, R OBP: 0.352, SLG: 0.310 (1, 4)										5	0	0	0	0	3	6				
Willie Mays, R OBP: 0.364, SLG: 0.443 (1, 8)										3	0	0	0	1	0	1				
Willie McCovey, L OBP: 0.456, SLG: 0.714 (1, 3)										3	0	1	0	1	1	0				
Jim Ray Hart, R OBP: 0.361, SLG: 0.313 (1, 7) Dave Marshall, L OBP: 0.340, SLG: 0.254 (6, 7)										2	0	0	0	1	1	5				
Jim Davenport, R OBP: 0.325, SLG: 0.354 (1, 5)										4	0	2	0	0	0	0				
Tito Fuentes, S OBP: 0.214, SLG: 0.208 (1, 6)										3	1	2	0	1	1	2				
Bob Barton, R OBP: 0.226, SLG: 0.172 (1, 2)										1	0	0	0	1	0	1				
Juan Marichal, R OBP: 0.182, SLG: 0.192 (1, 1)										4	1	0	0	0	1	5				
Inning Stats	R: 0 E: 0 K: 1 S: 5	H: 0 LOB: 2 BB: 2 P: 13	R: 0 E: 0 K: 0 S: 2	H: 0 LOB: 0 BB: 1 P: 6	R: 0 E: 0 K: 2 S: 9	H: 2 LOB: 3 BB: 1 P: 13	R: 0 E: 0 K: 2 S: 9	H: 2 LOB: 3 BB: 1 P: 13	R: 0 E: 0 K: 1 S: 6	H: 1 LOB: 2 BB: 1 P: 10	R: 2 E: 0 K: 0 S: 4	H: 1 LOB: 0 BB: 1 P: 8	R: 0 E: 0 K: 1 S: 5	H: 0 LOB: 0 BB: 0 P: 5	R: 1 E: 0 K: 0 S: 4	H: 1 LOB: 1 BB: 0 P: 5	1B: 4 2B: 1 3B: 1 HR: 1	SF: 1 SAC: 1 DP: 1 HBP: 1	WP: 0 PB: 0 SB: 1 CS: 0	PA: 38
PITCHER Jim Britton, R ERA: 4.94 (1, 1) Claude Raymond, R ERA: 5.94 (7, 1)	IP: 6.0 WLS: L BF: 30 H: 6 R: 2 ER: 2 SO: 6 BB: 6 IBB: 1 HBP: 0 BLK: 0 WP: 0 HR: 1 S: 35 P: 63 ERA: 3.00 WHIP: 2.000															PITCHER				

Atlanta Braves @ San Francisco Giants
Candlestick Park, San Francisco, CA
Sun Jul 06 1969, 6:33 AM EDT
Unknown

AB 28
R 3
H 7
RBI 3
BB 7
SO 7
LOB 20



Batter	1	2	3	4	5	6	7	8	9	AB	R	H	RBI	BB	SO	LOB	TOP					
Felipe Alou, R OBP: 0.350, SLG: 0.392 (1, 8)	G1		G4-6-3			6-3		K		4	0	0	0	0	1	2						
Felix Milan, R OBP: 0.332, SLG: 0.370 (1, 4)	G6-4-3 BB			4-3		F7		K		3	0	0	0	1	1	0						
Tony Gonzalez, L OBP: 0.325, SLG: 0.335 (1, 7)	G6-4-3			1-3		F7		4-3		4	0	0	0	0	0	1						
Orlando Cepeda, R OBP: 0.330, SLG: 0.456 (1, 3)		E6 1B		4-3		4-3 WP 1B		E5		4	0	2	0	0	0	0						
Clete Boyer, R OBP: 0.327, SLG: 0.361 (1, 5)		K				4-3 1B		F9		4	0	1	0	0	1	3						
Mike Lum, L OBP: 0.303, SLG: 0.291 (1, 9)		F2				F8				3	0	0	0	0	0	3						
Bob Tillman, R OBP: 0.268, SLG: 0.368 (1, 2)		5-3				K		K		3	0	0	0	0	2	3						
Gil Garrido, R OBP: 0.278, SLG: 0.314 (8, PH)						G6-4-3		F9		2	0	1	0	0	0	2						
Bob Aspromonte, R OBP: 0.316, SLG: 0.347 (8, 6)			G4-6-3 1B			G6-4-3				1	0	0	0	0	0	0						
Pat Jarvis, R OBP: 0.132, SLG: 0.135 (1, 1)						4-3				2	0	0	0	0	1	1						
Tito Francona, L OBP: 0.400, SLG: 0.397 (8, PH)			K							0	0	0	0	1	0	0						
Paul Doyle, L OBP: 0.397 (8, 1)								BB		0	0	0	0	0	0	0						
Inning Stats	R: 0 E: 0 K: 0 S: 2	H: 0 LOB: 0 BB: 1 P: 6	R: 0 E: 1 K: 1 S: 6	H: 1 LOB: 1 BB: 0 P: 6	R: 0 E: 0 K: 1 S: 5	H: 1 LOB: 0 BB: 0 P: 5	R: 0 E: 0 K: 0 S: 3	H: 0 LOB: 0 BB: 0 P: 3	R: 0 E: 1 K: 1 S: 6	H: 1 LOB: 1 BB: 0 P: 6	R: 0 E: 0 K: 0 S: 3	H: 0 LOB: 0 BB: 0 P: 3	R: 0 E: 0 K: 0 S: 4	H: 1 LOB: 1 BB: 0 P: 4	R: 0 E: 0 K: 2 S: 7	H: 0 LOB: 1 BB: 1 P: 11	R: 0 E: 1 K: 1 S: 6	H: 0 LOB: 1 BB: 0 P: 6	1B: 4 2B: 0 3B: 0 HR: 0	SF: 0 SAC: 0 DP: 3 HBP: 0	WP: 1 PB: 0 SB: 0 CS: 0	PA: 32
PITCHER Gaylord Perry, R ERA: 2.78 (1, 1)	IP: 9.0 WLS: W BF: 32 H: 4 R: 0 ER: 0 SO: 6 BB: 2 IBB: 0 HBP: 0 BLK: 0 WP: 1 HR: 0 S: 42 P: 50 ERA: 0.00 WHIP: 0.667															PITCHER	IP: 9.0 WLS: W BF: 32 H: 4 R: 0 ER: 0 SO: 6 BB: 2 IBB: 0 HBP: 0 BLK: 0 WP: 1 HR: 0 S: 42 P: 50 ERA: 0.00 WHIP: 0.667					

Atlanta Braves @ San Francisco Giants
Candlestick Park, San Francisco, CA
Sun Jul 06 1969, 6:38 AM EDT
Att: 20,375 - Unknown

livebaseballscorecards.com

AB 30
R 0
H 4
RBI 0
BB 2
SO 6
LOB 15

Braves

Batter	1	2	3	4	5	6	7	8	9	AB	R	H	RBI	BB	SO	LOB	BOTTOM			
Don Mason, L OBP: 0.301, SLG: 0.224 (1, 4)	G3		K			F8		3-1		4	0	0	0	0	1	0				
Tito Fuentes, S OBP: 0.250, SLG: 0.333 (1, 6)	K		HR BB			F4		HR		3	2	1	1	1	1	0				
Bobby Bonds, R OBP: 0.374, SLG: 0.510 (1, 8)	HR BB		HR			K		F9		3	2	1	2	1	1	0				
Willie McCovey, L OBP: 0.456, SLG: 0.721 (1, 3)			HR			K		K		3	1	1	2	1	2	0				
Bob Burda, L OBP: 0.310, SLG: 0.436 (9, 3)	HR		FC5-4 BB			K		K		0	0	0	0	0	0	0				
Bobby Etheridge, R OBP: 0.410, SLG: 0.460 (1, 5)	F7		FC5-4 BB			F7				3	0	0	0	0	0	1				
Jim Davenport, R OBP: 0.325, SLG: 0.354 (7, 5)			FC5-4			F7				0	0	0	0	0	0	0				
Ken Henderson, S OBP: 0.274, SLG: 0.365 (1, 9)		K				5-3				3	0	1	0	0	1	0				
Dave Marshall, L OBP: 0.340, SLG: 0.250 (1, 7)		K				F8		CS BB		2	0	0	0	1	1	1				
Bob Barton, R OBP: 0.206, SLG: 0.156 (1, 2)		F8				F9		5-3		3	0	0	0	0	0	2				
Gaylord Perry, R OBP: 0.155, SLG: 0.109 (1, 1)			5-3			F6		K		3	0	0	0	0	1	1				
Inning Stats	R: 2 E: 0 K: 1 S: 6	H: 1 LOB: 0 BB: 1 P: 10	R: 0 E: 0 K: 2 S: 7	H: 0 LOB: 0 BB: 0 P: 7	R: 2 E: 0 K: 1 S: 6	H: 1 LOB: 1 BB: 2 P: 14	R: 0 E: 0 K: 0 S: 4	H: 1 LOB: 1 BB: 0 P: 4	R: 0 E: 0 K: 1 S: 5	H: 0 LOB: 0 BB: 0 P: 5	R: 0 E: 0 K: 1 S: 5	H: 0 LOB: 0 BB: 0 P: 5	R: 0 E: 0 K: 1 S: 4	H: 0 LOB: 1 BB: 1 P: 8	R: 1 E: 0 K: 1 S: 6	H: 1 LOB: 0 BB: 0 P: 6	1B: 1 2B: 0 3B: 0 HR: 3	SF: 0 SAC: 0 DP: 0 HBP: 0	WP: 0 PB: 0 SB: 0 CS: 1	PA: 31
PITCHER Pat Jarvis, R ERA: 5.28 (1, 1)	IP: 7.0 WLS: L BF: 27 H: 3 R: 4 ER: 4 SO: 7 BB: 4 IBB: 0 HBP: 0 BLK: 0 WP: 0 HR: 2 S: 37 P: 53 ERA: 5.14 WHIP: 1.000															PITCHER	IP: 7.0 WLS: L BF: 27 H: 3 R: 4 ER: 4 SO: 7 BB: 4 IBB: 0 HBP: 0 BLK: 0 WP: 0 HR: 2 S: 37 P: 53 ERA: 5.14 WHIP: 1.000			
Paul Doyle, L ERA: 3.6 (8, 1)	IP: 1.0 WLS: L BF: 4 H: 1 R: 1 ER: 1 SO: 1 BB: 0 IBB: 0 HBP: 0 BLK: 0 WP: 0 HR: 1 S: 6 P: 6 ERA: 9.00 WHIP: 1.000															PITCHER	IP: 1.0 WLS: L BF: 4 H: 1 R: 1 ER: 1 SO: 1 BB: 0 IBB: 0 HBP: 0 BLK: 0 WP: 0 HR: 1 S: 6 P: 6 ERA: 9.00 WHIP: 1.000			

Atlanta Braves @ San Francisco Giants
Candlestick Park, San Francisco, CA
Sun Jul 06 1969, 6:38 AM EDT
Att: 20,375 - Unknown

livebaseballscorecards.com

AB 27
R 5
H 4
RBI 5
BB 4
SO 8
LOB 5

GIANTS

Batter	1	2	3	4	5	6	7	8	9	AB	R	H	RBI	BB	SO	LOB	TOP																				
Leon McFadden, R OBP: 0.200, SLG: 0.220	F9		L6-3		1-3		FC	3-1		5	0	0	1	0	0	4	Houston Astros @ San Francisco Giants Candlestick Park, San Francisco, CA Mon Jul 07 1969, 6:33 AM EDT Att: 3,153 - Unknown																				
Joe Morgan, L OBP: 0.396, SLG: 0.394	4-3			4-3		F6	F3	HR	BB	4	1	0	0	1	0	2																					
Jimmy Wynn, R OBP: 0.419, SLG: 0.527					1-3		F8	BB	HR	3	1	2	2	2	0	0																					
Denis Menke, R OBP: 0.396, SLG: 0.423	F9			1-3		K			5-3	4	0	0	1	1	1	2																					
Doug Rader, R OBP: 0.313, SLG: 0.342		4-3		1-3					6-3	5	1	1	0	0	0	4																					
Marty Martinez, S OBP: 0.318, SLG: 0.350		5-3			4-0		K	K	G3	2	1	0	0	1	1	1																					
Gary Geiger, L OBP: 0.366, SLG: 0.297										2	0	0	0	0	1	0																					
Curt Bielefy, L OBP: 0.357, SLG: 0.369	F8							F9		3	2	1	2	1	0	0																					
Johnny Edwards, L OBP: 0.266, SLG: 0.296			K				F8			4	1	2	1	0	1	0																					
Don Wilson, R OBP: 0.235, SLG: 0.182				L6-3		K				3	1	2	1	1	1	0																					
Inning Stats	R: 0 E: 0 K: 0 S: 3	H: 0 LOB: 1 BB: 1 P: 7	R: 0 E: 0 K: 0 S: 3	H: 0 LOB: 0 BB: 0 P: 3	R: 0 E: 0 K: 1 S: 5	H: 1 LOB: 0 BB: 0 P: 5	R: 0 E: 0 K: 0 S: 4	H: 1 LOB: 1 BB: 0 P: 4	R: 2 E: 0 K: 1 S: 6	H: 1 LOB: 0 BB: 1 P: 10	R: 0 E: 0 K: 1 S: 5	H: 0 LOB: 0 BB: 0 P: 5	R: 4 E: 0 K: 1 S: 9	H: 3 LOB: 3 BB: 3 P: 21	R: 0 E: 0 K: 1 S: 6	H: 1 LOB: 2 BB: 1 P: 10	R: 2 E: 0 K: 0 S: 4	H: 1 LOB: 0 BB: 1 P: 8	1B: 4 2B: 3 3B: 0 HR: 2	SF: 0 SAC: 0 DP: 1 HBP: 0	WP: 0 PB: 0 CS: 1	PA: 42															
PITCHER	IP	WLS	BF	H	R	ER	SO	BB	IBB	HBP	BLK	WP	HR	S	P	ERA	WHIP	PITCHER		IP	WLS	BF	H	R	ER	SO	BB	IBB	HBP	BLK	WP	HR	S	P	ERA	WHIP	
Ray Sadecki, L ERA: 4.48	(1, 1)	6.1	L	27	6	6	6	4	2	1	0	0	0	1	32	44	8.53	1.263																			
Ron Bryant, L ERA	(7, 1)	1.2		10	1	0	0	1	3	0	0	0	0	0	9	21	0.00	2.400																			
Rich Robertson, R ERA: 6.37	(9, 1)	1.0		5	1	2	2	0	1	0	0	0	0	1	4	8	18.00	2.000																			

AB 35
R 8
H 8
RBI 8
BB 7
SO 5
LOB 13



Batter	1	2	3	4	5	6	7	8	9	AB	R	H	RBI	BB	SO	LOB	BOTTOM																				
Don Mason, L OBP: 0.299, SLG: 0.233	4-3	4-3			K			1B		4	1	1	0	0	1	1	Houston Astros @ San Francisco Giants Candlestick Park, San Francisco, CA Mon Jul 07 1969, 6:33 AM EDT Att: 3,153 - Unknown																				
Tito Fuentes, S OBP: 0.278, SLG: 0.355			G3		K			2B		4	1	2	1	0	1	0																					
Bobby Bonds, R OBP: 0.369, SLG: 0.503								1B		4	0	0	0	0	3	2																					
Willie McCovey, L OBP: 0.456, SLG: 0.721										0	0	0	0	0	0	0																					
Bob Burda, L OBP: 0.307, SLG: 0.427			6-3				3-1			4	0	1	1	0	1	1																					
Bobby Etheridge, R OBP: 0.413, SLG: 0.449					K					2	0	0	0	2	1	0																					
Ken Henderson, S OBP: 0.287, SLG: 0.356					F5					4	0	0	0	0	2	3																					
Dave Marshall, L OBP: 0.350, SLG: 0.260										3	0	2	0	1	0	0																					
Bob Barton, R OBP: 0.184, SLG: 0.139			FC1-6							4	0	0	0	0	2	4																					
Ray Sadecki, L OBP: 0.143, SLG: 0.222										2	0	0	0	0	2	1																					
Ron Bryant, S	(7, 1)									0	0	0	0	0	0	0																					
Ron Hunt, R OBP: 0.351, SLG: 0.309	(8, PH)									1	0	0	0	0	1	0																					
Rich Robertson, R	(9, 1)									0	0	0	0	0	0	0																					
John Stephenson, L	(9, PH)									1	0	0	0	0	2																						
Inning Stats	R: 1 E: 0 K: 0 S: 5	H: 2 LOB: 2 BB: 1 P: 9	R: 0 E: 0 K: 1 S: 5	H: 0 LOB: 1 BB: 1 P: 9	R: 0 E: 0 K: 1 S: 5	H: 0 LOB: 0 BB: 0 P: 5	R: 0 E: 0 K: 1 S: 6	H: 1 LOB: 1 BB: 0 P: 6	R: 0 E: 0 K: 3 S: 9	H: 0 LOB: 0 BB: 0 P: 9	R: 0 E: 0 K: 1 S: 5	H: 0 LOB: 0 BB: 0 P: 5	R: 0 E: 0 K: 2 S: 7	H: 0 LOB: 0 BB: 0 P: 7	R: 1 E: 0 K: 3 S: 11	H: 2 LOB: 1 BB: 0 P: 11	R: 0 E: 0 K: 2 S: 8	H: 1 LOB: 2 BB: 1 P: 12	1B: 5 2B: 1 3B: 0 HR: 0	SF: 0 SAC: 0 DP: 0 HBP: 0	WP: 2 PB: 0 CS: 0	PA: 36															
PITCHER	IP	WLS	BF	H	R	ER	SO	BB	IBB	HBP	BLK	WP	HR	S	P	ERA	WHIP	PITCHER		IP	WLS	BF	H	R	ER	SO	BB	IBB	HBP	BLK	WP	HR	S	P	ERA	WHIP	
Don Wilson, R ERA: 3.84	(1, 1)	9.0	W	36	6	2	2	14	3	0	0	0	2	0	61	73	2.00	1.000																			

AB 33
R 2
H 6
RBI 2
BB 3
SO 14
LOB 14



Batter	1	2	3	4	5	6	7	8	9	AB	R	H	RBI	BB	SO	LOB	TOP		
Leon McFadden, R (1, 9) OBP: 0.219, SLG: 0.226 Norm Miller, L (9, FH) OBP: 0.391, SLG: 0.409	4-0 BB BB		0-0 F5		0-3 K		0-0 E 1B 1B		0-0 6-3	3	0	1	0	1	1	0			
Joe Morgan, L (1, 4) OBP: 0.401, SLG: 0.396	4-0 HR BB		0-0 F9		0-0 1B		0-0 E9 1B		0-0 F5	4	1	2	0	1	0	0			
Jimmy Wynn, R (1, 8) OBP: 0.425, SLG: 0.551	0-0 HR			4-0 1B BB	0-0 1-3		4-0 G5-4-3 IBB		0-0 HR	3	3	2	3	2	0	1			
Denis Menke, R (1, 6) OBP: 0.393, SLG: 0.418	0-0 F9			0-3 K		0-0 F8	0-0 G5-4-3		4-0 BB	4	0	0	0	1	1	4			
Doug Rader, R (1, 5) OBP: 0.314, SLG: 0.343	0-0 5-3			0-0 BB 1B 1B		0-0 1B 1B		0-0 4-3	5	0	2	0	0	1	1				
Marty Martinez, S (1, 7) OBP: 0.321, SLG: 0.353 Gary Geiger, L (5, 7) OBP: 0.360, SLG: 0.291		0-0 6-3		0-0 BB 1B		0-0 F9		0-3 K	2	0	1	1	0	0	0				
Curt Bielefy, L (1, 3) OBP: 0.359, SLG: 0.368		0-0 F7		0-0 BB 1B		0-0 E6		0-0 E6 1B	3	0	1	0	1	0	0				
Johnny Edwards, L (1, 2) OBP: 0.266, SLG: 0.295		0-0 F8		0-0 G3-6-1 BB		0-0 6-3		0-0 1B	4	0	1	0	0	0	5				
Larry Dierker, R (1, 1) OBP: 0.161, SLG: 0.164 Fred Gladding, L (8, 1)			0-0 1-3		0-3 K		0-0 F9		0-3 K	4	0	0	0	0	2	2			
Inning Stats	R: 2 E: 0 K: 0 S: 3	H: 1 LOB: 0 BB: 2 P: 11	R: 0 E: 0 K: 0 S: 3	H: 0 LOB: 0 BB: 0 P: 3	R: 0 E: 0 K: 1 S: 6	H: 2 LOB: 2 BB: 2 P: 14	R: 0 E: 0 K: 1 S: 8	H: 1 LOB: 1 BB: 0 P: 8	R: 0 E: 1 K: 0 S: 4	H: 2 LOB: 2 BB: 1 P: 8	R: 0 E: 1 K: 2 S: 9	H: 1 LOB: 1 BB: 1 P: 9	R: 1 E: 0 K: 1 S: 6	H: 1 LOB: 1 BB: 1 P: 10	1B: 8 2B: 0 3B: 0 HR: 2	SF: 0 SAC: 0 DP: 2 HBP: 0	WP: 0 PB: 0 SB: 0 CS: 0	PA: 41	
PITCHER	IP	WLS	BF	H	R	ER	SO	BB	IBB	HBP	BLK	WP	HR	S	P	ERA	WHIP		
Mike McCormick, L (1, 1) ERA: 3.22	5.0		21	4	3	3	3	4	0	0	0	0	1	23	39	5.40	1.600		
Ron Herbel, R (6, 1) ERA: 4.07	2.0		10	4	0	0	0	0	1	0	0	0	0	9	13	0.00	2.000		
Frank Linzy, R (8, 1) ERA: 4.2	2.0	W	10	2	1	1	3	1	0	0	0	0	1	15	19	4.50	1.500		

Houston Astros @ San Francisco Giants
Candlestick Park, San Francisco, CA
Tue Jul 08 1969, 6:33 AM EDT
Att: 3,177 - Unknown

AB	35
R	4
H	10
RBI	4
BB	6
SO	6
LOB	14



Batter	1	2	3	4	5	6	7	8	9	AB	R	H	RBI	BB	SO	LOB	BOTTOM		
Tito Fuentes, S (1, 6) OBP: 0.317, SLG: 0.400	0-3 K		0-0 1-3		4-0 BB		0-0 2B 2B	0-0 1B 1B		4	2	2	2	1	1	0			
Ron Hunt, R (1, 4) OBP: 0.355, SLG: 0.316	0-0 E8 BB		4-0 BB		0-3 K		0-0 2H 2B	0-0 1H 2H 1B		4	0	2	3	1	1	1			
Bobby Bonds, R (1, 8) OBP: 0.364, SLG: 0.495	0-3 K		0-3 K		0-0 F9		0-0 6-3	0-0 4-3		5	0	0	0	0	2	5			
Jim Davenport, R (1, 5) OBP: 0.323, SLG: 0.348	4-0 BB BB		0-0 F3		0-0 6-3		0-0 6-3	0-0 6-3		3	0	0	0	1	0	1			
Bob Burda, L (1, 3) OBP: 0.315, SLG: 0.424	4-0 BB		0-0 F9		0-0 4-3		0-0 E9	0-0 1B 1B		3	1	1	0	1	0	0			
Ken Henderson, S (1, 9) OBP: 0.273, SLG: 0.356	0-0 F9		0-0 BB		4-0 1B BB		0-0 6-3	0-0 1B 1B		3	1	1	1	1	0	3			
Dave Marshall, L (1, 7) OBP: 0.360, SLG: 0.274		0-0 6-3		0-0 G5-4-3 1B		0-0 4-3 1B	0-0 1B 1B	0-0 1B 1B		4	2	3	0	0	0	0			
Bob Barton, R (1, 2) OBP: 0.175, SLG: 0.132 John Stephenson, L (7, FH) OBP: 0.333, SLG: 0.333		0-0 1-3		0-0 G5-4-3		0-0 F2	0-0 1B 1B	0-0 1B 1B		2	0	0	0	0	0	2			
Mike McCormick, L (1, 1) OBP: 0.242, SLG: 0.323 Don Mason, L (5, FH) OBP: 0.297, SLG: 0.231 Ron Herbel, R (6, 1) OBP: 0.410, SLG: 0.444 Frank Linzy, R (8, 1) OBP: 0.276, SLG: 0.133		0-3 K		0-0 G3		0-0 4-3	0-0 K	0-3 1B 1B		1	0	0	0	0	1	0			
Inning Stats	R: 0 E: 1 K: 2 S: 8	H: 0 LOB: 3 BB: 2 P: 16	R: 0 E: 0 K: 1 S: 5	H: 0 LOB: 0 BB: 0 P: 5	R: 0 E: 0 K: 1 S: 5	H: 1 LOB: 1 BB: 1 P: 7	R: 0 E: 0 K: 0 S: 3	H: 0 LOB: 0 BB: 0 P: 3	R: 2 E: 0 K: 0 S: 6	H: 3 LOB: 1 BB: 0 P: 6	R: 5 E: 1 K: 1 S: 11	H: 6 LOB: 1 BB: 0 P: 11	R: 1 E: 0 K: 1 S: 6	H: 1 LOB: 1 BB: 1 P: 10	1B: 8 2B: 2 3B: 0 HR: 0	SF: 0 SAC: 0 DP: 1 HBP: 0	WP: 0 PB: 0 SB: 0 CS: 0	PA: 39	
PITCHER	IP	WLS	BF	H	R	ER	SO	BB	IBB	HBP	BLK	WP	HR	S	P	ERA	WHIP		
Larry Dierker, R (1, 1) ERA: 2.6	7.1	L	34	7	5	5	5	5	0	0	0	0	0	7	7	6.14	1.636		
Fred Gladding, R (8, 1) ERA: 3.68	0.2		5	3	2	2	1	0	0	0	0	0	0	7	7	27.00	4.500		

Houston Astros @ San Francisco Giants
Candlestick Park, San Francisco, CA
Tue Jul 08 1969, 6:33 AM EDT
Att: 3,177 - Unknown

AB	34
R	7
H	10
RBI	7
BB	5
SO	6
LOB	16



Batter	1	2	3	4	5	6	7	8	9	AB	R	H	RBI	BB	SO	LOB	TOP		
Gary Geiger, L (1,7) OBP: 0.354, SLG: 0.280	F8	K			F5		BB 1B BB		6-3	4	0	0	0	1	1	3	Houston Astros @ San Francisco Giants Candlestick Park, San Francisco, CA Wed Jul 09 1969, 6:33 AM EDT Att: 4,118 - Unknown		
Joe Morgan, L (1,4) OBP: 0.404, SLG: 0.409	F5	FC5-4 BB			HR		BB 1B		4-3	4	1	2	2	1	0	0			
Jimmy Wynn, R (1,8) OBP: 0.424, SLG: 0.545		FC5-4 BB			F6		BB		K	3	0	0	0	2	1	3			
Norm Miller, L (1,9) OBP: 0.385, SLG: 0.401	F4				4-3		BB		K	4	0	0	0	0	2	4			
Curt Blefary, L (1,3)		K			F3		5-3		F6	4	0	0	0	0	1	3			
Johnny Edwards, L (1,2) OBP: 0.286, SLG: 0.294		2B 1B			F5		F5		1-3	4	1	1	0	0	0	3			
Denis Menke, R (1,6) OBP: 0.395, SLG: 0.422		1B BB 2B			1-3		S 1B		1-3	4	1	2	0	0	0	0			
Doug Rader, R (1,5) OBP: 0.316, SLG: 0.343		BB 1B 1B			K		4-0 1-2 IBB		F9	3	0	1	1	1	1	0			
Denny Lemaster, R (1,1) Jack Billingham, R (7,1) Sandy Valdespino, L (6,PH) Dooley Womack, R (8,1) Skip Guinn, R (8,1) Marty Martinez, S (8,1)		3-H BB 1B			K		1-3		K	3	0	1	0	0	1	2			
Inning Stats	R: 0 E: 0 K: 0 S: 3	H: 0 LOB: 1 BB: 1 P: 7	R: 2 E: 0 K: 2 S: 11	H: 4 LOB: 3 BB: 1 P: 15	R: 0 E: 0 K: 1 S: 5	H: 0 LOB: 0 BB: 0 P: 5	R: 0 E: 0 K: 2 S: 7	H: 1 LOB: 0 BB: 0 P: 7	R: 1 E: 0 K: 0 S: 4	H: 1 LOB: 2 BB: 1 P: 8	R: 0 E: 0 K: 1 S: 6	H: 1 LOB: 2 BB: 2 P: 14	R: 0 E: 0 K: 1 S: 5	H: 0 LOB: 0 BB: 0 P: 5	R: 0 E: 0 K: 1 S: 5	H: 0 LOB: 0 BB: 0 P: 5		1B: 5 2B: 1 3B: 0 HR: 1	SF: 0 SAC: 0 DP: 0 HBP: 0
PITCHER	IP WLS BF H R ER SO BB IBB HBP BLK WP HR S P ERA WHIP																		
Bobby Bolin, R (1,1) ERA: 4.38	6.0	27	6	3	3	5	2	1	0	0	0	0	0	1	34	46	4.50	1.333	
Ron Bryant, L (7,1) ERA:	1.0	W 6	1	0	0	1	2	0	0	0	0	0	0	6	14	0.00	3.000		
Frank Linzy, R (8,1) ERA: 4.06	2.0	S 6	0	0	0	2	0	0	0	0	0	0	0	10	10	0.00	0.000		

Batter	1	2	3	4	5	6	7	8	9	AB	R	H	RBI	BB	SO	LOB	BOTTOM
Tito Fuentes, S (1,6) OBP: 0.283, SLG: 0.350	F7				5-3		F3		F5	5	0	0	0	0	1	2	Houston Astros @ San Francisco Giants Candlestick Park, San Francisco, CA Wed Jul 09 1969, 6:33 AM EDT Att: 4,118 - Unknown
Ron Hunt, R (1,4) OBP: 0.397, SLG: 0.324	F2				3B		BB 1B HBP		6-3	3	1	1	0	0	0	0	
Bobby Bonds, R (1,9) OBP: 0.363, SLG: 0.491	F7				K		1B 1B 2B BB		K 2B	3	2	0	0	1	2	1	
Willie Mays, R (1,8) OBP: 0.366, SLG: 0.448		5-3			5-3		2B 1B 1B		1B HR 2B	4	2	2	2	0	0	1	
Jim Davenport, R (1,5) OBP: 0.327, SLG: 0.351		5-3			F7		2B 1B 1B		HR BB 1B	4	2	2	0	0	0	0	
Ken Henderson, S (1,7) OBP: 0.278, SLG: 0.361		K			F2		1B 2B		HR BB	3	1	1	2	1	1	0	
Bob Burda, L (1,3) OBP: 0.323, SLG: 0.455					K		1B IBB		HR	3	1	1	4	1	1	0	
Bob Barton, R (1,2) OBP: 0.171, SLG: 0.128					5-3		F5		5-3	1	0	0	0	0	0	0	
Don Mason, L (6,PH) OBP: 0.295, SLG: 0.229										1	0	0	0	0	0	0	
Ron Bryant, S (7,1) ERA: 3.99										0	0	0	0	0	0	0	
Dave Marshall, L (7,PH) OBP: 0.364, SLG: 0.279										1	0	1	1	0	0	0	
Frank Linzy, R (8,1) OBP: 0.263, SLG: 0.125										1	0	0	0	0	0	0	
Bobby Bolin, R (1,1) OBP: 0.250, SLG: 0.290										1	0	0	0	0	1	0	
Dick Dietz, R (6,PH) OBP: 0.362, SLG: 0.384										3	1	1	1	0	0	2	
Inning Stats	R: 0 E: 0 K: 0 S: 3	H: 0 LOB: 0 BB: 0 P: 3	R: 0 E: 0 K: 1 S: 5	H: 0 LOB: 0 BB: 0 P: 5	R: 0 E: 0 K: 2 S: 7	H: 1 LOB: 0 BB: 0 P: 7	R: 0 E: 0 K: 1 S: 6	H: 1 LOB: 1 BB: 0 P: 6	R: 0 E: 0 K: 0 S: 3	H: 0 LOB: 0 BB: 0 P: 3	R: 4 E: 0 K: 1 S: 8	H: 4 LOB: 2 BB: 2 P: 17	R: 6 E: 0 K: 1 S: 10	H: 4 LOB: 0 BB: 1 P: 14	1B: 4 2B: 2 3B: 1 HR: 2	SF: 0 SAC: 0 DP: 0 HBP: 1	WP: 1 PA: 37 PB: 0 SB: 0 CS: 0
PITCHER	IP WLS BF H R ER SO BB IBB HBP BLK WP HR S P ERA WHIP																
Denny Lemaster, L (1,1) ERA: 3.46	6.0	L 24	4	4	4	4	1	0	1	0	0	0	5	9	0.00	1.000	
Jack Billingham, R (7,1) ERA: 3.99	1.0	4	1	0	0	1	0	1	0	0	0	0	5	9	0.00	1.000	
Dooley Womack, R (8,1) ERA: 3.35	0.1	4	2	3	3	1	0	0	0	0	1	0	6	6	81.00	6.000	
Skip Guinn, L (8,1) ERA: 8.88	0.0	2	1	2	2	0	1	0	0	0	1	1	5	∞	∞		
Marty Martinez, R (8,1) ERA: 13.5	0.2	3	1	1	1	0	0	0	0	0	1	3	3	13.50	1.500		

AB	34
R	3
H	7
RBI	3
BB	5
SO	8
LOB	18



Batter	1	2	3	4	5	6	7	8	9	AB	R	H	RBI	BB	SO	LOB	TOP
Bobby Bonds, R OBP: 0.361, SLG: 0.486 (1, 9)	0-0 6-3		0-0 FC6-4 1B		0-3 K	0-0 F2			0-3 K	5	0	1	0	0	2	1	San Francisco Giants @ Los Angeles Dodgers Dodger Stadium, Los Angeles, CA Thu Jul 10 1969, 7:05 PM PDT Att: 34,816 - Unknown
Ron Hunt, R OBP: 0.355, SLG: 0.319 (1, 4)	0-0 F9		0-0 FC6-4 1B E		0-0 F7			0-0 F8	4-0 G6-4-3 BB	4	1	0	0	1	0	1	
Willie Mays, R OBP: 0.367, SLG: 0.444 (1, 8)	0-3 K		0-0 E 1B		4-0 BB WP BB			0-0 F9	0-0 G6-4-3	4	2	1	0	1	1	1	
Willie McCovey, L OBP: 0.460, SLG: 0.729 Bob Burda, L OBP: 0.323, SLG: 0.455 (7, 3)		0-0 F6	0-0 E6 1-H 3-H 2B		4-0 WP 1-2 BB			0-0 2B		3	0	2	2	1	0	0	
Jim Davenport, R OBP: 0.330, SLG: 0.351 (1, 5)		0-0 1B 1B 1B	0-0 5-3		4-0 PB BB			0-0 2B		3	0	1	0	1	0	2	
Ken Henderson, S OBP: 0.272, SLG: 0.353 (1, 7)		0-3 K	0-0 F5		0-0 3-1 1-2			0-3 K		4	0	0	0	0	2	4	
Tito Fuentes, S OBP: 0.300, SLG: 0.364 (1, 6)		0-0 1B 1-2 1B		0-3 K		0-0 1-3		0-0 1B		4	0	2	0	0	1	0	
Bob Barton, R OBP: 0.203, SLG: 0.163 (1, 2)		0-0 FC6-4 1-2 2-3 1B		0-3 K		0-0 FC3-6 1B		0-0 F3		4	0	2	0	0	1	1	
Juan Marichal, R OBP: 0.169, SLG: 0.179 (1, 1)		0-0 FC6-4 1-2		0-0 4-3		0-0 FC3-6 1-2		0-0 1-3		4	0	0	0	0	0	5	
Inning Stats	R: 0 E: 0 K: 1 S: 5	H: 0 LOB: 0 BB: 0 P: 5	R: 3 LOB: 3 BB: 0 P: 8	R: 3 LOB: 1 BB: 0 P: 6	R: 0 LOB: 0 BB: 0 P: 7	R: 1 LOB: 2 BB: 3 P: 17	R: 0 LOB: 1 BB: 0 P: 4	R: 0 LOB: 1 BB: 0 P: 4	R: 0 LOB: 1 BB: 0 P: 6	R: 0 LOB: 0 BB: 1 P: 8	1B: 7 2B: 2 3B: 0 HR: 0	SF: 0 SAC: 0 DP: 1 HBP: 0	WP: 3 PB: 1 SB: 0 CS: 0	PA: 39			
PITCHER	IP WLS BF H R ER SO BB IBB HBP BLK WP HR S P ERA WHIP																
Don Sutton, R ERA: 3.06 Pete Mikkelsen, R ERA: 3.13	(1, 1) 8.0 L 36 9 3 3 6 3 0 0 0 1 0 45 57 3.38 1.500																

livebaseballscores.com

AB	35
R	3
H	9
RBI	2
BB	4
SO	7
LOB	15



Batter	1	2	3	4	5	6	7	8	9	AB	R	H	RBI	BB	SO	LOB	BOTTOM
Maury Wills, S OBP: 0.337, SLG: 0.293 (1, 6)	0-0 G4-3-6 1B		4-0 FC6-4 BB			0-0 6-3			0-0 G3 3-1 1B	3	0	2	0	1	0	0	San Francisco Giants @ Los Angeles Dodgers Dodger Stadium, Los Angeles, CA Thu Jul 10 1969, 7:05 PM PDT Att: 34,816 - Unknown
Manny Mota, R OBP: 0.411, SLG: 0.432 (1, 9)	0-0 G4-3-6 1-2		0-0 FC6-4 WP			0-0 4-3			0-0 3-1 1-2	4	0	0	0	0	0	3	
Willie Davis, L OBP: 0.324, SLG: 0.421 (1, 8)	0-0 F9		0-0 4-3 1-2			0-0 3-1			0-0 G3 2-3	4	0	0	0	0	0	2	
Wes Parker, S OBP: 0.366, SLG: 0.449 (1, 3)		4-0 CS BB		0-0 F8		0-0 F8			0-0 6-3	3	0	0	0	1	0	1	
Tom Haller, L OBP: 0.356, SLG: 0.398 (1, 2)		0-0 1-2 2B		0-0 F4		0-0 F6			0-0 F6	3	0	1	0	0	0	0	
Bill Sudakis, S OBP: 0.293, SLG: 0.357 (1, 5)		0-0 1-3		0-3 K		0-0 F5			0-0 F5	3	0	0	0	0	1	1	
Willie Crawford, L OBP: 0.345, SLG: 0.449 (1, 7)		4-0 BB			0-0 F3			0-3 K		2	0	0	0	1	1	0	
Ted Sizemore, R OBP: 0.317, SLG: 0.305 (1, 4)		0-0 F9			0-0 F7			0-0 5-3		3	0	0	0	0	0	2	
Don Sutton, R OBP: 0.196, SLG: 0.182 Len Gabrielson, L OBP: 0.355, SLG: 0.400 Pete Mikkelsen, R (8, PH) (9, 1)	(1, 1) 9.0 W 31 3 0 0 2 3 0 0 0 1 0 32 44 0.00 0.667																
Inning Stats	R: 0 E: 0 K: 0 S: 3	H: 1 LOB: 0 BB: 0 P: 3	R: 1 LOB: 2 BB: 2 P: 11	R: 0 LOB: 1 BB: 1 P: 7	R: 0 LOB: 0 BB: 0 P: 5	R: 0 LOB: 0 BB: 0 P: 3	R: 0 LOB: 0 BB: 0 P: 3	R: 0 LOB: 0 BB: 0 P: 3	R: 0 LOB: 0 BB: 0 P: 5	R: 0 LOB: 1 BB: 0 P: 4	1B: 2 2B: 1 3B: 0 HR: 0	SF: 0 SAC: 0 DP: 1 HBP: 0	WP: 1 PB: 0 SB: 0 CS: 1	PA: 31			
PITCHER	IP WLS BF H R ER SO BB IBB HBP BLK WP HR S P ERA WHIP																
Juan Marichal, R ERA: 2.01	(1, 1) 9.0 W 31 3 0 0 2 3 0 0 0 1 0 32 44 0.00 0.667																

livebaseballscores.com

AB	28
R	0
H	3
RBI	0
BB	3
SO	2
LOB	9



Batter	1	2	3	4	5	6	7	8	9	10	AB	R	H	RBI	BB	SO	LOB	TOP				
Bobby Bonds, R OBP: 0.363, SLG: 0.493 (1, 9)	F8		1B 2B	K			F8		SF9 E 2B	WP 1B	6	2	3	2	0	1	2	San Francisco Giants @ Los Angeles Dodgers Dodger Stadium, Los Angeles, CA Fri Jul 11 1969, 7:05 PM PDT Att: 35,359 - Unknown				
Ron Hunt, R OBP: 0.357, SLG: 0.323 (1, 4)	1B		2B G5-3 1B				FC4		K	F7	6	1	3	0	0	1	5					
Willie Mays, R OBP: 0.364, SLG: 0.445 (1, 8)	F7		G5-3 2B				F3		SF9		4	0	1	2	0	0	3					
Willie McCovey, L OBP: 0.459, SLG: 0.721 (1, 3)	1-3		G5-3 IBB				K		E4		4	0	1	0	1	1	2					
Jim Davenport, R OBP: 0.327, SLG: 0.347 (1, 5)			F8 G5-3				K		6-3		5	0	1	0	0	1	4					
Ken Henderson, S OBP: 0.274, SLG: 0.351 Dave Marshall, L OBP: 0.363, SLG: 0.281 (6, PH) (6, 7)	1B BB		K				F3			F2	1	0	0	0	1	1	1					
Tito Fuentes, S OBP: 0.340, SLG: 0.391 Jim Ray Hart, R OBP: 0.359, SLG: 0.311 Hal Lanier, R OBP: 0.266, SLG: 0.270 (8, PH) (8, 6)	1B BB		K				E6 1B			SH2-3 WP 1B	1	0	0	0	0	1	2					
Bob Barton, R OBP: 0.188, SLG: 0.152 Dick Dietz, R OBP: 0.364, SLG: 0.381 (8, 2) (8, 2)	F2		F8				G6-4-3			SH2-3 1B BB	3	0	0	0	0	0	4					
Gaylord Perry, R OBP: 0.164, SLG: 0.105 Bobby Etheridge, R OBP: 0.415, SLG: 0.444 Don Mason, L OBP: 0.295, SLG: 0.229 Frank Linzy, R OBP: 0.263, SLG: 0.125 (9, PH) (9, PH) (9, PR) (9, 1)	K		K				K			SH2-3	2	0	0	0	0	2	3					
Inning Stats	R: 0 E: 0 K: 0 S: 4	H: 1 LOB: 1 BB: 0 P: 4	R: 0 E: 0 K: 1 S: 6	H: 1 LOB: 2 BB: 1 P: 10	R: 2 E: 0 K: 1 S: 7	H: 3 LOB: 1 BB: 1 P: 11	R: 0 E: 1 K: 2 S: 8	H: 1 LOB: 1 BB: 0 P: 8	R: 0 E: 0 K: 1 S: 6	H: 2 LOB: 1 BB: 0 P: 6	R: 0 E: 0 K: 0 S: 2	H: 0 LOB: 0 BB: 1 P: 6	R: 0 E: 0 K: 0 S: 3	H: 2 LOB: 2 BB: 0 P: 11	R: 2 E: 1 K: 1 S: 7	H: 1 LOB: 1 BB: 1 P: 11	R: 2 E: 0 K: 0 S: 5		H: 2 LOB: 1 BB: 1 P: 9	1B: 10 2B: 3 3B: 0 HR: 0	SF: 1 SAC: 1 DP: 3 HBP: 1	WP: 2 PA: 47
PITCHER	IP WLS BF H R ER SO BB IBB HBP BLK WP HR S P ERA WHIP	IP WLS BF H R ER SO BB IBB HBP BLK WP HR S P ERA WHIP	IP WLS BF H R ER SO BB IBB HBP BLK WP HR S P ERA WHIP	IP WLS BF H R ER SO BB IBB HBP BLK WP HR S P ERA WHIP	IP WLS BF H R ER SO BB IBB HBP BLK WP HR S P ERA WHIP	IP WLS BF H R ER SO BB IBB HBP BLK WP HR S P ERA WHIP	IP WLS BF H R ER SO BB IBB HBP BLK WP HR S P ERA WHIP	IP WLS BF H R ER SO BB IBB HBP BLK WP HR S P ERA WHIP	IP WLS BF H R ER SO BB IBB HBP BLK WP HR S P ERA WHIP	IP WLS BF H R ER SO BB IBB HBP BLK WP HR S P ERA WHIP	IP WLS BF H R ER SO BB IBB HBP BLK WP HR S P ERA WHIP	IP WLS BF H R ER SO BB IBB HBP BLK WP HR S P ERA WHIP	IP WLS BF H R ER SO BB IBB HBP BLK WP HR S P ERA WHIP	IP WLS BF H R ER SO BB IBB HBP BLK WP HR S P ERA WHIP	IP WLS BF H R ER SO BB IBB HBP BLK WP HR S P ERA WHIP	IP WLS BF H R ER SO BB IBB HBP BLK WP HR S P ERA WHIP	IP WLS BF H R ER SO BB IBB HBP BLK WP HR S P ERA WHIP	IP WLS BF H R ER SO BB IBB HBP BLK WP HR S P ERA WHIP	IP WLS BF H R ER SO BB IBB HBP BLK WP HR S P ERA WHIP	IP WLS BF H R ER SO BB IBB HBP BLK WP HR S P ERA WHIP	IP WLS BF H R ER SO BB IBB HBP BLK WP HR S P ERA WHIP	IP WLS BF H R ER SO BB IBB HBP BLK WP HR S P ERA WHIP

AB 39
R 6
H 13
RBI 4
BB 5
SO 9
LOB 28



Batter	1	2	3	4	5	6	7	8	9	10	AB	R	H	RBI	BB	SO	LOB	BOTTOM				
Mauri Willis, S OBP: 0.338, SLG: 0.294 (1, 6)	6-3	L1					FC5-2 1B	1-3			5	1	2	0	0	0	3	San Francisco Giants @ Los Angeles Dodgers Dodger Stadium, Los Angeles, CA Fri Jul 11 1969, 7:05 PM PDT Att: 35,359 - Unknown				
Manny Mota, R OBP: 0.406, SLG: 0.424 (1, 9) (8, 7)	K		6-3				FC5-2 1B			K	4	1	0	0	1	2	3					
Willie Davis, L OBP: 0.335, SLG: 0.435 (1, 8)	2B		FC4-6 1B				F8			G6-3 1B	5	0	4	2	0	0	2					
Wes Parker, S OBP: 0.364, SLG: 0.444 (1, 3)	6-3		FC4-6				F6			G6-3	5	0	1	1	0	0	5					
Tom Haller, L OBP: 0.353, SLG: 0.398 (1, 2)		4-3 2B	4-3				F7			F7	5	1	1	0	0	1	3					
Bill Sudakis, S OBP: 0.287, SLG: 0.350 (1, 5)		4-3					F7			F5	5	0	0	0	0	0	4					
Willie Crawford, L OBP: 0.345, SLG: 0.452 Jim Brewer, L OBP: 0.288, SLG: 0.333 Pete Mikkelsen, R OBP: 0.343, SLG: 0.287 (1, 7) (8, 1) (10, 1) (10, PH)	WP 2B		K				6-3			K G3 WP	3	0	1	1	0	1	0					
Ted Sizemore, R OBP: 0.313, SLG: 0.301 Andy Kosco, R OBP: 0.277, SLG: 0.448 (1, 4) (10, PH)	K		6-3				6-3			F2	4	0	0	0	0	1	2					
Alan Foster, R OBP: 0.150, SLG: 0.056 Len Gabrielson, L OBP: 0.364, SLG: 0.408 Bill Russell, R OBP: 0.335, SLG: 0.398 (1, 1) (7, PH) (7, PR) (8, 9)	BB		F9				FC5-2 1B			K	1	0	1	0	0	0	0					
Inning Stats	R: 0 E: 0 K: 1 S: 6	H: 1 LOB: 1 BB: 0 P: 6	R: 1 E: 0 K: 1 S: 7	H: 2 LOB: 2 BB: 1 P: 11	R: 0 E: 0 K: 0 S: 4	H: 1 LOB: 1 BB: 0 P: 4	R: 0 E: 0 K: 1 S: 5	H: 0 LOB: 0 BB: 0 P: 5	R: 0 E: 0 K: 0 S: 3	H: 0 LOB: 0 BB: 1 P: 3	R: 3 E: 1 K: 1 S: 10	H: 4 LOB: 3 BB: 0 P: 10	R: 0 E: 1 K: 2 S: 8	H: 0 LOB: 1 BB: 0 P: 8	R: 0 E: 0 K: 1 S: 5	H: 1 LOB: 0 BB: 0 P: 5	R: 0 E: 0 K: 0 S: 3		H: 0 LOB: 1 BB: 1 P: 7	1B: 7 2B: 3 3B: 0 HR: 0	SF: 0 SAC: 0 DP: 1 HBP: 0	WP: 2 PA: 44
PITCHER	IP WLS BF H R ER SO BB IBB HBP BLK WP HR S P ERA WHIP	IP WLS BF H R ER SO BB IBB HBP BLK WP HR S P ERA WHIP	IP WLS BF H R ER SO BB IBB HBP BLK WP HR S P ERA WHIP	IP WLS BF H R ER SO BB IBB HBP BLK WP HR S P ERA WHIP	IP WLS BF H R ER SO BB IBB HBP BLK WP HR S P ERA WHIP	IP WLS BF H R ER SO BB IBB HBP BLK WP HR S P ERA WHIP	IP WLS BF H R ER SO BB IBB HBP BLK WP HR S P ERA WHIP	IP WLS BF H R ER SO BB IBB HBP BLK WP HR S P ERA WHIP	IP WLS BF H R ER SO BB IBB HBP BLK WP HR S P ERA WHIP	IP WLS BF H R ER SO BB IBB HBP BLK WP HR S P ERA WHIP	IP WLS BF H R ER SO BB IBB HBP BLK WP HR S P ERA WHIP	IP WLS BF H R ER SO BB IBB HBP BLK WP HR S P ERA WHIP	IP WLS BF H R ER SO BB IBB HBP BLK WP HR S P ERA WHIP	IP WLS BF H R ER SO BB IBB HBP BLK WP HR S P ERA WHIP	IP WLS BF H R ER SO BB IBB HBP BLK WP HR S P ERA WHIP	IP WLS BF H R ER SO BB IBB HBP BLK WP HR S P ERA WHIP	IP WLS BF H R ER SO BB IBB HBP BLK WP HR S P ERA WHIP	IP WLS BF H R ER SO BB IBB HBP BLK WP HR S P ERA WHIP	IP WLS BF H R ER SO BB IBB HBP BLK WP HR S P ERA WHIP	IP WLS BF H R ER SO BB IBB HBP BLK WP HR S P ERA WHIP	IP WLS BF H R ER SO BB IBB HBP BLK WP HR S P ERA WHIP	IP WLS BF H R ER SO BB IBB HBP BLK WP HR S P ERA WHIP

AB 41
R 4
H 10
RBI 4
BB 3
SO 7
LOB 24



Batter	1	2	3	4	5	6	7	8	9	10	11	12	13	14	AB	R	H	RBI	BB	SO	LOB	TOP								
Bobby Bonds, R OBP: 0.360, SLG: 0.487 (1, 9)															6	0	1	0	0	4	2									
Ron Hunt, R OBP: 0.356, SLG: 0.326 (1, 4)															4	0	1	0	0	0	0									
Don Mason, L OBP: 0.290, SLG: 0.224 (8, 4)															3	0	0	0	0	0	2									
Willie Mays, R OBP: 0.355, SLG: 0.433 (1, 9)															7	0	0	0	0	3	4									
Willie McCovey, L OBP: 0.455, SLG: 0.709 (1, 3)															7	0	2	0	0	1	2									
Jim Davenport, R OBP: 0.323, SLG: 0.342 (1, 5)															6	0	1	0	0	1	2									
Ken Henderson, S OBP: 0.285, SLG: 0.356 (1, 7)															6	2	3	0	1	1	3									
Tito Fuentes, S OBP: 0.373, SLG: 0.451 (1, 6)															5	0	3	1	1	0	3									
Bob Barton, R OBP: 0.200, SLG: 0.149 (1, 2)															1	0	0	0	1	0	1									
Jim Ray Hart, R OBP: 0.363, SLG: 0.321 (6, PH)															1	0	1	1	0	0	0									
John Stephenson, L OBP: 0.197, SLG: 0.167 (6, PR)															3	0	0	0	0	1	7									
Ron Herbel, R OBP: 0.316, SLG: 0.167 (8, 1)															3	0	0	0	0	0	5									
Frank Linzy, R OBP: 0.316, SLG: 0.167 (8, 1)															2	0	1	0	1	1	0									
Inning Stats	R: 0 E: 0 K: 1 S: 7	H: 2 LOB: 2 BB: 0 P: 7	R: 1 E: 0 K: 1 S: 7	H: 2 LOB: 1 BB: 0 P: 7	R: 0 E: 0 K: 2 S: 7	H: 0 LOB: 0 BB: 0 P: 7	R: 0 E: 0 K: 0 S: 4	H: 1 LOB: 2 BB: 1 P: 8	R: 0 E: 0 K: 1 S: 5	H: 0 LOB: 0 BB: 0 P: 5	R: 0 E: 0 K: 1 S: 5	H: 0 LOB: 0 BB: 0 P: 5	R: 0 E: 0 K: 0 S: 4	H: 1 LOB: 2 BB: 1 P: 6	R: 0 E: 0 K: 0 S: 3	H: 0 LOB: 0 BB: 0 P: 3	R: 0 E: 0 K: 0 S: 3	H: 0 LOB: 0 BB: 0 P: 3	R: 0 E: 0 K: 0 S: 3	H: 0 LOB: 0 BB: 0 P: 3	R: 0 E: 0 K: 0 S: 3	H: 0 LOB: 0 BB: 0 P: 3	1B: 10 2B: 2 3B: 1 HR: 0	SF: 0 SAC: 2 DP: 0 HBP: 0	WP: 0 PB: 0 SB: 0 CS: 0	PA: 60				
PITCHER	IP 9.0	WLS 38	BF 9	H 2	R 2	ER 2	SO 10	BB 0	IBB 1	HBP 0	BLK 0	WP 0	HR 0	S 57	P 61	ERA 2.73	WHIP 1.000													
Claude Osteen, L ERA: 2.73 (1, 1)																														
Al McBean, R ERA: 3.08 (10, 1)	3.0	15	4	0	0	1	1	1	0	0	0	0	0	15	23	0.00	1.667													
Pete Mikkelsen, R ERA: 2.95 (13, 1)	2.0	W	7	0	0	1	1	0	0	0	0	0	0	8	12	0.00	0.500													

San Francisco Giants @ Los Angeles Dodgers
Dodger Stadium, Los Angeles, CA
Sat Jul 12 1969, 7:05 PM PDT
Att. 45,593 - Unknown

AB 54
R 2
H 13
RBI 2
BB 4
SO 12
LOB 31



Batter	1	2	3	4	5	6	7	8	9	10	11	12	13	14	AB	R	H	RBI	BB	SO	LOB	BOTTOM								
Maury Wills, S OBP: 0.337, SLG: 0.294 (1, 6)															7	0	2	0	0	0	3									
Willie Davis, L OBP: 0.333, SLG: 0.440 (1, 8)															7	1	2	0	0	1	2									
Wes Parker, S OBP: 0.369, SLG: 0.445 (1, 3)															4	0	2	1	2	0	2									
Andy Kosco, R OBP: 0.273, SLG: 0.442 (1, 9)															4	0	0	0	0	1	3									
Len Gabrielson, L OBP: 0.359, SLG: 0.403 (11, 9)															1	0	0	0	0	0	1									
Tom Haller, L OBP: 0.353, SLG: 0.394 (1, 2)															5	0	1	0	1	1	1									
Bill Sudakis, S OBP: 0.281, SLG: 0.342 (1, 5)															6	0	0	0	0	0	4									
Willie Crawford, L OBP: 0.349, SLG: 0.458 (1, 7)															6	1	3	0	0	0	2									
Ted Sizemore, R OBP: 0.314, SLG: 0.303 (1, 4)														5	1	2	0	0	0	2										
Claude Osteen, L OBP: 0.295, SLG: 0.293 (1, 1)														2	0	0	1	0	1	2										
Jim Lefebvre, S OBP: 0.342, SLG: 0.285 (9, PH)														1	0	0	0	0	0	1										
Al McBean, R OBP: 0.200, SLG: 0.200 (10, 1)														0	0	0	0	0	0	0										
Bill Russell, R OBP: 0.333, SLG: 0.395 (12, PH)														1	0	0	0	0	1	0										
Pete Mikkelsen, R ERA: 2.95 (13, 1)														0	0	0	0	0	0	0										
Inning Stats	R: 0 E: 0 K: 0 S: 3	H: 1 LOB: 1 BB: 1 P: 7	R: 0 E: 0 K: 0 S: 3	H: 0 LOB: 0 BB: 0 P: 3	R: 0 E: 0 K: 1 S: 7	H: 0 LOB: 1 BB: 0 P: 7	R: 0 E: 0 K: 0 S: 3	H: 0 LOB: 0 BB: 0 P: 3	R: 1 E: 0 K: 0 S: 5	H: 2 LOB: 1 BB: 0 P: 5	R: 0 E: 0 K: 0 S: 7	H: 0 LOB: 0 BB: 0 P: 7	R: 0 E: 0 K: 0 S: 3	H: 0 LOB: 0 BB: 0 P: 3	R: 0 E: 0 K: 0 S: 3	H: 0 LOB: 0 BB: 0 P: 3	R: 0 E: 0 K: 0 S: 3	H: 0 LOB: 0 BB: 0 P: 3	R: 0 E: 0 K: 0 S: 3	H: 0 LOB: 0 BB: 0 P: 3	R: 0 E: 0 K: 0 S: 3	H: 0 LOB: 0 BB: 0 P: 3	1B: 10 2B: 1 3B: 1 HR: 0	SF: 1 SAC: 3 DP: 1 HBP: 0	WP: 0 PB: 0 SB: 1 CS: 0	PA: 56				
PITCHER	IP 7.2	WLS 32	BF 9	H 2	R 2	ER 2	SO 3	BB 1	IBB 0	HBP 0	BLK 0	WP 0	HR 0	S 37	P 41	ERA 2.35	WHIP 1.304													
Ron Herbel, R ERA: 3.88 (1, 1)																														
Frank Linzy, R ERA: 3.56 (8, 1)	6.0	L	24	3	1	0	2	1	1	0	0	0	0	26	34	0.00	0.667													

San Francisco Giants @ Los Angeles Dodgers
Dodger Stadium, Los Angeles, CA
Sat Jul 12 1969, 7:05 PM PDT
Att. 45,593 - Unknown

AB 49
R 3
H 12
RBI 2
BB 3
SO 5
LOB 23



Batter	1	2	3	4	5	6	7	8	9	AB	R	H	RBI	BB	SO	LOB	TOP									
Tito Fuentes, S OBP: 0.359, SLG: 0.429 (1, 6)										5	1	1	0	0	1	0	San Francisco Giants @ Los Angeles Dodgers Dodger Stadium, Los Angeles, CA Sun Jul 13 1969, 3:33 AM PDT Att: 36,455 - Unknown livebaseballscorecards.com									
Ron Hunt, R OBP: 0.360, SLG: 0.323 (1, 4)										2	1	0	0	1	0	1										
Bobby Bonds, R OBP: 0.361, SLG: 0.494 (1, 8)										5	1	2	2	0	2	2										
Willie McCovey, L OBP: 0.453, SLG: 0.706 (1, 3)										4	0	1	0	0	0	3										
Ken Henderson, S OBP: 0.284, SLG: 0.354 (1, 9)										4	0	1	0	0	1	2										
Dave Marshall, L OBP: 0.366, SLG: 0.296 (1, 7)										3	0	1	0	1	1	0										
Bobby Etheridge, R OBP: 0.409, SLG: 0.430 (1, 5)										3	0	0	0	1	1	3										
Jim Davenport, R OBP: 0.323, SLG: 0.342 (8, 5)										0	0	0	0	0	0	0										
Bob Barton, R OBP: 0.204, SLG: 0.157 (1, 2)										4	0	1	0	0	2	4										
Mike McCormick, L OBP: 0.216, SLG: 0.286 (1, 1)										4	0	0	0	0	2	1										
Inning Stats	R: 1 E: 0 K: 0 S: 5	H: 2 LOB: 1 BB: 0 P: 5	R: 0 E: 0 K: 2 S: 8	H: 1 LOB: 1 BB: 0 P: 8	R: 0 E: 0 K: 1 S: 5	H: 0 LOB: 1 BB: 0 P: 6	R: 0 E: 0 K: 1 S: 6	H: 2 LOB: 1 BB: 0 P: 6	R: 1 E: 1 K: 1 S: 6	H: 0 LOB: 1 BB: 1 P: 10	R: 0 E: 0 K: 0 S: 3	H: 0 LOB: 0 BB: 0 P: 3	R: 0 E: 0 K: 2 S: 9	H: 2 LOB: 2 BB: 1 P: 13	R: 0 E: 0 K: 2 S: 7	H: 0 LOB: 1 BB: 0 P: 8	1B: 4 2B: 1 3B: 1 HR: 1	SF: 0 SAC: 0 DP: 0 HBP: 2	WP: 0 PB: 0 SB: 0 CS: 0	PA: 39						
PITCHER Bill Singer, R ERA: 1.97 (1, 1)	IP: 9.0 WLS: L BF: 39	H: 7 R: 3 ER: 2 SO: 10	BB: 3 IBB: 0 HBP: 2 BLK: 0	WP: 0 HR: 1 S: 54 P: 68	ERA: 2.00 WHIP: 1.111											ERA: 2.00 WHIP: 1.111										

Batter	1	2	3	4	5	6	7	8	9	AB	R	H	RBI	BB	SO	LOB	BOTTOM									
Maury Wills, S OBP: 0.336, SLG: 0.303 (1, 6)										4	1	1	1	0	1	0	San Francisco Giants @ Los Angeles Dodgers Dodger Stadium, Los Angeles, CA Sun Jul 13 1969, 3:33 AM PDT Att: 36,455 - Unknown livebaseballscorecards.com									
Manny Mota, R OBP: 0.408, SLG: 0.440 (1, 7)										4	1	2	1	0	0	0										
Bill Russell, R OBP: 0.332, SLG: 0.392 (1, 8)										4	0	1	0	0	0	1										
Andy Kosco, R OBP: 0.273, SLG: 0.439 (1, 9)										4	0	1	0	0	0	2										
Wes Parker, S OBP: 0.368, SLG: 0.440 (1, 3)										3	0	0	0	1	0	0										
John Miller, R OBP: 0.250, SLG: 0.233 (1, 5)										4	0	0	0	0	1	3										
Ted Sizemore, R OBP: 0.314, SLG: 0.302 (1, 4)										4	0	1	0	0	0	0										
Jeff Torborg, R OBP: 0.237, SLG: 0.246 (1, 2)										3	0	0	0	0	0	1										
Ken Boyer, R OBP: 0.313, SLG: 0.286 (9, PH)										1	0	0	0	0	0	1										
Bill Singer, R OBP: 0.115, SLG: 0.085 (1, 1)										3	0	0	0	0	0	0										
Bill Sudakis, S OBP: 0.280, SLG: 0.341 (9, PH)										1	0	0	0	0	0	1										
Inning Stats	R: 0 E: 0 K: 0 S: 5	H: 2 LOB: 3 BB: 1 P: 9	R: 0 E: 0 K: 0 S: 3	H: 0 LOB: 0 BB: 0 P: 3	R: 0 E: 1 K: 0 S: 4	H: 0 LOB: 1 BB: 0 P: 4	R: 0 E: 0 K: 1 S: 6	H: 1 LOB: 1 BB: 0 P: 6	R: 1 E: 0 K: 0 S: 5	H: 2 LOB: 1 BB: 0 P: 5	R: 0 E: 0 K: 0 S: 3	H: 0 LOB: 0 BB: 0 P: 3	R: 0 E: 0 K: 1 S: 5	H: 0 LOB: 0 BB: 0 P: 5	R: 0 E: 0 K: 0 S: 4	H: 1 LOB: 0 BB: 0 P: 4	R: 0 E: 1 K: 0 S: 4	H: 0 LOB: 1 BB: 0 P: 4	1B: 4 2B: 0 3B: 0 HR: 2	SF: 0 SAC: 0 DP: 0 HBP: 0	WP: 0 PB: 0 SB: 0 CS: 0	PA: 36				
PITCHER Mike McCormick, L ERA: 3.12 (1, 1)	IP: 9.0 WLS: W BF: 36	H: 6 R: 2 ER: 2 SO: 2	BB: 1 IBB: 0 HBP: 0 BLK: 0	WP: 0 HR: 2 S: 39 P: 43	ERA: 2.00 WHIP: 0.778											ERA: 2.00 WHIP: 0.778										

Batter	1	2	3	4	5	6	7	8	9	AB	R	H	RBI	BB	SO	LOB	TOP				
John Spin, R OBP: 0.254, SLG: 0.328 (1, 4)	0-0 4-3		0-0 1B			0-0 1B		0-0 6-3	0-0 G1-6-3	5	0	2	0	0	0	2					
Roberto Pena, R OBP: 0.286, SLG: 0.310 (1, 6)	0-3 K		0-0 6-3			0-0 F5		0-0 F9		4	0	0	0	0	1	2					
Ollie Brown, R OBP: 0.320, SLG: 0.417 (1, 9)	0-3 K			0-0 CS 1B		0-0 1B		0-0 E5 1B		4	1	2	0	0	1	0					
Al Ferrara, R OBP: 0.351, SLG: 0.443 (1, 7)		0-0 F3		0-3 K		0-0 1B		0-0 HR 1B		4	1	2	1	0	1	1					
Van Kelly, L OBP: 0.338, SLG: 0.537 (1, 5)		0-0 6-3		0-0 1-3		0-0 F8		0-0 HR 1B		4	1	1	2	0	0	4					
Larry Stahl, L OBP: 0.240, SLG: 0.228 (1, 3)		0-0 2B			0-3 K	0-3 K		0-0 4-3		4	0	1	0	0	2	3					
Ivan Murrell, R OBP: 0.303, SLG: 0.330 (1, 8)		0-0 F3			0-0 F8		0-3 K		0-0 1B G5 1B	4	0	1	0	0	1	1					
Chris Cannizzaro, R OBP: 0.330, SLG: 0.331 (1, 2)			0-0 L5-3 1B		0-0 E5		0-0 6-3		0-0 G5	4	0	1	0	0	0	1					
Dave Roberts, L OBP: 0.250, SLG: 0.250 (1, 1)			0-0 L5-3		0-0 3-1		0-3 K		0-0 G1-6-3 1B	1	0	0	0	0	0	1					
Jack Baldschun, R OBP: 0.400, SLG: 0.250 (4, 1)										0	0	0	0	0	0	0					
Walt Hirsch, R OBP: 0.192, SLG: 0.190 (5, PH)										0	0	0	0	0	0	1					
Tommie Sisk, R OBP: 0.342, SLG: 0.391 (5, 1)										0	0	0	0	0	0	0					
Cito Gaston, R OBP: 0.350, SLG: 0.279 (7, PH)										0	0	0	0	0	0	0					
Billy McCool, R OBP: 0.300, SLG: 0.375 (7, 1)										0	0	0	0	0	0	0					
Ed Spiezio, R OBP: 0.270, SLG: 0.279 (9, PH)										0	0	0	0	0	0	0					
Jose Arcia, R OBP: 0.270, SLG: 0.279 (9, PH)										0	0	0	0	0	0	0					
Inning Stats	R: 0 E: 0 K: 2 S: 7	H: 0 LOB: 0 BB: 0 P: 7	R: 0 E: 0 K: 0 S: 4	H: 1 LOB: 1 BB: 0 P: 4	R: 0 E: 0 K: 0 S: 4	H: 2 LOB: 1 BB: 0 P: 4	R: 0 E: 0 K: 1 S: 5	H: 1 LOB: 1 BB: 0 P: 5	R: 0 E: 1 K: 1 S: 6	H: 0 LOB: 1 BB: 0 P: 6	R: 0 E: 0 K: 1 S: 8	H: 3 LOB: 3 BB: 0 P: 8	R: 0 E: 0 K: 1 S: 7	H: 0 LOB: 0 BB: 0 P: 7	R: 3 E: 1 K: 0 S: 6	H: 2 LOB: 0 BB: 0 P: 6	R: 0 E: 0 K: 0 S: 4	H: 2 LOB: 2 BB: 0 P: 4	1B: 9 2B: 2 3B: 0 HR: 1	SF: 0 SAC: 0 DP: 2 HBP: 0	WP: 0 PA: 37 PB: 0 SB: 0 CS: 1
PITCHER Gaylord Perry, R ERA: 2.66 (1, 1)	IP: 9.0 WLS: W BF: 37 H: 11 R: 3 ER: 0 SO: 7 BB: 0 IBB: 0 HBP: 0 BLK: 0 WP: 0 HR: 1 S: 51 P: 51 ERA: 0.00 WHIP: 1.222											PITCHER IP: 0 WLS: 0 BF: 0 H: 0 R: 0 ER: 0 SO: 0 BB: 0 IBB: 0 HBP: 0 BLK: 0 WP: 0 HR: 0 S: 0 P: 0 ERA: 0.00 WHIP: 0.00									

San Diego Padres @ San Francisco Giants
Candlestick Park, San Francisco, CA
Wed Jul 16 1969, 6:33 AM EDT
Att: 3,215 - Unknown


AB 37
R 3
H 11
RBI 3
BB 0
SO 7
LOB 16



Batter	1	2	3	4	5	6	7	8	9	AB	R	H	RBI	BB	SO	LOB	BOTTOM		
Bobby Bonds, R OBP: 0.362, SLG: 0.500 (1, 9)	0-3 K	0-3 K		0-0 1-H 3-H HR		0-3 K		0-0 1B 2B		5	1	2	3	0	3	2			
Ron Hunt, R OBP: 0.360, SLG: 0.327 (1, 4)	0-0 F8	0-0 F3		0-0 2B			0-0 WP HBP 1B	0-0 2-H 1B		3	0	1	0	0	0	1			
Don Mason, L OBP: 0.314, SLG: 0.239 (5, 4)										2	0	2	0	0	0	0			
Willie Mays, R OBP: 0.357, SLG: 0.430 (1, 8)	4-0 BB BB BB		0-0 5-3	0-0 5-3			1-0 WP HBP			2	1	0	0	1	0	1			
Willie McCovey, L OBP: 0.448, SLG: 0.703 (1, 3)	4-0 BB BB BB		0-0 5-3		0-3 K		0-3 K			3	0	0	0	1	2	2			
Ken Henderson, S OBP: 0.282, SLG: 0.340 (1, 7)	4-0 1-2 2-3 BB		0-0 F5		0-3 K		4-0 IBB			2	0	0	0	2	1	0			
Tito Fuentes, S OBP: 0.342, SLG: 0.391 (1, 5)	4-0 1-2 2-3 3-H BB		0-0 F5		0-0 G3		0-0 F9			3	0	0	1	1	0	3			
Jim Davenport, R OBP: 0.323, SLG: 0.338 (9, 5)										0	0	0	0	0	0	0			
Hal Lanier, R OBP: 0.266, SLG: 0.270 (1, 6)	0-0 F3			0-0 FC3-6 HR 1B		0-0 1-3				4	1	1	0	0	0	6			
Bob Barton, R OBP: 0.274, SLG: 0.167 (1, 2)		0-0 SH5-4 1B		4-0 FC3-6 BB		4-0 FC1-6 BB		0-0 F9		2	0	1	0	2	0	0			
Gaylord Perry, R OBP: 0.156, SLG: 0.100 (1, 1)		0-0 SH5-4		0-0 FC3-6 HR		0-0 FC1-6		0-0 6-3		3	1	0	0	0	0	3			
Inning Stats	R: 1 E: 0 K: 1 S: 5	H: 0 LOB: 3 BB: 4 P: 21	R: 0 E: 0 K: 1 S: 6	H: 1 LOB: 1 BB: 0 P: 6	R: 0 E: 0 K: 0 S: 3	H: 0 LOB: 0 BB: 0 P: 3	R: 3 E: 0 K: 0 S: 6	H: 3 LOB: 1 BB: 1 P: 10	R: 0 E: 0 K: 2 S: 7	H: 0 LOB: 0 BB: 0 P: 7	R: 0 E: 0 K: 1 S: 5	H: 0 LOB: 1 BB: 1 P: 9	R: 0 E: 0 K: 1 S: 6	H: 1 LOB: 3 BB: 1 P: 11	R: 0 E: 0 K: 0 S: 4	H: 2 LOB: 2 BB: 0 P: 4	1B: 4 2B: 2 3B: 0 HR: 1	SF: 0 SAC: 1 DP: 0 HBP: 1	WP: 1 PA: 38 PB: 0 SB: 0 CS: 0
PITCHER Dave Roberts, L ERA: 5.73 (1, 1)	IP: 3.2 WLS: L BF: 20 H: 4 R: 4 ER: 4 SO: 2 BB: 5 IBB: 0 HBP: 0 BLK: 0 WP: 0 HR: 1 S: 19 P: 39 ERA: 9.82 WHIP: 2.455											PITCHER IP: 0 WLS: 0 BF: 0 H: 0 R: 0 ER: 0 SO: 0 BB: 0 IBB: 0 HBP: 0 BLK: 0 WP: 0 HR: 0 S: 0 P: 0 ERA: 0.00 WHIP: 0.000							
Jack Baldschun, R ERA: 4.03 (4, 1)	0.1	1	0	0	0	0	0	0	0	0	0	1	1	0.00	0.000				
Tommie Sisk, R ERA: 5.47 (5, 1)	2.0	7	0	0	0	3	1	0	0	0	0	12	16	0.00	0.500				
Billy McCool, L ERA: 3.65 (7, 1)	2.0	10	3	0	0	1	0	1	1	0	1	0	10	15	0.00	1.500			

San Diego Padres @ San Francisco Giants
Candlestick Park, San Francisco, CA
Wed Jul 16 1969, 6:33 AM EDT
Att: 3,215 - Unknown

AB 29
R 4
H 7
RBI 4
BB 7
SO 6
LOB 18



Batter	1	2	3	4	5	6	7	8	9	AB	R	H	RBI	BB	SO	LOB	TOP											
Maury Wills, S OBP: 0.345, SLG: 0.338										6	2	3	4	0	1	1	Los Angeles Dodgers @ San Francisco Giants Candlestick Park, San Francisco, CA Thu Jul 17 1969, 6:33 AM EDT Att: 13,398 - Unknown											
Willie Crawford, L OBP: 0.343, SLG: 0.464 Manny Mota, R OBP: 0.394, SLG: 0.423										3	0	0	0	0	1	1												
Willie Davis, L OBP: 0.332, SLG: 0.455										6	0	0	0	0	2	2												
Len Gabrielson, L OBP: 0.341, SLG: 0.378 Andy Kosco, R OBP: 0.275, SLG: 0.439 Jim Brewer, L OBP: 0.250, SLG: 0.286										3	0	2	0	0	0	1												
Wes Parker, S OBP: 0.378, SLG: 0.474										5	2	3	2	0	0	2												
Tom Haller, L OBP: 0.343, SLG: 0.379										5	1	1	0	0	2	2												
Bill Sudakis, S OBP: 0.281, SLG: 0.343										4	3	2	1	1	0	3												
Ted Sizemore, R OBP: 0.315, SLG: 0.298										3	2	1	0	1	0	2												
Joe Moeller, R OBP: 0.222, SLG: 0.222 Al McBean, R OBP: 0.290, SLG: 0.200 Ken Boyer, R OBP: 0.353, SLG: 0.400 John Purdin, R OBP: 0.289, SLG: 0.289 Bill Russell, R OBP: 0.322, SLG: 0.379										2	1	1	1	0	0	0												
Inning Stats	R: 1 E: 1 K: 0 S: 4	H: 1 LOB: 0 BB: 0 P: 4	R: 3 E: 0 K: 1 S: 8	H: 3 LOB: 1 BB: 1 P: 12	R: 0 E: 0 K: 0 S: 5	H: 2 LOB: 2 BB: 0 P: 5	R: 0 E: 0 K: 0 S: 3	H: 0 LOB: 0 BB: 0 P: 3	R: 0 E: 0 K: 1 S: 8	H: 1 LOB: 1 BB: 0 P: 8	R: 2 E: 0 K: 1 S: 8	H: 3 LOB: 1 BB: 0 P: 8	R: 7 E: 2 K: 2 S: 14	H: 5 LOB: 1 BB: 1 P: 18	R: 0 E: 0 K: 2 S: 8	H: 1 LOB: 2 BB: 0 P: 9		R: 0 E: 0 K: 0 S: 3	H: 0 LOB: 0 BB: 0 P: 3	1B: 10 2B: 3 3B: 2 HR: 2	SF: 0 SAC: 0 DP: 1 HBP: 1	WP: 1 PB: 0 SB: 0 CS: 0	PA: 48					
PITCHER	IP	WLS	BF	H	R	ER	SO	BB	IBB	HBP	BLK	WP	HR	S	P	ERA	WHIP											
Ron Herbel, R ERA: 4.24	(1, 1)	2.2	15	6	4	4	1	1	0	0	0	0	1	16	20	13.50	2.625											
Ray Sadecki, L ERA: 4.72	(3, 1)	3.2	19	7	6	5	3	0	0	0	0	0	1	25	25	12.27	1.909											
Frank Linzy, R ERA: 3.84	(7, 1)	0.0	4	2	3	2	0	1	0	0	0	1	0	3	7	∞	∞											
Ron Bryant, L ERA: 3.88	(7, 1)	2.2	W	10	1	0	0	4	0	0	1	0	0	0	17	18	0.00	0.375										

Batter	1	2	3	4	5	6	7	8	9	AB	R	H	RBI	BB	SO	LOB	BOTTOM										
Dave Marshall, L OBP: 0.368, SLG: 0.305										5	3	3	1	0	1	1	Los Angeles Dodgers @ San Francisco Giants Candlestick Park, San Francisco, CA Thu Jul 17 1969, 6:33 AM EDT Att: 13,398 - Unknown										
Ron Hunt, R OBP: 0.366, SLG: 0.339 Don Mason, L OBP: 0.311, SLG: 0.236										2	1	2	4	1	0	0											
Bobby Bonds, R OBP: 0.365, SLG: 0.518										5	3	3	5	0	1	0											
Willie McCovey, L OBP: 0.446, SLG: 0.696 Frank Linzy, R OBP: 0.316, SLG: 0.167 Ron Bryant, S										4	0	1	0	0	0	0											
Jim Davenport, R OBP: 0.322, SLG: 0.338										3	0	1	1	0	0	0											
Ken Henderson, S OBP: 0.286, SLG: 0.340										3	1	1	0	0	0	1											
Hal Lanier, R OBP: 0.266, SLG: 0.270										4	2	1	0	0	1	3											
Bob Barton, R OBP: 0.277, SLG: 0.175 Jim Ray Hart, R OBP: 0.394, SLG: 0.323 John Stephenson, L OBP: 0.143, SLG: 0.143										3	0	1	0	0	0	1											
Ron Herbel, R ERA: 3.82 Ray Sadecki, L OBP: 0.167, SLG: 0.241 Bob Burda, R OBP: 0.327, SLG: 0.489										1	1	0	0	0	0	2											
Inning Stats	R: 2 E: 0 K: 0 S: 5	H: 3 LOB: 1 BB: 1 P: 9	R: 3 E: 0 K: 0 S: 6	H: 4 LOB: 0 BB: 0 P: 6	R: 0 E: 0 K: 0 S: 3	H: 0 LOB: 0 BB: 0 P: 3	R: 4 E: 1 K: 0 S: 7	H: 3 LOB: 0 BB: 0 P: 7	R: 0 E: 0 K: 1 S: 5	H: 0 LOB: 1 BB: 0 P: 6	R: 2 E: 0 K: 0 S: 5	H: 2 LOB: 0 BB: 0 P: 5	R: 3 E: 0 K: 2 S: 10	H: 3 LOB: 0 BB: 0 P: 10	R: 0 E: 0 K: 2 S: 7	H: 0 LOB: 0 BB: 0 P: 7		R: 0 E: 0 K: 0 S: 3	H: 0 LOB: 0 BB: 0 P: 3	1B: 9 2B: 3 3B: 0 HR: 3	SF: 1 SAC: 0 DP: 0 HBP: 1	WP: 0 PB: 0 SB: 0 CS: 0	PA: 40				
PITCHER	IP	WLS	BF	H	R	ER	SO	BB	IBB	HBP	BLK	WP	HR	S	P	ERA	WHIP										
Joe Moeller, R ERA: 3.82	(1, 1)	3.2	21	10	9	5	0	1	0	0	0	0	0	6	7	0.00	0.000										
Al McBean, R ERA: 3.38	(4, 1)	1.1	5	0	0	0	1	0	0	1	0	0	0	6	7	0.00	0.000										
John Purdin, R ERA: 6.28	(6, 1)	1.0	5	2	2	2	0	0	0	0	0	0	1	5	5	18.00	2.000										
Jim Brewer, L ERA: 2.34	(7, 1)	2.0	L	9	3	3	3	4	0	0	0	0	1	17	17	13.50	1.500										

AB	45
R	13
H	16
RBI	12
BB	2
SO	8
LOB	18



Batter	1	2	3	4	5	6	7	8	9	AB	R	H	RBI	BB	SO	LOB	TOP			
Maury Wills, S OBP: 0.346, SLG: 0.340 (1, 6)										4	1	2	1	0	0	0	Los Angeles Dodgers @ San Francisco Giants Candlestick Park, San Francisco, CA Fri Jul 18 1969, 10:05 PM EDT Att: 26,912 - Unknown			
Manny Mota, R OBP: 0.400, SLG: 0.429 (1, 7)										4	0	3	0	0	0	0				
Willie Davis, L OBP: 0.327, SLG: 0.447 (1, 8)										4	1	0	0	0	1	6				
Wes Parker, S OBP: 0.379, SLG: 0.481 (1, 3)										4	0	2	2	0	0	3				
Andy Kosco, R OBP: 0.272, SLG: 0.435 (8, PH)										3	0	0	0	0	2	1				
Len Gabrielson, L OBP: 0.337, SLG: 0.373 (8, PH)										1	0	0	0	0	1	1				
Bill Russell, R OBP: 0.322, SLG: 0.379 (8, 9)										0	0	0	0	0	0	0				
Bill Sudakis, S OBP: 0.277, SLG: 0.338 (1, 5)										4	0	0	0	0	0	1				
Ted Sizemore, R OBP: 0.315, SLG: 0.298 (1, 4)										4	1	1	0	0	0	0				
Jeff Torborg, R OBP: 0.254, SLG: 0.277 (1, 2)										4	0	0	0	0	0	1				
Bill Singer, R OBP: 0.111, SLG: 0.082 (9, 1)										2	0	0	0	0	2	0				
Jim Brewer, L OBP: 0.250, SLG: 0.286 (9, 1)										0	0	0	0	0	0	0				
Inning Stats	R: 2 E: 0 K: 1 S: 8	H: 3 LOB: 1 BB: 0 P: 8	R: 1 E: 0 K: 0 S: 7	H: 3 LOB: 3 BB: 0 P: 7	R: 0 E: 0 K: 0 S: 3	H: 0 LOB: 0 BB: 0 P: 3	R: 0 E: 0 K: 1 S: 5	H: 0 LOB: 0 BB: 0 P: 5	R: 0 E: 0 K: 1 S: 5	H: 0 LOB: 0 BB: 0 P: 5	R: 0 E: 0 K: 1 S: 5	H: 0 LOB: 0 BB: 0 P: 5	R: 0 E: 0 K: 1 S: 6	H: 2 LOB: 1 BB: 0 P: 6	R: 0 E: 0 K: 0 S: 3	H: 0 LOB: 0 BB: 0 P: 3	1B: 7 2B: 0 3B: 1 HR: 0	SF: 0 SAC: 1 DP: 1 HBP: 0	WP: 0 PB: 0 SB: 0 CS: 0	PA: 35
PITCHER	IP WLS BF H R ER SO BB IBB HBP BLK WP HR S P ERA WHIP																			
Mike McCormick, L ERA: 3.22	5.0 L 22 6 3 3 3 0 0 0 0 0 0 0 28 28 5.40 1.200																			
Bobby Bolin, R ERA: 4.3	2.0 6 0 0 0 2 0 0 0 0 0 0 0 10 10 0.00 0.000																			
Frank Linzy, R ERA: 3.72	2.0 7 2 0 0 1 0 0 0 0 0 0 0 9 9 0.00 1.000																			

Batter	1	2	3	4	5	6	7	8	9	AB	R	H	RBI	BB	SO	LOB	BOTTOM					
Dave Marshall, L OBP: 0.366, SLG: 0.299 (1, 7)										3	0	0	0	1	1	2	Los Angeles Dodgers @ San Francisco Giants Candlestick Park, San Francisco, CA Fri Jul 18 1969, 10:05 PM EDT Att: 26,912 - Unknown					
Dick Dietz, R OBP: 0.368, SLG: 0.381 (9, PH)										5	0	0	0	0	1	5						
Ron Hunt, R OBP: 0.360, SLG: 0.333 (1, 4)										4	0	1	0	0	2	0						
Bobby Bonds, R OBP: 0.363, SLG: 0.515 (1, 8)										4	0	1	0	0	2	0						
Willie McCovey, L OBP: 0.443, SLG: 0.693 (1, 3)										4	0	1	0	0	1	1						
Jim Davenport, R OBP: 0.325, SLG: 0.341 (1, 5)										4	0	2	0	0	0	2						
Ken Henderson, S OBP: 0.280, SLG: 0.333 (1, 9)										4	0	0	0	0	0	4						
Hal Lanier, R OBP: 0.266, SLG: 0.270 (1, 6)										3	1	1	0	0	0	1						
Bob Burda, L OBP: 0.333, SLG: 0.489 (9, PH)										0	0	0	0	1	0	0						
Tito Fuentes, S OBP: 0.342, SLG: 0.391 (9, PR)										0	0	0	0	0	0	0						
Bob Barton, R OBP: 0.284, SLG: 0.186 (1, 2)										2	0	1	0	0	0	0						
John Stephenson, L OBP: 0.111, SLG: 0.111 (8, 2)										2	0	0	0	0	1	2						
Mike McCormick, L OBP: 0.211, SLG: 0.278 (5, PH)										1	0	0	0	0	1	0						
Don Mason, L OBP: 0.211, SLG: 0.278 (5, PH)										0	0	0	0	0	1	0						
Bobby Bolin, R OBP: 0.256, SLG: 0.236 (8, 1)										0	0	0	0	0	0	0						
Jim Ray Hart, R OBP: 0.256, SLG: 0.236 (8, 1)										1	1	1	2	0	0	0						
Frank Linzy, R OBP: 0.218, SLG: 0.162 (8, 1)										0	0	0	0	0	0	0						
Willie Mays, R OBP: 0.256, SLG: 0.428 (8, PH)										1	0	0	0	0	0	2						
Inning Stats	R: 0 E: 0 K: 3 S: 9	H: 0 LOB: 0 BB: 0 P: 9	R: 0 E: 0 K: 1 S: 6	H: 1 LOB: 1 BB: 0 P: 6	R: 0 E: 0 K: 1 S: 5	H: 0 LOB: 1 BB: 1 P: 9	R: 0 E: 0 K: 0 S: 4	H: 1 LOB: 1 BB: 0 P: 4	R: 0 E: 0 K: 0 S: 4	H: 1 LOB: 2 BB: 1 P: 8	R: 0 E: 0 K: 1 S: 6	H: 1 LOB: 1 BB: 0 P: 6	R: 2 E: 0 K: 1 S: 7	H: 2 LOB: 0 BB: 0 P: 7	R: 0 E: 0 K: 0 S: 4	H: 1 LOB: 1 BB: 0 P: 4	R: 0 E: 0 K: 0 S: 3	H: 0 LOB: 2 BB: 1 P: 8	1B: 5 2B: 1 3B: 0 HR: 1	SF: 0 SAC: 0 DP: 0 HBP: 1	WP: 0 PB: 0 SB: 0 CS: 0	PA: 38
PITCHER	IP WLS BF H R ER SO BB IBB HBP BLK WP HR S P ERA WHIP																					
Bill Singer, R ERA: 1.98	8.2 W 36 7 2 2 7 3 0 0 0 0 0 0 1 47 59 2.08 1.154																					
Jim Brewer, L ERA: 2.32	0.1 S 2 0 0 0 0 0 0 0 1 0 0 0 1 2 0.00 0.000																					

Batter	1	2	3	4	5	6	7	8	9	AB	R	H	RBI	BB	SO	LOB	TOP			
Maury Wills, S OBP: 0.348, SLG: 0.343										4	1	2	0	0	0	1	Los Angeles Dodgers @ San Francisco Giants Candlestick Park, San Francisco, CA Sun Jul 20 1969, 6:33 AM EDT Att: 32,560 - Unknown			
Manny Mota, R OBP: 0.393, SLG: 0.431										4	1	1	1	0	0	1				
Willie Crawford, L OBP: 0.338, SLG: 0.453										4	0	0	0	0	2	2				
Wes Parker, S OBP: 0.378, SLG: 0.475										3	1	1	0	1	1	1				
Len Gabrielson, L OBP: 0.330, SLG: 0.363										4	0	2	1	0	0	1				
Tom Haller, L OBP: 0.341, SLG: 0.375										4	0	1	1	0	1	1				
Bill Sudakis, S OBP: 0.280, SLG: 0.334										3	0	0	0	1	1	1				
Ted Sizemore, R OBP: 0.313, SLG: 0.297										4	0	0	0	0	1	4				
Claude Osteen, L OBP: 0.269, SLG: 0.266										3	0	0	0	0	0	3				
Jim Brewer, L OBP: 0.250, SLG: 0.286										0	0	0	0	0	0	0				
Inning Stats	R: 3 E: 0 K: 0 S: 7	H: 4 LOB: 3 BB: 2 P: 15	R: 0 E: 0 K: 1 S: 6	H: 1 LOB: 1 BB: 0 P: 6	R: 0 E: 0 K: 1 S: 5	H: 0 LOB: 0 BB: 0 P: 5	R: 0 E: 0 K: 1 S: 5	H: 0 LOB: 0 BB: 0 P: 5	R: 0 E: 0 K: 0 S: 4	H: 1 LOB: 1 BB: 0 P: 4	R: 0 E: 1 K: 0 S: 3	H: 0 LOB: 0 BB: 0 P: 3	R: 0 E: 0 K: 1 S: 5	H: 1 LOB: 0 BB: 0 P: 5	R: 0 E: 0 K: 1 S: 5	H: 0 LOB: 0 BB: 0 P: 5	1B: 6 2B: 0 3B: 1 HR: 0	SF: 0 SAC: 0 DP: 2 HBP: 0	WP: 0 PB: 0 SB: 0 CS: 0	PA: 35
PITCHER Gaylord Perry, R ERA: 2.68	IP: 9.0 WLS: W BF: 35 H: 7 R: 3 ER: 3 SO: 6 BB: 2 IBB: 0 HBP: 0 BLK: 0 WP: 0 HR: 0 S: 45 P: 53 ERA: 3.00 WHIP: 1.000																			

Batter	1	2	3	4	5	6	7	8	9	AB	R	H	RBI	BB	SO	LOB	BOTTOM			
Bobby Bonds, R OBP: 0.363, SLG: 0.507										3	1	0	0	1	2	0	Los Angeles Dodgers @ San Francisco Giants Candlestick Park, San Francisco, CA Sun Jul 20 1969, 6:33 AM EDT Att: 32,560 - Unknown			
Ron Hunt, R OBP: 0.357, SLG: 0.332										4	1	1	0	1	0	0				
Willie Mays, R OBP: 0.360, SLG: 0.433										4	1	2	1	1	0	2				
Willie McCovey, L OBP: 0.448, SLG: 0.710										3	1	1	2	1	1	1				
Jim Davenport, R OBP: 0.326, SLG: 0.340										3	0	0	0	1	0	2				
Ken Henderson, S OBP: 0.279, SLG: 0.345										4	0	1	0	0	2	1				
Hal Lanier, R OBP: 0.267, SLG: 0.271										4	1	2	0	0	0	1				
Bob Barton, R OBP: 0.284, SLG: 0.212										4	1	2	1	0	0	1				
Gaylord Perry, R OBP: 0.162, SLG: 0.156										4	1	1	1	0	2	3				
Inning Stats	R: 0 E: 0 K: 1 S: 5	H: 0 LOB: 0 BB: 1 P: 5	R: 0 E: 0 K: 0 S: 2	H: 0 LOB: 0 BB: 1 P: 6	R: 2 E: 1 K: 0 S: 4	H: 1 LOB: 0 BB: 1 P: 8	R: 2 E: 0 K: 1 S: 8	H: 3 LOB: 2 BB: 1 P: 12	R: 0 E: 0 K: 2 S: 8	H: 1 LOB: 1 BB: 0 P: 8	R: 0 E: 0 K: 0 S: 4	H: 1 LOB: 1 BB: 0 P: 4	R: 1 E: 0 K: 1 S: 7	H: 2 LOB: 2 BB: 1 P: 11	R: 2 E: 1 K: 2 S: 9	H: 2 LOB: 2 BB: 1 P: 14	1B: 5 2B: 3 3B: 0 HR: 2	SF: 0 SAC: 0 DP: 1 HBP: 1	WP: 0 PB: 0 SB: 2 CS: 0	PA: 39
PITCHER Claude Osteen, L ERA: 2.79 Jim Brewer, L ERA: 2.44	IP: 6.2 WLS: L BF: 30 H: 8 R: 5 ER: 8 SO: 4 BB: 5 IBB: 0 HBP: 0 BLK: 0 WP: 0 HR: 2 S: 37 P: 49 ERA: 5.40 WHIP: 1.650																			

AB 33
R 3
H 7
RBI 3
BB 2
SO 6
LOB 15

AB 33
R 7
H 10
RBI 5
BB 5
SO 7
LOB 11

Batter	1	2	3	4	5	6	7	8	9	AB	R	H	RBI	BB	SO	LOB	TOP								
Bobby Bonds, R OBP: 0.362, SLG: 0.504 (1, 9)	0-0 E1 6-3 1B		0-3 K			0-3 K		0-3 K		4	1	1	0	0	3	0	San Francisco Giants @ St. Louis Cardinals Busch Stadium, St. Louis, MO Thu Jul 24 1969, 7:05 PM CDT Att: 22,785 - Unknown								
Ron Hunt, R OBP: 0.353, SLG: 0.328 (1, 4)	0-0 6-3 2-3		0-0 F8			0-0 F8		0-0 F8		4	0	0	0	0	0	1									
Willie Mays, R OBP: 0.362, SLG: 0.434 (1, 8)	0-0 6-3			0-0 6-3		0-0 BB 1B		0-0 1B		4	0	2	1	0	0	0									
Willie McCovey, L OBP: 0.445, SLG: 0.703 (1, 3)	0-0 F7 3-H			0-0 6-3		4-0 BB 1B		0-0 F6		3	0	0	0	1	0	1									
Jim Davenport, R OBP: 0.325, SLG: 0.338 (1, 5)		0-0 FC6-4 1B		0-0 F8		0-0 5-3			0-0 6-3	4	0	1	0	0	0	2									
Ken Henderson, S OBP: 0.288, SLG: 0.350 (1, 7)		0-0 FC6-4 S 1-2			0-0 4-3 5-3 1B		4-0 BB		0-0 1B 1B	3	0	2	0	1	0	1									
Hal Lanier, R OBP: 0.264, SLG: 0.268 (9, PH)					0-0 5-3 1-2		0-3 K		0-3 K	3	0	0	0	0	1	3									
Dave Marshall, L OBP: 0.374, SLG: 0.325 (9, PH)										0	0	0	0	0	0	0									
Jim Ray Hart, R OBP: 0.365, SLG: 0.343 (9, PH)										1	0	0	0	0	1	1									
Bob Barton, R OBP: 0.273, SLG: 0.203 (9, PH)					0-0 4-3		0-0 F8		0-0 1B	3	0	0	0	0	0	3									
Dick Dietz, R OBP: 0.372, SLG: 0.386 (9, PH)					0-0 6-3 1-2					1	0	1	0	0	0	0									
Juan Marichal, R OBP: 0.164, SLG: 0.172 (9, PH)					0-0 6-3					3	0	0	0	0	0	2									
Bobby Etheridge, R OBP: 0.407, SLG: 0.421 (9, PH)						0-0 F8			0-3 K	1	0	0	0	0	1	2									
Inning Stats	R: 1 E: 1 K: 0 S: 4	H: 1 LOB: 0 BB: 0 P: 4	R: 0 E: 0 K: 0 S: 4	H: 1 LOB: 1 BB: 0 P: 4	R: 0 E: 0 K: 1 S: 5	H: 0 LOB: 0 BB: 0 P: 5	R: 0 E: 0 K: 0 S: 3	H: 0 LOB: 0 BB: 0 P: 3	R: 0 E: 0 K: 0 S: 4	H: 1 LOB: 1 BB: 0 P: 4	R: 0 E: 0 K: 1 S: 6	H: 0 LOB: 2 BB: 1 P: 10	R: 0 E: 0 K: 1 S: 5	H: 0 LOB: 1 BB: 1 P: 9	R: 0 E: 0 K: 1 S: 6	H: 1 LOB: 1 BB: 0 P: 6	R: 0 E: 0 K: 2 S: 9	H: 2 LOB: 2 BB: 0 P: 9	1B: 7 2B: 0 3B: 0 HR: 0	SF: 0 SAC: 0 DP: 0 HBP: 0	WP: 0 PB: 0 SB: 1 CS: 0	PA: 36			
PITCHER	IP	WLS	BF	H	R	ER	SO	BB	IBB	HBP	BLK	WP	HR	S	P	ERA	WHIP								
Nelson Briles, R ERA: 3.96 (1, 1)	8.1	W	33	6	1	0	4	2	0	0	0	0	0	39	47	0.00	0.960								
Joe Hoerner, L ERA: 2.13 (9, 1)	0.2	S	3	1	0	0	2	0	0	0	0	0	0	7	7	0.00	1.500								

Batter	1	2	3	4	5	6	7	8	9	AB	R	H	RBI	BB	SO	LOB	BOTTOM								
Lou Brock, L OBP: 0.342, SLG: 0.450 (1, 7)	0-0 5-3		0-3 K2-3				0-0 F8			4	0	0	0	0	1	3	San Francisco Giants @ St. Louis Cardinals Busch Stadium, St. Louis, MO Thu Jul 24 1969, 7:05 PM CDT Att: 22,785 - Unknown								
Curt Flood, R OBP: 0.341, SLG: 0.354 (1, 8)	0-0 B1		0-0 4-3		0-0 F8			0-0 S 1B		4	0	1	0	0	0	0									
Vada Pinson, L OBP: 0.333, SLG: 0.430 (1, 9)	0-0 2B		0-0 F9			0-3 K		0-0 F2		4	1	1	0	0	1	1									
Joe Torre, R OBP: 0.353, SLG: 0.484 (1, 3)	0-0 1B		0-0 6-3			0-0 5-3		0-3 K		4	0	1	1	0	1	1									
Tim McCarver, L OBP: 0.337, SLG: 0.369 (1, 2)	0-3 K			0-0 4-3		0-0 5-3		0-0 F6		4	0	0	0	0	1	2									
Mike Shannon, R OBP: 0.311, SLG: 0.383 (1, 5)		0-0 F8		0-0 F8			0-0 FC1-6 1B			3	0	1	0	0	0	0									
Julian Javier, R OBP: 0.327, SLG: 0.413 (1, 4)		0-0 FC1-6 1B		4-0 BB			0-0 FC1-6 1B		0-0 6-3 1B	2	1	1	0	1	0	1									
Dal Maxvill, R OBP: 0.262, SLG: 0.233 (1, 6)		0-0 FC1-6 1B		0-0 F9			0-0 6-3		0-0 1-2	3	0	1	0	0	0	2									
Nelson Briles, R OBP: 0.163, SLG: 0.191 (9, 1)		0-0 FC1-6			0-3 K			0-0 1B		3	0	1	1	0	1	2									
Inning Stats	R: 1 E: 0 K: 1 S: 7	H: 2 LOB: 1 BB: 0 P: 7	R: 0 E: 0 K: 1 S: 7	H: 2 LOB: 2 BB: 0 P: 7	R: 0 E: 0 K: 0 S: 3	H: 0 LOB: 0 BB: 0 P: 3	R: 0 E: 0 K: 0 S: 3	H: 0 LOB: 1 BB: 1 P: 7	R: 0 E: 0 K: 1 S: 5	H: 0 LOB: 0 BB: 0 P: 5	R: 0 E: 0 K: 1 S: 5	H: 0 LOB: 0 BB: 0 P: 5	R: 1 E: 0 K: 0 S: 5	H: 2 LOB: 1 BB: 0 P: 5	R: 0 E: 0 K: 1 S: 6	H: 1 LOB: 1 BB: 0 P: 6		1B: 6 2B: 1 3B: 0 HR: 0	SF: 0 SAC: 0 DP: 0 HBP: 0	WP: 0 PB: 0 SB: 1 CS: 0	PA: 32				
PITCHER	IP	WLS	BF	H	R	ER	SO	BB	IBB	HBP	BLK	WP	HR	S	P	ERA	WHIP								
Juan Marichal, R ERA: 2.12 (1, 1)	8.0	L	32	7	2	2	5	1	0	0	0	0	0	41	45	2.25	1.000								

Batter	1	2	3	4	5	6	7	8	9	10	11	12	13	AB	R	H	RBI	BB	SO	LOB	TOP						
Dave Marshall, L (1.7) OBP: 0.278, SLG: 0.323														4	1	1	0	0	1	2							
Ron Hunt, R (1.4) OBP: 0.328, SLG: 0.328														3	0	1	0	0	1	2							
Don Mason, L (6.4) OBP: 0.313, SLG: 0.234														1	0	0	0	0	0	0							
Bobby Bonds, R (1.8) OBP: 0.360, SLG: 0.500														5	0	1	0	0	0	2							
Willie McCovey, L (1.3) OBP: 0.445, SLG: 0.697														4	0	1	0	1	0	2							
Jim Davenport, R (1.5) OBP: 0.319, SLG: 0.330														5	0	0	0	0	1	3							
Ken Henderson, S (1.9) OBP: 0.281, SLG: 0.341														5	0	0	0	0	1	1							
Hal Lanier, R (1.6) OBP: 0.263, SLG: 0.264														4	0	0	0	1	3	0							
Bob Barton, R (1.2) OBP: 0.264, SLG: 0.219														4	0	2	0	0	1	0							
Gaylord Perry, R (1.1) OBP: 0.153, SLG: 0.147														4	0	0	0	0	2	2							
Bob Burda, L (13. PH) OBP: 0.330, SLG: 0.464														1	0	0	0	0	1	1							
Frank Linzy, R (13.1) OBP: 0.316, SLG: 0.167														0	0	0	0	0	0	0							
Inning Stats	R: 1 E: 1 K: 0 S: 4	H: 2 LOB: 0 BB: 0 P: 4	R: 0 E: 0 K: 2 S: 7	H: 0 LOB: 0 BB: 7 P: 7	R: 0 E: 0 K: 0 S: 3	H: 1 LOB: 1 BB: 0 P: 4	R: 0 E: 0 K: 0 S: 3	H: 0 LOB: 0 BB: 0 P: 3	R: 0 E: 0 K: 2 S: 6	H: 0 LOB: 0 BB: 0 P: 7	R: 0 E: 0 K: 1 S: 5	H: 1 LOB: 0 BB: 0 P: 5	R: 0 E: 0 K: 2 S: 8	H: 1 LOB: 1 BB: 0 P: 8	R: 0 E: 0 K: 0 S: 3	H: 0 LOB: 2 BB: 1 P: 8	R: 0 E: 0 K: 0 S: 3	R: 0 E: 0 K: 1 S: 5	H: 0 LOB: 0 BB: 0 P: 5	R: 0 E: 0 K: 0 S: 4	H: 1 LOB: 1 BB: 0 P: 4	R: 0 E: 0 K: 1 S: 5	H: 0 LOB: 1 BB: 1 P: 9	1B: 6 2B: 0 3B: 0 HR: 0	SF: 0 SAC: 2 DP: 2 HBP: 2	WP: 0 PB: 0 SB: 0 CS: 1	PA: 46
PITCHER Bob Gibson, R (1.1) ERA: 2.34	IP: 13.0 WLS: 46 BF: 6	H: 1 R: 1 ER: 1 SO: 11	BB: 1 IBB: 1 HBP: 2 BLK: 0	WP: 0 HR: 0 S: 64	P: 74 ERA: 0.69 WHIP: 0.538	PITCHER																					
Batter	1	2	3	4	5	6	7	8	9	10	11	12	13	AB	R	H	RBI	BB	SO	LOB	BOTTOM						
Lou Brock, L (1.7) OBP: 0.341, SLG: 0.445														4	1	0	0	1	1	1							
Phil Gagliano, R (13.4) OBP: 0.325, SLG: 0.292														1	0	1	0	0	0	0							
Curt Flood, R (1.8) OBP: 0.341, SLG: 0.353														6	0	2	1	0	1	2							
Vada Pinson, L (1.9) OBP: 0.331, SLG: 0.426														5	0	1	1	0	0	2							
Joe Torre, R (1.3) OBP: 0.352, SLG: 0.481														4	0	1	0	0	2	1							
Boots Day, L (10. PH) OBP: 0.348, SLG: 0.286														0	0	0	0	0	0	0							
Bill White, L (11.3) OBP: 0.349, SLG: 0.270														1	0	1	0	0	0	0							
Tim McCarver, L (1.2) OBP: 0.333, SLG: 0.364														4	0	0	0	0	0	1							
Mike Shannon, R (1.5) OBP: 0.310, SLG: 0.381														5	0	1	0	0	1	1							
Julian Javier, R (1.4) OBP: 0.327, SLG: 0.412														3	0	1	0	0	1	0							
Dave Ricketts, S (10. PH) OBP: 0.348, SLG: 0.286														1	0	0	0	0	0	2							
Steve Huntz, S (11.4) OBP: 0.326, SLG: 0.206														0	0	0	0	0	0	0							
Dal Maxvill, R (1.6) OBP: 0.258, SLG: 0.229														4	0	0	0	0	2	3							
Vic Davalillo, L (12. PH) OBP: 0.254, SLG: 0.267														1	0	0	0	0	0	2							
Bob Gibson, R (1.1) OBP: 0.268, SLG: 0.309														5	1	2	0	0	1	0							
Inning Stats	R: 1 E: 0 K: 1 S: 5	H: 1 LOB: 1 BB: 1 P: 9	R: 0 E: 0 K: 1 S: 6	H: 1 LOB: 1 BB: 0 P: 6	R: 0 E: 0 K: 0 S: 3	H: 0 LOB: 0 BB: 0 P: 3	R: 0 E: 0 K: 0 S: 3	H: 0 LOB: 0 BB: 0 P: 3	R: 0 E: 0 K: 1 S: 5	H: 0 LOB: 0 BB: 0 P: 5	R: 0 E: 0 K: 2 S: 7	H: 0 LOB: 0 BB: 0 P: 7	R: 0 E: 0 K: 1 S: 8	H: 1 LOB: 1 BB: 0 P: 8	R: 0 E: 0 K: 0 S: 4	H: 1 LOB: 2 BB: 1 P: 8	R: 0 E: 0 K: 0 S: 4	R: 0 E: 0 K: 1 S: 3	H: 3 LOB: 2 BB: 0 P: 3	1B: 10 2B: 1 3B: 0 HR: 0	SF: 0 SAC: 1 DP: 1 HBP: 0	WP: 1 PB: 0 SB: 1 CS: 1	PA: 47				
PITCHER Gaylord Perry, R (1.1) ERA: 2.56	IP: 12.0 WLS: 44 BF: 7	H: 1 R: 1 ER: 1 SO: 9	BB: 1 IBB: 1 HBP: 0 BLK: 0	WP: 0 HR: 0 S: 60	P: 68 ERA: 0.75 WHIP: 0.667	PITCHER																					
PITCHER Frank Linzy, R (13.1) ERA: 3.66	IP: 0.0 WLS: 3 BF: 3	H: 1 R: 1 ER: 1 SO: 0	BB: 0 IBB: 0 HBP: 0 BLK: 0	WP: 1 HR: 0 S: 3	P: 3 ERA: = WHIP: =	PITCHER																					

San Francisco Giants @ St. Louis Cardinals
Busch Stadium, St. Louis, MO
Fri Jul 25 1969, 7:05 PM CDT
Att. 32,655 - Unknown

AB 40
R 1
H 6
RBI 0
BB 2
SO 11
LOB 15



San Francisco Giants @ St. Louis Cardinals
Busch Stadium, St. Louis, MO
Fri Jul 25 1969, 7:05 PM CDT
Att. 32,655 - Unknown

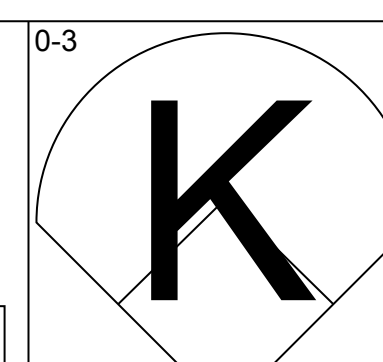
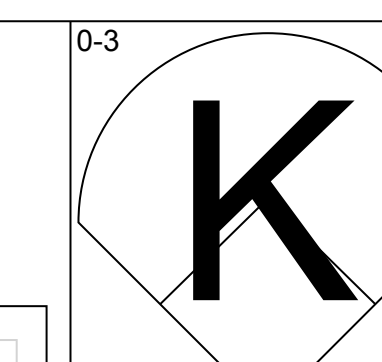
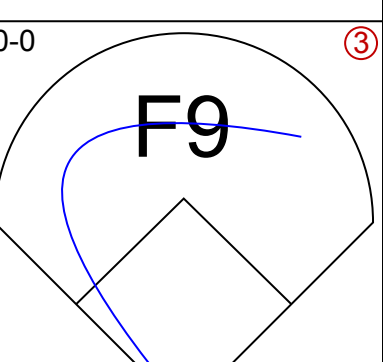
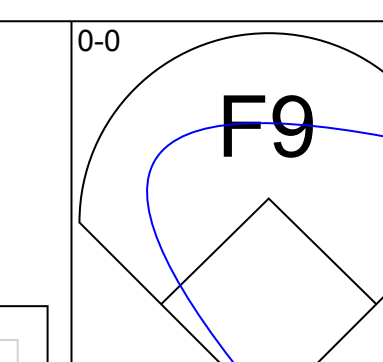
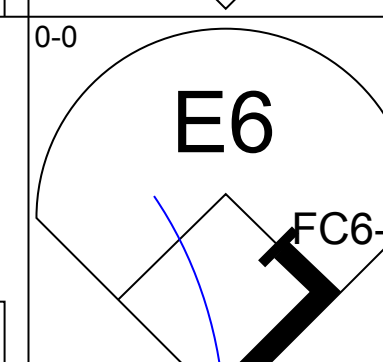
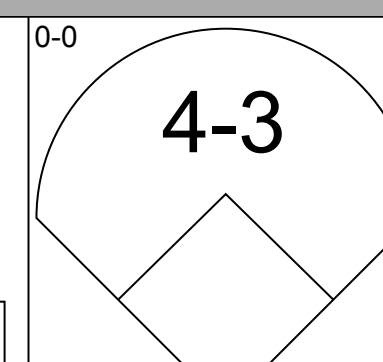
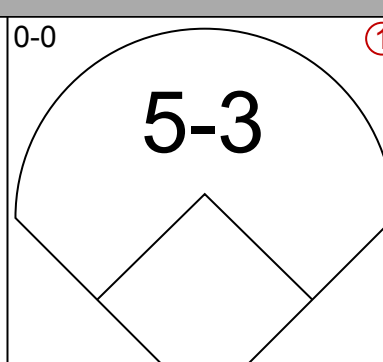

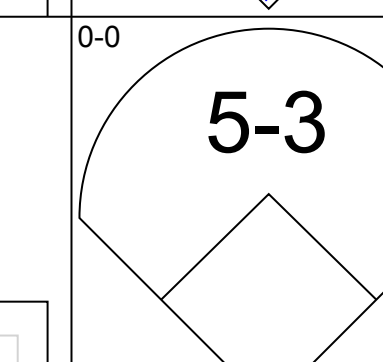
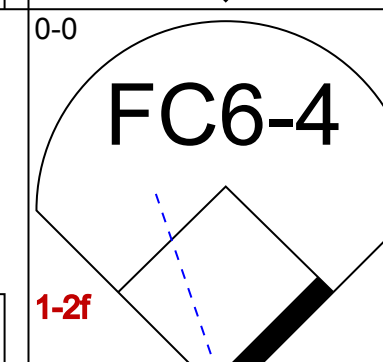
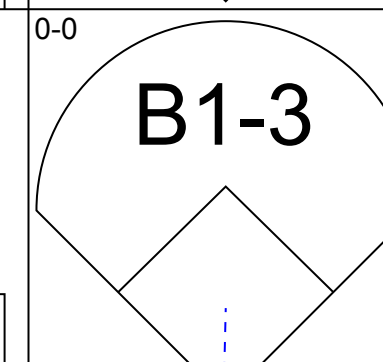
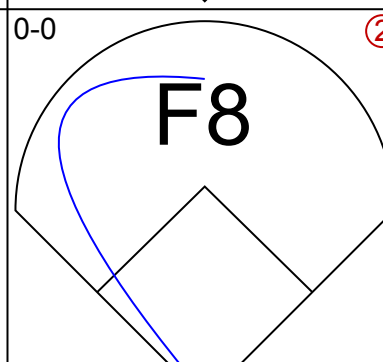
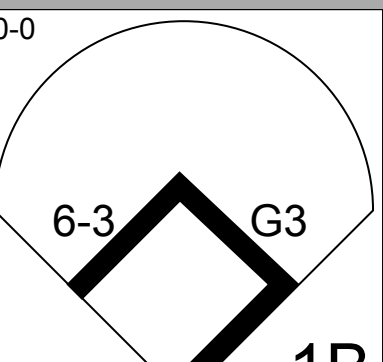

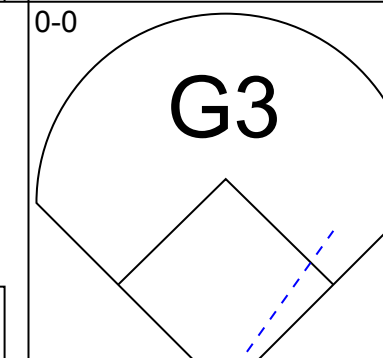
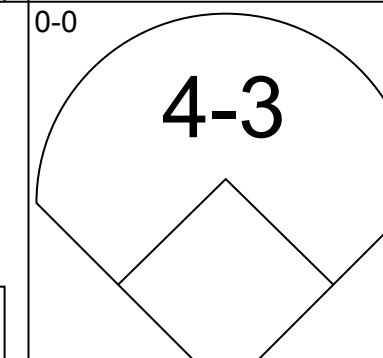
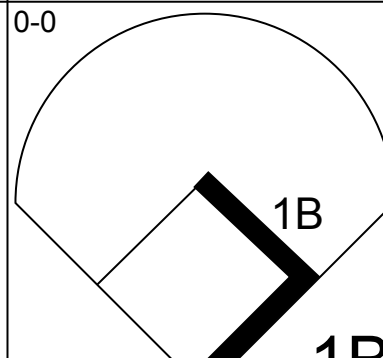
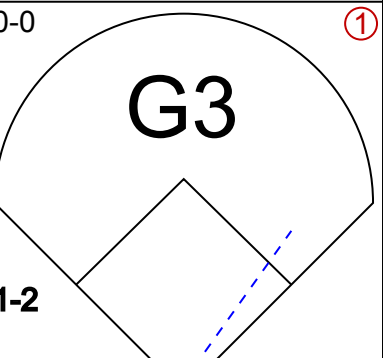

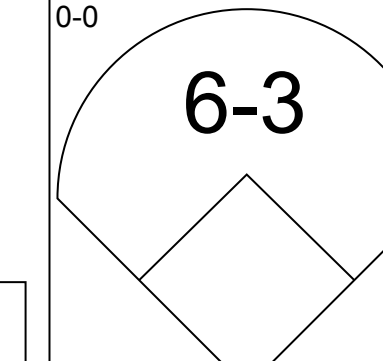
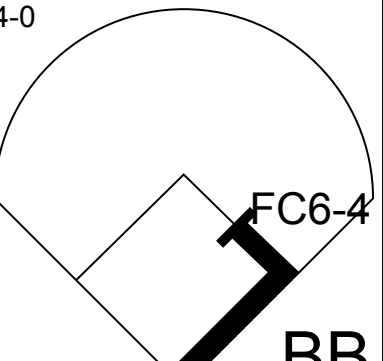
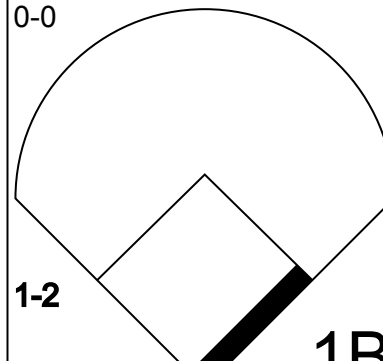
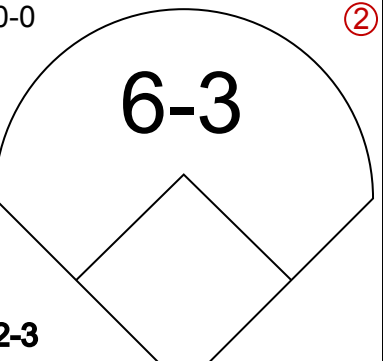
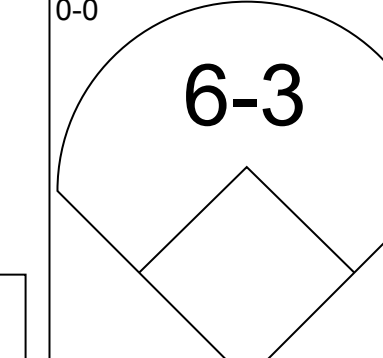
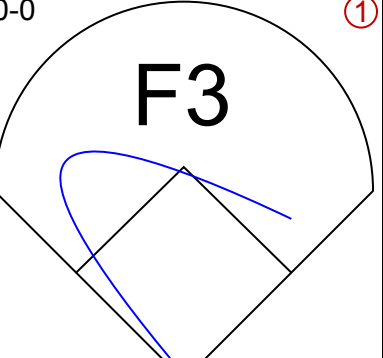
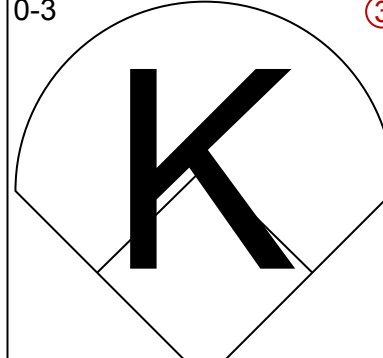
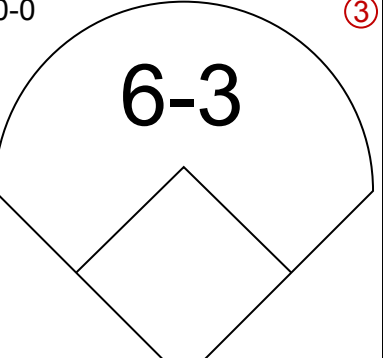
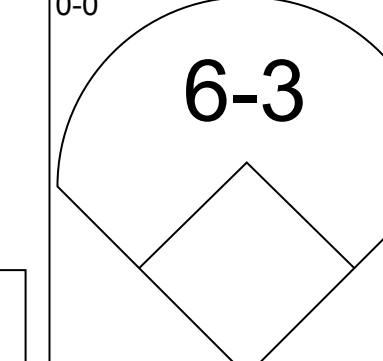
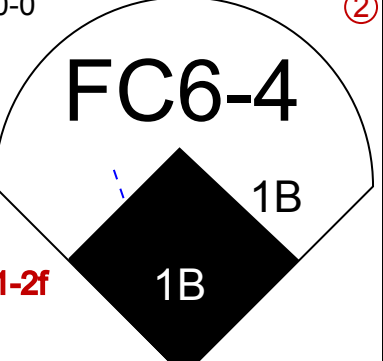


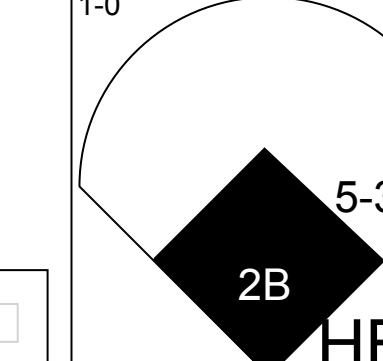

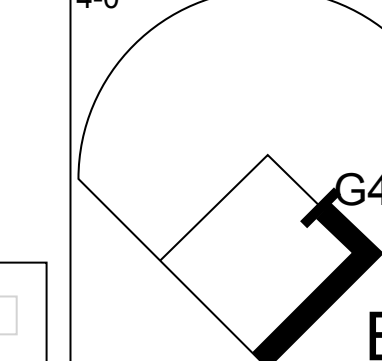
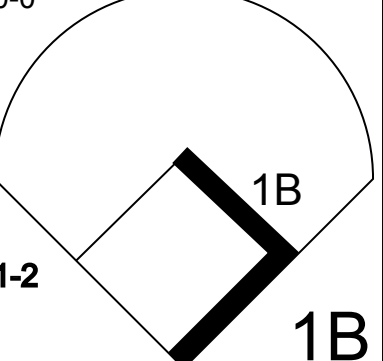


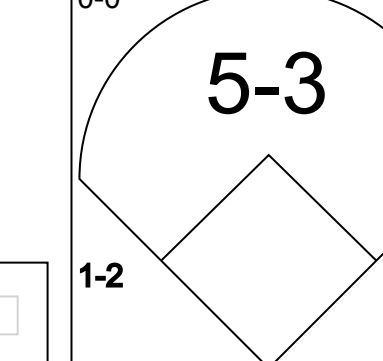
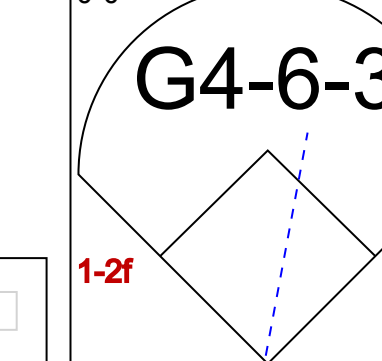
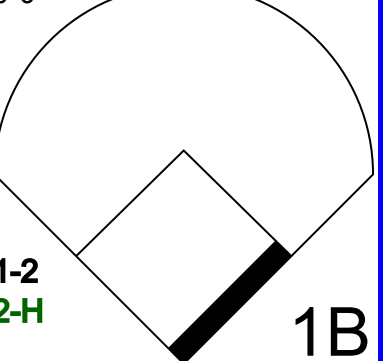


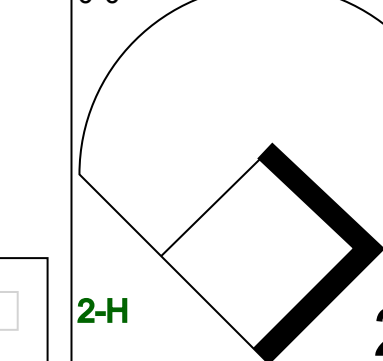
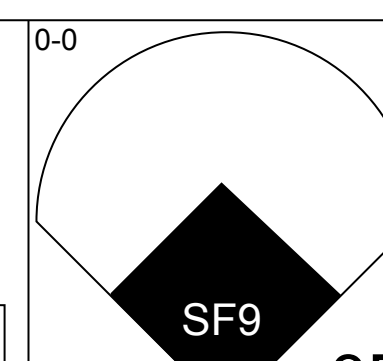
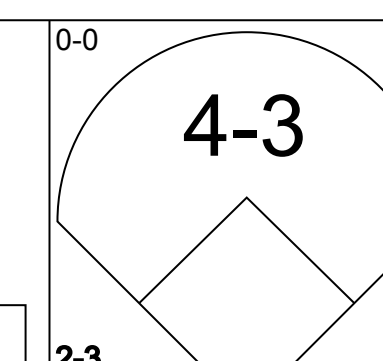
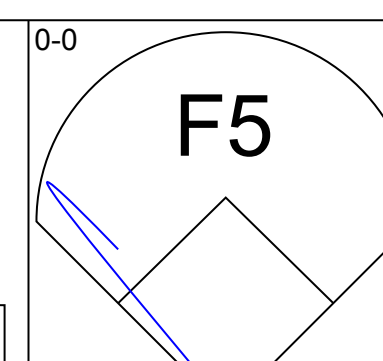
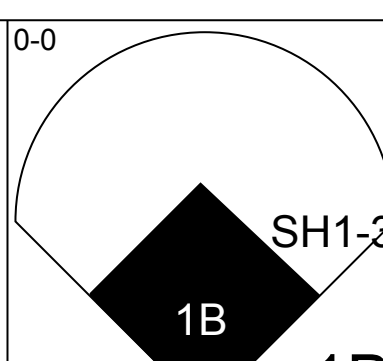
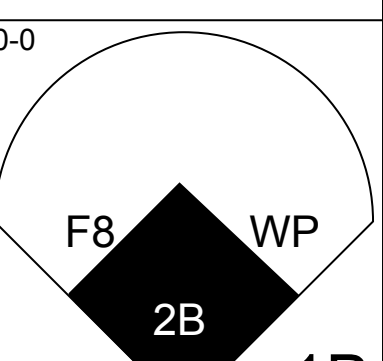

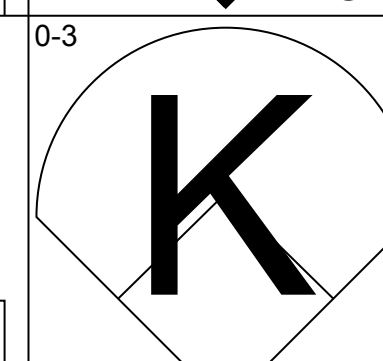
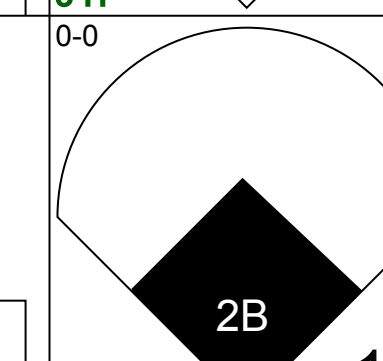
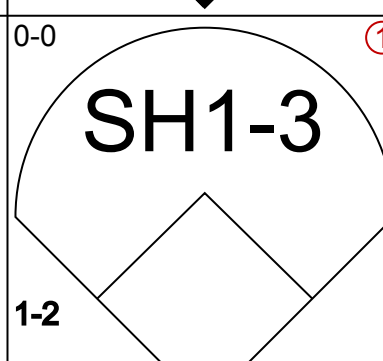
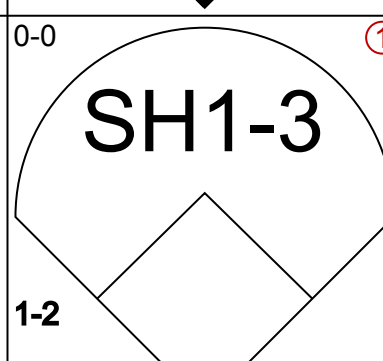
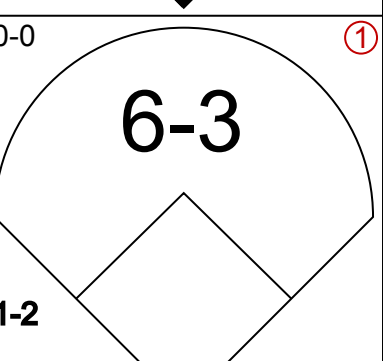
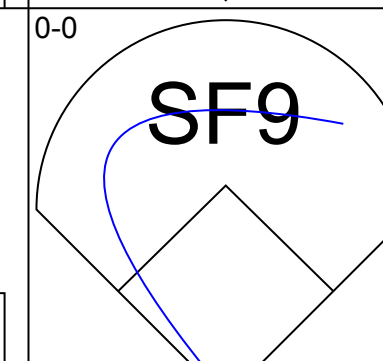
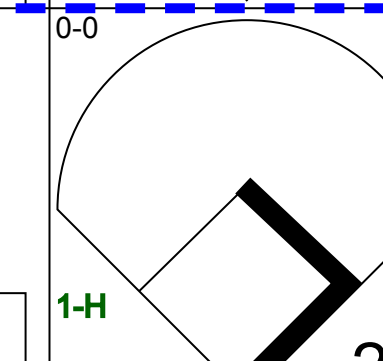
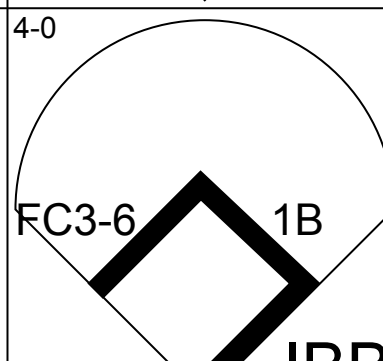
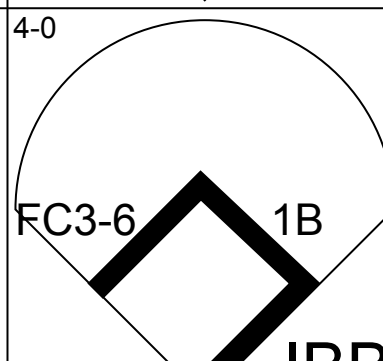
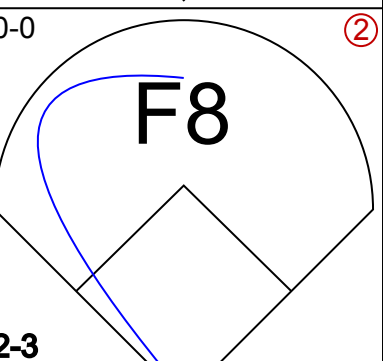
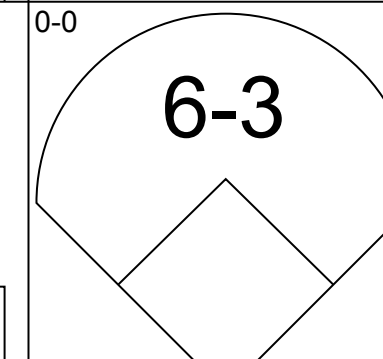
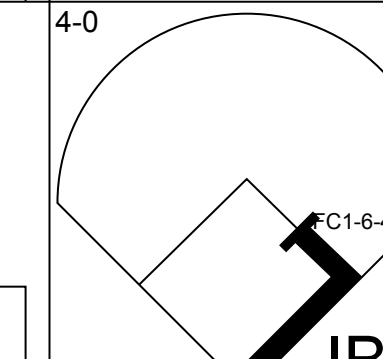
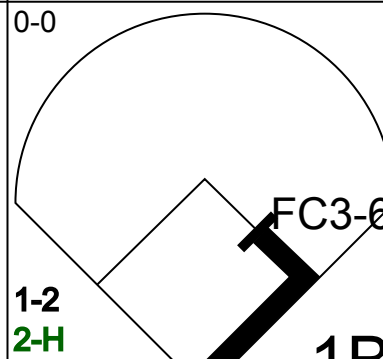
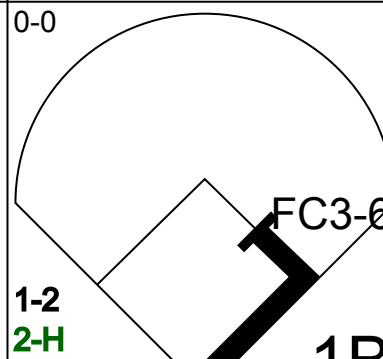

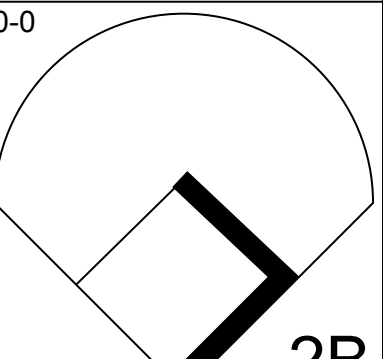

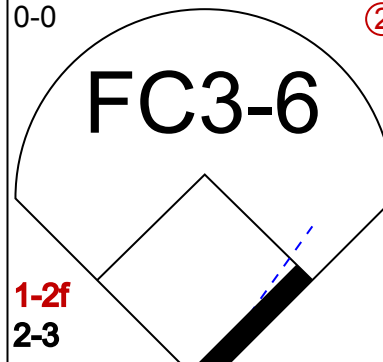
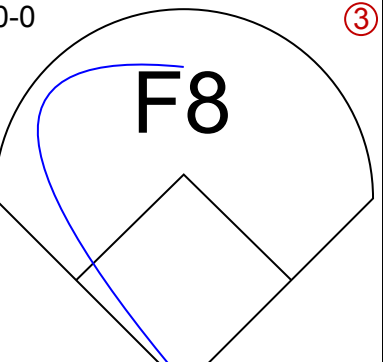
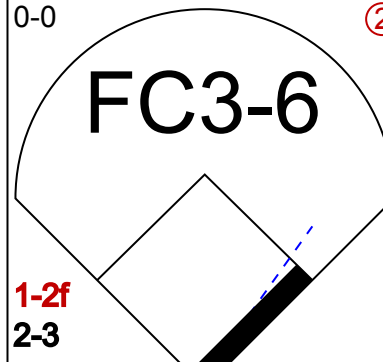

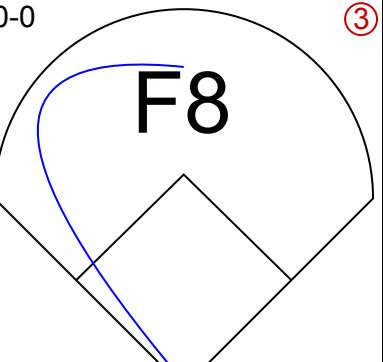
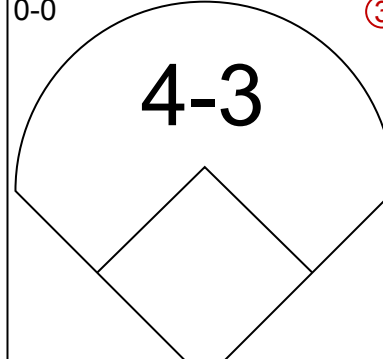

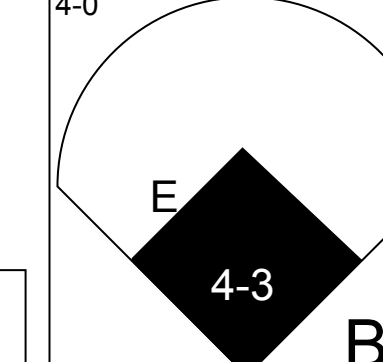
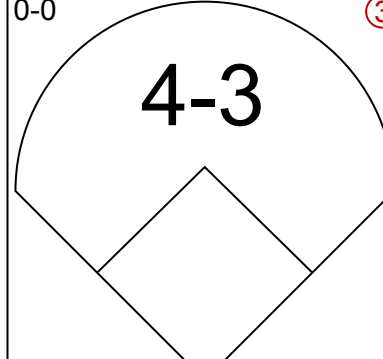




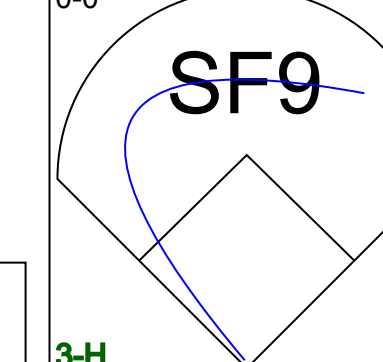
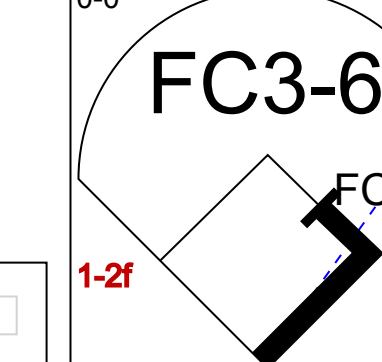



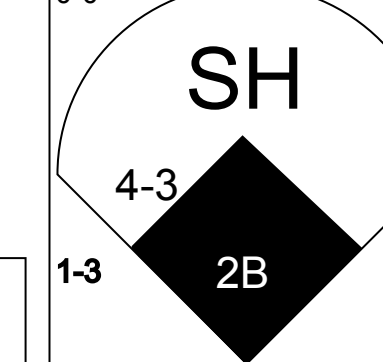
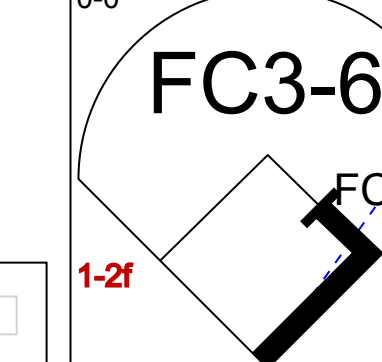

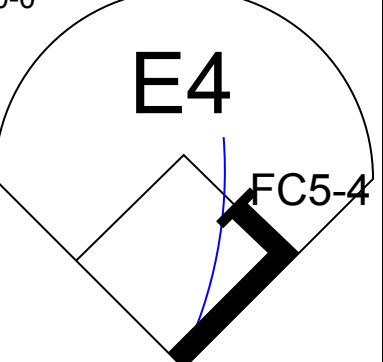


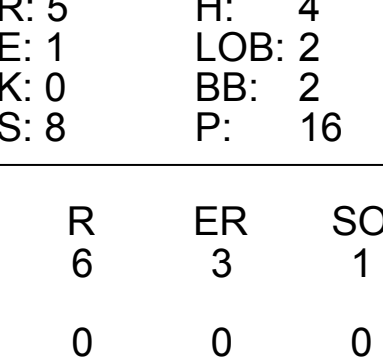
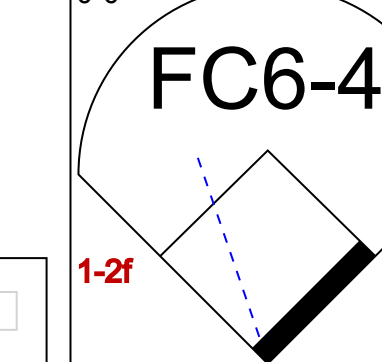
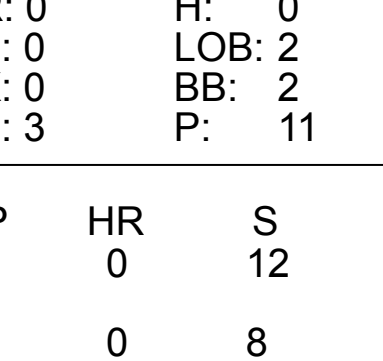


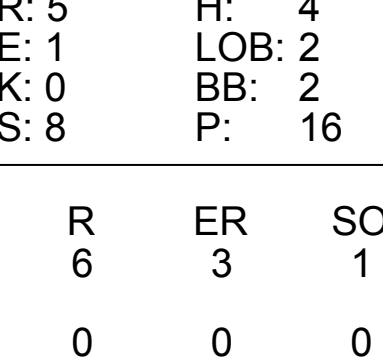
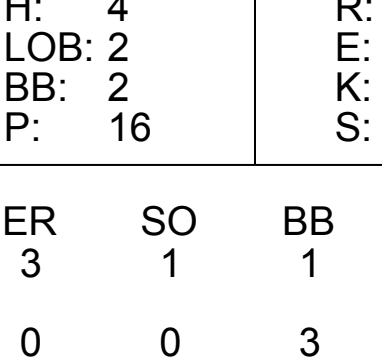
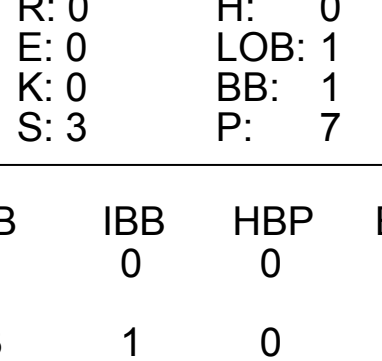
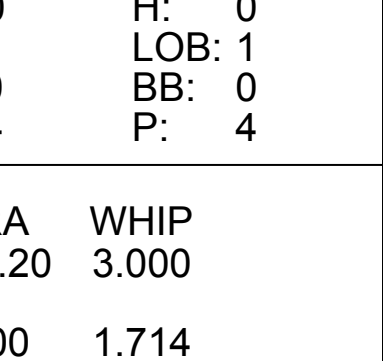
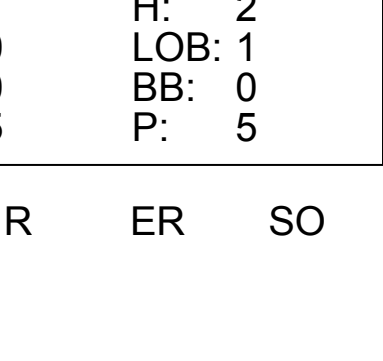
AB 44
R 2
H 10
RBI 2
BB 2
SO 9
LOB 15



Batter	1	2	3	4	5	6	7	8	9	AB	R	H	RBI	BB	SO	LOB	TOP			
Bobby Bonds, R OBP: 0.359, SLG: 0.496 (1, 9)										3	0	0	0	1	1	2	San Francisco Giants @ St. Louis Cardinals Busch Stadium, St. Louis, MO Sat Jul 26 1969, 3:33 AM CDT Att: 25,557 - Unknown			
Ron Hunt, R OBP: 0.349, SLG: 0.323 (1, 4)										4	0	0	0	0	0	1				
Willie Mays, R OBP: 0.360, SLG: 0.435 (1, 8)										4	1	1	0	0	1	0				
Willie McCovey, L OBP: 0.445, SLG: 0.694 (1, 3)										4	2	2	1	0	1	0				
Dick Dietz, R OBP: 0.377, SLG: 0.423 (1, 2)										3	1	2	3	0	0	0				
Jim Davenport, R OBP: 0.319, SLG: 0.330 (9, 5)										0	0	0	0	0	0	0				
Ken Henderson, S OBP: 0.277, SLG: 0.335 (1, 7)										4	0	0	0	0	1	2				
Tito Fuentes, S OBP: 0.342, SLG: 0.388 (1, 5)										3	1	1	0	0	0	0				
Dave Marshall, L OBP: 0.378, SLG: 0.323 (9, PH)										1	0	0	0	0	0	0				
Jim Ray Hart, R OBP: 0.369, SLG: 0.365 (9, PH)										1	1	1	2	0	0	0				
Ron Bryant, S (9, 1)										0	0	0	0	0	0	0				
Hal Lanier, R OBP: 0.269, SLG: 0.271 (1, 6)										4	0	3	0	0	0	0				
Mike McCormick, L OBP: 0.220, SLG: 0.263 (4, 1)										2	0	0	0	0	2	1				
Ron Fickett, R OBP: 0.316, SLG: 0.278 (8, 2)										1	0	0	0	0	0	1				
Frank Linzy, R OBP: 0.167 (8, 2)										0	0	0	0	0	0	0				
Bob Barton, L OBP: 0.337, SLG: 0.459 (9, PH)										1	0	0	0	0	1	2				
Bob Burda, L OBP: 0.337, SLG: 0.459 (9, PH)										1	0	1	0	0	0	0				
Don Mason, L OBP: 0.311, SLG: 0.234 (9, PH)										0	1	0	0	0	0	0				
Inning Stats	R: 2 E: 0 K: 0 S: 5	H: 3 LOB: 1 BB: 1 P: 9	R: 0 E: 0 K: 0 S: 5	H: 0 LOB: 0 BB: 0 P: 5	R: 0 E: 0 K: 1 S: 5	H: 0 LOB: 0 BB: 0 P: 5	R: 3 E: 1 K: 3 S: 13	H: 4 LOB: 1 BB: 0 P: 13	R: 0 E: 0 K: 0 S: 3	H: 0 LOB: 0 BB: 0 P: 3	R: 0 E: 0 K: 0 S: 3	H: 1 LOB: 0 BB: 0 P: 3	R: 0 E: 0 K: 0 S: 3	H: 0 LOB: 0 BB: 0 P: 3	R: 2 E: 1 K: 1 S: 7	H: 3 LOB: 2 BB: 0 P: 7	1B: 7 2B: 2 3B: 0 HR: 2	SF: 0 SAC: 0 DP: 0 HBP: 0	WP: 0 PB: 0 SB: 0 CS: 1	PA: 37
PITCHER	IP	WLS	BF	H	R	ER	SO	BB	IBB	HBP	BLK	WP	HR	S	P	ERA	WHIP			
Steve Carlton, L ERA: 1.8 (1, 1)	8.0		31	8	5	4	6	1	0	0	0	0	1	42	46	4.50	1.125			
Mudcat Grant, R ERA: 4.87 (9, 1)	0.1		2	1	2	2	0	0	0	0	0	0	0	2	2	54.00	3.000			
Joe Hoerner, L ERA: 2.33 (9, 1)	0.2	L	3	2	0	0	1	0	0	0	0	0	1	5	5	0.00	3.000			

Batter	1	2	3	4	5	6	7	8	9	AB	R	H	RBI	BB	SO	LOB	BOTTOM			
Julian Javier, R OBP: 0.328, SLG: 0.412 (1, 4)										5	1	2	0	0	0	3	San Francisco Giants @ St. Louis Cardinals Busch Stadium, St. Louis, MO Sat Jul 26 1969, 3:33 AM CDT Att: 25,557 - Unknown			
Curt Flood, R OBP: 0.344, SLG: 0.355 (1, 8)										4	0	2	0	1	0	1				
Vada Pinson, L OBP: 0.329, SLG: 0.423 (1, 9)										5	1	1	0	0	0	5				
Joe Torre, R OBP: 0.352, SLG: 0.478 (1, 3)										4	0	1	0	1	0	4				
Joe Nosssek, R (9, PR)										0	0	0	0	0	0	0				
Mike Shannon, R OBP: 0.311, SLG: 0.379 (1, 5)										4	1	1	0	1	1	5				
Byron Browne, R OBP: 0.455, SLG: 0.250 (1, 7)										4	2	1	2	0	0	1				
Mudcat Grant, R OBP: 0.259, SLG: 0.200 (9, 1)										0	0	0	0	0	0	0				
Joe Hoerner, R (9, 1)										0	0	0	0	0	0	0				
Phil Gagliano, R OBP: 0.321, SLG: 0.288 (9, PH)										1	0	0	0	0	0	2				
Tim McCarver, L OBP: 0.335, SLG: 0.366 (1, 2)										4	0	2	1	0	0	0				
Dal Maxvill, R OBP: 0.263, SLG: 0.239 (1, 6)										3	1	2	1	0	0	0				
Vic Davallio, L OBP: 0.252, SLG: 0.265 (9, PH)										1	0	0	0	0	0	2				
Steve Hunt, S OBP: 0.328, SLG: 0.206 (9, 6)										0	0	0	0	0	0	0				
Steve Carlton, L OBP: 0.241, SLG: 0.269 (1, 1)										3	0	1	1	0	1	2				
Lou Brock, L OBP: 0.342, SLG: 0.447 (9, 7)										1	0	1	1	0	0	0				
Inning Stats	R: 4 E: 0 K: 1 S: 9	H: 4 LOB: 2 BB: 2 P: 17	R: 0 E: 0 K: 0 S: 3	H: 1 LOB: 0 BB: 0 P: 3	R: 0 E: 0 K: 0 S: 2	H: 0 LOB: 0 BB: 1 P: 6	R: 1 E: 1 K: 0 S: 6	H: 3 LOB: 2 BB: 0 P: 6	R: 0 E: 0 K: 0 S: 3	H: 0 LOB: 0 BB: 0 P: 3	R: 0 E: 0 K: 0 S: 5	H: 2 LOB: 2 BB: 0 P: 5	R: 1 E: 1 K: 0 S: 5	H: 2 LOB: 1 BB: 0 P: 5	R: 0 E: 1 K: 1 S: 7	H: 1 LOB: 2 BB: 0 P: 7	1B: 13 2B: 2 3B: 0 HR: 0	SF: 0 SAC: 0 DP: 4 HBP: 0	WP: 0 PB: 0 SB: 0 CS: 0	PA: 42
PITCHER	IP	WLS	BF	H	R	ER	SO	BB	IBB	HBP	BLK	WP	HR	S	P	ERA	WHIP			
Mike McCormick, L ERA: 3.53 (1, 1)	3.1		18	7	5	5	1	3	0	0	0	0	0	16	16	0.00	1.364			
Ron Herbel, R ERA: 4.03 (4, 1)	3.2		16	5	1	0	0	0	0	0	0	0	0	3	3	0.00	1.000			
Frank Linzy, R ERA: 3.8 (8, 1)	1.0	W	3	1	0	0	0	0	0	0	0	0	0	7	7	0.00	1.000			
Ron Bryant, L ERA: 3.24 (9, 1)	1.0	S	5	1	0	0	1	0	0	0	0	0	0	7	7	0.00	1.000			



Batter	1	2	3	4	5	6	7	8	9	AB	R	H	RBI	BB	SO	LOB	TOP					
Bobby Bonds, R OBP: 0.355, SLG: 0.490 (1, 9)										5	0	0	0	0	3	5	San Francisco Giants @ St. Louis Cardinals Busch Stadium, St. Louis, MO Sun Jul 27 1969, 3:33 AM CDT Att: 27,784 - Unknown					
Ron Hunt, R OBP: 0.344, SLG: 0.318 (1, 4)										5	0	0	0	0	0	3						
Willie Mays, R OBP: 0.359, SLG: 0.432 (1, 8)										4	0	1	0	0	0	1						
Willie McCovey, L OBP: 0.443, SLG: 0.688 (1, 3)										4	0	1	0	0	0	2						
Bob Burda, L OBP: 0.343, SLG: 0.484 (1, 7)										3	0	1	0	1	0	1						
Dick Dietz, R OBP: 0.366, SLG: 0.410 (1, 2)										4	0	0	0	0	1	4						
Tito Fuentes, S OBP: 0.350, SLG: 0.386 (1, 5)										3	2	1	0	0	0	1						
Hal Lanier, R OBP: 0.272, SLG: 0.272 (1, 6)										3	0	1	0	1	1	2						
Bobby Bolin, R OBP: 0.286, SLG: 0.290 (1, 1)										0	0	0	0	0	0	0						
Inning Stats	R: 0 E: 1 K: 1 S: 6	H: 0 LOB: 1 BB: 0 P: 6	R: 0 E: 0 K: 0 S: 3	H: 0 LOB: 0 BB: 0 P: 3	R: 0 E: 0 K: 1 S: 4	H: 0 LOB: 0 BB: 1 P: 8	R: 0 E: 0 K: 0 S: 3	H: 0 LOB: 0 BB: 0 P: 3	R: 1 E: 0 K: 0 S: 5	H: 2 LOB: 2 BB: 1 P: 9	R: 0 E: 0 K: 1 S: 7	H: 2 LOB: 2 BB: 0 P: 7	R: 0 E: 0 K: 2 S: 9	H: 2 LOB: 2 BB: 0 P: 9	R: 0 E: 0 K: 0 S: 4	H: 1 LOB: 1 BB: 0 P: 4		R: 1 E: 0 K: 0 S: 4	H: 1 LOB: 1 BB: 0 P: 5	1B: 7 2B: 1 3B: 0 HR: 0	SF: 0 SAC: 0 DP: 1 HBP: 1	WP: 0 PB: 0 SB: 0 CS: 0
PITCHER Mike Torrez, R ERA: 4.28 (1, 1)	IP: 9.0 WLS: W BF: 38 H: 8 R: 2 ER: 2 SO: 5 BB: 2 IBB: 0 HBP: 1 BLK: 0 WP: 0 HR: 0 S: 45 P: 54 ERA: 2.00 WHIP: 1.111															PITCHER						
Batter	1	2	3	4	5	6	7	8	9	AB	R	H	RBI	BB	SO	LOB	BOTTOM					
Lou Brock, L OBP: 0.344, SLG: 0.453 (1, 7)										1	1	1	0	0	0	0	San Francisco Giants @ St. Louis Cardinals Busch Stadium, St. Louis, MO Sun Jul 27 1969, 3:33 AM CDT Att: 27,784 - Unknown					
Vic Davallillo, L OBP: 0.260, SLG: 0.273 (2, 7)										4	2	2	1	0	0	1						
Curt Flood, R OBP: 0.345, SLG: 0.355 (1, 8)										3	1	1	0	1	1	2						
Vada Pinson, L OBP: 0.333, SLG: 0.426 (1, 9)										2	0	1	3	2	0	1						
Joe Torre, R OBP: 0.355, SLG: 0.481 (1, 3)										4	0	2	2	1	0	2						
Tim McCarver, L OBP: 0.333, SLG: 0.363 (1, 2)										5	1	1	0	0	0	7						
Mike Shannon, R OBP: 0.311, SLG: 0.384 (1, 5)										4	1	1	1	0	0	2						
Julian Javier, R OBP: 0.330, SLG: 0.410 (1, 4)										2	1	0	0	2	0	0						
Dal Maxvill, R OBP: 0.259, SLG: 0.236 (1, 6)										3	0	0	1	0	0	1						
Mike Torrez, R OBP: 0.077, SLG: 0.115 (1, 1)										3	1	0	0	0	1	2						
Inning Stats	R: 1 E: 0 K: 1 S: 6	H: 1 LOB: 0 BB: 0 P: 6	R: 5 E: 1 K: 0 S: 8	H: 4 LOB: 2 BB: 2 P: 16	R: 0 E: 0 K: 0 S: 3	H: 0 LOB: 1 BB: 1 P: 7	R: 0 E: 0 K: 0 S: 3	H: 0 LOB: 2 BB: 2 P: 11	R: 0 E: 0 K: 0 S: 4	H: 0 LOB: 1 BB: 0 P: 4	R: 1 E: 0 K: 0 S: 5	H: 2 LOB: 2 BB: 1 P: 9	R: 0 E: 0 K: 1 S: 5	H: 0 LOB: 0 BB: 0 P: 5	R: 1 E: 0 K: 0 S: 5	H: 2 LOB: 1 BB: 0 P: 5	1B: 5 2B: 2 3B: 2 HR: 0	SF: 2 SAC: 2 DP: 0 HBP: 0	WP: 1 PB: 0 SB: 0 CS: 0	PA: 41		
PITCHER Bobby Bolin, R ERA: 4.49 (1, 1)	IP: 1.2 WLS: L BF: 11 H: 4 R: 6 ER: 3 SO: 1 BB: 1 IBB: 0 HBP: 0 BLK: 0 WP: 0 HR: 0 S: 12 P: 16 ERA: 16.20 WHIP: 3.000															PITCHER						
Ray Sadecki, L ERA: 4.61 (2, 1)	IP: 2.1 WLS: L BF: 12 H: 1 R: 0 ER: 0 SO: 0 BB: 3 IBB: 1 HBP: 0 BLK: 0 WP: 0 HR: 0 S: 8 P: 24 ERA: 0.00 WHIP: 1.714																					
Frank Linzy, R ERA: 3.82 (5, 1)	IP: 2.0 WLS: L BF: 10 H: 2 R: 1 ER: 1 SO: 0 BB: 0 IBB: 1 HBP: 0 BLK: 0 WP: 0 HR: 0 S: 9 P: 13 ERA: 4.50 WHIP: 1.000																					
Rich Robertson, R ERA: 6.1 (7, 1)	IP: 2.0 WLS: L BF: 8 H: 2 R: 1 ER: 1 SO: 1 BB: 0 IBB: 0 HBP: 0 BLK: 0 WP: 1 HR: 0 S: 10 P: 10 ERA: 4.50 WHIP: 1.000																					

Batter	1	2	3	4	5	6	7	8	9	AB	R	H	RBI	BB	SO	LOB	TOP		
Bobby Bonds, R OBP: 0.360, SLG: 0.496 (1, 9) (7, 8)	F9		1B				3B		F6	5	2	3	0	0	0	0	San Francisco Giants @ Chicago Cubs Wrigley Field, Chicago, IL Tue Jul 29 1969, 3:33 AM CDT Att: 34,008 - Sunny - 75 F		
Don Mason, L OBP: 0.314, SLG: 0.235 (1, 4)	F9		1B		1-3		4-3		6-3	5	0	1	1	0	0	3			
Willie Mays, R OBP: 0.345, SLG: 0.445 Dave Marshall, L OBP: 0.376, SLG: 0.321 (1, 8) (7, 7)	6-3		1B						K	3	1	2	1	1	0	0			
Willie McCovey, L OBP: 0.441, SLG: 0.698 (1, 3)		HR	F8						SF7	3	1	1	2	0	1	5			
Dick Dietz, R OBP: 0.355, SLG: 0.392 (1, 2)		K			E5		F7		F9	4	0	0	0	0	1	3			
Ken Henderson, S OBP: 0.279, SLG: 0.336 (1, 7) (7, 9)	4-3				F6				4-3	3	0	1	0	1	0	1			
Tito Fuentes, S OBP: 0.347, SLG: 0.377 Jim Davenport, R OBP: 0.319, SLG: 0.330 (1, 5) (9, 5)					4-3				F7	4	0	1	0	0	1	3			
Hal Lanier, R OBP: 0.269, SLG: 0.268 (1, 6)		CS	3-1		F5				4-3	4	0	0	0	0	1	3			
Ron Bryant, S OBP: 0.333, SLG: 0.333 John Stephenson, L OBP: 0.162, SLG: 0.273 Frank Linzy, R OBP: 0.304, SLG: 0.158 (1, 1) (6, PH) (6, 1)			F4						3-1	2	0	1	0	0	0	0			
Inning Stats	R: 0 E: 0 K: 0 S: 3	H: 0 LOB: 0 BB: 0 P: 3	R: 1 E: 0 K: 1 S: 6	H: 2 LOB: 0 BB: 0 P: 6	R: 1 E: 0 K: 0 S: 6	H: 3 LOB: 2 BB: 0 P: 6	R: 0 E: 1 K: 0 S: 4	H: 0 LOB: 1 BB: 0 P: 4	R: 0 E: 0 K: 3 S: 9	H: 2 LOB: 3 BB: 1 P: 13	R: 2 E: 0 K: 0 S: 5	H: 2 LOB: 0 BB: 0 P: 5	R: 0 E: 0 K: 0 S: 4	H: 1 LOB: 1 BB: 0 P: 4	R: 0 E: 0 K: 1 S: 5	H: 0 LOB: 0 BB: 0 P: 5		1B: 5 2B: 3 3B: 1 HR: 1	SF: 1 SAC: 0 DP: 0 HBP: 0
PITCHER	IP	WLS	BF	H	R	ER	SO	BB	IBB	HBP	BLK	WP	HR	S	P	ERA	WHIP		
Jim Colborn, R ERA: 4.66 (1, 1)	4.1		21	7	2	2	1	1	0	0	0	0	1	22	26	4.15	1.846		
Hank Aguirre, L ERA: 2.08 (5, 1)	0.2	L	2	0	0	0	1	0	0	0	0	0	0	4	4	0.00	0.000		
Ted Abernathy, R ERA: 3.08 (6, 1)	1.1		7	2	2	2	3	1	0	0	0	0	0	12	16	13.50	2.250		
Rich Nye, L ERA: 4.36 (7, 1)	0.2		2	0	0	0	0	0	0	0	0	0	0	2	2	0.00	0.000		
Phil Regan, R ERA: 2.99 (8, 1)	2.0		7	1	0	0	1	0	0	0	0	0	0	9	9	0.00	0.500		

Batter	1	2	3	4	5	6	7	8	9	AB	R	H	RBI	BB	SO	LOB	BOTTOM		
Don Kessinger, S OBP: 0.355, SLG: 0.397 (1, 6)	4-3		G5-4-3				1-3		4-3	4	0	0	0	1	0	4	San Francisco Giants @ Chicago Cubs Wrigley Field, Chicago, IL Tue Jul 29 1969, 3:33 AM CDT Att: 34,008 - Sunny - 75 F		
Glenn Beckert, R OBP: 0.334, SLG: 0.333 (1, 4)	2-3				5-3		6-3			4	0	1	1	0	0	1			
Billy Williams, L OBP: 0.376, SLG: 0.489 (1, 7)	4-3				F9		4-3		4-3	4	0	0	0	0	0	3			
Ron Santo, R OBP: 0.405, SLG: 0.537 (1, 5)	5-3				FC5-4				F8	4	0	2	0	0	0	1			
14 Ernie Banks, R OBP: 0.324, SLG: 0.421 (1, 3)			F9		FC5-4				1B	4	0	1	0	0	1	2			
Jim Hickman, R OBP: 0.288, SLG: 0.382 (1, 9)			1-3						F7	4	1	1	1	0	1	2			
Randy Hundley, R OBP: 0.350, SLG: 0.420 (1, 2)			6-3						F9	3	0	0	0	1	0	0			
Don Young, R OBP: 0.343, SLG: 0.368 Paul Popovich, S OBP: 0.354, SLG: 0.350 Jim Qualls, S OBP: 0.269, SLG: 0.337 (1, 8) (6, PH) (7, 8)			G5-4-3		FC5		P1		F7	2	0	2	0	0	0	0			
Jim Colborn, R ERA: 4.66 Hank Aguirre, L ERA: 2.08 Ken Stephenson, L ERA: 2.08 Ted Abernathy, R ERA: 3.08 Rich Nye, L ERA: 4.36 Phil Regan, R ERA: 2.99 (1, 1) (6, PH) (6, 1)			K				4-3			1	0	0	0	0	0	0			
Inning Stats	R: 0 E: 0 K: 0 S: 3	H: 0 LOB: 1 BB: 1 P: 7	R: 0 E: 0 K: 0 S: 3	H: 0 LOB: 0 BB: 0 P: 3	R: 0 E: 0 K: 1 S: 5	H: 1 LOB: 0 BB: 0 P: 5	R: 0 E: 0 K: 0 S: 4	H: 1 LOB: 1 BB: 0 P: 4	R: 0 E: 0 K: 2 S: 8	H: 1 LOB: 2 BB: 1 P: 12	R: 0 E: 0 K: 0 S: 3	H: 0 LOB: 0 BB: 0 P: 3	R: 0 E: 0 K: 0 S: 4	H: 1 LOB: 1 BB: 0 P: 4	R: 0 E: 0 K: 0 S: 4	H: 1 LOB: 1 BB: 0 P: 4		1B: 7 2B: 0 3B: 0 HR: 1	SF: 0 SAC: 0 DP: 1 HBP: 0
PITCHER	IP	WLS	BF	H	R	ER	SO	BB	IBB	HBP	BLK	WP	HR	S	P	ERA	WHIP		
Ron Bryant, L ERA: 3.38 (1, 1)	5.0		21	5	2	2	1	2	0	0	0	1	0	21	29	3.60	1.400		
Frank Linzy, R ERA: 3.62 (6, 1)	4.0	W	16	3	0	0	2	0	1	0	0	1	0	19	23	0.00	0.750		



Batter	1	2	3	4	5	6	7	8	9	AB	R	H	RBI	BB	SO	LOB	TOP					
Dave Marshall, L OBP: 0.374, SLG: 0.314 (1, 7)	F8		F7		4-3			F8		4	0	0	1	0	0	1	San Francisco Giants @ Chicago Cubs Wrigley Field, Chicago, IL Thu Jul 31 1969, 3:33 AM CDT Att: 24,168 - Unknown					
Don Mason, L OBP: 0.309, SLG: 0.229 (1, 4)	K		F5		1-3			5-3		4	0	0	0	0	1							
Bobby Bonds, R OBP: 0.362, SLG: 0.495 (1, 8)	HBP				K			6-3		3	0	0	0	0	1							
Willie McCovey, L OBP: 0.443, SLG: 0.692 Ron Herbel, R (7, 1)	F9				K			K		3	0	0	0	0	2	1						
Bobby Etheridge, R OBP: 0.409, SLG: 0.423 (9, PH)					K					0	0	0	0	0	0	0						
Dick Dietz, R OBP: 0.350, SLG: 0.393 (1, 2)		SH3 2B								4	0	2	0	0	1	0						
Ken Henderson, S OBP: 0.278, SLG: 0.351 (1, 9)		SH3								3	1	1	0	0	0	1						
Tito Fuentes, S OBP: 0.351, SLG: 0.373 (1, 5)		4-3								2	1	0	0	1	1							
Hal Lanier, R OBP: 0.266, SLG: 0.265 (1, 6)		K								3	0	1	1	0	1							
Bobby Bolin, R OBP: 0.343, SLG: 0.291 John Stephenson, L OBP: 0.187, SLG: 0.273 Ray Sardock, L OBP: 0.181, SLG: 0.233 Rich Robertson, R (6, 1) Bob Burda, L OBP: 0.342, SLG: 0.490 (7, 3)			K							1	0	0	0	0	0	0						
Inning Stats	R: 0 E: 0 K: 1 S: 5	H: 0 LOB: 1 BB: 0 P: 6	R: 0 E: 0 K: 1 S: 6	H: 1 LOB: 1 BB: 0 P: 6	R: 0 E: 0 K: 1 S: 5	H: 0 LOB: 0 BB: 0 P: 5	R: 0 E: 0 K: 3 S: 9	H: 0 LOB: 0 BB: 0 P: 9	R: 2 E: 0 K: 0 S: 5	H: 2 LOB: 1 BB: 1 P: 9	R: 0 E: 0 K: 1 S: 6	H: 1 LOB: 1 BB: 0 P: 6	R: 0 E: 0 K: 1 S: 5	H: 0 LOB: 0 BB: 0 P: 5	R: 0 E: 0 K: 0 S: 3	H: 0 LOB: 0 BB: 0 P: 3	R: 0 E: 0 K: 0 S: 3	H: 0 LOB: 0 BB: 0 P: 3	1B: 2 2B: 2 3B: 0 HR: 0	SF: 0 SAC: 2 DP: 0 HBP: 1	WP: 0 PB: 0 SB: 0 CS: 0	PA: 33
PITCHER Fergie Jenkins, R ERA: 2.88 (1, 1)	IP: 9.0 WLS: W BF: 33 H: 4 R: 2 ER: 2 SO: 8 BB: 1 IBB: 0 HBP: 1 BLK: 0 WP: 0 HR: 0 S: 47 P: 52 ERA: 2.00 WHIP: 0.556															PITCHER						

Batter	1	2	3	4	5	6	7	8	9	AB	R	H	RBI	BB	SO	LOB	BOTTOM			
Don Kessinger, S OBP: 0.356, SLG: 0.400 (1, 6)	F7		E3 PB					F4		5	1	1	0	0	0	0	San Francisco Giants @ Chicago Cubs Wrigley Field, Chicago, IL Thu Jul 31 1969, 3:33 AM CDT Att: 24,168 - Unknown			
Glenn Beckert, R OBP: 0.336, SLG: 0.339 (1, 4)	F8		F6					F7		5	2	2	0	0	0	1				
Billy Williams, L OBP: 0.375, SLG: 0.492 (1, 9)	3-1		F7							5	1	2	2	0	0	2				
Ron Santo, R OBP: 0.404, SLG: 0.535 (1, 5)		K								4	2	2	2	0	1	0				
14 Ernie Banks, R OBP: 0.324, SLG: 0.427 (1, 3)		K								4	1	1	2	0	1	2				
Willie Smith, L OBP: 0.359, SLG: 0.497 Jim Hickman, R OBP: 0.290, SLG: 0.374 (6, 9)										2	0	0	0	0	1	0				
Randy Hundley, R OBP: 0.354, SLG: 0.430 (1, 2)										0	2	0	0	2	0	0				
Jim Qualls, S OBP: 0.286, SLG: 0.383 (1, 8)										3	2	2	3	1	0	0				
Jim Qualls, S OBP: 0.286, SLG: 0.383 (1, 8)										4	1	2	2	0	0	0				
Fergie Jenkins, R OBP: 0.171, SLG: 0.145 (1, 1)			K							4	0	0	0	0	2	3				
Inning Stats	R: 0 E: 0 K: 0 S: 3	H: 0 LOB: 0 BB: 0 P: 3	R: 0 E: 0 K: 2 S: 7	H: 0 LOB: 0 BB: 0 P: 7	R: 2 E: 1 K: 1 S: 7	H: 1 LOB: 1 BB: 1 P: 11	R: 2 E: 0 K: 1 S: 7	H: 2 LOB: 0 BB: 0 P: 7	R: 2 E: 0 K: 0 S: 6	H: 3 LOB: 1 BB: 0 P: 6	R: 2 E: 0 K: 0 S: 4	H: 1 LOB: 0 BB: 1 P: 8	R: 3 E: 0 K: 1 S: 9	H: 4 LOB: 2 BB: 1 P: 13	R: 1 E: 0 K: 0 S: 4	H: 1 LOB: 0 BB: 0 P: 4	1B: 6 2B: 2 3B: 1 HR: 3	SF: 1 SAC: 0 DP: 0 HBP: 0	WP: 0 PB: 1 SB: 0 CS: 0	PA: 40
PITCHER Bobby Bolin, R ERA: 4.57 Ray Sadecki, L ERA: 4.92 Rich Robertson, R ERA: 5.95 Ron Herbel, R ERA: 4.4 (1, 1)	IP: 4.0 WLS: L BF: 17 H: 3 R: 4 ER: 3 SO: 4 BB: 1 IBB: 0 HBP: 0 BLK: 0 WP: 0 HR: 1 S: 24 P: 28 ERA: 6.75 WHIP: 1.000															PITCHER				



Batter	1	2	3	4	5	6	7	8	9	AB	R	H	RBI	BB	SO	LOB	TOP										
Dave Marshall, L OBP: 0.371, SLG: 0.312 (1, 7)	0-0 2-3			0-0 F6		0-3 K		0-0 1B		4	0	1	0	0	1	0	San Francisco Giants @ Pittsburgh Pirates Forbes Field, Pittsburgh, PA Fri Aug 01 1969, 7:05 PM EDT Att: 10,500 - Unknown										
Don Mason, L OBP: 0.306, SLG: 0.230 (1, 4)	0-3 K			0-3 K		0-0 1B		0-0 B1		4	0	1	0	0	2	1											
Bobby Bonds, R OBP: 0.359, SLG: 0.490 (1, 8)	0-0 F7			0-3 K		0-3 K		0-0 1-3		4	0	0	0	0	2	2											
Willie McCovey, L OBP: 0.446, SLG: 0.700 Bob Burda, L OBP: 0.343, SLG: 0.490 (9, PR) (9, 3)		0-0 F9			0-0 HR		4-0 HR		1-0 SH1-3 2B HBP	2	2	1	1	1	0	0											
Dick Dietz, R OBP: 0.350, SLG: 0.412 (1, 2)		0-0 5-3			0-0 F8		0-0 HR		0-0 SH1-3	3	1	1	2	0	0	0											
Ken Henderson, S OBP: 0.277, SLG: 0.346 (1, 9)		0-3 K			0-0 G3		0-0 G3		4-0 2B BB	3	1	0	0	1	1	0											
Tito Fuentes, S OBP: 0.340, SLG: 0.360 Jim Davenport, R OBP: 0.321, SLG: 0.338 (7, 5)			0-0 F6		0-0 E4 FC6		0-0 5-3		0-0 2B	3	0	0	0	0	0	0											
Hal Lanier, R OBP: 0.263, SLG: 0.262 (1, 6)			0-0 5-3		0-0 FC6		0-3 K		0-0 F8	4	0	0	0	0	1	3											
Mike McCormick, L OBP: 0.182, SLG: 0.238 (1, 1)			0-3 K			0-3 K		0-0 F7	0-3 K	4	0	0	0	0	3	2											
Inning Stats	R: 0 E: 0 K: 1 S: 5	H: 0 LOB: 0 BB: 0 P: 5	R: 0 E: 0 K: 1 S: 5	H: 0 LOB: 0 BB: 0 P: 5	R: 0 E: 0 K: 2 S: 7	H: 0 LOB: 0 BB: 0 P: 7	R: 1 E: 1 K: 0 S: 5	H: 1 LOB: 1 BB: 0 P: 5	R: 0 E: 0 K: 3 S: 10	H: 1 LOB: 1 BB: 0 P: 10	R: 2 E: 0 K: 1 S: 6	H: 1 LOB: 0 BB: 1 P: 10	R: 0 E: 0 K: 0 S: 4	H: 1 LOB: 1 BB: 0 P: 4	R: 2 E: 0 K: 1 S: 6	H: 1 LOB: 2 BB: 1 P: 11		1B: 2 2B: 1 3B: 0 HR: 2	SF: 0 SAC: 1 DP: 0 HBP: 1	WP: 0 PB: 0 SB: 0 CS: 0	PA: 36						
PITCHER	IP	WLS	BF	H	R	ER	SO	BB	IBB	HBP	BLK	WP	HR	S	P	ERA	WHIP										
Jim Bunning, R ERA: 3.65 Bo Belinsky, L ERA: 9.0	(1, 1) (8, 1)	7.0 2.0	L 10	26 2	3 2	3 2	9 1	1 1	0 0	0 1	0 0	0 0	2 0	43 10	47 15	3.86 9.00	0.571 1.500										

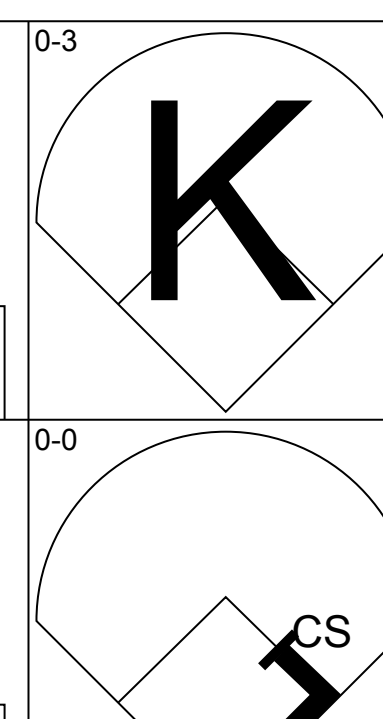
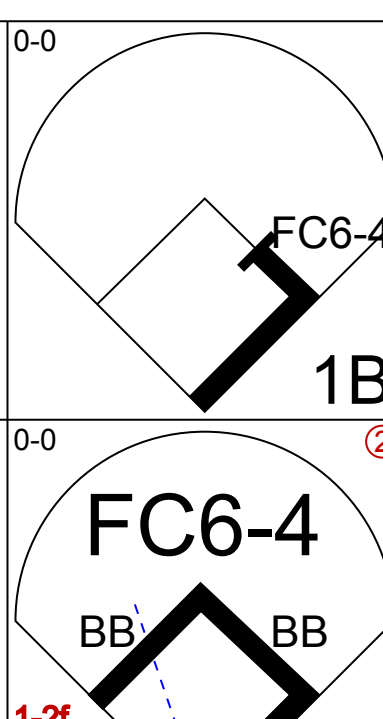

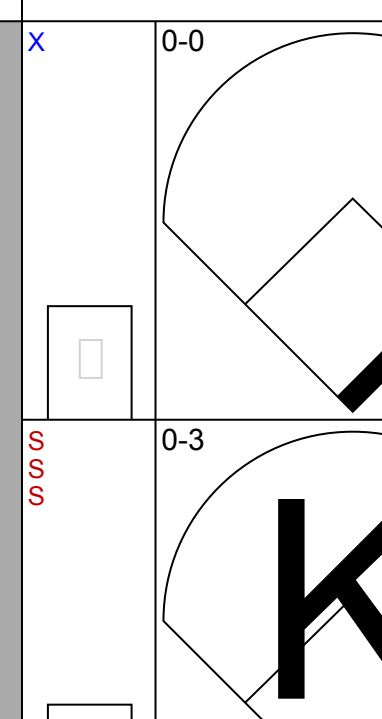
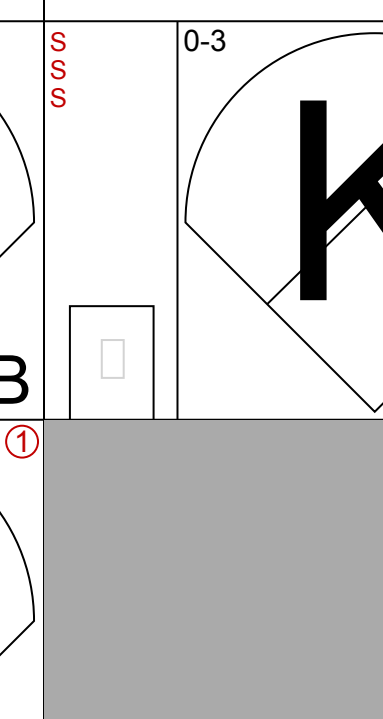
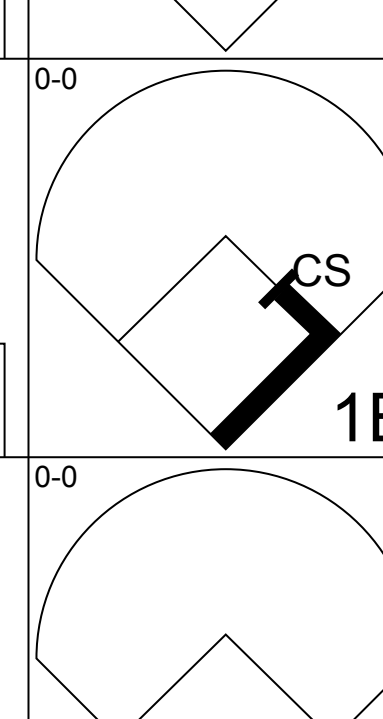
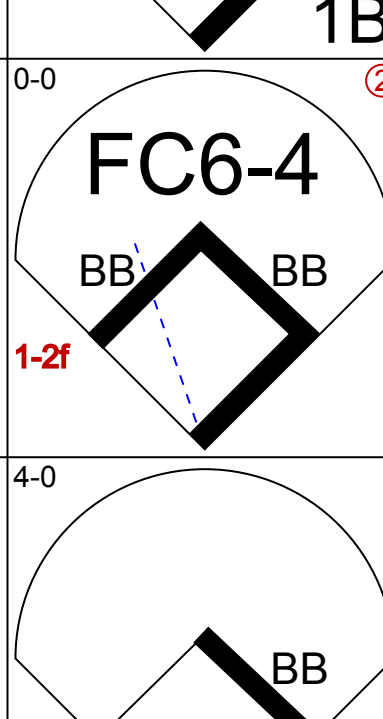
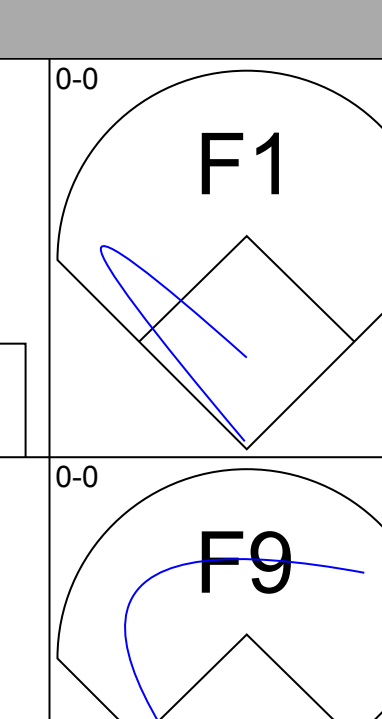
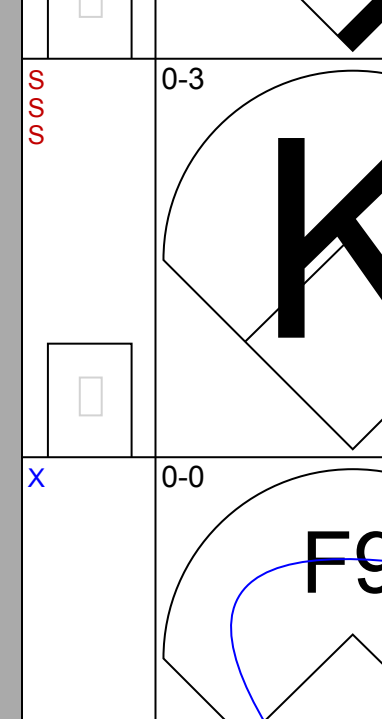
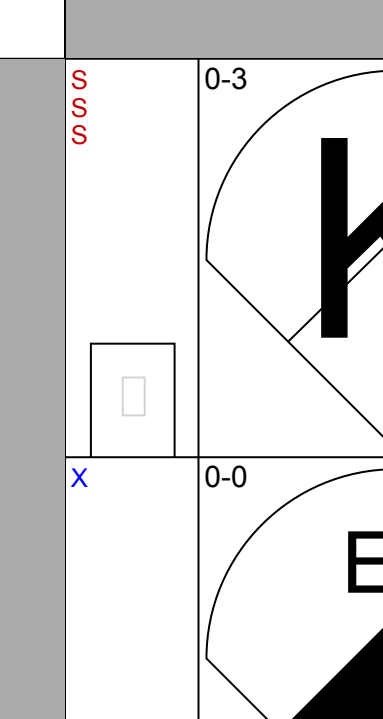
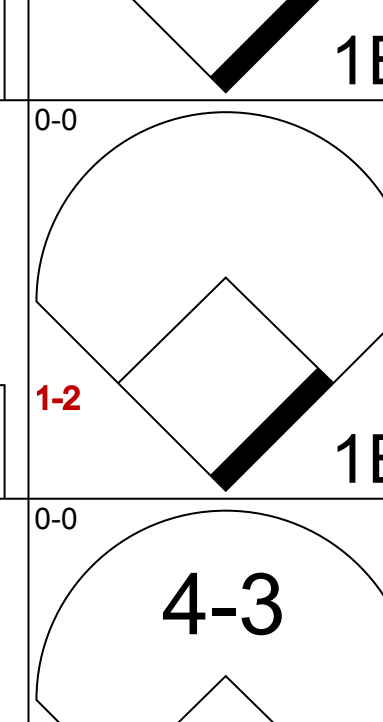
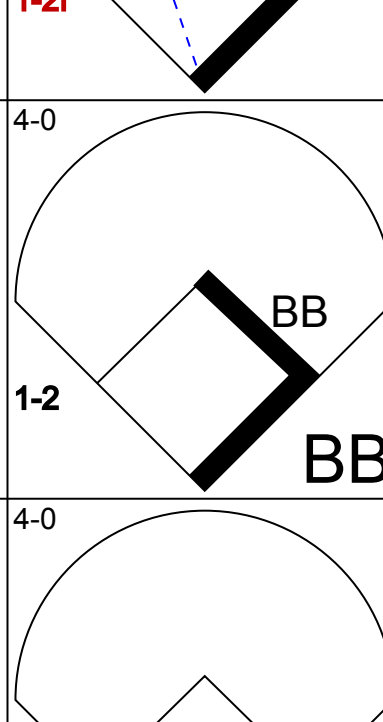
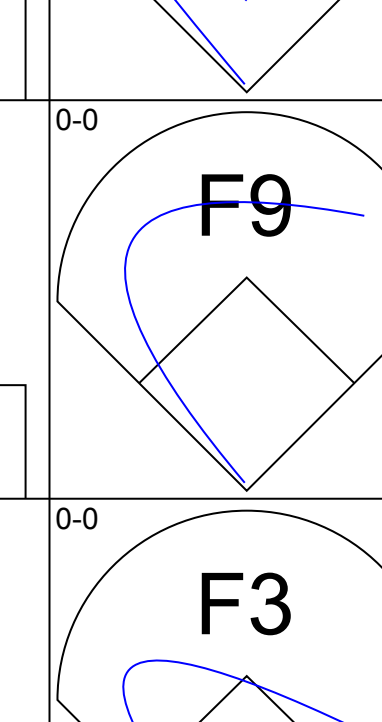
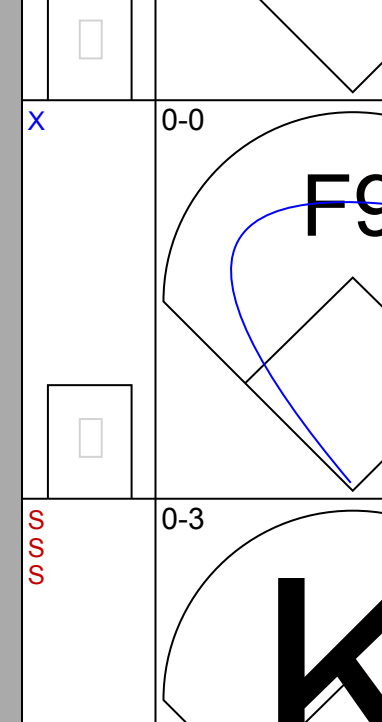
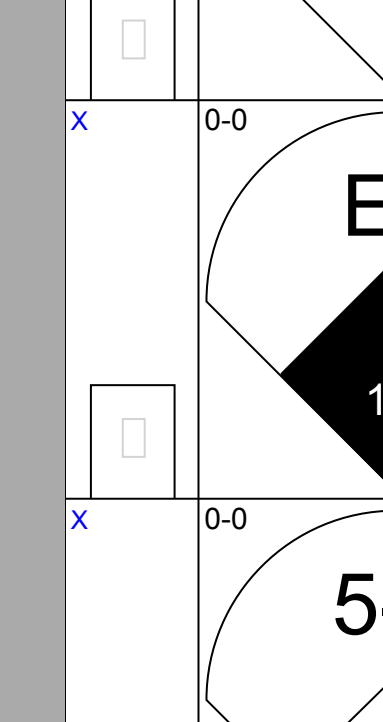
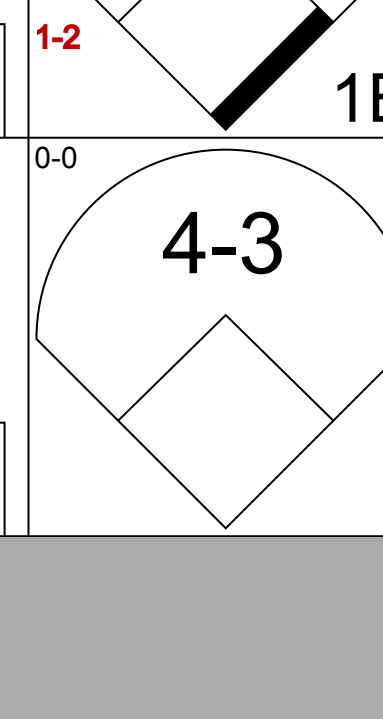
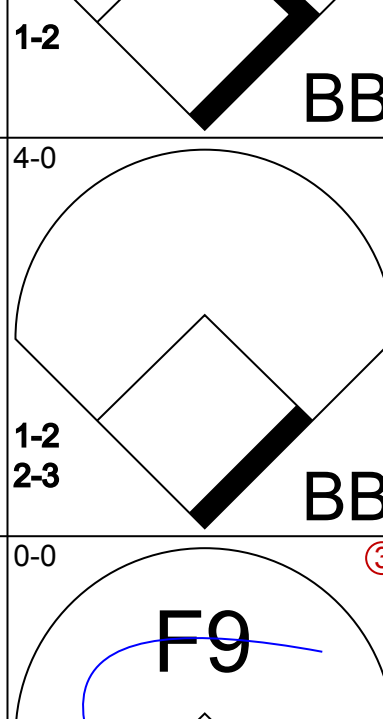
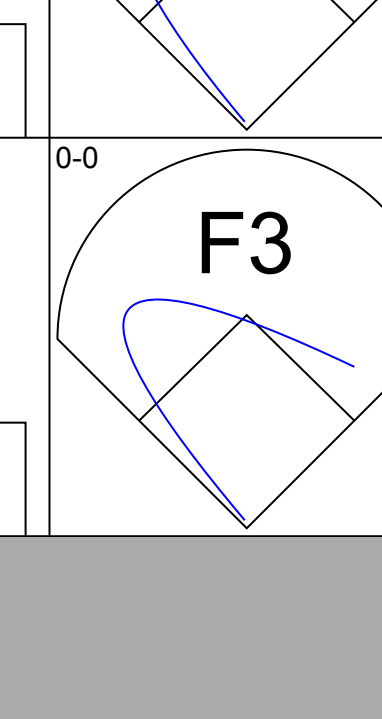
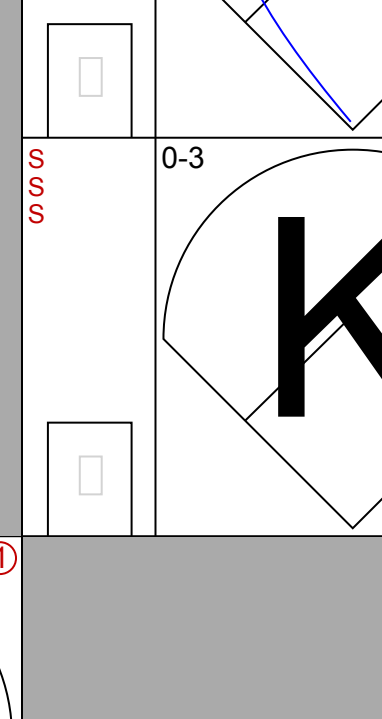
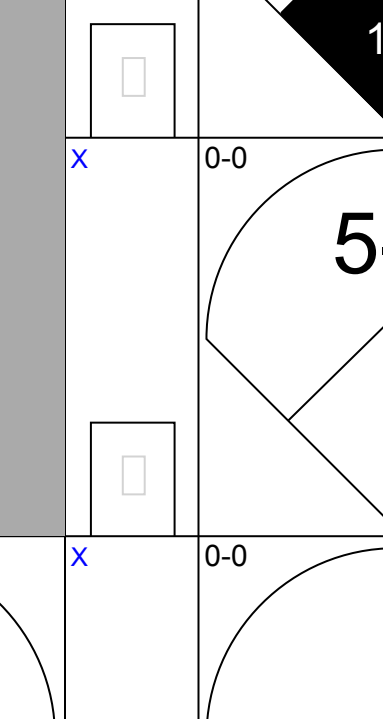
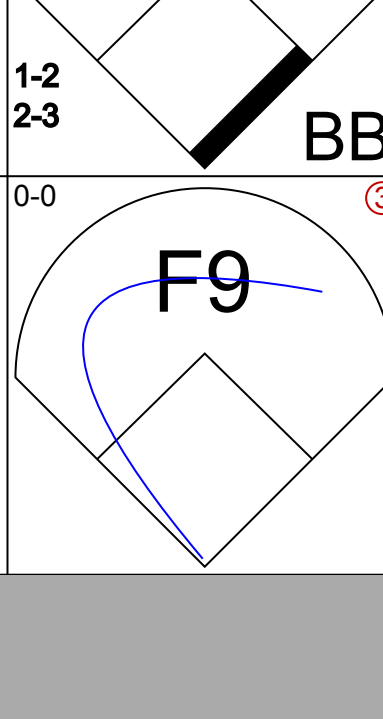
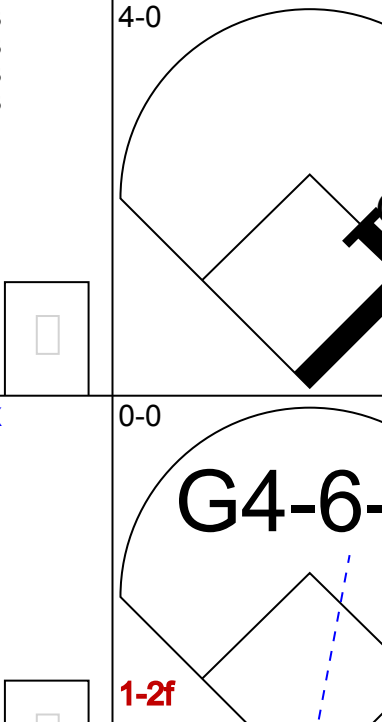
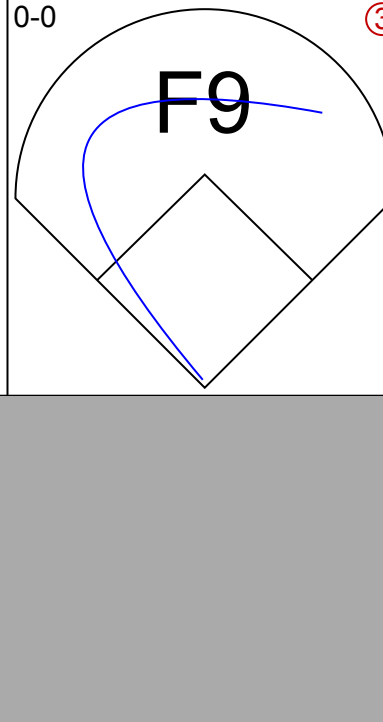
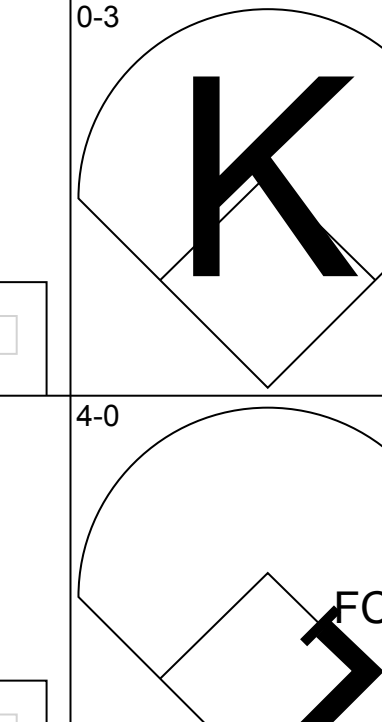
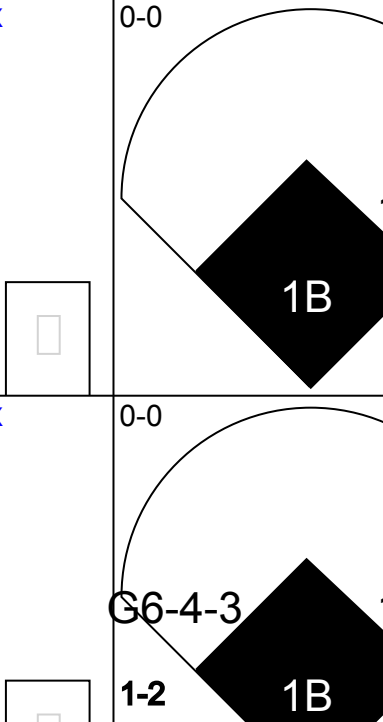
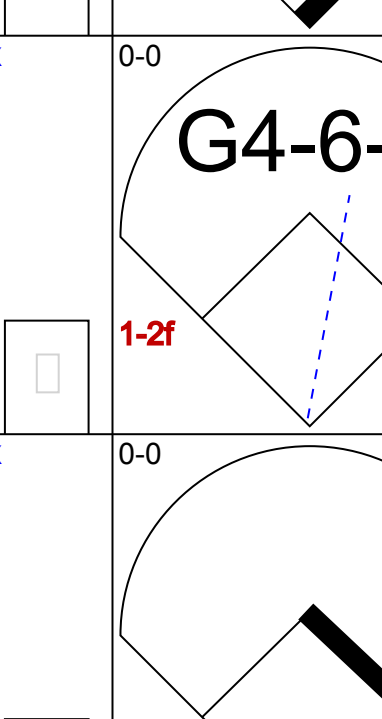
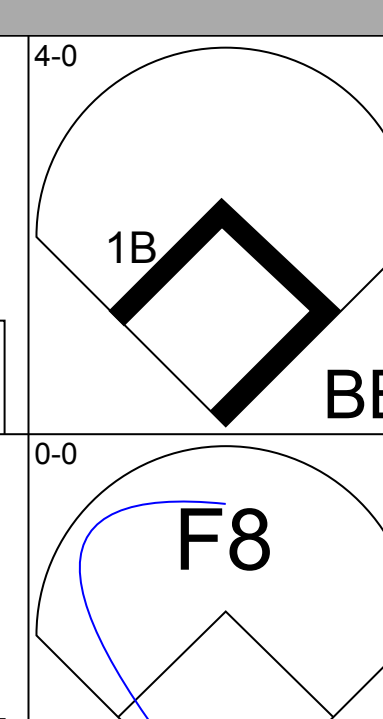
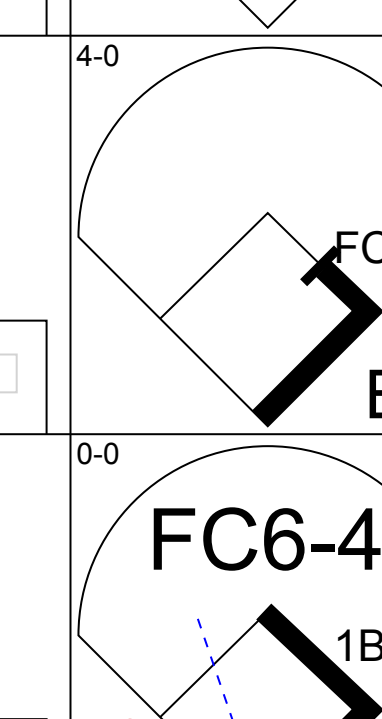
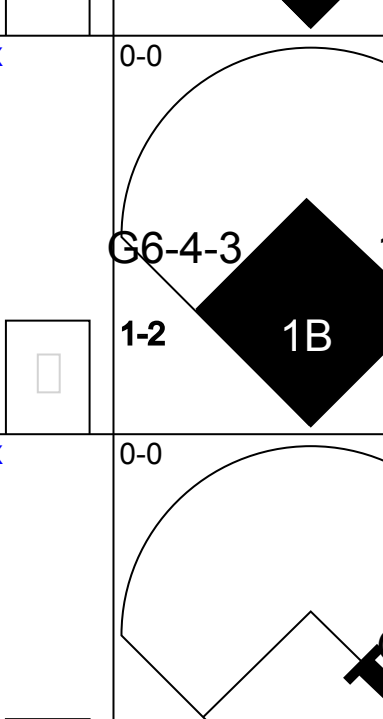
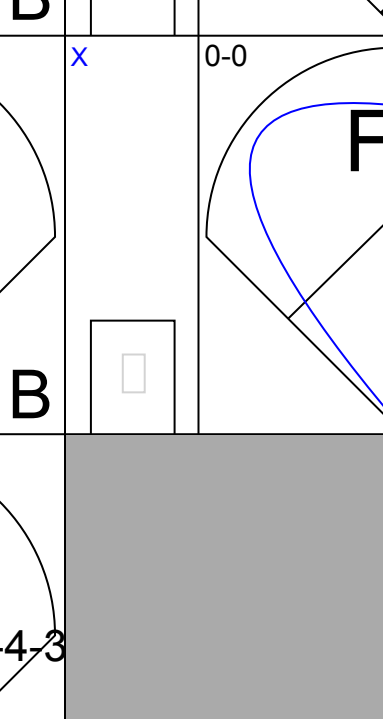
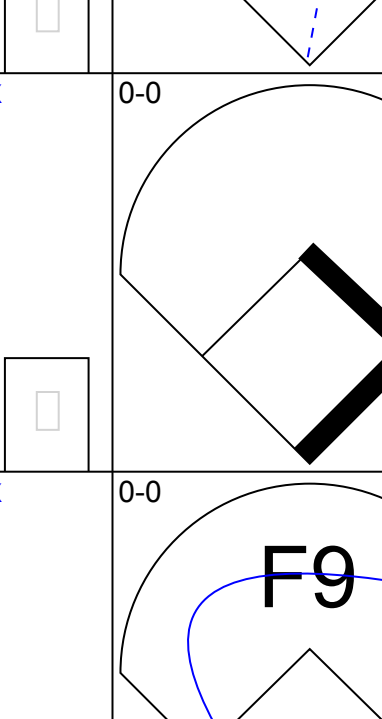

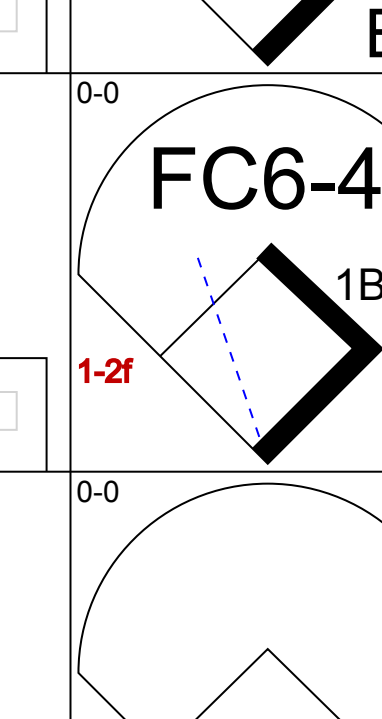
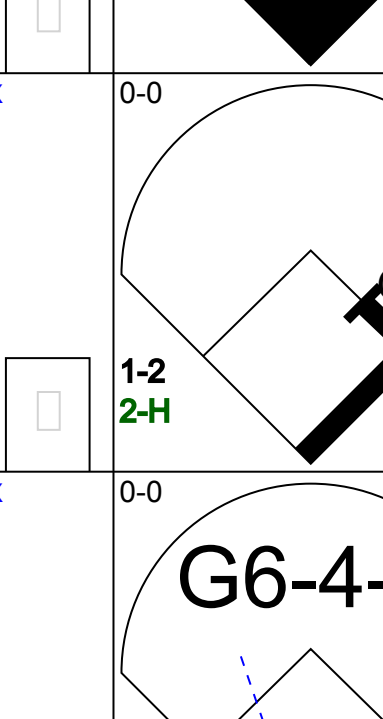
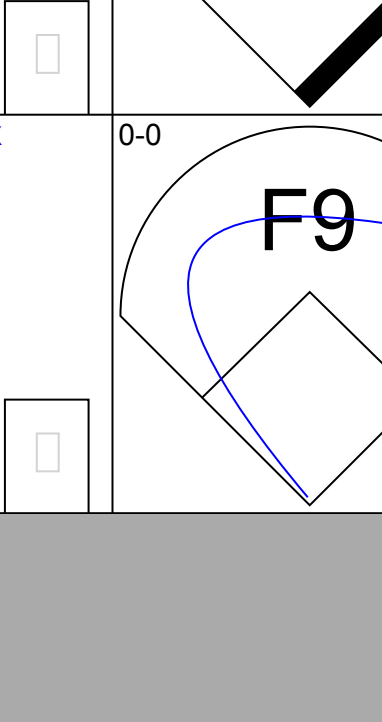
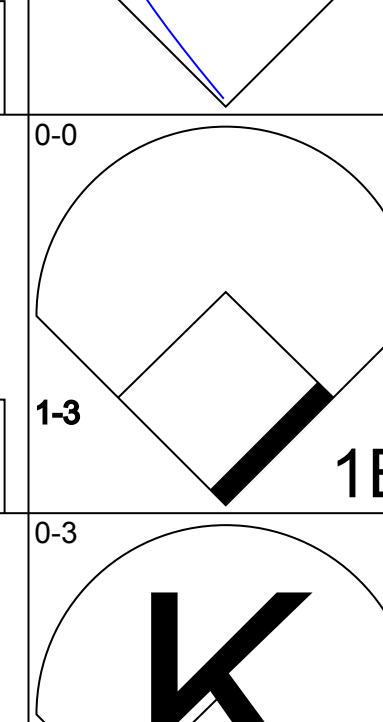
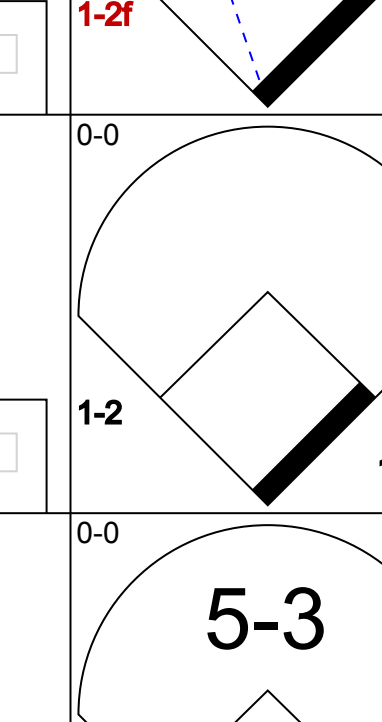
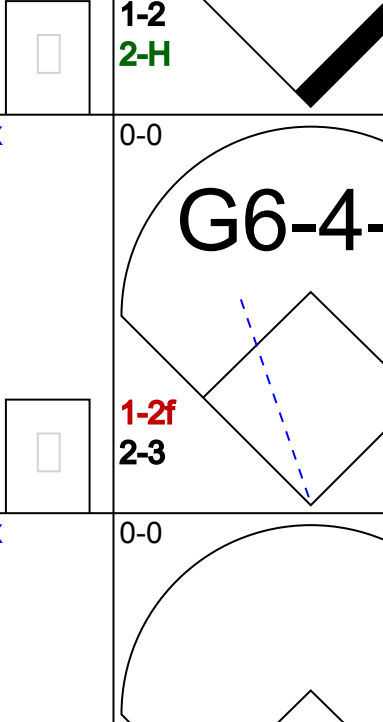
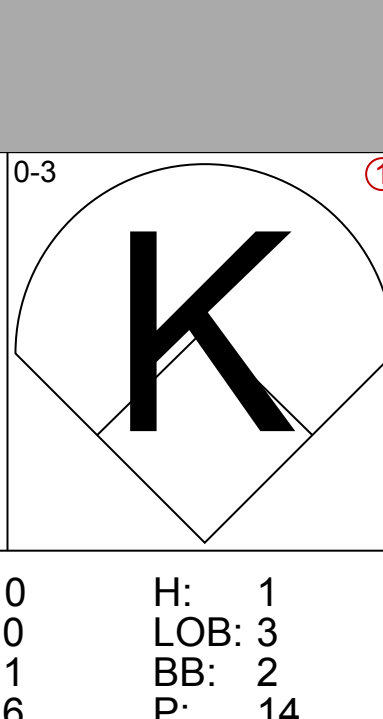
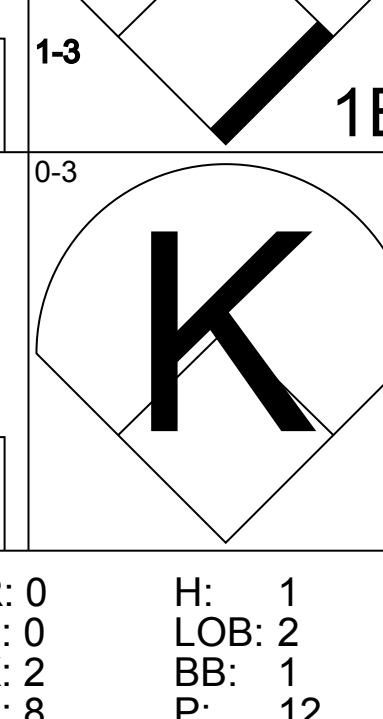
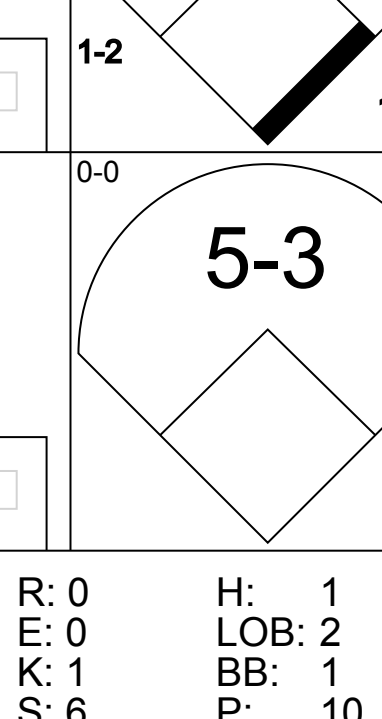
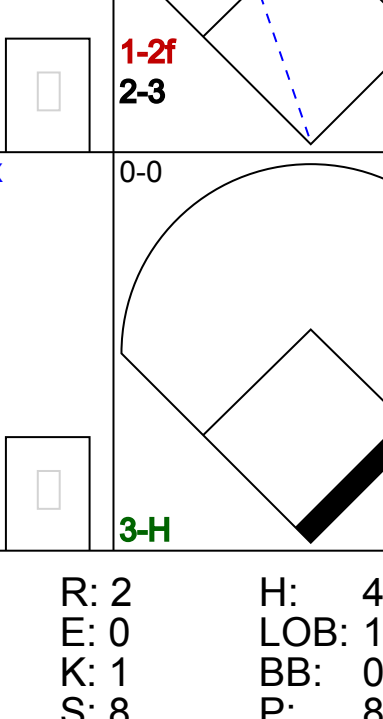
AB	32
R	5
H	5
RBI	5
BB	2
SO	10
LOB	8

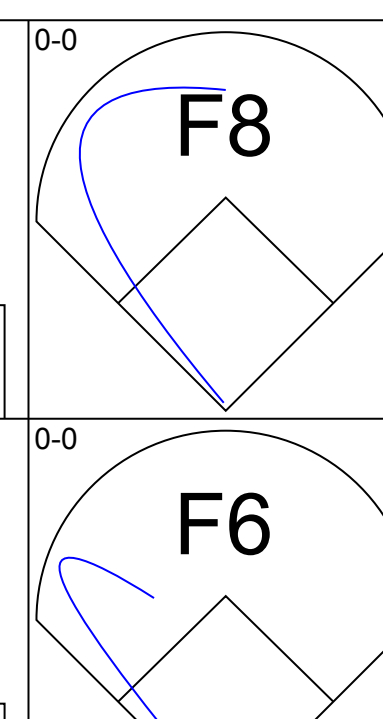
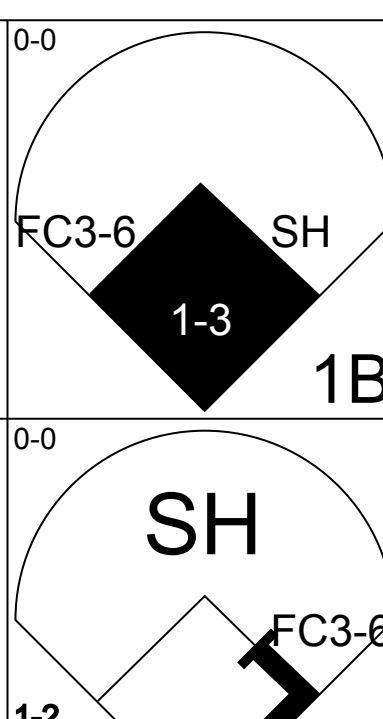
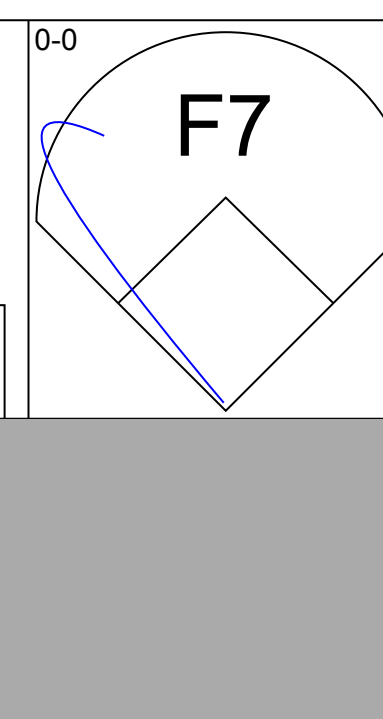
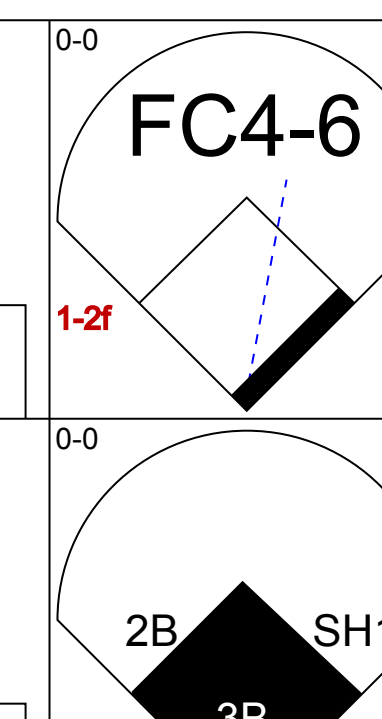
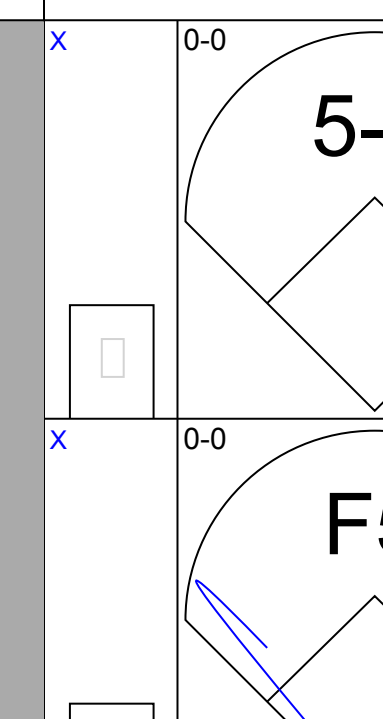
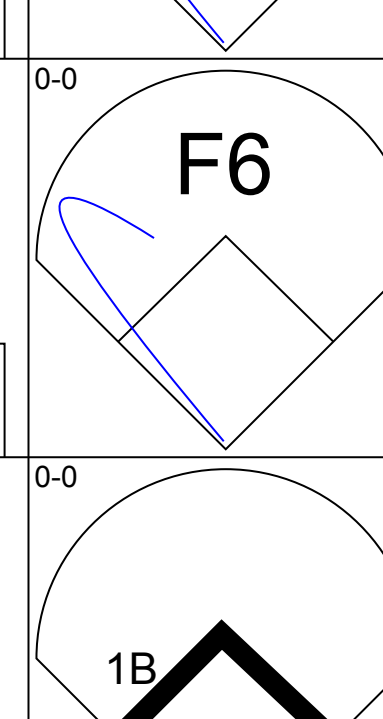
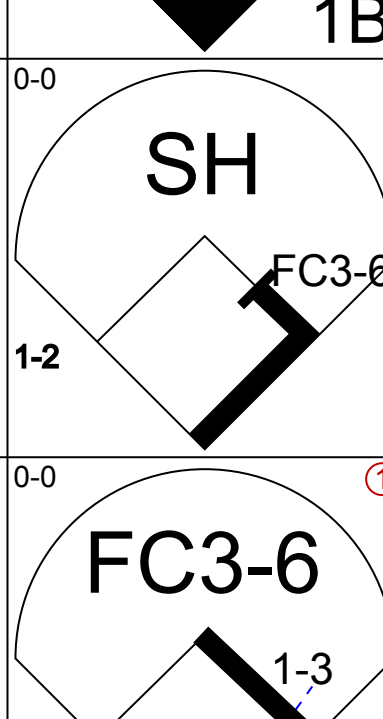
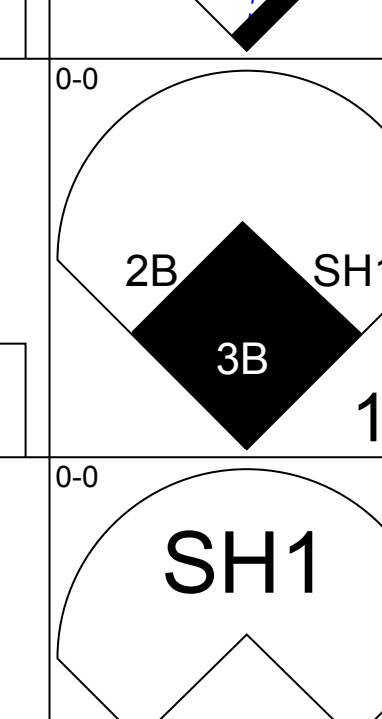
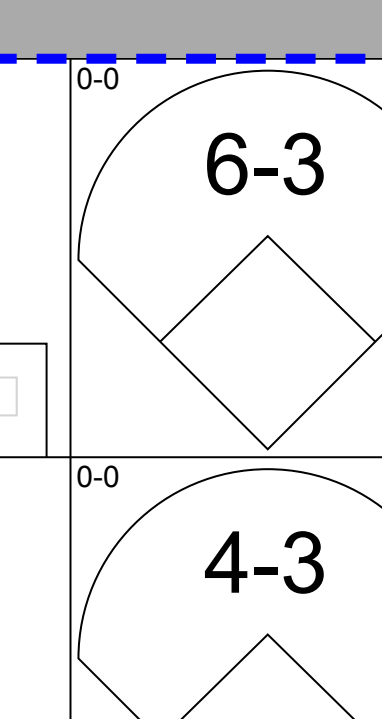
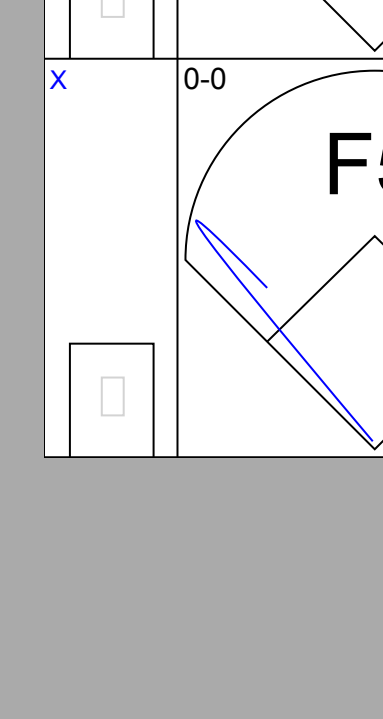
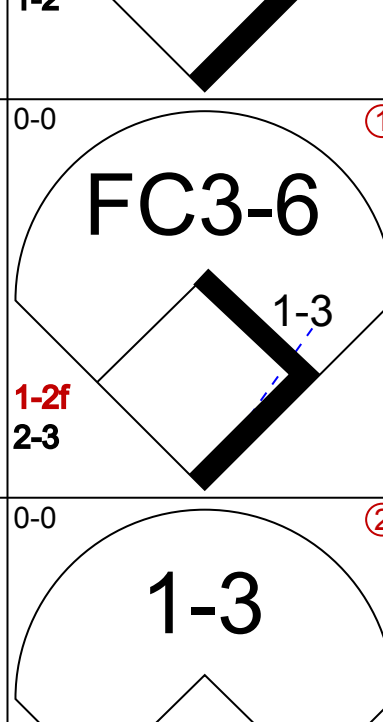
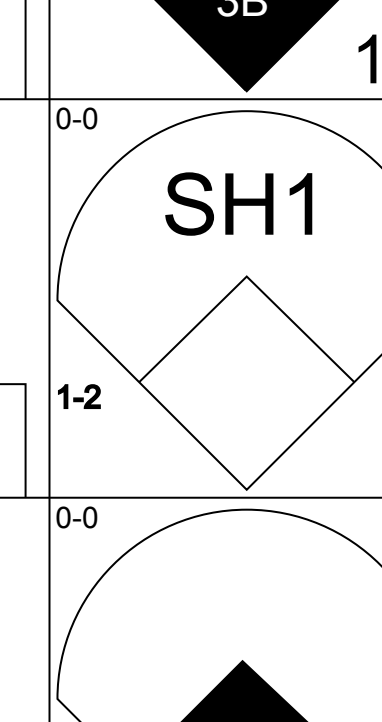
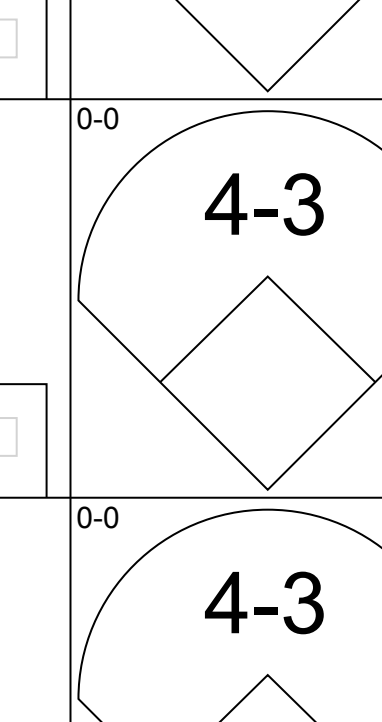
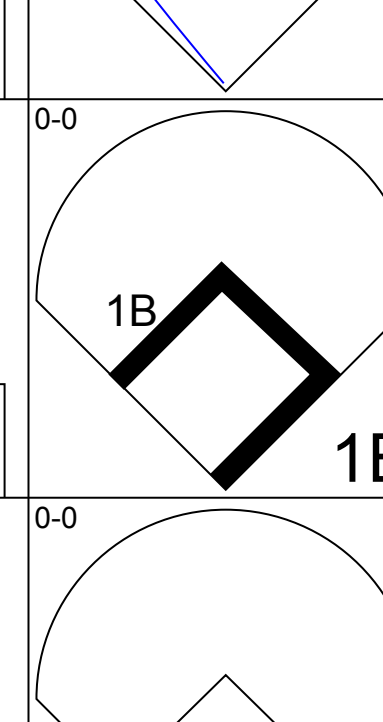
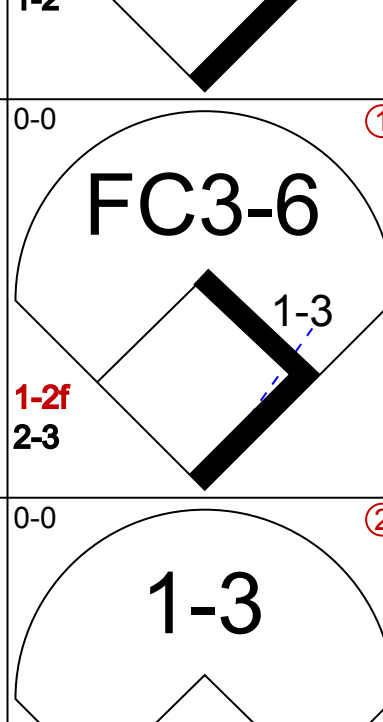
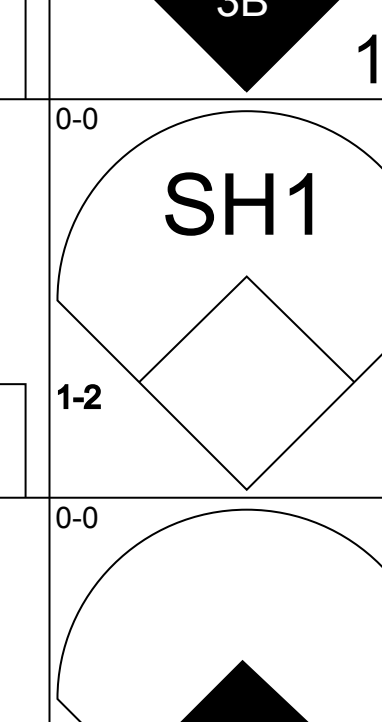
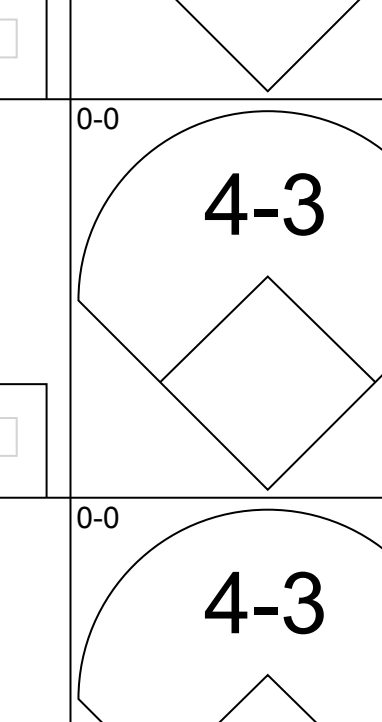
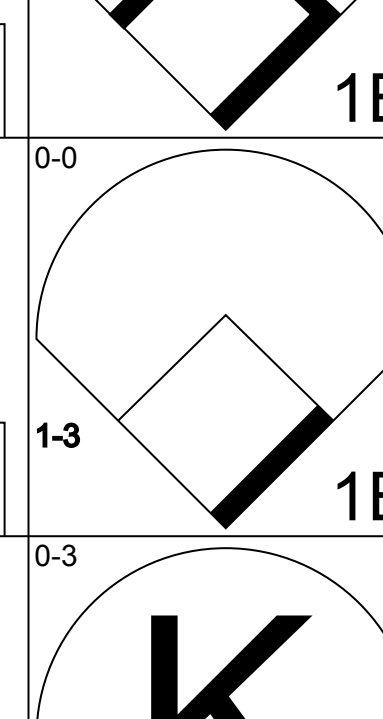
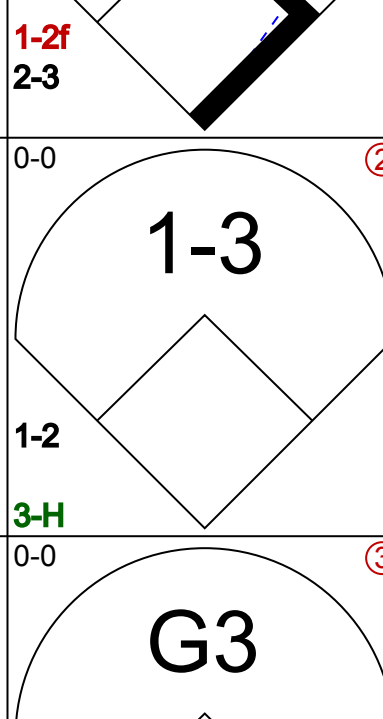
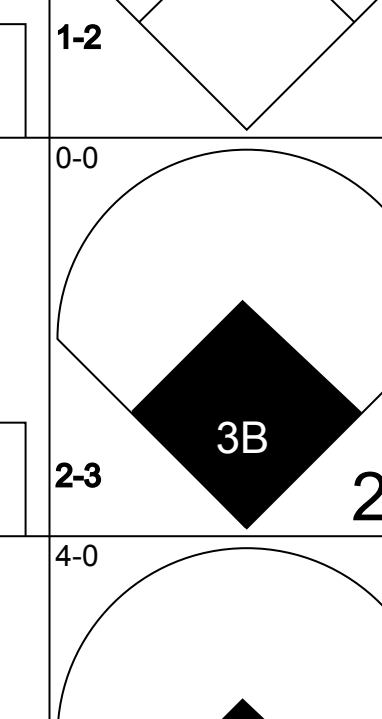
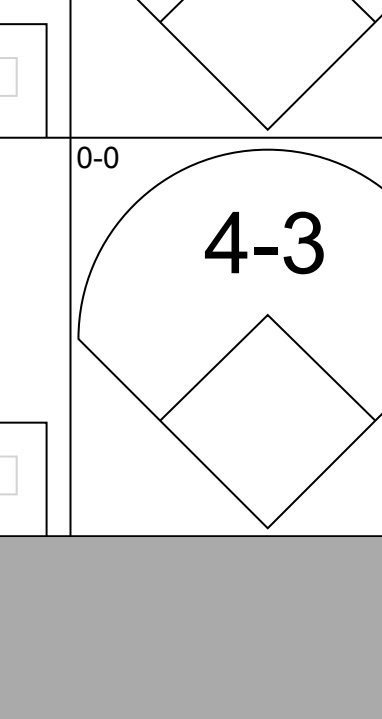
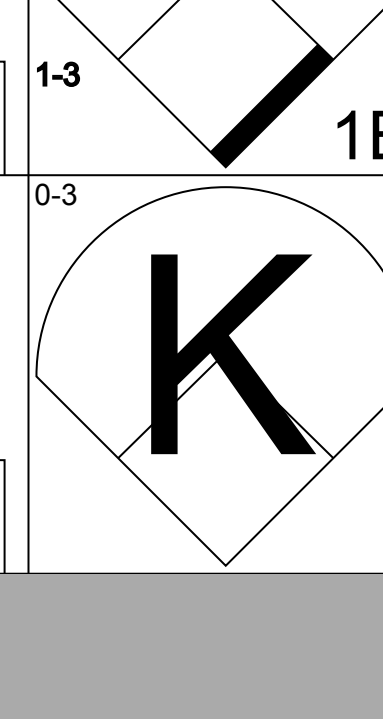
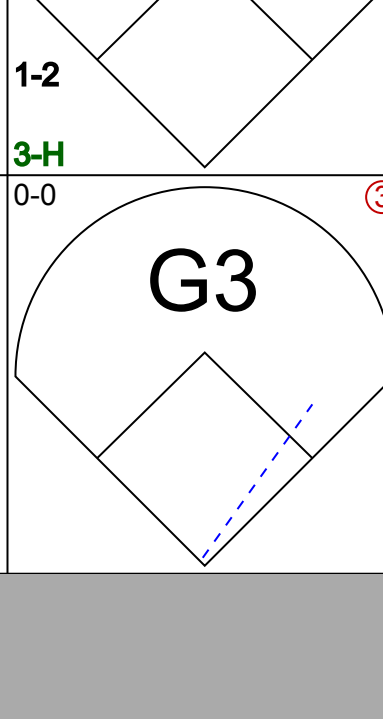
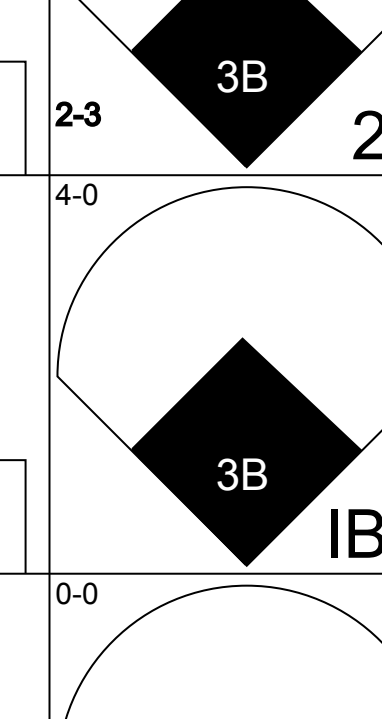
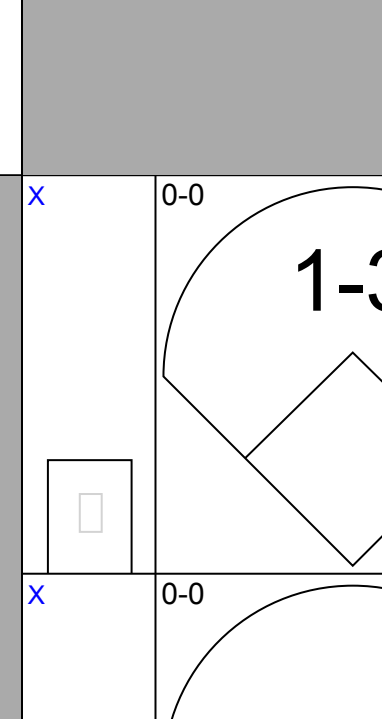
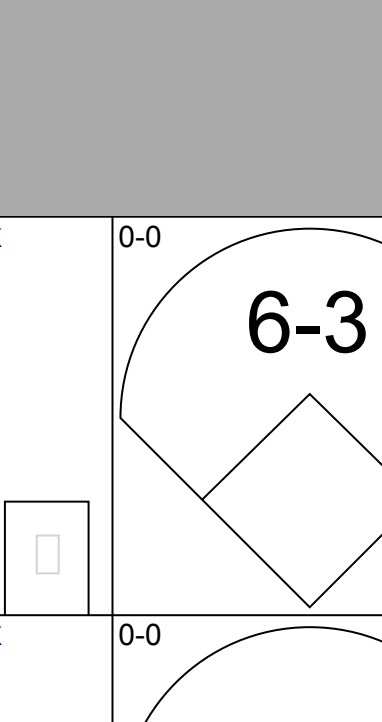
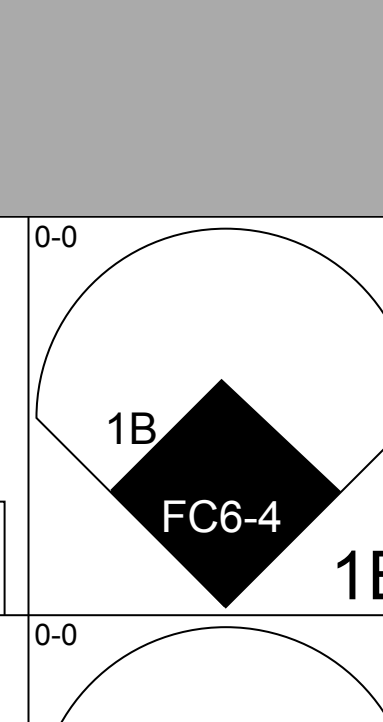
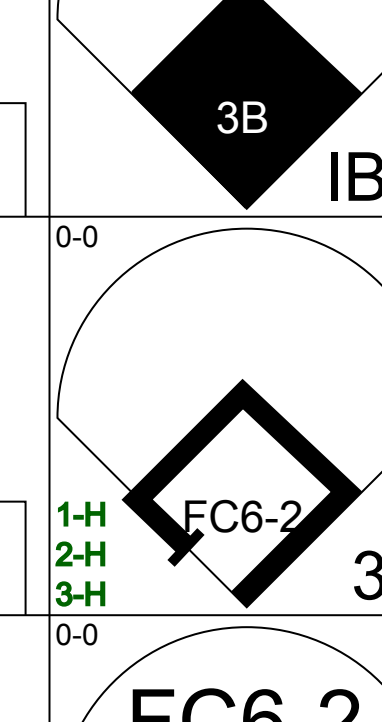
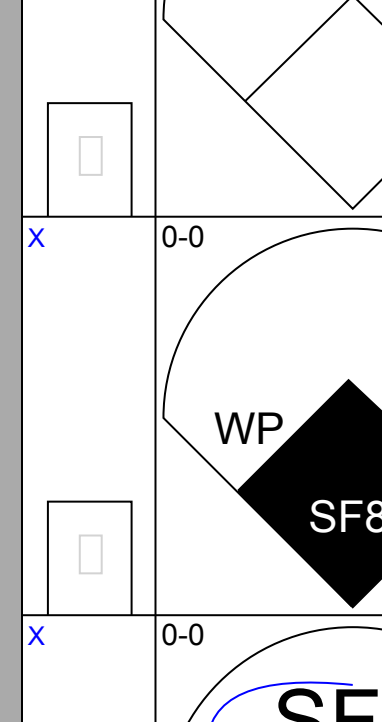
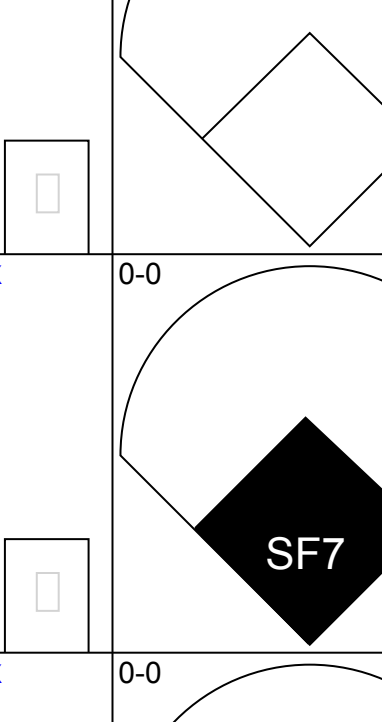
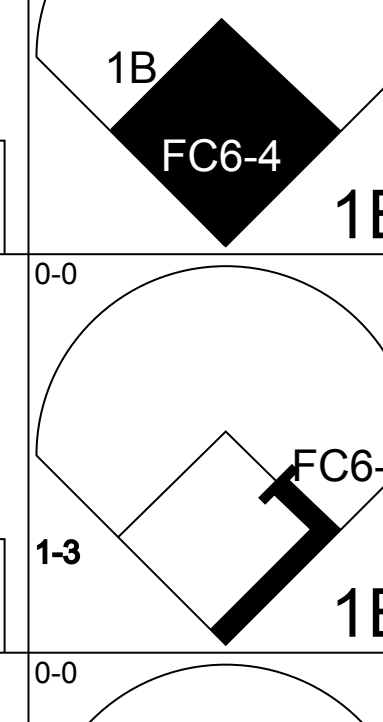
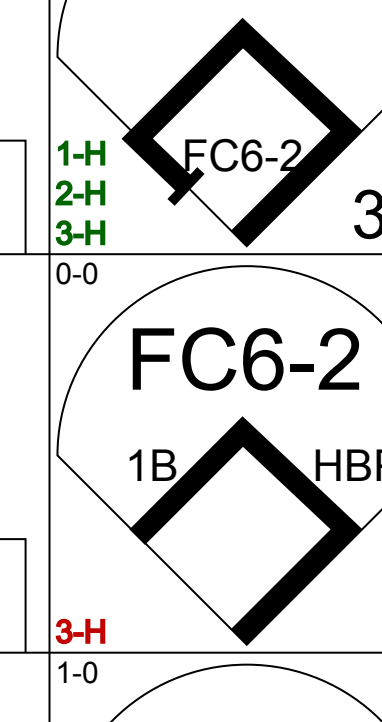
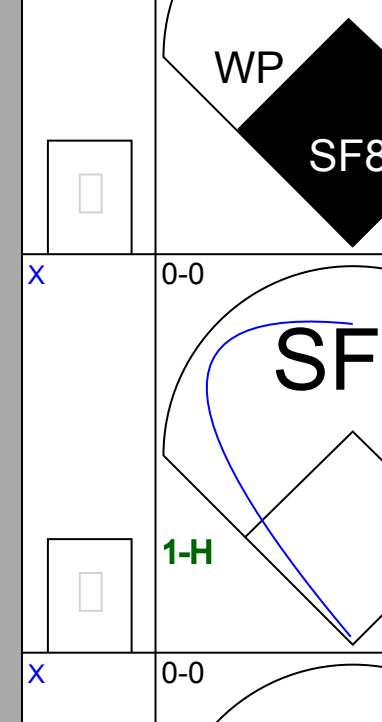
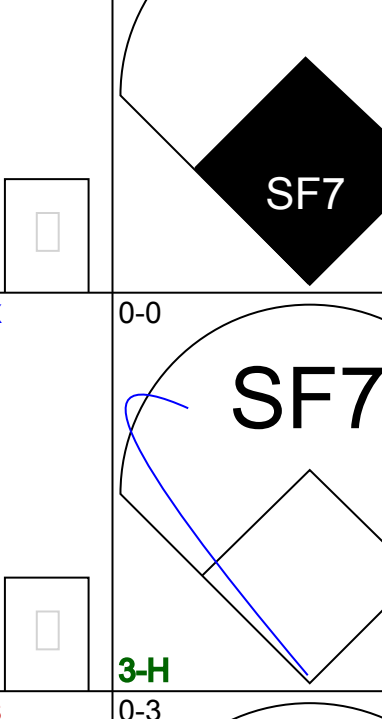
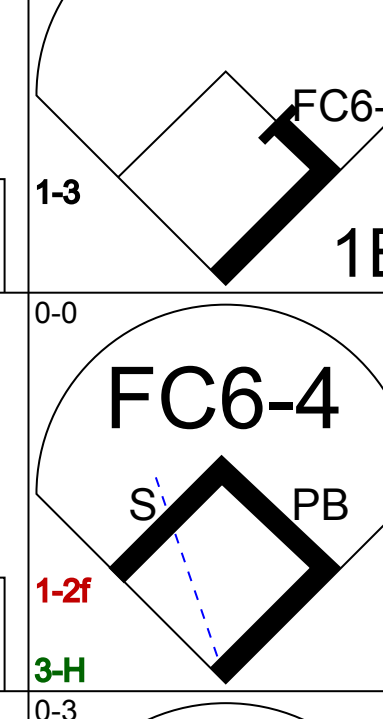
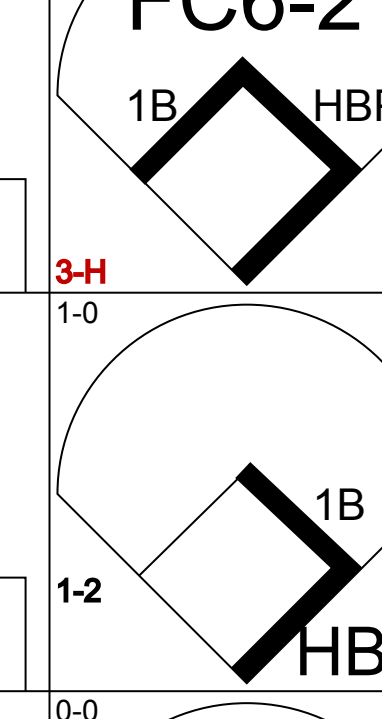
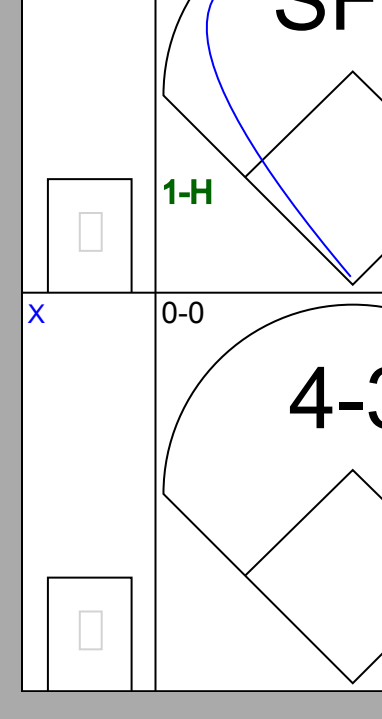


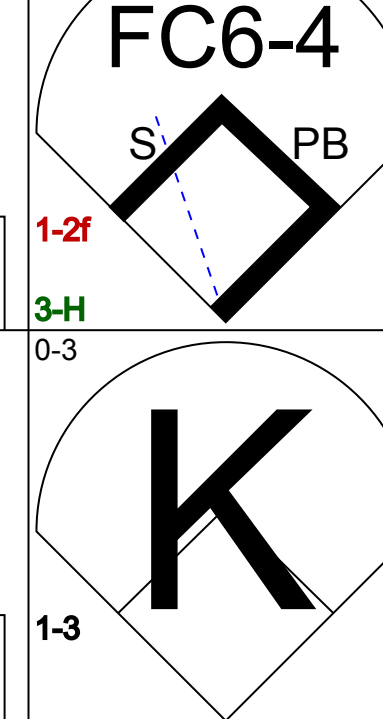
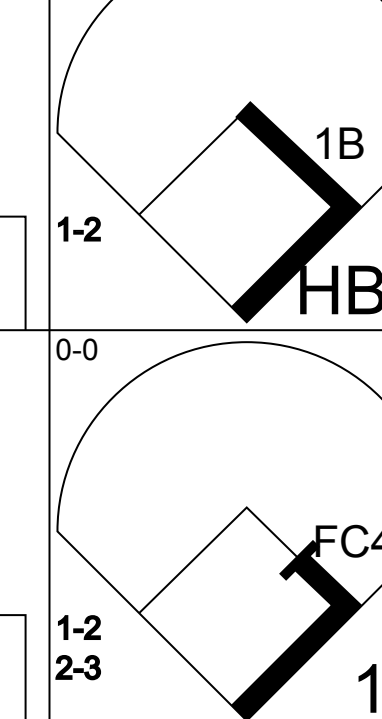
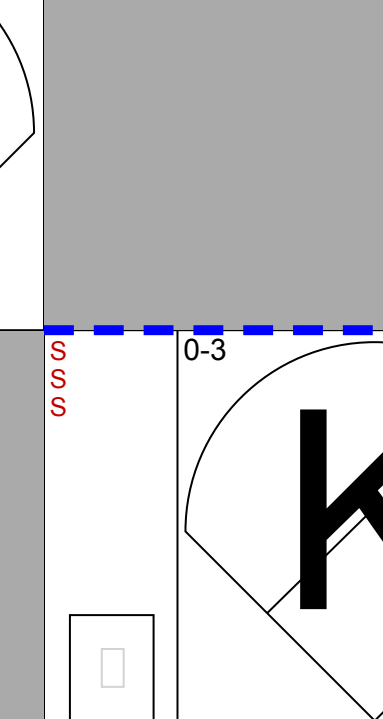


Batter	1	2	3	4	5	6	7	8	9	AB	R	H	RBI	BB	SO	LOB	BOTTOM											
Matty Alou, L OBP: 0.384, SLG: 0.440 (1, 8)	0-0 F7		0-0 F6		0-0 1-3		0-0 4-3			4	0	0	0	0	0	2	San Francisco Giants @ Pittsburgh Pirates Forbes Field, Pittsburgh, PA Fri Aug 01 1969, 7:05 PM EDT Att: 10,500 - Unknown											
Carl Taylor, R OBP: 0.432, SLG: 0.479 (1, 7)	4-0 G4-6-3 BB		4-0 1B 2H BB		0-0 FC6-4 1B		0-3 K			2	0	1	0	2	1	0												
Roberto Clemente, R OBP: 0.497, SLG: 0.547 (1, 9)	0-0 G4-6-3 1-2		0-0 1B		0-0 FC6-4 1-2		0-0 G3			4	0	1	0	0	0	2												
Manny Sanguillen, R OBP: 0.348, SLG: 0.408 (1, 2)		0-3 K	0-0 F3		0-0 F7		0-0 6-3			4	0	0	0	0	1	2												
Jose Pagan, R OBP: 0.337, SLG: 0.423 (1, 5)		0-0 1B		0-0 6-3		0-0 L4-3 1B		0-0 5-3		4	0	2	0	0	0	0												
Al Oliver, L OBP: 0.309, SLG: 0.384 (1, 3)		0-0 F9		0-0 1B		0-0 L4-3 1-2		0-0 G3		4	0	1	0	0	0	2												
Freddie Patek, R OBP: 0.316, SLG: 0.315 (1, 6)		0-3 K		0-0 F6		0-0 F8		0-0 F7		4	0	0	0	0	1	2												
Gene Alley, R OBP: 0.260, SLG: 0.245 (1, 4)			0-0 SH1-4 WP 1B		0-0 F9		0-0 2B			3	1	2	0	0	0	1												
Jim Bunning, R OBP: 0.091, SLG: 0.024 Bill Mazerowski, R OBP: 0.295, SLG: 0.290 Bo Belinsky, L (8, 1)	(1, 1) (7, PH) (8, 1)	9.0 W	34 34	7 1	1 1	1 1	3 3	2 0	0 0	0 0	0 0	1 0	0 38	46 46	1.00 1.000	1.000												
PITCHER	IP	WLS	BF	H	R	ER	SO	BB	IBB	HBP	BLK	WP	HR	S	P	ERA		WHIP										
Mike McCormick, L ERA: 3.34	(1, 1)	9.0	W	34	7	1	1	3	2	0	0	0	1	0	38	46	1.00	1.000										

AB	31
R	1
H	7
RBI	0
BB	2
SO	3
LOB	12



Batter	1	2	3	4	5	6	7	8	9	AB	R	H	RBI	BB	SO	LOB	TOP					
Dave Marshall, L (1, 7) OBP: 0.372, SLG: 0.315										5	0	2	0	0	3	3	San Francisco Giants @ Pittsburgh Pirates Forbes Field, Pittsburgh, PA Sat Aug 02 1969, 7:05 PM EDT Att: 12,566 - Unknown livebaseballscorecards.com					
Don Mason, L (1, 4) OBP: 0.305, SLG: 0.229										5	0	1	0	0	2	2						
Bobby Bonds, R (1, 8) OBP: 0.359, SLG: 0.488										4	1	1	0	1	0	1						
Willie McCovey, L (1, 3) OBP: 0.445, SLG: 0.696										2	0	0	0	1	0	1						
Bob Burda, L (5, 3) OBP: 0.336, SLG: 0.480										2	0	0	0	0	1	2						
Dick Dietz, R (1, 2) OBP: 0.356, SLG: 0.414										4	1	2	1	1	1	3						
Ken Henderson, S (1, 9) OBP: 0.284, SLG: 0.346										3	1	1	0	2	0	2						
Tito Fuentes, S (1, 5) OBP: 0.347, SLG: 0.378										4	0	2	1	0	0	2						
Hal Lanier, R (1, 6) OBP: 0.265, SLG: 0.265										4	0	2	0	0	0	3						
Juan Marichal, R (1, 1) OBP: 0.151, SLG: 0.157										2	0	0	0	0	2	2						
Bobby Etheridge, R (6, PH) OBP: 0.405, SLG: 0.418										1	0	0	0	0	0	2						
Ray Sadecki, L (6, PH) OBP: 0.161, SLG: 0.233										0	0	0	0	0	0	0						
Jim Ray Hart, R (8, PH) OBP: 0.372, SLG: 0.368										1	0	1	1	0	0	0						
Ron Herbel, R (8, 1) OBP: 0.372, SLG: 0.368										0	0	0	0	0	0	0						
Inning Stats	R: 0 E: 0 K: 1 S: 6	H: 2 LOB: 1 BB: 0 P: 6	R: 0 E: 0 K: 0 S: 3	H: 1 LOB: 1 BB: 1 P: 7	R: 0 E: 0 K: 1 S: 6	H: 1 LOB: 3 BB: 2 P: 14	R: 0 E: 0 K: 2 S: 8	H: 1 LOB: 2 BB: 1 P: 12	R: 0 E: 0 K: 1 S: 6	H: 0 LOB: 0 BB: 0 P: 3	R: 0 E: 0 K: 1 S: 6	H: 1 LOB: 1 BB: 0 P: 10	R: 0 E: 0 K: 2 S: 8	H: 1 LOB: 1 BB: 0 P: 8	R: 2 E: 0 K: 1 S: 8	H: 4 LOB: 1 BB: 0 P: 8	R: 1 E: 1 K: 1 S: 7	H: 1 LOB: 1 BB: 0 P: 7	1B: 11 2B: 1 3B: 0 HR: 0	SF: 0 SAC: 0 DP: 2 HBP: 0	WP: 0 PB: 0 SB: 1 CS: 0	PA: 42
PITCHER	IP WLS BF H R ER SO BB IBB HBP BLK WP HR S P ERA WHIP																					
Bob Veale, L (1, 1) ERA: 3.74	9.0 W 42	H 12 R 3 ER 2 SO 9	BB 5 IBB 0 HBP 0 BLK 0	WP 0 HR 0 S 55 P 75	ERA 2.00 WHIP 1.889																	

Batter	1	2	3	4	5	6	7	8	9	AB	R	H	RBI	BB	SO	LOB	BOTTOM						
Matty Alou, L (1, 8) OBP: 0.382, SLG: 0.438										5	1	1	0	0	0	4	San Francisco Giants @ Pittsburgh Pirates Forbes Field, Pittsburgh, PA Sat Aug 02 1969, 7:05 PM EDT Att: 12,566 - Unknown livebaseballscorecards.com						
Carl Taylor, R (1, 7) OBP: 0.433, SLG: 0.479										2	1	1	0	0	0	0							
Ron Davis, R (6, 7) OBP: 0.328, SLG: 0.298										3	0	1	0	0	0	2							
Al Oliver, L (1, 3) OBP: 0.309, SLG: 0.383										4	1	2	1	0	0	1							
Roberto Clemente, R (1, 9) OBP: 0.408, SLG: 0.549										3	1	0	0	1	1	3							
Richie Hebner, L (1, 5) OBP: 0.365, SLG: 0.443										4	2	3	3	0	0	0							
Manny Sanguillen, R (1, 2) OBP: 0.353, SLG: 0.420										4	2	3	3	0	0	0							
Gene Alley, R (1, 4) OBP: 0.267, SLG: 0.268										3	1	2	1	0	0	1							
Freddie Patek, R (1, 6) OBP: 0.315, SLG: 0.313										2	0	0	2	0	0	1							
Bob Veale, S (1, 1) OBP: 0.083, SLG: 0.043										4	0	1	0	0	3	1							
Inning Stats	R: 0 E: 0 K: 1 S: 7	H: 2 LOB: 2 BB: 0 P: 7	R: 1 E: 0 K: 1 S: 6	H: 1 LOB: 0 BB: 0 P: 6	R: 1 E: 1 K: 0 S: 5	H: 1 LOB: 1 BB: 0 P: 5	R: 1 E: 0 K: 1 S: 7	H: 2 LOB: 1 BB: 0 P: 7	R: 3 E: 0 K: 0 S: 7	H: 4 LOB: 3 BB: 1 P: 12	R: 0 E: 0 K: 0 S: 3	H: 0 LOB: 0 BB: 0 P: 3	R: 1 E: 0 K: 0 S: 4	H: 1 LOB: 0 BB: 0 P: 4	R: 0 E: 0 K: 1 S: 5	H: 0 LOB: 0 BB: 0 P: 5		R: 1 E: 0 K: 1 S: 5	H: 1 LOB: 0 BB: 0 P: 7	1B: 8 2B: 1 3B: 2 HR: 0	SF: 2 SAC: 2 DP: 0 HBP: 1	WP: 1 PB: 2 SB: 1 CS: 0	PA: 38
PITCHER	IP WLS BF H R ER SO BB IBB HBP BLK WP HR S P ERA WHIP																						
Juan Marichal, R (1, 1) ERA: 2.39	5.0 L 28	H 10 R 6 ER 5 SO 3	BB 10 IBB 6 HBP 1 BLK 0	WP 0 HR 1 S 32 P 37	ERA 9.00 WHIP 2.000																		
Ray Sadecki, L (6, 1) ERA: 4.82	2.0	7 1 1 0 0	0 0 0 0 0	1 0 7 7	0.00 0.500																		
Ron Herbel, R (8, 1) ERA: 4.34	1.0	3 0 0 0 1	0 0 0 0 0	0 0 5 5	0.00 0.000																		

Batter	1	2	3	4	5	6	7	8	9	AB	R	H	RBI	BB	SO	LOB	TOP					
Dave Marshall, L (1,7) OBP: 0.368, SLG: 0.311										5	0	1	0	0	2	0	San Francisco Giants @ Pittsburgh Pirates Forbes Field, Pittsburgh, PA Sun Aug 03 1969, 3:33 AM EDT Att: 14,841 - Unknown livebaseballscorecards.com					
Ron Hunt, R (1,4) OBP: 0.347, SLG: 0.320										3	1	1	0	1	0	1						
Bobby Bonds, R (1,8) OBP: 0.360, SLG: 0.487										3	0	1	0	1	1	1						
Willie McCovey, L (1,3) OBP: 0.446, SLG: 0.693										4	0	2	1	0	0	3						
Dick Dietz, R (1,2) OBP: 0.354, SLG: 0.406										3	1	0	0	1	1	4						
Ken Henderson, S (1,9) OBP: 0.283, SLG: 0.344										4	1	1	0	0	0	2						
Tito Fuentes, S (1,5) OBP: 0.337, SLG: 0.366										3	0	0	0	0	0	3						
Jim Davenport, R (6,5) OBP: 0.320, SLG: 0.336									1	0	0	0	0	0	0	0						
Hal Lanier, R (1,6) OBP: 0.265, SLG: 0.264										4	0	1	2	0	0	1						
Gaylord Perry, R (1,1) OBP: 0.150, SLG: 0.158										4	0	0	0	0	2	2						
Inning Stats	R: 1 E: 2 K: 1 S: 8	H: 2 LOB: 2 BB: 0 P: 8	R: 0 E: 0 K: 0 S: 3	H: 0 LOB: 0 BB: 0 P: 3	R: 0 E: 0 K: 1 S: 5	H: 1 LOB: 0 BB: 0 P: 5	R: 2 E: 0 K: 0 S: 5	H: 2 LOB: 1 BB: 1 P: 9	R: 0 E: 0 K: 0 S: 6	H: 1 LOB: 2 BB: 2 P: 11	R: 0 E: 0 K: 1 S: 6	H: 1 LOB: 1 BB: 0 P: 6	R: 0 E: 0 K: 1 S: 6	H: 1 LOB: 0 BB: 0 P: 6	R: 0 E: 0 K: 1 S: 5	H: 0 LOB: 0 BB: 0 P: 5	R: 0 E: 0 K: 1 S: 5	H: 0 LOB: 0 BB: 0 P: 5	1B: 7 2B: 0 3B: 0 HR: 0	SF: 0 SAC: 0 DP: 1 HBP: 0	WP: 0 PB: 0 SB: 1 CS: 0	PA: 37
PITCHER	IP WLS BF L	H R ER SO	BB IBB HBP BLK	WP HR S P	ERA WHIP	PITCHER	IP WLS BF L	H R ER SO	BB IBB HBP BLK	WP HR S P	ERA WHIP											
Dock Ellis, R (1,1) ERA: 4.09	7.0	7	3	2	4	3	0	0	0	0	0	0	0	0	0	0	2.57	1.429				
Bob Moose, R (8,1) ERA: 3.94	2.0	0	0	0	2	0	0	0	0	0	0	0	10	10	0	0	0.00	0.000				

Batter	1	2	3	4	5	6	7	8	9	AB	R	H	RBI	BB	SO	LOB	BOTTOM					
Matty Alou, L (1,8) OBP: 0.385, SLG: 0.440										4	0	3	0	0	0	0	San Francisco Giants @ Pittsburgh Pirates Forbes Field, Pittsburgh, PA Sun Aug 03 1969, 3:33 AM EDT Att: 14,841 - Unknown livebaseballscorecards.com					
Carl Taylor, R (1,7) OBP: 0.434, SLG: 0.476										3	0	1	0	1	0	1						
Al Oliver, L (1,3) OBP: 0.308, SLG: 0.381										4	0	1	0	0	0	4						
Roberto Clemente, R (1,9) OBP: 0.409, SLG: 0.558										4	1	2	1	0	0	3						
Richie Hebner, L (1,5) OBP: 0.363, SLG: 0.441										4	1	1	0	0	0	1						
Manny Sanguillen, R (1,2) OBP: 0.352, SLG: 0.418										4	0	1	0	0	0	1						
Gene Alley, R (1,4) OBP: 0.260, SLG: 0.260										4	0	0	0	0	0	3						
Freddie Patek, R (1,6) OBP: 0.312, SLG: 0.310										3	0	0	1	0	1	1						
Willie Stargell, L (9,PH) OBP: 0.402, SLG: 0.573										1	0	0	0	0	1	0						
Dock Ellis, S (1,1) OBP: 0.133, SLG: 0.114										2	0	0	0	0	2	1						
Jose Pagan, R (7,PH) OBP: 0.335, SLG: 0.421										1	0	0	0	0	0	0						
Bob Moose, R (8,1) OBP: 0.214, SLG: 0.083										0	0	0	0	0	0	0						
Inning Stats	R: 0 E: 0 K: 0 S: 4	H: 2 LOB: 1 BB: 0 P: 4	R: 1 E: 0 K: 1 S: 7	H: 2 LOB: 1 BB: 0 P: 7	R: 0 E: 0 K: 0 S: 4	H: 2 LOB: 1 BB: 0 P: 4	R: 0 E: 0 K: 0 S: 3	H: 0 LOB: 0 BB: 0 P: 3	R: 0 E: 0 K: 2 S: 8	H: 1 LOB: 2 BB: 1 P: 12	R: 0 E: 0 K: 0 S: 4	H: 1 LOB: 1 BB: 0 P: 4	R: 0 E: 0 K: 0 S: 3	H: 0 LOB: 0 BB: 0 P: 3	R: 1 E: 0 K: 0 S: 4	H: 1 LOB: 0 BB: 0 P: 4	R: 0 E: 0 K: 1 S: 5	H: 0 LOB: 0 BB: 0 P: 5	1B: 8 2B: 0 3B: 0 HR: 1	SF: 0 SAC: 0 DP: 1 HBP: 0	WP: 0 PB: 0 SB: 0 CS: 0	PA: 35
PITCHER	IP WLS BF W	H R ER SO	BB IBB HBP BLK	WP HR S P	ERA WHIP	PITCHER	IP WLS BF W	H R ER SO	BB IBB HBP BLK	WP HR S P	ERA WHIP											
Gaylord Perry, R (1,1) ERA: 2.56	9.0	9	2	2	4	1	0	0	0	0	0	0	0	0	0	0	2.00	1.111				

Batter	1	2	3	4	5	6	7	8	9	AB	R	H	RBI	BB	SO	LOB	TOP								
Dave Marshall, L OBP: 0.361, SLG: 0.321 (1, 7)	0-0 4-3	0-0 F5		0-3 K			0-3 K	0-3 K		5	0	0	0	0	3	6	San Francisco Giants @ Philadelphia Phillies Connie Mack Stadium, Philadelphia, PA Tue Aug 05 1969, 7:05 PM EDT Att: 8,712 - Unknown								
Ron Hunt, R OBP: 0.346, SLG: 0.329 (1, 4)	0-0 E5	0-0 4-3		0-0 F8			0-0 2B		0-0 BB	5	2	2	1	0	0	4									
Bobby Bonds, R OBP: 0.359, SLG: 0.491 (1, 8)	0-0 E7		0-3 K		0-3 K		0-0 1B		0-0 F6	5	1	1	1	0	2	2									
Willie McCovey, L OBP: 0.451, SLG: 0.696 Bob Burda, L OBP: 0.342, SLG: 0.480 (7, PR) (7, 3)	4-0 BB		4-0 BB		4-0 BB		0-0 1B		4-0 BB	2	0	2	1	2	0	0									
Dick Dietz, R OBP: 0.347, SLG: 0.396 Bob Barton, R OBP: 0.287, SLG: 0.241 (1, 2) (7, 2)	0-0 E5		0-0 BB		0-0 BB		0-0 1B		0-0 BB	4	0	0	1	0	0	5									
Ken Henderson, S OBP: 0.277, SLG: 0.333 (1, 9)	0-0 G4-6-3						0-0 F8		0-0 F9	4	0	0	0	0	0	2									
Tito Fuentes, S OBP: 0.317, SLG: 0.333 Jim Davenport, R OBP: 0.317, SLG: 0.333 (1, 5) (7, 5)		0-0 1B		0-0 SH1-3		0-0 F7		0-0 F3		3	0	2	0	0	0	0									
Hal Lanier, R OBP: 0.266, SLG: 0.265 (1, 6)		0-0 1B		0-0 SH1-3		0-0 F8		0-0 6-3		3	0	1	0	0	0	0									
Bobby Bolin, R OBP: 0.275, SLG: 0.314 Frank Linzy, R OBP: 0.333, SLG: 0.200 (1, 1) (7, 1)		0-3 K		0-0 1B			0-0 1B		0-0 1B	3	1	2	1	0	1	2									
Inning Stats	R: 1 E: 3 K: 0 S: 5	H: 0 LOB: 2 BB: 1 P: 9	R: 0 E: 0 K: 1 S: 7	H: 2 LOB: 2 BB: 0 P: 7	R: 0 E: 0 K: 1 S: 4	H: 0 LOB: 0 BB: 1 P: 8	R: 1 E: 0 K: 1 S: 7	H: 2 LOB: 2 BB: 1 P: 11	R: 0 E: 0 K: 1 S: 5	H: 1 LOB: 0 BB: 0 P: 5	R: 0 E: 0 K: 0 S: 3	H: 0 LOB: 0 BB: 0 P: 3	R: 3 E: 0 K: 1 S: 9	H: 4 LOB: 1 BB: 0 P: 9	R: 0 E: 0 K: 1 S: 6	H: 1 LOB: 1 BB: 1 P: 6		R: 0 E: 0 K: 1 S: 6	H: 1 LOB: 2 BB: 1 P: 10	1B: 10 2B: 1 3B: 0 HR: 0	SF: 0 SAC: 1 DP: 3 HBP: 0	WP: 2 PB: 1 SB: 0 CS: 0	PA: 42		
PITCHER	IP	WLS	BF	H	R	ER	SO	BB	IBB	HBP	BLK	WP	HR	S	P	ERA	WHIP								
Woodie Fryman, L ERA: 4.68 (1, 1)	6.1	L	31	9	5	4	5	3	0	0	0	2	0	38	50	5.68	1.895								
Bill Champion, R ERA: 4.25 (7, 1)	0.2		2	0	0	0	0	0	0	0	0	0	0	2	2	0.00	0.000								
Turk Farrell, R ERA: 3.88 (8, 1)	2.0		9	2	0	0	2	1	0	0	0	0	0	12	16	0.00	1.500								

AB	37
R	5
H	11
RBI	5
BB	4
SO	7
LOB	27



Batter	1	2	3	4	5	6	7	8	9	AB	R	H	RBI	BB	SO	LOB	BOTTOM								
Tony Taylor, R OBP: 0.313, SLG: 0.347 (1, 4)	0-0 F4		0-3 K		0-0 S		0-0 F6		0-0 1B	5	0	2	0	0	1	1	San Francisco Giants @ Philadelphia Phillies Connie Mack Stadium, Philadelphia, PA Tue Aug 05 1969, 7:05 PM EDT Att: 8,712 - Unknown								
Larry Hiele, R OBP: 0.333, SLG: 0.456 (1, 8)	0-0 1-3			0-0 HR	4-0 BB		0-0 2B		0-0 1B	4	1	3	2	1	0	0									
Dick Allen, R OBP: 0.394, SLG: 0.676 (1, 3)	0-3 K		0-3 K		0-0 F3		4-0 BB		0-3 K	4	0	0	0	1	3	4									
Johnny Callison, L OBP: 0.339, SLG: 0.449 (1, 9)		4-0 BB		0-0 HR		0-0 F9	0-0 F5			3	1	1	1	1	0	2									
Deron Johnson, R OBP: 0.330, SLG: 0.407 (1, 5)		0-3 K		0-0 G3		0-0 F8		0-0 BB	4	0	1	0	0	1	1										
Ron Stone, L OBP: 0.354, SLG: 0.322 (1, 7)		4-0 BB		0-0 1B		4-0 BB	0-0 G3-6		0-0 1B	2	0	1	0	2	0	1									
Don Money, R OBP: 0.286, SLG: 0.321 (1, 6)		0-0 4-3-5-2-5		0-0 F7		0-0 FC5-4	0-0 6-3			4	0	0	0	0	0	4									
Mike Ryan, R OBP: 0.267, SLG: 0.355 (1, 2)			0-0 F8		0-3 K		0-0 2B		0-0 4-3	4	1	1	0	0	1	0									
Woodie Fryman, R OBP: 0.080, SLG: 0.061 Bill Champion, R OBP: 0.217, SLG: 0.261 Cookie Rojas, R OBP: 0.287, SLG: 0.302 Turk Farrell, R (8, 1) Rich Barry, R OBP: 0.324, SLG: 0.226 (9, PH)		0-0 6-3		0-0 1-3		0-0 5-3		0-0 5-3		2	0	0	0	0	0	0									
Inning Stats	R: 0 E: 0 K: 1 S: 5	H: 0 LOB: 0 BB: 0 P: 5	R: 0 E: 0 K: 1 S: 4	H: 0 LOB: 1 BB: 2 P: 12	R: 0 E: 0 K: 1 S: 5	H: 0 LOB: 0 BB: 0 P: 5	R: 2 E: 0 K: 1 S: 8	H: 3 LOB: 1 BB: 0 P: 8	R: 0 E: 0 K: 1 S: 6	H: 1 LOB: 2 BB: 1 P: 10	R: 0 E: 0 K: 0 S: 3	H: 0 LOB: 1 BB: 1 P: 7	R: 1 E: 0 K: 0 S: 5	H: 2 LOB: 2 BB: 1 P: 9	R: 0 E: 0 K: 0 S: 3	H: 1 LOB: 0 BB: 0 P: 3		R: 0 E: 0 K: 1 S: 7	H: 2 LOB: 2 BB: 0 P: 7	1B: 6 2B: 2 3B: 0 HR: 2	SF: 0 SAC: 0 DP: 2 HBP: 0	WP: 1 PB: 0 SB: 1 CS: 0	PA: 39		
PITCHER	IP	WLS	BF	H	R	ER	SO	BB	IBB	HBP	BLK	WP	HR	S	P	ERA	WHIP								
Bobby Bolin, R ERA: 4.54 (1, 1)	6.2	W	29	6	3	3	5	4	0	0	0	1	0	35	51	4.05	1.500								
Frank Linzy, R ERA: 3.51 (7, 1)	2.1	S	10	3	0	0	1	1	0	0	0	1	0	11	15	0.00	1.714								

AB	34
R	3
H	9
RBI	3
BB	5
SO	6
LOB	14



Batter	1	2	3	4	5	6	7	8	9	AB	R	H	RBI	BB	SO	LOB	TOP								
Bobby Bonds, R OBP: 0.355, SLG: 0.485 (1, 8)										5	0	0	0	0	0	3									
Ron Hunt, R OBP: 0.348, SLG: 0.331 (1, 4)										1	1	1	0	0	0	0									
Don Mason, L OBP: 0.311, SLG: 0.243 (1, 4)										3	0	2	1	0	0	0									
Willie Mays, R OBP: 0.363, SLG: 0.446 (1, 9)										4	1	1	1	0	3	3									
Willie McCovey, L OBP: 0.454, SLG: 0.705 (1, 3)										3	1	2	2	1	0	0									
Ken Henderson, S OBP: 0.273, SLG: 0.328 (1, 7)										4	0	0	0	0	0	3									
Tito Fuentes, S OBP: 0.336, SLG: 0.356 (1, 5)										3	0	0	0	0	1	1									
Bob Burda, L OBP: 0.339, SLG: 0.475 (8, PH)										1	0	0	0	0	2										
Bobby Etheridge, R OBP: 0.405, SLG: 0.418 (8, 5)										0	0	0	0	0	0	0									
Hal Lanier, R OBP: 0.263, SLG: 0.263 (1, 6)										3	0	0	0	0	1	0									
Dave Marshall, L OBP: 0.359, SLG: 0.320 (9, PH)										1	0	0	0	0	0	0									
Bob Barton, R OBP: 0.289, SLG: 0.235 (1, 2)										2	1	0	0	1	0	0									
Jim Ray Hart, R OBP: 0.375, SLG: 0.372 (9, PH)										1	0	1	0	0	0	0									
Juan Marichal, R OBP: 0.158, SLG: 0.164 (1, 1)										3	0	1	0	0	1	0									
Dick Dietz, R OBP: 0.345, SLG: 0.394 (9, PH)										1	0	0	0	0	0	1									
Inning Stats	R: 2 E: 1 K: 1 S: 8	H: 3 LOB: 1 BB: 0 P: 8	R: 0 E: 0 K: 2 S: 7	H: 0 LOB: 0 BB: 0 P: 7	R: 0 E: 0 K: 0 S: 3	H: 0 LOB: 0 BB: 0 P: 3	R: 0 E: 0 K: 0 S: 3	H: 0 LOB: 0 BB: 0 P: 3	R: 1 E: 0 K: 1 S: 7	H: 2 LOB: 2 BB: 1 P: 11	R: 1 E: 0 K: 0 S: 4	H: 1 LOB: 0 BB: 0 P: 4	R: 0 E: 0 K: 1 S: 5	H: 0 LOB: 0 BB: 0 P: 5	R: 0 E: 0 K: 1 S: 6	H: 1 LOB: 2 BB: 1 P: 10	R: 0 E: 0 K: 1 S: 6	H: 1 LOB: 1 BB: 0 P: 6	1B: 5 2B: 2 3B: 0 HR: 1	SF: 0 SAC: 0 DP: 0 HBP: 0	WP: 1 PB: 0 SB: 0 CS: 0	PA: 37			
PITCHER	IP	WLS	BF	H	R	ER	SO	BB	IBB	HBP	BLK	WP	HR	S	P	ERA	WHIP								
Rick Wise, R ERA: 3.41 (1, 1)	7.0	W	29	7	4	4	7	1	0	0	1	1	1	42	46	5.14	1.143								
Bill Champion, R ERA: 4.14 (8, 1)	2.0	S	8	1	0	0	2	0	1	0	0	0	0	11	15	0.00	0.500								

San Francisco Giants @ Philadelphia Phillies
 Connie Mack Stadium, Philadelphia, PA
 Wed Aug 06 1969, 7:05 PM EDT
 Att: 8,586 - Unknown

AB 35
 R 4
 H 8
 RBI 4
 BB 2
 SO 9
 LOB 13



Batter	1	2	3	4	5	6	7	8	9	AB	R	H	RBI	BB	SO	LOB	BOTTOM								
Tony Taylor, R OBP: 0.310, SLG: 0.343 (1, 5)										4	0	0	0	0	0	1									
Cookie Rojas, R OBP: 0.290, SLG: 0.319 (1, 4)										4	1	2	1	0	0	0									
Dick Allen, R OBP: 0.392, SLG: 0.669 (1, 3)										4	0	1	0	0	1	1									
Johnny Callison, L OBP: 0.344, SLG: 0.471 (1, 9)										3	2	2	2	1	0	1									
Deron Johnson, R OBP: 0.329, SLG: 0.409 (1, 7)										4	0	1	0	0	1	2									
Terry Harmon, R OBP: 0.309, SLG: 0.274 (8, PR)										0	0	0	0	0	0	0									
Ron Stone, L OBP: 0.354, SLG: 0.322 (9, 7)										0	0	0	0	0	0	0									
Larry Hise, R OBP: 0.330, SLG: 0.453 (1, 8)										3	1	0	0	0	0	2									
Don Money, R OBP: 0.291, SLG: 0.333 (1, 6)										4	1	2	2	0	0	2									
Mike Ryan, R OBP: 0.272, SLG: 0.357 (1, 2)										3	0	2	0	1	0	1									
Rick Wise, R OBP: 0.319, SLG: 0.364 (1, 1)										3	0	0	0	0	0	3									
Bill Champion, R OBP: 0.217, SLG: 0.261 (8, 1)										0	0	0	0	0	0	0									
Inning Stats	R: 2 E: 0 K: 0 S: 5	H: 2 LOB: 0 BB: 0 P: 5	R: 0 E: 0 K: 0 S: 4	H: 1 LOB: 1 BB: 0 P: 4	R: 0 E: 0 K: 0 S: 3	H: 0 LOB: 0 BB: 0 P: 3	R: 3 E: 1 K: 0 S: 7	H: 3 LOB: 1 BB: 0 P: 7	R: 0 E: 0 K: 2 S: 8	H: 1 LOB: 2 BB: 1 P: 12	R: 0 E: 0 K: 0 S: 3	H: 1 LOB: 0 BB: 0 P: 3	R: 0 E: 1 K: 0 S: 4	H: 1 LOB: 1 BB: 0 P: 4	R: 0 E: 0 K: 0 S: 3	H: 1 LOB: 2 BB: 1 P: 7	1B: 4 2B: 3 3B: 0 HR: 4	SF: 0 SAC: 1 DP: 1 HBP: 0	WP: 0 PB: 0 SB: 0 CS: 1	PA: 36					
PITCHER	IP	WLS	BF	H	R	ER	SO	BB	IBB	HBP	BLK	WP	HR	S	P	ERA	WHIP								
Juan Marichal, R ERA: 2.48 (1, 1)	8.0	L	35	10	5	4	2	0	2	0	0	0	4	37	45	4.50	1.250								

San Francisco Giants @ Philadelphia Phillies
 Connie Mack Stadium, Philadelphia, PA
 Wed Aug 06 1969, 7:05 PM EDT
 Att: 8,586 - Unknown

AB 32
 R 5
 H 10
 RBI 5
 BB 2
 SO 2
 LOB 13



Batter	1	2	3	4	5	6	7	8	9	AB	R	H	RBI	BB	SO	LOB	TOP				
Lou Brock, L OBP: 0.345, SLG: 0.454 (1, 7)	F9						L4-6		K								5 0 1 0 0 1 1				
Curt Flood, R OBP: 0.345, SLG: 0.360 (1, 8)	6-3	5-3						1-3	1B								4 0 1 0 0 0 2				
Vada Pinson, L OBP: 0.320, SLG: 0.401 (1, 9)	4-3						FC5-4	1B									4 1 1 0 0 0 1				
Joe Torre, R OBP: 0.350, SLG: 0.466 (1, 3)		1B	F8				K	2B	5-3								5 1 2 0 0 1 3				
Tim McCarver, L OBP: 0.334, SLG: 0.366 (1, 2)		1B	K				4-3										3 1 1 1 1 1 0				
Mike Shannon, R OBP: 0.311, SLG: 0.374 (1, 5)		1B					6-3										3 1 2 1 1 0 0				
Julian Javier, R OBP: 0.338, SLG: 0.434 (1, 4)		F6					K		F7								4 0 0 0 0 1 6				
Dal Maxvill, R OBP: 0.270, SLG: 0.252 (1, 6)		1B					K		1-3								4 0 2 2 0 1 4				
Chuck Taylor, R OBP: 0.059, SLG: 0.059 (1, 1)		K					K		K								4 0 0 0 0 3 3				
Inning Stats	R: 0 E: 0 K: 0 S: 3	H: 0 LOB: 0 BB: 0 P: 3	R: 3 E: 0 K: 1 S: 9	H: 4 LOB: 2 BB: 1 P: 13	R: 0 E: 0 K: 1 S: 5	H: 0 LOB: 0 BB: 0 P: 5	R: 0 E: 0 K: 2 S: 8	H: 1 LOB: 1 BB: 0 P: 8	R: 0 E: 0 K: 1 S: 5	H: 0 LOB: 0 BB: 0 P: 5	R: 0 E: 0 K: 0 S: 3	H: 1 LOB: 0 BB: 0 P: 3	R: 1 E: 0 K: 0 S: 5	H: 2 LOB: 3 BB: 1 P: 10	R: 0 E: 0 K: 2 S: 9	H: 2 LOB: 2 BB: 0 P: 9	1B: 7 2B: 4 3B: 0 HR: 0	SF: 0 SAC: 0 DP: 1 HBP: 2	WP: 0 PB: 1 SB: 1 CS: 0	PA: 40	
PITCHER	IP	WLS	BF	H	R	ER	SO	BB	IBB	HBP	BLK	WP	HR	S	P	ERA	WHIP				
Gaylord Perry, R ERA: 2.59 (1, 1)	8.0	L	35	8	4	3	6	1	1	2	0	0	0	43	53	3.38	1.125				
Frank Linzy, R ERA: 3.46 (9, 1)	1.0		5	2	0	0	2	0	0	0	0	0	0	9	9	0.00	2.000				

St. Louis Cardinals @ San Francisco Giants
Candlestick Park, San Francisco, CA
Fri Aug 08 1969, 10:05 PM EDT
Att: 13,999 - Unknown

AB	36
R	4
H	10
RBI	4
BB	2
SO	8
LOB	20



Batter	1	2	3	4	5	6	7	8	9	AB	R	H	RBI	BB	SO	LOB	BOTTOM				
Bobby Bonds, R OBP: 0.352, SLG: 0.480 (1, 8)	6-3		F8					F2									4 0 0 0 0 1 0				
Don Mason, L OBP: 0.310, SLG: 0.243 (1, 4)	1B	1B	4-3				F5	1-3									4 1 1 0 0 0 0				
Willie Mays, R OBP: 0.360, SLG: 0.441 (1, 9)	K						F7		K								3 0 0 0 0 2 1				
Dave Marshall, L OBP: 0.358, SLG: 0.318 (7, 7)	K								K								1 0 0 0 0 1 0				
Willie McCovey, L OBP: 0.457, SLG: 0.713 (1, 3)	1B	1B					F7		HR								3 2 2 1 1 0 0				
Ken Henderson, S OBP: 0.277, SLG: 0.331 (1, 7)							6-3		6-3								4 0 2 1 0 0 0				
Tito Fuentes, S OBP: 0.330, SLG: 0.350 (1, 5)	4-3						FC6-4										2 0 0 1 0 0 3				
John Stephenson, L OBP: 0.231, SLG: 0.308 (7, PH)							1-3										2 0 1 0 0 0 0				
Hal Lanier, R OBP: 0.281, SLG: 0.260 (1, 6)			F8						F4								3 0 0 0 0 0 1				
Jim Ray Hart, R OBP: 0.373, SLG: 0.370 (9, PH)			F8				F8		F4								1 0 0 0 0 0 1				
Bob Barton, R OBP: 0.283, SLG: 0.229 (1, 2)							F3										2 0 0 0 0 1 1				
Jim Davenport, R OBP: 0.316, SLG: 0.332 (7, PH)																	1 0 0 0 0 1 0				
Gaylord Perry, R OBP: 0.146, SLG: 0.154 (8, PH)																	2 0 0 0 0 0 0				
Bob Burda, L OBP: 0.336, SLG: 0.471 (8, PH)																	1 0 0 0 0 0 0				
Frank Linzy, R OBP: 0.333, SLG: 0.200 (9, 1)																	0 0 0 0 0 0 0				
Inning Stats	R: 1 E: 0 K: 1 S: 8	H: 3 LOB: 2 BB: 0 P: 8	R: 0 E: 0 K: 1 S: 5	H: 0 LOB: 0 BB: 0 P: 5	R: 0 E: 0 K: 1 S: 5	H: 0 LOB: 0 BB: 0 P: 5	R: 1 E: 0 K: 0 S: 4	H: 1 LOB: 1 BB: 1 P: 8	R: 0 E: 0 K: 1 S: 5	H: 0 LOB: 0 BB: 0 P: 5	R: 0 E: 0 K: 0 S: 3	H: 0 LOB: 0 BB: 0 P: 3	R: 0 E: 0 K: 1 S: 5	H: 0 LOB: 0 BB: 0 P: 5	R: 0 E: 0 K: 0 S: 7	H: 2 LOB: 1 BB: 0 P: 7	1B: 5 2B: 0 3B: 0 HR: 1	SF: 0 SAC: 0 DP: 0 HBP: 0	WP: 0 PB: 0 SB: 0 CS: 0	PA: 34	
PITCHER	IP	WLS	BF	H	R	ER	SO	BB	IBB	HBP	BLK	WP	HR	S	P	ERA	WHIP				
Chuck Taylor, R ERA: 1.99 (1, 1)	9.0	W	34	6	3	3	6	1	0	0	0	0	1	45	49	3.00	0.778				

St. Louis Cardinals @ San Francisco Giants
Candlestick Park, San Francisco, CA
Fri Aug 08 1969, 10:05 PM EDT
Att: 13,999 - Unknown

AB	33
R	3
H	6
RBI	3
BB	1
SO	6
LOB	7



Batter	1	2	3	4	5	6	7	8	9	AB	R	H	RBI	BB	SO	LOB	TOP								
Lou Brock, L OBP: 0.344, SLG: 0.457 (1, 7)	F5		K		F5			F7	1B 2B	5	0	1	1	0	1	1									
Curt Flood, R OBP: 0.351, SLG: 0.365 (1, 8)	5-3		6-3			6-3		2B 1B	1B IBB	4	1	1	0	1	0	0									
Vada Pinson, L OBP: 0.319, SLG: 0.400 (1, 9)	4-3			6-3			1B	1-H 2B	SF7	4	0	2	2	0	0	0									
Joe Torre, R OBP: 0.353, SLG: 0.466 (1, 3)		2B SF8 1B		K				K	1B	5	1	2	0	0	2	1									
Tim McCarver, L OBP: 0.332, SLG: 0.366 (1, 2)		CS 1-3 2B		6-3				F9	K	4	0	1	0	0	1	0									
Mike Shannon, R OBP: 0.314, SLG: 0.381 (1, 5)		4-0 BB BB			3-1 BB SF7 1B			K2-3		3	2	2	1	1	1	0									
Julian Javier, R OBP: 0.346, SLG: 0.442 (1, 4)		SF8			SF7 3-1 BB				1B 2B	2	1	2	1	1	0	0									
Dal Maxvill, R OBP: 0.265, SLG: 0.246 (5, PH)		3-H 0-3 K			3-1				K 1B 2B	1	0	0	0	0	1	2									
Vic Davallio, L OBP: 0.293, SLG: 0.270 (5, PH)					3-1					1	0	0	0	0	0	2									
Steve Hantz, S OBP: 0.323, SLG: 0.202 (5, 6)					1-2 2-3				K 1B 2B	2	1	0	0	0	1	2									
Bob Gibson, R OBP: 0.250, SLG: 0.303 (8, PH)									2B SF7 1B	1	0	0	1	0	1	0									
Bill White, L OBP: 0.353, SLG: 0.256 (8, PH)										1	0	0	0	0	1	0									
Mudcat Grant, R OBP: 0.310, SLG: 0.259 (8, 1)									1-2 2-H SF7 1B	1	1	1	1	0	0	0									
Inning Stats	R: 0 E: 0 K: 0 S: 3	H: 0 LOB: 0 BB: 0 P: 3	R: 1 E: 0 K: 1 S: 6	H: 2 LOB: 2 BB: 1 P: 10	R: 0 E: 0 K: 2 S: 7	H: 0 LOB: 0 BB: 0 P: 7	R: 0 E: 0 K: 1 S: 5	H: 0 LOB: 0 BB: 0 P: 5	R: 1 E: 0 K: 0 S: 4	H: 1 LOB: 1 BB: 1 P: 8	R: 0 E: 0 K: 0 S: 3	H: 1 LOB: 0 BB: 0 P: 3	R: 0 E: 0 K: 1 S: 6	H: 1 LOB: 1 BB: 0 P: 6	R: 1 E: 0 K: 2 S: 9	H: 2 LOB: 1 BB: 0 P: 9	R: 4 E: 0 K: 2 S: 12	H: 5 LOB: 3 BB: 1 P: 16	1B: 7 2B: 5 3B: 0 HR: 1	SF: 3 SAC: 0 DP: 1 HBP: 0	WP: 1 PB: 0 SB: 0 CS: 1	PA: 40			
PITCHER	IP	WLS	BF	H	R	ER	SO	BB	IBB	HBP	BLK	WP	HR	S	P	ERA	WHIP								
Juan Marichal, R ERA: 2.52 (1, 1)	8.0		31	7	3	3	7	2	0	0	0	0	0	43	51	3.38	1.125								
Don McMahon, R ERA: 4.32 (9, 1)	0.1	L	5	3	4	4	2	0	0	0	0	1	1	9	9	108.00	9.000								
Ron Bryant, L ERA: 3.21 (9, 1)	0.2		4	2	0	0	0	0	1	0	0	0	0	3	7	0.00	3.000								

St. Louis Cardinals @ San Francisco Giants
Candlestick Park, San Francisco, CA
Sun Aug 10 1969, 6:33 AM EDT
Att: 20,677 - Unknown

AB 34
R 7
H 12
RBI 7
BB 3
SO 9
LOB 8



Batter	1	2	3	4	5	6	7	8	9	AB	R	H	RBI	BB	SO	LOB	BOTTOM								
Dave Marshall, L OBP: 0.355, SLG: 0.310 (1, 7)	6-3		1-2 HBP		G3	F8		3-1		4	0	0	0	0	0	2									
Ron Hunt, R OBP: 0.347, SLG: 0.328 (1, 4)	F3		F4		E8 S 1B		SH BB		F7	4	1	1	0	1	0	2									
Bobby Bonds, R OBP: 0.350, SLG: 0.475 (1, 8)	F4			1-3 S 1B	K		SH S 1-H BB		K	4	1	1	0	0	2	1									
Bob Burda, L OBP: 0.339, SLG: 0.457 (1, 3)		F9		1-2 1-3 BB		2-3 BB		F4	F8	3	1	0	0	2	0	1									
Jim Davenport, R OBP: 0.314, SLG: 0.329 (1, 5)		F9		1-3	1-3			K		4	0	0	0	0	1	5									
Ken Henderson, S OBP: 0.279, SLG: 0.332 (1, 9)		F5		1-2 2-3 1B		2-H 3-H 1B		E6 1B	K	4	1	2	2	0	1	1									
Dick Dietz, R OBP: 0.348, SLG: 0.396 (1, 2)					F5			E3 FC2-6		4	0	2	1	0	0	0									
Don Mason, L OBP: 0.305, SLG: 0.239 (8, PH)										0	0	0	0	0	0	0									
Bob Barton, R OBP: 0.283, SLG: 0.229 (9, 2)										0	0	0	0	0	0	0									
Hal Lanier, R OBP: 0.258, SLG: 0.260 (1, 6)			4-3	F5			K	FC2-6		4	0	0	0	0	1	4									
Juan Marichal, R OBP: 0.165, SLG: 0.171 (8, PH)										3	0	1	0	0	1	3									
Bobby Etheridge, R OBP: 0.402, SLG: 0.414 (8, PH)					F4					1	0	0	0	0	1	1									
Don McMahon, R OBP: 0.333, SLG: 0.333 (8, 1)										0	0	0	0	0	0	0									
Ron Bryant, S OBP: 0.333, SLG: 0.333 (8, 1)										0	0	0	0	0	0	0									
Inning Stats	R: 0 E: 0 K: 0 S: 3	H: 0 LOB: 0 BB: 0 P: 3	R: 0 E: 0 K: 0 S: 3	H: 0 LOB: 0 BB: 0 P: 3	R: 0 E: 0 K: 0 S: 4	H: 1 LOB: 2 BB: 0 P: 5	R: 2 E: 0 K: 0 S: 6	H: 3 LOB: 2 BB: 1 P: 10	R: 0 E: 1 K: 1 S: 6	H: 1 LOB: 2 BB: 1 P: 10	R: 1 E: 1 K: 2 S: 9	H: 2 LOB: 1 BB: 0 P: 9	R: 1 E: 1 K: 2 S: 8	H: 0 LOB: 1 BB: 1 P: 12	R: 0 E: 1 K: 1 S: 6	H: 0 LOB: 1 BB: 0 P: 6	R: 0 E: 0 K: 1 S: 5	H: 0 LOB: 0 BB: 0 P: 5	1B: 7 2B: 0 3B: 0 HR: 0	SF: 0 SAC: 1 DP: 0 HBP: 1	WP: 0 PB: 0 SB: 3 CS: 0	PA: 40			
PITCHER	IP	WLS	BF	H	R	ER	SO	BB	IBB	HBP	BLK	WP	HR	S	P	ERA	WHIP								
Bob Gibson, R ERA: 2.27 (1, 1)	7.0		33	7	4	2	5	3	0	1	0	0	0	39	52	2.57	1.429								
Mudcat Grant, R ERA: 4.62 (8, 1)	2.0	W	7	0	0	0	2	0	0	0	0	0	0	11	11	0.00	0.000								

St. Louis Cardinals @ San Francisco Giants
Candlestick Park, San Francisco, CA
Sun Aug 10 1969, 6:33 AM EDT
Att: 20,677 - Unknown

AB 35
R 4
H 7
RBI 3
BB 3
SO 7
LOB 20



Batter	1	2	3	4	5	6	7	8	9	AB	R	H	RBI	BB	SO	LOB	TOP					
Matty Alou, L OBP: 0.374, SLG: 0.425 (1, 8)										4	0	0	0	0	1	2	Pittsburgh Pirates @ San Francisco Giants Candlestick Park, San Francisco, CA Tue Aug 12 1969, 6:33 AM EDT Att: 5,496 - Unknown livebaseballscorecards.com					
Richie Hebner, L OBP: 0.365, SLG: 0.443 (1, 5)										4	0	1	0	0	0	1						
Willie Stargell, L OBP: 0.398, SLG: 0.576 (1, 7)										2	1	2	1	2	0	0						
Roberto Clemente, R OBP: 0.413, SLG: 0.562 (1, 9)										4	0	1	0	0	1	4						
Al Oliver, L OBP: 0.317, SLG: 0.392 (1, 3)										4	1	2	0	0	2							
Manny Sanguillen, R OBP: 0.363, SLG: 0.452 Bo Belinsky, L (8, 1)										3	0	0	0	0	0	2						
Jose Pagan, R OBP: 0.335, SLG: 0.486 (9, PH)										1	1	1	2	0	0	0						
Gene Alley, R OBP: 0.247, SLG: 0.247 (1, 6)										4	0	0	0	0	1	1						
Bill Mazerowski, R OBP: 0.298, SLG: 0.308 Jose Martinez, R OBP: 0.309, SLG: 0.305 (5, 4)										2	0	2	0	0	0	0						
Luke Walker, L Carl Taylor, R Bruce Dal Canton, R Chuck Hartenstein, R Gary Kohli, L OBP: 0.160, SLG: 0.130 (8, 2)										1	0	0	0	0	1	1						
Inning Stats	R: 0 E: 0 K: 0 S: 4	H: 1 LOB: 1 BB: 0 P: 4	R: 0 E: 0 K: 0 S: 3	H: 1 LOB: 0 BB: 0 P: 3	R: 0 E: 0 K: 1 S: 6	H: 1 LOB: 1 BB: 0 P: 6	R: 1 E: 0 K: 0 S: 4	H: 2 LOB: 0 BB: 0 P: 4	R: 0 E: 0 K: 1 S: 6	H: 2 LOB: 1 BB: 0 P: 6	R: 0 E: 0 K: 0 S: 3	H: 0 LOB: 0 BB: 1 P: 7	R: 0 E: 0 K: 0 S: 3	H: 0 LOB: 0 BB: 0 P: 3	R: 0 E: 0 K: 2 S: 8	H: 1 LOB: 2 BB: 1 P: 12	R: 2 E: 0 K: 1 S: 7	H: 2 LOB: 0 BB: 0 P: 7	1B: 6 2B: 2 3B: 0 HR: 2	SF: 0 SAC: 0 DP: 2 HBP: 0	WP: 0 PB: 2 SB: 0 CS: 0	PA: 36
PITCHER Gaylord Perry, R ERA: 2.6 (1, 1)	IP: 9.0 WLS: W BF: 36 H: 10 R: 3 ER: 3 SO: 5 BB: 2 IBB: 0 HBP: 0 BLK: 0 WP: 0 HR: 2 S: 44 P: 52 ERA: 3.00 WHIP: 1.333															PITCHER	IP: WLS: BF: H: R: ER: SO: BB: IBB: HBP: BLK: WP: HR: S: P: ERA: WHIP:					


Batter	1	2	3	4	5	6	7	8	9	AB	R	H	RBI	BB	SO	LOB	BOTTOM			
Ken Henderson, S OBP: 0.282, SLG: 0.330 (1, 9)										2	2	0	0	2	0	1	Pittsburgh Pirates @ San Francisco Giants Candlestick Park, San Francisco, CA Tue Aug 12 1969, 6:33 AM EDT Att: 5,496 - Unknown livebaseballscorecards.com			
Ron Hunt, R OBP: 0.351, SLG: 0.332 (1, 4)										2	1	1	0	2	0	0				
Bobby Bonds, R OBP: 0.351, SLG: 0.475 (1, 8)										4	1	2	0	0	1	2				
Jim Ray Hart, R OBP: 0.373, SLG: 0.366 Dave Marshall, L OBP: 0.354, SLG: 0.309 (6, 7)										2	1	0	0	1	1	2				
Jim Davenport, R OBP: 0.322, SLG: 0.342 Bobby Etheridge, R OBP: 0.398, SLG: 0.410 (6, 5)										1	0	0	0	0	0	0				
Jim Davenport, R OBP: 0.322, SLG: 0.342 Bobby Etheridge, R OBP: 0.398, SLG: 0.410 (6, 5)										3	0	3	3	0	0	0				
Dick Dietz, R OBP: 0.356, SLG: 0.398 (1, 2)										2	0	1	1	2	0	1				
Jack Hiatt, R OBP: 0.343, SLG: 0.336 Bob Burda, L OBP: 0.333, SLG: 0.449 (6, 3)										2	0	0	0	0	1	2				
Hal Lanier, R OBP: 0.261, SLG: 0.263 (1, 6)										4	1	2	0	0	2					
Gaylord Perry, R OBP: 0.163, SLG: 0.171 (1, 1)										4	0	2	0	0	2	0				
Inning Stats	R: 3 E: 0 K: 2 S: 10	H: 3 LOB: 2 BB: 2 P: 18	R: 0 E: 0 K: 1 S: 5	H: 1 LOB: 2 BB: 1 P: 9	R: 0 E: 0 K: 1 S: 5	H: 0 LOB: 0 BB: 0 P: 5	R: 0 E: 0 K: 1 S: 5	H: 0 LOB: 0 BB: 0 P: 5	R: 2 E: 0 K: 0 S: 4	H: 2 LOB: 2 BB: 3 P: 16	R: 1 E: 0 K: 0 S: 4	H: 2 LOB: 0 BB: 0 P: 4	R: 0 E: 0 K: 0 S: 3	H: 0 LOB: 0 BB: 0 P: 3	R: 0 E: 0 K: 0 S: 3	H: 2 LOB: 2 BB: 1 P: 7	1B: 9 2B: 2 3B: 0 HR: 0	SF: 0 SAC: 0 DP: 4 HBP: 0	WP: 0 PB: 0 SB: 1 CS: 0	PA: 36
PITCHER Luke Walker, L ERA: 3.84 Bruce Dal Canton, R ERA: 3.88 Chuck Hartenstein, R ERA: 3.76 Bo Belinsky, L ERA: 3.6 (8, 1)	IP: 4.0 WLS: L BF: 18 H: 6 R: 3 ER: 3 SO: 5 BB: 2 IBB: 0 HBP: 0 BLK: 0 WP: 0 HR: 0 S: 25 P: 37 ERA: 6.75 WHIP: 1.750															PITCHER	IP: WLS: BF: H: R: ER: SO: BB: IBB: HBP: BLK: WP: HR: S: P: ERA: WHIP:			


AB 34
R 3
H 10
RBI 3
BB 2
SO 5
LOB 13



AB 29
R 6
H 11
RBI 4
BB 7
SO 5
LOB 13



Batter	1	2	3	4	5	6	7	8	9	AB	R	H	RBI	BB	SO	LOB	TOP			
Don Kessinger, S (1, 6) OBP: 0.352, SLG: 0.388	0-0 4-3		0-0 F6			0-0 6-3		0-3 K		4	0	0	0	0	1	0	Chicago Cubs @ San Francisco Giants Candlestick Park, San Francisco, CA Fri Aug 15 1969, 10:05 PM EDT Att: 12,224 - Unknown - 60 F livebaseballscores.com AB 32 R 0 H 4 RBI 0 BB 3 SO 9 LOB 17 			
Glenn Beckert, R (1, 4) OBP: 0.333, SLG: 0.348	0-0 1B		0-0 F3			0-0 1B		0-0 F8		4	0	2	0	0	0	0				
Billy Williams, L (1, 7) OBP: 0.371, SLG: 0.478	0-3 K			0-0 4-3		0-0 E4		0-3 K		4	0	0	0	0	2	2				
Ron Santo, R (1, 5) OBP: 0.398, SLG: 0.522	0-3 K			0-0 F8		0-0 F5			0-0 F8	4	0	0	0	0	1	3				
14 Ernie Banks, R (1, 3) OBP: 0.319, SLG: 0.413		0-0 FC5-4 1B		0-0 F9		0-0 F4			0-0 6-3	4	0	1	0	0	0	2				
Bill Heath, L (1, 2) OBP: 0.429, SLG: 0.292	0-3 K				0-0 6-3		4-0 BB		0-0 BB	3	0	1	0	1	1	1				
Jim Hickman, R (1, 9) OBP: 0.315, SLG: 0.433	0-3 K				4-0 BB		0-0 F7		4-0 BB	2	0	0	0	2	1	2				
Don Young, R (1, 8) OBP: 0.342, SLG: 0.357					0-0 F6		0-3 K		0-3 K	2	0	0	0	0	0	2				
Willie Smith, L (7, PH) OBP: 0.350, SLG: 0.469										1	0	0	0	0	1	1				
Jim Qualls, S (7, 8) OBP: 0.267, SLG: 0.345										1	0	0	0	0	1	2				
Ken Holtzman, R (1, 1) OBP: 0.133, SLG: 0.151										2	0	0	0	0	1	1				
Al Spangler, L (7, PH) OBP: 0.300, SLG: 0.338										1	0	0	0	0	0	1				
Phil Regan, R (7, 1) OBP: 0.235, SLG: 0.143			0-0 5-3		0-3 K		0-0 F5			0	0	0	0	0	0	0				
Inning Stats	R: 0 E: 0 K: 2 S: 8	H: 1 LOB: 1 BB: 0 P: 8	R: 0 E: 0 K: 2 S: 8	H: 1 LOB: 1 BB: 0 P: 8	R: 0 E: 0 K: 0 S: 3	H: 0 LOB: 0 BB: 0 P: 3	R: 0 E: 0 K: 0 S: 3	H: 0 LOB: 0 BB: 0 P: 3	R: 0 E: 1 K: 0 S: 5	H: 1 LOB: 2 BB: 0 P: 5	R: 0 E: 0 K: 1 S: 5	H: 0 LOB: 1 BB: 1 P: 9	R: 0 E: 0 K: 1 S: 7	H: 0 LOB: 0 BB: 0 P: 7	R: 0 E: 0 K: 1 S: 6	H: 1 LOB: 2 BB: 1 P: 10		1B: 4 2B: 0 3B: 0 HR: 0	SF: 0 SAC: 0 DP: 0 HBP: 0	WP: 0 PB: 0 SB: 0 CS: 0
PITCHER Juan Marichal, R (1, 1) ERA: 2.41	IP: 9.0 WLS: W BF: 35 H: 4 R: 0 ER: 0 SO: 9 BB: 3 IBB: 0 HBP: 0 BLK: 0 WP: 0 HR: 0 S: 50 P: 62 ERA: 0.00 WHIP: 0.778																			

Batter	1	2	3	4	5	6	7	8	9	AB	R	H	RBI	BB	SO	LOB	BOTTOM		
Bobby Bonds, R (1, 9) OBP: 0.357, SLG: 0.478	0-3 K		0-0 S S 1B				0-0 4-3			4	0	2	0	0	1	0	Chicago Cubs @ San Francisco Giants Candlestick Park, San Francisco, CA Fri Aug 15 1969, 10:05 PM EDT Att: 12,224 - Unknown - 60 F livebaseballscores.com AB 31 R 3 H 9 RBI 3 BB 1 SO 4 LOB 11 		
Ron Hunt, R (1, 4) OBP: 0.351, SLG: 0.330	0-0 F2		0-3 K		0-0 5-3			0-0 5-3		4	0	0	0	0	1	2			
Willie Mays, R (1, 8) OBP: 0.364, SLG: 0.454	0-0 1B		4-0 S BB			0-3 K		0-0 HR		3	1	2	1	1	1	0			
Willie McCovey, L (1, 3) OBP: 0.456, SLG: 0.716	0-0 4-3		0-0 F8			0-0 F9		0-0 F7		3	0	0	0	0	0	3			
Bob Burda, L (7, 3) OBP: 0.325, SLG: 0.446			1-2 2-3							1	0	0	0	0	0	0			
Jim Ray Hart, R (1, 7) OBP: 0.380, SLG: 0.374										3	0	3	0	0	0	0			
Ken Henderson, S (6, PR) OBP: 0.284, SLG: 0.328										1	1	1	0	0	0	0			
Dick Dietz, R (1, 2) OBP: 0.358, SLG: 0.412		0-0 FC4-6 1-2 FC5-4		0-0 F2		0-0 HR		0-0 CS		3	1	1	2	0	0	2			
Bobby Etheridge, R (1, 5) OBP: 0.392, SLG: 0.492		0-0 FC5-4 1-2		0-0 G1-6-3 1-2			0-0 F8			3	0	0	0	0	0	3			
Hal Lanier, R (1, 6) OBP: 0.257, SLG: 0.258		0-0 F8			0-0 6-3			0-0 4-3		3	0	0	0	0	0	1			
Juan Marichal, R (1, 1) OBP: 0.159, SLG: 0.165			0-3 K		0-0 5-3			0-0 6-3		3	0	0	0	0	1	0			
Inning Stats	R: 0 E: 0 K: 1 S: 6	H: 1 LOB: 1 BB: 0 P: 6	R: 0 E: 0 K: 0 S: 4	H: 1 LOB: 1 BB: 0 P: 4	R: 0 E: 0 K: 2 S: 8	H: 1 LOB: 2 BB: 1 P: 12	R: 0 E: 0 K: 0 S: 3	H: 1 LOB: 0 BB: 0 P: 3	R: 2 E: 0 K: 1 S: 7	H: 2 LOB: 1 BB: 0 P: 7	R: 0 E: 0 K: 0 S: 3	H: 0 LOB: 0 BB: 0 P: 3	R: 1 E: 0 K: 0 S: 4	H: 2 LOB: 0 BB: 0 P: 4	1B: 7 2B: 0 3B: 0 HR: 2	SF: 0 SAC: 0 DP: 1 HBP: 0		WP: 0 PB: 0 SB: 3 CS: 1	PA: 33
PITCHER Ken Holtzman, L (1, 1) ERA: 3.28	IP: 6.0 WLS: L BF: 25 H: 7 R: 2 ER: 2 SO: 4 BB: 1 IBB: 0 HBP: 0 BLK: 0 WP: 0 HR: 1 S: 32 P: 36 ERA: 3.00 WHIP: 1.333																		
Phil Regan, R (7, 1) ERA: 3.05	IP: 2.0 WLS: L BF: 7 H: 2 R: 1 ER: 1 SO: 0 BB: 0 IBB: 0 HBP: 0 BLK: 0 WP: 0 HR: 1 S: 7 P: 7 ERA: 4.50 WHIP: 1.000																		

Batter	1	2	3	4	5	6	7	8	9	AB	R	H	RBI	BB	SO	LOB	TOP			
Don Kessinger, S (1, 6) OBP: 0.391, SLG: 0.387	6-3		FC4-6 1B		F2			1-3	F5	5	0	1	0	0	0	2	Chicago Cubs @ San Francisco Giants Candlestick Park, San Francisco, CA Sat Aug 16 1969, 6:33 AM EDT Att: 16,236 - Unknown - 75 F AB 35 R 3 H 7 RBI 1 BB 2 SO 4 LOB 12			
Glenn Beckert, R (1, 4) OBP: 0.330, SLG: 0.345	6-3		FC4-6 1-2		FC6-5			F5		4	0	0	0	0	0	2				
Billy Williams, L (1, 7) OBP: 0.370, SLG: 0.476	1B		F7		4-3			F8		4	0	1	0	0	0	2				
Ron Santo, R (1, 5) OBP: 0.397, SLG: 0.520	1B		5-3						4-3	4	0	1	0	0	0	1				
Willie Smith, L (1, 3) OBP: 0.342, SLG: 0.457	4-3			E8 FC7-6				F7	6-3	4	0	0	0	0	0	2				
Bill Heath, L (1, 2) OBP: 0.410, SLG: 0.259		F6		FC7-6-5 2-3				G3	1B BB	3	1	0	0	1	0	1				
Jim Hickman, R (1, 9) OBP: 0.318, SLG: 0.435		K						K	1B BB	4	1	2	0	0	2	0				
Don Young, R (1, 8) OBP: 0.342, SLG: 0.354								K	1B	2	0	0	0	1	2	1				
Paul Popovich, S (9, PH) OBP: 0.353, SLG: 0.349										1	1	1	1	0	0	0				
Jim Qualls, S (9, 8) OBP: 0.267, SLG: 0.345										0	0	0	0	0	0	0				
Fergie Jenkins, R (1, 1) OBP: 0.167, SLG: 0.169		FC6-4 1-2						F6	E4 1-H 2-H	4	0	1	0	0	0	1				
Inning Stats	R: 0 E: 0 K: 0 S: 5	H: 2 LOB: 2 BB: 0 P: 5	R: 0 E: 0 K: 1 S: 5	H: 0 LOB: 1 BB: 1 P: 9	R: 0 E: 0 K: 1 S: 4	H: 1 LOB: 1 BB: 0 P: 4	R: 0 E: 1 K: 1 S: 6	H: 1 LOB: 1 BB: 0 P: 6	R: 0 E: 0 K: 0 S: 4	H: 0 LOB: 0 BB: 0 P: 3	R: 0 E: 0 K: 2 S: 7	H: 0 LOB: 0 BB: 0 P: 7	R: 0 E: 0 K: 0 S: 3	H: 0 LOB: 0 BB: 0 P: 3	R: 3 E: 1 K: 0 S: 6	H: 2 LOB: 1 BB: 1 P: 10	1B: 6 2B: 2 3B: 0 HR: 0	SF: 0 SAC: 0 DP: 1 HBP: 0	WP: 0 PB: 0 SB: 0 CS: 0	PA: 37
PITCHER Gaylord Perry, R (1, 1) ERA: 2.54	IP: 9.0 WLS: L BF: 37	H: 7 R: 3 ER: 1 SO: 4	BB: 2 IBB: 0 HBP: 0 BLK: 0	WP: 0 HR: 0 S: 43 P: 51	ERA: 1.00 WHIP: 1.000	PITCHER										IP: 9.0 WLS: W BF: 37	H: 3 R: 0 ER: 0 SO: 8	BB: 5 IBB: 1 HBP: 2 BLK: 0	WP: 0 HR: 0 S: 45 P: 71	ERA: 0.00 WHIP: 0.889

Batter	1	2	3	4	5	6	7	8	9	AB	R	H	RBI	BB	SO	LOB	BOTTOM					
Bobby Bonds, R (1, 9) OBP: 0.355, SLG: 0.474	FC4-6 BB		F8			K	K		K	4	0	0	0	1	3	2	Chicago Cubs @ San Francisco Giants Candlestick Park, San Francisco, CA Sat Aug 16 1969, 6:33 AM EDT Att: 16,236 - Unknown - 75 F AB 29 R 0 H 3 RBI 0 BB 6 SO 8 LOB 18					
Ron Hunt, R (1, 4) OBP: 0.350, SLG: 0.327	FC4-6 HBP		F4			BB HBP		1-3		3	0	0	0	0	0	1						
Willie Mays, R (1, 8) OBP: 0.366, SLG: 0.451					F7			F8		2	0	0	0	1	0	0						
Willie McCovey, L (1, 3) OBP: 0.454, SLG: 0.709	F3				K			F5		3	0	0	0	1	1	4						
Jim Ray Hart, R (1, 7) OBP: 0.379, SLG: 0.370										2	0	0	0	1	1	2						
Ken Henderson, S (6, PR) OBP: 0.287, SLG: 0.328	K				6-3					0	0	0	0	1	0	0						
Dick Dietz, R (1, 2) OBP: 0.356, SLG: 0.406										3	0	0	0	1	0	5						
Bobby Etheridge, R (1, 5) OBP: 0.388, SLG: 0.396										4	0	1	0	0	0	1						
Hal Lanier, R (1, 6) OBP: 0.255, SLG: 0.256										3	0	0	0	0	1	1						
Dave Marshall, L (9, PH) OBP: 0.353, SLG: 0.314										1	0	1	0	0	0	0						
Gaylord Perry, R (1, 1) OBP: 0.169, SLG: 0.176										3	0	1	0	0	2	1						
Bob Burda, L (9, PH) OBP: 0.323, SLG: 0.442										1	0	0	0	0	0	1						
Inning Stats	R: 0 E: 0 K: 1 S: 5	H: 0 LOB: 2 BB: 1 P: 10	R: 0 E: 0 K: 0 S: 2	H: 0 LOB: 0 BB: 1 P: 6	R: 0 E: 0 K: 1 S: 5	H: 0 LOB: 0 BB: 0 P: 5	R: 0 E: 0 K: 1 S: 5	H: 0 LOB: 0 BB: 0 P: 5	R: 0 E: 0 K: 2 S: 8	H: 1 LOB: 1 BB: 0 P: 8	R: 0 E: 0 K: 1 S: 5	H: 0 LOB: 3 BB: 2 P: 14	R: 0 E: 0 K: 1 S: 6	H: 1 LOB: 1 BB: 0 P: 6	R: 0 E: 0 K: 0 S: 3	H: 0 LOB: 2 BB: 2 P: 11	R: 0 E: 0 K: 1 S: 6	H: 1 LOB: 1 BB: 0 P: 6	1B: 3 2B: 0 3B: 0 HR: 0	SF: 0 SAC: 0 DP: 1 HBP: 2	WP: 0 PB: 1 SB: 0 CS: 0	PA: 37
PITCHER Fergie Jenkins, R (1, 1) ERA: 2.72	IP: 9.0 WLS: W BF: 37	H: 3 R: 0 ER: 0 SO: 8	BB: 5 IBB: 1 HBP: 2 BLK: 0	WP: 0 HR: 0 S: 45 P: 71	ERA: 0.00 WHIP: 0.889	PITCHER										IP: 9.0 WLS: W BF: 37	H: 3 R: 0 ER: 0 SO: 8	BB: 5 IBB: 1 HBP: 2 BLK: 0	WP: 0 HR: 0 S: 45 P: 71	ERA: 0.00 WHIP: 0.889		



Batter	1	2	3	4	5	6	7	8	9	AB	R	H	RBI	BB	SO	LOB	TOP																
Don Kessinger, S (1, 6) OBP: 0.350, SLG: 0.386	F4		4-3			1B	E4			4	1	1	0	0	0	0	Chicago Cubs @ San Francisco Giants Candlestick Park, San Francisco, CA Sun Aug 17 1969, 6:33 AM EDT Sunny - 76 F																
Glenn Beckert, R (1, 4) OBP: 0.332, SLG: 0.346	F7			FC4-6		14 S 14 E 1B	G5-4-3			4	1	2	0	0	0	1																	
Billy Williams, L (1, 7) OBP: 0.367, SLG: 0.472	4-3			FC4-6		F6				4	0	0	0	0	0	3																	
Ron Santo, R (1, 5) OBP: 0.396, SLG: 0.517		F8		F7		14 E 14 E 1B				4	0	1	1	0	0	1																	
Willie Smith, L (1, 3) OBP: 0.344, SLG: 0.458 14 Ernie Banks, R (5, 3) OBP: 0.320, SLG: 0.412				G4-6-3		1B				2	0	1	0	0	1	1																	
Bill Heath, L (1, 2) OBP: 0.390, SLG: 0.241 Randy Hundley, R (5, 2) OBP: 0.361, SLG: 0.441 Al Spangler, L (6, PH) OBP: 0.298, SLG: 0.337				G4-6-3		1B				1	0	0	0	0	0	0																	
Jim Hickman, R (1, 9) OBP: 0.317, SLG: 0.446						1-2 2-H 1B				2	0	0	0	0	1	1																	
Don Young, R (1, 8) OBP: 0.344, SLG: 0.353 Paul Popovich, S (6, PH) OBP: 0.351, SLG: 0.346 Jim Qualls, S (6, 8) OBP: 0.264, SLG: 0.342				HR		F9				4	1	1	1	0	0	2																	
Bill Hands, R (1, 1) OBP: 0.097, SLG: 0.044						1-2 2-3				1	0	0	0	1	1	0																	
				K		P7				1	0	0	0	0	0	3																	
				K		BB				1	0	0	0	0	0	0																	
				K						3	0	0	0	0	3	1																	
Inning Stats	R: 0 E: 0 K: 0 S: 3	H: 0 LOB: 0 BB: 0 P: 3	R: 0 E: 0 K: 0 S: 3	H: 1 LOB: 0 BB: 0 P: 3	R: 1 E: 0 K: 2 S: 8	H: 1 LOB: 0 BB: 0 P: 8	R: 0 E: 0 K: 1 S: 6	H: 1 LOB: 1 BB: 0 P: 6	R: 0 E: 0 K: 2 S: 7	H: 0 LOB: 1 BB: 1 P: 11	R: 2 E: 1 K: 0 S: 7	H: 3 LOB: 3 BB: 1 P: 11	R: 0 E: 1 K: 1 S: 5	H: 0 LOB: 0 BB: 0 P: 5	R: 0 E: 0 K: 1 S: 5	H: 0 LOB: 0 BB: 0 P: 3	R: 0 E: 0 K: 0 S: 3	H: 0 LOB: 0 BB: 0 P: 3	1B: 5 2B: 0 3B: 0 HR: 1	SF: 0 SAC: 0 DP: 2 HBP: 0	WP: 0 PB: 0 SB: 1 CS: 0	PA: 35											
PITCHER	IP WLS BF H R ER SO BB IBB HBP BLK WP HR S P ERA WHIP																																
Bobby Bolin, R (1, 1) ERA: 4.42	5.1	22	6	3	2	5	1	0	0	0	0	0	1	31	35	3.38	1.312																
Mike McCormick, L (6, 1) ERA: 3.49	0.0	1	0	0	0	0	0	1	0	0	0	0	0	4	∞	∞																	
Frank Linzy, R (6, 1) ERA: 3.52	3.2	W	12	0	0	0	2	0	0	0	0	0	0	16	16	0.00	0.000																

AB	33
R	3
H	6
RBI	2
BB	2
SO	7
LOB	15



Batter	1	2	3	4	5	6	7	8	9	AB	R	H	RBI	BB	SO	LOB	BOTTOM															
Bobby Bonds, R (1, 9) OBP: 0.356, SLG: 0.476	G3			1B	K					4	1	2	2	0	1	0	Chicago Cubs @ San Francisco Giants Candlestick Park, San Francisco, CA Sun Aug 17 1969, 6:33 AM EDT Sunny - 76 F															
Ron Hunt, R (1, 4) OBP: 0.351, SLG: 0.329	F9			HR		K				4	1	2	0	0	1	0																
Willie Mays, R (1, 8) OBP: 0.368, SLG: 0.461	K			2-3						4	1	2	3	0	1	0																
Willie McCovey, L (1, 3) OBP: 0.455, SLG: 0.705 Ken Henderson, S (6, PR) OBP: 0.297, SLG: 0.328		G3		1-H 3-H		G3				2	0	0	0	2	0	1																
Bob Burda, L (1, 7) OBP: 0.321, SLG: 0.444		3-1		3-1		G3				0	0	0	0	0	0	0																
Dick Dietz, R (1, 2) OBP: 0.350, SLG: 0.397	F4			3-1		F6				4	0	1	0	0	0	2																
Bobby Etheridge, R (1, 5) OBP: 0.386, SLG: 0.395				1-2						4	0	0	0	0	2	3																
Hal Lanier, R (1, 6) OBP: 0.253, SLG: 0.254				K		K				3	1	1	0	0	0	1																
Bobby Bolin, R (1, 1) OBP: 0.256, SLG: 0.289 Mike McCormick, L (6, 1) OBP: 0.212, SLG: 0.245 Frank Linzy, R (6, 1) OBP: 0.333, SLG: 0.200				4-3		SH1-3				3	1	1	0	0	0	1																
				4-3		E5				3	1	0	0	0	1	1																
				6-3		SH1-3				2	0	0	0	0	0	0																
						1-2 2-3				0	0	0	0	0	0	0																
Inning Stats	R: 0 E: 0 K: 1 S: 5	H: 0 LOB: 0 BB: 0 P: 5	R: 0 E: 0 K: 0 S: 3	H: 0 LOB: 0 BB: 0 P: 3	R: 0 E: 0 K: 1 S: 5	H: 0 LOB: 0 BB: 0 P: 5	R: 3 E: 0 K: 1 S: 8	H: 3 LOB: 1 BB: 1 P: 12	R: 0 E: 0 K: 1 S: 5	H: 0 LOB: 0 BB: 0 P: 5	R: 0 E: 0 K: 1 S: 6	H: 1 LOB: 1 BB: 0 P: 6	R: 2 E: 1 K: 1 S: 8	H: 3 LOB: 2 BB: 0 P: 8	R: 0 E: 0 K: 0 S: 3	H: 1 LOB: 2 BB: 1 P: 7	R: 0 E: 0 K: 0 S: 3	H: 0 LOB: 0 BB: 0 P: 3	1B: 5 2B: 2 3B: 0 HR: 1	SF: 0 SAC: 1 DP: 0 HBP: 0	WP: 0 PB: 0 SB: 1 CS: 1	PA: 33										
PITCHER	IP WLS BF H R ER SO BB IBB HBP BLK WP HR S P ERA WHIP																															
Bill Hands, R (1, 1) ERA: 2.46	8.0	L	33	8	5	3	6	2	0	0	0	1	43	51	3.38	1.250																



Batter	1	2	3	4	5	6	7	8	9	AB	R	H	RBI	BB	SO	LOB	TOP											
Don Kessinger, S OBP: 0.349, SLG: 0.384 (1, 6)	F9		F7		2B 1B		FC1-6			4	1	1	0	0	0	1	Chicago Cubs @ San Francisco Giants Candlestick Park, San Francisco, CA Sun Aug 17 1969, 6:38 AM EDT Att: 25,586 - Unknown											
Glenn Beckert, R OBP: 0.331, SLG: 0.348 (1, 4)	F9		5-3		E		F8			4	1	1	0	0	0	1												
Billy Williams, L OBP: 0.370, SLG: 0.473 (1, 7)					E5				F7	3	1	2	1	1	0	0												
Ron Santo, R OBP: 0.395, SLG: 0.515 (1, 5)	F3				F8				F8	4	0	1	0	0	0	2												
14 Ernie Banks, R OBP: 0.317, SLG: 0.409 (1, 3)			5-3		SH1-4				5-3	3	0	0	0	0	0	0												
Jim Hickman, R OBP: 0.316, SLG: 0.439 (1, 9)					5-3				F7	3	0	0	0	1	1	1												
Gene Oliver, R OBP: 0.300, SLG: 0.333 Bill Heath, L OBP: 0.381, SLG: 0.233 (7, 2)	FC5-4				F8				F5	3	0	0	0	0	0	2												
Don Young, R OBP: 0.338, SLG: 0.346 (1, 8)									F9	4	0	0	0	0	2	1												
Dick Selma, R OBP: 0.192, SLG: 0.216 Rich Nye, L OBP: 0.067, SLG: 0.067 Phil Regan, R OBP: 0.235, SLG: 0.143 (8, 1)			5-3							2	0	0	0	1	0	0												
Inning Stats	R: 0 E: 0 K: 0 S: 4	H: 1 LOB: 1 BB: 0 P: 4	R: 0 E: 0 K: 1 S: 5	H: 0 LOB: 1 BB: 1 P: 9	R: 0 E: 0 K: 0 S: 3	H: 0 LOB: 0 BB: 0 P: 3	R: 1 E: 0 K: 0 S: 4	H: 1 LOB: 1 BB: 1 P: 8	R: 2 E: 1 K: 1 S: 8	H: 3 LOB: 1 BB: 0 P: 8	R: 0 E: 0 K: 0 S: 3	H: 0 LOB: 0 BB: 0 P: 3	R: 0 E: 0 K: 0 S: 3	H: 0 LOB: 0 BB: 0 P: 3	R: 0 E: 0 K: 2 S: 7	H: 0 LOB: 0 BB: 0 P: 7	R: 0 E: 0 K: 2 S: 7	H: 0 LOB: 0 BB: 0 P: 7	R: 0 E: 0 K: 2 S: 7	H: 0 LOB: 0 BB: 0 P: 7	1B: 4 2B: 1 3B: 0 HR: 0	SF: 0 SAC: 1 DP: 0 HBP: 0	WP: 1 PB: 0 SB: 1 CS: 0	PA: 35				
PITCHER	IP	WLS	BF	H	R	ER	SO	BB	IBB	HBP	BLK	WP	HR	S	P	ERA	WHIP											
Ron Bryant, L ERA: 3.32 Don McMahon, R ERA: 4.58 Ron Herbel, R ERA: 4.23	(1, 1)	5.0	L	22	5	3	2	2	2	0	0	0	1	0	24	32	3.60	1.400										
	(6, 1)	2.0		7	0	0	0	0	1	0	0	0	0	0	6	10	0.00	0.500										
	(8, 1)	2.0		6	0	0	0	2	0	0	0	0	0	0	10	10	0.00	0.000										

AB	31
R	3
H	5
RBI	1
BB	3
SO	4
LOB	8




Batter	1	2	3	4	5	6	7	8	9	AB	R	H	RBI	BB	SO	LOB	BOTTOM											
Bobby Bonds, R OBP: 0.357, SLG: 0.482 (1, 8)	K	K							K	5	1	2	1	0	3	1	Chicago Cubs @ San Francisco Giants Candlestick Park, San Francisco, CA Sun Aug 17 1969, 6:38 AM EDT Att: 25,586 - Unknown											
Ron Hunt, R OBP: 0.349, SLG: 0.328 (1, 4)	6-3				5-3				K	5	0	1	0	0	1	0												
Bob Burda, L OBP: 0.321, SLG: 0.437 Jim Ray Hart, R OBP: 0.377, SLG: 0.368 Ron Herbel, R ERA: 4.58 (8, 1)					1-3				K	2	0	0	0	1	0	0												
Willie McCovey, L OBP: 0.457, SLG: 0.703 (1, 3)									K	1	0	0	0	3	0	0												
Bobby Etheridge, R OBP: 0.382, SLG: 0.385 (1, 5)									K	3	0	0	0	1	1	2												
Ken Henderson, S OBP: 0.286, SLG: 0.327 (1, 9)									K	4	0	1	0	0	0	3												
Jack Hiatt, R OBP: 0.335, SLG: 0.327 Willie Mays, R OBP: 0.367, SLG: 0.460 Bob Barton, R OBP: 0.283, SLG: 0.229 (9, 2)									K	3	0	0	0	0	2	1												
Hal Lanier, R OBP: 0.251, SLG: 0.253 Don Mason, L OBP: 0.305, SLG: 0.236 (8, 6)									K	1	0	0	0	0	1	2												
Ron Bryant, S OBP: 0.500, SLG: 0.333 John Stephenson, L OBP: 0.222, SLG: 0.278 Don McMahon, R (6, 1) Dave Marshall, L OBP: 0.351, SLG: 0.311 (8, 7)									K	2	0	0	0	0	0	0												
Inning Stats	R: 0 E: 0 K: 1 S: 5	H: 0 LOB: 3 BB: 3 P: 17	R: 0 E: 0 K: 3 S: 9	H: 0 LOB: 1 BB: 1 P: 13	R: 0 E: 0 K: 2 S: 7	H: 0 LOB: 0 BB: 0 P: 7	R: 1 E: 0 K: 0 S: 4	H: 1 LOB: 0 BB: 0 P: 4	R: 0 E: 1 K: 1 S: 6	H: 0 LOB: 1 BB: 0 P: 6	R: 0 E: 0 K: 0 S: 5	H: 2 LOB: 2 BB: 0 P: 5	R: 0 E: 0 K: 1 S: 6	H: 1 LOB: 2 BB: 1 P: 10	R: 0 E: 0 K: 2 S: 7	H: 0 LOB: 0 BB: 0 P: 7	1B: 3 2B: 0 3B: 0 HR: 1	SF: 0 SAC: 0 DP: 0 HBP: 0	WP: 0 PB: 0 SB: 0 CS: 0	PA: 38								
PITCHER	IP	WLS	BF	H	R	ER	SO	BB	IBB	HBP	BLK	WP	HR	S	P	ERA	WHIP											
Dick Selma, R ERA: 3.12 Rich Nye, L ERA: 4.96 Phil Regan, R ERA: 3.0	(1, 1)	6.2	W	29	3	1	1	7	4	1	0	0	0	0	38	58	1.35	1.050										
	(7, 1)	0.2		4	1	0	0	0	1	0	0	0	0	3	7	0.00	3.000											
	(8, 1)	1.2	S	5	0	0	0	3	0	0	0	0	0	11	11	0.00	0.000											



Batter	1	2	3	4	5	6	7	8	9	10	11	12	13	14	AB	R	H	RBI	BB	SO	LOB	TOP					
Bobby Bonds, R OBP: 0.353, SLG: 0.475 (1, 9)	F8		6-3		K			F8		P5		5-3			6	0	0	0	0	1	3						
Ron Hunt, R OBP: 0.344, SLG: 0.322 (1, 4)	L6		P4		FC5			4-3		F9			5-3		6	0	0	0	0	0	3						
Willie Mays, R OBP: 0.360, SLG: 0.451 (1, 8)	K			4-3				6-3		FC5-4			F7		6	0	0	0	0	1	1						
Willie McCovey, L OBP: 0.453, SLG: 0.693 (1, 3)		K		F7				3-1		3-1			F7		5	0	0	0	1	1	0						
Bob Burda, L OBP: 0.324, SLG: 0.431 (1, 7)		F7						3-1		SH5-4 BB					4	0	1	0	1	0	0						
Bobby Etheridge, R OBP: 0.379, SLG: 0.375 (1, 5)															3	0	0	0	1	0	2						
Jack Hitt, R OBP: 0.337, SLG: 0.325 (9, 2)	1B BB			1-3				1-3		4-3			F8		1	0	0	0	1	0	0						
Bob Barton, R OBP: 0.284, SLG: 0.233 (1, 2)															3	0	1	0	0	0	0						
Dave Marshall, L OBP: 0.353, SLG: 0.311 (9, PH)					6-3			P6							0	0	0	0	1	0	0						
Don Mason, L OBP: 0.302, SLG: 0.233 (9, 6)															2	0	0	0	0	0	1						
Hal Lanier, R OBP: 0.255, SLG: 0.256 (1, 6)															3	0	2	0	0	1	2						
Jim Davenport, R OBP: 0.318, SLG: 0.337 (9, 5)					FC5 SH 1B			1-3		1-3			F9		2	0	0	0	0	0	2						
Juan Marichal, R OBP: 0.163, SLG: 0.169 (1, 1)															4	0	1	0	0	1	1						
Inning Stats	R: 0 E: 0 K: 1 S: 5	H: 0 LOB: 0 BB: 0 P: 5	R: 0 E: 0 K: 2 S: 8	H: 1 LOB: 2 BB: 1 P: 12	R: 0 E: 0 K: 1 S: 5	H: 0 LOB: 0 BB: 0 P: 5	R: 0 E: 0 K: 1 S: 7	H: 0 LOB: 1 BB: 0 P: 7	R: 0 E: 0 K: 0 S: 3	H: 0 LOB: 0 BB: 0 P: 3	R: 0 E: 0 K: 0 S: 4	H: 1 LOB: 1 BB: 0 P: 4	R: 0 E: 0 K: 0 S: 3	H: 0 LOB: 0 BB: 1 P: 7	R: 0 E: 0 K: 0 S: 3	H: 0 LOB: 0 BB: 0 P: 3	R: 0 E: 0 K: 0 S: 3	H: 0 LOB: 0 BB: 0 P: 3	R: 0 E: 0 K: 0 S: 3	H: 0 LOB: 0 BB: 0 P: 3	R: 0 E: 0 K: 0 S: 3	H: 0 LOB: 0 BB: 0 P: 3	1B: 5 2B: 0 3B: 0 HR: 0	SF: 0 SAC: 2 DP: 0 HBP: 0	WP: 0 PB: 0 CS: 0	PA: 52	
PITCHER	IP	WLS	BF	H	R	ER	SO	BB	IBB	HBP	BLK	WP	HR	S	P	ERA	WHIP										
Gary Gentry, R ERA: 3.59 (1, 1)	10.0		39	4	0	0	5	1	0	0	0	0	0	12	61	0.00	0.700										
Tug McGraw, L ERA: 2.09 (11, 1)	4.0	W	13	1	0	0	0	1	0	0	0	0	0	12	16	0.00	0.500										

San Francisco Giants @ New York Mets
Shea Stadium, Flushing, NY
Tue Aug 19 1969, 7:05 PM EDT
Att. 48,968 - Unknown


AB 45
R 0
H 5
RBI 0
BB 5
SO 5
LOB 15

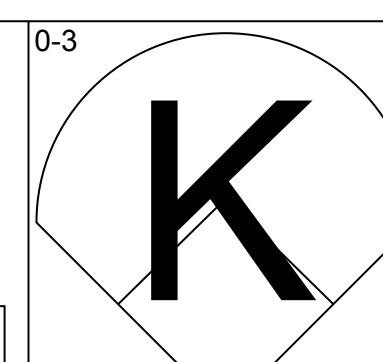
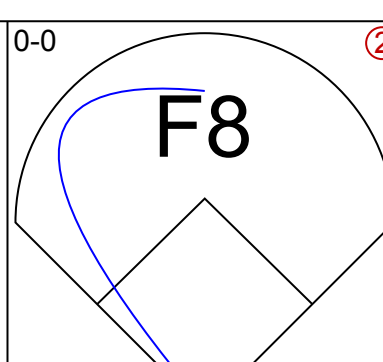
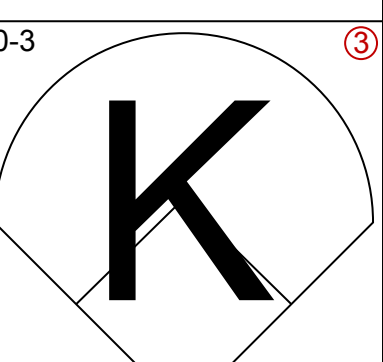
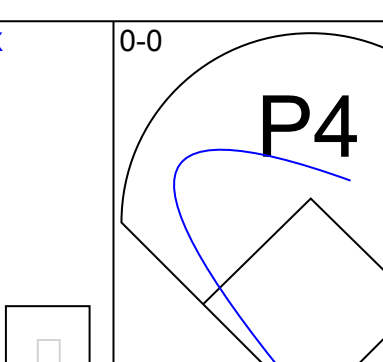
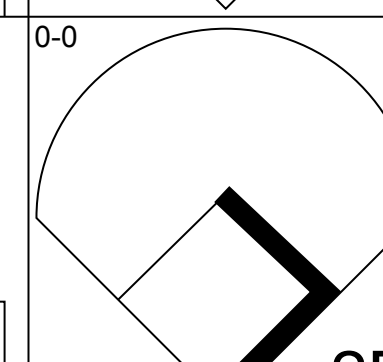
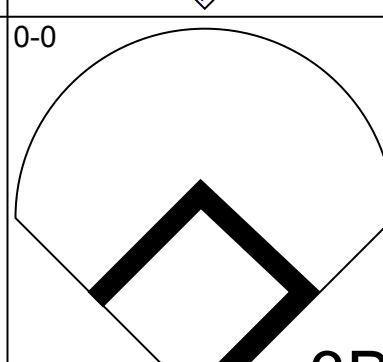
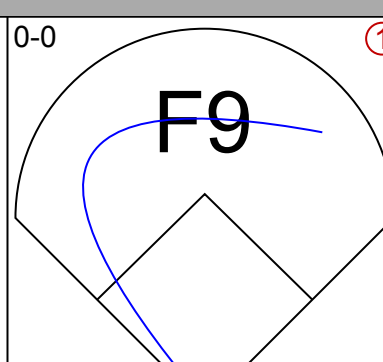
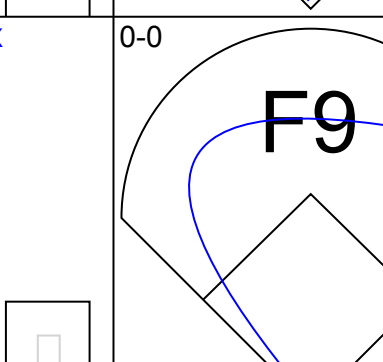
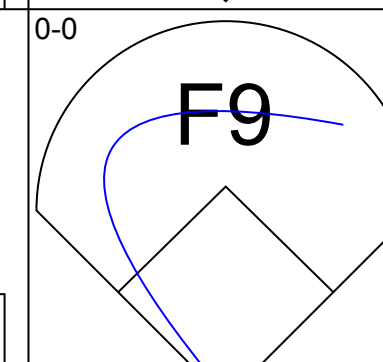
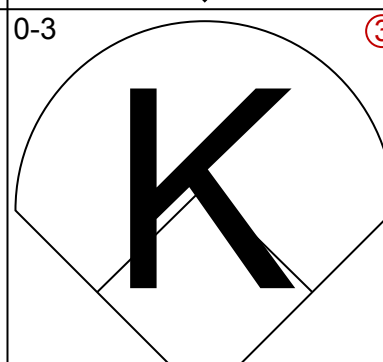
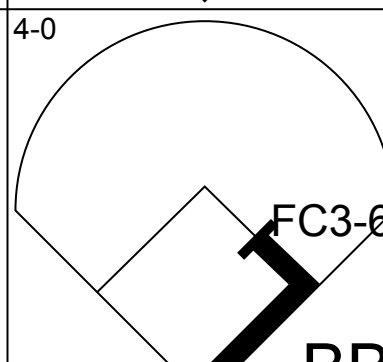

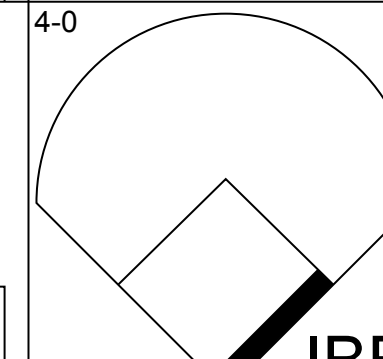
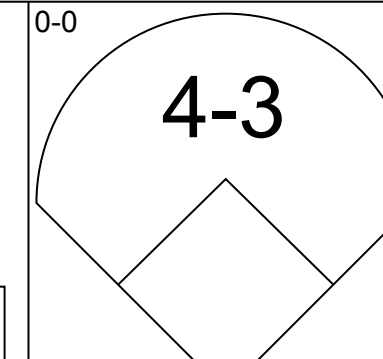
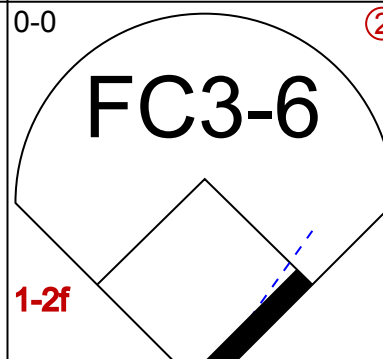

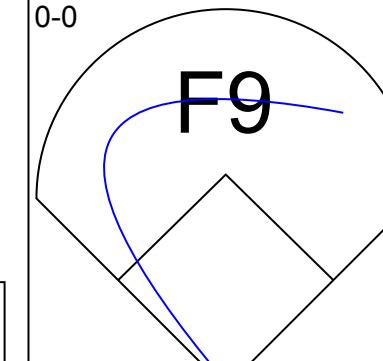
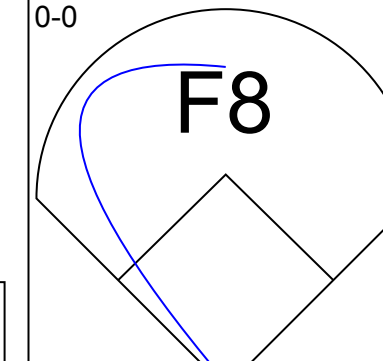
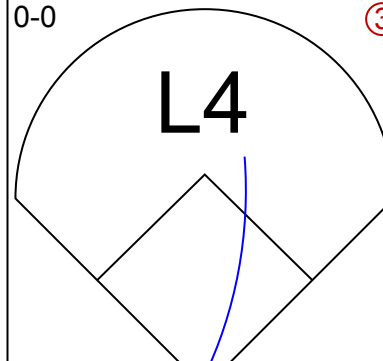

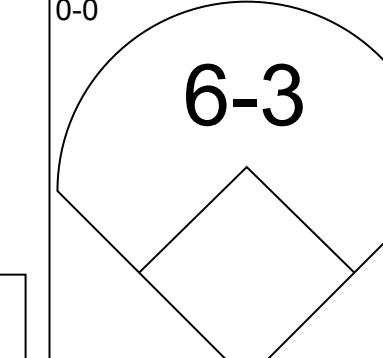
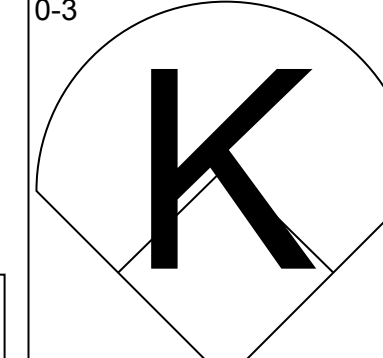
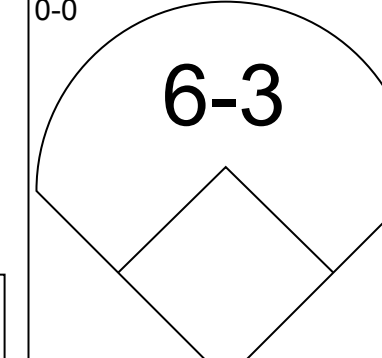
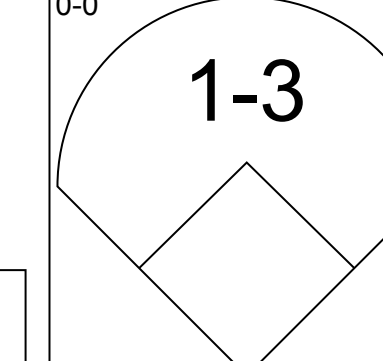
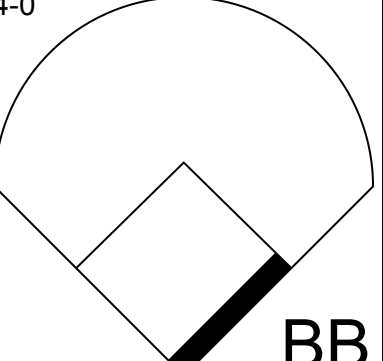
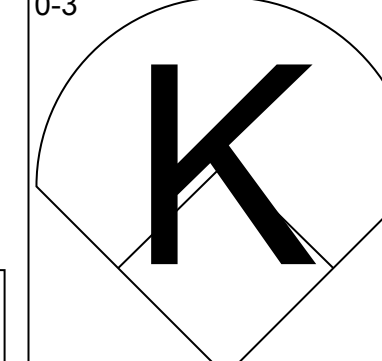
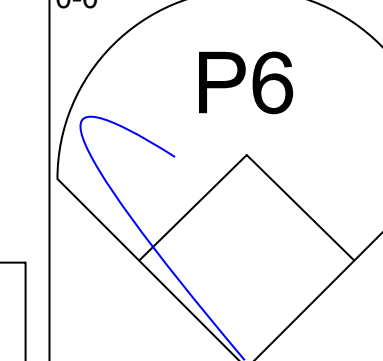
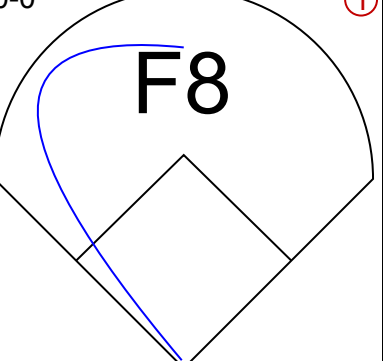
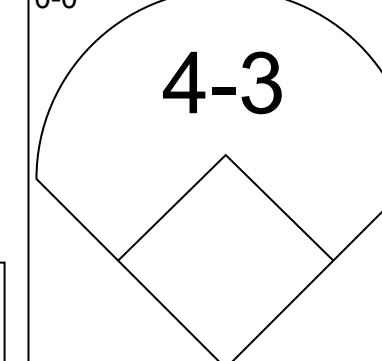
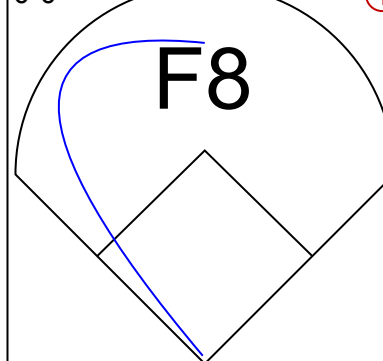
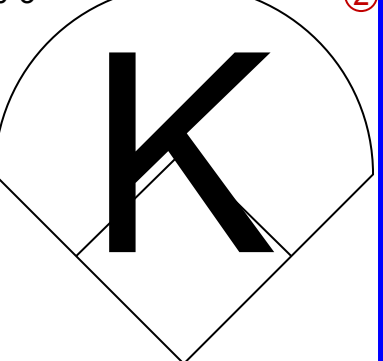
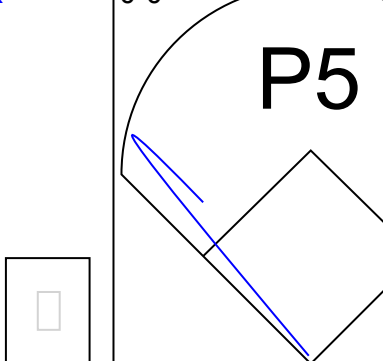


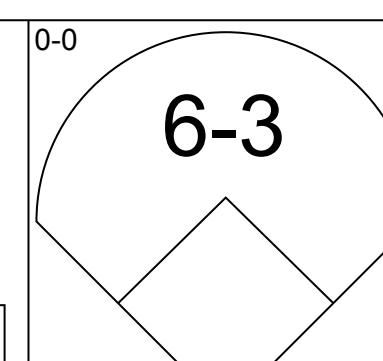
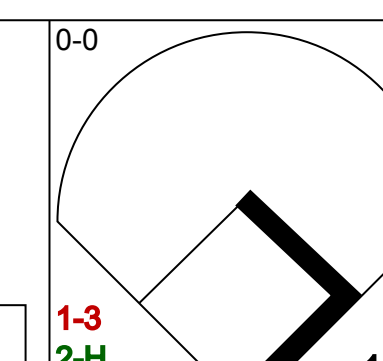
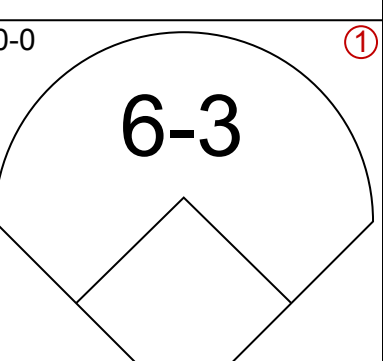
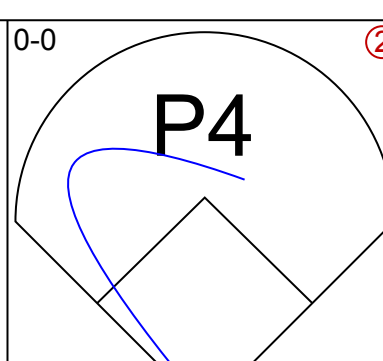
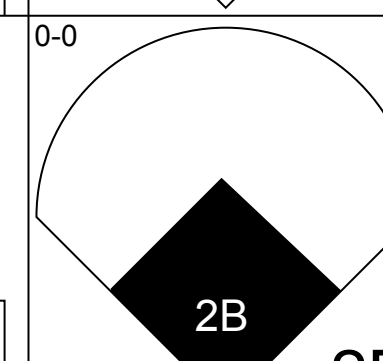
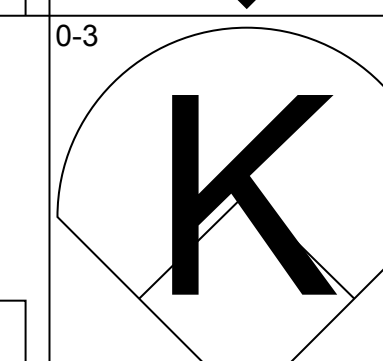
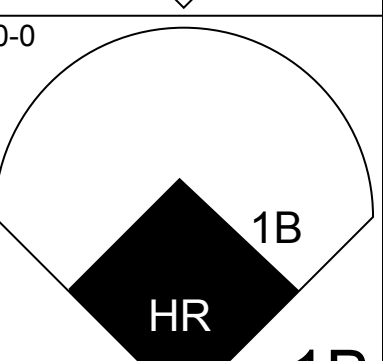
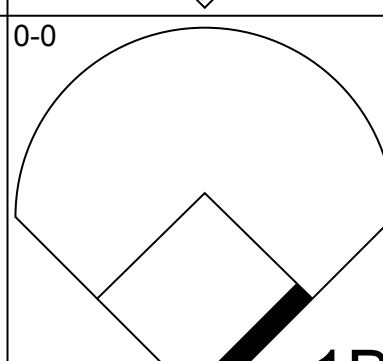
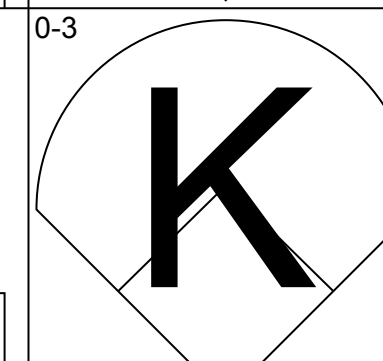
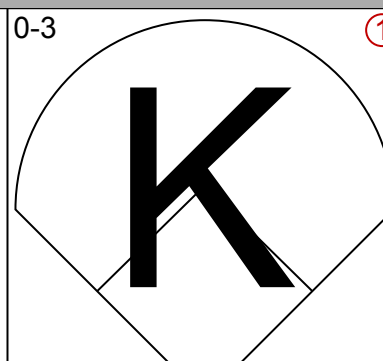
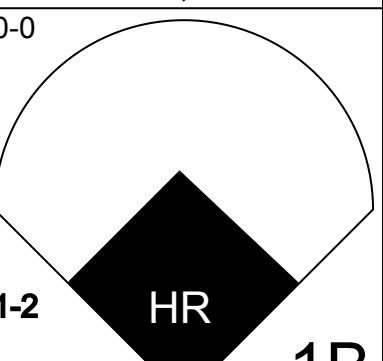
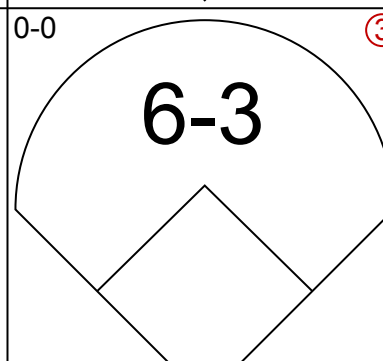
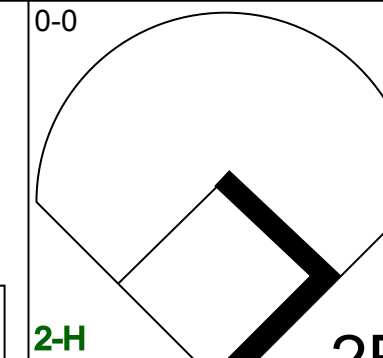
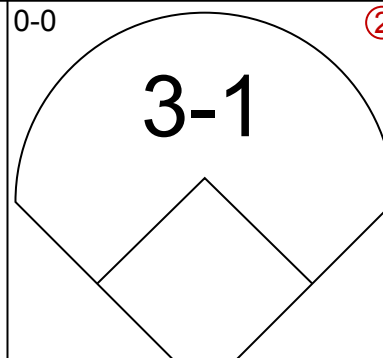
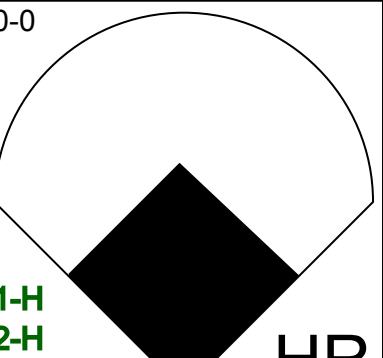
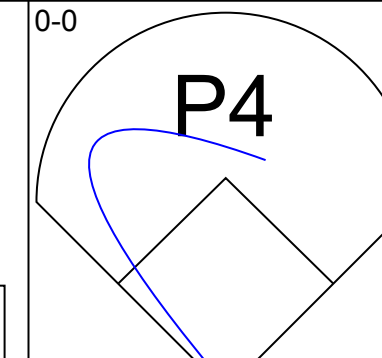
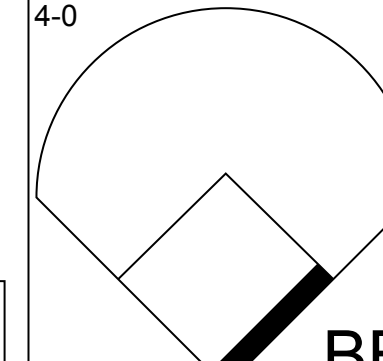
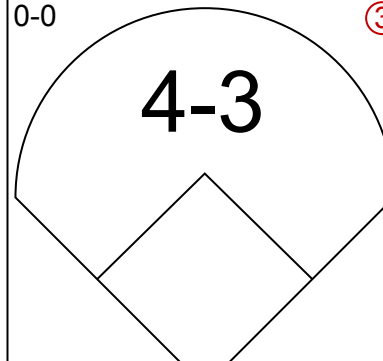
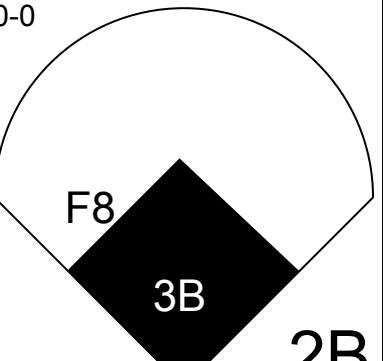

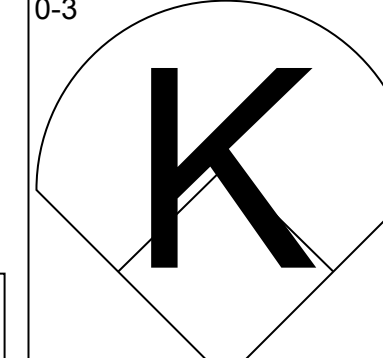
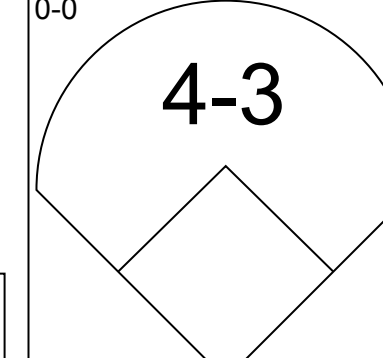
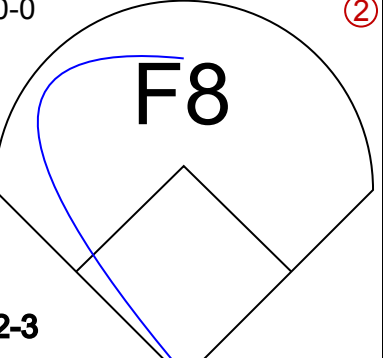
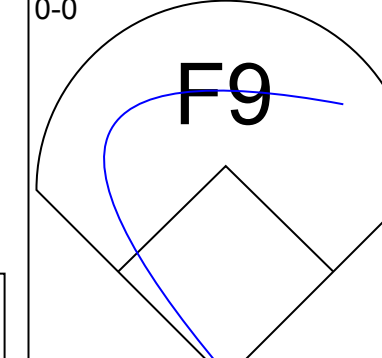
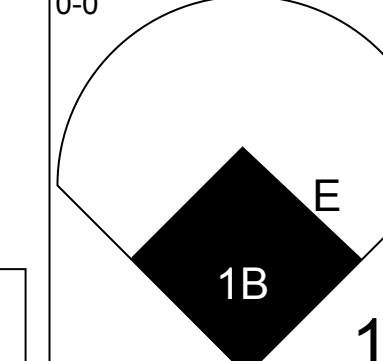
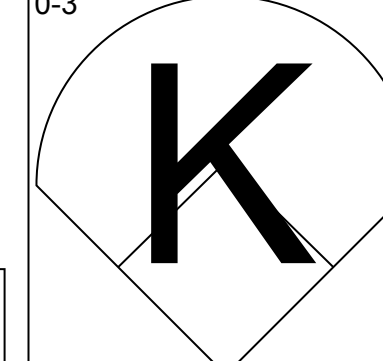
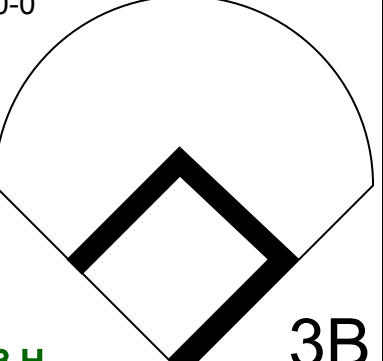
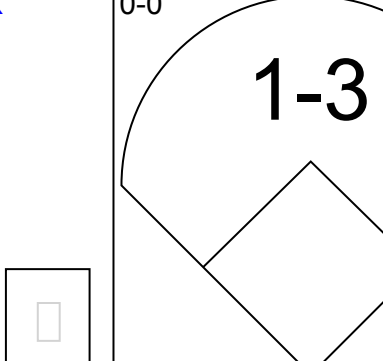
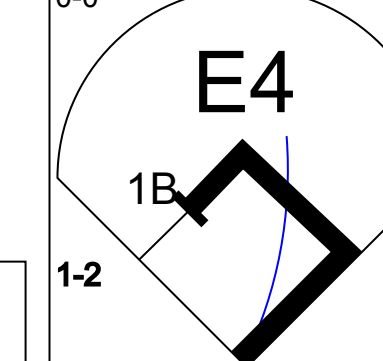
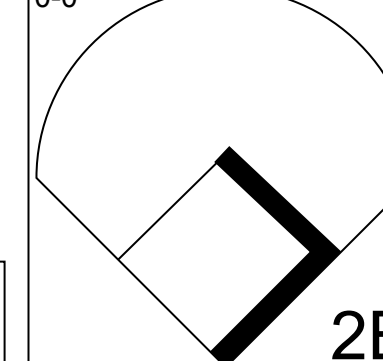
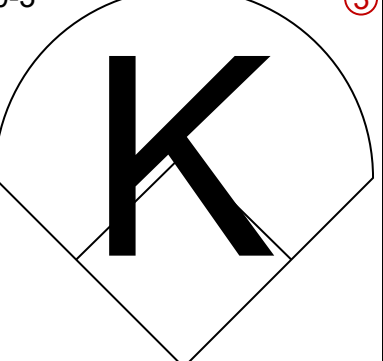
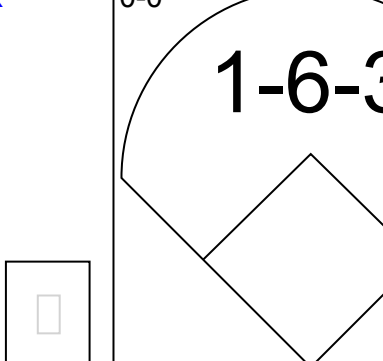


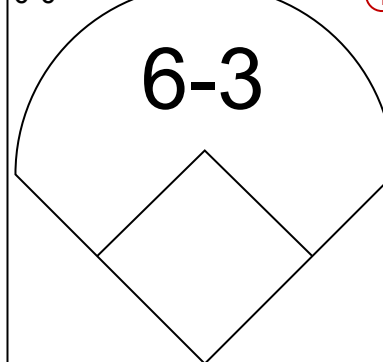
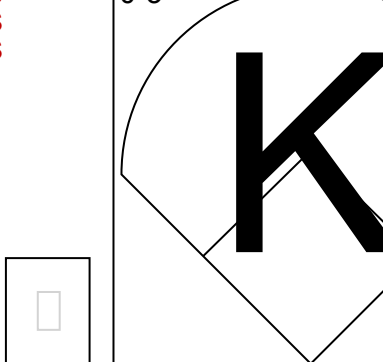
Batter	1	2	3	4	5	6	7	8	9	10	11	12	13	14	AB	R	H	RBI	BB	SO	LOB	BOTTOM								
Tommie Agee, R OBP: 0.333, SLG: 0.498 (1, 8)	K		6-3			P6			K						6	1	1	1	0	3	1									
Bobby Pfeil, R OBP: 0.248, SLG: 0.267 (1, 5)	K			F8		4-3			6-3			L5			5	0	0	0	0	1	0									
Cleon Jones, R OBP: 0.434, SLG: 0.518 (1, 7)	6-3			4-3 S 1B				F7		SH1-4 1B			E 1B 1B		5	0	3	0	0	0	0									
Art Shamsky, L OBP: 0.392, SLG: 0.490 (1, 9)				1-3				4-3		SH1-4			E1		3	0	0	0	0	0	1									
Tug McGraw, R OBP: 0.192, SLG: 0.200 (11, 1)													1B		1	0	1	0	0	0	0									
Wayne Garrett, L OBP: 0.303, SLG: 0.284 (1, 4)		K						K		4-3			F9		5	0	0	0	0	3	3									
Ed Kranepool, L OBP: 0.313, SLG: 0.383 (1, 3)		K													4	0	0	0	1	1	0									
Bud Harrelson, S OBP: 0.333, SLG: 0.289 (1, 6)				L7				F9		1-3			G3		5	0	0	0	0	1	2									
Duffy Dyer, R OBP: 0.333, SLG: 0.625 (1, 2)								F9							5	0	1	0	0	1	0									
Gary Gentry, R OBP: 0.145, SLG: 0.132 (1, 1)															3	0	0	0	0	2	1									
Rod Gaspar, S OBP: 0.296, SLG: 0.269 (11, 9)															2	0	0	0	0	1	0									
Inning Stats	R: 0 E: 0 K: 2 S: 7	H: 0 LOB: 0 BB: 0 P: 7	R: 0 E: 0 K: 2 S: 7	H: 0 LOB: 0 BB: 0 P: 7	R: 0 E: 0 K: 1 S: 6	H: 1 LOB: 1 BB: 0 P: 6	R: 0 E: 0 K: 1 S: 6	H: 1 LOB: 1 BB: 0 P: 6	R: 0 E: 0 K: 0 S: 3	H: 0 LOB: 0 BB: 0 P: 3	R: 0 E: 0 K: 0 S: 3	H: 0 LOB: 0 BB: 0 P: 3	R: 0 E: 0 K: 1 S: 5	H: 0 LOB: 0 BB: 0 P: 5	R: 0 E: 0 K: 0 S: 3	H: 0 LOB: 0 BB: 0 P: 3	R: 0 E: 0 K: 1 S: 6	H: 1 LOB: 1 BB: 1 P: 10	R: 0 E: 0 K: 3 S: 9	H: 0 LOB: 0 BB: 0 P: 9	R: 0 E: 1 K: 0 S: 4	H: 2 LOB: 1 BB: 0 P: 4	R: 0 E: 0 K: 0 S: 3	H: 0 LOB: 0 BB: 0 P: 3	R: 1 E: 0 K: 0 S: 2	H: 1 LOB: 0 BB: 0 P: 2	1B: 5 2B: 0 3B: 0 HR: 1	SF: 0 SAC: 1 DP: 0 HBP: 0	WP: 0 PB: 0 CS: 0	PA: 46
PITCHER	IP	WLS	BF	H	R	ER	SO	BB	IBB	HBP	BLK	WP	HR	S	P	ERA	WHIP													
Juan Marichal, R ERA: 2.3 (1, 1)	13.1		46	6	1	1	13	0	1	0	0	0	1	71	75	0.68	0.450													

San Francisco Giants @ New York Mets
Shea Stadium, Flushing, NY
Tue Aug 19 1969, 7:05 PM EDT
Att. 48,968 - Unknown

AB 44
R 1
H 6
RBI 1
BB 1
SO 13
LOB 8



Batter	1	2	3	4	5	6	7	8	9	AB	R	H	RBI	BB	SO	LOB	TOP					
Bobby Bonds, R OBP: 0.350, SLG: 0.471 (1, 9)										4	0	0	0	0	2	1	San Francisco Giants @ New York Mets Shea Stadium, Flushing, NY Wed Aug 20 1969, 7:05 PM EDT Att: 48,414 - Unknown livebaseballscorecards.com					
Don Mason, L OBP: 0.306, SLG: 0.255 (1, 4)										4	0	2	0	0	0	0						
Willie Mays, R OBP: 0.360, SLG: 0.448 Dave Marshall, L OBP: 0.352, SLG: 0.310 (1, 8) (6, 7)										2	0	0	0	1	1	2						
Willie McCovey, L OBP: 0.451, SLG: 0.687 (1, 3)										3	0	0	0	1	0	1						
Ken Henderson, S OBP: 0.282, SLG: 0.323 (1, 7) (6, 9)										4	0	0	0	0	0	3						
Bobby Etheridge, R OBP: 0.371, SLG: 0.366 (1, 5)										3	0	0	0	0	1	0						
Dick Dietz, R OBP: 0.350, SLG: 0.392 (1, 2)										2	0	0	0	1	1	0						
Hal Lanier, R OBP: 0.253, SLG: 0.254 (1, 6)										3	0	0	0	0	0	1						
Gaylord Perry, R OBP: 0.165, SLG: 0.172 Ray Sadecki, L OBP: 0.161, SLG: 0.233 John Stephenson, L OBP: 0.211, SLG: 0.263 Don McMahon, R (8, 1)										2	0	0	0	0	1	1						
Inning Stats	R: 0 E: 0 K: 1 S: 6	H: 1 LOB: 2 BB: 1 P: 10	R: 0 E: 0 K: 0 S: 3	H: 0 LOB: 0 BB: 0 P: 3	R: 0 E: 0 K: 1 S: 6	H: 1 LOB: 1 BB: 0 P: 6	R: 0 E: 0 K: 1 S: 5	H: 0 LOB: 0 BB: 0 P: 5	R: 0 E: 0 K: 2 S: 7	H: 0 LOB: 1 BB: 1 P: 11	R: 0 E: 0 K: 0 S: 3	H: 0 LOB: 0 BB: 0 P: 7	R: 0 E: 0 K: 1 S: 5	H: 0 LOB: 0 BB: 0 P: 5	R: 0 E: 0 K: 0 S: 3	H: 0 LOB: 0 BB: 0 P: 3		R: 0 E: 0 K: 0 S: 3	H: 0 LOB: 0 BB: 0 P: 3	1B: 0 2B: 1 3B: 1 HR: 0	SF: 0 SAC: 0 DP: 0 HBP: 0	WP: 0 PB: 0 SB: 0 CS: 0
PITCHER Jim McAndrew, R ERA: 4.03 (1, 1)	IP: 9.0 WLS: W BF: 32 H: 2 R: 0 ER: 0 SO: 6 BB: 2 IBB: 1 HBP: 0 BLK: 0 WP: 0 HR: 0 S: 41 P: 53 ERA: 0.00 WHIP: 0.444																					

Batter	1	2	3	4	5	6	7	8	9	AB	R	H	RBI	BB	SO	LOB	BOTTOM			
Tommie Agee, R OBP: 0.333, SLG: 0.495 (1, 8)										4	0	1	1	0	0	0	San Francisco Giants @ New York Mets Shea Stadium, Flushing, NY Wed Aug 20 1969, 7:05 PM EDT Att: 48,414 - Unknown livebaseballscorecards.com			
Bobby Pfeil, R OBP: 0.282, SLG: 0.288 (1, 5)										4	2	3	0	0	1	1				
Cleon Jones, R OBP: 0.433, SLG: 0.515 (1, 7)										4	1	1	0	0	2	2				
Art Shamsky, L OBP: 0.398, SLG: 0.510 Rod Gaspar, S OBP: 0.296, SLG: 0.269 (1, 9) (8, 9)										4	1	2	4	0	0	0				
Wayne Garrett, L OBP: 0.305, SLG: 0.288 (1, 4)										3	1	1	0	1	1	0				
Ed Kranepool, L OBP: 0.310, SLG: 0.378 (1, 3)										4	0	0	0	0	1	3				
Bud Harrelson, S OBP: 0.335, SLG: 0.300 (1, 6)										4	1	2	1	0	1	0				
Duffy Dyer, R OBP: 0.318, SLG: 0.600 (1, 2)										4	0	1	0	0	1	2				
Jim McAndrew, R OBP: 0.280, SLG: 0.227 (1, 1)										4	0	0	0	0	3	3				
Inning Stats	R: 1 E: 0 K: 2 S: 9	H: 2 LOB: 2 BB: 1 P: 13	R: 1 E: 1 K: 2 S: 9	H: 2 LOB: 1 BB: 0 P: 9	R: 0 E: 0 K: 1 S: 5	H: 0 LOB: 0 BB: 0 P: 5	R: 0 E: 0 K: 2 S: 8	H: 1 LOB: 1 BB: 0 P: 8	R: 4 E: 0 K: 1 S: 10	H: 5 LOB: 1 BB: 0 P: 10	R: 0 E: 0 K: 0 S: 4	H: 1 LOB: 0 BB: 0 P: 4	R: 0 E: 0 K: 1 S: 5	H: 0 LOB: 0 BB: 0 P: 5	R: 0 E: 0 K: 1 S: 5	H: 0 LOB: 0 BB: 0 P: 5		1B: 5 2B: 4 3B: 1 HR: 1	SF: 0 SAC: 0 DP: 0 HBP: 0	WP: 0 PB: 0 SB: 0 CS: 0
PITCHER Gaylord Perry, R ERA: 2.68 Ray Sadecki, L ERA: 4.7 Don McMahon, R ERA: 4.46 (1, 1) (5, 1) (8, 1)	IP: 4.1 WLS: L BF: 23 H: 9 R: 6 ER: 5 SO: 7 BB: 1 IBB: 0 HBP: 0 BLK: 0 WP: 0 HR: 1 S: 36 P: 40 ERA: 10.38 WHIP: 2.308																			

Batter	1	2	3	4	5	6	7	8	9	10	11	AB	R	H	RBI	BB	SO	LOB	TOP							
Don Mason, L OBP: 0.302, SLG: 0.249 (1, 4)	F8		5-3		4-3 E BB		4-3	FC4-6 1-2			F7	5	1	0	0	1	0	2								
Ken Henderson, S OBP: 0.290, SLG: 0.330 (1, 9)	FC5-4 BB				4-3 E BB		P5			5-3		3	1	1	1	3	0	0								
Dave Marshall, L OBP: 0.347, SLG: 0.306 (1, 7)	K		F7		E3 4-3		E8 HR			K		6	1	1	0	0	2	5								
Willie McCovey, L OBP: 0.451, SLG: 0.682 (1, 3)	FC5-4 1-2				4-3		4-3 HR			4-3		4	1	1	1	1	0	2								
Bobby Bonds, R OBP: 0.351, SLG: 0.483 (1, 8)					K		K					5	2	2	4	0	2	2								
Jim Davenport, R OBP: 0.313, SLG: 0.331 (1, 5)					K					1-3		5	0	0	0	0	1	1								
Dick Dietz, R OBP: 0.351, SLG: 0.386 (1, 2)					FC6-4 1B		6-3			F9		5	0	0	0	0	1	1								
Hal Lanier, R OBP: 0.254, SLG: 0.256 (1, 6)					G4-3 BB		1-3			K		3	0	0	0	2	1	0								
Hal Lanier, R OBP: 0.254, SLG: 0.256 (1, 6)					G4-3							5	0	2	0	0	0	1								
Ron Bryant, S OBP: 0.266, SLG: 0.167 (1, 1)												3	0	0	0	0	1	1								
Frank Linzy, R OBP: 0.360, SLG: 0.238 (7, 1)					K							1	0	1	0	0	0	0								
Don McMahon, R OBP: 0.143, SLG: 0.143 (9, 1)												1	1	1	0	0	0	0								
Inning Stats	R: 0 E: 0 K: 1 S: 5	H: 0 LOB: 1 BB: 1 P: 9	R: 1 E: 0 K: 0 S: 3	H: 1 LOB: 0 BB: 1 P: 7	R: 0 E: 0 K: 1 S: 5	H: 0 LOB: 1 BB: 1 P: 9	R: 0 E: 0 K: 1 S: 6	H: 2 LOB: 2 BB: 1 P: 10	R: 2 E: 1 K: 1 S: 6	H: 0 LOB: 1 BB: 2 P: 14	R: 0 E: 0 K: 0 S: 4	H: 1 LOB: 1 BB: 0 P: 4	R: 3 E: 1 K: 1 S: 7	H: 2 LOB: 0 BB: 1 P: 11	R: 0 E: 0 K: 0 S: 4	H: 1 LOB: 1 BB: 0 P: 4	R: 0 E: 0 K: 1 S: 5	H: 0 LOB: 0 BB: 0 P: 5	R: 0 E: 0 K: 1 S: 5	H: 0 LOB: 0 BB: 0 P: 5	R: 1 E: 0 K: 0 S: 5	H: 2 LOB: 1 BB: 0 P: 5	1B: 6 2B: 0 3B: 1 HR: 2	SF: 0 SAC: 0 DP: 1 HBP: 0	WP: 0 PB: 0 SB: 0 CS: 0	PA: 48
PITCHER	IP 7.0	WLS 1.0	BF 33	H 6	R 6	ER 4	SO 5	BB 6	IBB 1	HBP 0	BLK 0	WP 0	HR 2	S 36	P 64	ERA 5.14	WHIP 1.714									
Tom Seaver, R ERA: 2.64 (8, 1)	1.0	4	1	0	0	0	0	0	0	0	0	0	0	4	4	0.00	1.000									
Cal Koonce, R ERA: 5.05 (9, 1)	1.0	3	0	0	0	1	0	0	0	0	0	0	0	5	5	0.00	0.000									
Jack Dilaura, L ERA: 2.59 (10, 1)	2.0	L	8	2	1	1	1	0	0	0	0	0	0	10	10	4.50	1.000									

San Francisco Giants @ New York Mets
Shea Stadium, Flushing, NY
Thu Aug 21 1969, 7:05 PM EDT
Att: 42,795 - Unknown

livebaseballscores.com
AB 41
R 7
H 9
RBI 6
BB 7
SO 7
LOB 14



Batter	1	2	3	4	5	6	7	8	9	10	11	AB	R	H	RBI	BB	SO	LOB	BOTTOM						
Bud Harrelson, S OBP: 0.330, SLG: 0.294 (1, 6)	1-3		SH1-4 1-2		K		F7	K		K		5	0	0	0	0	3	4							
Bobby Pilel, R OBP: 0.299, SLG: 0.290 (1, 5)	F7		5-3				F7	1B 2B		5-3		6	1	1	1	0	0	1							
Tommy Agee, R OBP: 0.335, SLG: 0.501 (1, 8)			4-3				WP BB	1B 2B 3H		4-3		5	1	2	3	1	0	1							
Cleon Jones, R OBP: 0.436, SLG: 0.516 (1, 7)	4-3						FC6-4 BB	1B		1B		5	1	3	0	1	0	0							
Donn Ciendenon, R OBP: 0.287, SLG: 0.392 (7, PH)							P4	F7				3	1	1	0	0	1	3							
Art Shamsky, L OBP: 0.399, SLG: 0.510 (8, 3)			E7 2B		K					1B		2	0	1	0	0	0	2							
Tug McGraw, R OBP: 0.190, SLG: 0.200 (10, 1)			1B							1B		0	0	0	0	0	0	0							
Ron Swoboda, R OBP: 0.322, SLG: 0.338 (1, 9)			9-5 2B		F7		FC6-4 1-2			1-4-3		5	0	2	2	0	0	3							
Duffy Dyer, R OBP: 0.296, SLG: 0.520 (1, 2)			9-5 2-3F		5-3					K		5	0	1	0	0	2	4							
Al Weis, S OBP: 0.265, SLG: 0.307 (8, PH)			F9									3	1	1	0	0	0	0							
Wayne Garrett, L OBP: 0.303, SLG: 0.286 (9, 4)					F8					P5		2	0	0	0	0	0	1							
Tom Seaver, R ERA: 2.64 (7, PH)	6.2	13	7	1	1	1	0	0	0			2	0	0	0	0	0	1							
Ed Charlton, R OBP: 0.286, SLG: 0.286 (8, PH)	2.0	7	1	1	1	1	0	0	0			2	0	0	0	0	0	0							
J.C. Beckett, L OBP: 0.272, SLG: 0.344 (8, PH)	2.1	W	7	0	0	0	2	0	0			2	0	0	0	0	0	0							
Rod Garbin, S OBP: 0.289 (8, 1)												2	0	0	0	0	0	0							
Jack Dilaura, L ERA: 2.59 (10, 3)					E1 SH1-4							2	0	0	0	0	0	0							
Inning Stats	R: 1 E: 0 K: 0 S: 4	H: 1 LOB: 0 BB: 0 P: 4	R: 1 E: 1 K: 0 S: 4	H: 2 LOB: 0 BB: 0 P: 4	R: 0 E: 1 K: 0 S: 4	H: 0 LOB: 1 BB: 1 P: 4	R: 0 E: 0 K: 1 S: 6	H: 1 LOB: 1 BB: 0 P: 6	R: 0 E: 0 K: 2 S: 7	H: 0 LOB: 0 BB: 0 P: 7	R: 3 E: 0 K: 1 S: 10	H: 5 LOB: 2 BB: 0 P: 10	R: 0 E: 0 K: 1 S: 7	H: 2 LOB: 2 BB: 0 P: 7	R: 1 E: 0 K: 1 S: 8	H: 3 LOB: 2 BB: 0 P: 8	R: 0 E: 0 K: 1 S: 5	H: 0 LOB: 0 BB: 0 P: 5	R: 0 E: 0 K: 0 S: 3	H: 0 LOB: 0 BB: 0 P: 3	1B: 11 2B: 3 3B: 0 HR: 1	SF: 0 SAC: 1 DP: 1 HBP: 0	WP: 1 PB: 0 SB: 0 CS: 0	PA: 49	
PITCHER	IP 6.2	WLS 13	BF 29	H 7	R 1	ER 5	SO 4	BB 2	IBB 0	HBP 0	BLK 0	WP 1	HR 1	S 35	P 43	ERA 6.75	WHIP 1.350								
Ron Bryant, L ERA: 4.21 (7, 1)	2.0	13	7	1	1	1	0	0	0	0	0	0	0	15	15	4.50	3.500								
Frank Linzy, R ERA: 3.54 (9, 1)	2.1	W	7	0	0	0	2	0	0	0	0	0	0	11	11	0.00	0.000								

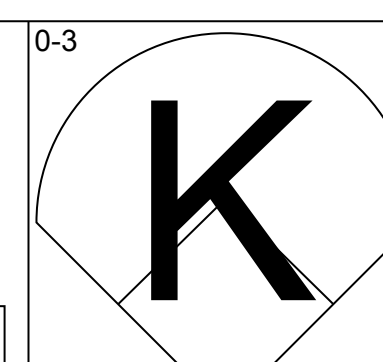
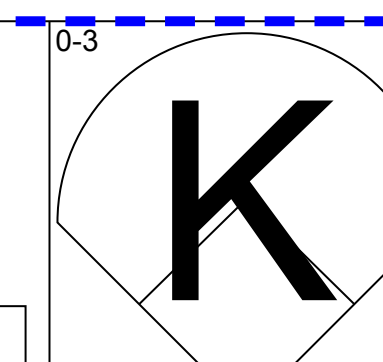
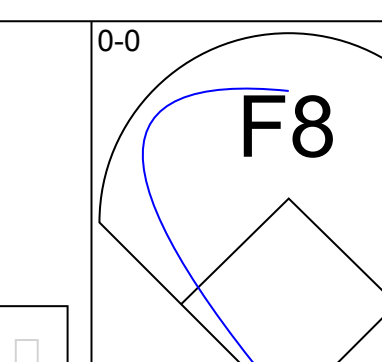
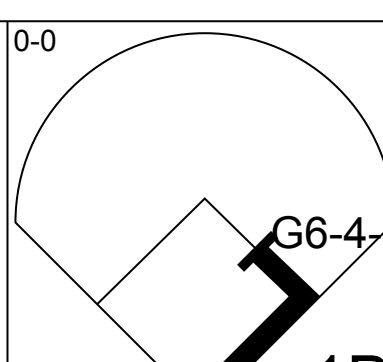
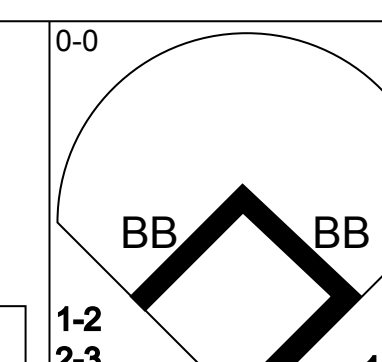
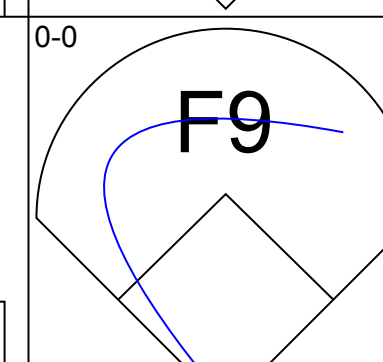
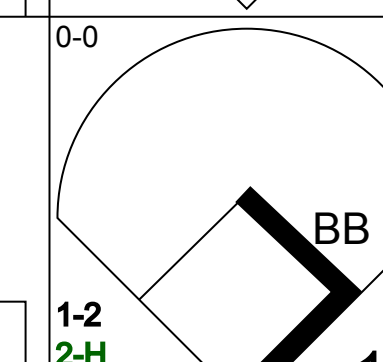
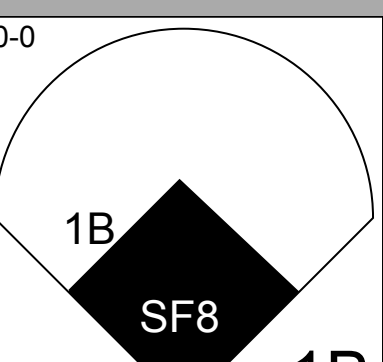
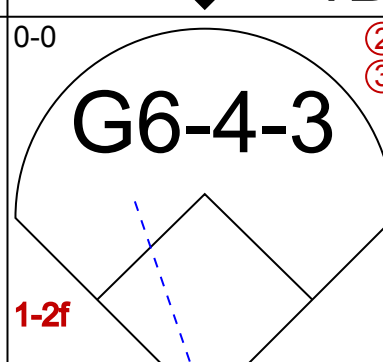
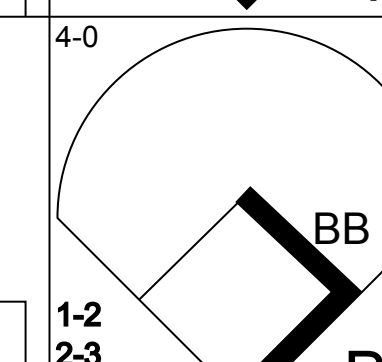
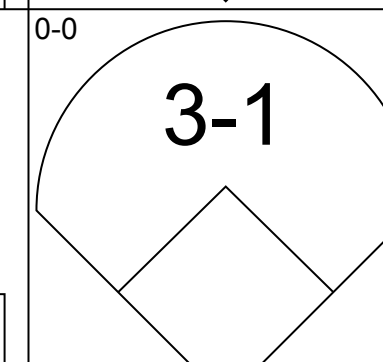
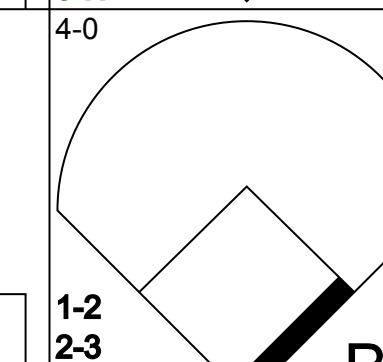
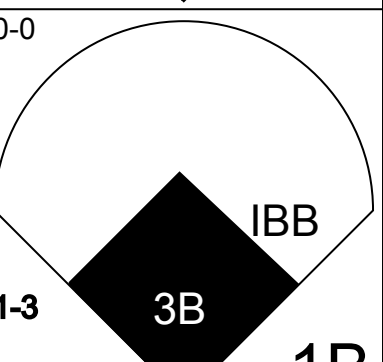
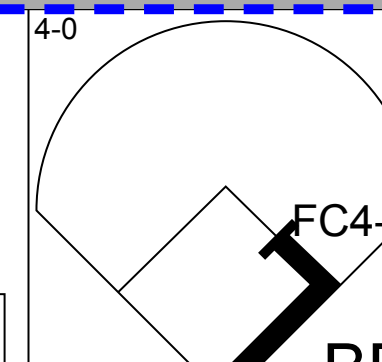
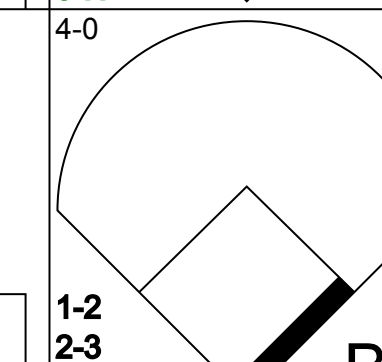
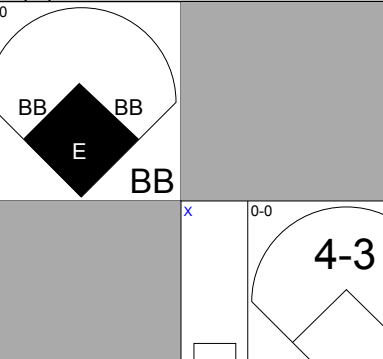
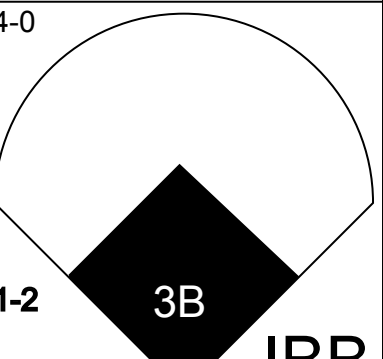
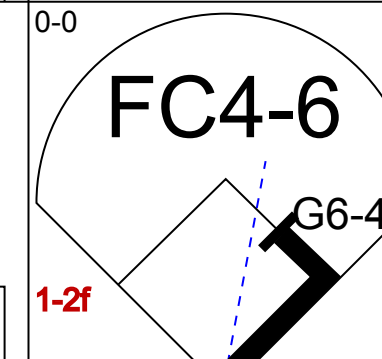
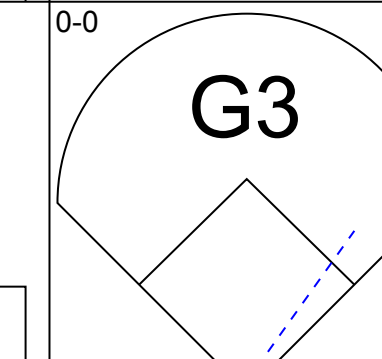
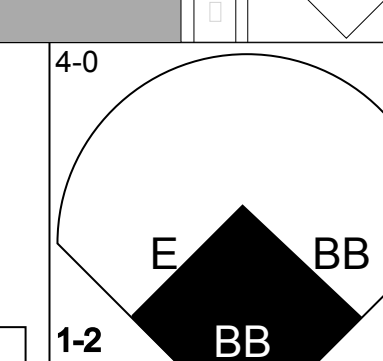
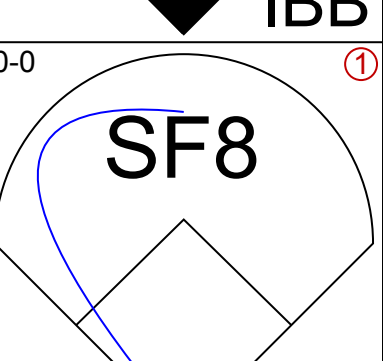

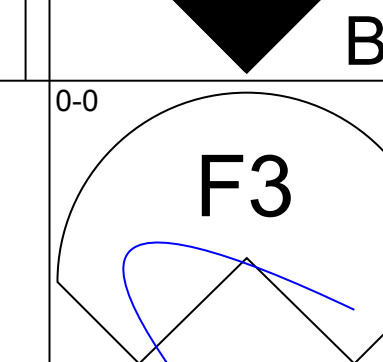
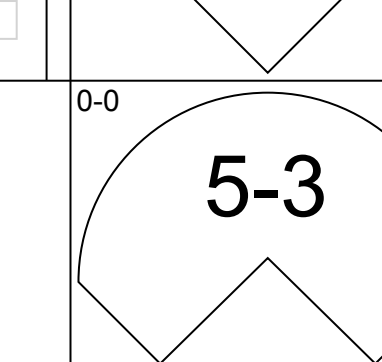
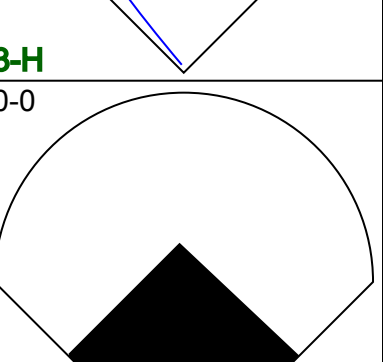

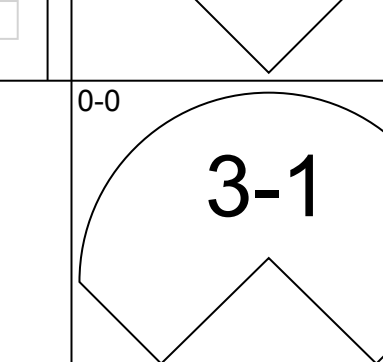
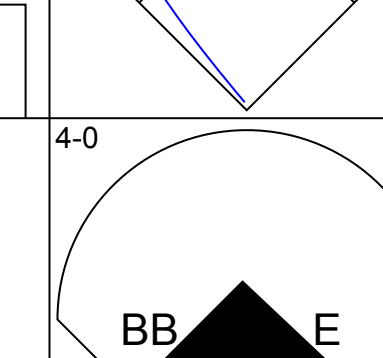
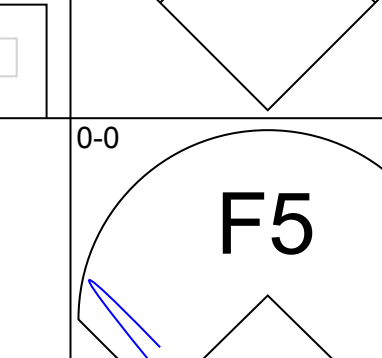
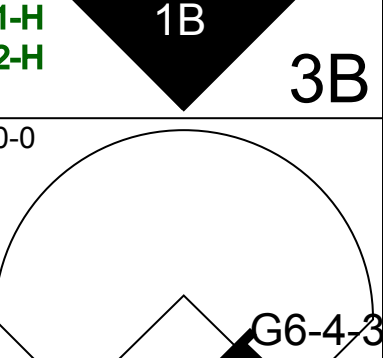
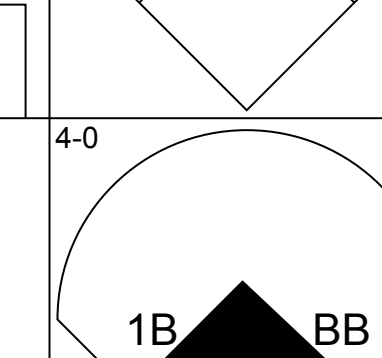
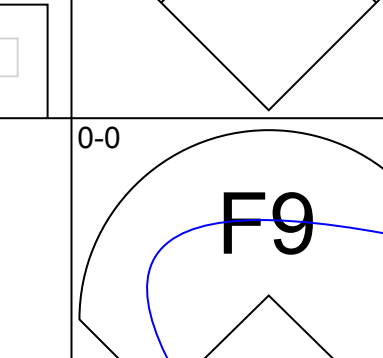
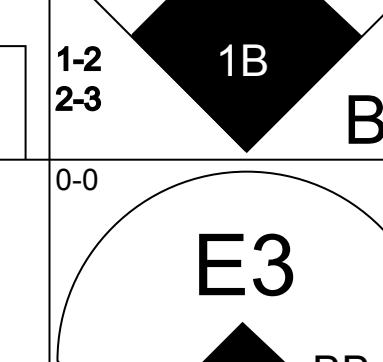
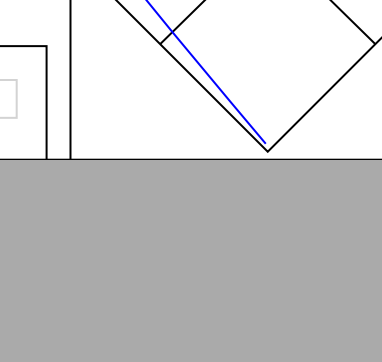
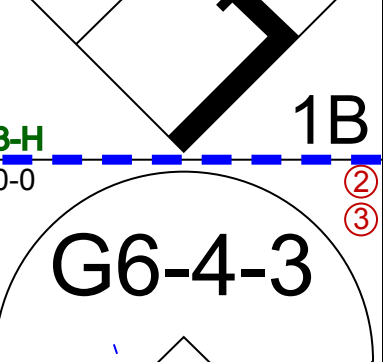
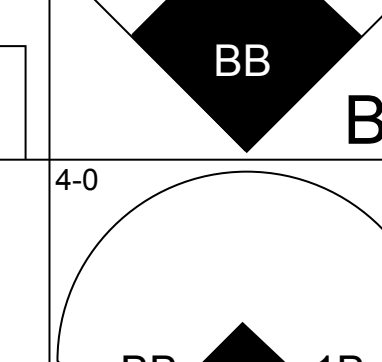
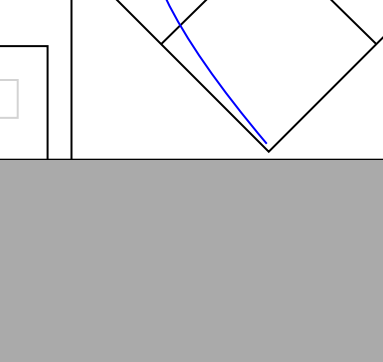
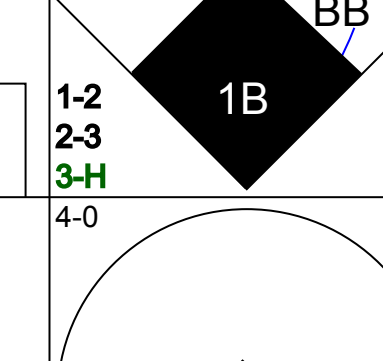
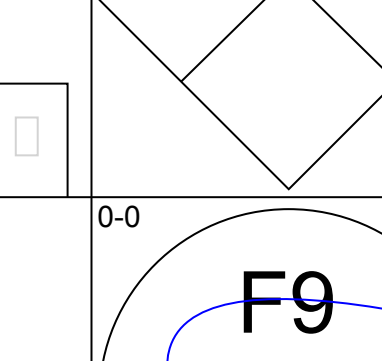
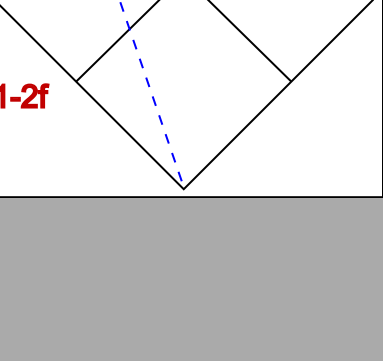
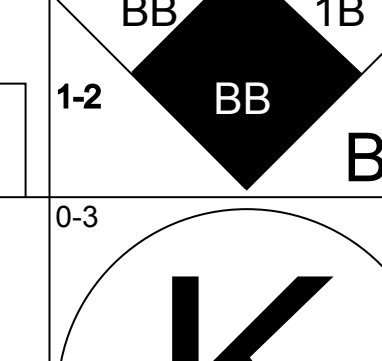
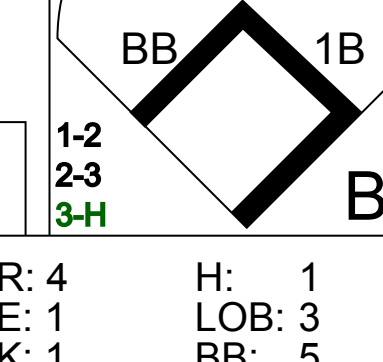
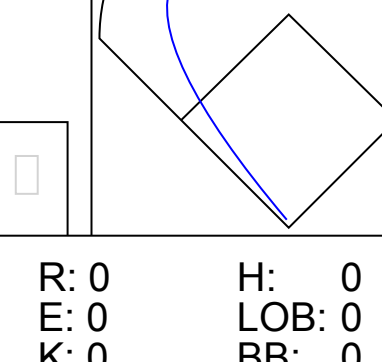
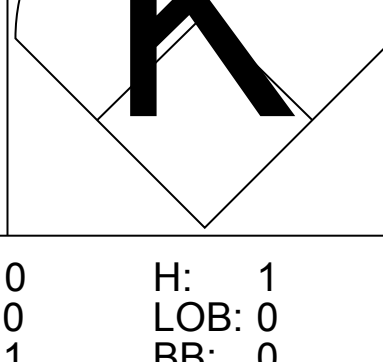
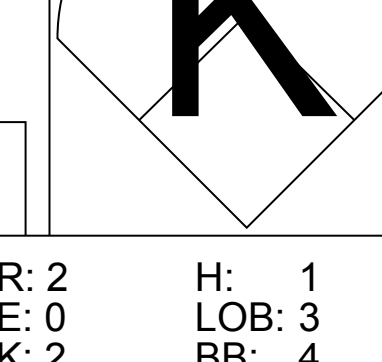
San Francisco Giants @ New York Mets
Shea Stadium, Flushing, NY
Thu Aug 21 1969, 7:05 PM EDT
Att: 42,795 - Unknown

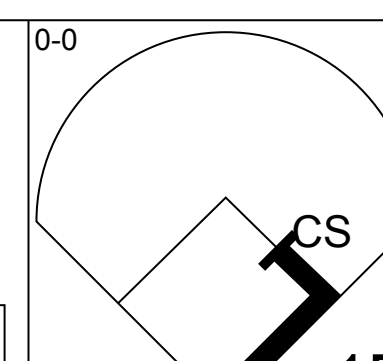
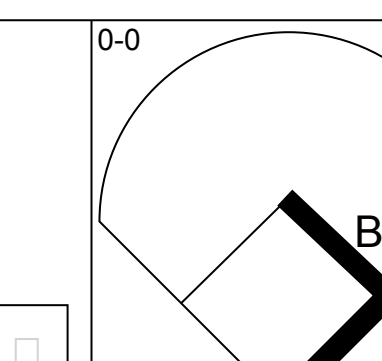
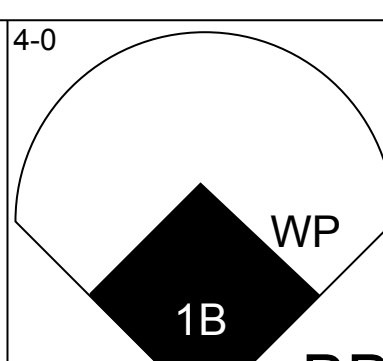
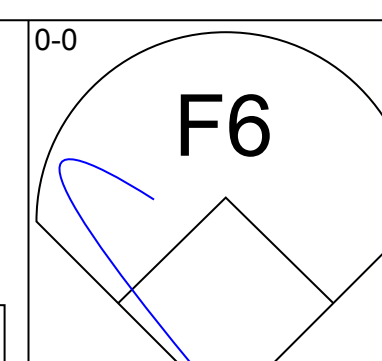
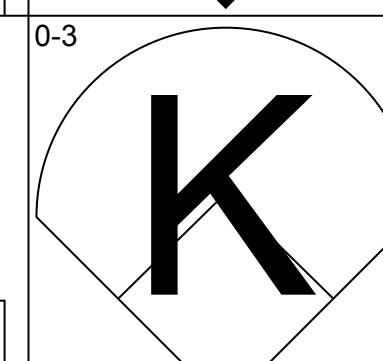
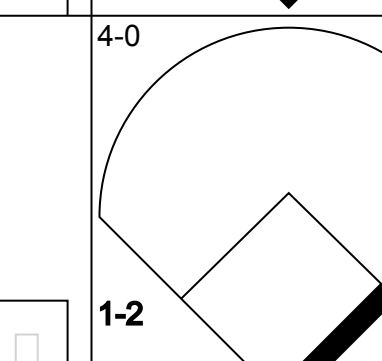
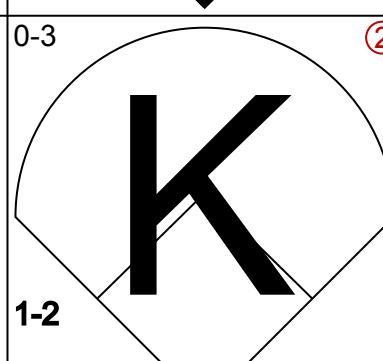
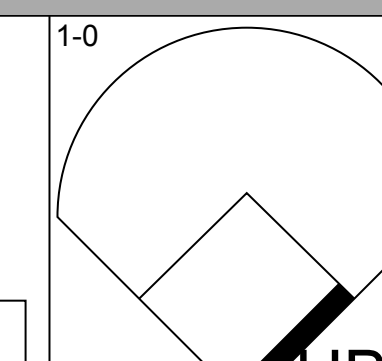
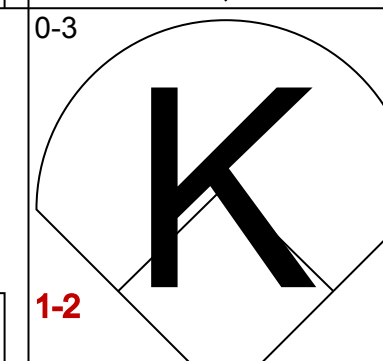
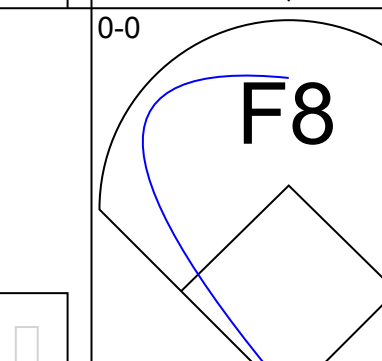
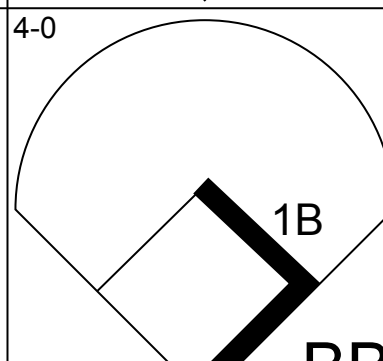
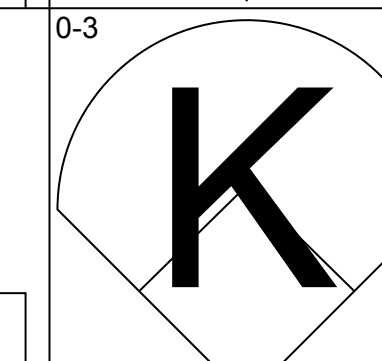
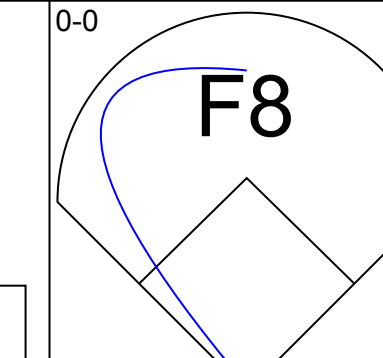
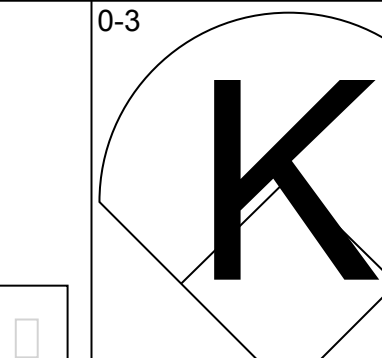
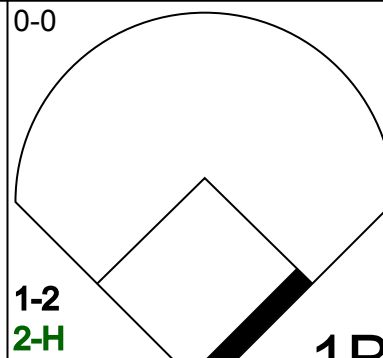
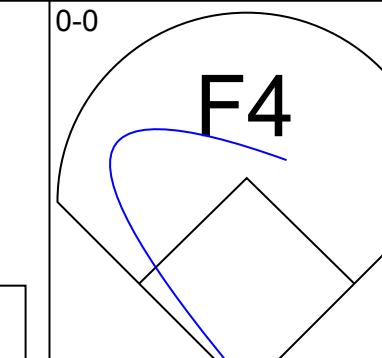
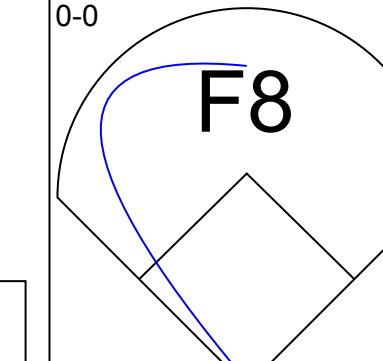
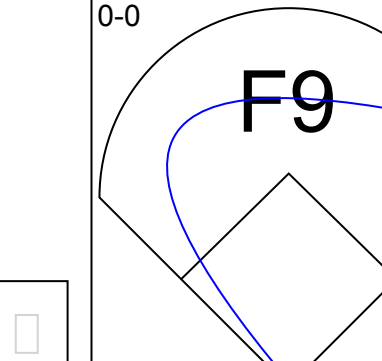
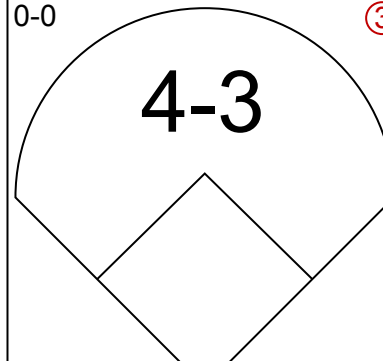
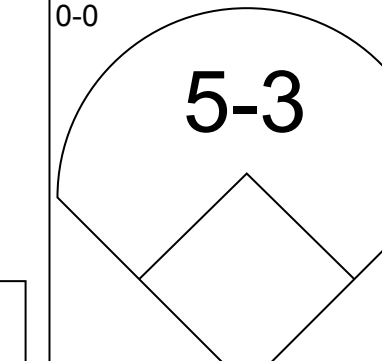
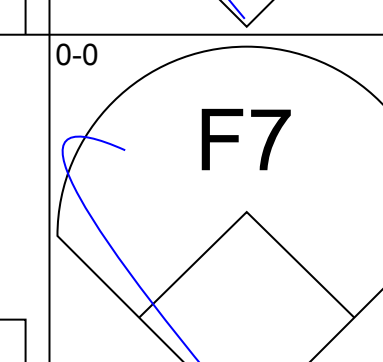
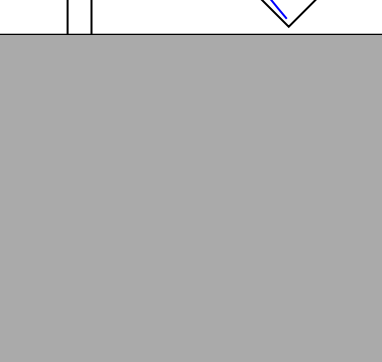

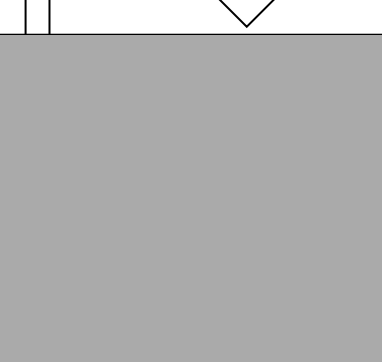
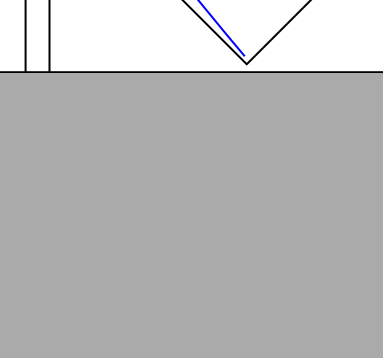









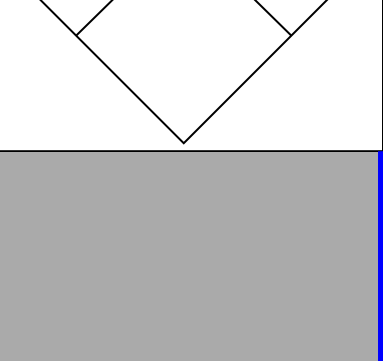
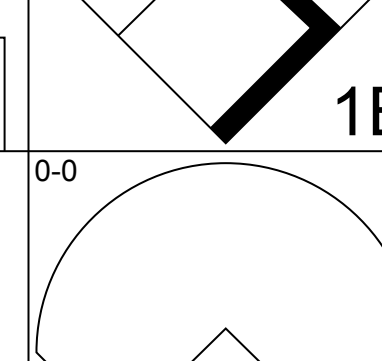
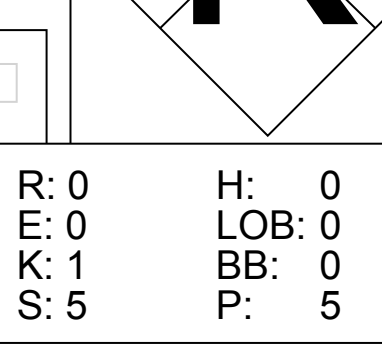
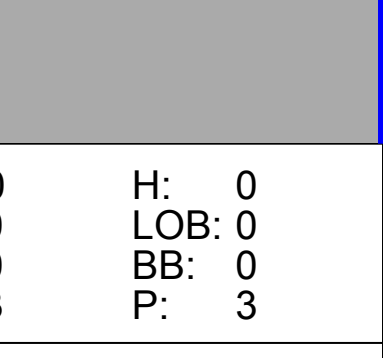
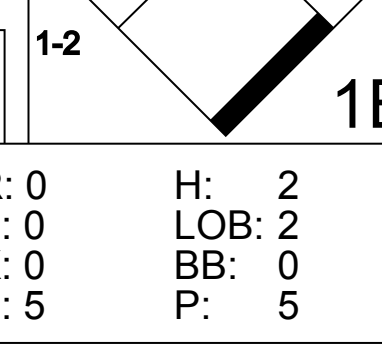
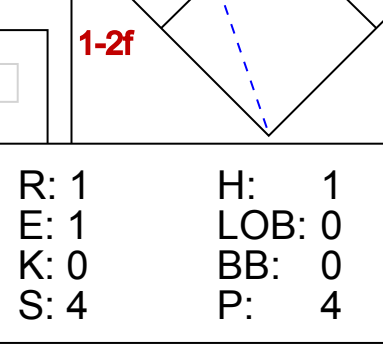
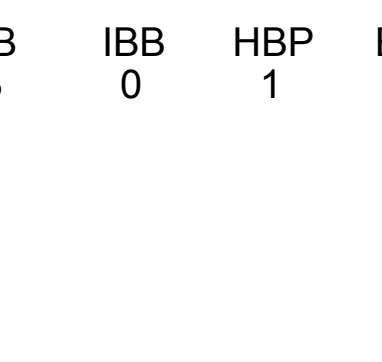
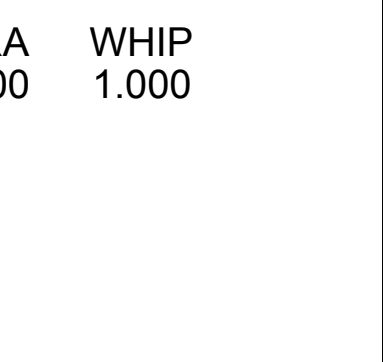











livebaseballscores.com
AB 46
R 6
H 14
RBI 6
BB 2
SO 7
LOB 19




Batter	1	2	3	4	5	6	7	8	9	AB	R	H	RBI	BB	SO	LOB	TOP								
Don Mason, L (1,4) OBP: 0.301, SLG: 0.245	6-3		4-0 BB		SH5-4		FC5-4 G3 HR		F7	3	1	0	0	1	0	1	San Francisco Giants @ Montreal Expos Jarry Park, Montreal, QB Fri Aug 22 1969, 7:05 PM EDT Unknown livebaseballscorecards.com								
Ken Henderson, S (1,7) OBP: 0.292, SLG: 0.331	L8		L8		1B		G3		1B	5	1	2	1	0	0	3									
Willie Mays, R (1,8) OBP: 0.363, SLG: 0.448	K				HR		HR		L8	4	2	2	1	1	1	1									
Willie McCovey, L (1,3)		3-1			HR		G3-6-3		1B	4	2	2	5	1	0	1									
Bobby Bonds, R (1,9) OBP: 0.351, SLG: 0.480		G6-4-3 HBP			L8		K		F3	3	0	0	0	1	1	2									
Jim Davenport, R (1,5) OBP: 0.316, SLG: 0.325		G6-4-3			L8		5-3		1-3	4	0	0	0	0	0	2									
Dick Dietz, R (1,2) OBP: 0.353, SLG: 0.382					F4		L8		L8	2	0	0	0	2	0	0									
Hal Lanier, R (1,6) OBP: 0.252, SLG: 0.253					K		F5		4-3	4	0	0	0	0	1	2									
Bobby Bolin, R (1,1) OBP: 0.289, SLG: 0.289					BB		SH5-4		L8	0	1	0	0	2	0	0									
Frank Linzy, R (6,1) OBP: 0.370, SLG: 0.261					BB		1B		L8	2	0	1	0	0	0	0									
Inning Stats	R: 0 E: 0 K: 1 S: 5	H: 0 LOB: 0 BB: 0 P: 5	R: 0 E: 0 K: 0 S: 2	H: 0 LOB: 0 BB: 0 P: 3	R: 0 E: 0 K: 1 S: 5	H: 0 LOB: 2 BB: 2 P: 13	R: 2 E: 0 K: 0 S: 5	H: 2 LOB: 1 BB: 1 P: 9	R: 2 E: 0 K: 0 S: 4	H: 2 LOB: 0 BB: 1 P: 8	R: 0 E: 0 K: 1 S: 5	H: 0 LOB: 1 BB: 1 P: 9	R: 3 E: 0 K: 0 S: 5	H: 2 LOB: 1 BB: 2 P: 13	R: 0 E: 0 K: 0 S: 3	H: 0 LOB: 0 BB: 0 P: 3	R: 0 E: 0 K: 0 S: 4	H: 1 LOB: 2 BB: 1 P: 8	1B: 5 2B: 0 3B: 0 HR: 2	SF: 0 SAC: 1 DP: 2 HBP: 1	WP: 0 PB: 0 SB: 1 CS: 0	PA: 41			
PITCHER	IP	WLS	BF	H	R	ER	SO	BB	IBB	HBP	BLK	WP	HR	S	P	ERA	WHIP								
Mike Wegener, R (1,1) ERA: 4.57	4.1	L	21	4	4	4	2	4	0	1	0	0	1	20	37	8.31	1.846								
Don Shaw, L (5,1) ERA: 5.29	2.2		12	2	3	3	1	2	1	0	0	0	1	11	23	10.12	1.500								
Claude Raymond, R (8,1) ERA: 5.09	2.0		8	1	0	0	0	0	1	0	0	0	0	7	11	0.00	0.500								

Batter	1	2	3	4	5	6	7	8	9	AB	R	H	RBI	BB	SO	LOB	BOTTOM								
Ty Cline, L (1,8) OBP: 0.377, SLG: 0.353	L8	L4-3			1B		L7		L4-3	5	0	1	0	0	0	1	San Francisco Giants @ Montreal Expos Jarry Park, Montreal, QB Fri Aug 22 1969, 7:05 PM EDT Unknown livebaseballscorecards.com								
Gary Sutherland, R (1,4) OBP: 0.287, SLG: 0.313	K				F4		F7		6-3	5	0	1	0	0	1	1									
Rusty Staub, L (1,9) OBP: 0.399, SLG: 0.499	1B				4-3		K		1B	3	1	1	0	1	1	1									
Ron Fairly, L (1,3) OBP: 0.364, SLG: 0.526	1B				F8		HR		2B	4	2	3	1	0	0	0									
Mack Jones, L (1,7) OBP: 0.382, SLG: 0.491	K				4-3		FC4-6 HBP		1B	3	1	1	2	0	1	2									
Kevin Collins, L (1,5) OBP: 0.257, SLG: 0.378					HR		FC4-6		1B	4	1	3	1	0	0	1									
Ron Brand, R (1,2) OBP: 0.326, SLG: 0.300					2B		1-2		1B	4	0	1	0	0	1	2									
Bobby Wine, R (1,6) OBP: 0.248, SLG: 0.260					K		G6-3		1B	2	0	0	0	0	0	1									
Coco Laboy, R (6, PH) OBP: 0.321, SLG: 0.435					6-3		1-2		K	2	0	0	0	0	1	2									
Mike Wegener, R (1,1) OBP: 0.310, SLG: 0.317					K		K		4-3	1	0	1	0	0	0	0									
Don Shaw, L (5,1)										1	0	0	0	0	1	0									
Floyd Wicker, L (7, PH) OBP: 0.146, SLG: 0.103										1	0	0	0	0	1	0									
Claude Raymond, R (8,1) OBP: 0.286, SLG: 0.286										0	0	0	0	0	0	0									
Jose Herrera, R (9, PH) OBP: 0.256, SLG: 0.481										1	0	0	0	0	0	0									
Inning Stats	R: 0 E: 0 K: 2 S: 8	H: 1 LOB: 2 BB: 1 P: 12	R: 1 E: 0 K: 0 S: 5	H: 2 LOB: 1 BB: 0 P: 5	R: 0 E: 0 K: 1 S: 6	H: 1 LOB: 0 BB: 0 P: 3	R: 0 E: 0 K: 1 S: 6	H: 1 LOB: 1 BB: 0 P: 6	R: 0 E: 0 K: 2 S: 8	H: 1 LOB: 1 BB: 0 P: 8	R: 1 E: 0 K: 0 S: 4	H: 2 LOB: 1 BB: 0 P: 5	R: 0 E: 0 K: 1 S: 5	H: 0 LOB: 0 BB: 0 P: 5	R: 3 E: 0 K: 1 S: 8	H: 4 LOB: 0 BB: 0 P: 8	R: 0 E: 0 K: 0 S: 3	H: 0 LOB: 0 BB: 0 P: 3	1B: 8 2B: 2 3B: 0 HR: 2	SF: 0 SAC: 0 DP: 2 HBP: 1	WP: 0 PB: 0 SB: 0 CS: 0	PA: 38			
PITCHER	IP	WLS	BF	H	R	ER	SO	BB	IBB	HBP	BLK	WP	HR	S	P	ERA	WHIP								
Bobby Bolin, R (1,1) ERA: 4.37	5.1	W	25	8	2	2	5	1	0	0	0	0	0	2	33	3.38	1.688								
Frank Linzy, R (6,1) ERA: 3.7	3.2	S	13	4	3	3	2	0	0	0	0	0	0	17	17	7.36	1.091								

Batter	1	2	3	4	5	6	7	8	9	AB	R	H	RBI	BB	SO	LOB	TOP																			
Don Mason, L (1, 5) OBP: 0.304, SLG: 0.249										5	0	2	0	0	2	3	San Francisco Giants @ Montreal Expos Jarry Park, Montreal, QB Fri Aug 22 1969, 7:05 PM EDT Att: 28,561 - Unknown																			
Ron Hunt, R (1, 4) OBP: 0.347, SLG: 0.324										4	1	2	3	1	0	1																				
Dave Marshall, L (1, 7) OBP: 0.356, SLG: 0.308										2	1	1	1	3	0	0																				
Willie McCovey, L (1, 3) OBP: 0.454, SLG: 0.695										1	2	0	0	2	0	3																				
Bob Burda, L (6, 3) OBP: 0.319, SLG: 0.424									2	0	0	0	0	0	0	4																				
Bobby Bonds, R (1, 8) OBP: 0.350, SLG: 0.477										3	1	0	1	1	1	1																				
Ken Henderson, S (1, 9) OBP: 0.290, SLG: 0.336										5	1	1	2	0	1	2																				
Jack Hiatt, R (1, 2) OBP: 0.344, SLG: 0.325										3	2	1	1	2	0	0																				
Hal Lanier, R (1, 6) OBP: 0.252, SLG: 0.251										3	2	0	0	1	0	3																				
Mike McCormick, L (1, 1) OBP: 0.214, SLG: 0.231										3	0	0	1	1	2	2																				
Inning Stats	R: 0 E: 0 K: 1 S: 5	H: 0 LOB: 0 BB: 5 P: 5	R: 4 E: 1 K: 1 S: 7	H: 1 LOB: 3 BB: 5 P: 27	R: 0 E: 0 K: 0 S: 3	H: 0 LOB: 0 BB: 0 P: 3	R: 0 E: 0 K: 0 S: 3	H: 0 LOB: 0 BB: 0 P: 3	R: 4 E: 0 K: 0 S: 6	H: 4 LOB: 0 BB: 1 P: 10	R: 0 E: 0 K: 1 S: 5	H: 1 LOB: 0 BB: 0 P: 5	R: 0 E: 0 K: 0 S: 2	H: 0 LOB: 0 BB: 1 P: 6	R: 2 E: 0 K: 2 S: 8	H: 1 LOB: 3 BB: 4 P: 24	R: 0 E: 0 K: 1 S: 5	H: 0 LOB: 0 BB: 0 P: 5	1B: 6 2B: 0 3B: 1 HR: 0	SF: 1 SAC: 0 DP: 3 HBP: 0	WP: 0 PA: 43 PB: 0 CS: 0															
PITCHER	IP WLS BF H R ER SO BB IBB HBP BLK WP HR S P ERA WHIP	IP WLS BF H R ER SO BB IBB HBP BLK WP HR S P ERA WHIP																																		
Steve Renko, R (1, 1) ERA: 5.56	3.0	16	5	4	4	1	1	1	0	0	0	0	0	0	16	24	12.00	2.000																		
Howie Reed, R (2, 1) ERA: 4.5	1.2	4	1	0	0	1	0	0	0	0	0	0	0	6	6	0.00	0.600																			
Don Shaw, L (5, 1) ERA: 5.12	2.0	11	1	2	2	2	5	0	0	0	0	0	0	10	30	9.00	3.000																			
Dan McGinn, L (7, 1) ERA: 4.37	1.0	3	0	0	0	1	0	0	0	0	0	0	0	5	5	0.00	0.000																			
Claude Raymond, R (9, 1) ERA: 5.0																																				

Batter	1	2	3	4	5	6	7	8	9	AB	R	H	RBI	BB	SO	LOB	BOTTOM																		
Gary Sutherland, R (1, 4) OBP: 0.291, SLG: 0.316										3	1	2	0	1	0	2	San Francisco Giants @ Montreal Expos Jarry Park, Montreal, QB Fri Aug 22 1969, 7:05 PM EDT Att: 28,561 - Unknown																		
Rusty Staub, L (1, 9) OBP: 0.400, SLG: 0.497										2	0	0	0	1	2	2																			
Bob Bailey, R (1, 3) OBP: 0.331, SLG: 0.422										3	0	0	0	1	2	4																			
Coco Laboy, R (1, 5) OBP: 0.321, SLG: 0.433										4	0	1	1	0	1	3																			
Jose Herrera, R (1, 7) OBP: 0.345, SLG: 0.463										3	0	0	0	0	0	4																			
Dan McGinn, L (7, 1) OBP: 0.208, SLG: 0.333										0	0	0	0	0	0	0																			
John Boccabella, R (6, PH) OBP: 0.159, SLG: 0.182										1	0	0	0	0	0	1																			
Claude Raymond, R (9, 1) OBP: 0.286, SLG: 0.286										0	0	0	0	0	0	0																			
Adolfo Phillips, R (1, 8) OBP: 0.316, SLG: 0.336										4	0	0	0	0	0	0																			
John Bateman, R (1, 2) OBP: 0.253, SLG: 0.321										4	1	0	0	0	0	0																			
Bobby Wine, R (1, 6) OBP: 0.252, SLG: 0.263										4	0	2	1	0	0	0																			
Steve Renko, R (1, 1) OBP: 0.300, SLG: 0.450										0	0	0	0	0	0	0																			
Howie Reed, R (2, 1) OBP: 0.241, SLG: 0.308										1	0	0	0	0	1	0																			
Don Shaw, L (5, 1) OBP: 0.326, SLG: 0.301										0	0	0	0	0	0	0																			
Ron Brand, R (6, PH) OBP: 0.326, SLG: 0.301										3	0	1	0	0	0	1																			
Inning Stats	R: 0 E: 0 K: 2 S: 7	H: 1 LOB: 1 BB: 0 P: 7	R: 0 E: 0 K: 0 S: 3	H: 0 LOB: 0 BB: 0 P: 3	R: 0 E: 0 K: 1 S: 5	H: 0 LOB: 0 BB: 0 P: 5	R: 0 E: 0 K: 1 S: 6	H: 1 LOB: 2 BB: 1 P: 10	R: 0 E: 0 K: 0 S: 3	H: 0 LOB: 0 BB: 0 P: 3	R: 1 E: 0 K: 1 S: 6	H: 1 LOB: 2 BB: 2 P: 14	R: 0 E: 0 K: 0 S: 5	H: 2 LOB: 2 BB: 0 P: 5	R: 0 E: 0 K: 1 S: 5	H: 0 LOB: 1 BB: 0 P: 6	R: 1 E: 1 K: 0 S: 4	H: 1 LOB: 0 BB: 0 P: 4	1B: 6 2B: 1 3B: 0 HR: 0	SF: 0 SAC: 0 DP: 2 HBP: 1	WP: 1 PA: 36 PB: 0 CS: 1														
PITCHER	IP WLS BF H R ER SO BB IBB HBP BLK WP HR S P ERA WHIP	IP WLS BF H R ER SO BB IBB HBP BLK WP HR S P ERA WHIP																																	
Mike McCormick, L (1, 1) ERA: 3.35	9.0	W	36	6	2	1	6	3	0	1	0	1	0	44	57	1.00	1.000																		



Batter	1	2	3	4	5	6	7	8	9	AB R H RBI BB SO LOB	TOP												
Don Mason, L OBP: 0.314, SLG: 0.259 (1, 5)	F5			SH2-3					L6-3	4 1 3 2 1 0 0	San Francisco Giants @ Montreal Expos Jarry Park, Montreal, QB Sat Aug 23 1969, 7:05 PM EDT Att: 23,951 - Unknown												
Ron Hunt, R OBP: 0.347, SLG: 0.320 (1, 4)	1B	6-3		4-3					L6-3	4 0 0 0 0 1 6													
Willie Mays, R OBP: 0.368, SLG: 0.451 (1, 8)	F7								F8	5 1 3 2 1 0 1													
Willie McCovey, L OBP: 0.456, SLG: 0.692 (1, 3)										3 0 1 1 2 0 3													
Bobby Bonds, R OBP: 0.350, SLG: 0.480 (1, 9)										4 0 1 0 1 2 5													
Ken Henderson, S OBP: 0.292, SLG: 0.338 (1, 7)	F8									4 1 1 1 1 1 4													
Dick Dietz, R OBP: 0.359, SLG: 0.390 (1, 2)										4 2 2 0 1 0 1													
Hal Lanier, R OBP: 0.252, SLG: 0.250 (1, 6)										2 0 0 0 1 2 0													
Ray Sadecki, L OBP: 0.222, SLG: 0.219 (1, 1)										2 1 0 0 3 1 3													
Inning Stats	R: 0 E: 0 K: 0 S: 4	H: 1 LOB: 3 BB: 1 P: 9	R: 0 E: 0 K: 1 S: 6	H: 1 LOB: 2 BB: 1 P: 10	R: 1 E: 0 K: 0 S: 4	H: 2 LOB: 1 BB: 1 P: 8	R: 0 E: 0 K: 1 S: 5	H: 0 LOB: 1 BB: 1 P: 9	R: 0 E: 0 K: 1 S: 6	H: 2 LOB: 1 BB: 0 P: 6		R: 2 E: 0 K: 2 S: 8	H: 1 LOB: 3 BB: 3 P: 21	R: 3 E: 0 K: 1 S: 7	H: 2 LOB: 2 BB: 3 P: 19	R: 0 E: 0 K: 1 S: 6	H: 1 LOB: 2 BB: 1 P: 10	R: 0 E: 0 K: 0 S: 3	H: 1 LOB: 0 BB: 0 P: 3	1B: 8 2B: 4 3B: 1 HR: 0	SF: 0 SAC: 3 DP: 3 HBP: 2	WP: 0 PB: 0 SB: 1 CS: 0	PA: 48
PITCHER	IP WLS BF H R ER SO BB IBB HBP BLK WP HR S P ERA WHIP											PITCHER	IP WLS BF H R ER SO BB IBB HBP BLK WP HR S P ERA WHIP										
Gary Waslewski, R ERA: 3.38 (1, 1)	5.2 L 31 7 3 3 4 7 0 2 0 0 0 0 30 60 4.76 2.471																						
Claude Raymond, R ERA: 4.97 (6, 1)	0.1 1 0 0 0 1 0 0 0 0 0 0 0 3 3 0.00 0.000																						
Mike Wegener, R ERA: 4.7 (7, 1)	0.1 3 0 2 2 0 2 0 0 0 0 0 0 1 9 54.00 6.000																						
Dan McGinn, L ERA: 4.39 (7, 1)	1.2 10 3 1 1 2 1 1 0 0 0 0 0 12 20 5.40 2.400																						
Don Shaw, L ERA: 5.02 (9, 1)	1.0 3 1 0 0 0 0 0 0 0 0 0 0 3 3 0.00 1.000																						
Batter	1	2	3	4	5	6	7	8	9	AB R H RBI BB SO LOB	BOTTOM												
Gary Sutherland, R OBP: 0.288, SLG: 0.313 (1, 4)	F8								FC5-4	4 0 0 0 0 0 4	San Francisco Giants @ Montreal Expos Jarry Park, Montreal, QB Sat Aug 23 1969, 7:05 PM EDT Att: 23,951 - Unknown												
Rusty Staub, L OBP: 0.397, SLG: 0.492 (1, 9)	3-1								G3	4 0 0 0 0 1 2													
Bob Bailey, R OBP: 0.328, SLG: 0.416 (1, 3)	6-3								6-3	4 0 0 0 0 0 0													
Coco Laboy, R OBP: 0.320, SLG: 0.432 (1, 5)										4 0 1 0 0 3 0													
Jose Herrera, R OBP: 0.333, SLG: 0.447 (1, 7)										3 0 0 0 0 1 1													
Ron Fairly, L OBP: 0.364, SLG: 0.523 (1, 8)										3 0 1 0 0 1 0													
Ron Brand, R OBP: 0.326, SLG: 0.298 (1, 2)										2 0 0 0 1 0 0													
Bobby Wine, R OBP: 0.249, SLG: 0.260 (1, 6)										3 0 0 0 0 0 2													
Gary Waslewski, R OBP: 0.288, SLG: 0.313 (1, 1)										1 0 0 0 0 0 0													
Claude Raymond, R OBP: 0.288, SLG: 0.313 (6, 1)										0 0 0 0 0 0 0													
John Satterfield, L OBP: 0.257, SLG: 0.286 (6, 9)										1 0 1 0 0 0 0													
Floyd Wicks, L OBP: 0.257, SLG: 0.325 (6, 9)										0 0 0 0 0 0 0													
Mike Wegener, R OBP: 0.350, SLG: 0.480 (7, 1)										0 0 0 0 0 0 0													
Dan McGinn, L OBP: 0.292, SLG: 0.338 (7, 1)										0 0 0 0 0 0 0													
John Boccabella, R OBP: 0.157, SLG: 0.176 (8, 9)										1 0 0 0 0 1 2													
Don Shaw, L ERA: 5.02 (9, 1)										0 0 0 0 0 0 0													
Inning Stats	R: 0 E: 0 K: 0 S: 3	H: 0 LOB: 0 BB: 0 P: 3	R: 0 E: 0 K: 1 S: 5	H: 1 LOB: 0 BB: 0 P: 5	R: 0 E: 0 K: 0 S: 4	H: 0 LOB: 0 BB: 0 P: 4	R: 0 E: 0 K: 2 S: 7	H: 0 LOB: 0 BB: 0 P: 7	R: 0 E: 0 K: 1 S: 5	H: 0 LOB: 0 BB: 0 P: 5	R: 0 E: 0 K: 0 S: 4	H: 1 LOB: 2 BB: 0 P: 4	R: 0 E: 0 K: 1 S: 5	H: 0 LOB: 0 BB: 0 P: 5	R: 0 E: 0 K: 1 S: 6	H: 1 LOB: 2 BB: 1 P: 10	R: 0 E: 0 K: 1 S: 5	H: 0 LOB: 0 BB: 0 P: 5	1B: 3 2B: 0 3B: 0 HR: 0	SF: 0 SAC: 0 DP: 1 HBP: 0	WP: 0 PB: 0 SB: 0 CS: 1	PA: 32	
PITCHER	IP WLS BF H R ER SO BB IBB HBP BLK WP HR S P ERA WHIP											PITCHER	IP WLS BF H R ER SO BB IBB HBP BLK WP HR S P ERA WHIP										
Ray Sadecki, L ERA: 4.33 (1, 1)	9.0 W 31 3 0 0 7 1 0 0 0 0 0 0 44 48 0.00 0.444																						



Batter	1	2	3	4	5	6	7	8	9	AB	R	H	RBI	BB	SO	LOB	TOP								
Don Mason, L (1,5) OBP: 0.321, SLG: 0.263	F7		K		L3		BB 1B		WP 2B	4	2	0	1	1	1		San Francisco Giants @ Montreal Expos Jarry Park, Montreal, QB Sun Aug 24 1969, 3:33 AM EDT Att: 23,784 - Unknown								
Ron Hunt, R (1,4) OBP: 0.345, SLG: 0.321	K		K		L3		L8		G3 SF8 2B	5	1	1	1	0	2	3									
Dave Marshall, L (1,7) OBP: 0.353, SLG: 0.302	K			HR	K		K		G3	4	1	0	0	1	3	2									
Willie McCovey, L (1,3)		3-1		HR			F7			3	1	1	2	2	0	0									
Bobby Bonds, R (1,8) OBP: 0.351, SLG: 0.486		5-3		6-3			BB		IBB	4	1	2	3	0	0	0									
Ken Henderson, S (1,9) OBP: 0.293, SLG: 0.337				BB	F9		3-1		F6	4	0	1	0	1	0	3									
Dick Dietz, R (1,2) OBP: 0.361, SLG: 0.386				BB	1B					2	0	0	0	1	1	1									
Hal Lanier, R (1,6) OBP: 0.252, SLG: 0.250			K		F9				6-3	4	0	1	0	0	1	2									
Juan Marichal, R (1,1) OBP: 0.167, SLG: 0.172				1B			FC5-4		K	4	0	1	0	0	2	4									
Inning Stats	R: 0 E: 0 K: 2 S: 7	H: 0 LOB: 0 BB: 0 P: 7	R: 0 E: 0 K: 1 S: 5	H: 0 LOB: 1 BB: 1 P: 9	R: 0 E: 0 K: 3 S: 10	H: 1 LOB: 1 BB: 0 P: 10	R: 2 E: 0 K: 1 S: 7	H: 2 LOB: 2 BB: 2 P: 15	R: 0 E: 0 K: 1 S: 4	H: 0 LOB: 0 BB: 1 P: 8	R: 1 E: 0 K: 0 S: 5	H: 2 LOB: 2 BB: 0 P: 6	R: 1 E: 0 K: 1 S: 7	H: 2 LOB: 2 BB: 1 P: 11	R: 0 E: 0 K: 1 S: 5	H: 0 LOB: 0 BB: 0 P: 5		R: 2 E: 0 K: 0 S: 5	H: 2 LOB: 1 BB: 1 P: 9	1B: 6 2B: 2 3B: 0 HR: 2	SF: 1 SAC: 0 DP: 1 HBP: 1	WP: 1 PB: 0 SB: 0 CS: 0	PA: 42		
PITCHER	IP	WLS	BF	H	R	ER	SO	BB	IBB	HBP	BLK	WP	HR	S	P	ERA	WHIP								
Bill Stoneman, R (1,1) ERA: 4.82	6.2		32	7	4	4	9	5	0	1	0	0	2	44	65	5.40	1.800								
Dan McGinn, L (7,1) ERA: 4.37	0.1		1	0	0	0	0	0	0	0	0	0	0	1	1	0.00	0.000								
Claude Raymond, R (8,1) ERA: 5.11	2.0	L	9	2	2	2	1	0	1	0	0	1	0	10	14	9.00	1.000								

Batter	1	2	3	4	5	6	7	8	9	AB	R	H	RBI	BB	SO	LOB	BOTTOM								
Gary Sutherland, R (1,4) OBP: 0.287, SLG: 0.311	1-3	5-3			F8		L1-6-3		G4-6-3	5	0	1	0	0	0	1	San Francisco Giants @ Montreal Expos Jarry Park, Montreal, QB Sun Aug 24 1969, 3:33 AM EDT Att: 23,784 - Unknown								
Ty Cline, L (1,8) OBP: 0.372, SLG: 0.348			L8		K		L1-6-3		L3	5	1	1	0	0	1	2									
Rusty Staub, L (1,9) OBP: 0.396, SLG: 0.490							F8		F8	4	1	1	0	0	1	0									
Ron Fairly, L (1,3) OBP: 0.371, SLG: 0.527					6-3				1B	4	1	3	1	0	0	0									
Mack Jones, L (1,7) OBP: 0.385, SLG: 0.491					6-3		5-3		1B	2	1	1	0	1	1	2									
Coco Laboy, R (1,5) OBP: 0.321, SLG: 0.434					5-3				6-4-3	4	0	2	2	0	1	3									
Ron Brand, R (1,2) OBP: 0.321, SLG: 0.293					6-3				6-4-3	4	0	0	1	0	0	6									
Bobby Wine, R (1,6) OBP: 0.246, SLG: 0.256					L9				K	4	0	0	0	0	1	2									
Bill Stoneman, R (1,1) OBP: 0.109, SLG: 0.083										2	0	0	0	0	2	0									
Dan McGinn, L (7,1) OBP: 0.209, SLG: 0.333										0	0	0	0	0	0	0									
Kevin Collins, L (7,PH) OBP: 0.255, SLG: 0.374										1	0	0	0	0	0	1									
Claude Raymond, R (8,1) OBP: 0.286, SLG: 0.286										0	0	0	0	0	0	0									
Bob Bailey, R (9,PH) OBP: 0.330, SLG: 0.418										1	0	1	0	0	0	0									
Inning Stats	R: 2 E: 0 K: 1 S: 9	H: 4 LOB: 2 BB: 0 P: 9	R: 0 E: 0 K: 1 S: 5	H: 0 LOB: 0 BB: 0 P: 5	R: 0 E: 0 K: 1 S: 5	H: 0 LOB: 0 BB: 0 P: 5	R: 0 E: 0 K: 0 S: 3	H: 0 LOB: 1 BB: 0 P: 4	R: 0 E: 0 K: 2 S: 7	H: 0 LOB: 0 BB: 0 P: 7	R: 0 E: 0 K: 1 S: 6	H: 1 LOB: 2 BB: 1 P: 10	R: 0 E: 1 K: 0 S: 4	H: 1 LOB: 1 BB: 0 P: 4	R: 2 E: 0 K: 1 S: 8	H: 3 LOB: 1 BB: 0 P: 8	R: 0 E: 0 K: 0 S: 3	H: 1 LOB: 0 BB: 0 P: 3	1B: 9 2B: 1 3B: 0 HR: 0	SF: 0 SAC: 0 DP: 2 HBP: 1	WP: 0 PB: 0 SB: 0 CS: 0	PA: 38			
PITCHER	IP	WLS	BF	H	R	ER	SO	BB	IBB	HBP	BLK	WP	HR	S	P	ERA	WHIP								
Juan Marichal, R (1,1) ERA: 2.37	9.0	W	38	10	4	4	7	1	0	1	0	0	0	50	55	4.00	1.222								

Batter	1	2	3	4	5	6	7	8	9	AB	R	H	RBI	BB	SO	LOB	TOP		
Tony Taylor, R OBP: 0.318, SLG: 0.346 (1, 4)	K		F9			FC6-4 1B 1-3 2-H		1-3		4	1	1	1	0	1	1	Philadelphia Phillies @ San Francisco Giants Candlestick Park, San Francisco, CA Tue Aug 26 1969, 6:33 AM EDT Att: 5,208 - Unknown		
Larry Hise, R OBP: 0.340, SLG: 0.480 (1, 8)	B2-3			K		E5 FC6-4		K		4	0	0	1	0	2	1			
Dick Allen, R OBP: 0.385, SLG: 0.639 (1, 3)	5-3			1-3		FC6-4 1B 1-2 2-3 WP		6-3		4	1	0	0	0	0	2			
Johnny Callison, L OBP: 0.337, SLG: 0.441 (1, 9)		6-3		F8		F5			1B 6-3 1B	4	0	1	0	0	0	2			
Deron Johnson, R OBP: 0.339, SLG: 0.453 (1, 7)		5-3			6-3	WP 1B 1-3 3-H		6-3	1B 1-2	4	0	1	1	0	0	1			
Rick Joseph, R OBP: 0.342, SLG: 0.434 (1, 5)		5-3			K	F8 1-2 3-H			1B 2-3	4	0	1	0	0	1	1			
Dave Watkins, R OBP: 0.283, SLG: 0.288 (7, PH)			K						K	2	0	0	0	0	1	0			
Terry Harmon, R OBP: 0.328, SLG: 0.285 (7, 2)				1-3					K	1	0	0	0	0	1	0			
Mike Ryan, R OBP: 0.267, SLG: 0.344 (7, 2)									K	1	0	0	0	0	1	2			
Don Money, R OBP: 0.287, SLG: 0.319 (1, 6)			F9			4-0 2B BB		4-3	K	3	1	0	0	1	1	2			
Jerry Johnson, R OBP: 0.194, SLG: 0.147 (3, 1)						4-0 2B E BB			F9	1	0	1	0	0	0	0			
Lowell Palmer, R OBP: 0.290, SLG: 0.316 (6, PH)										0	0	0	0	0	0	0			
Ron Stone, L OBP: 0.346, SLG: 0.357 (6, 1)										0	0	1	0	0	1	0			
John Boozar, R OBP: 0.294, SLG: 0.143 (7, PH)										0	0	0	0	0	0	0			
Cookie Rojas, R OBP: 0.294, SLG: 0.299 (7, 1)										0	0	0	0	0	0	0			
Al Ruffo, R OBP: 0.296, SLG: 0.167 (7, 1)										0	0	0	0	0	0	0			
Inning Stats	R: 0 E: 0 K: 1 S: 5	H: 0 LOB: 0 BB: 0 P: 5	R: 0 E: 0 K: 0 S: 3	H: 0 LOB: 0 BB: 0 P: 3	R: 0 E: 0 K: 1 S: 6	H: 1 LOB: 1 BB: 0 P: 6	R: 0 E: 0 K: 1 S: 5	H: 0 LOB: 0 BB: 0 P: 5	R: 0 E: 0 K: 1 S: 5	H: 0 LOB: 0 BB: 0 P: 5	R: 4 E: 1 K: 0 S: 6	H: 2 LOB: 1 BB: 2 P: 14	R: 0 E: 0 K: 1 S: 5	H: 0 LOB: 0 BB: 0 P: 5	R: 0 E: 0 K: 2 S: 9	H: 2 LOB: 2 BB: 0 P: 9	1B: 4 2B: 1 3B: 0 HR: 0	SF: 0 SAC: 0 DP: 0 HBP: 0	WP: 1 PA: 35 PB: 0 SB: 0 CS: 0
PITCHER Gaylord Perry, R ERA: 2.66 (1, 1)	IP: 9.0 WLS: W BF: 35 H: 5 R: 4 ER: 2 SO: 8 BB: 2 IBB: 0 HBP: 0 BLK: 0 WP: 1 HR: 0 S: 49 P: 57 ERA: 2.00 WHIP: 0.778															PITCHER IP: WLS: BF: H: R: ER: SO: BB: IBB: HBP: BLK: WP: HR: S: P: ERA: WHIP			

AB 33
R 4
H 5
RBI 3
BB 2
SO 8
LOB 12



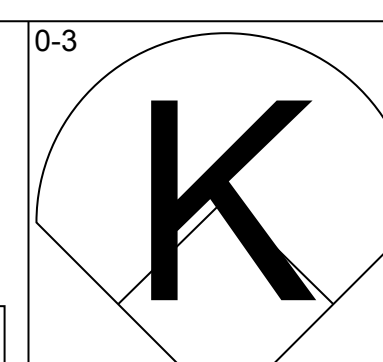
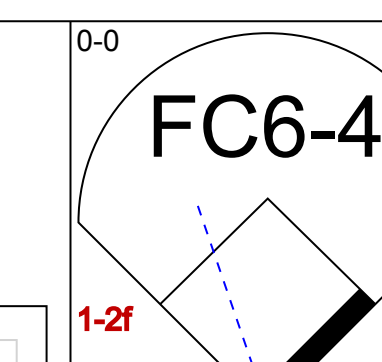
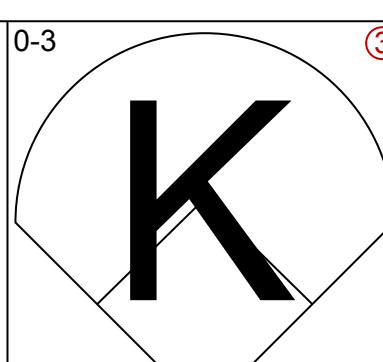
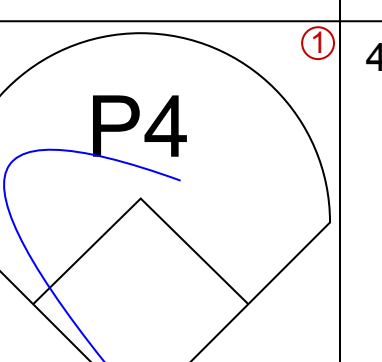
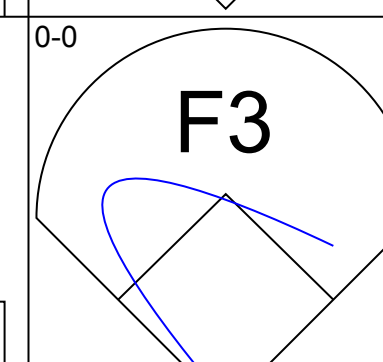
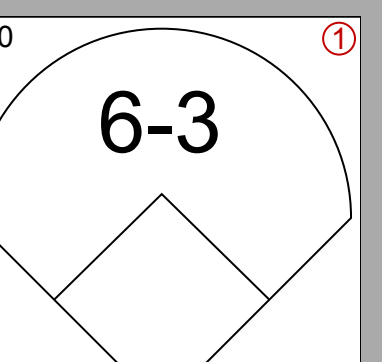
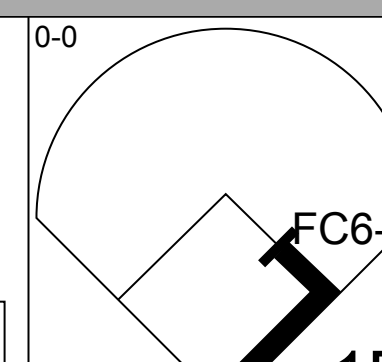
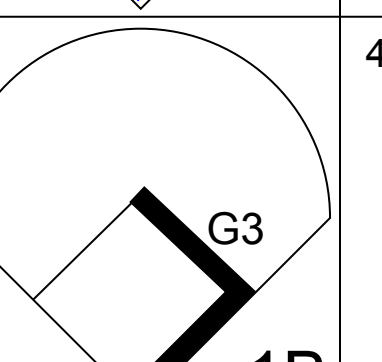
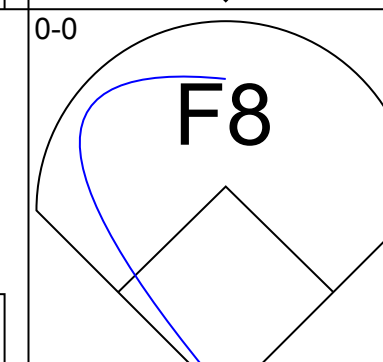
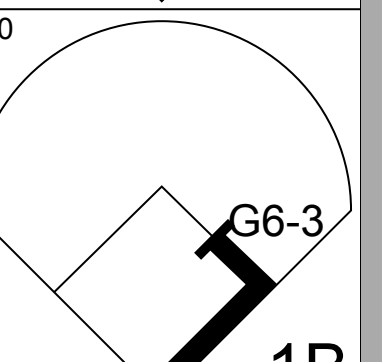
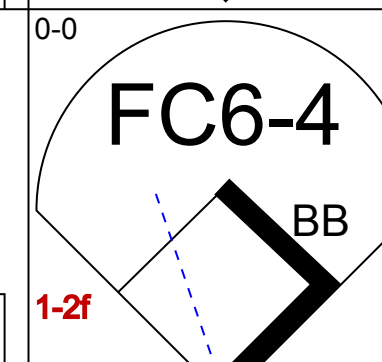
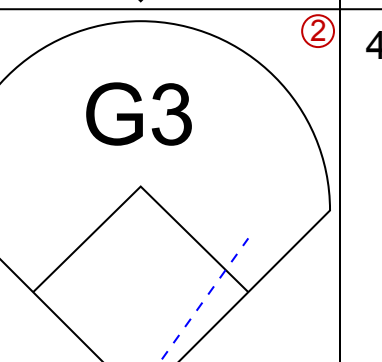
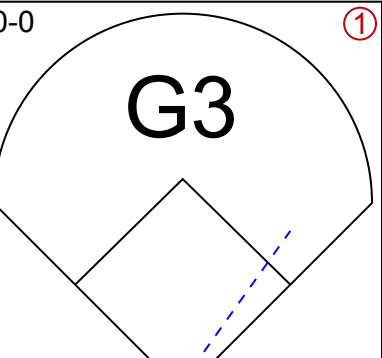
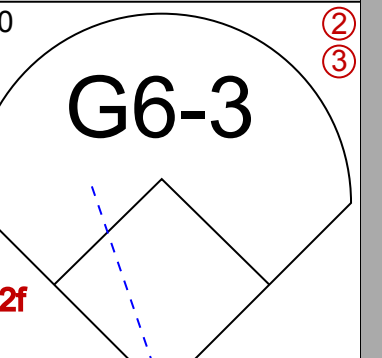
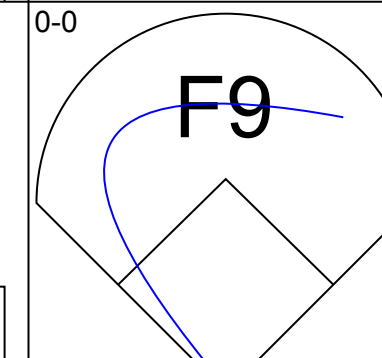
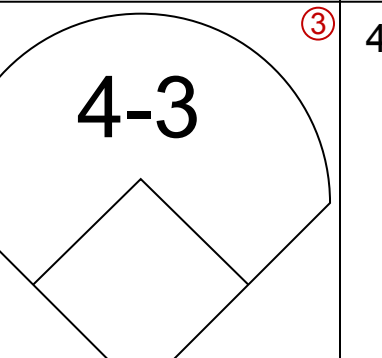
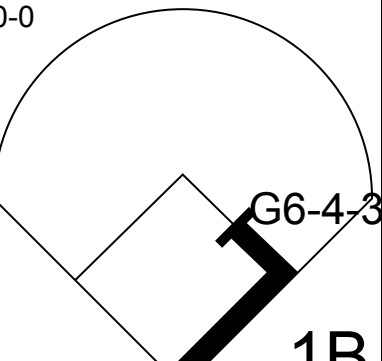
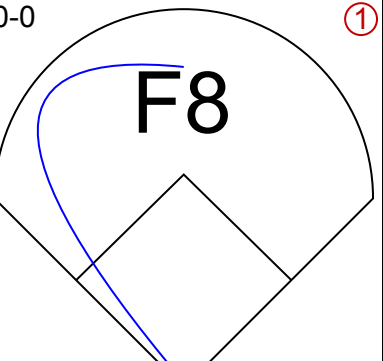
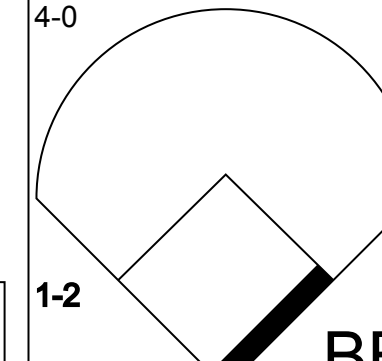
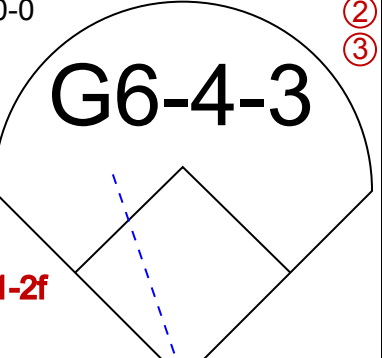
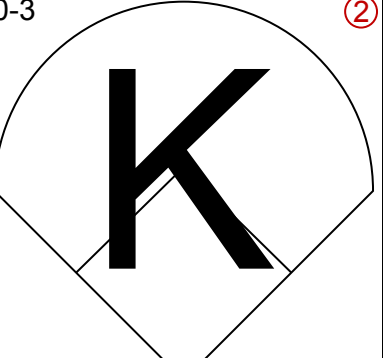
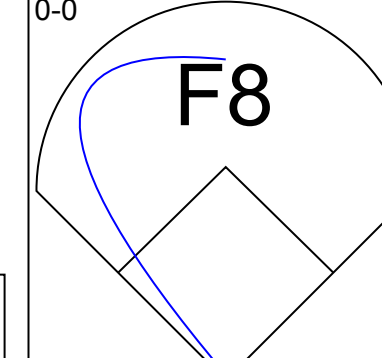
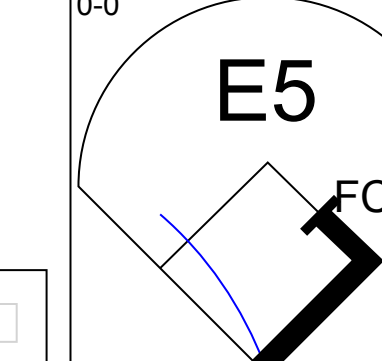
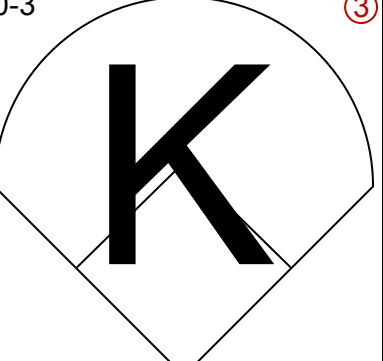
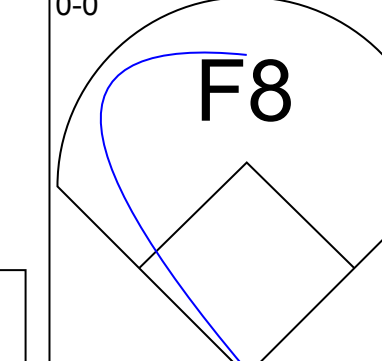
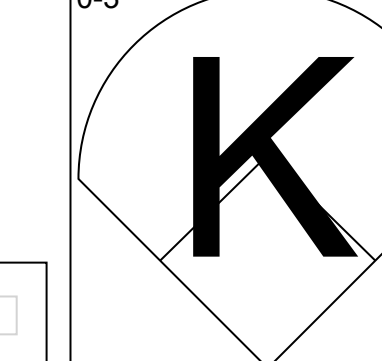
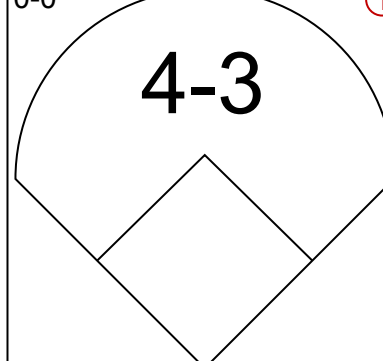
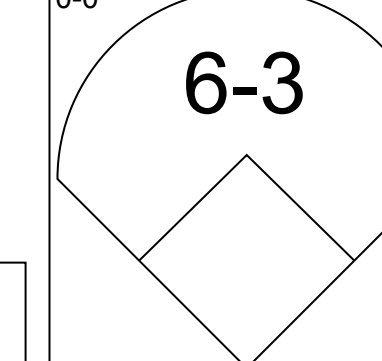
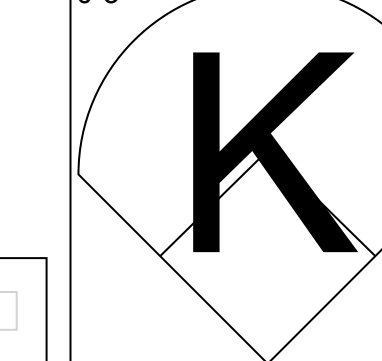

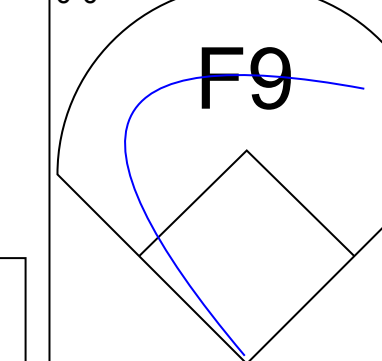
Batter	1	2	3	4	5	6	7	8	9	AB	R	H	RBI	BB	SO	LOB	BOTTOM		
Don Mason, L OBP: 0.335, SLG: 0.271 (1, 5)	1B		HR BB			1B SF7 BB		1B BB		2	3	2	1	3	0	0	Philadelphia Phillies @ San Francisco Giants Candlestick Park, San Francisco, CA Tue Aug 26 1969, 6:33 AM EDT Att: 5,208 - Unknown		
Ron Hunt, R OBP: 0.348, SLG: 0.325 (1, 4)	F9		F4		HR 1B	CS 1B		1B 1B		5	2	3	0	0	0	3			
Willie Mays, R OBP: 0.456, SLG: 0.703 (8, 7)	1B		HR BB		K			E9 G4-6-3 1B		3	2	2	0	1	1	2			
Willie McCovey, L OBP: 0.456, SLG: 0.703 (9, 3)	F8		HR		SF7			G4-6-3 1B		4	2	2	6	0	0	4			
Bob Burda, L OBP: 0.319, SLG: 0.424 (1, 9)	F8		HR		HR			HR 1B		0	0	0	0	0	0	0			
Bobby Bonds, R OBP: 0.352, SLG: 0.498 (8, 8)	6-3		K		HR			HR 1B		4	2	2	5	0	1	2			
Ken Henderson, S OBP: 0.293, SLG: 0.333 (8, 9)		G6-4-3 BB	K		F6			F9		3	0	0	0	1	1	0			
Dick Dietz, R OBP: 0.359, SLG: 0.380 (1, 2)	G6-4-3				F9			5-3		3	1	0	0	1	0	1			
Hal Lanier, R OBP: 0.251, SLG: 0.248 (1, 6)	4-3				6-3			K		3	0	0	0	0	1	0			
Gaylord Perry, R OBP: 0.168, SLG: 0.167 (1, 1)			HR BB		K			6-3		3	1	0	0	1	1	1			
Inning Stats	R: 0 E: 0 K: 0 S: 5	H: 2 LOB: 2 BB: 0 P: 5	R: 0 E: 0 K: 0 S: 2	H: 0 LOB: 0 BB: 1 P: 6	R: 4 E: 0 K: 2 S: 8	H: 1 LOB: 0 BB: 3 P: 20	R: 0 E: 0 K: 1 S: 5	H: 0 LOB: 0 BB: 0 P: 5	R: 3 E: 0 K: 1 S: 7	H: 2 LOB: 0 BB: 1 P: 11	R: 1 E: 0 K: 0 S: 3	H: 1 LOB: 0 BB: 1 P: 7	R: 4 E: 0 K: 1 S: 9	H: 4 LOB: 0 BB: 0 P: 9	R: 1 E: 1 K: 0 S: 4	H: 2 LOB: 1 BB: 1 P: 8	1B: 9 2B: 0 3B: 0 HR: 3	SF: 1 SAC: 1 DP: 2 HBP: 0	WP: 0 PA: 41 PB: 0 SB: 0 CS: 1
PITCHER Jerry Johnson, R ERA: 4.55 (1, 1)	IP: 2.1 WLS: L BF: 13 H: 3 R: 4 ER: 4 SO: 4 BB: 4 IBB: 0 HBP: 0 BLK: 0 WP: 0 HR: 1 S: 9 P: 25 ERA: 15.43 WHIP: 3.000															PITCHER IP: WLS: BF: H: R: ER: SO: BB: IBB: HBP: BLK: WP: HR: S: P: ERA: WHIP			
Lowell Palmer, R ERA: 6.07 (3, 1)	2.2 4	11 2	3 3	3 4	4 1	0 0	0 0	0 0	0 0	1 0	18 7	22 9	10.12 9.00	1.125 2.000					
John Boozar, R ERA: 4.47 (6, 1)	1.0 4	1 1	1 1	0 0	1 1	0 0	0 0	0 0	0 0	0 0	3 7	7 13	9.00 22.50	2.000 3.500					
Al Ruffo, R ERA: 4.27 (7, 1)	2.0 6	5 5	5 5	1 1	1 1	0 0	0 0	0 0	0 0	1 1	13 17	17 17	22.50 3.500						

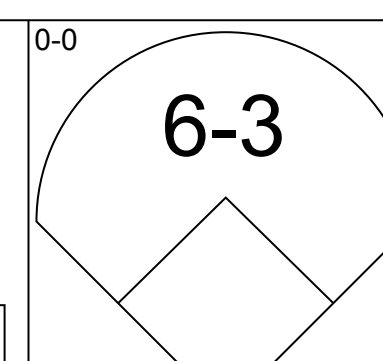
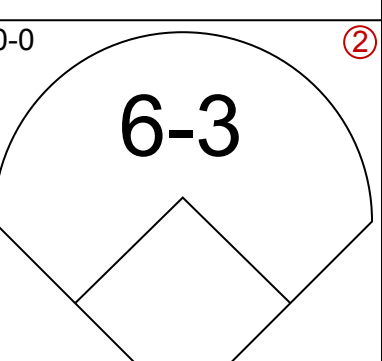
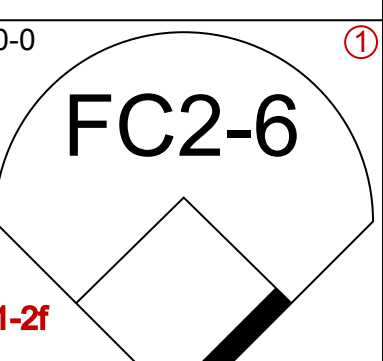
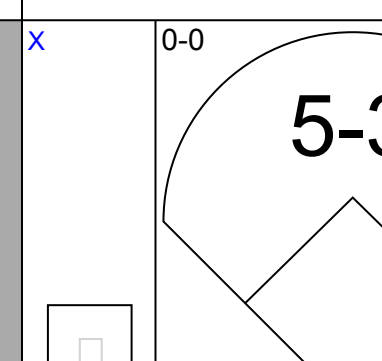
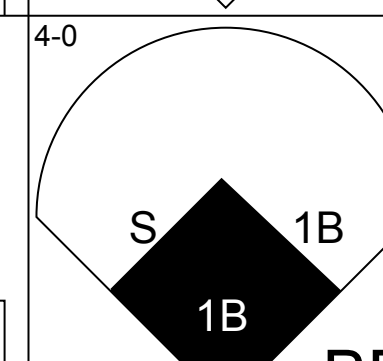
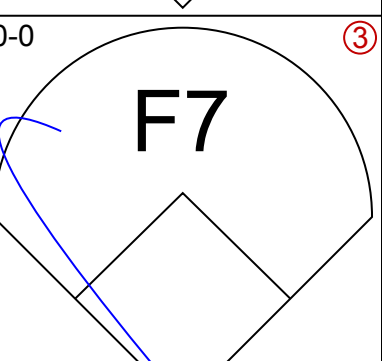
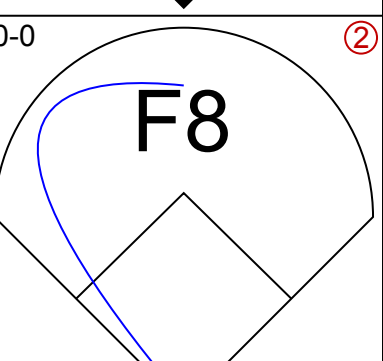
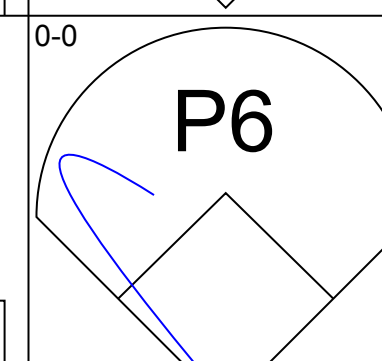
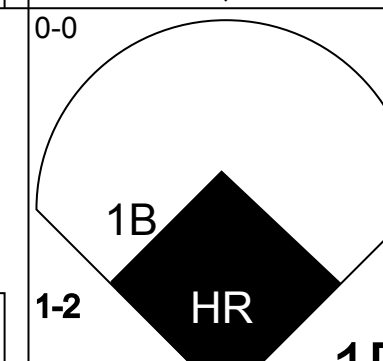
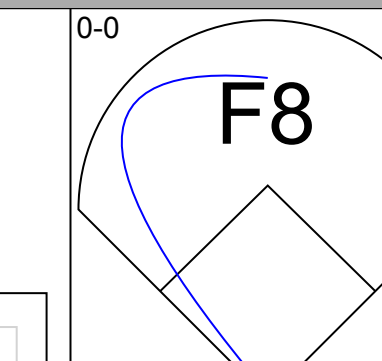
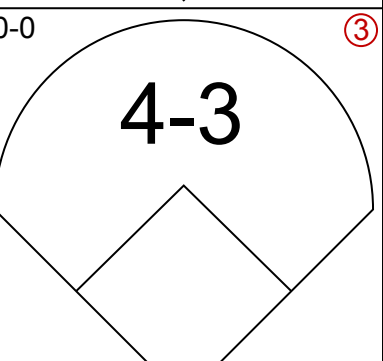
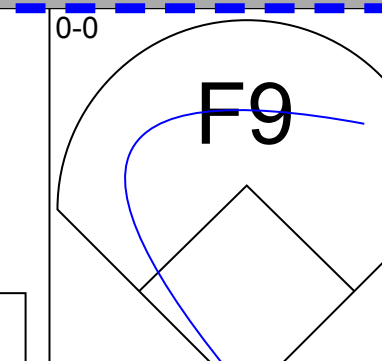
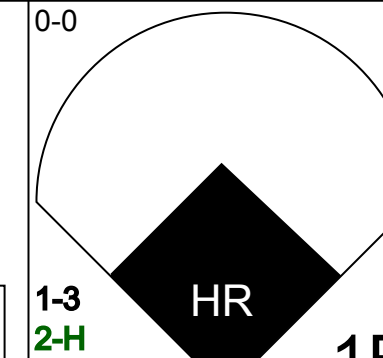
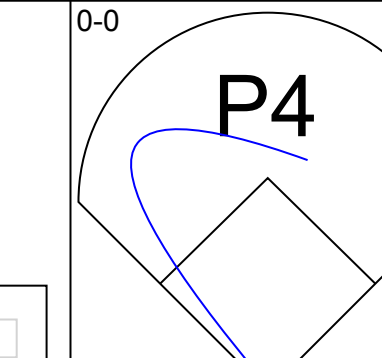
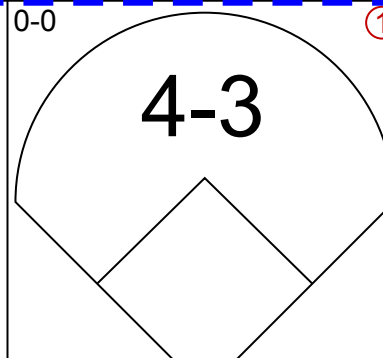
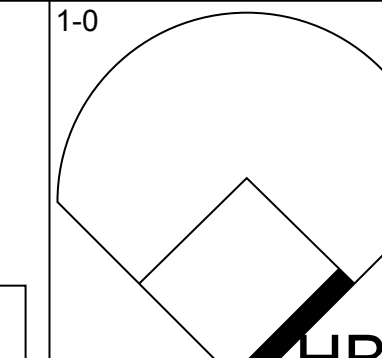
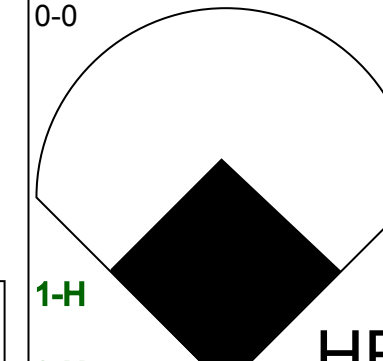
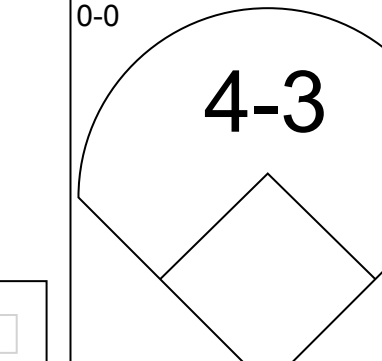
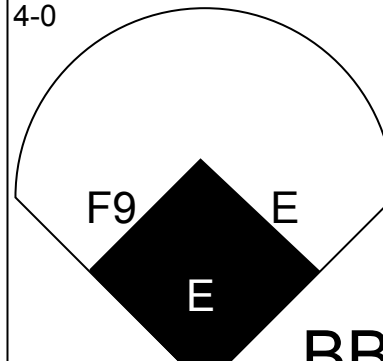
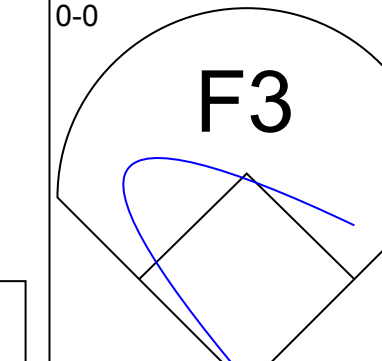
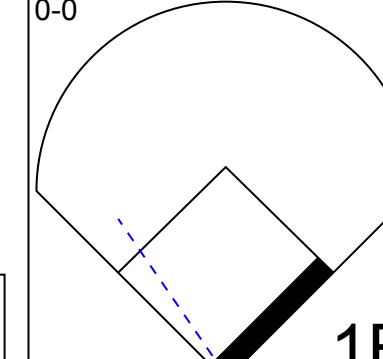
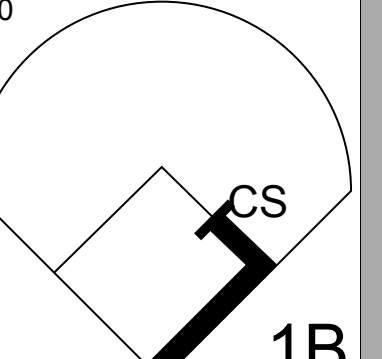
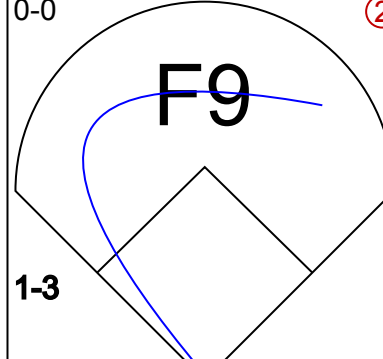
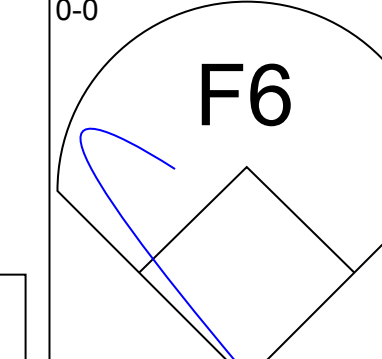
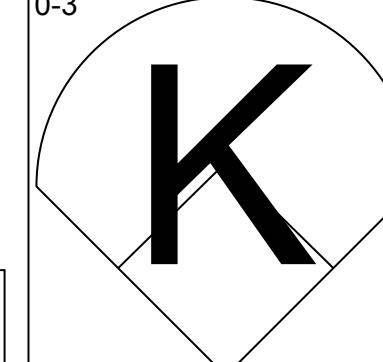

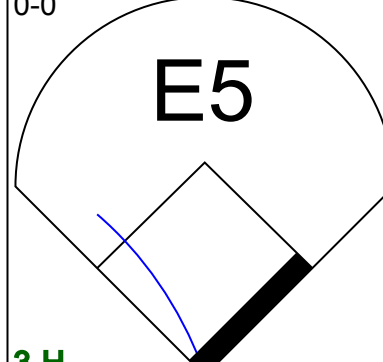
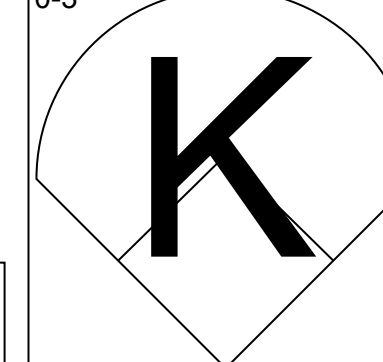
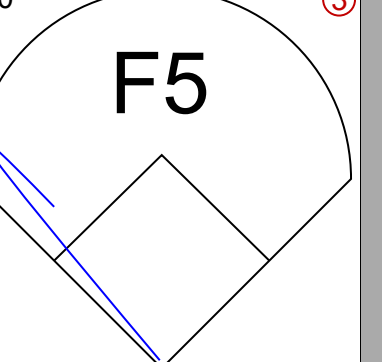
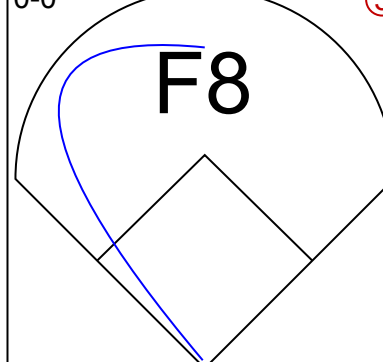
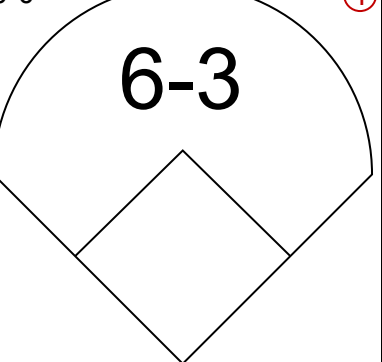
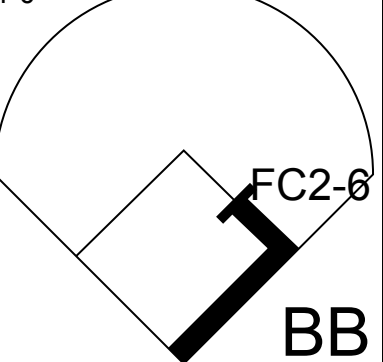
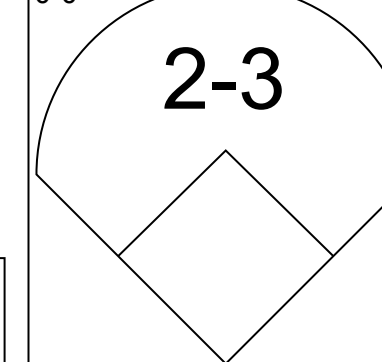
AB 31
R 13
H 12
RBI 13
BB 7
SO 5
LOB 13



Batter	1	2	3	4	5	6	7	8	9	AB	R	H	RBI	BB	SO	LOB	TOP																	
Tony Taylor, R (1.4) OBP: 0.315, SLG: 0.342	0-0 5-3		0-0 F4		0-0 HR		0-0 3-1		0-0 1-3	5	1	2	0	0	0	1	Philadelphia Phillies @ San Francisco Giants Candlestick Park, San Francisco, CA Thu Aug 28 1969, 6:33 AM EDT Att: 5,555 - Unknown																	
Johnny Callison, L (1.9) OBP: 0.338, SLG: 0.455	0-3 K		4-0 BB		0-0 F4		0-0 3-1		0-3 K	4	0	0	0	1	2	2																		
Dick Allen, R (1.3) OBP: 0.389, SLG: 0.643	0-3 K		4-0 BB		0-0 F8				0-0 HR	3	1	1	1	1	1	1																		
Deron Johnson, R (1.7) OBP: 0.342, SLG: 0.460		0-0 1B	0-0 FC1-2		0-0 HR				0-0 SH3-4	4	1	3	2	0	0	3																		
Terry Harmon, R (8, PR) OBP: 0.329, SLG: 0.285			3-H		1-H				0-0 1B	0	0	0	0	0	0	0																		
Rick Joseph, R (1.5) OBP: 0.339, SLG: 0.422	0-0 F9				0-0 5-3				0-0 SH3-4	2	0	0	0	1	0	1																		
Larry Hisle, R (1.8) OBP: 0.335, SLG: 0.472	0-3 K				0-0 G3		0-0 F1		0-0 F8	4	0	0	0	0	1	4																		
Mike Ryan, R (1.2) OBP: 0.342, SLG: 0.345	0-3 K				0-0 F9		0-3 K		4-0 IBB	3	0	0	0	0	2	2																		
John Briggs, L (8, PH) OBP: 0.333, SLG: 0.370										0	0	0	0	1	0	0																		
Don Money, R (1.6) OBP: 0.289, SLG: 0.320										3	0	1	0	0	0	1																		
Ron Stone, L (8, PH) OBP: 0.342, SLG: 0.303										1	0	0	0	0	0	2																		
Dave Watkins, R (8, 2) OBP: 0.283, SLG: 0.288										0	0	0	0	0	0	0																		
Bill Champion, R (1.1) OBP: 0.214, SLG: 0.222										2	0	0	0	0	1	2																		
Cookie Rojas, R (8, PH) OBP: 0.273, SLG: 0.298										1	0	0	0	0	0	0																		
Inning Stats	R: 0 E: 0 K: 2 S: 7	H: 0 LOB: 0 BB: 0 P: 7	R: 0 E: 0 K: 2 S: 8	H: 1 LOB: 1 BB: 0 P: 8	R: 0 E: 0 K: 0 S: 4	H: 1 LOB: 3 BB: 2 P: 12	R: 0 E: 1 K: 0 S: 4	H: 0 LOB: 2 BB: 1 P: 8	R: 2 E: 0 K: 0 S: 5	H: 2 LOB: 0 BB: 0 P: 5	R: 0 E: 0 K: 1 S: 5	H: 1 LOB: 0 BB: 0 P: 5	R: 0 E: 0 K: 1 S: 5	H: 2 LOB: 2 BB: 1 P: 9	R: 0 E: 0 K: 1 S: 5	H: 0 LOB: 0 BB: 0 P: 5	1B: 5 2B: 0 3B: 0 HR: 2	SF: 0 SAC: 2 DP: 0 HBP: 0	WP: 0 PB: 0 SB: 0 CS: 0	PA: 38														
PITCHER	IP WLS BF H R ER SO BB IBB HBP BLK WP HR S P ERA WHIP																																	
Ray Sadecki, L (1.1) ERA: 4.3	7.0	31	7	3	3	6	3	0	0	0	0	0	0	2	40	52	3.86	1.429																
Frank Linzy, R (8, 1) ERA: 3.59	2.0	W	7	0	0	0	1	0	1	0	0	0	0	0	8	12	0.00	0.000																

Batter	1	2	3	4	5	6	7	8	9	AB	R	H	RBI	BB	SO	LOB	BOTTOM																	
Don Mason, L (1.5) OBP: 0.331, SLG: 0.273	0-0 2B		0-0 F9		0-0 4-3		0-0 G3		0-0 SH1-4	4	1	1	0	0	0	1	Philadelphia Phillies @ San Francisco Giants Candlestick Park, San Francisco, CA Thu Aug 28 1969, 6:33 AM EDT Att: 5,555 - Unknown																	
Ron Hunt, R (1.4) OBP: 0.359, SLG: 0.344	0-0 1B		4-0 BB		0-0 1B		0-0 1B		0-0 1B	4	1	4	2	1	0	0																		
Bob Burda, L (1.9) OBP: 0.320, SLG: 0.415	0-0 1-3		4-0 BB		0-0 F4		0-0 1-3		0-0 1B	4	0	1	0	1	0	3																		
Willie McCovey, L (1.3) OBP: 0.459, SLG: 0.706	4-0 1B		0-0 4-3				4-0 1B		0-0 G1-6-3	3	0	0	0	2	1	5																		
Bobby Bonds, R (1.8) OBP: 0.353, SLG: 0.502	0-3 K				0-0 K		0-0 F8		4-0 1B	3	1	0	0	1	2	3																		
Dave Marshall, L (1.7) OBP: 0.360, SLG: 0.303	0-0 1B		4-0 BB		0-0 5-3		0-0 F8		0-0 4-1	3	0	1	1	1	0	2																		
Dick Dietz, R (1.2) OBP: 0.362, SLG: 0.394	0-3 K				0-0 5-3		0-0 1B		0-0 1B	4	0	2	1	0	1	3																		
Hal Lanier, R (1.6) OBP: 0.248, SLG: 0.244			4-0 BB		0-0 G3		0-0 G3		0-0 F9	3	0	0	0	1	0	4																		
Ray Sadecki, L (1.1) OBP: 0.211, SLG: 0.206			0-0 SH1-3		0-0 4-3		0-3 K		0-0 1B	2	0	0	0	0	1	0																		
Frank Linzy, R (8, 1) OBP: 0.379, SLG: 0.280			1-2						0-0 PB	1	1	1	0	0	0	0																		
Inning Stats	R: 2 E: 0 K: 2 S: 10	H: 3 LOB: 2 BB: 1 P: 14	R: 0 E: 0 K: 0 S: 3	H: 0 LOB: 3 BB: 3 P: 15	R: 0 E: 0 K: 1 S: 5	H: 0 LOB: 1 BB: 1 P: 9	R: 0 E: 0 K: 0 S: 4	H: 1 LOB: 1 BB: 0 P: 4	R: 0 E: 0 K: 0 S: 4	H: 1 LOB: 2 BB: 1 P: 8	R: 0 E: 0 K: 1 S: 6	H: 1 LOB: 0 BB: 0 P: 6	R: 1 E: 0 K: 1 S: 6	H: 1 LOB: 1 BB: 1 P: 10	R: 1 E: 0 K: 0 S: 5	H: 3 LOB: 1 BB: 0 P: 5	1B: 8 2B: 2 3B: 0 HR: 0	SF: 0 SAC: 2 DP: 1 HBP: 0	WP: 0 PB: 1 SB: 0 CS: 0	PA: 40														
PITCHER	IP WLS BF H R ER SO BB IBB HBP BLK WP HR S P ERA WHIP																																	
Bill Champion, R (1.1) ERA: 4.28	8.0	L	40	10	4	4	5	6	1	0	0	0	0	0	43	71	4.50	2.000																

Batter	1	2	3	4	5	6	7	8	9	AB	R	H	RBI	BB	SO	LOB	TOP		
Tommie Agee, R OBP: 0.339, SLG: 0.492 (1, 8)										4	0	0	0	0	2	1	New York Mets @ San Francisco Giants Candlestick Park, San Francisco, CA Fri Aug 29 1969, 10:05 PM EDT Att: 13,843 - Unknown		
Bobby Pfeil, R OBP: 0.263, SLG: 0.290 (1, 5)										4	0	2	0	0	0	0			
Cleon Jones, R OBP: 0.430, SLG: 0.509 (1, 7)										4	0	1	0	0	0	2			
Art Shamsky, L OBP: 0.386, SLG: 0.504 (1, 3)										4	0	0	0	0	0	3			
Ken Boswell, L OBP: 0.312, SLG: 0.332 (1, 4)										2	0	1	0	1	0	0			
Ron Swoboda, R OBP: 0.316, SLG: 0.358 (1, 9)										3	0	0	0	0	1	3			
Duffy Dyer, R OBP: 0.286, SLG: 0.395 (1, 2)										3	0	0	0	0	1	0			
Bud Harrelson, S OBP: 0.321, SLG: 0.283 (1, 6)										3	0	0	0	0	1	1			
Gary Gentry, R OBP: 0.140, SLG: 0.127 Wayne Garrett, L (6, PH) Jack Dilauro, S (6, PH) J.C. Martin, L (8, PH) Ron Taylor, R (8, 1)										1	0	0	0	0	1	1			
Inning Stats	R: 0 E: 0 K: 1 S: 5	H: 0 LOB: 0 BB: 0 P: 5	R: 0 E: 0 K: 0 S: 3	H: 1 LOB: 0 BB: 0 P: 3	R: 0 E: 1 K: 2 S: 8	H: 0 LOB: 1 BB: 0 P: 8	R: 0 E: 0 K: 0 S: 7	H: 0 LOB: 0 BB: 0 P: 7	R: 0 E: 0 K: 2 S: 7	H: 0 LOB: 0 BB: 0 P: 7	R: 0 E: 0 K: 0 S: 4	H: 1 LOB: 2 BB: 1 P: 8	R: 0 E: 0 K: 0 S: 3	H: 0 LOB: 0 BB: 0 P: 3	R: 0 E: 0 K: 0 S: 4	H: 1 LOB: 1 BB: 0 P: 4		1B: 4 2B: 0 3B: 0 HR: 0	SF: 0 SAC: 0 DP: 2 HBP: 0
PITCHER Juan Marichal, R ERA: 2.28 (1, 1)	IP: 9.0 WLS: W BF: 31 H: 4 R: 0 ER: 0 SO: 7 BB: 1 IBB: 0 HBP: 0 BLK: 0 WP: 0 HR: 0 S: 44 P: 48 ERA: 0.00 WHIP: 0.556															PITCHER			


Batter	1	2	3	4	5	6	7	8	9	AB	R	H	RBI	BB	SO	LOB	BOTTOM
Don Mason, L OBP: 0.325, SLG: 0.268 (1, 5)										4	0	0	0	0	0	1	New York Mets @ San Francisco Giants Candlestick Park, San Francisco, CA Fri Aug 29 1969, 10:05 PM EDT Att: 13,843 - Unknown
Ron Hunt, R OBP: 0.368, SLG: 0.341 (1, 4)										3	1	0	0	1	0	1	
Bob Burda, L OBP: 0.318, SLG: 0.410 (1, 9) (8, 3)										4	1	1	0	0	0	1	
Willie McCovey, L OBP: 0.459, SLG: 0.703 Ken Henderson, S (8, 9)										3	1	1	1	0	0	0	
Bobby Bonds, R OBP: 0.354, SLG: 0.507 (1, 8)										3	2	1	3	1	0	1	
Dave Marshall, L OBP: 0.362, SLG: 0.306 (1, 7)										4	0	2	0	0	0	2	
Dick Dietz, R OBP: 0.358, SLG: 0.389 (1, 2)										3	0	0	0	0	2	2	
Hal Lanier, R OBP: 0.246, SLG: 0.242 (1, 6)										3	0	0	0	0	1	2	
Juan Marichal, R OBP: 0.172, SLG: 0.169 (1, 1)										2	0	0	0	1	0	0	
Inning Stats	R: 4 E: 0 K: 2 S: 11	H: 4 LOB: 1 BB: 1 P: 15	R: 0 E: 0 K: 0 S: 3	H: 0 LOB: 0 BB: 0 P: 3	R: 0 E: 0 K: 1 S: 5	H: 1 LOB: 0 BB: 0 P: 5	R: 0 E: 0 K: 0 S: 3	H: 0 LOB: 1 BB: 1 P: 7	R: 1 E: 2 K: 0 S: 4	H: 0 LOB: 1 BB: 1 P: 8	R: 0 E: 0 K: 0 S: 3	H: 0 LOB: 0 BB: 0 P: 3	R: 0 E: 0 K: 0 S: 3	H: 0 LOB: 1 BB: 0 P: 4	1B: 4 2B: 0 3B: 0 HR: 1	SF: 0 SAC: 0 DP: 0 HBP: 1	
PITCHER Gary Gentry, R ERA: 3.79 Jack Dilauro, L ERA: 2.43 Ron Taylor, R ERA: 2.84 (1, 1) (6, 1) (8, 1)	IP: 5.0 WLS: L BF: 21 H: 5 R: 4 ER: 4 SO: 4 BB: 2 IBB: 0 HBP: 0 BLK: 0 WP: 0 HR: 1 S: 25 P: 33 ERA: 7.20 WHIP: 1.400															PITCHER	

Batter	1	2	3	4	5	6	7	8	9	10	AB	R	H	RBI	BB	SO	LOB	TOP	
Tommie Agee, R OBP: 0.338, SLG: 0.489 (1, 8)	0-0 4-3	0-0 6-3			0-0 E S 1B		0-3 K		0-0 6-3	0-0 6-3	5	0	1	0	0	1	2	New York Mets @ San Francisco Giants Candlestick Park, San Francisco, CA Sat Aug 30 1969, 6:33 AM EDT Att: 14,436 - Unknown AB 39 R 3 H 9 RBI 3 BB 0 SO 9 LOB 17	
Bobby Pfeil, R OBP: 0.261, SLG: 0.287 (1, 5)	0-0 1B		0-0 P3		0-0 F7		0-0 F7		0-0 P6	0-0 P6	5	0	1	0	0	0	1		
Donn Clendenon, R OBP: 0.291, SLG: 0.412 (1, 3)	0-0 P3		0-0 L8		0-3 K			0-0 6-3	0-0 HR	0-0 HR	5	1	1	1	0	1	2		
Art Shansky, L OBP: 0.300, SLG: 0.496 Rod Gaspar, S OBP: 0.294, SLG: 0.267 (8, 7)	0-0 4-3		0-3 K		0-0 F3		0-0 L7		0-0 6-3	0-0 6-3	4	0	0	0	0	1	1		
Ken Boswell, L OBP: 0.317, SLG: 0.341 (1, 4)		0-0 FC PB 1B		0-0 1B		0-0 1B		0-0 F8			4	2	3	0	0	0	0		
Ron Swoboda, R OBP: 0.315, SLG: 0.361 (1, 9)		0-3 K		0-0 P4		0-3 K			0-0 SH3	0-0 SH3	4	0	1	0	0	2	3		
Jerry Grote, R OBP: 0.308, SLG: 0.343 (1, 2)		0-0 FC 1B		0-3 K		0-0 1B			0-0 SH3	0-0 SH3	3	0	1	1	0	1	2		
Bud Harrelson, S OBP: 0.321, SLG: 0.284 Cleon Jones, R OBP: 0.429, SLG: 0.508 Al Weis, S OBP: 0.285, SLG: 0.305 (9, 6)		0-0 1-3 3-H 1B		0-0 F7		0-0 4-3			0-0 1-6-3	0-0 1-6-3	3	0	1	1	0	0	2		
Don Cardwell, R OBP: 0.171, SLG: 0.231 Ron Taylor, R OBP: 0.250, SLG: 0.250 J.C. Martin, L OBP: 0.267, SLG: 0.337 Tug McGraw, R OBP: 0.162, SLG: 0.190 (9, 1)		0-3 K		0-3 K		0-3 K		0-3 K	0-0 6-3	0-0 6-3	0	0	0	0	0	0	0		
Inning Stats	R: 0 E: 0 K: 0 S: 4	H: 1 LOB: 1 BB: 0 P: 4	R: 1 E: 0 K: 2 S: 10	H: 2 LOB: 2 BB: 0 P: 10	R: 0 E: 0 K: 1 S: 5	H: 0 LOB: 0 BB: 0 P: 5	R: 0 E: 0 K: 1 S: 6	H: 1 LOB: 1 BB: 0 P: 6	R: 0 E: 0 K: 2 S: 7	H: 0 LOB: 0 BB: 0 P: 7	R: 0 E: 0 K: 0 S: 3	H: 0 LOB: 0 BB: 0 P: 3	R: 0 E: 0 K: 0 S: 4	H: 1 LOB: 1 BB: 0 P: 4	R: 1 E: 0 K: 0 S: 4	H: 1 LOB: 0 BB: 0 P: 4	1B: 6 2B: 2 3B: 0 HR: 1		SF: 0 SAC: 1 DP: 0 HBP: 0
PITCHER Gaylord Perry, R ERA: 2.63 (1, 1)	IP 10.0	WLS L	BF 40	H 9	R 3	ER 2	SO 9	BB 0	IBB 0	HBP 0	BLK 0	WP 0	HR 1	S 58	P 58	ERA 1.80	WHIP 0.900		

Batter	1	2	3	4	5	6	7	8	9	10	AB	R	H	RBI	BB	SO	LOB	BOTTOM	
Don Mason, L OBP: 0.324, SLG: 0.265 Jim Davenport, R OBP: 0.305, SLG: 0.327 (8, PH) (9, 5)	0-3 K		0-0 FC6-4 BB 5-3 BB	4-0 1B			0-3 K	0-0 4-3-2			3	1	0	0	1	2	1	New York Mets @ San Francisco Giants Candlestick Park, San Francisco, CA Sat Aug 30 1969, 6:33 AM EDT Att: 14,436 - Unknown AB 35 R 2 H 7 RBI 2 BB 7 SO 3 LOB 18	
Ron Hunt, R OBP: 0.360, SLG: 0.341 (1, 4)	4-0 E BB		0-0 5-3	0-0 1B			1-0 2B HBP	3-H	0-0 L5	0-0 L5	3	1	1	0	1	0	1		
Bob Burda, L OBP: 0.321, SLG: 0.406 (1, 9)	0-0 F7		4-0 BB BB	0-0 P5			0-0 P4		0-0 2B 1B	0-0 2B 1B	4	0	1	0	1	0	5		
Willie McCovey, L OBP: 0.462, SLG: 0.708 (1, 3)	4-0 FC6-4 IBB		4-0 BB BB	0-0 4-3			0-0 2B	1-H	0-0 2B	0-0 2B	3	0	2	1	2	0	0		
Bobby Bonds, R OBP: 0.353, SLG: 0.503 (1, 8)	0-0 FC6-4		4-0 BB BB	0-0 F6			0-0 F6		0-3 K	0-3 K	4	0	0	1	1	1	3		
Dave Marshall, L OBP: 0.357, SLG: 0.301 Jim Ray Hart, R OBP: 0.376, SLG: 0.366 (10, PH) (1, 7)		0-0 4-3	0-0 1-3		0-0 F8			0-0 L4		0-0 4-3	4	0	0	0	0	0	3		
Dick Dietz, R OBP: 0.356, SLG: 0.383 Ken Henderson, S OBP: 0.294, SLG: 0.332 Bob Barton, R OBP: 0.284, SLG: 0.233 Bobby Etheridge, R OBP: 0.368, SLG: 0.363 (8, PR) (9, 2) (10, PH)		0-0 1-3		0-0 P6			0-0 6-3		4-0 E 4-3-2 BB	0-0 F9	3	0	0	0	1	0	0		
Hal Lanier, R OBP: 0.246, SLG: 0.242 (1, 6)		0-0 L7		0-0 G1			0-0 F7		1-2 E 1B		4	0	1	0	0	0	0		
Gaylord Perry, R OBP: 0.182, SLG: 0.181 (1, 1)			0-0 FC6-4 1B	0-0 1B BB			0-0 P4		1-2 E 2-3		4	0	2	0	0	0	2		
Inning Stats	R: 0 E: 1 K: 1 S: 5	H: 0 LOB: 2 BB: 2 P: 13	R: 0 E: 0 K: 0 S: 3	H: 0 LOB: 0 BB: 0 P: 3	R: 1 E: 0 K: 0 S: 4	H: 1 LOB: 3 BB: 3 P: 16	R: 0 E: 0 K: 0 S: 3	H: 0 LOB: 0 BB: 0 P: 3	R: 1 E: 0 K: 1 S: 6	H: 1 LOB: 1 BB: 0 P: 7	R: 0 E: 1 K: 0 S: 4	H: 1 LOB: 3 BB: 1 P: 8	R: 0 E: 0 K: 0 S: 3	H: 2 LOB: 2 BB: 0 P: 3	R: 0 E: 0 K: 1 S: 5	H: 0 LOB: 0 BB: 0 P: 5	1B: 5 2B: 3 3B: 0 HR: 0		SF: 0 SAC: 0 DP: 1 HBP: 1
PITCHER Don Cardwell, R ERA: 3.25 (1, 1)	IP 7.1	WLS 36	BF 36	H 5	R 2	ER 2	SO 2	BB 6	IBB 1	HBP 1	BLK 0	WP 0	HR 0	S 32	P 61	ERA 2.46	WHIP 1.500		
Ron Taylor, R ERA: 2.81 (8, 1)	0.2	1	0	0	0	0	0	0	0	0	0	0	0	1	1	0.00	0.000		
Tug McGraw, L ERA: 2.52 (9, 1)	2.0	W	6	2	0	0	1	0	0	0	0	0	0	8	8	0.00	1.000		

Batter	1	2	3	4	5	6	7	8	9	AB	R	H	RBI	BB	SO	LOB	TOP										
Bud Harrelson, S OBP: 0.322, SLG: 0.286 (1, 6)	0-0 5-3		0-0 1B	0-3 K	0-0 1B		0-3 K			5	0	2	1	0	2	2	New York Mets @ San Francisco Giants Candlestick Park, San Francisco, CA Sun Aug 31 1969, 6:33 AM EDT Unknown										
Bobby Pfeil, R OBP: 0.255, SLG: 0.285 (1, 5)	0-0 F9		0-0 L5	0-0 1B	1-3 2H 1B		0-0 F3	0-0 F7		5	0	1	0	0	0	3											
Tommie Agee, R OBP: 0.339, SLG: 0.487 (1, 8)	0-3 K			0-0 BB	0-0 6-3		0-0 5-3	0-0 1B		4	1	1	0	1	1	2											
Cleon Jones, R OBP: 0.429, SLG: 0.508 Rod Gaspar, S OBP: 0.299, SLG: 0.273 (5, PH) (5, 7)	0-0 5-3			0-0 BB	0-0 BB		0-0 1B	0-0 F7		2	1	1	0	0	0	0											
Donn Clendenon, R OBP: 0.294, SLG: 0.411 Ed Kranepool, L OBP: 0.308, SLG: 0.375 (1, 3) (7, 3)	0-0 1B		0-0 BB	0-0 1B	0-3 BB		0-3 K	0-3 K		3	1	1	0	1	2	2											
Ron Swoboda, R OBP: 0.317, SLG: 0.363 (1, 9)	4-0 BB		0-0 BB	0-0 1B	0-0 BB		0-0 E4	0-0 F3	0-0 4-3	4	2	1	2	1	0	2											
Jerry Grote, R OBP: 0.311, SLG: 0.343 (1, 2)	0-0 L9		0-0 BB	0-0 1B	0-0 BB		4-0 BB	0-0 F9		3	2	1	2	2	0	1											
Al Weis, S OBP: 0.263, SLG: 0.302 (1, 4)			0-0 P4	0-0 4-3	0-0 1B		0-0 G6-4-3	0-3 K		5	0	1	2	0	1	2											
Tom Seaver, R OBP: 0.218, SLG: 0.145 (1, 1)	0-0 4-3		0-0 1B	0-0 1B	0-3 K		1-0 HBP			3	0	1	1	0	1	2											
Inning Stats	R: 0 E: 0 K: 1 S: 5	H: 0 LOB: 0 BB: 0 P: 5	R: 0 E: 0 K: 0 S: 3	H: 1 LOB: 1 BB: 1 P: 7	R: 0 E: 0 K: 0 S: 4	H: 1 LOB: 1 BB: 0 P: 4	R: 5 E: 0 K: 1 S: 10	H: 5 LOB: 2 BB: 2 P: 18	R: 3 E: 0 K: 2 S: 11	H: 3 LOB: 1 BB: 1 P: 15	R: 0 E: 0 K: 1 S: 6	H: 1 LOB: 1 BB: 0 P: 6	R: 0 E: 0 K: 1 S: 4	H: 0 LOB: 1 BB: 1 P: 9	R: 0 E: 0 K: 1 S: 6	H: 1 LOB: 1 BB: 0 P: 6		R: 0 E: 0 K: 1 S: 5	H: 0 LOB: 0 BB: 0 P: 5	1B: 11 2B: 1 3B: 0 HR: 0	SF: 0 SAC: 0 DP: 1 HBP: 1	WP: 0 PB: 0 SB: 0 CS: 0	PA: 44				
PITCHER	IP	WLS	BF	H	R	ER	SO	BB	IBB	HBP	BLK	WP	HR	S	P	ERA	WHIP										
Mike McCormick, L ERA: 3.7 (1, 1)	3.0	L	16	5	5	5	1	3	0	0	0	0	0	15	27	15.00	2.667										
Ron Herbel, R ERA: 4.95 (4, 1)	1.0		5	2	0	0	1	0	0	0	0	0	0	7	7	0.00	2.000										
Bobby Bolin, R ERA: 4.34 (5, 1)	3.0		16	4	3	1	4	2	0	1	0	0	0	21	30	3.00	2.000										
Don McMahon, R ERA: 4.03 (8, 1)	2.0		7	1	0	0	2	0	0	0	0	0	0	11	11	0.00	0.500										

Batter	1	2	3	4	5	6	7	8	9	AB	R	H	RBI	BB	SO	LOB	BOTTOM										
Ken Henderson, S OBP: 0.297, SLG: 0.334 (1, 9)	0-3 K		0-0 BB	0-0 HBP	0-0 1B		0-0 P6	0-0 FC4		4	0	2	0	0	1	0	New York Mets @ San Francisco Giants Candlestick Park, San Francisco, CA Sun Aug 31 1969, 6:33 AM EDT Unknown										
Ron Hunt, R OBP: 0.361, SLG: 0.340 Don Mason, L OBP: 0.322, SLG: 0.262 (1, 4) (3, FR) (4, 4)	0-0 F7		1-0 BB	1-2 HBP	0-0 1B		0-0 6-3	0-0 FC4		1	0	0	0	0	0	0											
Jim Davenport, R OBP: 0.309, SLG: 0.323 (1, 5)	0-3 K		0-0 L8	0-0 BB	4-0 BB		0-0 1-3			3	0	0	0	1	1	2											
Willie McCovey, L OBP: 0.463, SLG: 0.712 Bob Barton, R OBP: 0.291, SLG: 0.230 (8, 2)	0-0 3B		0-0 BB	1-2 2-3 BB	0-0 4-3		0-3 K	0-3 K		2	0	1	0	1	0	1											
Bobby Bonds, R OBP: 0.352, SLG: 0.500 (1, 8)	4-0 S		0-0 F8	0-0 BB	0-0 6-3		0-0 6-3	0-3 K		3	0	0	0	1	1	3											
Dave Marshall, L OBP: 0.355, SLG: 0.300 (1, 7)	0-3 K		0-0 1B	0-0 1B	0-0 K		0-3 K	0-3 K		4	0	1	0	0	3	2											
Jack Hiatt, R OBP: 0.338, SLG: 0.318 Don McMahon, R OBP: 0.143, SLG: 0.143 Jim Ray Hart, R OBP: 0.379, SLG: 0.370 (1, 2) (8, 1) (9, PH)	0-3 K		0-3 K	0-3 K	0-3 K		0-0 G6-4-3	0-0 1B		3	0	0	0	0	3	3											
Hal Lanier, R OBP: 0.249, SLG: 0.245 (1, 6)	0-0 P4		0-0 G4-6-3	1-2 1B	0-0 L6-3		0-0 L6-3	0-0 G6-4-3		4	0	2	0	0	0	3											
Mike McCormick, L OBP: 0.220, SLG: 0.236 Ron Pfeil, R OBP: 0.250, SLG: 0.289 John Stephenson, L OBP: 0.250, SLG: 0.250 Bobby Bolin, R OBP: 0.318, SLG: 0.403 (1, 1) (4, 1) (5, 1) (7, PH) (8, 3)	0-3 K		0-3 G4-6-3	1-2 1B	0-0 L6-3		0-0 L6-3			1	0	0	0	0	1	0											
Inning Stats	R: 0 E: 0 K: 2 S: 7	H: 0 LOB: 0 BB: 0 P: 7	R: 0 E: 0 K: 2 S: 8	H: 1 LOB: 2 BB: 1 P: 12	R: 0 E: 0 K: 1 S: 6	H: 1 LOB: 3 BB: 1 P: 11	R: 0 E: 0 K: 1 S: 6	H: 2 LOB: 1 BB: 0 P: 6	R: 0 E: 0 K: 0 S: 3	H: 0 LOB: 1 BB: 1 P: 7	R: 0 E: 0 K: 2 S: 7	H: 0 LOB: 0 BB: 0 P: 7	R: 0 E: 0 K: 0 S: 4	H: 2 LOB: 1 BB: 0 P: 4	R: 0 E: 0 K: 2 S: 7	H: 0 LOB: 0 BB: 0 P: 7		R: 0 E: 0 K: 1 S: 5	H: 1 LOB: 0 BB: 0 P: 5	1B: 6 2B: 1 3B: 1 HR: 0	SF: 0 SAC: 0 DP: 3 HBP: 1	WP: 0 PB: 0 SB: 1 CS: 0	PA: 35				
PITCHER	IP	WLS	BF	H	R	ER	SO	BB	IBB	HBP	BLK	WP	HR	S	P	ERA	WHIP										
Tom Seaver, R ERA: 2.54 (1, 1)	9.0	W	35	7	0	0	11	3	0	1	0	0	0	53	66	0.00	1.111										



Batter	1	2	3	4	5	6	7	8	9	10	11	AB	R	H	RBI	BB	SO	LOB	TOP						
Bud Harrelson, S OBP: 0.323, SLG: 0.294 (1, 6)	P6		F8			G1-6-3 1B		G3			8-2 3B	5	0	2	0	0	0	0							
Bobby Pilel, R OBP: 0.254, SLG: 0.279 Wayne Garrett, L (11, PH) OBP: 0.300, SLG: 0.281 (1, 5)	F5		5-3			G1-6-3 1-2f		5-3			5-3	4	0	0	0	0	0	1							
Tommie Agee, R OBP: 0.335, SLG: 0.481 (1, 8)	F8		K			L4		K			8-2	5	0	0	0	0	2	1							
Cleon Jones, R OBP: 0.430, SLG: 0.508 (1, 7)		E 1B		5-3				HR 1B			6-3	4	1	2	0	0	0	0							
Donn Ciendenon, R OBP: 0.297, SLG: 0.417 (1, 3)		E8 1B						F9			1-3	4	0	2	0	0	0	1							
Ron Swoboda, R OBP: 0.316, SLG: 0.374 (1, 9)		F8		5-3				HR			P4	4	1	1	2	0	0	2							
Duffy Dyer, R OBP: 0.289, SLG: 0.390 Art Shamsky, L (10, PH) OBP: 0.375, SLG: 0.494 Jerry Grote, R OBP: 0.311, SLG: 0.343 (1, 2)	K							F8			1-3	3	0	1	0	0	1	2							
Al Weis, S OBP: 0.268, SLG: 0.303 (1, 4)						G4-3-6-3 1-2f					K	3	0	1	0	1	1	1							
Jim McAndrew, R OBP: 0.250, SLG: 0.207 Ken Boswell, L (10, PH) OBP: 0.316, SLG: 0.340 Tug McGraw, R OBP: 0.192, SLG: 0.190 Ron Taylor, R OBP: 0.250, SLG: 0.250 (1, 1)		5-3				P3		K			F8	3	0	0	0	0	1	4							
Inning Stats	R: 0 E: 0 K: 0 S: 3	H: 0 LOB: 0 BB: 0 P: 3	R: 0 E: 1 K: 1 S: 7	H: 2 LOB: 3 BB: 1 P: 11	R: 0 E: 0 K: 1 S: 5	H: 0 LOB: 0 BB: 0 P: 5	R: 0 E: 0 K: 0 S: 3	H: 1 LOB: 0 BB: 0 P: 3	R: 0 E: 0 K: 0 S: 3	H: 1 LOB: 0 BB: 0 P: 3	R: 2 E: 0 K: 1 S: 8	H: 3 LOB: 1 BB: 0 P: 8	R: 0 E: 0 K: 1 S: 5	H: 0 LOB: 0 BB: 0 P: 5	R: 0 E: 0 K: 0 S: 3	H: 0 LOB: 0 BB: 0 P: 3	R: 0 E: 0 K: 1 S: 5	H: 0 LOB: 0 BB: 0 P: 5	R: 0 E: 0 K: 0 S: 3	H: 1 LOB: 0 BB: 0 P: 3	1B: 6 2B: 2 3B: 1 HR: 1	SF: 0 SAC: 0 DP: 3 HBP: 0	WP: 0 PB: 0 SB: 0 CS: 0	PA: 39	
PITCHER	IP ERA	WLS BF	H R	ER 2	SO 2	BB 1	IBB 0	HBP 0	BLK 0	WP 0	HR 1	S 29	P 33	ERA 0.00	WHIP 0.231										
Ron Bryant, L ERA: 3.9 Frank Linzy, R ERA: 3.43 (1, 1) (7, 1)																									

New York Mets @ San Francisco Giants
Candlestick Park, San Francisco, CA
Sun Aug 31 1969, 6:38 AM EDT
Att: 32,327 - Unknown

livebaseballscores.com

AB 38
R 2
H 9
RBI 2
BB 1
SO 5
LOB 13



Batter	1	2	3	4	5	6	7	8	9	10	11	AB	R	H	RBI	BB	SO	LOB	BOTTOM						
Don Mason, L OBP: 0.323, SLG: 0.262 (1, 4)	3B 1B		F7		5-3			SH1-4 BB		4-3		4	1	1	0	1	0	1							
Ken Henderson, S OBP: 0.296, SLG: 0.340 (7, 7)	1B 3B		F8			K		SH1-4 1-2		K		4	1	1	1	0	2	0							
Jim Ray Hart, R OBP: 0.378, SLG: 0.369 Bob Burda, L (7, 9) OBP: 0.321, SLG: 0.400 Dave Marshall, L (11, PR) OBP: 0.355, SLG: 0.300 (1, 7)			P4			5-3		K		K		3	0	1	1	0	0	0							
Willie McCovey, L OBP: 0.465, SLG: 0.710 (1, 3)	F7			K							WP 1B BB	3	0	1	1	0	0	0							
Bobby Bonds, R OBP: 0.351, SLG: 0.496 (1, 8)	K			5-3		5-3		1B		IBB		4	0	2	0	1	1	1							
Jim Davenport, R OBP: 0.307, SLG: 0.318 (1, 5)	L5					5-3		F3			BB 1B	4	0	0	0	1	1	4							
Bob Barton, R OBP: 0.270, SLG: 0.220 (1, 2)		F8						P3		4-3		4	0	0	1	1	0	1							
Hal Lanier, R OBP: 0.249, SLG: 0.247 (1, 6)		F8				F7		K		F7		4	0	0	0	0	1	0							
Ron Bryant, S OBP: 0.333, SLG: 0.250 Frank Linzy, R OBP: 0.355, SLG: 0.259 (1, 1) (7, 1)						4-3		WP 2B		P5		4	0	1	0	0	0	0							
Inning Stats	R: 2 E: 0 K: 1 S: 8	H: 3 LOB: 1 BB: 0 P: 8	R: 0 E: 0 K: 1 S: 5	H: 0 LOB: 0 BB: 0 P: 5	R: 0 E: 0 K: 0 S: 3	H: 0 LOB: 0 BB: 0 P: 3	R: 0 E: 0 K: 1 S: 5	H: 0 LOB: 0 BB: 0 P: 5	R: 0 E: 0 K: 0 S: 4	H: 1 LOB: 1 BB: 0 P: 4	R: 0 E: 0 K: 1 S: 6	H: 1 LOB: 1 BB: 2 P: 6	R: 0 E: 0 K: 1 S: 5	H: 0 LOB: 2 BB: 2 P: 13	R: 0 E: 0 K: 0 S: 3	H: 0 LOB: 0 BB: 0 P: 3	R: 0 E: 0 K: 2 S: 7	H: 0 LOB: 0 BB: 0 P: 7	R: 1 E: 0 K: 0 S: 1	H: 1 LOB: 3 BB: 3 P: 13	1B: 5 2B: 1 3B: 1 HR: 0	SF: 0 SAC: 1 DP: 0 HBP: 0	WP: 2 PB: 0 SB: 0 CS: 0	PA: 42	
PITCHER	IP ERA	WLS BF	H R	ER 2	SO 7	BB 1	IBB 1	HBP 0	BLK 0	WP 1	HR 0	S 47	P 55	ERA 2.00	WHIP 0.778										
Jim McAndrew, R ERA: 3.51 Tug McGraw, L ERA: 2.6 Ron Taylor, R ERA: 2.81 (1, 1) (10, 1) (11, 1)																									

New York Mets @ San Francisco Giants
Candlestick Park, San Francisco, CA
Sun Aug 31 1969, 6:38 AM EDT
Att: 32,327 - Unknown

livebaseballscores.com

AB 36
R 3
H 7
RBI 3
BB 5
SO 9
LOB 9



Batter	1	2	3	4	5	6	7	8	9	AB	R	H	RBI	BB	SO	LOB	TOP			
Gary Sutherland, R OBP: 0.291, SLG: 0.307	0-0 G4-6-3 1B		0-0 F5		0-0 F2		0-0 FC5-4			4	0	1	0	0	0	5	Montreal Expos @ San Francisco Giants Candlestick Park, San Francisco, CA Mon Sep 01 1969, 6:33 AM EDT Att: 10,002 - Unknown			
Rusty Staub, L OBP: 0.404, SLG: 0.502	0-0 F1		0-0 2B		0-0 3-1			4-0 BB		3	0	1	2	1	0	2				
Bob Bailey, R OBP: 0.323, SLG: 0.406	0-0 G4-6-3 1-2		0-3 K		0-0 F9			0-0 G5-4-3 BB		4	0	0	0	0	1	3				
Coco Laboy, R OBP: 0.318, SLG: 0.427		0-0 F8		0-0 F5		0-0 4-3		0-0 F6		4	0	0	0	0	0	0				
John Bateman, R OBP: 0.251, SLG: 0.315		0-0 5-3		0-0 1B		0-0 F6			0-0 F8	4	0	1	0	0	0	0				
Ron Fairly, L OBP: 0.366, SLG: 0.504		0-0 4-3		0-0 F9			0-0 G3		0-0 F8	4	0	0	0	0	0	1				
Jose Herrera, R OBP: 0.337, SLG: 0.434			0-0 FC3-5 BB 1B	0-0 F3			0-0 1B 1B		0-0 F4	4	0	2	0	0	0	1				
Bobby Wine, R OBP: 0.253, SLG: 0.266			4-0 FC3-5 2B BB 1-2		4-0 SH1-3 BB		0-0 FC5-4 1B			1	1	1	0	2	0	0				
Bill Stoneman, R OBP: 0.104, SLG: 0.079			0-0 FC3-5		0-0 SH1-3		0-3 K			1	1	0	0	0	0	2				
Dan McGinn, L OBP: 0.208, SLG: 0.333										0	0	0	0	0	0	0				
Ron Brandt, R OBP: 0.323, SLG: 0.295										1	0	0	0	0	1	2				
Howie Reed, R OBP: 0.233, SLG: 0.296										0	0	0	0	0	0	0				
Don Shaw, L OBP: 0.233, SLG: 0.296										0	0	0	0	0	0	0				
Inning Stats	R: 0 E: 0 K: 0 S: 3	H: 1 LOB: 0 BB: 0 P: 3	R: 0 E: 0 K: 0 S: 3	H: 0 LOB: 0 BB: 0 P: 3	R: 2 E: 0 K: 1 S: 7	H: 2 LOB: 1 BB: 1 P: 11	R: 0 E: 0 K: 0 S: 4	H: 1 LOB: 1 BB: 0 P: 4	R: 0 E: 0 K: 0 S: 3	H: 0 LOB: 1 BB: 0 P: 7	R: 0 E: 0 K: 1 S: 7	H: 2 LOB: 2 BB: 0 P: 7	R: 0 E: 0 K: 0 S: 2	H: 0 LOB: 1 BB: 1 P: 6	R: 0 E: 0 K: 0 S: 3	H: 0 LOB: 0 BB: 0 P: 3	1B: 5 2B: 1 3B: 0 HR: 0	SF: 0 SAC: 1 DP: 2 HBP: 0	WP: 0 PB: 0 SB: 0 CS: 0	PA: 34
PITCHER Ray Sadecki, L ERA: 4.14	IP: 9.0 WLS: W BF: 34 H: 6 R: 2 ER: 2 SO: 2 BB: 3 IBB: 0 HBP: 0 BLK: 0 WP: 0 HR: 0 S: 35 P: 47 ERA: 2.00 WHIP: 1.000																			



Batter	1	2	3	4	5	6	7	8	9	AB	R	H	RBI	BB	SO	LOB	BOTTOM			
Don Mason, L OBP: 0.331, SLG: 0.272	0-0 FC6-4 2B WP 1B	0-0 G4-6-3 1B	0-0 4-3			0-0 1B	0-0 2B	0-0 FC1-2 BB		6	2	4	1	0	0	6	Montreal Expos @ San Francisco Giants Candlestick Park, San Francisco, CA Mon Sep 01 1969, 6:33 AM EDT Att: 10,002 - Unknown			
Ken Henderson, S OBP: 0.302, SLG: 0.345	4-0 FC6-4 BB 1-2	0-0 G4-6-3 1-2 2-3		0-0 F6		0-0 1B	0-0 S 2B	4-0 BB 1-2 2-3 3-H		4	0	2	4	2	0	2				
Jim Ray Hart, R OBP: 0.363	0-3 K	0-0 5-3		0-0 6-3		0-3 K	0-0 F5	0-0 F9		3	0	0	0	0	1	3				
Dave Marshall, L OBP: 0.352, SLG: 0.297										3	0	0	0	0	1	6				
Willie McCovey, L OBP: 0.463, SLG: 0.705	0-0 FC6-4 2B 1B		0-0 BB 1B	0-0 F6		0-0 4-3		0-0 BB 1B		4	2	1	0	0	0	4				
Bob Burda, L OBP: 0.325, SLG: 0.404	0-0 FC6-4 2B 1B		0-3 BB 1B					0-0 BB 1B		1	1	1	0	0	0	0				
Bobby Bonds, R OBP: 0.353, SLG: 0.498	0-0 1B 2B		0-3 K		0-3 K		0-0 S 1B	4-0 1B BB		4	3	2	1	1	2	1				
Jim Davenport, R OBP: 0.315, SLG: 0.325	0-0 BB 1B		0-0 BB 1B		0-0 F8		4-0 1B FC1-2 BB	0-0 1B FC 1B		4	0	3	3	1	0	0				
Bob Barton, R OBP: 0.287, SLG: 0.211	4-0 1-2 BB		0-0 F5		0-3 K		0-3 K	0-0 FC 1B BB		4	1	0	0	1	2	6				
Hal Lanier, R OBP: 0.253, SLG: 0.249	0-3 K		4-0 BB 1B		0-0 F5		0-0 FC1-2 1B 1B	0-0 BB FC1-2 1B		4	1	2	2	1	1	2				
Ray Sadecki, L OBP: 0.256, SLG: 0.194		4-0 G4-6-3 1B BB	4-0 BB 1-2 3-H			4-0 1B BB	0-0 FC1-2 1B 2B	0-0 K		2	2	0	1	3	1	5				
Inning Stats	R: 3 E: 0 K: 2 S: 10	H: 3 LOB: 2 BB: 2 P: 18	R: 0 E: 0 K: 0 S: 3	H: 1 LOB: 1 BB: 1 P: 7	R: 1 E: 0 K: 1 S: 7	H: 2 LOB: 2 BB: 2 P: 15	R: 0 E: 0 K: 0 S: 3	H: 0 LOB: 0 BB: 0 P: 3	R: 0 E: 0 K: 2 S: 7	H: 0 LOB: 0 BB: 0 P: 7	R: 1 E: 0 K: 1 S: 7	H: 2 LOB: 2 BB: 1 P: 11	R: 4 E: 0 K: 1 S: 9	H: 4 LOB: 1 BB: 1 P: 13	R: 3 E: 0 K: 1 S: 9	H: 3 LOB: 3 BB: 2 P: 17	1B: 13 2B: 2 3B: 0 HR: 0	SF: 0 SAC: 0 DP: 1 HBP: 0	WP: 1 PB: 0 SB: 2 CS: 0	PA: 48
PITCHER Bill Stoneman, R ERA: 5.02	IP: 5.1 WLS: L BF: 29 H: 8 R: 5 ER: 5 SO: 5 BB: 6 IBB: 0 HBP: 0 BLK: 0 WP: 1 HR: 0 S: 33 P: 57 ERA: 8.44 WHIP: 2.625																			
Dan McGinn, L ERA: 4.5	0.2	2	0	0	0	1	0	0	0	0	0	4	4	0.00	0.000					
Howie Reed, R ERA: 5.24	0.2	7	4	4	4	1	1	0	0	0	8	12	54.00	7.500						
Don Shaw, L ERA: 5.18	1.1	10	3	3	3	1	2	0	0	0	10	18	20.25	3.750						



Batter	1	2	3	4	5	6	7	8	9	AB	R	H	RBI	BB	SO	LOB	TOP					
Ty Cline, L OBP: 0.362, SLG: 0.358 (1, 8)	L6-3		L1-3		1-2 2-H 1B			L3		4	0	1	1	0	0	0	Montreal Expos @ San Francisco Giants Candlestick Park, San Francisco, CA Wed Sep 03 1969, 6:33 AM EDT Att: 3,951 - Unknown livebaseballscorecards.com					
Gary Sutherland, R OBP: 0.291, SLG: 0.306 (1, 4)	5-3		6-3		F9-3-6			FC4-6 1B		4	0	1	0	0	0	2						
Rusty Staub, L OBP: 0.403, SLG: 0.500 (1, 9)	1B			F6		K		FC4-6 1-2		4	0	1	0	0	1	1						
Ron Fairly, L OBP: 0.368, SLG: 0.504 (1, 3)	F5			WP 1B		1-3 1B		F2		4	0	2	0	0	0	2						
Mack Jones, L OBP: 0.394, SLG: 0.495 (1, 7)		4-3		K		1-3				4	0	1	0	0	1	2						
Coco Laboy, R OBP: 0.316, SLG: 0.423 (1, 5)	F6			F7		6-3		B5		4	0	0	0	0	0	3						
Ron Brand, R OBP: 0.325, SLG: 0.298 (1, 2)							F2			4	0	2	0	0	0	1						
Bobby Wine, R OBP: 0.251, SLG: 0.264 (1, 6)							FC1-6 1B															
Jim Fairley, L (9, PH)	F8						FC1-6 1B			3	1	0	0	0	0	2						
Mike Wegener, R OBP: 0.298, SLG: 0.304 (1, 1)										1	0	0	0	0	0	0						
Dan McGinn, L OBP: 0.208, SLG: 0.333 (8, 1)										0	0	0	0	0	0	0						
Gary Waslewski, R OBP: 0.080, SLG: 0.083 (8, 1)										0	0	0	0	0	0	0						
Inning Stats	R: 0 E: 0 K: 0 S: 4	H: 1 LOB: 1 BB: 0 P: 4	R: 0 E: 0 K: 0 S: 4	H: 1 LOB: 1 BB: 0 P: 4	R: 0 E: 0 K: 0 S: 3	H: 0 LOB: 0 BB: 0 P: 3	R: 0 E: 0 K: 1 S: 6	H: 1 LOB: 1 BB: 0 P: 6	R: 1 E: 0 K: 0 S: 5	H: 3 LOB: 1 BB: 0 P: 5	R: 0 E: 0 K: 0 S: 6	H: 1 LOB: 0 BB: 0 P: 6	R: 0 E: 0 K: 0 S: 3	H: 0 LOB: 0 BB: 0 P: 3	R: 0 E: 0 K: 0 S: 4	H: 1 LOB: 1 BB: 0 P: 4	R: 0 E: 0 K: 0 S: 4	H: 1 LOB: 1 BB: 0 P: 4	1B: 8 2B: 1 3B: 1 HR: 0	SF: 0 SAC: 0 DP: 1 HBP: 0	WP: 1 PB: 0 SB: 0 CS: 0	PA: 35
PITCHER Juan Marichal, R ERA: 2.23 (1, 1)	IP: 9.0 WLS: W BF: 35 H: 9 R: 1 ER: 1 SO: 2 BB: 0 IBB: 0 HBP: 0 BLK: 0 WP: 1 HR: 0 S: 39 P: 39 ERA: 1.00 WHIP: 1.000															PITCHER						

Batter	1	2	3	4	5	6	7	8	9	AB	R	H	RBI	BB	SO	LOB	BOTTOM			
Ken Henderson, S OBP: 0.304, SLG: 0.343 (1, 9)	F6			L8		CS BB		BB SH1-4 BB		2	0	0	0	2	0	0	Montreal Expos @ San Francisco Giants Candlestick Park, San Francisco, CA Wed Sep 03 1969, 6:33 AM EDT Att: 3,951 - Unknown livebaseballscorecards.com			
Ron Hunt, R OBP: 0.361, SLG: 0.340 (1, 4)	K			FC6-4 1B		5-3		SH1-4		3	0	1	0	0	1	1				
Jim Ray Hart, R OBP: 0.372, SLG: 0.359 (1, 7)				FC6-4				1-3		2	0	0	0	1	1	1				
Dave Marshall, L OBP: 0.350, SLG: 0.296 (7, PR) (8, 7)	K			1-2			BB 1B BB			1	1	0	0	0	0	1				
Willie McCovey, L OBP: 0.463, SLG: 0.702 (1, 3)		L8		L8			BB 1B BB			2	1	0	0	2	0	1				
Bobby Bonds, R OBP: 0.354, SLG: 0.496 (1, 8)		F3					BB 1B BB			2	0	0	0	2	0	0				
Jim Davenport, R OBP: 0.316, SLG: 0.325 (1, 5)		L8					BB 1B BB			3	0	1	2	1	0	3				
Bob Barton, R OBP: 0.259, SLG: 0.204 (1, 2)				F6			BB 1B BB			3	0	0	0	0	1	3				
Hal Lanier, R OBP: 0.251, SLG: 0.248 (1, 6)				K						3	0	0	0	0	1	3				
Juan Marichal, R OBP: 0.167, SLG: 0.163 (1, 1)				F2						3	0	0	0	0	0	2				
Inning Stats	R: 0 E: 0 K: 2 S: 7	H: 0 LOB: 0 BB: 0 P: 7	R: 0 E: 0 K: 0 S: 3	H: 0 LOB: 0 BB: 0 P: 3	R: 0 E: 0 K: 1 S: 5	H: 0 LOB: 0 BB: 0 P: 5	R: 0 E: 0 K: 0 S: 4	H: 1 LOB: 1 BB: 0 P: 4	R: 0 E: 1 K: 0 S: 3	H: 0 LOB: 1 BB: 1 P: 7	R: 0 E: 0 K: 0 S: 2	H: 0 LOB: 0 BB: 1 P: 6	R: 2 E: 0 K: 1 S: 6	H: 1 LOB: 2 BB: 3 P: 18	R: 0 E: 0 K: 0 S: 3	H: 0 LOB: 3 BB: 3 P: 15	1B: 2 2B: 0 3B: 0 HR: 0	SF: 0 SAC: 1 DP: 0 HBP: 0	WP: 0 PB: 0 SB: 0 CS: 1	PA: 33
PITCHER Mike Wegener, R ERA: 4.54 (1, 1)	IP: 7.1 WLS: L BF: 29 H: 2 R: 2 ER: 2 SO: 4 BB: 6 IBB: 0 HBP: 0 BLK: 0 WP: 0 HR: 0 S: 31 P: 55 ERA: 2.46 WHIP: 1.091															PITCHER				
Dan McGinn, L ERA: 4.49 (8, 1)	0.1	2	0	0	0	0	0	1	0	0	0	1	5	0.00	0.000					
Gary Waslewski, R ERA: 3.35 (8, 1)	0.1	2	0	0	0	0	1	0	0	0	0	1	5	0.00	3.000					

Batter	1	2	3	4	5	6	7	8	9	AB	R	H	RBI	BB	SO	LOB	TOP
Ken Henderson, S (1,9) OBP: 0.307, SLG: 0.345	0-0 1B		0-0 G3			0-0 1B		0-0 4-3	4 0 2 0 0 0 0								San Francisco Giants @ Houston Astros Astrodome, Houston, TX Fri Sep 05 1969, 8:05 PM EDT Att: 20,162 - Unknown
Ron Hunt, R (1,4) OBP: 0.360, SLG: 0.342	0-3 K			0-0 F9		0-3 K		0-0 2B	4 0 1 0 0 2 2								
Jim Ray Hart, R (1,7) Dave Marshall, L (7, PR) OBP: 0.356, SLG: 0.298	0-0 F7			0-3 K		4-0 BB		0-0 1B	2 0 0 0 1 1 1 1 0 1 0 0 0 0								
Willie McCovey, L (1,3) OBP: 0.460, SLG: 0.694	0-0 F2			0-0 F8		0-0 F6		0-0 F3	4 0 0 0 0 0 3								
Bobby Bonds, R (1,8) OBP: 0.352, SLG: 0.493		0-0 F9			0-3 K		0-3 K		3 0 0 0 0 2 1								
Jim Davenport, R (1,5) OBP: 0.314, SLG: 0.321		0-0 F7			0-0 F3		0-0 5-3		3 0 0 0 0 0 1								
Bob Barton, R (1,2) OBP: 0.252, SLG: 0.198		0-3 K			0-0 F9			0-0 5-3	3 0 0 0 0 1 0								
Hal Lanier, R (1,6) OBP: 0.249, SLG: 0.246			0-0 4-3			0-0 G3		0-3 K	3 0 0 0 0 1 0								
Gaylord Perry, R (1,1) OBP: 0.176, SLG: 0.175			0-3 K			0-3 K		0-0 F8	3 0 0 0 0 2 0								
Inning Stats	R: 0 E: 0 K: 1 S: 6	H: 1 LOB: 1 BB: 0 P: 6	R: 0 E: 0 K: 1 S: 5	H: 0 LOB: 0 BB: 0 P: 5	R: 0 E: 0 K: 1 S: 5	H: 0 LOB: 0 BB: 0 P: 5	R: 0 E: 0 K: 1 S: 5	H: 1 LOB: 1 BB: 0 P: 8	R: 0 E: 0 K: 1 S: 5	H: 0 LOB: 1 BB: 1 P: 9	R: 0 E: 0 K: 1 S: 4	H: 0 LOB: 0 BB: 0 P: 5	R: 0 E: 0 K: 0 S: 4	H: 2 LOB: 1 BB: 0 P: 4	1B: 3 2B: 1 3B: 0 HR: 0	SF: 0 SAC: 0 DP: 0 HBP: 0	
PITCHER Larry Dierker, R (1,1) ERA: 2.35	IP: 9.0 WLS: W BF: 31	H: 4 R: 0 ER: 0 SO: 9	BB: 1 IBB: 0 HBP: 0 BLK: 0	WP: 0 HR: 0 S: 48 P: 52	ERA: 0.00 WHIP: 0.556	PITCHER											

Batter	1	2	3	4	5	6	7	8	9	AB	R	H	RBI	BB	SO	LOB	BOTTOM		
Joe Morgan, L (1,4) OBP: 0.378, SLG: 0.382	0-0 F9		0-0 F8		0-0 FC4-6			0-0 1-3	4 0 0 0 0 0 1								San Francisco Giants @ Houston Astros Astrodome, Houston, TX Fri Sep 05 1969, 8:05 PM EDT Att: 20,162 - Unknown		
Jesus Alou, R (1,9) OBP: 0.259, SLG: 0.310	0-0 1B		0-0 F4		0-3 K		0-0 2B	4 0 2 0 0 1 1											
Jimmy Wynn, R (1,8) OBP: 0.426, SLG: 0.498	0-0 F7			0-0 6-3		0-0 5-3		0-0 F4	4 0 0 0 0 0 2										
Tommy Davis, R (1,7) OBP: 0.315, SLG: 0.373	0-0 1-3			0-0 WP BB 1B		0-0 F3		0-0 F8	4 0 1 0 0 0 2										
Curt Blefary, L (1,3) OBP: 0.352, SLG: 0.400		0-0 G3		4-0 G5-3 WP BB 1-2		0-0 F9		0-0 G3	3 0 0 0 1 0 0										
Doug Rader, R (1,5) OBP: 0.343, SLG: 0.391		0-0 F7		4-0 1-2 2-3 BB		0-0 F9		0-0 HR 1B	3 1 1 0 1 0 0										
Denis Menke, R (1,6) OBP: 0.384, SLG: 0.406		4-0 BB		0-0 G5-3 2-3		0-0 1B		0-0 HR	3 1 2 2 1 0 3										
Johnny Edwards, L (1,2) OBP: 0.314, SLG: 0.353	0-0 4-3				4-0 FC4-6 BB		0-0 F7	2 0 0 0 1 0 2											
Larry Dierker, R (1,1) OBP: 0.157, SLG: 0.190			0-0 4-3		0-3 K		0-0 1-3	3 0 0 0 0 1 2											
Inning Stats	R: 0 E: 0 K: 0 S: 4	H: 1 LOB: 1 BB: 0 P: 4	R: 0 E: 0 K: 0 S: 3	H: 0 LOB: 1 BB: 1 P: 7	R: 0 E: 0 K: 0 S: 3	H: 1 LOB: 2 BB: 2 P: 11	R: 0 E: 0 K: 2 S: 7	H: 0 LOB: 1 BB: 1 P: 11	R: 0 E: 0 K: 0 S: 3	H: 1 LOB: 1 BB: 0 P: 3	R: 0 E: 0 K: 0 S: 4	H: 1 LOB: 1 BB: 0 P: 4	R: 0 E: 0 K: 0 S: 4	H: 1 LOB: 0 BB: 0 P: 4	R: 2 E: 0 K: 0 S: 3	H: 2 LOB: 0 BB: 0 P: 3		1B: 4 2B: 1 3B: 0 HR: 1	SF: 0 SAC: 0 DP: 1 HBP: 0
PITCHER Gaylord Perry, R (1,1) ERA: 2.61	IP: 8.1 WLS: L BF: 34	H: 6 R: 2 ER: 2 SO: 2	BB: 4 IBB: 0 HBP: 0 BLK: 0	WP: 1 HR: 1 S: 34 P: 50	ERA: 2.16 WHIP: 1.200	PITCHER													

Batter	1	2	3	4	5	6	7	8	9	AB	R	H	RBI	BB	SO	LOB	TOP				
Bobby Bonds, R OBP: 0.351, SLG: 0.491 (1, 9)										5	1	1	0	0	1	3	San Francisco Giants @ Houston Astros Astrodome, Houston, TX Sun Sep 07 1969, 4:33 AM EDT Att: 20,960 - Unknown				
Ron Hunt, R OBP: 0.363, SLG: 0.342 (1, 4)										4	0	1	2	0	0	2					
Willie Mays, R OBP: 0.372, SLG: 0.452 (1, 8)										4	1	2	0	1	1	2					
Willie McCovey, L OBP: 0.455, SLG: 0.685 (1, 3)										5	0	0	0	0	2	4					
Jim Ray Hart, R OBP: 0.371, SLG: 0.357 (5, 7)										2	1	0	0	1	0	0					
Ken Henderson, S OBP: 0.306, SLG: 0.342 (5, 7)										1	0	0	0	1	1	0					
Jim Davenport, R OBP: 0.314, SLG: 0.318 (4, 5)										1	1	0	0	1	1	0					
Don Mason, L OBP: 0.327, SLG: 0.269 (4, 5)										3	0	0	0	0	0	1					
Dick Dietz, R OBP: 0.367, SLG: 0.381 (9, PH)										1	1	0	1	3	0	0					
Bob Burda, L OBP: 0.329, SLG: 0.404 (9, PH)										0	0	0	0	1	0	0					
Tito Fuentes, S OBP: 0.330, SLG: 0.350 (9, 6)										0	0	0	0	0	0	0					
Hal Lanier, R OBP: 0.258, SLG: 0.252 (9, PH)										3	1	2	1	1	1	1					
Dave Marshall, L OBP: 0.351, SLG: 0.297 (9, 2)										1	0	0	0	0	0	2					
Bob Barton, R OBP: 0.252, SLG: 0.198 (9, 2)										0	0	0	0	0	0	0					
Ray Sadecki, L OBP: 0.261, SLG: 0.205 (6, 1)										3	0	1	2	0	1	3					
Frank Linzy, R OBP: 0.355, SLG: 0.259 (6, 1)										0	0	0	0	0	0	0					
Don McMahon, R OBP: 0.143, SLG: 0.143 (6, 1)										0	0	0	0	0	0	0					
Mike McCormick, L OBP: 0.220, SLG: 0.236 (6, 1)										0	0	0	0	0	0	0					
Inning Stats	R: 0 E: 0 K: 0 S: 3	H: 0 LOB: 0 BB: 0 P: 3	R: 0 E: 0 K: 2 S: 7	H: 0 LOB: 0 BB: 0 P: 7	R: 0 E: 0 K: 1 S: 6	H: 1 LOB: 2 BB: 1 P: 10	R: 6 E: 0 K: 1 S: 9	H: 4 LOB: 4 BB: 1 P: 25	R: 0 E: 0 K: 1 S: 6	H: 1 LOB: 2 BB: 1 P: 10	R: 0 E: 0 K: 1 S: 5	H: 0 LOB: 0 BB: 0 P: 5	R: 0 E: 0 K: 1 S: 6	H: 1 LOB: 2 BB: 2 P: 7	R: 0 E: 0 K: 0 S: 3	H: 0 LOB: 2 BB: 2 P: 11	1B: 6 2B: 1 3B: 0 HR: 0	SF: 0 SAC: 1 DP: 0 HBP: 1	WP: 0 PB: 0 SB: 1 CS: 0	PA: 44	
PITCHER	IP	WLS	BF	H	R	ER	SO	BB	IBB	HBP	BLK	WP	HR	S	P	ERA	WHIP				
Don Wilson, R ERA: 4.03 (1, 1)	3.1		17	2	5	5	3	5	0	0	0	0	0	18	38	13.50	2.100				
Jim Bouton, R ERA: 3.49 (4, 1)	1.2		10	4	1	1	2	1	0	0	0	0	0	13	17	5.40	3.000				
Jim Ray, R ERA: 4.12 (6, 1)	1.0		4	0	0	0	1	1	0	0	0	0	0	5	9	0.00	1.000				
Jack Billingham, R ERA: 4.4 (7, 1)	3.0	W	13	1	0	0	2	1	1	1	0	0	0	14	23	0.00	0.667				

Batter	1	2	3	4	5	6	7	8	9	AB	R	H	RBI	BB	SO	LOB	BOTTOM				
Joe Morgan, L OBP: 0.378, SLG: 0.385 (1, 4)										4	1	2	0	1	1	0	San Francisco Giants @ Houston Astros Astrodome, Houston, TX Sun Sep 07 1969, 4:33 AM EDT Att: 20,960 - Unknown				
Jesus Alou, R OBP: 0.265, SLG: 0.318 (8, 7)										5	1	2	0	0	4						
Jimmy Wynn, R OBP: 0.432, SLG: 0.507 (1, 8)										3	3	2	0	2	1	1					
Tommy Davis, R OBP: 0.319, SLG: 0.379 (8, 9)										4	0	3	3	0	0	1					
Norm Miller, L OBP: 0.362, SLG: 0.367 (8, 9)										1	0	0	0	0	0	1					
Doug Rader, R OBP: 0.344, SLG: 0.388 (1, 5)										4	0	1	1	1	0	3					
Denis Menke, R OBP: 0.388, SLG: 0.405 (1, 3)										2	1	0	0	3	1	3					
Marty Martinez, S OBP: 0.341, SLG: 0.367 (6, PR)										3	0	1	0	0	0	2					
Leon McFadden, R OBP: 0.218, SLG: 0.203 (7, 6)										2	1	0	0	0	0	5					
Johnny Edwards, L OBP: 0.311, SLG: 0.347 (9, PH)										3	0	0	0	1	1	0					
Hector Torres, R OBP: 0.190, SLG: 0.230 (9, PH)										1	0	1	1	0	0	0					
Don Wilson, R OBP: 0.172, SLG: 0.128 (4, 1)										1	0	0	0	0	0	0					
Julio Gotay, R OBP: 0.190, SLG: 0.289 (5, PH)										0	0	0	0	0	0	0					
Jim Ray, R OBP: 0.190, SLG: 0.190 (5, PH)										1	0	0	0	0	0	0					
Bob Watson, R OBP: 0.190, SLG: 0.240 (5, PH)										1	0	1	2	0	0	0					
Jack Billingham, R OBP: 0.256, SLG: 0.277 (7, 1)										1	0	0	0	0	0	0					
Inning Stats	R: 0 E: 0 K: 1 S: 5	H: 1 LOB: 1 BB: 0 P: 5	R: 0 E: 0 K: 0 S: 3	H: 1 LOB: 1 BB: 1 P: 7	R: 0 E: 0 K: 1 S: 5	H: 0 LOB: 0 BB: 0 P: 5	R: 1 E: 0 K: 1 S: 7	H: 2 LOB: 1 BB: 0 P: 7	R: 0 E: 0 K: 0 S: 3	H: 0 LOB: 0 BB: 0 P: 3	R: 5 E: 0 K: 0 S: 8	H: 6 LOB: 3 BB: 3 P: 20	R: 0 E: 0 K: 0 S: 4	H: 1 LOB: 2 BB: 1 P: 8	R: 0 E: 0 K: 1 S: 6	H: 1 LOB: 3 BB: 3 P: 15	1B: 11 2B: 2 3B: 1 HR: 0	SF: 0 SAC: 0 DP: 3 HBP: 0	WP: 1 PB: 0 SB: 2 CS: 1	PA: 44	
PITCHER	IP	WLS	BF	H	R	ER	SO	BB	IBB	HBP	BLK	WP	HR	S	P	ERA	WHIP				
Ray Sadecki, L ERA: 4.26 (1, 1)	5.0		21	6	4	4	3	2	0	0	0	0	0	25	33	7.20	1.600				
Frank Linzy, R ERA: 3.72 (6, 1)	0.0		2	2	0	0	0	0	0	0	0	0	0	2	2	∞	∞				
Don McMahon, R ERA: 4.14 (6, 1)	0.2		4	2	2	2	0	1	0	0	0	1	0	3	7	27.00	4.500				
Mike McCormick, L ERA: 3.69 (6, 1)	3.0	L	17	3	1	1	1	2	3	0	0	0	0	14	34	3.00	1.667				

Batter	1	2	3	4	5	6	7	8	9	AB	R	H	RBI	BB	SO	LOB	TOP										
Ken Henderson, S (1,9) OBP: 0.395, SLG: 0.342	1-3		FC6-4 2H 3H 4-0		3-1		F9		F7	5	0	1	2	0	0	3	San Francisco Giants @ Cincinnati Reds Crosley Field, Cincinnati, OH Mon Sep 08 1969, 3:33 AM EDT Unknown livebaseballscorecards.com										
Ron Hunt, R (1,4) OBP: 0.363, SLG: 0.341	F8		FC6-4 BB				5-3		G5-4-3	4	0	1	0	1	0	3											
Bobby Bonds, R (1,8) OBP: 0.349, SLG: 0.487	K		FC6-4 1-2 2-3		F7		F9			4	0	0	0	0	1	3											
Willie McCovey, L (1,3)		1-3	F8		F2				4-1	4	0	0	0	0	0	3											
Jim Ray Hart, R (1,7) OBP: 0.369, SLG: 0.355	F5			WP 1B		E5			6-3	4	1	1	0	0	0	0											
Jim Davenport, R (1,5) OBP: 0.310, SLG: 0.313	F9			K		F9			F8	4	0	0	0	0	1	2											
Dick Dietz, R (1,2) Don Mason, L (9, PR) OBP: 0.387, SLG: 0.387 OBP: 0.327, SLG: 0.269			SH1-4 1B	5-3		E2			E8 1B	4	1	2	1	0	0	1											
Hal Lanier, R (1,6) Tito Fuentes, S (6,6) Willie Mays, R (9, PH) OBP: 0.260, SLG: 0.253 OBP: 0.330, SLG: 0.350 OBP: 0.374, SLG: 0.452			SH1-4 2B 1B	1-2		1-H 2B			1B BB	2	1	1	0	1	1	1											
Juan Marichal, R (1,1) Leon Wagner, L (9, PH) Dave Marshall, L (9, PR) OBP: 0.163, SLG: 0.160 OBP: 1.300, SLG: 1.000 OBP: 0.351, SLG: 0.297			SH1-4 1-2 2-3	F9		K			G5-4-3 1B	2	0	0	0	0	1	3											
			1-2 2-3			K				1	0	1	1	0	0	0											
Inning Stats	R: 0 E: 0 K: 1 S: 5	H: 0 LOB: 0 BB: 0 P: 5	R: 0 E: 0 K: 0 S: 3	H: 0 LOB: 0 BB: 0 P: 3	R: 2 E: 0 K: 0 S: 6	H: 3 LOB: 2 BB: 1 P: 10	R: 0 E: 0 K: 1 S: 6	H: 1 LOB: 2 BB: 1 P: 10	R: 0 E: 0 K: 0 S: 4	H: 1 LOB: 1 BB: 0 P: 4	R: 1 E: 2 K: 2 S: 9	H: 1 LOB: 1 BB: 0 P: 9	R: 0 E: 0 K: 0 S: 3	H: 0 LOB: 0 BB: 0 P: 3	R: 0 E: 0 K: 0 S: 3	H: 0 LOB: 0 BB: 0 P: 3	R: 1 E: 1 K: 0 S: 4	H: 1 LOB: 3 BB: 1 P: 8	1B: 5 2B: 2 3B: 0 HR: 0	SF: 0 SAC: 1 DP: 1 HBP: 0	WP: 2 PB: 0 SB: 0 CS: 0	PA: 38					
PITCHER	IP	WLS	BF	H	R	ER	SO	BB	IBB	HBP	BLK	WP	HR	S	P	ERA	WHIP										
Jim Maloney, R (1,1) ERA: 2.67	8.0	W	36	7	4	2	4	3	0	0	0	2	0	41	53	2.25	1.250										
Wayne Granger, R (9,1) ERA: 3.2	1.0	S	2	0	0	0	0	0	0	0	0	0	0	2	2	0.00	0.000										

Batter	1	2	3	4	5	6	7	8	9	AB	R	H	RBI	BB	SO	LOB	BOTTOM										
Pete Rose, S (1,9) OBP: 0.429, SLG: 0.521	1B E	G4-3			1B 1B		BB			3	2	2	0	1	0	1	San Francisco Giants @ Cincinnati Reds Crosley Field, Cincinnati, OH Mon Sep 08 1969, 3:33 AM EDT Unknown livebaseballscorecards.com										
Bobby Tolan, L (1,8) OBP: 0.359, SLG: 0.511	E8 1B 1B		K		1B 1-2 1B		F5			4	1	2	0	0	1	1											
Alex Johnson, R (1,7) Jimmy Stewart, S (9,7) OBP: 0.368, SLG: 0.493 OBP: 0.312, SLG: 0.368	K		F5		1-3 2H 1B				6-3	4	0	1	1	0	1	1											
Tony Perez, R (1,5) OBP: 0.371, SLG: 0.561	E S 2H 1B		CS 1B		F2				6-3	4	0	2	1	0	0	2											
Johnny Bench, R (1,2) OBP: 0.363, SLG: 0.511	K		CS		F9		F7		HR	4	1	1	1	0	1	1											
Lee May, R (1,3) OBP: 0.332, SLG: 0.545	F2				F5		K		F5	4	0	0	0	0	1	1											
Tommy Helms, R (1,4) OBP: 0.273, SLG: 0.289			F9		F8		F7			3	0	0	0	0	0	0											
Woody Woodward, R (1,6) OBP: 0.319, SLG: 0.304		E6 1B 1B			F8		6-3			3	1	1	0	0	0	0											
Jim Maloney, L (1,1) Wayne Granger, R (9,1) OBP: 0.286, SLG: 0.442 OBP: 0.222, SLG: 0.125			G4-3 1B		K		K			3	0	1	1	0	2	0											
			3H 1B							0	0	0	0	0	0	0											
Inning Stats	R: 2 E: 1 K: 2 S: 10	H: 3 LOB: 1 BB: 0 P: 10	R: 1 E: 1 K: 0 S: 4	H: 2 LOB: 0 BB: 0 P: 4	R: 0 E: 0 K: 1 S: 5	H: 1 LOB: 0 BB: 0 P: 5	R: 0 E: 0 K: 0 S: 3	H: 0 LOB: 0 BB: 0 P: 3	R: 1 E: 0 K: 1 S: 8	H: 3 LOB: 2 BB: 0 P: 8	R: 0 E: 0 K: 1 S: 5	H: 0 LOB: 0 BB: 0 P: 5	R: 0 E: 0 K: 1 S: 5	H: 0 LOB: 1 BB: 1 P: 9	R: 1 E: 0 K: 0 S: 4	H: 1 LOB: 0 BB: 0 P: 4	1B: 9 2B: 0 3B: 0 HR: 1	SF: 0 SAC: 0 DP: 1 HBP: 0	WP: 0 PB: 0 SB: 1 CS: 1	PA: 34							
PITCHER	IP	WLS	BF	H	R	ER	SO	BB	IBB	HBP	BLK	WP	HR	S	P	ERA	WHIP										
Juan Marichal, R (1,1) ERA: 2.27	8.0	L	33	10	5	3	6	1	0	0	0	0	1	44	48	3.38	1.375										

Batter	1	2	3	4	5	6	7	8	9	10	11	12	13	14	15	AB	R	H	RBI	BB	SO	LOB	TOP					
Bobby Bonds, R OBP: 0.348, SLG: 0.483 (1.9)	5-3		F8						G4-3			K				5	0	0	1	2	2	3						
Ron Hunt, R OBP: 0.362, SLG: 0.342 (1.4)	F7			F9							F9					7	1	2	0	0	2	4						
Willie Mays, R OBP: 0.370, SLG: 0.445 (1.8)	K			F9												7	0	1	2	0	2	2						
Willie McCovey, L OBP: 0.451, SLG: 0.672 (1.3)																5	0	1	1	2	0	2						
Jim Ray Hart, R OBP: 0.360, SLG: 0.344 (1.7)																6	0	0	0	0	0	3						
Dave Marshall, L OBP: 0.351, SLG: 0.297 (15.7)	6-3															0	0	0	0	0	0	0						
Don Mason, L OBP: 0.326, SLG: 0.268 (4. PH)																1	0	0	0	0	0	0						
Jim Davenport, R OBP: 0.311, SLG: 0.315 (4.5)	1-3															5	1	2	0	0	1	0						
Hal Lanier, R OBP: 0.269, SLG: 0.252 (7. PH)																2	0	0	0	0	0	2						
Dick Dietz, R OBP: 0.367, SLG: 0.385 (7.2)																4	0	1	0	0	0	0						
Bob Barton, R OBP: 0.248, SLG: 0.194 (1.2)																2	0	0	0	0	0	0						
Jack Hiatt, R OBP: 0.338, SLG: 0.318 (7. PH)	6-3															0	0	0	0	0	0	0						
Leon Wagner, L OBP: 0.500, SLG: 0.500 (7. PH)																1	0	0	0	0	2	2						
Tito Fuentes, S OBP: 0.331, SLG: 0.349 (7.6)																3	1	1	0	0	0	0						
Bobby Bolin, R OBP: 0.350, SLG: 0.289 (5. PH)																0	0	0	0	1	0	0						
Ron Herbel, R OBP: 0.350, SLG: 0.289 (5. PH)																1	0	0	0	0	0	0						
Ken Mackinnon, S OBP: 0.350, SLG: 0.289 (7. PH)																0	1	0	0	1	0	0						
Don McMahon, R OBP: 0.350, SLG: 0.289 (7. PH)																1	0	0	0	0	1	1						
Frank Linzy, R OBP: 0.350, SLG: 0.289 (12.1)																1	0	0	0	0	0	0						
Inning Stats	R: 0 E: 0 K: 1 S: 5	H: 0 LOB: 0 BB: 0 P: 5	R: 0 E: 0 K: 0 S: 3	H: 0 LOB: 0 BB: 0 P: 3	R: 0 E: 0 K: 0 S: 3	H: 0 LOB: 1 BB: 1 P: 7	R: 0 E: 0 K: 0 S: 6	H: 0 LOB: 2 BB: 0 P: 6	R: 0 E: 0 K: 1 S: 5	H: 0 LOB: 1 BB: 1 P: 9	R: 0 E: 0 K: 1 S: 5	H: 0 LOB: 0 BB: 0 P: 5	R: 0 E: 0 K: 1 S: 5	H: 0 LOB: 0 BB: 0 P: 3	R: 0 E: 0 K: 1 S: 6	H: 0 LOB: 0 BB: 0 P: 3	R: 0 E: 0 K: 0 S: 6	H: 0 LOB: 0 BB: 0 P: 3	R: 0 E: 0 K: 1 S: 6	H: 0 LOB: 0 BB: 0 P: 3	R: 0 E: 0 K: 1 S: 6	H: 0 LOB: 0 BB: 0 P: 3	R: 0 E: 0 K: 0 S: 3	H: 0 LOB: 0 BB: 0 P: 3	1B: 8 2B: 1 3B: 0 HR: 0	SF: 0 SAC: 0 DP: 2 HBP: 0	WP: 0 PB: 0 S: 0 CS: 0	PA: 58
PITCHER	IP ERA WLS BF H R ER SO BB IBB HBP BLK WP HR S P ERA WHIP	6.0 4.91 0.1 25 3 0 0 2 0 0 0 0 0 0 1 9 0.00 6.000	7.1 3.68 0.1 3 2 1 1 0 0 0 0 0 0 0 4 4 27.00 3.000	7.1 5.06 0.1 1 0 0 0 0 0 0 0 0 0 0 1 1 0.00 0.000	8.1 2.99 8.0 W 27 3 0 0 5 1 0 0 0 0 0 0 36 40 0.00 0.500																							

San Francisco Giants @ Cincinnati Reds
Crosley Field, Cincinnati, OH
Mon Sep 08 1969, 7:05 PM EDT
Att: 16,926 - Unknown

AB 52
R 4
H 9
RBI 4
BB 6
SO 8
LOB 19

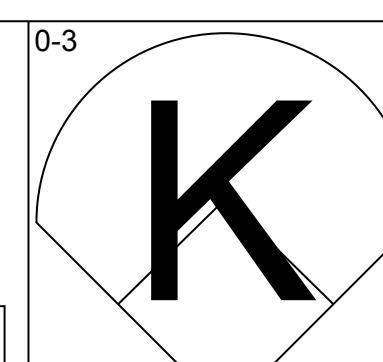
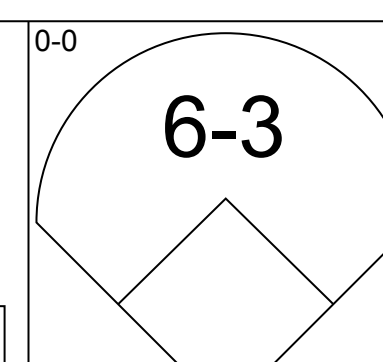
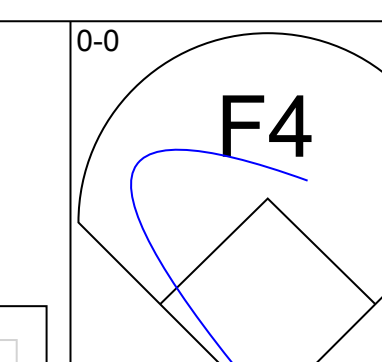
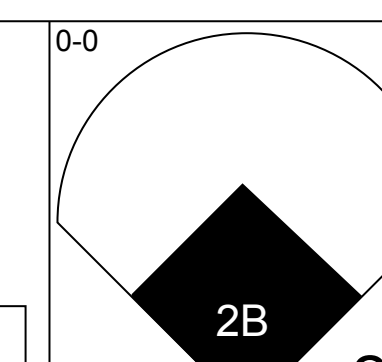
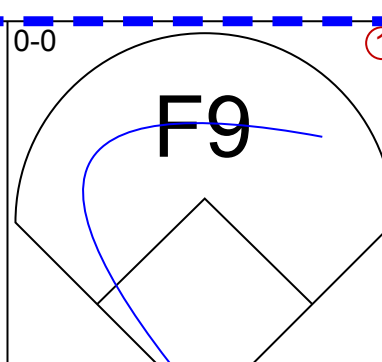
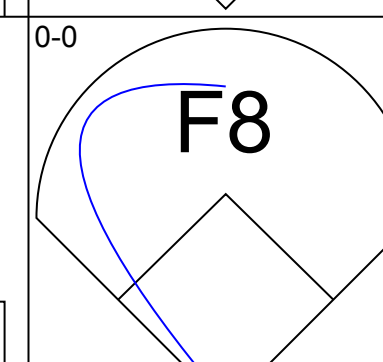
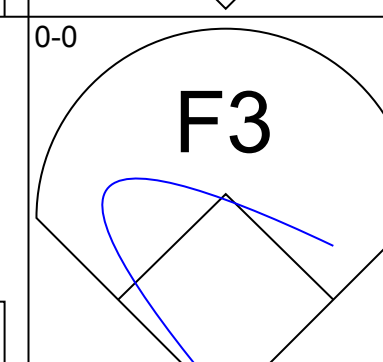
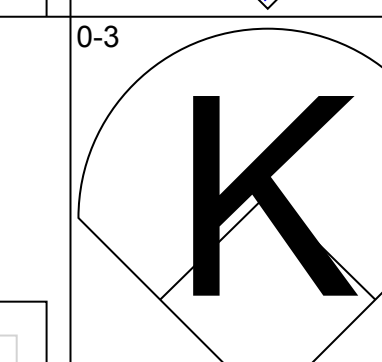
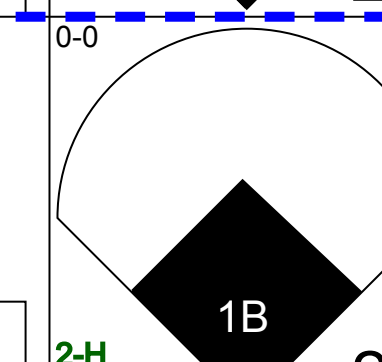
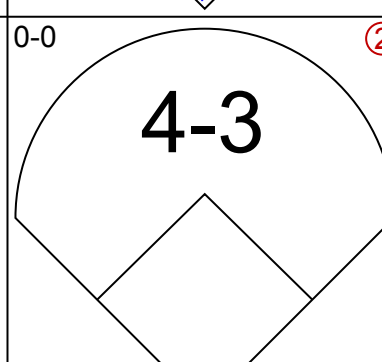
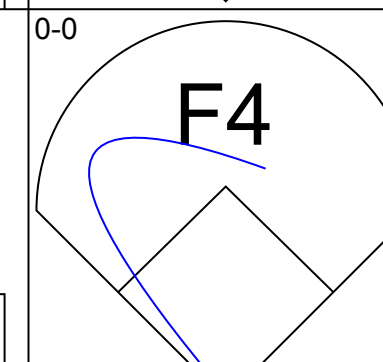
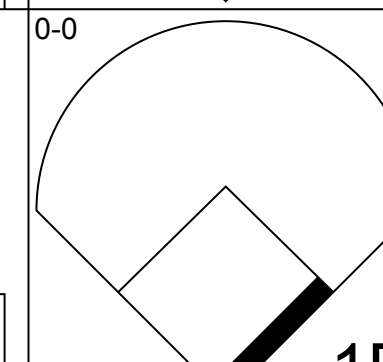

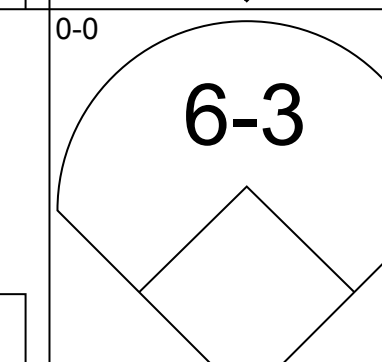
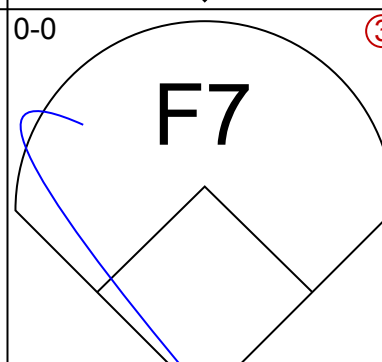

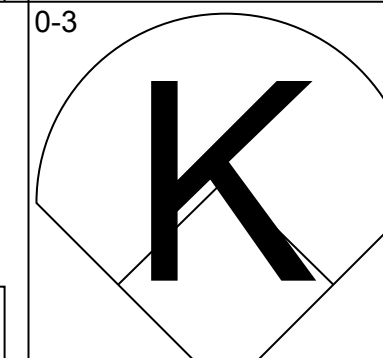
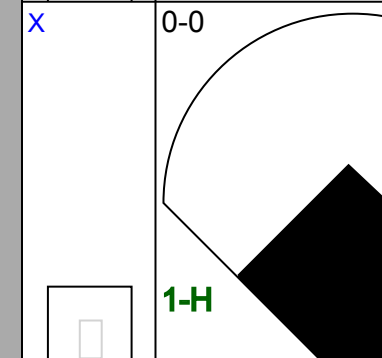
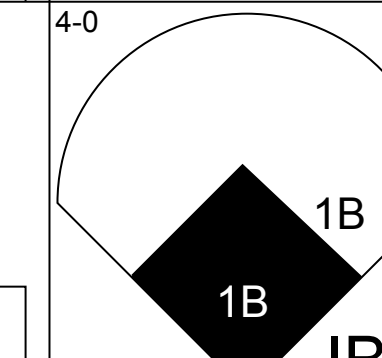

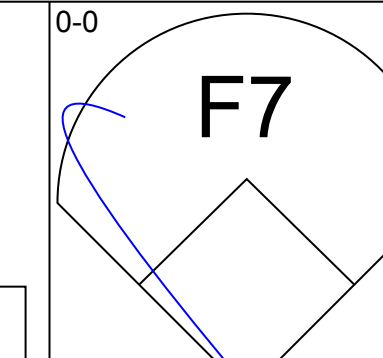
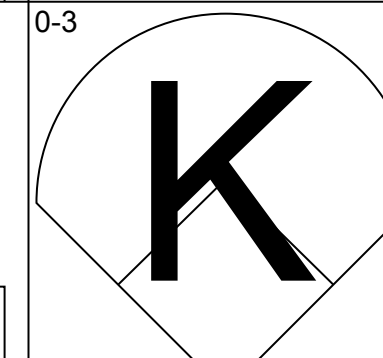
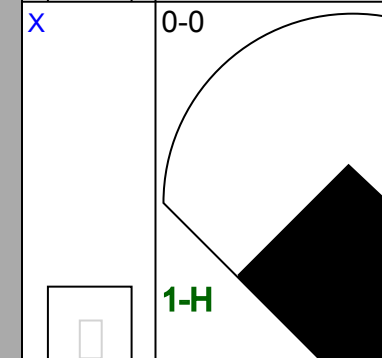
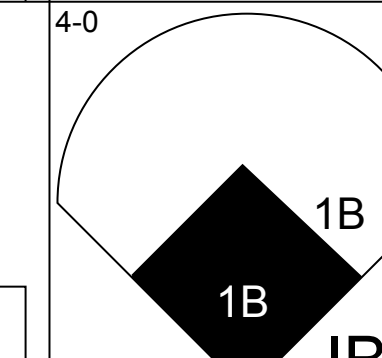
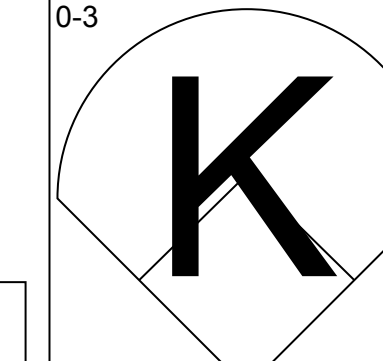
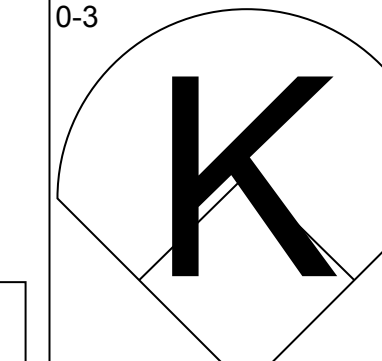
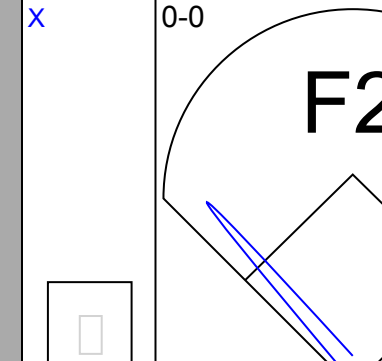
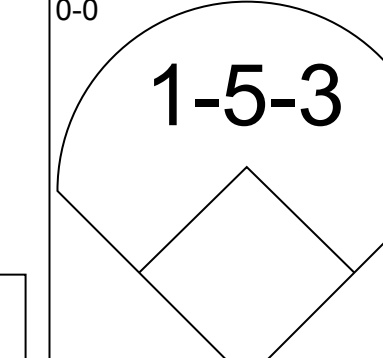
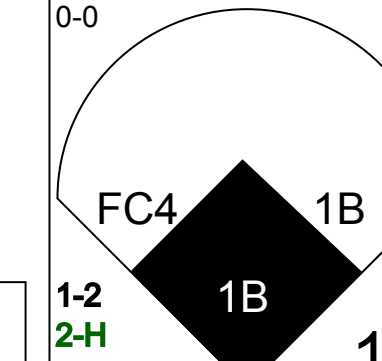


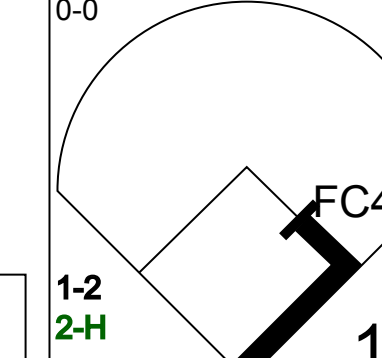
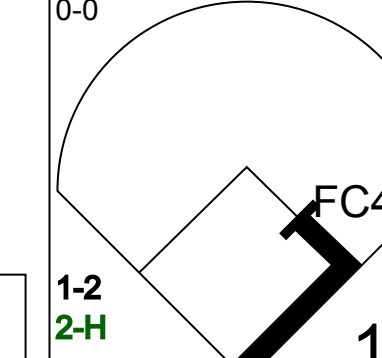

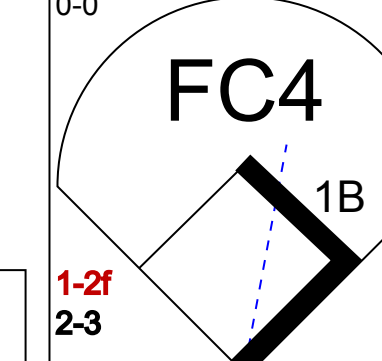
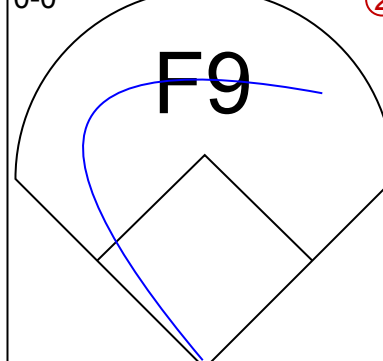
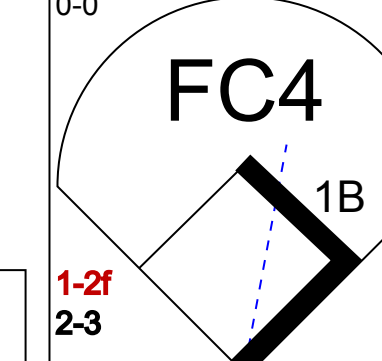
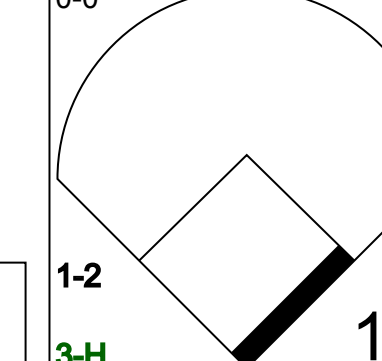

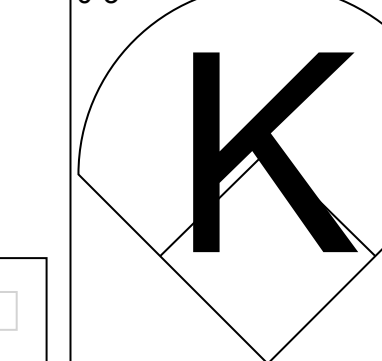
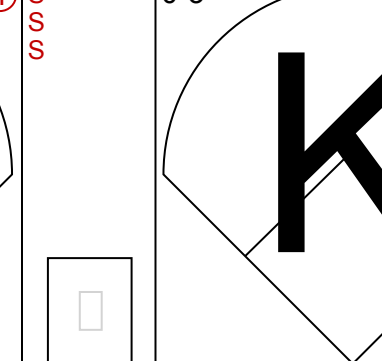
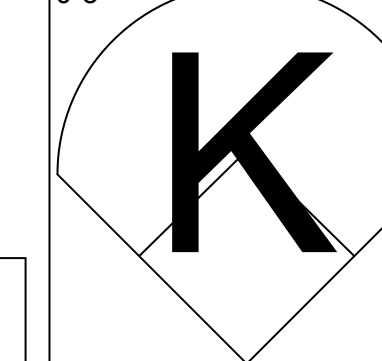


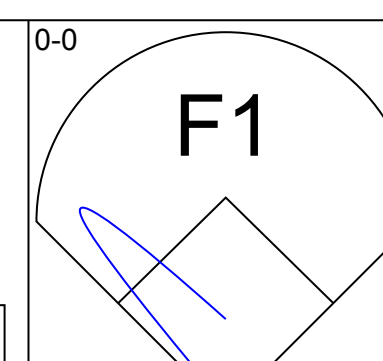
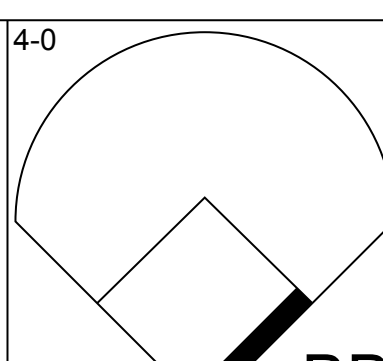
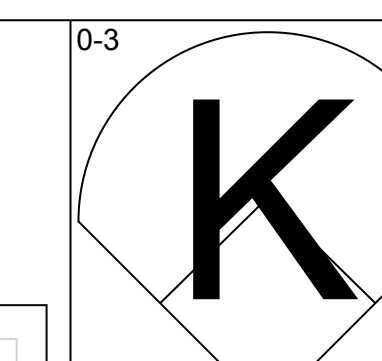
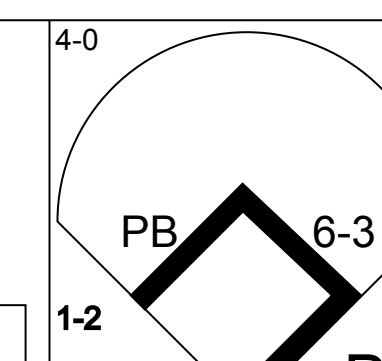
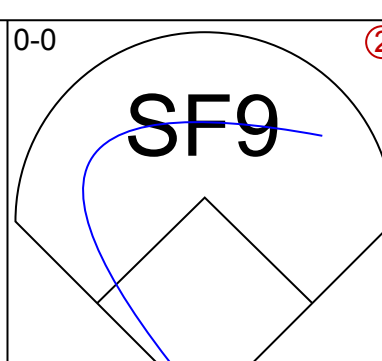
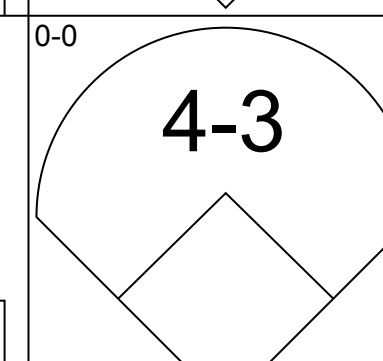
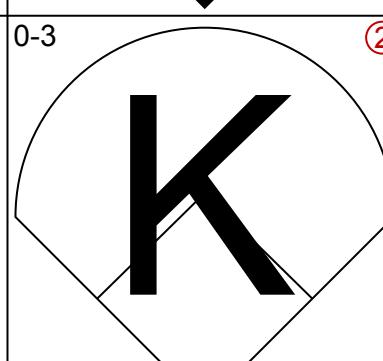
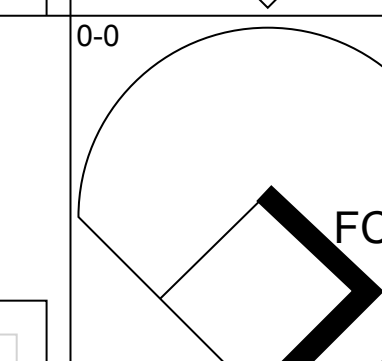
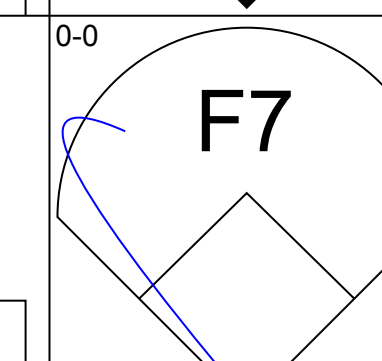
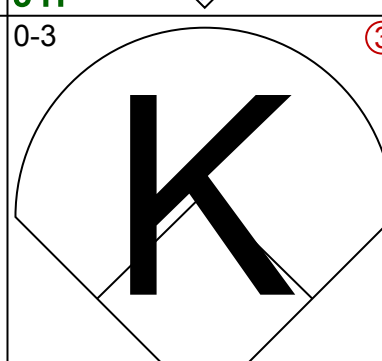
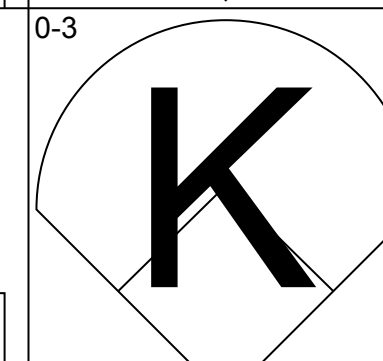
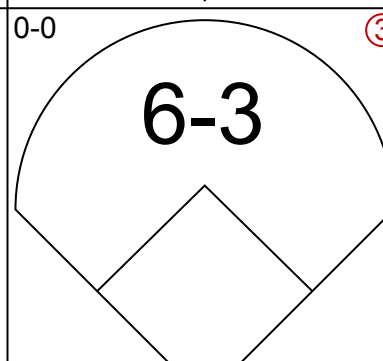
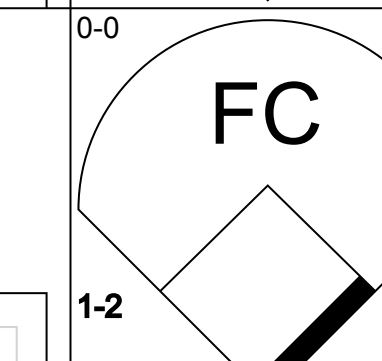
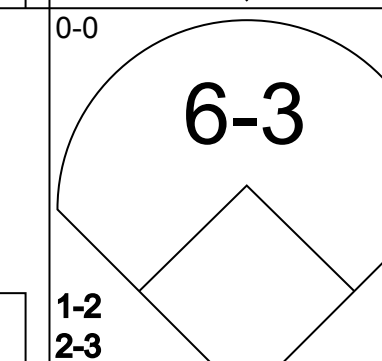



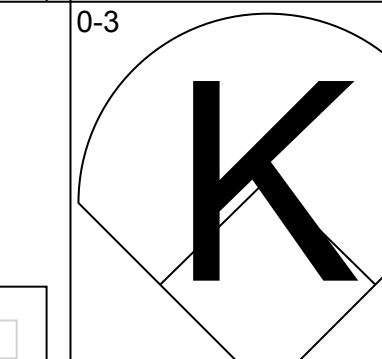
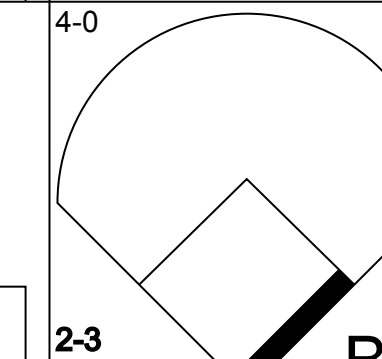
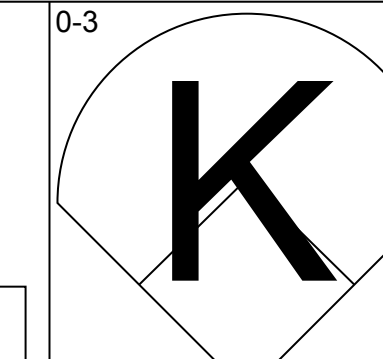
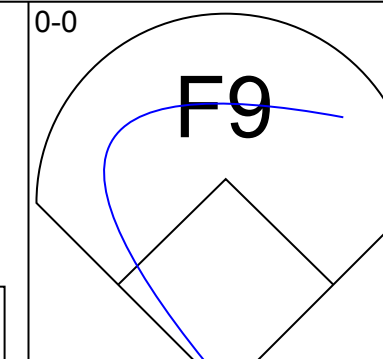
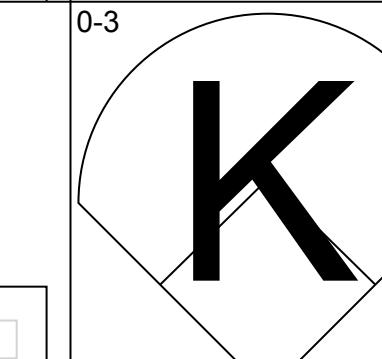
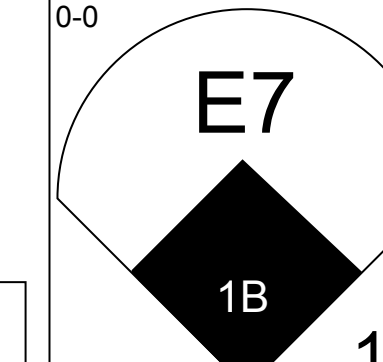
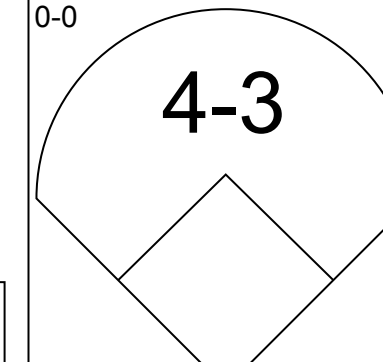
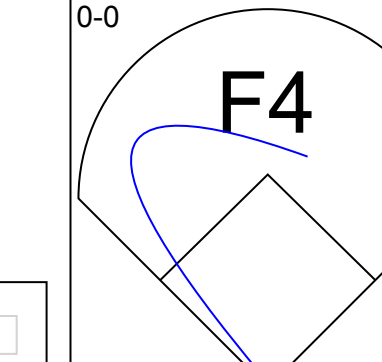
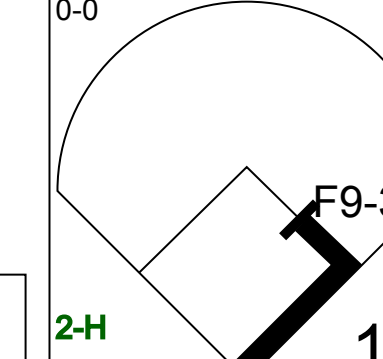
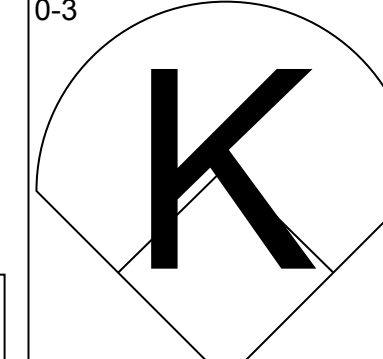

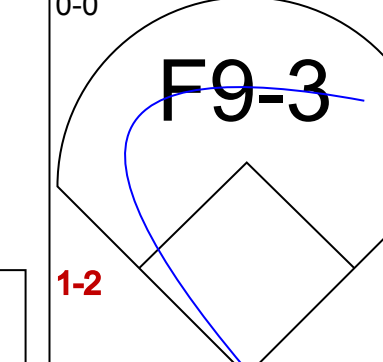





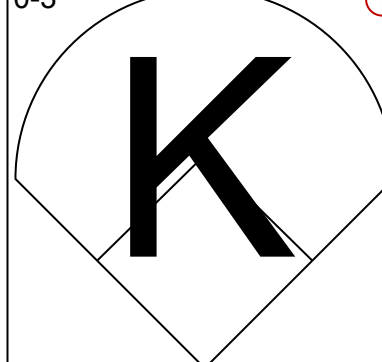

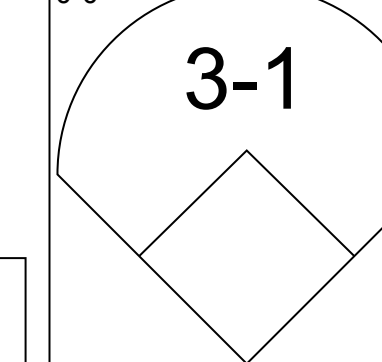

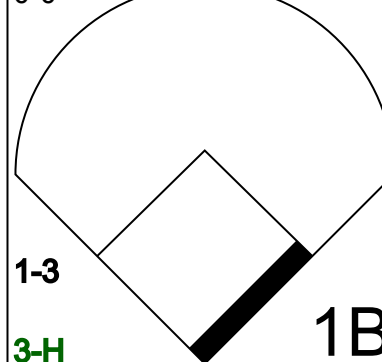
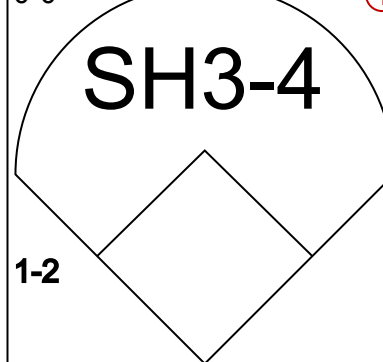
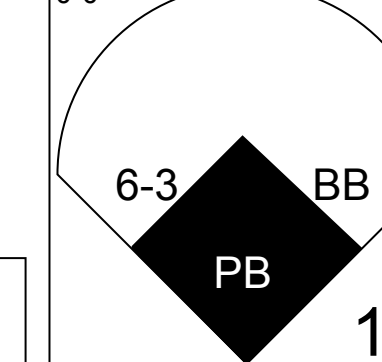
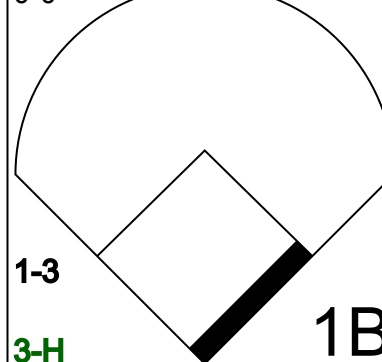
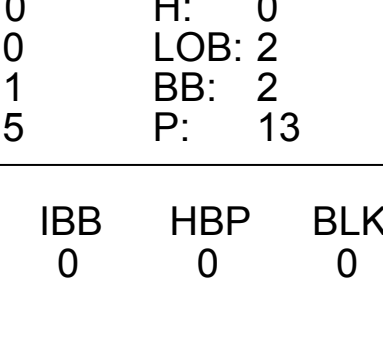
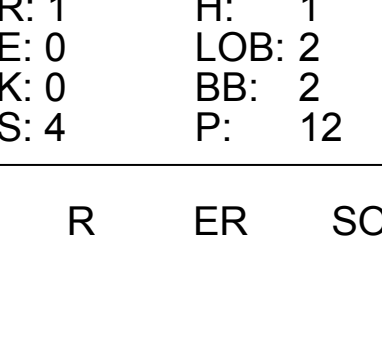
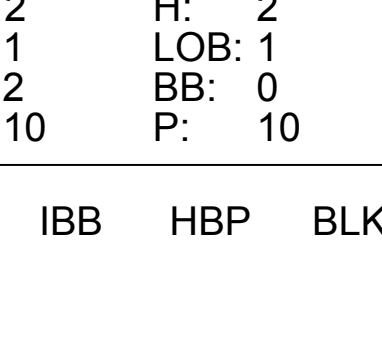


Batter	1	2	3	4	5	6	7	8	9	10	11	12	13	14	15	AB	R	H	RBI	BB	SO	LOB	BOTTOM					
Pete Rose, S OBP: 0.431, SLG: 0.520 (1.9)	4-3															5	0	2	3	2	0	0						
Bobby Tolan, L OBP: 0.357, SLG: 0.506 (1.8)	F2															7	0	1	1	0	0	5						
Alex Johnson, R OBP: 0.365, SLG: 0.489 (1.7)																4	0	0	0	0	2	1						
Wayne Granger, R OBP: 0.250, SLG: 0.118 (8.1)	K															1	0	0	0	1	1	0						
Tony Perez, R OBP: 0.369, SLG: 0.557 (1.5)																6	1	1	0	0	2	1						
Giraldo Ruiz, S OBP: 0.298, SLG: 0.281 (14.5)																0	0	0	0	0	0	0						
Johnny Bench, R OBP: 0.358, SLG: 0.505 (1.2)																6	0	0	0	0	2	1						
Lee May, R OBP: 0.332, SLG: 0.542 (1.3)																5	2	1	0	0	1	0						
Tommy Helms, R OBP: 0.289, SLG: 0.284 (1.4)																6	0	0	0	0	1	3						
Woody Woodward, R OBP: 0.321, SLG: 0.307 (1.6)																5	1	2	1	0	1	0						
Ted Savage, R OBP: 0.337, SLG: 0.346 (15. PH)																1	1	1	0	0	0	0						
Gerry Arrigo, L OBP: 0.350, SLG: 0.289 (5. PH)																1	0	0	0	1	0	2						
Ron Herbel, R OBP: 0.350, SLG: 0.289 (7. PH)																0	0	0	0	0	0	0						
Don McMahon, R OBP: 0.350, SLG: 0.289 (7. PH)																0	0	0	0	0	0	0						
Frank Linzy, R OBP: 0.350, SLG: 0.289 (12.1)																2	0	0	0	0	0	0						
Inning Stats	R: 0 E: 0 K: 1 S: 5	H: 0 LOB: 0 BB: 0 P: 5	R: 3 E: 0 K: 0 S: 6	H: 3 LOB: 2 BB: 1 P: 11	R: 0 E: 0 K: 2 S: 7	H: 0 LOB: 0 BB: 0 P: 7	R: 0 E: 0 K: 0 S: 6	H: 0 LOB: 0 BB: 0 P: 6	R: 0 E: 0 K: 1 S: 5	H: 0 LOB: 0 BB: 0 P: 5	R: 0 E: 0 K: 1 S: 5	H: 0 LOB: 0 BB: 0 P: 5	R: 0 E: 0 K: 1 S: 5	H: 0 LOB: 0 BB: 0 P: 3	R: 0 E: 0 K: 1 S: 6	H: 0 LOB: 0 BB: 0 P: 3	R: 0 E: 0 K: 0 S: 5	H: 0 LOB: 0 BB: 0 P: 3	R: 0 E: 0 K: 1 S: 6	H: 0 LOB: 0 BB: 0 P: 3	R: 0 E: 0 K: 1 S: 6	H: 0 LOB: 0 BB: 0 P: 3	R: 1 E: 0 K: 0 S: 3	H: 2 LOB: 2 BB: 1 P: 7	1B: 8 2B: 0 3B: 0 HR: 0	SF: 0 SAC: 1 DP: 0 HBP: 1	WP: 0 PB: 0 S: 0 CS: 0	PA: 56
PITCHER	IP ERA WLS BF H R ER SO BB IBB HBP BLK WP HR S P ERA WHIP	4.0 4.48 2.0 20 6 0 0 1 0 0 0 0 0 0 8 8 0.00 0.000	5.1 3.96 5.0 16 0 0 0 4 1 0 0 0 0 0 23 27 0.00 0.200	7.1 3.73 3.1 L 14 2 1 1 2 1 1 0 0 0 0 16 24 2.70 0.900																								

San Francisco Giants @ Cincinnati Reds
Crosley Field, Cincinnati, OH
Mon Sep 08 1969, 7:05 PM EDT
Att: 16,926 - Unknown

AB 50
R 5
H 8
RBI 5
BB 4
SO 10
LOB 13



Batter	1	2	3	4	5	6	7	8	9	AB	R	H	RBI	BB	SO	LOB	TOP					
Bobby Bonds, R OBP: 0.347, SLG: 0.482 (1, 9)										5	1	1	0	0	1	0	San Francisco Giants @ Cincinnati Reds Crosley Field, Cincinnati, OH Tue Sep 09 1969, 7:05 PM EDT Att: 14,268 - Unknown					
Ron Hunt, R OBP: 0.361, SLG: 0.344 (1, 4)										4	0	1	1	0	1	0						
Don Mason, L OBP: 0.325, SLG: 0.267 (8, PR) (8, 4)										1	1	0	0	0	0	0						
Willie Mays, R OBP: 0.370, SLG: 0.444 (1, 8)										5	1	2	0	0	0	1						
Willie McCovey, L OBP: 0.451, SLG: 0.677 (1, 3)										3	2	1	2	1	1	1						
Jim Ray Hart, R OBP: 0.358, SLG: 0.343 (1, 7)										1	0	0	0	0	1	0						
Ken Henderson, S OBP: 0.307, SLG: 0.342 (3, 7)										3	1	1	1	0	1	0						
Dick Dietz, R OBP: 0.369, SLG: 0.400 (1, 2)										4	1	2	2	0	0	0						
Tito Fuentes, S OBP: 0.328, SLG: 0.355 (1, 5)										4	0	1	0	0	0	2						
Hal Lanier, R OBP: 0.261, SLG: 0.252 (1, 6)										3	0	1	1	1	0	0						
Gaylord Perry, R OBP: 0.170, SLG: 0.168 (1, 1)										4	0	0	0	0	3	4						
Inning Stats	R: 0 E: 0 K: 1 S: 5	H: 0 LOB: 0 BB: 0 P: 5	R: 0 E: 0 K: 1 S: 5	H: 0 LOB: 0 BB: 0 P: 5	R: 0 E: 0 K: 0 S: 3	H: 0 LOB: 0 BB: 0 P: 3	R: 0 E: 0 K: 1 S: 6	H: 1 LOB: 1 BB: 0 P: 6	R: 1 E: 0 K: 1 S: 6	H: 1 LOB: 0 BB: 0 P: 6	R: 0 E: 0 K: 2 S: 7	H: 0 LOB: 0 BB: 0 P: 7	R: 2 E: 0 K: 1 S: 8	H: 3 LOB: 2 BB: 1 P: 12	R: 4 E: 0 K: 1 S: 10	H: 5 LOB: 2 BB: 1 P: 14	R: 0 E: 0 K: 0 S: 3	H: 0 LOB: 0 BB: 0 P: 3	1B: 5 2B: 3 3B: 0 HR: 2	SF: 0 SAC: 0 DP: 0 HBP: 0	WP: 0 PB: 0 SB: 0 CS: 0	PA: 39
PITCHER	IP	WLS	BF	H	R	ER	SO	BB	IBB	HBP	BLK	WP	HR	S	P	ERA	WHIP					
Jim Merritt, L ERA: 4.42 (1, 1)	7.0	L	28	6	4	4	7	0	1	0	0	0	2	41	45	5.14	0.857					
Pedro Ramos, R ERA: 5.23 (8, 1)	1.0		8	4	3	3	1	0	1	0	0	0	0	9	13	27.00	4.000					
Jack Fisher, R ERA: 5.45 (9, 1)	1.0		3	0	0	0	0	0	0	0	0	0	0	3	3	0.00	0.000					

Batter	1	2	3	4	5	6	7	8	9	AB	R	H	RBI	BB	SO	LOB	BOTTOM					
Pete Rose, S OBP: 0.430, SLG: 0.519 (1, 9)										1	0	0	0	0	0	0	San Francisco Giants @ Cincinnati Reds Crosley Field, Cincinnati, OH Tue Sep 09 1969, 7:05 PM EDT Att: 14,268 - Unknown					
Ted Savage, R OBP: 0.344, SLG: 0.342 (2, 9)										1	0	0	1	2	1	0						
Bobby Tolan, L OBP: 0.355, SLG: 0.504 (1, 8)										5	0	1	0	0	2	5						
Alex Johnson, R OBP: 0.362, SLG: 0.485 (1, 7)										4	0	0	0	0	1	5						
Tony Perez, R OBP: 0.368, SLG: 0.554 (1, 5)										3	0	0	0	1	2	2						
Bernie Carbo, L (8, PR)										0	0	0	0	0	0	0						
Jack Fisher, R OBP: 0.111, SLG: 0.111 (9, 1)										0	0	0	0	0	0	0						
Johnny Bench, R OBP: 0.358, SLG: 0.502 (1, 2)										4	1	1	0	0	0	4						
Lee May, R OBP: 0.331, SLG: 0.540 (1, 3)										4	1	1	1	0	2	0						
Tommy Helms, R OBP: 0.269, SLG: 0.284 (1, 4)										4	1	1	0	0	0	1						
Woody Woodward, R OBP: 0.323, SLG: 0.305 (1, 6)										1	0	0	0	1	0	0						
Miguel de la Hoz, R (7, PH)										1	0	0	0	0	1	0						
Darrel Chaney, S OBP: 0.231, SLG: 0.240 (8, 6)										0	0	0	0	0	0	0						
Fred Whitfield, L OBP: 0.322, SLG: 0.200 (9, PH)										1	0	0	0	0	1	2						
Jim Merritt, L OBP: 0.195, SLG: 0.200 (1, 1)										1	0	0	0	0	0	0						
Pedro Ramos, S (8, 1)										0	0	0	0	0	0	0						
Jimmy Stewart, S OBP: 0.315, SLG: 0.371 (8, PH) (9, 5)										2	1	2	1	0	0	0						
Inning Stats	R: 0 E: 0 K: 1 S: 5	H: 0 LOB: 0 BB: 0 P: 5	R: 1 E: 1 K: 1 S: 6	H: 2 LOB: 0 BB: 0 P: 6	R: 0 E: 0 K: 1 S: 5	H: 0 LOB: 2 BB: 2 P: 13	R: 0 E: 0 K: 1 S: 5	H: 0 LOB: 0 BB: 0 P: 5	R: 0 E: 0 K: 2 S: 9	H: 1 LOB: 2 BB: 0 P: 9	R: 0 E: 0 K: 2 S: 7	H: 0 LOB: 0 BB: 0 P: 7	R: 1 E: 0 K: 0 S: 4	H: 1 LOB: 2 BB: 2 P: 12	R: 2 E: 1 K: 2 S: 10	H: 2 LOB: 1 BB: 0 P: 10	R: 0 E: 0 K: 0 S: 3	H: 2 LOB: 1 BB: 0 P: 10	1B: 6 2B: 1 3B: 0 HR: 0	SF: 1 SAC: 1 DP: 1 HBP: 0	WP: 0 PB: 1 SB: 0 CS: 0	PA: 38
PITCHER	IP	WLS	BF	H	R	ER	SO	BB	IBB	HBP	BLK	WP	HR	S	P	ERA	WHIP					
Gaylord Perry, R ERA: 2.53 (1, 1)	9.0	W	38	6	4	0	10	4	0	0	0	0	0	54	70	0.00	1.111					

Batter	1	2	3	4	5	6	7	8	9	AB	R	H	RBI	BB	SO	LOB	TOP					
Bobby Bonds, R OBP: 0.348, SLG: 0.481 (1, 9)										3	1	1	0	1	0	1	San Francisco Giants @ Atlanta Braves Atlanta Stadium, Atlanta, GA Wed Sep 10 1969, 7:05 PM EDT Att: 10,705 - Unknown					
Ken Henderson, S OBP: 0.309, SLG: 0.342 (1, 7)										3	1	1	2	1	1	2						
Willie Mays, R OBP: 0.321, SLG: 0.442 George Foster, R (8, 7)										4	1	1	0	0	0	1						
Willie McCovey, L OBP: 0.452, SLG: 0.678 (1, 3)										4	0	2	2	0	0	0						
Dick Dietz, R OBP: 0.364, SLG: 0.393 (1, 2)										4	0	0	0	0	2	2						
Jim Davenport, R OBP: 0.310, SLG: 0.314 (1, 5)										4	0	1	0	0	2	2						
Don Mason, L OBP: 0.263 Dave Marshall, L OBP: 0.350, SLG: 0.296 (9, PH)										3	0	0	0	0	0	1						
Hal Lanier, R OBP: 0.262, SLG: 0.253 Bob Burda, L OBP: 0.325, SLG: 0.399 (9, PH)										2	0	1	0	0	0	0						
Ron Bryant, S OBP: 0.248, SLG: 0.279 Ron Fickett, K (4, 1)										1	0	0	0	0	1	1						
John Stephenson, L OBP: 0.286, SLG: 0.333 Bobby Bolin, R OBP: 0.310, SLG: 0.289 Leon Wagner, R OBP: 0.322, SLG: 0.323 Don McMahon, R OBP: 0.125, SLG: 0.125 Jim Ray Hart, R OBP: 0.301, SLG: 0.341 (9, PH)										1	0	0	0	0	0	0						
Inning Stats	R: 0 E: 0 K: 0 S: 2	H: 0 LOB: 0 BB: 1 P: 6	R: 0 E: 1 K: 1 S: 6	H: 1 LOB: 1 BB: 0 P: 6	R: 0 E: 0 K: 1 S: 5	H: 1 LOB: 0 BB: 0 P: 5	R: 0 E: 0 K: 1 S: 5	H: 0 LOB: 0 BB: 0 P: 5	R: 0 E: 0 K: 1 S: 5	H: 0 LOB: 0 BB: 0 P: 5	R: 4 E: 0 K: 1 S: 10	H: 5 LOB: 1 BB: 0 P: 10	R: 0 E: 1 K: 0 S: 4	H: 0 LOB: 1 BB: 1 P: 8	R: 0 E: 0 K: 1 S: 6	H: 1 LOB: 1 BB: 0 P: 6	R: 0 E: 0 K: 1 S: 5	H: 0 LOB: 0 BB: 0 P: 5	1B: 6 2B: 2 3B: 0 HR: 0	SF: 0 SAC: 1 DP: 2 HBP: 0	WP: 0 PB: 0 SB: 1 CS: 0	PA: 36
PITCHER	IP WLS BF H R ER SO BB IBB HBP BLK WP HR S P ERA WHIP																					
Pat Jarvis, R ERA: 4.8 (1, 1)	5.1 W 21 6 4 4 4 1 0 0 0 0 0 0 28 32 6.75 1.312																					
Paul Doyle, L ERA: 2.21 (6, 1)	0.0 1 1 0 0 0 0 0 0 0 0 0 0 1 1 ∞ ∞																					
Cecil Upshaw, R ERA: 3.21 (6, 1)	3.2 S 14 1 0 0 3 1 0 0 0 0 0 0 19 23 0.00 0.545																					

Batter	1	2	3	4	5	6	7	8	9	AB	R	H	RBI	BB	SO	LOB	BOTTOM					
Felipe Alou, R OBP: 0.319, SLG: 0.347 (1, 8)										4	1	0	0	1	0	2	San Francisco Giants @ Atlanta Braves Atlanta Stadium, Atlanta, GA Wed Sep 10 1969, 7:05 PM EDT Att: 10,705 - Unknown					
Felix Milan, R OBP: 0.313, SLG: 0.348 (1, 4)										5	0	0	0	0	1	3						
Hank Aaron, R OBP: 0.410, SLG: 0.636 (1, 9)										3	3	2	1	1	0	0						
Rico Carty, R OBP: 0.401, SLG: 0.532 Oscar Brown, R (7, PR)										4	2	2	2	0	0	2						
Mike Lum, L OBP: 0.299, SLG: 0.284 (8, 7)										0	1	0	0	0	0	0						
Orlando Cepeda, R OBP: 0.327, SLG: 0.442 (1, 3)										3	1	1	2	1	0	0						
Bob Aspromonte, R OBP: 0.303, SLG: 0.337 (1, 5)										3	0	1	1	1	0	2						
Bob Didier, S OBP: 0.311, SLG: 0.301 (1, 2)										3	0	0	0	0	0	3						
Gil Garrido, R OBP: 0.279, SLG: 0.249 (1, 6)										3	0	3	1	1	0	0						
Pat Jarvis, R OBP: 0.125, SLG: 0.098 Paul Doyle, L (6, 1)										1	0	0	0	0	0	1						
Cecil Upshaw, R OBP: 0.286, SLG: 0.500 (6, 1)										2	0	0	0	0	2	2						
Inning Stats	R: 0 E: 0 K: 0 S: 3	H: 0 LOB: 0 BB: 0 P: 3	R: 0 E: 0 K: 0 S: 3	H: 0 LOB: 1 BB: 1 P: 7	R: 0 E: 0 K: 0 S: 4	H: 1 LOB: 1 BB: 0 P: 4	R: 3 E: 0 K: 0 S: 6	H: 4 LOB: 1 BB: 1 P: 10	R: 2 E: 0 K: 0 S: 5	H: 2 LOB: 0 BB: 0 P: 5	R: 0 E: 0 K: 1 S: 6	H: 1 LOB: 0 BB: 0 P: 6	R: 3 E: 2 K: 1 S: 7	H: 1 LOB: 2 BB: 2 P: 15	R: 0 E: 0 K: 1 S: 5	H: 0 LOB: 1 BB: 1 P: 9	R: 0 E: 0 K: 1 S: 5	H: 0 LOB: 1 BB: 0 P: 5	1B: 7 2B: 0 3B: 0 HR: 2	SF: 0 SAC: 2 DP: 0 HBP: 0	WP: 1 PB: 0 SB: 0 CS: 0	PA: 38
PITCHER	IP WLS BF H R ER SO BB IBB HBP BLK WP HR S P ERA WHIP																					
Ron Bryant, L ERA: 4.04 (1, 1)	3.0 L 15 4 3 3 0 2 0 0 0 0 0 0 1 13 21 9.00 2.000																					
Ron Herbel, R ERA: 4.08 (4, 1)	2.0 8 3 2 2 0 0 0 0 0 0 0 0 1 8 8 9.00 1.500																					
Bobby Bolin, R ERA: 4.45 (6, 1)	1.0 4 1 0 0 0 1 0 0 0 0 0 0 0 6 6 0.00 1.000																					
Don McMahon, R ERA: 3.93 (7, 1)	2.0 11 1 3 2 2 3 0 0 0 0 1 0 0 12 24 9.00 2.000																					

Batter	1	2	3	4	5	6	7	8	9	AB	R	H	RBI	BB	SO	LOB	TOP			
Ken Henderson, S (1,7) OBP: 0.307, SLG: 0.338	0-0 4-3		0-0 4-3		0-0 3-1		0-0 F8		1-0 HBP	4	0	0	0	0	0	1	San Francisco Giants @ Atlanta Braves Atlanta Stadium, Atlanta, GA Thu Sep 11 1969, 7:05 PM EDT Att: 15,760 - Unknown			
Ron Hunt, R (1,4) OBP: 0.365, SLG: 0.341	0-0 F7		0-0 4-3		1-0 FC6-4 HBP		0-0 F7		0-3 K	4	0	0	0	0	1	3				
Willie Mays, R (1,8) OBP: 0.368, SLG: 0.438	4-0 1B BB		0-3 K		0-0 FC6-4 1-2				0-0 F9	3	0	0	0	1	1	1				
Willie McCovey, L (1,3) OBP: 0.456, SLG: 0.694	0-0 BB 1B				0-0 HR		4-0 G6-4-3 BB		0-0 HR	3	2	3	2	1	0	0				
Bobby Bonds, R (1,9) OBP: 0.347, SLG: 0.478	4-0 1-2 BB		0-3 K S		0-0 G6-4-3 1-2		0-0 G6-4-3 1-2		0-0 6-3	3	0	0	0	1	1	1				
Jim Davenport, R (1,5) OBP: 0.307, SLG: 0.310	0-3 K		0-0 6-3 1-2		0-0 6-3 1-2		0-0 F9		0-0 F8	4	0	0	0	0	1	4				
Dick Dietz, R (1,2) OBP: 0.363, SLG: 0.392		0-0 6-3		0-0 1-3			0-0 SH5-4 1B		4-0 HBP BB	3	0	1	0	0	0	1				
Don Mason, L (7, PR) OBP: 0.321, SLG: 0.263										0	1	0	0	0	0	0				
Bob Barton, R (7, 2) OBP: 0.248, SLG: 0.194										0	0	0	0	0	0	0				
Bob Burda, L (9, PH) OBP: 0.329, SLG: 0.399										0	0	0	0	1	0	0				
Hal Lanier, R (1,6) OBP: 0.261, SLG: 0.252		0-0 6-3		0-0 6-3			0-0 SH5-4 1-2		0-3 K	2	0	0	0	0	0	1				
Jim Ray Hart, R (9, PH) OBP: 0.355, SLG: 0.340										1	0	0	0	0	1	1				
Mike McCormick, L (1,1) OBP: 0.213, SLG: 0.228							0-3 K		0-0 F3	2	0	0	0	0	1	0				
Leon Wagner, L (7, PH) OBP: 0.300, SLG: 0.500										1	0	1	1	0	0	0				
Tito Fuentes, S (7, PR) OBP: 0.328, SLG: 0.355										0	0	0	0	0	0	0				
Frank Linzy, R (7, 1) OBP: 0.375, SLG: 0.286										0	0	0	0	0	0	0				
Dave Marshall, L (9, PH) OBP: 0.349, SLG: 0.295										1	0	0	0	0	0	1				
Inning Stats	R: 0 E: 0 K: 1 S: 6	H: 1 LOB: 3 BB: 2 P: 14	R: 0 E: 0 K: 0 S: 3	H: 0 LOB: 0 BB: 0 P: 3	R: 0 E: 0 K: 1 S: 5	H: 0 LOB: 0 BB: 0 P: 5	R: 1 E: 0 K: 1 S: 7	H: 1 LOB: 1 BB: 0 P: 7	R: 0 E: 0 K: 0 S: 5	H: 0 LOB: 1 BB: 0 P: 6	R: 1 E: 0 K: 0 S: 5	H: 2 LOB: 1 BB: 0 P: 5	R: 1 E: 0 K: 0 S: 4	H: 1 LOB: 0 BB: 0 P: 4	R: 0 E: 0 K: 2 S: 7	H: 0 LOB: 2 BB: 1 P: 12	1B: 3 2B: 0 3B: 0 HR: 2	SF: 0 SAC: 1 DP: 1 HBP: 2	WP: 0 PB: 1 SB: 1 CS: 0	PA: 38
PITCHER	IP WLS BF H R ER SO BB IBB HBP BLK WP HR S P ERA WHIP																			
Ron Reed, R (1,1) ERA: 3.62	8.0 W 33 5 3 3 4 3 0 1 0 0 2 37 50 3.38 1.000																			
Hoyt Wilhelm, R (9,1) ERA: 2.43	1.0 S 5 0 0 0 2 1 0 1 0 0 0 7 12 0.00 1.000																			

Batter	1	2	3	4	5	6	7	8	9	AB	R	H	RBI	BB	SO	LOB	BOTTOM	
Felipe Alou, R (1,8) OBP: 0.319, SLG: 0.346	0-0 E6 4-3 1B		0-0 F3		0-0 F8		4-0 S 1B BB		0-0 1-3	4	1	1	0	1	0	3	San Francisco Giants @ Atlanta Braves Atlanta Stadium, Atlanta, GA Thu Sep 11 1969, 7:05 PM EDT Att: 15,760 - Unknown	
Felix Milan, R (1,4) OBP: 0.314, SLG: 0.349	0-0 4-3				0-0 6-3		0-0 1B E 1B		0-0 FC6-4 1B	4	1	2	1	0	0	1		
Hank Aaron, R (1,9) OBP: 0.411, SLG: 0.640	4-0 G6-3 BB				0-0 HR		0-0 F8		0-0 FC6-4 1-2	3	1	1	1	1	0	2		
Rico Carty, R (1,7) OBP: 0.402, SLG: 0.532	0-0 G6-3				0-0 F2		0-0 E7 1B		0-0 5-3 1B 1B	4	0	2	0	0	0	2		
Oscar Brown, R (8, PR) OBP: 0.292, SLG: 0.304										0	1	0	0	0	0	0		
Clete Boyer, R (9, 5) OBP: 0.338, SLG: 0.379										0	0	0	0	0	0	0		
Orlando Cepeda, R (1,3) OBP: 0.330, SLG: 0.443		0-0 6-3		4-0 BB		4-0 IBB		0-0 1B 1B		2	1	1	0	2	0	0		
Bob Aspromonte, R (1,5) OBP: 0.298, SLG: 0.330		0-0 F3		0-0 F7		0-0 F6		0-3 K		3	0	0	0	0	0	3		
Ralph Garr, L (8, PH) OBP: 0.292, SLG: 0.304										1	0	0	0	0	1	2		
Bob Tillman, R (9, 2) OBP: 0.290, SLG: 0.416										0	0	0	0	0	0	0		
Bob Didier, S (1,2) OBP: 0.306, SLG: 0.298		0-0 G3		0-0 F4		0-0 F3		0-0 5-3		3	0	0	0	0	0	2		
Tony Gonzalez, L (8, PH) OBP: 0.326, SLG: 0.376										1	0	0	0	0	0	2		
Hoyt Wilhelm, R (9, 1)										0	0	0	0	0	0	0		
Gil Garrido, R (1,6) OBP: 0.275, SLG: 0.244			0-0 F8		0-0 F7		0-0 6-3		4-0 1B IBB	3	0	0	0	0	0	0		
Sonny Jackson, L (8, PH) OBP: 0.313, SLG: 0.291										0	0	0	0	1	0	0		
Ron Reed, R (1,1) OBP: 0.145, SLG: 0.135			0-3 K		0-0 1B		0-0 F3		0-0 1B	3	0	1	0	0	1	0		
Mike Lum, L (8, PH) OBP: 0.303, SLG: 0.288										1	0	1	2	0	0	0		
Inning Stats	R: 0 E: 1 K: 0 S: 3	H: 1 LOB: 1 BB: 1 P: 7	R: 0 E: 0 K: 0 S: 3	H: 0 LOB: 0 BB: 0 P: 3	R: 0 E: 0 K: 1 S: 5	H: 0 LOB: 0 BB: 0 P: 5	R: 1 E: 0 K: 0 S: 4	H: 1 LOB: 1 BB: 1 P: 8	R: 0 E: 0 K: 0 S: 4	H: 1 LOB: 2 BB: 1 P: 9	R: 1 E: 0 K: 0 S: 4	H: 1 LOB: 1 BB: 1 P: 8	R: 2 E: 0 K: 1 S: 8	H: 3 LOB: 2 BB: 1 P: 12	1B: 8 2B: 0 3B: 0 HR: 1	SF: 0 SAC: 0 DP: 1 HBP: 0	WP: 0 PB: 0 SB: 1 CS: 0	PA: 37
PITCHER	IP WLS BF H R ER SO BB IBB HBP BLK WP HR S P ERA WHIP																	
Mike McCormick, L (1,1) ERA: 3.61	6.0 L 25 4 2 1 1 2 1 1 0 0 0 24 36 1.50 1.167																	
Frank Linzy, R (7, 1) ERA: 3.66	2.0 L 12 4 3 3 1 1 1 0 0 0 0 12 20 13.50 2.500																	

Batter	1	2	3	4	5	6	7	8	9	AB	R	H	RBI	BB	SO	LOB	TOP			
Pete Rose, S OBP: 0.427, SLG: 0.515 (1, 9) X	0-0 5-3			0-3 K		0-0 4-3			0-0 F3	4	0	0	0	0	1	1				
Bobby Tolan, L OBP: 0.350, SLG: 0.496 (1, 8) X	0-0 1-3			0-0 1-3			0-0 6-3			3	0	0	0	0	0	0				
Alex Johnson, R OBP: 0.358, SLG: 0.479 (1, 7) X	0-0 5-3			0-0 5-3			0-3 K			3	0	0	0	0	1	0				
Tony Perez, R OBP: 0.366, SLG: 0.551 (1, 5) X		0-0 F9			0-0 F9			0-0 F2		3	0	0	0	0	0	0				
Johnny Bench, R OBP: 0.354, SLG: 0.496 (1, 2) X		0-0 F9			0-0 F5			0-3 K		3	0	0	0	0	1	0				
Lee May, R OBP: 0.329, SLG: 0.535 (1, 3) X		0-0 F8			0-0 6-3			0-0 F7		3	0	0	0	0	0	0				
Tommy Helms, R OBP: 0.269, SLG: 0.284 (1, 4) X			0-0 CS 1B		0-0 5-3			0-0 F3		3	0	1	0	0	0	0				
Woody Woodward, R OBP: 0.332, SLG: 0.304 (1, 6) X			0-3 K		4-0 BB			0-0 5-3		1	0	0	0	1	1	1				
Jimmy Stewart, S OBP: 0.321, SLG: 0.378 (9, PH) X			1-2 K					0-0 K		1	0	0	0	0	0	0				
Gerry Arrigo, L OBP: 0.222, SLG: 0.192 (1, 1) X			0-3 K		0-0 F5			0-3 K		2	0	0	0	0	1	1				
Wayne Granger, R OBP: 0.238, SLG: 0.111 (9, PH) X								0-0 K		0	0	0	0	0	0	0				
Fred Whitfield, L OBP: 0.315, SLG: 0.194 (9, PH) X								0-0 K		1	0	0	0	0	1	0				
Inning Stats	R: 0 E: 0 K: 0 S: 3	H: 0 LOB: 0 BB: 0 P: 3	R: 0 E: 0 K: 0 S: 3	H: 0 LOB: 0 BB: 0 P: 3	R: 0 E: 0 K: 2 S: 7	H: 1 LOB: 0 BB: 0 P: 7	R: 0 E: 0 K: 1 S: 5	H: 0 LOB: 0 BB: 0 P: 5	R: 0 E: 0 K: 0 S: 3	H: 0 LOB: 1 BB: 1 P: 7	R: 0 E: 0 K: 1 S: 5	H: 0 LOB: 0 BB: 0 P: 5	R: 0 E: 0 K: 1 S: 5	H: 0 LOB: 0 BB: 0 P: 5	R: 0 E: 0 K: 1 S: 5	H: 0 LOB: 0 BB: 0 P: 5	1B: 1 2B: 1 3B: 0 HR: 0	SF: 0 SAC: 0 DP: 1 HBP: 0	WP: 0 PB: 0 SB: 0 CS: 1	PA: 28
PITCHER Juan Marichal, R ERA: 2.19 (1, 1)	IP: 9.0 WLS: W BF: 28 H: 1 R: 0 ER: 0 SO: 6 BB: 1 IBB: 0 HBP: 0 BLK: 0 WP: 0 HR: 0 S: 39 P: 43 ERA: 0.00 WHIP: 0.222															PITCHER				

Cincinnati Reds @ San Francisco Giants
Candlestick Park, San Francisco, CA
Fri Sep 12, 1969, 10:05 PM EDT
Att: 13,128 - Unknown

AB	27
R	0
H	1
RBI	0
BB	1
SO	6
LOB	3



Batter	1	2	3	4	5	6	7	8	9	AB	R	H	RBI	BB	SO	LOB	BOTTOM	
Ken Henderson, S OBP: 0.304, SLG: 0.334 (1, 7) X	0-0 F7		0-0 F4		0-0 5-3			0-0 6-3		4	0	0	0	0	0	1		
Ron Hunt, R OBP: 0.363, SLG: 0.341 (1, 4) X	4-0 BB					4-0 BB		0-0 6-3		2	0	1	0	2	0	1		
Willie Mays, R OBP: 0.365, SLG: 0.435 (1, 8) X	0-0 G6-4-3		0-0 F7			0-0 G5-4-3		0-0 6-3		3	0	0	0	0	0	3		
Willie McCovey, L OBP: 0.455, SLG: 0.691 (1, 3) X		0-0 4-3	0-0 4-3			4-0 BB				2	0	0	0	1	0	1		
Bobby Bonds, R OBP: 0.346, SLG: 0.476 (1, 9) X		0-3 K		0-3 K		0-0 F3				3	0	0	0	0	2	1		
Jim Davenport, R OBP: 0.307, SLG: 0.307 (1, 5) X		4-0 WP 1B BB		0-0 F9			0-0 F6			2	1	0	0	1	0	0		
Dick Dietz, R OBP: 0.363, SLG: 0.389 (1, 2) X		4-0 1B 1-2 IBB		0-0 6-3			0-3 K			2	0	0	0	1	1	0		
Hal Lanier, R OBP: 0.262, SLG: 0.253 (1, 6) X		0-0 1-3 2H 1B			0-3 K			0-0 F3		3	0	1	1	0	1	0		
Juan Marichal, R OBP: 0.168, SLG: 0.165 (1, 1) X		0-0 F2			0-0 F7			0-0 6-3 WP 1B		3	0	1	0	0	0	2		
Inning Stats	R: 0 E: 0 K: 0 S: 2	H: 0 LOB: 1 BB: 1 P: 6	R: 1 E: 0 K: 1 S: 6	H: 1 LOB: 2 BB: 2 P: 14	R: 0 E: 0 K: 0 S: 4	H: 1 LOB: 1 BB: 0 P: 4	R: 0 E: 0 K: 1 S: 5	H: 0 LOB: 0 BB: 0 P: 5	R: 0 E: 0 K: 0 S: 2	H: 0 LOB: 1 BB: 2 P: 10	R: 0 E: 0 K: 1 S: 5	H: 0 LOB: 0 BB: 0 P: 5	R: 0 E: 0 K: 0 S: 3	H: 1 LOB: 0 BB: 0 P: 3	1B: 3 2B: 0 3B: 0 HR: 0	SF: 0 SAC: 0 DP: 2 HBP: 0	WP: 2 PB: 0 SB: 0 CS: 0	PA: 29
PITCHER Gerry Arrigo, L ERA: 4.56 (1, 1)	IP: 7.1 WLS: L BF: 28 H: 3 R: 1 ER: 1 SO: 4 BB: 4 IBB: 1 HBP: 0 BLK: 0 WP: 0 HR: 0 S: 31 P: 51 ERA: 1.23 WHIP: 0.955															PITCHER		
Wayne Granger, R ERA: 2.91 (8, 1)	IP: 0.2 WLS: 1 BF: 1 H: 0 R: 0 ER: 0 SO: 0 BB: 0 IBB: 0 HBP: 0 BLK: 0 WP: 0 HR: 1 S: 1 P: 1 ERA: 0.00 WHIP: 0.000															PITCHER		

Cincinnati Reds @ San Francisco Giants
Candlestick Park, San Francisco, CA
Fri Sep 12, 1969, 10:05 PM EDT
Att: 13,128 - Unknown

AB	24
R	1
H	3
RBI	1
BB	5
SO	4
LOB	9



Batter	1	2	3	4	5	6	7	8	9	AB	R	H	RBI	BB	SO	LOB	TOP					
Pete Rose, S OBP: 0.425, SLG: 0.512 (1, 9)										5	0	1	0	0	3	3	Cincinnati Reds @ San Francisco Giants Candlestick Park, San Francisco, CA Sat Sep 13 1969, 6:33 AM EDT Att: 13,490 - Unknown livebaseballscorecards.com					
Bobby Tolan, L OBP: 0.355, SLG: 0.493 (1, 8)										5	1	1	0	0	0	1						
Alex Johnson, R OBP: 0.355, SLG: 0.475 Jimmy Stewart, S OBP: 0.319, SLG: 0.376 (7, 7)										4	0	0	0	0	0	2						
Tony Perez, R OBP: 0.367, SLG: 0.549 Giraldo Ruiz, S OBP: 0.297, SLG: 0.280 (7, 5)										3	1	1	0	1	0	1						
Johnny Bench, R OBP: 0.358, SLG: 0.497 (1, 2)										3	2	2	1	1	1	1						
Lee May, R OBP: 0.328, SLG: 0.539 (1, 3)										4	1	1	2	0	0	4						
Tommy Helms, R OBP: 0.272, SLG: 0.286 (1, 4)										4	0	2	1	0	1	3						
Woody Woodward, R OBP: 0.333, SLG: 0.302 (1, 6)										1	1	0	0	0	1	2						
Jim Maloney, L OBP: 0.283, SLG: 0.468 Wayne Granger, R OBP: 0.238, SLG: 0.111 (8, 1)										4	0	1	2	0	0	2						
Inning Stats	R: 0 E: 0 K: 0 S: 4	H: 1 LOB: 1 BB: 0 P: 4	R: 2 E: 0 K: 2 S: 9	H: 2 LOB: 1 BB: 0 P: 10	R: 2 E: 1 K: 1 S: 8	H: 2 LOB: 2 BB: 1 P: 12	R: 0 E: 0 K: 0 S: 3	H: 0 LOB: 0 BB: 0 P: 3	R: 0 E: 0 K: 1 S: 6	H: 1 LOB: 1 BB: 0 P: 6	R: 0 E: 0 K: 1 S: 6	H: 0 LOB: 0 BB: 0 P: 3	R: 0 E: 0 K: 0 S: 3	R: 2 E: 0 K: 1 S: 7	H: 2 LOB: 1 BB: 1 P: 11	R: 0 E: 0 K: 0 S: 3		H: 0 LOB: 0 BB: 0 P: 3	1B: 7 2B: 0 3B: 1 HR: 1	SF: 0 SAC: 1 DP: 0 HBP: 1	WP: 1 PB: 0 SB: 0 CS: 0	PA: 40
PITCHER	IP	WLS	BF	H	R	ER	SO	BB	IBB	HBP	BLK	WP	HR	S	P	ERA	WHIP					
Gaylord Perry, R ERA: 2.61 Frank Linzy, R ERA: 3.85	(1, 1)	8.0	L	37	9	6	5	6	2	0	1	0	1	1	46	55	5.62	1.375				
PITCHER	IP	WLS	BF	H	R	ER	SO	BB	IBB	HBP	BLK	WP	HR	S	P	ERA	WHIP					
Frank Linzy, R ERA: 3.85	(9, 1)	1.0	S	3	0	0	0	0	0	0	0	0	0	0	3	3	0.00	0.000				

Batter	1	2	3	4	5	6	7	8	9	AB	R	H	RBI	BB	SO	LOB	BOTTOM					
Tito Fuentes, S OBP: 0.323, SLG: 0.348 (1, 5)										5	1	1	0	0	0	2	Cincinnati Reds @ San Francisco Giants Candlestick Park, San Francisco, CA Sat Sep 13 1969, 6:33 AM EDT Att: 13,490 - Unknown livebaseballscorecards.com					
Ron Hunt, R OBP: 0.362, SLG: 0.339 (1, 4)										3	1	0	0	1	0	2						
Bobby Bonds, R OBP: 0.345, SLG: 0.479 (1, 8)										5	1	1	2	0	1	3						
Willie McCovey, L OBP: 0.458, SLG: 0.694 (1, 3)										4	1	3	0	1	0	0						
Dick Dietz, R OBP: 0.370, SLG: 0.388 (1, 2)										1	0	0	0	4	0	0						
Ken Henderson, S OBP: 0.304, SLG: 0.333 Willie Mays, R OBP: 0.363, SLG: 0.432 (1, 9)										1	0	0	1	1	0	2						
Dave Marshall, L OBP: 0.348, SLG: 0.291 Bob Burda, L OBP: 0.327, SLG: 0.396 George Foster, R (8, 7)										3	0	0	0	0	0	4						
Hal Lanier, R OBP: 0.260, SLG: 0.251 John Stephenson, L OBP: 0.273, SLG: 0.354 Frank Linzy, R OBP: 0.375, SLG: 0.286 (8, 9)										3	0	0	0	0	0	0						
Gaylord Perry, R OBP: 0.165, SLG: 0.163 Leon Wagner, L OBP: 0.300, SLG: 0.600 Don Mason, L OBP: 0.321, SLG: 0.263 (8, 5)										3	0	0	0	0	1	0						
Inning Stats	R: 3 E: 0 K: 0 S: 5	H: 2 LOB: 1 BB: 2 P: 13	R: 0 E: 0 K: 0 S: 3	H: 0 LOB: 0 BB: 0 P: 3	R: 0 E: 0 K: 0 S: 4	H: 1 LOB: 3 BB: 2 P: 12	R: 0 E: 0 K: 0 S: 3	H: 0 LOB: 0 BB: 0 P: 3	R: 0 E: 0 K: 0 S: 4	H: 1 LOB: 2 BB: 1 P: 8	R: 0 E: 0 K: 1 S: 5	H: 0 LOB: 0 BB: 0 P: 5	R: 1 E: 2 K: 0 S: 5	H: 1 LOB: 3 BB: 2 P: 13	R: 0 E: 0 K: 1 S: 7	H: 2 LOB: 2 BB: 0 P: 7		R: 0 E: 0 K: 1 S: 5	H: 0 LOB: 0 BB: 0 P: 5	1B: 5 2B: 1 3B: 0 HR: 1	SF: 1 SAC: 1 DP: 0 HBP: 0	WP: 2 PB: 0 SB: 0 CS: 0
PITCHER	IP	WLS	BF	H	R	ER	SO	BB	IBB	HBP	BLK	WP	HR	S	P	ERA	WHIP					
Jim Maloney, R ERA: 2.72 Wayne Granger, R ERA: 2.87	(1, 1)	7.0	W	35	6	4	3	1	7	0	0	0	2	0	11	11	3.86	1.857				
PITCHER	IP	WLS	BF	H	R	ER	SO	BB	IBB	HBP	BLK	WP	HR	S	P	ERA	WHIP					
Wayne Granger, R ERA: 2.87	(8, 1)	2.0	S	7	1	0	0	2	0	0	0	0	0	11	11	0.00	0.500					

Batter	1	2	3	4	5	6	7	8	9	AB	R	H	RBI	BB	SO	LOB	TOP	
Pete Rose, S OBP: 0.425, SLG: 0.510 (1.9)	B5-3		1B		1B		F8		FC4-6	4	1	1	0	1	0	1	Cincinnati Reds @ San Francisco Giants Candlestick Park, San Francisco, CA Sun Sep 14 1969, 6:33 AM EDT Att: 15,905 - Unknown	
Bobby Tolan, L OBP: 0.350, SLG: 0.492 (1.8)	3-1		F9		1B			K	1B	5	0	2	2	0	1	1		
Alex Johnson, R OBP: 0.358, SLG: 0.475 (1.7)	1B			K				1B	K	4	0	2	1	0	2	2		
Tony Perez, R OBP: 0.365, SLG: 0.545 (1.5)	K			5-3				F9		4	0	0	0	0	2	4		
Johnny Bench, R OBP: 0.357, SLG: 0.495 (1.2)		K		F6				BB	K	4	0	1	0	0	2	0		
Lee May, R OBP: 0.329, SLG: 0.538 (1.3)	6-3							1B	6-3	3	0	1	0	1	0	0		
Tommy Helms, R OBP: 0.269, SLG: 0.284 (1.4)	F7							BB	4-3	4	1	0	0	0	0	4		
Woody Woodward, R OBP: 0.333, SLG: 0.303 (9, PH)			F8						K	3	1	1	0	0	0	0		
Ted Savage, R OBP: 0.350, SLG: 0.353 (9, PH)										1	0	0	0	0	1	0		
Jim Merritt, L OBP: 0.190, SLG: 0.194 (7.1)			K							2	0	0	0	0	1	0		
Clay Carroll, R OBP: 0.276, SLG: 0.308 (8.1)										0	0	0	0	0	0	0		
Wayne Granger, R OBP: 0.238, SLG: 0.111 (8.4)										0	0	0	0	0	0	0		
Jimmy Stewart, S OBP: 0.322, SLG: 0.379 (8.4)										1	0	1	0	0	0	0		
Inning Stats	R: 0 E: 0 K: 1 S: 6	H: 1 LOB: 1 BB: 0 P: 6	R: 0 E: 0 K: 1 S: 5	H: 0 LOB: 0 BB: 0 P: 5	R: 0 E: 0 K: 1 S: 6	H: 1 LOB: 1 BB: 0 P: 6	R: 0 E: 0 K: 1 S: 5	H: 0 LOB: 0 BB: 0 P: 5	R: 0 E: 1 K: 1 S: 3	H: 0 LOB: 0 BB: 0 P: 3	R: 0 E: 0 K: 1 S: 6	H: 1 LOB: 3 BB: 1 P: 11	R: 0 E: 0 K: 2 S: 9	H: 2 LOB: 2 BB: 0 P: 9	1B: 9 2B: 0 3B: 0 HR: 0	SF: 0 SAC: 1 DP: 0 HBP: 1	WP: 0 PA: 40 PB: 0 SB: 0 CS: 1	
PITCHER	IP	WLS	BF	H	R	ER	SO	BB	IBB	HBP	BLK	WP	HR	S	P	ERA	WHIP	
Bobby Bolin, R ERA: 4.49 (1.1)	4.2		21	6	3	3	4	1	0	0	0	0	0	28	32	5.79	1.500	
Don McMahon, R ERA: 3.75 (5.1)	2.1	W	7	0	0	0	2	0	0	0	0	0	0	11	11	0.00	0.000	
Frank Linzy, R ERA: 3.78 (8.1)	2.0	S	11	3	0	0	3	1	0	1	0	0	0	15	20	0.00	2.000	

Batter	1	2	3	4	5	6	7	8	9	AB	R	H	RBI	BB	SO	LOB	BOTTOM		
Tito Fuentes, S OBP: 0.328, SLG: 0.347 (1.5)	F9		1B		B3		SH1-4			3	0	1	0	1	0	2	Cincinnati Reds @ San Francisco Giants Candlestick Park, San Francisco, CA Sun Sep 14 1969, 6:33 AM EDT Att: 15,905 - Unknown		
Ron Hunt, R OBP: 0.359, SLG: 0.336 (1.4)	F3		F2		F6		SH1-3		F3	4	0	0	0	0	0	6			
Willie Mays, R OBP: 0.361, SLG: 0.429 (1.8)	F4		K		F8		1B		F5	5	0	1	1	0	1	6			
Willie McCovey, L OBP: 0.460, SLG: 0.694 (1.3)		HR	K							3	2	2	0	1	1	1			
Bobby Bonds, R OBP: 0.344, SLG: 0.477 (1.9)	F7				F3				K	4	0	1	0	0	1	3			
Dick Dietz, R OBP: 0.372, SLG: 0.406 (1.2)					4-3					4	2	2	2	0	0	2			
Bob Barton, R OBP: 0.248, SLG: 0.194 (9.2)		HR							F9	0	0	0	0	0	0	0			
Ken Henderson, S OBP: 0.304, SLG: 0.333 (1.7)					5-3				F9	3	0	1	1	0	0	1			
Hal Lanier, R OBP: 0.262, SLG: 0.253 (1.6)	F7								SH	4	0	2	1	0	0	2			
Bobby Bolin, R OBP: 0.298, SLG: 0.282 (1.1)					SH				SH	1	0	0	0	0	0	1			
Don McMahon, R OBP: 0.125, SLG: 0.125 (5.1)	FC6-4								SH	0	0	0	0	0	0	0			
Bobby Etheridge, R OBP: 0.370, SLG: 0.365 (7, PH)										1	1	1	0	0	0	0			
Frank Linzy, R OBP: 0.375, SLG: 0.286 (8.1)										0	0	0	0	0	0	0			
Inning Stats	R: 0 E: 0 K: 0 S: 3	H: 0 LOB: 0 BB: 0 P: 3	R: 2 E: 0 K: 0 S: 6	H: 3 LOB: 1 BB: 0 P: 6	R: 0 E: 0 K: 2 S: 8	H: 1 LOB: 1 BB: 0 P: 8	R: 0 E: 0 K: 0 S: 3	H: 0 LOB: 0 BB: 0 P: 3	R: 0 E: 0 K: 0 S: 5	H: 1 LOB: 2 BB: 0 P: 5	R: 1 E: 0 K: 0 S: 4	H: 1 LOB: 1 BB: 1 P: 8	R: 1 E: 0 K: 1 S: 8	H: 3 LOB: 3 BB: 0 P: 8	R: 1 E: 1 K: 0 S: 6	H: 2 LOB: 3 BB: 1 P: 10	1B: 9 2B: 1 3B: 0 HR: 1	SF: 1 SAC: 4 DP: 0 HBP: 0	WP: 0 PA: 39 PB: 0 SB: 0 CS: 0
PITCHER	IP	WLS	BF	H	R	ER	SO	BB	IBB	HBP	BLK	WP	HR	S	P	ERA	WHIP		
Jim Merritt, L ERA: 4.45 (1.1)	6.2	L	31	9	4	4	2	1	0	0	0	0	0	4	4	27.00	3.000		
Clay Carroll, R ERA: 3.7 (7.1)	0.1		2	1	1	1	1	0	0	0	0	0	0	4	4	0.00	1.000		
Wayne Granger, R ERA: 2.85 (8.1)	1.0		6	1	0	0	0	0	1	0	0	0	0	5	9	0.00	1.000		

Batter	1	2	3	4	5	6	7	8	9	AB	R	H	RBI	BB	SO	LOB	TOP			
Felipe Alou, R OBP: 0.320, SLG: 0.344 (1, 8)	4-3		F6			G6-3 1B		4-3		4	0	1	0	0	0	2	Atlanta Braves @ San Francisco Giants Candlestick Park, San Francisco, CA Mon Sep 15 1969, 6:33 AM EDT Att: 5,194 - Unknown livebaseballscorecards.com			
Felix Milten, R OBP: 0.309, SLG: 0.341 (1, 4)	5-3		F8			G6-3 1-2		6-3		4	0	0	0	0	0	2				
Hank Aaron, R OBP: 0.403, SLG: 0.621 (1, 9)	E8 1B		K			F2		F7		4	1	0	0	0	1	1				
Rico Carty, R OBP: 0.401, SLG: 0.546 (1, 7)				K			F4		F8	4	0	1	1	0	1	0				
Orlando Cepeda, R OBP: 0.324, SLG: 0.431 (1, 3)	4-3		6-3			5-3				3	0	0	0	0	0	1				
Clete Boyer, R OBP: 0.331, SLG: 0.370 (1, 5)				F2		6-3				3	0	1	0	0	0	0				
Bob Tillman, R OBP: 0.265, SLG: 0.419 (1, 2)					F8			5-3 1B		3	0	1	0	0	0	1				
Gil Garrido, R OBP: 0.276, SLG: 0.247 (1, 6)			G5-4-3 1-2		F8			5-3 1-2		3	0	0	0	0	0	2				
Pat Jarvis, R OBP: 0.136, SLG: 0.111 (1, 1)					1-3			K		2	0	1	0	0	0	0				
Bob Aspromonte, R (& PH) OBP: 0.298, SLG: 0.326 (8, 1)										1	0	0	0	0	1	1				
Paul Doyle, L (8, 1)										0	0	0	0	0	0	0				
Inning Stats	R: 1 E: 1 K: 0 S: 5	H: 1 LOB: 1 BB: 0 P: 5	R: 0 E: 0 K: 0 S: 3	H: 1 LOB: 0 BB: 0 P: 3	R: 0 E: 0 K: 1 S: 6	H: 1 LOB: 1 BB: 0 P: 6	R: 0 E: 0 K: 0 S: 5	H: 0 LOB: 0 BB: 0 P: 5	R: 0 E: 0 K: 0 S: 3	H: 0 LOB: 0 BB: 0 P: 3	R: 0 E: 0 K: 0 S: 3	H: 0 LOB: 0 BB: 0 P: 3	R: 0 E: 0 K: 1 S: 6	H: 1 LOB: 1 BB: 0 P: 6	R: 0 E: 0 K: 0 S: 3	H: 0 LOB: 0 BB: 0 P: 3	1B: 5 2B: 0 3B: 0 HR: 0	SF: 0 SAC: 0 DP: 2 HBP: 0	WP: 0 PB: 0 SB: 0 CS: 0	PA: 31
PITCHER Mike McCormick, L ERA: 3.43 (1, 1)	IP: 9.0 WLS: W BF: 31 H: 5 R: 1 ER: 0 SO: 3 BB: 0 IBB: 0 HBP: 0 BLK: 0 WP: 0 HR: 0 S: 37 P: 37 ERA: 0.00 WHIP: 0.556																			

Batter	1	2	3	4	5	6	7	8	9	AB	R	H	RBI	BB	SO	LOB	BOTTOM			
Tito Fuentes, S OBP: 0.333, SLG: 0.347 (1, 5)										3	1	1	0	1	0	0	Atlanta Braves @ San Francisco Giants Candlestick Park, San Francisco, CA Mon Sep 15 1969, 6:33 AM EDT Att: 5,194 - Unknown livebaseballscorecards.com			
Jim Davenport, R OBP: 0.307, SLG: 0.307 (9, 5)	SH1-3 2B BB		F7		F9		SH1-4 1B			0	0	0	0	0	0	0				
Ron Hunt, R OBP: 0.357, SLG: 0.334 (1, 4)	SH1-3 1-2		5-3		F4		SH1-4			2	0	0	0	0	0	0				
Willie Mays, R OBP: 0.362, SLG: 0.441 (1, 8)				F8			F7			4	2	2	2	0	0	1				
Willie McCovey, L OBP: 0.459, SLG: 0.689 (1, 3)				E3 1B E		4-3		F9		4	1	1	1	0	0	0				
Bobby Bonds, R OBP: 0.342, SLG: 0.474 (1, 9)			G6-4-3 1-2	F8		5-3		F8		4	0	0	0	0	0	2				
Ken Henderson, S OBP: 0.308, SLG: 0.336 (1, 7)										3	0	2	0	1	0	0				
Jack Hiatt, R OBP: 0.337, SLG: 0.313 (1, 2)										3	0	0	0	1	1	2				
Hal Lanier, R OBP: 0.260, SLG: 0.252 (1, 6)										3	0	0	0	0	0	4				
Mike McCormick, L OBP: 0.203, SLG: 0.217 (1, 1)										3	0	0	0	0	1	0				
Inning Stats	R: 2 E: 0 K: 0 S: 4	H: 2 LOB: 0 BB: 1 P: 8	R: 0 E: 0 K: 0 S: 3	H: 0 LOB: 0 BB: 0 P: 3	R: 0 E: 0 K: 0 S: 3	H: 0 LOB: 0 BB: 0 P: 3	R: 1 E: 2 K: 0 S: 6	H: 1 LOB: 2 BB: 0 P: 6	R: 0 E: 0 K: 0 S: 4	H: 1 LOB: 2 BB: 2 P: 12	R: 0 E: 0 K: 1 S: 6	H: 1 LOB: 1 BB: 0 P: 6	R: 0 E: 0 K: 1 S: 6	H: 1 LOB: 1 BB: 0 P: 6	R: 0 E: 0 K: 1 S: 6	H: 1 LOB: 1 BB: 0 P: 6	1B: 4 2B: 1 3B: 0 HR: 1	SF: 0 SAC: 2 DP: 1 HBP: 0	WP: 0 PB: 0 SB: 0 CS: 0	PA: 34
PITCHER Pat Jarvis, R ERA: 4.76 (1, 1)	IP: 7.0 WLS: L BF: 30 H: 5 R: 4 ER: 3 SO: 3 BB: 3 IBB: 0 HBP: 0 BLK: 0 WP: 0 HR: 1 S: 29 P: 41 ERA: 3.86 WHIP: 1.143																			
Paul Doyle, L ERA: 2.13 (8, 1)	IP: 1.0 WLS: 4 BF: 1 H: 0 R: 0 ER: 0 SO: 1 BB: 0 IBB: 0 HBP: 0 BLK: 0 WP: 0 HR: 0 S: 6 P: 6 ERA: 0.00 WHIP: 1.000																			

Batter	1	2	3	4	5	6	7	8	9	AB	R	H	RBI	BB	SO	LOB	TOP			
Felipe Alou, R OBP: 0.317, SLG: 0.341 (1,8)										4	0	0	0	0	1	1	Atlanta Braves @ San Francisco Giants Candlestick Park, San Francisco, CA Tue Sep 16 1969, 10:05 PM EDT Att: 13,802 - Unknown livebaseballscorecards.com			
Felix Milten, R OBP: 0.307, SLG: 0.339 (1,4)										4	0	0	0	0	0	1				
Hank Aaron, R OBP: 0.402, SLG: 0.618 (1,9)									3	0	0	0	1	1	0					
Rico Carty, R OBP: 0.399, SLG: 0.541 (1,7)										4	0	1	0	0	0	1				
Orlando Cepeda, R OBP: 0.325, SLG: 0.431 (1,3)									4	0	2	0	0	0	1					
Clete Boyer, R OBP: 0.329, SLG: 0.368 (1,5)									3	0	0	0	0	2	2					
Bob Didier, S OBP: 0.308, SLG: 0.295 (7, PH)									2	0	0	0	0	2	0					
Tony Gonzalez, L OBP: 0.325, SLG: 0.374 (7, PH)									1	0	0	0	0	1	1					
Bob Tillman, R OBP: 0.265, SLG: 0.419 (7, 2)									0	0	0	0	0	0	0					
Gil Garrido, R OBP: 0.279, SLG: 0.250 (8, PH)									2	0	1	0	0	1	0					
Mike Lum, L OBP: 0.305, SLG: 0.297 (8, PH)									1	0	0	0	0	1	0					
Bob Aspromonte, R OBP: 0.298, SLG: 0.326 (8, 6)									0	0	0	0	0	0	0					
Ron Reed, R OBP: 0.143, SLG: 0.133 (1, 1)									1	0	0	0	0	0	0					
Ralph Garr, L OBP: 0.280, SLG: 0.292 (8, PH)									1	0	0	0	0	0	0					
Cecil Upshaw, R OBP: 0.286, SLG: 0.500 (8, 1)									0	0	0	0	0	0	0					
Inning Stats	R: 0 E: 0 K: 0 S: 3	H: 0 LOB: 1 BB: 1 P: 7	R: 0 E: 0 K: 2 S: 7	H: 0 LOB: 0 BB: 0 P: 7	R: 0 E: 0 K: 0 S: 4	H: 1 LOB: 1 BB: 0 P: 4	R: 0 E: 0 K: 0 S: 4	H: 1 LOB: 1 BB: 0 P: 4	R: 0 E: 0 K: 2 S: 7	H: 0 LOB: 0 BB: 0 P: 7	R: 0 E: 0 K: 0 S: 3	H: 0 LOB: 0 BB: 0 P: 3	R: 0 E: 0 K: 1 S: 7	H: 0 LOB: 0 BB: 0 P: 7	R: 0 E: 0 K: 1 S: 6	H: 1 LOB: 1 BB: 0 P: 6	1B: 4 2B: 0 3B: 0 HR: 0	SF: 0 SAC: 1 DP: 0 HBP: 0	WP: 1 PB: 0 SB: 0 CS: 0	PA: 32
PITCHER Juan Marichal, R ERA: 2.12 (1, 1)	IP: 9.0 WLS: W BF: 32 H: 4 R: 0 ER: 0 SO: 9 BB: 1 IBB: 0 HBP: 0 BLK: 0 WP: 1 HR: 0 S: 49 P: 53 ERA: 0.00 WHIP: 0.556																			

Batter	1	2	3	4	5	6	7	8	9	AB	R	H	RBI	BB	SO	LOB	BOTTOM			
Tito Fuentes, S OBP: 0.338, SLG: 0.352 (1, 5)										4	1	2	0	0	1	3	Atlanta Braves @ San Francisco Giants Candlestick Park, San Francisco, CA Tue Sep 16 1969, 10:05 PM EDT Att: 13,802 - Unknown livebaseballscorecards.com			
Jim Davenport, R OBP: 0.307, SLG: 0.307 (7, 5)									0	0	0	0	0	0	0					
Ron Hunt, R OBP: 0.355, SLG: 0.332 (1, 4)									3	0	0	0	0	0	1					
Willie Mays, R OBP: 0.364, SLG: 0.444 (1, 8)									4	0	2	1	0	0	1					
Willie McCovey, L OBP: 0.459, SLG: 0.687 (1, 3)									3	0	1	0	1	0	2					
Bobby Bonds, R OBP: 0.341, SLG: 0.472 (1, 9)									4	0	1	0	0	2	3					
Ken Henderson, S OBP: 0.308, SLG: 0.335 (1, 7)									4	1	1	0	0	1	4					
Jack Hiatt, R OBP: 0.340, SLG: 0.313 (1, 2)									3	0	1	0	1	1	0					
Hal Lanier, R OBP: 0.260, SLG: 0.252 (1, 6)									4	0	1	1	0	0	1					
Juan Marichal, R OBP: 0.171, SLG: 0.178 (1, 1)									4	0	1	0	0	0	3					
Inning Stats	R: 0 E: 0 K: 0 S: 4	H: 1 LOB: 1 BB: 0 P: 4	R: 1 E: 0 K: 1 S: 8	H: 3 LOB: 2 BB: 0 P: 8	R: 0 E: 0 K: 1 S: 7	H: 2 LOB: 0 BB: 0 P: 7	R: 0 E: 0 K: 1 S: 5	H: 0 LOB: 0 BB: 0 P: 5	R: 1 E: 0 K: 1 S: 7	H: 2 LOB: 2 BB: 1 P: 11	R: 0 E: 0 K: 0 S: 4	H: 1 LOB: 1 BB: 0 P: 4	R: 0 E: 0 K: 1 S: 6	H: 1 LOB: 1 BB: 0 P: 6	R: 0 E: 0 K: 0 S: 3	H: 0 LOB: 1 BB: 1 P: 7	1B: 8 2B: 2 3B: 0 HR: 0	SF: 0 SAC: 1 DP: 0 HBP: 0	WP: 0 PB: 0 SB: 0 CS: 0	PA: 36
PITCHER Ron Reed, R ERA: 3.59 (1, 1)	IP: 7.0 WLS: L BF: 32 H: 10 R: 2 ER: 2 SO: 5 BB: 0 IBB: 1 HBP: 0 BLK: 0 WP: 0 HR: 0 S: 41 P: 45 ERA: 2.57 WHIP: 1.429																			
Cecil Upshaw, R ERA: 3.31 (8, 1)	IP: 1.0 WLS: L BF: 4 H: 0 R: 0 ER: 0 SO: 0 BB: 1 IBB: 0 HBP: 0 BLK: 0 WP: 0 HR: 0 S: 3 P: 7 ERA: 0.00 WHIP: 1.000																			

Batter	1	2	3	4	5	6	7	8	9	AB	R	H	RBI	BB	SO	LOB	TOP			
Joe Morgan, L (1, 4) OBP: 0.375, SLG: 0.387	G3		F9			K		K		4	0	0	0	0	2	1				
Norm Miller, L (1, 9) OBP: 0.357, SLG: 0.367	K		K			4-3			SH1-3 1B	4	0	1	0	0	2	1				
Jimmy Wynn, R (1, 8) OBP: 0.431, SLG: 0.512	6-3					5-3			SH1-3 1-2	3	1	1	1	0	0	0				
Tommy Davis, R (1, 7) OBP: 0.316, SLG: 0.369 Gary Geiger, L (9, 7) OBP: 0.347, SLG: 0.272						HR			5-3	4	0	1	0	0	1	1				
Curt Blefary, L (1, 3) OBP: 0.349, SLG: 0.393	1B					K			F8	0	0	0	0	0	0	0				
Denis Menke, R (1, 6) OBP: 0.380, SLG: 0.395						G3			4-3	3	0	0	0	1	0	1				
Doug Rader, R (1, 5) OBP: 0.334, SLG: 0.376						6-3			5-3	4	0	0	0	0	1	3				
Johnny Edwards, L (1, 2) OBP: 0.305, SLG: 0.335						6-3			HR	3	1	1	1	0	0	1				
Larry Dierker, R (1, 1) OBP: 0.153, SLG: 0.183 John Mayberry, L (8, PH) Jim Bouton, R (8, 1)						F5			4-3	3	0	1	0	0	0	0				
						1B			K2-3	2	0	0	0	0	1	1				
						K				1	0	0	0	0	1	0				
										0	0	0	0	0	0	0				
Inning Stats	R: 0 E: 0 K: 1 S: 5	H: 0 LOB: 0 BB: 0 P: 5	R: 0 E: 0 K: 1 S: 6	H: 1 LOB: 1 BB: 0 P: 6	R: 0 E: 0 K: 2 S: 8	H: 1 LOB: 1 BB: 0 P: 8	R: 1 E: 0 K: 1 S: 6	H: 1 LOB: 0 BB: 0 P: 6	R: 0 E: 0 K: 0 S: 3	H: 0 LOB: 0 BB: 0 P: 3	R: 0 E: 0 K: 0 S: 3	H: 0 LOB: 0 BB: 0 P: 3	R: 1 E: 0 K: 2 S: 8	H: 1 LOB: 2 BB: 1 P: 8	R: 0 E: 0 K: 0 S: 4	H: 1 LOB: 2 BB: 1 P: 8	1B: 3 2B: 0 3B: 0 HR: 2	SF: 0 SAC: 1 DP: 0 HBP: 0	WP: 0 PB: 0 SB: 0 CS: 0	PA: 33
PITCHER Gaylord Perry, R (1, 1) ERA: 2.59	IP: 9.0 WLS: L BF: 33 H: 5 R: 2 ER: 2 SO: 8 BB: 0 IBB: 1 HBP: 0 BLK: 0 WP: 0 HR: 2 S: 48 P: 52 ERA: 2.00 WHIP: 0.556																			

Houston Astros @ San Francisco Giants
Candlestick Park, San Francisco, CA
Wed Sep 17 1969, 6:33 AM EDT
Att: 4,010 - Unknown

AB	31
R	2
H	5
RBI	2
BB	1
SO	8
LOB	9



Batter	1	2	3	4	5	6	7	8	9	AB	R	H	RBI	BB	SO	LOB	BOTTOM			
Tito Fuentes, S (1, 5) OBP: 0.336, SLG: 0.349	BB WP 1B		G3			K			F8	4	0	1	0	0	1	1				
Ron Hunt, R (1, 4) OBP: 0.352, SLG: 0.329	1-3 1-2		5-3						F4	4	0	0	0	0	0	1				
Willie Mays, R (1, 8) OBP: 0.367, SLG: 0.444	4-0 BB BB		F7						1B 1B	2	1	1	0	2	0	0				
Willie McCovey, L (1, 3) OBP: 0.458, SLG: 0.683	F9					3-1			1B 1B	4	0	1	0	0	0	3				
Bobby Bonds, R (1, 9) OBP: 0.345, SLG: 0.474	4-0 1-2 2-3 BB								1B 1B	2	0	2	1	2	0	0				
Ken Henderson, S (1, 7) OBP: 0.395, SLG: 0.332 Leon Wagner, L (8, PH) George Foster, R (9, 7)	0-0 F9								L3	3	0	0	0	0	0	6				
Jack Hiatt, R (1, 2) OBP: 0.305, SLG: 0.307 John Stephenson, L (9, PH)									1-3	1	0	0	0	0	0	2				
Hal Lanier, R (1, 6) OBP: 0.261, SLG: 0.251 Bob Burda, L (9, PH)									F9	1	0	0	0	0	0	0				
Gaylord Perry, R (1, 1) OBP: 0.161, SLG: 0.159 Jim Ray Hart, R (9, PH)									4-3	3	0	0	0	0	0	1				
									F3	1	0	0	0	0	0	0				
Inning Stats	R: 0 E: 0 K: 0 S: 4	H: 1 LOB: 3 BB: 2 P: 12	R: 0 E: 0 K: 2 S: 7	H: 0 LOB: 0 BB: 0 P: 7	R: 0 E: 0 K: 0 S: 3	H: 0 LOB: 0 BB: 0 P: 3	R: 0 E: 0 K: 0 S: 3	H: 1 LOB: 0 BB: 0 P: 3	R: 0 E: 0 K: 2 S: 7	H: 0 LOB: 1 BB: 1 P: 11	R: 1 E: 0 K: 1 S: 8	H: 3 LOB: 2 BB: 0 P: 8	R: 0 E: 0 K: 0 S: 3	H: 0 LOB: 2 BB: 2 P: 11	R: 0 E: 0 K: 0 S: 3	H: 0 LOB: 0 BB: 0 P: 3	1B: 5 2B: 0 3B: 0 HR: 0	SF: 0 SAC: 0 DP: 0 HBP: 0	WP: 1 PB: 0 SB: 0 CS: 0	PA: 36
PITCHER Larry Dierker, R (1, 1) ERA: 2.22 Jim Bouton, R (8, 1) ERA: 3.29	IP: 7.0 WLS: W BF: 28 H: 5 R: 1 ER: 1 SO: 5 BB: 3 IBB: 0 HBP: 0 BLK: 0 WP: 1 HR: 0 S: 35 P: 47 ERA: 1.29 WHIP: 1.143																			

Houston Astros @ San Francisco Giants
Candlestick Park, San Francisco, CA
Wed Sep 17 1969, 6:33 AM EDT
Att: 4,010 - Unknown

AB	31
R	1
H	5
RBI	1
BB	5
SO	5
LOB	16



Batter	1	2	3	4	5	6	7	8	9	AB	R	H	RBI	BB	SO	LOB	TOP				
Joe Morgan, L OBP: 0.377, SLG: 0.387 Julio Gotay, R OBP: 0.318, SLG: 0.308	4-0 BB G6-4-3		4-0 BB			0-3 K		0-0 HR 2B		0	0	0	0	2	0	0					
Jesus Alou, R OBP: 0.277, SLG: 0.344	0-0 G6-4-3 1-2		0-0 F7			0-0 F7		0-0 HR		4	1	1	3	0	0	2					
Jimmy Wynn, R OBP: 0.431, SLG: 0.511	0-0 1B		0-3 K			4-0 BB		0-0 K		3	0	1	0	1	2	1					
Tommy Davis, R OBP: 0.314, SLG: 0.366 Skip Guinn, R	0-0 5-3			0-0 F8		0-0 F4		0-0 6-3		4	0	0	0	0	0	2					
Denis Menke, R OBP: 0.377, SLG: 0.392		0-0 5-3		0-3 K			0-0 F9		0-0 F2	4	0	0	0	0	1	0					
Doug Radler, R OBP: 0.334, SLG: 0.374		0-3 K		0-3 K			4-0 BB G4-6-3		0-0 4-3	3	0	0	0	1	2	0					
Marty Martinez, S OBP: 0.333, SLG: 0.364		0-0 E8 2B			0-0 6-3		0-0 G4-6-3 1-2		0-0 BB 1B	4	0	2	0	0	0	1					
Johnny Edwards, L OBP: 0.305, SLG: 0.334 Bob Watkins, R		0-0 4-3			0-0 F6			0-0 FC5-4 1B	4-0 BB	1	0	0	0	0	0	1					
Bob Watson, R OBP: 0.361, SLG: 0.290					0-0 F6			0-0 BB	1-2 BB	1	0	1	0	1	0	0					
Denny Lemaster, R OBP: 0.218, SLG: 0.222 Jack Billingham, R OBP: 0.250, SLG: 0.077 Hector Torres, R OBP: 0.179, SLG: 0.215			0-0 1-3		0-0 F8			0-0 FC5-4 2B 1-2 HR	0-0 4-3	0	0	0	0	0	0	0					
Keith Lampard, L OBP: 0.687, SLG: 0.667										1	0	0	0	0	0	2					
Inning Stats	R: 0 E: 0 K: 0 S: 3	H: 1 LOB: 1 BB: 1 P: 7	R: 0 E: 1 K: 1 S: 6	H: 1 LOB: 1 BB: 0 P: 6	R: 0 E: 0 K: 1 S: 5	H: 0 LOB: 1 BB: 1 P: 9	R: 0 E: 0 K: 2 S: 7	H: 0 LOB: 0 BB: 0 P: 7	R: 0 E: 0 K: 0 S: 3	H: 0 LOB: 1 BB: 1 P: 9	R: 0 E: 0 K: 0 S: 2	H: 0 LOB: 0 BB: 1 P: 6	R: 0 E: 0 K: 1 S: 8	H: 3 LOB: 0 BB: 0 P: 8	R: 0 E: 0 K: 0 S: 4	H: 1 LOB: 2 BB: 1 P: 8	1B: 3 2B: 2 3B: 0 HR: 1	SF: 0 SAC: 0 DP: 2 HBP: 0	WP: 0 PB: 0 SB: 0 CS: 0	PA: 36	
PITCHER	IP WLS BF H R ER SO BB IBB HBP BLK WP HR S P ERA WHIP	7.1 W 29 5 3 3 5 4 0 0 0 0 1 35 51 3.68 1.227	1.2 S 7 1 0 0 1 1 0 0 0 0 0 8 12 0.00 1.200																		

Houston Astros @ San Francisco Giants
Candlestick Park, San Francisco, CA
Thu Sep 18 1969, 6:33 AM EDT
Att: 3,675 - Unknown

AB	31
R	3
H	6
RBI	3
BB	5
SO	6
LOB	10





Batter	1	2	3	4	5	6	7	8	9	AB	R	H	RBI	BB	SO	LOB	BOTTOM				
Tito Fuentes, S OBP: 0.345, SLG: 0.353	0-0 1B 1B	0-0 E S SF7 1B		4-0 BB	0-0 5-3			0-0 F7		4	2	2	0	1	0	0					
Ron Hunt, R OBP: 0.355, SLG: 0.333	0-0 1B 1-2	0-0 SF7 1-1 H		0-0 F4		0-0 FC4-6 1B		0-0 1B		4	1	3	1	0	0	1					
Willie Mays, R OBP: 0.366, SLG: 0.442 Dave Marshall, L OBP: 0.343, SLG: 0.289 George Foster, R	0-3 K	0-0 4-3		0-0 G3		0-0 FC4-6 1-2 CS		0-3 K		2	0	0	0	0	1	2					
Willie McCovey, L OBP: 0.458, SLG: 0.681 Bob Burdette, L OBP: 0.325, SLG: 0.390	0-0 F8 1-2 2H 1B	0-0 4-3			4-0 WP 1B BB	0-0 F6 1-2		0-0 4-3		3	2	1	1	1	0	1					
Bobby Bonds, R OBP: 0.348, SLG: 0.474	0-0 1B 1-2 2H 1B		0-0 F8		4-0 1B HR BB		4-0 BB BB			2	2	1	1	2	0	0					
Ken Henderson, S OBP: 0.305, SLG: 0.331	0-0 F8 2-3		0-0 F6		0-0 HR 1B		0-0 F8			4	1	1	1	0	0	3					
Jack Hiatt, R OBP: 0.348, SLG: 0.337	0-0 1B 1-3 3H 1B		0-0 1B		0-0 HR 1-1 3H 1B		4-0 BB		0-0 F5	3	1	3	4	1	0	0					
Hal Lanier, R OBP: 0.261, SLG: 0.251	0-0 1-2 3H 1B		0-0 F7		0-3 K		0-0 K			4	0	1	1	0	1	3					
Ron Bryant, S OBP: 0.294, SLG: 0.200 Don McMahon, R OBP: 0.125, SLG: 0.125	0-3 K		0-0 G3		0-3 K		0-3 K			4	0	0	0	0	3	4					
Inning Stats	R: 4 E: 0 K: 2 S: 13	H: 6 LOB: 2 BB: 0 P: 13	R: 1 E: 0 K: 0 S: 4	H: 1 LOB: 0 BB: 0 P: 4	R: 0 E: 0 K: 0 S: 4	H: 1 LOB: 1 BB: 0 P: 4	R: 0 E: 0 K: 0 S: 3	H: 0 LOB: 1 BB: 1 P: 7	R: 4 E: 0 K: 2 S: 9	H: 2 LOB: 0 BB: 2 P: 17	R: 0 E: 0 K: 0 S: 3	H: 1 LOB: 0 BB: 0 P: 3	R: 0 E: 0 K: 1 S: 5	H: 0 LOB: 2 BB: 2 P: 13	R: 0 E: 0 K: 1 S: 6	H: 1 LOB: 1 BB: 0 P: 6	1B: 11 2B: 0 3B: 0 HR: 1	SF: 1 SAC: 0 DP: 0 HBP: 0	WP: 1 PB: 0 SB: 1 CS: 1	PA: 40	
PITCHER	IP WLS BF H R ER SO BB IBB HBP BLK WP HR S P ERA WHIP	0.2 L 7 5 4 4 1 0 0 0 0 0 0 8 9 54.00 7.500	1.1 6 2 1 0 1 0 0 0 0 0 0 0 8 8 0.00 1.500	5.0 23 4 4 4 3 5 0 0 0 0 1 1 24 44 7.20 1.800	1.0 4 1 0 0 1 0 0 0 0 0 0 0 6 6 0.00 1.000																

Houston Astros @ San Francisco Giants
Candlestick Park, San Francisco, CA
Thu Sep 18 1969, 6:33 AM EDT
Att: 3,675 - Unknown

AB	34
R	9
H	12
RBI	9
BB	5
SO	6
LOB	18



Batter	1	2	3	4	5	6	7	8	9	AB	R	H	RBI	BB	SO	LOB	TOP			
Maury Wills, S OBP: 0.341, SLG: 0.342 (1,6)	0-0 4-3		0-0 6-3			0-0 5-3		0-0 1B		4	0	1	0	0	0	1	Los Angeles Dodgers @ San Francisco Giants Candlestick Park, San Francisco, CA Fri Sep 19 1969, 10:05 PM EDT Att: 21,831 - Unknown			
Manny Mota, R OBP: 0.366, SLG: 0.388 (1,7)	0-0 4-3			0-0 6-3		0-0 1-6-3		0-0 1B		4	0	1	1	0	0	0				
Willie Davis, L OBP: 0.363, SLG: 0.453 (1,8)	0-0 5-3			0-0 1-3			0-0 1B	0-0 1-3		4	0	1	0	0	0	2				
Wes Parker, S OBP: 0.361, SLG: 0.440 (1,3)		0-3 K		0-0 5-3			0-0 F7		0-0 F9	4	0	0	0	0	1	1				
Andy Kosco, R OBP: 0.282, SLG: 0.420 (1,9)		0-0 5-3			0-0 F9		0-0 E4	0-0 G5-4-3	0-0 F7	4	0	0	0	0	0	1				
Jim Lefebvre, S OBP: 0.344, SLG: 0.335 (1,5)		0-0 F8			0-0 1B		0-0 G5-4-3		0-0 5-3	4	0	1	0	0	0	2				
Ted Sizemore, R OBP: 0.336, SLG: 0.344 (1,4)			0-0 E5		0-0 F9			0-0 F8		3	0	0	0	0	0	1				
Tom Haller, L OBP: 0.335, SLG: 0.352 (1,2)			0-0 F5		0-0 G3			0-0 F5		3	0	0	0	0	0	2				
Claude Osteen, L OBP: 0.252, SLG: 0.260 (1,1)			0-0 F2			0-0 4-3		0-0 1B		2	0	0	0	0	0	1				
Bill Russell, R OBP: 0.301, SLG: 0.345 (8, PH)								0-0 1B		1	1	1	0	0	0	0				
Al McBean, R OBP: 0.333, SLG: 0.200 (8, 1)								0-0 1B		0	0	0	0	0	0	0				
Inning Stats	R: 0 E: 0 K: 0 S: 3	H: 0 LOB: 0 BB: 0 P: 3	R: 0 E: 0 K: 1 S: 5	H: 0 LOB: 0 BB: 0 P: 5	R: 0 E: 1 K: 0 S: 4	H: 0 LOB: 1 BB: 0 P: 4	R: 0 E: 0 K: 0 S: 3	H: 1 LOB: 1 BB: 0 P: 3	R: 0 E: 0 K: 0 S: 4	H: 0 LOB: 0 BB: 0 P: 3	R: 0 E: 1 K: 0 S: 4	H: 1 LOB: 1 BB: 0 P: 4	R: 1 E: 0 K: 0 S: 6	H: 3 LOB: 2 BB: 0 P: 6	R: 0 E: 0 K: 0 S: 3	H: 0 LOB: 0 BB: 0 P: 3	1B: 5 2B: 0 3B: 0 HR: 0	SF: 0 SAC: 0 DP: 1 HBP: 0	WP: 0 PB: 0 SB: 0 CS: 0	PA: 33
PITCHER Mike McCormick, L ERA: 3.31 (1,1)	IP: 9.0 WLS: W BF: 33 H: 5 R: 1 ER: 1 SO: 1 BB: 0 IBB: 0 HBP: 0 BLK: 0 WP: 0 HR: 0 S: 35 P: 35 ERA: 1.00 WHIP: 0.556															PITCHER				

Batter	1	2	3	4	5	6	7	8	9	AB	R	H	RBI	BB	SO	LOB	BOTTOM			
Tito Fuentes, S OBP: 0.338, SLG: 0.346 (1,5)	0-0 5-3				0-0 6-3					3	0	0	0	0	0	0	Los Angeles Dodgers @ San Francisco Giants Candlestick Park, San Francisco, CA Fri Sep 19 1969, 10:05 PM EDT Att: 21,831 - Unknown			
Jim Davenport, R OBP: 0.306, SLG: 0.306 (7,5)			0-0 4-3							1	0	0	0	0	1	1				
Ron Hunt, R OBP: 0.356, SLG: 0.333 (1,4)				4-0 1B	0-0 5-3			0-0 6-3		3	1	1	0	1	0	0				
Willie Mays, R OBP: 0.367, SLG: 0.443 (1,8)				0-0 1B	0-0 F3			0-0 F3		4	1	2	0	0	0	0				
Willie McCovey, L OBP: 0.458, SLG: 0.678 (1,3)				0-0 2B	0-0 SF9			0-0 HR		3	2	1	1	1	1	1				
Bobby Bonds, R OBP: 0.349, SLG: 0.481 (1,9)		0-3 K		0-0 2B	0-0 K			0-0 HR		4	1	2	3	0	2	0				
Ken Henderson, S OBP: 0.302, SLG: 0.328 (1,7)		0-0 F6		0-0 5-3		0-0 F9		0-0 F7		4	0	0	0	0	0	2				
Jack Hiatt, R OBP: 0.352, SLG: 0.339 (1,2)		0-3 K		4-0 FC4-6				0-0 FC2-6		2	0	1	0	1	1	0				
Hal Lanier, R OBP: 0.259, SLG: 0.249 (1,6)			0-0 F9	0-0 SF9				0-0 FC2-6		2	0	0	1	0	0	1				
Mike McCormick, L OBP: 0.197, SLG: 0.210 (1,1)			0-3 K	0-0 FC4-6				0-0 SH3-4		2	0	0	0	0	1	2				
Inning Stats	R: 0 E: 0 K: 0 S: 4	H: 2 LOB: 1 BB: 0 P: 4	R: 0 E: 0 K: 2 S: 7	H: 0 LOB: 0 BB: 0 P: 7	R: 0 E: 0 K: 1 S: 5	H: 0 LOB: 0 BB: 0 P: 5	R: 3 E: 0 K: 0 S: 6	H: 3 LOB: 2 BB: 2 P: 14	R: 0 E: 0 K: 0 S: 3	H: 0 LOB: 0 BB: 0 P: 3	R: 0 E: 0 K: 2 S: 7	H: 0 LOB: 0 BB: 0 P: 7	R: 0 E: 0 K: 1 S: 6	H: 1 LOB: 1 BB: 0 P: 6	R: 2 E: 0 K: 0 S: 4	H: 1 LOB: 0 BB: 1 P: 8		1B: 5 2B: 1 3B: 0 HR: 1	SF: 1 SAC: 1 DP: 0 HBP: 0	WP: 1 PB: 0 SB: 0 CS: 0
PITCHER Claude Osteen, L ERA: 2.58 (8, 1)	IP: 7.0 WLS: L BF: 28 H: 6 R: 3 ER: 3 SO: 3 BB: 1 IBB: 1 HBP: 0 BLK: 0 WP: 1 HR: 0 S: 38 P: 46 ERA: 3.86 WHIP: 1.000															PITCHER				

Batter	1	2	3	4	5	6	7	8	9	AB	R	H	RBI	BB	SO	LOB	TOP			
Maury Wills, S (1,6) OBP: 0.340, SLG: 0.341	0-0 4-3 S 1B		0-0 6-3		0-0 F4		0-0 F9		0-0 G3	5	0	1	0	0	0	0	Los Angeles Dodgers @ San Francisco Giants Candlestick Park, San Francisco, CA Sat Sep 20 1969, 6:33 AM EDT Att: 25,213 - Unknown			
Ted Sizemore, R (1,4) OBP: 0.338, SLG: 0.347	0-0 F1		0-0 F7		0-0 HR 1B		4-0 BB		0-0 2B	4	1	2	0	1	0	1				
Willie Davis, L (1,8) OBP: 0.361, SLG: 0.457	0-0 4-3 1-3		0-0 1-3		0-0 HR		0-0 6-3		0-0 4-3	5	1	1	2	0	0	3				
Wes Parker, S (1,3) OBP: 0.360, SLG: 0.438	0-0 F5			0-0 FC5-6 1B	0-0 6-3				0-0 F7	4	0	1	0	0	0	1				
Willie Crawford, L (1,9) OBP: 0.336, SLG: 0.411		0-0 5-3 1B		0-0 FC5-6 1B	0-0 F8				0-0 F7	4	2	1	0	0	0	1				
Len Gabrielson, L (1,7) OBP: 0.322, SLG: 0.346 Von Joshua, L (8,7)	0-0 5-3 1-2		0-0 1B	0-0 1B		0-0 F4		4-0 1B	4-0 BB	3	0	1	0	1	0	1				
Jim Lefebvre, S (1,5) OBP: 0.346, SLG: 0.338	0-3 K		0-0 1B	0-0 1B	0-0 4-3			0-0 1B	0-0 1B	4	0	2	1	0	1	1				
Tom Haller, L (1,2) OBP: 0.334, SLG: 0.351	0-0 2H 1B		0-0 F4	0-0 F4	0-0 F5			0-0 F6	0-0 F6	4	0	1	1	0	0	4				
Bill Singer, R (1,1) OBP: 0.118, SLG: 0.110 Pete Mikkelsen, R (4,1) OBP: 0.167, SLG: 0.167 Andy Kosco, R (7,PH) OBP: 0.281, SLG: 0.419 Jim Brewer, L (7,1) OBP: 0.167, SLG: 0.182 Bill Sudakis, S (9,PH)	0-0 6-3		0-0 F8	0-0 F8		0-0 5-3		0-3 K	0-3 K	2	0	0	0	0	0	3				
Inning Stats	R: 0 E: 0 K: 0 S: 4	H: 1 LOB: 1 BB: 0 P: 4	R: 1 E: 0 K: 1 S: 7	H: 2 LOB: 1 BB: 0 P: 7	R: 0 E: 0 K: 0 S: 3	H: 0 LOB: 0 BB: 0 P: 3	R: 1 E: 0 K: 0 S: 6	H: 3 LOB: 2 BB: 0 P: 6	R: 2 E: 0 K: 0 S: 5	H: 2 LOB: 0 BB: 0 P: 5	R: 0 E: 0 K: 0 S: 3	H: 0 LOB: 1 BB: 1 P: 7	R: 0 E: 0 K: 0 S: 4	H: 1 LOB: 2 BB: 1 P: 8	R: 0 E: 0 K: 1 S: 6	H: 1 LOB: 1 BB: 0 P: 6		1B: 8 2B: 1 3B: 0 HR: 1	SF: 0 SAC: 0 DP: 0 HBP: 0	WP: 0 PB: 0 SB: 1 CS: 0
PITCHER Juan Marichal, R (1,1) ERA: 2.18	IP: 9.0 WLS: W BF: 39 H: 10 R: 4 ER: 4 SO: 2 BB: 2 IBB: 0 HBP: 0 BLK: 0 WP: 0 HR: 1 S: 41 P: 49 ERA: 4.00 WHIP: 1.333															PITCHER				

Batter	1	2	3	4	5	6	7	8	9	AB	R	H	RBI	BB	SO	LOB	BOTTOM			
Tito Fuentes, S (1,5) OBP: 0.335, SLG: 0.343 Jim Davenport, R (8,5) OBP: 0.305, SLG: 0.305	0-0 F7		0-0 4-3	0-0 WP 1B		0-3 K		0-0 6-3		4	1	1	1	0	1	0	Los Angeles Dodgers @ San Francisco Giants Candlestick Park, San Francisco, CA Sat Sep 20 1969, 6:33 AM EDT Att: 25,213 - Unknown			
Ron Hunt, R (1,4) OBP: 0.358, SLG: 0.334	0-0 1B		0-0 6-3	1-0 3H 1B	0-0 1B	0-0 G4-3 1B		0-0 F4		4	0	2	0	0	0	1				
Jim Ray Hart, R (1,7) OBP: 0.351, SLG: 0.335 Willie Mays, R (4,PH) OBP: 0.367, SLG: 0.443	0-3 K		0-0 F7	0-0 3H 1B	0-0 1B	0-0 G4-3		0-0 1-2		2	0	0	0	0	1	1				
Willie McCovey, L (1,3) OBP: 0.457, SLG: 0.675	0-0 F4			0-0 1B	0-0 1B	0-0 1-2		0-0 F7		4	1	1	0	0	0	3				
Bobby Bonds, R (1,8) OBP: 0.351, SLG: 0.483		0-3 K		0-0 1B	0-0 2B	4-0 FC3-6 BB		4-0 S BB		2	1	1	0	2	1	0				
Ken Henderson, S (1,9) OBP: 0.301, SLG: 0.330		0-0 FC6-5 2B		0-0 F5	0-0 FC3-6 4-3		0-3 K		0-0 1-2	4	0	1	0	0	1	4				
Jack Hiatt, R (1,2) OBP: 0.350, SLG: 0.333		0-0 FC6-5 BB		4-0 FC5-4 1B	0-0 4-3		0-0 4-3		0-0 1-2	3	1	0	0	1	0	3				
Hal Lanier, R (1,6) OBP: 0.263, SLG: 0.251		4-0 BB		0-0 FC5-4 1B	4-0 IBB		0-0 F2		0-0 6-3 BB	2	0	1	2	2	0	0				
Juan Marichal, R (1,1) OBP: 0.174, SLG: 0.173	0-0 6-3		0-0 FC5-4 1B	0-0 1-3		0-0 1-2		4-0 BB		3	1	0	0	1	0	6				
Inning Stats	R: 0 E: 0 K: 1 S: 6	H: 1 LOB: 1 BB: 0 P: 6	R: 0 E: 0 K: 1 S: 6	H: 1 LOB: 2 BB: 1 P: 10	R: 0 E: 0 K: 0 S: 3	H: 0 LOB: 0 BB: 0 P: 3	R: 5 E: 0 K: 0 S: 8	H: 5 LOB: 2 BB: 1 P: 13	R: 0 E: 0 K: 0 S: 3	H: 0 LOB: 2 BB: 2 P: 11	R: 0 E: 0 K: 1 S: 5	H: 1 LOB: 0 BB: 0 P: 5	R: 0 E: 0 K: 1 S: 5	H: 0 LOB: 1 BB: 1 P: 9	R: 0 E: 0 K: 0 S: 3	H: 0 LOB: 1 BB: 1 P: 7		1B: 6 2B: 2 3B: 0 HR: 0	SF: 0 SAC: 0 DP: 1 HBP: 1	WP: 2 PB: 0 SB: 1 CS: 0
PITCHER Bill Singer, R (1,1) ERA: 2.06 Pete Mikkelsen, R (4,1) ERA: 2.72 Jim Brewer, L (7,1) ERA: 2.48	IP: 3.2 WLS: L BF: 20 H: 6 R: 5 ER: 5 SO: 2 BB: 2 IBB: 0 HBP: 1 BLK: 0 WP: 0 HR: 0 S: 21 P: 30 ERA: 12.27 WHIP: 2.182															PITCHER				

AB	37
R	4
H	10
RBI	4
BB	2
SO	2
LOB	15



AB	31
R	5
H	8
RBI	4
BB	6
SO	4
LOB	20



Batter	1	2	3	4	5	6	7	8	9	AB	R	H	RBI	BB	SO	LOB	TOP				
Tito Fuentes, S OBP: 0.337, SLG: 0.340 Jim Davenport, R OBP: 0.306, SLG: 0.304	4-0 F9 BB		0-0 SH1-4		0-0 E8 1B	0-0 F7		0-3 K		3	0	1	0	1	1	1	San Francisco Giants @ San Diego Padres San Diego Stadium, San Diego, CA Mon Sep 22 1969, 10:05 PM EDT Att: 4,779 - Unknown				
Ron Hunt, R OBP: 0.360, SLG: 0.334	0-0 F9 1-2		0-0 1B		0-0 1-3		0-0 HR 1B		0-0 5-3	5	1	2	1	0	0	2					
Jim Ray Hart, R OBP: 0.346, SLG: 0.330 George Foster, R Willie Mays, R (7, PH) OBP: 0.365, SLG: 0.447	0-0 F9		0-0 1B		0-3 K		0-0 HR		0-0 F3	3	0	1	1	0	1	1					
Willie McCovey, L OBP: 0.462, SLG: 0.674		0-0 4-3	0-0 F6		4-0 1B IBB		0-0 FC5 1B		0-3 K	4	0	1	0	1	1	2					
Bobby Bonds, R OBP: 0.350, SLG: 0.477		0-0 F8	0-3 K		0-0 1B		0-0 F9		0-0 F3	5	0	1	0	0	1	3					
Ken Henderson, S OBP: 0.308, SLG: 0.332	4-0 BB				0-0 F8		0-0 F9			3	0	1	0	1	0	3					
Jack Hiatt, R OBP: 0.353, SLG: 0.330		0-3 K			0-0 5-3		0-3 K		0-3 K	4	0	0	0	0	3	3					
Hal Lanier, R OBP: 0.264, SLG: 0.249			4-0 SH1-4 1B BB		4-0 BB		0-0 SH1-4 1B		0-0 FC5	2	1	1	0	2	0	2					
Ron Bryant, S OBP: 0.278, SLG: 0.188 Don McMahon, R OBP: 0.111, SLG: 0.111			0-0 SH 1B SH1-4 1B		0-0 5-3		0-0 SH1-4		0-0 2-3	1	1	0	0	0	0	1					
										1	0	0	0	0	0	0					
Inning Stats	R: 0 E: 0 K: 0 S: 2	H: 0 LOB: 0 BB: 1 P: 6	R: 0 E: 0 K: 1 S: 5	H: 0 LOB: 1 BB: 1 P: 9	R: 2 E: 0 K: 1 S: 8	H: 2 LOB: 2 BB: 1 P: 12	R: 0 E: 0 K: 0 S: 3	H: 0 LOB: 1 BB: 1 P: 7	R: 0 E: 1 K: 1 S: 7	H: 2 LOB: 3 BB: 1 P: 11	R: 0 E: 0 K: 1 S: 6	H: 1 LOB: 1 BB: 0 P: 6	R: 2 E: 0 K: 1 S: 9	H: 4 LOB: 2 BB: 0 P: 9	R: 0 E: 0 K: 1 S: 5	H: 0 LOB: 0 BB: 0 P: 5	R: 0 E: 0 K: 1 S: 5	H: 0 LOB: 0 BB: 0 P: 5	1B: 8 2B: 0 3B: 0 HR: 1	SF: 0 SAC: 3 DP: 0 HBP: 0	WP: 0 PA: 41 PB: 0 SB: 0 CS: 0
PITCHER	IP WLS BF H R ER SO BB IBB HBP BLK WP HR S P ERA WHIP	IP WLS BF H R ER SO BB IBB HBP BLK WP HR S P ERA WHIP	IP WLS BF H R ER SO BB IBB HBP BLK WP HR S P ERA WHIP	IP WLS BF H R ER SO BB IBB HBP BLK WP HR S P ERA WHIP	IP WLS BF H R ER SO BB IBB HBP BLK WP HR S P ERA WHIP	IP WLS BF H R ER SO BB IBB HBP BLK WP HR S P ERA WHIP	IP WLS BF H R ER SO BB IBB HBP BLK WP HR S P ERA WHIP	IP WLS BF H R ER SO BB IBB HBP BLK WP HR S P ERA WHIP	IP WLS BF H R ER SO BB IBB HBP BLK WP HR S P ERA WHIP	IP WLS BF H R ER SO BB IBB HBP BLK WP HR S P ERA WHIP	IP WLS BF H R ER SO BB IBB HBP BLK WP HR S P ERA WHIP	IP WLS BF H R ER SO BB IBB HBP BLK WP HR S P ERA WHIP	IP WLS BF H R ER SO BB IBB HBP BLK WP HR S P ERA WHIP	IP WLS BF H R ER SO BB IBB HBP BLK WP HR S P ERA WHIP	IP WLS BF H R ER SO BB IBB HBP BLK WP HR S P ERA WHIP	IP WLS BF H R ER SO BB IBB HBP BLK WP HR S P ERA WHIP	IP WLS BF H R ER SO BB IBB HBP BLK WP HR S P ERA WHIP	IP WLS BF H R ER SO BB IBB HBP BLK WP HR S P ERA WHIP	IP WLS BF H R ER SO BB IBB HBP BLK WP HR S P ERA WHIP	IP WLS BF H R ER SO BB IBB HBP BLK WP HR S P ERA WHIP	IP WLS BF H R ER SO BB IBB HBP BLK WP HR S P ERA WHIP

AB 33
R 4
H 9
RBI 4
BB 5
SO 7
LOB 18



Batter	1	2	3	4	5	6	7	8	9	AB	R	H	RBI	BB	SO	LOB	BOTTOM				
Jose Arcia, R OBP: 0.254, SLG: 0.269 Larry Stahl, L (7, PH) OBP: 0.266, SLG: 0.306 Ron Stocum, R OBP: 0.250, SLG: 0.625	0-0 6-3		0-0 S 1B		0-0 F7		0-0 G1-6-3			3	1	1	0	0	0	0	San Francisco Giants @ San Diego Padres San Diego Stadium, San Diego, CA Mon Sep 22 1969, 10:05 PM EDT Att: 4,779 - Unknown				
Roberto Pena, R OBP: 0.276, SLG: 0.311	0-3 K2-3		0-3 K				0-0 2B		0-0 4-3	4	0	1	0	0	2	1					
Ollie Brown, R OBP: 0.322, SLG: 0.414	0-0 5-3		0-0 1B				0-0 3B 2B		0-0 1-3	4	1	2	1	0	0	0					
Al Ferrara, R OBP: 0.353, SLG: 0.445		0-0 E6 1B FC6-2	0-0 F4				0-3 K		0-0 6-3	4	0	0	0	0	1	2					
Nate Colbert, R OBP: 0.319, SLG: 0.484		0-0 FC6-2 1B			0-0 F9		0-0 2H 3B		0-0 F2	4	0	2	1	0	0	0					
Ivan Murrell, R OBP: 0.291, SLG: 0.372		0-0 FC6-2 1B FC6-4			0-0 CS 1B		0-3 K		0-0 6-3	3	0	1	0	0	1	3					
Chris Cannizzaro, R OBP: 0.298, SLG: 0.365 Sonny Ruberto, R OBP: 0.182, SLG: 0.143 Fred Kendall, R OBP: 0.263, SLG: 0.176		0-0 F7			0-0 6-3		4-0 1B BB		0-3 K	2	0	0	0	1	0	3					
Tommy Dean, R OBP: 0.236, SLG: 0.217 Van Kelly, L OBP: 0.284, SLG: 0.340 Frankie Libran, R OBP: 0.182, SLG: 0.200		0-0 FC6-4			0-0 F9		0-0 G1-6-3 1B			2	0	0	0	0	0	2					
Mike Corkins, R Frank Reberger, L Jerry Morales, R OBP: 0.283, SLG: 0.317 Ed Spiezio, R (9, PH) OBP: 0.316, SLG: 0.372			0-3 K		0-0 F8		0-3 K			2	0	0	0	0	1	0					
										1	0	0	0	0	0	0					
Inning Stats	R: 0 E: 0 K: 1 S: 5	H: 0 LOB: 0 BB: 0 P: 5	R: 0 E: 1 K: 0 S: 5	H: 1 LOB: 2 BB: 0 P: 5	R: 1 E: 0 K: 2 S: 9	H: 2 LOB: 1 BB: 0 P: 9	R: 0 E: 0 K: 0 S: 3	H: 1 LOB: 0 BB: 0 P: 3	R: 0 E: 0 K: 2 S: 9	H: 3 LOB: 1 BB: 0 P: 9	R: 0 E: 0 K: 1 S: 5	H: 1 LOB: 2 BB: 1 P: 9	R: 0 E: 0 K: 0 S: 3	H: 0 LOB: 0 BB: 0 P: 3	R: 0 E: 0 K: 1 S: 5	H: 0 LOB: 0 BB: 0 P: 5	R: 0 E: 0 K: 1 S: 5	H: 0 LOB: 0 BB: 0 P: 5	1B: 5 2B: 2 3B: 1 HR: 0	SF: 0 SAC: 0 DP: 1 HBP: 0	WP: 0 PA: 34 PB: 0 SB: 1 CS: 1
PITCHER	IP WLS BF H R ER SO BB IBB HBP BLK WP HR S P ERA WHIP	IP WLS BF H R ER SO BB IBB HBP BLK WP HR S P ERA WHIP	IP WLS BF H R ER SO BB IBB HBP BLK WP HR S P ERA WHIP	IP WLS BF H R ER SO BB IBB HBP BLK WP HR S P ERA WHIP	IP WLS BF H R ER SO BB IBB HBP BLK WP HR S P ERA WHIP	IP WLS BF H R ER SO BB IBB HBP BLK WP HR S P ERA WHIP	IP WLS BF H R ER SO BB IBB HBP BLK WP HR S P ERA WHIP	IP WLS BF H R ER SO BB IBB HBP BLK WP HR S P ERA WHIP	IP WLS BF H R ER SO BB IBB HBP BLK WP HR S P ERA WHIP	IP WLS BF H R ER SO BB IBB HBP BLK WP HR S P ERA WHIP	IP WLS BF H R ER SO BB IBB HBP BLK WP HR S P ERA WHIP	IP WLS BF H R ER SO BB IBB HBP BLK WP HR S P ERA WHIP	IP WLS BF H R ER SO BB IBB HBP BLK WP HR S P ERA WHIP	IP WLS BF H R ER SO BB IBB HBP BLK WP HR S P ERA WHIP	IP WLS BF H R ER SO BB IBB HBP BLK WP HR S P ERA WHIP	IP WLS BF H R ER SO BB IBB HBP BLK WP HR S P ERA WHIP	IP WLS BF H R ER SO BB IBB HBP BLK WP HR S P ERA WHIP	IP WLS BF H R ER SO BB IBB HBP BLK WP HR S P ERA WHIP	IP WLS BF H R ER SO BB IBB HBP BLK WP HR S P ERA WHIP	IP WLS BF H R ER SO BB IBB HBP BLK WP HR S P ERA WHIP	IP WLS BF H R ER SO BB IBB HBP BLK WP HR S P ERA WHIP



Batter	1	2	3	4	5	6	7	8	9	AB	R	H	RBI	BB	SO	LOB	TOP					
Tito Fuentes, S OBP: 0.333, SLG: 0.336 (1, 5) (7, 6)	G3		4-3			F5	FC4		2B 1B	5	0	1	0	0	0	2	San Francisco Giants @ San Diego Padres San Diego Stadium, San Diego, CA Tue Sep 23 1969, 10:05 PM EDT Att: 5,828 - Unknown livebaseballscorecards.com					
Ron Hunt, R OBP: 0.359, SLG: 0.335 (1, 4)	6-3		6-3			6-3		F3	2B	5	0	1	0	0	0	0						
Willie Mays, R OBP: 0.364, SLG: 0.443 (1, 8)	F8		F6			F7		2B FC6-4 BB		3	1	0	0	1	0	0						
Willie McCovey, L OBP: 0.460, SLG: 0.672 (1, 3)		4-3		F6			4-3	FC6-4 2B		4	0	1	0	0	0	0						
Bobby Bonds, R OBP: 0.351, SLG: 0.476 (1, 9)		F3		F7			HBP BB BB	FC6-4 IBB		2	1	0	0	2	0	0						
Jim Ray Hart, R OBP: 0.350, SLG: 0.332 (7, PR) George Foster, R (7, 7)				F9			BB HBP BB	FC6-4		2	1	1	0	1	0	0						
Dave Marshall, L OBP: 0.342, SLG: 0.288 (8, PH) (8, 7)		1B 1B					BB SF8 BB	FC6-4		0	1	0	0	0	0	0						
Jack Hiatt, R OBP: 0.265, SLG: 0.328 (7, PH) Leon Wagner, L OBP: 0.825, SLG: 0.500 (7, PR) Don Mason, L OBP: 0.320, SLG: 0.262 (7, 5)					K2-3		SF8 BB HBP	K		1	0	0	0	1	1	0						
Hal Lanier, R OBP: 0.265, SLG: 0.250 (7, PH) Bob Burda, L OBP: 0.325, SLG: 0.388 (7, 1) Frank Linzy, R OBP: 0.364, SLG: 0.276 (7, 1)					F8				6-3	2	0	1	1	0	0	0						
Mike McCormick, L OBP: 0.191, SLG: 0.203 (6, 1) Ron Herbel, R (7, PH) John Stephenson, L OBP: 0.240, SLG: 0.333 (7, 2)									F8	2	0	0	0	0	1	2						
Inning Stats	R: 0 E: 0 K: 0 S: 3	H: 0 LOB: 0 BB: 0 P: 3	R: 1 E: 0 K: 0 S: 5	H: 2 LOB: 2 BB: 1 P: 9	R: 0 E: 0 K: 0 S: 3	H: 0 LOB: 0 BB: 0 P: 3	R: 0 E: 0 K: 2 S: 7	H: 0 LOB: 0 BB: 0 P: 7	R: 0 E: 0 K: 0 S: 3	H: 0 LOB: 0 BB: 0 P: 3	R: 2 E: 0 K: 0 S: 3	H: 0 LOB: 0 BB: 3 P: 16	R: 1 E: 0 K: 1 S: 6	H: 1 LOB: 2 BB: 2 P: 14	R: 0 E: 0 K: 0 S: 4	H: 2 LOB: 2 BB: 0 P: 4		1B: 3 2B: 2 3B: 0 HR: 0	SF: 1 SAC: 0 DP: 0 HBP: 1	WP: 0 PB: 0 SB: 0 CS: 0	PA: 38	
PITCHER	IP	WLS	BF	H	R	ER	SO	BB	IBB	HBP	BLK	WP	HR	S	P	ERA		WHIP				
Clay Kirby, R ERA: 3.86 Frank Reberger, R ERA: 3.51 Jack Baldschun, R ERA: 4.68	(1, 1) (7, 1) (9, 1)	6.1 1.2 1.0	25 9 4	2 1 2	3 1 0	3 1 0	2 1 0	3 2 0	0 1 0	0 0 0	0 0 0	0 0 0	0 8 4	25 20 4	38 20 4	4.26 5.40 0.00		0.789 1.800 2.000				

Batter	1	2	3	4	5	6	7	8	9	AB	R	H	RBI	BB	SO	LOB	BOTTOM					
Jose Arcia, R OBP: 0.253, SLG: 0.268 (1, 4)	E 1B	F8				F8	FC6-4		F9	5	1	1	0	0	0	3	San Francisco Giants @ San Diego Padres San Diego Stadium, San Diego, CA Tue Sep 23 1969, 10:05 PM EDT Att: 5,828 - Unknown livebaseballscorecards.com					
Roberto Pena, R OBP: 0.281, SLG: 0.318 (9, PR) Ron Slocum, R OBP: 0.250, SLG: 0.625 (9, 9)	E9 1B 2B		F7					6-3	WP 1B	5	1	3	1	0	0	0						
Ollie Brown, R OBP: 0.321, SLG: 0.412 (1, 9)	6-3		F3			F9		5-3	1B	5	0	1	1	0	2							
Al Ferrara, R OBP: 0.354, SLG: 0.444 (8, 8) Cito Gaston, R OBP: 0.275, SLG: 0.307 (8, 8)	2B BLK 1B					F3		F9		3	1	1	1	1	0	1						
Nate Colbert, R OBP: 0.319, SLG: 0.484 (1, 3)	BLK 4-3 2B		F8					6-3	K	4	1	1	0	0	1	1						
Ivan Murrell, R OBP: 0.295, SLG: 0.374 (8, 7)	4-3				F4		1B 5-3 1B		1-3 1B	4	0	2	1	0	0	0						
Chris Cannizzaro, R OBP: 0.299, SLG: 0.302 (1, 2)	6-3				F8		5-3		1-3	4	0	0	0	0	2							
Tommy Dean, R OBP: 0.240, SLG: 0.227 (8, PH) Larry Stahl, L OBP: 0.270, SLG: 0.306 (9, 6) Frankie Libran, R OBP: 0.182, SLG: 0.200 (9, 6)		6-3								2	0	1	0	1	0	0						
Clay Kirby, R OBP: 0.157, SLG: 0.048 (7, 1) Van Kelly, L OBP: 0.282, SLG: 0.339 (8, PH) Jack Baldschun, R OBP: 0.400, SLG: 0.250 (9, 1)		6-3								3	0	1	0	0	0	1						
Inning Stats	R: 4 E: 1 K: 0 S: 7	H: 4 LOB: 0 BB: 0 P: 7	R: 0 E: 0 K: 0 S: 3	H: 0 LOB: 0 BB: 0 P: 3	R: 0 E: 0 K: 0 S: 4	H: 1 LOB: 1 BB: 0 P: 4	R: 0 E: 0 K: 0 S: 5	H: 1 LOB: 1 BB: 0 P: 4	R: 0 E: 0 K: 0 S: 3	H: 2 LOB: 3 BB: 1 P: 9	R: 0 E: 0 K: 1 S: 6	H: 0 LOB: 0 BB: 0 P: 3	R: 0 E: 0 K: 1 S: 6	H: 1 LOB: 2 BB: 1 P: 10	R: 1 E: 0 K: 0 S: 3	H: 2 LOB: 1 BB: 0 P: 3		1B: 7 2B: 3 3B: 1 HR: 0	SF: 0 SAC: 0 DP: 0 HBP: 0	WP: 1 PB: 0 SB: 0 CS: 0	PA: 39	
PITCHER	IP	WLS	BF	H	R	ER	SO	BB	IBB	HBP	BLK	WP	HR	S	P	ERA		WHIP				
Mike McCormick, L ERA: 3.4 Ron Herbel, R ERA: 4.07 Frank Linzy, R ERA: 3.74	(1, 1) (6, 1) (7, 1)	5.2 0.1 2.1	27 1 11	8 0 3	4 0 1	4 0 1	0 0 1	1 0 1	0 0 0	0 0 0	0 0 0	0 0 1	0 1 12	25 1 16	3 1 16	6.35 0.00 3.86		1.588 0.000 1.286				

Batter	1	2	3	4	5	6	7	8	9	AB	R	H	RBI	BB	SO	LOB	TOP				
Tito Fuentes, S OBP: 0.335, SLG: 0.333 (1, 5)	0-0 CS 1B		4-0 1B BB		0-0 F6		0-0 4-3		0-3 K	4	0	1	0	1	1	1	San Francisco Giants @ San Diego Padres San Diego Stadium, San Diego, CA Wed Sep 24 1969, 10:05 PM EDT Att: 14,614 - Unknown livebaseballscorecards.com				
Ron Hunt, R OBP: 0.359, SLG: 0.334 (1, 4)	0-3 K		0-0 1B		0-0 6-3			1-0 HBP BB SF8 HBP	0-0 F2	4	1	1	0	0	1	1					
Willie Mays, R OBP: 0.363, SLG: 0.440 (1, 8)	0-3 K		0-0 F8		0-0 6-3			4-0 HBP BB		3	0	0	0	1	1	2					
Willie McCovey, L OBP: 0.459, SLG: 0.668 (1, 3)		0-0 G3	0-0 F6		0-0 E3			1-0 HBP BB		3	0	0	0	0	0	2					
Bobby Bonds, R OBP: 0.350, SLG: 0.473 (1, 9)		4-0 BB BB		0-3 K		0-0 F8		0-3 HBP	0-3 K	3	0	0	0	1	2	4					
Jim Ray Hart, R OBP: 0.349, SLG: 0.336 (1, 7)		0-0 F4		0-0 2B		0-0 F4		0-0 SF8		3	0	1	1	0	0	2					
Jack Hiatt, R OBP: 0.355, SLG: 0.326 (7, PH)		4-0 BB BB		0-3 K			0-0 F9	0-0 F7		1	0	0	0	1	1	1					
Don Mason, L OBP: 0.319, SLG: 0.261 (7, 5)										1	0	0	0	0	0	0					
Leon Wagner, L OBP: 0.556, SLG: 0.429 (8, PH)		1-2 BB								1	0	0	0	0	0	2					
Jim Davenport, R OBP: 0.306, SLG: 0.304 (8, 5)										0	0	0	0	0	0	0					
Hal Lanier, R OBP: 0.264, SLG: 0.249 (7, PH)		0-0 F4		0-3 K			0-3 K		0-0 6-3	2	0	0	0	0	1	3					
John Stephenson, L OBP: 0.222, SLG: 0.308 (7, 2)										2	0	0	0	0	1	0					
Juan Marichal, R OBP: 0.171, SLG: 0.170 (7, PH)										2	0	0	0	0	1	0					
Dave Marshall, L OBP: 0.344, SLG: 0.288 (7, 1)										0	0	0	0	1	0	0					
Bobby Bolin, R OBP: 0.298, SLG: 0.282 (7, 1)			1-3							0	0	0	0	0	0	0					
Bob Burda, L OBP: 0.329, SLG: 0.412 (8, PH)								4-0 WP BB		1	1	1	1	0	0	0					
Inning Stats	R: 0 E: 0 K: 2 S: 7	H: 1 LOB: 0 BB: 0 P: 7	R: 0 E: 0 K: 0 S: 3	H: 0 LOB: 2 BB: 2 P: 11	R: 0 E: 0 K: 0 S: 4	H: 1 LOB: 1 BB: 1 P: 8	R: 0 E: 0 K: 3 S: 10	H: 1 LOB: 1 BB: 0 P: 10	R: 0 E: 1 K: 0 S: 4	H: 0 LOB: 1 BB: 0 P: 4	R: 0 E: 0 K: 1 S: 5	H: 0 LOB: 1 BB: 1 P: 9	R: 1 E: 0 K: 1 S: 5	H: 0 LOB: 2 BB: 1 P: 11	R: 1 E: 0 K: 1 S: 6	H: 1 LOB: 0 BB: 0 P: 6	1B: 2 2B: 2 3B: 0 HR: 1	SF: 1 SAC: 0 DP: 1 HBP: 2	WP: 1 PB: 0 SB: 0 CS: 0	PA: 38	
PITCHER	IP	WLS	BF	H	R	ER	SO	BB	IBB	HBP	BLK	WP	HR	S	P	ERA	WHIP				
Al Santorini, R ERA: 3.91 (1, 1)	7.0	W	31	3	1	1	7	5	0	2	0	1	0	38	60	1.29	1.143				
Tom Dukes, R ERA: 8.0 (8, 1)	2.0	S	7	1	1	1	2	0	0	0	0	0	1	11	11	4.50	0.500				

Batter	1	2	3	4	5	6	7	8	9	AB	R	H	RBI	BB	SO	LOB	BOTTOM					
Jose Arcia, R OBP: 0.257, SLG: 0.275 (1, 4)	0-0 1B 2B 1B				0-0 6-3		0-0 2B			4	1	2	0	0	0	1	San Francisco Giants @ San Diego Padres San Diego Stadium, San Diego, CA Wed Sep 24 1969, 10:05 PM EDT Att: 14,614 - Unknown livebaseballscorecards.com					
Roberto Pena, R OBP: 0.281, SLG: 0.317 (1, 5)	0-0 2B E 1B	0-0 FC6-4			0-0 G3		0-3 K			4	1	1	0	0	1	2						
Ollie Brown, R OBP: 0.322, SLG: 0.414 (1, 9)	0-0 E 2B		0-0 F7		0-0 F2		0-0 G6-4-3 1B			4	1	2	1	0	0	0						
Al Ferrara, R OBP: 0.351, SLG: 0.441 (1, 7)	0-3 K		0-0 F7		0-3 K		0-0 G6-4-3			3	0	0	0	0	2	2						
Cito Gaston, R OBP: 0.272, SLG: 0.306 (7, 8)								1-2		1	0	0	0	0	0	1						
Nate Colbert, R OBP: 0.320, SLG: 0.483 (1, 3)	0-3 K		0-3 K2-3			0-0 1B 1B		4-0 S BB		3	0	1	0	1	2	2						
Ivan Murrell, R OBP: 0.294, SLG: 0.372 (1, 8)	0-0 E7		0-0 F9		0-0 FC4-6 1B		0-0 F3			4	0	1	0	0	0	1						
Chris Cannizzaro, R OBP: 0.293, SLG: 0.330 (1, 2)	0-3 K		0-3 K		0-0 FC4-6					3	0	0	0	0	2	3						
Tommy Dean, R OBP: 0.241, SLG: 0.228 (1, 6)		0-0 FC5-6 1B		0-0 F8		0-0 6-3				3	0	1	0	0	0	0						
Al Santorini, R OBP: 0.127, SLG: 0.161 (1, 1)		0-0 FC5-6			0-3 K		0-0 F9			3	0	0	0	0	1	1						
Tom Dukes, R ERA: 4.43 (8, 1)										0	0	0	0	0	0	0						
Inning Stats	R: 3 E: 1 K: 3 S: 13	H: 3 LOB: 1 BB: 0 P: 13	R: 0 E: 0 K: 0 S: 4	H: 1 LOB: 1 BB: 0 P: 4	R: 0 E: 0 K: 1 S: 5	H: 0 LOB: 0 BB: 0 P: 5	R: 0 E: 0 K: 1 S: 5	H: 0 LOB: 0 BB: 0 P: 5	R: 0 E: 0 K: 1 S: 7	H: 2 LOB: 2 BB: 0 P: 7	R: 0 E: 0 K: 1 S: 6	H: 1 LOB: 1 BB: 0 P: 6	R: 0 E: 0 K: 0 S: 3	H: 1 LOB: 1 BB: 1 P: 7	1B: 6 2B: 2 3B: 0 HR: 0	SF: 0 SAC: 0 DP: 1 HBP: 0		WP: 0 PB: 0 SB: 1 CS: 0	PA: 33			
PITCHER	IP	WLS	BF	H	R	ER	SO	BB	IBB	HBP	BLK	WP	HR	S	P	ERA		WHIP				
Juan Marichal, R ERA: 2.17 (7, 1)	6.0	L	25	6	3	1	7	0	0	0	0	0	0	39	39	1.50		1.000				
Bobby Bolin, R ERA: 4.43 (7, 1)	2.0		8	2	0	0	1	1	0	0	0	0	0	9	13	0.00		1.500				

Batter	1	2	3	4	5	6	7	8	9	AB	R	H	RBI	BB	SO	LOB	TOP			
Tito Fuentes, S OBP: 0.333, SLG: 0.331 (1, 5)										4	0	1	0	0	1	1	San Francisco Giants @ Los Angeles Dodgers Dodger Stadium, Los Angeles, CA Fri Sep 26 1969, 7:05 PM PDT Att: 37,078 - Unknown			
Ron Hunt, R OBP: 0.358, SLG: 0.332 (1, 4)										3	1	0	0	1	1	2				
Willie Mays, R OBP: 0.364, SLG: 0.440 Dave Marshall, L OBP: 0.342, SLG: 0.286 (3, 7)										2	1	1	0	0	0	2				
Willie McCovey, L OBP: 0.458, SLG: 0.664 (1, 3)										3	0	0	0	1	0	0				
Bobby Bonds, R OBP: 0.350, SLG: 0.472 (3, 8)										4	0	1	2	0	2	0				
Bob Burda, L OBP: 0.322, SLG: 0.401 (1, 7)										4	0	0	0	0	1	2				
Jack Hiatt, R OBP: 0.353, SLG: 0.330 (1, 2)										4	0	1	0	0	1	2				
Hal Lanier, R OBP: 0.267, SLG: 0.252 (1, 6)										3	0	2	0	0	1	1				
Gaylord Perry, R OBP: 0.161, SLG: 0.159 (1, 1)										2	0	0	0	0	0	2				
Inning Stats	R: 2 E: 0 K: 2 S: 9	H: 2 LOB: 2 BB: 2 P: 17	R: 0 E: 0 K: 1 S: 7	H: 2 LOB: 2 BB: 0 P: 7	R: 0 E: 0 K: 1 S: 5	H: 0 LOB: 0 BB: 0 P: 5	R: 0 E: 0 K: 0 S: 3	H: 1 LOB: 0 BB: 0 P: 3	R: 0 E: 0 K: 0 S: 7	H: 0 LOB: 0 BB: 0 P: 7	R: 0 E: 0 K: 0 S: 3	H: 1 LOB: 1 BB: 0 P: 6	R: 0 E: 0 K: 0 S: 3	H: 0 LOB: 0 BB: 0 P: 3	R: 0 E: 0 K: 1 S: 5	H: 0 LOB: 0 BB: 0 P: 5		1B: 5 2B: 1 3B: 0 HR: 0	SF: 0 SAC: 1 DP: 1 HBP: 0	WP: 0 PB: 0 SB: 0 CS: 0
PITCHER Don Sutton, R ERA: 3.43 (1, 1)	IP: 9.0 WLS: L BF: 34	H: 6 R: 2 ER: 2 SO: 8	BB: 2 IBB: 0 HBP: 0 BLK: 0	WP: 0 HR: 0 S: 48 P: 56	ERA: 2.00 WHIP: 0.889											ERA: 2.00 WHIP: 0.889				

Batter	1	2	3	4	5	6	7	8	9	AB	R	H	RBI	BB	SO	LOB	BOTTOM	
Maury Wills, S OBP: 0.339, SLG: 0.337 (1, 6)										3	0	1	0	1	0	3	San Francisco Giants @ Los Angeles Dodgers Dodger Stadium, Los Angeles, CA Fri Sep 26 1969, 7:05 PM PDT Att: 37,078 - Unknown	
Ted Sizemore, R OBP: 0.328, SLG: 0.335 (1, 4)										4	0	0	0	0	0	2		
Willie Davis, L OBP: 0.356, SLG: 0.454 (1, 8)										4	1	1	0	0	0	1		
Willie Crawford, L OBP: 0.334, SLG: 0.411 (1, 9)										4	0	0	0	0	1	2		
Jim Lefebvre, S OBP: 0.347, SLG: 0.346 (1, 5)										3	0	0	1	0	0	0		
Len Gabrielson, L OBP: 0.316, SLG: 0.329 (1, 7)										3	0	0	0	0	0	0		
Wes Parker, S OBP: 0.353, SLG: 0.427 (1, 3)										3	0	0	0	0	1	0		
Tom Haller, L OBP: 0.337, SLG: 0.360 Von Joshua, L OBP: 0.244, SLG: 0.221 (8, PR) Jeff Torborg, R OBP: 0.244, SLG: 0.221 (9, 2)										3	0	1	0	0	1	0		
Don Sutton, R OBP: 0.165, SLG: 0.156 (1, 1)										2	0	1	0	0	0	0		
Inning Stats	R: 0 E: 0 K: 0 S: 4	H: 1 LOB: 1 BB: 0 P: 4	R: 0 E: 0 K: 1 S: 5	H: 0 LOB: 0 BB: 0 P: 5	R: 0 E: 0 K: 0 S: 3	H: 0 LOB: 0 BB: 0 P: 3	R: 0 E: 0 K: 0 S: 3	H: 1 LOB: 0 BB: 0 P: 3	R: 1 E: 1 K: 1 S: 6	H: 1 LOB: 0 BB: 0 P: 6	R: 0 E: 0 K: 0 S: 4	H: 1 LOB: 2 BB: 0 P: 4	R: 0 E: 0 K: 0 S: 3	H: 0 LOB: 0 BB: 0 P: 3	1B: 4 2B: 1 3B: 0 HR: 0	SF: 0 SAC: 1 DP: 1 HBP: 0		WP: 0 PB: 1 SB: 0 CS: 0
PITCHER Gaylord Perry, R ERA: 2.53 (1, 1)	IP: 9.0 WLS: W BF: 31	H: 4 R: 1 ER: 0 SO: 3	BB: 1 IBB: 0 HBP: 0 BLK: 0	WP: 0 HR: 0 S: 36 P: 40	ERA: 0.00 WHIP: 0.556											ERA: 0.00 WHIP: 0.556		

Batter	1	2	3	4	5	6	7	8	9	10	11	AB	R	H	RBI	BB	SO	LOB	TOP						
Tito Fuentes, S OBP: 0.330, SLG: 0.333 (1, 5)	L4-6 2B		6-3		6-3			K		F8		5	0	1	0	0	1	0							
Ron Hunt, R OBP: 0.369, SLG: 0.338 (1, 4)	L4-6 2B		5-3				F7			G5-4-3 BB		4	1	1	1	1	0	1							
Willie Mays, R OBP: 0.564, SLG: 0.442 (1, 8)							6-3			5-3		5	0	2	0	0	0	1							
Willie McCovey, L OBP: 0.455, SLG: 0.658 (1, 3)							K					4	0	0	0	1	3	2							
Bobby Bonds, R OBP: 0.349, SLG: 0.471 (1, 9)												5	0	1	0	0	3	1							
Jim Davenport, R OBP: 0.364, SLG: 0.300 (1, 7)												4	0	0	0	1	0	1							
Jack Hiatt, R OBP: 0.367, SLG: 0.328 (1, 2)												1	0	0	0	2	0	0							
Don Mason, L OBP: 0.319, SLG: 0.261 (7, PR)												0	0	0	0	0	0	0							
Bob Barton, R OBP: 0.241, SLG: 0.189 (7, 2)												2	0	0	0	0	0	1							
Hal Lanier, R OBP: 0.266, SLG: 0.251 (1, 6)												2	0	0	0	0	0	2							
Jim Ray Hart, R OBP: 0.347, SLG: 0.335 (7, PH)												1	0	0	0	0	1								
George Foster, R OBP: 0.500, SLG: 0.500 (7, PR)												1	0	1	0	0	0	0							
Mike McCormick, L OBP: 0.196, SLG: 0.197 (1, 1)												2	0	0	0	0	0	2							
Bobby Etheridge, R OBP: 0.367, SLG: 0.362 (7, PH)												1	0	0	0	0	0	3							
Frank Linzy, R OBP: 0.353, SLG: 0.267 (7, 1)												1	0	0	0	0	0	1							
Ron Bryant, S OBP: 0.278, SLG: 0.188 (10, 1)												0	0	0	0	0	0	0							
Don McMahon, R OBP: 0.111, SLG: 0.111 (11, 1)												0	0	0	0	0	0	0							
Inning Stats	R: 0 E: 0 K: 1 S: 6	H: 2 LOB: 1 BB: 0 P: 6	R: 0 E: 0 K: 0 S: 4	H: 1 LOB: 2 BB: 1 P: 8	R: 0 E: 0 K: 0 S: 4	H: 1 LOB: 1 BB: 0 P: 4	R: 0 E: 0 K: 1 S: 5	H: 0 LOB: 0 BB: 0 P: 5	R: 0 E: 0 K: 0 S: 3	H: 0 LOB: 0 BB: 0 P: 3	R: 0 E: 1 K: 0 S: 4	H: 0 LOB: 3 BB: 1 P: 8	R: 1 E: 0 K: 2 S: 8	H: 1 LOB: 1 BB: 1 P: 12	R: 0 E: 0 K: 0 S: 4	H: 1 LOB: 1 BB: 0 P: 4	R: 0 E: 0 K: 0 S: 2	H: 0 LOB: 0 BB: 1 P: 6	R: 0 E: 0 K: 2 S: 7	H: 0 LOB: 1 BB: 1 P: 11	1B: 2 2B: 4 3B: 0 HR: 1	SF: 0 SAC: 0 DP: 2 HBP: 0	WP: 1 PB: 0 SB: 0 CS: 0	PA: 43	
PITCHER	IP 9.0	WLS 7	BF 36	H 6	R 1	ER 1	SO 5	BB 3	IBB 0	HBP 0	BLK 0	WP 0	HR 0	S 43	P 55	ERA 1.00	WHIP 1.000								
Claude Osteen, L ERA: 2.68 (1, 1)																									
Jim Brewer, L ERA: 2.47 (10, 1)																									

San Francisco Giants @ Los Angeles Dodgers
Dodger Stadium, Los Angeles, CA
Sat Sep 27 1969, 3:33 AM PDT
Att: 32,997 - Unknown

livebaseballscorecards.com

AB 38
R 1
H 6
RBI 1
BB 5
SO 7
LOB 16



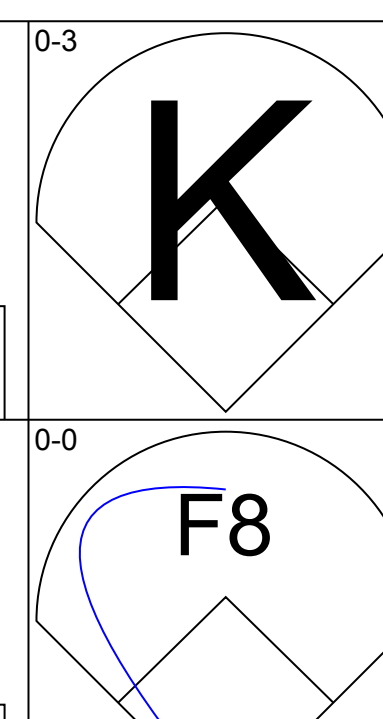
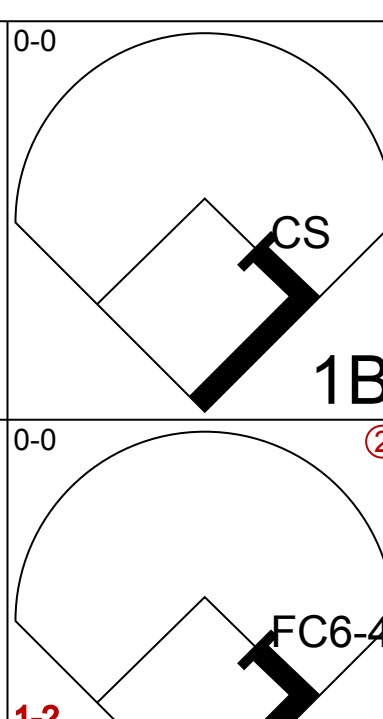
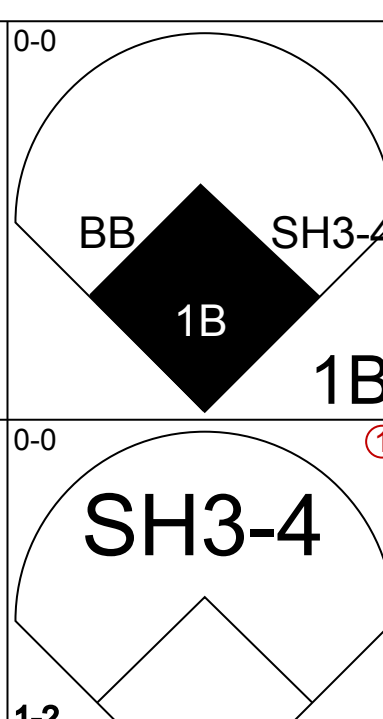
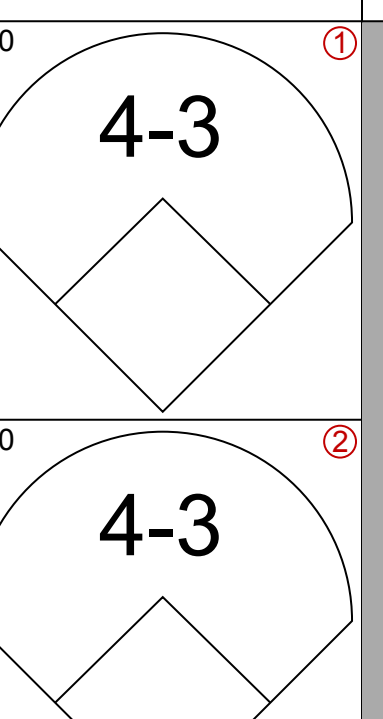
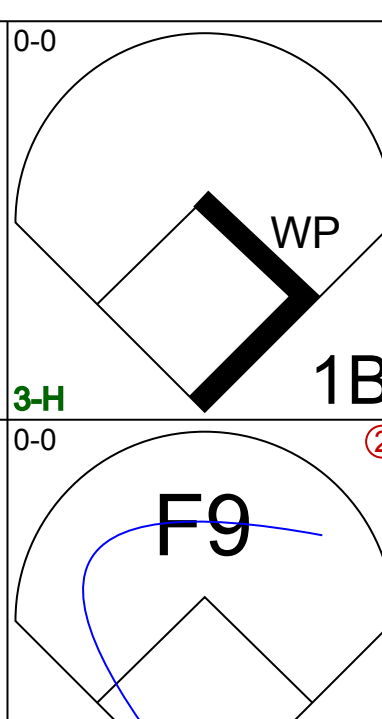
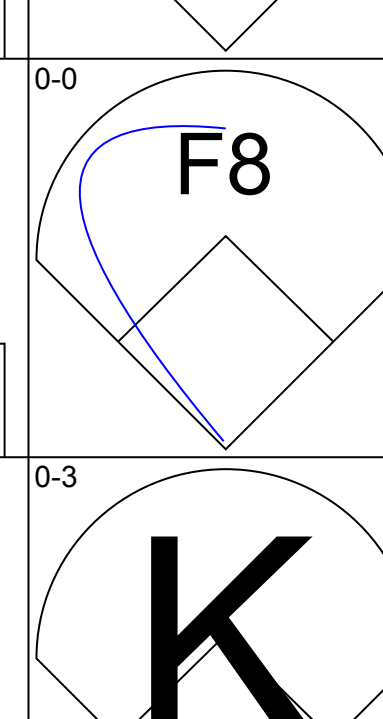
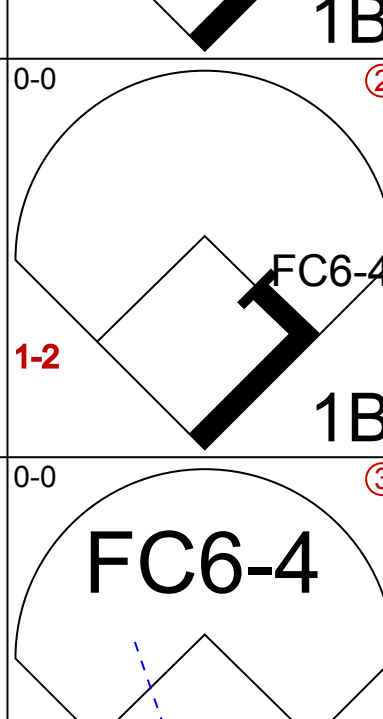
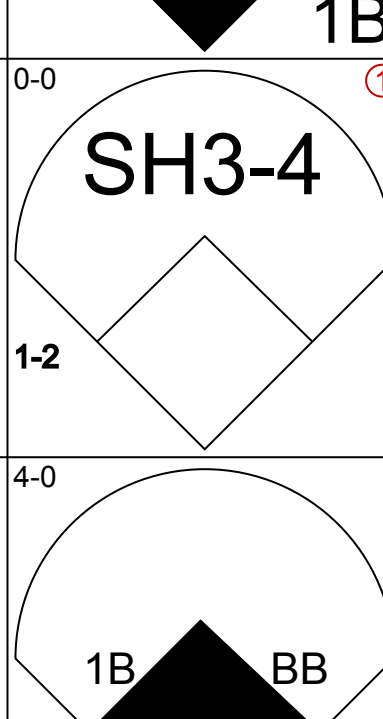
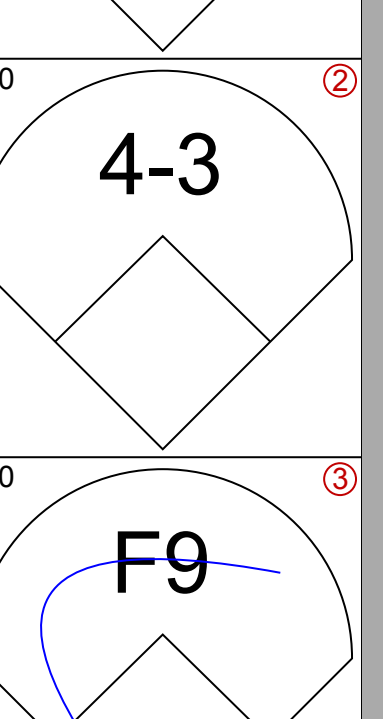
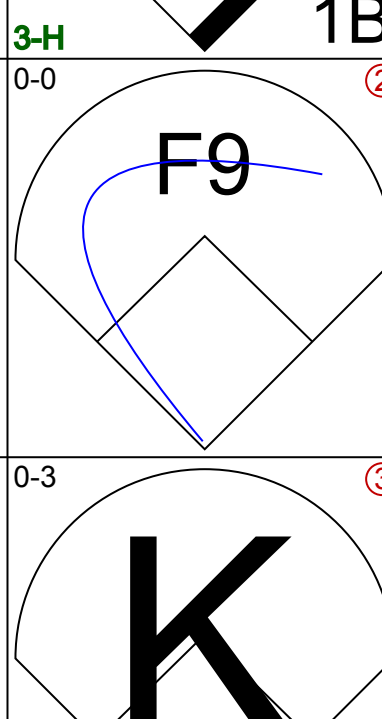
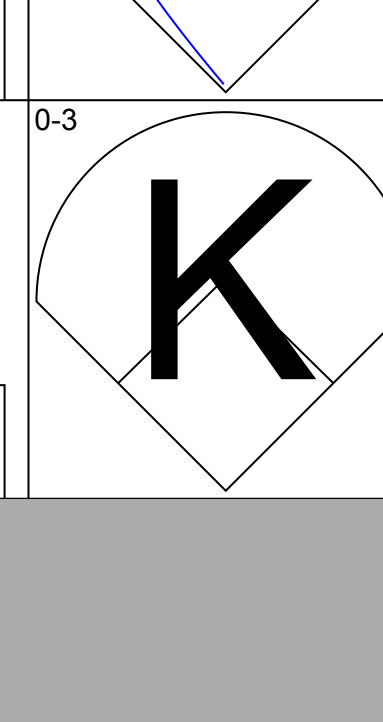
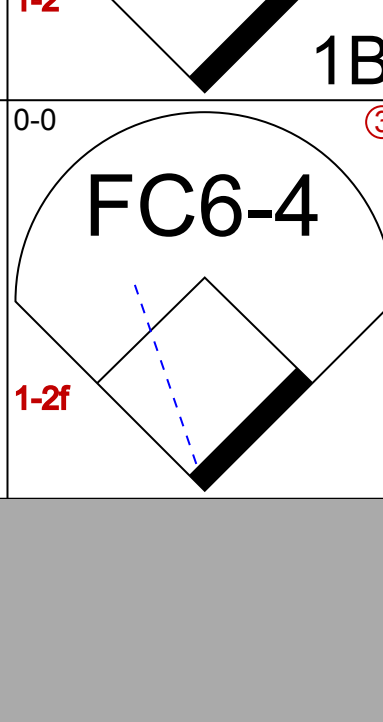
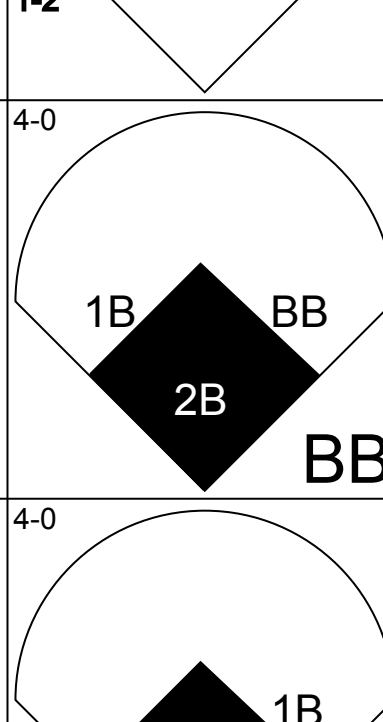
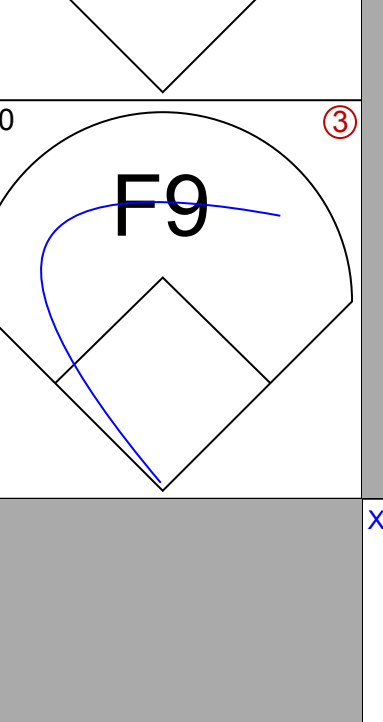
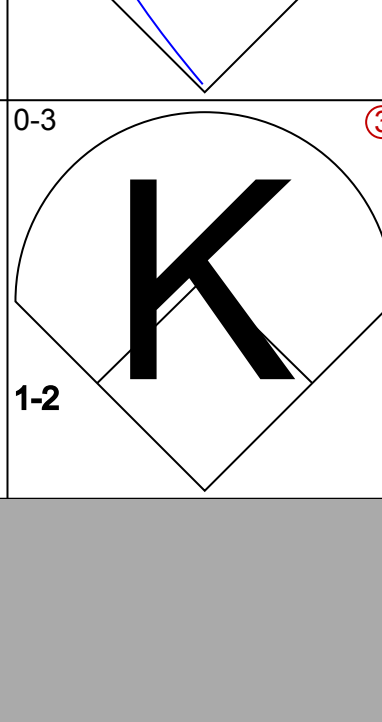
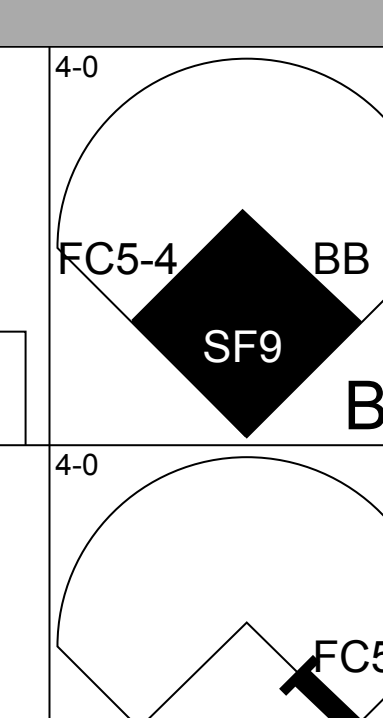
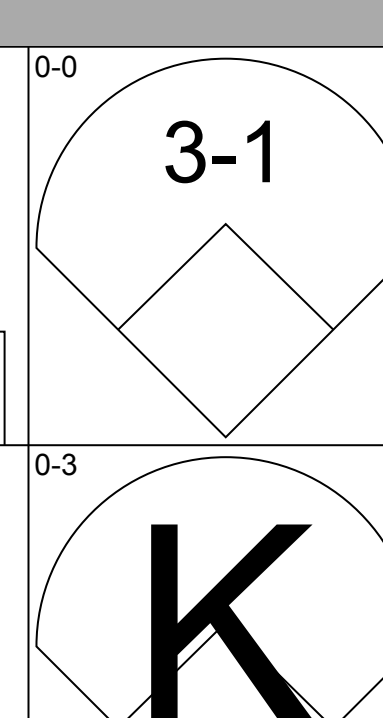
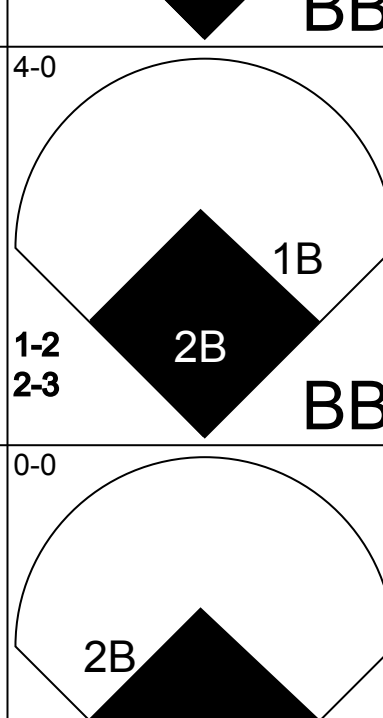
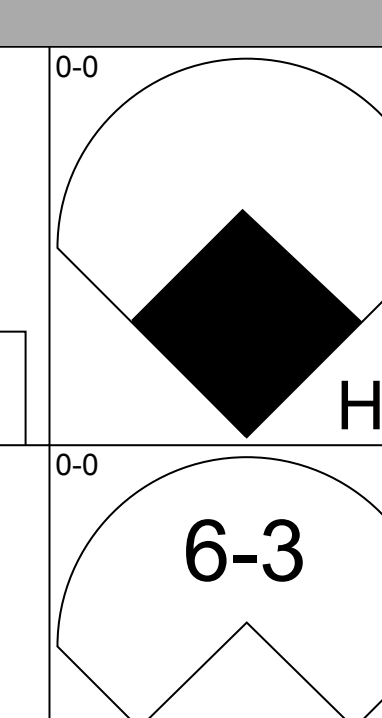
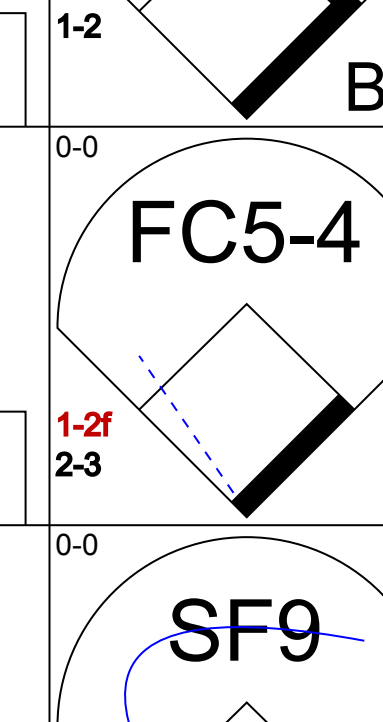
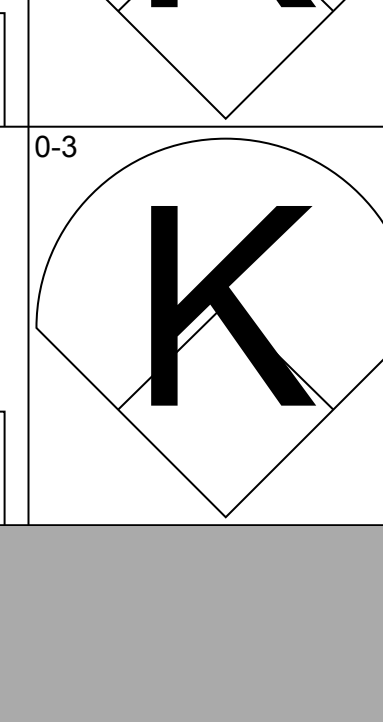
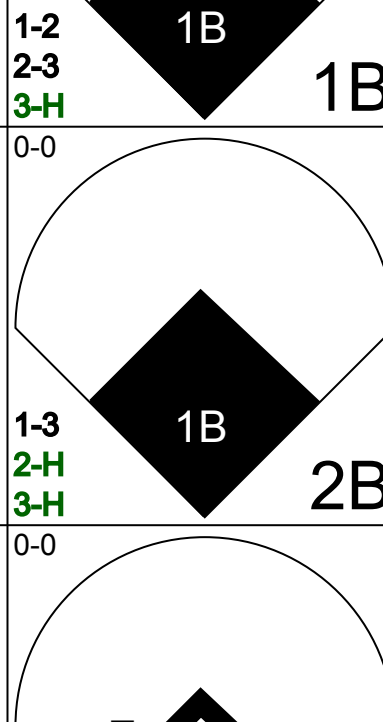
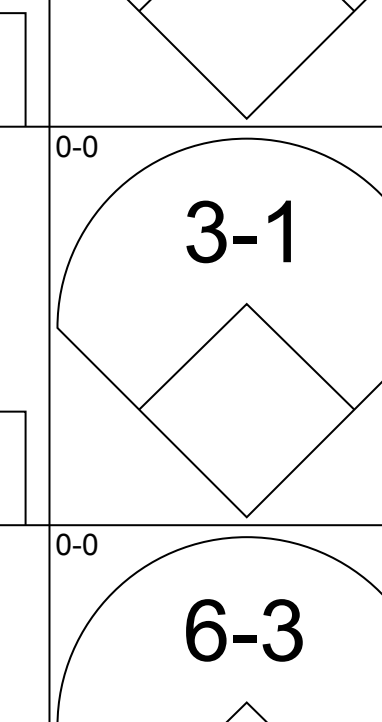
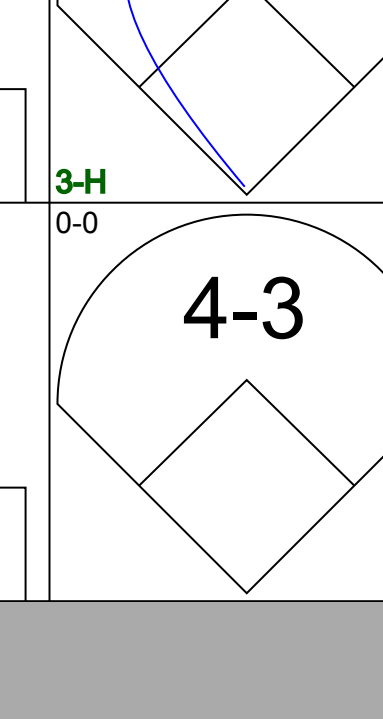

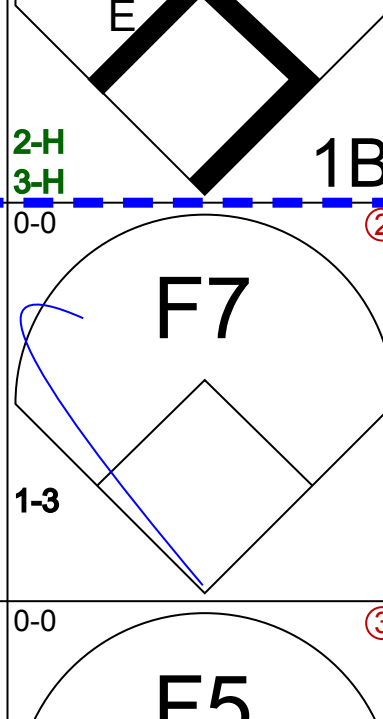

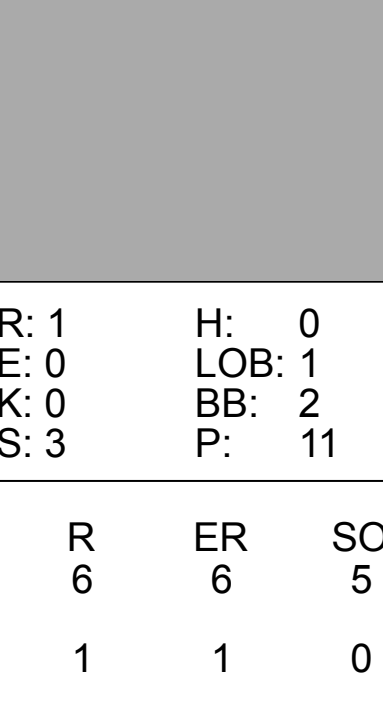
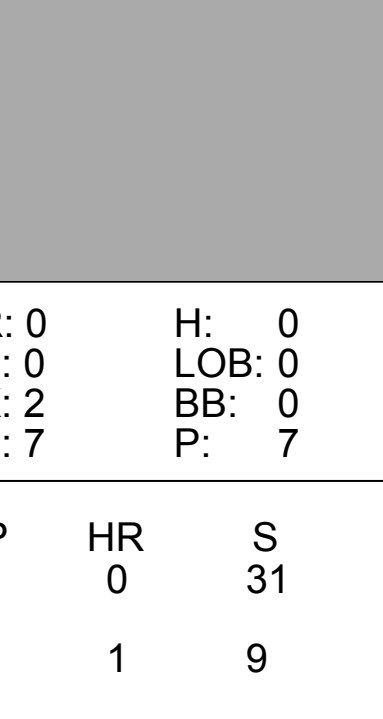
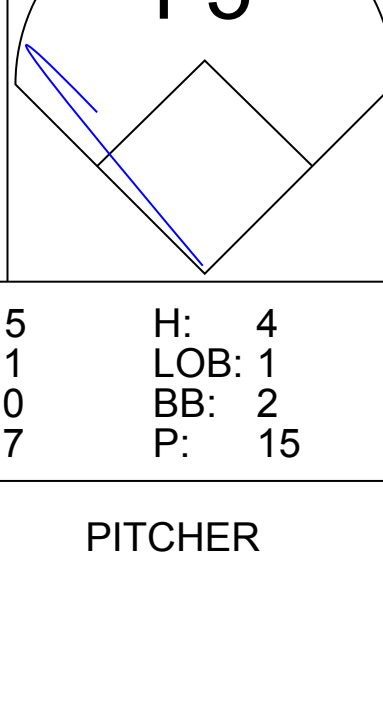
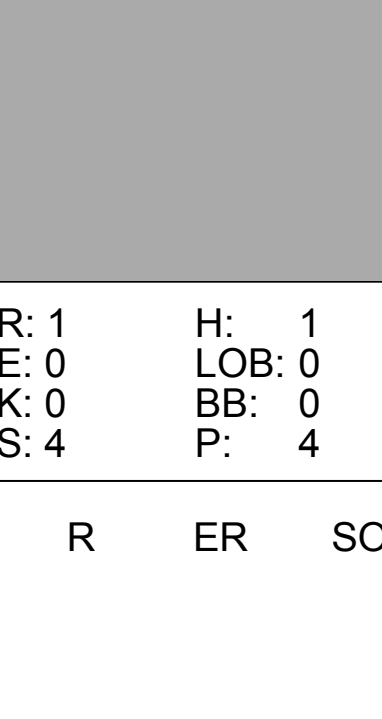
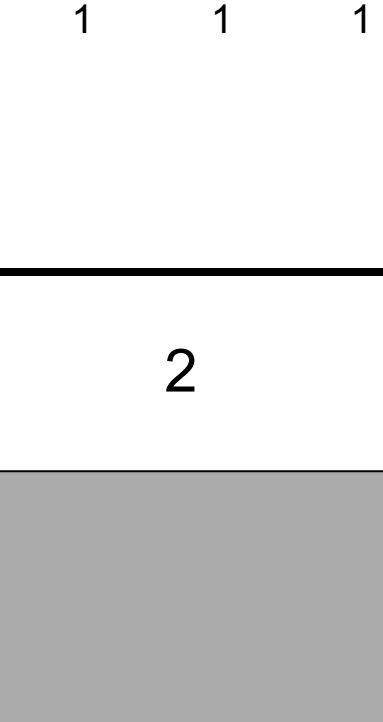
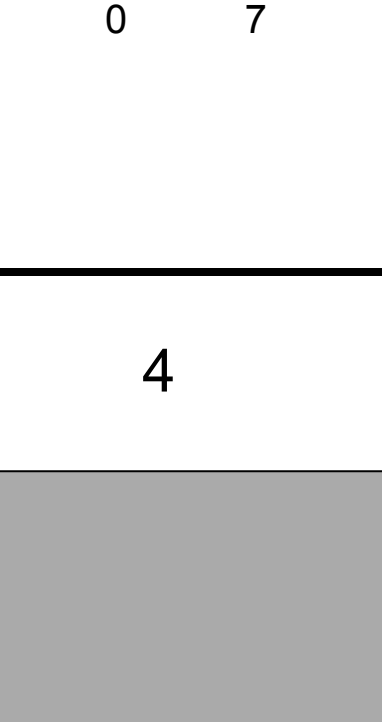
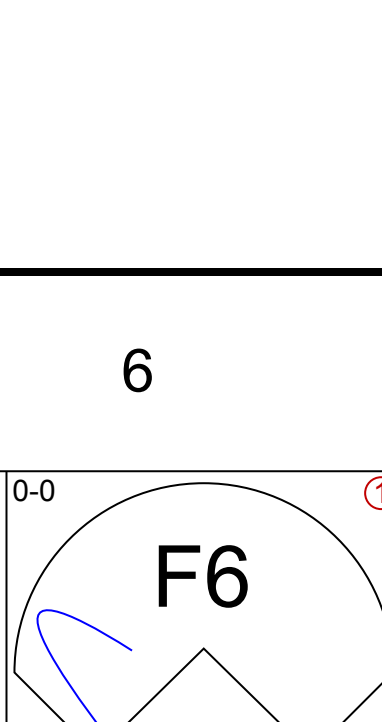
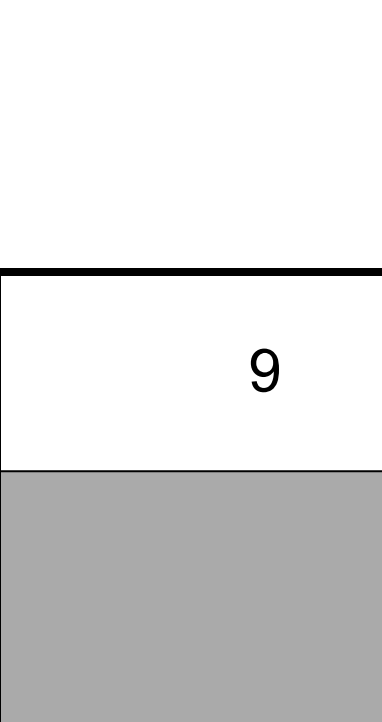
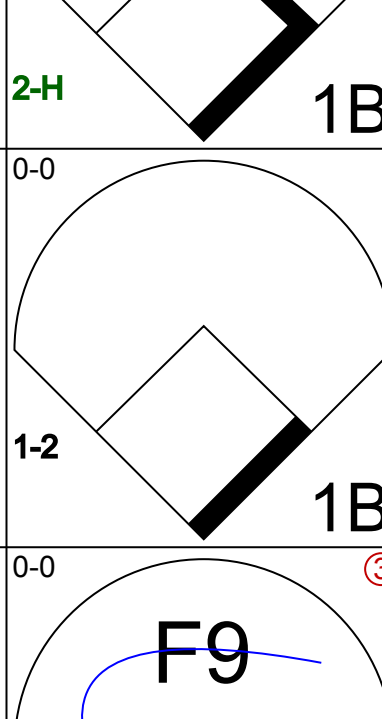

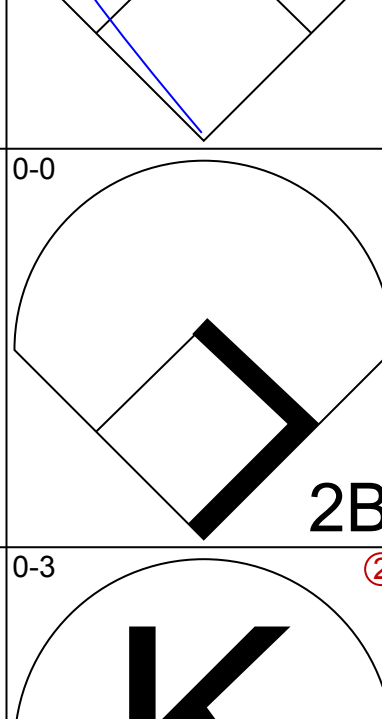

Batter	1	2	3	4	5	6	7	8	9	10	11	AB	R	H	RBI	BB	SO	LOB	BOTTOM					
Maury Wills, S OBP: 0.339, SLG: 0.338 (1, 6)	F8											4	0	1	1	1	0	1						
Manny Mota, R OBP: 0.373, SLG: 0.390 (1, 7)												4	1	2	0	1	0	1						
Willie Davis, L OBP: 0.354, SLG: 0.452 (1, 8)												5	0	1	0	0	0	1						
Andy Kosco, R OBP: 0.283, SLG: 0.417 (1, 9)												3	0	0	0	0	1	0						
Bill Russell, R OBP: 0.230, SLG: 0.341 (8, 9)												1	0	0	0	0	0	0						
Jim Brewer, L OBP: 0.167, SLG: 0.182 (10, 1)												0	0	0	0	0	0	0						
John Miller, R OBP: 0.250, SLG: 0.316 (11, PH)												0	0	0	0	0	0	0						
Len Gabrielson, L OBP: 0.319, SLG: 0.333 (11, PH)												1	0	1	1	0	0	0						
Jim Lefebvre, S OBP: 0.248, SLG: 0.349 (1, 5)												4	0	2	0	0	0	0						
Billy Grabarkewitz, R OBP: 0.154, SLG: 0.148 (10, PR)												0	0	0	0	0	0	0						
Ted Sizemore, R OBP: 0.326, SLG: 0.333 (1, 4)												3	0	0	0	0	0	1						
Wes Parker, S OBP: 0.354, SLG: 0.427 (1, 3)												3	0	1	0	1	0	0						
Jeff Torborg, R OBP: 0.241, SLG: 0.218 (1, 2)												2	0	0	0	0	0	0						
Tom Haller, L OBP: 0.339, SLG: 0.360 (8, PH)												0	0	0	0	1	0	0						
Tom Haller, L (9, 2)																								
Claude Osteen, L OBP: 0.252, SLG: 0.259 (1, 1)												3	1	1	0	0	1	1						
Willie Crawford, L OBP: 0.334, SLG: 0.411 (10, 9)												0	0	0	0	0	0	0						
Bill Sudakis, S OBP: 0.230, SLG: 0.389 (10, PH)												1	0	0	0	0	0	3						
Von Joshua, L (11, 9)												0	0	0	0	0	0	0						
Inning Stats	R: 0 E: 0 K: 0 S: 2	H: 0 LOB: 0 BB: 1 P: 6	R: 0 E: 0 K: 0 S: 3	H: 0 LOB: 0 BB: 0 P: 3	R: 1 E: 0 K: 0 S: 5	H: 2 LOB: 1 BB: 0 P: 5	R: 0 E: 0 K: 0 S: 3	H: 0 LOB: 0 BB: 0 P: 3	R: 0 E: 0 K: 0 S: 3	H: 0 LOB: 0 BB: 0 P: 3	R: 0 E: 0 K: 1 S: 6	H: 1 LOB: 1 BB: 1 P: 8	R: 0 E: 0 K: 0 S: 4	H: 0 LOB: 0 BB: 0 P: 3	R: 0 E: 0 K: 0 S: 3	H: 1 LOB: 3 BB: 2 P: 11	R: 1 E: 0 K: 0 S: 4	H: 3 LOB: 2 BB: 0 P: 4	1B: 8 2B: 1 3B: 0 HR: 0	SF: 0 SAC: 2 DP: 1 HBP: 0	WP: 0 PB: 0 SB: 0 CS: 2	PA: 41		
PITCHER	IP 6.0	WLS 3	BF 20	H 3	R 1	ER 1	SO 1	BB 2	IBB 0	HBP 0	BLK 0	WP 0	HR 0	S 20	P 28	ERA 1.50	WHIP 0.833							
Mike McCormick, L ERA: 3.34 (7, 1)																								
Frank Linzy, R ERA: 3.64 (10, 1)																								
Ron Bryant, L ERA: 3.85 (11, 1)																								
Don McMahon, R ERA: 3.56 (11, 1)																								

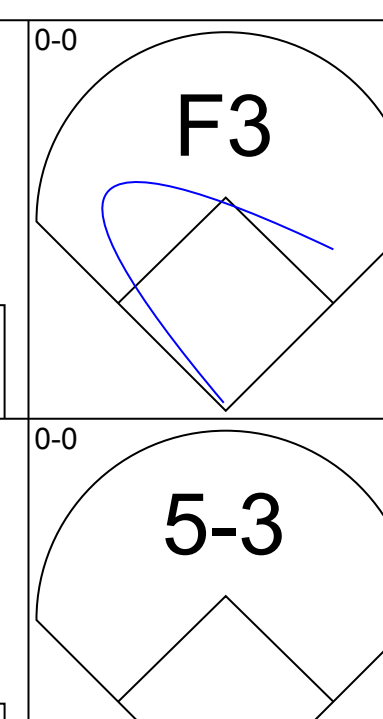
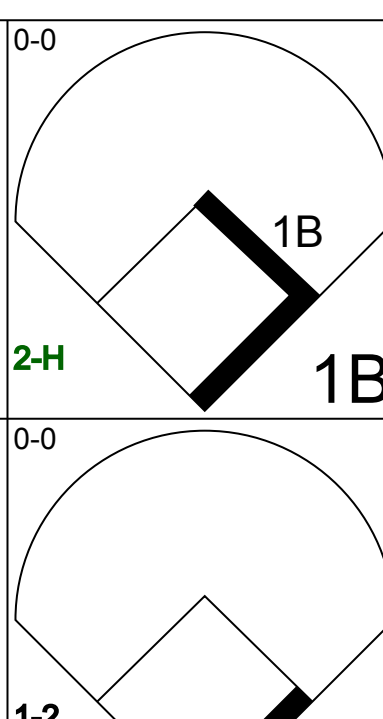
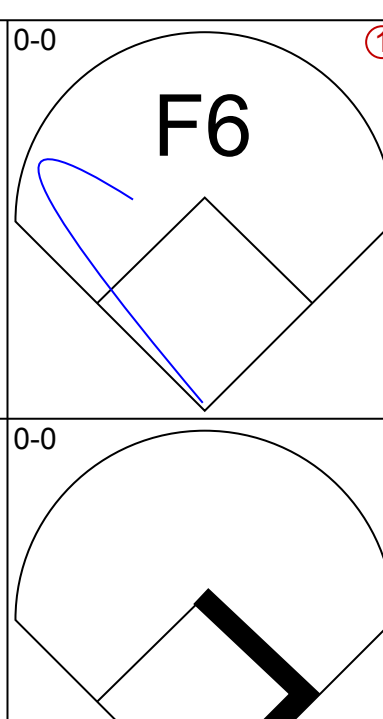
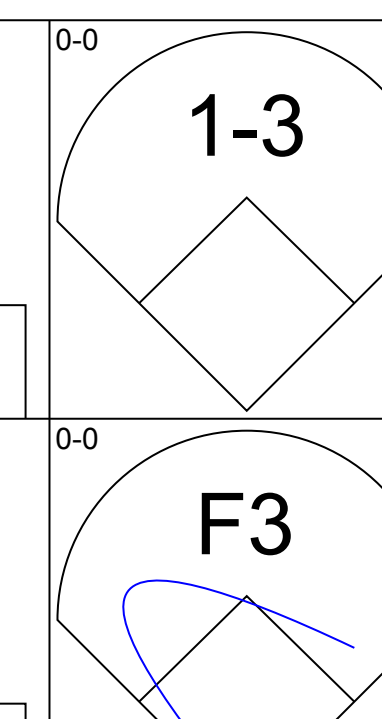
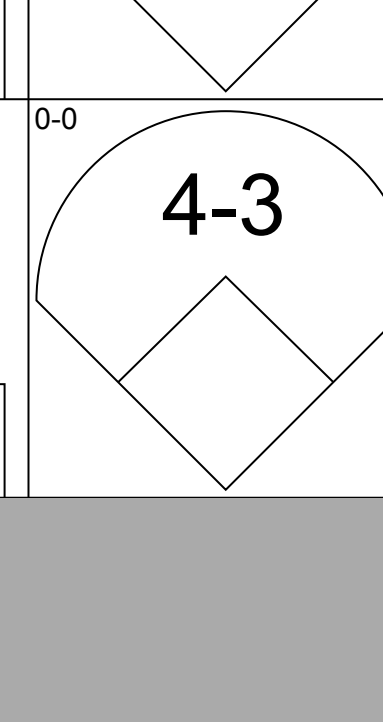
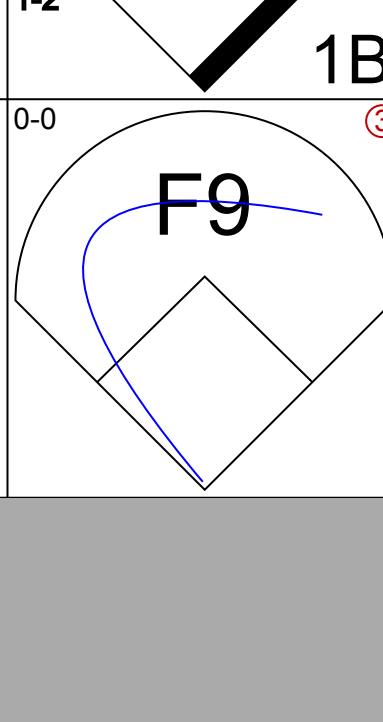
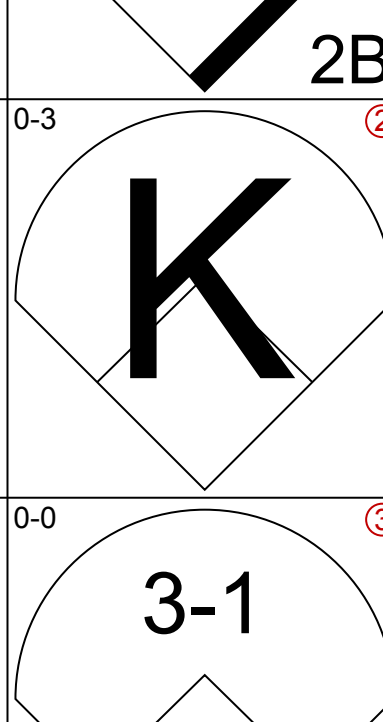




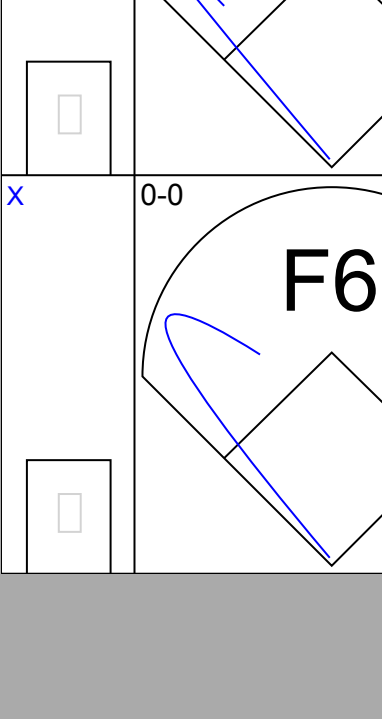
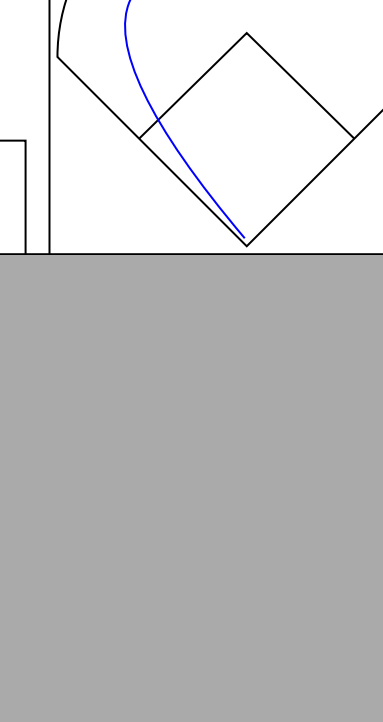
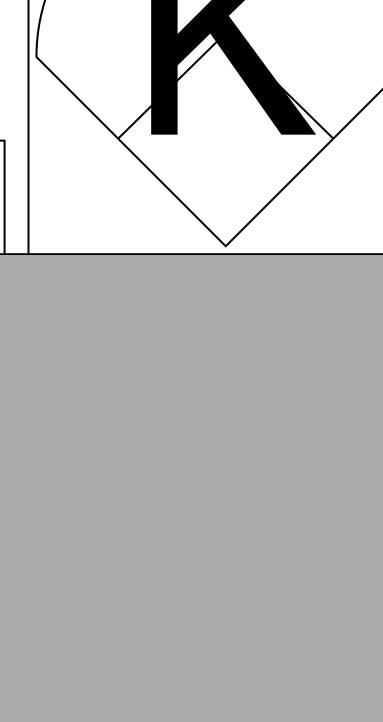






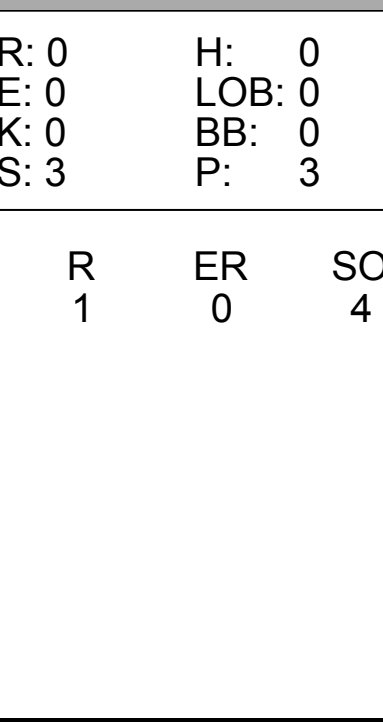
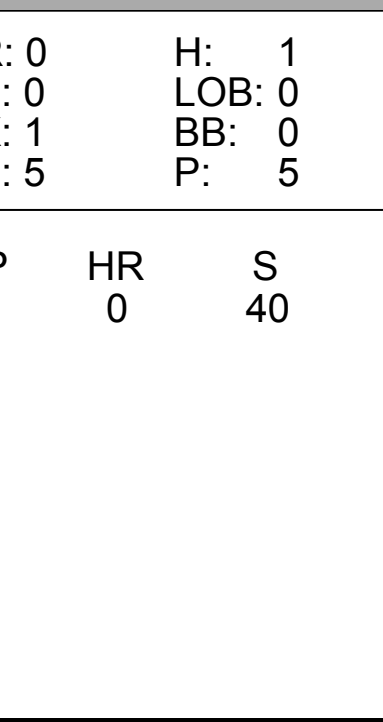
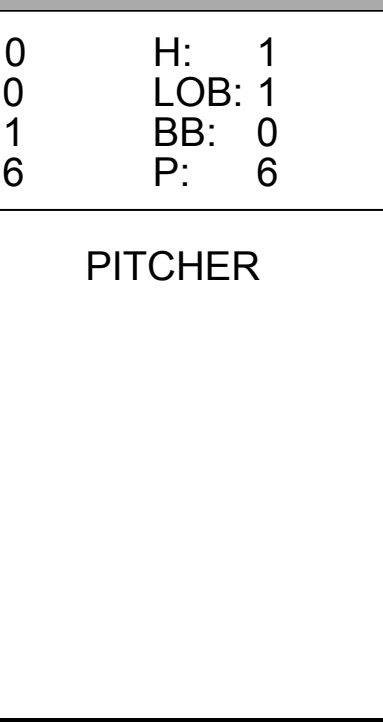
San Francisco Giants @ Los Angeles Dodgers
Dodger Stadium, Los Angeles, CA
Sat Sep 27 1969, 3:33 AM PDT
Att: 32,997 - Unknown

livebaseballscorecards.com

AB 34
R 2
H 9
RBI 2
BB 4
SO 2
LOB 8



Batter	1	2	3	4	5	6	7	8	9	AB	R	H	RBI	BB	SO	LOB	TOP					
Tito Fuentes, S OBP: 0.337, SLG: 0.341 (1, 5)										5	1	3	1	0	1	0	San Francisco Giants @ Los Angeles Dodgers Dodger Stadium, Los Angeles, CA Sun Sep 28 1969, 3:33 AM PDT Att: 32,798 - Unknown					
Ron Hunt, R OBP: 0.368, SLG: 0.337 (1, 4)										4	0	1	0	0	0	1						
Willie Mays, R OBP: 0.362, SLG: 0.438 (1, 8)										4	1	0	0	1	2	2						
Willie McCovey, L OBP: 0.457, SLG: 0.664 Bob Burda, L OBP: 0.322, SLG: 0.401 (8, 3)										2	3	1	1	2	0	0						
Bobby Bonds, R OBP: 0.349, SLG: 0.471 (1, 9)										3	1	1	1	1	1	0						
Dave Marshall, L OBP: 0.341, SLG: 0.289 (1, 7)										4	1	1	2	0	1	2						
Jack Hiatt, R OBP: 0.356, SLG: 0.328 (1, 2)										3	0	1	3	0	1	0						
Hal Lanier, R OBP: 0.265, SLG: 0.253 (1, 6)										4	1	1	0	0	0	2						
Juan Marichal, R OBP: 0.167, SLG: 0.165 (1, 1)										3	0	0	0	0	0	1						
Inning Stats	R: 0 E: 0 K: 2 S: 7	H: 0 LOB: 0 BB: 0 P: 7	R: 1 E: 0 K: 0 S: 3	H: 0 LOB: 1 BB: 2 P: 11	R: 0 E: 0 K: 0 S: 4	H: 2 LOB: 1 BB: 0 P: 4	R: 0 E: 0 K: 2 S: 7	H: 0 LOB: 0 BB: 0 P: 7	R: 0 E: 0 K: 1 S: 5	H: 0 LOB: 0 BB: 0 P: 5	R: 5 E: 1 K: 0 S: 7	H: 4 LOB: 1 BB: 2 P: 15	R: 0 E: 0 K: 0 S: 3	H: 0 LOB: 0 BB: 0 P: 3	R: 1 E: 0 K: 0 S: 4	H: 1 LOB: 0 BB: 0 P: 4		R: 1 E: 0 K: 1 S: 7	H: 2 LOB: 1 BB: 0 P: 7	1B: 6 2B: 2 3B: 0 HR: 1	SF: 1 SAC: 2 DP: 0 HBP: 0	WP: 1 PB: 0 SB: 0 CS: 1
PITCHER	IP	WLS	BF	H	R	ER	SO	BB	IBB	HBP	BLK	WP	HR	S	P	ERA	WHIP					
Bill Singer, R ERA: 2.32 (1, 1)	5.1	L	25	6	6	6	5	4	0	0	0	0	0	31	47	10.12	1.875					
Pete Mikkelsen, R ERA: 2.77 (6, 1)	2.2		9	1	1	1	0	0	0	0	0	0	1	9	9	3.38	0.375					
Alan Foster, R ERA: 4.38 (9, 1)	1.0		5	2	1	1	1	0	0	0	0	1	0	7	7	9.00	2.000					

Batter	1	2	3	4	5	6	7	8	9	AB	R	H	RBI	BB	SO	LOB	BOTTOM					
Maury Wills, S OBP: 0.339, SLG: 0.337 (1, 6)										4	0	1	1	0	0	0	San Francisco Giants @ Los Angeles Dodgers Dodger Stadium, Los Angeles, CA Sun Sep 28 1969, 3:33 AM PDT Att: 32,798 - Unknown					
Ted Sizemore, R OBP: 0.328, SLG: 0.336 (1, 4)										4	0	2	0	0	0	0						
Willie Davis, L OBP: 0.352, SLG: 0.448 (1, 8)										4	0	0	0	0	1	3						
Willie Crawford, L OBP: 0.333, SLG: 0.409 (1, 9)										4	0	1	0	0	0	1						
Jim Lefebvre, S OBP: 0.348, SLG: 0.347 (1, 5)										4	0	1	0	0	0	1						
Len Gabrielson, L OBP: 0.314, SLG: 0.328 (1, 7)										3	0	0	0	0	1	1						
Wes Parker, S OBP: 0.352, SLG: 0.424 (1, 3)										3	1	0	0	0	0	1						
Tom Haller, L OBP: 0.337, SLG: 0.357 (1, 2)										3	0	0	0	0	1	2						
Bill Singer, R OBP: 0.121, SLG: 0.114 Pete Mikkelsen, R OBP: 0.167, SLG: 0.167 Bill Russell, R OBP: 0.297, SLG: 0.340 Alan Foster, R OBP: 0.167, SLG: 0.074 (9, 1)										2	0	0	0	0	1	1						
Inning Stats	R: 0 E: 0 K: 0 S: 3	H: 0 LOB: 0 BB: 0 P: 3	R: 0 E: 0 K: 0 S: 3	H: 0 LOB: 0 BB: 0 P: 3	R: 1 E: 1 K: 0 S: 6	H: 2 LOB: 2 BB: 0 P: 6	R: 0 E: 0 K: 1 S: 5	H: 1 LOB: 0 BB: 0 P: 5	R: 0 E: 0 K: 2 S: 7	H: 0 LOB: 0 BB: 0 P: 7	R: 0 E: 0 K: 1 S: 6	H: 1 LOB: 1 BB: 0 P: 6	R: 0 E: 0 K: 0 S: 4	H: 1 LOB: 1 BB: 0 P: 4	R: 0 E: 0 K: 0 S: 3	H: 0 LOB: 0 BB: 0 P: 3		R: 0 E: 0 K: 0 S: 3	H: 0 LOB: 0 BB: 0 P: 3	1B: 4 2B: 1 3B: 0 HR: 0	SF: 0 SAC: 0 DP: 0 HBP: 0	WP: 1 PB: 0 SB: 0 CS: 1
PITCHER	IP	WLS	BF	H	R	ER	SO	BB	IBB	HBP	BLK	WP	HR	S	P	ERA	WHIP					
Juan Marichal, R ERA: 2.1 (1, 1)	9.0	W	32	5	1	0	4	0	0	0	0	1	0	40	40	0.00	0.556					

Batter	1	2	3	4	5	6	7	8	9	AB	R	H	RBI	BB	SO	LOB	TOP					
Jose Arcia, R OBP: 0.255, SLG: 0.272 (1,6)										5	0	2	0	0	1	3	San Diego Padres @ San Francisco Giants Candlestick Park, San Francisco, CA Tue Sep 30 1969, 10:05 PM EDT Att: 8,526 - Unknown livebaseballscorecards.com					
Ron Slocum, R OBP: 0.267, SLG: 0.533 (1,4)										5	1	2	0	0	1	2						
Ollie Brown, R OBP: 0.320, SLG: 0.414 (1,9)										3	0	0	0	1	0	4						
Nate Colbert, R OBP: 0.322, SLG: 0.476 (1,3)										3	0	0	0	1	2	4						
Van Kelly, L OBP: 0.278, SLG: 0.332 (1,5)										4	0	2	1	0	1	3						
Ivan Murrell, R OBP: 0.291, SLG: 0.381 (1,8)										4	0	1	0	0	2	3						
Jim Williams, R OBP: 0.333, SLG: 0.350 (1,7)										4	0	0	0	0	3	2						
Walt Hrinik, L OBP: 0.329, SLG: 0.219 (1,2)										4	0	1	0	0	2	2						
Al Santorini, R OBP: 0.138, SLG: 0.159 (1,1)										1	0	0	0	1	1	2						
Larry Stahl, L OBP: 0.278, SLG: 0.315 (6, PH)										1	0	1	0	0	0	0						
Frank Reberger, L OBP: 0.278, SLG: 0.315 (6, PH)										0	0	0	0	0	0	0						
Al Ferrara, R OBP: 0.350, SLG: 0.441 (9, PH)										1	0	0	0	0	1	0						
Inning Stats	R: 0 E: 0 K: 1 S: 6	H: 1 LOB: 1 BB: 0 P: 6	R: 0 E: 0 K: 3 S: 11	H: 2 LOB: 2 BB: 0 P: 11	R: 0 E: 0 K: 2 S: 9	H: 2 LOB: 2 BB: 0 P: 9	R: 0 E: 0 K: 3 S: 9	H: 0 LOB: 0 BB: 0 P: 9	R: 1 E: 0 K: 2 S: 8	H: 1 LOB: 3 BB: 3 P: 20	R: 0 E: 0 K: 0 S: 4	H: 2 LOB: 1 BB: 0 P: 4	R: 0 E: 0 K: 1 S: 6	H: 1 LOB: 1 BB: 0 P: 6	R: 0 E: 0 K: 1 S: 5	H: 0 LOB: 0 BB: 0 P: 5	R: 0 E: 0 K: 1 S: 5	H: 0 LOB: 0 BB: 0 P: 5	1B: 7 2B: 2 3B: 0 HR: 0	SF: 0 SAC: 0 DP: 1 HBP: 0	WP: 0 PB: 0 SB: 0 CS: 0	PA: 38
PITCHER Gaylord Perry, R ERA: 2.49 (1,1)	IP: 9.0 WLS: W BF: 38 H: 9 R: 1 ER: 1 SO: 14 BB: 3 IBB: 0 HBP: 0 BLK: 0 WP: 0 HR: 0 S: 63 P: 75 ERA: 1.00 WHIP: 1.333															PITCHER	IP: 9.0 WLS: W BF: 38 H: 9 R: 1 ER: 1 SO: 14 BB: 3 IBB: 0 HBP: 0 BLK: 0 WP: 0 HR: 0 S: 63 P: 75 ERA: 1.00 WHIP: 1.333					

Batter	1	2	3	4	5	6	7	8	9	AB	R	H	RBI	BB	SO	LOB	BOTTOM			
Tito Fuentes, S OBP: 0.340, SLG: 0.345 (1,5)										4	2	2	0	0	0	0	San Diego Padres @ San Francisco Giants Candlestick Park, San Francisco, CA Tue Sep 30 1969, 10:05 PM EDT Att: 8,526 - Unknown livebaseballscorecards.com			
Ron Hunt, R OBP: 0.361, SLG: 0.341 (1,4)										3	2	2	0	1	0	1				
Willie Mays, R OBP: 0.362, SLG: 0.437 (1,8)										1	0	0	0	0	1	2				
George Foster, R OBP: 0.400, SLG: 0.400 (2,7)										3	0	1	1	0	0	2				
Bob Burda, L OBP: 0.322, SLG: 0.401 (8,9)										0	0	0	0	0	0	0				
Willie McCovey, L OBP: 0.454, SLG: 0.658 (1,3)										4	0	0	1	0	1	4				
Bobby Bonds, R OBP: 0.352, SLG: 0.471 (1,9)										2	2	1	2	2	0	1				
Dave Marshall, L OBP: 0.340, SLG: 0.288 (1,7)										4	0	1	0	0	2	1				
Jack Hiatt, R OBP: 0.354, SLG: 0.326 (1,2)										4	0	1	1	0	1	2				
Hal Lanier, R OBP: 0.263, SLG: 0.251 (1,6)										4	0	0	0	0	2	3				
Gaylord Perry, R OBP: 0.156, SLG: 0.154 (1,1)										4	0	0	0	0	2	1				
Inning Stats	R: 3 E: 1 K: 2 S: 9	H: 2 LOB: 0 BB: 1 P: 13	R: 0 E: 0 K: 1 S: 5	H: 0 LOB: 0 BB: 0 P: 5	R: 0 E: 1 K: 0 S: 4	H: 0 LOB: 1 BB: 0 P: 4	R: 1 E: 0 K: 2 S: 7	H: 0 LOB: 0 BB: 1 P: 11	R: 0 E: 0 K: 0 S: 4	H: 1 LOB: 1 BB: 0 P: 4	R: 0 E: 0 K: 2 S: 8	H: 1 LOB: 2 BB: 1 P: 12	R: 2 E: 0 K: 1 S: 8	H: 3 LOB: 1 BB: 0 P: 8	R: 0 E: 0 K: 1 S: 6	H: 1 LOB: 1 BB: 0 P: 6	1B: 7 2B: 1 3B: 0 HR: 0	SF: 0 SAC: 0 DP: 0 HBP: 0	WP: 0 PB: 0 SB: 5 CS: 0	PA: 36
PITCHER Al Santorini, R ERA: 3.95 (1,1)	IP: 5.0 WLS: L BF: 21 H: 3 R: 4 ER: 3 SO: 5 BB: 2 IBB: 0 HBP: 0 BLK: 0 WP: 0 HR: 0 S: 29 P: 37 ERA: 5.40 WHIP: 1.000															PITCHER	IP: 5.0 WLS: L BF: 21 H: 3 R: 4 ER: 3 SO: 5 BB: 2 IBB: 0 HBP: 0 BLK: 0 WP: 0 HR: 0 S: 29 P: 37 ERA: 5.40 WHIP: 1.000			
PITCHER Frank Reberger, R ERA: 3.68 (6,1)	IP: 3.0 WLS: 15 BF: 5 H: 2 R: 2 ER: 2 SO: 4 BB: 1 IBB: 0 HBP: 0 BLK: 0 WP: 0 HR: 0 S: 22 P: 26 ERA: 6.00 WHIP: 2.000															PITCHER	IP: 3.0 WLS: 15 BF: 5 H: 2 R: 2 ER: 2 SO: 4 BB: 1 IBB: 0 HBP: 0 BLK: 0 WP: 0 HR: 0 S: 22 P: 26 ERA: 6.00 WHIP: 2.000			



Batter	1	2	3	4	5	6	7	8	9	AB	R	H	RBI	BB	SO	LOB	TOP								
Tommy Dean, R OBP: 0.247, SLG: 0.244	F9		SH1-4		E9					3	3	1	0	1	0	1	San Diego Padres @ San Francisco Giants Candlestick Park, San Francisco, CA Wed Oct 01 1969, 6:33 AM EDT Att: 2,184 - Unknown								
Ron Slocum, R OBP: 0.350, SLG: 0.550			6-3				F7			5	1	3	2	0	0	2									
Ollie Brown, R OBP: 0.319, SLG: 0.412	5-3		F6		F6			FC6-4		5	1	1	0	0	0	5									
Nate Colbert, R OBP: 0.323, SLG: 0.485	F8			6-3					K	5	1	2	5	0	1	1									
Van Kelly, L OBP: 0.286, SLG: 0.332		1B		4-3					6-3	3	1	1	0	2	0	0									
Cito Gaston, R OBP: 0.273, SLG: 0.309		K		4-3			E4		K	5	0	2	1	0	2	1									
Jim Williams, R OBP: 0.300, SLG: 0.348							1-3			3	1	1	0	1	0	3									
Fred Kendall, R OBP: 0.250, SLG: 0.182		G6-4-3						F7		4	1	1	0	0	0	3									
Joe Niekro, R OBP: 0.206, SLG: 0.161								6-3		1	0	1	0	0	0	0									
Tom Dukes, R										0	0	0	0	0	0	0									
Al Ferrara, R OBP: 0.349, SLG: 0.440			6-3	SH1-4						1	0	0	0	0	0	2									
Tommie Sisk, R OBP: 0.214, SLG: 0.160										2	0	0	0	0	1	1									
Inning Stats	R: 0 E: 0 K: 0 S: 4	H: 1 LOB: 1 BB: 0 P: 4	R: 0 E: 0 K: 1 S: 5	H: 1 LOB: 1 BB: 1 P: 9	R: 0 E: 0 K: 0 S: 4	H: 1 LOB: 1 BB: 0 P: 4	R: 0 E: 0 K: 0 S: 3	H: 0 LOB: 0 BB: 0 P: 3	R: 4 E: 1 K: 0 S: 6	H: 3 LOB: 1 BB: 1 P: 10	R: 1 E: 0 K: 1 S: 6	H: 1 LOB: 1 BB: 1 P: 10	R: 3 E: 0 K: 0 S: 6	H: 4 LOB: 1 BB: 1 P: 10	R: 1 E: 0 K: 0 S: 5	H: 2 LOB: 1 BB: 0 P: 5	R: 0 E: 0 K: 2 S: 7	H: 0 LOB: 0 BB: 0 P: 7	1B: 9 2B: 2 3B: 1 HR: 1	SF: 0 SAC: 1 DP: 2 HBP: 0	WP: 0 PB: 0 SB: 0 CS: 0	PA: 42			
PITCHER	IP	WLS	BF	H	R	ER	SO	BB	IBB	HBP	BLK	WP	HR	S	P	ERA	WHIP								
Bob Garibaldi, R ERA: 1.8	(1, 1)	5.0	L	22	6	4	1	1	2	0	0	0	0	22	30	1.80	1.600								
Ron Bryant, L ERA: 4.37	(6, 1)	2.0		12	5	4	4	1	2	0	0	0	1	12	20	18.00	3.500								
Mike Davison, L ERA: 4.5	(8, 1)	2.0		8	2	1	1	2	0	0	0	0	0	12	12	4.50	1.000								

AB 37
R 9
H 13
RBI 8
BB 4
SO 4
LOB 19



Batter	1	2	3	4	5	6	7	8	9	AB	R	H	RBI	BB	SO	LOB	BOTTOM								
Tito Fuentes, S OBP: 0.347, SLG: 0.352	4-3						6-3			5	1	3	1	0	0	2	San Diego Padres @ San Francisco Giants Candlestick Park, San Francisco, CA Wed Oct 01 1969, 6:33 AM EDT Att: 2,184 - Unknown								
Bob Burda, L OBP: 0.318, SLG: 0.395	F5							G3		5	0	1	0	0	0	3									
Leon Wagner, L OBP: 0.300, SLG: 0.364		2B						4-3		4	0	1	0	1	0	4									
Willie McCovey, L OBP: 0.454, SLG: 0.659			6-3				SF8	F9		4	0	2	1	0	0	2									
Bobby Bonds, R OBP: 0.352, SLG: 0.475	K									5	1	2	1	0	1	4									
Jim Ray Hart, R OBP: 0.345, SLG: 0.332		6-3					6-3			5	1	1	0	0	0	2									
Don Mason, L OBP: 0.324, SLG: 0.262		G3								3	1	1	0	2	0	1									
John Harrell, R OBP: 0.600, SLG: 0.500		4-3								4	0	2	1	1	0	1									
Bob Garibaldi, L										2	0	0	0	0	1	2									
John Stephenson, L OBP: 0.214, SLG: 0.296	(5, PH)									1	0	0	0	0	0	3									
Ron Bryant, S OBP: 0.278, SLG: 0.188	(6, 1)									0	0	0	0	0	0	0									
Jack Hiatt, R OBP: 0.352, SLG: 0.325	(7, PH)									1	0	0	0	0	1	2									
Mike Davison, L ERA: 4.78	(8, 1)									0	0	0	0	0	0	0									
Inning Stats	R: 0 E: 0 K: 1 S: 6	H: 1 LOB: 2 BB: 1 P: 10	R: 0 E: 0 K: 0 S: 3	H: 0 LOB: 0 BB: 0 P: 3	R: 0 E: 0 K: 0 S: 5	H: 2 LOB: 2 BB: 0 P: 5	R: 3 E: 0 K: 1 S: 10	H: 5 LOB: 2 BB: 0 P: 10	R: 0 E: 0 K: 0 S: 4	H: 1 LOB: 3 BB: 2 P: 12	R: 1 E: 0 K: 0 S: 5	H: 2 LOB: 1 BB: 0 P: 5	R: 0 E: 0 K: 1 S: 6	H: 1 LOB: 2 BB: 1 P: 10	R: 0 E: 0 K: 0 S: 3	H: 0 LOB: 0 BB: 0 P: 3	R: 0 E: 0 K: 0 S: 4	H: 1 LOB: 1 BB: 0 P: 4	1B: 11 2B: 1 3B: 0 HR: 1	SF: 1 SAC: 0 DP: 0 HBP: 0	WP: 1 PB: 0 SB: 1 CS: 0	PA: 44			
PITCHER	IP	WLS	BF	H	R	ER	SO	BB	IBB	HBP	BLK	WP	HR	S	P	ERA	WHIP								
Joe Niekro, R ERA: 3.7	(1, 1)	3.1		19	8	3	3	2	1	0	0	0	0	22	26	8.10	2.700								
Tom Dukes, R ERA: 7.25	(4, 1)	0.2	W	2	0	0	0	0	0	0	0	0	2	2	0.00	0.000									
Tommie Sisk, R ERA: 4.78	(5, 1)	5.0	S	23	5	1	1	1	3	0	0	0	0	22	34	1.80	1.600								

AB 39
R 4
H 13
RBI 4
BB 4
SO 3
LOB 26




Batter	1	2	3	4	5	6	7	8	9	AB	R	H	RBI	BB	SO	LOB	TOP								
Tommy Dean, R (1, 6) OBP: 0.291, SLG: 0.245	0-0 6-3		0-0 4-3 1B		4-0 F9 BB		0-0 SH1-3		0-0 F3	3	0	1	0	1	0	1									
Ron Slocum, R (1, 4) OBP: 0.280, SLG: 0.458	0-3 K		0-0 4-3		0-0 F9		0-0 SF9		0-0 F7	4	0	0	1	0	1	4									
Ed Spiezio, R (1, 7) OBP: 0.313, SLG: 0.369	0-0 5-3		0-3 K2-3		0-0 SF7		3-H 4-0 BB			2	0	0	1	1	1	1									
Nate Colbert, R (1, 3) OBP: 0.322, SLG: 0.482		0-0 F6		0-0 6-3		4-0 BB		0-3 K		3	0	0	0	1	1	1									
Van Kelly, L (1, 5) OBP: 0.285, SLG: 0.330		0-0 WP BB SF8 1B		0-0 F9		0-0 F5		0-0 F7		4	1	1	0	0	0	2									
Cito Gaston, R (1, 8) OBP: 0.275, SLG: 0.309		4-0 WP BB 1B		0-0 BB 1B		0-6 5-3		0-0 4-3		3	0	1	0	1	0	0									
Jim Williams, R (1, 9) OBP: 0.345, SLG: 0.320		0-0 SF8		4-0 BB 1B		0-0 5-3		0-3 K		2	0	0	1	1	1	0									
Fred Kendall, R (1, 2) OBP: 0.214, SLG: 0.154		0-0 4-3		0-0 4-3		0-3 K			0-0 F9	4	0	0	0	0	1	3									
Clay Kirby, R (1, 1) OBP: 0.162, SLG: 0.076			0-0 F6		0-0 E7 WP SF7		0-0 SH1-3 SF9 2B		0-0 1B	3	2	1	0	0	0	0									
Frank Reberger, L (8, 1) OBP: 0.200, SLG: 0.200										1	0	1	0	0	0	0									
Inning Stats	R: 0 E: 0 K: 1 S: 5	H: 0 LOB: 0 BB: 0 P: 5	R: 1 E: 0 K: 0 S: 4	H: 1 LOB: 1 BB: 1 P: 8	R: 0 E: 0 K: 1 S: 6	H: 1 LOB: 1 BB: 0 P: 6	R: 0 E: 0 K: 0 S: 4	H: 1 LOB: 2 BB: 1 P: 8	R: 1 E: 1 K: 0 S: 4	H: 0 LOB: 2 BB: 2 P: 12	R: 0 E: 0 K: 1 S: 5	H: 0 LOB: 0 BB: 0 P: 5	R: 1 E: 0 K: 1 S: 6	H: 1 LOB: 1 BB: 1 P: 10	R: 0 E: 0 K: 1 S: 5	H: 0 LOB: 0 BB: 0 P: 5	R: 0 E: 0 K: 0 S: 4	H: 1 LOB: 1 BB: 0 P: 4	1B: 4 2B: 1 3B: 0 HR: 0	SF: 3 2B: 1 3B: 0 HBP: 0	WP: 2 PB: 0 SB: 0 CS: 0	PA: 38			
PITCHER	IP	WLS	BF	H	R	ER	SO	BB	IBB	HBP	BLK	WP	HR	S	P	ERA	WHIP								
Rich Robertson, R (1, 1) ERA: 5.48	5.0	L	23	3	2	1	2	4	0	0	0	2	0	23	39	1.80	1.400								
Ray Sadecki, L (6, 1) ERA: 4.23	3.0		11	1	1	1	3	1	0	0	0	0	0	16	20	3.00	0.667								
Ron Herbel, R (9, 1) ERA: 4.02	1.0		4	1	0	0	0	0	0	0	0	0	0	4	4	0.00	1.000								

San Diego Padres @ San Francisco Giants
Candlestick Park, San Francisco, CA
Thu Oct 02 1969, 6:33 AM EDT
Att: 1,995 - Unknown

livebaseballscorecards.com

AB 29
R 3
H 5
RBI 3
BB 5
SO 5
LOB 12



Batter	1	2	3	4	5	6	7	8	9	AB	R	H	RBI	BB	SO	LOB	BOTTOM								
Tito Fuentes, S (1, 6) OBP: 0.350, SLG: 0.366	0-0 CS 2-3 1B		0-0 1-H 3B			0-0 4-3		0-0 4-3		4	0	2	1	0	0	0									
Bobby Etheridge, R (1, 5) OBP: 0.358, SLG: 0.351	0-0 2-3		0-0 6-3			0-3 K		0-0 6-3		4	0	0	0	0	1	2									
Jim Ray Hart, R (1, 7) OBP: 0.343, SLG: 0.331	0-3 K			0-0 F3			0-0 FC4-6 1B		0-0 6-3	4	0	1	0	0	1	1									
Willie McCovey, L (1, 3) OBP: 0.453, SLG: 0.656		0-0 G3		0-0 F2		0-0 FC4-6 BB 1B		0-0 1B		4	1	1	0	0	0	1									
Bobby Bonds, R (1, 8) OBP: 0.351, SLG: 0.473		4-0 CS BB		0-3 K		0-0 F4		0-3 K		3	0	0	0	1	2	2									
Bob Burda, L (1, 9) OBP: 0.317, SLG: 0.391		0-0 F8			0-0 6-3		0-0 BB 1B		0-0 F4	4	0	1	0	0	0	2									
Don Mason, L (1, 4) OBP: 0.324, SLG: 0.260			0-0 6-3		0-0 4-3		4-0 1B BB			2	0	0	0	1	0	0									
John Harrell, R (1, 2) OBP: 0.625, SLG: 0.500			4-0 FC1-6 BB		0-3 K		0-0 1B			2	0	1	1	1	1	0									
Rich Robertson, R (1, 1) ERA: 3.84			0-0 FC1-6			0-0 4-3		0-3 K		1	1	0	0	0	0	1									
Ray Sadecki, L (6, 1) ERA: 3.84										1	0	0	0	0	0	0									
Leon Wagner, L (6, PH) OBP: 0.467, SLG: 0.333										1	0	0	0	0	1	0									
Ron Herbel, R (9, 1) ERA: 3.99			1-2 3B							0	0	0	0	0	0	0									
Inning Stats	R: 0 E: 0 K: 1 S: 5	H: 1 LOB: 0 BB: 0 P: 5	R: 0 E: 0 K: 0 S: 2	H: 0 LOB: 0 BB: 1 P: 6	R: 1 E: 0 K: 0 S: 4	H: 1 LOB: 1 BB: 1 P: 8	R: 0 E: 0 K: 1 S: 5	H: 0 LOB: 0 BB: 0 P: 5	R: 0 E: 0 K: 1 S: 5	H: 0 LOB: 0 BB: 0 P: 5	R: 1 E: 0 K: 0 S: 5	H: 3 LOB: 2 BB: 1 P: 9	R: 0 E: 0 K: 1 S: 5	H: 0 LOB: 0 BB: 0 P: 5	R: 0 E: 0 K: 1 S: 6	H: 1 LOB: 1 BB: 0 P: 6	1B: 5 2B: 0 3B: 1 HR: 0	SF: 0 2B: 0 3B: 0 HBP: 0	WP: 0 PB: 0 SB: 0 CS: 2	PA: 33					
PITCHER	IP	WLS	BF	H	R	ER	SO	BB	IBB	HBP	BLK	WP	HR	S	P	ERA	WHIP								
Clay Kirby, R (1, 1) ERA: 3.84	7.0	W	26	5	2	2	4	3	0	0	0	0	0	31	43	2.57	1.143								
Frank Reberger, R (8, 1) ERA: 3.99	2.0	S	7	1	0	0	2	0	0	0	0	0	0	11	11	0.00	0.500								

San Diego Padres @ San Francisco Giants
Candlestick Park, San Francisco, CA
Thu Oct 02 1969, 6:33 AM EDT
Att: 1,995 - Unknown

livebaseballscorecards.com

AB 30
R 2
H 6
RBI 2
BB 3
SO 6
LOB 9

