

San Francisco Giants - 1970

Batter	1	2	3	4	5	6	7	8	9	AB R H RBI BB SO LOB	TOP	
Joe Morgan, L (1, 4) OBP: 0.600, SLG: 0.333	0-0 G3		4-0 BB		0-0 4-3		0-0 G3 1B	4-0 1B		3 1 1 0 2 0 0		
Joe Peptoni, L (1, 9) OBP: 0.333, SLG: 0.333 Keith Lampard, L (7, PH) Jack Billingham, R (7, 1) Jack Dilauro, S (7, 1) Jim Bouton, R (7, 1) Fred Gladding, L (8, 1)	0-0 1B		0-0 4-3		0-0 1-3		0-0 G3	0-3 K		3 0 1 0 0 0 1 1 0 0 0 0 0 1 0 0 0 0 0 0 0 0 0 0 0 0 0 0 1 0 0 0 0 1 3 0 0 0 0 0 0 0		
Jimmy Wynn, R (1, 8) OBP: 0.400, SLG: 0.250	0-3 K			0-0 F8		0-3 K	0-0 1B		4-0 G3 SF7 BB	4 1 1 1 1 2 1		
John Mayberry, L (1, 3)	0-0 F9			4-0 1B WP BB		0-0 4-3	0-0 F9		0-0 G3	4 1 0 0 1 0 3		
Denis Menke, R (1, 6) OBP: 0.400, SLG: 0.500		0-0 F9		0-0 WP E 1B		0-0 F9		0-0 BB 1B WP 1B	0-0 SF7	4 2 2 1 0 0 0		
Tommy Davis, R (1, 7) OBP: 0.400, SLG: 0.400		0-3 K		0-3 K			0-0 BB HR 1B	0-0 WP BB 1B	0-0 1-3	5 1 2 0 0 2 1		
Doug Rader, R (1, 5) OBP: 0.500, SLG: 0.333		0-0 1B		0-0 E6 FC3-6			4-0 HR BB	0-0 F6		3 1 1 0 1 0 2		
Johnny Edwards, L (1, 2)			0-0 F7	0-0 FC3-6			0-3 K	0-3 K		4 0 0 0 0 2 5		
Larry Dierker, R (1, 1) Norm Miller, L (7, PH) OBP: 1.000, SLG: 4.000			0-3 K		0-0 F7		0-0 HR	4-0 WP BB		2 0 0 0 0 1 0 1 1 1 3 1 0 0		
Inning Stats	R: 0 H: 1 E: 0 LOB: 1 K: 1 BB: 0 S: 6 P: 6	R: 0 H: 1 E: 0 LOB: 1 K: 1 BB: 0 S: 5 P: 5	R: 0 H: 0 E: 0 LOB: 1 K: 1 BB: 1 S: 5 P: 9	R: 2 H: 1 E: 1 LOB: 1 K: 1 BB: 1 S: 7 P: 11	R: 0 H: 0 E: 0 LOB: 0 K: 0 BB: 0 S: 3 P: 3	R: 0 H: 0 E: 0 LOB: 0 K: 1 BB: 0 S: 5 P: 5	R: 4 H: 4 E: 0 LOB: 1 K: 1 BB: 1 S: 9 P: 13	R: 1 H: 2 E: 0 LOB: 3 K: 2 BB: 2 S: 9 P: 17	R: 1 H: 0 E: 0 LOB: 0 K: 0 BB: 1 S: 3 P: 7	1B: 8 SF: 1 2B: 0 SAC: 0 3B: 0 DP: 0 HR: 1 HBP: 0	WP: 3 PA: 42 PB: 0 SB: 2 CS: 0	
PITCHER	IP WLS BF H R ER SO BB IBB HBP BLK WP HR S P ERA WHIP											
Gaylord Perry, R (1, 1) ERA: 7.71	7.0 L 33 9 7 6 6 3 0 0 0 0 1 1 42 54 7.71 1.714											
Don McMahon, R (8, 1) ERA:	1.0 5 0 0 0 2 1 1 0 0 1 0 7 15 0.00 1.000											
Frank Linzy, R (9, 1) ERA: 9.0	1.0 4 0 1 1 0 1 0 0 0 0 0 3 7 9.00 1.000											

Houston Astros @ San Francisco Giants
 Candlestick Park, San Francisco, CA
 Tue Apr 07 1970, 6:33 AM EST
 Att. 30,933 - Unknown

livebaseballscores.com

AB 35
 R 8
 H 9
 RBI 5
 BB 6
 SO 8
 LOB 17



Batter	1	2	3	4	5	6	7	8	9	AB R H RBI BB SO LOB
Bobby Bonds, R OBP: 0.400, SLG: 0.250 (1, 9)	0-0 E6 1B	4-0 BB			0-0 F9		0-0 3B 1B	0-0 FC6-5 1-2 2-3f		4 2 1 0 1 0 2
Al Gallagher, R OBP: 0.400, SLG: 0.800 (1, 5)	0-0 1-3	0-0 F2			0-0 2B 1B		0-0 4-3 3B	0-3 K		5 2 2 1 0 1 5
Willie Mays, R OBP: 0.400, SLG: 0.400 (1, 8)	0-0 4-3 2-H 1B		0-0 G3-6-1 1B		0-0 F8		0-0 5-3	0-0 F2		5 0 2 1 0 0 4
Willie McCovey, L (1, 3)	4-0 4-3 1-2 BB		0-0 G3-6-1 1-2f		4-0 2B BB		0-0 4-3	0-3 K		3 1 0 1 2 1 1
Ken Henderson, S OBP: 0.800, SLG: 1.333 (1, 7)	0-0 4-3 1-2 2-3		0-0 2B		0-0 1-H 2-H 2B		4-0 1B BB	4-0 5-3 BB		3 0 2 2 2 0 2
Dick Dietz, R OBP: 0.200, SLG: 0.200 (1, 2)	0-3 K		0-3 K		0-3 K		0-0 1-2 1B	0-0 5-3		5 0 1 0 0 3 5
Tito Fuentes, S (1, 4)		0-0 F7		0-0 6-3		0-0 F3	0-0 F4	0-0 1-3		5 0 0 0 0 0 3
Hal Lanier, R OBP: 0.500, SLG: 0.333 (1, 6)		4-0 BB BB		0-0 F7		0-0 F7		0-0 FC6-5 1B 1B		3 0 1 0 1 0 0
Gaylord Perry, R Don McMahon, R Steve Whitaker, L OBP: 1.000, SLG: 1.000 Don Mason, L Frank Linzy, R		0-0 F2		0-0 1-3		0-0 F9		0-0 FC6-5 1-2 1B		3 0 0 0 0 0 1 0 0 0 0 0 0 0 1 0 1 0 0 0 0 0 0 0 0 0 0 0 0 0 0 0 0 0 0

Inning Stats	R: 1	H: 1	E: 1	K: 1	S: 7	LOB: 2	BB: 1	P: 11	R: 0	H: 0	E: 0	K: 0	S: 3	LOB: 2	BB: 2	P: 11	R: 0	H: 2	E: 0	K: 1	S: 6	LOB: 1	BB: 0	P: 6	R: 0	H: 0	E: 0	K: 0	S: 3	LOB: 0	BB: 0	P: 3	R: 2	H: 2	E: 0	K: 1	S: 7	LOB: 1	BB: 1	P: 11	R: 0	H: 0	E: 0	K: 0	S: 3	LOB: 0	BB: 0	P: 3	R: 2	H: 3	E: 0	K: 0	S: 6	LOB: 2	BB: 1	P: 10	R: 0	H: 2	E: 0	K: 1	S: 7	LOB: 2	BB: 0	P: 7	R: 0	H: 0	E: 0	K: 1	S: 5	LOB: 1	BB: 1	P: 9	1B: 7	2B: 2	3B: 1	HR: 0	SF: 0	SAC: 0	DP: 1	HBP: 0	WP: 0	PB: 0	SB: 0	CS: 0	PA: 43
--------------	------	------	------	------	------	--------	-------	-------	------	------	------	------	------	--------	-------	-------	------	------	------	------	------	--------	-------	------	------	------	------	------	------	--------	-------	------	------	------	------	------	------	--------	-------	-------	------	------	------	------	------	--------	-------	------	------	------	------	------	------	--------	-------	-------	------	------	------	------	------	--------	-------	------	------	------	------	------	------	--------	-------	------	-------	-------	-------	-------	-------	--------	-------	--------	-------	-------	-------	-------	--------

PITCHER	IP	WLS	BF	H	R	ER	SO	BB	IBB	HBP	BLK	WP	HR	S	P	ERA	WHIP
Larry Dierker, R ERA: 3.0 (1, 1)	6.0		27	5	3	2	3	4	0	0	0	0	0	29	45	3.00	1.500
Jack Billingham, R ERA: 54.0 (7, 1)	0.1		3	2	2	2	0	0	0	0	0	0	0	3	3	54.00	6.000
Jack Dilauro, L ERA: (7, 1)	0.1		2	0	0	0	0	1	0	0	0	0	0	1	5	0.00	3.000
Jim Bouton, R ERA: (7, 1)	0.2		5	3	0	0	0	0	0	0	0	0	0	5	5	0.00	4.500
Fred Gladding, R ERA: (8, 1)	1.2	S	6	0	0	0	2	1	0	0	0	0	0	9	13	0.00	0.600

BOTTOM

Houston Astros @ San Francisco Giants
Candlestick Park, San Francisco, CA
Tue Apr 07 1970, 6:33 AM EST
Att. 30,933 - Unknown

AB	37
R	5
H	10
RBI	5
BB	6
SO	5
LOB	23



WP	HR	S	P	ERA	WHIP
0	0	0	0	0	0

Batter	1	2	3	4	5	6	7	8	9	AB R H RBI BB SO LOB	TOP																									
Joe Morgan, L (1, 4) OBP: 0.444, SLG: 0.286	0-0 1-3		0-0 5-3			0-0 1-3		0-0 E S PB 1B		4 1 1 0 0 0 0	Houston Astros @ San Francisco Giants Candlestick Park, San Francisco, CA Wed Apr 08 1970, 9:05 PM EST Att. 4,399 - Unknown																									
Jesus Alou, R (1, 9) OBP: 0.250, SLG: 0.250	0-0 F4			0-0 F9		0-0 FC6-4 1B		0-0 6-3		4 0 1 0 0 0 1																										
Jimmy Wynn, R (1, 8) OBP: 0.333, SLG: 0.250	0-0 S 1B			0-0 F2		0-0 FC6-4 1-2f		0-0 F2		4 0 1 0 0 0 1																										
Tommy Davis, R (1, 7) OBP: 0.222, SLG: 0.222	0-0 F9			0-0 F8			0-0 5-3	0-0 F8		4 0 0 0 0 0 1																										
Jack Billingham, R (8, 1)										0 0 0 0 0 0 0																										
Jack Dilauro, S (8, 1)										0 0 0 0 0 0 0																										
Fred Gladding, L (8, 1)	1-2									0 0 0 0 0 0 0																										
Doug Rader, R (1, 5) OBP: 0.500, SLG: 0.833		0-0 6-3			0-0 HR		4-0 1B FC1-4 BB		0-3 K	3 2 1 1 1 1 0																										
Denis Menke, R (1, 6) OBP: 0.333, SLG: 0.375		0-0 F8					0-0 FC1-4 1-3 1B		0-0 6-3	4 0 1 0 0 0 0																										
Bob Watson, R (1, 3)							0-0 FC1-4		0-0 G3	3 0 0 1 0 1 1																										
John Mayberry, L (9, PH)		0-0 F8			0-3 K		1-2f 3-H 0-0			1 0 0 0 0 0 0																										
Johnny Edwards, L (1, 2)			0-0 F8		0-0 3-1			0-0 4-3		3 0 0 0 0 0 1																										
Denny Lemaster, R (1, 1)										2 0 0 0 0 0 0																										
Jim Beauchamp, R (8, PH) OBP: 1.000, SLG: 4.000			0-0 6-3			0-0 F7		0-0 HR		1 1 1 1 0 0 0																										
Inning Stats	R: 0 E: 0 K: 0 S: 4	H: 1 LOB: 1 BB: 0 P: 4	R: 0 E: 0 K: 0 S: 3	H: 0 LOB: 0 BB: 0 P: 3	R: 0 E: 0 K: 0 S: 3	H: 0 LOB: 0 BB: 0 P: 3	R: 1 E: 0 K: 1 S: 6	H: 1 LOB: 0 BB: 0 P: 6	R: 0 E: 0 K: 0 S: 4	H: 1 LOB: 1 BB: 0 P: 4	R: 1 E: 1 K: 0 S: 4	H: 1 LOB: 1 BB: 1 P: 8	R: 2 E: 0 K: 0 S: 5	H: 2 LOB: 0 BB: 0 P: 5	R: 0 E: 0 K: 1 S: 5	H: 0 LOB: 0 BB: 0 P: 5	1B: 4 2B: 0 3B: 0 HR: 2	SF: 0 SAC: 0 DP: 0 HBP: 0	WP: 0 PB: 1 SB: 2 CS: 0	PA: 34																
PITCHER	IP WLS BF H R ER SO BB IBB HBP BLK WP HR S P ERA WHIP																																			
Mike McCormick, L (1, 1) ERA: 3.86	7.0	28	6	4	3	1	1	0	0	0	0	0	2	29	33	3.86	1.000																			
Don McMahon, R (8, 1) ERA:	1.0	W	3	0	0	0	0	0	0	0	0	0	0	3	3	0.00	0.000																			
Frank Linzy, R (9, 1) ERA: 4.5	1.0	S	3	0	0	0	1	0	0	0	0	0	0	5	5	0.00	0.000																			

livebaseballscorecards.com

AB	33
R	4
H	6
RBI	3
BB	1
SO	2
LOB	5



Batter	1	2	3	4	5	6	7	8	9
Bobby Bonds, R (1, 9) OBP: 0.444, SLG: 0.286 Bob Burda, L (8, PH) Ron Hunt, R (8, PH) OBP: 1.000, SLG: 1.000 (9, 4)	0-0 G1 1B 1B		0-3 K		0-0 6-3		4-0 SH3-1 BB	0-0 2B 1B	
Al Gallagher, R (1, 5) OBP: 0.556, SLG: 0.889	0-0 FC5 G1 1-2 1B		0-0 1B		0-0 F3		0-0 SH3-1 1-2	0-0 1-H 2B	
Willie Mays, R (1, 8) OBP: 0.300, SLG: 0.222	0-0 B1		0-0 F2		0-0 5-3		4-0 BB	0-0 F9	
Willie McCovey, L (1, 3) OBP: 0.333, SLG: 0.143	0-0 G1 1-2 2-3		0-0 4-3		0-0 HR 1B		0-0 F5		
Ken Henderson, S (1, 7) OBP: 0.556, SLG: 0.667 (9, 9)	4-0 BB		0-3 K		0-0 F2		0-0 F8		
Dick Dietz, R (1, 2) OBP: 0.333, SLG: 0.778	0-0 FC5 2-3f		0-0 2B		0-0 HR		0-0 F4		
Tito Fuentes, S (1, 4) OBP: 0.111, SLG: 0.222 Frank Linzy, R (9, 1)		0-0 F2		0-0 5-3		0-0 2B	0-3 K		
Hal Lanier, R (1, 6) OBP: 0.500, SLG: 0.333		0-0 5-3		0-0 F8		4-0 IBB	0-0 WP 2B 1B		
Mike McCormick, L (1, 1) Don McMahon, R (8, 1) Steve Whitaker, L (8, PH) OBP: 1.000, SLG: 1.500 (9, 7)		0-3 K		0-0 F5		0-0 G3	0-0 1-H 1B 2B		

AB	R	H	RBI	BB	SO	LOB
3	0	1	0	1	1	0
0	0	0	0	0	0	0
1	1	1	1	0	0	0
4	0	3	1	0	0	0
4	0	0	0	1	0	4
4	1	1	0	0	0	5
3	0	0	0	1	1	3
4	1	2	2	0	0	3
4	0	1	0	0	1	1
0	0	0	0	0	0	0
3	1	1	0	1	0	1
3	0	0	0	0	1	2
0	0	0	0	0	0	0
1	1	1	1	0	0	0

BOTTOM

Houston Astros @ San Francisco Giants
Candlestick Park, San Francisco, CA
Wed Apr 08 1970, 9:05 PM EST
Att. 4,399 - Unknown

livebaseballscorecards.com

AB	34
R	5
H	11
RBI	5
BB	4
SO	4
LOB	19



Inning	R	H	E	K	S	H	LOB	BB	P
1	0	2	0	5	9	0	3	1	9
2	0	0	0	5	5	0	0	0	5
3	0	1	0	6	6	1	0	0	6
4	0	1	0	6	6	1	0	0	6
5	0	0	0	3	3	0	0	0	3
6	2	3	0	6	10	2	1	1	10
7	0	0	0	3	11	0	2	2	11
8	3	4	1	9	9	3	1	0	9

PITCHER	IP	WLS	BF	H	R	ER	SO	BB	IBB	HBP	BLK	WP	HR	S	P	ERA	WHIP
Denny Lemaster, L (1, 1) ERA: 2.57	7.0		32	7	2	2	3	3	1	0	0	0	1	0	6	27.00	3.000
Jack Billingham, R (8, 1) ERA: 36.0	0.2		4	2	2	1	0	0	0	0	0	0	0	1	1	∞	∞
Jack Dilauro, L (8, 1) ERA: 27.0	0.0	L	1	1	0	0	0	0	0	0	0	0	0	2	2	27.00	3.000
Fred Gladding, R (8, 1) ERA:	0.1		2	1	1	1	0	0	0	0	0	0	0	2	2	27.00	3.000

WP	HR	S	P	ERA	WHIP
1	0	0	39		
0	0	0	0		
0	0	0	0		
1	0	0	0		

Batter	1	2	3	4	5	6	7	8	9	AB R H RBI BB SO LOB	TOP																	
Joe Morgan, L (1, 4) OBP: 0.429, SLG: 0.273	0-0 CS 1B		4-0 S 2B BB		0-0 F8		0-0 F4		0-0 F9	4 1 1 0 1 0 0																		
Norm Miller, L (1, 9) OBP: 0.500, SLG: 1.200	0-3 K 1-2		0-0 E 2B		0-0 5-3		0-0 1-3			4 1 1 1 0 1 1																		
Jimmy Wynn, R (1, 8) OBP: 0.308, SLG: 0.250	0-3 K		0-0 E6 2-H		0-0 1B 1B			0-0 6-3		4 0 1 0 0 1 0																		
John Mayberry, L (1, 3) OBP: 0.200, SLG: 0.111		0-0 3-1	0-3 K		0-0 1-3 1B			0-3 K		4 0 1 0 0 2 1																		
Tommy Davis, R (1, 7) OBP: 0.308, SLG: 0.308		0-0 E S 1B		0-3 K	0-0 5-3			0-0 1B		4 0 2 0 0 1 2																		
Denis Menke, R (1, 6) OBP: 0.231, SLG: 0.250		0-0 F6 1-3		0-0 E7 3B		0-0 F8		0-0 3-1		4 1 0 0 0 0 2																		
Doug Rader, R (1, 5) OBP: 0.500, SLG: 1.200		0-0 4-3		0-0 1-H FC1-5 3B		0-3 K			0-0 HR	4 1 2 2 0 1 1																		
Johnny Edwards, L (1, 2)			0-0 G3	0-0 FC1-5		0-0 F7			0-3 K	4 0 0 0 0 1 1																		
Jim Ray, R (1, 1)			0-0 4-3	0-0 3-H 6-3			0-0 1-3		0-3 K	2 0 0 0 0 0 1																		
Jesus Alou, R (7, PH) OBP: 0.200, SLG: 0.200										1 0 0 0 0 0 0																		
Jack Dilauro, S (7, 1)										0 0 0 0 0 0 0																		
Dan Osinski, R (8, 1)										0 0 0 0 0 0 0																		
Keith Lampard, L (9, PH)										1 0 0 0 0 1 0																		
Inning Stats	R: 0 E: 0 K: 2 S: 7	H: 1 LOB: 0 BB: 0 P: 7	R: 0 E: 0 K: 0 S: 4	H: 1 LOB: 1 BB: 0 P: 4	R: 2 E: 1 K: 1 S: 7	H: 1 LOB: 1 BB: 1 P: 11	R: 1 E: 1 K: 1 S: 7	H: 1 LOB: 1 BB: 0 P: 7	R: 0 E: 0 K: 0 S: 5	H: 2 LOB: 2 BB: 0 P: 5	R: 0 E: 0 K: 1 S: 5	H: 0 LOB: 0 BB: 0 P: 5	R: 0 E: 0 K: 0 S: 3	H: 0 LOB: 0 BB: 0 P: 3	R: 0 E: 0 K: 1 S: 6	H: 1 LOB: 1 BB: 0 P: 6	R: 1 E: 0 K: 2 S: 8	H: 1 LOB: 0 BB: 0 P: 8	1B: 5 2B: 1 3B: 1 HR: 1	SF: 0 SAC: 0 DP: 0 HBP: 0	WP: 0 PB: 0 SB: 2 CS: 1	PA: 37						
PITCHER	IP WLS BF H R ER SO BB IBB HBP BLK WP HR S P ERA WHIP																											
Frank Reberger, R (1, 1) ERA: 1.5	6.0		26	6	3	1	5	1	0	0	0	0	0	0	35	39	1.50	1.167										
Ron Bryant, L (7, 1) ERA:	2.0	W	7	1	0	0	1	0	0	0	0	0	0	9	9	0.00	0.500											
Don McMahon, R (9, 1) ERA: 3.0	1.0	S	4	1	1	1	2	0	0	0	0	0	1	8	8	9.00	1.000											

Houston Astros @ San Francisco Giants
 Candlestick Park, San Francisco, CA
 Thu Apr 09 1970, 6:33 AM EST
 Att. 2,810 - Unknown

livebaseballscores.com

AB	36
R	4
H	8
RBI	3
BB	1
SO	8
LOB	9



Batter	1	2	3	4	5	6	7	8	9	AB	R	H	RBI	BB	SO	LOB
Tito Fuentes, S OBP: 0.154, SLG: 0.167 Bob Heise, R (9, 6)	4-0 BB G6-4-3			0-0 6-3		0-0 1-3		0-0 4-3		3	0	0	0	1	0	2
Al Gallagher, R OBP: 0.462, SLG: 0.750 (1, 5)	0-0 G6-4-3 1-2f			0-0 G3		0-0 1B		0-0 SF9 2-3 3-H		3	0	1	1	0	0	1
Ken Henderson, S OBP: 0.462, SLG: 0.444 (1, 8) (9, 7)	0-0 F2			0-0 4-3		0-0 F5		4-0 1B BB		3	1	0	0	1	0	1
Willie McCovey, L OBP: 0.462, SLG: 0.300 (1, 3)		0-3 K			0-0 HR 1B		0-0 G4-6-3 1B	4-0 1B 1-2 1B IBB		3	2	2	0	1	1	0
Steve Whitaker, L OBP: 0.667, SLG: 0.800 Don McMahon, R (9, 1)		4-0 BB G5-4-3			0-3 K		0-0 G4-6-3 1-2f	0-0 1B 1-3 2-H 3-H		3	0	1	2	1	1	2
Dick Dietz, R OBP: 0.385, SLG: 0.923 (1, 2)		0-0 G5-4-3 1-2f			0-0 HR		0-3 K	0-0 1-2 3-H 1B		4	1	2	3	0	1	1
Bob Taylor, L Ron Bryant, S Ron Hunt, R OBP: 0.667, SLG: 0.667 (8, 4)			0-0 F6		4-0 BB G6-3			0-0 SH 1B F6		1	0	0	0	1	0	0
Hal Lanier, R Willie Mays, R OBP: 0.400, SLG: 0.250 OBP: 0.364, SLG: 0.222 (8, 8)			0-0 1-3		0-0 G6-3 1-2f			4-0 SH SF9 BB		2	0	0	0	0	0	1
Frank Reberger, L Bobby Bonds, R OBP: 0.400, SLG: 0.250 (7, 9)			0-3 K			0-3 K		0-0 SH SF9 1B		0	1	0	0	0	1	0

Inning Stats	R: 0	H: 0	E: 0	K: 0	S: 2	R: 0	H: 0	E: 0	K: 1	S: 4	R: 0	H: 0	E: 0	K: 1	S: 5	R: 2	H: 2	E: 0	K: 1	S: 6	R: 0	H: 1	E: 0	K: 1	S: 5	R: 5	H: 3	E: 1	K: 0	S: 7
	LOB: 0	BB: 1				LOB: 0	BB: 1				LOB: 0	BB: 0				LOB: 0	BB: 1				LOB: 1	BB: 0				LOB: 2	BB: 3			

PITCHER	IP	WLS	BF	H	R	ER	SO	BB	IBB	HBP	BLK	WP	HR	S	P	ERA	WHIP
Jim Ray, R ERA: 3.0 (1, 1)	6.0		21	3	2	2	4	3	0	0	0	0	1	26	38	3.00	1.000
Jack Dilauro, L ERA: 20.25 (7, 1)	1.0	L	5	2	2	2	1	1	0	0	0	0	0	6	10	18.00	3.000
Dan Osinski, R ERA: 27.0 (8, 1)	1.0		8	2	3	3	0	1	1	0	0	0	0	6	14	27.00	3.000

BOTTOM

Houston Astros @ San Francisco Giants
Candlestick Park, San Francisco, CA

Thu Apr 09 1970, 6:33 AM EST
Att. 2,810 - Unknown

AB	26
R	7
H	7
RBI	6
BB	6
SO	5
LOB	10

livebaseballscorecards.com

GIANTS

WP: 0	PA: 34
PB: 0	
SB: 0	
CS: 0	

Batter	1	2	3	4	5	6	7	8	9	AB R H RBI BB SO LOB	TOP																										
Bobby Tolan, L (1, 8) OBP: 0.261, SLG: 0.545	0-0 1-3	0-0 2B			4-0 FC8-6 S BB		0-0 G4-6-3		0-0 FC1-6	4 0 1 1 1 0 2	Cincinnati Reds @ San Francisco Giants Candlestick Park, San Francisco, CA Fri Apr 10 1970, 9:05 PM EST Att. 6,989 - Unknown																										
Tommy Helms, R (1, 4) OBP: 0.130, SLG: 0.091	0-0 F9	0-0 6-3			0-0 FC8-6		0-0 F9		0-0 F5	5 0 0 0 0 0 3																											
Pete Rose, S (1, 9) OBP: 0.524, SLG: 0.563	4-0 1B BB				4-0 S BB				0-0 5-3 3B 1B	2 1 1 0 2 0 0																											
Tony Perez, R (1, 3) OBP: 0.450, SLG: 0.353	0-0 FC6-4 1B				0-3 K				0-0 5-3	4 0 2 0 0 1 2																											
Johnny Bench, R (1, 2) OBP: 0.250, SLG: 0.450	0-0 FC6-4				0-0 6-3				0-3 K	4 0 0 0 0 1 5																											
Bernie Carbo, L (1, 7) OBP: 0.563, SLG: 0.857		0-0 WP 1B SF8 1B			0-0 4-3				0-0 3B	4 1 2 1 0 0 2																											
Jimmy Stewart, S (1, 5) OBP: 0.400, SLG: 0.250		0-3 K			0-0 G4-3 1B				0-3 K	3 0 1 0 1 2 2																											
Dave Concepcion, R (1, 6) OBP: 0.263, SLG: 0.421		0-0 WP 2B 1B			0-0 G4-3				0-0 F8	3 1 1 0 0 0 3																											
Hal McRae, R (9, PH) OBP: 0.400, SLG: 0.400		1-2 2B 1B			0-0 1-3				0-0 F8	1 0 0 0 0 0 0																											
Ray Washburn, R (1, 1)		0-0 SF8			0-0 F9				0-0 FC1-6 1B	1 0 0 1 0 0 0																											
Don Gullett, R (5, 1)										0 0 0 0 0 0 0																											
Angel Bravo, L (7, PH) OBP: 1.000, SLG: 1.000										1 0 1 0 0 0 0																											
Wayne Granger, R (7, 1)										0 0 0 0 0 0 0																											
Darrel Chaney, S (9, PH) OBP: 1.000, SLG: 1.000										1 0 1 0 0 0 0																											
Inning Stats	R: 0 E: 0 K: 0 S: 4	H: 1 LOB: 2 BB: 1 P: 8	R: 2 E: 0 K: 1 S: 8	H: 3 LOB: 1 BB: 0 P: 8	R: 0 E: 0 K: 1 S: 5	H: 0 LOB: 1 BB: 1 P: 9	R: 0 E: 0 K: 0 S: 3	H: 1 LOB: 0 BB: 0 P: 3	R: 0 E: 0 K: 0 S: 2	H: 0 LOB: 0 BB: 1 P: 6	R: 0 E: 0 K: 0 S: 4	H: 1 LOB: 2 BB: 1 P: 8	R: 0 E: 0 K: 0 S: 3	H: 1 LOB: 0 BB: 0 P: 3	R: 1 E: 0 K: 2 S: 9	H: 2 LOB: 1 BB: 0 P: 9	R: 0 E: 0 K: 0 S: 4	H: 1 LOB: 1 BB: 0 P: 4	1B: 8 2B: 2 3B: 1 HR: 0	SF: 1 SAC: 0 DP: 3 HBP: 0	WP: 1 PB: 0 SB: 3 CS: 0	PA: 38															
PITCHER	IP WLS BF H R ER SO BB IBB HBP BLK WP HR S P ERA WHIP																																				
Rich Robertson, R (1, 1) ERA: 3.52	7.2		33	9	3	3	3	4	0	0	0	1	0	35	51	3.52	1.696																				
Frank Linzy, R (8, 1) ERA: 2.7	1.1	W	5	1	0	0	1	0	0	0	0	0	0	7	7	0.00	0.750																				

livebaseballscorecards.com

AB	33
R	3
H	10
RBI	3
BB	4
SO	4
LOB	19



Batter	1	2	3	4	5	6	7	8	9
Bobby Bonds, R (1, 9) OBP: 0.467, SLG: 0.273	0-0 F9		0-3 K		4-0 BB 1B	4-0 1B BB		0-0 1-3 2-H 1B	
Al Gallagher, R (1, 5) OBP: 0.444, SLG: 0.647	0-0 F5		0-0 6-3		0-0 BB 1B	0-0 1-3 1B		0-0 G1	
Willie Mays, R (1, 8) OBP: 0.438, SLG: 0.333	4-0 BB		0-0 2B		4-0 1B BB	0-3 K		0-0 5-3	
Willie McCovey, L (1, 3) OBP: 0.412, SLG: 0.231	0-0 4-3		4-0 IBB		0-3 K		0-0 G3		
Ken Henderson, S (1, 7) OBP: 0.529, SLG: 0.538		0-0 2B 4-1 1B	0-0 4-1		0-0 BB 1B		0-0 L6-3 1B		
Dick Dietz, R (1, 2) OBP: 0.412, SLG: 0.875		0-0 4-1 1-3 2B		0-0 6-3	4-0 BB 1B		0-0 L6-3		
Tito Fuentes, S (1, 4) OBP: 0.125, SLG: 0.133		0-0 4-1		0-0 6-3	0-0 F6			0-0 1B 2B	
Ron Hunt, R (8, PH) OBP: 0.750, SLG: 1.000		2-3 3-H		0-0 6-3				1-0 1B HBP	
Hal Lanier, R (1, 6) OBP: 0.308, SLG: 0.182		0-3 K		0-0 4-3		0-0 5-3		0-0 1B	
Bob Burda, L (8, PH)									
Bob Heise, R (8, PR)									
Rich Robertson, R (1, 1)			0-3 K		0-0 6-3	0-3 K		0-0 B1	
Frank Linzy, R (8, 1)									

Inning Stats		R: 0	H: 0	E: 0	K: 0	S: 3	R: 1	H: 2	E: 0	K: 2	S: 9	R: 0	H: 1	E: 0	K: 1	S: 6	R: 0	H: 0	E: 0	K: 0	S: 3	R: 2	H: 2	E: 0	K: 1	S: 7	R: 0	H: 1	E: 0	K: 2	S: 8	R: 0	H: 1	E: 0	K: 0	S: 3	R: 1	H: 2	E: 0	K: 0	S: 5
LOB: 1		BB: 1		P: 7		LOB: 1		BB: 0		P: 9		LOB: 2		BB: 1		P: 10		LOB: 0		BB: 0		P: 3		LOB: 3		BB: 3		P: 19		LOB: 0		BB: 0		P: 3		LOB: 3		BB: 0		P: 6	
1B: 6		2B: 4		3B: 0		HR: 0		SF: 0		SAC: 0		DP: 1		HBP: 1		WP: 0		PA: 39		ERA		WHIP		ERA		WHIP		ERA		WHIP		ERA		WHIP		ERA		WHIP			

BOTTOM

Cincinnati Reds @ San Francisco Giants
Candlestick Park, San Francisco, CA

Fri Apr 10 1970, 9:05 PM EST
Att. 6,989 - Unknown

livebaseballscorecards.com

AB	32
R	4
H	9
RBI	4
BB	6
SO	6
LOB	23



Batter	1	2	3	4	5	6	7	8	9	AB R H RBI BB SO LOB	TOP	
Bobby Tolan, L (1, 8) OBP: 0.222, SLG: 0.462	0-0 F8		0-0 F8			0-0 F9		0-0 F6		4 0 0 0 0 0 0		
Tommy Helms, R (1, 4) OBP: 0.148, SLG: 0.115	0-0 5-3			0-0 G6-4-3 1B		0-0 1-3			0-0 F6	4 0 1 0 0 0 0		
Pete Rose, S (1, 9) OBP: 0.480, SLG: 0.474	4-0 FC6-4 BB			0-0 G6-4-3 1-2f		0-3 K			0-0 E6 1B FC5-2	3 0 0 0 1 1 1		
Tony Perez, R (1, 3) OBP: 0.458, SLG: 0.381	0-0 FC6-4 1-2f			0-0 1B			0-0 1-3		0-0 FC5-2 1B	4 0 2 0 0 0 1		
Johnny Bench, R (1, 2) OBP: 0.208, SLG: 0.375		0-3 K		0-0 F7			0-0 F7		0-0 FC5-2	4 0 0 0 0 1 3		
Bernie Carbo, L (1, 7) OBP: 0.500, SLG: 0.889 Clay Carroll, R (9, 1)		0-3 K			0-0 1-3		0-0 HR		0-3 K	4 1 1 1 0 2 2 0 0 0 0 0 0 0		
Jimmy Stewart, S (1, 5) OBP: 0.250, SLG: 0.143			0-0 F4		0-0 F7		0-0 4-3			3 0 0 0 0 0 0		
Dave Concepcion, R (1, 6) OBP: 0.227, SLG: 0.364			0-0 6-3		0-0 E5			0-0 6-3		3 0 0 0 0 0 0		
Jim Merritt, L (1, 1) OBP: 0.143, SLG: 0.143 Angel Bravo, L (9, 7) OBP: 1.000, SLG: 1.000			0-3 K		0-3 K			0-3 K		3 0 0 0 0 3 1 0 0 0 0 0 0 0		
Inning Stats	R: 0 E: 0 K: 0 S: 3 H: 0 LOB: 1 BB: 1 P: 7	R: 0 E: 0 K: 2 S: 7 H: 0 LOB: 0 BB: 0 P: 7	R: 0 E: 0 K: 1 S: 5 H: 0 LOB: 0 BB: 0 P: 5	R: 0 E: 0 K: 0 S: 4 H: 2 LOB: 1 BB: 0 P: 4	R: 0 E: 1 K: 1 S: 6 H: 0 LOB: 1 BB: 0 P: 6	R: 0 E: 0 K: 1 S: 5 H: 0 LOB: 0 BB: 0 P: 5	R: 1 E: 0 K: 0 S: 4 H: 1 LOB: 0 BB: 0 P: 4	R: 0 E: 0 K: 1 S: 5 H: 0 LOB: 0 BB: 0 P: 5	R: 0 E: 1 K: 1 S: 7 H: 1 LOB: 2 BB: 0 P: 7	1B: 3 2B: 0 3B: 0 HR: 1 SF: 0 SAC: 0 DP: 1 HBP: 0	WP: 0 PB: 0 SB: 0 CS: 0 PA: 33	
PITCHER Gaylord Perry, R (1, 1) ERA: 3.94	IP WLS BF H R ER SO BB IBB HBP BLK WP HR S P ERA WHIP	9.0 W 33 4 1 1 7 1 0 0 0 0 1 46 50 1.00 0.556										

Cincinnati Reds @ San Francisco Giants
Candlestick Park, San Francisco, CA
 Sat Apr 11 1970, 6:33 AM EST
 Att. 8,535 - Unknown

AB	32
R	1
H	4
RBI	1
BB	1
SO	7
LOB	8



Batter	1	2	3	4	5	6	7	8	9	AB	R	H	RBI	BB	SO	LOB
Bobby Bonds, R OBP: 0.421, SLG: 0.214 (1, 9) <small>SS</small>	0-3 K ①		0-0 5-3 ②		4-0 IBB		0-3 K ③			3	0	0	0	1	2	0
Al Gallagher, R OBP: 0.364, SLG: 0.524 (1, 5) <small>X</small>	0-0 F9 ②		0-0 4-3 ③		0-0 F7 ③			0-0 6-3 ①		4	0	0	0	0	0	3
Willie Mays, R OBP: 0.400, SLG: 0.313 (1, 8) <small>X</small>	0-0 1B			0-0 6-3 ①		0-0 F7 ①		0-0 6-3 ②		4	0	1	0	0	0	0
Willie McCovey, L OBP: 0.333, SLG: 0.176 (1, 3) <small>X</small>	0-0 F8 ③			0-3 K ②		0-3 K ②		0-0 4-3 ③		4	0	0	0	0	2	1
Ken Henderson, S OBP: 0.571, SLG: 0.647 (1, 7)		0-0 F9 3B 2B		0-0 6-3 ③		0-0 1B 1B			0-0 1B SH3 6-4-3 1B	4	2	3	0	0	0	0
Dick Dietz, R OBP: 0.400, SLG: 0.789 (1, 2)		0-0 F9 2-3			0-3 K ①	0-0 FC5-4 1B			0-0 SH3 ①	3	0	1	0	0	1	1
Tito Fuentes, S OBP: 0.211, SLG: 0.333 (1, 4)		0-0 K2-5-2 3B			0-0 SH3-4 1B	0-0 FC5-4 1B			0-0 6-4-3 IBB 1B	3	0	2	1	0	0	2
Ron Hunt, R OBP: 0.800, SLG: 1.000 (9, PH)									0-0 2-3 1B	1	0	1	0	0	0	0
Hal Lanier, R OBP: 0.313, SLG: 0.214 Bob Burda, L (9, PH)		0-3 K2-5-2 ③			0-0 SH3-4 1B				0-0 6-4-3 IBB	3	0	1	0	0	1	1
Gaylord Perry, R (1, 1)			0-0 F4 ①		0-0 SH3-4 ②				0-0 6-4-3 ②	3	0	0	1	0	1	2

Inning Stats	R: 0	H: 1	E: 0	K: 1	S: 6	R: 1	H: 2	E: 0	K: 1	S: 6	R: 0	H: 0	E: 0	K: 0	S: 3	R: 0	H: 0	E: 0	K: 1	S: 5	R: 0	H: 2	E: 0	K: 1	S: 7	R: 0	H: 2	E: 0	K: 2	S: 7	R: 0	H: 0	E: 0	K: 0	S: 3	R: 1	H: 2	E: 0	K: 0	S: 4	R: 0	H: 0	E: 0	K: 0	S: 3	R: 0	H: 0	E: 0	K: 0	S: 3	R: 0	H: 2	E: 0	K: 0	S: 4	1B: 7	2B: 2	3B: 1	HR: 0	SF: 0	SAC: 2	DP: 1	HBP: 0	WP: 0	PA: 36
--------------	------	------	------	------	------	------	------	------	------	------	------	------	------	------	------	------	------	------	------	------	------	------	------	------	------	------	------	------	------	------	------	------	------	------	------	------	------	------	------	------	------	------	------	------	------	------	------	------	------	------	------	------	------	------	------	-------	-------	-------	-------	-------	--------	-------	--------	-------	--------

PITCHER	IP	WLS	BF	H	R	ER	SO	BB	IBB	HBP	BLK	WP	HR	S	P	ERA	WHIP
Jim Merritt, L ERA: 1.56 (1, 1)	8.1	L	33	8	2	2	7	0	0	0	0	0	0	46	50	2.16	0.960
Clay Carroll, R ERA: (9, 1)	0.1		3	1	0	0	0	0	1	0	0	0	0	2	6	0.00	3.000

BOTTOM

Cincinnati Reds @ San Francisco Giants
Candlestick Park, San Francisco, CA
Sat Apr 11 1970, 6:33 AM EST
Att. 8,535 - Unknown

livebaseballscorecards.com

AB	32
R	2
H	9
RBI	2
BB	2
SO	7
LOB	10



Batter	1	2	3	4	5	6	7	8	9	AB R H RBI BB SO LOB	TOP																					
Bobby Tolan, L (1, 8) OBP: 0.226, SLG: 0.433	0-3 K		0-3 K		0-0 FC5-4 1B		0-0 SH 1B SH5-4 1B		0-0 F8	4 1 1 0 0 2 0	Cincinnati Reds @ San Francisco Giants Candlestick Park, San Francisco, CA Sun Apr 12 1970, 6:33 AM EST Unknown livebaseballscorecards.com																					
Tommy Helms, R (1, 4) OBP: 0.129, SLG: 0.100	0-0 4-3		0-0 F8		0-0 F7		0-0 SH5-4		0-0 F9	4 0 0 0 0 0 1																						
Pete Rose, S (1, 9) OBP: 0.500, SLG: 0.455	4-0 HR BB		0-0 6-3		0-0 FC5-4 1-2f		4-0 1B 1B G1-2-3 IBB		0-0 1B 1B	3 2 1 0 2 0 1																						
Tony Perez, R (1, 5) OBP: 0.552, SLG: 0.720	0-0 1-H HR			0-0 HR	4-0 FC6-4 IBB		0-0 1B 1B		0-0 1B 1B	4 2 4 4 1 0 0																						
Johnny Bench, R (1, 3) OBP: 0.241, SLG: 0.379	0-0 F9			0-3 K	0-0 FC6-4 1-2f		0-0 1B		0-0 1B	5 0 2 2 0 1 2																						
Hal McRae, R (1, 7) OBP: 0.222, SLG: 0.222		0-0 E6 5-3 5-3		0-0 F4		0-0 5-3	0-0 G1-2-3 3-Hf		0-3 K	4 0 0 0 0 0 3																						
Jimmy Stewart, S (7, 7) OBP: 0.222, SLG: 0.125										1 0 0 0 0 1 2																						
Pat Corrales, R (1, 2) OBP: 0.091, SLG: 0.091			0-0 5-3		0-1 CI WP 1B		0-0 F2		0-0 G4-6-3 1B	3 0 1 0 0 0 1																						
Dave Concepcion, R (1, 6) OBP: 0.231, SLG: 0.346			0-0 5-3		0-0 WP 1B		0-0 F8		0-0 G4-6-3 1-2f	4 0 1 0 0 0 2																						
Jim Maloney, L (1, 1) Tony Cloninger, R (8, 1) Clay Carroll, R (8, 1) Don Gullett, R (9, 1) Wayne Granger, R (9, 1) Bernie Carbo, L (9, 7) OBP: 0.500, SLG: 0.889		0-3 K		0-0 6-3	0-0 1-2 2-3		0-0 SH5-4 1B		0-0 4-3	1 0 0 0 0 1 1 3 1 1 0 0 0 2 0																						
Inning Stats	R: 2 E: 0 K: 1 S: 6	H: 1 LOB: 0 BB: 1 P: 10	R: 0 E: 1 K: 1 S: 6	H: 0 LOB: 1 BB: 0 P: 6	R: 0 E: 0 K: 1 S: 5	H: 0 LOB: 0 BB: 0 P: 5	R: 1 E: 1 K: 1 S: 8	H: 2 LOB: 2 BB: 0 P: 8	R: 0 E: 1 K: 0 S: 4	H: 0 LOB: 0 BB: 0 P: 3	R: 2 E: 1 K: 0 S: 6	H: 3 LOB: 2 BB: 1 P: 10	R: 0 E: 0 K: 0 S: 3	H: 1 LOB: 0 BB: 0 P: 3	R: 1 E: 0 K: 1 S: 8	H: 3 LOB: 2 BB: 0 P: 8	1B: 9 2B: 0 3B: 0 HR: 2	SF: 0 SAC: 2 DP: 2 HBP: 0	WP: 1 PB: 0 SB: 0 CS: 0	PA: 42												
PITCHER Mike McCormick, L (1, 1) ERA: 4.73 Frank Linzy, R (7, 1) ERA: 3.0	IP 6.1	WLS L	BF 30	H 5	R 5	ER 4	SO 4	BB 1	IBB 2	HBP 0	BLK 0	WP 1	HR 2	S 35	P 47	ERA 5.68	WHIP 0.947															
											PITCHER	IP 2.2	WLS L	BF 12	H 6	R 1	ER 1	SO 1	BB 0	IBB 0	HBP 0	BLK 0	WP 0	HR 0	S 14	P 14	ERA 3.38	WHIP 2.250				



Batter	1	2	3	4	5	6	7	8	9	AB	R	H	RBI	BB	SO	LOB
Bobby Bonds, R OBP: 0.375, SLG: 0.368 (1, 9)	0-0 1-3		0-0 HR	0-3 K			0-0 6-3		0-3 K	5	1	1	1	0	2	0
Al Gallagher, R OBP: 0.444, SLG: 0.654 (1, 5)	0-0 2B		0-0 BB 1B FC4-6 1B	0-0 1-3			0-0 2B		0-0 BB BB E 1B	5	2	4	0	0	0	0
Willie Mays, R OBP: 0.417, SLG: 0.350 Bob Taylor, L (8, 7)	0-0 F8		0-0 BB E 1B				0-0 1-3		4-0 BB E BB	4	1	2	0	0	0	2
Willie McCovey, L OBP: 0.423, SLG: 0.167 (1, 3)	4-0 BB		4-0 FC4-6 BB				4-0 G6-3 BB		4-0 E BB	1	0	0	0	4	1	1
Ken Henderson, S OBP: 0.500, SLG: 0.545 (1, 7) (8, 8)	0-0 G3		0-0 FC4-6 BB BB				0-0 F5		0-0 WP WP 1B	5	0	1	1	0	0	6
Dick Dietz, R OBP: 0.440, SLG: 0.773 (1, 2)			4-0 L4-6 BB				0-0 G6-3		0-3 K	3	0	1	0	2	1	3
Tito Fuentes, S OBP: 0.227, SLG: 0.300 Ron Hunt, R OBP: 0.571, SLG: 0.714 (8, PH) (9, 4)			4-0 BB				0-0 4-3		0-0 F3	2	0	0	0	1	0	1
Hal Lanier, R OBP: 0.263, SLG: 0.176 Bob Burda, L (8, PH) Bob Heise, R (9, 6)			1-2 2-3 BB				0-0 3-1		0-0 F8	2	0	0	0	0	0	4
Mike McCormick, L (1, 1) Frank Linzy, R (7, 1) Jim Davenport, R (9, PH)			0-0 L4-6				0-0 G3		0-0 G3	3	0	0	0	0	0	4
			0-3 K				0-0 1-3		0-0 6-3	3	0	0	0	0	1	1
										0	0	0	0	0	0	0
										1	0	0	0	0	0	0

Inning Stats	R: 0	H: 1	E: 0	LOB: 2	K: 0	BB: 1	S: 4	R: 0	H: 1	E: 0	LOB: 1	K: 1	BB: 0	S: 6	R: 3	H: 3	E: 1	LOB: 2	K: 0	BB: 3	S: 5	R: 0	H: 0	E: 0	LOB: 0	K: 1	BB: 0	S: 5	R: 0	H: 1	E: 0	LOB: 1	K: 0	BB: 1	S: 3	R: 0	H: 0	E: 0	LOB: 0	K: 0	BB: 0	S: 3	R: 0	H: 1	E: 0	LOB: 1	K: 1	BB: 0	S: 6	R: 0	H: 1	E: 0	LOB: 1	K: 1	BB: 0	S: 6	R: 2	H: 1	E: 1	LOB: 3	K: 1	BB: 3	S: 7	1B: 5	SF: 0	2B: 4	SAC: 0	3B: 0	DP: 2	HR: 1	HBP: 0
--------------	------	------	------	--------	------	-------	------	------	------	------	--------	------	-------	------	------	------	------	--------	------	-------	------	------	------	------	--------	------	-------	------	------	------	------	--------	------	-------	------	------	------	------	--------	------	-------	------	------	------	------	--------	------	-------	------	------	------	------	--------	------	-------	------	------	------	------	--------	------	-------	------	-------	-------	-------	--------	-------	-------	-------	--------

PITCHER	IP	WLS	BF	H	R	ER	SO	BB	IBB	HBP	BLK	WP	HR	S	P	ERA	WHIP
Jim Maloney, R ERA: 11.57 (1, 1)	2.1		16	5	3	3	1	4	0	0	0	0	1	14	30	11.57	3.857
Tony Cloninger, R ERA: (3, 1)	4.2	W	16	3	0	0	2	1	0	0	0	0	0	19	23	0.00	0.857
Clay Carroll, R ERA: (8, 1)	1.2		7	1	2	0	2	1	0	0	0	2	0	10	14	0.00	1.200
Don Gullett, L ERA: (9, 1)	0.0		2	0	0	0	0	1	0	0	0	0	0	1	5	∞	∞
Wayne Granger, R ERA: 3.86 (9, 1)	0.1	S	2	0	0	0	0	1	0	0	0	0	0	1	5	0.00	3.000

BOTTOM

Cincinnati Reds @ San Francisco Giants
Candlestick Park, San Francisco, CA

Sun Apr 12 1970, 6:33 AM EST
Unknown

AB	35
R	5
H	9
RBI	2
BB	8
SO	5
LOB	23

WP	HR	S	P	ERA	WHIP
2	1	14	30	11.57	3.857
0	0	19	23	0.00	0.857
0	0	10	14	0.00	1.200
0	0	1	5	∞	∞
0	0	1	5	0.00	3.000

Batter	1	2	3	4	5	6	7	8	9	AB R H RBI BB SO LOB	TOP	
Bobby Tolan, L OBP: 0.250, SLG: 0.514 (1, 8) X	0-0 HR		0-0 ① 4-3		0-0 ② F9		0-0 ② F7		0-0 FC6-4 1B	5 1 2 2 0 0 2	Cincinnati Reds @ San Francisco Giants Candlestick Park, San Francisco, CA Sun Apr 12 1970, 6:38 AM EST Att: 31,731 - Unknown livebaseballscorecards.com	
Tommy Helms, R OBP: 0.139, SLG: 0.114 (1, 4) X	0-0 1B 1B		0-0 ② 5-3		0-0 ③ F8		0-0 ③ F9		0-0 ③ FC6-4 1-2f	5 0 1 0 0 0 3		
Pete Rose, S OBP: 0.485, SLG: 0.480 (1, 9) X	0-0 ① F4		0-1 CI			0-0 3B 2B		0-3 ① K		3 1 1 0 0 1 1		
Tony Perez, R OBP: 0.515, SLG: 0.643 (1, 3) X	0-0 ② F9		0-0 ③ F9			4-0 3B BB		0-0 ② F3		3 1 0 0 1 0 2		
Johnny Bench, R OBP: 0.273, SLG: 0.455 (1, 2) X	0-0 1-2 1B			0-0 ① F7		0-0 1-H 2-H CS 3B		0-0 ③ 6-3		4 0 2 2 0 0 0		
Hal McRae, R OBP: 0.182, SLG: 0.182 Bernie Carbo, L OBP: 0.455, SLG: 0.800 (1, 7) S S S (6, PH) (6, 7)	0-3 ③ K			0-0 ② F8		0-0 ① 6-3		0-3 ① K		2 0 0 0 0 1 2 2 0 0 0 0 1 1		
Woody Woodward, R OBP: 0.250, SLG: 0.250 (1, 5) X		0-0 ① 6-3		0-0 ③ 4-3		0-3 ③ K 3-H		0-0 2B 1B		4 1 1 0 0 1 1		
Darrel Chaney, S OBP: 0.400, SLG: 0.600 (1, 6) X		0-0 ② 6-3			0-3 ① K		0-3 ① K		0-0 4-3 1-H 1B 2B	4 1 1 1 0 2 0		
Gary Nolan, R OBP: 0.250, SLG: 0.143 Wayne Granger, R (9, 1) X		0-3 ③ K			0-0 1B		4-0 BB BB		0-0 ② 4-3 2-3	3 0 1 0 1 1 1 0 0 0 0 0 0 0		
Inning Stats	R: 1 E: 0 K: 1 S: 8 H: 3 LOB: 2 BB: 0 P: 8	R: 0 E: 0 K: 1 S: 5 H: 0 LOB: 0 BB: 0 P: 5	R: 0 E: 1 K: 0 S: 4 H: 0 LOB: 1 BB: 0 P: 4	R: 0 E: 0 K: 0 S: 3 H: 0 LOB: 0 BB: 0 P: 3	R: 0 E: 0 K: 1 S: 6 H: 1 LOB: 1 BB: 0 P: 6	R: 2 E: 0 K: 1 S: 6 H: 2 LOB: 0 BB: 1 P: 10	R: 0 E: 0 K: 1 S: 5 H: 0 LOB: 1 BB: 1 P: 9	R: 0 E: 0 K: 1 S: 5 H: 0 LOB: 0 BB: 0 P: 5	R: 2 E: 0 K: 1 S: 8 H: 3 LOB: 1 BB: 0 P: 8	1B: 5 2B: 2 3B: 1 HR: 1 SF: 0 SAC: 0 DP: 0 HBP: 0	WP: 0 PB: 0 SB: 0 CS: 1 PA: 38	
PITCHER Ron Bryant, L ERA: 3.86 (1, 1) Frank Linzy, R ERA: 2.25 (6, 1) Don McMahon, R ERA: 5.4 (8, 1)	IP 5.0 WLS L BF 23 H 6 R 3 ER 3 SO 3 BB 1 IBB 0 HBP 0 BLK 0 WP 0 HR 1 S 28 P 32 ERA 5.40 WHIP 1.400											PITCHER IP WLS BF H R ER SO BB IBB HBP BLK WP HR S P ERA WHIP

AB	35
R	5
H	9
RBI	5
BB	2
SO	7
LOB	13



Batter	1	2	3	4	5	6	7	8	9	AB	R	H	RBI	BB	SO	LOB
Bob Heise, R (1, 6) x	0-0 F8 ①		x 0-0 F8 ②		x 0-0 SH 1B 1-2		x 0-0 F4 ②		x 0-0 1-3 ③	4	0	0	0	0	0	2
Ron Hunt, R (1, 4) OBP: 0.455, SLG: 0.545 x	0-0 1B		x 0-0 F8 ③		x 0-0 F8 ① ②		x 0-0 F9 ③			4	0	1	0	0	0	3
Ken Henderson, S (1, 8) OBP: 0.533, SLG: 0.560 S S S	0-3 K ②			B B B B 4-0	x 0-0 1B 1B FC3-6 BB 1-2		x 0-0 1B 1-2		x 0-0 G4-6-3 1B	3	1	2	0	1	1	1
Willie McCovey, L (1, 3) OBP: 0.367, SLG: 0.136 x	0-0 F5 ③		x 0-0 F5 ①		x 0-0 1-3 ③			x 0-0 G4-6-3 ① ②		4	0	0	0	0	0	5
Bobby Bonds, R (1, 9) OBP: 0.357, SLG: 0.348 x		0-0 6-3 ①		x 0-0 FC3-6 1B 1-2 1B		x 0-0 F9 ①		0-3 K ③		4	0	1	0	0	1	0
Al Gallagher, R (1, 5) OBP: 0.484, SLG: 0.667 x		0-0 1B		x 0-0 FC3-6 1B 1-2 2-3		x 0-0 F8 ②		x 0-0 FC3-6 1B G3 1B		4	1	3	0	0	0	0
Bob Taylor, L (1, 7) OBP: 0.429, SLG: 0.200 x		0-0 F6 ②		x 0-0 FC3-6 1-2 2-3 3-H		x 0-0 F7 ③		x 0-0 FC3-6 1B 1-2		4	0	1	1	0	0	3
Russ Gibson, R (1, 2) x		0-0 F8 ③		x 0-0 6-3 ③		x 0-0 F3 ①		x 0-0 FC3-6 G3 1-2 2-3		4	0	0	0	0	0	5
Ron Bryant, S (1, 1) OBP: 0.500, SLG: 0.500 Frank Linzy, R (6, 1) Don Mason, L (7, PH) Don McMahon, R (8, 1) Bob Burda, L (9, PH)			x 0-0 5-3 ①		x 0-0 F8 SH 1B		B B B B 4-0		x 0-0 G3 1-2 3-H	2	0	1	0	0	0	0

Inning Stats	R: 0	H: 1	E: 0	LOB: 1	K: 1	BB: 0	S: 6	P: 6	R: 0	H: 1	E: 0	LOB: 1	K: 0	BB: 0	S: 4	P: 4	R: 0	H: 0	E: 0	LOB: 0	K: 0	BB: 0	S: 3	P: 3	R: 1	H: 2	E: 0	LOB: 2	K: 0	BB: 1	S: 5	P: 9	R: 0	H: 2	E: 0	LOB: 2	K: 0	BB: 0	S: 5	P: 5	R: 0	H: 0	E: 0	LOB: 0	K: 0	BB: 0	S: 3	P: 3	R: 0	H: 0	E: 0	LOB: 1	K: 0	BB: 1	S: 3	P: 7	R: 0	H: 1	E: 0	LOB: 0	K: 1	BB: 0	S: 5	P: 5	R: 1	H: 2	E: 0	LOB: 1	K: 0	BB: 0	S: 5	P: 5	1B: 9	SF: 0	2B: 0	SAC: 1	3B: 0	DP: 1	HR: 0	HBP: 0	WP: 0	PA: 37
PITCHER	IP	WLS	BF	H	R	ER	SO	BB	IBB	HBP	BLK	WP	HR	S	P	ERA	WHIP																																																																	
Gary Nolan, R (1, 1) ERA: 1.06	8.0	W	34	9	2	2	2	2	0	0	0	0	0	36	44	2.25	1.375																																																																	
Wayne Granger, R (9, 1) ERA: 2.7	1.0	S	3	0	0	0	0	0	0	0	0	0	0	3	3	0.00	0.000																																																																	

BOTTOM

Cincinnati Reds @ San Francisco Giants
Candlestick Park, San Francisco, CA
Sun Apr 12 1970, 6:38 AM EST
Att. 31,731 - Unknown

livebaseballscorecards.com

AB	34
R	2
H	9
RBI	2
BB	2
SO	2
LOB	20



Batter	1	2	3	4	5	6	7	8	9	AB R H RBI BB SO LOB	TOP									
Bobby Bonds, R (1, 9) OBP: 0.333, SLG: 0.357	0-0 3-1 2B	0-0 G6-4-3		0-3 K			0-3 K		0-0 6-3	5 0 1 0 0 2 3										
Ron Hunt, R (1, 4) OBP: 0.375, SLG: 0.438	0-0 3-1 2-3		0-0 F8		0-0 BB 1B		0-0 5-3		0-0 F9	5 1 1 0 0 0 1										
Willie Mays, R (1, 8) OBP: 0.407, SLG: 0.391 Bob Burda, L (5, 3) OBP: 0.600, SLG: 0.333	0-0 F3		0-0 1-3-1 1B 2B		0-0 F8		0-0 1B			3 1 1 0 0 0 2 1 0 1 0 0 0 0										
Willie McCovey, L (1, 3) OBP: 0.364, SLG: 0.125 Steve Whitaker, L (5, 7) OBP: 0.571, SLG: 0.667	0-0 3-1		0-0 1-3-1 2-3		4-0 BB 1-2 1B BB		0-0 F8			2 0 0 0 1 0 2 1 0 0 0 0 0 1										
Ken Henderson, S (1, 7) OBP: 0.559, SLG: 0.621 (5, 8)		0-0 1B 2B	0-0 E 1B		0-0 G4-6-3 1-2 2-H 1B		0-3 K			4 1 3 2 0 1 0										
Al Gallagher, R (1, 5) OBP: 0.457, SLG: 0.606		4-0 BB G3 1B BB	0-0 E4 1-2		0-0 G4-6-3 1-2f		0-0 F4			3 0 0 0 1 0 3										
Dick Dietz, R (1, 2) OBP: 0.483, SLG: 0.760 Bob Taylor, L (8, 2) OBP: 0.429, SLG: 0.200		0-0 1-2 2-H G3 1B	0-0 3-1		4-0 BB G4-6-3 BB		0-0 FC6-4 1B			3 0 2 1 1 0 2 0 0 0 0 0 0 0										
Bob Heise, R (1, 6)		0-0 G3 1-2 2-3		0-0 5-3		0-0 G4-6-3 1-2f		0-0 FC6-4		4 0 0 0 0 0 4										
Frank Reberger, L (1, 1) Jim Johnson, L (1, 1) Ron Bryant, S (4, 1) OBP: 0.333, SLG: 0.333 Don Mason, L (9, PH)		4-0 BB G6-4-3 BB	0-3 K		0-0 1-3		0-0 3-1			0 0 0 0 0 0 0 1 0 0 0 1 1 0 1 0 0 0 0 0 0 1 0 0 0 0 0 0										
Inning Stats	R: 0 E: 0 K: 0 S: 4	H: 1 LOB: 1 BB: 0 P: 4	R: 1 E: 0 K: 0 S: 4	H: 2 LOB: 2 BB: 2 P: 12	R: 1 E: 1 K: 0 S: 6	H: 2 LOB: 2 BB: 0 P: 6	R: 0 E: 0 K: 2 S: 7	H: 0 LOB: 0 BB: 0 P: 7	R: 1 E: 0 K: 0 S: 4	H: 2 LOB: 1 BB: 1 P: 8	R: 0 E: 0 K: 0 S: 2	H: 0 LOB: 0 BB: 1 P: 6	R: 0 E: 0 K: 1 S: 6	H: 1 LOB: 1 BB: 0 P: 6	R: 0 E: 0 K: 1 S: 3	H: 0 LOB: 0 BB: 0 P: 3	1B: 6 2B: 3 3B: 0 HR: 0	SF: 0 SAC: 0 DP: 3 HBP: 0	WP: 0 PB: 0 SB: 0 CS: 0	PA: 38
PITCHER	IP WLS BF H R ER SO BB IBB HBP BLK WP HR S P ERA WHIP																			
Pat Jarvis, R (1, 1) ERA: 1.93 Bob Priddy, R (6, 1) ERA:	5.0 W 25 7 3 3 2 4 0 0 0 0 0 0 25 41 5.40 2.200																			
	4.0 S 13 2 0 0 2 0 0 0 0 0 0 0 17 17 0.00 0.500																			

San Francisco Giants @ Atlanta Braves
Atlanta Stadium, Atlanta, GA
Mon Apr 13 1970, 6:05 PM EST
Att: 37,181 - Unknown

livebaseballscorecards.com

AB	34
R	3
H	9
RBI	3
BB	4
SO	4
LOB	18



Batter	1	2	3	4	5	6	7	8	9
Sonny Jackson, L (1, 6) OBP: 0.387, SLG: 0.444	0-0 HR 2B	0-0 SH1-3		0-0 F7	0-0 6-3			0-0 F7	
Felix Millan, R (1, 4) OBP: 0.367, SLG: 0.467	0-0 B1-3	0-0 P3		0-0 1B 1B 1B		0-0 F8		0-3 K	
Hank Aaron, R (1, 9) OBP: 0.663, SLG: 0.885	0-0 HR	0-0 F6		0-0 1B 1B		4-0 1B BB		0-0 5-3	
Rico Carty, R (1, 7) OBP: 0.433, SLG: 0.680 Mike Lum, L (7, 7) OBP: 0.250, SLG: 0.250	4-0 1B BB		0-0 F9	0-0 3B 1B		0-0 1-2 1B			
Orlando Cepeda, R (1, 3) OBP: 0.448, SLG: 0.769	0-0 1B SF9 1B		0-0 G3 1B	4-0 3B IBB		0-3 K			
Tony Gonzalez, L (1, 8) OBP: 0.310, SLG: 0.481	0-0 FC6-4 1B		0-0 G3	0-0 3B		0-0 1-3			
Clete Boyer, R (1, 5) OBP: 0.107, SLG: 0.083	0-0 SF9		0-0 F3	0-0 5-3			0-0 4-3		
Bob Tillman, R (1, 2) OBP: 0.238, SLG: 0.429	0-0 FC6-4		0-0 F4	0-3 K		0-0 F9			
Pat Jarvis, R (1, 1) OBP: 0.250, SLG: 0.250 Bob Priddy, R (6, 1)		0-0 SH1-3 1B		0-0 1B 1B		0-3 F8 K			

Inning Stats	R: 4 E: 0 K: 0 S: 7	H: 4 LOB: 1 BB: 1 P: 11	R: 0 E: 0 K: 0 S: 4	H: 1 LOB: 1 BB: 0 P: 4	R: 0 E: 0 K: 0 S: 4	H: 1 LOB: 1 BB: 0 P: 4	R: 5 E: 0 K: 0 S: 8	H: 5 LOB: 1 BB: 1 P: 12	R: 0 E: 0 K: 1 S: 5	H: 0 LOB: 0 BB: 0 P: 5	R: 0 E: 0 K: 1 S: 6	H: 1 LOB: 2 BB: 1 P: 10	R: 0 E: 0 K: 1 S: 5	H: 0 LOB: 0 BB: 0 P: 5	R: 0 E: 0 K: 1 S: 5	H: 0 LOB: 0 BB: 0 P: 5
--------------	------------------------------	----------------------------------	------------------------------	---------------------------------	------------------------------	---------------------------------	------------------------------	----------------------------------	------------------------------	---------------------------------	------------------------------	----------------------------------	------------------------------	---------------------------------	------------------------------	---------------------------------

PITCHER	IP	WLS	BF	H	R	ER	SO	BB	IBB	HBP	BLK	WP	HR	S	P	ERA	WHIP
Frank Reberger, R (1, 1) ERA: 7.11	0.1	L	6	4	4	4	0	1	0	0	0	0	1	5	9	108.00	15.000
Jim Johnson, L (1, 1) ERA: 13.5	3.1		18	7	5	5	0	0	1	0	0	0	0	17	21	13.50	2.100
Ron Bryant, L (4, 1) ERA: 2.38	4.1		15	1	0	0	4	1	0	0	0	0	0	22	26	0.00	0.462

BOTTOM

San Francisco Giants @ Atlanta Braves
Atlanta Stadium, Atlanta, GA

Mon Apr 13 1970, 6:05 PM EST
Att. 37,181 - Unknown

AB	R	H	RBI	BB	SO	LOB
4	1	1	0	0	0	1
5	1	1	0	0	1	2
4	2	2	3	1	0	1
3	2	2	2	1	0	0
0	0	0	0	0	0	0
3	2	2	0	1	1	2
4	0	2	3	0	0	3
3	0	0	1	0	0	2
4	0	0	0	0	1	1
3	1	2	0	0	0	0
1	0	0	0	0	1	0

livebaseballscorecards.com

AB	34
R	9
H	12
RBI	9
BB	3
SO	4
LOB	12

WP: 0 PA: 39
PB: 0
SB: 0
CS: 0



Batter	1	2	3	4	5	6	7	8	9	AB R H RBI BB SO LOB	TOP																								
Bobby Bonds, R (1, 9) OBP: 0.385, SLG: 0.355	0-3 K		4-0 1B BB	0-0 2B 1B	0-0 6-3		4-0 BB		4-0 HR BB	3 3 1 1 3 1 0																									
Ron Hunt, R (1, 4) OBP: 0.364, SLG: 0.409	0-0 1B		0-0 1B BB	F6	F6		0-3 K		0-0 F4	6 1 2 0 0 1 5																									
Ken Henderson, S (1, 8) OBP: 0.625, SLG: 0.758	0-0 BB 1B		4-0 1B HR BB	2B SF9 1B				4-0 HR BB	0-0 HR	4 4 4 4 2 0 0																									
Willie McCovey, L (1, 3) OBP: 0.385, SLG: 0.310	4-0 1-2 BB		0-3 K	SF9 1B 2B	1-3			0-0 HR	0-0 F3	5 2 2 3 1 1 4																									
Steve Whitaker, L (1, 7) OBP: 0.308, SLG: 0.364	0-3 K		0-3 K	SF9		0-3 K		0-3 K	0-3 K	5 0 0 1 0 5 6																									
Al Gallagher, R (1, 5) OBP: 0.500, SLG: 0.611	0-0 3-1		0-0 HR 1B	BB 1B BB		0-0 G6-4-3 1B		4-0 G6-4-3 BB		3 1 2 2 2 0 3																									
Dick Dietz, R (1, 2) OBP: 0.471, SLG: 0.800		0-0 5-3	0-0 HR	1-2 2-H 3-H 1B	0-0 BB 1B	0-0 G6-4-3		0-0 G6-4-3		5 1 2 4 0 0 2																									
Bob Heise, R (1, 6) OBP: 0.231, SLG: 0.091		0-0 5-3	0-3 K	1-2 2-3 BB FC6-4		0-0 G4-6-3 1B			4-0 BB HR BB	3 1 1 0 2 1 0																									
Rich Robertson, R (1, 1) Frank Reberger, L (2, 1) Bob Taylor, L (4, PH) Frank Linzy, R (4, 1) Don Mason, L (7, PH) Don McMahon, R (7, 1)		0-3 K		0-0 1B 2B FC6-4			0-0 G4-6-3		4-0 HR BB	1 0 0 0 0 1 0 1 1 1 0 0 0 0 1 0 0 0 0 0 3 0 0 0 0 0 0 0 1 0 0 0 0 0 1 0 1 0 0 1 0 0																									
Inning Stats	R: 0 E: 0 K: 2 S: 9	H: 2 LOB: 3 BB: 1 P: 13	R: 0 E: 0 K: 1 S: 5	H: 0 LOB: 0 BB: 0 P: 5	R: 5 E: 0 K: 3 S: 12	H: 3 LOB: 0 BB: 2 P: 20	R: 4 E: 0 K: 0 S: 8	H: 5 LOB: 3 BB: 2 P: 16	R: 0 E: 0 K: 1 S: 5	H: 1 LOB: 1 BB: 0 P: 5	R: 0 E: 0 K: 1 S: 5	H: 1 LOB: 1 BB: 1 P: 9	R: 2 E: 0 K: 1 S: 5	H: 1 LOB: 0 BB: 2 P: 13	R: 4 E: 0 K: 1 S: 6	H: 1 LOB: 0 BB: 3 P: 18	1B: 10 2B: 2 3B: 0 HR: 3	SF: 1 SAC: 0 DP: 3 HBP: 0	WP: 0 PB: 0 SB: 0 CS: 0	PA: 50															
PITCHER	IP WLS BF H R ER SO BB IBB HBP BLK WP HR S P ERA WHIP																																		
Jim Nash, R (1, 1) ERA: 4.63	2.2	16	5	5	5	5	3	0	0	0	0	1	23	35	16.88	3.000																			
Rick Kester, R (3, 1) ERA: 9.64	0.2	5	3	3	3	1	0	0	0	0	0	0	7	7	40.50	4.500																			
Hoyt Wilhelm, R (4, 1) ERA: 6.35	3.2	18	5	2	2	2	4	0	0	0	0	0	18	34	4.91	2.455																			
Larry Jaster, L (8, 1) ERA: 3.18	0.1	3	1	1	1	1	1	0	0	0	0	1	4	8	27.00	6.000																			
Gary Neibauer, R (8, 1) ERA: 40.5	0.2	L 4	0	3	3	0	3	0	0	0	0	0	1	13	40.50	4.500																			
PITCHER	IP WLS BF H R ER SO BB IBB HBP BLK WP HR S P ERA WHIP																																		
Milt Pappas, R (9, 1) ERA: 13.5	1.0	4	1	1	1	1	0	0	0	0	0	0	6	6	9.00	1.000																			

San Francisco Giants @ Atlanta Braves
Atlanta Stadium, Atlanta, GA

AB	38
R	15
H	15
RBI	15
BB	11
SO	10
LOB	24



Tue Apr 14 1970, 6:05 PM EST
Att: 11,350 - Unknown

Batter	1	2	3	4	5	6	7	8	9	10	AB R H RBI BB SO LOB	TOP												
Bobby Bonds, R OBP: 0.400, SLG: 0.343 (1, 9) X	0-0 5-3	0-0 S 1B		4-0 WP S 1B BB		4-0 L6-4 S BB		0-0 5-3		0-0 F9	4 1 1 1 2 0 1	San Francisco Giants @ Houston Astros Astrodome, Houston, TX Wed Apr 15 1970, 7:05 PM EST Att. 11,174 - Unknown												
Al Gallagher, R OBP: 0.489, SLG: 0.600 (1, 5) X	0-0 2B	0-0 F9		4-0 1B HR BB		0-0 5-3		0-0 F9		0-0	4 1 1 0 1 0 3													
Ken Henderson, S OBP: 0.600, SLG: 0.711 (1, 8) X	0-0 F5		0-0 K BB 1B	0-0 HR 1B		0-0 L6-4		0-0 G3		0-0	5 1 2 1 0 0 2													
Willie McCovey, L OBP: 0.409, SLG: 0.406 (1, 3) B	4-0 BB		4-0 1B BB	0-0 1-H 3-H HR			0-0 F5		0-0 F5		3 1 1 3 2 0 0													
Steve Whitaker, L OBP: 0.222, SLG: 0.250 (1, 7) S	0-3 K		0-3 K	0-0 F3			0-0 F9		0-0 F7		5 0 0 0 0 2 4													
Dick Dietz, R OBP: 0.487, SLG: 0.853 (1, 2) S			0-0 K	0-3 K			0-0 HR		0-0 5-3		4 1 2 1 1 1 0													
Tito Fuentes, S OBP: 0.296, SLG: 0.304 (1, 4) B			4-0 1B BB	0-0 F9		0-0 F3		0-0 1B 1B		4-0 4-3 SH3 BB	3 1 1 0 2 0 2													
Bob Heise, R OBP: 0.353, SLG: 0.214 (1, 6) X			0-0 1B 1-2 2-H 1B	0-0 5-3	4-0 FC6-4 BB		0-0 1B		0-0 SH3		3 0 2 0 1 0 0													
Gaylord Perry, R (1, 1)			0-3 K	0-3 K	0-0 FC6-4		0-3 K		0-0 4-3		4 0 0 0 0 3 5													
Bob Burda, L OBP: 0.500, SLG: 0.250 (10, PH)					1-2					2-3	1 0 0 0 0 0 1													
Ron Bryant, S OBP: 0.333, SLG: 0.333 (10, 1)											0 0 0 0 0 0 0													
Inning Stats	R: 0 E: 0 K: 1 S: 6	H: 1 LOB: 2 BB: 1 P: 10	R: 1 E: 0 K: 1 S: 6	H: 2 LOB: 2 BB: 2 P: 14	R: 0 E: 0 K: 1 S: 6	H: 2 LOB: 2 BB: 1 P: 10	R: 4 E: 0 K: 1 S: 7	H: 2 LOB: 0 BB: 2 P: 15	R: 0 E: 0 K: 1 S: 5	H: 0 LOB: 1 BB: 1 P: 9	R: 0 E: 0 K: 0 S: 2	H: 0 LOB: 0 BB: 1 P: 6	R: 1 E: 0 K: 1 S: 8	H: 3 LOB: 2 BB: 0 P: 8	R: 0 E: 0 K: 0 S: 3	H: 0 LOB: 0 BB: 0 P: 3	R: 0 E: 0 K: 0 S: 3	H: 0 LOB: 0 BB: 0 P: 3	R: 0 E: 0 K: 0 S: 3	H: 0 LOB: 1 BB: 1 P: 7	1B: 7 2B: 2 3B: 0 HR: 2	SF: 0 SAC: 1 DP: 1 HBP: 0	WP: 2 PB: 0 SB: 3 CS: 0	PA: 46
PITCHER	IP WLS BF H R ER SO BB IBB HBP BLK WP HR S P ERA WHIP																							
Tom Griffin, R ERA: 10.13 (1, 1)	3.2		7	5	5	4	6	0	0	0	2	0	0	0	0	12.27	3.545							
Jack Billingham, R ERA: 8.44 (4, 1)	2.1	8	0	0	0	1	2	0	0	0	0	0	8	16	0.00	0.857								
Jack Dilauro, L ERA: 6.75 (7, 1)	2.0	9	3	1	1	1	0	0	0	0	0	1	11	11	4.50	1.500								
Ron Cook, L ERA: 3.0 (9, 1)	1.0	4	0	0	0	0	1	0	0	0	0	0	3	7	0.00	1.000								
Fred Gladding, R ERA: (10, 1)	1.0	W 3	0	0	0	0	0	0	0	0	0	0	3	3	0.00	0.000								

livebaseballscorecards.com

AB	36
R	6
H	10
RBI	6
BB	9
SO	6
LOB	18



Batter	1	2	3	4	5	6	7	8	9	10	AB	R	H	RBI	BB	SO	LOB
Joe Morgan, L (1, 4) OBP: 0.325, SLG: 0.314	0-0 1B 3B	0-0 F8		0-0 F5			0-0 4-3	0-0 G3			5	1	1	0	0	0	2
Norm Miller, L (1, 9) OBP: 0.393, SLG: 0.500	4-0 G6-4-3 1B BB	4-0 BB			0-0 F4		0-0 F2		0-0 4-3		3	0	0	0	2	0	0
Jimmy Wynn, R (1, 8) OBP: 0.308, SLG: 0.472	0-0 G6-4-3 1-2 3-H 1B	0-0 FC5			0-3 K		0-0 F8		4-0 S BB		4	0	1	1	1	1	2
Joe Pepitone, L (1, 7) OBP: 0.423, SLG: 0.913 (10, 8)	0-0 G6-4-3 1-2f 2-3		0-0 F8		0-0 HR			0-0 1B HR 1B	4-0 G6-4-3 1-2 IBB		4	2	2	1	1	0	2
Denis Menke, R (1, 6) OBP: 0.333, SLG: 0.429	4-0 BB BB		0-0 6-3		0-0 2B			0-0 1-2 HR 1B	0-0 G6-4-3 1-2f		4	1	2	0	1	0	2
John Mayberry, L (1, 3) OBP: 0.375, SLG: 0.692	4-0 1-2 BB		0-0 HR		0-3 K			0-0 1-H 2-H HR		H 1-0 1B 1B HBP	3	3	2	4	1	1	1
Doug Rader, R (1, 5) OBP: 0.278, SLG: 0.563	0-0 F9		0-0 6-3			0-0 F4		0-0 E6 FC5-4		S S S 0-3 K	5	0	0	0	0	1	4
Johnny Edwards, L (1, 2) OBP: 0.125, SLG: 0.067		0-0 G3		0-0 4-3		0-3 K		0-0 P3		X 0-0 1-3 1B 1B	5	0	1	0	0	1	1
Tom Griffin, R Jack Billingham, R Tommy Davis, R Jack Edwards, S Keith Lampard, L Leon McFadden, R Ron Cook, L Fred Gladning, L Jim Beauchamp, R		0-0 FC5 2B		0-0 G3		0-0 F5		0-0 FC5-4 1-2f		X 0-0 1-2 3-H 1B	1	0	1	0	0	0	0

Inning Stats	R: 1	H: 2	E: 0	K: 0	S: 4	P: 16	R: 0	H: 1	E: 0	K: 0	S: 4	P: 8	R: 1	H: 1	E: 0	K: 0	S: 4	P: 4	R: 0	H: 0	E: 0	K: 0	S: 3	P: 3	R: 1	H: 2	E: 0	K: 2	S: 9	P: 9	R: 0	H: 0	E: 0	K: 1	S: 5	P: 5	R: 0	H: 0	E: 0	K: 0	S: 3	P: 3	R: 3	H: 3	E: 1	K: 0	S: 7	P: 7	R: 0	H: 0	E: 0	K: 0	S: 2	P: 10	R: 1	H: 2	E: 0	K: 1	S: 5	P: 6	1B: 5	2B: 2	3B: 1	HR: 3	SF: 0	SAC: 0	DP: 2	HBP: 1	WP: 0	PA: 45
--------------	------	------	------	------	------	-------	------	------	------	------	------	------	------	------	------	------	------	------	------	------	------	------	------	------	------	------	------	------	------	------	------	------	------	------	------	------	------	------	------	------	------	------	------	------	------	------	------	------	------	------	------	------	------	-------	------	------	------	------	------	------	-------	-------	-------	-------	-------	--------	-------	--------	-------	--------

PITCHER	IP	WLS	BF	H	R	ER	SO	BB	IBB	HBP	BLK	WP	HR	S	P	ERA	WHIP
Gaylord Perry, R (1, 1) ERA: 4.68	9.0		41	9	6	6	3	5	1	0	0	0	3	41	65	6.00	1.556
Ron Bryant, L (10, 1) ERA: 3.09	0.1	L	4	2	1	1	1	0	0	1	0	0	0	5	6	27.00	6.000

BOTTOM

San Francisco Giants @ Houston Astros
Astrodome, Houston, TX

Wed Apr 15 1970, 7:05 PM EST
Att: 11,174 - Unknown

livebaseballscorecards.com

AB	38
R	7
H	11
RBI	7
BB	6
SO	4
LOB	15



Batter	1	2	3	4	5	6	7	8	9	10	AB R H RBI BB SO LOB	TOP													
Bobby Bonds, R (1, 9) OBP: 0.431, SLG: 0.439	0-0 FC4-6 1B		0-0 E S 1B	0-0 5-3		0-0 F9 1B 1-2 3-H		0-0 6-3		0-0 HR 3B	6 2 4 1 0 0 1	San Francisco Giants @ Houston Astros Astrodome, Houston, TX Thu Apr 16 1970, 7:05 PM EST Att. 10,814 - Unknown													
Al Gallagher, R (1, 5) OBP: 0.471, SLG: 0.556	0-0 FC4-6 WP 1-2f		0-3 K		0-3 K	0-0 1B 1-2 2-H		4-0 HR BB		0-3 K	5 1 1 1 1 3 3														
Willie Mays, R (1, 8) OBP: 0.424, SLG: 0.500	0-3 K		0-0 1B 3-H		4-0 BB	0-0 F9 2-3		0-0 HR 1-H		0-0 5-3	5 1 2 3 1 1 4														
Willie McCovey, L (1, 3) OBP: 0.400, SLG: 0.459	0-3 K 1-2		0-3 K		0-3 K	0-3 K		4-0 FC4-6 BB		0-0 HR 3-H	5 1 1 2 1 4 5														
Ken Henderson, S (1, 7) OBP: 0.569, SLG: 0.643		4-0 S BB		4-0 2B BB		6-3		0-0 F4		0-0 FC4-6 1-2f	4 1 0 0 2 0 2														
Dick Dietz, R (1, 2) OBP: 0.500, SLG: 0.872		0-3 K 1-2		0-0 F8 E 2B 1-H		0-0 1B FC3-6 2B		0-3 K		0-0 6-3 SH3-4 1B	5 2 3 1 0 2 1														
Tito Fuentes, S (1, 4) OBP: 0.323, SLG: 0.444		0-0 F8		0-0 F8 2-3		0-0 FC3-6 1B 1B		0-0 HR		0-0 SH3-4 1-2	4 2 2 1 0 0 2														
Bob Heise, R (1, 6) OBP: 0.318, SLG: 0.211		0-0 F8		0-0 E6 3-H		0-0 FC3-6 1B 1-2		0-0 F9		0-0 6-3 2-3	5 0 1 1 0 0 2														
Mike McCormick, L (1, 1) Steve Whitaker, L (4, PH) Jim Johnson, L (4, 1) Bob Taylor, L (6, PH) Frank Lirzy, R (6, 1) Don McMahon, R (7, 1) Don Mason, L (8, PH) Ron Bryant, S (8, 1)			0-0 F4		0-3 K		0-0 FC3-6 1B 1-2f 2-3 3-H		0-0 F8		0-0 1-3		1 0 0 0 0 0 0 1 0 0 0 0 1 1 0 0 0 0 0 0 0 1 1 0 1 0 0 2 0 0 0 0 0 0 0 0 0 0 0 0 0 0 1 0 0 0 0 0 0 1 0 0 0 0 0 1												
Inning Stats	R: 0 E: 0 K: 2 S: 8	H: 1 LOB: 1 BB: 0 P: 8	R: 0 E: 0 K: 1 S: 5	H: 0 LOB: 1 BB: 1 P: 9	R: 1 E: 0 K: 2 S: 9	H: 2 LOB: 1 BB: 0 P: 9	R: 2 E: 1 K: 1 S: 7	H: 1 LOB: 1 BB: 1 P: 11	R: 0 E: 0 K: 2 S: 7	H: 0 LOB: 1 BB: 1 P: 11	R: 3 E: 0 K: 1 S: 10		H: 5 LOB: 2 BB: 0 P: 10	R: 1 E: 0 K: 1 S: 6	H: 1 LOB: 0 BB: 0 P: 6	R: 2 E: 0 K: 0 S: 4	H: 1 LOB: 1 BB: 2 P: 12	R: 0 E: 0 K: 0 S: 4	H: 1 LOB: 1 BB: 0 P: 4	R: 2 E: 0 K: 1 S: 7	H: 2 LOB: 0 BB: 0 P: 7	1B: 8 2B: 2 3B: 1 HR: 3	SF: 0 SAC: 1 DP: 0 HBP: 0	WP: 1 PB: 0 SB: 2 CS: 0	PA: 50
PITCHER	IP WLS BF H R ER SO BB IBB HBP BLK WP HR S P ERA WHIP																								
Jim Bouton, R (1, 1) ERA: 6.91	5.1																								
Jack Billingham, R (6, 1) ERA: 7.71	1.2																								
Fred Gladding, R (8, 1) ERA: 3.18	2.0	L																							
Dan Osinski, R (10, 1) ERA: 9.82	0.2																								
Jack Dilauro, L (10, 1) ERA: 7.94	0.1																								

AB	44
R	11
H	14
RBI	11
BB	5
SO	11
LOB	24



Batter	1	2	3	4	5	6	7	8	9	10	AB	R	H	RBI	BB	SO	LOB
Joe Morgan, L (1, 4) OBP: 0.348, SLG: 0.308	4-0 G1-6-3 BB		0-0 3-1	4-0 4-3 BLK WP BB		0-0 s 1B	0-0 F5			0-0 4-3	4	1	1	0	2	0	2
Joe Pepitone, L (1, 9) OBP: 0.375, SLG: 0.793	0-0 G1-6-3 1-2f		0-0 WP 2B	0-0 4-3		0-0 F8 1-2		0-0 F4		0-0 4-3	6	1	1	0	0	0	3
Jimmy Wynn, R (1, 8) OBP: 0.356, SLG: 0.538	4-0 3B BB		4-0 WP 2B BB	4-0 WP BB		0-0 HR	0-0 HR	0-0 F7		0-0 F9	3	3	1	1	3	0	0
Tommy Davis, R (1, 7) OBP: 0.316, SLG: 0.500	0-0 1-H HR 3B		0-0 PB 2B	0-0 F9		0-0 SH3-4 1B	0-0 SH3-4 1B	0-0 F9			5	2	3	3	0	0	1
Denis Menke, R (1, 6) OBP: 0.372, SLG: 0.526	0-0 3-H HR		4-0 PB IBB		0-3 K	0-0 SH3-4			0-0 F9 1B		3	1	2	2	1	1	0
John Mayberry, L (1, 3) OBP: 0.400, SLG: 0.600	0-3 K		0-0 F6	4-0 G4-6-3 BB	4-0 G4-6-3 BB		4-0 1B IBB		0-0 F8		2	1	0	0	2	1	2
Bob Watson, R (9, PH) (10, 3)			1-2 2-3								1	0	0	0	0	0	1
Doug Rader, R (1, 5) OBP: 0.317, SLG: 0.556		0-0 5-3	4-0 IBB	0-0 G4-6-3	0-0 G4-6-3		0-0 1B 1B		0-0 1B		4	0	2	1	1	0	1
Johnny Edwards, L (1, 2) OBP: 0.139, SLG: 0.088		0-0	0-0 IBB	0-0 G3		0-0 6-3	0-3 K		0-0 F9		4	0	1	0	0	1	5
Jim Beauchamp, R (9, PH) OBP: 0.400, SLG: 1.000			B3-6-4 1B								1	0	0	0	0	0	2
Dan Osinski, R (10, 1)											0	0	0	0	0	0	0
Jack Dilauro, S (10, 1)											0	0	0	0	0	0	0
Jim Bouton, R (1, 1) OBP: 0.591, SLG: 0.500		0-0 B3-6-4		0-3 K		0-0 3-1	0-0 K		0-0 4-3		2	0	0	0	0	1	1
Jack Billingham, R (6, 1) OBP: 0.414, SLG: 0.520		1-2f									1	0	0	0	0	0	0
Norm Miller, L (7, PH)											1	0	1	1	0	0	0
Fred Gladding, L (8, 1)											0	0	0	0	0	0	0
Marty Martinez, S (9, PH) (10, 2)											1	0	0	0	0	0	2

Inning Stats	R: 3	H: 2	E: 0	K: 1	S: 6	P: 14	R: 0	H: 0	E: 0	K: 0	S: 3	P: 3	R: 2	H: 2	E: 0	K: 0	S: 5	R: 1	H: 0	E: 0	K: 1	S: 5	P: 13	R: 0	H: 0	E: 0	K: 1	S: 4	P: 8	R: 0	H: 1	E: 0	K: 0	S: 4	P: 4	R: 3	H: 4	E: 0	K: 1	S: 9	P: 13	R: 0	H: 0	E: 0	K: 0	S: 3	P: 3	R: 0	H: 2	E: 0	K: 0	S: 5	P: 5	R: 0	H: 0	E: 0	K: 0	S: 3	P: 3	1B: 7	2B: 2	3B: 1	HR: 2	SF: 0	SAC: 1	DP: 3	HBP: 0	WP: 2	PA: 48
--------------	------	------	------	------	------	-------	------	------	------	------	------	------	------	------	------	------	------	------	------	------	------	------	-------	------	------	------	------	------	------	------	------	------	------	------	------	------	------	------	------	------	-------	------	------	------	------	------	------	------	------	------	------	------	------	------	------	------	------	------	------	-------	-------	-------	-------	-------	--------	-------	--------	-------	--------

PITCHER		IP	WLS	BF	H	R	ER	SO	BB	IBB	HBP	BLK	WP	HR	S	P	ERA	WHIP
Mike McCormick, L (1, 1) ERA: 6.61		3.0		17	5	5	5	1	3	2	0	0	1	1	14	34	15.00	2.667
Jim Johnson, L (4, 1) ERA: 10.13		2.0		8	0	1	1	2	3	0	0	1	1	0	9	21	4.50	1.500
Frank Linzy, R (6, 1) ERA: 3.75		1.0		6	3	2	2	0	0	0	0	0	0	1	6	6	18.00	3.000
Don McMahon, R (7, 1) ERA: 4.0		1.0		6	2	1	1	1	0	1	0	0	0	0	7	11	9.00	2.000
Ron Bryant, L (8, 1) ERA: 2.45		3.0	W	11	2	0	0	0	0	0	0	0	0	0	11	11	0.00	0.667

BOTTOM

San Francisco Giants @ Houston Astros
Astrodome, Houston, TX
Thu Apr 16 1970, 7:05 PM EST
Att: 10,814 - Unknown

livebaseballscorecards.com

AB	38
R	9
H	12
RBI	8
BB	9
SO	4
LOB	20



PITCHER	IP	WLS	BF	H	R	ER	SO	BB	IBB	HBP	BLK	WP	HR	S	P	ERA	WHIP
Mike McCormick, L (1, 1) ERA: 6.61	3.0		17	5	5	5	1	3	2	0	0	1	1	14	34	15.00	2.667

Batter	1	2	3	4	5	6	7	8	9	AB R H RBI BB SO LOB	TOP						
Tito Fuentes, S (1, 4) X OBP: 0.306, SLG: 0.438	0-0 SH1-3 1B 2B	0-3 K		0-3 K		0-0 6-3		0-0 FC3-6 1-2f		5 1 1 0 0 2 3							
Al Gallagher, R (1, 5) X OBP: 0.473, SLG: 0.571	0-0 SH1-3 2-3		0-0 BB 1B		0-0 E 2B	0-0 4-3		0-0 F8		4 1 2 0 0 0 1							
Ken Henderson, S (1, 9) BB (7, 7) BB	4-0 1B BB		0-0 F6		0-0 E8 F9 1B	0-0 2B		0-0 4-3		4 1 2 1 1 0 2							
Willie McCovey, L (1, 3) X OBP: 0.418, SLG: 0.537	0-0 1-3 3-H 1B		0-3 K		0-0 F9 2-3	4-0 IBB		0-0 HR		4 1 2 2 1 1 2							
Bobby Bonds, R (1, 8) X (7, 9)	0-0 F4		4-0 1-2 BB		0-0 1B 1B 3-H	0-3 K		4-0 G4-6-3 BB		3 1 1 1 2 1 4							
Bob Taylor, L (1, 7) S Willie Mays, R (7, PH) (7, 8) S	0-3 K		0-0 6-3		0-0 1B 1B 1-2		0-0 F8	0-0 F8		3 0 1 0 0 1 4 2 0 0 0 0 0 1							
Russ Gibson, R (1, 2) X OBP: 0.111, SLG: 0.111		0-0 F8		0-0 FC6-4 1B	0-0 F8		0-0 5-3	0-0 G4-6-3 1-2f		5 0 1 0 0 0 3							
Bob Heise, R (1, 6) X OBP: 0.346, SLG: 0.261				0-0 FC6-4 BLK 1-2f	0-0 FC6-4 1-2 2-H 1B		0-0 4-3			4 0 2 1 0 0 1							
Rich Robertson, R (1, 1) S Ron Bryant, S (7, 1) S Don McMahon, R (7, 1) S Frank Linzy, R (9, 1) S		0-3 K		0-3 K 1-2	0-0 FC6-4 1-2f			0-3 K FC3-6		3 0 0 0 0 2 4 0 0 0 0 0 0 0 1 0 0 0 0 1 0 0 0 0 0 0 0 0							
Inning Stats	R: 1 H: 2 E: 0 LOB: 2 K: 1 BB: 1 S: 7 P: 11	R: 0 H: 1 E: 0 LOB: 1 K: 2 BB: 0 P: 8	R: 0 H: 1 E: 0 LOB: 2 K: 1 BB: 1 P: 10	R: 0 H: 1 E: 0 LOB: 1 K: 2 BB: 0 P: 8	R: 3 H: 5 E: 1 LOB: 2 K: 0 BB: 0 P: 8	R: 0 H: 1 E: 0 LOB: 2 K: 1 BB: 1 P: 10	R: 0 H: 0 E: 0 LOB: 0 K: 0 BB: 0 P: 3	R: 0 H: 0 E: 0 LOB: 1 K: 0 BB: 0 P: 6	R: 1 H: 1 E: 0 LOB: 0 K: 0 BB: 1 P: 7	1B: 8 SF: 0 2B: 3 SAC: 1 3B: 0 DP: 1 HR: 1 HBP: 0	WP: 0 PA: 43 PB: 1 SB: 0 CS: 0						
PITCHER	IP WLS BF H R ER SO BB IBB HBP BLK WP HR S P ERA WHIP																
Gary Nolan, R (1, 1) ERA: 2.49	4.2	26	10	4	4	6	2	0	0	0	1	0	0	36	44	7.71	2.571
Tony Cloninger, R (5, 1) ERA:	2.1	9	1	0	0	1	0	1	0	0	0	0	0	10	14	0.00	0.429
Wayne Granger, R (8, 1) ERA: 2.16	2.0	W 8	1	1	1	1	1	0	0	0	0	0	1	9	13	4.50	1.000

San Francisco Giants @ Cincinnati Reds
 Crosley Field, Cincinnati, OH
 Fri Apr 17 1970, 6:05 PM EST
 Att: 22,094 - Unknown

AB	38
R	5
H	12
RBI	5
BB	4
SO	8
LOB	25



livebaseballscorecards.com

BOTTOM

San Francisco Giants @ Cincinnati Reds

Crosley Field, Cincinnati, OH

Fri Apr 17 1970, 6:05 PM EST
Att. 22,094 - Unknown

livebaseballscorecards.com

AB	35
R	8
H	12
RBI	8
BB	4
SO	7
LOB	13



WP	0	PA	40
PB	0		
SB	0		
CS	0		

AB R H RBI BB SO LOB

5	2	3	2	0	1	0
4	0	2	0	0	0	1
4	1	1	0	1	1	2
4	1	2	3	1	0	1
4	1	1	1	0	1	4
3	1	1	1	1	0	1
4	0	1	0	0	2	1
2	0	0	0	0	0	2
1	0	0	0	0	1	0
1	0	0	0	0	0	0
2	0	0	0	0	1	1
0	0	0	0	0	0	0
0	1	0	0	1	0	0
0	0	0	0	0	0	0
1	1	1	1	0	0	0

Batter	1	2	3	4	5	6	7	8	9
Pete Rose, S OBP: 0.464, SLG: 0.477 (1, 9) X	0-0 F8 1B		0-0 4-3 1B		0-3 K 1B		0-0 1-H HR		0-0 SH1-4 HR 1B
Tommy Helms, R OBP: 0.232, SLG: 0.255 (1, 4) X	0-0 FC6-4 1B		0-0 4-3 1-2		0-0 F9 1B		0-0 1B 1B		0-0 SH1-4 1-2
Bobby Tolan, L OBP: 0.259, SLG: 0.473 (1, 8) S S S	0-3 K 1B		0-0 F8 1B		0-0 F9 1B		0-0 BB 1-3 1B		4-0 HR IBB
Tony Perez, R OBP: 0.509, SLG: 0.761 (1, 5) X	0-0 FC6-4 1-2f			0-0 6-3 1B		0-0 G5-4-3 1B		4-0 1-2 BB	0-0 1-H 2-H HR
Johnny Bench, R OBP: 0.222, SLG: 0.444 (1, 2) X		0-0 5-3 1B		0-0 HR 1B		0-3 K 1B		0-0 F5 1B	
Lee May, R OBP: 0.414, SLG: 0.808 (1, 3) B B B B		4-0 FC6-4 BB		0-0 HR 1B		0-0 G5-4-3 1-2f		0-0 F3 1B	
Bernie Carbo, L OBP: 0.462, SLG: 0.676 (1, 7) S S S		0-3 K 1B		0-0 FC6-4 1B			0-3 K 1B		0-0 4-1 1B
Dave Concepcion, R OBP: 0.244, SLG: 0.282 (1, 6) X			0-0 FC6-4 1-2f		0-0 FC6-4 1-2f		0-3 K 1B		0-0 F5 1B
Jimmy Stewart, S OBP: 0.273, SLG: 0.111 (7, PH) X					0-0 FC6-4 1-2f				
Darrel Chaney, S OBP: 0.375, SLG: 0.500 (8, 6) X					0-0 FC6-4 1-2f				
Gary Nolan, R OBP: 0.200, SLG: 0.111 (1, 1) S S S			0-3 K 1B		0-0 G3 1B				0-0 HR BB
Tony Cloninger, R OBP: 0.333, SLG: 0.333 (5, 1) X									0-0 HR
Angel Bravo, L OBP: 1.000, SLG: 1.000 (7, PH) X									
Wayne Granger, R (8, 1) X									
Hal McRae, R OBP: 0.235, SLG: 0.412 (9, PH) X									

Inning Stats	R: 0	H: 1	E: 0	K: 1	S: 6	H: 0	LOB: 1	BB: 0	P: 6	R: 0	H: 0	E: 0	K: 1	S: 5	H: 0	LOB: 1	BB: 1	P: 9	R: 2	H: 3	E: 0	K: 0	S: 6	H: 0	LOB: 0	BB: 0	P: 5	R: 0	H: 1	E: 0	K: 1	S: 5	H: 1	LOB: 0	BB: 0	P: 5	R: 2	H: 3	E: 0	K: 2	S: 10	H: 0	LOB: 3	BB: 2	P: 18	R: 0	H: 0	E: 0	K: 0	S: 3	H: 0	LOB: 0	BB: 0	P: 3	R: 4	H: 3	E: 0	K: 0	S: 4	H: 3	LOB: 0	BB: 1	P: 8	1B: 7	SF: 0	2B: 0	SAC: 1	3B: 0	DP: 1	HR: 5	HBP: 0	WP: 0	PA: 40
--------------	------	------	------	------	------	------	--------	-------	------	------	------	------	------	------	------	--------	-------	------	------	------	------	------	------	------	--------	-------	------	------	------	------	------	------	------	--------	-------	------	------	------	------	------	-------	------	--------	-------	-------	------	------	------	------	------	------	--------	-------	------	------	------	------	------	------	------	--------	-------	------	-------	-------	-------	--------	-------	-------	-------	--------	-------	--------

PITCHER	IP	WLS	BF	H	R	ER	SO	BB	IBB	HBP	BLK	WP	HR	S	P	ERA	WHIP
Rich Robertson, R ERA: 7.47 (1, 1)	6.2		29	8	4	4	7	2	0	0	0	0	3	41	49	5.40	1.500
Ron Bryant, L ERA: 2.45 (7, 1)	0.0		1	1	0	0	0	0	0	0	0	0	0	1	1	∞	∞
Don McMahon, R ERA: 5.23 (7, 1)	1.1	L	7	2	2	2	0	1	0	0	0	0	1	6	10	13.50	2.250
Frank Linzy, R ERA: 5.11 (9, 1)	0.1		3	1	2	2	0	0	1	0	0	0	1	2	6	54.00	3.000

PITCHER	IP	WLS	BF	H	R	ER	SO	BB	IBB	HBP	BLK	WP	HR	S	P	ERA	WHIP
---------	----	-----	----	---	---	----	----	----	-----	-----	-----	----	----	---	---	-----	------

San Francisco Giants @ Cincinnati Reds
 Crosley Field, Cincinnati, OH

Sat Apr 18 1970, 3:33 AM EST
 Att. 9,018 - Unknown

AB	35
R	16
H	10
RBI	16
BB	15
SO	5
LOB	23



Batter	1	2	3	4	5	6	7	8	9	AB R H RBI BB SO LOB
Bobby Bonds, R OBP: 0.452, SLG: 0.449 (1, 9) X	0-0 4-3 SF3 2B		0-0 2-3		0-0 F7	4-0 1-2 2-3 HR BB	0-0 1B 1B		0-3 K	5 2 2 0 1 1 0
Ron Hunt, R OBP: 0.393, SLG: 0.536 (1, 4) X	0-0 4-3 2-3		0-0 5-3		0-0 F7	0-0 1-1 2-3 HR BB	0-0 1-3 2-3 3-H 1B		0-0 BB 1B	6 1 3 6 0 0 1
Willie Mays, R OBP: 0.390, SLG: 0.424 (1, 8) X	0-0 SF3 3-H		0-0 4-3			0-0 BB BB BB BB F9	0-0 FC6-4 1-2f		4-0 1-2 BB BB	3 1 0 1 2 0 2
Willie McCovey, L OBP: 0.433, SLG: 0.512 (1, 3) X Bob Burda, L OBP: 0.571, SLG: 0.250 (8, 3) X	0-0 F8			4-0 G1-6-3 1B BB BB	4-0 G1-6-3 1B BB BB	4-0 1-2 G1-2-3 BB BB	4-0 2B BB	0-3 K	4-0 1-2 2-3 BB	2 2 0 0 3 1 0 0 0 0 0 1 0 0
Ken Henderson, S OBP: 0.581, SLG: 0.625 (1, 7) X		4-0 1-6-3 1B BB		4-0 G1-6-3 1B BB	4-0 1-2 G1-6-3 BB	4-0 1-2 2-3 1B BB	4-0 1-2 2B BB	0-0 E6 2B WP	0-0 F3	2 4 0 0 4 0 3
Al Gallagher, R OBP: 0.443, SLG: 0.519 (1, 5) X		0-0 1-6-3 1-2		0-0 G1-6-3 1-2f 2-3	0-0 G1-2-3 1B BB	4-0 1-2 2-3 3-H 1B BB	0-3 K	0-0 F9	0-3 K	5 1 0 1 1 2 9
Russ Gibson, R OBP: 0.286, SLG: 0.308 (1, 2) X		0-0 1-3		0-0 1B 3-H	0-0 G1-2-3 1-2 2-3 3-H	0-0 1B 2B	4-0 1-2 2B BB			4 2 2 3 1 0 4
Bob Heise, R OBP: 0.387, SLG: 0.357 (1, 6) X		0-0 1B 2-H		0-0 F8	0-0 BB HR 1B	0-0 BB HR 1B	0-0 F5	0-0 1-1 2-H 2B		5 1 3 5 0 0 2
Frank Reberger, L OBP: 0.333, SLG: 0.667 (1, 1) X Jim Johnson, L OBP: 0.250, SLG: 0.235 (4, 1) X Steve Whitaker, L OBP: 0.250, SLG: 0.235 (6, PH) X Mike McCormick, L OBP: 0.250, SLG: 0.235 (6, 1) X		0-3 K		0-0 5-3	4-0 1-2 HR BB	4-0 1-2 HR BB	4-0 1B BB	0-0 4-3		1 0 0 0 0 1 1 1 0 0 0 0 0 0 0 1 0 0 1 0 0 1 1 0 0 1 0 1

Inning Stats	R: 1 E: 0 K: 0 S: 4	H: 1 LOB: 0 BB: 0 P: 4	R: 1 E: 0 K: 1 S: 6	H: 1 LOB: 1 BB: 1 P: 10	R: 0 E: 0 K: 0 S: 3	H: 0 LOB: 0 BB: 0 P: 3	R: 1 E: 0 K: 0 S: 3	H: 1 LOB: 1 BB: 2 P: 11	R: 0 E: 0 K: 0 S: 3	H: 0 LOB: 0 BB: 0 P: 3	R: 7 E: 0 K: 0 S: 4	H: 2 LOB: 0 BB: 6 P: 28	R: 4 E: 0 K: 1 S: 8	H: 3 LOB: 2 BB: 3 P: 20	R: 2 E: 1 K: 1 S: 7	H: 1 LOB: 1 BB: 1 P: 11	R: 0 E: 0 K: 2 S: 8	H: 1 LOB: 3 BB: 2 P: 16	1B: 6 2B: 3 3B: 0 HR: 1	SF: 1 SAC: 0 DP: 2 HBP: 0	WP: 1 PB: 0 SB: 0 CS: 0	PA: 51
--------------	------------------------------	---------------------------------	------------------------------	----------------------------------	------------------------------	---------------------------------	------------------------------	----------------------------------	------------------------------	---------------------------------	------------------------------	----------------------------------	------------------------------	----------------------------------	------------------------------	----------------------------------	------------------------------	----------------------------------	----------------------------------	------------------------------------	----------------------------------	--------

PITCHER	IP	WLS	BF	H	R	ER	SO	BB	IBB	HBP	BLK	WP	HR	S	P	ERA	WHIP
Jim McGlothlin, R ERA: 4.0 (1, 1)	3.2		16	3	3	3	1	3	0	0	0	0	0	15	27	7.36	1.636
Ray Washburn, R ERA: 9.0 (4, 1)	1.1		8	0	4	4	0	4	0	0	0	0	0	4	20	27.00	3.000
Tony Cloninger, R ERA: 4.5 (6, 1)	1.0	L	6	2	3	3	0	2	0	0	0	0	1	4	12	27.00	4.000
Clay Carroll, R ERA: 4.26 (7, 1)	0.1		4	1	3	3	1	2	0	0	0	0	0	4	12	81.00	9.000
Bo Belinsky, L ERA: 3.38 (7, 1)	2.2		17	4	3	1	3	4	0	0	0	1	0	19	35	3.38	3.000

livebaseballscorecards.com

Batter	1	2	3	4	5	6	7	8	9	AB R H RBI BB SO LOB
Pete Rose, S OBP: 0.459, SLG: 0.458 (1, 9) X	0-0 1B 1B		0-0 F7	4-0 BB K WP IBB	0-0 6-3		0-0 F8			4 1 1 0 1 0 3
Tommy Helms, R OBP: 0.230, SLG: 0.250 (1, 4) X	0-0 2B 1B		0-0 F4	0-3 WP BB 1B 1-2 2-3 3-H		0-0 F4		0-0 F7		5 2 1 0 0 1 2
Bobby Tolan, L OBP: 0.286, SLG: 0.492 (1, 8) X	0-0 2B		0-0 CS 1B	4-0 WP 1B BB 1-2 2-3 3-H		0-0 1-3		0-0 4-3		4 1 2 2 1 0 0
Tony Perez, R OBP: 0.533, SLG: 0.755 (1, 5) X	0-0 F9		0-0 CS	BB 2B BB		4-0 BB		0-0 1B		3 1 2 2 2 0 1
Johnny Bench, R OBP: 0.220, SLG: 0.441 (1, 2) S	0-3 K			BB 2B E6 1-2		0-0 F2		0-0 F4		5 1 1 1 0 1 4
Lee May, R OBP: 0.441, SLG: 0.867 (1, 3) X		0-0 F9		BB 1B 5-3		4-0 G3-6 BB		0-0 HR		4 2 2 2 1 0 2
Bernie Carbo, L OBP: 0.455, SLG: 0.622 (1, 7) X		0-0 F8		BB BB K SH5-3 1-2	4-0 SH2-4 BB		0-0 G3-6		0-3 K	3 1 0 0 2 1 1
Dave Concepcion, R OBP: 0.267, SLG: 0.326 (1, 6) X		0-0 E7 2B		SH5-3 1-2 2-3	0-0 F8		0-0 BB 1B		0-0 F7	4 0 2 0 0 0 1
Jim McClothlin, R OBP: 0.440, SLG: 0.250 (4, 1)		0-3 K		SH5-3 K	0-0 SH2-4		4-0 BB 1-2		0-0 F6	1 0 0 0 0 0 1 1 1 0 0 0 0 0 1 2 0 1 0 0 1 0 0 0 0 0 0 0

Inning Stats	R: 1	H: 3	E: 0	K: 1	S: 7	H: 3	LOB: 1	BB: 0	P: 7	R: 0	H: 1	E: 1	K: 1	S: 6	H: 1	LOB: 1	BB: 0	P: 6	R: 0	H: 1	E: 0	K: 0	S: 3	H: 1	LOB: 0	BB: 0	P: 3	R: 7	H: 3	E: 1	K: 2	S: 12	R: 0	H: 0	E: 0	K: 0	S: 3	R: 0	H: 0	E: 0	K: 0	S: 3	R: 0	H: 1	E: 0	K: 0	S: 4	R: 1	H: 1	E: 0	K: 1	S: 6	1B: 7	2B: 3	3B: 0	HR: 1	SF: 0	SAC: 2	DP: 1	HBP: 0	WP: 2	PA: 46
--------------	------	------	------	------	------	------	--------	-------	------	------	------	------	------	------	------	--------	-------	------	------	------	------	------	------	------	--------	-------	------	------	------	------	------	-------	------	------	------	------	------	------	------	------	------	------	------	------	------	------	------	------	------	------	------	------	-------	-------	-------	-------	-------	--------	-------	--------	-------	--------

PITCHER	IP	WLS	BF	H	R	ER	SO	BB	IBB	HBP	BLK	WP	HR	S	P	ERA	WHIP
Frank Reberger, R ERA: 12.34 (1, 1)	3.2		20	7	7	7	4	2	1	0	0	1	0	25	37	17.18	2.455
Jim Johnson, L ERA: 8.1 (4, 1)	1.1	W	8	1	1	1	0	2	0	0	0	1	0	6	14	6.75	2.250
Mike McCormick, L ERA: 5.75 (6, 1)	4.0	S	17	3	1	1	1	3	0	0	0	0	1	16	28	2.25	1.500

BOTTOM

San Francisco Giants @ Cincinnati Reds
Crosley Field, Cincinnati, OH
Sat Apr 18 1970, 3:33 AM EST
Att. 9,018 - Unknown

livebaseballscorecards.com

AB	35
R	9
H	11
RBI	7
BB	8
SO	5
LOB	17



Batter	1	2	3	4	5	6	7	8	9	AB R H RBI BB SO LOB	TOP											
Bob Heise, R (1, 6) OBP: 0.343, SLG: 0.313	0-0 4-3		0-3 K		0-0 F8		0-0 F8			4 0 0 0 0 1 1												
Ron Hunt, R (1, 4) OBP: 0.406, SLG: 0.500	0-0 F4		4-0 BB BB		4-0 BB BB		0-0 F6			2 0 0 0 2 0 1												
Ken Henderson, S (1, 9) OBP: 0.576, SLG: 0.627	0-0 2B		4-0 BB G4-6-3 1-2		0-3 K			0-3 K		3 0 1 0 1 2 1												
Willie McCovey, L (1, 3) OBP: 0.438, SLG: 0.489	4-0 IBB		0-0 G4-6-3 1-2f		4-0 BB		0-0 F5			2 0 0 0 2 0 2												
Bobby Bonds, R (1, 8) OBP: 0.424, SLG: 0.415	0-3 K			0-0 6-3		0-3 K		0-0 5-3		4 0 0 0 0 2 3												
Al Gallagher, R (1, 5) OBP: 0.431, SLG: 0.491		0-0 E4 PB 1-3		4-0 BB		0-0 F9		0-0 F9		3 0 0 0 1 0 1												
Russ Gibson, R (1, 2) OBP: 0.222, SLG: 0.235		0-3 K		0-0 F3		0-0 F8		0-0 5-3		4 0 0 0 0 1 3												
Bob Taylor, L (1, 7) OBP: 0.375, SLG: 0.167		0-0 1-3 1-2		0-0 3-1		4-0 BB		1-0 HBP		2 0 0 0 1 0 2												
Gaylord Perry, R (1, 1) Don Mason, L (7, PH) Ron Bryant, S (7, 1) Frank Linzy, R (7, 1) Steve Whitaker, L (9, PH) OBP: 0.238, SLG: 0.222		0-3 K		0-3 K		0-0 F7		0-3 K		2 0 0 0 0 2 1 1 0 0 0 0 0 1 0 0 0 0 0 0 0 0 0 0 0 0 0 0 1 0 0 0 0 1 1												
Inning Stats	R: 0 E: 0 K: 1 S: 6	H: 1 LOB: 2 BB: 1 P: 10	R: 0 E: 1 K: 2 S: 8	H: 0 LOB: 1 BB: 0 P: 8	R: 0 E: 0 K: 1 S: 4	H: 0 LOB: 1 BB: 2 P: 12	R: 0 E: 0 K: 0 S: 3	H: 0 LOB: 1 BB: 1 P: 7	R: 0 E: 0 K: 2 S: 7	H: 0 LOB: 1 BB: 1 P: 11	R: 0 E: 0 K: 1 S: 5	H: 0 LOB: 1 BB: 1 P: 9	R: 0 E: 0 K: 0 S: 3	H: 0 LOB: 1 BB: 1 P: 7	R: 0 E: 0 K: 1 S: 5	H: 0 LOB: 0 BB: 0 P: 5	R: 0 E: 0 K: 1 S: 5	H: 0 LOB: 1 BB: 0 P: 6	1B: 0 2B: 1 3B: 0 HR: 0	SF: 0 SAC: 0 DP: 1 HBP: 1	WP: 0 PB: 1 SB: 0 CS: 0	PA: 36
PITCHER Wayne Simpson, R (1, 1) ERA: 0.36	IP: 9.0 WLS: W BF: 36 H: 1 R: 0 ER: 0 SO: 9 BB: 6 IBB: 1 HBP: 1 BLK: 0 WP: 0 HR: 0 S: 46 P: 75 ERA: 0.00 WHIP: 0.778											PITCHER	IP: 9.0 WLS: W BF: 36 H: 1 R: 0 ER: 0 SO: 9 BB: 6 IBB: 1 HBP: 1 BLK: 0 WP: 0 HR: 0 S: 46 P: 75 ERA: 0.00 WHIP: 0.778									

San Francisco Giants @ Cincinnati Reds
 Crosley Field, Cincinnati, OH
 Sun Apr 19 1970, 3:33 AM EST
 Att: 31,569 - Unknown

livebaseballscorecards.com

AB	28
R	0
H	1
RBI	0
BB	7
SO	9
LOB	17



Batter	1	2	3	4	5	6	7	8	9	AB	R	H	RBI	BB	SO	LOB
Pete Rose, S OBP: 0.424, SLG: 0.415 (1, 9) X	0-0 4-3	0-0 5-3			0-3 K		0-0 E6 1B	0-0 F8		5	1	0	0	0	1	2
Tommy Helms, R OBP: 0.242, SLG: 0.262 (1, 4) X	0-0 6-3		0-0 F3		0-0 1B 1B		0-0 1B 1B	0-0 F9		5	2	2	0	0	0	0
Bobby Tolan, L OBP: 0.313, SLG: 0.508 (1, 8) X	0-0 HR 1B		0-0 F7		0-0 1B 1B		0-0 F3 1B FC5-4			4	2	3	1	0	0	0
Tony Perez, R OBP: 0.563, SLG: 0.827 (1, 5) X	0-0 1-H HR		4-0 BB		0-0 BB 1B		0-0 FC5-4 1B			3	1	3	4	1	0	0
Johnny Bench, R OBP: 0.222, SLG: 0.419 (1, 2) X	0-0 F9		0-3 K		4-0 BB		0-0 F3			3	0	0	0	1	1	3
Lee May, R OBP: 0.395, SLG: 0.765 (1, 3) X		0-0 F4		0-0 6-3	0-0 F9		0-0 FC5-4 BB			4	0	0	1	0	0	4
Bernie Carbo, L OBP: 0.458, SLG: 0.590 (1, 7) X		4-0 E BB		0-0 F7		0-0 F5	4-0 BB			2	0	0	0	2	0	0
Woody Woodward, R OBP: 0.125, SLG: 0.125 (1, 6) X		0-0 E4		0-3 K		0-0 1-3	0-0 5-3			4	0	0	0	0	1	3
Wayne Simpson, R OBP: 0.100, SLG: 0.100 (1, 1) X		0-3 K			0-0 5-3	0-0 5-3		0-3 K		4	0	0	0	0	2	2

Inning Stats	R: 2	H: 2	E: 0	K: 0	S: 5	LOB: 0	BB: 0	P: 5	R: 0	H: 0	E: 1	K: 1	S: 6	LOB: 2	BB: 1	P: 10	R: 0	H: 0	E: 0	K: 1	S: 5	LOB: 1	BB: 1	P: 9	R: 0	H: 0	E: 0	K: 1	S: 5	LOB: 0	BB: 0	P: 5	R: 1	H: 3	E: 0	K: 1	S: 8	LOB: 3	BB: 1	P: 12	R: 0	H: 0	E: 0	K: 0	S: 3	LOB: 0	BB: 0	P: 3	R: 3	H: 3	E: 1	K: 0	S: 7	LOB: 2	BB: 1	P: 11	R: 0	H: 0	E: 0	K: 1	S: 5	LOB: 0	BB: 0	P: 5
--------------	------	------	------	------	------	--------	-------	------	------	------	------	------	------	--------	-------	-------	------	------	------	------	------	--------	-------	------	------	------	------	------	------	--------	-------	------	------	------	------	------	------	--------	-------	-------	------	------	------	------	------	--------	-------	------	------	------	------	------	------	--------	-------	-------	------	------	------	------	------	--------	-------	------

PITCHER																	WP	HR	S	P	ERA	WHIP	
Gaylord Perry, R ERA: 4.65 (1, 1)	6.0	WLS	BF	H	R	ER	SO	BB	IBB	HBP	BLK	WP	HR	S	P	ERA	WHIP	0	1	32	44	4.50	1.333
Ron Bryant, L ERA: 3.07 (7, 1)	0.0		4	3	3	1	0	0	0	0	0	0	0	4	4	∞	∞	0	0	4	4	∞	∞
Frank Linzy, R ERA: 4.4 (7, 1)	2.0		7	0	0	0	1	1	0	0	0	0	0	8	12	0.00	0.500	0	0	8	12	0.00	0.500

BOTTOM

San Francisco Giants @ Cincinnati Reds
Crosley Field, Cincinnati, OH

Sun Apr 19 1970, 3:33 AM EST
Att. 31,569 - Unknown

AB	34
R	6
H	8
RBI	6
BB	4
SO	5
LOB	14



1B	2B	3B	HR	SF	SAC	DP	HBP	WP	PA
7	0	0	1	0	0	0	0	0	38

Batter	1	2	3	4	5	6	7	8	9	AB R H RBI BB SO LOB	TOP																						
Bobby Bonds, R (1, 9) OBP: 0.443, SLG: 0.429	0-3 K		0-0 5-3 1B			0-0 5-4-3 1B	4-0 1-2 2-3 BB			3 0 2 0 1 1 0	San Francisco Giants @ Philadelphia Phillies Shibe Park, Philadelphia, PA Wed Apr 22 1970, 3:33 AM EST Att. 6,045 - Unknown																						
Ron Hunt, R (1, 4) OBP: 0.417, SLG: 0.485	4-0 FC5 BB BB		0-0 5-3			0-0 1-2 5-4-3 1B	0-0 F9			3 0 1 0 1 0 4																							
Willie Mays, R (1, 8) OBP: 0.356, SLG: 0.378	0-0 F9		0-3 K			0-0 1-2f 2-3 G5-4-3		0-3 K		4 0 0 0 0 2 4																							
Willie McCovey, L (1, 3) OBP: 0.426, SLG: 0.458	4-0 1-2 BB			0-0 4-3		0-3 K		0-3 K		3 0 0 0 1 2 1																							
Ken Henderson, S (1, 7) OBP: 0.571, SLG: 0.611	0-0 FC5 2-3f			0-0 F6			0-0 BB 1B 1B	4-0 BB		3 1 1 0 1 0 2																							
Dick Dietz, R (1, 2) OBP: 0.458, SLG: 0.791		0-0 F4		0-3 K			0-3 K	0-0 5-3		4 0 0 0 0 2 2																							
Al Gallagher, R (1, 5) OBP: 0.420, SLG: 0.467			0-0 1-3		0-0 F9		4-0 BB 1B 1-2 BB		0-3 K	3 0 0 0 1 1 0																							
Bob Heise, R (1, 6) OBP: 0.333, SLG: 0.306			0-0 G3		0-0 1-3		0-0 1-2 2-H BB 1B		0-3 K	4 0 1 1 0 1 0																							
Rich Robertson, R (1, 1) Tito Fuentes, S (7, PH) Frank Reberger, L (7, 1) Steve Whitaker, L (9, PH)			0-0 1-3		0-0 F8		0-3 K		0-3 K	2 0 0 0 0 0 0 1 0 0 0 0 1 2 0 0 0 0 0 0 0 1 0 0 0 0 1 0																							
Inning Stats	R: 0 E: 0 K: 1 S: 5	H: 0 LOB: 2 BB: 2 P: 13	R: 0 E: 0 K: 0 S: 3	H: 0 LOB: 0 BB: 0 P: 3	R: 0 E: 0 K: 1 S: 6	H: 1 LOB: 1 BB: 0 P: 6	R: 0 E: 0 K: 1 S: 5	H: 0 LOB: 0 BB: 0 P: 5	R: 0 E: 0 K: 0 S: 3	H: 0 LOB: 0 BB: 0 P: 3	R: 0 E: 0 K: 1 S: 6	H: 2 LOB: 1 BB: 0 P: 6	R: 1 E: 0 K: 2 S: 9	H: 2 LOB: 3 BB: 2 P: 17	R: 0 E: 0 K: 2 S: 7	H: 0 LOB: 1 BB: 1 P: 11	R: 0 E: 0 K: 3 S: 9	H: 0 LOB: 0 BB: 0 P: 9	1B: 5 2B: 0 3B: 0 HR: 0	SF: 0 SAC: 0 DP: 1 HBP: 0	WP: 0 PB: 0 SB: 0 CS: 0	PA: 36											
PITCHER Woddie Fryman, L (1, 1) ERA: 2.45 Dick Selma, R (7, 1) ERA: 1.93	IP 6.2	WLS W	BF 28	H 5	R 1	ER 1	SO 6	BB 4	IBB 0	HBP 0	BLK 0	WP 0	HR 0	S 36	P 52	ERA 1.35	WHIP 1.350																
											PITCHER	IP 2.1	WLS S	BF 8	H 0	R 0	ER 0	SO 5	BB 1	IBB 0	HBP 0	BLK 0	WP 0	HR 0	S 17	P 21	ERA 0.00	WHIP 0.429					

livebaseballscorecards.com

AB	31
R	1
H	5
RBI	1
BB	5
SO	11
LOB	15



BOTTOM

San Francisco Giants @ Philadelphia Phillies
Shibe Park, Philadelphia, PA
Wed Apr 22 1970, 3:33 AM EST
Att. 6,045 - Unknown

livebaseballscorecards.com

AB	33
R	6
H	7
RBI	6
BB	4
SO	4
LOB	19



WP:	1	PA:	39
PB:	0	SB:	1
CS:	0		

AB R H RBI BB SO LOB

3	1	0	1	1	0	1
4	1	0	0	1	1	1
5	1	1	3	0	1	3
4	1	1	0	0	1	0
4	1	3	0	0	0	1
4	1	0	1	0	0	5
3	0	1	0	1	0	2
3	0	1	1	1	0	1
2	0	0	0	0	0	2
1	0	0	0	0	1	3
1B:	6	SF:	1			
2B:	0	SAC:	1			
3B:	0	DP:	0			
HR:	1	HBP:	0			

Batter	1	2	3	4	5	6	7	8	9
Denny Doyle, L (1, 4) OBP: 0.321, SLG: 0.449	0-0 3-1 ①		0-0 F9 ①		4-0 HR BB	0-0 1-4-3 ③		0-0 SF8 ②	
Don Money, R (1, 5) OBP: 0.429, SLG: 0.541	0-3 K ②		0-0 5-3 ②		0-0 HR 1-3		0-0 4-3 ①	4-0 3-H 1-2 2-3 BB	
John Briggs, L (1, 7) OBP: 0.204, SLG: 0.200	0-0 F9 ③		0-0 F6 ③		0-0 HR 1-H 3-H		0-0 F8 ②	0-3 K ③	
Deron Johnson, R (1, 3) OBP: 0.265, SLG: 0.432		0-0 E6 6-3 ①		0-3 K ①	0-0 WP 1B		0-0 6-3 ③		
Tim McCarver, L (1, 2) OBP: 0.378, SLG: 0.442		0-0 E9 FC6-4 2-3		0-0 1B	0-0 WP 1B			0-0 BB E 1B 1B	
Larry Hise, R (1, 8) OBP: 0.327, SLG: 0.333		0-0 6-3 ①		0-0 F9 ②	0-0 F4 ③			0-0 E4 1B BB SF8	
Byron Browne, R (1, 9) OBP: 0.450, SLG: 0.438		0-0 FC6-4-5 S 2-3		0-0 5-3 ③		0-0 FC6-4 1B		4-0 BB 1B BB	
Larry Bowa, S (1, 6) OBP: 0.260, SLG: 0.182		4-0 FC6-4 1-2 BB			0-0 F5 ①	0-0 FC6-4 SH3 1-2f		0-0 BB 1B	
Woodie Fryman, R (1, 1) Dick Selma, R (7, 1)		0-0 FC6-4 1-2f			0-0 6-3 ②	0-0 SH3 ②		0-3 K ①	

Inning Stats	R: 0	H: 0	E: 0	K: 1	S: 5	R: 1	H: 0	E: 2	K: 0	S: 5	R: 0	H: 0	E: 0	K: 0	S: 3	R: 0	H: 1	E: 0	K: 1	S: 6	R: 3	H: 3	E: 1	K: 0	S: 7	R: 0	H: 1	E: 0	K: 0	S: 4	R: 0	H: 0	E: 0	K: 0	S: 3	R: 2	H: 2	E: 1	K: 2	S: 10	H: 0	LOB: 0	BB: 0	P: 3	R: 2	H: 2	LOB: 3	BB: 2	P: 18
--------------	------	------	------	------	------	------	------	------	------	------	------	------	------	------	------	------	------	------	------	------	------	------	------	------	------	------	------	------	------	------	------	------	------	------	------	------	------	------	------	-------	------	--------	-------	------	------	------	--------	-------	-------

PITCHER	IP	WLS	BF	H	R	ER	SO	BB	IBB	HBP	BLK	WP	HR	S	P	ERA	WHIP
Rich Robertson, R (1, 1) ERA: 5.4	6.0	L	28	5	4	0	2	2	0	0	0	1	1	30	38	0.00	1.167
Frank Reberger, R (7, 1) ERA: 10.54	2.0		11	2	2	0	2	2	0	0	0	0	0	13	21	0.00	2.000

PITCHER	IP	WLS	BF	H	R	ER	SO	BB	IBB	HBP	BLK	WP	HR	S	P	ERA	WHIP
---------	----	-----	----	---	---	----	----	----	-----	-----	-----	----	----	---	---	-----	------

Batter	1	2	3	4	5	6	7	8	9	AB R H RBI BB SO LOB	TOP																				
Mack Jones, L (1, 7) OBP: 0.214, SLG: 0.135	0-0 F7		0-0 6-3		4-0 BB G4-6-3		0-0 E7 1-3 2-H 1B		0-0 4-1	4 0 1 1 1 0 1	<p>Montreal Expos @ San Francisco Giants Candlestick Park, San Francisco, CA</p> <p>Fri Apr 24 1970, 9:05 PM EST Att. 4,600 - Unknown</p>																				
Mary Staehle, L (1, 4) OBP: 0.300, SLG: 0.314 Dan McGinn, L (7, 1) Howie Reed, R (7, 1) Carroll Sembera, R (8, 1)	0-0 F9		0-0 BB 1B		0-0 G4-6-3 1-2f		0-0 F6			4 0 1 0 0 0 5 0																					
Rusty Staub, L (1, 9) OBP: 0.479, SLG: 0.553	0-0 4-3		4-0 1-2 BB		0-3 K		0-0 SF8 3B			3 1 1 0 1 1 0																					
Ron Fairly, L (1, 3) OBP: 0.375, SLG: 0.400		0-0 S HBP FC6-5 1B	0-0 G3		0-0 F7		0-0 SF8			3 1 1 1 0 0 2																					
Jim Fairey, L (1, 8) OBP: 0.308, SLG: 0.417		1-0 FC6-5 S HBP 1-2		0-0 CS 1B	0-0 F7		0-0 F5			3 0 1 0 0 0 0																					
Jack Hiatt, R (1, 2) OBP: 0.444, SLG: 0.400 Remy Hermoso, R (7, PR) (7, 4) Jim Qualls, S (8, PH) (8, 4)		0-3 K	0-3 K		0-3 K		4-0 SH1-4 1B BB	0-0 G3		2 0 0 0 1 2 3 0 1 0 0 0 0 0 1 0 0 0 0 0 0																					
Coco Laboy, R (1, 5) OBP: 0.209, SLG: 0.154		0-0 FC6-5 2-3 3-H	0-3 K		0-0 SH1-4			0-0 F8		3 0 0 1 0 1 1																					
Bobby Wine, R (1, 6) OBP: 0.341, SLG: 0.282		0-0 F4		0-0 BB 1B	0-0 K		0-3 K	0-0 6-3		4 0 1 0 0 1 3																					
Gary Waslewski, R (1, 1) Bob Bailey, R (7, PH) OBP: 0.294, SLG: 0.286 John Boccabella, R (7, 2) OBP: 0.150, SLG: 0.150			0-3 K		0-3 K		4-0 E 1B BB	0-0 1B		2 0 0 0 0 2 1 0 0 0 0 1 0 0 1 0 1 0 0 0 0																					
Inning Stats	R: 0 E: 0 K: 0 S: 3	H: 0 LOB: 0 BB: 0 P: 3	R: 1 E: 0 K: 1 S: 6	H: 1 LOB: 1 BB: 0 P: 7	R: 0 E: 0 K: 1 S: 6	H: 1 LOB: 2 BB: 1 P: 10	R: 0 E: 0 K: 2 S: 7	H: 1 LOB: 0 BB: 0 P: 7	R: 0 E: 0 K: 1 S: 5	H: 1 LOB: 1 BB: 1 P: 9		R: 0 E: 0 K: 1 S: 5	H: 0 LOB: 0 BB: 0 P: 5	R: 1 E: 1 K: 1 S: 6	H: 1 LOB: 3 BB: 2 P: 14	R: 1 E: 0 K: 0 S: 4	H: 1 LOB: 0 BB: 0 P: 4	R: 0 E: 0 K: 0 S: 4	H: 1 LOB: 1 BB: 0 P: 4	1B: 6 2B: 0 3B: 1 HR: 0	SF: 1 SAC: 1 DP: 1 HBP: 1	WP: 0 PB: 0 SB: 2 CS: 1	PA: 37								
PITCHER Gaylord Perry, R (1, 1) ERA: 4.28	IP 9.0	WLS W	BF 37	H 7	R 3	ER 3	SO 7	BB 4	IBB 0	HBP 1	BLK 0	WP 0	HR 0	S 46	P 63	ERA 3.00	WHIP 1.222														
											PITCHER	IP	WLS	BF	H	R	ER	SO	BB	IBB	HBP	BLK	WP	HR	S	P	ERA	WHIP			

livebaseballscores.com

AB	30
R	3
H	7
RBI	3
BB	4
SO	7
LOB	16



Batter	1	2	3	4	5	6	7	8	9
Bobby Bonds, R OBP: 0.453, SLG: 0.450 (1, 9)	0-0 G3 S BB 1B	0-0 F9			0-0 1-3		4-0 HR BB	0-0 WP 2B	
Ron Hunt, R OBP: 0.439, SLG: 0.556 (1, 4)	4-0 BB G3 1-2 FC6-4 BB		0-0 5-3		0-0 1-3		0-0 1-H 2-H HR	4-0 2B WP BB	
Willie Mays, R OBP: 0.360, SLG: 0.390 (1, 8)	0-0 G3 1-2 2-3		0-3 K		0-3 K		4-0 HR 1B BB	0-0 WP 1B 2B	
Willie McCovey, L OBP: 0.417, SLG: 0.431 (1, 3)	4-0 FC6-4 BB IBB		0-0 F8		0-3 K		0-3 K	0-0 G3	
Bob Burda, L OBP: 0.500, SLG: 0.200 (8, 3)									
Ken Henderson, S OBP: 0.573, SLG: 0.596 (1, 7)	4-0 FC6-4 1-2 2-3 3-H BB			0-0 F8		0-0 F2	0-0 HR 1B	4-0 1B BB	
Dick Dietz, R OBP: 0.491, SLG: 0.854 (1, 2)	0-0 FC6-4 1-2f 2-3 3-H			0-0 G3 1B		0-0 1B	0-0 1-H 2-H HR	0-0 1-2 3-H 1B	
Al Gallagher, R OBP: 0.392, SLG: 0.431 (1, 5)				0-0 G3 1-2		0-3 K	0-0 F9	0-0 6-3	
Hal Lanier, R OBP: 0.261, SLG: 0.150 (1, 6)					4-0 IBB		0-0 4-3	0-0 4-3	
Gaylord Perry, R OBP: 0.125, SLG: 0.188 (1, 1)					0-0 1-3		0-0 HR 2B	0-0 2B WP 1B	

Inning Stats	R: 2	H: 1	E: 0	K: 1	S: 6	LOB: 2	BB: 3	P: 18
	R: 0	H: 0	E: 0	K: 1	S: 5	LOB: 0	BB: 0	P: 5
	R: 0	H: 0	E: 0	K: 1	S: 5	LOB: 0	BB: 0	P: 5
	R: 0	H: 1	E: 0	K: 0	S: 4	LOB: 2	BB: 1	P: 8
	R: 0	H: 0	E: 0	K: 1	S: 5	LOB: 0	BB: 0	P: 5
	R: 0	H: 1	E: 0	K: 2	S: 8	LOB: 1	BB: 0	P: 8
	R: 6	H: 4	E: 0	K: 1	S: 9	LOB: 0	BB: 2	P: 17
	R: 4	H: 4	E: 0	K: 0	S: 7	LOB: 2	BB: 2	P: 15

PITCHER	IP	WLS	BF	H	R	ER	SO	BB	IBB	HBP	BLK	WP	HR	S	P	ERA	WHIP
Gary Waslewski, R ERA: 2.7 (1, 1)	6.0		25	3	2	2	6	2	2	0	0	0	0	33	49	3.00	0.833
Dan McGinn, L ERA: 10.8 (7, 1)	0.2	L	7	3	5	5	1	2	0	0	0	0	1	7	15	67.50	7.500
Howie Reed, R ERA: 8.59 (7, 1)	0.1		2	1	1	1	0	0	0	0	0	0	1	2	2	27.00	3.000
Carroll Sembera, R ERA: 22.09 (8, 1)	1.0		9	4	4	4	0	2	0	0	0	2	0	7	15	36.00	6.000

AB R H RBI BB SO LOB

4	3	2	0	1	0	0
3	3	1	3	2	0	0
4	2	1	0	1	2	2
3	0	0	0	1	2	1
1	0	0	0	0	0	2
3	1	1	1	2	0	0
5	1	4	5	0	0	2
5	0	0	0	0	2	6
3	0	0	0	1	0	0
4	2	2	0	0	1	2

AB	35
R	12
H	11
RBI	9
BB	8
SO	7
LOB	15



Montreal Expos @ San Francisco Giants
Candlestick Park, San Francisco, CA
Fri Apr 24 1970, 9:05 PM EST
Att. 4,600 - Unknown

WP	3	PA	43
PB	0		
SB	1		
CS	0		

Batter	1	2	3	4	5	6	7	8	9	AB	R	H	RBI	BB	SO	LOB
Bobby Bonds, R OBP: 0.463, SLG: 0.500 (1, 8) (8, 9)	0-0 HR	0-0 1B 1-2 2-H		0-3 K		4-0 BB S		0-0 4-3		4	1	2	2	1	1	1
Ron Hunt, R OBP: 0.435, SLG: 0.525 (1, 4)	0-0 6-3	0-0 1B G6-4-3 1-2 2-3			4-0 BB G3 WP	0-3 K			0-0 F4	4	0	1	0	1	1	1
Ken Henderson, S OBP: 0.538, SLG: 0.548 (1, 9) (8, 7)	0-0 4-3	0-0 G6-4-3 1-2f			0-0 G3		0-0 P1		0-0 F5	5	0	0	0	0	0	4
Willie McCovey, L OBP: 0.429, SLG: 0.426 (1, 3)	4-0 IBB		0-0 G3		4-0 IBB		0-0 4-3		0-0 1B	3	0	1	0	2	0	0
Dick Dietz, R OBP: 0.500, SLG: 0.824 (1, 2)	4-0 BB		4-0 BB		0-3 K		0-0 1B		0-0 F8	3	0	1	0	2	1	3
Al Gallagher, R OBP: 0.372, SLG: 0.406 (1, 5)	0-0 5-3		0-0 F8		0-0 6-3		0-0 6-3			4	0	0	0	0	0	6
Bob Taylor, L OBP: 0.368, SLG: 0.143 Willie Mays, R OBP: 0.373, SLG: 0.405 (1, 7) (8, 8)		4-0 BB FC6-4	0-0 F7		0-0 1-3		0-0 1-3		0-0 SH1-4 1B	2	0	0	0	1	0	1
Hal Lanier, R OBP: 0.269, SLG: 0.304 (1, 6)		0-0 FC6-4 1B E 1-2f		0-0 1-3		0-0 HR		0-0 SH1-4	3	2	1	1	0	0	1	
Juan Marichal, R Frank Linzy, R Ron Bryant, S Don McMahon, R Frank Reberger, L OBP: 0.333, SLG: 0.667 (1, 1) (6, 1) (7, 1) (9, 1) (9, 1)		0-0 E1 1B 1B 1-2	0-0 F2		0-3 K		0-3 K			2	0	0	0	0	0	1

Inning Stats	R: 1 E: 0 K: 0 S: 4	H: 1 LOB: 2 BB: 2 P: 12	R: 1 E: 1 K: 0 S: 5	H: 2 LOB: 2 BB: 1 P: 9	R: 0 E: 0 K: 0 S: 3	H: 0 LOB: 1 BB: 1 P: 7	R: 0 E: 0 K: 1 S: 5	H: 0 LOB: 0 BB: 0 P: 5	R: 0 E: 0 K: 1 S: 5	H: 0 LOB: 2 BB: 2 P: 13	R: 1 E: 0 K: 2 S: 8	H: 1 LOB: 1 BB: 1 P: 12	R: 0 E: 0 K: 0 S: 4	H: 1 LOB: 1 BB: 0 P: 4	R: 0 E: 0 K: 1 S: 6	H: 1 LOB: 1 BB: 0 P: 6	R: 0 E: 0 K: 0 S: 4	H: 1 LOB: 1 BB: 0 P: 4	1B: 5 2B: 0 3B: 0 HR: 2	SF: 0 SAC: 1 DP: 1 HBP: 0	WP: 1 PB: 0 SB: 1 CS: 0	PA: 41
---------------------	------------------------------	----------------------------------	------------------------------	---------------------------------	------------------------------	---------------------------------	------------------------------	---------------------------------	------------------------------	----------------------------------	------------------------------	----------------------------------	------------------------------	---------------------------------	------------------------------	---------------------------------	------------------------------	---------------------------------	----------------------------------	------------------------------------	----------------------------------	--------

Montreal Expos @ San Francisco Giants

Candlestick Park, San Francisco, CA

Sat Apr 25 1970, 6:33 AM EST
Att. 27,966 - Unknown

AB	33
R	3
H	7
RBI	3
BB	7
SO	5
LOB	19

PITCHER	IP	WLS	BF	H	R	ER	SO	BB	IBB	HBP	BLK	WP	HR	S	P	ERA	WHIP
Joe Sparr, R ERA: 5.09 (1, 1)	6.0		29	4	3	2	4	5	2	0	0	1	2	30	58	3.00	1.500
Dan McGinn, L ERA: 7.71 (7, 1)	2.0	W	8	2	0	0	1	0	0	0	0	0	0	10	10	0.00	1.000
Claude Raymond, R ERA: 3.0 (9, 1)	1.0	S	4	1	0	0	0	0	0	0	0	0	0	4	4	0.00	1.000

Batter	1	2	3	4	5	6	7	8	9	AB R H RBI BB SO LOB	TOP
Jim Qualls, S (1, 8) Carroll Sembera, R (6, 1) John Boccabella, R (9, PH) OBP: 0.143, SLG: 0.143	0-0 6-3			0-0 5-3		0-0 4-3			0-0 E6	3 0 0 1 0 0 1	Montreal Expos @ San Francisco Giants Candlestick Park, San Francisco, CA Sun Apr 26 1970, 6:33 AM EDT Unknown
Gary Sutherland, R (1, 4) OBP: 0.136, SLG: 0.136	0-0 5-3			0-0 6-3		0-0 1-3			0-0 G6-4-3	4 0 0 0 0 0 2	
Rusty Staub, L (1, 9) OBP: 0.456, SLG: 0.500	0-0 F3			0-0 G3					0-0 6-3	4 0 0 0 0 0 0	
Bob Bailey, R (1, 7) OBP: 0.280, SLG: 0.200		0-0 F5		4-0 BB					0-0 F8	2 0 0 0 1 0 0	
Coco Laboy, R (1, 5) OBP: 0.191, SLG: 0.140		0-0 G3		0-0 G6-4-3					0-0 F5	3 0 0 0 0 0 1	
Ron Fairly, L (1, 3) OBP: 0.339, SLG: 0.354 (6, 8)		0-3 K		0-3 K					0-0 1-3	3 0 0 0 0 2 0	
Ron Brand, R (1, 2) OBP: 0.214, SLG: 0.231			0-0 1-3						0-0 F8	3 1 1 0 0 0 0	
Bobby Wine, R (1, 6) OBP: 0.346, SLG: 0.319			0-0 F9						0-0 FC4-6	3 0 1 0 0 0 1	
Bill Stoneman, R (1, 1) Jack Hiatt, R (6, PH) OBP: 0.520, SLG: 0.500 (6, 3)			0-3 K						0-0 FC4-6	1 0 0 0 0 1 0 2 0 1 0 0 0 1	
Inning Stats	R: 0 H: 0 E: 0 LOB: 0 K: 0 BB: 0 S: 3 P: 3	R: 0 H: 0 E: 0 LOB: 0 K: 1 BB: 0 S: 5 P: 5	R: 0 H: 0 E: 0 LOB: 0 K: 1 BB: 0 S: 5 P: 5	R: 0 H: 0 E: 0 LOB: 0 K: 0 BB: 0 S: 3 P: 3	R: 0 H: 0 E: 0 LOB: 0 K: 1 BB: 1 S: 4 P: 8	R: 1 H: 2 E: 0 LOB: 1 K: 0 BB: 0 S: 5 P: 5	R: 0 H: 0 E: 0 LOB: 0 K: 0 BB: 0 S: 3 P: 3	R: 0 H: 1 E: 0 LOB: 1 K: 0 BB: 0 S: 4 P: 4	R: 0 H: 0 E: 1 LOB: 0 K: 0 BB: 0 S: 3 P: 3	1B: 2 SF: 0 2B: 1 SAC: 0 3B: 0 DP: 2 HR: 0 HBP: 0	WP: 0 PA: 30 PB: 0 SB: 0 CS: 0
PITCHER Mike McCormick, L (1, 1) ERA: 4.3	IP WLS BF H R ER SO BB IBB HBP BLK WP HR S P ERA WHIP 9.0 W 30 3 1 1 3 1 0 0 0 0 0 0 35 39 1.00 0.444										

livebaseballscorecards.com

AB	29
R	1
H	3
RBI	1
BB	1
SO	3
LOB	6



Batter	1	2	3	4	5	6	7	8	9
Bobby Bonds, R OBP: 0.482, SLG: 0.559 (1, 9)	4-0 1B HR BB	0-0 S 1B		0-3 K		0-0 HR		0-0 WP BB L6-5 1B	
Ron Hunt, R OBP: 0.471, SLG: 0.535 (1, 4)	0-0 BB HR 1B	0-0 1-3		0-0 S 1B		1-0 BB 1B HBP		4-0 WP WP HR BB	
Willie Mays, R OBP: 0.393, SLG: 0.413 (1, 8)	4-0 HR BB	0-0 K S 1B		0-3 K		0-0 BB 1B		0-0 L6-5 1-2 2-H	
Willie McCovey, L OBP: 0.451, SLG: 0.544 (1, 3)	0-0 HR	0-3 K		0-0 HR		4-0 1-2 2-3 BB		4-0 WP HR IBB	
Bob Burda, L OBP: 0.500, SLG: 0.200 (9, 3)	1-H 2-H 3-H HR	1-3							
Ken Henderson, S OBP: 0.529, SLG: 0.530 (1, 7)	0-0 1B 1B		0-0 G3		0-0 F6	0-3 K		4-0 1-2 2-3 HR IBB	
Dick Dietz, R OBP: 0.476, SLG: 0.821 (1, 2)	0-0 F2		0-3 K		0-3 K	0-3 K		0-0 1-H 2-H 3-H HR	
Jim Davenport, R OBP: 0.500, SLG: 0.400 (1, 5)	0-0 1-2 1B		0-0 1B		4-0 BB		0-0 F8	0-3 K	
Hal Lanier, R OBP: 0.233, SLG: 0.259 (1, 6)	0-0 P3		0-0 F7		0-3 K		0-0 1-3		
Mike McCormick, L (1, 1)	0-0 F7			0-3 K		0-0 5-3	0-3 K		

Inning Stats	R: 4	H: 4	E: 0	LOB: 2	K: 0	S: 7	P: 15	R: 1	H: 2	E: 0	LOB: 1	K: 1	BB: 0	S: 6	P: 6	R: 0	H: 1	E: 0	LOB: 1	K: 1	BB: 0	S: 6	P: 6	R: 0	H: 1	E: 0	LOB: 1	K: 3	BB: 0	S: 10	R: 1	H: 1	E: 0	LOB: 1	K: 2	BB: 1	S: 8	P: 12	R: 1	H: 2	E: 0	LOB: 3	K: 2	BB: 1	S: 9	P: 14	R: 0	H: 0	E: 0	LOB: 0	K: 1	BB: 0	S: 5	P: 5	R: 4	H: 2	E: 0	LOB: 0	K: 1	BB: 3	S: 6	P: 18
--------------	------	------	------	--------	------	------	-------	------	------	------	--------	------	-------	------	------	------	------	------	--------	------	-------	------	------	------	------	------	--------	------	-------	-------	------	------	------	--------	------	-------	------	-------	------	------	------	--------	------	-------	------	-------	------	------	------	--------	------	-------	------	------	------	------	------	--------	------	-------	------	-------

AB	R	H	RBI	BB	SO	LOB
4	3	3	1	1	1	0
3	2	2	0	1	0	1
4	1	2	1	1	1	3
3	3	2	5	2	1	1
0	0	0	0	0	0	0
4	1	1	0	1	1	3
5	1	1	4	0	3	4
4	0	2	0	1	1	0
4	0	0	0	0	1	4
4	0	0	0	0	2	2

BOTTOM

Montreal Expos @ San Francisco Giants
Candlestick Park, San Francisco, CA

Sun Apr 26 1970, 6:33 AM EDT
Unknown

AB	35
R	11
H	13
RBI	11
BB	7
SO	11
LOB	18

livebaseballscorecards.com

GIANTS

WP: 2	PA: 43
PB: 0	
SB: 3	
CS: 0	

PITCHER	IP	WLS	BF	H	R	ER	SO	BB	IBB	HBP	BLK	WP	HR	S	P	ERA	WHIP
Bill Stoneman, R ERA: 5.52 (1, 1)	5.0	L	26	9	6	6	7	3	0	0	0	0	2	37	49	10.80	2.400
Carroll Sembera, R ERA: 18.9 (6, 1)	3.0		17	4	5	5	4	2	2	1	0	2	2	20	37	15.00	2.000

Batter	1	2	3	4	5	6	7	8	9	AB R H RBI BB SO LOB	TOP											
Mary Staehle, L (1, 4) OBP: 0.311, SLG: 0.308	0-0 F9	0-0 E S 2-H 1B			0-0 SH3	0-0 4-3			0-0 F4	4 0 1 1 0 0 2												
Mack Jones, L (1, 7) OBP: 0.280, SLG: 0.273	0-0 1B 3B	0-3 K			0-0 2B				0-0 F8	4 1 2 1 0 1 1												
Rusty Staub, L (1, 9) OBP: 0.443, SLG: 0.480	0-0 S 1B				0-0 F5				0-3 K	4 0 1 1 0 1 1												
Ron Fairly, L (1, 3) OBP: 0.333, SLG: 0.333	0-3 K 1-2				0-0 IBB				0-0 F8	3 0 0 0 1 2 1												
Bob Bailey, R (1, 5) OBP: 0.276, SLG: 0.174 Coco Laboy, R (8, 5) OBP: 0.191, SLG: 0.140	4-0 BB				0-0 6-3				0-3 K	3 0 0 0 1 1 2 0 0 0 0 0 0 0												
Jim Fairey, L (1, 8) OBP: 0.278, SLG: 0.313	0-3 K				0-0 G3				0-0 4-3	4 0 0 0 0 1 2												
Jack Hiatt, R (1, 2) OBP: 0.552, SLG: 0.500		0-0 1B 1-3 1B			4-0 BB G4-6-3				0-0 F9	2 1 1 0 2 0 0												
Bobby Wine, R (1, 6) OBP: 0.321, SLG: 0.294		0-0 1-3			0-0 G4-6-3				0-3 K	4 0 0 0 0 1 3												
Carl Morton, R (1, 1) OBP: 0.667, SLG: 0.500 Jim Qualls, S (9, PH) Dan McGinn, L (9, 1) Claude Raymond, R (9, 1)		0-3 K			4-0 SH3 2B BB				0-0 4-3	2 1 1 0 1 1 1 1 0												
Inning Stats	R: 1 E: 0 K: 2 S: 9	H: 2 LOB: 2 BB: 1 P: 13	R: 1 E: 0 K: 2 S: 9	H: 2 LOB: 1 BB: 0 P: 9	R: 0 E: 0 K: 1 S: 5	H: 0 LOB: 0 BB: 0 P: 5	R: 0 E: 0 K: 0 S: 2	H: 0 LOB: 0 BB: 1 P: 6	R: 1 E: 0 K: 0 S: 4	H: 1 LOB: 2 BB: 2 P: 12	R: 0 E: 0 K: 0 S: 4	H: 1 LOB: 2 BB: 1 P: 8	R: 0 E: 0 K: 1 S: 5	H: 0 LOB: 0 BB: 0 P: 5	R: 0 E: 0 K: 1 S: 5	H: 0 LOB: 0 BB: 0 P: 5	R: 0 E: 0 K: 1 S: 5	H: 0 LOB: 0 BB: 0 P: 5	1B: 4 2B: 1 3B: 1 HR: 0	SF: 0 SAC: 1 DP: 1 HBP: 0	WP: 0 PB: 0 SB: 2 CS: 0	PA: 37
PITCHER	IP WLS BF H R ER SO BB IBB HBP BLK WP HR S P ERA WHIP																					
Rich Robertson, R (1, 1) ERA: 5.2	6.0 L 28 6 3 3 5 4 1 0 0 0 0 33 53 4.50 1.667																					
Ron Bryant, L (7, 1) ERA: 4.08	1.0 3 0 0 0 1 0 0 0 0 0 0 5 5 0.00 0.000																					
Don McMahon, R (8, 1) ERA: 6.57	2.0 6 0 0 0 2 0 0 0 0 0 0 10 10 0.00 0.000																					

Montreal Expos @ San Francisco Giants
 Candlestick Park, San Francisco, CA
 Sun Apr 26 1970, 6:38 AM EDT
 Att. 9,943 - Unknown

AB	31
R	3
H	6
RBI	3
BB	5
SO	8
LOB	13



WP: 0	PA: 37
-------	--------

ERA	WHIP
-----	------

livebaseballscorecards.com

Batter	1	2	3	4	5	6	7	8	9	AB R H RBI BB SO LOB	BOTTOM
--------	---	---	---	---	---	---	---	---	---	----------------------	--------

Bobby Bonds, R (1, 8) OBP: 0.472, SLG: 0.542	X 0-0 1-3 (1)		S 0-3 K (2)			X 0-0 HR 1B (2)		X 0-0 1-3 (2)		4 1 1 0 0 1 1
Ron Hunt, R (1, 4) OBP: 0.455, SLG: 0.532	X 0-0 1-3 (2)		X 0-0 F5 (3)			X 0-0 F7 (2)		X 0-0 2B (2)		4 0 1 0 0 0 2
Ken Henderson, S (1, 9) OBP: 0.528, SLG: 0.565	BB 4-0 BB BB			S 0-3 K (1)		1-H 0-0 HR (1)		X 0-0 F6 (3)		3 1 1 2 1 1 1
Willie McCovey, L (1, 3) OBP: 0.442, SLG: 0.525	X 0-0 F9 (3)			X 0-0 6-3 (2)		X 0-0 F9 (3)			WP 0-0 1B (1)	4 0 1 0 0 0 1
Steve Whitaker, L (1, 7) OBP: 0.200, SLG: 0.182 Willie Mays, R (9, PH) OBP: 0.386, SLG: 0.404		X 0-0 F9 (1)	S 0-3 K (3)			X 0-0 F4 (1)		X 0-0 F9 (1)	3 0 0 0 0 1 0 1 0 0 0 0 0 1	
Al Gallagher, R (1, 5) OBP: 0.358, SLG: 0.389 Bob Heise, R (8, 6) OBP: 0.333, SLG: 0.306 Dick Dietz, R (9, PH) OBP: 0.469, SLG: 0.807		X 0-0 1-4-3 (2)		X 0-0 F9 (1)		X 0-0 F9 (2)		X 0-0 F4 (2)	3 0 0 0 0 0 0 0 0 0 0 0 0 0 1 0 0 0 0 0 1	
Russ Gibson, R (1, 2) OBP: 0.273, SLG: 0.286		X 0-0 5-3 (3)		X 0-0 G6-4-3 1B (1)		X 0-0 1B (1)		X 0-0 6-3 (3)	4 0 2 0 0 0 1	
Hal Lanier, R (1, 6) OBP: 0.250, SLG: 0.276 Bob Burda, L (7, PH) OBP: 0.444, SLG: 0.167 Don McMahon, R (8, 1)			S 0-0 S 1B (1)	X 0-0 G6-4-3 (2) (3)	1-2F (2)	X 0-0 F4 (3)			2 0 1 0 0 0 1 1 0 0 0 0 0 1 0 0 0 0 0 0 0	
Rich Robertson, R (1, 1) Don Mason, L (6, PH) Ron Bryant, S (7, 1) OBP: 0.200, SLG: 0.200 Jim Davenport, R (8, 5) OBP: 0.429, SLG: 0.333			S 0-3 K (1)			X 0-0 6-3 (1)		X 0-0 F9 (1)	1 0 0 0 0 1 1 1 0 0 0 0 0 0 0 0 0 0 0 0 0 1 0 0 0 0 0 0	

Inning Stats																					1B: 5 SF: 0				2B: 1 SAC: 0				3B: 0 DP: 1				HR: 1 HBP: 0			
R: 0 H: 0	R: 0 H: 0	R: 0 H: 1	R: 0 H: 0	R: 0 H: 1	R: 2 H: 2	R: 0 H: 1	R: 0 H: 1	R: 0 H: 1	R: 0 H: 1	R: 0 H: 1	R: 0 H: 1	R: 0 H: 1	R: 0 H: 1	R: 0 H: 1	R: 0 H: 1	R: 0 H: 1	R: 0 H: 1	R: 0 H: 1	R: 0 H: 1	R: 0 H: 1	R: 0 H: 1	R: 0 H: 1	R: 0 H: 1	R: 0 H: 1	R: 0 H: 1	R: 0 H: 1	R: 0 H: 1	R: 0 H: 1	R: 0 H: 1	R: 0 H: 1						
E: 0 LOB: 1	E: 0 LOB: 0	E: 0 LOB: 1	E: 0 LOB: 0	E: 0 LOB: 1	E: 0 LOB: 0	E: 0 LOB: 1	E: 0 LOB: 0	E: 0 LOB: 1	E: 0 LOB: 1	E: 0 LOB: 1	E: 0 LOB: 1	E: 0 LOB: 1	E: 0 LOB: 1	E: 0 LOB: 1	E: 0 LOB: 1	E: 0 LOB: 1	E: 0 LOB: 1	E: 0 LOB: 1	E: 0 LOB: 1	E: 0 LOB: 1	E: 0 LOB: 1	E: 0 LOB: 1	E: 0 LOB: 1	E: 0 LOB: 1	E: 0 LOB: 1	E: 0 LOB: 1	E: 0 LOB: 1	E: 0 LOB: 1	E: 0 LOB: 1	E: 0 LOB: 1						
K: 0 BB: 1	K: 0 BB: 0	K: 2 BB: 0	K: 2 BB: 0	K: 2 BB: 0	K: 0 BB: 0	K: 0 BB: 0	K: 0 BB: 0	K: 0 BB: 0	K: 0 BB: 0	K: 0 BB: 0	K: 0 BB: 0	K: 0 BB: 0	K: 0 BB: 0	K: 0 BB: 0	K: 0 BB: 0	K: 0 BB: 0	K: 0 BB: 0	K: 0 BB: 0	K: 0 BB: 0	K: 0 BB: 0	K: 0 BB: 0	K: 0 BB: 0	K: 0 BB: 0	K: 0 BB: 0	K: 0 BB: 0	K: 0 BB: 0	K: 0 BB: 0	K: 0 BB: 0	K: 0 BB: 0	K: 0 BB: 0						
S: 3 P: 7	S: 3 P: 3	S: 3 P: 8	S: 7 P: 7	S: 8 P: 8	S: 5 P: 5	S: 3 P: 4	S: 4 P: 4	S: 4 P: 4	S: 4 P: 4	S: 4 P: 4	S: 4 P: 4	S: 4 P: 4	S: 4 P: 4	S: 4 P: 4	S: 4 P: 4	S: 4 P: 4	S: 4 P: 4	S: 4 P: 4	S: 4 P: 4	S: 4 P: 4	S: 4 P: 4	S: 4 P: 4	S: 4 P: 4	S: 4 P: 4	S: 4 P: 4	S: 4 P: 4	S: 4 P: 4	S: 4 P: 4	S: 4 P: 4	S: 4 P: 4						

PITCHER																					WP: 1 PA: 34				PB: 0				SB: 1				CS: 0			
Carl Morton, R (1, 1) ERA: 2.77	IP: 8.0	WLS: 0	BF: 30	H: 6	R: 2	ER: 2	SO: 4	BB: 1	IBB: 0	HBP: 0	BLK: 0	WP: 0	HR: 1	S: 37	P: 41	ERA: 2.25	WHIP: 0.875																			
Dan McGinn, L (9, 1) ERA: 7.71	0.0	1	1	0	0	0	0	0	0	0	0	0	0	1	1	∞	∞																			
Claude Raymond, R (9, 1) ERA: 2.57	1.0	S: 3	0	0	0	0	0	0	0	0	0	1	0	3	3	0.00	0.000																			

Montreal Expos @ San Francisco Giants

Candlestick Park, San Francisco, CA

Sun Apr 26 1970, 6:38 AM EDT
Att. 9,943 - Unknown

AB	33
R	2
H	7
RBI	2
BB	1
SO	4
LOB	11

PITCHER	IP	WLS	BF	H	R	ER	SO	BB	IBB	HBP	BLK	WP	HR	S	P	ERA	WHIP
Carl Morton, R (1, 1)	8.0	0	30	6	2	2	4	1	0	0	0	0	1	37	41	2.25	0.875
Dan McGinn, L (9, 1)	0.0																
Claude Raymond, R (9, 1)	1.0	S	3	0	0	0	0	0	0	0	0	1	0	3	3	0.00	0.000

New York Mets @ San Francisco Giants
 Candlestick Park, San Francisco, CA

Tue Apr 28 1970, 10:05 PM EDT
 Att. 8,253 - Unknown

AB	33
R	5
H	8
RBI	5
BB	3
SO	7
LOB	14



Batter	1	2	3	4	5	6	7	8	9	AB R H RBI BB SO LOB
Mike Jorgensen, L (1, 8) OBP: 0.316, SLG: 0.438	4-0 1B FC 1B BB	0-0 F8		0-0 4-3			0-0 SH1-4 2B		0-0 G3	4 1 1 0 1 0 0
Bud Harrelson, S (1, 6) OBP: 0.423, SLG: 0.523	0-0 FC 1B 1B 1-2 HR	0-0 4-3		0-0 G4-6-3 1B			1-0 SH1-4 HBP		0-0 5-3	4 1 1 0 0 0 1
Ken Boswell, L (1, 4) OBP: 0.405, SLG: 0.432	0-0 1B 1-2 HR	0-0		0-0 G4-6-3 1-2f			0-0 SH1-4			3 1 2 0 0 0 1
Al Weis, S (9, 4) OBP: 0.300, SLG: 0.333	1-2 2-3 1B						1-2 2-3			0 0 0 0 0 0 0
Art Shamsky, L (1, 9) OBP: 0.396, SLG: 0.390	0-0 1B 1-2 HR	0-0 4-3					4-0 G6-4-3 IBB			3 1 1 1 1 0 1
Ron Swoboda, R (7, PR) OBP: 0.423, SLG: 0.325	1-2 2-3 3-H 1B						0-0 1-3			0 0 0 0 0 0 0
Donn Clendenon, R (1, 3) OBP: 0.257, SLG: 0.394	0-3 K		0-3 K		0-0 F6		0-0 G6-4-3			4 0 0 0 0 2 6
Dave Marshall, L (1, 7) OBP: 0.167, SLG: 0.417	0-0 1-H 2-H 3-H HR		0-3 K		0-0 1-3			0-0 E4 L4-3		4 1 1 4 0 1 0
Wayne Garrett, L (1, 5) OBP: 0.214, SLG: 0.083	4-0 BB		0-0 1B 1B		0-0 6-3		0-0 L4-3			3 0 1 0 1 0 1
Duffy Dyer, R (1, 2) OBP: 0.200, SLG: 0.158	0-3 K		0-0 1-2 1B		0-0 F7		0-3 K			4 0 1 0 0 2 1
Gary Gentry, R (1, 1) OBP: 0.300, SLG: 0.222	0-3 K		0-0 F4		0-3 K			0-0 F6		3 0 0 0 0 2 3
Tug McGraw, R (9, 1)										1 0 0 0 0 0 0
										0 0 0 0 0 0 0

Inning Stats	R: 5	H: 3	R: 0	H: 1	R: 0	H: 2	R: 0	H: 1	R: 0	H: 0	R: 0	H: 0	R: 0	H: 1	R: 0	H: 0	R: 0	H: 0	R: 0	H: 0	R: 0	H: 0	1B: 6	SF: 0	WP: 0	PA: 38
E: 0	LOB: 1	E: 0	LOB: 1	E: 0	LOB: 2	E: 0	LOB: 0	E: 0	LOB: 0	E: 0	LOB: 0	E: 0	LOB: 0	E: 1	LOB: 3	E: 1	LOB: 0	E: 0	LOB: 0	E: 0	LOB: 0	E: 0	LOB: 0	2B: 2	SAC: 1	PB: 0
K: 3	BB: 2	K: 0	BB: 0	K: 2	BB: 0	K: 0	BB: 0	K: 0	BB: 0	K: 1	BB: 0	K: 0	BB: 0	K: 0	BB: 1	K: 1	BB: 0	K: 0	BB: 0	K: 0	BB: 0	K: 0	BB: 0	3B: 0	DP: 3	SB: 0
S: 13	P: 21	S: 4	P: 4	S: 9	P: 9	S: 3	P: 3	S: 3	P: 3	S: 5	P: 5	S: 3	P: 3	S: 5	P: 5	S: 3	P: 3	S: 3	P: 3	S: 3	P: 3	S: 3	P: 3	HR: 1	HBP: 1	CS: 0

PITCHER	IP	WLS	BF	H	R	ER	SO	BB	IBB	HBP	BLK	WP	HR	S	P	ERA	WHIP
Gaylord Perry, R (1, 1) ERA: 4.8	5.0	L	24	7	5	5	5	2	0	0	0	0	1	32	40	9.00	1.800
Frank Reberger, R (6, 1) ERA: 9.0	2.0		8	1	0	0	1	0	1	1	0	0	0	8	13	0.00	0.500
Frank Linzy, R (8, 1) ERA: 4.0	2.0		6	0	0	0	1	0	0	0	0	0	0	8	8	0.00	0.000

WP: 0	PA: 38
PB: 0	
SB: 0	
CS: 0	

Batter	1	2	3	4	5	6	7	8	9	AB	R	H	RBI	BB	SO	LOB
Bobby Bonds, R OBP: 0.473, SLG: 0.566 (1, 9)	0-3 K		0-0 2B		0-3 K			0-0 F9 2B		4	1	2	0	0	2	0
Ron Hunt, R OBP: 0.441, SLG: 0.510 (1, 4)	0-0 F7		0-3 K			0-0 1B		0-0 F7		4	0	1	0	0	1	2
Willie Mays, R OBP: 0.377, SLG: 0.451 (1, 8)	0-0 HR		0-0 F8			0-0 F9		0-0 F9		4	1	1	1	0	0	3
Willie McCovey, L OBP: 0.444, SLG: 0.531 (1, 3)	4-0 BB		0-0 F5			0-0 F7		0-0 2B		3	0	1	1	1	0	2
Ken Henderson, S OBP: 0.516, SLG: 0.542 (1, 7)	0-3 K			0-0 F8		0-0 F8		1-0 HBP		3	0	0	0	0	1	2
Dick Dietz, R OBP: 0.471, SLG: 0.783 (1, 2)		4-0 4-3 BB		0-3 K		0-0 1B		0-0 F8		3	0	1	0	1	1	2
Jim Davenport, R OBP: 0.273, SLG: 0.200 (1, 5)		0-3 K		0-0 F8		0-0 F7		0-0 6-3		4	0	0	0	0	1	2
Hal Lanier, R OBP: 0.235, SLG: 0.258 (1, 6)		0-0 4-3		0-0 F6		0-3 K		0-3 K		2	0	0	0	0	0	1
Bob Taylor, L OBP: 0.350, SLG: 0.133 (7, PH)		1-2		0-0 F9		0-0 F7		0-3 K		1	0	0	0	0	1	1
Frank Linzy, R (8, 1)		0-0 6-3								0	0	0	0	0	0	0
Al Gallagher, R OBP: 0.354, SLG: 0.384 (9, PH)										1	0	0	0	0	1	0
Gaylord Perry, R OBP: 0.118, SLG: 0.176 (1, 1)										1	0	0	0	0	0	1
Don Mason, L (5, PH)										1	0	0	0	0	0	0
Frank Reberger, L OBP: 0.333, SLG: 0.667 (6, 1)										0	0	0	0	0	0	0
Bob Heise, R OBP: 0.317, SLG: 0.289 (7, PH)										2	0	0	0	0	1	1
Bob Heise, R (8, 6)																

Inning Stats	R: 1	H: 1	E: 0	K: 2	S: 8	H: 1	LOB: 1	BB: 1	P: 12	R: 0	H: 0	E: 0	K: 1	S: 5	H: 0	LOB: 1	BB: 1	P: 9	R: 0	H: 1	E: 0	K: 1	S: 6	H: 0	LOB: 0	BB: 0	P: 6	R: 0	H: 0	E: 0	K: 1	S: 5	H: 0	LOB: 0	BB: 0	P: 5	R: 0	H: 1	E: 0	K: 0	S: 4	H: 1	LOB: 1	BB: 0	P: 4	R: 0	H: 1	E: 0	K: 1	S: 6	H: 2	LOB: 2	BB: 0	P: 6	R: 1	H: 2	E: 0	K: 0	S: 5	H: 0	LOB: 0	BB: 0	P: 7	1B: 2	2B: 3	3B: 0	HR: 1	SF: 0	SAC: 0	DP: 0	HBP: 1	WP: 0	PA: 36
--------------	------	------	------	------	------	------	--------	-------	-------	------	------	------	------	------	------	--------	-------	------	------	------	------	------	------	------	--------	-------	------	------	------	------	------	------	------	--------	-------	------	------	------	------	------	------	------	--------	-------	------	------	------	------	------	------	------	--------	-------	------	------	------	------	------	------	------	--------	-------	------	-------	-------	-------	-------	-------	--------	-------	--------	-------	--------


PITCHER	IP	WLS	BF	H	R	ER	SO	BB	IBB	HBP	BLK	WP	HR	S	P	ERA	WHIP
Gary Gentry, R ERA: 1.82 (1, 1)	8.0	W	33	6	2	2	7	2	0	1	0	0	1	44	53	2.25	1.000
Tug McGraw, L ERA: (9, 1)	1.0	S	3	0	0	0	2	0	0	0	0	0	0	7	7	0.00	0.000

BOTTOM

New York Mets @ San Francisco Giants
Candlestick Park, San Francisco, CA

Tue Apr 28 1970, 10:05 PM EDT
Att. 8,253 - Unknown

AB	33
R	2
H	6
RBI	2
BB	2
SO	9
LOB	17



New York Mets @ San Francisco Giants
 Candlestick Park, San Francisco, CA

Wed Apr 29 1970, 6:33 AM EDT
 Att. 6,139 - Unknown

livebaseballscorecards.com

AB	37
R	6
H	13
RBI	6
BB	2
SO	7
LOB	12



Batter	1	2	3	4	5	6	7	8	9	AB R H RBI BB SO LOB
Mike Jorgensen, L (1, 8) OBP: 0.375, SLG: 0.600	0-0 G3		0-0 HR		0-0 1B		4-0 1B SF8 BB		0-3 K	4 2 2 1 1 1 0
Bud Harrelson, S (1, 6) OBP: 0.422, SLG: 0.514	0-0 F8		0-0 F7		0-3 K		0-0 1B		0-0 1B	5 0 2 1 0 1 1
Ken Boswell, L (1, 4) Joe Foy, R (9, PH) OBP: 0.370, SLG: 0.400 OBP: 0.261, SLG: 0.237	0-0 4-3		0-0 F7			0-0 F7	0-0 SF8		0-0 F9	3 0 0 1 0 0 0 1 0 0 0 0 0 1
Art Shamsky, L (1, 9) Tommie Agee, R (9, PH) OBP: 0.404, SLG: 0.422 OBP: 0.320, SLG: 0.303		0-0 2B		0-0 6-3		0-0 2B	0-0 F3		0-0 1B	4 2 2 0 0 0 1 1 0 1 0 0 0 0
Donn Clendenon, R (1, 3) OBP: 0.275, SLG: 0.500		0-0 1B		0-0 HR		0-0 2B		0-3 K	0-0 1B	5 1 2 2 0 1 3
Dave Marshall, L (1, 7) OBP: 0.188, SLG: 0.375		0-3 K		0-3 K		0-0 F6		0-0 1B		4 0 1 0 0 2 2
Wayne Garrett, L (1, 5) OBP: 0.278, SLG: 0.200		0-0 2B		0-0 G3		0-0 L3		4-0 1B		3 0 1 1 1 0 1
Duffy Dyer, R (1, 2) OBP: 0.250, SLG: 0.217		0-0 F9		0-0 1-3			0-0 1B	0-0 1B	0-0 1B	4 1 2 0 0 0 1
Jerry Koosman, R (1, 1) Cleon Jones, R (8, PH) Ron Taylor, R (8, 1) Tug McGraw, R (8, 1) Cal Koonce, R (8, 1)			0-3 K		0-0 5-3		0-0 SH5-4	0-3 K		2 0 0 0 0 1 0 1 0 0 0 0 1 2 0

Inning Stats	R: 0	H: 0	E: 0	K: 0	S: 3	P: 3	R: 1	H: 2	E: 0	K: 1	S: 7	P: 7	R: 1	H: 1	E: 0	K: 1	S: 6	P: 6	R: 1	H: 1	E: 0	K: 1	S: 6	P: 6	R: 0	H: 1	E: 0	K: 1	S: 6	P: 6	R: 1	H: 2	E: 0	K: 0	S: 5	P: 5	R: 2	H: 2	E: 0	K: 0	S: 5	P: 9	R: 0	H: 2	E: 0	K: 2	S: 8	P: 12	R: 0	H: 2	E: 0	K: 1	S: 7	P: 7	1B: 8	SF: 1	2B: 3	SAC: 1	3B: 0	DP: 0	HR: 2	HBP: 0	WP: 0	PA: 41
--------------	------	------	------	------	------	------	------	------	------	------	------	------	------	------	------	------	------	------	------	------	------	------	------	------	------	------	------	------	------	------	------	------	------	------	------	------	------	------	------	------	------	------	------	------	------	------	------	-------	------	------	------	------	------	------	-------	-------	-------	--------	-------	-------	-------	--------	-------	--------

PITCHER	IP	WLS	BF	H	R	ER	SO	BB	IBB	HBP	BLK	WP	HR	S	P	ERA	WHIP
Juan Marichal, R (1, 1) ERA: 4.5	7.0		31	9	6	6	4	1	0	0	0	0	2	38	42	7.71	1.429
Frank Linzy, R (8, 1) ERA: 3.79	1.0	W	5	2	0	0	2	1	0	0	0	0	0	8	12	0.00	3.000
Ron Bryant, L (9, 1) ERA: 3.93	0.2		4	2	0	0	1	0	0	0	0	0	0	6	6	0.00	3.000
Don McMahon, R (9, 1) ERA: 6.39	0.1	S	1	0	0	0	0	0	0	0	0	0	0	1	1	0.00	0.000

PITCHER	IP	WLS	BF	H	R	ER	SO	BB	IBB	HBP	BLK	WP	HR	S	P	ERA	WHIP
---------	----	-----	----	---	---	----	----	----	-----	-----	-----	----	----	---	---	-----	------

Batter	1	2	3	4	5	6	7	8	9
Bobby Bonds, R OBP: 0.469, SLG: 0.588 (1, 9)	0-3 K		0-0 HR	0-3 K			0-3 K	4-0 HBP 1B 1-2 BB	
Ron Hunt, R OBP: 0.484, SLG: 0.564 (1, 4)	0-0 CS E 1B		4-0 BB BB		0-0 1B		0-0 WP 2B	0-0 HBP 1B 1-2 2-3 3-H	
Willie Mays, R OBP: 0.394, SLG: 0.434 (1, 8)	0-0 E4 1-2		4-0 BB 1-2		0-3 K		4-0 WP BB	1-0 HBP 1-2 2-3 3-H	
Willie McCovey, L OBP: 0.421, SLG: 0.493 (1, 3)	0-0 F8 2-3		0-3 K		0-0 F3		0-0 3-1 1-3 2-H	0-0 F9	
Ken Henderson, S OBP: 0.515, SLG: 0.539 (1, 7)		0-0 F7		0-0 1B FC1-5-2		0-0 6-3		0-0 3-1 SH1-4 1B	
Dick Dietz, R OBP: 0.465, SLG: 0.762 (1, 2)		0-0 F8		0-0 1B FC1-5-2		0-0 F9		0-0 SH1-4 1-2	
Jim Davenport, R OBP: 0.200, SLG: 0.143 (1, 5)		0-3 K		0-0 1B FC1-5-2 1-3 3-H		0-0 5-3		0-0 3-1 2-3	
Hal Lanier, R OBP: 0.243, SLG: 0.353 (1, 6)			0-0 F7		0-0 HR 2-H 3-H		0-0 F3	4-0 1B BB	
Bob Burda, L OBP: 0.500, SLG: 0.167 (8, PH)									
Bob Heise, R OBP: 0.317, SLG: 0.289 (8, PR) (9, 6)									
Juan Marichal, R (1, 1)			0-0 F6		0-0 L1		0-0 F3	0-0 1B BB 1-3 HBP 3-H 1B	
Tito Fuentes, S OBP: 0.289, SLG: 0.412 (7, PH)									
Frank Linzy, R (8, 1)									
Bob Taylor, L OBP: 0.350, SLG: 0.133 (8, PH)									
Al Gallagher, R OBP: 0.291, SLG: 0.392 (8, PH)									
Ron Bryant, S OBP: 0.200, SLG: 0.200 (9, 1)									
Don McMahon, R (9, 1)									

Inning Stats	R: 0 E: 1 K: 1 S: 6	H: 1 LOB: 1 BB: 0 P: 6	R: 0 E: 0 K: 1 S: 5	H: 0 LOB: 0 BB: 0 P: 5	R: 1 E: 0 K: 1 S: 6	H: 1 LOB: 2 BB: 2 P: 14	R: 3 E: 0 K: 1 S: 8	H: 3 LOB: 0 BB: 0 P: 8	R: 0 E: 0 K: 1 S: 6	H: 1 LOB: 1 BB: 0 P: 6	R: 0 E: 0 K: 0 S: 3	H: 0 LOB: 0 BB: 0 P: 3	R: 1 E: 0 K: 1 S: 6	H: 1 LOB: 1 BB: 1 P: 10	R: 3 E: 0 K: 0 S: 6	H: 3 LOB: 3 BB: 2 P: 15
--------------	------------------------------	---------------------------------	------------------------------	---------------------------------	------------------------------	----------------------------------	------------------------------	---------------------------------	------------------------------	---------------------------------	------------------------------	---------------------------------	------------------------------	----------------------------------	------------------------------	----------------------------------

PITCHER	IP	WLS	BF	H	R	ER	SO	BB	IBB	HBP	BLK	WP	HR	S	P	ERA	WHIP
Jerry Koosman, L ERA: 2.56 (1, 1)	7.0		31	7	5	5	6	3	0	0	0	1	2	40	52	6.43	1.429
Ron Taylor, R ERA: 4.0 (8, 1)	0.2	L	4	1	2	2	0	1	0	0	0	0	0	3	7	27.00	3.000
Tug McGraw, L ERA: 0.9 (8, 1)	0.0		3	2	0	0	0	1	0	0	0	0	0	2	6	∞	∞
Cal Koonce, R ERA: 3.86 (8, 1)	0.1		2	0	1	1	0	0	0	1	0	0	0	1	2	27.00	0.000

AB	R	H	RBI	BB	SO	LOB
4	1	1	1	1	3	0
4	1	4	1	1	0	0
2	0	0	1	2	1	2
5	0	0	0	0	1	9
4	1	2	0	0	0	1
3	1	1	0	0	0	0
4	1	0	0	0	1	3
3	1	1	3	0	0	0
0	0	0	0	1	0	0
0	1	0	0	0	0	0
2	0	0	0	0	0	0
1	0	0	0	0	0	0
0	0	0	0	0	0	0
0	0	0	0	0	0	0
1	1	1	1	0	0	0
0	0	0	0	0	0	0
0	0	0	0	0	0	0

WP	PA
3	40

AB	33
R	8
H	10
RBI	7
BB	5
SO	6
LOB	15



BOTTOM

New York Mets @ San Francisco Giants
Candlestick Park, San Francisco, CA
 Wed Apr 29 1970, 6:33 AM EDT
 Att. 6,139 - Unknown

livebaseballscorecards.com

Batter	1	2	3	4	5	6	7	8	9	AB R H RBI BB SO LOB	TOP		
Tommie Agee, R OBP: 0.313, SLG: 0.338 (1, 8) X	0-0 F9	0-0 6-3			0-0 F9		0-0 HR		0-3 K	5 1 1 1 0 1 0			
Bud Harrelson, S OBP: 0.409, SLG: 0.520 (1, 6) X	0-0 P4		0-0 F5		0-0 1B 3B		0-0 F7		0-0 4-3	5 1 1 0 0 0 0			
Cleon Jones, R OBP: 0.342, SLG: 0.323 (1, 7) B B B	4-0 BB 1B BB		0-0 F8		0-0 CS 1B		0-0 FC4-6 1B		0-0 6-3	4 1 2 1 1 0 0			
Donn Clendenon, R OBP: 0.295, SLG: 0.500 (1, 3) X	0-0 BB 1B		0-0 1B		0-0 L6		0-0 FC4-6			4 1 2 0 0 0 2			
Ron Swoboda, R OBP: 0.429, SLG: 0.326 (1, 9) B B B	4-0 1B BB		0-0 6-3			0-0 2B 1B	0-3 K			3 0 1 0 1 1 2			
Joe Foy, R OBP: 0.288, SLG: 0.286 (1, 5) X	0-0 1B			0-0 S FC1-2 1B		0-0 G6-2-3 2B		0-0 5-3		4 0 3 2 0 0 0			
Al Weis, S OBP: 0.273, SLG: 0.300 (1, 4) S S S	0-3 K		0-3 K		0-3 K	1-0 G6-2-3 HBP		0-0 4-3		2 0 0 0 0 2 3			
Ken Boswell, L OBP: 0.375, SLG: 0.390 (6, PH) (6, 4)										1 0 0 0 0 0 0			
Duffy Dyer, R OBP: 0.250, SLG: 0.192 (1, 2) X		0-0 F8		0-0 FC1-2 FC6		0-0 G6-2-3		4-0 BB		3 0 0 0 1 0 4			
Nolan Ryan, R OBP: 0.091, SLG: 0.091 (1, 1) X		0-0 5-3		0-0 FC6		0-0 F9		0-3 K		4 0 0 0 0 1 4			
Inning Stats	R: 2 H: 2 E: 0 LOB: 2 K: 1 BB: 2 S: 7 P: 15	R: 0 H: 0 E: 0 LOB: 0 K: 0 BB: 0 S: 3 P: 3	R: 0 H: 1 E: 0 LOB: 1 K: 0 BB: 0 S: 4 P: 4	R: 0 H: 1 E: 0 LOB: 1 K: 1 BB: 0 S: 6 P: 6	R: 1 H: 2 E: 0 LOB: 0 K: 0 BB: 0 S: 4 P: 4	R: 0 H: 2 E: 0 LOB: 2 K: 0 BB: 0 S: 4 P: 5	R: 1 H: 2 E: 0 LOB: 1 K: 1 BB: 0 S: 7 P: 7	R: 0 H: 0 E: 0 LOB: 1 K: 1 BB: 1 S: 5 P: 9	R: 0 H: 0 E: 0 LOB: 0 K: 1 BB: 0 S: 5 P: 5	1B: 7 SF: 0 2B: 1 SAC: 0 3B: 1 DP: 1 HR: 1 HBP: 1	WP: 0 PA: 39 PB: 0 SB: 2 CS: 1		
PITCHER	IP WLS BF H R ER SO BB IBB HBP BLK WP HR S P ERA WHIP											PITCHER	IP WLS BF H R ER SO BB IBB HBP BLK WP HR S P ERA WHIP
Mike McCormick, L ERA: 4.46 (1, 1)	5.0 L 24 8 3 3 2 2 0 0 0 0 0 0 26 34 5.40 2.000												
Frank Reberger, R ERA: 8.5 (6, 1)	2.0 8 2 1 1 1 0 0 1 0 0 1 9 10 4.50 1.000												
Frank Linzy, R ERA: 3.43 (8, 1)	2.0 7 0 0 0 0 2 1 0 0 0 0 0 10 14 0.00 0.500												

New York Mets @ San Francisco Giants
Candlestick Park, San Francisco, CA

Thu Apr 30 1970, 6:33 AM EDT
Att. 5,149 - Unknown

livebaseballscorecards.com

AB 35
R 4
H 10
RBI 4
BB 3
SO 5
LOB 15



Batter	1	2	3	4	5	6	7	8	9	AB	R	H	RBI	BB	SO	LOB
Bobby Bonds, R OBP: 0.451, SLG: 0.560 (1, 8)	0-3 K		0-0 5-3		0-3 K		0-0 FC5			4	0	0	1	0	2	3
Ron Hunt, R OBP: 0.485, SLG: 0.544 (1, 4)	4-0 G6-4-3 BB		0-0 F8			4-0 BB		0-0 5-3		2	0	0	0	2	0	1
Ken Henderson, S OBP: 0.515, SLG: 0.526 (1, 9)	0-0 G6-4-3 1-2f			4-0 5-3-1 BB		0-0 P5		4-0 G4-6-3 BB		2	0	0	0	2	0	2
Willie McCovey, L OBP: 0.404, SLG: 0.466 (1, 3)		0-0 5-3		0-0 5-3-1 1-3f		0-0 F8		0-0 G4-6-3 1-2f		4	0	0	0	0	0	3
Dick Dietz, R OBP: 0.453, SLG: 0.727 (1, 2)		0-3 K		4-0 BB BB		0-3 K			0-3 K	3	0	0	0	1	3	1
Jim Davenport, R OBP: 0.316, SLG: 0.294 (1, 5)		0-0 F9		4-0 1-2 BB		0-0 FC5 2B		0-0 FC4-6 1B		3	0	2	0	1	0	0
Bob Taylor, L OBP: 0.333, SLG: 0.111 (1, 7)		4-0 SH1-4 1B 5-3 BB		0-3 K		0-3 K		0-0 L5		3	1	0	0	1	2	4
Hal Lanier, R OBP: 0.256, SLG: 0.361 (1, 6)			0-0 5-3 SH1-4 1B		0-0 F8		0-3 K		0-0 FC4-6 1-2f	2	0	1	0	0	0	0
Steve Whitaker, L OBP: 0.192, SLG: 0.174 (7, PH)										1	0	0	0	0	1	1
Bob Heise, R OBP: 0.317, SLG: 0.289 (8, 6)										0	0	0	0	0	0	0
Bob Burda, L OBP: 0.455, SLG: 0.143 (9, PH)										1	0	0	0	0	0	1
Mike McCormick, L OBP: 0.333, SLG: 0.667 (6, 1)			0-0 SH1-4		0-0 4-3		4-0 BB			1	0	0	0	0	0	0
Don Mason, L OBP: 0.333, SLG: 0.667 (7, PH)										0	0	0	0	0	0	0
Frank Linzy, R OBP: 0.333, SLG: 0.667 (8, 1)										0	0	0	0	1	0	0
										0	0	0	0	0	0	0


Inning Stats	R: 0	H: 0	E: 0	K: 1	S: 4	R: 0	H: 0	E: 0	K: 1	S: 5	R: 1	H: 1	E: 0	K: 0	S: 4	R: 0	H: 0	E: 0	K: 1	S: 4	R: 0	H: 0	E: 0	K: 1	S: 5	R: 0	H: 0	E: 0	K: 2	S: 8	R: 0	H: 0	E: 0	K: 0	S: 2	R: 0	H: 1	E: 0	K: 1	S: 6	1B: 2	2B: 2	3B: 0	HR: 0	SF: 0	SAC: 1	DP: 3	HBP: 0	WP: 0	PB: 0	SB: 0	CS: 0	PA: 35
PITCHER Nolan Ryan, R ERA: 0.69 (1, 1)	IP	WLS	BF	H	R	ER	SO	BB	IBB	HBP	BLK	WP	HR	S	P	ERA	WHIP																																				
	9.0	W	35	3	1	1	8	8	0	0	0	0	0	43	75	1.00	1.222																																				

BOTTOM

New York Mets @ San Francisco Giants
Candlestick Park, San Francisco, CA

Thu Apr 30 1970, 6:33 AM EDT
Att. 5,149 - Unknown

AB	26
R	1
H	3
RBI	1
BB	8
SO	8
LOB	16



livebaseballscorecards.com

Batter	1	2	3	4	5	6	7	8	9	AB	R	H	RBI	BB	SO	LOB	TOP					
Denny Doyle, L (1, 4) OBP: 0.274, SLG: 0.346	0-0 3-1			0-0 6-3	0-0 2B			0-0 4-3		4	0	1	0	0	0	0	Philadelphia Phillies @ San Francisco Giants Candlestick Park, San Francisco, CA Fri May 01 1970, 10:05 PM EDT Att. 5,328 - Unknown					
Don Money, R (1, 5) OBP: 0.435, SLG: 0.545	0-3 K			0-0 F3	0-0 F8			0-3 K		4	0	0	0	0	2	1						
John Briggs, L (1, 7) OBP: 0.275, SLG: 0.229	0-0 F9			0-0 E4 BB BB E		4-0 BB BB BB		4-0 WP 1B BB		2	1	0	0	2	0	0						
Deron Johnson, R (1, 3) OBP: 0.304, SLG: 0.464		0-3 K		4-0 E BB BB BB		0-0 F3		0-0 WP BB		3	0	1	0	1	1	1						
Terry Harmon, R (8, PR) OBP: 0.333, SLG: 0.200				1-2 E BB BB		0-0 F3		1-2 WP 1B		0	0	0	0	0	0	0						
Jim Hutto, R (8, 3) OBP: 0.200, SLG: 0.200				1-2 2-3 E BB BB		0-0 F5		1-2 2-3 F7		0	0	0	0	0	0	0						
Tim McCarver, L (1, 2) OBP: 0.296, SLG: 0.313				1-2 2-3 E BB BB		0-0 F5		1-2 2-3 F7		3	0	0	0	1	0	3						
Larry Hisle, R (1, 8) OBP: 0.325, SLG: 0.324				1-2 2-3 3-H E BB FC4-6		0-0 F5			0-0 F2	4	0	0	0	0	1	3						
Byron Browne, R (1, 9) OBP: 0.313, SLG: 0.286				1-2 2-3 3-H E BB FC4-6		0-0 F5			0-3 K	4	0	0	0	0	1	3						
Larry Bowa, S (1, 6) OBP: 0.219, SLG: 0.167				1-2 2-3 3-H E BB FC4-6		0-0 F5			0-3 K	3	0	0	0	0	0	0						
Rick Joseph, R (9, PH) OBP: 0.333, SLG: 1.000				1-2 2-3 3-H E BB FC4-6		0-0 F5			0-3 K	1	0	0	0	0	1	0						
Jim Bunning, R (1, 1)				0-0 6-3		0-0 F3			0-3 K	2	0	0	0	0	2	0						
Ron Stone, L (7, PH) OBP: 0.167, SLG: 0.222				0-0 6-3		0-0 F7			0-3 K	1	0	0	0	0	1	0						
Bill Wilson, R (7, 1)				0-3 K		0-3 K			0-3 K	0	0	0	0	0	0	0						
Inning Stats	R: 0 E: 0 K: 1 S: 5	H: 0 LOB: 0 BB: 0 P: 5	R: 0 E: 0 K: 2 S: 7	H: 0 LOB: 0 BB: 0 P: 7	R: 0 E: 0 K: 1 S: 5	H: 0 LOB: 0 BB: 0 P: 5	R: 1 E: 2 K: 0 S: 5	H: 0 LOB: 3 BB: 2 P: 13	R: 0 E: 0 K: 1 S: 6	H: 1 LOB: 1 BB: 0 P: 6	R: 0 E: 0 K: 0 S: 3	H: 0 LOB: 1 BB: 1 P: 7	R: 0 E: 0 K: 1 S: 5	H: 0 LOB: 0 BB: 0 P: 5	R: 0 E: 0 K: 1 S: 6	H: 1 LOB: 3 BB: 1 P: 10	R: 0 E: 0 K: 2 S: 7	H: 0 LOB: 0 BB: 0 P: 7	1B: 1 2B: 1 3B: 0 HR: 0	SF: 0 SAC: 0 DP: 0 HBP: 0	WP: 1 PB: 0 SB: 0 CS: 0	PA: 35
PITCHER Rich Robertson, R (1, 1) ERA: 3.93	IP 9.0	WLS W	BF 35	H 2	R 1	ER 0	SO 9	BB 4	IBB 0	HBP 0	BLK 0	WP 1	HR 0	S 49	P 65	ERA 0.00	WHIP 0.667					
																	PITCHER IP WLS BF H R ER SO BB IBB HBP BLK WP HR S P ERA WHIP					

livebaseballscorecards.com

AB	31
R	1
H	2
RBI	0
BB	4
SO	9
LOB	11



Batter	1	2	3	4	5	6	7	8	9	AB R H RBI BB SO LOB
--------	---	---	---	---	---	---	---	---	---	----------------------

Bobby Bonds, R OBP: 0.462, SLG: 0.602 (1, 9)	0-0 S S BB 1B	0-0 1-H HR		0-0 1B			0-0 F9			4 2 3 2 0 0 0
Ron Hunt, R OBP: 0.486, SLG: 0.533 (1, 4)	4-0 BB F2 1-2 BB	0-0 F7		0-0 FC5-4 1B			0-0 F8			3 0 1 0 1 0 0
Willie Mays, R OBP: 0.371, SLG: 0.404 (1, 8)	0-0 F2 1-2 2-3	0-0 F4		0-0 FC5-4 1-2f			0-3 K			4 0 0 0 0 1 4
Willie McCovey, L OBP: 0.398, SLG: 0.447 (1, 3)	4-0 BB IBB		0-0 4-3		0-0 F6		0-0 F5			3 0 0 0 1 0 0
Ken Henderson, S OBP: 0.505, SLG: 0.506 (1, 7)	4-0 1-2 2-3 3-H BB		0-0 F6		0-0 F5		0-0 F8			3 0 0 1 1 0 0
Dick Dietz, R OBP: 0.443, SLG: 0.700 (1, 2)	0-3 K		0-0 1B		0-3 K		0-3 K			4 0 1 0 0 3 3
Jim Davenport, R OBP: 0.273, SLG: 0.250 (1, 5)	0-3 K		0-0 F4		0-0 F6		0-0 F8			3 0 0 0 0 1 4
Hal Lanier, R OBP: 0.238, SLG: 0.333 (1, 6)		0-0 E6 FC2-6		0-0 5-3		0-0 F8				3 0 0 0 0 0 0
Rich Robertson, R (1, 1)		0-0 FC2-6 1-2f HR		0-3 K		0-0 F8				3 1 0 0 0 1 1

Inning Stats	R: 1	H: 1	E: 0	LOB: 3	K: 2	S: 8	P: 20	R: 2	H: 1	E: 1	LOB: 0	K: 0	S: 5	P: 5	R: 0	H: 1	E: 0	LOB: 1	K: 0	S: 4	P: 4	R: 0	H: 2	E: 0	LOB: 2	K: 1	S: 7	P: 7	R: 0	H: 0	E: 0	LOB: 0	K: 1	S: 5	P: 5	R: 0	H: 0	E: 0	LOB: 0	K: 0	S: 3	P: 3	R: 0	H: 0	E: 0	LOB: 0	K: 1	S: 5	P: 5	R: 0	H: 0	E: 0	LOB: 0	K: 1	S: 5	P: 5
--------------	------	------	------	--------	------	------	-------	------	------	------	--------	------	------	------	------	------	------	--------	------	------	------	------	------	------	--------	------	------	------	------	------	------	--------	------	------	------	------	------	------	--------	------	------	------	------	------	------	--------	------	------	------	------	------	------	--------	------	------	------

PITCHER	IP	WLS	BF	H	R	ER	SO	BB	IBB	HBP	BLK	WP	HR	S	P	ERA	WHIP
Jim Bunning, R ERA: 2.45 (1, 1)	6.0	L	27	5	3	2	4	2	1	0	0	0	1	32	44	3.00	1.167
Bill Wilson, R ERA: 2.79 (7, 1)	2.0		6	0	0	0	2	0	0	0	0	0	0	10	10	0.00	0.000

BOTTOM

Philadelphia Phillies @ San Francisco Giants
Candlestick Park, San Francisco, CA
Fri May 01 1970, 10:05 PM EDT
Att. 5,328 - Unknown

livebaseballscorecards.com

AB	30
R	3
H	5
RBI	3
BB	3
SO	6
LOB	12



WP	PA
0	33

WP	HR	S	P	ERA	WHIP
0	0	0	0	0.00	0.000

Batter	1	2	3	4	5	6	7	8	9	AB R H RBI BB SO LOB	TOP											
Denny Doyle, L (1, 4) OBP: 0.273, SLG: 0.341	0-0 G5-3 1B 1B		0-0 L4-3 1-2			0-0 F8		0-3 K		4 0 1 0 0 1 2												
Don Money, R (1, 5) OBP: 0.439, SLG: 0.593	0-0 1-2 1B			0-0 F7			0-0 HR	0-0 6-3		4 1 2 1 0 0 1												
John Briggs, L (1, 7) OBP: 0.262, SLG: 0.216	0-3 K			0-0 G3			0-0 F7		0-0 F6	4 0 0 0 0 1 2												
Deron Johnson, R (1, 3) OBP: 0.289, SLG: 0.438	0-0 G5-3 2-3f			0-0 F7			0-3 K		0-3 K	4 0 0 0 0 2 2												
Tim McCarver, L (1, 2) OBP: 0.288, SLG: 0.304		0-0 F4			0-0 F4				0-0 F6	2 0 0 0 0 0 0												
Mike Ryan, R (6, 2) OBP: 0.429, SLG: 0.333							FC5 BB 1B			0 0 0 0 0 0 0												
Jim Hutto, R (7, PH) OBP: 0.286, SLG: 0.286										2 0 1 0 0 0 0												
Larry Hisle, R (1, 8) OBP: 0.337, SLG: 0.319		0-0 F4			4-0 G6-4-3 BB					1 0 0 0 2 0 0												
Byron Browne, R (1, 9) OBP: 0.300, SLG: 0.273										2 0 0 0 0 0 1												
Grant Jackson, S (7, 1)		0-0 F9			0-0 G6-4-3 1-2f					0 0 0 0 0 0 0												
Larry Bowa, S (1, 6) OBP: 0.224, SLG: 0.174			0-0 L4-3 1B							3 0 1 0 0 0 0												
Chris Short, R (1, 1)			0-3 K							1 0 0 0 0 1 1												
Lowell Palmer, R (5, 1)										0 0 0 0 0 0 0												
Ron Stone, L (5, 9) OBP: 0.200, SLG: 0.250										2 0 1 0 0 0 0												
Rick Joseph, R (7, PH) OBP: 0.308, SLG: 0.923										1 0 0 0 0 0 2												
Inning Stats	R: 0 E: 0 K: 1 S: 6	H: 2 LOB: 1 BB: 0 P: 6	R: 0 E: 0 K: 0 S: 3	H: 0 LOB: 0 BB: 0 P: 3	R: 0 E: 0 K: 1 S: 5	H: 1 LOB: 0 BB: 0 P: 5	R: 0 E: 0 K: 0 S: 3	H: 0 LOB: 0 BB: 0 P: 3	R: 0 E: 0 K: 0 S: 2	H: 0 LOB: 0 BB: 1 P: 6	R: 0 E: 0 K: 0 S: 3	H: 0 LOB: 0 BB: 0 P: 3	R: 1 E: 0 K: 1 S: 7	H: 2 LOB: 2 BB: 1 P: 11	R: 0 E: 0 K: 1 S: 6	H: 1 LOB: 1 BB: 0 P: 6	R: 0 E: 0 K: 1 S: 5	H: 0 LOB: 0 BB: 0 P: 5	1B: 5 2B: 1 3B: 0 HR: 1	SF: 0 SAC: 0 DP: 3 HBP: 0	WP: 0 PB: 1 SB: 0 CS: 0	PA: 32
PITCHER Gaylord Perry, R (1, 1) ERA: 4.17	IP: 9.0 WLS: W BF: 32 H: 6 R: 1 ER: 1 SO: 5 BB: 2 IBB: 0 HBP: 0 BLK: 0 WP: 0 HR: 1 S: 40 P: 48 ERA: 1.00 WHIP: 0.889											PITCHER	IP: WLS: BF: H: R: ER: SO: BB: IBB: HBP: BLK: WP: HR: S: P: ERA: WHIP:									

Philadelphia Phillies @ San Francisco Giants
 Candlestick Park, San Francisco, CA
 Sat May 02 1970, 6:33 AM EDT
 Att. 7,422 - Unknown

livebaseballscorecards.com

AB	30
R	1
H	6
RBI	1
BB	2
SO	5
LOB	11



Batter	1	2	3	4	5	6	7	8	9	AB	R	H	RBI	BB	SO	LOB
Bobby Bonds, R OBP: 0.455, SLG: 0.587 (1, 9) X	0-0 5-3			0-3 K	0-3 K		0-0 PO 1B			4	0	1	0	0	2	2
Ron Hunt, R OBP: 0.474, SLG: 0.508 (1, 4) X	0-0 F8			1-0 BB HR HBP	0-3 K		0-0 PO 1-2	0-0 F3		3	1	0	0	0	1	2
Willie Mays, R OBP: 0.378, SLG: 0.400 (1, 8) X	0-0 F9			4-0 HR BB		0-0 2B 1B		0-0 6-3		3	2	1	0	1	0	0
Willie McCovey, L OBP: 0.411, SLG: 0.506 (1, 3)		0-3 K		0-0 HR		0-0 1B 2B		4-0 2B HR BB		3	2	2	4	1	1	0
Bob Burda, L OBP: 0.455, SLG: 0.143 (9, 3)				1-H 2-H HR		1-H 1B 2B				0	0	0	0	0	0	0
Ken Henderson, S OBP: 0.505, SLG: 0.518 (1, 7) X	0-0 5-3			0-3 K		0-0 1B		0-0 HR 2B		4	1	2	0	0	1	0
Dick Dietz, R OBP: 0.434, SLG: 0.716 (1, 2) X	0-0 F3			0-0 F9		0-3 K		0-0 HR		4	1	1	3	0	1	1
Al Gallagher, R OBP: 0.356, SLG: 0.385 (1, 5) X	0-0 5-3				0-0 6-3 1B 1B	0-0 F4		0-0 F8		4	0	1	0	0	0	1
Hal Lanier, R OBP: 0.244, SLG: 0.333 (1, 6) X	0-0 5-3				0-0 6-3 1B		0-0 F4			3	0	1	0	0	0	0
Gaylord Perry, R OBP: 0.100, SLG: 0.150 (1, 1) X	0-3 K				0-0 6-3		0-3 K			3	0	0	0	0	2	2

Inning Stats	R: 0	H: 0	E: 0	K: 0	S: 3	LOB: 0	BB: 0	P: 3	R: 0	H: 0	E: 0	K: 1	S: 5	LOB: 0	BB: 0	P: 5	R: 0	H: 0	E: 0	K: 1	S: 5	LOB: 0	BB: 0	P: 5	R: 3	H: 1	E: 0	K: 2	S: 8	LOB: 0	BB: 1	P: 13	R: 0	H: 2	E: 0	K: 2	S: 9	LOB: 2	BB: 0	P: 9	R: 1	H: 3	E: 0	K: 1	S: 7	LOB: 1	BB: 0	P: 7	R: 0	H: 1	E: 0	K: 1	S: 5	LOB: 0	BB: 0	P: 5	R: 3	H: 2	E: 0	K: 0	S: 5	LOB: 0	BB: 1	P: 9
1B: 5	SF: 0	2B: 2	SAC: 0	3B: 0	DP: 0	HR: 2	HBP: 1	WP: 0	PA: 35	PB: 0	SB: 0	CS: 0																																																				

PITCHER	IP	WLS	BF	H	R	ER	SO	BB	IBB	HBP	BLK	WP	HR	S	P	ERA	WHIP
Chris Short, L ERA: 4.45 (1, 1)	4.0	L	17	3	3	3	4	1	0	1	0	0	1	23	28	6.75	1.000
Lowell Palmer, R ERA: 3.86 (5, 1)	2.0		8	3	1	1	3	0	0	0	0	0	0	14	14	4.50	1.500
Grant Jackson, L ERA: 6.55 (7, 1)	2.0		9	3	3	3	1	1	0	0	0	0	1	10	14	13.50	2.000

BOTTOM

Philadelphia Phillies @ San Francisco Giants
Candlestick Park, San Francisco, CA

Sat May 02 1970, 6:33 AM EDT
Att. 7,422 - Unknown

livebaseballscorecards.com

AB	31
R	7
H	9
RBI	7
BB	2
SO	8
LOB	8



Batter	1	2	3	4	5	6	7	8	9	10	11	12	13	AB R H RBI BB SO LOB	TOP															
Terry Harmon, R OBP: 0.231, SLG: 0.167 (1, 6)	0-0 1-3		0-3 K		0-0 6-3		0-3 K		0-0 PB S 1B		0-0 F4		0-0 F6	7 0 1 0 0 2 1	Philadelphia Phillies @ San Francisco Giants Candlestick Park, San Francisco, CA Sun May 03 1970, 6:33 AM EDT Unknown															
Tony Taylor, R OBP: 0.306, SLG: 0.244 (1, 4)	0-0 4-3			0-0 E 2B 1B		0-0 6-3		4-0 FC6-4 1B HR BB	4-0 PB 1B		0-0 4-3		0-0 1B 2-H	5 2 2 1 2 0 0																
Larry Hisle, R OBP: 0.333, SLG: 0.329 (1, 8)	0-3 K			0-0 1-H 2B		0-0 BB WP 1B		0-0 F6	0-3 K				0-3 K	7 1 2 1 0 4 4																
Rick Joseph, R OBP: 0.263, SLG: 0.684 (1, 3)		0-3 K		0-0 F8		0-0 F9		0-0 FC6-4 1B	0-3 K				0-3 K	6 0 1 0 0 3 4																
Don Money, R OBP: 0.458, SLG: 0.594 (1, 5)		0-0 1B 1B		0-0 E6		4-0 WP 1-2 BB		0-0 FC6-4 HR 1-2 2-3		0-0 SH3 1B			0-0 1B	5 1 3 0 1 0 3																
Sam Parrilla, R OBP: 0.182, SLG: 0.100 Bill Wilson, R (6, 1)		0-0 G1-4-3 1B		0-0 F8		0-3 K		0-0 HR 1-H 3-H		0-0 SH3			0-3 K	3 0 1 0 0 1 3																
Deron Johnson, R OBP: 0.298, SLG: 0.486 Lowell Palmer, R Joe Hoerner, R (8, PH) (8, 1) (10, 1)		1-2 1B		0-0 F7		0-3 K		0-0 F4		0-0 F8			0-0 HR	0 0 0 0 0 0 0 1 1 1 3 0 0 0 0 0 0 0 0 0 0 1 0 0 0 0 1 1																
Byron Browne, R OBP: 0.283, SLG: 0.255 John Briggs, L OBP: 0.284, SLG: 0.260 (8, PH) (8, 9) (9, 7)		0-0 G1-4-3 1-2		0-0 F2		0-0 F7		0-0 F3		0-0 3-1			0-0 SH1-4 1B 1B	3 0 0 0 0 0 0 3 1 1 1 0 0 1																
Mike Compton, R Ron Stone, L OBP: 0.217, SLG: 0.261 (9, PH) (9, 9)			0-0 F2		0-0 F7		0-0 F3		0-3 K		0-0 3-1		0-0 SH1-4 1B 1B	3 0 0 0 0 0 0 3 1 1 0 0 1 1																
Rick Wise, R OBP: 0.364, SLG: 0.300 Jim Hutto, R OBP: 0.300, SLG: 0.600 (1, 1) (6, 7) (9, 2)			0-0 5-3		0-0 F2		0-0 F8		0-0 HR		0-0 6-3		0-0 SH1-4 1-2	2 0 0 0 0 0 0 3 1 1 1 0 0 0																
Inning Stats	R: 0 E: 0 K: 1 S: 5	H: 0 LOB: 0 BB: 0 P: 5	R: 0 E: 0 K: 1 S: 6	H: 2 LOB: 1 BB: 0 P: 6	R: 0 E: 0 K: 1 S: 5	H: 0 LOB: 0 BB: 0 P: 5	R: 1 E: 2 K: 0 S: 6	H: 2 LOB: 2 BB: 0 P: 6	R: 0 E: 0 K: 0 S: 3	H: 0 LOB: 0 BB: 0 P: 3	R: 1 E: 1 K: 2 S: 9	H: 1 LOB: 2 BB: 1 P: 13	R: 0 E: 0 K: 0 S: 5	H: 0 LOB: 0 BB: 0 P: 5		R: 3 E: 0 K: 0 S: 5	H: 2 LOB: 0 BB: 1 P: 9	R: 1 E: 0 K: 3 S: 11	H: 2 LOB: 2 BB: 1 P: 15	R: 0 E: 0 K: 0 S: 4	H: 1 LOB: 1 BB: 0 P: 4	R: 0 E: 0 K: 3 S: 10	H: 0 LOB: 0 BB: 0 P: 3	R: 0 E: 0 K: 3 S: 10	H: 1 LOB: 1 BB: 0 P: 10	R: 2 E: 0 K: 1 S: 8	H: 3 LOB: 1 BB: 0 P: 8	1B: 10 2B: 1 3B: 0 HR: 3	SF: 0 SAC: 2 DP: 1 HBP: 0	WP: 1 PA: 57 PB: 1 SB: 1 CS: 0
PITCHER	IP WLS BF H R ER SO BB IBB HBP BLK WP HR S P ERA WHIP	IP WLS BF H R ER SO BB IBB HBP BLK WP HR S P ERA WHIP														IP WLS BF H R ER SO BB IBB HBP BLK WP HR S P ERA WHIP														
Mike McCormick, L ERA: 4.29 (1, 1)	7.2	33	7	5	3	6	2	0	0	0	0	1	12	16		6.75	1.500													
Don McMahon, R ERA: 6.43 (8, 1)	1.1	7	2	1	1	3	0	1	0	0	0	0	2	2	0.00	3.000														
Frank Linzy, R ERA: 3.38 (10, 1)	0.1	2	1	0	0	0	0	0	0	0	0	0	2	2	0.00	3.000														
Ron Bryant, L ERA: 4.09 (10, 1)	3.2	L 15	4	2	2	4	0	0	0	0	0	1	23	23	4.91	1.091														

livebaseballscorecards.com



Batter	1	2	3	4	5	6	7	8	9	10	11	12	13	AB R H RBI BB SO LOB
Bobby Bonds, R OBP: 0.457, SLG: 0.629 (1, 9) (8, 8)	0-0 5-3		0-0 F3		0-0 3B		0-0 HR		0-0 F6		4-0 FC5-4 IBB			5 1 2 1 1 0 0
Ron Hunt, R OBP: 0.451, SLG: 0.478 (1, 4)	0-0 5-3			0-0 E SF9 1B	0-0 F8		0-0 6-3		0-0 F7		0-0 FC5-4 1-2f			6 1 1 0 0 0 3
Willie Mays, R OBP: 0.385, SLG: 0.453 Steve Whitaker, L OBP: 0.179, SLG: 0.160 (1, 8) (8, 7)	0-0 6-3			0-0 E1 SF9 1-3		0-0 S 3B 1B	0-0 HR			0-0 F8		0-0 F5		4 2 2 1 0 0 1 2 0 0 0 0 0 0
Willie McCovey, L OBP: 0.407, SLG: 0.482 (1, 3)		0-0 F7		4-0 IBB		0-0 F6	4-0 G5-4-3 BB			0-3 K		0-3 K		4 0 0 0 2 2 1
Dick Dietz, R OBP: 0.438, SLG: 0.725 (1, 2)		0-0 BB 1B		0-3 K		0-0 1B 3B	0-0 G5-4-3			0-0 1B		0-0 F9		6 1 3 1 0 1 4
Jim Davenport, R OBP: 0.286, SLG: 0.250 (1, 5)		4-0 BB BB G5-4-3 BB		0-0 SF9		0-0 5-3		0-0 F6		0-0 F9				4 0 1 1 1 0 2
Bob Taylor, L OBP: 0.320, SLG: 0.105 Ken Henderson, S OBP: 0.491, SLG: 0.500 (1, 7) (4, PH) (5, 7) (8, 9)		0-0 G5-4-3		0-0 4-3		0-0 WP S 1B 1B		0-3 K		0-3 K				1 0 0 0 0 0 2 5 1 1 1 0 2 3
Hal Lanier, R OBP: 0.255, SLG: 0.333 (1, 6)			0-0 F9		0-0 4-3	0-0 1B 1B		0-0 F6		0-0 SH3-4 1B				6 0 2 1 0 0 1
Mike McCormick, L Don McMahon, R Don Mason, L Frank Linzy, R Ron Bryant, S Al Gallagher, R (1, 1) (8, 1) (9, PH) (10, 1) (10, 1) (13, PH)			0-0 F7		0-0 F2	0-0 F9			0-0 F8		0-0 SH3-4			3 0 0 0 0 0 0 1 0 0 0 0 0 0 0 0 1 0 1 0 0 0 0 0 1 1

Inning Stats	R: 0	H: 0	E: 0	K: 0	S: 3	LOB: 0	BB: 0	P: 3	R: 0	H: 1	E: 0	K: 0	S: 3	LOB: 1	BB: 1	P: 7	R: 0	H: 0	E: 0	K: 0	S: 3	LOB: 0	BB: 0	P: 3	R: 1	H: 1	E: 1	K: 1	S: 7	LOB: 2	BB: 1	P: 11	R: 0	H: 1	E: 0	K: 0	S: 4	LOB: 1	BB: 0	P: 4	R: 3	H: 4	E: 0	K: 0	S: 7	LOB: 1	BB: 1	P: 7	R: 2	H: 2	E: 0	K: 0	S: 4	LOB: 0	BB: 1	P: 8	R: 0	H: 0	E: 0	K: 1	S: 5	LOB: 0	BB: 0	P: 5	R: 0	H: 0	E: 0	K: 0	S: 3	LOB: 0	BB: 0	P: 3	R: 0	H: 1	E: 0	K: 1	S: 6	LOB: 1	BB: 0	P: 6	R: 0	H: 1	E: 0	K: 1	S: 6	LOB: 2	BB: 1	P: 10	R: 0	H: 0	E: 0	K: 1	S: 5	LOB: 0	BB: 0	P: 5	R: 0	H: 0	E: 0	K: 1	S: 5	LOB: 0	BB: 0	P: 5	R: 0	H: 0	E: 0	K: 1	S: 5	LOB: 0	BB: 0	P: 5	R: 0	H: 0	E: 0	K: 1	S: 5	LOB: 0	BB: 0	P: 5	R: 0	H: 0	E: 0	K: 1	S: 5	LOB: 0	BB: 0	P: 5
PITCHER	IP	WLS	BF	H	R	ER	SO	BB	IBB	HBP	BLK	WP	HR	S	P	ERA	WHIP																																																																																																															
Rick Wise, R ERA: 3.62 (1, 1)	5.2		26	7	4	3	1	1	1	0	0	1	0	26	34	4.76	1.412																																																																																																															
Bill Wilson, R ERA: 4.09 (6, 1)	1.1		6	2	2	2	0	1	0	0	0	0	2	5	9	13.50	2.250																																																																																																															
Lowell Palmer, R ERA: 3.0 (8, 1)	2.0		6	0	0	0	1	0	0	0	0	0	0	8	8	0.00	0.000																																																																																																															
Joe Hoerner, L ERA: 0.73 (10, 1)	4.0	W	16	3	0	0	4	0	1	0	0	0	0	23	27	0.00	0.750																																																																																																															

BOTTOM

Philadelphia Phillies @ San Francisco Giants
Candlestick Park, San Francisco, CA
Sun May 03 1970, 6:33 AM EDT
Unknown

livebaseballscorecards.com

AB	48
R	6
H	12
RBI	6
BB	4
SO	6
LOB	19



WP: 1	PA: 54
PB: 0	
SB: 2	
CS: 0	

Batter	1	2	3	4	5	6	7	8	9	AB R H RBI BB SO LOB
Denny Doyle, L (1, 4) OBP: 0.277, SLG: 0.341	0-0 5-3 1B	0-0 F6		0-3 K 1-2	0-0 F8 2B 1B	0-0 FC3-6 1-2f		0-0 4-3		6 1 2 0 0 1 4
Tony Taylor, R (1, 7) OBP: 0.327, SLG: 0.260	0-0 5-3 1-2	0-0 WP 1B 1B		4-0 BB 1B	0-0 1-2 2B 1B	0-3 K		0-3 K	5 2 2 3 1 2 2	
John Briggs, L (1, 9) OBP: 0.269, SLG: 0.265	0-0 F9	0-0 1-H 1B		0-0 BB 1B	0-0 F8 2-3		0-0 E3 1B	0-0 E3 FC6-4	6 1 2 1 0 0 3	
Deron Johnson, R (1, 3) OBP: 0.300, SLG: 0.468	0-3 K	0-0 6-3		4-0 FC6-4 BB 1-2 2-3 3-H	0-3 K		0-0 FC5-4 1B	0-0 F6	5 0 1 2 1 2 5	
Don Money, R (1, 5) OBP: 0.462, SLG: 0.594		4-0 HR BB	0-0 G6-3 1B	0-0 FC6-4 1-2f	0-0 1-H 2B		0-0 F9	0-0 FC6-4 1-2f	5 1 2 2 1 0 5	
Larry Hisle, R (1, 8) OBP: 0.347, SLG: 0.367		0-0 HR	0-0 G6-3 1-2f		1B 2B BB		0-3 K		3 2 1 2 2 1 2	
Larry Bowa, S (1, 6) OBP: 0.222, SLG: 0.176		0-0 F6	0-0 6-3		0-0 1B 1B K		0-0 FC5-4 1-2f		5 1 1 0 0 1 3	
Mike Compton, R (1, 2) OBP: 0.375, SLG: 0.167		4-0 2B 1B BB		0-3 K	0-0 1-2 2-3 2B 1B	1-0 FC3-6 HBP		0-0 F8	3 2 1 0 1 1 0	
Woodie Fryman, R (1, 1) OBP: 0.111, SLG: 0.111		0-0 1B 2B		0-0 1B PB BB 1B	0-0 1-H 2-H 3-H 1B 2B	0-3 K		0-0 F7	0 0 0 0 0 0 0	
Lowell Palmer, R (1, 1) OBP: 0.600, SLG: 1.000									5 3 3 3 0 1 1	

Inning Stats	R: 0 E: 0 K: 1 S: 6	H: 1 LOB: 1 BB: 0 P: 6	R: 5 E: 0 K: 0 S: 7	H: 4 LOB: 1 BB: 2 P: 15	R: 0 E: 0 K: 0 S: 3	H: 1 LOB: 0 BB: 0 P: 3	R: 1 E: 0 K: 2 S: 9	H: 2 LOB: 3 BB: 2 P: 17	R: 6 E: 0 K: 2 S: 13	H: 6 LOB: 2 BB: 2 P: 21	R: 0 E: 0 K: 2 S: 7	H: 0 LOB: 1 BB: 0 P: 8	R: 1 E: 1 K: 1 S: 7	H: 1 LOB: 1 BB: 0 P: 7	R: 0 E: 0 K: 0 S: 3	H: 0 LOB: 0 BB: 0 P: 3	R: 0 E: 1 K: 1 S: 6	H: 0 LOB: 1 BB: 0 P: 6	1B: 11 2B: 3 3B: 0 HR: 1	SF: 0 SAC: 0 DP: 1 HBP: 1	WP: 1 PB: 1 SB: 0 CS: 0	PA: 50
--------------	------------------------------	---------------------------------	------------------------------	----------------------------------	------------------------------	---------------------------------	------------------------------	----------------------------------	-------------------------------	----------------------------------	------------------------------	---------------------------------	------------------------------	---------------------------------	------------------------------	---------------------------------	------------------------------	---------------------------------	-----------------------------------	------------------------------------	----------------------------------	--------


PITCHER	IP	WLS	BF	H	R	ER	SO	BB	IBB	HBP	BLK	WP	HR	S	P	ERA	WHIP
Migel Puenta, R (1, 1) ERA: 27.0	1.2		11	4	5	5	1	2	0	0	0	0	1	11	19	27.00	3.600
Frank Reberger, R (2, 1) ERA: 8.1	2.0	L	11	4	1	1	2	2	0	0	0	1	0	13	21	4.50	3.000
Frank Linzy, R (4, 1) ERA: 5.82	0.1		7	5	6	6	0	1	0	0	0	0	0	6	10	162.00	18.000
Ron Bryant, L (5, 1) ERA: 3.6	3.0		14	2	1	0	5	1	0	1	0	0	0	22	27	0.00	1.000
Don McMahon, R (8, 1) ERA: 5.63	2.0		7	0	0	0	1	0	0	0	0	0	0	9	9	0.00	0.000

TOP

Philadelphia Phillies @ San Francisco Giants
Candlestick Park, San Francisco, CA

Sun May 03 1970, 6:38 AM EDT
Att: 17,153 - Unknown

AB 43	
R 13	
H 15	
RBI 13	
BB 6	
SO 9	
LOB 25	



Batter	1	2	3	4	5	6	7	8	9	AB R H RBI BB SO LOB
Bobby Bonds, R OBP: 0.446, SLG: 0.604 (1, 9) (8, 8)	0-0 6-3 SUS	0-3 K		0-0 F4			0-0 5-3		4-0 BB	4 0 0 0 1 1 2
Ron Hunt, R OBP: 0.453, SLG: 0.486 Don McMahon, R (8, 1) Bob Taylor, L OBP: 0.308, SLG: 0.100 (9, PH)	0-0 1B 2B	0-0 F7			0-3 K		1-0 HBP		0-0 F7 BB	3 1 1 0 0 1 1 0 0 0 0 0 0 0 1 0 0 0 0 0 1
Willie Mays, R OBP: 0.378, SLG: 0.441 Steve Whitaker, L OBP: 0.179, SLG: 0.160 (8, 7)	0-0 2B 1B	0-0 F3			0-0 F3		0-3 K			4 1 1 1 0 1 2 0 0 0 0 0 0 0
Willie McCovey, L OBP: 0.405, SLG: 0.488 Bob Burda, L OBP: 0.500, SLG: 0.250 (8, 3)	0-0 HR 2B		0-0 4-3		0-0 4-3			0-0 B5-3 WP 1B		3 1 1 1 0 0 0 1 1 1 0 0 0 0
Ken Henderson, S OBP: 0.483, SLG: 0.521 (8, 9)	0-0 HR		0-0 4-3		0-3 K			0-0 B5-3 1-2		4 1 1 2 0 1 1
Al Gallagher, R OBP: 0.348, SLG: 0.398 (1, 5)	0-0 WP 3B		0-0 F6		0-3 K			0-0 F2		4 1 1 0 0 1 1
Russ Gibson, R OBP: 0.308, SLG: 0.400 (1, 2)	0-3 K			0-0 4-3 2B		0-0 2B		0-3 K		4 0 2 0 0 2 0
Hal Lanier, R OBP: 0.236, SLG: 0.308 (1, 6)	0-0 F6		0-0 4-3 2-3		0-0 5-3				0-0 F7	4 0 0 0 0 0 2
Migel Puente, R Frank Reberger, L OBP: 0.500, SLG: 0.750 Frank Linzy, R (4, 1) Ron Bryant, S OBP: 0.200, SLG: 0.200 Don Mason, L (7, PH) (8, 4)		0-0 1B		0-3 K			0-3 K		0-3 K	0 0 0 0 0 0 0 1 0 1 0 0 0 0 1 0 0 0 0 0 1 0 0 0 0 0 0 0 2 0 0 0 0 0 2

Inning Stats	R: 5 E: 0 K: 1 S: 10	H: 5 LOB: 0 BB: 0 P: 10	R: 0 E: 0 K: 1 S: 6	H: 1 LOB: 1 BB: 0 P: 6	R: 0 E: 0 K: 0 S: 3	H: 0 LOB: 0 BB: 0 P: 3	R: 0 E: 0 K: 1 S: 6	H: 1 LOB: 1 BB: 0 P: 6	R: 0 E: 0 K: 1 S: 5	H: 0 LOB: 0 BB: 0 P: 5	R: 0 E: 0 K: 2 S: 8	H: 1 LOB: 1 BB: 0 P: 8	R: 0 E: 0 K: 2 S: 7	H: 0 LOB: 1 BB: 0 P: 8	R: 1 E: 0 K: 1 S: 6	H: 1 LOB: 0 BB: 0 P: 6	R: 0 E: 0 K: 1 S: 5	H: 0 LOB: 1 BB: 1 P: 9	1B: 3 2B: 4 3B: 1 HR: 1	SF: 0 SAC: 0 DP: 0 HBP: 1	WP: 3 PB: 0 SB: 0 CS: 0	PA: 38		
PITCHER Woodie Fryman, L ERA: 4.05 Lowell Palmer, R ERA: 2.04	IP 0.1 8.2	WLS W	BF 6 32	H 5 4	R 5 1	ER 5 1	SO 0 10	BB 0 1	IBB 0 0	HBP 0 1	BLK 0 0	WP 0 2	HR 1 0	S 6 50	P 6 55	ERA 135.00 1.04	WHIP 15.000 0.577							

BOTTOM

Philadelphia Phillies @ San Francisco Giants
Candlestick Park, San Francisco, CA

Sun May 03 1970, 6:38 AM EDT
Att. 17,153 - Unknown

livebaseballscorecards.com

AB 36
R 6
H 9
RBI 4
BB 1
SO 10
LOB 11



Batter	1	2	3	4	5	6	7	8	9	AB	R	H	RBI	BB	SO	LOB
Bobby Bonds, R (1, 9) OBP: 0.452, SLG: 0.600	4-0 S S 1B BB	0-3 K			0-0 4-3	0-0 S 1B		0-0 1-2 G4-6-3 1B		4	1	2	2	1	1	0
Ron Hunt, R (1, 4) OBP: 0.456, SLG: 0.473 Don Mason, L (6, PR) (6, 4)	0-0 6-3		4-0 BB BB		0-0 F1	1-0 HBP		0-0 G4-6-3 1-2f		2	0	0	0	1	0	1
Willie Mays, R (1, 8) OBP: 0.379, SLG: 0.431	0-0 HBP 2-H 1B		0-3 K		4-0 BB BB	0-3 K			0-0 F3	4	0	1	1	1	2	3
Willie McCovey, L (1, 3) OBP: 0.417, SLG: 0.483 Bob Burda, L (7, 3) OBP: 0.462, SLG: 0.222	0-0 F4		4-0 BB		4-0 BB				0-0 6-3	1	0	0	0	3	0	1
Ken Henderson, S (1, 7) OBP: 0.480, SLG: 0.510	1-0 HBP 1-2 HBP		0-3 K		0-0 4-3				0-0 K BB 1B	4	1	1	0	0	2	5
Dick Dietz, R (1, 2) OBP: 0.447, SLG: 0.723	1-0 HBP 1-2 2-3 HBP		0-3 K			0-0 SH5-4 1B 2B			4-0 F7 1B BB	3	1	1	0	1	1	3
Tito Fuentes, S (1, 5) OBP: 0.302, SLG: 0.395	0-0 F7				0-0 F7	4-0 SH5-4 1B BB			0-0 FC6-4 1B	4	1	1	1	1	0	4
Hal Lanier, R (1, 6) OBP: 0.233, SLG: 0.298		0-0 F5			0-3 K	0-0 F2			0-0 1B 1B FC6-4	5	0	1	0	0	1	4
Rich Robertson, R (1, 1)		0-3 K			0-3 K	0-0 SH5-4			0-3 K	3	0	0	0	0	3	1
Inning Stats	R: 1 E: 0 K: 0 S: 4 H: 1 LOB: 3 BB: 1 P: 10	R: 0 E: 0 K: 2 S: 7 H: 0 LOB: 0 BB: 0 P: 7	R: 0 E: 0 K: 3 S: 9 H: 0 LOB: 2 BB: 2 P: 17	R: 0 E: 0 K: 2 S: 7 H: 0 LOB: 0 BB: 0 P: 7	R: 0 E: 0 K: 0 S: 3 H: 0 LOB: 2 BB: 2 P: 11	R: 2 E: 0 K: 1 S: 7 H: 2 LOB: 2 BB: 1 P: 12	R: 0 E: 0 K: 1 S: 5 H: 0 LOB: 1 BB: 1 P: 9	R: 0 E: 0 K: 1 S: 6 H: 2 LOB: 1 BB: 0 P: 6	R: 1 E: 0 K: 0 S: 5 H: 2 LOB: 2 BB: 1 P: 9	1B: 6 2B: 1 3B: 0 HR: 0 SF: 0 SAC: 1 DP: 1 HBP: 3	WP: 0 PB: 0 SB: 3 CS: 0	PA: 44				
PITCHER Bill Stoneman, R (1, 1) ERA: 4.89 Howie Reed, R (8, 1) ERA: 6.75	IP 7.0 WLS L BF 34 H 3 R 3 ER 3 SO 9 BB 7 IBB 0 HBP 3 BLK 0 WP 0 HR 0 S 42 P 73 ERA 3.86 WHIP 1.429	IP 2.0 WLS L BF 10 H 4 R 1 ER 1 SO 1 BB 1 IBB 0 HBP 0 BLK 0 WP 0 HR 0 S 11 P 15 ERA 4.50 WHIP 2.500														

San Francisco Giants @ Montreal Expos
 Jarry Park, Montreal, QB
 Tue May 05 1970, 7:05 PM EDT
 Att. 9,513 - Unknown

AB	32
R	4
H	7
RBI	4
BB	8
SO	10
LOB	24



Batter	1	2	3	4	5	6	7	8	9	AB R H RBI BB SO LOB
Mary Staehle, L (1, 4) OBP: 0.344, SLG: 0.327	0-0 F9 1B		0-0 SH1-4 1B		0-0 F7		4-0 BB		0-0 F9	4 0 2 0 1 0 1
Ron Brand, R (1, 5) OBP: 0.343, SLG: 0.290	0-0 1-2 1B		0-0 SH1-4 1-2		0-0 S 1B		0-0 F8		0-3 K	4 0 2 0 0 1 2
Rusty Staub, L (1, 9) OBP: 0.432, SLG: 0.416	0-3 K		0-3 K		0-3 K 1-2			0-0 F6		4 0 0 0 0 3 4
Ron Fairly, L (1, 3) OBP: 0.387, SLG: 0.400	0-0 F9 2-3		4-0 BB		0-0 F6			0-0 BB 1B		3 0 1 0 1 0 3
Mack Jones, L (1, 7) OBP: 0.321, SLG: 0.266	0-3 K		0-3 K		0-0 F7			4-0 BB G6-4-3 1-2		3 0 0 0 1 2 4
Jack Hiatt, R (1, 2) OBP: 0.556, SLG: 0.455		4-0 WP BB		0-0 1B		0-3 K		0-0 G6-4-3 1-2		3 0 1 0 1 1 2
Adolfo Phillips, R (1, 8) OBP: 0.262, SLG: 0.308		0-3 K 1-2		0-0 F8		0-0 5-3			0-0 HR	4 1 1 1 0 1 2
Bobby Wine, R (1, 6) OBP: 0.274, SLG: 0.321		0-3 K		0-3 K			0-0 F8		0-0 6-3	3 0 0 0 0 2 2
Bob Bailey, R (9, PH) OBP: 0.243, SLG: 0.161		0-3 K		0-3 K						1 0 0 0 0 0 0
Bill Stoneman, R (1, 1) OBP: 0.083, SLG: 0.167		0-3 K		0-0 2-3			0-3 K		0-0 1B	2 0 0 0 0 1 2
Jim Fairey, L (7, PH) OBP: 0.250, SLG: 0.269										1 0 0 0 0 1 0
Howie Reed, R (8, 1)										0 0 0 0 0 0 0
Jim Qualls, S (9, PH) OBP: 0.125, SLG: 0.125										1 0 1 0 0 0 0

BOTTOM

San Francisco Giants @ Montreal Expos

Jarry Park, Montreal, QB

Tue May 05 1970, 7:05 PM EDT
Att. 9,513 - Unknown

livebaseballscorecards.com

AB	33
R	1
H	8
RBI	1
BB	4
SO	12
LOB	22



Inning Stats	R: 0	H: 2	E: 0	LOB: 2	K: 2	BB: 0	S: 9	P: 9	R: 0	H: 0	E: 0	LOB: 1	K: 3	BB: 1	S: 9	P: 13	R: 0	H: 1	E: 0	LOB: 2	K: 2	BB: 1	S: 8	P: 12	R: 0	H: 1	E: 0	LOB: 1	K: 1	BB: 0	S: 6	P: 6	R: 0	H: 1	E: 0	LOB: 1	K: 1	BB: 0	S: 6	P: 6	R: 0	H: 0	E: 0	LOB: 0	K: 1	BB: 0	S: 5	P: 5	R: 0	H: 0	E: 0	LOB: 1	K: 1	BB: 1	S: 5	P: 9	R: 0	H: 1	E: 0	LOB: 1	K: 0	BB: 1	S: 3	P: 7	R: 1	H: 2	E: 0	LOB: 1	K: 1	BB: 0	S: 7	P: 7	1B: 7	SF: 0	2B: 0	SAC: 1	3B: 0	DP: 1	HR: 1	HBP: 0	WP: 1	PA: 38	PB: 0	SB: 1	CS: 0	ERA	WHIP
PITCHER Rich Robertson, R (1, 1) ERA: 3.35	IP	WLS	BF	H	R	ER	SO	BB	IBB	HBP	BLK	WP	HR	S	P	ERA	WHIP																			PITCHER	IP	WLS	BF	H	R	ER	SO	BB	IBB	HBP	BLK	WP	HR	S	P	ERA	WHIP																																		

Batter	1	2	3	4	5	6	7	8	9	AB R H RBI BB SO LOB	TOP												
Bobby Bonds, R OBP: 0.435, SLG: 0.578 (1, 9) (7, 8)	0-3 K	0-0 SF8		0-3 K		0-0 F9		0-0 F6		4 0 0 1 0 2 2													
Ron Hunt, R OBP: 0.442, SLG: 0.456 (1, 4)	0-0 9-3	0-0 F8			0-0 5-3	0-0 F3			0-0 FC4-6 1B	5 0 1 0 0 0 1													
Willie Mays, R OBP: 0.385, SLG: 0.467 Bob Burda, L OBP: 0.429, SLG: 0.200 (1, 8) (7, 3)	0-0 HR		0-0 6-3		0-0 E5 2B 1B		4-0 BB		0-0 FC4-6 FC4-6 1-2f	3 2 1 1 1 0 0 1 0 0 0 0 0 1													
Willie McCovey, L OBP: 0.419, SLG: 0.489 Steve Whitaker, L OBP: 0.172, SLG: 0.154 (1, 3) (7, 7)	4-0 BB		0-0 F7		0-0 1B 2B	0-0 F3		0-0 FC4-6 1B 2B	0-0 FC4-6 1-2f	3 1 1 0 1 0 1 1 1 0 0 0 0 1													
Ken Henderson, S OBP: 0.477, SLG: 0.500 (1, 7) (7, 9)	0-0 G3		0-0 F7		4-0 1B IBB	0-0 F8		0-0 2B 1B	0-0 2B 1B	4 1 1 0 1 0 2													
Dick Dietz, R OBP: 0.444, SLG: 0.716 (1, 2)		0-0 F8		0-0 4-3	0-0 1B	0-0 F3		0-0 2B	0-0 2B	5 0 2 4 0 0 1													
Tito Fuentes, S OBP: 0.333, SLG: 0.405 (1, 5)		4-0 1B E BB		0-0 1B S 1B	0-0 F2		0-0 G4-6-3 1B 1B	0-0 5-3	0-0 5-3	4 2 2 0 1 0 3													
Hal Lanier, R OBP: 0.266, SLG: 0.328 (1, 6)		0-0 E SF8 1B		0-0 SH3-4 1B	0-0 4-3		0-0 G4-6-3 1B			4 1 3 1 0 0 2													
Gaylord Perry, R OBP: 0.095, SLG: 0.143 Ron Bryant, S OBP: 0.200, SLG: 0.200 Frank Linzy, R Don Mason, L Frank Reberger, L Bob Taylor, L Mike McCormick, L (1, 1) (5, 1) (5, 1) (6, PH) (6, 1) (8, PH) (8, 1) (8, 1)		0-0 E5 SF8		0-0 SH3-4		0-0 5-3		0-0 G4-6-3 1-2f 2-3		1 0 0 0 0 0 0 1 0 0 0 0 0 0 0 0 0 0 0 0 0 0 0 0 1 0 0 0 0 0 0 0 0 0 0 0 0 0 0 0 1 0 0 0 0 0 0 2 0 0 0 0 0 0 0 0													
Inning Stats	R: 1 E: 0 K: 1 S: 6	H: 1 LOB: 1 BB: 1 P: 10	R: 2 E: 1 K: 0 S: 5	H: 1 LOB: 1 BB: 1 P: 9	R: 0 E: 0 K: 0 S: 3	H: 0 LOB: 0 BB: 0 P: 3	R: 1 E: 0 K: 1 S: 7	H: 2 LOB: 1 BB: 0 P: 7	R: 2 E: 1 K: 0 S: 6	H: 2 LOB: 2 BB: 1 P: 10	R: 0 E: 0 K: 0 S: 3	H: 0 LOB: 0 BB: 0 P: 3	R: 0 E: 0 K: 0 S: 3	H: 0 LOB: 1 BB: 1 P: 7	R: 0 E: 0 K: 0 S: 4	H: 2 LOB: 1 BB: 0 P: 4	R: 2 E: 0 K: 0 S: 6	H: 3 LOB: 1 BB: 0 P: 6	1B: 8 2B: 2 3B: 0 HR: 1	SF: 1 SAC: 1 DP: 1 HBP: 0	WP: 0 PB: 0 SB: 1 CS: 0	PA: 43	
PITCHER Carl Morton, R ERA: 2.64 Claude Raymond, R ERA: 2.38	IP WLS BF H R ER SO BB IBB HBP BLK WP HR S P ERA WHIP	8.2 W 42 11 8 5 2 3 1 0 0 0 1 42 58 5.19 1.615	9.1 S 1 0 0 0 0 0 0 0 0 0 0 1 1 0.00 0.000																				

San Francisco Giants @ Montreal Expos
 Jarry Park, Montreal, QB
 Thu May 07 1970, 7:05 PM EDT
 Att. 6,505 - Unknown

livebaseballscorecards.com

AB	37
R	8
H	11
RBI	7
BB	4
SO	2
LOB	17



Batter	1	2	3	4	5	6	7	8	9	AB	R	H	RBI	BB	SO	LOB
Mary Staehle, L (1, 4) OBP: 0.358, SLG: 0.339	0-0 4-3 BBB	4-0 HBP 1-2 BB		0-0 SF7 2-H	0-0 BB 1-2 2-H BB 1B	0-0 1B PB PB 1B	0-0 4-3			4	2	2	2	1	0	1
Mack Jones, L (1, 7) OBP: 0.357, SLG: 0.328 Don Hahn, R (9, 8) OBP: 0.375, SLG: 0.300	0-3 K	1-0 HBP 1-2 2-3		4-0 1B 2B BB	4-0 BB 1-2 2-3 1B BB	0-0 PB 1-3 1B		0-0 HR		3	3	2	1	2	1	0
Rusty Staub, L (1, 9) OBP: 0.436, SLG: 0.407	1-0 HR HBP	0-0 F8		0-0 2B 1-3 1B	4-0 1B 1-2 2-3 3-H FC1-2 BB	0-3 K		0-0 F4		4	1	1	1	1	1	5
Ron Fairly, L (1, 3) OBP: 0.404, SLG: 0.410	4-0 HR 1-2 BB		0-0 1-6-3	0-0 1-3 2B	4-0 FC1-2 1B 1-2 2-3 3-H BB	4-0 1-3 BB		0-0 F8		3	2	1	2	3	0	0
Jim Fairey, L (1, 8) OBP: 0.324, SLG: 0.452 (9, 7)	0-0 HR 1-H 2-H		0-0 3-1	4-0 IBB	0-0 1B 1-2 2-3 3-H 1B	0-0 1-3		0-0 1B 2B		5	3	3	4	1	0	2
Ron Brand, R (1, 5) OBP: 0.341, SLG: 0.324	0-0 5-3		0-0 2B	0-0 F9	0-0 FC1-2 1B 1-2 2-3 3-H		0-3 K	0-0 1B 2-H		6	0	2	1	0	1	6
Jack Hiatt, R (1, 2) OBP: 0.549, SLG: 0.432		4-0 FC3-6 BB	0-0 F9		0-0 6-3 FC4-6 1B		4-0 2B BB	0-3 K		4	1	1	2	2	1	2
Bobby Wine, R (1, 6) OBP: 0.270, SLG: 0.305		0-0 FC3-6 HBP BB 1-2		0-0 1-3	0-0 1B BB FC4-6		0-3 K			4	1	0	0	1	1	4
Carl Morton, R (1, 1) OBP: 0.417, SLG: 0.545 Claude Raymond, R (9, 1)		0-0 F7		0-0 WP SF7 2B	0-0 BB 1-2 BB 1B		0-0 F8	0-0 1-H 2B		5	2	3	1	0	0	1
										0	0	0	0	0	0	0

Inning Stats	R: 3	H: 1	E: 0	K: 1	S: 6	LOB: 0	BB: 1	P: 11	R: 0	H: 0	E: 0	K: 0	S: 3	LOB: 3	BB: 2	P: 12	R: 0	H: 1	E: 0	K: 0	S: 4	LOB: 1	BB: 0	P: 4	R: 2	H: 3	E: 0	K: 0	S: 6	LOB: 3	BB: 2	P: 14	R: 6	H: 4	E: 0	K: 0	S: 7	LOB: 2	BB: 4	P: 23	R: 1	H: 2	E: 0	K: 1	S: 7	LOB: 2	BB: 1	P: 11	R: 1	H: 1	E: 0	K: 2	S: 8	LOB: 1	BB: 1	P: 12	R: 2	H: 3	E: 0	K: 1	S: 8	LOB: 1	BB: 0	P: 8
--------------	------	------	------	------	------	--------	-------	-------	------	------	------	------	------	--------	-------	-------	------	------	------	------	------	--------	-------	------	------	------	------	------	------	--------	-------	-------	------	------	------	------	------	--------	-------	-------	------	------	------	------	------	--------	-------	-------	------	------	------	------	------	--------	-------	-------	------	------	------	------	------	--------	-------	------


PITCHER	IP	WLS	BF	H	R	ER	SO	BB	IBB	HBP	BLK	WP	HR	S	P	ERA	WHIP
Gaylord Perry, R (1, 1) ERA: 5.25	4.1	L	29	7	9	9	1	6	1	2	0	1	1	22	52	18.69	3.000
Ron Bryant, L (5, 1) ERA: 4.32	0.0		2	0	0	0	0	2	0	0	0	0	0	0	8	∞	∞
Frank Linzy, R (5, 1) ERA: 5.64	0.2		4	2	2	2	0	0	0	0	0	0	0	4	4	27.00	3.000
Frank Reberger, R (6, 1) ERA: 7.77	2.0		11	3	2	1	3	2	0	0	0	0	0	15	23	4.50	2.500
Mike McCormick, L (8, 1) ERA: 4.6	1.0		6	3	2	2	1	0	0	0	0	0	1	8	8	18.00	3.000

BOTTOM

San Francisco Giants @ Montreal Expos
Jarry Park, Montreal, QB
 Thu May 07 1970, 7:05 PM EDT
 Att. 6,505 - Unknown

AB	38
R	15
H	15
RBI	14
BB	11
SO	5
LOB	21

livebaseballscorecards.com



WP	1	PA	52
PB	3	SB	0
CS	0		

Batter	1	2	3	4	5	6	7	8	9	AB R H RBI BB SO LOB	TOP		
Bobby Bonds, R (1, 9) OBP: 0.434, SLG: 0.596	0-0 6-3		0-3 K			0-0 SH1-3 HR 1B		0-0 HR	0-0 6-3	5 2 2 1 0 1 0			
Ron Hunt, R (1, 4) OBP: 0.444, SLG: 0.451	0-3 K		0-0 1-3			0-0 SH1-3 1-2		1-0 1B 1-3 HBP	0-0 1B	3 1 1 0 0 1 0			
Willie Mays, R (1, 8) OBP: 0.396, SLG: 0.550	0-0 HR				0-3 K	0-0 HR 2-H		0-0 1-3 2B 1B	0-0 F9	5 3 3 3 0 1 1			
Willie McCovey, L (1, 3) OBP: 0.403, SLG: 0.463	0-3 K				0-0 F8	0-0 3-1		0-0 1-3 1-2 3-H	0-0 L8	5 0 0 1 0 1 2			
Ken Henderson, S (1, 7) OBP: 0.485, SLG: 0.514 Bob Taylor, L (8, PR) OBP: 0.296, SLG: 0.095 (8, 7)					0-0 4-3 1B	0-0 BB		0-0 6-3 1B FC6-4 2B		3 0 2 1 1 0 0 0 1 0 0 0 0 0			
Dick Dietz, R (1, 2) OBP: 0.447, SLG: 0.703					0-0 4-3 1-2	0-0 F3		0-0 FC6-4 1B	0-0 FC6-4 1B IBB	3 0 1 0 1 0 2			
Tito Fuentes, S (1, 5) OBP: 0.327, SLG: 0.391					0-0 P4			0-0 FC6-4 1-2 2-3	0-0 FC6-4 1B	4 0 1 0 0 0 2			
Hal Lanier, R (1, 6) OBP: 0.250, SLG: 0.308					0-3 K			0-0 F7	0-0 FC6-4 1-2 2-3 3-H	4 0 0 1 0 1 4			
Migel Puente, R (1, 1)					0-3 K			0-3 K	0-3 K	4 0 0 0 0 3 4			
Inning Stats	R: 1 E: 0 K: 2 S: 8 H: 1 LOB: 0 BB: 0 P: 8	R: 0 E: 0 K: 1 S: 6 H: 1 LOB: 1 BB: 0 P: 6	R: 0 E: 0 K: 2 S: 7 H: 0 LOB: 0 BB: 0 P: 7	R: 0 E: 0 K: 1 S: 5 H: 0 LOB: 1 BB: 1 P: 9	R: 0 E: 0 K: 0 S: 3 H: 0 LOB: 0 BB: 0 P: 3	R: 2 E: 0 K: 0 S: 5 H: 2 LOB: 0 BB: 0 P: 5	R: 0 E: 0 K: 1 S: 6 H: 1 LOB: 1 BB: 0 P: 6	R: 4 E: 0 K: 1 S: 9 H: 4 LOB: 3 BB: 1 P: 14	R: 0 E: 0 K: 0 S: 4 H: 1 LOB: 1 BB: 0 P: 4	1B: 6 2B: 1 3B: 0 HR: 3 SF: 0 SAC: 1 DP: 0 HBP: 1	WP: 0 PB: 0 SB: 0 CS: 0 PA: 40		
PITCHER	IP WLS BF H R ER SO BB IBB HBP BLK WP HR S P ERA WHIP											PITCHER	IP WLS BF H R ER SO BB IBB HBP BLK WP HR S P ERA WHIP
Gary Gentry, R (1, 1) ERA: 2.06	7.0 L 27 5 3 3 7 1 0 0 0 0 0 2 40 44 3.86 0.857												
Don Cardwell, R (8, 1) ERA: 6.75	0.1 5 3 4 4 0 0 0 0 1 0 0 1 4 5 108.00 9.000												
Cal Koonce, R (8, 1) ERA: 2.77	1.2 8 2 0 0 1 0 0 1 0 0 0 0 9 13 0.00 1.200												

San Francisco Giants @ New York Mets
Shea Stadium, Flushing, NY
Fri May 08 1970, 7:05 PM EDT
Att. 43,109 - Unknown

AB	36
R	7
H	10
RBI	7
BB	2
SO	8
LOB	15



Batter	1	2	3	4	5	6	7	8	9	AB	R	H	RBI	BB	SO	LOB
--------	---	---	---	---	---	---	---	---	---	----	---	---	-----	----	----	-----

BOTTOM

Tommie Agee, R (1, 8) <small>OBP: 0.325, SLG: 0.362</small>	0-0 F9		0-0 F3		0-0 E6		0-0 1B		0-0 F7	5	0	1	0	0	0	1						
Bud Harrelson, S (1, 6) <small>OBP: 0.403, SLG: 0.467</small>	0-0 6-3		0-0 L7		0-0 F9		K		0-0 F7	5	0	0	0	0	1	4						
Cleon Jones, R (1, 7) <small>OBP: 0.298, SLG: 0.239</small>	4-0 1B BB		0-0 5-3		4-0 BB		G5-3			2	0	0	0	2	0	2						
Art Shamsky, L (1, 9) <small>OBP: 0.393, SLG: 0.366</small>	0-0 1B			0-0 1B	0-0 P4			0-0 P5		4	0	2	0	0	0	2						
Ken Boswell, L (1, 4) <small>OBP: 0.369, SLG: 0.421</small>	0-0 3-1			0-0 F9	0-0 P4			0-0 HR		4	1	1	1	0	0	3						
Mike Jorgensen, L (1, 3) <small>OBP: 0.273, SLG: 0.385</small>		0-0 P4		0-0 P3		0-0 2B		0-0 F8		4	0	1	0	0	0	1						
Wayne Garrett, L (1, 5) <small>OBP: 0.351, SLG: 0.310</small>		0-0 2B		4-0 BB	0-0 F5		0-3 K		0-3 K	3	0	1	0	1	1	1						
Duffy Dyer, R (1, 2) <small>OBP: 0.305, SLG: 0.196</small> Ed Kranepool, L (9, PH) <small>OBP: 0.286, SLG: 0.211</small>		0-3 K		0-3 K	0-3 K		0-3 K		0-0 F7	3	0	0	0	0	3	4						
Gary Gentry, R (1, 1) Dave Marshall, L (7, PH) <small>OBP: 0.238, SLG: 0.476</small> Don Cardwell, R (8, 1) Cal Koonce, R (8, 1) Ron Swoboda, R (9, PH) <small>OBP: 0.426, SLG: 0.304</small>		0-3 K		0-3 K	0-3 K		G5-3 1B		4-0 BB	1	0	0	0	0	0	0						
Inning Stats	R: 0 E: 0 K: 0 S: 4	H: 1 LOB: 2 BB: 1 P: 8	R: 0 E: 0 K: 2 S: 8	H: 1 LOB: 1 BB: 0 P: 8	R: 0 E: 0 K: 0 S: 3	H: 0 LOB: 0 BB: 0 P: 3	R: 0 E: 0 K: 1 S: 6	H: 1 LOB: 2 BB: 1 P: 10	R: 0 E: 1 K: 1 S: 6	H: 0 LOB: 2 BB: 1 P: 10	R: 0 E: 0 K: 1 S: 6	H: 1 LOB: 1 BB: 0 P: 6	R: 0 E: 0 K: 1 S: 6	H: 2 LOB: 1 BB: 0 P: 6	R: 1 E: 0 K: 1 S: 6	H: 1 LOB: 0 BB: 0 P: 6	R: 0 E: 0 K: 0 S: 3	H: 0 LOB: 1 BB: 1 P: 7	1B: 4 2B: 2 3B: 0 HR: 1	SF: 0 SAC: 0 DP: 1 HBP: 0	WP: 0 PB: 0 SB: 1 CS: 0	PA: 38

San Francisco Giants @ New York Mets
 Shea Stadium, Flushing, NY
 Fri May 08 1970, 7:05 PM EDT
 Att. 43,109 - Unknown

livebaseballscorecards.com

AB	34
R	1
H	7
RBI	1
BB	4
SO	7
LOB	19



PITCHER	IP	WLS	BF	H	R	ER	SO	BB	IBB	HBP	BLK	WP	HR	S	P	ERA	WHIP
Migel Puente, R (1, 1) <small>ERA: 5.06</small>	9.0	W	38	7	1	1	7	4	0	0	0	0	1	48	64	1.00	1.222

Batter	1	2	3	4	5	6	7	8	9	AB R H RBI BB SO LOB	TOP		
Bobby Bonds, R OBP: 0.433, SLG: 0.597 (1, 9) <small>(7, 8)</small>	0-0 4-3 1B 2B		0-0 6-3		0-0 F9	0-0 1-3 3-H 1B		0-0 F8		5 1 2 1 0 0 2			
Ron Hunt, R OBP: 0.437, SLG: 0.442 Bob Heise, R OBP: 0.310, SLG: 0.282 (1, 4) <small>(7, 4)</small>	0-0 4-3 2-3		0-0 F8		0-0 1B	0-0 F8		0-0 F9		4 0 1 0 0 0 3 1 0 0 0 0 0 2			
Willie Mays, R OBP: 0.390, SLG: 0.530 Steve Whitaker, L OBP: 0.167, SLG: 0.148 (1, 8) <small>(7, 7)</small>	0-3 K		4-0 2B BB		0-0 F3		0-3 K		0-3 K	3 1 0 0 1 2 2 1 0 0 0 0 1 0			
Willie McCovey, L OBP: 0.410, SLG: 0.480 (1, 3) <small>(7, 9)</small>	0-0 1B		0-0 HR 2B		0-0 FC4-6 1B		0-0 F5		0-0 4-3	5 1 3 2 0 0 0			
Ken Henderson, S OBP: 0.482, SLG: 0.545 (1, 7) <small>(7, 9)</small>	0-0 F8		0-0 HR		0-0 FC4-6 1-2f		0-0 2B		0-0 F7	5 1 2 2 0 0 3			
Dick Dietz, R OBP: 0.449, SLG: 0.688 (1, 2)		4-0 FC5-4 BB	0-0 F9		4-0 FC4-6 1B BB		0-3 K		0-0 F8	2 1 0 0 2 1 1			
Tito Fuentes, S OBP: 0.339, SLG: 0.400 (1, 5)		0-0 F7		0-0 F8		0-0 FC4-6 1B 1-2		0-0 BB 1B		4 0 2 0 0 0 1			
Hal Lanier, R OBP: 0.236, SLG: 0.290 (1, 6)		0-0 F4		0-0 F4		0-0 FC4-6 1B 1-2f 2-3		0-0 F6		4 0 0 0 0 0 4			
Rich Robertson, R Frank Linzy, R Ron Bryant, S Frank Reberger, L Al Gallagher, R Don McWilliam, R Jim Davenport, R Mike McCormick, L (1, 1) <small>(3, 1)</small> <small>(5, 1)</small> <small>(5, 1)</small> <small>(6, PH)</small> <small>(6, 1)</small> <small>(8, PH)</small> <small>(8, 1)</small>		0-0 FC5-4 1-2f		0-3 K		0-3 K		4-0 1-2 BB		1 0 0 0 0 0 1 1 0 0 0 0 1 0 0 0 0 0 0 0 0 0 0 0 0 0 0 0 1 0 0 0 0 1 2 0 0 0 0 0 0 0 0 0 0 0 1 0 0 0 0 0 0 0 0 0			
Inning Stats	R: 1 E: 0 K: 1 S: 7 H: 2 LOB: 1 BB: 0 P: 7	R: 0 E: 0 K: 0 S: 3 H: 0 LOB: 1 BB: 1 P: 7	R: 3 E: 0 K: 0 S: 5 H: 2 LOB: 0 BB: 1 P: 9	R: 0 E: 0 K: 1 S: 5 H: 0 LOB: 0 BB: 0 P: 5	R: 0 E: 0 K: 0 S: 5 H: 2 LOB: 2 BB: 0 P: 5	R: 1 E: 0 K: 1 S: 7 H: 2 LOB: 2 BB: 1 P: 11	R: 0 E: 0 K: 2 S: 8 H: 1 LOB: 1 BB: 0 P: 8	R: 0 E: 0 K: 0 S: 4 H: 1 LOB: 2 BB: 1 P: 8	R: 0 E: 0 K: 1 S: 5 H: 0 LOB: 0 BB: 0 P: 5	1B: 6 2B: 3 3B: 0 HR: 1 SF: 0 SAC: 0 DP: 0 HBP: 0	WP: 0 PB: 0 SB: 0 CS: 0 PA: 41		
PITCHER Jerry Kosman, L ERA: 3.1 Ron Taylor, R ERA: 2.51 (1, 1) <small>(8, 1)</small>	IP WLS BF H R ER SO BB IBB HBP BLK WP HR S P ERA WHIP												IP WLS BF H R ER SO BB IBB HBP BLK WP HR S P ERA WHIP
	7.1 W 36 10 5 5 5 4 0 0 0 0 0 1 42 58 6.14 1.909												
	1.2 S 5 0 0 0 1 0 0 0 0 0 0 0 7 7 0.00 0.000												

San Francisco Giants @ New York Mets
Shea Stadium, Flushing, NY
Sat May 09 1970, 3:33 AM EDT
Att: 41,655 - Unknown

livebaseballscorecards.com

AB	37
R	5
H	10
RBI	5
BB	4
SO	6
LOB	21



BOTTOM

San Francisco Giants @ New York Mets
Shea Stadium, Flushing, NY
Sat May 09 1970, 3:33 AM EDT
Att. 41,655 - Unknown

livebaseballscorecards.com

AB 38
R 14
H 15
RBI 13
BB 11
SO 7
LOB 19



WP: 0 PA: 49
PB: 1
SB: 1
CS: 1

AB R H RBI BB SO LOB

3 2 1 2 3 1 0

6 2 3 2 0 0 1

6 1 3 4 0 0 3

5 2 3 3 0 0 2

1 0 0 0 0 0 1

5 1 2 0 0 1 2

5 1 2 1 0 1 1

0 0 0 0 0 0 0

0 1 0 0 2 0 0
0 1 0 0 3 0 0

3 1 0 0 2 2 6

4 2 1 1 1 2 3
0 0 0 0 0 0 0

1B: 13 SF: 0
2B: 1 SAC: 0
3B: 0 DP: 0
HR: 1 HBP: 0

1B: 13 SF: 0
2B: 1 SAC: 0
3B: 0 DP: 0
HR: 1 HBP: 0

Batter	1	2	3	4	5	6	7	8	9
Tommie Agee, R OBP: 0.341, SLG: 0.361 (1, 8)	4-0 BB S	4-0 BB 1B		0-0 F8	0-0 1B 1B	4-0 1B BB		0-3 K	
Bud Harrelson, S OBP: 0.408, SLG: 0.468 (1, 6)	0-0 F6	0-0 BB 1B		0-0 4-3	0-0 1B 1B	0-0 1B 1B		0-0 6-3	
Dave Marshall, L OBP: 0.296, SLG: 0.481 (1, 7)	0-0 F7	0-0 F9		0-0 6-3	0-0 1B 1B	0-0 1B		0-0 1B	
Art Shamsky, L OBP: 0.404, SLG: 0.434 Ron Swoboda, R OBP: 0.419, SLG: 0.298 (1, 9) (7, 9)	0-0 5-3		0-0 HR		0-0 1B 2B	0-0 F5		0-0 6-3	
Ken Boswell, L OBP: 0.371, SLG: 0.419 (1, 4)		0-0 CS 1B	0-0 F8		0-0 1B 1B	0-3 K			
Donn Clendenon, R OBP: 0.270, SLG: 0.410 Mike Jorgensen, L OBP: 0.273, SLG: 0.385 (1, 3) (8, 3)		0-3 K	0-0 F8		0-0 1B 1B	0-0 F9		0-0 F9	
Wayne Garrett, L OBP: 0.385, SLG: 0.310 Joe Foy, R OBP: 0.311, SLG: 0.281 (1, 5) (5, PH) (6, 5)		4-0 BB BB BB	4-0 BB BB		0-0 1B BB	4-0 BB BB		4-0 BB	
Duffy Dyer, R OBP: 0.313, SLG: 0.185 (1, 2)		4-0 BB BB 1B	4-0 BB BB		0-3 K	0-0 F8		0-0 F8	
Jerry Koosman, R OBP: 0.200, SLG: 0.111 Ron Taylor, R (1, 1) (8, 1)		4-0 BB BB 1B	0-3 K		0-0 1B 1B	0-0 F4		0-3 K	

Inning Stats	R: 0	H: 0	E: 0	K: 0	S: 3	H: 0	LOB: 1	BB: 1	P: 7	R: 3	H: 2	E: 0	K: 1	S: 6	H: 1	LOB: 2	BB: 4	P: 22	R: 1	H: 1	E: 0	K: 1	S: 6	R: 0	H: 0	E: 0	K: 0	S: 3	R: 8	H: 9	E: 0	K: 2	S: 16	R: 2	H: 2	E: 0	K: 1	S: 7	R: 0	H: 0	E: 0	K: 1	S: 5	R: 0	H: 1	E: 0	K: 1	S: 6	R: 0	H: 1	E: 0	K: 1	S: 6
--------------	------	------	------	------	------	------	--------	-------	------	------	------	------	------	------	------	--------	-------	-------	------	------	------	------	------	------	------	------	------	------	------	------	------	------	-------	------	------	------	------	------	------	------	------	------	------	------	------	------	------	------	------	------	------	------	------

PITCHER	IP	WLS	BF	H	R	ER	SO	BB	IBB	HBP	BLK	WP	HR	S	P	ERA	WHIP
Rich Robertson, R ERA: 3.91 (1, 1)	2.2		17	3	4	4	1	7	0	0	0	0	1	12	40	13.50	3.750
Frank Linzy, R ERA: 6.46 (3, 1)	1.1	L	7	3	3	3	1	0	0	0	0	0	0	9	9	20.25	2.250
Ron Bryant, L ERA: 5.33 (5, 1)	0.1		4	2	1	1	1	1	0	0	0	0	0	5	9	27.00	9.000
Frank Reberger, R ERA: 8.34 (5, 1)	0.2		7	4	4	4	1	1	0	0	0	0	0	8	12	54.00	7.500
Don McMahon, R ERA: 6.0 (6, 1)	2.0		10	2	2	2	2	2	0	0	0	0	0	12	20	9.00	2.000

PITCHER	IP	WLS	BF	H	R	ER	SO	BB	IBB	HBP	BLK	WP	HR	S	P	ERA	WHIP
Mike McCormick, L ERA: 4.5 (8, 1)	1.0		4	1	0	0	1	0	0	0	0	0	0	6	6	0.00	1.000

San Francisco Giants @ New York Mets
 Shea Stadium, Flushing, NY
 Sun May 10 1970, 3:33 AM EDT
 Att: 36,018 - Unknown

AB	40
R	11
H	14
RBI	10
BB	6
SO	4
LOB	19



WP	1	PA	47
PB	0		
SB	2		
CS	0		

AB R H RBI BB SO LOB

5	2	2	2	1	0	0
6	2	3	0	0	1	4
4	2	2	6	1	0	1
4	1	2	2	1	0	2
4	0	1	0	1	1	2
0	0	0	0	0	0	0
5	0	0	0	0	0	6
4	1	1	0	1	1	0
5	2	3	0	0	0	1
3	1	0	0	1	1	3

1B	8	SF	0
2B	3	SAC	1
3B	0	DP	1
HR	3	HBP	0

Batter	1	2	3	4	5	6	7	8	9	
Bobby Bonds, R (1, 8) OBP: 0.435, SLG: 0.589	0-0 P6 HR		4-0 G3 HR BB	0-0 HR 1B	0-0 E7 WP S			0-0 5-3	0-0 G4-6-3 1B	
Ron Hunt, R (1, 4) OBP: 0.440, SLG: 0.457	0-0 4-3 HR 1B		0-0 G3 1-3	0-0 HR 1B	0-3 K			0-0 4-3 2B	0-0 G4-6-3 1-2f	
Willie McCovey, L (1, 3) OBP: 0.417, SLG: 0.538	0-0 4-3 1-2		0-0 HR	0-0 HR				4-0 4-3 IBB		
Ken Henderson, S (1, 9) OBP: 0.486, SLG: 0.579	0-0 HR		0-0 F8 2-H	4-0 BB FC3-4-6				0-0 4-3 1-2 2-3		
Bob Burda, L (1, 7) OBP: 0.421, SLG: 0.214 Bob Taylor, L (8, PR) OBP: 0.296, SLG: 0.095	0-3 K		0-0 1B	0-0 FC3-4-6 1-2f				4-0 L4 IBB		
Tito Fuentes, S (1, 5) OBP: 0.311, SLG: 0.364			0-0 F9	0-0 L5				0-0 6-3		
Russ Gibson, R (1, 2) OBP: 0.323, SLG: 0.414			0-0 4-3	4-0 BB FC1-5 1B	0-3 K			0-0 F9	0-0 1B 2B	
Hal Lanier, R (1, 6) OBP: 0.260, SLG: 0.311			0-0 1B	0-0 1B FC1-5	0-0 SH3-4 E 1B			0-0 F8	0-0 5-3	
Juan Marichal, R (1, 1)			0-3 K	0-0 HR FC1-5 1B 1B	0-0 SH3-4 1-2			0-0 6-3	4-0 1B BB	
Inning Stats	R: 2 E: 0 K: 1 S: 7 H: 2 LOB: 0 BB: 0 P: 7	R: 0 E: 0 K: 1 S: 6 H: 1 LOB: 1 BB: 0 P: 6	R: 2 E: 0 K: 0 S: 5 H: 2 LOB: 1 BB: 1 P: 9	R: 5 E: 0 K: 0 S: 7 H: 4 LOB: 1 BB: 2 P: 15	R: 1 E: 1 K: 2 S: 9 H: 1 LOB: 1 BB: 0 P: 9	R: 0 E: 0 K: 0 S: 4 H: 1 LOB: 1 BB: 0 P: 4	R: 0 E: 0 K: 0 S: 3 H: 0 LOB: 0 BB: 0 P: 3	R: 0 E: 0 K: 0 S: 4 H: 1 LOB: 3 BB: 2 P: 12	R: 1 E: 0 K: 0 S: 4 H: 2 LOB: 1 BB: 1 P: 8	1B: 8 2B: 3 3B: 0 HR: 3 SF: 0 SAC: 1 DP: 1 HBP: 0
PITCHER	IP WLS BF H R ER SO BB IBB HBP BLK WP HR S P ERA WHIP	IP WLS BF H R ER SO BB IBB HBP BLK WP HR S P ERA WHIP	IP WLS BF H R ER SO BB IBB HBP BLK WP HR S P ERA WHIP	IP WLS BF H R ER SO BB IBB HBP BLK WP HR S P ERA WHIP	IP WLS BF H R ER SO BB IBB HBP BLK WP HR S P ERA WHIP	IP WLS BF H R ER SO BB IBB HBP BLK WP HR S P ERA WHIP	IP WLS BF H R ER SO BB IBB HBP BLK WP HR S P ERA WHIP	IP WLS BF H R ER SO BB IBB HBP BLK WP HR S P ERA WHIP	IP WLS BF H R ER SO BB IBB HBP BLK WP HR S P ERA WHIP	
Nolan Ryan, R (1, 1) ERA: 3.22	3.1 L 19 7 7 7 2 2 0 0 0 0 2 21 29 18.90 2.700									
Tug McGraw, L (4, 1) ERA: 3.38	0.2 5 2 2 2 0 1 0 0 0 0 0 1 4 8 27.00 4.500									
Jim McAndrew, R (5, 1) ERA: 7.71	2.0 9 2 1 0 2 0 0 0 0 1 0 13 13 0.00 1.000									
Cal Koonce, R (7, 1) ERA: 2.81	3.0 14 3 1 1 0 1 2 0 0 0 0 0 11 23 3.00 1.333									

livebaseballscorecards.com

Batter	1	2	3	4	5	6	7	8	9	10	11	12	13	14	AB R H RBI BB SO LOB	TOP															
Bobby Bonds, R OBP: 0.419, SLG: 0.561 (1, 9)	F4	FC5			K		K		K		1-3		BB 1B	L4	8 0 1 0 0 3 6	San Francisco Giants @ San Diego Padres San Diego Stadium, San Diego, CA Mon May 11 1970, 10:05 PM EDT Att: 9,064 - Unknown livebaseballscorecards.com															
Ron Hunt, R OBP: 0.414, SLG: 0.424 (1, 4)	K		6-3		F4		F7			6-3	E6		F4		7 0 0 0 0 1 3																
Willie Mays, R OBP: 0.393, SLG: 0.511 (1, 8)	1B 1B		F5		K			6-3		BB 1B BB	F8		BB 1-2 BB		5 1 1 0 2 1 1																
Willie McCovey, L OBP: 0.411, SLG: 0.523 (1, 3)	1-2 1B		K			F2		BB 1B		BB K	F4		F3		7 0 2 0 0 2 5																
Ken Henderson, S OBP: 0.497, SLG: 0.576 (1, 7)	G3			HR 1B				1-2 BB		BB 1B BB		F8		SH1-3 E 1B BB	4 3 2 0 3 0 2																
Dick Dietz, R OBP: 0.456, SLG: 0.707 (1, 2)		FC1-5 1B BB		HR		F8		K		BB 1B BB		F8		E SH1-3 1B	6 2 3 3 1 1 3																
Tito Fuentes, S OBP: 0.313, SLG: 0.350 Mike McCormick, L (14, 1)		FC5 FC1-5 1-2 1B		6-3		F7		F7		1-3 2-H 1B				SH1-3 1B	5 0 1 0 1 0 3 0 0 0 0 0 0 0																
Hal Lanier, R OBP: 0.265, SLG: 0.304 Jim Davenport, R OBP: 0.333, SLG: 0.250 (14, 5)		K		F9			F9		F9				1B BB	L4 E IBB	5 0 1 2 1 1 2 0 0 0 0 1 0 0																
Gaylord Perry, R OBP: 0.111, SLG: 0.148 Bob Burda, L OBP: 0.400, SLG: 0.200 Bob Heise, R OBP: 0.310, SLG: 0.282 (14, 6)		FC1-5		4-3					6-3	FC5			K	E3	6 0 1 0 0 1 5 1 0 0 1 0 0 2 0 0 0 0 0 0 0																
Inning Stats	R: 0 E: 0 S: 7	H: 2 LOB: 2 BB: 0 P: 7	R: 0 E: 0 K: 1 S: 6	H: 1 LOB: 2 BB: 1 P: 10	R: 0 E: 0 K: 1 S: 5	H: 0 LOB: 0 BB: 0 P: 5	R: 2 E: 0 K: 0 S: 5	H: 2 LOB: 0 BB: 0 P: 5	R: 0 E: 0 K: 2 S: 7	H: 0 LOB: 0 BB: 0 P: 7	R: 0 E: 0 K: 0 S: 4	H: 1 LOB: 1 BB: 0 P: 4	R: 0 E: 0 K: 1 S: 6	H: 1 LOB: 2 BB: 1 P: 10	R: 0 E: 0 K: 1 S: 5		H: 0 LOB: 0 BB: 0 P: 5	R: 3 E: 0 K: 1 S: 7	H: 2 LOB: 2 BB: 3 P: 19	R: 0 E: 1 K: 0 S: 4	H: 0 LOB: 1 BB: 0 P: 4	R: 0 E: 0 K: 0 S: 3	H: 0 LOB: 0 BB: 0 P: 3	R: 0 E: 0 K: 1 S: 6	H: 1 LOB: 3 BB: 2 P: 14	R: 1 E: 1 K: 0 S: 4	H: 1 LOB: 2 BB: 2 P: 12	1B: 11 3B: 0 HR: 1	SF: 0 SAC: 1 DP: 1 HBP: 0	WP: 0 PB: 0 SB: 0 CS: 0	PA: 64
PITCHER	IP	WLS	BF	H	R	ER	SO	BB	IBB	HBP	BLK	WP	HR	S	P		ERA	WHIP													
Pat Dobson, R ERA: 3.38 (1, 1)	6.0		25	6	2	2	5	1	0	0	0	0	0	1	34		38	3.00	1.167												
Tom Dukes, R ERA: 3.0 (7, 1)	2.0		9	2	0	0	2	1	0	0	0	0	0	0	12		16	0.00	1.500												
Dave Roberts, L ERA: 1.95 (9, 1)	2.0		11	2	3	3	2	2	1	0	0	0	0	0	12		24	13.50	2.000												
Ron Herbel, R ERA: 3.23 (11, 1)	3.0		13	1	0	0	1	2	0	0	0	0	0	0	13	21	0.00	1.000													
Gary Ross, R ERA: 4.41 (14, 1)	1.0	L	6	1	1	1	0	1	1	0	0	0	0	0	4	12	9.00	2.000													



Batter	1	2	3	4	5	6	7	8	9	10	11	12	13	14	AB	R	H	RBI	BB	SO	LOB
Dave Campbell, R (1, 4) OBP: 0.321, SLG: 0.380	0-0 5-3		0-3 K			0-0 SH3-4		0-0 F9		4-0 FC3-2 IBB		0-0 5-3		0-0 F8	5	0	0	0	1	1	2
Steve Huntz, S (1, 6) OBP: 0.270, SLG: 0.359	0-0 G3		0-0 F2			0-0 6-3		0-0 G3		0-0 FC3-2		0-0 F8		4-0 BB	6	0	0	0	1	0	5
Cito Gaston, R (1, 8) OBP: 0.350, SLG: 0.496	0-0 1B 3B			0-3 K		0-0 1B		0-0 K		0-0 5-3		0-0 F3		0-0 F6	7	1	2	2	0	2	4
Al Ferrara, R (1, 7) OBP: 0.370, SLG: 0.458 Ron Herbel, R (11, 1) Ivan Murrell, R (13, PH) OBP: 0.250, SLG: 0.450	0-0 1B			0-0 6-3		0-3 K2-3		0-3 K		0-0 F9				0-0 SH5-4 1B	5	0	1	1	0	2	4
Nate Colbert, R (1, 3) OBP: 0.315, SLG: 0.544	0-3 K			0-0 6-3				0-0 5-3		0-3 K		4-0 BB BB		0-0 SH5-4	4	0	0	0	1	2	1
Ollie Brown, R (1, 9) OBP: 0.346, SLG: 0.447 Gary Ross, R (14, 1)		0-3 K			4-0 CS BB			0-0 2-3 1B		0-0 HR		4-0 BB		4-0 G6-4-3 IBB	3	1	2	1	3	1	0
Ed Spiezo, R (1, 5) OBP: 0.378, SLG: 0.369		0-3 K			0-3 K 1-2			0-0 2-3 1-2f		0-0 1B 1B		0-0 F3		0-0 G6-4-3 1-2f	6	1	1	0	0	2	6
Chris Cannizzaro, R (1, 2) OBP: 0.348, SLG: 0.342 Ron Stocum, R (10, PR) OBP: 0.286, SLG: 0.333		0-3 K			0-0 6-3			0-0 1-3		0-0 1B 1B		0-0 F3		0-0 4-3	4	0	1	0	0	1	0
Pat Dobson, R (1, 11) OBP: 0.222, SLG: 0.178 Tom Dukes, R (7, 11) Ray Webster, L (8, PR) OBP: 0.310, SLG: 0.269 Jose Arcia, R (8, PR) OBP: 0.211, SLG: 0.091 Dave Roberts, L (9, 11) OBP: 0.125, SLG: 0.500 Van Kelly, R (10, PR) OBP: 0.220, SLG: 0.234 Jerry Morales, R (10, PR) OBP: 0.187, SLG: 0.241			0-3 K			0-0 6-3 SH3-4 1B 1B		4-0 BB		0-0 5-3 1B		0-0 F8		0-0 BB 1B	2	1	1	0	0	1	0

Inning Stats	R: 1	H: 2	R: 0	H: 0	R: 0	H: 0	R: 0	H: 0	R: 1	H: 2	R: 0	H: 1	R: 0	H: 0	R: 3	H: 4	R: 0	H: 0	R: 0	H: 0	R: 0	H: 1	R: 0	H: 1	R: 0	H: 1	R: 0	H: 1	1B: 9	SF: 0	WP: 0	PA: 57
E: 0	LOB: 1	E: 0	LOB: 0	E: 0	LOB: 0	E: 0	LOB: 0	E: 0	LOB: 1	E: 0	LOB: 0	E: 0	LOB: 0	E: 0	LOB: 2	E: 0	LOB: 2	E: 0	LOB: 0	E: 0	LOB: 1	E: 0	LOB: 2	E: 0	LOB: 2	E: 0	LOB: 1	2B: 2	SAC: 2	PB: 1		
K: 1	BB: 0	K: 3	BB: 0	K: 2	BB: 0	K: 1	BB: 0	K: 0	BB: 0	K: 3	BB: 0	K: 0	BB: 0	K: 0	BB: 2	K: 0	BB: 0	K: 0	BB: 0	K: 0	BB: 1	K: 0	BB: 1	K: 0	BB: 1	K: 0	BB: 1	3B: 1	DP: 3	SB: 0		
S: 7	P: 7	S: 9	P: 9	S: 7	P: 7	S: 5	P: 5	S: 3	P: 3	S: 7	P: 11	S: 3	P: 11	S: 3	P: 3	S: 3	P: 7	S: 3	P: 3	S: 3	P: 7	S: 4	P: 8	S: 4	P: 8	S: 4	P: 8	HR: 1	HBP: 0	CS: 1		

PITCHER	IP	WLS	BF	H	R	ER	SO	BB	IBB	HBP	BLK	WP	HR	S	P	ERA	WHIP
Gaylord Perry, R (1, 1) ERA: 4.92	13.0	5	52	10	5	5	12	4	0	0	0	0	1	70	94	3.46	1.077
Mike McCormick, L (14, 1) ERA: 4.4	1.0	0	5	1	0	0	0	1	0	0	0	0	0	4	8	0.00	2.000

San Francisco Giants @ San Diego Padres
San Diego Stadium, San Diego, CA
Mon May 11 1970, 10:05 PM EDT
Att: 9,064 - Unknown

AB	R	H	RBI	BB	SO	LOB
48	5	11	5	7	12	26



Batter	1	2	3	4	5	6	7	8	9	AB R H RBI BB SO LOB	TOP																												
Bobby Bonds, R (1, 9) OBP: 0.425, SLG: 0.556	0-3 K		4-0 2B BB		0-0 F9 3B 1B	4-0 S BB		0-0 G5-4-3 1-2f		3 2 1 0 2 1 1																													
Ron Hunt, R (1, 4) OBP: 0.405, SLG: 0.423	0-0 F9		0-0 1-H 2B		0-0 5-3 1-2	0-0 4-3 1-2			0-0 F9	5 0 1 1 0 0 2																													
Willie Mays, R (1, 8) OBP: 0.384, SLG: 0.505	0-0 2B		0-3 K		0-0 F9 2-3		0-0 4-3		0-3 K	5 0 1 0 0 2 2																													
Willie McCovey, L (1, 3) OBP: 0.424, SLG: 0.549	4-0 IBB		4-0 G6-3 IBB		4-0 BB 3B BB		0-0 HR		0-0 F8	2 2 1 1 3 0 0																													
Ken Henderson, S (1, 7) OBP: 0.497, SLG: 0.570	0-0 F6		0-0 G6-3 1-2f		4-0 1-2 3B BB		0-0 1B			3 1 1 0 1 0 4																													
Dick Dietz, R (1, 2) OBP: 0.466, SLG: 0.725		0-0 G6-4-3 1B		0-0 6-3	0-0 1-H 2-H 3-H 3B		4-0 BB			3 0 2 3 1 0 0																													
Tito Fuentes, S (1, 5) OBP: 0.310, SLG: 0.344		0-0 1-2 G6-4-3 1B		0-0 F9	0-0 6-3		0-3 K			4 0 1 0 0 1 2																													
Hal Lanier, R (1, 6) OBP: 0.256, SLG: 0.293 Bob Taylor, L (8, PH) OBP: 0.321, SLG: 0.136 Bob Heise, R (8, PR) OBP: 0.310, SLG: 0.282		0-0 G6-4-3 1-2f 2-3		0-0 E6		0-0 F7		0-0 G5-4-3 1B		3 0 0 0 0 0 2 1 0 1 0 0 0 0 0 0 0 0 0 0 0																													
Miguel Puente, R (1, 1) Bill Faul, R (4, 1) Don Mason, L (6, PH) Frank Reberger, L (6, 1) Bob Burda, L (8, PH) Frank Linzy, R (8, 1)		0-3 K		0-3 K		0-0 F5		0-0 F5		2 0 0 0 0 0 2 2 0 0 0 0 0 0 0 0 1 0 0 0 0 0 0 0 0 0 0 0 0 0 0 0 1 0 0 0 0 0 0 1 0 0 0 0 0 0 0 0																													
Inning Stats	R: 0 E: 0 K: 1 S: 6	H: 1 LOB: 2 BB: 1 P: 10	R: 0 E: 0 K: 1 S: 6	H: 2 LOB: 1 BB: 0 P: 6	R: 1 E: 0 K: 1 S: 5	H: 1 LOB: 1 BB: 2 P: 13	R: 0 E: 1 K: 1 S: 6	H: 0 LOB: 1 BB: 0 P: 6	R: 3 E: 0 K: 0 S: 5	H: 2 LOB: 1 BB: 2 P: 13	R: 0 E: 0 K: 0 S: 3	H: 0 LOB: 1 BB: 1 P: 7	R: 1 E: 0 K: 1 S: 6	H: 2 LOB: 1 BB: 1 P: 10	R: 0 E: 0 K: 0 S: 3	H: 1 LOB: 1 BB: 0 P: 3	R: 0 E: 0 K: 1 S: 5	H: 0 LOB: 0 BB: 0 P: 5	1B: 5 2B: 2 3B: 1 HR: 1	SF: 0 SAC: 0 DP: 3 HBP: 0	WP: 0 PB: 0 SB: 1 CS: 0	PA: 40																	
PITCHER Mike Corkins, R (1, 1) ERA: 4.05 Tom Dukes, R (7, 1) ERA: 2.38	IP 6.2	WLS W	BF 32	H 8	R 5	ER 5	SO 4	BB 4	IBB 2	HBP 0	BLK 0	WP 0	HR 1	S 34	P 58	ERA 6.75	WHIP 1.800						PITCHER IP 2.1	WLS S	BF 8	H 1	R 0	ER 0	SO 2	BB 1	IBB 0	HBP 0	BLK 0	WP 0	HR 0	S 11	P 15	ERA 0.00	WHIP 0.857

San Francisco Giants @ San Diego Padres
San Diego Stadium, San Diego, CA
Tue May 12 1970, 10:05 PM EDT
Att. 7,716 - Unknown

AB	33
R	5
H	9
RBI	5
BB	7
SO	6
LOB	16



Batter	1	2	3	4	5	6	7	8	9	AB	R	H	RBI	BB	SO	LOB
Tommy Dean, R OBP: 0.323, SLG: 0.414 (1, 6)	4-0 L5-3 BB		0-0 SH3-1	4-0 BB BB BB 1-2 2-3 3-H		0-0 6-3				1	0	0	1	2	0	0
Dave Campbell, R OBP: 0.319, SLG: 0.371 (1, 4)	0-0 L5-3		0-0 F8	4-0 BB BB BB 1-2 2-3 3-H		0-0 6-3				3	0	0	1	1	0	2
Cito Gaston, R OBP: 0.340, SLG: 0.482 (1, 8)	0-3 K		0-0 4-3	0-0 F6						4	0	0	0	0	1	4
Al Ferrara, R OBP: 0.365, SLG: 0.448 (1, 7)		0-0 F6		0-0 1B 1B						4	1	1	0	0	0	3
Jerry Morales, R OBP: 0.197, SLG: 0.241 (8, 7)				0-0 F7						0	0	0	0	0	0	0
Ray Webster, L OBP: 0.333, SLG: 0.276 (1, 3)		0-0 1-3		0-0 S 1B 1B	4-0 G6-4-3 BB					3	1	1	0	1	0	0
Ollie Brown, R OBP: 0.343, SLG: 0.439 (1, 9)		0-0 6-3		0-0 SH 1B 1B	0-0 G6-4-3					4	1	1	1	0	0	1
Steve Huntz, S OBP: 0.282, SLG: 0.382 (1, 5)			0-0 1B 2B	0-3 K	0-0 1B					4	1	2	0	0	1	2
Bob Barton, R OBP: 0.371, SLG: 0.452 (1, 2)			0-0 E 1B	0-0 BB SH 1B	0-0 F7					4	2	2	2	0	0	1
Mike Corkins, R OBP: 0.235, SLG: 0.188 (1, 1)			0-0 SH SH3-1	0-0 SH BB BB						1	0	0	0	0	1	0
Tom Dukes, R (7, 1)			0-0 SH3-1	0-0 SH BB BB		0-3 K				0	0	0	0	0	0	0

Inning Stats	R: 0	H: 0	E: 0	K: 1	S: 4	LOB: 0	BB: 1	P: 8	R: 0	H: 0	E: 0	K: 0	S: 3	LOB: 0	BB: 0	P: 3	R: 2	H: 2	E: 1	K: 0	S: 6	LOB: 1	BB: 0	P: 6	R: 4	H: 4	E: 1	K: 1	S: 10	LOB: 3	BB: 2	P: 18	R: 0	H: 1	E: 0	K: 0	S: 3	LOB: 1	BB: 1	P: 7	R: 0	H: 0	E: 0	K: 1	S: 5	LOB: 0	BB: 0	P: 5	R: 0	H: 0	E: 0	K: 0	S: 3	LOB: 0	BB: 0	P: 3	R: 0	H: 0	E: 0	K: 0	S: 3	LOB: 0	BB: 0	P: 3	R: 0	H: 0	E: 0	K: 0	S: 3	LOB: 0	BB: 0	P: 3
--------------	------	------	------	------	------	--------	-------	------	------	------	------	------	------	--------	-------	------	------	------	------	------	------	--------	-------	------	------	------	------	------	-------	--------	-------	-------	------	------	------	------	------	--------	-------	------	------	------	------	------	------	--------	-------	------	------	------	------	------	------	--------	-------	------	------	------	------	------	------	--------	-------	------	------	------	------	------	------	--------	-------	------


PITCHER	IP	WLS	BF	H	R	ER	SO	BB	IBB	HBP	BLK	WP	HR	S	P	ERA	WHIP
Miguel Puente, R ERA: 7.07 (1, 1)	3.1	L	19	6	6	5	2	2	0	0	0	0	0	21	29	13.50	2.400
Bill Faul, R ERA: (4, 1)	1.2		7	1	0	0	0	2	0	0	0	0	0	5	13	0.00	1.800
Frank Reberger, R ERA: 7.66 (6, 1)	2.0		6	0	0	0	1	0	0	0	0	0	0	8	8	0.00	0.000
Frank Linzy, R ERA: 6.2 (8, 1)	1.0		3	0	0	0	0	0	0	0	0	0	0	3	3	0.00	0.000

BOTTOM

San Francisco Giants @ San Diego Padres
San Diego Stadium, San Diego, CA
Tue May 12 1970, 10:05 PM EDT
Att. 7,716 - Unknown

livebaseballscorecards.com

AB	28
R	6
H	7
RBI	5
BB	4
SO	3
LOB	13



WP: 0	PA: 35
PB: 0	
SB: 1	
CS: 0	

Batter	1	2	3	4	5	6	7	8	9	AB R H RBI BB SO LOB	TOP											
Bobby Bonds, R (1, 8) OBP: 0.418, SLG: 0.543	0-0 5-3		0-3 K		0-3 K		0-0 1B		0-0 F9	5 0 1 0 0 2 3	San Francisco Giants @ San Diego Padres San Diego Stadium, San Diego, CA Wed May 13 1970, 10:05 PM EDT Att. 7,447 - Unknown livebaseballscorecards.com											
Ron Hunt, R (1, 4) OBP: 0.392, SLG: 0.407	0-0 F6			0-0 F4		0-0 F4	0-0 F6			4 0 0 0 0 0 2												
Willie McCovey, L (1, 3) OBP: 0.419, SLG: 0.534	0-0 3-1			0-0 4-3		4-0 G5-4-3 BB	0-0 F9			3 0 0 0 1 0 2												
Ken Henderson, S (1, 9) OBP: 0.484, SLG: 0.552		0-0 6-3		0-0 F7		0-0 G5-4-3 1-2f		0-0 5-3		4 0 0 0 0 0 1												
Dick Dietz, R (1, 2) OBP: 0.467, SLG: 0.712		0-0 F8			4-0 1B 3B BB		0-0 E5 HR	4-0 G4-6-3 BB		2 2 0 0 2 0 0												
Frank Johnson, R (1, 7) OBP: 0.250, SLG: 0.250		0-0 5-3			0-0 1-2 3B 1B		0-0 E4 HR	0-0 G4-6-3 1-2f		4 2 1 0 0 0 2												
Tito Fuentes, S (1, 5) OBP: 0.320, SLG: 0.426			0-0 6-3		0-0 1-H 2-H 3B		0-0 1-H 2-H HR		0-0 4-3	4 1 2 5 0 0 0												
Hal Lanier, R (1, 6) OBP: 0.278, SLG: 0.306			0-0		0-0 F2 1B		0-0 SH3-4 1B		4-0	3 0 2 0 1 0 1												
Rich Robertson, R (1, 1) OBP: 0.278, SLG: 0.306			0-3 K		0-0 5-3		0-0 SH3-4 1-2		0-3 K	3 0 0 0 0 2 3												
Inning Stats	R: 0 E: 0 K: 0 S: 3	H: 0 LOB: 0 BB: 0 P: 3	R: 0 E: 0 K: 0 S: 3	H: 0 LOB: 0 BB: 0 P: 3	R: 0 E: 0 K: 2 S: 8	H: 1 LOB: 1 BB: 0 P: 8	R: 0 E: 0 K: 0 S: 3	H: 0 LOB: 0 BB: 0 P: 3	R: 2 E: 0 K: 1 S: 7	H: 2 LOB: 1 BB: 1 P: 11	R: 0 E: 0 K: 0 S: 2	H: 0 LOB: 0 BB: 1 P: 6	R: 3 E: 2 K: 0 S: 8	H: 3 LOB: 2 BB: 0 P: 8	R: 0 E: 0 K: 0 S: 2	H: 0 LOB: 0 BB: 1 P: 6	R: 0 E: 0 K: 1 S: 5	H: 0 LOB: 1 BB: 1 P: 9	1B: 4 2B: 0 3B: 1 HR: 1	SF: 0 SAC: 1 DP: 2 HBP: 0	WP: 0 PB: 0 SB: 0 CS: 0	PA: 37
PITCHER	IP WLS BF H R ER SO BB IBB HBP BLK WP HR S P ERA WHIP																					
Danny Coombs, L (1, 1) ERA: 1.77	8.0 L 33 6 5 3 3 3 0 0 0 0 0 1 36 48 3.38 1.125																					
Gary Ross, R (9, 1) ERA: 4.15	1.0 4 0 0 0 0 1 1 0 0 0 0 0 5 9 0.00 1.000																					



Batter	1	2	3	4	5	6	7	8	9	AB	R	H	RBI	BB	SO	LOB
Tommy Dean, R (1, 6) OBP: 0.294, SLG: 0.375 Nate Colbert, R (8, PH) OBP: 0.313, SLG: 0.539 Gary Ross, R (9, 1)	0-0 F9		0-0 5-3		0-3 K			0-0 G6-4-3		3	0	0	0	0	1	1
Dave Campbell, R (1, 4) OBP: 0.311, SLG: 0.360	0-0 F9		0-3 K			0-0 5-3		0-0 6-3		4	0	0	0	0	1	0
Cito Gaston, R (1, 8) OBP: 0.338, SLG: 0.476	0-0 3-1			0-0 1B		0-0 F9			0-0 F7	4	0	1	0	0	0	0
Ivan Murrell, R (1, 7) OBP: 0.250, SLG: 0.455		0-0 6-3 WP 2B		0-0 F9		0-0 F8			0-0 1-3	4	1	1	0	0	0	1
Ray Webster, L (1, 3) OBP: 0.297, SLG: 0.242		0-0 F8		0-0 F5			0-0 G3		0-0 F7	4	0	0	0	0	0	2
Ollie Brown, R (1, 9) OBP: 0.333, SLG: 0.426		0-0 6-3 2-3		0-0 F9			0-0 5-3			3	0	0	0	0	0	2
Steve Huntz, S (1, 5) OBP: 0.296, SLG: 0.386 (9, 6)		4-0 BB		0-3 K			0-0 1B			2	0	1	0	1	1	0
Bob Barton, R (1, 2) OBP: 0.342, SLG: 0.412		0-3 K		0-0 E6 FC1-6			0-0 F8			3	0	0	0	0	1	2
Danny Coombs, R (1, 1) OBP: 0.083, SLG: 0.167 Van Kelly, L (8, PH) OBP: 0.239, SLG: 0.234 (9, 5)			0-3 K2-3		0-0 FC1-6			4-0 G6-4-3 BB		2	0	0	0	0	1	1
										0	0	0	0	1	0	0

Inning Stats	R: 0	H: 0	E: 0	K: 0	S: 3	R: 1	H: 1	E: 0	K: 1	S: 6	R: 0	H: 0	E: 0	K: 2	S: 7	R: 0	H: 1	E: 0	K: 0	S: 4	R: 0	H: 0	E: 1	K: 2	S: 8	R: 0	H: 0	E: 0	K: 0	S: 3	R: 0	H: 1	E: 0	K: 0	S: 4	R: 0	H: 0	E: 0	K: 0	S: 2	R: 0	H: 0	E: 0	K: 0	S: 3	R: 0	H: 0	E: 0	K: 0	S: 3	1B: 2	SF: 0	2B: 1	SAC: 0	3B: 0	DP: 1	HR: 0	HBP: 0	WP: 1	PA: 32
PITCHER Rich Robertson, R (1, 1) ERA: 3.45	IP	WLS	BF	H	R	ER	SO	BB	IBB	HBP	BLK	WP	HR	S	P	ERA	WHIP																																											
	9.0	W	32	3	1	1	5	2	0	0	0	1	0	40	48	1.00	0.556																																											


BOTTOM

San Francisco Giants @ San Diego Padres
San Diego Stadium, San Diego, CA

Wed May 13 1970, 10:05 PM EDT
Att. 7,447 - Unknown

livebaseballscorecards.com

AB	30
R	1
H	3
RBI	0
BB	2
SO	5
LOB	10



Batter	1	2	3	4	5	6	7	8	9	AB R H RBI BB SO LOB	TOP																					
Bobby Bonds, R (1, 9) OBP: 0.429, SLG: 0.545	0-0 1B SF8 1B		4-0 FC5 S BB			4-0 FC6 BB		0-0 1-2 1B	0-0 FC5 2-3f	3 1 2 0 2 0 2	San Francisco Giants @ Los Angeles Dodgers Dodger Stadium, Los Angeles, CA Thu May 14 1970, 7:05 PM PDT Att: 21,828 - Unknown																					
Don Mason, L (1, 4) OBP: 0.222, SLG: 0.067	0-0 1-3 1B		4-0 1-2 BB			0-0 F9		0-0 F8		3 0 1 0 1 0 3																						
Willie Mays, R (1, 3) OBP: 0.371, SLG: 0.490	0-0 SF8		0-0 FC5 2-3f			0-0 F8		0-0 F3		3 0 0 1 0 0 5																						
Ken Henderson, S (1, 8) OBP: 0.478, SLG: 0.543	0-0 F4 3-H			0-0 G5-4-3 1B		0-0 FC6 1-2f			0-0 G3	4 0 1 0 0 0 1																						
Dick Dietz, R (1, 2) OBP: 0.460, SLG: 0.698 Russ Gibson, R (5, 2) OBP: 0.303, SLG: 0.387		0-0 F9		0-0 F2			0-0 1-3		0-0 6-3	2 0 0 0 0 0 1 2 0 0 0 0 0 0																						
Frank Johnson, R (1, 7) OBP: 0.250, SLG: 0.625		0-0 6-3		0-0 G5-4-3 1-2f			0-0 4-3		0-0 HR	4 1 1 1 0 0 1																						
Tito Fuentes, S (1, 5) OBP: 0.316, SLG: 0.431		0-0 6-3			0-0 F9		0-0 F7		0-0 1B 2B	4 1 1 0 0 0 0																						
Hal Lanier, R (1, 6) OBP: 0.287, SLG: 0.315			0-0 5-3		0-0 F7			0-0 1B 1B	0-0 FC5 BB 2-H 1B	4 0 2 1 0 0 0																						
Juan Marichal, R (1, 1) Frank Reberger, L (3, 1) OBP: 0.400, SLG: 0.600 Bob Taylor, L (8, PH) OBP: 0.310, SLG: 0.130 Ron Bryant, S (8, 1) OBP: 0.200, SLG: 0.200 Jim Davenport, R (9, PH) OBP: 0.355, SLG: 0.250			0-0 6-3		0-3 K		0-3 K		0-0 1-2 BB	1 0 0 0 0 0 0 1 0 0 0 0 1 0 1 0 0 0 0 1 1 0 0 0 0 0 0 0 0 0 0 0 1 0 0																						
Inning Stats	R: 1 E: 0 K: 0 S: 4	H: 2 LOB: 0 BB: 0 P: 4	R: 0 E: 0 K: 0 S: 3	H: 0 LOB: 0 BB: 0 P: 3	R: 0 E: 0 K: 0 S: 3	H: 1 LOB: 0 BB: 0 P: 3	R: 0 E: 0 K: 1 S: 5	H: 0 LOB: 0 BB: 0 P: 5	R: 0 E: 0 K: 0 S: 3	H: 0 LOB: 1 BB: 1 P: 7		R: 0 E: 0 K: 0 S: 3	H: 0 LOB: 0 BB: 0 P: 3	R: 0 E: 0 K: 1 S: 7	H: 2 LOB: 2 BB: 0 P: 7	R: 2 E: 0 K: 0 S: 6	H: 3 LOB: 2 BB: 1 P: 10	1B: 6 2B: 1 3B: 0 HR: 1	SF: 1 SAC: 0 DP: 1 HBP: 0	WP: 0 PB: 0 SB: 1 CS: 0	PA: 37											
PITCHER Sandy Vance, R (1, 1) ERA: 2.06 Jim Brewer, L (9, 1) ERA: 2.6	IP 8.2	WLS W	BF 35	H 8	R 3	ER 3	SO 2	BB 3	IBB 0	HBP 0	BLK 0	WP 0	HR 1	S 36	P 48	ERA 3.12	WHIP 1.269															
											PITCHER	IP	WLS	BF	H	R	ER	SO	BB	IBB	HBP	BLK	WP	HR	S	P	ERA	WHIP				

livebaseballscorecards.com

AB 32
R 3
H 8
RBI 3
BB 4
SO 2
LOB 14



Batter	1	2	3	4	5	6	7	8	9	AB	R	H	RBI	BB	SO	LOB
Maury Wills, S OBP: 0.350, SLG: 0.296 (1, 6)	0-0 SH1-3 1B		0-0 1B 1B	0-0 6-3		0-0 1B 1-2	0-0 5-3			5	1	3	0	0	0	1
Manny Mota, R OBP: 0.446, SLG: 0.518 (1, 7)	0-0 SH1-3 1-2		0-0 1B 1-3	0-3 K		0-0 1B 1-2 2-3		0-0 FC5-4 1B		4	1	3	0	0	1	0
Willie Davis, L OBP: 0.282, SLG: 0.320 (1, 8)	0-0 F3		0-0 1B FC4-6	0-0 G3		0-0 F7		0-0 FC5-4 4-3 1-2f		5	1	1	2	0	0	5
Wes Parker, S OBP: 0.376, SLG: 0.488 (1, 3)	0-0 6-3		0-0 FC4-6 1-3 1B		0-0 E4 FC5-4	0-3 K		0-0 4-3 1-3		5	0	1	0	0	1	5
Willie Crawford, L OBP: 0.344, SLG: 0.361 (1, 9)		0-0 3-1	0-0 FC4-6 1-2f HR		0-0 FC5-4 6-3 1-2f	0-0 F8		4-0 BB BB		4	1	0	1	1	0	5
Billy Grabarkewitz, R OBP: 0.524, SLG: 0.597 (1, 5)		4-0 BB S	0-0 HR 1-H		0-0 6-3 1-3		4-0 3B BB	4-0 BB 1-2		2	2	1	2	3	0	1
Tom Haller, L OBP: 0.356, SLG: 0.439 (1, 2)		4-0 BB FC6	0-0 1B FC6-4		4-0 BB FC6		0-0 3B 1-H	0-3 K		3	0	2	1	2	1	3
Ted Sizemore, R OBP: 0.316, SLG: 0.292 (1, 4)		0-0 F9	0-0 FC6-4 1-2f		0-0 FC6 1-2f		0-0 6-3			4	0	0	0	0	0	6
Sandy Vance, R OBP: 0.167, SLG: 0.091 (1, 1)		0-0 FC6 1-2f	0-0 G3			0-0 1B 1B		0-0 4-3		4	0	1	0	0	0	4
Jim Brewer, L (9, 1)										0	0	0	0	0	0	0

Inning Stats	R: 0	H: 1	E: 0	LOB: 1	K: 0	BB: 0	S: 4	P: 4	R: 0	H: 0	E: 0	LOB: 0	K: 1	BB: 0	S: 5	P: 5	R: 0	H: 0	E: 1	LOB: 2	K: 0	BB: 1	S: 4	P: 8	R: 0	H: 3	E: 0	LOB: 3	K: 1	BB: 0	S: 8	P: 8	R: 1	H: 1	E: 0	LOB: 1	K: 0	BB: 1	S: 4	P: 8	R: 0	H: 1	E: 0	LOB: 3	K: 1	BB: 2	S: 6	P: 14	
1B: 10	SF: 0	2B: 0	SAC: 1	3B: 1	DP: 0	HR: 1	HBP: 0	WP: 0	PA: 43	1B: 10	SF: 0	2B: 0	SAC: 1	3B: 1	DP: 0	HR: 1	HBP: 0	WP: 0	PA: 43	1B: 10	SF: 0	2B: 0	SAC: 1	3B: 1	DP: 0	HR: 1	HBP: 0	WP: 0	PA: 43	1B: 10	SF: 0	2B: 0	SAC: 1	3B: 1	DP: 0	HR: 1	HBP: 0	WP: 0	PA: 43	1B: 10	SF: 0	2B: 0	SAC: 1	3B: 1	DP: 0	HR: 1	HBP: 0	WP: 0	PA: 43

BOTTOM

San Francisco Giants @ Los Angeles Dodgers
Dodger Stadium, Los Angeles, CA

Thu May 14 1970, 7:05 PM PDT
Att. 21,828 - Unknown

livebaseballscorecards.com

AB	36
R	6
H	12
RBI	6
BB	6
SO	3
LOB	30

PITCHER	IP	WLS	BF	H	R	ER	SO	BB	IBB	HBP	BLK	WP	HR	S	P	ERA	WHIP
Juan Marichal, R ERA: 6.94 (1, 1)	2.1	L	16	7	5	5	0	2	0	0	0	0	1	14	22	19.29	3.857
Frank Reberger, R ERA: 6.75 (3, 1)	4.2		21	4	1	1	2	2	0	0	0	0	0	23	31	1.93	1.286
Ron Bryant, L ERA: 5.13 (8, 1)	1.0		6	1	0	0	1	2	0	0	0	0	0	6	14	0.00	3.000

Batter	1	2	3	4	5	6	7	8	9	AB R H RBI BB SO LOB	TOP														
Bobby Bonds, R (1, 9) OBP: 0.440, SLG: 0.555	0-0 S 1B	0-0 HR 2B		0-0 6-3		4-0 BB		4-0 BB		3 2 2 0 2 0 0															
Don Mason, L (1, 4) OBP: 0.227, SLG: 0.105 Ron Hunt, R (8, PH) OBP: 0.389, SLG: 0.404 (8, 4)	0-0 HR 1B	0-0 F2		0-0 F9		0-0 4-3		0-0 F6		4 1 1 1 0 0 3 1 0 0 0 0 0 3															
Willie Mays, R (1, 3) OBP: 0.388, SLG: 0.560	0-0 HR 1B	0-0 HR			0-0 1B		0-3 K		4-0 BB	4 2 3 4 1 1 0															
Ken Henderson, S (1, 8) OBP: 0.464, SLG: 0.522	0-0 F4	0-3 K			0-3 K		0-3 K		0-3 K	5 0 0 0 0 4 2															
Frank Johnson, R (1, 7) OBP: 0.231, SLG: 0.462	0-0 1B 1B		0-0 4-3		0-0 F8		0-0 F8		0-0 F9	5 0 1 0 0 0 2															
Tito Fuentes, S (1, 5) OBP: 0.321, SLG: 0.429 (8, 6)	0-0 1-2 1B		0-0		0-0 F7			0-0 F9	0-0 5-3	5 0 2 0 0 0 2															
Russ Gibson, R (1, 2) OBP: 0.297, SLG: 0.353	0-3 K		0-3 K			0-0 6-3		4-0 FC1-6 1B BB		3 0 0 0 1 2 3															
Hal Lanier, R (1, 6) OBP: 0.278, SLG: 0.304 Bob Burda, L (8, PH) OBP: 0.409, SLG: 0.235 Mike McCormick, L (8, 1)	0-0 F3		0-0 4-3			0-0 6-3		0-0 FC1-6 1B		3 0 0 0 0 0 3 1 0 1 0 0 0 0 0 0 0 0 0 0 0															
Miguel Puento, R (1, 1) Ron Bryant, S (1, 1) OBP: 0.143, SLG: 0.143 Bob Taylor, L (6, PH) OBP: 0.233, SLG: 0.130 Bill Faul, R (6, 1) Frank Linzy, R (7, 1) Al Gallagher, R (8, PH) OBP: 0.340, SLG: 0.388 (8, 5)		0-3 K		0-0 4-3		4-0 BB BB		0-0 FC1-6 BB		0 0 0 0 0 0 0 2 0 0 0 0 1 0 0 0 0 0 1 0 0 0 0 0 0 0 0 0 0 0 0 0 0 0 0 1 0 0 0 0 0 2															
Inning Stats	R: 3 E: 0 K: 1 S: 10	H: 5 LOB: 2 BB: 0 P: 10	R: 2 E: 0 K: 2 S: 9	H: 2 LOB: 0 BB: 0 P: 9	R: 0 E: 0 K: 1 S: 6	H: 1 LOB: 1 BB: 0 P: 6	R: 0 E: 0 K: 0 S: 3	H: 0 LOB: 0 BB: 0 P: 3	R: 0 E: 0 K: 2 S: 7	H: 1 LOB: 1 BB: 0 P: 6	R: 0 E: 0 K: 1 S: 6	H: 1 LOB: 1 BB: 0 P: 6	R: 0 E: 0 K: 0 S: 3	H: 0 LOB: 2 BB: 2 P: 11	R: 0 E: 0 K: 2 S: 7	H: 0 LOB: 0 BB: 0 P: 7	R: 0 E: 0 K: 0 S: 4	H: 1 LOB: 3 BB: 2 P: 12	R: 0 E: 0 K: 1 S: 5	H: 0 LOB: 1 BB: 1 P: 9	1B: 7 2B: 1 3B: 0 HR: 2	SF: 0 SAC: 0 DP: 0 HBP: 0	WP: 0 PB: 0 SB: 1 CS: 0	PA: 42	
PITCHER	IP WLS BF H R ER SO BB IBB HBP BLK WP HR S P ERA WHIP																								
Don Sutton, R (1, 1) ERA: 3.06	5.2 W 28 9 5 5 5 2 0 0 0 0 2 36 44 7.94 1.941																								
Joe Moeller, R (6, 1) ERA:	2.0 9 1 0 0 2 2 0 0 0 0 0 11 19 0.00 1.500																								
Jim Brewer, L (8, 1) ERA: 2.41	1.1 S 5 0 0 0 1 1 0 0 0 0 0 6 10 0.00 0.750																								

San Francisco Giants @ Los Angeles Dodgers
 Dodger Stadium, Los Angeles, CA
 Fri May 15 1970, 7:05 PM PDT
 Att: 32,603 - Unknown

livebaseballscorecards.com

AB	37
R	5
H	10
RBI	5
BB	5
SO	8
LOB	20



BOTTOM

San Francisco Giants @ Los Angeles Dodgers
Dodger Stadium, Los Angeles, CA
 Fri May 15 1970, 7:05 PM PDT
 Att. 32,603 - Unknown

AB	35
R	11
H	13
RBI	11
BB	3
SO	5
LOB	10



WP:	0	PA:	39
PB:	0	SB:	3
CS:	2		

Batter	1	2	3	4	5	6	7	8	9	AB	R	H	RBI	BB	SO	LOB
Maury Wills, S OBP: 0.358, SLG: 0.308 (1, 6)				SH1-3 HR 1B		F6		F3		5	2	3	1	0	0	0
Manny Mota, R OBP: 0.435, SLG: 0.492 (1, 7)				SH1-3 1-3		F9		F8		3	0	0	0	1	1	2
Willie Davis, L OBP: 0.272, SLG: 0.307 (1, 8)	FC3-6 HR 1-2f 2-3	K		K			4-3	1-3		5	1	0	0	0	2	3
Wes Parker, S OBP: 0.386, SLG: 0.527 (1, 3)	6-3 1-2 3-H			HR			1B 2B			4	2	3	3	0	0	1
Willie Crawford, L OBP: 0.350, SLG: 0.395 (1, 9)	HR 2-H	F8		4-3			1B 1B 1BB			3	2	1	2	1	0	1
Billy Grabarkewitz, R OBP: 0.523, SLG: 0.593 (1, 5)	HR S 1B	F8				F9		1B 1B 1B		4	2	2	1	0	0	1
Tom Haller, L OBP: 0.367, SLG: 0.511 (1, 2)	HR 1-H			F3		F2		CS 1B 1B		4	1	2	3	0	0	0
Von Joshua, L OBP: 0.333, SLG: 0.280 (7, PR)										0	0	0	0	0	0	0
Jeff Torborg, R OBP: 0.310, SLG: 0.350 (8, 2)										0	0	0	0	0	0	0
Ted Sizemore, R OBP: 0.322, SLG: 0.300 (1, 4)	BB 1B 1B			F8		6-3		CS 1B		4	1	2	1	0	0	0
Don Sutton, R OBP: 0.304, SLG: 0.318 (1, 1)	BB BB BB							CS 1B		1	0	0	0	1	1	0
Joe Moeller, R (6, 1)										2	0	0	0	0	1	2
Jim Brewer, L (8, 1)	1B BB			K				K		0	0	0	0	0	0	0

Inning	1	2	3	4	5	6	7	8	9
R: 6	R: 0	R: 0	R: 0	R: 2	R: 0	R: 0	R: 3	R: 0	R: 0
E: 0	E: 0	E: 0	E: 0	E: 0	E: 0	E: 0	E: 0	E: 0	E: 0
K: 1	K: 1	K: 1	K: 1	K: 1	K: 0	K: 0	K: 1	K: 0	K: 0
S: 11	S: 6	S: 6	S: 5	S: 7	S: 3	S: 3	S: 8	S: 3	S: 3
H: 6	H: 1	H: 0	H: 0	H: 2	H: 0	H: 0	H: 4	H: 0	H: 0
LOB: 2	LOB: 1	LOB: 0	LOB: 0	LOB: 0	LOB: 0	LOB: 0	LOB: 2	LOB: 0	LOB: 0
BB: 2	BB: 0	BB: 0	BB: 0	BB: 0	BB: 0	BB: 0	BB: 1	BB: 0	BB: 0
P: 19	P: 6	P: 6	P: 5	P: 7	P: 3	P: 3	P: 12	P: 3	P: 3

PITCHER	IP	WLS	BF	H	R	ER	SO	BB	IBB	HBP	BLK	WP	HR	S	P	ERA	WHIP
Migel Puente, R ERA: 9.82 (1, 1)	0.2	L	7	4	5	5	0	1	0	0	0	0	2	6	10	67.50	7.500
Ron Bryant, L ERA: 5.28 (1, 1)	4.1		19	5	3	3	4	1	0	0	0	0	1	26	30	6.23	1.385
Bill Faul, R ERA: 9.0 (6, 1)	1.1		8	3	3	3	0	0	1	0	0	0	0	7	11	20.25	2.250
Frank Linzy, R ERA: 6.04 (7, 1)	0.2		2	1	0	0	1	0	0	0	0	0	0	4	4	0.00	1.500
Mike McCormick, L ERA: 4.3 (8, 1)	1.0		3	0	0	0	0	0	0	0	0	0	0	3	3	0.00	0.000

WP	PA	ERA	WHIP
0	39		

Batter	1	2	3	4	5	6	7	8	9	AB R H RBI BB SO LOB	TOP									
Bobby Bonds, R (1, 9) OBP: 0.428, SLG: 0.536	0-0 F2		0-0 6-3		0-0 F8		0-0 3-1		0-3 K	5 0 0 0 0 1 1										
Bob Heise, R (1, 6) OBP: 0.319, SLG: 0.279	4-0 1B FC3-6 BB		0-0 6-3		0-0 1-6-3		0-0 3-H 1B		0-0 4-3	4 1 1 1 1 0 0										
Willie Mays, R (1, 8) OBP: 0.397, SLG: 0.558	0-0 FC3-6 1-3 BB 1B		4-0 HR BB		0-0 6-3		0-0 F2		0-0 BB 1B	4 1 2 0 1 0 1										
Willie McCovey, L (1, 3) OBP: 0.438, SLG: 0.593	4-0 1-2 FC3-6 BB		0-0 1-H HR		4-0 BB BB		0-0 HR		4-0 1-2 BB	2 2 2 3 3 0 0										
Ken Henderson, S (1, 7) OBP: 0.456, SLG: 0.511	0-0 FC3-6 1-2f 2-3 3-H		0-3 K		0-3 K		0-0 S 1B		0-0 F9	5 0 1 1 0 2 5										
Dick Dietz, R (1, 2) OBP: 0.453, SLG: 0.679	0-0 F8		0-3 K		4-0 1-2 G1-6-3 BB		0-0 5-3		0-0 1-2	3 0 0 0 1 1 3										
Tito Fuentes, S (1, 4) OBP: 0.307, SLG: 0.407		0-0 F8		0-0 F3		0-0 1-2f G1-6-3		0-0 F5		4 0 0 0 0 0 3										
Al Gallagher, R (1, 5) OBP: 0.357, SLG: 0.398		0-0 4-3		0-0 1B		0-0 3-1 1B SH1-4		4-0 1B IBB		3 1 2 0 1 0 0										
Gaylord Perry, R (1, 1) OBP: 0.100, SLG: 0.133		0-3 K		0-3 K		0-0 1-2 SH1-4		0-3 K		3 0 0 0 0 3 3										
Frank Reberger, L (8, 1) OBP: 0.400, SLG: 0.600										0 0 0 0 0 0 0										
Inning Stats	R: 1 E: 0 K: 0 S: 4	H: 1 LOB: 2 BB: 2 P: 12	R: 0 E: 0 K: 1 S: 5	H: 0 LOB: 0 BB: 0 P: 5	R: 2 E: 0 K: 1 S: 6	H: 1 LOB: 0 BB: 1 P: 10	R: 0 E: 0 K: 2 S: 8	H: 1 LOB: 1 BB: 0 P: 8	R: 0 E: 0 K: 1 S: 4	H: 0 LOB: 1 BB: 2 P: 12	R: 1 E: 0 K: 0 S: 5	H: 2 LOB: 1 BB: 0 P: 5	R: 1 E: 0 K: 1 S: 7	H: 2 LOB: 2 BB: 1 P: 11	R: 0 E: 0 K: 1 S: 6	H: 1 LOB: 2 BB: 1 P: 10	1B: 6 2B: 0 3B: 0 HR: 2	SF: 0 SAC: 1 DP: 1 HBP: 0	WP: 0 PB: 0 SB: 1 CS: 0	PA: 41
PITCHER	IP WLS BF H R ER SO BB IBB HBP BLK WP HR S P ERA WHIP																			
Alan Foster, R (1, 1) ERA: 3.23	7.0 L 30 5 4 4 5 5 0 0 0 0 0 1 35 55 5.14 1.429																			
Ray Lamb, R (8, 1) ERA: 2.7	1.2 9 3 1 1 2 0 1 0 0 0 0 1 12 16 5.40 1.800																			
Fred Norman, L (9, 1) ERA: 2.55	0.1 2 0 0 0 0 1 0 0 0 0 0 0 1 5 0.00 3.000																			

San Francisco Giants @ Los Angeles Dodgers
 Dodger Stadium, Los Angeles, CA
 Sat May 16 1970, 3:33 AM PDT
 Att: 42,241 - Unknown

livebaseballscorecards.com

AB	33
R	5
H	8
RBI	5
BB	7
SO	7
LOB	16



Batter	1	2	3	4	5	6	7	8	9	AB	R	H	RBI	BB	SO	LOB
Maury Wills, S OBP: 0.366, SLG: 0.326 (1, 6)	0-0 E7 HR 1B		0-0 1-3 2B		0-0 F7		0-0 1B		0-0 5-3	5	1	3	0	0	0	0
Manny Mota, R OBP: 0.419, SLG: 0.460 (1, 7)	4-0 HR BB		0-0 1-3 2-3		0-0 F9		0-0 1-3		0-3 K	4	1	0	0	1	1	2
Willie Davis, L OBP: 0.279, SLG: 0.336 (1, 8)	0-0 HR 1-H 2-H		0-0 4-3		0-0 F8				0-0 G4-6-3 1B	4	1	2	3	0	0	1
Wes Parker, S OBP: 0.383, SLG: 0.515 (1, 3)	0-0 F4		0-3 K						0-0 G4-6-3 1-2f	3	0	0	0	1	1	2
Willie Crawford, L OBP: 0.365, SLG: 0.404 (1, 9)	0-0 F3				0-0 1B 1B				0-0 1B 1B	3	1	2	0	1	0	0
Billy Grabarkewitz, R OBP: 0.532, SLG: 0.600 (1, 5) (9, 4)	0-0 CS 1B				0-0 1-2 1B				0-0 1B 1-2 1B	4	0	3	0	0	1	2
Tom Haller, L OBP: 0.358, SLG: 0.490 (1, 2)	0-0 CS	0-3 K			0-3 K				0-0 1-3 2-H 1B	4	0	1	1	0	2	3
Von Joshua, L OBP: 0.333, SLG: 0.280 (8, PR)										0	0	0	0	0	0	0
Jeff Torborg, R OBP: 0.310, SLG: 0.350 (9, 2)										0	0	0	0	0	0	0
Ted Sizemore, R OBP: 0.323, SLG: 0.295 (1, 4)									0-0 F3	2	0	0	0	1	0	0
Bill Sudakis, S OBP: 0.311, SLG: 0.302 (8, PH) (9, 5)									0-0 F7	1	0	0	0	0	0	2
Alan Foster, R OBP: 0.136, SLG: 0.095 (1, 1)										2	0	0	0	0	2	2
Len Gabrielson, L (7, PH)										1	0	0	0	0	0	0
Ray Lamb, R (8, 1)										0	0	0	0	0	0	0
Fred Norman, S (9, 1)										0	0	0	0	0	0	0
Jim Lefebvre, S OBP: 0.270, SLG: 0.206 (9, PH)										1	0	0	0	0	1	0

Inning Stats	R: 3	H: 3	LOB: 0	K: 0	S: 5	P: 9	R: 0	H: 0	LOB: 0	K: 2	S: 7	R: 0	H: 1	LOB: 1	K: 1	S: 6	R: 0	H: 2	LOB: 2	K: 2	S: 8	R: 0	H: 0	LOB: 0	K: 0	S: 3	R: 0	H: 0	LOB: 1	K: 1	S: 4	R: 0	H: 1	LOB: 1	K: 0	S: 4	R: 1	H: 4	LOB: 2	K: 0	S: 6	R: 0	H: 0	LOB: 0	K: 2	S: 7	1B: 9	SF: 0	2B: 1	SAC: 0	3B: 0	DP: 2	HR: 1	HBP: 0	WP: 0	PA: 39
--------------	------	------	--------	------	------	------	------	------	--------	------	------	------	------	--------	------	------	------	------	--------	------	------	------	------	--------	------	------	------	------	--------	------	------	------	------	--------	------	------	------	------	--------	------	------	------	------	--------	------	------	-------	-------	-------	--------	-------	-------	-------	--------	-------	--------

PITCHER	IP	WLS	BF	H	R	ER	SO	BB	IBB	HBP	BLK	WP	HR	S	P	ERA	WHIP
Gaylord Perry, R ERA: 4.9 (1, 1)	7.2	W	34	11	4	4	6	4	0	0	0	0	1	42	58	4.70	1.957
Frank Reberger, R ERA: 6.46 (8, 1)	1.1	S	4	0	0	0	2	0	0	0	0	0	0	8	8	0.00	0.000

BOTTOM

San Francisco Giants @ Los Angeles Dodgers
 Dodger Stadium, Los Angeles, CA
 Sat May 16 1970, 3:33 AM PDT
 Att. 42,241 - Unknown

livebaseballscores.com

AB	34
R	4
H	11
RBI	4
BB	4
SO	8
LOB	14



Batter	1	2	3	4	5	6	7	8	9	AB R H RBI BB SO LOB	TOP									
Bobby Bonds, R (1, 9) OBP: 0.418, SLG: 0.523	0-3 K		0-0 4-3		0-0 6-3			0-0 5-3		4 0 0 0 0 1 0	San Francisco Giants @ Los Angeles Dodgers Dodger Stadium, Los Angeles, CA Sun May 17 1970, 3:33 AM PDT Att. 28,122 - Unknown									
Bob Heise, R (1, 6) OBP: 0.294, SLG: 0.255	0-0 F9		0-0 6-3			0-0 F9		0-0 F4		4 0 0 0 0 0 0										
Willie Mays, R (1, 8) OBP: 0.400, SLG: 0.551	4-0 HBP BB			0-0 4-3		0-0 1B		0-0 6-3		3 0 1 0 1 0 0										
Willie McCovey, L (1, 3) OBP: 0.436, SLG: 0.583 Mike McCormick, L (7, 1) Jim Davenport, R (9, PH) OBP: 0.344, SLG: 0.240	1-0 FC6-4 HBP		0-3 K		0-3 K			0-0 F9		2 0 0 0 0 2 1 0 0 0 0 0 0 0 1 0 0 0 0 0 0										
Ken Henderson, S (1, 7) OBP: 0.457, SLG: 0.510	0-0 FC6-4			0-0 BB 1B		0-3 K		0-0 E 1B		4 0 2 0 0 1 3										
Dick Dietz, R (1, 2) OBP: 0.447, SLG: 0.661		0-0 F9		4-0 FC6-4 BB		0-0 5-3		0-0 E6 FC6-4		3 0 0 0 1 0 1										
Tito Fuentes, S (1, 4) OBP: 0.283, SLG: 0.388		0-0 F8		0-0 FC6-4		0-0 F8		0-0 F2		4 0 0 0 0 0 4										
Al Gallagher, R (1, 5) OBP: 0.353, SLG: 0.391		0-0 6-3			0-0 5-3		0-0 FC6-4 1B		0-0 FC6-4	4 0 1 0 0 0 2										
Rich Robertson, R (1, 1) Frank Linzy, R (5, 1) Bill Faul, R (5, 1) Frank Johnson, R (7, PH) OBP: 0.214, SLG: 0.429			0-0 F8		0-0 6-3		0-0 FC6-4			2 0 1 0 0 0 0 0 1										
Inning Stats	R: 0 E: 0 K: 1 S: 5	H: 0 LOB: 2 BB: 1 P: 10	R: 0 E: 0 K: 0 S: 3	H: 0 LOB: 0 BB: 0 P: 3	R: 0 E: 0 K: 0 S: 3	H: 1 LOB: 2 BB: 1 P: 10	R: 0 E: 0 K: 1 S: 6	H: 0 LOB: 0 BB: 0 P: 3	R: 0 E: 0 K: 2 S: 8	H: 1 LOB: 1 BB: 0 P: 8		R: 0 E: 0 K: 0 S: 4	H: 1 LOB: 1 BB: 0 P: 4	R: 0 E: 0 K: 0 S: 3	H: 0 LOB: 0 BB: 0 P: 3	R: 0 E: 1 K: 0 S: 5	H: 1 LOB: 2 BB: 0 P: 5	1B: 4 2B: 0 3B: 0 HR: 0	SF: 0 SAC: 0 DP: 0 HBP: 1	WP: 0 PB: 0 SB: 0 CS: 0
PITCHER Claude Osteen, L (1, 1) ERA: 2.18	IP: 9.0 WLS: W BF: 35 H: 4 R: 0 ER: 0 SO: 4 BB: 2 IBB: 0 HBP: 1 BLK: 0 WP: 0 HR: 0 S: 40 P: 49 ERA: 0.00 WHIP: 0.667																			

livebaseballscorecards.com

AB	32
R	0
H	4
RBI	0
BB	2
SO	4
LOB	12



Batter	1	2	3	4	5	6	7	8	9	AB R H RBI BB SO LOB
Maury Wills, S OBP: 0.373, SLG: 0.331 (1, 6)	4-0 S 1B BB	0-0 F8					0-0 6-3			4 2 2 0 1 0 2
Manny Mota, R OBP: 0.418, SLG: 0.500 (1, 7)	0-0 3-1 1-2		0-0 HR				0-0 4-3			5 1 2 1 0 1 2
Willie Davis, L OBP: 0.283, SLG: 0.346 (1, 8)	0-0 E S 2-H 1B		0-0 G3					0-0 4-3		5 1 2 2 0 0 3
Wes Parker, S OBP: 0.377, SLG: 0.511 (1, 3)	0-3 K 1-3		0-0 F1			0-0 F6		0-0 5-3		5 1 1 1 0 1 1
Willie Crawford, L OBP: 0.358, SLG: 0.387 (1, 9)	0-3 K		0-3 K			0-3 K		0-0 4-3		4 1 0 0 1 3 1
Billy Grabarkewitz, R OBP: 0.539, SLG: 0.602 (1, 5)		4-0 FC1-5 BB		0-0 F8	0-0 E7 1B 1B	0-0 1B 1B				3 1 2 1 1 0 0
Tom Haller, L OBP: 0.386, SLG: 0.490 (1, 2)		4-0 FC1-5 BB		0-0 F8	4-0 1B SF9 IBB	0-0 1B 1B		0-0 FC6-4 1B		2 1 1 0 2 0 0
Ted Sizemore, R OBP: 0.328, SLG: 0.302 (1, 4)		0-0 FC1-5		0-0 1B	0-0 1B 1B	0-0 1B 1B		0-0 FC6-4		4 0 2 2 0 0 4
Claude Osteen, L OBP: 0.240, SLG: 0.261 (1, 1)		0-0 F7		0-0 6-3	0-0 SF9		0-0 4-3			3 0 0 1 0 0 3

Inning Stats	R: 1 E: 0 K: 2 S: 8	H: 1 LOB: 1 BB: 1 P: 12	R: 0 E: 0 K: 0 S: 3	H: 0 LOB: 2 BB: 2 P: 11	R: 1 E: 0 K: 1 S: 6	H: 1 LOB: 0 BB: 0 P: 6	R: 0 E: 0 K: 0 S: 4	H: 1 LOB: 1 BB: 0 P: 4	R: 6 E: 1 K: 1 S: 12	H: 7 LOB: 3 BB: 2 P: 20	R: 0 E: 0 K: 1 S: 7	H: 2 LOB: 2 BB: 0 P: 7	R: 0 E: 0 K: 0 S: 3	H: 0 LOB: 0 BB: 0 P: 3	R: 0 E: 0 K: 0 S: 3	H: 0 LOB: 0 BB: 0 P: 3	1B: 9 2B: 2 3B: 0 HR: 1	SF: 1 SAC: 0 DP: 0 HBP: 0	WP: 0 PB: 0 SB: 5 CS: 0	PA: 41
--------------	------------------------------	----------------------------------	------------------------------	----------------------------------	------------------------------	---------------------------------	------------------------------	---------------------------------	-------------------------------	----------------------------------	------------------------------	---------------------------------	------------------------------	---------------------------------	------------------------------	---------------------------------	----------------------------------	------------------------------------	----------------------------------	--------

PITCHER	IP	WLS	BF	H	R	ER	SO	BB	IBB	HBP	BLK	WP	HR	S	P	ERA	WHIP	IP	WLS	BF	H	R	ER	SO	BB	IBB	HBP	BLK	WP	HR	S	P	ERA	WHIP		
Rich Robertson, R ERA: 3.94 (1, 1)	4.1	L	22	6	5	5	4	3	0	0	0	0	1	27	39	10.38	2.077																			
Frank Linzy, R ERA: 7.01 (5, 1)	0.1		7	4	3	3	0	0	2	0	0	0	0	5	13	81.00	12.000																			
Bill Faul, R ERA: 6.23 (5, 1)	1.1		6	2	0	0	1	0	0	0	0	0	0	8	8	0.00	1.500																			
Mike McCormick, L ERA: 4.13 (7, 1)	2.0		6	0	0	0	0	0	0	0	0	0	0	6	6	0.00	0.000																			

BOTTOM

San Francisco Giants @ Los Angeles Dodgers
 Dodger Stadium, Los Angeles, CA
 Sun May 17 1970, 3:33 AM PDT
 Att. 28,122 - Unknown

livebaseballscorecards.com

AB	35
R	8
H	12
RBI	8
BB	5
SO	5
LOB	16



Batter	1	2	3	4	5	6	7	8	9	AB R H RBI BB SO LOB	TOP
Sonny Jackson, L (1, 6) OBP: 0.403, SLG: 0.328	0-0 F8 2B		0-0 4-3		0-0 6-3			0-3 K		4 0 1 0 0 1 0	
Felix Millan, R (1, 4) OBP: 0.331, SLG: 0.384	0-0 5-3		0-0 5-3		0-0 5-3			0-0 1-3		4 0 0 0 0 0 1	
Tony Gonzalez, L (1, 8) OBP: 0.325, SLG: 0.388	0-0 F8 2-3			0-0 F8		0-0 F9		0-3 K2-3		4 0 0 0 0 1 1	
Rico Carty, R (1, 7) OBP: 0.500, SLG: 0.700	4-0 BB			0-0 2B 1B		0-0 F7		0-0 HR		3 2 2 1 1 0 0	
Orlando Cepeda, R (1, 3) OBP: 0.397, SLG: 0.593	0-3 K			0-0 2B 2B		0-0 1B		0-0 4-3 SH5-3 1B		4 1 3 0 0 1 2	
Mike Lum, L (1, 9) OBP: 0.250, SLG: 0.200		0-0 F6		0-0 1B 2B		0-0 4-3		0-0 SH5-3		3 1 1 2 0 0 1	
Clete Boyer, R (1, 5) OBP: 0.277, SLG: 0.359				0-0 2-H 3-H 1B		0-0 F9		1-0 4-3 HBP		3 0 1 1 0 0 0	
Bob Didier, S (1, 2) OBP: 0.179, SLG: 0.170				0-0 1-3		0-0 F5		0-0 4-3		4 0 0 0 0 0 2	
Milt Pappas, R (1, 1)			0-0 F7		0-0 5-3		0-0 6-3		0-0 F6	4 0 0 0 0 0 2	
Inning Stats	R: 0 H: 1 E: 0 LOB: 2 K: 1 BB: 1 S: 6 P: 10	R: 0 H: 0 E: 0 LOB: 0 K: 0 BB: 0 S: 3 P: 3	R: 0 H: 0 E: 0 LOB: 0 K: 0 BB: 0 S: 3 P: 3	R: 3 H: 4 E: 0 LOB: 0 K: 0 BB: 0 S: 6 P: 6	R: 0 H: 0 E: 0 LOB: 0 K: 0 BB: 0 S: 3 P: 3	R: 0 H: 1 E: 0 LOB: 1 K: 0 BB: 0 S: 4 P: 4	R: 0 H: 0 E: 0 LOB: 0 K: 0 BB: 0 S: 3 P: 3	R: 0 H: 0 E: 0 LOB: 0 K: 2 BB: 0 S: 7 P: 7	R: 1 H: 2 E: 0 LOB: 2 K: 0 BB: 0 S: 5 P: 6	1B: 4 SF: 0 2B: 3 SAC: 1 3B: 0 DP: 0 HR: 1 HBP: 1	WP: 0 PA: 36 PB: 0 SB: 0 CS: 0
PITCHER Juan Marichal, R (1, 1) ERA: 6.12	IP WLS BF H R ER SO BB IBB HBP BLK WP HR S P ERA WHIP										
	9.0 L 36 8 4 4 3 1 0 1 0 0 0 1 40 45 4.00 1.000										

Atlanta Braves @ San Francisco Giants
Candlestick Park, San Francisco, CA
Tue May 19 1970, 10:05 PM EDT
Att. 5,254 - Unknown

AB	33
R	4
H	8
RBI	4
BB	1
SO	3
LOB	9



livebaseballscores.com

Batter	1	2	3	4	5	6	7	8	9	AB R H RBI BB SO LOB
Bobby Bonds, R (1, 9) OBP: 0.410, SLG: 0.509	0-0 6-3 ⁽¹⁾		X 0-0 E5 1B	X 0-3 K			X 0-3 K			4 1 0 0 0 2 1
Ron Hunt, R (1, 4) OBP: 0.385, SLG: 0.393	0-0 F9		H 1-0 1B HBP		X 0-0 6-3 ⁽¹⁾		X 0-0 F8			3 0 0 0 0 0 0
Willie Mays, R (1, 8) OBP: 0.396, SLG: 0.541	0-0 F2		S 0-3 K		X 0-0 F4		X 0-0 E 1B			4 0 1 0 0 1 2
Willie McCovey, L (1, 3) OBP: 0.425, SLG: 0.565		X 0-0 3-1 ⁽¹⁾	X 0-0 F6		S 0-3 K		S 0-3 K			4 0 0 0 0 2 3
Ken Henderson, S (1, 7) OBP: 0.458, SLG: 0.510		X 0-0 1B BB 1B	X 0-0 1-3 2-H 1B		X 0-0 3-1 ⁽¹⁾		X 0-0 1-3 E4			4 1 2 1 0 0 1
Dick Dietz, R (1, 2) OBP: 0.441, SLG: 0.643		BB 4-0 1B BB	X 0-0 F7		X 0-0 6-3 ⁽²⁾		S 0-3 K			3 0 0 0 1 1 4
Tito Fuentes, S (1, 5) OBP: 0.284, SLG: 0.375		X 0-0 F7		X 0-0 F5		S 0-3 K		X 0-0 5-3 ⁽¹⁾		3 0 0 0 0 1 2
Don Mason, L (9, PH) OBP: 0.217, SLG: 0.100										1 0 0 0 0 0 0
Hal Lanier, R (1, 6) OBP: 0.290, SLG: 0.337		X 0-0		X 0-0			X 0-0 5-3 ⁽¹⁾			3 0 2 1 0 0 0
Bob Burda, L (9, PH) OBP: 0.391, SLG: 0.222		1-3 2-H 1B		X 0-0 3B				X 0-0 4-3 ⁽²⁾		1 0 0 0 0 0 0
Juan Marichal, R (1, 1) OBP: 0.333, SLG: 0.231		S 0-3 K		X 0-0 5-3 ⁽²⁾			X 0-0 6-3 ⁽²⁾			3 0 0 0 0 1 3
Jim Davenport, R (9, PH) OBP: 0.333, SLG: 0.231								S 0-3 K		1 0 0 0 0 1 0

Inning Stats	R: 0	H: 0	E: 0	K: 0	S: 3	R: 1	H: 2	E: 0	K: 1	S: 7	R: 1	H: 1	E: 1	K: 1	S: 7	R: 0	H: 1	E: 0	K: 1	S: 6	R: 0	H: 0	E: 0	K: 1	S: 5	R: 0	H: 0	E: 0	K: 1	S: 5	R: 0	H: 1	E: 1	K: 2	S: 9	R: 0	H: 0	E: 0	K: 1	S: 5	R: 0	H: 1	E: 0	K: 1	S: 5	1B: 4	2B: 0	3B: 1	HR: 0	SF: 0	SAC: 0	DP: 0	HBP: 1	WP: 0	PA: 36
--------------	------	------	------	------	------	------	------	------	------	------	------	------	------	------	------	------	------	------	------	------	------	------	------	------	------	------	------	------	------	------	------	------	------	------	------	------	------	------	------	------	------	------	------	------	------	-------	-------	-------	-------	-------	--------	-------	--------	-------	--------

PITCHER	IP	WLS	BF	H	R	ER	SO	BB	IBB	HBP	BLK	WP	HR	S	P	ERA	WHIP
Milt Pappas, R (1, 1) ERA: 7.71	9.0	W	36	5	2	1	9	1	0	1	0	0	0	52	57	1.00	0.667

BOTTOM

Atlanta Braves @ San Francisco Giants
Candlestick Park, San Francisco, CA
 Tue May 19 1970, 10:05 PM EDT
 Att: 5,254 - Unknown

AB	34
R	2
H	5
RBI	2
BB	1
SO	9
LOB	16



Batter	1	2	3	4	5	6	7	8	9	10	11	AB R H RBI BB SO LOB	TOP
Sonny Jackson, L (1, 6) OBP: 0.399, SLG: 0.341 Gil Garrido, R (9, 6) OBP: 0.143, SLG: 0.077	0-0 3B 3B		0-0 4-3			0-0 1-3			0-0 1-3		0-0 1B F5	4 1 1 0 0 0 0 2 0 1 0 0 0 3	
Felix Millan, R (1, 4) OBP: 0.325, SLG: 0.382	0-0 4-3		0-0 F3			0-3 K			0-0 1B 2B		FC1-6 HR 5-3	6 1 1 0 0 1 5	
Hank Aaron, R (1, 9) OBP: 0.428, SLG: 0.728	0-0 F6		0-0 F3			4-0 PO BB			4-0 1B IBB		4-0 1-2 HR BB	2 1 0 0 3 0 1	
Rico Carty, R (1, 7) OBP: 0.503, SLG: 0.733 Mike Lum, L (11, 7) OBP: 0.250, SLG: 0.200	0-0 3B 3B					0-0 PO	0-0 F8		0-0 1B		0-0 1-2 2-3 HR	5 1 3 4 0 0 0 0 0 0 0 0 0 0	
Orlando Cepeda, R (1, 3) OBP: 0.391, SLG: 0.579	0-0 6-3					0-0 F8	0-0 F6		0-3 K		0-0 HBP 2B 1B	5 1 1 0 0 1 3	
Tony Gonzalez, L (1, 8) OBP: 0.321, SLG: 0.378						0-0 4-3	0-0 6-3			0-0 1-3	1-0 2B BB HBP	4 1 0 0 0 1 0	
Clete Boyer, R (1, 5) OBP: 0.281, SLG: 0.368						0-0 F5			0-3 K		0-0 BB 1-3 2-H 2B	5 0 2 1 0 2 0	
Bob Didier, S (1, 2) OBP: 0.200, SLG: 0.193 Ralph Garr, L (10, PR) OBP: 0.200, SLG: 0.111 Bob Tillman, R (10, 2) OBP: 0.275, SLG: 0.375						0-0 F8	G4-6-3 1B		0-0 6-3		4-0 BB 1B IBB	4 0 2 0 0 0 1 0 0 0 0 0 0 0 0 0 0 0 1 0 0	
Jim Nash, R (1, 1) OBP: 0.120, SLG: 0.208 Hal King, L (10, PH) OBP: 0.444, SLG: 0.500 Hoyt Wilhelm, R (10, 1)						0-0 K	G4-6-3 1-2 1B		0-3 K		0-0 F7 1-2 2-3 3-H BB	3 0 0 0 0 2 2 1 0 0 0 0 0 1 0 0 0 1 1 0 0	
Inning Stats	R: 1 H: 2 E: 0 LOB: 1 K: 5 BB: 0 S: 5 P: 5	R: 0 H: 1 E: 0 LOB: 1 K: 2 BB: 0 S: 8 P: 8	R: 0 H: 0 E: 0 LOB: 0 K: 0 BB: 0 S: 3 P: 3	R: 0 H: 0 E: 0 LOB: 0 K: 0 BB: 0 S: 3 P: 3	R: 0 H: 1 E: 0 LOB: 0 K: 0 BB: 0 S: 3 P: 3	R: 0 H: 0 E: 0 LOB: 0 K: 1 BB: 1 S: 4 P: 8	R: 0 H: 0 E: 0 LOB: 0 K: 0 BB: 0 S: 3 P: 3	R: 0 H: 0 E: 0 LOB: 0 K: 2 BB: 0 S: 7 P: 7	R: 0 H: 2 E: 0 LOB: 2 K: 1 BB: 1 S: 6 P: 10	R: 0 H: 1 E: 0 LOB: 1 K: 1 BB: 0 S: 6 P: 6	R: 5 H: 4 E: 0 LOB: 3 K: 0 BB: 3 S: 7 P: 20	1B: 6 SF: 0 2B: 2 SAC: 0 3B: 2 DP: 1 HR: 1 HBP: 1	WP: 0 PA: 48 PB: 0 SB: 0 CS: 0
PITCHER	IP WLS BF H R ER SO BB IBB HBP BLK WP HR S P ERA WHIP												
Gaylord Perry, R (1, 1) ERA: 4.84	10.1 L 41 10 5 5 7 2 1 0 0 0 1 52 64 4.36 1.161												
Mike McCormick, L (11, 1) ERA: 4.31	0.0 4 1 1 1 0 1 1 1 0 0 0 1 10 ∞ ∞												
Frank Reberger, R (11, 1) ERA: 6.32	0.2 2 0 0 0 0 0 0 0 0 0 0 2 2 0.00 0.000												

Atlanta Braves @ San Francisco Giants
Candlestick Park, San Francisco, CA
Wed May 20 1970, 6:33 AM EDT
Att: 4,192 - Unknown

AB	41
R	6
H	11
RBI	6
BB	5
SO	7
LOB	16



Batter	1	2	3	4	5	6	7	8	9	10	11	AB R H RBI BB SO LOB	BOTTOM				
Bobby Bonds, R OBP: 0.409, SLG: 0.500 (1, 9)	4-0 		x 0-0 F9		x 0-0 F7					0-3 K		3 0 0 0 2 1 0	Atlanta Braves @ San Francisco Giants Candlestick Park, San Francisco, CA Wed May 20 1970, 6:33 AM EDT Att: 4,192 - Unknown livebaseballscorecards.com				
Ron Hunt, R OBP: 0.385, SLG: 0.402 (1, 4)	0-0 		x 0-0 F9		0-3 K		x 0-0 3-1			0-0 1-3		5 1 2 0 0 1 2					
Willie Mays, R OBP: 0.381, SLG: 0.517 (1, 8)	0-0 F6		x 0-0 F9			x 0-0 F3			x 0-0 F8			5 0 0 0 0 0 3					
Willie McCovey, L OBP: 0.424, SLG: 0.566 (1, 3)	0-0 F4		x 0-0 			x 0-0 			x 0-0 F3			5 0 2 1 0 0 2					
Ken Henderson, S OBP: 0.451, SLG: 0.497 (1, 7)	4-0 		x 0-0 F5			0-3 K			x 0-0 F7			4 0 0 0 1 2 2					
Dick Dietz, R OBP: 0.433, SLG: 0.625 (1, 2)	0-0 G3				0-3 K							5 0 1 0 0 2 4					
Tito Fuentes, S OBP: 0.283, SLG: 0.370 (1, 5)		x 0-0 F8		x 0-0 6-3					x 0-0 FC3-6			4 0 1 0 0 0 1					
Hal Lanier, R OBP: 0.282, SLG: 0.327 (1, 6)		x 0-0 4-3		x 0-0 F5					x 0-0 SH1-4			3 0 0 0 0 0 1					
Bob Burda, L OBP: 0.375, SLG: 0.211 (9, PH)									0-3 K			1 0 0 0 0 1 1					
Bob Heise, R OBP: 0.294, SLG: 0.255 (10, 6)												0 0 0 0 0 0 0					
Gaylord Perry, R OBP: 0.091, SLG: 0.121 (11, 1)									x 0-0 SH1-4			3 0 0 0 0 0 1					
Mike McCormick, L (11, 1)												0 0 0 0 0 0 0					
Frank Reberger, L OBP: 0.400, SLG: 0.600 (11, 1)												0 0 0 0 0 0 0					
Inning Stats	R: 0 H: 1 E: 0 LOB: 3 K: 0 BB: 2 S: 4 P: 12	R: 0 H: 0 E: 0 LOB: 0 K: 0 BB: 0 S: 3 P: 3	R: 1 H: 2 E: 0 LOB: 1 K: 0 BB: 0 S: 5 P: 5	R: 0 H: 0 E: 0 LOB: 0 K: 1 BB: 0 S: 5 P: 5	R: 0 H: 0 E: 0 LOB: 0 K: 1 BB: 0 S: 5 P: 5	R: 0 H: 1 E: 0 LOB: 1 K: 2 BB: 0 S: 8 P: 8	R: 0 H: 1 E: 0 LOB: 2 K: 0 BB: 1 S: 4 P: 8	R: 0 H: 0 E: 0 LOB: 0 K: 0 BB: 0 S: 3 P: 3	R: 0 H: 1 E: 0 LOB: 1 K: 1 BB: 0 S: 6 P: 6	R: 0 H: 0 E: 0 LOB: 0 K: 1 BB: 0 S: 5 P: 5	R: 0 H: 0 E: 0 LOB: 0 K: 1 BB: 0 S: 5 P: 5	1B: 4 SF: 0 2B: 2 SAC: 1 3B: 0 DP: 0 HR: 0 HBP: 0	WP: 0 PA: 42 PB: 0 SB: 1 CS: 0				
PITCHER	IP WLS BF H R ER SO BB IBB HBP BLK WP HR S P ERA WHIP																
Jim Nash, R ERA: 3.3 (1, 1)	9.0	36	6	1	1	5	2	1	0	0	0	0	0	43	55	1.00	0.889
Hoyt Wilhelm, R ERA: 3.0 (10, 1)	2.0	6	0	0	0	2	0	0	0	0	0	0	0	10	10	0.00	0.000



Batter	1	2	3	4	5	6	7	8	9	AB R H RBI BB SO LOB	TOP												
Dave Campbell, R (1, 4) OBP: 0.308, SLG: 0.363	0-0 G3		0-0 2B 6-3 1B		0-3 K		0-0 F4			4 1 1 0 0 1 2	San Diego Padres @ San Francisco Giants Candlestick Park, San Francisco, CA Fri May 22 1970, 10:05 PM EDT Att. 4,334 - Unknown livebaseballscorecards.com												
Steve Huntz, S (1, 6) OBP: 0.281, SLG: 0.350	4-0 BB PB 1B BB		0-0 F9		0-0 G1-6-3			0-0 WP BB 5-3 1B	3 2 1 0 1 0 2														
Cito Gaston, R (1, 8) OBP: 0.357, SLG: 0.491	0-0 BB PB 1B		0-0 2B			0-0 F9		4-0 5-3 WP BB 1-2	3 1 2 0 1 0 0														
Al Ferrara, R (1, 7) OBP: 0.367, SLG: 0.454	4-0 PB 1-2 2-3 BB		0-0 6-3		1-0 HBP		0-3 K	0-3 1-2 2-3	2 0 0 1 1 1 3														
Nate Colbert, R (1, 3) OBP: 0.296, SLG: 0.531	0-3 K		0-3 K		0-0 F8		0-0 5-3	0-0 2-3 3-H	4 0 0 1 0 2 6														
Ivan Murrell, R (1, 9) OBP: 0.273, SLG: 0.493	0-3 K		0-0 6-3		0-0 4-3		0-3 K	0-3 2-3 3-H	4 0 0 0 0 2 3														
Van Kelly, L (1, 5) OBP: 0.275, SLG: 0.232		0-0 3-1		0-0 F8		0-0 3-1		4-0 G1-6-3 BB	3 0 0 0 1 0 0														
Bob Barton, R (1, 2) OBP: 0.360, SLG: 0.457		0-3 K		0-0 5-3		0-0 2B		0-3 K	4 0 1 0 0 2 1														
Mike Corkins, R (1, 1) OBP: 0.273, SLG: 0.286 Ray Webster, L (7, PH) OBP: 0.283, SLG: 0.220 Tom Dukes, R (7, 1) Ed Spiezio, R (9, PH) OBP: 0.410, SLG: 0.391		0-3 K		0-0 G1-6-3 1B		0-0 F8		0-0 G1-6-3 1-2f	2 0 1 0 0 1 0 1 0 0 0 0 0 1 0 0 0 0 0 0 0 1 0 0 0 0 0 1														
Inning Stats	R: 2 E: 0 K: 2 S: 8	H: 1 LOB: 1 BB: 2 P: 16	R: 0 E: 0 K: 2 S: 7	H: 0 LOB: 0 BB: 0 P: 7	R: 1 E: 0 K: 1 S: 7	H: 2 LOB: 1 BB: 0 P: 7	R: 0 E: 0 K: 0 S: 3	H: 0 LOB: 0 BB: 0 P: 3	R: 0 E: 0 K: 1 S: 5	H: 1 LOB: 0 BB: 0 P: 5	R: 0 E: 0 K: 0 S: 3	H: 0 LOB: 1 BB: 0 P: 4	R: 0 E: 0 K: 0 S: 4	H: 1 LOB: 1 BB: 0 P: 4	R: 1 E: 0 K: 2 S: 8	H: 1 LOB: 1 BB: 1 P: 12	R: 0 E: 0 K: 1 S: 4	H: 0 LOB: 0 BB: 1 P: 8	1B: 4 2B: 2 3B: 0 HR: 0	SF: 0 SAC: 0 DP: 2 HBP: 1	WP: 1 PB: 2 SB: 0 CS: 0	PA: 36	
PITCHER Rich Robertson, R (1, 1) ERA: 3.69	IP 9.0	WLS W	BF 36	H 6	R 4	ER 2	SO 9	BB 4	IBB 0	HBP 1	BLK 0	WP 1	HR 0	S 49	P 66	ERA 2.00	WHIP 1.111						PITCHER IP WLS BF H R ER SO BB IBB HBP BLK WP HR S P ERA WHIP

Batter	1	2	3	4	5	6	7	8	9
Bobby Bonds, R OBP: 0.404, SLG: 0.491 (1, 8)	0-3 K		0-3 K	0-3 K		0-0 SF8		4-0 S CS HR BB	
Ron Hunt, R OBP: 0.386, SLG: 0.392 (1, 4)	0-3 K		1-0 1B 1B HBP	0-0 5-3		0-0 F9		1-0 S HR HBP	
Willie McCovey, L OBP: 0.435, SLG: 0.568 (1, 3)	0-3 K		0-0 BB 1B 1-3 1B		4-0 HR BB		0-0 FC1-6 BB 1B	4-0 1-2 2-3 HR IBB	
Ken Henderson, S OBP: 0.455, SLG: 0.516 (1, 9)		0-3 K	0-0 BB 1B 1-2 3-H		0-0 F2		4-0 FC1-6 BB	0-0 1-H 2-H 3-H HR	
Dick Dietz, R OBP: 0.438, SLG: 0.653 (1, 2)		0-0 1B 2B	4-0 FC6 BB 1-2 2-3		0-0 HR		0-0 F7	0-3 K	
Frank Johnson, R OBP: 0.222, SLG: 0.353 (1, 7)		4-0 1B BB	0-0 F3		0-0 F7		0-0 FC1-6		
Tito Fuentes, S OBP: 0.282, SLG: 0.365 (1, 5)		0-0 1B 1-2 2-H	0-0 FC6 1-2f		0-0 4-3		0-3 K		
Hal Lanier, R OBP: 0.280, SLG: 0.333 (1, 6)		0-0 F5		0-0 F5		0-0 SH5-4 SF8 2B		0-0 4-3	
Rich Robertson, R OBP: 0.040, SLG: 0.080 (1, 1)		0-3 K		0-0 2B		0-0 SH5-4		0-3 K	

Inning Stats	R: 0	H: 0	E: 0	K: 3	S: 9	LOB: 0	BB: 0	P: 9
	R: 1	H: 2	E: 0	K: 2	S: 9 <td>LOB: 2</td> <td>BB: 1</td> <td>P: 13</td>	LOB: 2	BB: 1	P: 13
	R: 1	H: 2	E: 0	K: 1	S: 7 <td>LOB: 3</td> <td>BB: 1</td> <td>P: 12</td>	LOB: 3	BB: 1	P: 12
	R: 0	H: 1	E: 0	K: 1	S: 6 <td>LOB: 1</td> <td>BB: 0</td> <td>P: 6</td>	LOB: 1	BB: 0	P: 6
	R: 2	H: 1	E: 0	K: 0	S: 4 <td>LOB: 0</td> <td>BB: 1</td> <td>P: 8</td>	LOB: 0	BB: 1	P: 8
	R: 1	H: 1	E: 0	K: 0	S: 4 <td>LOB: 0</td> <td>BB: 0</td> <td>P: 4</td>	LOB: 0	BB: 0	P: 4
	R: 0	H: 1	E: 0	K: 1	S: 6 <td>LOB: 2</td> <td>BB: 1</td> <td>P: 10</td>	LOB: 2	BB: 1	P: 10
	R: 4	H: 1	E: 0	K: 2	S: 8 <td>LOB: 0</td> <td>BB: 2</td> <td>P: 17</td>	LOB: 0	BB: 2	P: 17

PITCHER	IP	WLS	BF	H	R	ER	SO	BB	IBB	HBP	BLK	WP	HR	S	P	ERA	WHIP
Mike Corkins, R ERA: 4.37 (1, 1)	6.0	L	29	7	5	5	7	3	0	1	0	0	1	39	52	7.50	1.667
Tom Dukes, R ERA: 1.89 (7, 1)	2.0		12	2	4	0	3	2	1	1	0	0	1	14	27	0.00	2.000

BOTTOM

AB	R	H	RBI	BB	SO	LOB
3	1	0	1	1	3	1
3	2	0	0	0	1	1
3	2	2	0	2	1	0
4	1	2	5	1	1	1
4	2	2	2	1	1	2
3	0	0	0	1	0	5
4	0	1	1	0	1	5
4	1	1	0	0	0	2
3	0	1	0	0	2	2

San Diego Padres @ San Francisco Giants
Candlestick Park, San Francisco, CA

AB 31
R 9
H 9
RBI 9
BB 6
SO 10
LOB 19

WP: 0 **PA: 41**
PB: 0
SB: 2
CS: 1



Fri May 22 1970, 10:05 PM EDT
Att. 4,334 - Unknown

livebaseballscorecards.com

Batter	1	2	3	4	5	6	7	8	9	10	11	12	13	14	15	AB	R	H	RBI	BB	SO	LOB	BOTTOM													
Bobby Bonds, R OBP: 0.406, SLG: 0.486 (1, 9)	4-0 G4-6-3 BB	0-0 S 1B 1B		0-3 K		0-0 FC5-4 CS		0-0 1B 1B	0-0 FC5		0-0 5-3		0-0 FC3-4 SH1-4 1B	0-0 F8		8	2	3	2	1	1	6														
Ron Hunt, R OBP: 0.385, SLG: 0.391 (1, 4)	0-0 G4-6-3	0-0 HR 1B		0-0 F8		0-0 CS	0-0 2B 1B	0-0 F9	0-0 F6		0-0 WP 1B		0-0 SH1-4		0-0 6-3	8	2	3	3	0	0	5														
Willie Mays, R OBP: 0.465, SLG: 0.574 (1, 8)	0-0 HR	4-0 HR BB			0-0 HR		0-0 F7	0-0 1B		0-0 1B	4-0 IBB BB		4-0 FC3-4 IBB		0-3 K	6	3	4	4	3	1	1														
Willie McCovey, L OBP: 0.430, SLG: 0.579 (1, 3)	0-0 1-3	0-0 HR			0-0 F4		0-0 2B	0-3 K		0-3 K	4-0 IBB		0-0 FC3-4 BB		0-0 F3	8	1	2	4	1	2	4														
Ken Henderson, S OBP: 0.452, SLG: 0.525 (1, 7)		HR 4-3			0-3 K				0-0 SH1-4 1B 1B	0-3 K	0-0 F7		4-0 BB			7	2	2	1	1	3	5														
Dick Dietz, R OBP: 0.442, SLG: 0.638 (1, 2)		0-3 K	0-3 K		4-0 BB		4-0 FC6-4 IBB	0-0 1B SH1-4 1B	0-0 F6			0-0 SH1-3 1B	0-0 FC5			6	1	2	0	2	2	4														
Tito Fuentes, S OBP: 0.294, SLG: 0.382 (10, 6)		0-0 SH1-4 1B 1B	0-3 K		0-0 F5		0-0 FC6-4	0-0 SH1-4			0-0 SH3-4 1B 2B	0-0 SH1-3		0-0 CS SH1-4 1B	6	2	3	0	0	1	3															
Hal Lanier, R OBP: 0.262, SLG: 0.333 (8, 9)		0-0 SH1-4 1B	0-0 6-3			0-0 F8		0-3 K	0-0 FC5 1B		4-0 SH3-4 1B BB	0-0 F7		0-0 SH1-4	3	1	1	0	0	0	0															
Don Mierson, L OBP: 0.298, SLG: 0.095 (9, 1)																1	0	0	0	0	1	0														
Frank Johnson, R OBP: 0.223, SLG: 0.389 (10, 1)		0-0 SH1-4 1B														0	0	0	0	0	0	0														
Ron Davy, S OBP: 0.143, SLG: 0.143 (11, 9)		1-2 1B														1	0	1	1	0	0	0														
Al Callaghan, R OBP: 0.359, SLG: 0.391 (12, 1)																0	1	0	0	1	0	0														
Miguel Fuentes, R (12, 1)																1	0	0	0	0	0	1														
Juan Marichal, R ERA: 3.29		0-0 SH1-4														0	0	0	0	0	0	0														
Jerry Johnson, R ERA: 4.71																1	0	0	0	0	0	0														
Bob Taylor, R ERA: 3.29																0	0	0	0	0	0	0														
Frank Scherger, L ERA: 4.71																0	0	0	0	0	0	0														
Mike McGowan, L ERA: 4.71																0	0	0	0	0	0	0														
Bob Bonds, L ERA: 4.71																0	0	0	0	0	0	0														
Bob Harper, L ERA: 4.71																0	1	0	0	0	0	0														
Jim Davidson, R ERA: 4.71																3	0	1	1	0	0	2														
Inning Stats	R: 1 E: 0 K: 0 S: 3	H: 1 LOB: 0 BB: 1 P: 7	R: 7 E: 0 K: 1 S: 11	H: 6 LOB: 0 BB: 1 P: 15	R: 0 E: 0 K: 2 S: 7	H: 0 LOB: 0 BB: 0 P: 7	R: 0 E: 0 K: 1 S: 6	H: 1 LOB: 1 BB: 1 P: 10	R: 1 E: 0 K: 1 S: 7	H: 2 LOB: 2 BB: 1 P: 11	R: 2 E: 0 K: 2 S: 9	H: 2 LOB: 1 BB: 1 P: 13	R: 2 E: 0 K: 0 S: 7	H: 4 LOB: 2 BB: 0 P: 7	R: 0 E: 0 K: 2 S: 8	H: 1 LOB: 1 BB: 0 P: 8	R: 2 E: 0 K: 0 S: 5	H: 2 LOB: 3 BB: 3 P: 17	R: 0 E: 0 K: 0 S: 4	H: 1 LOB: 1 BB: 0 P: 4	R: 0 E: 0 K: 0 S: 4	H: 1 LOB: 3 BB: 2 P: 12	R: 0 E: 0 K: 0 S: 4	H: 1 LOB: 1 BB: 0 P: 4	R: 0 E: 0 K: 1 S: 5	H: 0 LOB: 0 BB: 0 P: 5	1B: 17 2B: 2 3B: 0 HR: 4	SF: 0 SAC: 6 DP: 1 HBP: 0	WP: 1 PB: 0 SB: 1 CS: 2	PA: 77						
PITCHER	IP WLS BF H R ER SO BB IBB HBP BLK WP HR S P ERA WHIP	Clay Kirby, R ERA: 5.71 (1, 1)	Tom Dukes, R ERA: 1.71 (3, 1)	Ron Herbel, R ERA: 3.29 (5, 1)	Gary Ross, R ERA: 5.53 (7, 1)	Dave Roberts, L ERA: 3.5 (8, 1)	PITCHER	IP WLS BF H R ER SO BB IBB HBP BLK WP HR S P ERA WHIP	Mike Corkins, R ERA: 4.45 (11, 1)	Danny Coombs, L ERA: 2.08 (12, 1)																										

San Diego Padres @ San Francisco Giants
Candlestick Park, San Francisco, CA

Sat May 23 1970, 6:33 AM EDT
Att: 15,536 - Unknown

livebaseballscorecards.com

AB 60
R 16
H 23
RBI 16
BB 10
SO 12
LOB 31



Batter	1	2	3	4	5	6	7	8	9	AB R H RBI BB SO LOB	TOP												
Dave Campbell, R (1, 4) OBP: 0.297, SLG: 0.341	0-3 K			0-0 F6		0-0 5-3			0-0 5-3	4 0 0 0 0 1 0	San Diego Padres @ San Francisco Giants Candlestick Park, San Francisco, CA Sun May 24 1970, 6:33 AM EDT Unknown livebaseballscorecards.com												
Steve Huntz, S (1, 6) OBP: 0.291, SLG: 0.384	0-0 F9			0-0 F4		0-3 K			0-0 FC5-4 1B	4 0 1 0 0 1 0													
Cito Gaston, R (1, 8) OBP: 0.370, SLG: 0.500	0-0 5-3			0-0 F7		0-0 5-3			0-0 FC5-4 1-2f	4 0 0 0 0 0 1													
Al Ferrara, R (1, 7) OBP: 0.361, SLG: 0.442		0-0 FC5-4 1B			0-0 4-3				0-0 F9	4 0 1 0 0 0 1													
Nate Colbert, R (1, 3) OBP: 0.310, SLG: 0.544		0-0 FC5-4 G6-4-3 1-2f			0-0 1-3				0-0 F6	3 0 0 0 0 0 1													
Ivan Murrell, R (1, 9) OBP: 0.303, SLG: 0.529		0-0 G6-4-3 1-2f			HR				0-0 1-3	3 1 1 1 0 0 1													
Van Kelly, L (1, 5) OBP: 0.276, SLG: 0.240			0-0 F8		0-0 2B				0-0 F5	3 0 1 0 0 0 0													
Bob Barton, R (1, 2) OBP: 0.358, SLG: 0.438			0-0 F9		4-0 IBB				0-3 K	2 0 0 0 1 1 0													
Ron Herbel, R (1, 1) Ray Webster, L (8, PH) Gary Ross, R (8, 1) OBP: 0.271, SLG: 0.209 OBP: 0.667, SLG: 0.667			0-3 K		0-0 4-3				0-3 K	2 0 0 0 0 1 2 1 0 0 0 0 1 0 0 0 0 0 0 0 0													
Inning Stats	R: 0 E: 0 K: 1 S: 5	H: 0 LOB: 0 BB: 0 P: 5	R: 0 E: 0 K: 0 S: 3	H: 1 LOB: 0 BB: 0 P: 3	R: 0 E: 0 K: 1 S: 5	H: 0 LOB: 0 BB: 0 P: 5	R: 0 E: 0 K: 0 S: 3	H: 0 LOB: 0 BB: 0 P: 3	R: 1 E: 0 K: 0 S: 5	H: 2 LOB: 2 BB: 1 P: 9	R: 0 E: 0 K: 1 S: 5	H: 0 LOB: 0 BB: 0 P: 5	R: 0 E: 0 K: 0 S: 3	H: 0 LOB: 0 BB: 0 P: 3	R: 0 E: 0 K: 2 S: 7	H: 0 LOB: 0 BB: 0 P: 7	R: 0 E: 0 K: 0 S: 4	H: 1 LOB: 1 BB: 0 P: 4	1B: 2 2B: 1 3B: 0 HR: 1	SF: 0 SAC: 0 DP: 1 HBP: 0	WP: 0 PB: 0 SB: 0 CS: 0	PA: 31	
PITCHER Gaylord Perry, R (1, 1) ERA: 4.48	IP 9.0	WLS W	BF 31	H 4	R 1	ER 1	SO 5	BB 0	IBB 1	HBP 0	BLK 0	WP 0	HR 1	S 40	P 44	ERA 1.00	WHIP 0.444						PITCHER IP WLS BF H R ER SO BB IBB HBP BLK WP HR S P ERA WHIP

AB	30
R	1
H	4
RBI	1
BB	1
SO	5
LOB	6



Batter	1	2	3	4	5	6	7	8	9	AB	R	H	RBI	BB	SO	LOB
Bobby Bonds, R OBP: 0.408, SLG: 0.503 (1, 9)	0-3 K		0-0 5-3		0-0 CS 1B		0-0 HR			4	1	2	1	0	1	0
Ron Hunt, R OBP: 0.375, SLG: 0.379 (1, 4)	0-0 F8		0-0 5-3		0-3 K		0-0 F3			4	0	0	0	0	1	2
Willie Mays, R OBP: 0.401, SLG: 0.587 (1, 8) Frank Johnson, R OBP: 0.263, SLG: 0.389 (9, 7)	0-0 F2			0-3 K		0-0 3-1		0-0 HR		4	1	1	1	0	1	0
Willie McCovey, L OBP: 0.437, SLG: 0.622 (1, 3)		4-0 2B BB		0-0 HR		0-0 HR		0-0 6-3		3	2	2	2	1	0	0
Ken Henderson, S OBP: 0.458, SLG: 0.533 (1, 7) (9, 8)		0-0 2B		4-0 1B SF7 BB		0-0 F8		0-0 1B S 1B		3	2	2	0	1	0	0
Dick Dietz, R OBP: 0.449, SLG: 0.639 (1, 2)		0-0 F4		0-0 BLK 1B		4-0 BB		0-0 5-3 1B		3	0	2	1	1	0	2
Tito Fuentes, S OBP: 0.292, SLG: 0.375 (1, 5)		4-0 G6-4-3 IBB		0-0 SF7		0-3 K		0-0 5-3		2	0	0	1	1	1	2
Hal Lanier, R OBP: 0.272, SLG: 0.321 (1, 6)		0-0 G6-4-3		0-0 F3			0-0 F7	0-0 F9		4	0	0	0	0	0	5
Gaylord Perry, R OBP: 0.111, SLG: 0.139 (1, 1)			0-3 K		0-0 1B K WP 1B		0-0 1-3			3	0	1	0	0	1	0

Inning Stats	R: 0	H: 0	E: 0	K: 1	S: 5	LOB: 0	BB: 0	P: 5	R: 0	H: 1	E: 0	K: 0	S: 3	LOB: 2	BB: 2	P: 11	R: 0	H: 0	E: 0	K: 1	S: 5	LOB: 0	BB: 0	P: 5	R: 2	H: 2	E: 0	K: 1	S: 7	LOB: 1	BB: 1	P: 11	R: 0	H: 2	E: 0	K: 1	S: 5	LOB: 1	BB: 0	P: 5	R: 1	H: 1	E: 0	K: 1	S: 6	LOB: 1	BB: 1	P: 10	R: 1	H: 1	E: 0	K: 0	S: 4	LOB: 0	BB: 0	P: 4	R: 2	H: 3	E: 0	K: 0	S: 6	LOB: 1	BB: 0	P: 6
1B: 5	SF: 1	2B: 2	SAC: 0	3B: 0	DP: 2	HR: 4	HBP: 0	WP: 1	PA: 35																																																							


PITCHER	IP	WLS	BF	H	R	ER	SO	BB	IBB	HBP	BLK	WP	HR	S	P	ERA	WHIP
Ron Herbel, R ERA: 3.57 (1, 1)	7.0	L	29	7	4	4	5	3	1	0	1	1	3	35	51	5.14	1.429
Gary Ross, R ERA: 5.97 (8, 1)	1.0		6	3	2	2	0	0	0	0	0	0	1	6	6	18.00	3.000

BOTTOM

San Diego Padres @ San Francisco Giants
Candlestick Park, San Francisco, CA

Sun May 24 1970, 6:33 AM EDT
Unknown

AB	30
R	6
H	10
RBI	6
BB	4
SO	5
LOB	11



Batter	1	2	3	4	5	6	7	8	9	AB R H RBI BB SO LOB	TOP									
Dave Campbell, R (1, 4) OBP: 0.296, SLG: 0.344 Ray Webster, L (9, PH) OBP: 0.265, SLG: 0.205	0-3 K		0-0 F6		0-0 E5		0-0 HR		0-0 G6-3	4 1 1 0 0 1 1 1 0 0 0 0 0 1	San Diego Padres @ San Francisco Giants Candlestick Park, San Francisco, CA Sun May 24 1970, 6:38 AM EDT Att: 11,803 - Unknown San Diego Padres									
Steve Huntz, S (1, 6) OBP: 0.290, SLG: 0.405	0-0 F7		0-0 F3		0-0 6-3		0-0 HR			4 1 1 2 0 0 2										
Cito Gaston, R (1, 8) OBP: 0.367, SLG: 0.491	0-0 6-3			4-0 1B 2B BB	0-0 6-3		0-3 K			3 1 0 0 1 1 1										
Nate Colbert, R (1, 3) OBP: 0.315, SLG: 0.543		0-0 6-3		0-0 2B 1B	0-0 6-3		0-0 1B			4 1 2 0 0 0 0										
Ollie Brown, R (1, 9) OBP: 0.333, SLG: 0.455		0-0 FC5 1B		0-0 1B 2B	0-0 F6		0-3 K			4 1 2 2 0 1 1										
Ivan Murrell, R (1, 7) OBP: 0.301, SLG: 0.517		0-3 K		0-0 FC6-4 1B	0-0 F5		0-3 K			4 0 1 1 0 2 2										
Ed Spiezio, R (1, 5) OBP: 0.404, SLG: 0.419 Van Kelly, L (8, PH) OBP: 0.273, SLG: 0.237 (8, 5)		0-0 FC5		0-0 F9		0-0 HR	0-0 4-3			3 1 1 1 0 0 2 1 0 0 0 0 0 1										
Chris Cannizzaro, R (1, 2) OBP: 0.353, SLG: 0.410			0-0 SH3-1 2B	0-0 F3		0-0 4-3		0-0 F7		4 0 1 0 0 0 1										
Pat Dobson, R (1, 1) OBP: 0.190, SLG: 0.150 Al Ferrara, R (9, PH) OBP: 0.366, SLG: 0.442 Jose Arcia, R (9, PR) OBP: 0.205, SLG: 0.088		0-0 SH3-1	0-0 FC6-4		0-0 4-3		1-0 G6-3 HBP			2 0 0 0 0 0 1 0 0 0 0 0 0 0 0 0 0 0 0 0 0										
Inning Stats	R: 0 E: 0 K: 1 S: 5	H: 0 LOB: 0 BB: 0 P: 5	R: 0 E: 0 K: 1 S: 6	H: 1 LOB: 1 BB: 0 P: 6	R: 0 E: 0 K: 0 S: 4	H: 1 LOB: 1 BB: 0 P: 4	R: 3 E: 0 K: 0 S: 6	H: 3 LOB: 1 BB: 1 P: 10	R: 0 E: 1 K: 0 S: 3	H: 0 LOB: 0 BB: 0 P: 3		R: 3 E: 0 K: 1 S: 8	H: 3 LOB: 0 BB: 0 P: 8	R: 0 E: 0 K: 2 S: 8	H: 1 LOB: 1 BB: 0 P: 8	R: 0 E: 0 K: 0 S: 2	H: 0 LOB: 1 BB: 0 P: 3	1B: 4 2B: 3 3B: 0 HR: 2	SF: 0 SAC: 1 DP: 1 HBP: 1	WP: 0 PB: 0 SB: 2 CS: 0
PITCHER	IP WLS BF H R ER SO BB IBB HBP BLK WP HR S P ERA WHIP																			
Mike McCormick, L (1, 1) ERA: 4.83 Jerry Johnson, R (6, 1) ERA: 3.86 Frank Reberger, R (7, 1) ERA: 6.49	5.0 W 21 5 3 3 2 1 0 0 0 0 0 0 24 28 5.40 1.200																			

livebaseballscorecards.com

AB	34
R	6
H	9
RBI	6
BB	1
SO	5
LOB	13



Batter	1	2	3	4	5	6	7	8	9	AB	R	H	RBI	BB	SO	LOB	TOP										
Von Joshua, L OBP: 0.333, SLG: 0.364 (1, 7) (7, 8)	0-0 1-3	0-0 F7		0-0 1-3		0-0 6-3 1B	0-0 SF8	0-3 K		5	1	1	1	0	1	3											
Maury Wills, S OBP: 0.346, SLG: 0.325 Manny Mota, R OBP: 0.394, SLG: 0.460 (1, 6) (8, 5)	0-0 F9-3 1B		0-0 F7	0-3 K		0-0 6-3	0-0 3-H SF9 3B	0-0 F2		6	1	2	2	0	1	2											
Willie Davis, L OBP: 0.289, SLG: 0.361 Len Gabrielson, L (1, 8) (7, 7)	0-0 F9-3 1-2		0-0 F9		0-0 S 2B	0-0 FC5 BB 1B	0-0 SF9		0-3 K	4	1	2	2	0	0	1											
Wes Parker, S OBP: 0.353, SLG: 0.447 (1, 3)		0-0 F8	0-0 F6		0-0 F4 1-2	4-0 E BB	0-0 F8		4-0 BB	4	1	0	0	2	0	1											
Billy Grabarkewitz, R OBP: 0.510, SLG: 0.576 (1, 5) (8, 6)		0-0 1B 3B		0-0 3B 1B	0-0 E 2B 2B	0-0 FC5 1B		1-0 1B HBP	0-0 F8	5	5	3	1	0	0	2											
Willie Crawford, L OBP: 0.384, SLG: 0.432 (1, 9)		4-0 1B 1B BB		0-0 SF8 3B	0-0 E3 2B	0-0 1B		1-0 1B HBP	0-0 4-3	4	4	2	2	1	0	2											
Jim Lefebvre, S OBP: 0.326, SLG: 0.310 (1, 4)		0-0 1B 1B		0-0 SF8	0-0 2B	0-0 F7		0-0 F9		4	0	2	4	0	0	3											
Tom Haller, L OBP: 0.372, SLG: 0.464 (1, 2)		0-0 1B		0-0 HR 1B			0-0 1B SF8 2B	0-0 1B 1B		5	3	4	2	0	1	0											
Claude Osteen, L OBP: 0.313, SLG: 0.467 (1, 1)		0-3 K		0-0 HR		0-0 1B 6-3 2B	0-0 3B 1B	0-0 1B		5	3	4	4	0	1	2											
Inning Stats	R: 0 E: 0 K: 0 S: 3	H: 1 LOB: 0 BB: 0 P: 3	R: 2 E: 0 K: 1 S: 8	H: 3 LOB: 2 BB: 1 P: 12	R: 0 E: 0 K: 0 S: 3	H: 0 LOB: 0 BB: 0 P: 3	R: 4 E: 0 K: 1 S: 9	H: 4 LOB: 0 BB: 0 P: 9	R: 3 E: 1 K: 1 S: 8	H: 3 LOB: 0 BB: 0 P: 8	R: 4 E: 1 K: 0 S: 7	H: 4 LOB: 1 BB: 1 P: 11	R: 3 E: 0 K: 0 S: 6	H: 3 LOB: 0 BB: 0 P: 6	R: 3 E: 0 K: 1 S: 7	H: 2 LOB: 1 BB: 0 P: 9	R: 0 E: 0 K: 1 S: 5	H: 0 LOB: 1 BB: 1 P: 9	1B: 12 2B: 5 3B: 3 HR: 1	SF: 3 SAC: 0 DP: 1 HBP: 2	WP: 0 PB: 0 SB: 1 CS: 0	PA: 51					
PITCHER	IP	WLS	BF	H	R	ER	SO	BB	IBB	HBP	BLK	WP	HR	S	P	ERA	WHIP										
Rich Robertson, R ERA: 4.26 (1, 1)	3.1	L	18	8	6	6	1	1	0	0	0	0	1	19	23	16.20	2.700										
Ron Bryant, L ERA: 5.77 (4, 1)	1.2		8	3	3	2	2	0	0	0	0	0	0	12	12	10.80	1.800										
Migel Puente, R ERA: 8.2 (6, 1)	0.0		0	0	0	0	0	0	0	0	0	0	0	0	0	∞	∞										
Bill Faul, R ERA: 10.5 (6, 1)	0.2		6	3	4	3	0	1	0	0	0	0	0	5	9	40.50	6.000										
Mike McCormick, L ERA: 5.49 (6, 1)	3.1		19	6	6	6	2	1	0	2	0	0	0	20	26	16.20	2.100										

Los Angeles Dodgers @ San Francisco Giants
Candlestick Park, San Francisco, CA
Tue May 26 1970, 10:05 PM EDT
Att. 7,428 - Unknown

AB	43
R	19
H	20
RBI	18
BB	3
SO	5
LOB	16



WP: 0	PA: 51
-------	--------

Batter	1	2	3	4	5	6	7	8	9	AB	R	H	RBI	BB	SO	LOB
Bobby Bonds, R OBP: 0.398, SLG: 0.487 (1, 9)	0-3 K2-3		0-0 F9						0-3 K	5	0	2	1	0	2	2
Ron Hunt, R OBP: 0.384, SLG: 0.380 Bob Heise, R OBP: 0.321, SLG: 0.286 (1, 4) (7, 5)	1-0 HBP		0-0 F7						0-0 K	2	0	0	0	0	0	3
Willie McCovey, L OBP: 0.429, SLG: 0.601 Frank Johnson, R OBP: 0.273, SLG: 0.381 (1, 3) (5, 3)	0-0 F5								0-0 K	2	0	0	0	0	0	1
Willie Mays, R OBP: 0.384, SLG: 0.561 Bob Taylor, L OBP: 0.353, SLG: 0.154 (1, 8) (7, 7)	0-0 F9								0-0 K	3	0	0	0	0	0	1
Ken Henderson, S OBP: 0.457, SLG: 0.534 (1, 7) (7, 8)									0-3 K	5	0	3	0	0	1	4
Dick Dietz, R OBP: 0.444, SLG: 0.625 (1, 2)									0-3 K	3	0	0	0	1	0	2
Tito Fuentes, S OBP: 0.298, SLG: 0.375 (1, 5) (7, 4)									0-3 K	4	1	1	0	0	0	3
Hal Lanier, R OBP: 0.262, SLG: 0.308 (1, 6)									0-3 K	4	0	0	0	0	0	3
Rich Robertson, R OBP: 0.038, SLG: 0.077 Ron Bryant, S OBP: 0.143, SLG: 0.143 Al Gallagher, R OBP: 0.365, SLG: 0.409 Migel Puente, R Bill Faul, R Mike McCormick, L OBP: 0.111, SLG: 0.118 Jim Davenport, R OBP: 0.351, SLG: 0.267 (1, 1) (4, 1) (5, PH) (6, 1) (6, 1) (6, 1) (9, PH)									0-0 K	1	0	0	0	0	0	1

Inning Stats	R: 0	H: 0	E: 0	K: 1	S: 5	LOB: 1	BB: 0	P: 6	R: 0	H: 1	E: 0	K: 0	S: 3	LOB: 0	BB: 0	P: 3	R: 0	H: 1	E: 0	K: 0	S: 4	LOB: 1	BB: 0	P: 4	R: 0	H: 1	E: 0	K: 0	S: 4	LOB: 2	BB: 1	P: 8	R: 1	H: 3	E: 0	K: 0	S: 6	LOB: 2	BB: 0	P: 6	R: 0	H: 1	E: 0	K: 0	S: 4	LOB: 0	BB: 0	P: 3	R: 1	H: 3	E: 0	K: 2	S: 10	LOB: 2	BB: 0	P: 10	1B: 10	SF: 0	2B: 2	SAC: 0	3B: 0	DP: 1	HR: 0	HBP: 1	WP: 0	PA: 41
PITCHER Claude Osteen, L ERA: 2.37 (1, 1)	IP	WLS	BF	H	R	ER	SO	BB	IBB	HBP	BLK	WP	HR	S	P	ERA	WHIP																																																	
	9.0	W	41	12	3	3	3	1	0	1	0	0	0	45	50	3.00	1.444																																																	

BOTTOM

Los Angeles Dodgers @ San Francisco Giants
Candlestick Park, San Francisco, CA
Tue May 26 1970, 10:05 PM EDT
Att. 7,428 - Unknown

livebaseballscorecards.com

AB	39
R	3
H	12
RBI	3
BB	1
SO	3
LOB	28



Batter	1	2	3	4	5	6	7	8	9	AB R H RBI BB SO LOB	TOP											
Von Joshua, L (1, 7) OBP: 0.302, SLG: 0.327	0-3 K		0-3 K			0-0 6-3		0-3 K	0-0 E3 1B	5 0 0 0 0 3 4	<p>Los Angeles Dodgers @ San Francisco Giants</p> <p>Candlestick Park, San Francisco, CA</p> <p>Wed May 27 1970, 10:05 PM EDT</p> <p>Att. 7,641 - Unknown</p> <p>livebaseballscorecards.com</p>											
Maury Wills, S (1, 6) OBP: 0.337, SLG: 0.316	0-0 1-3		0-0 6-3			0-0 4-3		0-0 4-3	0-0 F7	5 0 0 0 0 0 5												
Willie Davis, L (1, 8) OBP: 0.297, SLG: 0.374	0-0 FC6 1B			0-0 5-3		0-0 4-3		0-0 1B 2B	0-0 1B	5 1 3 2 0 0 0												
Wes Parker, S (1, 3) OBP: 0.359, SLG: 0.448	0-0 FC6 1-2f			0-0 CS 1B			4-0 FC4-6 BB	0-0 1B 2-H	0-3 K	4 0 2 1 1 1 4												
Billy Grabarkewitz, R (1, 5) OBP: 0.503, SLG: 0.566		0-0 5-3		0-3 K 1-2		0-0 FC4-6 BB 1-2f		0-0 1B 1-3		4 0 1 0 0 1 2												
Willie Crawford, L (1, 9) OBP: 0.380, SLG: 0.421		0-0 4-3			0-0 G3		4-0 1-2 BB	0-0 F8		3 0 0 0 1 0 2												
Jim Lefebvre, S (1, 4) OBP: 0.320, SLG: 0.304		0-0 G3			0-0 4-3		0-3 K		0-0 1B 1B	4 1 1 0 0 1 2												
Tom Haller, L (1, 2) OBP: 0.378, SLG: 0.458			4-0 BB		0-0 E4		0-0 6-3		0-0 1B E 1B	3 0 1 0 1 0 2												
Sandy Vance, R (1, 1) OBP: 0.167, SLG: 0.118			0-0 F9		0-0 F8		4-0 2B BB	0-0 F7		1 0 0 0 0 0 1												
Jose Pena, R (4, 1)										0 0 0 0 0 0 0												
Andy Kosco, R (5, PH) OBP: 0.222, SLG: 0.400										1 0 0 0 0 0 1												
Ray Lamb, R (5, 1)										0 0 0 0 0 0 0												
Len Gabrielson, L (8, PH)										0 1 0 0 1 0 0												
Pete Mikkelsen, R (8, 1)										0 0 0 0 0 0 0												
Bill Sudakis, S (9, PH) OBP: 0.333, SLG: 0.382										1 0 0 0 0 0 2												
Inning Stats	R: 0 E: 0 K: 1 S: 6	H: 1 LOB: 1 BB: 0 P: 6	R: 0 E: 0 K: 0 S: 3	H: 0 LOB: 0 BB: 0 P: 3	R: 0 E: 0 K: 1 S: 5	H: 0 LOB: 1 BB: 1 P: 9	R: 0 E: 0 K: 1 S: 5	H: 1 LOB: 1 BB: 0 P: 5	R: 0 E: 1 K: 0 S: 4	H: 0 LOB: 1 BB: 0 P: 4	R: 0 E: 0 K: 0 S: 3	H: 0 LOB: 0 BB: 0 P: 3	R: 0 E: 0 K: 1 S: 5	H: 0 LOB: 2 BB: 2 P: 13	R: 2 E: 0 K: 1 S: 8	H: 3 LOB: 2 BB: 1 P: 12	R: 1 E: 1 K: 1 S: 9	H: 3 LOB: 3 BB: 0 P: 9	1B: 7 2B: 2 3B: 0 HR: 0	SF: 0 SAC: 0 DP: 1 HBP: 0	WP: 0 PB: 0 SB: 0 CS: 1	PA: 40
PITCHER Juan Marichal, R (1, 1) ERA: 5.93	IP: 9.0 WLS: W BF: 40 H: 8 R: 3 ER: 2 SO: 6 BB: 4 IBB: 0 HBP: 0 BLK: 0 WP: 0 HR: 0 S: 48 P: 64 ERA: 2.00 WHIP: 1.333											PITCHER	IP: 9.0 WLS: W BF: 40 H: 8 R: 3 ER: 2 SO: 6 BB: 4 IBB: 0 HBP: 0 BLK: 0 WP: 0 HR: 0 S: 48 P: 64 ERA: 2.00 WHIP: 1.333									



Batter	1	2	3	4	5	6	7	8	9
Bobby Bonds, R OBP: 0.396, SLG: 0.484 (1, 9) Bob Taylor, L OBP: 0.395, SLG: 0.333 (2, 7)	0-3 K		0-0 1B	0-0 2-H HR		0-0 4-3		0-0 2B 1B	
Ron Hunt, R OBP: 0.384, SLG: 0.383 (1, 4)	0-0 F3		0-0 F7	0-0 5-3		4-0 BLK E BB		0-0 1-H 2B	
Willie Mays, R OBP: 0.390, SLG: 0.584 (1, 8)	0-0 HR		0-0 1-2 1B		0-0 F9	0-0 1-H E7 1B		0-3 K	
Ken Henderson, S OBP: 0.451, SLG: 0.525 (1, 7) (2, 9)	0-0 F2		0-0 F7		0-0 1B HR 1B	0-0 F8		0-0 6-3	
Dick Dietz, R OBP: 0.446, SLG: 0.621 (1, 2)		0-0 WP SF9 G3 1B		0-0 E6 E 1B 2B	0-0 1-3 HR 1B		0-0 F9		
Frank Johnson, R OBP: 0.346, SLG: 0.542 (1, 3)		0-0 G3 1-2		0-0 E1 1-3 2B 1B	0-0 1-H 3-H HR		1-0 G3 HBP		
Tito Fuentes, S OBP: 0.304, SLG: 0.386 (1, 5)		0-0 SF9 2-H		0-0 HR 2B	0-0 2-H 3-H BB	4-0 G4-6-3 BB		0-0 G3 1-2	
Hal Lanier, R OBP: 0.254, SLG: 0.298 (1, 6)		0-0 F7		0-0 4-3	0-0 G4-6-3 1-2f	0-0 G4-6-3		0-0 F8	
Juan Marichal, R (1, 1)			0-3 K	0-0 1-3		0-0 F7		0-3 K	

AB	R	H	RBI	BB	SO	LOB
1	0	0	0	0	1	0
4	2	3	2	0	0	0
4	1	1	1	1	0	1
5	1	3	2	0	1	1
5	1	1	0	0	0	4
4	3	2	0	0	0	0
3	2	2	3	0	0	1
2	1	1	3	1	0	1
4	0	0	0	0	0	3
4	0	0	0	0	2	1

BOTTOM

Los Angeles Dodgers @ San Francisco Giants
Candlestick Park, San Francisco, CA
Wed May 27 1970, 10:05 PM EDT
Att. 7,641 - Unknown

livebaseballscorecards.com

AB	36
R	11
H	13
RBI	11
BB	2
SO	4
LOB	12



Inning Stats	R: 1	H: 1	E: 0	K: 1	S: 6	LOB: 0	BB: 0	P: 6									
Sandy Vance, R ERA: 2.45 (1, 1)	IP: 3.0	WLS: 0	BF: 16	H: 6	R: 5	ER: 4	SO: 2	BB: 0	IBB: 0	HBP: 0	BLK: 0	WP: 1	HR: 1	S: 20	P: 20	ERA: 12.00	WHIP: 2.000
Jose Pena, R ERA: 1.46 (4, 1)	IP: 1.0	WLS: 0	BF: 4	H: 1	R: 1	ER: 0	SO: 0	BB: 0	IBB: 0	HBP: 0	BLK: 0	WP: 0	HR: 1	S: 4	P: 4	ERA: 0.00	WHIP: 1.000
Ray Lamb, R ERA: 4.41 (5, 1)	IP: 3.0	WLS: 0	BF: 15	H: 4	R: 4	ER: 4	SO: 0	BB: 2	IBB: 0	HBP: 1	BLK: 1	WP: 0	HR: 1	S: 12	P: 21	ERA: 12.00	WHIP: 2.000
Pete Mikkelsen, R ERA: 9.0 (8, 1)	IP: 1.0	WLS: 0	BF: 5	H: 2	R: 1	ER: 1	SO: 2	BB: 0	IBB: 0	HBP: 0	BLK: 0	WP: 0	HR: 0	S: 9	P: 9	ERA: 9.00	WHIP: 2.000

1B	2B	3B	HR	SF	SAC	DP	HBP	WP	HR	S	P	ERA	WHIP
8	2	0	3	1	0	1	1	1	1	2	40		

Batter	1	2	3	4	5	6	7	8	9	AB R H RBI BB SO LOB	TOP																													
Von Joshua, L (1, 7) OBP: 0.281, SLG: 0.302	0-0 5-3		0-0 4-3		0-0 6-3			0-3 K		4 0 0 1 0 1 1																														
Maury Wills, S (1, 6) OBP: 0.335, SLG: 0.315	0-0 F8		0-0 1B		0-0 4-3			0-0 6-3		4 0 1 1 0 0 0																														
Willie Davis, L (1, 8) OBP: 0.302, SLG: 0.376	0-0 1-3		0-0 1B					0-0 1B		4 0 2 0 0 0 0																														
Wes Parker, S (1, 3) OBP: 0.362, SLG: 0.446		0-3 K	4-0 1B		0-0 1B			0-0 4-3		3 0 1 0 1 1 1																														
Billy Grabarkewitz, R (1, 5) OBP: 0.490, SLG: 0.548		0-3 K	0-3 K					0-3 K		4 0 0 0 0 3 4																														
Willie Crawford, L (1, 9) OBP: 0.377, SLG: 0.424		0-3 K		0-0 1-3				0-0 1B		4 1 1 0 0 1 1																														
Jim Lefebvre, S (1, 4) OBP: 0.333, SLG: 0.320			0-0 1B	0-0 6-3				0-0 1B		4 1 2 1 0 0 0																														
Tom Haller, L (1, 2) OBP: 0.372, SLG: 0.447			0-0 1B	0-0 3-1				0-0 1B		4 1 1 0 0 1 1																														
Don Sutton, R (1, 1) OBP: 0.300, SLG: 0.310			0-0 SH5-4		0-3 K			0-0 F8		1 0 0 0 0 1 0																														
Len Gabrielson, L (7, PH)										1 0 0 0 0 0 0																														
Joe Moeller, R (7, 1) OBP: 0.333, SLG: 0.200										0 0 0 0 0 0 0																														
Bill Sudakis, S (9, PH) OBP: 0.329, SLG: 0.377										1 0 0 0 0 0 1																														
Jim Brewer, L (9, 1)										0 0 0 0 0 0 0																														
Inning Stats	R: 0 E: 0 K: 0 S: 3	H: 0 LOB: 0 BB: 0 P: 3	R: 0 E: 0 K: 3 S: 9	H: 0 LOB: 0 BB: 0 P: 9	R: 2 E: 0 K: 1 S: 9	H: 4 LOB: 3 BB: 1 P: 13	R: 0 E: 0 K: 0 S: 3	H: 0 LOB: 0 BB: 0 P: 3	R: 0 E: 0 K: 1 S: 5	H: 0 LOB: 0 BB: 0 P: 5	R: 0 E: 0 K: 1 S: 4	H: 1 LOB: 1 BB: 0 P: 4	R: 0 E: 0 K: 1 S: 5	H: 0 LOB: 0 BB: 0 P: 5	R: 0 E: 0 K: 1 S: 6	H: 1 LOB: 1 BB: 0 P: 6	R: 1 E: 0 K: 1 S: 7	H: 2 LOB: 1 BB: 0 P: 7	1B: 7 2B: 1 3B: 0 HR: 0	SF: 0 SAC: 1 DP: 0 HBP: 0	WP: 0 PB: 0 SB: 1 CS: 0	PA: 36																		
PITCHER Gaylord Perry, R (1, 1) ERA: 4.36	IP 9.0	WLS W	BF 36	H 8	R 3	ER 3	SO 8	BB 1	IBB 0	HBP 0	BLK 0	WP 0	HR 0	S 51	P 55	ERA 3.00	WHIP 1.000						PITCHER	IP 9.0	WLS W	BF 36	H 8	R 3	ER 3	SO 8	BB 1	IBB 0	HBP 0	BLK 0	WP 0	HR 0	S 51	P 55	ERA 3.00	WHIP 1.000

Los Angeles Dodgers @ San Francisco Giants
 Candlestick Park, San Francisco, CA
 Thu May 28 1970, 6:33 AM EDT
 Att. 7,876 - Unknown

livebaseballscorecards.com

AB	34
R	3
H	8
RBI	3
BB	1
SO	8
LOB	9



Batter	1	2	3	4	5	6	7	8	9
Bobby Bonds, R OBP: 0.394, SLG: 0.495 (1, 9) X	0-0 6-3 ①		0-0 4-3 ②			0-0 HR	0-3 K ③		
Ron Hunt, R OBP: 0.387, SLG: 0.386 (1, 4) X	0-0 BB 1B		0-0 F9 ③			0-0 HR 1B		0-0 6-3 ①	
Willie Mays, R OBP: 0.381, SLG: 0.567 (1, 8) S S	0-3 K ②			0-0 6-3 ①		0-0 F8 ②		0-0 F3 ②	
Ken Henderson, S OBP: 0.452, SLG: 0.538 (1, 7) B B B	4-0 1-2 BB			0-0 G3 ②		0-0 HR 1-H		0-0 F2 ③	
Dick Dietz, R OBP: 0.441, SLG: 0.632 (1, 2) X	0-0 F5 ③			0-0 6-3 ③		0-0 F8 ③		0-0 HR	
Frank Johnson, R OBP: 0.379, SLG: 0.538 (1, 3) B B B		4-0 BB G6-3 BB			0-0 F3 ①		0-0 1B 1B		
Tito Fuentes, S OBP: 0.297, SLG: 0.376 (1, 5) X		0-0 G6-3 ① ② 1-2f			0-0 F7 ②		0-0 F8 ①		
Hal Lanier, R OBP: 0.248, SLG: 0.290 (1, 6) X		0-0 F3 ③			0-0 F8 ③		0-3 K ②		
Gaylord Perry, R OBP: 0.128, SLG: 0.154 (1, 1) S S			0-3 K ①			0-3 K ①	0-0 1-2 1B		

Inning Stats	R: 0	H: 1	E: 0	K: 1	S: 6	LOB: 2	BB: 1	P: 10	R: 0	H: 0	E: 0	K: 0	S: 2	LOB: 0	BB: 1	P: 6	R: 0	H: 0	E: 0	K: 1	S: 5	LOB: 0	BB: 0	P: 5	R: 0	H: 0	E: 0	K: 0	S: 3	LOB: 0	BB: 0	P: 3	R: 3	H: 3	E: 0	K: 1	S: 8	LOB: 0	BB: 0	P: 8	R: 0	H: 2	E: 0	K: 2	S: 9	LOB: 2	BB: 0	P: 9	R: 0	H: 0	E: 0	K: 0	S: 3	LOB: 0	BB: 0	P: 3	R: 1	H: 1	E: 0	K: 0	S: 1	LOB: 0	BB: 0	P: 1	1B: 4	2B: 0	3B: 0	HR: 3	SF: 0	SAC: 0	DP: 1	HBP: 0	WP: 0	PB: 0	SB: 0	CS: 0	PA: 32
--------------	------	------	------	------	------	--------	-------	-------	------	------	------	------	------	--------	-------	------	------	------	------	------	------	--------	-------	------	------	------	------	------	------	--------	-------	------	------	------	------	------	------	--------	-------	------	------	------	------	------	------	--------	-------	------	------	------	------	------	------	--------	-------	------	------	------	------	------	------	--------	-------	------	-------	-------	-------	-------	-------	--------	-------	--------	-------	-------	-------	-------	--------

PITCHER	IP	WLS	BF	H	R	ER	SO	BB	IBB	HBP	BLK	WP	HR	S	P	ERA	WHIP
Don Sutton, R ERA: 3.41 (1, 1)	6.0		23	4	3	3	3	2	0	0	0	0	2	27	35	4.50	1.000
Joe Moeller, R ERA: (7, 1)	2.0		8	2	0	0	2	0	0	0	0	0	0	12	12	0.00	1.000
Jim Brewer, L ERA: 2.75 (9, 1)	0.0	L	1	1	1	1	0	0	0	0	0	0	1	1	1	∞	∞

BOTTOM

Los Angeles Dodgers @ San Francisco Giants
Candlestick Park, San Francisco, CA

Thu May 28 1970, 6:33 AM EDT
Att. 7,876 - Unknown

livebaseballscorecards.com

AB	30
R	4
H	7
RBI	4
BB	2
SO	5
LOB	9



Batter	1	2	3	4	5	6	7	8	9	AB R H RBI BB SO LOB	TOP									
Bobby Bonds, R (1, 9) OBP: 0.394, SLG: 0.497	0-0 F9		0-0 4-3 2B		0-3 K		0-0 E8 4-3 1B		0-3 K 1-2 2-3	5 0 2 0 0 2 2										
Ron Hunt, R (1, 4) OBP: 0.376, SLG: 0.373	0-0 F8		0-0 4-3		0-3 K		0-0 4-3		0-0 4-3	5 0 0 1 0 1 4										
Willie Mays, R (1, 8) OBP: 0.372, SLG: 0.552	0-3 K		0-0 L5		0-3 K		0-3 K			4 0 0 0 0 3 2										
Ken Henderson, S (1, 7) OBP: 0.453, SLG: 0.538		0-0 E 1B	0-3 K		0-0 1B 1B		0-0 5-3			4 1 2 0 0 1 1										
Dick Dietz, R (1, 2) OBP: 0.443, SLG: 0.635		0-0 E4 1B 2B		0-0 6-3		0-0 1B 1B		0-3 K		4 1 2 1 0 1 0										
Frank Johnson, R (1, 3) OBP: 0.364, SLG: 0.500		0-0 4-3 1B		0-0 5-3		0-3 K		0-0 F6		4 0 1 1 0 1 2										
Tito Fuentes, S (1, 5) OBP: 0.298, SLG: 0.375		0-3 K		0-0 1B		0-0 F6			0-0 4-3	3 0 1 0 0 1 3										
Jerry Johnson, R (6, 1)										0 0 0 0 0 0 0										
Al Gallagher, R (9, PH) OBP: 0.362, SLG: 0.404										1 0 0 0 0 0 0										
Hal Lanier, R (1, 6) OBP: 0.244, SLG: 0.286		0-0 4-3		0-0 F7		0-3 K			0-0 E1 WP 1B	2 0 0 0 0 0 2										
Bob Heise, R (7, PH) OBP: 0.309, SLG: 0.275		1-2								2 0 0 0 0 1 0										
Rich Robertson, R (1, 1) OBP: 0.036, SLG: 0.071		0-3 K		0-3 K		4-0 E 1B 4-3 BB			0-0 WP 1B	2 0 0 0 0 2 1										
Jim Davenport, R (6, 5) OBP: 0.385, SLG: 0.290									1-2	1 1 1 0 1 0 0										
Inning Stats	R: 0 E: 0 K: 1 S: 5	H: 0 LOB: 0 BB: 0 P: 5	R: 2 E: 1 K: 2 S: 10	H: 3 LOB: 1 BB: 0 P: 10	R: 0 E: 0 K: 1 S: 6	H: 1 LOB: 1 BB: 0 P: 6	R: 0 E: 0 K: 0 S: 4	H: 1 LOB: 1 BB: 0 P: 4	R: 0 E: 0 K: 3 S: 9	H: 0 LOB: 0 BB: 0 P: 9	R: 1 E: 1 K: 2 S: 8	H: 1 LOB: 1 BB: 1 P: 12	R: 0 E: 0 K: 1 S: 5	H: 0 LOB: 0 BB: 0 P: 5	R: 0 E: 1 K: 1 S: 7	H: 1 LOB: 2 BB: 0 P: 7	1B: 7 2B: 2 3B: 0 HR: 0	SF: 0 SAC: 0 DP: 0 HBP: 0	WP: 1 PB: 0 SB: 0 CS: 0	PA: 38
PITCHER	IP WLS BF H R ER SO BB IBB HBP BLK WP HR S P ERA WHIP																			
Bob Veale, L (1, 1) ERA: 2.91	8.1 W 36 9 3 2 12 1 0 0 0 0 0 0 59 63 2.16 1.200																			
Dave Giusti, R (9, 1) ERA: 3.41	0.2 S 2 0 0 0 1 0 0 0 0 0 1 0 4 4 0.00 0.000																			

San Francisco Giants @ Pittsburgh Pirates
 Forbes Field, Pittsburgh, PA
 Fri May 29 1970, 7:05 PM EDT
 Att: 11,497 - Unknown

livebaseballscorecards.com

AB	37
R	3
H	9
RBI	3
BB	1
SO	13
LOB	17



San Francisco Giants @ Pittsburgh Pirates
Forbes Field, Pittsburgh, PA

AB 43
R 11
H 20
RBI 11
BB 11
SO 5
LOB 34



WP: 0 PA: 54
PB: 0
SB: 1
CS: 0

livebaseballscorecards.com

Sat May 30 1970, 3:33 AM EDT
Att. 10,658 - Sunny

BOTTOM

Batter	1	2	3	4	5	6	7	8	9
Matty Alou, L OBP: 0.311, SLG: 0.332	0-0 6-3	0-0 3-1		0-0 1B	0-0 G5-3		4-0 BB BB 1-2 1B BB	0-0 E9 1B 1B	
Gene Alley, R OBP: 0.301, SLG: 0.361	4-0 1B BB	0-0 2B		0-0 F4		0-0 1B BB 1B	4-0 1-2 2-3 1B BB	0-0 1B 1B	
Roberto Clemente, R OBP: 0.369, SLG: 0.543 Johnny Jeter, R OBP: 0.311, SLG: 0.366	0-0 1B BB 1-2 1B	4-0 G5-4-3 1B BB		0-0 1B 1B		0-3 K	4-0 1-2 2-3 3-H 1B BB	0-0 1-2 1B	
Bob Robertson, R OBP: 0.404, SLG: 0.657	0-0 1B BB 1-3 2-H	0-0 G5-4-3		0-0 F8-6-3 1-2 3-H		4-0 1-2 1B BB	0-0 1-3 2-H 3-H 1B	0-0 F5	
Dave Cash, R OBP: 0.250, SLG: 0.250 Willie Stargell, L OBP: 0.567, SLG: 0.469 Dock Ellis, S OBP: 0.120, SLG: 0.043 Luke Walker, L OBP: 0.111, SLG: 0.111 Manny Sanguillen, R OBP: 0.307, SLG: 0.439 Dave Giusti, R OBP: 0.500, SLG: 0.250	0-0 BB BB 1-3 3-H 1B		0-0 5-3	0-0 F8-6-3 1-2		0-0 L9	0-0 1-3 3-H 1B	0-0 F9	
Al Oliver, L OBP: 0.272, SLG: 0.405	0-0 1-2 3-H 1B		4-0 FC1-6 1B BB		0-0 1B 2B	0-0 1-2 2-H 1B	0-0 4-3	0-0 F8	
Jerry May, R OBP: 0.386, SLG: 0.333	0-0 F5		0-0 FC1-6 1B		0-0 G5-3 1B 1B	0-3 K		4-0 FC6-4 1B BB	0-0 F2
Richie Hebner, L OBP: 0.411, SLG: 0.468	4-0 1-2 2-3 BB		0-0 FC1-6 S		0-3 K		4-0 BB BB BB BB	0-0 1-2 FC6-4 1B	4-0 FC5-4 BB
Steve Blass, R OBP: 0.042, SLG: 0.043 Bruce Dal Canton, R OBP: 0.667, SLG: 0.667 Gene Garber, R OBP: 1.000, SLG: 1.000 Jim Neilson, R OBP: 0.246, SLG: 0.231 Freddie Patek, R OBP: 0.323, SLG: 0.317	0-0 F6		0-3 K		0-0 1-2 2-3 1B		0-3 K	0-0 FC6-4 E 1B	0-0 FC5-4

AB	R	H	RBI	BB	SO	LOB
5	3	2	1	1	0	3
4	3	3	2	2	0	1
4	2	3	0	2	1	1
0	0	0	0	0	0	0
5	1	3	4	1	0	4
4	0	1	1	0	0	4
1	0	1	1	0	0	0
0	0	0	0	0	0	0
0	0	0	0	0	0	0
1	0	0	0	0	0	2
0	0	0	0	0	0	0
5	0	3	2	1	0	2
5	1	2	0	1	1	4
3	0	1	0	3	1	4
1	0	0	0	0	0	3
1	0	0	0	0	1	2
0	0	0	0	0	0	0
1	0	1	0	0	0	0
1	0	0	0	0	1	1
2	1	0	0	0	0	3

Inning	1	2	3	4	5	6	7	8	9
R	3	0	0	1	0	0	3	1	0
H	4	1	1	3	2	1	2	4	0
LOB	3	1	2	1	2	2	2	2	1
E	0	0	0	0	0	0	0	0	0
K	0	0	1	0	1	2	0	0	0
S	7	3	6	5	7	9	6	7	3
P	15	7	10	5	7	13	22	11	7

PITCHER	IP	WLS	BF	H	R	ER	SO	BB	IBB	HBP	BLK	WP	HR	S	P	ERA	WHIP
Mike McCormick, L ERA: 5.79	3.1		22	9	4	4	1	3	1	0	0	0	0	20	36	10.80	3.600
Ron Bryant, L ERA: 5.66	0.2	W	1	0	0	0	0	0	0	0	0	0	0	1	1	0.00	0.000
Frank Reberger, R ERA: 6.99	2.2		17	6	4	4	4	5	0	0	0	0	0	20	40	13.50	4.125
Jerry Johnson, R ERA: 5.03	0.2		7	4	3	3	0	1	0	0	0	0	0	6	10	40.50	7.500
Bill Faul, R ERA: 8.22	1.2	S	7	1	0	0	0	1	0	0	0	0	0	6	10	0.00	1.200

Batter	1	2	3	4	5	6	7	8	9	AB R H RBI BB SO LOB	TOP											
Bobby Bonds, R (1, 8) OBP: 0.393, SLG: 0.510	0-3 K	0-3 K			0-0 2B		0-0 F8		0-0 2B	5 0 2 1 0 2 3												
Ron Hunt, R (1, 4) OBP: 0.388, SLG: 0.376	0-0 1B		0-0 F6		0-3 K			0-0 1B	0-0 3-4-1	4 1 2 0 0 1 1 1 0 0 0 0 0 1												
Al Gallagher, R (8, 5) OBP: 0.358, SLG: 0.400																						
Ken Henderson, S (1, 9) OBP: 0.453, SLG: 0.524	4-0 1-2 BB		0-0 F7		0-0 4-3			0-0 1-2 G3		3 0 0 0 1 0 2												
Willie McCovey, L (1, 3) OBP: 0.422, SLG: 0.583	0-0 F3		0-0				0-0 F8		0-0 1B	4 0 2 1 0 0 2 0 0 0 0 0 0 0												
Frank Johnson, R (8, PR) OBP: 0.353, SLG: 0.484																						
Dick Dietz, R (1, 2) OBP: 0.443, SLG: 0.631	0-0 FC5-4 1-2f		0-0 F8				0-0 G4-6-3 1B		0-0 G5-4-3 1-2f	4 0 1 0 0 0 4												
Bob Taylor, L (1, 7) OBP: 0.419, SLG: 0.371		0-0 1B			0-0 F8		0-0 G4-6-3 1-2f		0-0 FC6-4 1B	4 1 2 0 0 0 1												
Tito Fuentes, S (1, 5) OBP: 0.300, SLG: 0.367		0-0 F4			0-0 F8		0-0 4-3		0-0 FC6-4 1-2 1B	4 0 1 0 0 0 1												
Hal Lanier, R (1, 6) OBP: 0.257, SLG: 0.311		0-0 1-3 1B			0-0 6-3		0-0 2B		0-0 FC6-4 1B 1-2f 2-3 2B	4 1 2 0 0 0 2												
Juan Marichal, R (1, 1) OBP: 0.125, SLG: 0.125		0-3 K			0-3 K		0-0 L9		0-0 1-3 3-H 2B	1 0 0 0 0 1 2 1 0 0 0 0 1 0 1 0 0 0 0 0 1 0 0 0 0 0 0 0 1 0 1 1 0 0 0												
Ron Bryant, S (3, 1) OBP: 0.200, SLG: 0.091																						
Don Mason, L (7, PH) OBP: 0.200, SLG: 0.091																						
Bill Faul, R (7, 1) OBP: 0.423, SLG: 0.250																						
Bob Burda, L (9, PH) OBP: 0.423, SLG: 0.250																						
Inning Stats	R: 0 E: 0 K: 1 S: 6	H: 1 LOB: 2 BB: 1 P: 10	R: 0 E: 0 K: 2 S: 9	H: 2 LOB: 2 BB: 0 P: 9	R: 0 E: 0 K: 0 S: 4	H: 1 LOB: 1 BB: 0 P: 4	R: 0 E: 0 K: 0 S: 3	H: 0 LOB: 0 BB: 0 P: 3	R: 0 E: 0 K: 2 S: 8	H: 1 LOB: 1 BB: 0 P: 8	R: 0 E: 0 K: 0 S: 3	H: 1 LOB: 0 BB: 0 P: 3	R: 0 E: 0 K: 0 S: 4	H: 1 LOB: 1 BB: 0 P: 4	R: 1 E: 0 K: 0 S: 4	H: 2 LOB: 1 BB: 0 P: 4	R: 2 E: 0 K: 0 S: 6	H: 4 LOB: 1 BB: 0 P: 6	1B: 10 2B: 3 3B: 0 HR: 0	SF: 0 SAC: 0 DP: 2 HBP: 0	WP: 0 PB: 0 SB: 0 CS: 0	PA: 38
PITCHER	IP WLS BF H R ER SO BB IBB HBP BLK WP HR S P ERA WHIP																					
Bob Moose, R (1, 1) ERA: 4.72	8.1 W 36 12 3 3 5 1 0 0 0 0 0 0 45 49 3.24 1.560																					
Dave Giusti, R (9, 1) ERA: 3.24	0.2 S 2 1 0 0 0 0 0 0 0 0 0 0 2 2 0.00 1.500																					

San Francisco Giants @ Pittsburgh Pirates
Forbes Field, Pittsburgh, PA
 Sun May 31 1970, 3:33 AM EDT
 Att. 9,515 - Unknown

AB	37
R	3
H	13
RBI	3
BB	1
SO	5
LOB	20



Batter	1	2	3	4	5	6	7	8	9
Matty Alou, L OBP: 0.305, SLG: 0.325 (1, 8)	0-0 L8		0-0 FC5-4 1B	0-0 1-3		0-0 4-3			
Richie Hebner, L OBP: 0.407, SLG: 0.486 (1, 5)	0-0 4-3		0-0 F6	0-0 SF7			0-0 HR		
Willie Stargell, L OBP: 0.331, SLG: 0.485 (1, 7)	0-0 F8		0-0 2B 1B	0-3 K			0-0 3B		
Al Oliver, L OBP: 0.272, SLG: 0.408 (1, 9)		0-0 F7	0-0 1B 2B		0-0 1-3		0-0 G3		
Bob Robertson, R OBP: 0.390, SLG: 0.632 (1, 3)		0-0 E6	0-0 E5 1B 1B		0-0 F9		0-3 K		
Manny Sanguillen, R OBP: 0.305, SLG: 0.434 (1, 2)		0-0 F9	0-0 1B 1B		0-0 5-3		0-3 K		
Dave Cash, R OBP: 0.375, SLG: 0.375 (1, 4)		0-0 E1	0-0 1B 1B			0-0 SH1-4 1B		0-3 K	
Gene Alley, R OBP: 0.300, SLG: 0.381 (1, 6)			HR			0-0 L7		0-0 F9	
Bob Moose, R OBP: 0.292, SLG: 0.190 (1, 1)			4-0 FC5-4 BB	0-0 1-3 WP 1B		0-0 SH1-4		0-3 K	
Dave Giusti, R OBP: 0.500, SLG: 0.250 (9, 1)									

AB	R	H	RBI	BB	SO	LOB
4	1	0	0	0	0	3
3	1	1	2	0	0	1
4	1	2	0	0	1	0
4	1	1	2	0	0	1
4	1	0	0	0	1	2
4	0	1	1	0	1	2
4	0	2	1	0	1	1
4	1	1	1	0	0	3
2	1	1	0	1	1	0
0	0	0	0	0	0	0

AB	R	H	RBI	BB	SO	LOB
33	7	9	7	1	5	13

Inning Stats		R: 0	H: 0	E: 0	K: 0	S: 3	R: 0	H: 0	E: 2	K: 0	S: 4	R: 5	H: 5	E: 1	K: 0	S: 9	R: 1	H: 1	E: 0	K: 1	S: 6	R: 0	H: 0	E: 0	K: 0	S: 3	R: 0	H: 1	E: 0	K: 0	S: 4	R: 1	H: 2	E: 0	K: 2	S: 9	R: 0	H: 0	E: 0	K: 2	S: 7
PITCHER		IP	WLS	BF	H	R	ER	SO	BB	IBB	HBP	BLK	WP	HR	S	P	ERA	WHIP	PITCHER		IP	WLS	BF	H	R	ER	SO	BB	IBB	HBP	BLK	WP	HR	S	P	ERA	WHIP				
Juan Marichal, R ERA: 6.17 (1, 1)	2.2	L	16	5	5	3	0	0	1	0	0	0	0	1	15	19	10.12	2.250	PITCHER		IP	WLS	BF	H	R	ER	SO	BB	IBB	HBP	BLK	WP	HR	S	P	ERA	WHIP				
Ron Bryant, L ERA: 5.4 (3, 1)	3.1		12	2	1	1	1	0	0	0	0	0	1	0	14	14	2.70	0.600	PITCHER		IP	WLS	BF	H	R	ER	SO	BB	IBB	HBP	BLK	WP	HR	S	P	ERA	WHIP				
Bill Faul, R ERA: 7.45 (7, 1)	2.0		8	2	1	1	4	0	0	0	0	0	0	1	16	16	4.50	1.000	PITCHER		IP	WLS	BF	H	R	ER	SO	BB	IBB	HBP	BLK	WP	HR	S	P	ERA	WHIP				

WP	PA
1	36

San Francisco Giants @ Pittsburgh Pirates
 Forbes Field, Pittsburgh, PA
 Sun May 31 1970, 3:33 AM EDT
 Att. 9,515 - Unknown

livebaseballscorecards.com



Batter	1	2	3	4	5	6	7	8	9	AB R H RBI BB SO LOB	TOP											
Bobby Bonds, R OBP: 0.390, SLG: 0.505 (1, 9) X	0-0 1B 1B		0-3 K			0-0 6-3		0-0 6-3		4 0 1 0 0 1 1	San Francisco Giants @ St. Louis Cardinals Busch Stadium, St. Louis, MO Tue Jun 02 1970, 7:05 PM CDT Att. 11,111 - Unknown livebaseballscorecards.com											
Ron Hunt, R OBP: 0.385, SLG: 0.373 (1, 4) X	0-0 1-3 1B		0-0 F9			0-0 F7		0-0 6-3		4 0 1 0 0 0 1												
Willie McCovey, L OBP: 0.423, SLG: 0.597 (1, 3) X	0-0 F5				0-3 K	0-0 HR			4-0 BB BB BB BB	3 1 1 1 1 1 2												
Willie Mays, R OBP: 0.374, SLG: 0.545 (1, 8) S S	0-3 K				0-0 4-3	0-0 F8			0-0 F4	4 0 0 0 0 1 3												
Ken Henderson, S OBP: 0.449, SLG: 0.515 (1, 7) X	0-0 5-3				0-3 K				0-0 G6-4-3 1-2f	3 0 0 0 1 1 3												
Dick Dietz, R OBP: 0.441, SLG: 0.623 (1, 2) S S			0-3 K			4-0 BB BB BB BB			0-0 G5-4-3 1-2f	2 0 0 0 1 1 1												
Tito Fuentes, S OBP: 0.294, SLG: 0.359 (1, 5) X			0-0 1-3			0-0 F7			0-0 F8	3 0 0 0 0 0 1												
Hal Lanier, R OBP: 0.259, SLG: 0.319 (1, 6) X			0-0 F9			0-0 G3 1-2			0-0 2B	3 0 1 0 0 0 1												
Gaylord Perry, R OBP: 0.122, SLG: 0.146 (1, 1) X			0-0 1-3			0-0 5-3			0-0 F8	2 0 0 0 0 0 1												
Jerry Johnson, R (7, 1)										0 0 0 0 0 0 0												
Al Gallagher, R OBP: 0.355, SLG: 0.396 (7, 5) X										1 0 0 0 0 0 1												
Inning Stats	R: 0 E: 0 K: 1 S: 7	H: 2 LOB: 2 BB: 0 P: 7	R: 0 E: 0 K: 1 S: 5	H: 0 LOB: 0 BB: 0 P: 5	R: 0 E: 0 K: 1 S: 5	H: 0 LOB: 0 BB: 0 P: 5	R: 0 E: 0 K: 2 S: 7	H: 0 LOB: 0 BB: 0 P: 7	R: 0 E: 0 K: 0 S: 3	H: 0 LOB: 1 BB: 1 P: 7	R: 1 E: 0 K: 0 S: 4	H: 1 LOB: 0 BB: 0 P: 4	R: 0 E: 0 K: 0 S: 2	H: 0 LOB: 0 BB: 1 P: 6	R: 0 E: 0 K: 0 S: 4	H: 1 LOB: 1 BB: 0 P: 4	R: 0 E: 0 K: 0 S: 2	H: 0 LOB: 0 BB: 1 P: 6	1B: 2 2B: 1 3B: 0 HR: 1	SF: 0 SAC: 0 DP: 2 HBP: 0	WP: 0 PB: 0 SB: 0 CS: 0	PA: 32
PITCHER Steve Carlton, L ERA: 3.45 (1, 1)	IP 9.0	WLS W	BF 32	H 4	R 1	ER 1	SO 5	BB 3	IBB 0	HBP 0	BLK 0	WP 0	HR 1	S 39	P 51	ERA 1.00	WHIP 0.778					



Batter	1	2	3	4	5	6	7	8	9
Lou Brock, L OBP: 0.352, SLG: 0.407 (1, 7) X	0-0 6-3	0-0 F9			0-3 K	0-0 1B		4-0 BB HR IBB	
Jose Cardenal, R OBP: 0.337, SLG: 0.396 (1, 8) X	0-0 1B 2B	0-0 5-3			0-0 F7		0-0 E7 1B 2B	4-0 1-2 2-3 3-H HR BB	
Dick Allen, R OBP: 0.384, SLG: 0.680 (1, 3) X	0-0 CS 1B		0-0 F6		0-0 HR		0-3 K	0-0 1-H 2-H 3-H HR	
Joe Torre, R OBP: 0.380, SLG: 0.452 (1, 5) S S S	0-3 K		0-0 G4-6-3 1B		0-0 6-3		0-0 G6-3 1B	0-3 K	
Joe Hague, L OBP: 0.443, SLG: 0.516 (1, 9) X	0-0 BB 1B		0-0 G4-6-3			0-0 F9	0-0 G6-3		
Ted Simmons, S OBP: 0.385, SLG: 0.455 (1, 2) B B B	4-0 1-2 BB			0-0 4-3		0-0 FC 3B		0-0 4-3 BB 1B	
Julian Javier, R OBP: 0.293, SLG: 0.307 (1, 4) S S S	0-3 K			0-0 G3		0-0 FC 1B		0-0 BB 4-3 HR 1B	
Milt Ramirez, R OBP: 0.205, SLG: 0.195 (1, 6)		0-0 F5		0-3 K		0-0 F9		0-0 F8	
Steve Carlton, L OBP: 0.208, SLG: 0.208 (1, 1) X		0-0 1B			0-0 HR 1B	0-0 1B		0-0 4-3	

Inning Stats	R: 2	H: 3	E: 0	K: 2	S: 10	LOB: 2	BB: 1	P: 14
	R: 0	H: 1	E: 0	K: 0	S: 4	LOB: 1	BB: 0	P: 4
	R: 0	H: 1	E: 0	K: 0	S: 3	LOB: 0	BB: 0	P: 3
	R: 0	H: 0	E: 0	K: 1	S: 5	LOB: 0	BB: 0	P: 5
	R: 2	H: 2	E: 0	K: 1	S: 7	LOB: 0	BB: 0	P: 7
	R: 2	H: 3	E: 0	K: 0	S: 6	LOB: 1	BB: 0	P: 6
	R: 1	H: 2	E: 1	K: 1	S: 6	LOB: 0	BB: 0	P: 6
	R: 5	H: 3	E: 0	K: 1	S: 8	LOB: 0	BB: 2	P: 16

PITCHER	IP	WLS	BF	H	R	ER	SO	BB	IBB	HBP	BLK	WP	HR	S	P	ERA	WHIP
Gaylord Perry, R ERA: 4.61 (1, 1)	6.0	L	29	11	7	6	4	1	0	0	0	0	1	36	40	9.00	2.000
Jerry Johnson, R ERA: 6.65 (7, 1)	2.0		11	4	5	5	2	1	1	0	0	0	1	13	21	22.50	2.500

PITCHER	IP	WLS	BF	H	R	ER	SO	BB	IBB	HBP	BLK	WP	HR	S	P	ERA	WHIP

BOTTOM

AB	R	H	RBI	BB	SO	LOB
4	1	1	1	1	1	2
4	3	2	1	1	0	2
5	3	3	7	0	1	1
5	0	2	1	0	2	1
4	0	1	1	0	0	2
3	2	2	0	1	0	0
4	2	1	1	0	1	2
4	0	0	0	0	1	3
4	1	3	0	0	0	2

AB	37
R	12
H	15
RBI	12
BB	3
SO	6
LOB	15



1B	2B	3B	HR	SF	SAC	DP	HBP	WP	PA
10	2	1	2	0	0	2	0	0	40

San Francisco Giants @ St. Louis Cardinals
 Busch Stadium, St. Louis, MO
 Tue Jun 02 1970, 7:05 PM CDT
 Att. 11,111 - Unknown

livebaseballscores.com

Batter	1	2	3	4	5	6	7	8	9	AB R H RBI BB SO LOB	TOP	
Bobby Bonds, R (1, 9) OBP: 0.391, SLG: 0.505 Bob Taylor, L (2, 7) OBP: 0.391, SLG: 0.342	0-0 2B PB 1B	0-0 E6 CS		0-0 F5			0-0 6-3		0-0 FC6-4 BB 1-2f	2 1 1 0 0 0 0 3 0 0 0 0 0 2	<p>San Francisco Giants @ St. Louis Cardinals</p> <p>Busch Stadium, St. Louis, MO</p> <p>Wed Jun 03 1970, 7:05 PM CDT</p> <p>Att: 11,808 - Unknown</p>	
Ron Hunt, R (1, 5) OBP: 0.391, SLG: 0.378	0-0 PB 1-3 1B 2B	0-0 CS	0-0 E6 G3 BB 1B		0-0 2-3		4-0 BB	4-0 FC6-4 BB 1-2	3 2 1 0 2 0 0			
Willie Mays, R (1, 8) OBP: 0.369, SLG: 0.532	0-3 K 2-3 3-H		4-0 G3 1B BB		0-3 K		0-0 F8	0-0 FC6-4 BB 1-2f 2-3	4 1 0 0 1 2 5			
Willie McCovey, L (1, 3) OBP: 0.413, SLG: 0.579	0-3 K		0-0 G3 1-2 2-3		0-0 F5		0-0 3-4-1	0-0 F4	5 0 0 0 0 1 7			
Ken Henderson, S (1, 7) OBP: 0.454, SLG: 0.518 (2, 9)	4-0 S 1B BB		0-0 S 1B 2-H 3-H		0-0 BB 1B		0-3 K		3 1 2 2 1 1 0			
Dick Dietz, R (1, 2) OBP: 0.442, SLG: 0.617	0-0 1-1 3-H 1B		0-3 K 1-2		4-0 G4-6-3 BB		0-0 6-3		3 0 1 2 1 1 1			
Tito Fuentes, S (1, 4) OBP: 0.283, SLG: 0.356	0-0 F2		0-0 5-3		0-3 K		0-0 1B		4 0 1 0 0 1 4			
Bob Heise, R (1, 6) OBP: 0.288, SLG: 0.255		0-0 F6		0-0 F4		0-0 G4-6-3 BB 1-2f		0-0 F8	4 0 0 0 0 0 3			
Rich Robertson, R (1, 1) OBP: 0.033, SLG: 0.067 Don Mason, L (7, PH) OBP: 0.231, SLG: 0.130 Frank Reberger, L (7, 1) OBP: 0.296, SLG: 0.429 Ron Bryant, S (7, 1) OBP: 0.125, SLG: 0.125 Bob Burda, L (9, PH) OBP: 0.444, SLG: 0.286 Al Gallagher, R (9, PR) OBP: 0.355, SLG: 0.396		0-3 K		0-3 K		0-0 E1 1B		0-0 FC6-4 1B	2 0 0 0 0 2 0 1 0 1 0 0 0 0 0 0 0 0 0 0 0 0 0 0 0 0 0 0 1 0 1 0 0 0 0 0 0 0 0 0 0 0			
Inning Stats	R: 3 H: 3 E: 0 LOB: 1 K: 2 BB: 1 S: 10 P: 14	R: 0 H: 0 E: 1 LOB: 0 K: 1 BB: 0 S: 5 P: 5	R: 2 H: 1 E: 1 LOB: 1 K: 1 BB: 1 S: 7 P: 11	R: 0 H: 0 E: 0 LOB: 0 K: 1 BB: 0 S: 5 P: 5	R: 0 H: 0 E: 0 LOB: 0 K: 1 BB: 0 S: 5 P: 5	R: 0 H: 1 E: 0 LOB: 1 K: 1 BB: 1 S: 5 P: 9	R: 0 H: 1 E: 1 LOB: 2 K: 0 BB: 1 S: 4 P: 8	R: 0 H: 1 E: 0 LOB: 1 K: 1 BB: 0 S: 4 P: 6	R: 0 H: 1 E: 0 LOB: 2 K: 0 BB: 1 S: 4 P: 8	1B: 7 SF: 0 2B: 1 SAC: 0 3B: 0 DP: 1 HR: 0 HBP: 0	WP: 0 PA: 41 PB: 1 SB: 2 CS: 1	
PITCHER Bob Gibson, R (1, 1) ERA: 4.25	IP WLS BF H R ER SO BB IBB HBP BLK WP HR S P ERA WHIP	9.0 W 40 8 5 3 8 5 0 0 0 0 0 0 51 71 3.00 1.444										

livebaseballscorecards.com

AB	35
R	5
H	8
RBI	4
BB	5
SO	8
LOB	22



Batter	1	2	3	4	5	6	7	8	9	AB	R	H	RBI	BB	SO	LOB
Lou Brock, L (1, 7) OBP: 0.348, SLG: 0.401	0-0 F7	0-0 5-3		0-0 1B		0-0 G3	0-0 4-3			5	0	1	1	0	0	5
Jose Cardenal, R (1, 8) OBP: 0.333, SLG: 0.387	4-0 BB		0-0 6-3	0-0 F9		0-0 F8		0-3 K		4	0	0	0	1	1	3
Dick Allen, R (1, 3) OBP: 0.389, SLG: 0.676	0-0 5-3		4-0 BB 1B	0-0 F7-4			0-0 1B BB	0-0 S		4	2	2	0	1	0	3
Joe Torre, R (1, 5) OBP: 0.376, SLG: 0.445	0-0 4-3		0-0 1B BB		0-0 1-3		0-3 K	0-3 K		5	0	1	0	0	2	3
Joe Hague, L (1, 9)		0-0 F5	4-0 1B		0-0 4-3		4-0 1B	0-3 K		3	1	0	0	2	1	1
Ted Simmons, S (1, 2)		0-0 6-3	0-0 G6-3		4-0 FC6-4		0-0 1B			3	2	3	1	1	0	0
Julian Javier, R (1, 4) OBP: 0.287, SLG: 0.300		0-0 6-3	0-0 G6-3		0-0 FC6-4		0-0 1B			3	0	0	0	0	0	5
Vic Davalillo, L (7, PH) OBP: 0.341, SLG: 0.459							1-3 2-H 3-H			1	0	1	2	0	0	0
Cookie Rojas, R (8, 4) OBP: 0.176, SLG: 0.106										0	0	0	0	0	0	0
Milt Ramirez, R (1, 6) OBP: 0.255, SLG: 0.233		4-0 1B		0-0 1B		0-0 FC5-4	0-3 K			2	1	2	0	1	0	0
Leron Lee, L (7, PH) OBP: 0.326, SLG: 0.383										1	0	0	0	0	1	2
Dal Maxvill, R (8, 6) OBP: 0.330, SLG: 0.198		0-0 1B		0-0 1B		0-0 FC5-4	0-0			0	0	0	0	0	0	0
Bob Gibson, R (1, 1) OBP: 0.412, SLG: 0.406				0-0 F7-4		0-0 G3	0-0			4	0	3	2	0	0	1


Inning Stats	R: 0	H: 0	E: 0	K: 0	S: 3	R: 1	H: 2	E: 0	K: 0	S: 5	R: 1	H: 2	E: 0	K: 0	S: 4	R: 0	H: 0	E: 0	K: 0	S: 3	R: 0	H: 1	E: 1	K: 0	S: 4	R: 3	H: 4	E: 0	K: 2	S: 11	R: 0	H: 1	E: 0	K: 3	S: 10		
	0	0	0	0	7	1	2	0	0	9	0	2	0	0	12	0	0	0	0	7	0	0	1	0	0	0	0	0	0	1	0	0	0	0	0	0	10

PITCHER	IP	WLS	BF	H	R	ER	SO	BB	IBB	HBP	BLK	WP	HR	S	P	ERA	WHIP
Rich Robertson, R (1, 1) ERA: 4.43	6.0		29	8	3	3	0	5	0	0	0	0	0	24	44	4.50	2.167
Frank Reberger, R (7, 1) ERA: 7.58	0.2	L	7	4	3	3	2	1	0	0	0	0	0	10	14	40.50	7.500
Ron Bryant, L (7, 1) ERA: 5.22	1.1		5	1	0	0	3	0	0	0	0	0	0	11	11	0.00	0.750

BOTTOM

San Francisco Giants @ St. Louis Cardinals
 Busch Stadium, St. Louis, MO
 Wed Jun 03 1970, 7:05 PM CDT
 Att. 11,808 - Unknown

AB	35
R	6
H	13
RBI	6
BB	6
SO	5
LOB	23



WP	HR	S	P	ERA	WHIP
0	0	0	0	0	0

Batter	1	2	3	4	5	6	7	8	9	AB R H RBI BB SO LOB	TOP	
Bob Taylor, L (1, 7) OBP: 0.353, SLG: 0.302	0-0 1-3	0-0 5-3			0-3 K			0-0 6-3	0-0 1-4-3	5 0 0 1 0 1 2		
Ron Hunt, R (1, 5) OBP: 0.386, SLG: 0.369	4-0 BB		0-0 1-3		0-0 F5			0-3 K	0-0 5-3	4 0 0 0 1 1 1		
Willie Mays, R (1, 8) OBP: 0.363, SLG: 0.522 Frank Johnson, R (6, 9) OBP: 0.343, SLG: 0.469	0-0 F8		0-0 6-3		0-0 F5			0-0 F2	0-0 F2	3 0 0 0 0 0 1 1 0 0 0 0 0 0		
Willie McCovey, L (1, 3) OBP: 0.415, SLG: 0.593	0-0 F7		0-0 HR		0-0 F8			4-0 BB BB 1B BB	4-0 BB BB 1B BB	3 2 1 1 1 0 1		
Ken Henderson, S (1, 9) OBP: 0.455, SLG: 0.530		0-0 HR	0-0 F8		0-0 F9			4-0 BB BB 1B BB	4-0 BB BB 1B BB	3 2 1 1 1 0 0		
Dick Dietz, R (1, 2) OBP: 0.443, SLG: 0.618		0-0 1B 2B		0-3 K				4-0 BB BB 1B BB	4-0 BB BB 1B BB	3 2 1 0 1 2 0		
Tito Fuentes, S (1, 4) OBP: 0.298, SLG: 0.360		0-0 FC4-6 1B		0-0 5-3				0-0 F2	0-0 1B 1B	4 1 2 2 0 0 0		
Bob Heise, R (1, 6) OBP: 0.286, SLG: 0.254		0-0 F7		0-0 F7				0-0 6-3	0-0 1B 1-4-3 1B	4 1 1 1 0 0 1		
Juan Marichal, R (1, 1) Frank Reberger, L (6, 1) Mike Davison, L (7, 1) Bob Burda, L (8, PH) Don McMahon, R (8, 1) Jim Davenport, R (9, PH)		0-0 FC4-6		0-0 5-3				0-0 4-3	0-0 1-4-3 1B	2 0 0 0 0 0 1 0 0 0 0 0 0 0 0 0 0 0 0 0 0 1 0 0 0 0 0 0 0 0 0 0 0 0 0 1 0 1 2 0 0 0		
Inning Stats	R: 0 H: 0 E: 0 LOB: 1 K: 0 BB: 1 S: 3 P: 7	R: 2 H: 3 E: 0 LOB: 1 K: 0 BB: 0 S: 6 P: 6	R: 1 H: 1 E: 0 LOB: 0 K: 0 BB: 0 S: 4 P: 4	R: 0 H: 0 E: 0 LOB: 0 K: 1 BB: 0 S: 5 P: 5	R: 0 H: 0 E: 0 LOB: 0 K: 1 BB: 0 S: 5 P: 5	R: 0 H: 0 E: 0 LOB: 0 K: 0 BB: 0 S: 3 P: 3	R: 0 H: 0 E: 0 LOB: 0 K: 1 BB: 0 S: 5 P: 5	R: 0 H: 0 E: 0 LOB: 0 K: 1 BB: 0 S: 5 P: 5	R: 5 H: 3 E: 0 LOB: 1 K: 0 BB: 3 S: 6 P: 18	1B: 4 SF: 0 2B: 1 SAC: 0 3B: 0 DP: 0 HR: 2 HBP: 0	WP: 0 PA: 38 PB: 0 SB: 0 CS: 0	
PITCHER	IP WLS BF H R ER SO BB IBB HBP BLK WP HR S P ERA WHIP											
Fergie Jenkins, R (1, 1) ERA: 5.14	8.1 W 35 6 8 8 4 4 0 0 0 0 0 2 39 55 8.64 1.200											
Jim Colborn, R (9, 1) ERA: 1.8	0.2 S 3 1 0 0 0 0 0 0 0 0 0 0 3 3 0.00 1.500											

San Francisco Giants @ Chicago Cubs
Wrigley Field, Chicago, IL
Fri Jun 05 1970, 3:33 AM CDT
Att. 21,961 - Sunny - 61 F

livebaseballscorecards.com

AB	34
R	8
H	7
RBI	8
BB	4
SO	4
LOB	7



BOTTOM

San Francisco Giants @ Chicago Cubs

Wrigley Field, Chicago, IL

Fri Jun 05 1970, 3:33 AM CDT
Att: 21,961 - Sunny - 61 F

livebaseballscorecards.com

AB	40
R	12
H	16
RBI	9
BB	2
SO	0
LOB	24



WP: 1	PA: 44
PB: 0	
SB: 0	
CS: 0	

AB	R	H	RBI	BB	SO	LOB
5	2	3	1	0	0	0
0	0	0	0	0	0	0
5	2	2	0	0	0	1
0	0	0	0	0	0	0
5	1	0	0	0	0	4
0	0	0	0	0	0	0
5	4	4	1	0	0	1
0	0	0	0	0	0	0
5	1	2	1	0	0	4
5	1	1	3	0	0	4
3	0	2	2	2	0	0
4	1	2	1	0	0	4
3	0	0	0	0	0	6
0	0	0	0	0	0	0
1B: 10	SF: 0					
2B: 5	SAC: 1					
3B: 0	DP: 1					
HR: 1	HBP: 1					

Batter	1	2	3	4	5	6	7	8	9							
Don Kessinger, S (1, 6) Paul Popovich, S (9, 6) OBP: 0.376, SLG: 0.464 OBP: 0.222, SLG: 0.125	0-0 1B E 1B	0-0 F9 1B		0-0 F7 1B		0-0 1B WP 2B	0-0 2-H 2B									
Glenn Beckert, R (1, 4) Phil Gagliano, R (9, 4) OBP: 0.336, SLG: 0.374 OBP: 0.235, SLG: 0.212	0-0 E FC3 2B 1-2 1B	0-0 F9 1B		0-0 F8 1B		0-0 WP G3 2B 2-3 1B	0-0 F8 1B									
Billy Williams, L (1, 7) Jimmie Hall, L (9, 7) OBP: 0.365, SLG: 0.570 OBP: 0.136, SLG: 0.095	0-0 FC3 2B 1-3 2-H 4-3	0-0 F8 1B		0-0 F8 1B		0-0 G3 1-2	0-0 4-3									
Jim Hickman, R (1, 3) Willie Smith, L (9, 3) OBP: 0.463, SLG: 0.679 OBP: 0.244, SLG: 0.300	0-0 4-3 1-3 3-H 1B 2B		0-0 E5 4-3 1B 1B		0-0 1B E 1B	0-0 5-3 2-3 3-H		0-0 E 1B 2B								
Johnny Callison, L (1, 9) OBP: 0.349, SLG: 0.445	0-0 F7 1B		0-0 4-3 2-3 1B		0-0 E9 1-H 1B	0-0 HR 3-H 2B		0-0 F4 1B								
Ron Santo, R (1, 5) OBP: 0.325, SLG: 0.397	0-0 4-3 2-3 3-H 1B		0-0 1-3 1B		0-0 6-3 1B	0-0 HR 2-H HR		0-0 E5 1B 2-3 1B								
Jack Hiatt, R (1, 2) OBP: 0.408, SLG: 0.323	0-0 1B 3-H 1B		4-0 BB BB BB 1B BB		4-0 FC6-4 BB BB	0-0 1-3 1B		0-0 G4-6-3 1-3 3-H 1B								
Cleo James, R (1, 8) OBP: 0.258, SLG: 0.271	0-0 FC5-4 1-2 1B		0-0 1-2 3-H 1B		0-0 F2 1-2 1B		H 1-0 SH1-4 2B HBP	0-0 G4-6-3 1-2f 1B								
Fergie Jenkins, R (1, 1) Jim Colborn, R (9, 1) OBP: 0.063, SLG: 0.065	0-0 FC5-4 1-2f 1B		0-0 F8 1B		0-0 FC6-4 1-2f 1B		0-0 SH1-4 1-2 1B									
Inning Stats	R: 4 E: 1 K: 0 S: 9	H: 5 LOB: 2 BB: 0 P: 9	R: 0 E: 0 K: 0 S: 3	H: 0 LOB: 0 BB: 0 P: 3	R: 1 E: 1 K: 0 S: 5	H: 2 LOB: 2 BB: 1 P: 9	R: 0 E: 0 K: 0 S: 3	H: 0 LOB: 0 BB: 0 P: 3	R: 1 E: 1 K: 0 S: 5	H: 2 LOB: 2 BB: 1 P: 9	R: 4 E: 0 K: 0 S: 7	H: 4 LOB: 0 BB: 0 P: 7	R: 1 E: 0 K: 0 S: 4	H: 1 LOB: 1 BB: 0 P: 5	R: 1 E: 1 K: 0 S: 5	H: 2 LOB: 1 BB: 0 P: 5

PITCHER	IP	WLS	BF	H	R	ER	SO	BB	IBB	HBP	BLK	WP	HR	S	P	ERA	WHIP
Juan Marichal, R (1, 1) ERA: 6.27	5.0	L	29	11	8	4	0	2	0	0	0	0	0	27	35	7.20	2.600
Frank Reberger, R (6, 1) ERA: 8.01	1.1		7	2	3	3	0	0	0	1	0	1	1	6	7	20.25	1.500
Mike Davison, L (7, 1) ERA:	0.2		3	1	0	0	0	0	0	0	0	0	0	3	3	0.00	1.500
Don McMahon, R (8, 1) ERA: 6.16	1.0		5	2	1	1	0	0	0	0	0	0	0	5	5	9.00	2.000

Batter	1	2	3	4	5	6	7	8	9	AB R H RBI BB SO LOB	TOP											
Frank Johnson, R (1, 7) OBP: 0.375, SLG: 0.472	0-0 F9		4-0 1B HR BB		0-0 4-3 S 1B		0-3 K		0-0 CS 1B	4 1 2 1 1 1 0												
Ron Hunt, R (1, 5) OBP: 0.383, SLG: 0.366	0-0 5-3		0-0 F9		0-0 4-3 1B		0-0 1B		0-0 CS 1B	4 0 1 0 0 0 3												
Willie Mays, R (1, 8) OBP: 0.366, SLG: 0.521	0-0 1B		0-0 1B HR		0-3 K		0-3 K			4 1 2 1 0 2 2												
Willie McCovey, L (1, 3) OBP: 0.416, SLG: 0.606	0-0 F7		0-0 HR		4-0 BB			0-0 6-3		3 1 1 3 1 0 1												
Ken Henderson, S (1, 9) OBP: 0.452, SLG: 0.525		0-0 F8	0-0 CS 1B		0-0 F3			0-0 F9		4 0 1 0 0 0 2												
Dick Dietz, R (1, 2) OBP: 0.439, SLG: 0.607		0-0 1-3	0-0 CS 1B	4-0 FC5-4 BB		0-0 6-3		0-0 6-3		3 0 0 0 1 0 0												
Tito Fuentes, S (1, 4) OBP: 0.297, SLG: 0.357		0-0 6-3		0-0 F7		0-0 4-3			0-0 6-3 SH1-4 1B	4 1 1 0 0 0 1												
Bob Heise, R (1, 6) OBP: 0.288, SLG: 0.258			0-0 SH3-4 1B	0-0 FC5-4 1B		0-3 K			0-0 SH1-4 1B	3 1 1 0 0 1 1												
Gaylord Perry, R (1, 1) OBP: 0.114, SLG: 0.136			0-0 SH3-4 1B	0-0 5-3			0-0 6-3		0-0 6-3	3 0 0 0 0 0 2												
Inning Stats	R: 0 E: 0 K: 0 S: 4	H: 1 LOB: 1 BB: 0 P: 4	R: 0 E: 0 K: 0 S: 3	H: 0 LOB: 0 BB: 0 P: 3	R: 4 E: 0 K: 0 S: 6	H: 4 LOB: 0 BB: 1 P: 10	R: 0 E: 0 K: 0 S: 3	H: 0 LOB: 1 BB: 1 P: 7	R: 0 E: 0 K: 1 S: 6	H: 1 LOB: 2 BB: 1 P: 10	R: 0 E: 0 K: 1 S: 5	H: 0 LOB: 0 BB: 0 P: 5	R: 0 E: 0 K: 2 S: 8	H: 1 LOB: 1 BB: 0 P: 8	R: 0 E: 0 K: 0 S: 3	H: 0 LOB: 0 BB: 0 P: 3	R: 1 E: 0 K: 0 S: 4	H: 2 LOB: 0 BB: 0 P: 4	1B: 8 2B: 0 3B: 0 HR: 1	SF: 0 SAC: 2 DP: 0 HBP: 0	WP: 0 PB: 0 SB: 1 CS: 2	PA: 39
PITCHER	IP WLS BF H R ER SO BB IBB HBP BLK WP HR S P ERA WHIP																					
Bill Hands, R (1, 1) ERA: 3.45	7.0 L 30 7 4 4 4 3 0 0 0 0 0 1 35 47 5.14 1.429																					
Phil Regan, R (8, 1) ERA: 3.9	1.0 3 0 0 0 0 0 0 0 0 0 0 0 3 3 0.00 0.000																					
Jim Colborn, R (9, 1) ERA: 2.08	1.0 4 2 1 1 0 0 0 0 0 0 0 0 4 4 9.00 2.000																					

San Francisco Giants @ Chicago Cubs
Wrigley Field, Chicago, IL
Sat Jun 06 1970, 3:33 AM CDT
Att. 33,776 - Sunny - 59 F

livebaseballscorecards.com

AB	32
R	5
H	9
RBI	5
BB	3
SO	4
LOB	12



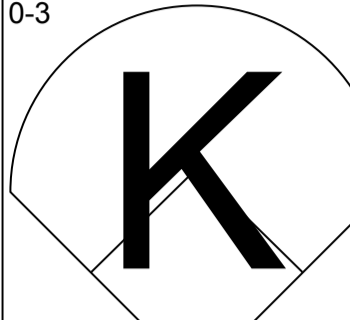
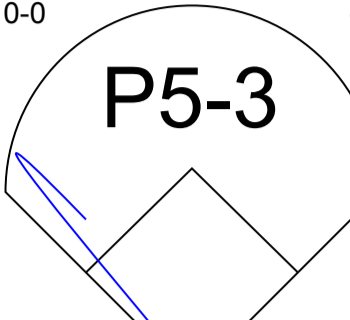
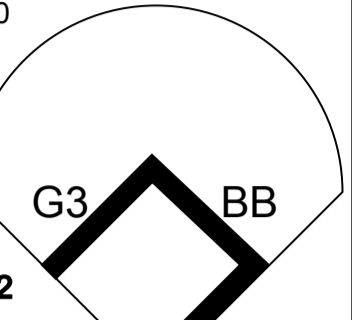
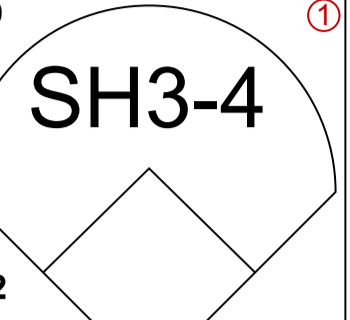
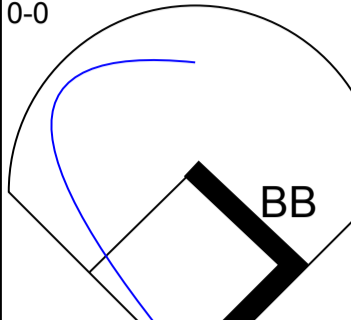
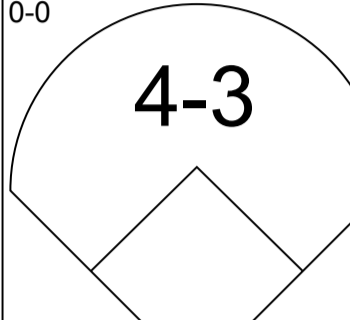
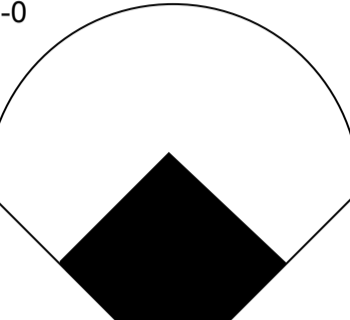
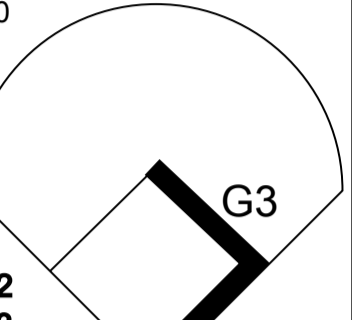
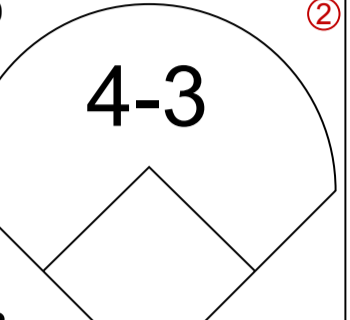
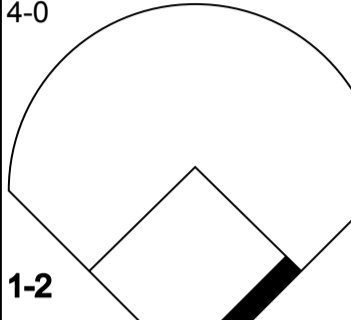
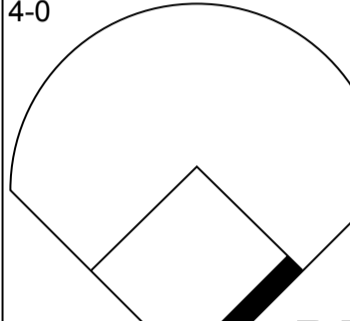
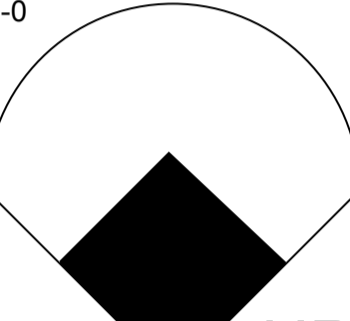
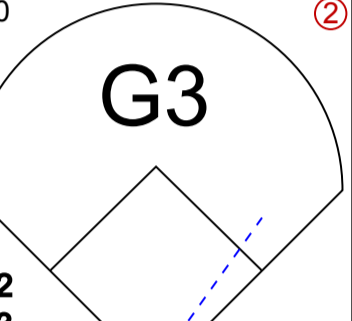
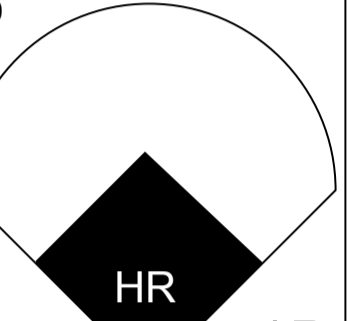
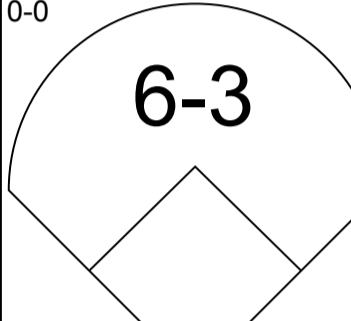
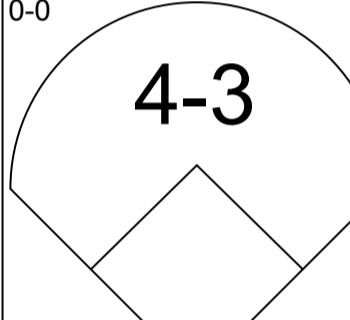
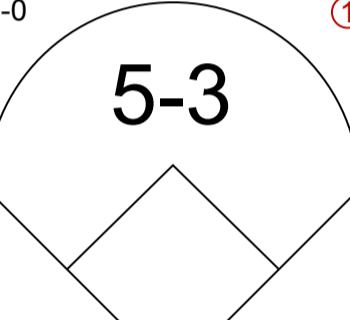
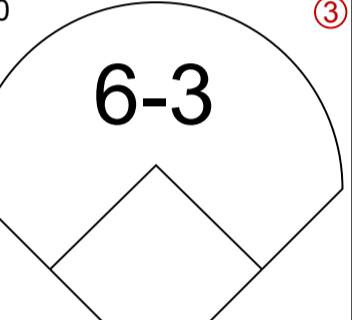
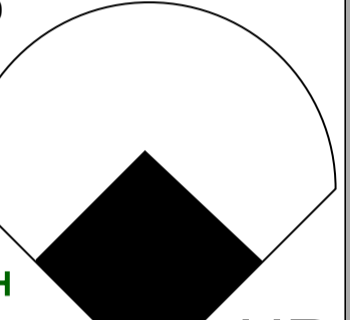
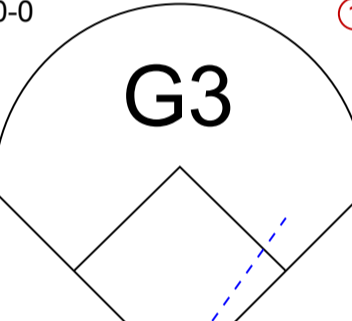
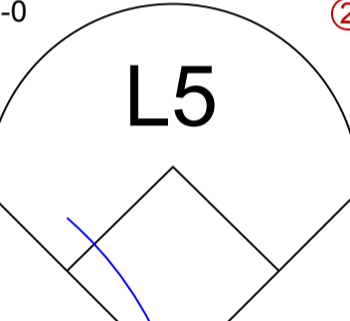
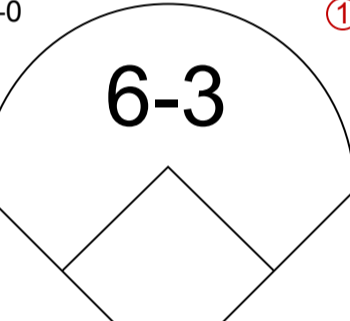

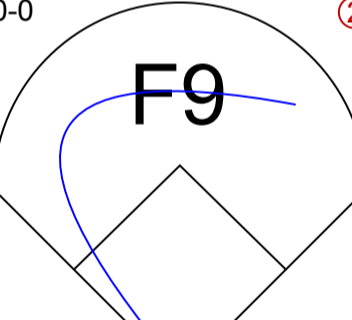
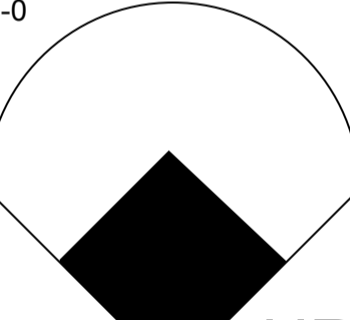
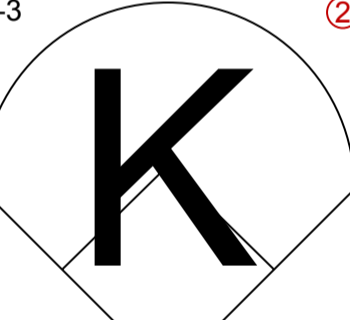

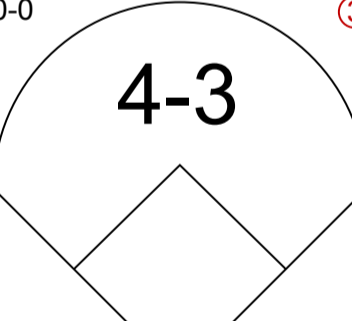
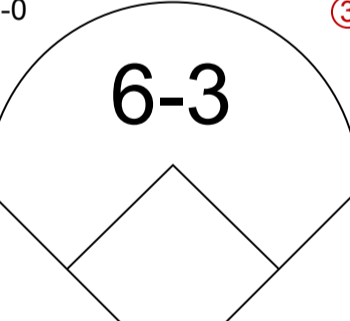
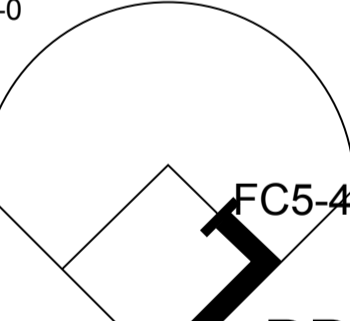
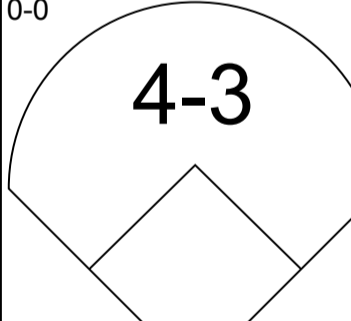
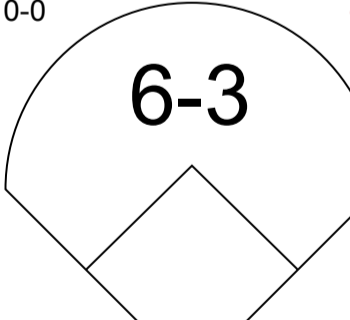
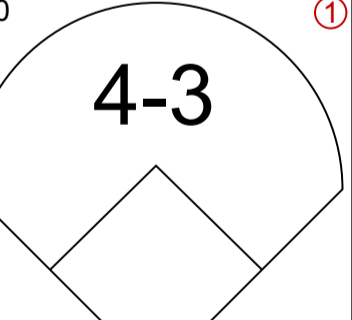

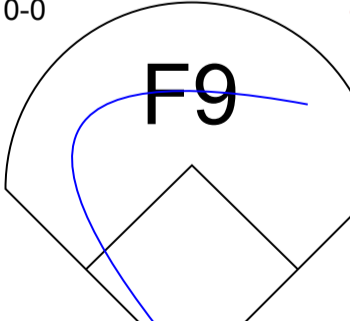
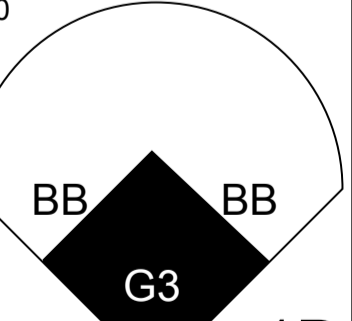
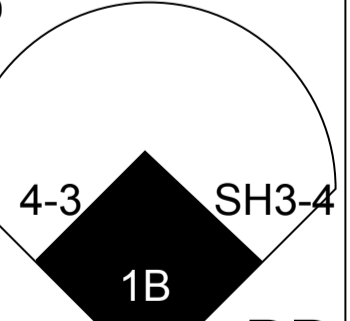
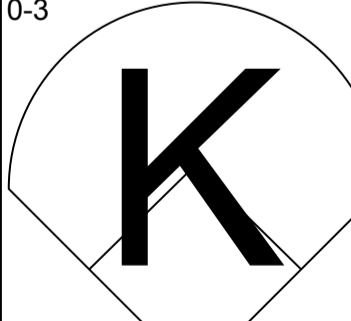
Batter	1	2	3	4	5	6	7	8	9	AB R H RBI BB SO LOB	TOP					
Frank Johnson, R (1, 7) X OBP: 0.378, SLG: 0.436	0-0 P6-3 ①		0-0 5-3 ①	0-0 CS ③	4-0 FC5-4 BB		4-0 SH3-4 1B BB	0-0 FC6-4 ③		3 1 0 0 2 0 1						
Ron Hunt, R (1, 5) X OBP: 0.380, SLG: 0.364	0-0 P6-3 ②		0-0 F7 ②		0-0 F7 ①		0-0 SH3-4 ①		0-0 FC4-6 1B 1B	4 0 1 0 0 0 1						
Willie Mays, R (1, 8) X OBP: 0.377, SLG: 0.547	0-0 BB 1B		0-0 HR		0-0 FC5-4 1B 1-2f		0-0 BB 1B 2-H		0-0 FC4-6 1B 1-2	5 1 4 2 0 0 1						
Willie McCovey, L (1, 3) B B B OBP: 0.425, SLG: 0.613	4-0 1-2 BB		0-0 2B		0-0 1B 1-3		4-0 1-2 BB		0-0 FC4-6 ① 1-2f 2-3	3 0 2 0 2 0 2						
Ken Henderson, S (1, 9) X OBP: 0.443, SLG: 0.512	0-0 F9 ③		0-0 F8 ③		0-3 K ③		0-0 F9 ②		0-0 F5 ②	5 0 0 0 0 1 9						
Dick Dietz, R (1, 2) B B B B OBP: 0.438, SLG: 0.616		4-0 5-3 BB		0-0 HR		0-0 F4 ①	0-0 F8 ③		0-3 K ③	4 1 1 1 1 1 4						
Tito Fuentes, S (1, 4) X OBP: 0.296, SLG: 0.349		0-0 F8 ①		0-0 F8 ①		0-0 5-3 ②		4-0 FC4 BB		3 0 0 0 1 0 1						
Bob Heise, R (1, 6) X OBP: 0.286, SLG: 0.258		0-0 5-3 ②		0-0 CS 1B		0-0 P6-3 ③		0-0 FC4 FC8-6 1-2f		4 0 1 0 0 0 2						
Rich Robertson, R (1, 1) OBP: 0.031, SLG: 0.063 Ron Bryant, S (5, 1) OBP: 0.125, SLG: 0.125 Jerry Johnson, R (5, 1) Al Gallagher, R (7, PH) OBP: 0.361, SLG: 0.433 Mike Davison, L (7, 1) Don McMahon, R (7, 1) Bob Burda, L (8, PH) OBP: 0.414, SLG: 0.261 Frank Reberger, L (8, 1) OBP: 0.296, SLG: 0.429		0-0 5-3 ③		0-3 K ②			0-0 HR	0-0 FC8-6 ② 1-2f FC6-4		2 0 0 0 0 0 1 2 0 0 0 0 0 0 0 0 0 0 0 0 0 0 0 0 1 1 1 1 0 1 0 0 0 0 0 0 1 0 0 0 0 0 0 0 0						
Inning Stats	R: 0 H: 1 E: 0 LOB: 2 K: 0 BB: 1 S: 4 P: 8	R: 0 H: 0 E: 0 LOB: 1 K: 0 BB: 1 S: 3 P: 7	R: 1 H: 2 E: 0 LOB: 1 K: 0 BB: 0 S: 5 P: 5	R: 1 H: 2 E: 0 LOB: 0 K: 1 BB: 0 S: 6 P: 6	R: 0 H: 1 E: 0 LOB: 2 K: 1 BB: 1 S: 6 P: 10	R: 0 H: 0 E: 0 LOB: 0 K: 0 BB: 0 S: 3 P: 3	R: 2 H: 2 E: 0 LOB: 2 K: 0 BB: 2 S: 5 P: 13	R: 0 H: 0 E: 0 LOB: 1 K: 0 BB: 1 S: 3 P: 7	R: 0 H: 2 E: 0 LOB: 2 K: 1 BB: 0 S: 7 P: 7	1B: 6 SF: 0 2B: 1 SAC: 1 3B: 0 DP: 0 HR: 3 HBP: 0	WP: 0 PA: 43 PB: 0 SB: 0 CS: 1					
PITCHER	IP WLS BF H R ER SO BB IBB HBP BLK WP HR S P ERA WHIP															
Ken Holtzman, L (1, 1) ERA: 3.87	6.0	28	7	4	4	2	4	0	0	0	0	3	28	44	6.00	1.833
Joe Decker, R (7, 1) ERA: 3.47	0.1	2	1	0	0	0	0	0	0	0	0	0	2	2	0.00	3.000
Hank Aguirre, L (7, 1) ERA: 3.27	0.1	2	0	0	0	0	1	0	0	0	0	0	1	5	0.00	3.000
Phil Regan, R (7, 1) ERA: 3.63	2.1	W 10	2	0	0	1	1	0	0	0	0	0	11	15	0.00	1.286

San Francisco Giants @ Chicago Cubs
Wrigley Field, Chicago, IL
Sun Jun 07 1970, 3:33 AM CDT
Att: 31,694 - Sunny

livebaseballscorecards.com

AB 35
R 4
H 10
RBI 4
BB 6
SO 3
LOB 24



Batter	1	2	3	4	5	6	7	8	9	AB	R	H	RBI	BB	SO	LOB	BOTTOM										
Paul Popovich, S (1, 6) OBP: 0.250, SLG: 0.143	0-3 		0-0 P5-3 		4-0 G3 BB 		0-0 SH3-4 	0-0 BB 1B 		3	0	1	0	1	1	0	San Francisco Giants @ Chicago Cubs Wrigley Field, Chicago, IL Sun Jun 07 1970, 3:33 AM CDT Att. 31,694 - Sunny										
Johnny Callison, L (1, 9) OBP: 0.353, SLG: 0.453	0-0 4-3 			0-0 HR 	4-0 G3 BB 		0-0 4-3 	4-0 BB 		3	1	1	1	2	0	1											
Billy Williams, L (1, 7) OBP: 0.367, SLG: 0.574	4-0 BB 			0-0 HR 	0-0 G3 		0-0 HR 1B 	0-0 6-3 		4	2	2	3	1	0	4											
Jim Hickman, R (1, 3) OBP: 0.457, SLG: 0.678	0-0 4-3 			0-0 5-3 	0-0 6-3 		0-0 HR 			4	1	1	2	0	0	3											
Ron Santo, R (1, 5) OBP: 0.332, SLG: 0.407		0-0 G3 		0-0 L5 		0-0 6-3 		0-0 1B 		4	0	1	0	0	0	0											
Jack Hiatt, R (1, 2) OBP: 0.425, SLG: 0.376		0-0 F9 		0-0 HR 		0-3 K 		0-3 K 		3	1	1	1	0	1	0											
J.C. Martin, L (7, 2) OBP: 0.325, SLG: 0.210										1	0	0	0	0	1	1											
Phil Gagliano, R (1, 4) OBP: 0.225, SLG: 0.184		0-0 4-3 		0-0 6-3 		4-0 FC5-4 BB 		0-0 4-3 		3	0	0	0	1	0	0											
Cleo James, R (1, 8) OBP: 0.247, SLG: 0.303			0-0 6-3 		0-0 4-3 		0-0 FC5-4 1-2f 			4	1	1	1	0	0	1											
Ken Holtzman, R (1, 1) OBP: 0.342, SLG: 0.389			0-0 F9 		0-0 BB BB G3 1B 		4-0 4-3 SH3-4 1B BB 		0-3 K 		2	1	1	0	0	0											
Joe Decker, R (7, 1) OBP: 0.250, SLG: 0.450										0	0	0	0	0	0	0											
Hank Aguirre, R (7, 1)										0	0	0	0	0	0	0											
Phil Regan, R (7, 1)										1	1	0	0	1	1	0											
Inning Stats	R: 0 E: 0 K: 1 S: 5	H: 0 LOB: 1 BB: 1 P: 9	R: 0 E: 0 K: 0 S: 3	H: 0 LOB: 0 BB: 0 P: 3	R: 0 E: 0 K: 0 S: 3	H: 0 LOB: 0 BB: 0 P: 3	R: 3 E: 0 K: 0 S: 6	H: 3 LOB: 0 BB: 0 P: 6	R: 1 E: 0 K: 0 S: 4	H: 1 LOB: 2 BB: 2 P: 12	R: 0 E: 0 K: 1 S: 5	H: 0 LOB: 1 BB: 1 P: 9	R: 3 E: 0 K: 1 S: 8	H: 3 LOB: 1 BB: 1 P: 12	R: 1 E: 0 K: 1 S: 7	H: 2 LOB: 2 BB: 1 P: 11	1B: 4 2B: 0 3B: 0 HR: 5	SF: 0 SAC: 1 DP: 0 HBP: 0	WP: 0 PB: 0 SB: 0 CS: 0	PA: 39							
PITCHER																											
Rich Robertson, R (1, 1) ERA: 4.62	IP	WLS	BF	H	R	ER	SO	BB	IBB	HBP	BLK	WP	HR	S	P	ERA	WHIP										
Ron Bryant, L (5, 1) ERA: 5.18	4.1		20	4	4	4	1	3	0	0	0	0	0	19	31	8.31	1.615										
Jerry Johnson, R (5, 1) ERA: 6.26	0.1		1	0	0	0	0	0	0	0	0	0	0	1	1	0.00	0.000										
Mike Davison, L (7, 1) ERA: 13.5	1.1		5	0	0	0	1	1	0	0	0	0	0	6	10	0.00	0.750										
Don McMahon, R (7, 1) ERA: 6.52	0.2	L	4	1	2	2	0	1	0	0	0	0	0	3	7	27.00	3.000										
Frank Reberger, R (8, 1) ERA: 8.03	IP	WLS	BF	H	R	ER	SO	BB	IBB	HBP	BLK	WP	HR	S	P	ERA	WHIP										
	1.0		6	2	1	1	1	1	0	0	0	0	0	7	11	9.00	3.000										

livebaseballscorecards.com

AB 32
R 8
H 9
RBI 8
BB 6
SO 4
LOB 10



Batter	1	2	3	4	5	6	7	8	9	AB R H RBI BB SO LOB	TOP																			
Matty Alou, L (1, 8) OBP: 0.314, SLG: 0.342	0-0 F4		0-0 F7		0-0 1-3			0-0 G4-6-3		4 0 0 0 0 0 2	Pittsburgh Pirates @ San Francisco Giants Candlestick Park, San Francisco, CA Tue Jun 09 1970, 10:05 PM EDT Att. 4,250 - Unknown livebaseballscorecards.com																			
Richie Hebner, L (1, 5) OBP: 0.385, SLG: 0.462	0-0 F9		0-0 F4			0-0 G3		0-0 F8	4 0 0 0 0 0 1																					
Roberto Clemente, R (1, 9) OBP: 0.389, SLG: 0.533	0-0 F8			0-0 HR 1B		0-0 6-3		0-0 BB 1B WP 1B	4 2 2 0 0 0 0																					
Willie Stargell, L (1, 7) OBP: 0.310, SLG: 0.485		0-0 F7		0-0 HR 1-H		0-3 K		0-3 K	4 1 1 2 0 2 1																					
Al Oliver, L (1, 3) OBP: 0.294, SLG: 0.431		0-0 F7		0-0 F7			0-0 F7	4-0 BB 1B IBB	3 1 0 0 1 0 0																					
Gene Alley, R (1, 6) OBP: 0.283, SLG: 0.353		0-0 F8		0-0 F8			0-0 6-3	4-0 BB 1B IBB	3 0 0 0 1 0 0																					
Jerry May, R (1, 2) OBP: 0.381, SLG: 0.333			0-0 E4 2B		0-0 F8		0-3 K	0-0 1-2 2-3 1B	4 1 1 2 0 1 0																					
Bill Mazerowski, R (1, 4) OBP: 0.276, SLG: 0.291			0-0 F9		0-0 5-3		0-3 K	0-0 1-2 2-H 3-H 1B	4 0 0 0 0 1 3																					
Steve Blass, R (1, 1) OBP: 0.103, SLG: 0.143			0-0 2-H 2B		0-0 1-4-3		0-0 G4-6-3 1B		3 0 2 1 0 0 0																					
Inning Stats	R: 0 E: 0 K: 0 S: 3	H: 0 LOB: 0 BB: 0 P: 3	R: 0 E: 0 K: 0 S: 3	H: 0 LOB: 0 BB: 0 P: 3	R: 1 E: 1 K: 0 S: 5	H: 1 LOB: 1 BB: 0 P: 5	R: 2 E: 0 K: 0 S: 5	H: 2 LOB: 0 BB: 0 P: 5	R: 0 E: 0 K: 1 S: 5	H: 0 LOB: 0 BB: 0 P: 5	R: 0 E: 0 K: 1 S: 5	H: 0 LOB: 0 BB: 0 P: 5	R: 0 E: 0 K: 1 S: 5	H: 1 LOB: 0 BB: 0 P: 5	R: 2 E: 0 K: 1 S: 7	H: 2 LOB: 2 BB: 2 P: 15	1B: 4 2B: 1 3B: 0 HR: 1	SF: 0 SAC: 0 DP: 1 HBP: 0	WP: 1 PB: 0 SB: 0 CS: 0	PA: 35										
PITCHER Juan Marichal, R (1, 1) ERA: 5.93	IP 9.0	WLS L	BF 35	H 6	R 5	ER 4	SO 4	BB 1	IBB 1	HBP 0	BLK 0	WP 1	HR 1	S 41	P 49	ERA 4.00	WHIP 0.778													
											PITCHER	IP	WLS	BF	H	R	ER	SO	BB	IBB	HBP	BLK	WP	HR	S	P	ERA	WHIP		



Batter	1	2	3	4	5	6	7	8	9	AB R H RBI BB SO LOB	
Bobby Bonds, R OBP: 0.393, SLG: 0.502 (1, 9)	4-0 BB 5-3		0-0 F3		0-0 1B			0-0 4-3		3 0 1 0 1 0 0	
Ron Hunt, R OBP: 0.378, SLG: 0.361 (1, 5)	0-0 5-3 1-2		0-0 F4		0-0 F3			0-0 1B 1B		4 1 1 0 0 0 2	
Willie Mays, R OBP: 0.379, SLG: 0.543 (1, 8)	4-0 BB			0-0 F3		0-0 F4		0-0 1B 1B		3 0 1 0 1 0 0	
Willie McCovey, L OBP: 0.422, SLG: 0.605 (1, 3)	0-0 G3			0-3 K		0-0 1B		0-0 F7		4 0 1 0 0 1 3	
Ken Henderson, S OBP: 0.444, SLG: 0.509 (1, 7)		0-0 4-3		1-0 BB HBP		0-0 F8		0-0 FC5-4 1B		3 0 1 1 0 0 1	
Dick Dietz, R OBP: 0.435, SLG: 0.606 (1, 2)		0-0 F3		4-0 1-2 BB		0-0 F9		0-0 FC5-4 1-2f		3 0 0 0 1 0 3	
Tito Fuentes, S OBP: 0.294, SLG: 0.342 (1, 4)		4-0 FC6-4 BB		0-0 F7		0-3 K		0-0 F8		3 0 0 0 1 1 2	
Bob Heise, R OBP: 0.274, SLG: 0.246 (1, 6)		0-0 FC6-4 1-2f		0-3 K		0-0 F3		0-0 6-3		3 0 0 0 0 1 1	
Bob Taylor, L OBP: 0.346, SLG: 0.295 (9, PH)										1 0 0 0 0 0 0	
Juan Marichal, R (1, 1)			0-0 F9		0-0 F3		0-3 K		0-0 F8		3 0 0 0 0 1 0
Jim Davenport, R OBP: 0.390, SLG: 0.303 (9, PH)										1 0 0 0 0 0 0	

Inning Stats	R: 0	H: 0	E: 0	K: 0	S: 2	R: 0	H: 0	E: 0	K: 0	S: 3	R: 0	H: 0	E: 0	K: 1	S: 5	R: 0	H: 1	E: 0	K: 1	S: 6	R: 0	H: 1	E: 0	K: 0	S: 4	R: 0	H: 0	E: 0	K: 2	S: 7	R: 1	H: 3	E: 0	K: 0	S: 6	R: 0	H: 0	E: 0	K: 0	S: 3	1B: 5	2B: 0	3B: 0	HR: 0	SF: 0	SAC: 0	DP: 0	HBP: 1	WP: 0	PB: 0	SB: 0	CS: 0	PA: 36
Steve Blass, R ERA: 3.98 (1, 1)	IP: 9.0	WLS: W	BF: 36	H: 5	R: 1	ER: 1	SO: 4	BB: 4	IBB: 0	HBP: 1	BLK: 0	WP: 0	HR: 0	S: 39	P: 56	ERA: 1.00	WHIP: 1.000																																				
																		PITCHER	IP	WLS	BF	H	R	ER	SO	BB	IBB	HBP	BLK	WP	HR	S	P	ERA	WHIP																		

BOTTOM

Pittsburgh Pirates @ San Francisco Giants
Candlestick Park, San Francisco, CA

Tue Jun 09 1970, 10:05 PM EDT
Att. 4,250 - Unknown

livebaseballscorecards.com

AB	31
R	1
H	5
RBI	1
BB	4
SO	4
LOB	12



Batter	1	2	3	4	5	6	7	8	9	AB R H RBI BB SO LOB	TOP
Matty Alou, L (1, 8) OBP: 0.309, SLG: 0.336	0-0 G3		0-0 3-1		0-0 6-3			0-0 F4		4 0 0 0 0 0 0	Pittsburgh Pirates @ San Francisco Giants Candlestick Park, San Francisco, CA Wed Jun 10 1970, 6:33 AM EDT Att. 3,732 - Unknown livebaseballscorecards.com
Richie Hebner, L (1, 5) OBP: 0.383, SLG: 0.457	0-0 1B		0-0 F8			0-0 F3		0-0 4-3	4 1 1 0 0 0 0		
Roberto Clemente, R (1, 9) OBP: 0.391, SLG: 0.532	0-0 1B		0-0 4-3			0-0 G6-3		0-0 1-3	4 1 2 0 0 0 0		
Willie Stargell, L (1, 7) OBP: 0.314, SLG: 0.485	0-0 F7-4			0-0 2-3		0-0 G6-3		0-0 6-3	4 0 2 1 0 0 1		
Al Oliver, L (1, 3) OBP: 0.295, SLG: 0.429	0-0 1B			0-3 K			0-0 5-3		3 0 1 1 0 1 1		
Manny Sanguillen, R (1, 2) OBP: 0.302, SLG: 0.411	0-0 F7-4			0-0 2-3			0-0 F2		3 0 0 0 0 0 3		
Gene Alley, R (1, 6) OBP: 0.278, SLG: 0.346		0-0 F7		0-0 1-3			0-3 K		3 0 0 0 0 1 1		
Bill Mazaroski, R (1, 4) OBP: 0.271, SLG: 0.285		0-3 K			0-0 4-3			0-0 F9	3 0 0 0 0 1 0		
Bob Moose, R (1, 1) OBP: 0.290, SLG: 0.222		0-0 5-3			0-0 4-3			0-0 1-3	3 0 0 0 0 0 0		
Inning Stats	R: 2 H: 4 E: 0 LOB: 1 K: 0 BB: 0 S: 6 P: 6	R: 0 H: 0 E: 0 LOB: 0 K: 1 BB: 0 S: 5 P: 5	R: 0 H: 0 E: 0 LOB: 0 K: 0 BB: 0 S: 3 P: 3	R: 0 H: 1 E: 0 LOB: 1 K: 1 BB: 0 S: 6 P: 6	R: 0 H: 0 E: 0 LOB: 0 K: 0 BB: 0 S: 3 P: 3	R: 0 H: 1 E: 0 LOB: 0 K: 0 BB: 0 S: 3 P: 3	R: 0 H: 0 E: 0 LOB: 0 K: 1 BB: 0 S: 5 P: 5	R: 0 H: 0 E: 0 LOB: 0 K: 0 BB: 0 S: 3 P: 3	R: 0 H: 0 E: 0 LOB: 0 K: 0 BB: 0 S: 3 P: 3	1B: 6 SF: 0 2B: 1 SAC: 0 3B: 0 DP: 2 HR: 0 HBP: 0	WP: 0 PA: 31 PB: 0 SB: 0 CS: 0
PITCHER Gaylord Perry, R (1, 1) ERA: 4.32	IP WLS BF H R ER SO BB IBB HBP BLK WP HR S P ERA WHIP										

AB	31
R	2
H	6
RBI	2
BB	0
SO	3
LOB	6



Batter	1	2	3	4	5	6	7	8	9
Bobby Bonds, R OBP: 0.387, SLG: 0.493 (1, 9) X	0-0 5-3 ①		0-3 K ①		0-0 1-3 ②		0-0 6-3 ③		
Ron Hunt, R OBP: 0.380, SLG: 0.361 (1, 5) X	0-0 HR 1B		0-0 F9 ②		4-0 BB			0-0 5-3 ①	
Willie Mays, R OBP: 0.382, SLG: 0.557 (1, 8) S S	0-3 K ②		4-0 BB BB		0-0 F6 ③			0-0 HR	
Willie McCovey, L OBP: 0.423, SLG: 0.617 (1, 3) X	0-0 HR 1-H		4-0 BB		0-0 F9 ①			0-0 F8 ②	
Ken Henderson, S OBP: 0.444, SLG: 0.521 (1, 7) B B B B	4-0 BB		0-3 K ③		0-3 K ②			0-0 HR	
Dick Dietz, R OBP: 0.431, SLG: 0.596 (1, 2) X	0-0 6-3 ③			0-3 K ①		4-0 BB		0-3 K ③	
Tito Fuentes, S OBP: 0.289, SLG: 0.336 (1, 4)		0-3 K ①		0-0 6-3 ②		0-0 1-3 ③			
Bob Heise, R OBP: 0.263, SLG: 0.236 (1, 6)		0-0 6-3 ②		0-3 K ③			0-0 6-3 ①		
Gaylord Perry, R OBP: 0.106, SLG: 0.128 (1, 1)		0-3 K ③			0-0 4-3 ①		0-0 4-3 ②		

Inning Stats	R: 2	H: 2	E: 0	LOB: 1	K: 1	S: 7	P: 11	R: 0	H: 0	E: 0	LOB: 0	K: 2	BB: 0	S: 7	P: 7	R: 0	H: 0	E: 0	LOB: 0	K: 2	BB: 0	S: 7	P: 15	R: 0	H: 0	E: 0	LOB: 1	K: 0	BB: 1	S: 3	P: 7	R: 0	H: 0	E: 0	LOB: 1	K: 1	BB: 1	S: 5	P: 9	R: 0	H: 0	E: 0	LOB: 0	K: 0	BB: 0	S: 3	P: 3	R: 2	H: 2	E: 0	LOB: 0	K: 1	BB: 0	S: 7	P: 7
--------------	------	------	------	--------	------	------	-------	------	------	------	--------	------	-------	------	------	------	------	------	--------	------	-------	------	-------	------	------	------	--------	------	-------	------	------	------	------	------	--------	------	-------	------	------	------	------	------	--------	------	-------	------	------	------	------	------	--------	------	-------	------	------

PITCHER	IP	WLS	BF	H	R	ER	SO	BB	IBB	HBP	BLK	WP	HR	S	P	ERA	WHIP
Bob Moose, R ERA: 4.15 (1, 1)	8.0	L	33	4	4	4	9	5	0	0	0	0	3	46	66	4.50	1.125

BOTTOM

AB	R	H	RBI	BB	SO	LOB
4	0	0	0	0	1	0
3	1	1	0	1	0	0
3	1	1	1	1	1	2
3	1	1	2	1	0	0
3	1	1	1	1	2	2
3	0	0	0	1	2	1
3	0	0	0	0	1	1
3	0	0	0	0	1	0
3	0	0	0	0	1	0

AB	28
R	4
H	4
RBI	4
BB	5
SO	9
LOB	6



WP	PA	CS
0	33	0

Pittsburgh Pirates @ San Francisco Giants
Candlestick Park, San Francisco, CA
 Wed Jun 10 1970, 6:33 AM EDT
 Att. 3,732 - Unknown

livebaseballscorecards.com

Batter	1	2	3	4	5	6	7	8	9	AB R H RBI BB SO LOB	TOP													
Lou Brock, L (1, 7) OBP: 0.349, SLG: 0.411	0-0 2B	0-0 F7			0-0 F7		0-3 K			4 1 1 0 0 1 1														
Jose Cardenal, R (1, 8) OBP: 0.349, SLG: 0.404	0-0 WP 2B		4-0 BLK BB		0-0 6-3			4-0 F9-3 BB		2 1 1 1 2 0 0														
Carl Taylor, R (1, 9) Leron Lee, L (8, PH) OBP: 0.287, SLG: 0.267 OBP: 0.324, SLG: 0.387	0-0 SF9		0-0 4-3		0-3 K			0-0 F9-3 1-2		2 0 0 1 0 1 1 1 0 0 0 0 0 1														
Joe Torre, R (1, 3) OBP: 0.370, SLG: 0.438	0-0 PB 1B		0-0 FC4-5-2-5 1B		0-0 F7			0-3 K		4 1 1 0 0 1 1														
Julian Javier, R (1, 4) OBP: 0.281, SLG: 0.283	0-3 K		0-0 1B		0-0 6-3			0-0 1-3 1B		4 0 2 1 0 1 1														
Ted Simmons, S (1, 2) OBP: 0.383, SLG: 0.488	0-0 F9		0-0 6-3		0-0 6-3			0-0 F7		4 0 0 0 0 0 3														
Mike Shannon, R (1, 5) OBP: 0.130, SLG: 0.136		0-0 F9		0-0 5-3			0-0 1-3	0-0 1-3		4 0 0 0 0 0 1														
Dal Maxvill, R (1, 6) OBP: 0.320, SLG: 0.190		0-0 F9		0-0 6-3			0-3 K	4-0 BB		3 0 0 0 1 1 0														
Bob Gibson, R (1, 1) OBP: 0.400, SLG: 0.500		0-0 HR		0-0 F7			0-0 2B	0-0 F9		4 1 2 1 0 0 2														
Inning Stats	R: 2 E: 0 K: 1 S: 8	H: 3 LOB: 1 BB: 0 P: 8	R: 1 E: 0 K: 0 S: 4	H: 1 LOB: 0 BB: 0 P: 4	R: 1 E: 0 K: 0 S: 4	H: 1 LOB: 1 BB: 1 P: 8	R: 0 E: 0 K: 0 S: 3	H: 0 LOB: 0 BB: 0 P: 3	R: 0 E: 0 K: 1 S: 5	H: 0 LOB: 0 BB: 0 P: 5	R: 0 E: 0 K: 0 S: 3	H: 0 LOB: 0 BB: 0 P: 3	R: 0 E: 0 K: 2 S: 8	H: 1 LOB: 1 BB: 0 P: 8	R: 0 E: 0 K: 1 S: 4	H: 0 LOB: 0 BB: 1 P: 8	R: 0 E: 0 K: 0 S: 4	H: 1 LOB: 2 BB: 1 P: 8	R: 0 E: 0 K: 0 S: 4	H: 1 LOB: 2 BB: 1 P: 8	1B: 3 2B: 4 3B: 0 HR: 1	SF: 1 SAC: 0 DP: 1 HBP: 0	WP: 1 PB: 1 SB: 0 CS: 0	PA: 36
PITCHER	IP WLS BF H R ER SO BB IBB HBP BLK WP HR S P ERA WHIP																							
Skip Pitlock, L (1, 1) ERA: 7.2	5.0 L 21 5 4 4 2 1 0 0 1 1 24 28 7.20 1.200																							
Don McMahon, R (6, 1) ERA: 5.91	2.0 7 1 0 0 2 0 0 0 0 0 0 11 11 0.00 0.500																							
Jerry Johnson, R (8, 1) ERA: 5.76	2.0 8 1 0 0 1 2 0 0 0 0 0 8 16 0.00 1.500																							

St. Louis Cardinals @ San Francisco Giants
 Candlestick Park, San Francisco, CA
 Fri Jun 12 1970, 10:05 PM EDT
 Att. 8,634 - Unknown

livebaseballscorecards.com

AB	32
R	4
H	7
RBI	4
BB	3
SO	5
LOB	11



Batter	1	2	3	4	5	6	7	8	9	AB	R	H	RBI	BB	SO	LOB						
Bobby Bonds, R OBP: 0.381, SLG: 0.484 (1, 9)	0-3 K	0-0 1-3			0-0 4-3		0-3 K			4	0	0	0	0	2	3						
Ron Hunt, R OBP: 0.382, SLG: 0.357 (1, 5)	1-0 1B HBP		0-0 6-3		4-0 BB		0-0 6-3			2	0	0	0	1	0	1						
Ken Henderson, S OBP: 0.438, SLG: 0.511 (1, 8)	0-0 F6		0-0 4-3		0-0 4-3			0-0 F4		4	0	0	0	0	0	2						
Willie McCovey, L OBP: 0.420, SLG: 0.609 (1, 3)	0-0 1-2 1B		0-3 K			0-0 F7		0-0 1-3		4	0	1	0	0	1	0						
Dick Dietz, R OBP: 0.428, SLG: 0.593 (1, 2)	0-0 F5			0-0 4-3 2B		0-3 K		0-0 F6		4	0	1	0	0	1	2						
Frank Johnson, R OBP: 0.347, SLG: 0.395 (1, 7)		0-3 K		0-3 K		0-3 K			0-0 1-3	4	0	0	0	0	3	1						
Tito Fuentes, S OBP: 0.294, SLG: 0.340 (1, 4)		0-0 1B 1B		0-0 4-3			0-0 BLK 6-3 1B		0-0 1-3	4	1	2	0	0	0	1						
Hal Lanier, R OBP: 0.267, SLG: 0.321 (1, 6)		0-0 1-2 1B		0-0 5-3			4-0 BLK BB		0-3 K	2	0	1	0	1	0	1						
Jim Davenport, R OBP: 0.381, SLG: 0.294 (9, PH)										1	0	0	0	0	1	0						
Skip Pitlock, L (1, 1)		0-0 F2					0-0 6-3			1	0	0	0	0	0	2						
Bob Taylor, L OBP: 0.340, SLG: 0.289 (5, PH)					0-0 L5					1	0	0	0	0	0	0						
Don McMahon, R (6, 1)										0	0	0	0	0	0	0						
John Stephenson, L (7, PH)										1	0	0	1	0	0	1						
Jerry Johnson, R (8, 1)										0	0	0	0	0	0	0						
Inning Stats	R: 0 E: 0 K: 1 S: 6	H: 1 LOB: 2 BB: 0 P: 7	R: 0 E: 0 K: 1 S: 7	H: 2 LOB: 2 BB: 0 P: 7	R: 0 E: 0 K: 1 S: 5	H: 0 LOB: 0 BB: 0 P: 5	R: 0 E: 0 K: 1 S: 6	H: 1 LOB: 1 BB: 0 P: 6	R: 0 E: 0 K: 0 S: 3	H: 0 LOB: 0 BB: 0 P: 7	R: 0 E: 0 K: 2 S: 7	H: 0 LOB: 0 BB: 0 P: 7	R: 1 E: 0 K: 1 S: 6	H: 1 LOB: 1 BB: 1 P: 10	R: 0 E: 0 K: 0 S: 3	H: 0 LOB: 0 BB: 0 P: 3	R: 0 E: 0 K: 1 S: 5	H: 0 LOB: 0 BB: 0 P: 5	1B: 4 2B: 1 3B: 0 HR: 0	SF: 0 SAC: 0 DP: 0 HBP: 1	WP: 0 PB: 0 SB: 0 CS: 0	PA: 35
PITCHER Bob Gibson, R ERA: 4.1 (1, 1)	IP 9.0	WLS W	BF 35	H 5	R 1	ER 1	SO 8	BB 2	IBB 0	HBP 1	BLK 1	WP 0	HR 0	S 48	P 57	ERA 1.00	WHIP 0.778					

BOTTOM

St. Louis Cardinals @ San Francisco Giants
Candlestick Park, San Francisco, CA
 Fri Jun 12 1970, 10:05 PM EDT
 Att. 8,634 - Unknown

livebaseballscorecards.com

AB	32
R	1
H	5
RBI	1
BB	2
SO	8
LOB	14



Batter	1	2	3	4	5	6	7	8	9	AB R H RBI BB SO LOB	TOP											
Lou Brock, L (1, 7) OBP: 0.350, SLG: 0.408	0-0 B1-3	0-0 1-2 3-H 1B		4-0 BB BB BB BB			0-0 F9		0-3 K	4 0 1 1 1 1 0												
Jose Cardenal, R (1, 8) OBP: 0.346, SLG: 0.399	0-0 F8	0-3 K		0-0 F8			0-0 F6		0-0 1B	5 0 1 0 0 1 4												
Dick Allen, R (1, 3) OBP: 0.383, SLG: 0.615	0-3 K		0-0 4-3		0-3 K		0-3 K		0-0 1-3	5 0 0 0 0 3 1												
Joe Torre, R (1, 5) OBP: 0.372, SLG: 0.453		0-0 5-3	0-0 E5		0-0 HR			0-0 3B 1B		4 2 2 1 0 0 0												
Joe Hague, L (1, 9) OBP: 0.417, SLG: 0.476		0-0 BB 1B 1B	0-0 F8		0-0 F9			0-0 1-H 3B		4 1 2 1 0 0 1												
Ted Simmons, S (1, 2) OBP: 0.373, SLG: 0.457		4-0 BB BB BB BB 1B 1B BB	0-0 F8		0-0 6-3			0-0 F4		3 1 0 0 1 0 2												
Julian Javier, R (1, 4) OBP: 0.280, SLG: 0.282		0-0 1B 1-2 2-H 1B 1B		0-0 4-3		0-3 K		0-0 F6		4 1 1 1 0 1 1												
Dal Maxvill, R (1, 6) OBP: 0.328, SLG: 0.196		0-0 1B 1B		4-0 SH1-4 BB		0-0 5-3		0-0 6-3		2 0 1 1 1 0 0												
Vic Davalillo, L (8, PH) OBP: 0.340, SLG: 0.442		1-3 2-H 1B 1B		0-0 SH1-4		0-0 5-3				1 0 0 0 0 0 1												
Milt Ramirez, R (8, 6) OBP: 0.255, SLG: 0.255		0-3 K		0-0 SH1-4		0-0 5-3				0 0 0 0 0 0 0												
Nelson Briles, R (1, 1) OBP: 0.111, SLG: 0.333				1-2				0-0 F5		1 0 0 0 0 1 2												
Sal Campisi, R (1, 1)										0 0 0 0 0 0 0												
Billy McCool, R (2, 1)										1 0 0 0 0 0 0												
Ted Abernathy, R (5, 1)										1 0 0 0 0 0 0												
Leron Lee, L (9, PH) OBP: 0.321, SLG: 0.384										1 0 0 0 0 0 0												
Inning Stats	R: 0 E: 0 K: 1 S: 5	H: 0 LOB: 0 BB: 0 P: 5	R: 3 E: 0 K: 2 S: 11	H: 4 LOB: 2 BB: 1 P: 15	R: 0 E: 1 K: 0 S: 4	H: 0 LOB: 1 BB: 0 P: 4	R: 0 E: 0 K: 0 S: 3	H: 0 LOB: 2 BB: 2 P: 11	R: 1 E: 0 K: 1 S: 6	H: 1 LOB: 0 BB: 0 P: 6	R: 0 E: 0 K: 1 S: 5	H: 0 LOB: 0 BB: 0 P: 5	R: 0 E: 0 K: 1 S: 5	H: 0 LOB: 0 BB: 0 P: 5	R: 1 E: 0 K: 0 S: 5	H: 2 LOB: 1 BB: 0 P: 5	R: 0 E: 0 K: 1 S: 6	H: 1 LOB: 1 BB: 0 P: 6	1B: 6 2B: 0 3B: 1 HR: 1	SF: 0 SAC: 1 DP: 0 HBP: 0	WP: 0 PB: 0 SB: 0 CS: 0	PA: 39
PITCHER	IP WLS BF H R ER SO BB IBB HBP BLK WP HR S P ERA WHIP																				PITCHER	IP WLS BF H R ER SO BB IBB HBP BLK WP HR S P ERA WHIP
Rich Robertson, R (1, 1) ERA: 4.73	3.2 W 19 4 3 3 3 3 0 0 0 0 0 22 34 7.36 1.909																					
Don McMahon, R (4, 1) ERA: 5.4	5.1 W 20 4 2 2 4 0 0 0 0 0 1 28 28 3.38 0.750																					

St. Louis Cardinals @ San Francisco Giants
 Candlestick Park, San Francisco, CA
 Sat Jun 13 1970, 6:33 AM EDT
 Att. 15,651 - Unknown

livebaseballscorecards.com

AB	35
R	5
H	8
RBI	5
BB	3
SO	7
LOB	12



Batter	1	2	3	4	5	6	7	8	9	AB	R	H	RBI	BB	SO	LOB
Bobby Bonds, R OBP: 0.381, SLG: 0.483 (1, 9)	0-0 E7 1B	0-0 E S 2B 1B		0-0 4-3	0-3 K			0-0 F2		5	2	2	0	0	1	4
Ron Hunt, R OBP: 0.386, SLG: 0.358 (1, 5)	0-0 5-3 2B 1B	1-0 2B HBP		0-0 E6			0-0 4-3	0-0 1-3		2	1	1	1	0	0	0
Al Gallagher, R OBP: 0.355, SLG: 0.424 (6, 5)	0-0 5-3 1-2	0-0 1-3 2B		0-0 F9			0-0 F9			4	0	1	1	0	0	2
Willie Mays, R OBP: 0.379, SLG: 0.556 (1, 8)	0-0 5-3 2B	0-0 1-3 2B					0-0 4-3			2	1	1	1	2	0	0
Willie McCovey, L OBP: 0.426, SLG: 0.613 (1, 3)	0-0 4-3 WP 2B	4-0 G4-6-3 IBB			4-0 BB 1B FC5-2 BB		0-0 4-3			4	1	1	1	0	0	4
Ken Henderson, S OBP: 0.435, SLG: 0.507 (1, 7)	0-0 4-3 2-3	0-0 G4-6-3 1-2f			0-0 FC5-2 BB SF8 1B		0-0 3-1			4	1	1	0	0	0	4
Dick Dietz, R OBP: 0.429, SLG: 0.587 (1, 2)	4-0 BB		0-0 6-3		4-0 BB FC5-2 1-2 2-3 BB		0-3 K			2	0	0	0	2	1	0
Tito Fuentes, S OBP: 0.287, SLG: 0.331 (1, 4)	0-3 K		0-0 G3		0-0 FC5-2 BB 1-2 2-3 3-Hf		0-0 1-3			4	0	0	0	0	1	4
Hal Lanier, R OBP: 0.267, SLG: 0.329 (1, 6)		0-0 SH3-4 BLK 2B		0-0 F6		0-0 SF8		0-3 K		3	1	1	1	0	1	0
Rich Robertson, R OBP: 0.031, SLG: 0.063 (1, 1)		0-0 SH3-4			0-3 K		0-0 E3			0	0	0	0	0	0	0
Don McMahon, R (4, 1)										2	0	0	0	1	1	0

Inning Stats	R: 3	H: 3	E: 1	LOB: 1	K: 1	S: 8	P: 12	R: 2	H: 3	E: 0	LOB: 2	K: 0	S: 5	P: 10	R: 0	H: 0	E: 0	LOB: 0	K: 0	S: 3	R: 0	H: 0	E: 1	LOB: 1	K: 1	S: 6	P: 6	R: 0	H: 1	E: 0	LOB: 3	K: 1	S: 6	P: 18	R: 0	H: 0	E: 0	LOB: 0	K: 0	S: 3	R: 0	H: 0	E: 0	LOB: 0	K: 1	S: 5	P: 5	R: 0	H: 0	E: 1	LOB: 1	K: 1	S: 6	P: 6
--------------	------	------	------	--------	------	------	-------	------	------	------	--------	------	------	-------	------	------	------	--------	------	------	------	------	------	--------	------	------	------	------	------	------	--------	------	------	-------	------	------	------	--------	------	------	------	------	------	--------	------	------	------	------	------	------	--------	------	------	------

PITCHER	IP	WLS	BF	H	R	ER	SO	BB	IBB	HBP	BLK	WP	HR	S	P	ERA	WHIP
Nelson Briles, R ERA: 7.99 (1, 1)	0.0		2	2	2	2	0	0	0	0	0	0	0	2	2	∞	∞
Sal Campisi, R ERA: 3.86 (1, 1)	1.1	L	11	4	3	3	1	1	1	1	1	1	0	10	19	20.25	3.750
Billy McCool, L ERA: 4.91 (2, 1)	2.2		11	1	1	1	1	2	0	0	0	0	0	11	19	3.38	1.125
Ted Abernathy, R ERA: 2.41 (5, 1)	4.0		14	0	0	0	3	1	0	0	0	0	0	19	23	0.00	0.250


BOTTOM

St. Louis Cardinals @ San Francisco Giants
Candlestick Park, San Francisco, CA

Sat Jun 13 1970, 6:33 AM EDT
Att. 15,651 - Unknown

AB	30
R	6
H	7
RBI	4
BB	5
SO	5
LOB	15

WP: 1 PA: 38
PB: 0
SB: 1
CS: 0



Batter	1	2	3	4	5	6	7	8	9	AB R H RBI BB SO LOB	TOP													
Lou Brock, L (1, 7) OBP: 0.353, SLG: 0.415	0-0 FC5-4 1B			0-0 4-3 1B 2B		0-0 6-3	0-0 1-3			4 1 2 0 0 0 1														
Jose Cardenal, R (1, 8) OBP: 0.348, SLG: 0.414	0-0 FC5-4 1-2f G6-4-3			0-3 K		0-0 HR 1B		0-0 HR		4 2 2 1 0 1 2														
Dick Allen, R (1, 3) OBP: 0.381, SLG: 0.623	0-0 G6-4-3 1-2f			0-0 4-3 2-3		0-0 HR 1-H		0-0 F7		4 1 1 2 0 0 2														
Joe Torre, R (1, 5) OBP: 0.370, SLG: 0.450		0-0 5-3		0-0 1B		0-0 5-3		0-0 F4		4 0 1 1 0 0 0														
Joe Hague, L (1, 9) OBP: 0.413, SLG: 0.470		0-3 K		0-0 F8 3-H		0-0 E4		0-0 1B		4 0 1 0 0 1 1														
Ted Simmons, S (1, 2) OBP: 0.345, SLG: 0.420		0-0 6-3			0-3 K	0-0 F5		0-0 F9		4 0 0 0 0 1 2														
Julian Javier, R (1, 4) OBP: 0.280, SLG: 0.282			0-0 5-3		0-0 1B		0-0 F8		0-0 4-3	4 0 1 0 0 0 0														
Dal Maxvill, R (1, 6) OBP: 0.323, SLG: 0.192			0-0 F8		0-0 F9		0-3 K		0-3 K	2 0 0 0 0 0 1														
Leron Lee, L (7, PH) OBP: 0.319, SLG: 0.381										1 0 0 0 0 1 0														
Frank Linzy, R (7, 1)										0 0 0 0 0 0 0														
Carl Taylor, R (9, PH) OBP: 0.284, SLG: 0.263										1 0 0 0 0 1 0														
Chuck Taylor, R (1, 1)			0-0 F5		0-0 4-3		4-0 BB		0-0 F8	1 0 0 0 0 0 0														
Vic Davalillo, L (5, PH) OBP: 0.333, SLG: 0.432										1 0 0 0 0 0 1														
Sal Campisi, R (5, 1)										0 0 0 0 0 0 0														
Jim Beauchamp, R (7, PH) OBP: 0.300, SLG: 0.308										0 0 0 0 1 0 0														
Jim Kennedy, L (7, 6)										1 0 0 0 0 0 0														
Inning Stats	R: 0 E: 0 K: 0 S: 3	H: 1 LOB: 0 BB: 0 P: 3	R: 0 E: 0 K: 1 S: 5	H: 0 LOB: 0 BB: 0 P: 5	R: 0 E: 0 K: 0 S: 3	H: 0 LOB: 0 BB: 0 P: 3	R: 1 E: 0 K: 1 S: 7	H: 2 LOB: 1 BB: 0 P: 7	R: 0 E: 0 K: 1 S: 6	H: 1 LOB: 1 BB: 0 P: 6	R: 2 E: 1 K: 0 S: 6	H: 2 LOB: 1 BB: 0 P: 6	R: 0 E: 0 K: 1 S: 5	H: 0 LOB: 1 BB: 1 P: 9	R: 1 E: 0 K: 0 S: 5	H: 2 LOB: 1 BB: 0 P: 5	R: 0 E: 0 K: 1 S: 5	H: 0 LOB: 0 BB: 0 P: 5	1B: 5 2B: 1 3B: 0 HR: 2	SF: 0 SAC: 0 DP: 1 HBP: 0	WP: 0 PB: 0 SB: 1 CS: 0	PA: 36		
PITCHER Juan Marichal, R (1, 1) ERA: 5.68	IP 9.0	WLS W	BF 36	H 8	R 4	ER 4	SO 5	BB 1	IBB 0	HBP 0	BLK 0	WP 0	HR 2	S 45	P 49	ERA 4.00	WHIP 1.000						ERA 4.00	WHIP 1.000

St. Louis Cardinals @ San Francisco Giants
 Candlestick Park, San Francisco, CA
 Sun Jun 14 1970, 6:33 AM EDT
 Att. 13,955 - Unknown

livebaseballscorecards.com

AB	35
R	4
H	8
RBI	4
BB	1
SO	5
LOB	10



Batter	1	2	3	4	5	6	7	8	9
Bobby Bonds, R OBP: 0.383, SLG: 0.491 (1, 9)	0-0 6-3		0-0 F4		0-0 1B 2B		0-0 CS 1-H 2B		
Al Gallagher, R OBP: 0.360, SLG: 0.427 (1, 5)	0-0 1-3		0-0 G6-4-3 1B		0-0 WP 1-3 1B		0-3 K 2-3		
Willie Mays, R OBP: 0.377, SLG: 0.546 (1, 8)	4-0 BB		0-0 G6-4-3 1-2f		0-0 1-3		0-0 F2		
Willie McCovey, L OBP: 0.423, SLG: 0.603 (1, 3)	0-0 F3			4-0 2B BB		0-0 F3		0-3 K	
Ken Henderson, S OBP: 0.436, SLG: 0.507 (1, 7)		0-0 HR 1B		0-0 F5		0-0 4-3		0-0 BB 1B	
Dick Dietz, R OBP: 0.435, SLG: 0.610 (1, 2)		0-0 HR		0-0 SF8 2B		0-3 K		4-0 1-2 BB	
Tito Fuentes, S OBP: 0.281, SLG: 0.325 (1, 4)		0-0 5-3		0-0 SF8		0-0 F6		0-0 G3	
Hal Lanier, R OBP: 0.268, SLG: 0.329 (1, 6)		0-0 3-1		0-0 CS 1B		0-0 F9			
Juan Marichal, R (1, 1)		0-0 5-3		0-0 CS 1-2		0-0 F9		4-0 WP 2B BB	

Inning Stats	R: 0	H: 0	E: 0	K: 0	S: 3	LOB: 1	BB: 1	P: 7	R: 2	H: 2	E: 0	K: 0	S: 5	LOB: 0	BB: 0	P: 5	R: 0	H: 1	E: 0	K: 0	S: 3	LOB: 0	BB: 0	P: 3	R: 2	H: 2	E: 0	K: 0	S: 4	LOB: 0	BB: 1	P: 8	R: 2	H: 2	E: 0	K: 0	S: 5	LOB: 0	BB: 0	P: 5	R: 0	H: 0	E: 0	K: 1	S: 5	LOB: 0	BB: 0	P: 5	R: 1	H: 1	E: 0	K: 1	S: 5	LOB: 1	BB: 1	P: 9	R: 0	H: 1	E: 0	K: 1	S: 6	LOB: 2	BB: 1	P: 10
1B: 5	SF: 1	2B: 4	SAC: 0	3B: 0	DP: 2	HR: 1	HBP: 0	WP: 3	PA: 35	PB: 0	SB: 0	CS: 2																																																				

PITCHER	IP	WLS	BF	H	R	ER	SO	BB	IBB	HBP	BLK	WP	HR	S	P	ERA	WHIP
Chuck Taylor, R ERA: 2.3 (1, 1)	4.0	L	17	5	4	4	0	2	0	0	0	0	1	15	23	9.00	1.750
Sal Campisi, R ERA: 4.26 (5, 1)	2.0		8	2	2	2	1	0	0	0	0	1	0	10	10	9.00	1.000
Frank Linzy, R ERA: 5.44 (7, 1)	2.0		9	2	1	1	2	2	0	0	0	1	0	11	19	4.50	2.000


BOTTOM


St. Louis Cardinals @ San Francisco Giants
Candlestick Park, San Francisco, CA

Sun Jun 14 1970, 6:33 AM EDT
Att. 13,955 - Unknown

AB	29
R	7
H	9
RBI	7
BB	4
SO	3
LOB	6

livebaseballscorecards.com



Batter	1	2	3	4	5	6	7	8	9	AB R H RBI BB SO LOB	TOP							
Paul Popovich, S OBP: 0.328, SLG: 0.379 (1, 4) (8, 6)	0-0 P3-1			0-0 F5		0-0 P7			0-0 P6	4 0 0 0 0 0 0								
Johnny Callison, L OBP: 0.364, SLG: 0.449 (1, 9)	0-0 G3			0-0 1-3 1B			0-0 1-3		0-0 F7	4 0 1 0 0 0 0								
Billy Williams, L OBP: 0.364, SLG: 0.567 (1, 7)	0-0 3-1			0-0 1-3 1-2			0-0 HR 2B		0-3 K	4 1 1 0 0 1 1								
Jim Hickman, R OBP: 0.443, SLG: 0.706 (1, 3)		0-0 F9		0-0 6-3			0-0 F8			3 0 0 0 0 0 2								
Ron Santo, R OBP: 0.318, SLG: 0.386 (1, 5)		0-0 G3			0-0 F8		0-0 HR 2-H			3 1 1 2 0 0 0								
Jack Hiatt, R OBP: 0.412, SLG: 0.358 (1, 2)		0-0 F4			0-3 K		0-0 6-3			3 0 0 0 0 1 0								
Cleo James, R OBP: 0.270, SLG: 0.325 Jimmie Hall, L OBP: 0.172, SLG: 0.148 (8, 8) (8, 8)			0-3 K		0-0 F4			0-3 K		2 0 0 0 0 1 0 1 0 0 0 0 1 0	AB 30 R 2 H 3 RBI 2 BB 0 SO 6 LOB 3							
Roger Metzger, S Willie Smith, L OBP: 0.250, SLG: 0.302 Phil Gagliano, R OBP: 0.220, SLG: 0.179 (8, 4) (8, 4)			0-0 G3			0-0 3-1		0-0 5-3		2 0 0 0 0 0 0 1 0 0 0 0 0 0 0 0 0 0 0 0 0								
Bill Hands, R OBP: 0.263, SLG: 0.103 14 Ernie Banks, R OBP: 0.306, SLG: 0.467 Phil Regan, R (8, 1) (8, 1)			0-0 5-3			0-3 K		0-3 K		2 0 0 0 0 1 0 1 0 0 0 0 1 0 0 0 0 0 0 0 0								
Inning Stats	R: 0 E: 0 K: 0 S: 3	H: 0 LOB: 0 BB: 0 P: 3	R: 0 E: 0 K: 0 S: 3	H: 0 LOB: 0 BB: 0 P: 3	R: 0 E: 0 K: 1 S: 5	H: 1 LOB: 1 BB: 0 P: 4	R: 0 E: 0 K: 1 S: 5	H: 0 LOB: 0 BB: 0 P: 5	R: 2 E: 0 K: 0 S: 5	H: 2 LOB: 0 BB: 0 P: 5	R: 0 E: 0 K: 2 S: 7	H: 0 LOB: 0 BB: 0 P: 7	R: 0 E: 0 K: 1 S: 5	H: 0 LOB: 0 BB: 0 P: 5	1B: 1 2B: 1 3B: 0 HR: 1	SF: 0 SAC: 0 DP: 0 HBP: 0	WP: 0 PB: 0 SB: 0 CS: 0	PA: 30
PITCHER Gaylord Perry, R ERA: 4.17 (1, 1)	IP 9.0 WLS W BF 30 H 3 R 2 ER 2 SO 6 BB 0 IBB 0 HBP 0 BLK 0 WP 0 HR 1 S 42 P 42 ERA 2.00 WHIP 0.333											PITCHER IP WLS BF H R ER SO BB IBB HBP BLK WP HR S P ERA WHIP						

Chicago Cubs @ San Francisco Giants
Candlestick Park, San Francisco, CA
Tue Jun 16 1970, 10:05 PM EDT
Att: 7,207 - Unknown - 56 F

livebaseballscorecards.com

Batter	1	2	3	4	5	6	7	8	9
Bobby Bonds, R OBP: 0.381, SLG: 0.487 (1, 9) X	0-0 5-3 1-2 2-H	0-0 BB 1B 1-2 2-H		0-3 K 2-3			0-3 K 1		
Al Gallagher, R OBP: 0.364, SLG: 0.434 (1, 5) SSS	0-3 K	4-0 BB 1-2 2-3			0-0 FC5 2B		0-0 6-3		
Willie Mays, R OBP: 0.370, SLG: 0.535 (1, 8) X	0-0 6-3	0-0 F8			0-0 6-3		0-3 K		
Willie McCovey, L OBP: 0.428, SLG: 0.600 (1, 3)		4-0 HR BB	4-0 BB BB BB BB	4-0 P4-3-6-4 BB		4-0 IBB		0-0 P6	
Ken Henderson, S OBP: 0.430, SLG: 0.498 (1, 7) X		0-0 E6 HR 1-2	0-0 P4-3-6-4 1-2f		0-0 F7		0-0 F9		
Dick Dietz, R OBP: 0.436, SLG: 0.621 (1, 2) X		0-0 HR 1-H 2-H	4-0 BB		0-0 FC5 2-3f		0-0 P6-3		
Tito Fuentes, S OBP: 0.282, SLG: 0.325 (1, 4) X		0-0 F6	0-0 F5			0-0 P5-4-3 1B			
Hal Lanier, R OBP: 0.276, SLG: 0.331 (1, 6) BBB		4-0 E 1B BB		0-0 CS SH2 1B		0-0 P5-4-3 1-2f			
Gaylord Perry, R OBP: 0.102, SLG: 0.122 (1, 1) X		0-0 E1 BB 1B 1-2		0-0 SH2 1-2		0-3 K			

AB R H RBI BB SO LOB

4	0	1	0	0	2	1
3	0	1	0	1	1	0
4	0	0	0	0	1	4
1	1	0	0	3	0	0
4	1	0	0	0	0	4
3	1	1	3	1	0	2
3	0	1	0	0	0	1
2	0	1	0	1	0	1
2	0	0	0	0	1	1

BOTTOM

Chicago Cubs @ San Francisco Giants
Candlestick Park, San Francisco, CA
Tue Jun 16 1970, 10:05 PM EDT
Att. 7,207 - Unknown - 56 F

livebaseballscorecards.com

AB	26
R	3
H	5
RBI	3
BB	6
SO	5
LOB	14



Inning Stats	R: 0	H: 0	E: 0	LOB: 0	K: 1	S: 5	R: 3	H: 2	E: 2	LOB: 3	K: 0	S: 6	R: 0	H: 0	E: 0	LOB: 1	K: 0	S: 2	R: 0	H: 1	E: 0	LOB: 0	K: 1	S: 5	R: 0	H: 1	E: 0	LOB: 2	K: 0	S: 4	R: 0	H: 1	E: 0	LOB: 0	K: 1	S: 5	R: 0	H: 0	E: 0	LOB: 0	K: 2	S: 7	R: 0	H: 0	E: 0	LOB: 0	K: 0	S: 3
--------------	------	------	------	--------	------	------	------	------	------	--------	------	------	------	------	------	--------	------	------	------	------	------	--------	------	------	------	------	------	--------	------	------	------	------	------	--------	------	------	------	------	------	--------	------	------	------	------	------	--------	------	------

1B: 3	SF: 0
2B: 1	SAC: 1
3B: 0	DP: 2
HR: 1	HBP: 0

WP: 0	PA: 33
PB: 0	
SB: 0	
CS: 1	

PITCHER	IP	WLS	BF	H	R	ER	SO	BB	IBB	HBP	BLK	WP	HR	S	P	ERA	WHIP
Bill Hands, R ERA: 3.19 (1, 1)	7.0	L	30	5	3	2	5	5	1	0	0	0	1	34	58	2.57	1.429
Phil Regan, R ERA: 3.72 (8, 1)	1.0		3	0	0	0	0	0	0	0	0	0	0	3	3	0.00	0.000

PITCHER	IP	WLS	BF	H	R	ER	SO	BB	IBB	HBP	BLK	WP	HR	S	P	ERA	WHIP
---------	----	-----	----	---	---	----	----	----	-----	-----	-----	----	----	---	---	-----	------

Batter	1	2	3	4	5	6	7	8	9	AB R H RBI BB SO LOB	TOP											
Paul Popovich, S (1, 6) OBP: 0.333, SLG: 0.429	0-0 P7		0-0 P5-3			0-0 HR	0-0 F2		0-0 1B	5 1 2 1 0 0 1												
Johnny Callison, L (1, 9) OBP: 0.361, SLG: 0.439	0-0 F6			0-3 K		4-0 1B 2B BB		0-0 4-3	0-0 F9	4 1 0 0 1 1 1												
Billy Williams, L (1, 7) OBP: 0.362, SLG: 0.561	0-3 K			0-0 4-3		0-0 2B 1B		0-0 4-3		4 1 1 0 0 1 0												
Jim Hickman, R (1, 8) OBP: 0.449, SLG: 0.709		0-0 F3		4-0 FC5-4 BB		0-0 FC5 1-H 2-H 2B		4-0 1B 14 HR BB		2 1 1 2 2 0 0												
Ron Santo, R (1, 5) OBP: 0.317, SLG: 0.384		0-3 K		0-0 FC5-4 1-2f		0-3 K		0-0 1B 14 HR		4 1 1 0 0 2 2												
14 Ernie Banks, R (1, 3) OBP: 0.312, SLG: 0.488		0-0 5-3			0-0 F2	4-0 IBB		0-0 HR 1-H 2-H		3 1 1 3 1 0 0												
Jack Hiatt, R (1, 2) OBP: 0.409, SLG: 0.355			0-0 6-3		0-3 K	0-0 FC5 2-3f		0-0 5-3		1 0 0 0 0 0 0												
Ken Rudolph, R (4, 2)					0-3 K					3 0 0 0 0 1 2												
Phil Gagliano, R (1, 4) OBP: 0.244, SLG: 0.190			4-0 BB		0-0 1B		0-3 K		0-3 K	3 0 1 0 1 2 0												
Ken Holtzman, R (1, 1) OBP: 0.289, SLG: 0.326			0-0 F3			0-0 5-3	0-0 F6		0-0 F9	4 0 0 0 0 0 1												
Inning Stats	R: 0 E: 0 K: 1 S: 5	H: 0 LOB: 0 BB: 0 P: 5	R: 0 E: 0 K: 1 S: 5	H: 0 LOB: 0 BB: 0 P: 5	R: 0 E: 0 K: 0 S: 3	H: 0 LOB: 1 BB: 1 P: 7	R: 0 E: 0 K: 1 S: 5	H: 0 LOB: 1 BB: 1 P: 9	R: 0 E: 0 K: 1 S: 5	H: 1 LOB: 1 BB: 0 P: 5	R: 3 E: 0 K: 1 S: 8	H: 3 LOB: 2 BB: 2 P: 16	R: 0 E: 0 K: 1 S: 5	H: 0 LOB: 0 BB: 0 P: 5	R: 3 E: 0 K: 0 S: 5	H: 2 LOB: 0 BB: 1 P: 9	R: 0 E: 0 K: 1 S: 6	H: 1 LOB: 1 BB: 0 P: 6	1B: 4 2B: 1 3B: 0 HR: 2	SF: 0 SAC: 0 DP: 0 HBP: 0	WP: 0 PB: 0 SB: 0 CS: 0	PA: 38
PITCHER	IP WLS BF H R ER SO BB IBB HBP BLK WP HR S P ERA WHIP																					
Skip Pitlock, L (1, 1) ERA: 6.1	5.1 L 22 4 3 3 4 3 0 0 0 0 0 1 27 39 5.06 1.312																					
Don McMahon, R (6, 1) ERA: 5.08	1.2 6 0 0 0 2 0 1 0 0 0 0 9 13 0.00 0.000																					
Mike Davison, L (8, 1) ERA: 13.5	2.0 10 3 3 3 1 1 0 0 0 0 1 11 15 13.50 2.000																					

Chicago Cubs @ San Francisco Giants
 Candlestick Park, San Francisco, CA
 Wed Jun 17 1970, 6:33 AM EDT
 Att. 5,859 - Cloudy - 65 F

livebaseballscorecards.com

AB	33
R	6
H	7
RBI	6
BB	5
SO	7
LOB	7



Batter	1	2	3	4	5	6	7	8	9	AB	R	H	RBI	BB	SO	LOB
--------	---	---	---	---	---	---	---	---	---	----	---	---	-----	----	----	-----

Bobby Bonds, R OBP: 0.375, SLG: 0.479 (1, 9) X	0-0 G3 ①		0-3 K ③			0-0 5-3 ①		0-0 F4 ①		4	0	0	0	0	1	0
Al Gallagher, R OBP: 0.361, SLG: 0.427 (1, 5) S S S	0-3 K ②			0-0 1-3 ①		0-0 1B ②		0-0 F8 ②		4	0	1	0	0	1	0
Willie Mays, R OBP: 0.372, SLG: 0.550 (1, 8) S S S	0-3 K ③			0-0 F3 1B 1B		0-0 F8 ②		0-0 HR		4	1	2	1	0	1	1
Willie McCovey, L OBP: 0.425, SLG: 0.593 (1, 3) X		0-0 4-3 ①		0-0 1-2 1B		0-0 F9 ③		0-0 4-3 ③		4	0	1	0	0	0	1
Ken Henderson, S OBP: 0.427, SLG: 0.494 (1, 7) X		0-0 5-3 1B		0-0 F3 ②		0-0 1-3 ①		0-0 5-3 ①		4	0	1	0	0	0	2
Dick Dietz, R OBP: 0.433, SLG: 0.619 (1, 2) X		0-0 5-3 1-2		0-0 F3 ③		0-0 1B 2B		0-3 K ②		4	0	1	0	0	1	3
Tito Fuentes, S OBP: 0.276, SLG: 0.318 (1, 4) S S S		0-3 K ③		0-3 K ①		0-0 5-3 ②		0-3 K ③		4	0	0	0	0	3	2
Hal Lanier, R OBP: 0.277, SLG: 0.331 (1, 6) X			0-0 2-3 ①		0-3 K ②		0-0 2-3 1B ③			3	0	1	0	0	1	0
Skip Pitlock, L (1, 1) S S S			0-3 K ②		0-3 K ③		0-0 1-3 ③			2	0	0	0	0	2	0
Don McMahon, R (6, 1) S S S										0	0	0	0	0	0	0
Jim Davenport, R OBP: 0.372, SLG: 0.286 (7, PH)										1	0	0	0	0	0	2
Mike Davison, L (8, 1) S S S										0	0	0	0	0	0	0

Inning Stats	R: 0	H: 0	E: 0	K: 2	S: 7	R: 0	H: 1	E: 0	K: 1	S: 6	R: 0	H: 0	E: 0	K: 2	S: 7	R: 0	H: 2	E: 0	K: 0	S: 5	R: 0	H: 0	E: 0	K: 3	S: 9	R: 0	H: 1	E: 0	K: 0	S: 4	R: 0	H: 2	E: 0	K: 0	S: 5	R: 1	H: 1	E: 0	K: 0	S: 4	R: 0	H: 0	E: 0	K: 2	S: 7	R: 0	H: 0	E: 0	K: 2	S: 7	1B: 5	SF: 0	2B: 1	SAC: 0	3B: 0	DP: 0	HR: 1	HBP: 0	WP: 0	PA: 34
--------------	------	------	------	------	------	------	------	------	------	------	------	------	------	------	------	------	------	------	------	------	------	------	------	------	------	------	------	------	------	------	------	------	------	------	------	------	------	------	------	------	------	------	------	------	------	------	------	------	------	------	-------	-------	-------	--------	-------	-------	-------	--------	-------	--------

PITCHER	IP	WLS	BF	H	R	ER	SO	BB	IBB	HBP	BLK	WP	HR	S	P	ERA	WHIP
Ken Holtzman, L ERA: 3.41 (1, 1)	9.0	W	34	7	1	1	10	0	0	0	0	0	1	54	54	1.00	0.778

BOTTOM

Chicago Cubs @ San Francisco Giants
Candlestick Park, San Francisco, CA

livebaseballscorecards.com

AB	34
R	1
H	7
RBI	1
BB	0
SO	10
LOB	11



WP	HR	S	P	ERA	WHIP
0	1	10	34	1.00	0.778

Wed Jun 17 1970, 6:33 AM EDT
Att. 5,859 - Cloudy - 65 F

Batter	1	2	3	4	5	6	7	8	9	AB R H RBI BB SO LOB	TOP		
Paul Popovich, S OBP: 0.324, SLG: 0.412 (1, 6) X	0-0 G6-4-3 1B		0-0 P8	0-0 P4-3		0-0 F2		0-0 P4-3		5 0 1 0 0 0 4			
Johnny Callison, L OBP: 0.362, SLG: 0.438 (1, 9) X	0-0 G6-4-3 1B		0-0 3-1		4-0 S 1B BB	0-0 SF8		0-3 K	3 1 1 1 1 1 0				
Billy Williams, L OBP: 0.363, SLG: 0.571 (1, 7) X	0-0 G6-4-3 1-2f 2-3		0-0 HR		0-0 S 1B	0-3 K		0-0 F5	5 1 2 1 0 1 3				
Jim Hickman, R OBP: 0.450, SLG: 0.701 (1, 8) B Cleo James, R OBP: 0.278, SLG: 0.325 (7, 8) B	4-0 BB BB		4-0 HR BB		0-3 K		0-0 6-3	4-0 2B BB	2 1 0 0 2 1 2 0 1 0 0 1 0 0				
Ron Santo, R OBP: 0.327, SLG: 0.407 (1, 5) B	4-0 1-2 BB		0-0 1-H HR		4-0 FC6 BB	0-3 K		0-0 1-H 2B	3 1 2 3 2 1 0				
14 Ernie Banks, R OBP: 0.301, SLG: 0.469 (1, 3) X	0-0 F3		0-0 F2		0-3 K	0-3 K		0-0 6-3	5 0 0 0 0 2 6				
Jack Hiatt, R OBP: 0.411, SLG: 0.368 (1, 2) X		0-0 G6-4-3 1B		0-0 SH2-3 2B	0-0 FC6		0-3 K		4 0 2 0 0 1 2				
Phil Gagliano, R OBP: 0.250, SLG: 0.182 (1, 4) X		0-0 G6-4-3 1-2f		0-0 SH2-3 2-3		4-0 SH SF8 BB		0-0 6-3	2 1 0 0 1 0 1				
Fergie Jenkins, R OBP: 0.071, SLG: 0.075 (1, 1) X		0-0 6-3		0-3 K		0-0 SH 1-3		0-0 1B	3 0 1 0 0 1 1				
Inning Stats	R: 0 E: 0 K: 0 S: 4 H: 2 LOB: 3 BB: 2 P: 12	R: 0 E: 0 K: 0 S: 3 H: 1 LOB: 0 BB: 0 P: 3	R: 3 E: 0 K: 0 S: 5 H: 2 LOB: 0 BB: 1 P: 9	R: 0 E: 0 K: 1 S: 6 H: 1 LOB: 1 BB: 0 P: 6	R: 1 E: 0 K: 2 S: 8 H: 1 LOB: 2 BB: 2 P: 16	R: 1 E: 1 K: 1 S: 6 H: 0 LOB: 1 BB: 1 P: 10	R: 0 E: 0 K: 2 S: 7 H: 0 LOB: 0 BB: 0 P: 7	R: 0 E: 0 K: 1 S: 6 H: 1 LOB: 1 BB: 0 P: 6	R: 1 E: 0 K: 1 S: 6 H: 1 LOB: 1 BB: 1 P: 10	1B: 5 2B: 2 3B: 0 HR: 2 SF: 1 SAC: 2 DP: 2 HBP: 0	WP: 0 PB: 0 SB: 3 CS: 0 PA: 42		
PITCHER	IP WLS BF H R ER SO BB IBB HBP BLK WP HR S P ERA WHIP											PITCHER	IP WLS BF H R ER SO BB IBB HBP BLK WP HR S P ERA WHIP
Rich Robertson, R ERA: 4.86 (1, 1)	3.0 L 15 5 3 3 0 3 3 0 0 0 0 2 12 24 9.00 2.667												
Jerry Johnson, R ERA: 5.54 (4, 1)	1.0 6 2 1 0 1 1 1 0 0 0 0 0 7 11 0.00 3.000												
Frank Reberger, R ERA: 7.84 (5, 1)	1.0 6 0 1 0 2 2 2 0 0 0 0 0 8 16 0.00 2.000												
Mike McCormick, L ERA: 5.6 (6, 1)	2.0 6 0 0 0 3 0 0 0 0 0 0 0 12 12 0.00 0.000												
Don McMahon, R ERA: 5.04 (8, 1)	2.0 9 2 1 1 2 1 0 0 0 0 0 0 12 16 4.50 1.500												

Chicago Cubs @ San Francisco Giants
Candlestick Park, San Francisco, CA

Thu Jun 18 1970, 6:33 AM EDT
Att. 6,340 - Sunny - 74 F

livebaseballscorecards.com

AB 32
R 6
H 9
RBI 5
BB 7
SO 8
LOB 19



Batter	1	2	3	4	5	6	7	8	9	AB	R	H	RBI	BB	SO	LOB
Bobby Bonds, R OBP: 0.377, SLG: 0.480 (1, 9)	0-0 5-3 ①		0-0 1B		0-0 P6-4-3 1B			0-3 K ①		4	0	2	0	0	1	0
Al Gallagher, R OBP: 0.349, SLG: 0.412 (1, 5)	0-3 K ②		0-3 K ③		0-0 P6-4-3 1-2f 2-3			0-0 P6-3 ②		4	0	0	0	0	2	3
Willie Mays, R OBP: 0.370, SLG: 0.544 (1, 8)	0-0 F5 ③			0-0 1B 1B	0-3 K ③			0-0 P6 ③		4	0	1	0	0	1	1
Willie McCovey, L OBP: 0.422, SLG: 0.586 (1, 3)		0-0 FC3-6 1B ①		0-0 F3 ①		0-0 1-3 ①		0-0 4-3 ①		4	0	1	0	0	0	1
Ken Henderson, S OBP: 0.425, SLG: 0.490 (1, 7)		0-0 FC3-6 1-2f ①		0-0 FC5 BB 1B ①		0-0 F5 ②		0-0 5-3 ②		4	0	1	0	0	0	1
Dick Dietz, R OBP: 0.430, SLG: 0.609 (1, 2)		0-3 K 1-2 ②		4-0 BB 1-2 BB ②		0-0 1-3 ③		0-0 P6-3 ③		3	0	0	0	1	1	1
Tito Fuentes, S OBP: 0.273, SLG: 0.314 (8, 1)		0-0 5-3 ③		0-3 K ②		0-3 K2-3 ①		0-3 K2-3 ①		2	0	0	0	0	1	4
Hal Lanier, R OBP: 0.278, SLG: 0.331 (1, 6)			0-0 P6 ①	0-0 FC5 2-3f ③		0-0 G5-4-3 1B ②		0-0 G5-4-3 1B ③		3	0	1	0	0	0	3
Rich Robertson, R OBP: 0.031, SLG: 0.063 Don Mason, L OBP: 0.222, SLG: 0.125 Jerry Johnson, R OBP: 0.367, SLG: 0.429 Frank Reberger, L OBP: 0.288, SLG: 0.429 Ron Hunt, R OBP: 0.367, SLG: 0.360 Mike McCormick, L OBP: 0.230, SLG: 0.211 Bob Taylor, L OBP: 0.333, SLG: 0.283			0-3 K ②		0-0 P6-4-3 1B 1B		0-0 G5-4-3 1B 1-2f			0	0	0	0	0	0	0

BOTTOM

Chicago Cubs @ San Francisco Giants
Candlestick Park, San Francisco, CA
Thu Jun 18 1970, 6:33 AM EDT
Att. 6,340 - Sunny - 74 F

livebaseballscorecards.com

AB	32
R	0
H	7
RBI	0
BB	1
SO	8
LOB	15



Inning Stats	R: 0	H: 0	E: 0	K: 1	S: 5	P: 5	R: 0	H: 1	E: 0	K: 1	S: 6	R: 0	H: 1	E: 0	K: 2	S: 8	R: 0	H: 2	E: 0	K: 1	S: 7	R: 0	H: 2	E: 0	K: 1	S: 6	R: 0	H: 0	E: 0	K: 0	S: 3	R: 0	H: 1	E: 0	K: 1	S: 5	R: 0	H: 0	E: 0	K: 1	S: 5	R: 0	H: 0	E: 0	K: 0	S: 3	1B: 7	2B: 0	3B: 0	HR: 0	SF: 0	SAC: 0	DP: 2	HBP: 0	WP: 0	PB: 0	SB: 1	CS: 0	PA: 33
PITCHER Fergie Jenkins, R ERA: 4.34 (1, 1)	IP	WLS	BF	H	R	ER	SO	BB	IBB	HBP	BLK	WP	HR	S	P	ERA	WHIP	IP	WLS	BF	H	R	ER	SO	BB	IBB	HBP	BLK	WP	HR	S	P	ERA	WHIP	IP	WLS	BF	H	R	ER	SO	BB	IBB	HBP	BLK	WP	HR	S	P	ERA	WHIP								

Batter	1	2	3	4	5	6	7	8	9	AB R H RBI BB SO LOB	TOP																
Bobby Bonds, R (1, 9) OBP: 0.375, SLG: 0.476	0-3 K		0-3 K		0-0 E9 SF9 1B		0-0 F9			4 1 1 1 0 2 0																	
Ron Hunt, R (1, 4) OBP: 0.385, SLG: 0.356	4-0 F9 WP BB		0-0 6-3		0-0 SF9			0-0 F9		2 0 0 1 1 0 0																	
Willie Mays, R (1, 8) OBP: 0.372, SLG: 0.538	0-0 F9			4-0 G4-5-3 BB	4-0 BB			0-0 E5 G3-1		2 0 0 0 2 0 1																	
Willie McCovey, L (1, 3) OBP: 0.420, SLG: 0.577	4-0 IBB			0-0 G4-5-3 1-2f	0-0 4-3			0-0 G3-1 1-2f		3 0 0 0 1 0 3																	
Dick Dietz, R (1, 2) OBP: 0.431, SLG: 0.610	0-3 K			4-0 BB		0-0 4-3 FC7-2 2B			0-3 K	3 0 1 0 1 2 2																	
Ken Henderson, S (1, 7) OBP: 0.422, SLG: 0.486		0-0 4-3		0-0 F7		0-0 4-3			0-0 FC3-6 BB 1B	4 0 1 0 0 0 2																	
Al Gallagher, R (1, 5) OBP: 0.346, SLG: 0.402		0-0 1-3			0-0 F9	0-0 FC7-2			4-0 FC3-6 BB 1-2	3 0 0 0 1 0 1																	
Hal Lanier, R (1, 6) OBP: 0.279, SLG: 0.331		0-3 K			0-0 1B 1B		0-0 F8		0-0 FC3-6 1-2f 2-3	3 1 1 0 0 1 0 1 0 0 0 0 0 2 0 0 0 0 0 0 0																	
John Stephenson, L (9, PH) Don Mason, L (9, PR) OBP: 0.222, SLG: 0.125																											
Juan Marichal, R (1, 1) OBP: 0.107, SLG: 0.038			0-0 1-3		0-0 1B E 1B		0-3 K		0-0 6-3	3 1 1 0 0 1 0 1 0 0 0 0 0 2																	
Jim Davenport, R (9, PH) OBP: 0.364, SLG: 0.278																											
Inning Stats	R: 0 E: 0 K: 2 S: 7	H: 0 LOB: 2 BB: 2 P: 15	R: 0 E: 0 K: 1 S: 5	H: 0 LOB: 0 BB: 0 P: 5	R: 0 E: 0 K: 1 S: 5	H: 0 LOB: 0 BB: 0 P: 5	R: 0 E: 0 K: 0 S: 2	H: 0 LOB: 1 BB: 2 P: 10	R: 3 E: 1 K: 0 S: 6	H: 3 LOB: 1 BB: 1 P: 10	R: 0 E: 0 K: 0 S: 3	H: 1 LOB: 0 BB: 0 P: 3	R: 0 E: 0 K: 1 S: 5	H: 0 LOB: 0 BB: 0 P: 5	R: 0 E: 1 K: 0 S: 3	H: 0 LOB: 0 BB: 0 P: 3	R: 0 E: 0 K: 1 S: 6	H: 1 LOB: 2 BB: 1 P: 10	1B: 4 2B: 2 3B: 0 HR: 0	SF: 1 SAC: 0 DP: 3 HBP: 0	WP: 1 PB: 0 SB: 0 CS: 0	PA: 36					
PITCHER	IP WLS BF H R ER SO BB IBB HBP BLK WP HR S P ERA WHIP																										
Al Santorini, R (1, 1) ERA: 4.47	6.0		25	4	3	2	4	4	1	0	0	1	0	28	48	3.00	1.333										
Ron Herbel, R (7, 1) ERA: 3.64	1.0	W	3	0	0	0	1	0	0	0	0	0	0	5	5	0.00	0.000										
Ron Willis, R (8, 1) ERA:	2.0	S	8	1	0	0	1	1	0	0	0	0	0	9	13	0.00	1.000										

San Francisco Giants @ San Diego Padres
San Diego Stadium, San Diego, CA
Fri Jun 19 1970, 10:05 PM EDT
Att: 16,061 - Unknown

AB	29
R	3
H	5
RBI	2
BB	6
SO	6
LOB	13



Batter	1	2	3	4	5	6	7	8	9	AB R H RBI BB SO LOB	BOTTOM	
Dave Campbell, R OBP: 0.304, SLG: 0.329 (1, 4) BB	4-0 E 1B BB		0-0 F7 6-3 2B		0-0 F9		0-0 F3			3 2 1 0 1 0 1	San Francisco Giants @ San Diego Padres San Diego Stadium, San Diego, CA Fri Jun 19 1970, 10:05 PM EDT Att. 16,061 - Unknown livebaseballscorecards.com	
Ron Slocum, R OBP: 0.267, SLG: 0.393 (1, 5) X	0-0 E5 FC5 1B 1-2		0-0 F7 2-3		0-0 6-3		0-0 3-H 1B			4 0 1 1 0 0 2		
Cito Gaston, R OBP: 0.362, SLG: 0.543 (1, 8) X	0-0 FC6-4 FC5 1B 1-2 2-H		0-0 6-3 3-H		0-0 6-3		0-3 K			4 0 1 2 0 1 2		
Nate Colbert, R OBP: 0.326, SLG: 0.523 (1, 3) X	0-0 FC5 FC6-4 1-2 2-3f		0-0 1-3		0-0 6-3		0-0 6-3			4 0 0 0 0 0 2		
Ollie Brown, R OBP: 0.330, SLG: 0.446 (1, 9) X	0-0 FC6-4 1-2f 2-3		0-0 6-3		0-0 F6		0-0 FC6-4 1B			4 0 1 0 0 0 2		
Ivan Murrell, R OBP: 0.306, SLG: 0.438 (1, 7) X	0-0 F6		0-0 S 1B		0-0 S 1B		0-0 1B FC1-2 1B 1-2f			4 1 2 0 0 0 3		
Chris Cannizzaro, R OBP: 0.376, SLG: 0.464 (1, 2) 0-0 S		0-3 K	0-0 G4-6-3 1B 1-H		0-0 G4-6-3		0-0 1B FC1-2 1B 1-3			3 1 2 1 1 1 0		
Tommy Dean, R OBP: 0.330, SLG: 0.356 (1, 6) Ray Webster, L OBP: 0.262, SLG: 0.217 (7, PH) Ron Willis, R (8, 1)		0-0 F7	0-0 G4-6-3 1-2f		0-0 G4-6-3		0-0 FC1-2 1B E 1-2 3-H			2 0 0 0 0 0 1 1 1 0 0 0 0 2 1 0 0 0 0 0 2		
Al Santorini, R (1, 1) Ron Herbel, R (7, 1) Al Ferrara, R OBP: 0.379, SLG: 0.463 (7, PH) Jose Arcia, R OBP: 0.241, SLG: 0.302 (7, PR) (8, 6)		0-0 6-3			0-0 1-3		0-0 E9 1B 1B 1-H 2-H			2 0 0 0 0 0 0 0 0 0 0 0 0 0 1 0 1 1 0 0 0 0 1 0 0 0 0 0		
Inning Stats	R: 1 H: 1 E: 1 LOB: 2 K: 0 BB: 1 S: 5 P: 9	R: 0 H: 0 E: 0 LOB: 0 K: 1 BB: 0 S: 5 P: 5	R: 1 H: 1 E: 0 LOB: 0 K: 0 BB: 0 S: 4 P: 4	R: 1 H: 2 E: 0 LOB: 0 K: 0 BB: 0 S: 4 P: 4	R: 0 H: 0 E: 0 LOB: 0 K: 0 BB: 0 S: 3 P: 3	R: 0 H: 0 E: 0 LOB: 0 K: 0 BB: 0 S: 3 P: 3	R: 3 H: 4 E: 1 LOB: 2 K: 1 BB: 0 S: 9 P: 9	R: 0 H: 1 E: 0 LOB: 2 K: 0 BB: 1 S: 4 P: 8		1B: 8 SF: 0 2B: 1 SAC: 0 3B: 0 DP: 1 HR: 0 HBP: 0		WP: 0 PA: 35 PB: 0 SB: 2 CS: 0
PITCHER Juan Marichal, R ERA: 5.56 (1, 1)	IP WLS BF H R ER SO BB IBB HBP BLK WP HR S P ERA WHIP	8.0 L 35 9 6 4 2 2 0 0 0 0 0 37 45 4.50 1.375										

San Francisco Giants @ San Diego Padres
 San Diego Stadium, San Diego, CA
 Fri Jun 19 1970, 10:05 PM EDT
 Att. 16,061 - Unknown

AB 33
R 6
H 9
RBI 5
BB 2
SO 2
LOB 17



Batter	1	2	3	4	5	6	7	8	9	AB	R	H	RBI	BB	SO	LOB	TOP										
Bobby Bonds, R OBP: 0.379, SLG: 0.488 (1, 9) X	0-0 HR		0-0 4-3			0-0 3B 1B	4-0 WP 2B BB	0-3 K		4	3	2	1	1	1	0											
Ron Hunt, R OBP: 0.385, SLG: 0.357 (1, 4) X	0-0 F7			0-0 BB 1B		0-3 K	0-0 WP 2B 1B	0-0 F7		5	1	2	1	0	1	1											
Willie Mays, R OBP: 0.377, SLG: 0.547 (1, 8) X	0-0 F7			0-0 F9		0-0 3-1 3B	4-0 2B 4-3 BB	0-0 BB 1B		4	2	2	1	1	0	1											
Willie McCovey, L OBP: 0.427, SLG: 0.581 (1, 3) X	0-0 G3			4-0 G4-6-3 BB		4-0 3-1 IBB	0-0 4-3 2B	4-0 BB		2	0	1	2	3	0	0											
Dick Dietz, R OBP: 0.426, SLG: 0.598 (1, 2) X		0-3 K		0-0 G4-6-3		4-0 3-1 BB	0-0 F3	0-0 1-3		4	0	0	0	1	1	6											
Ken Henderson, S OBP: 0.422, SLG: 0.482 (1, 7) X		0-0 F5			0-0 F3	0-0 3-1	4-0 4-3 IBB		0-0 S 1B	4	0	1	1	1	0	2											
Al Gallagher, R OBP: 0.341, SLG: 0.388 (1, 5) X		0-0 6-3			0-0 F5	4-0 FC6-4 IBB	0-0 4-3		0-0 F3	4	0	0	1	1	0	3											
Hal Lanier, R OBP: 0.282, SLG: 0.329 (1, 6) X			0-0 F9		0-0 1B	0-0 FC6-4	4-0 BB		0-0 F4	4	0	1	0	1	0	4											
Gaylord Perry, R OBP: 0.111, SLG: 0.130 (1, 1) X			0-3 K		0-3 K		0-0 BB 1B		0-3 K	5	1	1	0	0	4	5											
Inning Stats	R: 1 E: 0 K: 0 S: 4	H: 1 LOB: 0 BB: 0 P: 4	R: 0 E: 0 K: 1 S: 5	H: 0 LOB: 0 BB: 0 P: 5	R: 0 E: 0 K: 1 S: 5	H: 0 LOB: 0 BB: 0 P: 5	R: 0 E: 0 K: 0 S: 3	H: 1 LOB: 1 BB: 1 P: 7	R: 0 E: 0 K: 1 S: 6	H: 1 LOB: 1 BB: 0 P: 6	R: 2 E: 0 K: 1 S: 7	H: 2 LOB: 3 BB: 3 P: 19	R: 4 E: 0 K: 1 S: 8	H: 3 LOB: 3 BB: 4 P: 24	R: 0 E: 0 K: 1 S: 6	H: 1 LOB: 2 BB: 1 P: 10	R: 0 E: 0 K: 1 S: 6	H: 1 LOB: 1 BB: 0 P: 6	1B: 7 2B: 1 3B: 1 HR: 1	SF: 0 SAC: 0 DP: 1 HBP: 0	WP: 1 PB: 0 SB: 2 CS: 0	PA: 45					
PITCHER	IP	WLS	BF	H	R	ER	SO	BB	IBB	HBP	BLK	WP	HR	S	P	ERA	WHIP										
Clay Kirby, R ERA: 5.47 (1, 1)	6.0	L	28	6	5	5	4	3	2	0	0	0	1	31	51	7.50	1.500										
Roberto Rodriguez, R ERA: 5.02 (7, 1)	0.0		3	2	1	1	0	1	0	0	0	1	0	2	6	∞	∞										
Gary Ross, R ERA: 6.28 (7, 1)	2.0		10	1	1	1	2	2	1	0	0	0	0	11	23	4.50	1.500										
Danny Coombs, L ERA: 2.16 (9, 1)	1.0		4	1	0	0	1	0	0	0	0	0	0	6	6	0.00	1.000										

San Francisco Giants @ San Diego Padres
San Diego Stadium, San Diego, CA
Sat Jun 20 1970, 10:05 PM EDT
Att. 13,977 - Unknown

AB	36
R	7
H	10
RBI	7
BB	9
SO	7
LOB	22



WP: 1	PA: 45
-------	--------

Batter	1	2	3	4	5	6	7	8	9	AB	R	H	RBI	BB	SO	LOB
Dave Campbell, R OBP: 0.306, SLG: 0.335 (1, 4)	0-3 K			0-0 1B 2B		0-3 K		0-0 HBP 1B	0-0 FC6-4	5	1	2	0	0	2	3
Ron Slocum, R OBP: 0.235, SLG: 0.344 (1, 5)	0-0 F8			0-0 6-3		0-0 5-3		0-3 K		4	0	0	0	0	1	2
Cito Gaston, R OBP: 0.384, SLG: 0.541 (1, 8)	0-0 4-3			0-0 2-H 1B		0-3 K		1-0 1-2 HBP		3	0	1	1	0	1	0
Nate Colbert, R OBP: 0.325, SLG: 0.518 (1, 3)		0-0 F8		0-3 K		0-0 2B 1B		0-3 K		4	0	1	0	0	2	3
Ollie Brown, R OBP: 0.329, SLG: 0.447 (1, 9)		0-0 4-3		0-0 1-3		0-0 1-3 2B		0-3 K		4	0	1	0	0	1	1
Ivan Murrell, R OBP: 0.299, SLG: 0.428 (1, 7)		0-3 K		0-0 F9		0-3 K		0-3 K		4	0	0	0	0	3	2
Bob Barton, R OBP: 0.326, SLG: 0.357 (1, 2)			0-0 F4	0-3 K		0-3 K		0-3 K		3	0	0	0	1	2	2
Tommy Dean, R OBP: 0.336, SLG: 0.362 (1, 6)			0-0 3-1	0-0 1B		0-3 K		0-0 1B 1B		4	0	2	0	0	1	2
Clay Kirby, R OBP: 0.192, SLG: 0.180 Roberto Rodríguez, R OBP: 0.600, SLG: 0.600 Gary Ross, R OBP: 0.087, SLG: 0.091 Larry Stahl, L OBP: 0.362, SLG: 0.466 Danny Coombs, R OBP: 0.241, SLG: 0.302 (1, 1) (7, 1) (8, PH) (9, PH) (9, PH) (9, PR)			0-3 K	0-0 6-3		0-0 6-3		0-0 6-3	0-0 FC6-4 1B	2	0	0	0	0	1	1

Inning Stats	R: 0	H: 0	E: 0	K: 1	S: 5	R: 0	H: 0	E: 0	K: 1	S: 5	R: 0	H: 0	E: 0	K: 1	S: 5	R: 1	H: 2	E: 0	K: 1	S: 7	R: 0	H: 1	E: 0	K: 1	S: 6	R: 0	H: 0	E: 0	K: 2	S: 7	R: 0	H: 2	E: 0	K: 3	S: 11	R: 0	H: 1	E: 0	K: 2	S: 8	R: 0	H: 2	E: 0	K: 2	S: 9	R: 0	H: 2	E: 0	K: 2	S: 9	1B: 6	SF: 0	2B: 2	3B: 0	HR: 0	SAC: 0	DP: 0	HBP: 1	WP: 0	PA: 37
--------------	------	------	------	------	------	------	------	------	------	------	------	------	------	------	------	------	------	------	------	------	------	------	------	------	------	------	------	------	------	------	------	------	------	------	-------	------	------	------	------	------	------	------	------	------	------	------	------	------	------	------	-------	-------	-------	-------	-------	--------	-------	--------	-------	--------

PITCHER	IP	WLS	BF	H	R	ER	SO	BB	IBB	HBP	BLK	WP	HR	S	P	ERA	WHIP
Gaylord Perry, R ERA: 3.98 (1, 1)	9.0	W	37	8	1	1	14	1	0	1	0	0	0	63	68	1.00	1.000


BOTTOM

San Francisco Giants @ San Diego Padres
San Diego Stadium, San Diego, CA

Sat Jun 20 1970, 10:05 PM EDT
Att. 13,977 - Unknown

livebaseballscorecards.com

AB	35
R	1
H	8
RBI	1
BB	1
SO	14
LOB	16



Batter	1	2	3	4	5	6	7	8	9	AB R H RBI BB SO LOB	TOP											
Bobby Bonds, R (1, 9) OBP: 0.378, SLG: 0.485	0-0 F8		0-3 K		0-0 1B	0-3 K		0-0 E	0-0 5-3	6 1 2 1 0 2 5												
Ron Hunt, R (1, 4) OBP: 0.386, SLG: 0.355	0-0 4-3			0-0 1B SF8	0-0 6-3		0-0 5-3	1-3 E		4 2 1 0 0 0 2												
Willie Mays, R (1, 8) OBP: 0.378, SLG: 0.541	0-0 F9			0-0 1B		0-3 K	4-0 BB	0-0 E9		4 0 1 0 1 1 0												
Willie McCovey, L (1, 3) OBP: 0.430, SLG: 0.578		0-0 4-3		0-0 SF8		4-0 2B	4-0 BB	4-0 WP		1 1 0 1 3 0 0												
Dick Dietz, R (1, 2) OBP: 0.422, SLG: 0.587		0-3 K		0-0 F9		4-0 2B	0-3 K	0-3 K		4 1 0 0 1 3 5												
Ken Henderson, S (1, 7) OBP: 0.421, SLG: 0.488		0-0 3-1		0-0 F4		0-0 1B	0-0 G3			5 1 2 1 0 0 3												
Al Gallagher, R (1, 5) OBP: 0.350, SLG: 0.387			0-0 6-3		4-0 1B	4-0 1B		0-0 F8	0-0 5-3	3 0 1 0 2 0 1												
Hal Lanier, R (1, 6) OBP: 0.286, SLG: 0.337			0-0 6-3		0-0 F6	0-0 1B		0-0 1B	0-0 F3	5 1 2 1 0 0 3												
Skip Pitlock, L (1, 1) Bob Taylor, L (5, PH) Frank Reberger, L (5, 1) Frank Johnson, R (6, PH) Don McMahon, R (6, 1)			0-0 F6		0-0 F7	0-0 F1		0-0 1B	0-0 1B	1 0 0 0 0 0 1 1 0 0 0 0 0 1 0 0 0 0 0 0 0 1 0 0 0 0 0 3 2 0 2 1 0 0 0												
Inning Stats	R: 0 E: 0 K: 0 S: 3	H: 0 LOB: 0 BB: 0 P: 3	R: 0 E: 0 K: 1 S: 5	H: 0 LOB: 0 BB: 0 P: 5	R: 0 E: 0 K: 1 S: 6	H: 1 LOB: 1 BB: 0 P: 6	R: 1 E: 0 K: 0 S: 5	H: 2 LOB: 1 BB: 0 P: 5	R: 0 E: 0 K: 0 S: 4	H: 1 LOB: 2 BB: 1 P: 8	R: 2 E: 0 K: 2 S: 9	H: 2 LOB: 3 BB: 3 P: 21	R: 0 E: 0 K: 1 S: 5	H: 0 LOB: 2 BB: 2 P: 13	R: 3 E: 1 K: 1 S: 8	H: 3 LOB: 2 BB: 1 P: 13	R: 1 E: 0 K: 0 S: 5	H: 2 LOB: 1 BB: 0 P: 5	1B: 8 2B: 3 3B: 0 HR: 0	SF: 1 SAC: 0 DP: 0 HBP: 1	WP: 1 PB: 0 SB: 0 CS: 0	PA: 46
PITCHER	IP WLS BF H R ER SO BB IBB HBP BLK WP HR S P ERA WHIP																					
Pat Dobson, R (1, 1) ERA: 4.31	6.1 L 30 6 3 3 4 4 1 0 0 0 0 0 33 53 4.26 1.579																					
Ron Willis, R (7, 1) ERA:	0.2 3 0 0 0 1 1 0 0 0 0 0 0 4 8 0.00 1.500																					
Ron Herbel, R (8, 1) ERA: 3.8	2.0 13 5 4 2 1 1 0 1 0 1 0 0 13 18 9.00 3.000																					

San Francisco Giants @ San Diego Padres
San Diego Stadium, San Diego, CA
Sun Jun 21 1970, 6:33 AM EDT
Att. 14,756 - Unknown

AB	37
R	7
H	11
RBI	5
BB	7
SO	6
LOB	24



Batter	1	2	3	4	5	6	7	8	9	AB	R	H	RBI	BB	SO	LOB
Dave Campbell, R OBP: 0.305, SLG: 0.331 (1, 4)	0-0 5-3		0-0 F8	0-0 CS	4-0 6-3 SH3 BB		0-0 F3			3	0	0	0	1	0	0
Ron Slocum, R OBP: 0.270, SLG: 0.333 (1, 5)	1-0 E 1B HBP		4-0 1B BB		0-0 SH3			0-0 F7		1	0	0	0	1	0	0
Cito Gaston, R OBP: 0.385, SLG: 0.540 (1, 8)	0-0 1-2 E 1B		0-0 1-3 G6-4-3 1B		0-0 2-3 6-3			0-0 3-1		4	0	2	0	0	0	1
Nate Colbert, R OBP: 0.320, SLG: 0.510 (1, 3)	0-0 1-2 2-3 P3		0-0 1-2f G6-4-3		0-0 6-3			0-0 F3		4	0	0	0	0	0	5
Ollie Brown, R OBP: 0.328, SLG: 0.443 (1, 9)	0-0 6-3			0-0 E8 1B 1B		0-3 K			0-0 6-3	4	1	1	0	0	1	2
Ivan Murrell, R OBP: 0.293, SLG: 0.418 (1, 7)		0-0 F7		0-0 F4		0-3 K2-3			0-3 K	4	0	0	0	0	2	1
Chris Cannizzaro, R OBP: 0.385, SLG: 0.461 (1, 2)		4-0 BB		4-0 1B CS BB		0-0 5-3			4-0 BB	1	1	0	0	3	0	0
Tommy Dean, R OBP: 0.328, SLG: 0.352 (1, 6)		0-0 F9		0-3 K			0-0 F3		0-0 1-3	3	0	0	0	0	1	3
Al Ferrara, R OBP: 0.380, SLG: 0.463 (9, PH)										1	0	0	0	0	0	1
Pat Dobson, R OBP: 0.235, SLG: 0.161 (1, 1)		0-0 6-3		0-0 CS 1B			0-0 6-3			2	0	1	1	0	0	1
Ron Willis, R (7, 1)										0	0	0	0	0	0	0
Larry Stahl, L (7, PH)										1	0	0	0	0	0	0
Ron Herbel, R (8, 1)				1-3 2-H						0	0	0	0	0	0	0

Inning Stats	R: 0	H: 1	E: 1	K: 0	S: 4	R: 0	H: 0	E: 0	K: 0	S: 3	R: 0	H: 1	E: 0	K: 0	S: 3	R: 2	H: 2	E: 1	K: 1	S: 6	R: 0	H: 0	E: 0	K: 0	S: 3	R: 0	H: 0	E: 0	K: 2	S: 7	R: 0	H: 0	E: 0	K: 0	S: 3	R: 0	H: 0	E: 0	K: 1	S: 5	R: 0	H: 0	E: 0	K: 0	S: 3	R: 0	H: 0	E: 0	K: 1	S: 5	1B: 4	2B: 0	3B: 0	HR: 0	SF: 0	SAC: 1	DP: 1	HBP: 1	WP: 0	PB: 0	SB: 0	CS: 2	PA: 36
--------------	------	------	------	------	------	------	------	------	------	------	------	------	------	------	------	------	------	------	------	------	------	------	------	------	------	------	------	------	------	------	------	------	------	------	------	------	------	------	------	------	------	------	------	------	------	------	------	------	------	------	-------	-------	-------	-------	-------	--------	-------	--------	-------	-------	-------	-------	--------

PITCHER	IP	WLS	BF	H	R	ER	SO	BB	IBB	HBP	BLK	WP	HR	S	P	ERA	WHIP
Skip Pitlock, L ERA: 5.65 (1, 1)	4.0		18	4	2	2	1	3	0	1	0	0	0	16	29	4.50	1.750
Frank Reberger, R ERA: 7.65 (5, 1)	1.0	W	4	0	0	0	0	1	0	0	0	0	0	3	7	0.00	1.000
Don McMahon, R ERA: 4.46 (6, 1)	4.0	S	13	0	0	0	3	1	0	0	0	0	0	18	22	0.00	0.250

BOTTOM

San Francisco Giants @ San Diego Padres
San Diego Stadium, San Diego, CA
Sun Jun 21 1970, 6:33 AM EDT
Att. 14,756 - Unknown

livebaseballscorecards.com

AB	28
R	2
H	4
RBI	1
BB	5
SO	4
LOB	14



Batter	1	2	3	4	5	6	7	8	9	AB R H RBI BB SO LOB	TOP											
Bobby Bonds, R OBP: 0.384, SLG: 0.489 (1, 9) (9, 8)	0-0 5-3	0-0 WP 2-H 1B	0-0 1-H 1B 2B		0-0 F9		4-0 BB 2-3 BB		4-0 G5-4-3 BB	4 1 2 1 2 0 0												
Ron Hunt, R OBP: 0.380, SLG: 0.350 (1, 4) (9, 7)	0-0 F3	0-0 5-3 1-2	0-0 BB 1B			0-0 6-3	0-3 K		0-0 G5-4-3 1-2f	6 0 1 1 0 1 4												
Willie Mays, R OBP: 0.386, SLG: 0.572 Frank Johnson, R OBP: 0.340, SLG: 0.386 (1, 8) (9, 7)	0-0 HR		0-0 1B BB			0-0 F4		0-0 HR		3 3 2 2 2 0 0 0 0 0 0 0 0 0												
Willie McCovey, L OBP: 0.433, SLG: 0.582 (1, 3) (9, 9)	0-0 2B		0-0 1B BB			4-0 3B BB		0-0 F7		4 3 2 0 1 0 2												
Ken Henderson, S OBP: 0.421, SLG: 0.498 (1, 7) (9, 9)	0-0 2B		0-3 K	0-0 3-1		0-0 3B		0-0 F7		5 1 2 2 0 1 2												
Dick Dietz, R OBP: 0.425, SLG: 0.606 (1, 2) (9, 9)	0-0 2B		0-0 2B 1-2 BLK 1B	0-3 K		0-3 3B		0-0 HR		5 2 3 3 0 2 1												
Al Gallagher, R OBP: 0.359, SLG: 0.398 (1, 5) (9, 9)	0-3 K		0-0 BLK 1B 2B	0-0 6-3			0-0 WP 4-3 1B	4-0 CS BB		4 1 2 1 1 1 1												
Hal Lanier, R OBP: 0.289, SLG: 0.339 (1, 6) (9, 9)		0-0 SH1-4 1B	0-0 2B 1B		0-0 5-3		0-0 F7	0-0 CS 1-2	0-0 F6	5 1 2 1 0 0 1												
Rich Robertson, R OBP: 0.056, SLG: 0.167 (1, 1) (9, 9)		0-0 SH1-4	0-3 K		0-3 K		0-0 4-3		0-0 HR	4 1 1 1 0 2 2												
Inning Stats	R: 3 E: 0 K: 1 S: 9	H: 4 LOB: 1 BB: 0 P: 9	R: 0 E: 0 K: 0 S: 4	H: 2 LOB: 1 BB: 0 P: 4	R: 6 E: 1 K: 2 S: 13	H: 6 LOB: 2 BB: 2 P: 21	R: 0 E: 0 K: 1 S: 5	H: 0 LOB: 0 BB: 0 P: 5	R: 0 E: 0 K: 1 S: 5	H: 0 LOB: 0 BB: 0 P: 5	R: 1 E: 0 K: 1 S: 6	H: 1 LOB: 1 BB: 1 P: 10	R: 0 E: 0 K: 1 S: 6	H: 1 LOB: 2 BB: 1 P: 10	R: 2 E: 0 K: 0 S: 4	H: 2 LOB: 0 BB: 1 P: 8	R: 1 E: 0 K: 0 S: 3	H: 1 LOB: 0 BB: 1 P: 7	1B: 7 2B: 5 3B: 1 HR: 4	SF: 0 SAC: 1 DP: 1 HBP: 0	WP: 2 PB: 0 SB: 0 CS: 1	PA: 48
PITCHER	IP WLS BF H R ER SO BB IBB HBP BLK WP HR S P ERA WHIP																					
Don Gullett, L ERA: 3.63 (1, 1)	2.1 L 15 8 6 6 2 1 0 0 0 1 1 18 22 23.14 3.857																					
Pedro Borbon, R ERA: 10.0 (3, 1)	0.1 6 4 3 3 1 1 0 0 1 0 0 7 11 81.00 15.000																					
Tony Cloninger, R ERA: 7.03 (3, 1)	5.1 22 4 3 3 4 3 0 0 0 1 2 27 39 5.06 1.312																					
Ray Washburn, R ERA: 8.87 (9, 1)	1.0 4 1 1 1 0 1 0 0 0 0 1 3 7 9.00 2.000																					

San Francisco Giants @ Cincinnati Reds
Crosley Field, Cincinnati, OH
Mon Jun 22 1970, 7:05 PM EDT
Att. 17,034 - Unknown

AB	40
R	13
H	17
RBI	12
BB	6
SO	7
LOB	13



Batter	1	2	3	4	5	6	7	8	9	AB R H RBI BB SO LOB
Pete Rose, S OBP: 0.390, SLG: 0.487 (1, 8)	4-0 1B SF8 BB	0-0 F9		0-0 WP 1B			0-0 4-3		0-0 G3-6-1 1-2f	4 1 1 0 1 0 1
Woody Woodward, R OBP: 0.329, SLG: 0.309 (1, 4)	0-0 BB 1B 1-3	0-0 4-3		4-0 1-2 BB			0-0 5-3			3 1 1 0 1 0 0
Tony Perez, R OBP: 0.445, SLG: 0.702 (1, 5)	0-0 SF8 3-H	4-0 BB		0-3 K			0-0 HR			2 1 1 2 1 1 2
Johnny Bench, R OBP: 0.350, SLG: 0.668 (1, 9)	0-0 BB 1-2 3B 1B	0-0 F2		0-0 5-3			0-3 K			4 1 1 0 0 1 1
Lee May, R OBP: 0.310, SLG: 0.536 (1, 3)	0-0 F7		0-0 5-3				0-0 F9		0-0 F7	4 0 0 0 0 0 2
Bernie Carbo, L OBP: 0.474, SLG: 0.599 (1, 7)	4-0 BB 1-2 2-3 3B BB		4-0 G6-3 BB				0-0 F7		0-3 K	2 1 0 0 2 1 0 0 0 0 0 0 0 0
Ray Washburn, R (9, 1)										
Pat Corrales, R OBP: 0.276, SLG: 0.259 (1, 2)	4-0 1-2 2-3 3-H 3B BB		0-0 G6-3 1-2f				0-0 F9		0-3 K	3 1 0 1 1 1 1
Dave Concepcion, R OBP: 0.358, SLG: 0.370 (1, 6)	0-0 1-H 2-H 3-H K 3B			0-3 K			0-3 K		0-3 K	4 0 1 3 0 3 0
Don Gullett, R OBP: 0.667, SLG: 1.000 (1, 1)	0-3 K			0-3 K			0-3 K		0-0 G3-6-1 1B	1 0 0 0 0 1 1 0 0 0 0 0 0 0 2 0 0 0 0 2 0 1 0 1 0 0 0 0
Pedro Borbon, R (3, 1)										
Tony Cloninger, R OBP: 0.200, SLG: 0.200 (3, 1)										
Jimmy Stewart, S OBP: 0.245, SLG: 0.245 (9, 7)										

Inning Stats	R: 5	H: 3	LOB: 1	K: 1	S: 8	P: 20	R: 0	H: 0	LOB: 1	K: 0	S: 3	P: 7	R: 0	H: 0	LOB: 0	K: 0	S: 2	P: 6	R: 0	H: 1	LOB: 2	K: 3	S: 10	P: 14	R: 0	H: 0	LOB: 0	K: 0	S: 3	P: 3	R: 0	H: 0	LOB: 0	K: 2	S: 7	P: 7	R: 1	H: 1	LOB: 0	K: 1	S: 6	P: 6	R: 0	H: 0	LOB: 0	K: 2	S: 7	P: 7	R: 0	H: 1	LOB: 0	K: 1	S: 5	P: 5	1B: 4	2B: 0	3B: 1	HR: 1	SF: 1	SAC: 0	DP: 2	HBP: 0	WP: 1	PA: 37
PITCHER Rich Robertson, R ERA: 4.96 (1, 1)	IP	WLS	BF	H	R	ER	SO	BB	IBB	HBP	BLK	WP	HR	S	P	ERA	WHIP																			PITCHER	IP	WLS	BF	H	R	ER	SO	BB	IBB	HBP	BLK	WP	HR	S	P	ERA	WHIP											


BOTTOM

San Francisco Giants @ Cincinnati Reds
Crosley Field, Cincinnati, OH

Mon Jun 22 1970, 7:05 PM EDT
Att. 17,034 - Unknown

livebaseballscorecards.com

AB 30
R 6
H 6
RBI 6
BB 6
SO 10
LOB 8



San Francisco Giants @ Cincinnati Reds
 Crosley Field, Cincinnati, OH
 Tue Jun 23 1970, 7:05 PM EDT
 Att. 17,529 - Unknown

livebaseballscorecards.com

AB	32
R	3
H	7
RBI	2
BB	4
SO	8
LOB	13



WP:	0	PA:	36
PB:	0		
SB:	0		
CS:	1		

Batter	1	2	3	4	5	6	7	8	9	AB	R	H	RBI	BB	SO	LOB
Bobby Bonds, R OBP: 0.379, SLG: 0.481 (1, 9)	F8		K		G4-6-3		E4			4	0	0	0	0	1	3
Ron Hunt, R OBP: 0.378, SLG: 0.344 (1, 4)	F7			F8		CS BB	K			3	0	0	0	1	1	3
Willie Mays, R OBP: 0.384, SLG: 0.566 (1, 8)	K			HR 1B		1-2	K		F8	4	1	1	0	0	2	1
Willie McCovey, L OBP: 0.431, SLG: 0.590 (1, 3)		K		HR		G3		F8		4	1	1	2	0	1	0
Ken Henderson, S OBP: 0.419, SLG: 0.498 (1, 7)		K		F7			1B E 2B	K		4	1	1	0	0	2	0
Dick Dietz, R OBP: 0.430, SLG: 0.606 (1, 2)				FC6-4 BB 1B		FC5-4 1B	G5-4-3 1B	K		3	0	2	0	1	1	0
Al Gallagher, R OBP: 0.349, SLG: 0.386 (1, 5)				FC6-4 1-2f		FC5-4 1-2f	G5-4-3 1-2f	6-3		4	0	0	0	0	0	4
Hal Lanier, R OBP: 0.299, SLG: 0.345 (1, 6)			F5		G4-6-3 1B		E BB BB		1B	3	0	2	0	1	0	0
Mike McCormick, L OBP: 0.182, SLG: 0.190 (6, 1) Jerry Johnson, L (7, PH) John Stephenson, L (7, PR) Don Mason, L OBP: 0.222, SLG: 0.125 (7, 1) Frank Reberger, L OBP: 0.286, SLG: 0.429 (8, PH) Jim Davenport, R OBP: 0.356, SLG: 0.270			4-3		F7		E BB	F5		2	0	0	0	0	0	1

Inning Stats	R: 0	H: 0	E: 0	LOB: 0	K: 1	BB: 0	S: 5	P: 5	R: 0	H: 0	E: 0	LOB: 1	K: 2	BB: 1	S: 7	P: 11	R: 0	H: 0	E: 0	LOB: 0	K: 1	BB: 0	S: 5	P: 5	R: 2	H: 3	E: 0	LOB: 1	K: 0	BB: 0	S: 6	P: 6	R: 0	H: 1	E: 0	LOB: 0	K: 0	BB: 0	S: 3	P: 3	R: 0	H: 0	E: 0	LOB: 0	K: 1	BB: 1	S: 4	P: 8	R: 1	H: 2	E: 1	LOB: 3	K: 1	BB: 2	S: 7	P: 15	R: 0	H: 0	E: 0	LOB: 0	K: 1	BB: 0	S: 5	P: 5	R: 0	H: 1	E: 0	LOB: 1	K: 1	BB: 0	S: 6	P: 6	1B: 5	SF: 0	2B: 2	SAC: 0	3B: 0	DP: 3	HR: 1	HBP: 0	WP: 0	PA: 36
--------------	------	------	------	--------	------	-------	------	------	------	------	------	--------	------	-------	------	-------	------	------	------	--------	------	-------	------	------	------	------	------	--------	------	-------	------	------	------	------	------	--------	------	-------	------	------	------	------	------	--------	------	-------	------	------	------	------	------	--------	------	-------	------	-------	------	------	------	--------	------	-------	------	------	------	------	------	--------	------	-------	------	------	-------	-------	-------	--------	-------	-------	-------	--------	-------	--------

PITCHER	IP	WLS	BF	H	R	ER	SO	BB	IBB	HBP	BLK	WP	HR	S	P	ERA	WHIP
Gary Nolan, R ERA: 4.17 (1, 1)	6.2	W	27	6	3	2	5	4	0	0	0	0	1	33	49	2.70	1.500
Clay Carroll, R ERA: 2.82 (7, 1)	2.1	S	9	1	0	0	3	0	0	0	0	0	0	15	15	0.00	0.429

PITCHER	IP	WLS	BF	H	R	ER	SO	BB	IBB	HBP	BLK	WP	HR	S	P	ERA	WHIP
---------	----	-----	----	---	---	----	----	----	-----	-----	-----	----	----	---	---	-----	------

Batter	1	2	3	4	5	6	7	8	9	AB	R	H	RBI	BB	SO	LOB
Pete Rose, S OBP: 0.385, SLG: 0.480 (1, 8) (7, 7)	0-0 F9			0-0 F7	0-0 F7		0-0 F8			4	0	0	0	0	0	2
Tommy Helms, R OBP: 0.230, SLG: 0.247 (1, 4)	0-0 F8			0-0 HR 1B	0-0 F9		0-0 1-2 1B			4	1	2	0	0	0	1
Tony Perez, R OBP: 0.443, SLG: 0.707 (1, 5)	0-0 F8			0-0 1-H HR		0-3 K	0-0 6-3			4	1	1	2	0	1	2
Johnny Bench, R OBP: 0.349, SLG: 0.665 (1, 9)		0-0 4-3		0-0 WP 6-3 2B		0-0 F8		0-3 K		4	1	1	0	0	1	0
Lee May, R OBP: 0.309, SLG: 0.543 (1, 3)		0-0 6-3		0-0 6-3		0-0 HR		0-0 F6		4	1	1	2	0	0	0
Hal McRae, R OBP: 0.407, SLG: 0.707 Bobby Tolan, L OBP: 0.401, SLG: 0.498 (1, 7) (7, 8)		0-0 F9		0-0 HR		4-0 WP BB		4-0 CS BB		2	1	1	1	1	0	0
Dave Concepcion, R OBP: 0.352, SLG: 0.363 (1, 6)			0-0 6-3	0-0 6-3		0-0 5-3		0-0 CS		3	0	0	0	0	0	1
Pat Corrales, R OBP: 0.281, SLG: 0.241 (1, 2)			0-0 6-3		4-0 FC3-6 BB		0-0 F2			2	0	0	0	1	0	0
Gary Nolan, R OBP: 0.189, SLG: 0.091 Clay Carroll, R (1, 1) (7, 1)			0-0 6-3		0-0 FC3-6		4-0 1B BB			2	0	0	0	0	0	1

Inning Stats	R: 0	H: 0	E: 0	LOB: 0	K: 0	BB: 0	S: 3	P: 3	R: 0	H: 0	E: 0	LOB: 0	K: 0	BB: 0	S: 3	P: 3	R: 0	H: 0	E: 0	LOB: 0	K: 0	BB: 0	S: 3	P: 3	R: 4	H: 4	E: 0	LOB: 0	K: 0	BB: 0	S: 7	P: 7	R: 0	H: 0	E: 0	LOB: 1	K: 0	BB: 1	S: 3	P: 7	R: 1	H: 1	E: 0	LOB: 1	K: 1	BB: 1	S: 6	P: 10	R: 0	H: 1	E: 0	LOB: 2	K: 0	BB: 1	S: 4	P: 8	R: 0	H: 0	E: 0	LOB: 0	K: 1	BB: 1	S: 4	P: 8
--------------	------	------	------	--------	------	-------	------	------	------	------	------	--------	------	-------	------	------	------	------	------	--------	------	-------	------	------	------	------	------	--------	------	-------	------	------	------	------	------	--------	------	-------	------	------	------	------	------	--------	------	-------	------	-------	------	------	------	--------	------	-------	------	------	------	------	------	--------	------	-------	------	------

PITCHER	IP	WLS	BF	H	R	ER	SO	BB	IBB	HBP	BLK	WP	HR	S	P	ERA	WHIP
Mike McCormick, L ERA: 5.8 (1, 1)	5.2	L	24	5	5	5	1	2	0	0	0	1	3	24	32	7.94	1.235
Jerry Johnson, R ERA: 5.47 (6, 1)	0.1		1	0	0	0	0	0	0	0	0	1	0	1	1	0.00	0.000
Frank Reberger, R ERA: 7.31 (7, 1)	2.0		8	1	0	0	1	2	0	0	0	0	0	8	16	0.00	1.500


BOTTOM

San Francisco Giants @ Cincinnati Reds
Crosley Field, Cincinnati, OH

Tue Jun 23 1970, 7:05 PM EDT
Att. 17,529 - Unknown

AB	29
R	5
H	6
RBI	5
BB	4
SO	2
LOB	7

WP: 2 PA: 34
PB: 0
SB: 0
CS: 1



PITCHER	IP	WLS	BF	H	R	ER	SO	BB	IBB	HBP	BLK	WP	HR	S	P	ERA	WHIP
---------	----	-----	----	---	---	----	----	----	-----	-----	-----	----	----	---	---	-----	------

Batter	1	2	3	4	5	6	7	8	9	AB R H RBI BB SO LOB	TOP		
Bobby Bonds, R (1, 9) OBP: 0.379, SLG: 0.478	4-0 SH1-3 1B BB		x 0-0 E S 1B	x 0-0 L6-4			0-3 K		x 0-0 1-3	4 2 1 0 1 1 3			
Tito Fuentes, S (1, 4) OBP: 0.279, SLG: 0.320	0-0 SH1-3 1-2		x 0-0 F4 1-3	0-0 1-2 3-H 1B			0-0 L5-3 1B			3 0 2 1 0 0 1			
Willie Mays, R (1, 8) OBP: 0.386, SLG: 0.563	0-0 FC6-4 2-H 1B		4-0 1B BB	x 0-0 F7			0-0 L5-3 1-2			3 0 1 1 1 0 3			
Willie McCovey, L (1, 3) OBP: 0.428, SLG: 0.583	0-0 F6		x 0-0 1-2 3-H 1B		0-3 K			x 0-0 F7		4 0 1 1 0 1 1			
Ken Henderson, S (1, 7) OBP: 0.413, SLG: 0.491	0-0 FC6-4 1-2f		0-3 K		x 0-0 F7			x 0-0 E6 FC6-4		4 0 0 0 0 1 3			
Dick Dietz, R (1, 2) OBP: 0.431, SLG: 0.601		4-0 CS BB		4-0 2B 1B BB	x 0-0 F9			x 0-0 FC6-4 1-2f FC4		2 1 0 0 2 0 1			
Al Gallagher, R (1, 5) OBP: 0.346, SLG: 0.390		x 0-0 6-3 1-2		x 0-0 1B 1-3 1B 2B		x 0-0 6-3		x 0-0 FC4 1-2f		4 1 1 0 0 0 2			
Hal Lanier, R (1, 6) OBP: 0.298, SLG: 0.339		0-3 K		4-0 L6-4 1B BB		x 0-0 F6		x 0-0 6-3		3 0 0 0 1 1 0			
Juan Marichal, R (1, 1) OBP: 0.129, SLG: 0.069			x 0-0 F3	x 0-0 1B		0-3 K		x 0-0 6-3		3 0 1 1 0 1 0			
Don McMahon, R (8, 1) OBP: 0.571, SLG: 0.400				1-2 2-3 3-H 1B						0 0 0 0 0 0 0			
Bob Heise, R (8, 5) OBP: 0.263, SLG: 0.236										0 0 0 0 0 0 0			
Bob Taylor, L (9, PH) OBP: 0.321, SLG: 0.271										1 0 0 0 0 0 0			
Inning Stats	R: 1 E: 0 K: 0 S: 4 H: 1 LOB: 1 P: 8	R: 0 E: 0 K: 1 S: 4 H: 0 LOB: 0 P: 8	R: 1 E: 0 K: 1 S: 7 H: 2 LOB: 2 BB: 1 P: 11	R: 2 E: 0 K: 1 S: 5 H: 3 LOB: 2 BB: 2 P: 13	R: 0 E: 0 K: 1 S: 5 H: 0 LOB: 0 P: 5	R: 0 E: 0 K: 1 S: 5 H: 0 LOB: 0 P: 5	R: 0 E: 0 K: 1 S: 5 H: 1 LOB: 0 P: 5	R: 0 E: 1 K: 0 S: 4 H: 0 LOB: 1 P: 4	R: 0 E: 0 K: 0 S: 3 H: 0 LOB: 0 P: 3	1B: 6 2B: 3 3B: 0 HR: 0 SF: 0 SAC: 1 DP: 2 HBP: 0	WP: 0 PB: 0 SB: 1 CS: 1 PA: 37		
PITCHER	IP WLS BF H R ER SO BB IBB HBP BLK WP HR S P ERA WHIP											PITCHER	IP WLS BF H R ER SO BB IBB HBP BLK WP HR S P ERA WHIP
Jim McGlothlin, R (1, 1) ERA: 2.63	7.0 0 30 7 4 4 5 5 0 0 0 0 0 35 55 5.14 1.714												
Wayne Granger, R (8, 1) ERA: 2.37	2.0 W 7 0 0 0 0 0 0 0 0 0 0 0 7 7 0.00 0.000												

San Francisco Giants @ Cincinnati Reds
Crosley Field, Cincinnati, OH

AB	31
R	4
H	7
RBI	4
BB	5
SO	5
LOB	14



Wed Jun 24 1970, 7:05 PM EDT
Att: 28,027 - Unknown

livebaseballscorecards.com

Batter	1	2	3	4	5	6	7	8	9	AB R H RBI BB SO LOB
Pete Rose, S (1, 9) OBP: 0.386, SLG: 0.491	0-0 4-3	0-0 G3			0-0 1B 2B		0-0 3B			4 1 2 0 0 0 2
Bobby Tolan, L (1, 8) OBP: 0.402, SLG: 0.498	0-0 1-3		0-0 1B		0-0 FC5-4 1B		0-0 4-3			4 0 2 1 0 0 1
Tony Perez, R (1, 5) OBP: 0.437, SLG: 0.696	0-0 F4		0-3 1-2 K		0-0 FC5-4 FC6-4 2-3		0-0 3-1			4 0 0 0 0 1 3
Johnny Bench, R (1, 2) OBP: 0.354, SLG: 0.677		0-0 2B FC6-4 1B	0-0 1B		0-0 FC6-4 1-2f			0-0 HR		4 2 3 1 0 0 1
Lee May, R (1, 3) OBP: 0.312, SLG: 0.558		0-0 FC6-4 1-3 E 2B	0-0 F9		0-3 K			0-0 HR		4 2 2 1 0 1 1
Bernie Carbo, L (1, 7) OBP: 0.480, SLG: 0.604		4-0 BB FC6-4 BB		0-0 3-1		0-0 2B		1-0 CS HBP		2 0 1 0 1 0 0 0 0 0 0 0 0 0
Jimmy Stewart, S (8, PR) OBP: 0.245, SLG: 0.245										
Tommy Helms, R (1, 4) OBP: 0.226, SLG: 0.243		0-0 FC6-4 E 1-2f 2-3 3-H		0-0 F4		0-3 K		0-0 6-3 1-2		4 0 0 1 0 1 4
Woody Woodward, R (1, 6) OBP: 0.321, SLG: 0.300		0-0 E4		0-0 G3		0-0 L4-3		0-0 F9		2 0 0 1 0 0 1 1 0 0 0 0 0 1 1 0 0 0 0 0 1
Ty Cline, L (6, PH) OBP: 0.400, SLG: 0.250		1-3 3-H								
Darrel Chaney, S (7, 6) OBP: 0.235, SLG: 0.260										
Jim McGlothlin, R (1, 1) OBP: 0.256, SLG: 0.256		0-3 K			0-0 2-3		0-0 F8			2 0 0 0 0 1 2 1 0 0 0 0 0 0 0 0 0 0 0 0 0
Angel Bravo, L (7, PH) OBP: 0.359, SLG: 0.273										
Wayne Granger, R (8, 1)										

BOTTOM

San Francisco Giants @ Cincinnati Reds
Crosley Field, Cincinnati, OH
Wed Jun 24 1970, 7:05 PM EDT
Att. 28,027 - Unknown

livebaseballscorecards.com

AB	33
R	5
H	10
RBI	5
BB	1
SO	4
LOB	17



Inning Stats	R: 0 E: 0 K: 0 S: 3	H: 0 LOB: 0 BB: 0 P: 3	R: 2 E: 1 K: 1 S: 8	H: 2 LOB: 2 BB: 1 P: 12	R: 0 E: 0 K: 1 S: 6	H: 2 LOB: 1 BB: 0 P: 6	R: 0 E: 0 K: 0 S: 3	H: 0 LOB: 0 BB: 0 P: 3	R: 1 E: 0 K: 0 S: 5	H: 2 LOB: 1 BB: 0 P: 5	R: 0 E: 0 K: 2 S: 8	H: 1 LOB: 1 BB: 0 P: 8	R: 0 E: 0 K: 0 S: 4	H: 1 LOB: 1 BB: 0 P: 4	R: 2 E: 0 K: 0 S: 4	H: 2 LOB: 1 BB: 0 P: 5	1B: 4 2B: 3 3B: 1 HR: 2	SF: 0 SAC: 0 DP: 0 HBP: 1	WP: 0 PB: 0 SB: 0 CS: 1	PA: 35	
PITCHER	IP	WLS	BF	H	R	ER	SO	BB	IBB	HBP	BLK	WP	HR	S	P	ERA	WHIP				
Juan Marichal, R (1, 1) ERA: 5.63	7.0	L	32	10	5	5	4	1	0	0	0	0	2	39	43	6.43	1.571				
Don McMahon, R (8, 1) ERA: 4.33	1.0		3	0	0	0	0	0	0	1	0	0	0	2	3	0.00	0.000				

Batter	1	2	3	4	5	6	7	8	9	AB R H RBI BB SO LOB	TOP	
Sonny Jackson, L (1, 6) OBP: 0.382, SLG: 0.327	0-0 F6		0-0 F7			0-0 F4			0-0 1-3	4 0 0 0 0 0 0	Atlanta Braves @ San Francisco Giants Candlestick Park, San Francisco, CA Fri Jun 26 1970, 10:05 PM EDT Att. 7,790 - Unknown livebaseballscorecards.com AB 30 R 1 H 3 RBI 1 BB 0 SO 3 LOB 4	
Tony Gonzalez, L (1, 8) OBP: 0.309, SLG: 0.326	0-0 3-1			0-0 1B		0-0 F5			0-0 4-3	4 0 1 0 0 0 0		
Hank Aaron, R (1, 9) OBP: 0.387, SLG: 0.629	0-0 FC6 1B			0-0 F7		0-3 K			0-0 F6	4 0 1 0 0 1 1		
Rico Carty, R (1, 7) OBP: 0.465, SLG: 0.668	0-0 FC6 1-2f			0-3 K		0-0 1-3				3 0 0 0 0 1 2		
Orlando Cepeda, R (1, 3) OBP: 0.354, SLG: 0.494		0-0 F2		0-0 F7		0-0 4-3				3 0 0 0 0 0 1		
Bob Aspromonte, R (1, 5) OBP: 0.152, SLG: 0.125		0-0 4-3			0-0 6-3				0-0 3-1	3 0 0 0 0 0 0		
Gil Carrido, R (1, 4) OBP: 0.345, SLG: 0.371		0-0 5-3			0-0 6-3				0-0 4-3	3 0 0 0 0 0 0		
Bob Didier, S (1, 2) OBP: 0.221, SLG: 0.198 Rick Kester, R (8, 1)			0-0 F6		0-0 6-3				0-0 F2	3 0 0 0 0 0 0 0 0 0 0 0 0 0		
Ron Reed, R (1, 1) Hal King, L (8, 2) OBP: 0.424, SLG: 0.532			0-3 K2-3			0-0 4-3			0-0 HR	2 0 0 0 0 1 0 1 1 1 1 0 0 0		
Inning Stats	R: 0 H: 1 E: 0 LOB: 1 K: 0 BB: 0 S: 4 P: 4	R: 0 H: 0 E: 0 LOB: 0 K: 0 BB: 0 S: 3 P: 3	R: 0 H: 0 E: 0 LOB: 0 K: 1 BB: 0 S: 5 P: 5	R: 0 H: 1 E: 0 LOB: 1 K: 1 BB: 0 S: 6 P: 6	R: 0 H: 0 E: 0 LOB: 0 K: 0 BB: 0 S: 3 P: 3	R: 0 H: 0 E: 0 LOB: 0 K: 0 BB: 0 S: 3 P: 3	R: 0 H: 0 E: 0 LOB: 0 K: 1 BB: 0 S: 5 P: 5	R: 0 H: 0 E: 0 LOB: 0 K: 0 BB: 0 S: 3 P: 3	R: 1 H: 1 E: 0 LOB: 0 K: 0 BB: 0 S: 4 P: 4	1B: 2 SF: 0 2B: 0 SAC: 0 3B: 0 DP: 0 HR: 1 HBP: 0		WP: 0 PA: 30 PB: 0 SB: 0 CS: 0
PITCHER Gaylord Perry, R (1, 1) ERA: 3.81	IP WLS BF H R ER SO BB IBB HBP BLK WP HR S P ERA WHIP											PITCHER IP WLS BF H R ER SO BB IBB HBP BLK WP HR S P ERA WHIP

Batter	1	2	3	4	5	6	7	8	9	AB	R	H	RBI	BB	SO	LOB	BOTTOM				
Bobby Bonds, R OBP: 0.384, SLG: 0.491 (1, 9) X	0-0 HR		0-0 3B 1B	4-0 S BB		0-0 F9				3	2	2	1	1	0	0	Atlanta Braves @ San Francisco Giants Candlestick Park, San Francisco, CA Fri Jun 26 1970, 10:05 PM EDT Att. 7,790 - Unknown				
Bob Heise, R OBP: 0.263, SLG: 0.263 (1, 4) X	0-0 F3		0-0 1B 3B	0-0 F7 1-2			0-0 F9			4	1	1	1	0	0	1					
Willie Mays, R OBP: 0.388, SLG: 0.558 (1, 8) B B B	4-0 BB		0-3 K		4-0 1B BB		0-0 F9			2	0	0	0	2	1	1					
Willie McCovey, L OBP: 0.426, SLG: 0.577 (1, 3) X	0-0 F7		0-0 1B 1B		0-0 F4		0-0 F9			4	0	1	1	0	0	2					
Ken Henderson, S OBP: 0.415, SLG: 0.491 (1, 7) X	0-0 G1		0-0 F8		0-0 S 1B			0-0 2B 1B		4	1	2	0	0	0	2					
Dick Dietz, R OBP: 0.432, SLG: 0.599 (1, 2) X		0-0 FC6-4 1B	0-0 1B		0-0 L5			0-0 F3		4	0	2	0	0	0	3					
Al Gallagher, R OBP: 0.344, SLG: 0.393 (1, 5) X		0-0 F9	0-0 F9		0-0 F7 1-2			0-0 WP 1-H 2B		4	0	1	1	0	0	5					
Hal Lanier, R OBP: 0.292, SLG: 0.331 (1, 6) X		0-0 F7		0-0 F9		0-0 4-3		0-0 F5		4	0	0	0	0	0	2					
Gaylord Perry, R OBP: 0.103, SLG: 0.121 (1, 1) X		0-0 FC6-4 1-2f		0-3 K		0-3 K		0-3 K		4	0	0	0	0	3	2					
Inning Stats	R: 1 E: 0 K: 0 S: 4	H: 1 LOB: 1 BB: 1 P: 8	R: 0 E: 0 K: 0 S: 4	H: 1 LOB: 1 BB: 0 P: 4	R: 2 E: 0 K: 1 S: 9	H: 4 LOB: 2 BB: 0 P: 9	R: 0 E: 0 K: 1 S: 5	H: 0 LOB: 1 BB: 1 P: 9	R: 0 E: 0 K: 0 S: 4	H: 1 LOB: 2 BB: 1 P: 8	R: 0 E: 0 K: 1 S: 5	H: 0 LOB: 0 BB: 0 P: 5	R: 0 E: 0 K: 0 S: 3	H: 0 LOB: 0 BB: 0 P: 3	R: 1 E: 0 K: 1 S: 7	H: 2 LOB: 1 BB: 0 P: 7		1B: 6 2B: 1 3B: 1 HR: 1	SF: 0 SAC: 0 DP: 0 HBP: 0	WP: 1 PB: 0 SB: 2 CS: 0	PA: 36
PITCHER Ron Reed, R ERA: 2.77 Rick Kester, R ERA: 11.05	IP 7.0 (8, 1)	WLS L	BF 31	H 7	R 3	ER 3	SO 3	BB 3	IBB 0	HBP 0	BLK 0	WP 0	HR 1	S 34	P 46	ERA 3.86	WHIP 1.429				

AB 33
R 4
H 9
RBI 4
BB 3
SO 4
LOB 18



livebaseballscorecards.com

Batter	1	2	3	4	5	6	7	8	9	AB R H RBI BB SO LOB	TOP
Gil Garrido, R (1, 6) <small>OBP: 0.351, SLG: 0.373</small> Mike Lum, L (7, PH) <small>OBP: 0.299, SLG: 0.329</small> Sonny Jackson, L (7, PR) <small>OBP: 0.380, SLG: 0.325</small>	0-3 		0-0 		4-0 		4-0 		0-0 	2 0 1 0 1 1 0 0 0 0 0 1 0 0 1 0 0 0 0 0 2	
Felix Millan, R (1, 4) <small>OBP: 0.326, SLG: 0.383</small>	0-0 		0-0 		0-0 		0-0 		0-0 	4 0 0 0 0 0 7	
Hank Aaron, R (1, 9) <small>OBP: 0.385, SLG: 0.621</small>	4-0 			0-0 		0-3 		0-0 		3 0 0 0 1 1 0	
Rico Carty, R (1, 7) <small>OBP: 0.462, SLG: 0.660</small>	0-0 		0-0 		0-0 		0-0 	4-0 		3 0 0 0 1 0 1	
Orlando Cepeda, R (1, 3) <small>OBP: 0.352, SLG: 0.490</small>		0-0 	0-0 		0-0 		0-0 	0-0 		4 0 1 0 0 0 1	
Tony Gonzalez, L (1, 8) <small>OBP: 0.312, SLG: 0.326</small>		0-0 	0-3 				0-0 		4-0 	3 0 1 0 1 1 1	
Bob Aspromonte, R (1, 5) <small>OBP: 0.189, SLG: 0.118</small>		0-0 			0-0 		4-0 		4-0 	2 0 0 0 2 0 0	
Bob Tillman, R (1, 2) <small>OBP: 0.303, SLG: 0.392</small>			0-0 		0-0 		0-3 		0-3 	4 0 2 0 0 2 4	
George Stone, L (1, 1) <small>OBP: 0.286, SLG: 0.256</small> Hal King, L (7, PH) <small>OBP: 0.417, SLG: 0.521</small> Hoyt Wilhelm, R (7, 1) Tommie Aaron, R (9, PH) <small>OBP: 0.357, SLG: 0.714</small>			0-0 		0-0 		0-0 		0-0 	2 0 0 0 0 0 2 1 0 0 0 0 0 2 0 0 0 0 0 0 0 1 0 0 0 0 0 2	
Inning Stats	R: 0 H: 0 E: 0 LOB: 1 K: 1 BB: 1 S: 5 P: 9	R: 0 H: 0 E: 0 LOB: 0 K: 0 BB: 0 S: 3 P: 3	R: 0 H: 2 E: 0 LOB: 1 K: 0 BB: 0 S: 4 P: 4	R: 0 H: 1 E: 0 LOB: 1 K: 1 BB: 0 S: 6 P: 6	R: 0 H: 1 E: 0 LOB: 2 K: 0 BB: 1 S: 4 P: 8	R: 0 H: 0 E: 0 LOB: 0 K: 1 BB: 0 S: 5 P: 5	R: 0 H: 1 E: 0 LOB: 3 K: 1 BB: 2 S: 6 P: 14	R: 0 H: 0 E: 0 LOB: 0 K: 0 BB: 1 S: 2 P: 6	R: 0 H: 0 E: 0 LOB: 2 K: 1 BB: 2 S: 5 P: 13	1B: 5 SF: 0 2B: 1 SAC: 0 3B: 0 DP: 2 HR: 0 HBP: 0	WP: 0 PA: 37 PB: 0 SB: 1 CS: 0
PITCHER Skip Pitlock, L (1, 1) <small>ERA: 4.19</small> Frank Reberger, R (6, 1) <small>ERA: 6.85</small> Don McMahon, R (9, 1) <small>ERA: 4.21</small>	IP WLS BF H R ER SO BB IBB HBP BLK WP HR S P ERA WHIP 5.0 W 20 4 0 0 2 2 0 0 0 0 0 0 22 30 0.00 1.200 3.0 14 1 0 0 2 5 0 0 0 0 0 0 13 33 0.00 2.000 1.0 S 3 0 0 0 1 0 0 0 0 0 0 0 5 5 0.00 0.000	PITCHER IP WLS BF H R ER SO BB IBB HBP BLK WP HR S P ERA WHIP									

Atlanta Braves @ San Francisco Giants
 Candlestick Park, San Francisco, CA
 Sat Jun 27 1970, 6:33 AM EDT
 Att. 10,644 - Unknown

AB	30
R	0
H	5
RBI	0
BB	7
SO	5
LOB	22



Batter	1	2	3	4	5	6	7	8	9	AB	R	H	RBI	BB	SO	LOB
Bobby Bonds, R OBP: 0.386, SLG: 0.489 (1, 9) (6, 8)	0-3 K	4-0 IBB			0-0 L1-4 1B		0-3 K			3	0	1	0	1	2	0
Bob Heise, R OBP: 0.250, SLG: 0.250 (1, 4)	0-0 6-3	0-0 4-3			0-0 L1-4 1-2		0-0 5-3			4	0	0	0	0	0	3
Willie Mays, R OBP: 0.387, SLG: 0.559 Frank Johnson, R OBP: 0.353, SLG: 0.386 (1, 8) (6, 7)	0-0 5-3		0-0 3-1		0-0 2B		4-0 1B BB			3	0	1	0	0	0	0
Willie McCovey, L OBP: 0.427, SLG: 0.576 (1, 3)		0-0 E4 1B HR	0-0 1B		0-3 K		0-0 1-3 1B			4	1	2	0	0	1	1
Ken Henderson, S OBP: 0.413, SLG: 0.487 (1, 7) (6, 9)		0-0 1-2 HR 1B	0-3 K			0-0 F9	0-0 F9			4	1	1	0	0	1	3
Dick Dietz, R OBP: 0.433, SLG: 0.609 (1, 2)		0-0 1-H 2-H HR	0-0 F9			4-0 1B BB		0-3 K		3	1	1	3	1	1	1
Al Gallagher, R OBP: 0.348, SLG: 0.396 (1, 5)		0-3 K		0-0 G3		0-0 1-2 FC6-4 1B		0-0 1B		4	0	2	0	0	1	0
Hal Lanier, R OBP: 0.291, SLG: 0.330 (1, 6)		0-0 SH1-4 1B		0-0 F7		0-0 1-2f FC6-4		0-0 F8		4	0	1	0	0	0	3
Skip Pitlock, L (1, 1) Frank Reberger, L OBP: 0.222, SLG: 0.333 Don McMahon, R OBP: 0.571, SLG: 0.400 (6, 1) (9, 1)		0-0 SH1-4		0-3 K		0-3 K		0-0 F7		1	0	0	0	0	1	0
		1-2 K								2	0	0	0	0	1	3
										0	0	0	0	0	0	0

Inning Stats	R: 0	H: 0	E: 0	K: 1	S: 5	R: 3	H: 3	E: 1	K: 1	S: 9	R: 0	H: 1	E: 0	K: 1	S: 6	R: 0	H: 0	E: 0	K: 1	S: 5	R: 0	H: 2	E: 0	K: 1	S: 6	R: 0	H: 1	E: 0	K: 1	S: 6	R: 0	H: 1	E: 0	K: 1	S: 6	R: 0	H: 1	E: 0	K: 1	S: 6	R: 0	H: 1	E: 0	K: 1	S: 6	
	0	0	0	1	5	3	3	1	1	9	0	1	0	1	6	0	0	0	0	1	5	0	2	0	1	6	0	1	0	1	10	0	1	0	1	6	0	1	0	1	6	0	1	0	1	6

PITCHER	IP	WLS	BF	H	R	ER	SO	BB	IBB	HBP	BLK	WP	HR	S	P	ERA	WHIP
George Stone, L ERA: 3.43 (1, 1)	6.0	L	27	7	3	2	6	1	1	0	0	0	1	37	45	3.00	1.333
Hoyt Wilhelm, R ERA: 3.03 (7, 1)	2.0		9	2	0	0	2	1	0	0	0	0	0	12	16	0.00	1.500

BOTTOM

Atlanta Braves @ San Francisco Giants
Candlestick Park, San Francisco, CA

Sat Jun 27 1970, 6:33 AM EDT
Att. 10,644 - Unknown

AB	32
R	3
H	9
RBI	3
BB	3
SO	8
LOB	14

livebaseballscorecards.com

GIANTS

1B:	7	SF:	0	WP:	0	PA:	36
2B:	2	SAC:	1	PB:	0		
3B:	0	DP:	1	SB:	0		
HR:	1	HBP:	0	CS:	0		

Batter	1	2	3	4	5	6	7	8	9	10	AB R H RBI BB SO LOB	TOP														
Sonny Jackson, L (1, 6) OBP: 0.370, SLG: 0.314	0-3 K		0-0 5-3		0-0 F7		0-0 FC4-6 1B		0-0 F6		5 1 0 1 0 1 3	<p>Atlanta Braves @ San Francisco Giants</p> <p>Candlestick Park, San Francisco, CA</p> <p>Sun Jun 28 1970, 6:33 AM EDT</p> <p>Unknown</p>														
Felix Millan, R (1, 4) OBP: 0.331, SLG: 0.385	0-0 1B		4-0 BB			0-0 F8	0-0 1B		0-0 F5		4 0 2 1 1 0 1															
Hank Aaron, R (1, 9) OBP: 0.378, SLG: 0.609	0-0 F8		0-0 F3			0-0 F5	0-0 F4			0-0 F8	5 0 0 0 0 0 4															
Rico Carty, R (1, 7) OBP: 0.461, SLG: 0.653	0-0 F7			0-0 6-3		0-0 1B WP		4-0 BB FC5-4		0-3 K	4 1 1 0 1 1 1															
Orlando Cepeda, R (1, 3) OBP: 0.353, SLG: 0.489		0-0 1B F9-3		0-0 6-3		0-0 1B 1-H		0-0 FC5-4 G3		0-3 K	5 0 2 1 0 1 1															
Tony Gonzalez, L (1, 8) OBP: 0.307, SLG: 0.320		0-0 1B F9-3		0-0 F8		0-0 4-3		0-0 G3			4 0 0 0 0 0 3															
Hal King, L (1, 2) OBP: 0.422, SLG: 0.577		0-0 3-1			0-0 HR		0-0 1B 1-3 FC4-6	0-0 6-3			4 2 2 1 0 0 1															
Bob Aspromonte, R (1, 5) OBP: 0.195, SLG: 0.158			0-0 2B 5-3		0-0 F3		0-0 1-3		0-0 E4 SH2-4		4 0 1 0 0 0 1															
Jim Nash, R (1, 1) OBP: 0.133, SLG: 0.233			0-0 F7		0-0 F9		0-0 FC4-6 1B		0-0 SH2-4		3 0 1 0 0 0 1															
Bob Priddy, R (8, 1) OBP: 0.600, SLG: 0.500											0 0 0 0 0 0 0															
Inning Stats	R: 0 E: 0 K: 1 S: 6	H: 1 LOB: 1 BB: 0 P: 6	R: 0 E: 0 K: 0 S: 3	H: 1 LOB: 0 BB: 0 P: 3	R: 0 E: 0 K: 0 S: 4	H: 1 LOB: 2 BB: 1 P: 8	R: 0 E: 0 K: 0 S: 3	H: 0 LOB: 0 BB: 0 P: 3	R: 1 E: 0 K: 0 S: 4	H: 1 LOB: 0 BB: 0 P: 4	R: 1 E: 0 K: 0 S: 5	H: 2 LOB: 1 BB: 0 P: 5	R: 2 E: 0 K: 0 S: 6	H: 3 LOB: 1 BB: 0 P: 6	R: 0 E: 1 K: 0 S: 3	H: 0 LOB: 1 BB: 1 P: 7	R: 0 E: 1 K: 0 S: 4	H: 0 LOB: 1 BB: 0 P: 4	R: 0 E: 0 K: 2 S: 7	H: 0 LOB: 0 BB: 0 P: 7	1B: 7 2B: 2 3B: 0 HR: 1	SF: 0 SAC: 1 DP: 1 HBP: 0	WP: 1 PB: 0 SB: 1 CS: 0	PA: 41		
PITCHER	IP WLS BF H R ER SO BB IBB HBP BLK WP HR S P ERA WHIP	IP WLS BF H R ER SO BB IBB HBP BLK WP HR S P ERA WHIP	IP WLS BF H R ER SO BB IBB HBP BLK WP HR S P ERA WHIP	IP WLS BF H R ER SO BB IBB HBP BLK WP HR S P ERA WHIP	IP WLS BF H R ER SO BB IBB HBP BLK WP HR S P ERA WHIP	IP WLS BF H R ER SO BB IBB HBP BLK WP HR S P ERA WHIP	IP WLS BF H R ER SO BB IBB HBP BLK WP HR S P ERA WHIP	IP WLS BF H R ER SO BB IBB HBP BLK WP HR S P ERA WHIP	IP WLS BF H R ER SO BB IBB HBP BLK WP HR S P ERA WHIP	IP WLS BF H R ER SO BB IBB HBP BLK WP HR S P ERA WHIP	IP WLS BF H R ER SO BB IBB HBP BLK WP HR S P ERA WHIP	IP WLS BF H R ER SO BB IBB HBP BLK WP HR S P ERA WHIP	IP WLS BF H R ER SO BB IBB HBP BLK WP HR S P ERA WHIP	IP WLS BF H R ER SO BB IBB HBP BLK WP HR S P ERA WHIP	IP WLS BF H R ER SO BB IBB HBP BLK WP HR S P ERA WHIP	IP WLS BF H R ER SO BB IBB HBP BLK WP HR S P ERA WHIP	IP WLS BF H R ER SO BB IBB HBP BLK WP HR S P ERA WHIP	IP WLS BF H R ER SO BB IBB HBP BLK WP HR S P ERA WHIP	IP WLS BF H R ER SO BB IBB HBP BLK WP HR S P ERA WHIP	IP WLS BF H R ER SO BB IBB HBP BLK WP HR S P ERA WHIP	IP WLS BF H R ER SO BB IBB HBP BLK WP HR S P ERA WHIP	IP WLS BF H R ER SO BB IBB HBP BLK WP HR S P ERA WHIP	IP WLS BF H R ER SO BB IBB HBP BLK WP HR S P ERA WHIP	IP WLS BF H R ER SO BB IBB HBP BLK WP HR S P ERA WHIP	IP WLS BF H R ER SO BB IBB HBP BLK WP HR S P ERA WHIP	IP WLS BF H R ER SO BB IBB HBP BLK WP HR S P ERA WHIP
Juan Marichal, R (1, 1) ERA: 5.46	6.0																									
Jerry Johnson, R (7, 1) ERA: 5.86	1.1																									
Mike Davison, L (8, 1) ERA: 11.25	0.2																									
Don McMahon, R (9, 1) ERA: 3.99	2.0	W																								

livebaseballscorecards.com

AB 38
R 4
H 9
RBI 4
BB 2
SO 3
LOB 16




Batter	1	2	3	4	5	6	7	8	9	10
Bobby Bonds, R OBP: 0.389, SLG: 0.491 (1, 9)	0-3 K		4-0 S SH1 BB	4-0 2B BB			0-0 SH1-3 1B 2B		0-0 6-3	
Bob Heise, R OBP: 0.256, SLG: 0.268 (1, 4)	0-0 F8		0-0 SH1	0-0 2B			0-0 SH1-3		0-0 6-3	
Tito Fuentes, S OBP: 0.277, SLG: 0.318 (9, 4)			1-2	1-H 2-H 2B			2-3			
Willie Mays, R OBP: 0.380, SLG: 0.547 (1, 8)	0-3 K		0-3 K	0-3 K			0-0 F4		0-0 F4	
Willie McCovey, L OBP: 0.433, SLG: 0.588 (1, 3)		0-0 HR	4-0 BB IBB		4-0 G4-6-3 BB		4-0 1B IBB		0-0 3-1	
Ken Henderson, S OBP: 0.418, SLG: 0.491 (1, 7)		0-0 1B 1B	4-0 FC6-4 BB		0-0 F6		0-0 FC6-4 1B		0-0 HR 1B	
Dick Dietz, R OBP: 0.429, SLG: 0.598 (1, 2)		4-0 1B BB	0-0 FC6-4		0-0 G4-6-3		0-0 FC6-4		0-0 F6	
Al Gallagher, R OBP: 0.343, SLG: 0.409 (1, 5)	0-3 K		0-0 1-3			0-0 F8		0-0 1-3		0-0 HR
Hal Lanier, R OBP: 0.295, SLG: 0.333 (1, 6)		0-0 1-3 2-H 1B		0-0 SH1 2B 1B		0-0 F4		0-3 K		
Juan Marichal, R OBP: 0.129, SLG: 0.067 (1, 1)			0-0 F9		0-0 SH1		0-3 K		0-0 G3	
Don Mason, L OBP: 0.214, SLG: 0.120 (6, PH)										
Jerry Johnson, R OBP: 0.271, SLG: 0.400 (7, 1)										
Mike Davison, L OBP: 0.271, SLG: 0.400 (8, 1)										
John Stephenson, L OBP: 0.271, SLG: 0.400 (8, PH)										
Don McMahon, R OBP: 0.271, SLG: 0.400 (9, 1)										

AB	R	H	RBI	BB	SO	LOB
3	2	1	0	2	1	0
2	0	1	2	0	0	0
1	0	0	0	0	0	0
5	0	0	0	0	3	3
2	1	1	1	3	0	0
4	1	3	1	1	0	1
4	0	0	0	1	0	7
5	1	1	2	0	1	2
4	1	2	0	0	1	0
1	0	0	0	0	0	2
1	0	0	0	0	1	0
0	0	0	0	0	0	0
0	0	0	0	0	0	0
1	0	0	0	0	0	0
0	0	0	0	0	0	0

BOTTOM	
Atlanta Braves @ San Francisco Giants	San Francisco Giants
Candlestick Park, San Francisco, CA	GIANTS
Sun Jun 28 1970, 6:33 AM EDT	
Unknown	
AB 33	
R 6	
H 9	
RBI 6	
BB 7	
SO 7	
LOB 15	
WP: 0 PA: 43	
PB: 0	
SB: 1	
CS: 0	

Inning Stats	R: 0	H: 0	E: 0	K: 2	S: 7	H: 0	LOB: 0	BB: 0	P: 7	R: 1	H: 3	E: 0	K: 1	S: 7	R: 0	H: 0	E: 0	K: 1	S: 5	R: 0	H: 0	E: 0	K: 1	S: 5	R: 2	H: 2	E: 0	K: 1	S: 7	R: 0	H: 0	E: 0	K: 0	S: 2	R: 0	H: 0	E: 0	K: 1	S: 5	R: 1	H: 2	E: 0	K: 0	S: 5	R: 0	H: 0	E: 0	K: 1	S: 5	R: 0	H: 0	E: 0	K: 1	S: 3	R: 2	H: 2	E: 0	K: 0	S: 4	R: 0	H: 0	E: 0	K: 0	S: 4
PITCHER	IP	WLS	BF	H	R	ER	SO	BB	IBB	HBP	BLK	WP	HR	S	P	ERA	WHIP																																															
Jim Nash, R ERA: 3.76 (1, 1)	7.2		35	7	4	4	7	5	2	0	0	0	1	42	70	4.70	1.565																																															
Bob Priddy, R ERA: 6.43 (8, 1)	2.0	L	8	2	2	2	0	0	0	0	0	0	1	8	8	9.00	1.000																																															

Batter	1	2	3	4	5	6	7	8	9	AB R H RBI BB SO LOB	TOP											
Sonny Jackson, L (1, 6) OBP: 0.371, SLG: 0.313	0-0 6-3		0-0 1B		0-0 F7		4-0 WP 6-3 1B BB		0-0 F5	4 1 1 0 1 0 0	<p>Atlanta Braves @ San Francisco Giants</p> <p>Candlestick Park, San Francisco, CA</p> <p>Sun Jun 28 1970, 6:38 AM EDT</p> <p>Att. 20,642 - Unknown</p>											
Felix Millan, R (1, 4) OBP: 0.332, SLG: 0.383	4-0 G4-6-3 BB		0-0 G4-6-3 1B		0-0 4-3		0-0 6-3		0-0 6-3	4 0 1 0 1 0 1												
Hank Aaron, R (1, 9) OBP: 0.382, SLG: 0.611	0-0 G4-6-3 1-2f		0-0 F7			0-0 FC2-6 1B	4-0 1B BB		0-0 BB 2B	4 0 2 0 1 0 3												
Rico Carty, R (1, 7) OBP: 0.460, SLG: 0.647		0-0 1-3	0-0 G4-6-3 1-2f			0-0 FC2-6 BB 1B 1-2f	0-0 1-2 3-H 1B		4-0 BB BB	4 0 1 1 1 0 3												
Orlando Cepeda, R (1, 3) OBP: 0.361, SLG: 0.504		0-0 HR		0-0 4-3 WP 4-3 1B		0-0 FC5 BB 1-2 1B	0-0 F6		4-0 1-2 2-3 BB	4 2 3 1 1 0 2												
Tony Gonzalez, L (1, 8) OBP: 0.309, SLG: 0.316		4-0 1B BB		0-0 4-3 1-3		0-0 F6	4-0 BB		0-0 1-3	3 0 0 0 2 0 6												
Bob Aspromonte, R (1, 5) OBP: 0.222, SLG: 0.171		0-0 FC4-6 1B		0-0 4-3 3-H		4-0 1-2 2-3 BB			0-3 K	3 0 1 1 1 1 1												
Bob Didier, S (1, 2) OBP: 0.216, SLG: 0.193		0-0 F4		0-0 F6		0-0 FC5 2-3f			0-3 K	3 0 0 0 0 0 5												
Hal King, L (8, PH) OBP: 0.415, SLG: 0.566									0-3 K	1 0 0 0 0 1 1												
Bob Tillman, R (8, 2) OBP: 0.303, SLG: 0.392									0-3 K	0 0 0 0 0 0 0												
Phil Niekro, R (1, 1) OBP: 0.170, SLG: 0.200		0-0 FC4-6 1-2f			0-3 K		0-0 6-3		0-3 K	3 0 0 0 0 1 2												
Mike Lum, L (8, PH) OBP: 0.295, SLG: 0.324									0-3 K	1 0 0 0 0 1 1												
Aubrey Gatewood, R (8, 1)										0 0 0 0 0 0 0												
Inning Stats	R: 0 E: 0 K: 0 S: 2	H: 0 LOB: 0 BB: 1 P: 6	R: 1 E: 0 K: 0 S: 5	H: 2 LOB: 2 BB: 1 P: 9	R: 0 E: 0 K: 0 S: 4	H: 2 LOB: 1 BB: 0 P: 4	R: 1 E: 0 K: 0 S: 4	H: 1 LOB: 0 BB: 0 P: 4	R: 0 E: 0 K: 1 S: 5	H: 0 LOB: 0 BB: 0 P: 5	R: 0 E: 0 K: 0 S: 5	H: 2 LOB: 3 BB: 1 P: 9	R: 1 E: 0 K: 0 S: 4	H: 1 LOB: 2 BB: 2 P: 12	R: 0 E: 0 K: 3 S: 9	H: 0 LOB: 1 BB: 1 P: 13	R: 0 E: 0 K: 0 S: 4	H: 1 LOB: 3 BB: 2 P: 12	1B: 7 2B: 1 3B: 0 HR: 1	SF: 0 SAC: 0 DP: 2 HBP: 0	WP: 2 PB: 0 SB: 0 CS: 0	PA: 42
PITCHER	IP WLS BF H R ER SO BB IBB HBP BLK WP HR S P ERA WHIP																					
Rich Robertson, R (1, 1) ERA: 4.9	6.2 W 31 8 3 3 1 5 0 0 0 2 1 28 48 4.05 1.950																					
Frank Reberger, R (7, 1) ERA: 6.8	0.1 1 0 0 0 0 0 0 0 0 0 0 1 1 0.00 0.000																					
Don McMahon, R (8, 1) ERA: 3.79	2.0 S 10 1 0 0 3 3 0 0 0 0 0 13 25 0.00 2.000																					

livebaseballscorecards.com

AB	34
R	3
H	9
RBI	3
BB	8
SO	4
LOB	25

Batter	1	2	3	4	5	6	7	8	9	AB	R	H	RBI	BB	SO	LOB
Bobby Bonds, R OBP: 0.393, SLG: 0.493 (1, 8) (8, 9)	0-0 F7		0-0 1B S 1B		4-0 1B 3B BB		0-0 G6-4-3 1B			3	2	2	0	1	0	0
Ron Hunt, R OBP: 0.384, SLG: 0.352 (1, 4)	0-0 FC5-4 1B		0-0 1B FC6-4 1B		0-0 1-2 3B 1B		0-0 G6-4-3 1-2f			4	2	3	0	0	0	1
Frank Johnson, R OBP: 0.370, SLG: 0.447 Don McMahon, R OBP: 0.500, SLG: 0.333 (1, 7) (8, 1)	0-0 FC5-4 1-2f		0-0 1-3 FC6-4 1B 3-H		0-0 1-H 2-H 3B		0-0 F8			3	0	2	3	0	0	1
Willie McCovey, L OBP: 0.427, SLG: 0.578 (1, 3)	0-0 1-3		0-0 FC6-4 1-2f 3-H		0-0 1-3		0-0 4-3			1	0	0	0	0	0	0
Ken Henderson, S OBP: 0.413, SLG: 0.484 (1, 9) (8, 7)		0-3 K	0-0 F6		0-0 F8		0-0 4-3			4	0	0	0	0	1	2
John Stephenson, L (1, 2)		0-0 F8		0-3 K		0-0 6-3				3	0	0	0	0	1	0
Al Gallagher, R OBP: 0.343, SLG: 0.408 (1, 5)		0-0 1B		0-0 F3		0-3 K				3	0	1	0	0	1	0
Hal Lanier, R OBP: 0.291, SLG: 0.328 (1, 6)		0-0 5-3		0-0 F5		0-0 F8				3	0	0	0	0	0	1
Rich Robertson, R OBP: 0.053, SLG: 0.158 Frank Reberger, L OBP: 0.222, SLG: 0.333 Willie Mays, R OBP: 0.378, SLG: 0.544 (1, 1) (7, 1) (7, PH) (8, 8)			0-3 K2-3		0-3 K		0-3 K			2	0	0	0	0	2	0

Inning Stats	R: 0	H: 1	E: 0	LOB: 1	K: 0	BB: 0	S: 4	P: 4	R: 0	H: 1	E: 0	LOB: 1	K: 1	BB: 0	S: 6	P: 6	R: 2	H: 3	E: 0	LOB: 1	K: 1	BB: 0	S: 8	P: 8	R: 0	H: 0	E: 0	LOB: 0	K: 1	BB: 0	S: 5	P: 5	R: 2	H: 2	E: 0	LOB: 1	K: 1	BB: 1	S: 7	P: 11	R: 0	H: 0	E: 0	LOB: 0	K: 1	BB: 0	S: 5	P: 5	R: 0	H: 1	E: 0	LOB: 0	K: 1	BB: 0	S: 5	P: 5	R: 0	H: 0	E: 0	LOB: 0	K: 0	BB: 0	S: 3	P: 3
--------------	------	------	------	--------	------	-------	------	------	------	------	------	--------	------	-------	------	------	------	------	------	--------	------	-------	------	------	------	------	------	--------	------	-------	------	------	------	------	------	--------	------	-------	------	-------	------	------	------	--------	------	-------	------	------	------	------	------	--------	------	-------	------	------	------	------	------	--------	------	-------	------	------

PITCHER	IP	WLS	BF	H	R	ER	SO	BB	IBB	HBP	BLK	WP	HR	S	P	ERA	WHIP
Phil Niekro, R ERA: 4.09 (1, 1)	7.0	L	29	8	4	4	6	1	0	0	0	0	0	40	44	5.14	1.286
Aubrey Gatewood, R ERA: (8, 1)	1.0		3	0	0	0	0	0	0	0	0	0	0	3	3	0.00	0.000

BOTTOM

Atlanta Braves @ San Francisco Giants
Candlestick Park, San Francisco, CA

Sun Jun 28 1970, 6:38 AM EDT
Att. 20,642 - Unknown

livebaseballscorecards.com

AB	31
R	4
H	8
RBI	4
BB	1
SO	6
LOB	8



WP: 0	PA: 32
PB: 0	
SB: 1	
CS: 0	

Batter	1	2	3	4	5	6	7	8	9	AB R H RBI BB SO LOB	TOP	
Tommy Dean, R (1, 6) OBP: 0.302, SLG: 0.328	0-0 5-3		0-3 K			0-3 K		0-3 K		4 0 0 0 0 3 0	San Diego Padres @ San Francisco Giants Candlestick Park, San Francisco, CA Tue Jun 30 1970, 10:05 PM EDT Att. 4,607 - Unknown livebaseballscorecards.com	
Dave Campbell, R (1, 4) OBP: 0.297, SLG: 0.329	0-0 5-3		0-0 WP S 1B			0-0 5-3		0-0 F4		4 0 1 0 0 0 0		
Cito Gaston, R (1, 8) OBP: 0.383, SLG: 0.545	0-3 K		0-0 F5 1-3			0-0 1B		0-0 4-3		4 0 1 0 0 1 1		
Al Ferrara, R (1, 7) OBP: 0.366, SLG: 0.444 Ivan Murrell, R (9, 7) OBP: 0.285, SLG: 0.407		0-0 F9		0-0 F9		0-0 F7		0-0 5-3		4 0 0 0 0 0 1 0 0 0 0 0 0 0		
Nate Colbert, R (1, 3) OBP: 0.316, SLG: 0.509		0-3 K		0-0 G3		0-3 K		4-0 FC6-4 BB		3 0 0 0 1 2 0		
Ollie Brown, R (1, 9) OBP: 0.313, SLG: 0.421		0-0 3-1		0-3 K		0-0 6-3		0-0 FC6-4 1-2f		4 0 0 0 0 1 1		
Steve Huntz, S (1, 5) OBP: 0.316, SLG: 0.371			0-0 HR 1B		0-0 F8		0-0 HR			3 2 2 1 0 0 0		
Bob Barton, R (1, 2) OBP: 0.321, SLG: 0.411			0-0 1-H HR		0-3 K		0-0 4-3			3 1 1 2 0 1 0		
Danny Coombs, R (1, 1) OBP: 0.071, SLG: 0.074 Larry Stahl, L (8, PH) OBP: 0.154, SLG: 0.154 Ron Willis, R (8, 1)			0-3 K		0-3 K		0-3 K			2 0 0 0 0 2 0 1 0 0 0 0 1 0 0 0 0 0 0 0 0		
Inning Stats	R: 0 H: 0 E: 0 LOB: 0 K: 1 BB: 0 S: 5 P: 5	R: 0 H: 0 E: 0 LOB: 0 K: 1 BB: 0 S: 5 P: 5	R: 2 H: 3 E: 0 LOB: 1 K: 2 BB: 0 S: 10 P: 10	R: 0 H: 0 E: 0 LOB: 0 K: 1 BB: 0 S: 5 P: 5	R: 0 H: 0 E: 0 LOB: 0 K: 2 BB: 0 S: 7 P: 7	R: 0 H: 1 E: 0 LOB: 1 K: 1 BB: 0 S: 6 P: 6	R: 1 H: 1 E: 0 LOB: 0 K: 1 BB: 0 S: 6 P: 6	R: 0 H: 0 E: 0 LOB: 0 K: 2 BB: 0 S: 7 P: 7	R: 0 H: 0 E: 0 LOB: 1 K: 0 BB: 1 S: 3 P: 7	1B: 3 SF: 0 2B: 0 SAC: 0 3B: 0 DP: 0 HR: 2 HBP: 0		WP: 1 PA: 33 PB: 0 SB: 1 CS: 0
PITCHER Gaylord Perry, R (1, 1) ERA: 3.79 Don McMahon, R (9, 1) ERA: 3.7	IP WLS BF H R ER SO BB IBB HBP BLK WP HR S P ERA WHIP											
	8.0 L 29 5 3 3 11 0 0 0 0 1 2 51 51 3.38 0.625											
	1.0 4 0 0 0 0 0 1 0 0 0 0 0 3 7 0.00 1.000											



Batter	1	2	3	4	5	6	7	8	9	AB	R	H	RBI	BB	SO	LOB
Bobby Bonds, R OBP: 0.390, SLG: 0.491 (1, 9)	0-0 F9 2B		0-3 K		0-0 5-3		0-3 K		0-0 5-3	5	0	1	0	0	2	0
Bob Heise, R OBP: 0.264, SLG: 0.322 (1, 4)	0-0 F9 2-3		0-0 HR		0-0 2B 2B		0-0 5-3		0-0 6-3	5	2	2	1	0	0	1
Willie Mays, R OBP: 0.379, SLG: 0.537 (1, 8)	0-3 K		4-0 BB		0-0 F4		4-0 2B BB		0-0 G3	3	0	0	0	2	1	2
Willie McCovey, L OBP: 0.428, SLG: 0.585 (1, 3)	0-3 K		0-0 4-3		0-0 2B		0-0 2B			4	0	2	1	0	1	2
Ken Henderson, S OBP: 0.414, SLG: 0.482 (1, 7)		0-0 1B		0-0 5-3	0-0 F4		4-0 IBB			3	0	1	0	1	0	1
Russ Gibson, R OBP: 0.289, SLG: 0.341 (1, 2)		0-0 G5-4-3 1-2f		0-0 1B 2B		0-0 F9	0-0 F9			4	0	1	0	0	0	4
Al Gallagher, R OBP: 0.347, SLG: 0.410 (1, 5)		0-0 1B		0-0 F5		0-0 F7 1B		0-0 5-3		4	0	2	0	0	0	1
Hal Lanier, R OBP: 0.290, SLG: 0.327 (1, 6)		0-0 F4		0-0 1B		0-0 F7		0-0 1-3		4	0	1	0	0	0	2
Gaylord Perry, R OBP: 0.098, SLG: 0.115 (1, 1)			0-0 5-3		0-0 F9		0-3 K		0-0 6-3	3	0	0	0	0	1	3
Dick Dietz, R OBP: 0.428, SLG: 0.596 (8, PH)										1	0	0	0	0	0	0
Don McMahon, R OBP: 0.500, SLG: 0.333 (9, 1)										0	0	0	0	0	0	0

Inning Stats	R: 0	H: 1	E: 0	K: 2	S: 8	LOB: 1	BB: 0	P: 8	R: 0	H: 2	E: 0	K: 0	S: 4	LOB: 1	BB: 0	P: 4	R: 1	H: 1	E: 0	K: 1	S: 6	LOB: 1	BB: 1	P: 10	R: 0	H: 2	E: 0	K: 0	S: 5	LOB: 2	BB: 0	P: 5	R: 1	H: 2	E: 0	K: 0	S: 5	LOB: 1	BB: 0	P: 5	R: 0	H: 1	E: 0	K: 1	S: 6	LOB: 1	BB: 0	P: 6	R: 0	H: 1	E: 0	K: 1	S: 6	LOB: 3	BB: 2	P: 14	R: 0	H: 0	E: 0	K: 0	S: 3	LOB: 0	BB: 0	P: 3	R: 0	H: 0	E: 0	K: 0	S: 3	LOB: 0	BB: 0	P: 3	1B: 4	SF: 0	2B: 5	SAC: 0	3B: 0	DP: 1	HR: 1	HBP: 0	WP: 0	PA: 39
--------------	------	------	------	------	------	--------	-------	------	------	------	------	------	------	--------	-------	------	------	------	------	------	------	--------	-------	-------	------	------	------	------	------	--------	-------	------	------	------	------	------	------	--------	-------	------	------	------	------	------	------	--------	-------	------	------	------	------	------	------	--------	-------	-------	------	------	------	------	------	--------	-------	------	------	------	------	------	------	--------	-------	------	-------	-------	-------	--------	-------	-------	-------	--------	-------	--------

PITCHER	IP	WLS	BF	H	R	ER	SO	BB	IBB	HBP	BLK	WP	HR	S	P	ERA	WHIP
Danny Coombs, L ERA: 2.11 (1, 1)	7.0	W	33	10	2	2	5	2	1	0	0	0	1	40	52	2.57	1.714
Ron Willis, R ERA: (8, 1)	2.0	S	6	0	0	0	0	0	0	0	0	0	0	6	6	0.00	0.000

BOTTOM

San Diego Padres @ San Francisco Giants
Candlestick Park, San Francisco, CA

Tue Jun 30 1970, 10:05 PM EDT
Att. 4,607 - Unknown

livebaseballscorecards.com

AB	36
R	2
H	10
RBI	2
BB	3
SO	5
LOB	16



Batter	1	2	3	4	5	6	7	8	9	AB	R	H	RBI	BB	SO	LOB	TOP					
Tommy Dean, R (1, 6) OBP: 0.296, SLG: 0.321	0-0 F8		0-0 F8			0-0 5-3		0-0 1B G5-3 1B	0-0 FC5-4 1B	3	0	0	0	0	0	1						
Gary Ross, R (6, 1) OBP: 0.600, SLG: 0.600										0	0	0	0	0	0	0						
Larry Stahl, L (8, PH) OBP: 0.214, SLG: 0.214										1	1	1	0	0	0	0						
Ed Spiezio, R (8, 5) OBP: 0.364, SLG: 0.382										1	0	1	0	0	0	0						
Dave Campbell, R (1, 4) OBP: 0.296, SLG: 0.327	0-0 F7			0-3 K			0-0 F4	0-0 G5-3 1B	0-0 FC5-4 FC6-4	5	0	1	0	0	1	1						
Cito Gaston, R (1, 8) OBP: 0.380, SLG: 0.539	0-3 K			0-0 5-3			0-0 F8	0-0 WP G5-3 HR 1B	0-0 FC6-4 FC5-4	5	1	1	0	0	1	1						
Al Ferrara, R (1, 7) OBP: 0.362, SLG: 0.437		0-3 K		0-0 F8			0-0 HR 1B	0-0 G5-3	0-0 FC5-4	5	1	1	0	0	1	3						
Nate Colbert, R (1, 3) OBP: 0.318, SLG: 0.505		0-0 F9			0-0 F9		4-0 HR BB	4-0 HR BB		2	2	0	0	2	0	0						
Ollie Brown, R (1, 9) OBP: 0.316, SLG: 0.446		0-0 5-3			0-0 F9		0-0 HR	0-0 HR		4	2	2	6	0	0	0						
Steve Huntz, S (1, 5) OBP: 0.323, SLG: 0.372			0-0 1B		0-3 K		4-0 1B BB	4-0 BB BB		2	0	1	0	2	1	0						
Chris Cannizzaro, R (1, 2) OBP: 0.387, SLG: 0.450			0-0 F7			0-0 6-3	0-0 FC6-4 1B	4-0 1-2 BB		3	0	1	0	1	0	1						
Al Santorini, R (1, 1) Ron Herbel, R (5, 1) Ron Slocum, R (6, PH) Clay Kirby, R (8, 1)		0-3 K		0-0 G3		0-0 FC6-4	0-0 F3			1	0	0	0	0	1	1						
										0	0	0	0	0	0	0						
										3	0	0	0	0	0	4						
										0	0	0	0	0	0	0						
Inning Stats	R: 0 E: 0 K: 1 S: 5	H: 0 LOB: 0 BB: 0 P: 5	R: 0 E: 0 K: 1 S: 5	H: 0 LOB: 0 BB: 0 P: 5	R: 0 E: 0 K: 1 S: 6	H: 1 LOB: 1 BB: 0 P: 6	R: 0 E: 0 K: 1 S: 5	H: 0 LOB: 0 BB: 0 P: 5	R: 0 E: 0 K: 1 S: 5	H: 0 LOB: 0 BB: 0 P: 5	R: 0 E: 0 K: 0 S: 3	H: 0 LOB: 0 BB: 0 P: 3	R: 3 E: 0 K: 0 S: 6	H: 3 LOB: 2 BB: 2 P: 14	R: 4 E: 0 K: 0 S: 6	H: 4 LOB: 2 BB: 3 P: 18	R: 0 E: 0 K: 0 S: 4	H: 1 LOB: 1 BB: 0 P: 4	1B: 7 2B: 0 3B: 0 HR: 2	SF: 0 SAC: 0 DP: 1 HBP: 0	WP: 1 PB: 0 SB: 0 CS: 0	PA: 40
PITCHER	IP	WLS	BF	H	R	ER	SO	BB	IBB	HBP	BLK	WP	HR	S	P	ERA	WHIP					
Mike McCormick, L (1, 1) ERA: 5.64	6.2	W	25	3	3	3	5	2	0	0	0	0	1	33	41	4.05	0.750					
Frank Reberger, R (7, 1) ERA: 7.4	1.0		8	5	4	4	0	1	0	0	0	1	1	7	11	36.00	6.000					
Rich Robertson, R (8, 1) ERA: 4.9	0.0		2	0	0	0	0	2	0	0	0	0	0	0	8	∞	∞					
Don McMahon, R (8, 1) ERA: 3.59	1.1	S	5	1	0	0	0	0	0	0	0	0	0	5	5	0.00	0.750					

San Diego Padres @ San Francisco Giants
Candlestick Park, San Francisco, CA

Wed Jul 01 1970, 6:33 AM EDT
Att. 4,155 - Unknown

AB	35
R	7
H	9
RBI	6
BB	5
SO	5
LOB	12



BOTTOM

San Diego Padres @ San Francisco Giants
Candlestick Park, San Francisco, CA

AB 40
R 12
H 15
RBI 11
BB 7
SO 5
LOB 29



WP: 1 PA: 48
PB: 0
SB: 0
CS: 0

Wed Jul 01 1970, 6:33 AM EDT
Att. 4,155 - Unknown

AB R H RBI BB SO LOB

6 2 2 0 0 2 6

4 2 2 3 1 0 1

5 0 2 1 1 0 5

3 1 0 0 2 0 4

0 0 0 0 0 0 0

4 1 2 4 1 0 3

4 1 0 0 1 0 5

4 1 3 1 1 0 2

4 1 1 0 0 2 2
0 0 0 0 0 0 0
0 0 0 0 0 0 0
1 0 0 0 0 1 1

1B: 10 SF: 0
2B: 3 SAC: 0
3B: 0 DP: 1
HR: 2 HBP: 1

Batter	1	2	3	4	5	6	7	8	9
Bobby Bonds, R OBP: 0.389, SLG: 0.488 (1, 8)	0-0 4-3 5-3 2B 1B	0-0 G3 HBP 1B 1B	0-3 K		0-3 K	0-0 G6-4-3 1-2f		0-0 5-3 2-3	
Ron Hunt, R OBP: 0.391, SLG: 0.369 (1, 4)	0-0 5-3 1-2	1-0 G3 1B HBP		0-0 HR	0-0 FC5 1B 1B		0-0 F5	4-0 BB	
Ken Henderson, S OBP: 0.416, SLG: 0.484 (1, 9)	0-0 4-3 2-3	0-0 G3 1-2 2-3		4-0 FC5-4 BB	0-0 1-2 1B		0-0 2B	0-0 G3	
Willie McCovey, L OBP: 0.428, SLG: 0.578 Bob Taylor, L OBP: 0.321, SLG: 0.271 (1, 3) (8, 7)	4-0 2B IBB	4-0 1B IBB		0-0 F9	0-0 F5		0-0 F8		
Dick Dietz, R OBP: 0.431, SLG: 0.598 (1, 2)	0-0 E 2B	0-0 FC6-4 1B		0-0 F8	0-0 FC5		4-0 FC6-4 BB		
Frank Johnson, R OBP: 0.356, SLG: 0.412 (1, 7) (8, 3)	0-0 E5 1B	0-0 FC6-4 1-2f		0-0 FC5-4 1-2f		4-0 HR BB	0-0 FC6-4 1-2f		
Al Gallagher, R OBP: 0.354, SLG: 0.441 (1, 5)	0-0 1-3 1B		0-0 F8		0-0 E4 1B 1B 1B	0-0 HR		0-0 1B 2B	
Hal Lanier, R OBP: 0.302, SLG: 0.335 (1, 6)	0-0 F9		0-0 1B		0-0 1B 1B	4-0 G6-4-3 BB		0-0 5-3 WP 1B	
Mike McCormick, L OBP: 0.192, SLG: 0.200 Frank Reberger, L OBP: 0.222, SLG: 0.333 Rich Robertson, R OBP: 0.053, SLG: 0.158 Don McMahon, R OBP: 0.444, SLG: 0.286 (1, 1) (7, 1) (8, 1) (8, 1)		0-0 5-3	0-3 K		0-0 1B 1B	0-3 K		0-3 K	

Inning Stats	R: 3 E: 1 K: 0 S: 7	H: 3 LOB: 2 BB: 1 P: 11	R: 2 E: 0 K: 0 S: 5	H: 2 LOB: 2 BB: 1 P: 10	R: 0 E: 0 K: 2 S: 8	H: 1 LOB: 1 BB: 0 P: 8	R: 1 E: 0 K: 0 S: 4	H: 1 LOB: 1 BB: 1 P: 8	R: 3 E: 1 K: 1 S: 10	H: 4 LOB: 2 BB: 0 P: 10	R: 2 E: 0 K: 1 S: 5	H: 1 LOB: 0 BB: 2 P: 13	R: 0 E: 0 K: 0 S: 4	H: 1 LOB: 2 BB: 1 P: 8	R: 1 E: 0 K: 1 S: 7	H: 2 LOB: 2 BB: 1 P: 11
--------------	------------------------------	----------------------------------	------------------------------	----------------------------------	------------------------------	---------------------------------	------------------------------	---------------------------------	-------------------------------	----------------------------------	------------------------------	----------------------------------	------------------------------	---------------------------------	------------------------------	----------------------------------

PITCHER	IP	WLS	BF	H	R	ER	SO	BB	IBB	HBP	BLK	WP	HR	S	P	ERA	WHIP
Al Santorini, R ERA: 5.74 (1, 1)	4.1	L	29	10	9	7	3	1	2	1	0	0	1	31	44	14.54	2.538
Ron Herbel, R ERA: 3.82 (5, 1)	0.2		3	1	0	0	0	0	0	0	0	0	0	3	3	0.00	1.500
Gary Ross, R ERA: 6.26 (6, 1)	2.0		10	2	2	2	1	3	0	0	0	0	1	9	21	9.00	2.500
Clay Kirby, R ERA: 5.46 (8, 1)	1.0		6	2	1	1	1	1	0	0	0	1	0	7	11	9.00	3.000

Batter	1	2	3	4	5	6	7	8	9	AB	R	H	RBI	BB	SO	LOB	TOP								
Billy Grabarkewitz, R (1, 6) OBP: 0.444, SLG: 0.510	0-3 K		0-3 K	0-0 3-1		0-0 FC5-4		4-0 E 1B BB		4	1	0	0	1	2	3									
Manny Mota, R (1, 7) OBP: 0.394, SLG: 0.441	0-0 5-3		0-0 6-3		0-0 E 1B	0-0 F9		0-0 E7 1B 1B		5	2	2	0	0	0	1									
Willie Davis, L (1, 8) OBP: 0.311, SLG: 0.406	0-0 1B 1B		0-0 3-1		0-0 E6 3B		0-0 HR	0-0 L6-3 1B		5	2	4	3	0	0	0									
Wes Parker, S (1, 3) OBP: 0.370, SLG: 0.438	0-0 1-2 1B			4-0 1B 2B BB	0-0 1-3		0-0 FC1-5 2B	0-0 L6-3		4	1	2	0	1	0	1									
Willie Crawford, L (1, 9) OBP: 0.319, SLG: 0.364	0-0 F9			0-0 F4	0-0 E9 1B		0-0 FC1-5 E		0-0 G3	5	1	0	0	0	0	4									
Bill Sudakis, S (1, 5) OBP: 0.346, SLG: 0.461		0-0 1B		0-0 BB 2B 1B	0-0 F9		0-0 E6 FC5		0-0 F7	5	1	2	0	0	0	2									
Tom Haller, L (1, 2) OBP: 0.346, SLG: 0.419 Andy Kosco, R (7, PH) OBP: 0.245, SLG: 0.414 Jim Brewer, L (7, 1)		0-0 F5		4-0 2B BB 1B	0-0 1B		0-0 FC5 FC4		0-0 F8	2	0	1	1	1	0	1									
Jim Lefebvre, S (1, 4) OBP: 0.322, SLG: 0.333		0-3 K		0-0 1-3 2-H 3-H 2B		0-3 K	0-0 FC4		0-3 K	4	0	1	2	0	2	3									
Don Sutton, R (1, 1) OBP: 0.278, SLG: 0.208 Jeff Torborg, R (7, 2) OBP: 0.276, SLG: 0.275		0-3 K		0-3 K		4-0 FC5-4 BB		0-3 K		2	0	0	0	1	2	3									
Inning Stats	R: 0 E: 0 K: 1 S: 7	H: 2 LOB: 2 BB: 0 P: 7	R: 0 E: 0 K: 2 S: 8	H: 1 LOB: 1 BB: 0 P: 8	R: 0 E: 0 K: 1 S: 5	H: 0 LOB: 0 BB: 0 P: 5	R: 2 E: 0 K: 1 S: 7	H: 2 LOB: 2 BB: 2 P: 15	R: 3 E: 2 K: 0 S: 6	H: 3 LOB: 1 BB: 0 P: 6	R: 0 E: 0 K: 1 S: 5	H: 0 LOB: 1 BB: 1 P: 9	R: 1 E: 1 K: 0 S: 6	H: 2 LOB: 2 BB: 0 P: 6	R: 2 E: 1 K: 1 S: 6	H: 2 LOB: 0 BB: 1 P: 10	R: 0 E: 0 K: 0 S: 3	H: 0 LOB: 0 BB: 0 P: 3	1B: 8 2B: 3 3B: 1 HR: 1	SF: 0 SAC: 0 DP: 1 HBP: 0	WP: 0 PB: 0 SB: 0 CS: 0	PA: 43			
PITCHER	IP	WLS	BF	H	R	ER	SO	BB	IBB	HBP	BLK	WP	HR	S	P	ERA	WHIP								
Juan Marichal, R (1, 1) ERA: 5.4	6.0		29	8	5	3	6	3	0	0	0	0	0	38	50	4.50	1.833								
Mike Davison, L (7, 1) ERA: 10.5	2.0	L	11	4	3	2	1	1	0	0	0	0	1	12	16	9.00	2.500								
Jerry Johnson, R (9, 1) ERA: 5.65	1.0		3	0	0	0	0	0	0	0	0	0	0	3	3	0.00	0.000								

Los Angeles Dodgers @ San Francisco Giants
 Candlestick Park, San Francisco, CA
 Fri Jul 03 1970, 6:33 AM EDT
 Att: 25,330 - Unknown

livebaseballscorecards.com

AB	39
R	8
H	12
RBI	6
BB	4
SO	7
LOB	20



Batter	1	2	3	4	5	6	7	8	9	AB	R	H	RBI	BB	SO	LOB
Bobby Bonds, R OBP: 0.390, SLG: 0.507 (1, 9) X	0-0 HR		0-0 HR	0-3 K		0-3 K		0-3 K		5	2	2	2	0	3	2
Bob Heise, R OBP: 0.271, SLG: 0.326 (1, 4) X	0-0 G6-4-3 1B		0-3 K		0-0 5-3		0-0 BB BB 1B	0-0 4-3		5	0	2	0	0	1	1
Willie Mays, R OBP: 0.379, SLG: 0.532 (1, 8) X	0-0 G6-4-3 1-2f		0-0 1B 1B		0-0 F9		4-0 BB BB	0-3 K		4	0	1	0	1	1	1
Willie McCovey, L OBP: 0.424, SLG: 0.570 (1, 3) S S S	0-3 K		0-0 FC5-4 1B		0-0 F4		0-0 F7	0-0 F5		5	0	1	0	0	1	2
Ken Henderson, S OBP: 0.416, SLG: 0.481 (1, 7) H		1-0 S 1B HBP	0-3 K		0-0 SH1-3 BB HR 1B		0-3 K	0-0 F3		4	2	1	0	0	2	4
Dick Dietz, R OBP: 0.432, SLG: 0.593 (1, 2) X		0-0 6-3 1-2	0-0 FC5-4 1-2f		4-0 SH1-3 HR BB		4-0 BB BB	1-2 2-3 BB		2	1	0	0	2	0	3
Al Gallagher, R OBP: 0.354, SLG: 0.439 (1, 5) X		0-0 2-H 1B		0-0 F8		0-0 SH1-3 1-2 2-3	0-0 F2			3	0	1	1	0	0	3
Hal Lanier, R OBP: 0.301, SLG: 0.333 (1, 6) X		0-0 F2		0-0 FC1-6 1B		0-0 F9		0-0 4-3		4	0	1	0	0	0	3
Juan Marichal, R OBP: 0.118, SLG: 0.063 (1, 1) S S S		0-3 K		0-0 FC1-6 1-2f		0-0 HR		4-0 BB		2	0	0	0	0	1	2
Bob Taylor, L OBP: 0.333, SLG: 0.347 (6, PH)										1	1	1	3	0	0	0
Mike Davison, L (7, 1)										0	0	0	0	0	0	0
Ron Hunt, R OBP: 0.393, SLG: 0.369 (8, PH)										0	0	0	0	1	0	0
Jerry Johnson, R (9, 1)										0	0	0	0	0	0	0

Inning Stats	R: 1	H: 2	E: 0	K: 1	S: 6	H: 2	LOB: 0	BB: 0	P: 6	R: 1	H: 1	E: 0	K: 1	S: 6	H: 3	LOB: 2	BB: 0	P: 10	R: 0	H: 1	E: 0	K: 1	S: 6	H: 0	LOB: 0	BB: 0	P: 3	R: 3	H: 2	E: 0	K: 1	S: 7	H: 2	LOB: 0	BB: 1	P: 11	R: 0	H: 1	E: 0	K: 1	S: 6	H: 1	LOB: 3	BB: 2	P: 14	R: 0	H: 0	E: 0	K: 1	S: 5	H: 0	LOB: 1	BB: 1	P: 9	R: 0	H: 0	E: 0	K: 1	S: 5	H: 0	LOB: 0	BB: 0	P: 5	1B: 7	SF: 0	2B: 0	SAC: 1	3B: 0	DP: 1	HR: 3	HBP: 1	WP: 0	PA: 41
--------------	------	------	------	------	------	------	--------	-------	------	------	------	------	------	------	------	--------	-------	-------	------	------	------	------	------	------	--------	-------	------	------	------	------	------	------	------	--------	-------	-------	------	------	------	------	------	------	--------	-------	-------	------	------	------	------	------	------	--------	-------	------	------	------	------	------	------	------	--------	-------	------	-------	-------	-------	--------	-------	-------	-------	--------	-------	--------


PITCHER	IP	WLS	BF	H	R	ER	SO	BB	IBB	HBP	BLK	WP	HR	S	P	ERA	WHIP
Don Sutton, R ERA: 3.5 (1, 1)	6.0		28	9	6	6	6	1	0	1	0	0	3	38	43	9.00	1.667
Jim Brewer, L ERA: 1.82 (7, 1)	3.0	W	13	1	0	0	3	3	0	0	0	0	0	16	28	0.00	1.333

BOTTOM

Los Angeles Dodgers @ San Francisco Giants
Candlestick Park, San Francisco, CA

livebaseballscorecards.com

AB	35
R	6
H	10
RBI	6
BB	4
SO	9
LOB	21



Fri Jul 03 1970, 6:33 AM EDT
Att. 25,330 - Unknown

Batter	1	2	3	4	5	6	7	8	9	AB R H RBI BB SO LOB	TOP		
Billy Grabarkewitz, R (1, 6) OBP: 0.440, SLG: 0.502	4-0 BB BB		0-3 K	0-0 2-1	0-0 E1 FC1-6		0-3 K	0-3 K		4 0 0 0 1 3 1			
Manny Mota, R (1, 7) OBP: 0.386, SLG: 0.430	0-0 F7		0-3 K		0-0 FC1-6 1B		0-0 F9		0-3 K	5 0 0 0 0 2 2			
Willie Davis, L (1, 8) OBP: 0.316, SLG: 0.408	0-0 F8			0-0 1B BB 1B	0-0 1B		0-0 F8		4-0 S 3B BB	4 2 2 0 1 0 1			
Wes Parker, S (1, 3) OBP: 0.371, SLG: 0.433	4-0 1-2 BB			4-0 1B BB 1B	0-0 F4		0-0 E4 WP E SF9		0-3 K	3 2 0 0 2 1 3			
Willie Crawford, L (1, 9) OBP: 0.321, SLG: 0.375	0-0 4-3			0-0 1B BB 1B	0-3 K		0-0 E4 SF9 WP 2B		0-0 3B 1-H	5 2 2 1 0 1 5			
Bill Sudakis, S (1, 5) OBP: 0.348, SLG: 0.458		0-0 6-3		0-0 1B 1-3 2-H 3-H		4-0 FC4-6 BB		0-0 SF9	0-0 F6	3 0 1 3 1 0 1			
Tom Haller, L (1, 2) OBP: 0.350, SLG: 0.427		0-0 F7		0-0 FC1-6 1B 2-1 1B		0-0 FC4-6		0-0 2B 2B		4 1 2 2 0 0 1			
Jim Lefebvre, S (1, 4) OBP: 0.327, SLG: 0.345		0-0 F7		0-0 FC1-6 1B 1-2		0-0 F5		0-0 2B 2B		4 0 2 1 0 0 1			
Alan Foster, R (1, 1) OBP: 0.098, SLG: 0.075			0-0 6-3	0-0 FC1-6 1-2f 2-3		0-3 K		0-0 F4		4 0 0 0 0 1 4			
Inning Stats	R: 0 E: 0 K: 0 S: 3 H: 0 LOB: 2 BB: 2 P: 11	R: 0 E: 0 K: 0 S: 3 H: 0 LOB: 0 BB: 0 P: 3	R: 0 E: 0 K: 2 S: 7 H: 0 LOB: 0 BB: 0 P: 7	R: 3 E: 0 K: 0 S: 6 H: 5 LOB: 2 BB: 1 P: 10	R: 0 E: 1 K: 1 S: 7 H: 1 LOB: 2 BB: 0 P: 7	R: 0 E: 0 K: 1 S: 5 H: 0 LOB: 1 BB: 1 P: 9	R: 0 E: 0 K: 1 S: 5 H: 0 LOB: 0 BB: 0 P: 5	R: 3 E: 2 K: 1 S: 9 H: 2 LOB: 1 BB: 0 P: 9	R: 1 E: 0 K: 2 S: 8 H: 1 LOB: 1 BB: 1 P: 12	1B: 6 2B: 2 3B: 1 HR: 0 SF: 1 SAC: 0 DP: 0 HBP: 0	WP: 1 PB: 0 SB: 1 CS: 0 PA: 42		
PITCHER	IP WLS BF H R ER SO BB IBB HBP BLK WP HR S P ERA WHIP											PITCHER	IP WLS BF H R ER SO BB IBB HBP BLK WP HR S P ERA WHIP
Gaylord Perry, R (1, 1) ERA: 3.78	7.1 L 36 8 6 3 5 4 0 0 0 1 0 41 57 3.68 1.636												
Don McMahon, R (8, 1) ERA: 3.65	1.2 7 1 1 1 3 1 0 0 0 0 0 12 16 5.40 1.200												

Los Angeles Dodgers @ San Francisco Giants
 Candlestick Park, San Francisco, CA
 Sat Jul 04 1970, 6:33 AM EDT
 Att: 17,443 - Unknown

livebaseballscorecards.com

AB 36
 R 7
 H 9
 RBI 7
 BB 5
 SO 8
 LOB 19



Batter	1	2	3	4	5	6	7	8	9	AB	R	H	RBI	BB	SO	LOB
Bobby Bonds, R OBP: 0.391, SLG: 0.510 (1, 9)	0-0 F4		0-0 3-1 2B		0-0 FC6 1B		0-0 F7			4	0	2	0	0	0	0
Bob Heise, R OBP: 0.270, SLG: 0.323 (1, 4)	0-0 BB 1B		0-0 3-1		0-0 FC6 1-2f		0-0 6-3			4	0	1	0	0	0	2
Willie Mays, R OBP: 0.377, SLG: 0.525 (1, 8)	4-0 1-2 BB		0-0 F5		0-0 F4				0-0 F4	3	0	0	0	1	0	2
Willie McCovey, L OBP: 0.419, SLG: 0.561 (1, 3)	0-0 F4		0-0 6-3		0-0 F2			0-0 F8		4	0	0	0	0	0	3
Ken Henderson, S OBP: 0.414, SLG: 0.488 (1, 7)	0-0 F4			0-0 F9		0-0 HR		0-0 4-3		4	1	1	1	0	0	2
Dick Dietz, R OBP: 0.436, SLG: 0.607 (1, 2)		0-0 1B 1B		4-0 1-3 BB		0-0 HR		0-0 5-3		3	1	2	1	1	0	0
Al Gallagher, R OBP: 0.357, SLG: 0.437 (1, 5)		0-0 1-2 G4-6-3 1B		0-0 1-3 1-2		0-0 3-1		4-0 BB		3	0	1	0	1	0	1
Hal Lanier, R OBP: 0.297, SLG: 0.329 (1, 6)		0-0 F4		0-0 F2		0-0 F9		0-0 F9		3	0	0	0	0	0	3
Ron Hunt, R OBP: 0.391, SLG: 0.367 (9, PH)										1	0	0	0	0	0	1
Gaylord Perry, R OBP: 0.094, SLG: 0.109 (1, 1)		0-0 G4-6-3				0-0 5-3		0-0 5-3		3	0	0	0	0	0	2
Don McMahon, R OBP: 0.444, SLG: 0.286 (8, 1)									0-0 1-3	0	0	0	0	0	0	0
John Stephenson, L (9, PH)										1	0	0	0	0	0	1

Inning Stats	R: 0	H: 1	E: 0	K: 0	S: 4	R: 0	H: 2	E: 0	K: 0	S: 4	R: 0	H: 1	E: 0	K: 0	S: 4	R: 0	H: 0	E: 0	K: 0	S: 3	R: 0	H: 1	E: 0	K: 0	S: 4	R: 2	H: 2	E: 0	K: 0	S: 5	R: 0	H: 0	E: 0	K: 0	S: 3	R: 0	H: 0	E: 0	K: 0	S: 3	R: 0	H: 0	E: 0	K: 0	S: 3	R: 0	H: 0	E: 0	K: 0	S: 3			
	LOB: 2	BB: 1	P: 8			LOB: 1	BB: 0	P: 4			LOB: 1	BB: 1	P: 7			LOB: 0	BB: 0	P: 5			LOB: 0	BB: 0	P: 3			LOB: 0	BB: 0	P: 3			LOB: 1	BB: 1	P: 7			LOB: 0	BB: 0	P: 3			LOB: 1	BB: 1	P: 7			LOB: 0	BB: 0	P: 3					
PITCHER Alan Foster, R ERA: 3.55 (1, 1)	IP: 9.0	WLS: W	BF: 36	H: 7	R: 2	ER: 2	SO: 0	BB: 3	IBB: 0	HBP: 0	BLK: 0	WP: 0	HR: 2	S: 33	P: 45	ERA: 2.00	WHIP: 1.111																																				
																		PITCHER	IP: 9.0	WLS: W	BF: 36	H: 7	R: 2	ER: 2	SO: 0	BB: 3	IBB: 0	HBP: 0	BLK: 0	WP: 0	HR: 2	S: 33	P: 45	ERA: 2.00	WHIP: 1.111																		

Los Angeles Dodgers @ San Francisco Giants
Candlestick Park, San Francisco, CA
 Sat Jul 04 1970, 6:33 AM EDT
 Att. 17,443 - Unknown

AB	33
R	2
H	7
RBI	2
BB	3
SO	0
LOB	17

WP: 0 PA: 36
 PB: 0 SB: 0
 CS: 0



Batter	1	2	3	4	5	6	7	8	9	AB R H RBI BB SO LOB	TOP											
Billy Grabarkewitz, R (1, 6) OBP: 0.438, SLG: 0.510	0-0 HR	0-3 K			0-3 K		0-0 5-3			4 1 1 1 0 2 0												
Manny Mota, R (1, 7) OBP: 0.392, SLG: 0.428	4-0 FC3-6 1B FC5-4 BB		4-0 1B SF9 BB		0-3 K			4-0 CS BB		1 2 0 0 3 1 0												
Willie Davis, L (1, 8) OBP: 0.318, SLG: 0.409	0-0 FC3-6 1-2 1B		0-0 SF9 1-3 1B		0-0 F5			0-0 F6 1-2		4 0 2 0 0 0 1												
Wes Parker, S (1, 3) OBP: 0.366, SLG: 0.429	0-0 FC3-6 1-2f 2-3		0-0 SF9		0-0 F5			0-0 6-3		3 0 0 1 0 0 2												
Andy Kosco, R (1, 9) OBP: 0.245, SLG: 0.409	0-0 FC5-4 1-2f		0-3 K		0-0 1B			0-0 6-3		4 0 1 1 0 1 2												
Von Joshua, L (9, 9) OBP: 0.302, SLG: 0.322	0-0 FC5-4 3-H		0-3 K		0-0 1B			0-0 6-3		0 0 0 0 0 0 0												
Bill Sudakis, S (1, 5) OBP: 0.338, SLG: 0.443	0-3 K		0-0 G3		0-0 F7			0-0 5-3		4 0 0 0 0 1 3												
Jim Lefebvre, S (1, 4) OBP: 0.325, SLG: 0.362		0-0 HR		0-0 3-1		0-0 F9		0-0 6-3		4 1 1 1 0 0 1												
Jeff Torborg, R (1, 2) OBP: 0.267, SLG: 0.265		0-0 F3		0-3 K		0-0 F9				3 0 0 0 0 1 0												
Bill Singer, R (1, 1) OBP: 0.267, SLG: 0.286		0-0 F3		0-3 K		0-0 F2				3 0 0 0 0 1 0												
Inning Stats	R: 2 E: 0 K: 1 S: 7	H: 2 LOB: 1 BB: 1 P: 11	R: 1 E: 0 K: 1 S: 6	H: 1 LOB: 0 BB: 0 P: 6	R: 1 E: 0 K: 1 S: 6	H: 1 LOB: 1 BB: 1 P: 10	R: 0 E: 0 K: 2 S: 7	H: 0 LOB: 0 BB: 0 P: 7	R: 0 E: 0 K: 2 S: 7	H: 0 LOB: 0 BB: 0 P: 7	R: 0 E: 0 K: 0 S: 4	H: 1 LOB: 1 BB: 0 P: 4	R: 0 E: 0 K: 0 S: 3	H: 0 LOB: 0 BB: 0 P: 3	R: 0 E: 0 K: 0 S: 2	H: 0 LOB: 0 BB: 1 P: 6	R: 0 E: 0 K: 0 S: 3	H: 0 LOB: 0 BB: 0 P: 3	1B: 3 2B: 0 3B: 0 HR: 2	SF: 1 SAC: 0 DP: 0 HBP: 0	WP: 0 PB: 0 SB: 0 CS: 1	PA: 34
PITCHER	IP WLS BF H R ER SO BB IBB HBP BLK WP HR S P ERA WHIP																					
Mike McCormick, L (1, 1) ERA: 5.96	2.0 L 12 4 4 4 2 2 0 0 0 0 0 2 14 22 18.00 3.000																					
Frank Reberger, R (3, 1) ERA: 6.59	6.0 19 1 0 0 5 1 0 0 0 0 0 0 28 32 0.00 0.333																					
Mike Davison, L (9, 1) ERA: 9.0	1.0 3 0 0 0 0 0 0 0 0 0 0 0 3 3 0.00 0.000																					

Los Angeles Dodgers @ San Francisco Giants
 Candlestick Park, San Francisco, CA
 Sun Jul 05 1970, 6:33 AM EDT
 Att: 16,253 - Unknown

livebaseballscorecards.com

AB 30
 R 4
 H 5
 RBI 4
 BB 3
 SO 7
 LOB 9



Batter	1	2	3	4	5	6	7	8	9	AB R H RBI BB SO LOB
--------	---	---	---	---	---	---	---	---	---	----------------------

Bobby Bonds, R <small>(1, 9) OBP: 0.389, SLG: 0.505</small>	4-0 		0-0 5-3 			0-0 6-3 			0-3 K 	3 0 0 0 1 1 0
Bob Heise, R <small>(1, 4) OBP: 0.269, SLG: 0.320 (9, 6)</small>	0-0 		0-0 4-3 			0-0 5-3 			0-0 6-3 	4 0 1 0 0 0 0
Willie Mays, R <small>(1, 8) OBP: 0.372, SLG: 0.517</small>	0-3 K 			0-3 K 		0-0 F6 			0-0 4-3 	4 0 0 0 0 2 2
Willie McCovey, L <small>(1, 3) OBP: 0.418, SLG: 0.558</small>	0-0 F5 			0-0 			0-0 F9 			3 0 1 0 0 0 2
Ken Henderson, S <small>(1, 7) OBP: 0.410, SLG: 0.483</small>	0-0 F8 			0-3 K 			0-0 F7 			3 0 0 0 0 1 3
Dick Dietz, R <small>(1, 2) OBP: 0.432, SLG: 0.599</small>		0-0 G3 		0-0 F2 			0-0 F4 			3 0 0 0 0 0 1
Al Gallagher, R <small>(1, 5) OBP: 0.351, SLG: 0.429</small>		0-0 F9 			0-0 4-3 			0-3 K 		3 0 0 0 0 1 0
Hal Lanier, R <small>(1, 6) OBP: 0.294, SLG: 0.325</small> Ron Hunt, R <small>(8, PH) OBP: 0.390, SLG: 0.365 (9, 4)</small>		0-0 F9 			0-0 6-3 			0-0 F7 		2 0 0 0 0 0 0 1 0 0 0 0 0 0
Mike McCormick, L <small>(1, 1) OBP: 0.192, SLG: 0.200</small> Frank Reberger, L <small>(3, 1) OBP: 0.182, SLG: 0.273</small> Bob Taylor, L <small>(8, PH) OBP: 0.328, SLG: 0.340</small> Mike Davison, L <small>(9, 1)</small>			0-0 1-3 		0-0 F4 			0-3 K 		0 0 0 0 0 0 0 2 0 0 0 0 0 0 1 0 0 0 0 1 0 0 0 0 0 0 0 0

Inning Stats	R: 0	H: 1	R: 0	H: 0	R: 0	H: 0	R: 0	H: 1	R: 0	H: 0	R: 0	H: 0	R: 0	H: 0	R: 0	H: 0	R: 0	H: 0	R: 0	H: 0	1B: 2	SF: 0	WP: 0	PA: 30
	E: 0	LOB: 2	E: 0	LOB: 0	E: 0	LOB: 0	E: 0	LOB: 1	E: 0	LOB: 0	E: 0	LOB: 0	E: 0	LOB: 0	E: 0	LOB: 0	E: 0	LOB: 0	E: 0	LOB: 0	2B: 0	SAC: 0	PB: 0	
	K: 1	BB: 1	K: 0	BB: 0	K: 0	BB: 0	K: 2	BB: 0	K: 0	BB: 0	K: 0	BB: 0	K: 0	BB: 0	K: 2	BB: 0	K: 1	BB: 0	K: 1	BB: 0	3B: 0	DP: 0	SB: 0	
	S: 6	P: 10	S: 3	P: 3	S: 3	P: 3	S: 8	P: 8	S: 3	P: 3	S: 3	P: 3	S: 3	P: 3	S: 7	P: 7	S: 5	P: 5	S: 5	P: 5	HR: 0	HBP: 0	CS: 0	

PITCHER	IP	WLS	BF	H	R	ER	SO	BB	IBB	HBP	BLK	WP	HR	S	P	ERA	WHIP	PITCHER	IP	WLS	BF	H	R	ER	SO	BB	IBB	HBP	BLK	WP	HR	S	P	ERA	WHIP	
Bill Singer, R <small>(1, 1) ERA: 3.22</small>	9.0	W	30	2	0	0	6	1	0	0	0	0	0	41	45	0.00	0.333																			

BOTTOM

Los Angeles Dodgers @ San Francisco Giants
 Candlestick Park, San Francisco, CA
 Sun Jul 05 1970, 6:33 AM EDT
 Att. 16,253 - Unknown

livebaseballscorecards.com

AB	29
R	0
H	2
RBI	0
BB	1
SO	6
LOB	8



Batter	1	2	3	4	5	6	7	8	9	AB R H RBI BB SO LOB	TOP																									
Bobby Bonds, R (1, 9) OBP: 0.387, SLG: 0.503	0-0 FC1-6 2B	0-0 F3		0-0 6-3		0-3 K		0-0 5-3		5 0 1 0 0 1 0																										
Ron Hunt, R (1, 4) OBP: 0.398, SLG: 0.384	0-0 FC1-6 HR		0-0 HR 1B	0-0 FC5-4 1B		0-0 3B		0-0 FC6-4 1B		5 2 4 0 0 0 1																										
Willie Mays, R (1, 8) OBP: 0.369, SLG: 0.522	0-3 K		0-0 HR	0-0 FC5-4 1-2f		0-3 K		0-3 K		5 1 1 2 0 3 4																										
Dick Dietz, R (1, 2) OBP: 0.434, SLG: 0.615	0-0 HR		0-0 F8		0-0 G1-4-3 1B		0-0 2B	0-0 FC6-4 FC4-6 1-2f		5 1 3 2 0 0 1																										
Ken Henderson, S (1, 7) OBP: 0.410, SLG: 0.484	4-0 1B BB		0-0 1-3 2B		0-0 G1-4-3 1-2f		0-0 6-3	0-0 FC4-6 1-2f		4 0 1 0 1 0 3																										
Frank Johnson, R (1, 3) OBP: 0.365, SLG: 0.418	0-0 1-3 1B		0-0 1-3 2-3		0-0 E 1B		0-0 F8			4 0 2 0 0 0 2																										
Al Gallagher, R (1, 5) OBP: 0.349, SLG: 0.422	0-0 F9		4-0 FC5-4 BB		0-0 E4 1-2		0-0 6-3			3 0 0 0 1 0 4																										
Hal Lanier, R (1, 6) OBP: 0.289, SLG: 0.319		0-0 F8	0-0 FC5-4 1-2f		0-0 5-3			0-0 5-3		4 0 0 0 0 0 4																										
Jerry Johnson, R (1, 1)		0-0 F3		0-0 6-3		0-0 5-3		0-0 F8		2 0 0 0 0 0 0																										
Mike McCormick, L (5, 1) OBP: 0.192, SLG: 0.200										0 0 0 0 0 0 0																										
Frank Reberger, L (5, 1) OBP: 0.167, SLG: 0.250										1 0 0 0 0 0 0																										
Tito Fuentes, S (8, PH) OBP: 0.276, SLG: 0.316										1 0 0 0 0 0 0																										
Mike Davison, L (8, 1)										0 0 0 0 0 0 0																										
Inning Stats	R: 2 E: 0 K: 1 S: 8	H: 3 LOB: 2 BB: 1 P: 12	R: 0 E: 0 K: 0 S: 3	H: 0 LOB: 0 BB: 0 P: 3	R: 2 E: 0 K: 0 S: 6	H: 3 LOB: 2 BB: 1 P: 10	R: 0 E: 0 K: 0 S: 4	H: 1 LOB: 1 BB: 0 P: 4	R: 0 E: 1 K: 0 S: 5	H: 2 LOB: 2 BB: 0 P: 5	R: 0 E: 0 K: 2 S: 8	H: 1 LOB: 1 BB: 0 P: 8	R: 0 E: 0 K: 0 S: 4	H: 1 LOB: 1 BB: 0 P: 4	R: 0 E: 0 K: 0 S: 3	H: 0 LOB: 0 BB: 0 P: 3	R: 0 E: 0 K: 1 S: 6	H: 1 LOB: 1 BB: 0 P: 6	1B: 6 2B: 3 3B: 1 HR: 2	SF: 0 SAC: 0 DP: 1 HBP: 0	WP: 0 PB: 0 SB: 0 CS: 0	PA: 41														
PITCHER George Stone, L (1, 1) ERA: 3.39	IP: 9.0 WLS: W BF: 41 H: 12 R: 4 ER: 4 SO: 4 BB: 2 IBB: 0 HBP: 0 BLK: 0 WP: 0 HR: 2 S: 47 P: 55 ERA: 4.00 WHIP: 1.556																																			
PITCHER	IP	WLS	BF	H	R	ER	SO	BB	IBB	HBP	BLK	WP	HR	S	P	ERA	WHIP																			

San Francisco Giants @ Atlanta Braves
Atlanta Stadium, Atlanta, GA
Mon Jul 06 1970, 7:05 PM EDT
Att: 10,918 - Unknown

livebaseballscorecards.com

AB	39
R	4
H	12
RBI	4
BB	2
SO	4
LOB	19



Batter	1	2	3	4	5	6	7	8	9	AB	R	H	RBI	BB	SO	LOB
Sonny Jackson, L (1, 6) OBP: 0.365, SLG: 0.306	0-0 6-3	0-0 FC6		0-0 2-3	4-0 1B BB		0-0 F8	4-0 1B BB		4	0	0	2	2	0	4
Felix Millan, R (1, 4) OBP: 0.340, SLG: 0.395	0-0 HR 1B		0-0 1B 3B	0-0 1B	0-0 1B FC4-6 1B		0-0 1-3 2B	0-0 1-2 2-3 3-H 1B		6	2	6	4	0	0	0
Hank Aaron, R (1, 9) OBP: 0.384, SLG: 0.631	0-0 F8		4-0 1B BB	0-0 F5	0-3 K		0-0 6-3			4	0	0	0	1	1	6
Rico Carty, R (1, 7) OBP: 0.463, SLG: 0.676	0-0 HR		0-0 1-2 3-H 1B		0-0 FC4-6 BB BB		0-0 PB BB 1B			4	2	3	3	1	0	2
Jimmie Hall, L (8, PR) OBP: 0.216, SLG: 0.182	0-0 HR		0-0 1-2 3-H 1B		0-0 FC4-6 BB BB		0-0 PB BB 1B			0	1	0	0	0	0	0
Orlando Cepeda, R (1, 3) OBP: 0.383, SLG: 0.503	0-0 6-3		0-0 F3		4-0 1-2 2B BB		0-0 BB PB 1B			4	2	2	0	1	0	2
Tommie Aaron, R (9, 3) OBP: 0.333, SLG: 0.667	0-0 6-3		0-0 F3		4-0 1-2 2B BB		0-0 BB PB 1B			0	0	0	0	0	0	0
Mike Lum, L (1, 8) OBP: 0.294, SLG: 0.419		0-0 F9	0-0 F5		0-3 K		0-0 F9-3			4	0	0	0	0	1	5
Tony Gonzalez, L (7, 8) OBP: 0.307, SLG: 0.323		0-0 F9	0-0 F5		0-3 K		0-0 F9-3			1	0	0	0	0	1	2
Hal King, L (1, 2) OBP: 0.434, SLG: 0.603		0-0 1B 1B	0-0 F7		0-0 SH BB 2B		0-0 FC5-4 1B			4	2	3	2	1	0	2
Clete Boyer, R (1, 5) OBP: 0.282, SLG: 0.328		0-0 FC6 1B	0-0 E5 2-3 1B 1B		4-0 BB SH 1B IBB		0-0 FC5-4 K			4	2	2	0	1	1	4
George Stone, L (1, 1) OBP: 0.286, SLG: 0.244		0-0 F8	0-0 F7		0-0 SH BB 1B		0-0 2B 6-3 1B			3	1	1	1	1	0	3

Inning Stats	R: 2 E: 0 K: 0 S: 5	H: 2 LOB: 0 BB: 0 P: 5	R: 0 E: 0 K: 0 S: 5	H: 2 LOB: 2 BB: 0 P: 5	R: 1 E: 0 K: 0 S: 5	H: 2 LOB: 2 BB: 1 P: 9	R: 1 E: 1 K: 0 S: 5	H: 2 LOB: 1 BB: 0 P: 5	R: 5 E: 1 K: 2 S: 10	H: 2 LOB: 2 BB: 4 P: 26	R: 0 E: 0 K: 0 S: 4	H: 2 LOB: 1 BB: 0 P: 4	R: 0 E: 0 K: 0 S: 4	H: 2 LOB: 2 BB: 0 P: 4	R: 3 E: 0 K: 2 S: 9	H: 3 LOB: 2 BB: 3 P: 21	1B: 13 2B: 3 3B: 1 HR: 1	SF: 0 SAC: 1 DP: 1 HBP: 0	WP: 0 PB: 1 SB: 0 CS: 0	PA: 47
---------------------	------------------------------	---------------------------------	------------------------------	---------------------------------	------------------------------	---------------------------------	------------------------------	---------------------------------	-------------------------------	----------------------------------	------------------------------	---------------------------------	------------------------------	---------------------------------	------------------------------	----------------------------------	-----------------------------------	------------------------------------	----------------------------------	--------

PITCHER													PITCHER																								
IP	WLS	BF	H	R	ER	SO	BB	IBB	HBP	BLK	WP	HR	S	P	ERA	WHIP	IP	WLS	BF	H	R	ER	SO	BB	IBB	HBP	BLK	WP	HR	S	P	ERA	WHIP				
Jerry Johnson, R (1, 1) ERA: 6.34	4.0	L	23	8	6	5	0	3	0	0	0	1	20	32	11.25	2.750																					
Mike McCormick, L (5, 1) ERA: 6.28	0.1		5	1	1	1	1	1	0	0	0	0	5	13	27.00	6.000																					
Frank Reberger, R (5, 1) ERA: 6.28	2.2		11	5	2	2	1	0	0	0	0	0	13	13	6.75	1.875																					
Mike Davison, L (8, 1) ERA: 11.25	1.0		8	3	3	3	2	3	0	0	0	0	9	21	27.00	6.000																					

San Francisco Giants @ Atlanta Braves
 Atlanta Stadium, Atlanta, GA
 Mon Jul 06 1970, 7:05 PM EDT
 Att. 10,918 - Unknown

AB	38
R	12
H	17
RBI	12
BB	8
SO	4
LOB	30



WP : 0	PA : 47
PB : 1	
SB : 0	
CS : 0	

livebaseballscorecards.com

BOTTOM

San Francisco Giants @ Atlanta Braves
Atlanta Stadium, Atlanta, GA

Tue Jul 07 1970, 7:05 PM EDT
Att. 12,158 - Unknown

livebaseballscorecards.com

AB	38
R	5
H	11
RBI	5
BB	1
SO	8
LOB	12



WP:	1	PA:	39
PB:	0	SB:	1
CS:	0		

AB	R	H	RBI	BB	SO	LOB
5	0	2	0	0	0	0
5	0	0	0	0	0	2
2	1	0	0	1	0	1
2	0	0	0	0	2	0
4	2	3	2	0	0	0
4	1	2	0	0	2	2
4	1	3	1	0	0	0
4	0	1	2	0	1	3
4	0	0	0	0	2	2
3	0	0	0	0	1	2
0	0	0	0	0	0	0
0	0	0	0	0	0	0
1	0	0	0	0	0	0
0	0	0	0	0	0	0

R	H	ER	SO	BB	IBB	HBP	BLK	WP	HR	S	P	ERA	WHIP
0	0	0	0	0	0	0	0	0	0	0	0	9.00	2.400
0	0	0	0	0	0	0	0	0	0	5	5	0.00	0.000
0	0	0	0	0	0	0	0	0	0	17	17	0.00	0.000

R	H	ER	SO	BB	IBB	HBP	BLK	WP	HR	S	P	ERA	WHIP
0	0	0	0	0	0	0	0	0	0	0	0	9.00	2.400
0	0	0	0	0	0	0	0	0	0	5	5	0.00	0.000
0	0	0	0	0	0	0	0	0	0	17	17	0.00	0.000

R	H	ER	SO	BB	IBB	HBP	BLK	WP	HR	S	P	ERA	WHIP
0	0	0	0	0	0	0	0	0	0	0	0	9.00	2.400
0	0	0	0	0	0	0	0	0	0	5	5	0.00	0.000
0	0	0	0	0	0	0	0	0	0	17	17	0.00	0.000

R	H	ER	SO	BB	IBB	HBP	BLK	WP	HR	S	P	ERA	WHIP
0	0	0	0	0	0	0	0	0	0	0	0	9.00	2.400
0	0	0	0	0	0	0	0	0	0	5	5	0.00	0.000
0	0	0	0	0	0	0	0	0	0	17	17	0.00	0.000

R	H	ER	SO	BB	IBB	HBP	BLK	WP	HR	S	P	ERA	WHIP
0	0	0	0	0	0	0	0	0	0	0	0	9.00	2.400
0	0	0	0	0	0	0	0	0	0	5	5	0.00	0.000
0	0	0	0	0	0	0	0	0	0	17	17	0.00	0.000

R	H	ER	SO	BB	IBB	HBP	BLK	WP	HR	S	P	ERA	WHIP
0	0	0	0	0	0	0	0	0	0	0	0	9.00	2.400
0	0	0	0	0	0	0	0	0	0	5	5	0.00	0.000
0	0	0	0	0	0	0	0	0	0	17	17	0.00	0.000

R	H	ER	SO	BB	IBB	HBP	BLK	WP	HR	S	P	ERA	WHIP
0	0	0	0	0	0	0	0	0	0	0	0	9.00	2.400
0	0	0	0	0	0	0	0	0	0	5	5	0.00	0.000
0	0	0	0	0	0	0	0	0	0	17	17	0.00	0.000

R	H	ER	SO	BB	IBB	HBP	BLK	WP	HR	S	P	ERA	WHIP
0	0	0	0	0	0	0	0	0	0	0	0	9.00	2.400
0	0	0	0	0	0	0	0	0	0	5	5	0.00	0.000
0	0	0	0	0	0	0	0	0	0	17	17	0.00	0.000

R	H	ER	SO	BB	IBB	HBP	BLK	WP	HR	S	P	ERA	WHIP
0	0	0	0	0	0	0	0	0	0	0	0	9.00	2.400
0	0	0	0	0	0	0	0	0	0	5	5	0.00	0.000
0	0	0	0	0	0	0	0	0	0	17	17	0.00	0.000

R	H	ER	SO	BB	IBB	HBP	BLK	WP	HR	S	P	ERA	WHIP
2	3	0	0	1	0	0	0	0	0	0	0	9.00	2.400
0	0	0	0	0	0	0	0	0	0	5	5	0.00	0.000
0	0	0	0	0	0	0	0	0	0	17	17	0.00	0.000

Batter	1	2	3	4	5	6	7	8	9
Sonny Jackson, L (1, 6)	F7			FC6-4		G3			F3
Felix Millan, R (1, 4)	4-3	6-3		FC6-4		1-3			F3
Hank Aaron, R (1, 9) Jimmie Hall, L (5, 9)	WP 1B BB		F2	F8		K			K
Rico Carty, R (1, 7)	1B 1B		HR	1B		4-3			
Orlando Cepeda, R (1, 3)	FC5 1B		2B 1B	K		K			
Tony Gonzalez, L (1, 8)	1-2 3-H 1B		2B 1B		G3 2B	F7			
Hal King, L (1, 2)	FC5		4-3 1-H 2-H 2B		G3			K	
Clete Boyer, R (1, 5)		6-3	4-3		K			K	
Jim Nash, R (1, 1) Bob Priddy, R (7, 1) Hoyt Wilhelm, R (7, 1) Mike Lum, L (8, PH) Rick Kester, R (9, 1)		5-3	F3		K			F8	

PITCHER	IP	WLS	BF	H	R	ER	SO	BB	IBB	HBP	BLK	WP	HR	S	P	ERA	WHIP
Rich Robertson, R (1, 1)	5.0		27	11	5	5	3	1	0	0	0	1	1	32	36	9.00	2.400
Jerry Johnson, R (6, 1)	1.0	W	3	0	0	0	1	0	0	0	0	0	0	5	5	0.00	0.000
Don McMahon, R (7, 1)	3.0	S	9	0	0	0	4	0	0	0	0	0	0	17	17	0.00	0.000

Batter	1	2	3	4	5	6	7	8	9	AB R H RBI BB SO LOB	TOP
Bobby Bonds, R OBP: 0.391, SLG: 0.498 (1, 8) (5, 9)	4-0 S BB		0-0 1B S 1B	0-3 K	0-0 2-H E 1B	4-0 BB			4-0 FC6-4-6-5 BB	3 2 2 1 3 1 0	
Ron Hunt, R OBP: 0.393, SLG: 0.377 Bob Heise, R OBP: 0.262, SLG: 0.311 (1, 4) (6, PH) (6, 4)	0-0 F2		0-0 6-3 1-2		0-0 6-3 E HBP	0-0 1-3			0-0 FC6-4-6-5 4-3 1-3	3 1 0 0 0 0 3 2 0 0 0 0 0 2	
Ken Henderson, S OBP: 0.410, SLG: 0.477 Willie Mays, R OBP: 0.365, SLG: 0.516 (1, 9) (5, PH) (5, 8)	4-0 G4-6-3 1-2 BB		4-0 1B 1B BB		4-0 1B BB E6 BB 3B				0-0 4-3 2-3	0 1 0 0 3 0 0 3 1 0 0 0 0 1	
Willie McCovey, L OBP: 0.425, SLG: 0.569 Bob Taylor, L OBP: 0.311, SLG: 0.321 (1, 3) (6, 7)	0-0 G4-6-3 1-2f		0-3 K		0-0 1B HR 1B 3B IBB				0-0 F8 F5	3 2 1 0 1 1 5 2 0 0 0 0 0 1	
Dick Dietz, R OBP: 0.446, SLG: 0.634 (1, 2)			0-0 5-3		0-0 1B 1-2 2-3 3-H 1B				4-0 BB	3 2 2 2 2 0 0	
Jim Ray Hart, R OBP: 0.500, SLG: 1.111 Al Gallagher, R OBP: 0.347, SLG: 0.420 (1, 5) (7, 5)			0-0 5-3 2B		0-0 HR 1B 3B				0-3 K	5 1 4 7 0 1 1 0 0 0 0 0 0 0	
Frank Johnson, R OBP: 0.361, SLG: 0.406 (1, 7) (6, 3)			0-0 5-3 2-3		0-3 1B 1-3 1B F9				0-0 F7	5 1 1 0 0 1 5	
Hal Lanier, R OBP: 0.284, SLG: 0.314 (1, 6)			0-3 K		0-0 F7 1-3 1B 1B				0-0 6-3 6-3	5 1 1 0 0 1 1	
Gaylord Perry, R OBP: 0.101, SLG: 0.116 (1, 1)			0-0 E5 1B 1B		0-3 K2-3 1-2 3-H				0-0 6-3 6-3	5 1 1 1 0 2 1	
Inning Stats	R: 0 E: 0 K: 0 S: 2 H: 0 LOB: 1 BB: 2 P: 10	R: 0 E: 0 K: 1 S: 6 H: 1 LOB: 1 BB: 0 P: 6	R: 2 E: 1 K: 2 S: 11 H: 4 LOB: 3 BB: 1 P: 15	R: 0 E: 0 K: 2 S: 7 H: 0 LOB: 0 BB: 0 P: 7	R: 11 E: 1 K: 0 S: 11 H: 7 LOB: 1 BB: 3 P: 24	R: 0 E: 0 K: 1 S: 5 H: 0 LOB: 1 BB: 1 P: 9	R: 0 E: 0 K: 1 S: 5 H: 0 LOB: 1 BB: 1 P: 9	R: 0 E: 0 K: 0 S: 3 H: 0 LOB: 0 BB: 0 P: 3	R: 0 E: 0 K: 0 S: 3 H: 0 LOB: 1 BB: 1 P: 7	1B: 9 2B: 1 3B: 1 HR: 1 SF: 0 SAC: 0 DP: 1 HBP: 1	WP: 0 PB: 0 SB: 2 CS: 0 PA: 49
PITCHER Phil Niekro, R ERA: 4.48 Aubrey Gatewood, R ERA: 4.5 Rick Kester, R ERA: 6.89 (1, 1) (5, 1) (5, 1)	IP WLS BF H R ER SO BB IBB HBP BLK WP HR S P ERA WHIP	4.1 L 25 9 7 7 5 4 0 0 0 0 1 31 47 14.54 3.000	0.1 8 3 6 1 0 1 1 1 0 0 0 5 14 27.00 12.000	4.1 16 0 0 0 2 3 0 0 0 0 0 17 29 0.00 0.692	PITCHER IP WLS BF H R ER SO BB IBB HBP BLK WP HR S P ERA WHIP						

San Francisco Giants @ Atlanta Braves
Atlanta Stadium, Atlanta, GA

AB	39
R	13
H	12
RBI	11
BB	9
SO	7
LOB	20



Wed Jul 08 1970, 7:05 PM EDT
Att: 10,629 - Unknown

livebaseballscorecards.com

Batter	1	2	3	4	5	6	7	8	9	AB	R	H	RBI	BB	SO	LOB
Sonny Jackson, L (1, 6) OBP: 0.364, SLG: 0.308	0-3 K			0-0 FC1-4 1B		0-0 F7		0-0 F4		4	0	1	0	0	1	1
Felix Millan, R (1, 4) OBP: 0.334, SLG: 0.387	0-0 F8			0-0 FC1-4 1B		0-0 1B			0-0 4-3	4	0	1	0	0	0	1
Tony Gonzalez, L (1, 8) OBP: 0.313, SLG: 0.332	0-0 5-3			0-0 1-2 1B		0-0 G3			0-0 F7	4	0	1	0	0	0	1
Rico Carty, R (1, 7) OBP: 0.463, SLG: 0.683		0-3 K		0-3 K			0-3 K		0-0 6-3	2	0	0	0	0	2	2
Jimmie Hall, L (7, 7) OBP: 0.195, SLG: 0.162										2	0	0	0	0	1	0
Orlando Cepeda, R (1, 3) OBP: 0.362, SLG: 0.500		0-0 F3		0-0 F8			0-0 6-3			2	0	0	0	0	0	2
Tommie Aaron, R (7, 3) OBP: 0.313, SLG: 0.625										1	0	0	0	0	0	0
Mike Lum, L (1, 9) OBP: 0.283, SLG: 0.402		0-0 F4			0-0 5-3		0-0 F5			3	0	0	0	0	0	0
Bob Aspromonte, R (1, 5) OBP: 0.274, SLG: 0.214			0-0 5-3		0-0 G6-4-3 1B			0-0 5-3 1B		3	0	2	0	0	0	0
Bob Didier, S (1, 2) OBP: 0.203, SLG: 0.181			0-0 F6		0-0 G6-4-3			0-0 5-3		3	0	0	0	0	0	2
Phil Niekro, R (1, 1) OBP: 0.176, SLG: 0.204			0-0 F8			0-0 F3		0-3 K		1	0	0	0	0	0	0
Aubrey Gatewood, R (5, 1)										0	0	0	0	0	0	0
Rick Kester, R (5, 1)										2	0	0	0	0	1	1

Inning Stats	R: 0	H: 0	E: 0	K: 1	S: 5	R: 0	H: 0	E: 0	K: 1	S: 5	R: 0	H: 0	E: 0	K: 0	S: 3	R: 0	H: 1	E: 0	K: 0	S: 3	R: 0	H: 1	E: 0	K: 1	S: 4	R: 0	H: 0	E: 0	K: 1	S: 5	R: 0	H: 1	E: 0	K: 1	S: 6	R: 0	H: 0	E: 0	K: 0	S: 3	R: 0	H: 0	E: 0	K: 0	S: 3	1B: 5	2B: 0	3B: 0	HR: 0	SF: 0	SAC: 0	DP: 1	HBP: 0	WP: 0	PB: 0	SB: 0	CS: 0	PA: 31
PITCHER Gaylord Perry, R (1, 1) ERA: 3.6	IP: 9.0	WLS: W	BF: 31	H: 5	R: 0	ER: 0	SO: 5	BB: 0	IBB: 0	HBP: 0	BLK: 0	WP: 0	HR: 0	S: 41	P: 41	ERA: 0.00	WHIP: 0.556																																									
PITCHER	IP	WLS	BF	H	R	ER	SO	BB	IBB	HBP	BLK	WP	HR	S	P	ERA	WHIP																																									

BOTTOM

San Francisco Giants @ Atlanta Braves
Atlanta Stadium, Atlanta, GA
Wed Jul 08 1970, 7:05 PM EDT
Att. 10,629 - Unknown

livebaseballscorecards.com

AB 31
R 0
H 5
RBI 0
BB 0
SO 5
LOB 10



Batter	1	2	3	4	5	6	7	8	9	10	11	AB R H RBI BB SO LOB	TOP	
Bobby Bonds, R OBP: 0.393, SLG: 0.495 (1, 9)	4-0 WP 1B S BB	0-0 6-3		0-0 1B S		4-0 E S BB		0-0 F8		0-0 F8		4 1 1 0 2 0 1	San Francisco Giants @ Atlanta Braves Atlanta Stadium, Atlanta, GA Thu Jul 09 1970, 7:05 PM EDT Att. 11,026 - Unknown	
Ron Hunt, R OBP: 0.392, SLG: 0.376 (1, 4)	0-3 K		0-0 BB 1B FC3-2 1B	0-0 F8 1B		0-0 F5 1-3		0-0 FC6-4 1B		0-0 6-3	6 0 2 0 0 1 3			
Willie Mays, R OBP: 0.368, SLG: 0.512 (1, 8)	4-0 WP 1B BB		0-0 F8 1B	0-0 5-3 1-2		4-0 1B BB		0-0 FC6-4 1-2f		0-0 WP 1-3 1B	4 3 1 0 2 0 3			
Willie McCovey, L OBP: 0.423, SLG: 0.562 (1, 3)	0-0 F2		0-0 FC3-2 BB 1B 1B		0-0 F8		0-0 F9		0-0 4-3	4-0 1-3 BB	5 1 1 0 1 0 3			
Dick Dietz, R OBP: 0.447, SLG: 0.629 (1, 2)	0-0 1-1H 2-H 1B		4-0 1B FC3-2 BB	4-0 5-3		0-0 1B 1-3 1B		0-0 F5		0-0 1-3	5 1 2 3 1 0 1			
Jim Ray Hart, R OBP: 0.500, SLG: 0.929 Al Gallagher, R OBP: 0.347, SLG: 0.420 (1, 5)	0-0 F3		0-0 FC3-2 1B	0-0 1B		0-0 1B		0-0 F6		0-0 2B	5 1 2 0 1 0 6 0 0 0 0 0 0 0			
Frank Johnson, R OBP: 0.372, SLG: 0.414 (1, 7)		0-0 SH1-4 1B	0-0 1B 1-2 2-3 3-H 1B	0-0 4-3		0-0 FC4-6 1-3 3-H 1B		0-0 4-3		0-0 6-3	6 0 3 2 0 0 4			
Hal Lanier, R OBP: 0.283, SLG: 0.311 (1, 6)		0-0 F9	0-0 1-3 2-H 3-H 1B			0-0 F6		0-0 FC4-6 1-2f		0-0 F7	5 0 1 2 0 0 3			
Juan Marichal, R OBP: 0.108, SLG: 0.057 Don McMahon, R OBP: 0.400, SLG: 0.250 (1, 1)		0-0 SH1-4 1-2		0-0 F5		0-0 F5		0-0 P1		0-0 6-3	3 0 0 0 0 0 0 1 0 0 0 0 0 0			
Inning Stats	R: 2 H: 1 E: 0 LOB: 1 K: 1 BB: 2 S: 6 P: 14	R: 0 H: 1 E: 0 LOB: 1 K: 0 BB: 0 S: 4 P: 4	R: 3 H: 4 E: 0 LOB: 2 K: 0 BB: 1 S: 6 P: 10	R: 0 H: 1 E: 0 LOB: 1 K: 0 BB: 0 S: 4 P: 4	R: 0 H: 1 E: 0 LOB: 1 K: 0 BB: 0 S: 4 P: 4	R: 0 H: 0 E: 0 LOB: 1 K: 0 BB: 1 S: 3 P: 7	R: 1 H: 2 E: 0 LOB: 2 K: 0 BB: 1 S: 5 P: 9	R: 0 H: 1 E: 0 LOB: 1 K: 0 BB: 0 S: 4 P: 4	R: 0 H: 1 E: 0 LOB: 1 K: 0 BB: 0 S: 4 P: 4	R: 0 H: 0 E: 0 LOB: 0 K: 0 BB: 0 S: 3 P: 3	R: 1 H: 1 E: 0 LOB: 2 K: 0 BB: 2 S: 4 P: 12	1B: 12 SF: 0 2B: 1 SAC: 1 3B: 0 DP: 0 HR: 0 HBP: 0		WP: 3 PA: 52 PB: 0 SB: 3 CS: 0
PITCHER Pat Jarvis, R ERA: 3.17 Bob Priddy, R ERA: 5.97	IP WLS BF H R ER SO BB IBB HBP BLK WP HR S P ERA WHIP													
	(1, 1) 7.0 35 10 6 6 1 5 0 0 0 1 0 32 52 7.71 2.143													
	(8, 1) 4.0 L 17 3 1 1 0 1 1 0 0 1 0 15 23 2.25 1.000													

AB	44
R	7
H	13
RBI	7
BB	7
SO	1
LOB	24



Batter	1	2	3	4	5	6	7	8	9	10	11	AB R H RBI BB SO LOB	BOTTOM	
Gil Garrido, R (1, 8) OBP: 0.325, SLG: 0.344 Hank Aaron, R (11, PH) OBP: 0.385, SLG: 0.627 Tommie Aaron, R (11, PR) OBP: 0.313, SLG: 0.625	0-0 5-3		0-0 6-3		0-0 F5		0-0 F9	0-0 6-3			4-0 BB HBP BB	5 0 0 0 0 0 1 0 0 0 0 1 0 0 0 0 0 0 0 0 0	San Francisco Giants @ Atlanta Braves Atlanta Stadium, Atlanta, GA Thu Jul 09 1970, 7:05 PM EDT Att. 11,026 - Unknown	
Felix Millan, R (1, 4) OBP: 0.334, SLG: 0.386	0-0 6-3		0-0 1B 1B		0-0 6-3			0-0 FC5-4 1B	0-0 F7		0-0 F4	6 0 2 0 0 0 1		
Tony Gonzalez, L (1, 8) OBP: 0.323, SLG: 0.333	4-0 BB		0-0 FC4-6 1B			4-0 G4-6-3 1B BB		0-0 FC5-4 HR	4-0 BB BB		1-0 BB HBP	2 1 1 0 3 0 1		
Orlando Cepeda, R (1, 3) OBP: 0.368, SLG: 0.510	0-0 6-3		0-0 FC4-6			0-0 G4-6-3 1B		0-0 HR	4-0 G4-6-3 BB		4-0 BB	4 1 2 2 2 0 3		
Hal King, L (1, 2) OBP: 0.419, SLG: 0.577		0-0 BB 1B	0-3 K			0-0 G4-6-3		0-0 BB 1B	0-0 G4-6-3		0-0 F3	6 1 2 0 0 1 9		
Jimmie Hall, L (1, 7) OBP: 0.196, SLG: 0.146		0-3 K		0-0 P1		0-0 2-3		4-0 2B HR BB		0-3 K		4 1 0 0 1 2 2		
Mike Lum, L (1, 9) OBP: 0.288, SLG: 0.412		0-0 F9		0-0 F9			0-0 1B	0-0 HR 2B		0-0 F3		5 1 2 1 0 0 1		
Clete Boyer, R (1, 5) OBP: 0.280, SLG: 0.333		4-0 BB		0-0 F8			0-3 K	0-0 HR		0-0 4-3		4 1 1 3 1 1 1		
Pat Jarvis, R (1, 1) OBP: 0.140, SLG: 0.143 Sonny Jackson, L (7, PH) OBP: 0.362, SLG: 0.306 Bob Priddy, R (8, 1) OBP: 0.429, SLG: 0.333 Bob Aspromonte, R (11, PH) OBP: 0.270, SLG: 0.211		0-0 6-3			0-0 F7		0-0 F5	0-3 K			0-0 6-3	2 0 0 0 0 0 2 1 0 0 0 0 0 1 1 0 0 0 0 1 0 1 0 0 0 0 0 0		
Inning Stats	R: 0 H: 0 E: 0 LOB: 1 K: 0 BB: 1 S: 3 P: 7	R: 0 H: 1 E: 0 LOB: 2 K: 1 BB: 1 S: 6 P: 10	R: 0 H: 2 E: 0 LOB: 2 K: 1 BB: 0 S: 7 P: 7	R: 0 H: 0 E: 0 LOB: 0 K: 0 BB: 0 S: 3 P: 3	R: 0 H: 0 E: 0 LOB: 0 K: 0 BB: 0 S: 3 P: 3	R: 0 H: 1 E: 0 LOB: 1 K: 1 BB: 1 S: 3 P: 7	R: 0 H: 1 E: 0 LOB: 1 K: 1 BB: 0 S: 6 P: 6	R: 6 H: 5 E: 0 LOB: 0 K: 1 BB: 1 S: 10 P: 14	R: 0 H: 0 E: 0 LOB: 1 K: 0 BB: 2 S: 2 P: 10	R: 0 H: 0 E: 0 LOB: 0 K: 1 BB: 0 S: 5 P: 5	R: 0 H: 0 E: 0 LOB: 3 K: 0 BB: 2 S: 3 P: 12	1B: 7 SF: 0 2B: 1 SAC: 0 3B: 0 DP: 2 HR: 2 HBP: 1		WP: 0 PA: 50 PB: 0 SB: 0 CS: 0
PITCHER	IP WLS BF H R ER SO BB IBB HBP BLK WP HR S P ERA WHIP													
Juan Marichal, R (1, 1) ERA: 5.37 Don McMahon, R (8, 1) ERA: 3.53	7.1 33 8 4 4 3 4 0 0 0 0 1 35 51 4.91 1.636													

livebaseballscores.com

AB 41
R 6
H 10
RBI 6
BB 8
SO 5
LOB 22



Batter	1	2	3	4	5	6	7	8	9	AB R H RBI BB SO LOB	TOP			
Bobby Bonds, R (1, 9) OBP: 0.391, SLG: 0.491	0-3 K		0-3 K		0-0 1B SF8 2-H	0-3 K		0-0 5-3		5 1 1 1 0 3 4				
Ron Hunt, R (1, 4) OBP: 0.401, SLG: 0.390	0-0 FC6-4 1B		0-0 E2 1B 2B 1-H		0-0 1B 1B 1-3	0-0 1B			0-0 1B 2B 1B	4 1 4 2 0 0 0 1 1 1 0 0 0 0				
Bob Heise, R (6, 4) OBP: 0.269, SLG: 0.317														
Willie Mays, R (1, 8) OBP: 0.368, SLG: 0.512	0-0 FC6-4 1-2f		0-0 1B		0-0 SF8	0-0 F9			0-0 2B 1B 1-2	4 1 2 2 0 0 3				
Willie McCovey, L (1, 3) OBP: 0.423, SLG: 0.562	0-0 4-3		0-0 F7		0-0 1B 1-2		0-3 K		0-0 2B 1B 1-H 2-H	5 0 2 2 0 1 2				
Dick Dietz, R (1, 2) OBP: 0.450, SLG: 0.626		0-3 K		4-0 G6-4-3 BB	0-3 K		0-0 SH3 1B		1-0 HBP	3 0 1 0 1 2 2				
Jim Ray Hart, R (1, 5) OBP: 0.474, SLG: 0.824		0-3 K		0-0 G6-4-3 1-2f		0-0 1B 1B 1B		0-0 SH3	0-3 K	3 1 1 0 0 1 1 1 0 0 0 0 1 2				
Al Gallagher, R (6, 5) OBP: 0.345, SLG: 0.417														
Frank Johnson, R (1, 7) OBP: 0.361, SLG: 0.400		0-0 G3		0-0 F5		0-0 1B 1B		0-0 6-3	0-0 F9	5 1 1 0 0 0 3				
Hal Lanier, R (1, 6) OBP: 0.281, SLG: 0.309			0-0 F4		0-0 SH5-4 1B 1B	0-3 K		0-0 F4	0-3 K	5 1 1 0 0 2 4				
Frank Reberger, L (1, 1) OBP: 0.286, SLG: 0.357			0-0 2B E 1B		0-0 SH5-4	0-0 1B 1B 1-2 2-3		0-3 K		2 1 2 0 0 0 0 1 0 0 0 0 1 0 0 0 0 0 0 0 0				
Mike Davison, L (6, 1)														
Jerry Johnson, R (8, 1)														
Inning Stats	R: 0 E: 0 K: 1 S: 6 H: 1 LOB: 1 BB: 0 P: 6	R: 0 E: 0 K: 2 S: 7 H: 0 LOB: 0 BB: 0 P: 7	R: 2 E: 1 K: 1 S: 8 H: 3 LOB: 1 BB: 0 P: 8	R: 0 E: 0 K: 0 S: 2 H: 0 LOB: 0 BB: 1 P: 6	R: 2 E: 0 K: 1 S: 9 H: 4 LOB: 2 BB: 0 P: 9	R: 2 E: 0 K: 2 S: 11 H: 4 LOB: 2 BB: 0 P: 11	R: 0 E: 0 K: 1 S: 6 H: 1 LOB: 1 BB: 0 P: 6	R: 0 E: 0 K: 1 S: 5 H: 0 LOB: 0 BB: 0 P: 5	R: 2 E: 0 K: 2 S: 10 H: 3 LOB: 2 BB: 0 P: 11	1B: 14 2B: 2 3B: 0 HR: 0 SF: 1 SAC: 2 DP: 1 HBP: 1	WP: 0 PB: 0 SB: 0 CS: 0 PA: 44			
PITCHER	IP WLS BF H R ER SO BB IBB HBP BLK WP HR S P ERA WHIP												PITCHER	IP WLS BF H R ER SO BB IBB HBP BLK WP HR S P ERA WHIP
Denny Lemaster, L (1, 1) ERA: 4.65	5.0 L 25 10 6 4 5 1 0 0 0 0 0 0 34 38 7.20 2.200													
George Culver, R (6, 1) ERA: 4.33	1.0 5 2 0 0 2 0 0 0 0 0 0 0 9 9 0.00 2.000													
Jim Bouton, R (7, 1) ERA: 6.15	2.0 7 1 0 0 2 0 0 0 0 0 0 0 11 11 0.00 0.500													
Fred Gladding, R (9, 1) ERA: 3.92	1.0 7 3 2 2 2 0 0 1 0 0 0 0 10 11 18.00 3.000													

San Francisco Giants @ Houston Astros
 Astrodome, Houston, TX
 Fri Jul 10 1970, 8:05 PM EDT
 Att. 17,770 - Unknown

AB	39
R	8
H	16
RBI	7
BB	1
SO	11
LOB	21



Batter	1	2	3	4	5	6	7	8	9	AB	R	H	RBI	BB	SO	LOB
Jesus Alou, R OBP: 0.326, SLG: 0.356 (1, 9)	4-0 BB FC5 BB BB	0-0 FC5-4 1-2f			0-0 F9	0-0 1-3			0-0 F1	4	1	0	0	1	0	3
Joe Morgan, L OBP: 0.406, SLG: 0.395 (1, 4)	4-0 FC5 BB 1-2 BB		0-0 WP SF8 S 1B		0-0 FC3-6 E 1-2f			4-0 FC5-4 BB	0-0 6-3	3	2	1	0	2	0	1
Jimmy Wynn, R OBP: 0.383, SLG: 0.485 (1, 7)	4-0 FC5 BB 1-2 2-3		0-0 SF8 1-H		0-0 E5 S 1B 1-H			0-0 FC5-4 G5-4-3 1-2f	0-3 K	3	0	1	1	1	1	1
Bob Watson, R OBP: 0.348, SLG: 0.508 (1, 3)	0-0 FC5 1-2 2-3f 3-H		0-3 K		0-3 K 1-2			0-0 G5-4-3 1-2f		4	0	0	1	0	2	4
Denis Menke, R OBP: 0.376, SLG: 0.415 (1, 6)	0-3 K		0-0 6-3					0-0 5-3		4	0	1	0	0	1	2
Cesar Cedeno, R OBP: 0.247, SLG: 0.309 (1, 8)	0-0 F9			0-0 F7		4-0 BB 2B BB		0-0 SH1-4 1B		2	1	0	0	1	0	2
Doug Rader, R OBP: 0.304, SLG: 0.414 (1, 5)		0-0 F8		0-0 F8		4-0 BB 2B BB		0-0 F8		3	1	0	0	1	0	1
Johnny Edwards, L OBP: 0.244, SLG: 0.268 (1, 2)		0-0		0-0 4-3		0-0		4-0 BB FC4-6 BB		3	0	2	2	1	0	0
Cesar Geronimo, L OBP: 1.000, SLG: 1.000 (8, PR)						0-0 G3 1-H 2-H 2B				0	0	0	0	0	0	0
Fred Gladding, L (9, 1)						0-0 G3 1-2f				0	0	0	0	0	0	0
Denny Lemaster, R OBP: 0.250, SLG: 0.237 (6, 1)		0-0 F3			0-0 FC3-6 1B			0-0 FC4-6 1-2f		2	0	1	0	0	0	1
George Culver, R OBP: 0.188, SLG: 0.294 (6, PH)										0	0	0	0	0	0	0
Gary Geiger, L OBP: 0.250, SLG: 0.250 (6, PH)										0	0	0	0	0	0	0
Hector Torres, R OBP: 0.273, SLG: 0.250 (6, PH)										1	0	0	0	0	0	1
Jim Bouton, R OBP: 0.471, SLG: 0.400 (7, 1)										0	0	0	0	0	0	0
Marty Martinez, S OBP: 0.293, SLG: 0.271 (8, PH)										1	0	0	0	0	0	2

Inning Stats	R: 1	H: 0	E: 0	K: 1	S: 5	H: 0	LOB: 2	BB: 3	P: 17	R: 0	H: 1	E: 0	K: 0	S: 4	R: 0	H: 1	E: 0	K: 1	S: 6	R: 0	H: 0	E: 0	K: 0	S: 3	R: 1	H: 2	E: 1	K: 1	S: 7	R: 2	H: 1	E: 0	K: 0	S: 4	R: 0	H: 0	E: 0	K: 0	S: 2	R: 0	H: 1	E: 0	K: 0	S: 4	R: 0	H: 0	E: 0	K: 1	S: 5	R: 0	H: 0	E: 0	K: 1	S: 5	1B: 5	SF: 1	2B: 1	SAC: 1	3B: 0	DP: 1	HR: 0	HBP: 0	WP: 1	PA: 39
--------------	------	------	------	------	------	------	--------	-------	-------	------	------	------	------	------	------	------	------	------	------	------	------	------	------	------	------	------	------	------	------	------	------	------	------	------	------	------	------	------	------	------	------	------	------	------	------	------	------	------	------	------	------	------	------	------	-------	-------	-------	--------	-------	-------	-------	--------	-------	--------

PITCHER	IP	WLS	BF	H	R	ER	SO	BB	IBB	HBP	BLK	WP	HR	S	P	ERA	WHIP
Frank Reberger, R ERA: 6.32 (1, 1)	5.1		26	5	5	4	3	5	0	0	0	1	0	27	47	6.75	1.875
Mike Davison, L ERA: 9.0 (6, 1)	2.0		7	1	0	0	0	1	0	0	0	0	0	6	10	0.00	1.000
Jerry Johnson, R ERA: 5.86 (8, 1)	1.2	S	6	0	0	0	1	1	0	0	0	0	0	7	11	0.00	0.600

BOTTOM

San Francisco Giants @ Houston Astros

Astrodome, Houston, TX

Fri Jul 10 1970, 8:05 PM EDT

Att. 17,770 - Unknown

livebaseballscorecards.com

AB	30
R	5
H	6
RBI	4
BB	7
SO	4
LOB	18



Batter	1	2	3	4	5	6	7	8	9	10	11	12	13	14	AB R H RBI BB SO LOB	TOP															
Bobby Bonds, R (1, 9) OBP: 0.387, SLG: 0.494	F8		5-3			6-3		K		5-3			HR		6 1 1 1 0 1 0	San Francisco Giants @ Houston Astros Astrodome, Houston, TX Sat Jul 11 1970. 4:33 AM EDT Att. 27,208 - Unknown															
Ron Hunt, R (1, 4) OBP: 0.400, SLG: 0.389 Bob Heise, R (7, 4) OBP: 0.261, SLG: 0.308	F9			F5			HR	K		1-3			F8		3 1 1 0 0 0 0 3 0 0 0 0 1 0																
Willie Mays, R (1, 8) OBP: 0.368, SLG: 0.519	1B			5-3			F9		HR			F4		1-3	6 1 2 1 0 0 1																
Willie McCovey, L (1, 3) OBP: 0.424, SLG: 0.572 Don Mason, L (9, PR) OBP: 0.207, SLG: 0.115 Bob Taylor, L (9, 7) OBP: 0.302, SLG: 0.309	4-3			F7			HR		4-3			6-3		F5	4 1 2 2 0 0 1 0 0 0 0 0 0 0 2 0 0 0 0 0 0																
Dick Dietz, R (1, 2) OBP: 0.451, SLG: 0.627 John Stephenson, L (3, 2)		G4-3				F3		3-1		F4				G3	1 0 1 0 0 0 0 5 0 0 0 0 1 1																
Jim Ray Hart, R (1, 5) OBP: 0.455, SLG: 0.750 Al Gallagher, R (7, 5) OBP: 0.340, SLG: 0.410	K					K			BB	4-3			4-3	F3	3 0 1 0 0 2 1 3 0 0 0 0 0 1																
Frank Johnson, R (1, 7) OBP: 0.360, SLG: 0.380		G4-3				F8			1B				F6	F2	4 0 0 0 2 0 1																
Hal Lanier, R (1, 6) OBP: 0.279, SLG: 0.306								G3		6-3				F5	5 0 1 0 0 1 4																
Rich Robertson, R (1, 1) OBP: 0.071, SLG: 0.238 Jerry Johnson, R (6, 1)															2 0 0 0 0 2 0 1 0 0 0 0 0 0 1 0 0 0 0 1 0 1 0 0 0 0 0 1 0 0 0 0 0 0 0																
Don McMahon, R (9, 1) OBP: 0.364, SLG: 0.222 Tito Fuentes, S (12, PH) OBP: 0.273, SLG: 0.313 Mike Davison, L (12, 1)																															
Inning Stats	R: 0 E: 0 K: 4 S: 4	H: 1 LOB: 1 BB: 0 P: 4	R: 0 E: 0 K: 5 S: 5	H: 1 LOB: 0 BB: 0 P: 5	R: 0 E: 0 K: 2 S: 7	H: 0 LOB: 0 BB: 0 P: 7	R: 0 E: 0 K: 1 S: 5	H: 0 LOB: 0 BB: 0 P: 5	R: 0 E: 0 K: 1 S: 5	H: 0 LOB: 0 BB: 0 P: 5	R: 2 E: 0 K: 6 S: 6	H: 3 LOB: 2 BB: 1 P: 10	R: 0 E: 0 K: 2 S: 7	H: 0 LOB: 0 BB: 0 P: 7	R: 1 E: 0 K: 0 S: 5		H: 2 LOB: 2 BB: 1 P: 9	R: 0 E: 0 K: 1 S: 5	H: 0 LOB: 0 BB: 0 P: 5	R: 0 E: 0 K: 1 S: 5	H: 0 LOB: 0 BB: 0 P: 5	R: 0 E: 0 K: 0 S: 4	H: 1 LOB: 1 BB: 0 P: 4	R: 1 E: 0 K: 0 S: 4	H: 1 LOB: 0 BB: 0 P: 4	R: 0 E: 0 K: 0 S: 3	H: 0 LOB: 0 BB: 0 P: 3	1B: 6 2B: 0 3B: 0 HR: 3	SF: 0 SAC: 0 DP: 1 HBP: 0	WP: 0 PB: 0 SB: 0 CS: 0	PA: 52
PITCHER	IP WLS BF H R ER SO BB IBB HBP BLK WP HR S P ERA WHIP																														
Larry Dierker, R (1, 1) ERA: 3.9	9.0	35	7	3	3	7	1	1	0	0	0	0	0	0	0		2	47	55	3.00	0.889										
Jim Ray, R (10, 1) ERA: 4.1	2.0	6	0	0	0	2	0	0	0	0	0	0	0	0	0		10	10	0.00	0.000											
Fred Gladding, R (12, 1) ERA: 3.95	2.0	8	2	1	1	0	0	0	0	0	0	0	0	0	1	8	8	4.50	1.000												
Jim Bouton, R (14, 1) ERA: 6.05	1.0	3	0	0	0	0	0	0	0	0	0	0	0	0	0	3	3	0.00	0.000												

AB	50
R	4
H	9
RBI	4
BB	2
SO	9
LOB	11



Batter	1	2	3	4	5	6	7	8	9	10	11	12	13	14	AB	R	H	RBI	BB	SO	LOB	BOTTOM
Jesus Alou, R (1, 9) OBP: 0.333, SLG: 0.362	0-0 1B BB 1B	0-0 1B		0-0 4-3		0-0 BB 1B		0-0 6-3		0-0 F4		0-0 6-3	0-0 1B		8	0	4	0	0	0	0	
Joe Morgan, L (1, 4) OBP: 0.414, SLG: 0.404	0-0 F5	0-0 1B		0-0 4-3		4-0 BB 1B		0-0 1B		4-0 BB		0-0 FC4-6 2B	0-0 1B		6	0	4	1	2	0	1	
Jimmy Wynn, R (1, 7) OBP: 0.386, SLG: 0.478	4-0 FC5 1B BB	0-0 F3		0-0 5-3		0-0 F8		0-0 CS		0-0 IBB		4-0 FC4-6 IBB	4-0 1B		4	0	0	0	4	0	4	
Bob Watson, R (1, 3) OBP: 0.357, SLG: 0.512	0-0		0-0		0-0 5-3	0-0 FC4-6			0-0	0-0 F3		0-0 FC4-6 IBB	0-0 F4		5	1	3	0	0	0	2	
Joe Pepitone, L (9, PR) OBP: 0.298, SLG: 0.470															0	1	0	0	0	0	0	
Hector Torres, R (10, 6) OBP: 0.273, SLG: 0.250			E 1B												0	0	0	0	0	0	0	
Marty Martinez, S (10, PH) OBP: 0.282, SLG: 0.260	1-2 2-3 1B		SF7 1B									1-2 2-3			3	0	0	0	0	0	7	
Denis Menke, R (1, 6) OBP: 0.379, SLG: 0.421	0-3 K		E 1B		0-0 F7				0-0 3B	0-0 F4		4-0 IBB			7	0	3	1	1	1	5	
Cesar Cedeno, R (1, 8) OBP: 0.247, SLG: 0.303	0-0 FC5		E1		0-0 1B				0-3 K			0-3 K			8	1	2	0	0	2	11	
Doug Rader, R (1, 5) OBP: 0.312, SLG: 0.419		0-3 K	K		0-0 1B			0-0 F3							6	1	3	0	2	2	4	
Johnny Edwards, L (1, 2) OBP: 0.244, SLG: 0.267		0-0 F7	SF7		0-0 1B			0-0 F8		4-0 IBB		4-0 FC4-6 BB	0-0 1B	6-3	5	0	1	2	1	0	4	
Larry Dierker, R (1, 11) OBP: 0.173, SLG: 0.176		0-0			0-0 5-3			0-0 4-3		4-0 FC6-4 IBB		0-3 FC4-6	0-0 1B		4	1	1	0	0	1	2	
Norm Miller, L (9, PH) OBP: 0.371, SLG: 0.399															1	0	0	0	0	0	3	
Jim Kay, R (10, 11) OBP: 0.250, SLG: 0.250															0	0	0	0	0	0	0	
Keith Lampard, L (11, PH) OBP: 0.283, SLG: 0.388		0-0 1B						0-3 K		0-0 FC6-4		0-3 K	0-0 1B		1	0	0	0	0	0	1	
Fred Gladding, L (12, 1) OBP: 0.236, SLG: 0.211															0	0	0	0	0	0	0	
Don Bryant, R (13, PH) OBP: 0.236, SLG: 0.211		1B 1B													1	0	0	1	0	0	1	
Jim Bouton, R (14, 1) OBP: 0.471, SLG: 0.400															0	0	0	0	0	0	0	

San Francisco Giants @ Houston Astros
Astrodome, Houston, TX

Sat Jul 11 1970, 4:33 AM EDT
Att: 27,208 - Unknown

livebaseballscorecards.com

AB	59
R	5
H	21
RBI	5
BB	10
SO	7
LOB	45



Inning Stats	R: 0	H: 2	E: 0	K: 1	S: 7	P: 11	R: 1	H: 3	E: 0	K: 1	S: 8	P: 8	R: 1	H: 2	E: 1	K: 1	S: 8	R: 0	H: 0	E: 0	K: 0	S: 3	R: 0	H: 2	E: 0	K: 0	S: 5	R: 0	H: 1	E: 0	K: 1	S: 4	R: 0	H: 1	E: 0	K: 1	S: 5	R: 0	H: 1	E: 0	K: 0	S: 4	R: 1	H: 2	E: 0	K: 1	S: 7	R: 0	H: 0	E: 0	K: 0	S: 3	R: 0	H: 0	E: 0	K: 1	S: 5	R: 0	H: 3	E: 0	K: 1	S: 6	R: 1	H: 4	E: 0	K: 0	S: 6	R: 1	H: 2	E: 0	K: 0	S: 4	R: 1	H: 2	E: 0	K: 0	S: 4	1B: 18	SF: 2	2B: 2	SAC: 0	3B: 1	DP: 0	HR: 0	HBP: 0	WP: 0	PA: 72	PB: 0	SB: 1	CS: 1
--------------	------	------	------	------	------	-------	------	------	------	------	------	------	------	------	------	------	------	------	------	------	------	------	------	------	------	------	------	------	------	------	------	------	------	------	------	------	------	------	------	------	------	------	------	------	------	------	------	------	------	------	------	------	------	------	------	------	------	------	------	------	------	------	------	------	------	------	------	------	------	------	------	------	------	------	------	------	------	--------	-------	-------	--------	-------	-------	-------	--------	-------	--------	-------	-------	-------

PITCHER	IP	WLS	BF	H	R	ER	SO	BB	IBB	HBP	BLK	WP	HR	S	P	ERA	WHIP
Rich Robertson, R (1, 1) ERA: 4.95	5.1	29	10	3	1	1	1	0	0	0	0	0	0	13	13	1.69	2.250
Jerry Johnson, R (6, 1) ERA: 5.63	3.0	11	3	1	1	1	1	0	0	0	0	0	0	13	13	3.00	1.000
Don McMahon, R (9, 1) ERA: 3.35	2.2	14	1	0	0	2	2	3	0	0	0	0	0	13	33	0.00	1.125
Mike Davison, L (12, 1) ERA: 8.53	2.2	L	17	7	2	2	1	0	3	0	0	0	0	16	28	6.75	2.625

San Francisco Giants @ Houston Astros
 Astrodome, Houston, TX

Sun Jul 12 1970, 4:33 AM EDT
 Att: 25,003 - Unknown

AB	38
R	7
H	10
RBI	6
BB	2
SO	9
LOB	19



Batter	1	2	3	4	5	6	7	8	9	AB	R	H	RBI	BB	SO	LOB
Bobby Bonds, R (1, 9) OBP: 0.385, SLG: 0.493	0-3 K		0-0 6-3			0-0 SF8 2B		K		5	1	1	0	0	2	2
Ron Hunt, R (1, 4) OBP: 0.400, SLG: 0.402	0-0 F8			0-0 F8		0-0 FC5-2-5 1B		0-0 HR	0-0 1B SF8 1B	5	2	2	1	0	0	2
Willie Mays, R (1, 8) OBP: 0.371, SLG: 0.521	0-3 K			4-0 BB		0-0 SF8		0-0 WP E 1B	0-0 1B SF8 1B	3	1	2	1	1	1	0
Jim Ray Hart, R (1, 5) OBP: 0.444, SLG: 0.696		0-0 6-3		0-0 F5		0-0 1B		4-0 E 1B BB	0-0 SF8	3	1	1	1	1	0	1
John Stephenson, L (1, 2)		0-0 E4		0-3 K		0-0 4-3		0-0 E4 HBP 1B	0-0 F9	5	1	0	0	0	1	5
Frank Johnson, R (1, 3) OBP: 0.362, SLG: 0.381		0-0 F4			0-0 5-3		0-0 F7	0-0 HBP 1B	0-0 1B	5	1	2	1	0	0	1
Bob Taylor, L (1, 7) OBP: 0.309, SLG: 0.305		0-3 K			0-3 K		0-0 1B	1-0 1B HBP	0-0 F7	4	0	1	0	0	2	3
Hal Lanier, R (1, 6) OBP: 0.276, SLG: 0.303			0-0 G3		0-0 F8		0-0 F9	0-3 K		3	0	0	0	0	0	1
Willie McCovey, L (8, PH) OBP: 0.422, SLG: 0.570										1	0	0	0	0	1	3
Frank Reberger, L (8, 1) OBP: 0.286, SLG: 0.357										0	0	0	0	0	0	0
Don McMahon, R (9, 1) OBP: 0.364, SLG: 0.222										0	0	0	0	0	0	0
Gaylord Perry, R (1, 1) OBP: 0.100, SLG: 0.114			0-3 K		0-0 E6 2B		0-3 K	0-0 1B		1	0	0	0	0	1	0
Al Gallagher, R (8, PH) OBP: 0.338, SLG: 0.408										1	0	0	0	0	0	0
Juan Marichal, R (6, 1) OBP: 0.100, SLG: 0.056										1	0	0	0	0	1	1
Dick Dietz, R (8, PH) OBP: 0.450, SLG: 0.629										1	0	1	2	0	0	0
Tito Fuentes, S (8, PR) OBP: 0.273, SLG: 0.313										0	0	0	0	0	0	0

Inning Stats	R: 0	H: 0	E: 0	K: 2	S: 7	P: 7	R: 0	H: 0	E: 1	K: 1	S: 6	P: 6	R: 0	H: 0	E: 0	K: 1	S: 5	P: 5	R: 0	H: 0	E: 0	K: 1	S: 5	P: 5	R: 1	H: 2	E: 1	K: 0	S: 6	P: 6	R: 0	H: 1	E: 0	K: 1	S: 6	P: 6	R: 5	H: 4	E: 1	K: 2	S: 12	P: 17	R: 1	H: 3	E: 0	K: 0	S: 6	P: 6	1B: 8	SF: 2	2B: 1	SAC: 0	3B: 0	DP: 0	HR: 1	HBP: 1	WP: 1	PA: 43
--------------	------	------	------	------	------	------	------	------	------	------	------	------	------	------	------	------	------	------	------	------	------	------	------	------	------	------	------	------	------	------	------	------	------	------	------	------	------	------	------	------	-------	-------	------	------	------	------	------	------	-------	-------	-------	--------	-------	-------	-------	--------	-------	--------

PITCHER	IP	WLS	BF	H	R	ER	SO	BB	IBB	HBP	BLK	WP	HR	S	P	ERA	WHIP
Tom Griffin, R (1, 1) ERA: 4.53	7.1		31	5	4	3	8	2	0	0	0	1	1	45	53	3.68	0.955
Jack Billingham, R (8, 1) ERA: 3.41	0.0		3	1	0	0	0	0	0	1	0	0	0	2	3	∞	∞
Jack Dilauro, L (8, 1) ERA: 4.15	0.1		1	0	0	0	1	0	0	0	0	0	0	3	3	0.00	0.000
Fred Gladding, R (8, 1) ERA: 3.95	0.0		1	1	2	0	0	0	0	0	0	0	0	1	1	∞	∞
Jim Ray, R (8, 1) ERA: 4.15	1.1	W	7	3	1	1	0	0	0	0	0	0	0	7	7	6.75	2.250

PITCHER	IP	WLS	BF	H	R	ER	SO	BB	IBB	HBP	BLK	WP	HR	S	P	ERA	WHIP
---------	----	-----	----	---	---	----	----	----	-----	-----	-----	----	----	---	---	-----	------

BOTTOM

San Francisco Giants @ Houston Astros
Astrodome, Houston, TX

Sun Jul 12 1970, 4:33 AM EDT
Att. 25,003 - Unknown

livebaseballscorecards.com

AB	38
R	8
H	15
RBI	8
BB	3
SO	8
LOB	9



WP	1	PA	42
PB	0		
SB	0		
CS	0		

AB R H RBI BB SO LOB

5	1	2	0	0	0	1
4	3	2	0	1	0	0
5	1	2	1	0	2	1
4	1	3	3	0	1	0
4	1	2	1	1	0	1
5	1	3	2	0	2	2
3	0	1	1	0	1	1
0	0	0	0	1	0	0
0	0	0	0	0	0	0
0	0	0	0	0	0	0
0	0	0	0	0	0	0
0	0	0	0	0	0	0
1	0	0	0	0	0	0
1B	10	SF	1			
2B	2	SAC	0			
3B	3	DP	0			
HR	0	HBP	0			

Batter	1	2	3	4	5	6	7	8	9
Jesus Alou, R OBP: 0.335, SLG: 0.368 (1, 9)	0-0 1B		0-0 F9 1B	0-0 1-3		0-0 6-3			0-0 WP 1B 2B
Joe Morgan, L OBP: 0.417, SLG: 0.413 (1, 4)	0-0 1B 3B		0-0 1B SF8 1B		0-0 4-3		0-0 F9		4-0 1B BB
Jimmy Wynn, R OBP: 0.386, SLG: 0.477 (1, 7)	0-3 K		0-0 FC6 1B		0-0 F7		0-3 K		0-0 1B 1B
Bob Watson, R OBP: 0.366, SLG: 0.519 (1, 3)	0-0 1B		0-0 SF8		0-0 E 2B 1B		0-3 K		0-0 1B 1B
Denis Menke, R OBP: 0.382, SLG: 0.425 (1, 6)	0-0 1B		0-0 FC6		0-0 3B 2B		0-0 F3		4-0 1B IBB
Doug Rader, R OBP: 0.316, SLG: 0.429 (1, 5)	0-3 K			0-0 3B 1B	0-0 3B		0-3 K		0-0 1B
Cesar Cedeno, R OBP: 0.250, SLG: 0.326 (1, 8)		0-0 6-3		0-0 3B	0-3 K		4-0 FC6-4 BB		
Norm Miller, L OBP: 0.381, SLG: 0.399 (8, PH)				1-H 3B					
Johnny Edwards, L OBP: 0.241, SLG: 0.263 (1, 2)		0-3 K		0-0 G3		0-0 1-3		0-0 FC6-4	
Tom Griffin, R OBP: 0.084, SLG: 0.097 (1, 1)		0-3 K		0-0 2-3		0-0 6-3			0-0 6-3
Jack Billingham, R OBP: 0.111, SLG: 0.077 (8, 1)									
Jack Dillardo, S OBP: 0.077, SLG: 0.077 (8, 1)									
Fred Gladding, L OBP: 0.077, SLG: 0.077 (8, 1)									
Jim Ray, R OBP: 0.250, SLG: 0.250 (8, 1)									
Marty Martinez, S OBP: 0.278, SLG: 0.257 (9, PH)									

Inning Stats	R: 1 E: 0 K: 2 S: 10	H: 4 LOB: 2 BB: 0 P: 10	R: 0 E: 0 K: 2 S: 7	H: 0 LOB: 0 BB: 0 P: 7	R: 1 E: 0 K: 0 S: 5	H: 2 LOB: 1 BB: 0 P: 5	R: 1 E: 0 K: 0 S: 5	H: 2 LOB: 1 BB: 0 P: 5	R: 2 E: 1 K: 1 S: 8	H: 3 LOB: 1 BB: 0 P: 8	R: 0 E: 0 K: 0 S: 3	H: 0 LOB: 0 BB: 0 P: 3	R: 0 E: 0 K: 2 S: 7	H: 0 LOB: 0 BB: 0 P: 7	R: 0 E: 0 K: 1 S: 5	H: 0 LOB: 1 BB: 1 P: 9	R: 3 E: 0 K: 0 S: 5	H: 4 LOB: 3 BB: 2 P: 13
--------------	-------------------------------	----------------------------------	------------------------------	---------------------------------	------------------------------	---------------------------------	------------------------------	---------------------------------	------------------------------	---------------------------------	------------------------------	---------------------------------	------------------------------	---------------------------------	------------------------------	---------------------------------	------------------------------	----------------------------------

PITCHER	IP	WLS	BF	H	R	ER	SO	BB	IBB	HBP	BLK	WP	HR	S	P	ERA	WHIP
Gaylord Perry, R ERA: 3.74 (1, 1)	5.0		25	11	5	5	5	0	0	0	0	0	0	35	35	9.00	2.200
Juan Marichal, R ERA: 5.26 (6, 1)	2.0		6	0	0	0	2	0	0	0	0	0	0	10	10	0.00	0.000
Frank Reberger, R ERA: 6.47 (8, 1)	1.1		7	1	2	2	1	2	0	0	0	1	0	7	15	13.50	2.250
Don McMahon, R ERA: 3.52 (9, 1)	0.0	L	4	3	1	1	0	0	1	0	0	0	0	3	7	∞	∞

Batter	1	2	3	4	5	6	7	8	9	AB R H RBI BB SO LOB	TOP									
Mary Staehle, L (1, 4) OBP: 0.332, SLG: 0.277	0-0 F8		0-0 F4		0-0 6-3		0-0 FC1-6 F9-3-6 BB 1-2f	0-0 FC4-2 FC6-4		5 0 0 0 0 0 3	Montreal Expos @ San Francisco Giants Candlestick Park, San Francisco, CA Fri Jul 17 1970, 10:05 PM EDT Att: 11,543 - Unknown livebaseballscorecards.com									
Mack Jones, L (1, 7) OBP: 0.390, SLG: 0.474	0-0 HR		0-0 HR		0-0 3-1		4-0 BB 1-2	0-0 FC6-4 1-2f		4 2 2 2 1 0 2										
Rusty Staub, L (1, 9) OBP: 0.427, SLG: 0.515	0-3 K		0-3 K			0-0 1B 2B	0-0 F9-3-6 2-3		0-0 E4	5 1 1 0 0 2 2										
Ron Fairly, L (1, 3) OBP: 0.386, SLG: 0.408	0-0 3-4-1			0-0 F7		0-3 K		0-0 E BB 1B	0-3 K	5 1 1 0 0 2 2										
Jim Gosger, L (1, 8) OBP: 0.403, SLG: 0.441		0-0 G3		4-0 WP 1B BB		0-0 1B 2-H		4-0 1B E 1B BB	0-0 F7	3 2 1 1 2 0 1										
John Bateman, R (1, 2) OBP: 0.278, SLG: 0.406		0-3 K		0-0 1-H 1B		0-0 S 1B		0-0 FC 1B 1B E	0-0 F8	5 1 2 1 0 1 3										
Coco Laboy, R (1, 5) OBP: 0.259, SLG: 0.340		0-0 2B		0-0 F4		0-0 F3		0-0 E 1B FC4-2 1B		4 0 2 1 0 0 3										
Bobby Wine, R (1, 6) OBP: 0.268, SLG: 0.281		0-0 6-3		0-0 4-3		0-0 4-3		0-0 FC4-2 E 1B		4 0 1 1 0 0 4										
Carl Morton, R (1, 1) OBP: 0.204, SLG: 0.188 Claude Raymond, R (8, 1)			0-3 K		0-0 5-3		0-0 FC1-6 1B	0-3 K		4 0 1 0 0 2 2 0 0 0 0 0 0 0										
Inning Stats	R: 1 E: 0 K: 1 S: 6	H: 1 LOB: 0 BB: 0 P: 6	R: 0 E: 0 K: 1 S: 6	H: 1 LOB: 1 BB: 0 P: 6	R: 1 E: 0 K: 2 S: 8	H: 1 LOB: 1 BB: 1 P: 8	R: 0 E: 0 K: 0 S: 3	H: 0 LOB: 0 BB: 0 P: 3	R: 1 E: 0 K: 1 S: 8	H: 3 LOB: 2 BB: 0 P: 8	R: 0 E: 0 K: 0 S: 3	H: 1 LOB: 1 BB: 1 P: 7	R: 3 E: 2 K: 1 S: 9	H: 3 LOB: 2 BB: 1 P: 13	R: 0 E: 1 K: 1 S: 6	H: 0 LOB: 1 BB: 0 P: 6	1B: 7 2B: 3 3B: 0 HR: 2	SF: 0 SAC: 0 DP: 1 HBP: 0	WP: 2 PB: 0 SB: 2 CS: 0	PA: 42
PITCHER	IP WLS BF H R ER SO BB IBB HBP BLK WP HR S P ERA WHIP																			
Juan Marichal, R (1, 1) ERA: 5.3	6.0 L 26 7 4 4 5 1 0 0 0 1 2 35 39 6.00 1.333																			
Mike McCormick, L (7, 1) ERA: 6.2	1.0 4 1 0 0 0 1 0 0 0 0 0 3 7 0.00 2.000																			
Mike Davison, L (8, 1) ERA: 9.24	0.0 2 1 2 1 0 1 0 0 0 0 0 1 5 ∞ ∞																			
Jerry Johnson, R (8, 1) ERA: 5.36	2.0 10 2 1 0 2 0 0 0 0 0 0 0 14 14 0.00 1.000																			

Montreal Expos @ San Francisco Giants
 Candlestick Park, San Francisco, CA
 Fri Jul 17 1970, 10:05 PM EDT
 Att: 11,543 - Unknown

AB	39
R	7
H	11
RBI	6
BB	3
SO	7
LOB	22



BOTTOM

Montreal Expos @ San Francisco Giants
Candlestick Park, San Francisco, CA
Fri Jul 17 1970, 10:05 PM EDT
Att. 11,543 - Unknown

livebaseballscorecards.com

AB 29
R 3
H 5
RBI 3
BB 7
SO 6
LOB 13



WP: 0 PA: 36
PB: 0
SB: 0
CS: 0

AB R H RBI BB SO LOB

4 1 1 0 0 1 1

1 1 0 0 3 0 0

3 1 1 3 1 1 2

2 0 0 0 2 0 0

4 0 2 0 0 2 0

0 0 0 0 0 0 0

4 0 0 0 0 0 2

4 0 1 0 0 1 0

1B: 4 SF: 0
2B: 0 SAC: 0
3B: 0 DP: 3
HR: 1 HBP: 0

Batter	1	2	3	4	5	6	7	8	9
Bobby Bonds, R OBP: 0.383, SLG: 0.490 (1, 9)	0-0 F8		0-0 F2			0-3 K		0-0 HR 1B	
Ron Hunt, R OBP: 0.405, SLG: 0.400 (1, 4)	4-0 BB BB BB		0-0 F8			4-0 BB 1-2 BB		4-0 HR 1-2 BB	
Willie Mays, R OBP: 0.373, SLG: 0.530 (1, 8)	4-0 BB 1-2 BB			0-3 K		0-0 F6		0-0 HR 1-H 2-H	
Willie McCovey, L OBP: 0.423, SLG: 0.566 (1, 3)	4-0 BB 1-2 2-3 BB			0-0 4-3		4-0 BB 1-2 2-3 BB		0-0 F2	
Dick Dietz, R OBP: 0.448, SLG: 0.619 (1, 2)	0-0 G6-4-3 1-2f			0-0 5-3		0-0 4-3		0-0 F7	
Jim Ray Hart, R OBP: 0.452, SLG: 0.667 Al Gallagher, R OBP: 0.338, SLG: 0.408 (1, 5) (9, 5)		0-3 K			0-0 G4-3 1B		0-0 1B	0-3 K	
Frank Johnson, R OBP: 0.347, SLG: 0.364 (1, 7)		0-0 F9		0-0 G4-3 1-2f		0-0 F9		0-0 4-3	
Hal Lanier, R OBP: 0.276, SLG: 0.302 (1, 6)		0-0 F9		0-0 4-3		0-0 G6-3 1B		0-3 K	
Juan Marichal, R OBP: 0.103, SLG: 0.054 Bob Taylor, L OBP: 0.319, SLG: 0.305 Mike McCormick, L OBP: 0.192, SLG: 0.200 Ken Henderson, S OBP: 0.409, SLG: 0.476 Mike Davison, L Jerry Johnson, R John Stephenson, L (1, 1) (6, PH) (7, 1) (7, PH) (8, 1) (8, 1) (9, PH)			0-0 G1			4-0 BB BB BB	0-0 G6-3 1-2f	0-3 K	

Inning Stats	R: 0	H: 0	E: 0	K: 0	S: 2	LOB: 2	BB: 3	P: 14
	R: 0	H: 0	E: 0	K: 1	S: 5 <td>LOB: 0</td> <td>BB: 0</td> <td>P: 5</td>	LOB: 0	BB: 0	P: 5
	R: 0	H: 0	E: 0	K: 0	S: 3 <td>LOB: 0</td> <td>BB: 0</td> <td>P: 3</td>	LOB: 0	BB: 0	P: 3
	R: 0	H: 0	E: 0	K: 1	S: 5 <td>LOB: 0</td> <td>BB: 0</td> <td>P: 5</td>	LOB: 0	BB: 0	P: 5
	R: 0	H: 1	E: 0	K: 0	S: 3 <td>LOB: 0</td> <td>BB: 0</td> <td>P: 3</td>	LOB: 0	BB: 0	P: 3
	R: 0	H: 0	E: 0	K: 1	S: 5 <td>LOB: 3</td> <td>BB: 3</td> <td>P: 17</td>	LOB: 3	BB: 3	P: 17
	R: 0	H: 2	E: 0	K: 0	S: 4 <td>LOB: 1</td> <td>BB: 0</td> <td>P: 4</td>	LOB: 1	BB: 0	P: 4
	R: 3	H: 2	E: 0	K: 1	S: 7 <td>LOB: 0</td> <td>BB: 1</td> <td>P: 11</td>	LOB: 0	BB: 1	P: 11
	R: 0	H: 0	E: 0	K: 2	S: 7 <td>LOB: 0</td> <td>BB: 0</td> <td>P: 7</td>	LOB: 0	BB: 0	P: 7

PITCHER	IP	WLS	BF	H	R	ER	SO	BB	IBB	HBP	BLK	WP	HR	S	P	ERA	WHIP
Carl Morton, R ERA: 3.79 (1, 1)	7.0	W	30	5	3	3	3	7	0	0	0	0	1	29	57	3.86	1.714
Claude Raymond, R ERA: 3.57 (8, 1)	2.0	S	6	0	0	0	3	0	0	0	0	0	0	12	12	0.00	0.000

Batter	1	2	3	4	5	6	7	8	9	AB R H RBI BB SO LOB	TOP									
Mary Staehle, L (1, 4) OBP: 0.330, SLG: 0.282	0-0 3-1			0-0 F7		0-0 4-3 1-H 2B		0-0 F8		4 0 1 1 0 0 0	Montreal Expos @ San Francisco Giants Candlestick Park, San Francisco, CA Sat Jul 18 1970, 6:33 AM EDT Att. 28,879 - Unknown livebaseballscorecards.com									
Mack Jones, L (1, 7) OBP: 0.387, SLG: 0.467	0-0 3-1			4-0 BB		0-0 4-3		0-3 K	3 0 0 0 1 1 1											
Rusty Staub, L (1, 9) OBP: 0.422, SLG: 0.508	0-0 P1			0-3 K		0-0 F9		0-0 F8	4 0 0 0 0 1 2											
Ron Fairly, L (1, 3) OBP: 0.284, SLG: 0.410		0-0 G3		0-0 F9		0-0 F6		0-0 2B	4 0 1 0 0 0 1											
Jim Gosger, L (1, 8) OBP: 0.407, SLG: 0.438		0-0 P1			0-0 3-1		0-0 1B 1B	4-0 BB BB	3 0 1 0 1 0 0											
John Bateman, R (1, 2) OBP: 0.278, SLG: 0.404		0-0 5-3			0-0 F3		0-0 G6-4-3 1-2 1B	0-0 F9	4 0 1 0 0 0 2											
Coco Laboy, R (1, 5) OBP: 0.257, SLG: 0.337			0-0 F4		0-0 F6		0-0 G6-4-3 1-2f		3 0 0 0 0 0 2											
Bobby Wine, R (1, 6) OBP: 0.267, SLG: 0.280			0-0 6-3			0-0 F9		0-0 6-3	1 0 0 0 0 0 0											
Ron Brand, R (6, PH) OBP: 0.313, SLG: 0.303									2 0 0 0 0 0 0											
Mike Wegener, R (1, 1) OBP: 0.077, SLG: 0.077			0-0 6-3			1-0 2B HBP		0-0 1-3	1 0 0 0 0 0 0											
Jim Fairey, L (6, PH) OBP: 0.328, SLG: 0.400									0 1 0 0 0 0 0											
Bill Dillman, R (6, 1)									0 0 0 0 0 0 0											
Bob Bailey, R (8, PH) OBP: 0.424, SLG: 0.681									1 0 0 0 0 0 0											
Dan McGinn, L (8, 1) OBP: 0.125, SLG: 0.125									0 0 0 0 0 0 0											
Inning Stats	R: 0 E: 0 K: 0 S: 3	H: 0 LOB: 0 BB: 0 P: 3	R: 0 E: 0 K: 0 S: 3	H: 0 LOB: 0 BB: 0 P: 3	R: 0 E: 0 K: 1 S: 5	H: 0 LOB: 1 BB: 1 P: 9	R: 0 E: 0 K: 0 S: 3	H: 0 LOB: 0 BB: 0 P: 3	R: 1 E: 0 K: 0 S: 4	H: 1 LOB: 1 BB: 0 P: 5	R: 0 E: 0 K: 0 S: 4	H: 2 LOB: 1 BB: 0 P: 4	R: 0 E: 0 K: 0 S: 3	H: 0 LOB: 0 BB: 0 P: 3	R: 0 E: 0 K: 1 S: 6	H: 1 LOB: 2 BB: 1 P: 10	1B: 2 2B: 2 3B: 0 HR: 0	SF: 0 SAC: 0 DP: 1 HBP: 1	WP: 0 PB: 0 SB: 0 CS: 0	PA: 33
PITCHER Gaylord Perry, R (1, 1) ERA: 3.62	IP: 9.0 WLS: W BF: 33 H: 4 R: 1 ER: 1 SO: 2 BB: 2 IBB: 0 HBP: 1 BLK: 0 WP: 0 HR: 0 S: 34 P: 43 ERA: 1.00 WHIP: 0.667																			

Montreal Expos @ San Francisco Giants
 Candlestick Park, San Francisco, CA
 Sat Jul 18 1970, 6:33 AM EDT
 Att. 28,879 - Unknown

AB	30
R	1
H	4
RBI	1
BB	2
SO	2
LOB	8



Batter	1	2	3	4	5	6	7	8	9
Bobby Bonds, R OBP: 0.383, SLG: 0.491 (1, 9) (7, 8)	0-0 E S FC3-6 1B	0-0 1-3	0-0 F3			0-0 2-H 1B 2B	0-3 K		
Ron Hunt, R OBP: 0.401, SLG: 0.394 (1, 4)	0-0 E6 FC3-6 BB SF7	0-0 1-3		H 1-0 HBP		0-0 F5	0-0 5-3		
Willie Mays, R OBP: 0.378, SLG: 0.531 Bob Taylor, L OBP: 0.314, SLG: 0.300 (1, 8) (7, 7)	4-0 FC3-6 1-2 BB	0-0 2B 1B		S S S 0-3 K		0-0 BB BB 2-H 1B		0-0 F7	
Willie McCovey, L OBP: 0.423, SLG: 0.567 (1, 3)	0-0 FC3-6 BB BB 2B	0-0 1-H 2B		S S S 0-3 K		0-0 F8		0-0 G4-6-3 1B	
Dick Dietz, R OBP: 0.444, SLG: 0.613 (1, 2)	0-0 SF7	0-0 F8		X 0-0 F7		B B B B 4-0 1-2 BB BB		0-0 G4-6-3 1B 1-2f	
Jim Ray Hart, R OBP: 0.500, SLG: 0.690 Tito Fuentes, S OBP: 0.277, SLG: 0.313 (1, 5) (5, PR) (6, 5)	4-0 BB 1-2 2B BB		X 0-0 FC5-4 1B		X 0-0 G6-4-3 1B	B B B B 4-0 1-2 2-3 BB			
Frank Johnson, R OBP: 0.343, SLG: 0.352 (1, 7) (7, 9)	4-0 2B BB		S S S 0-3 K		X 0-0 G6-4-3 1B 1-2f	X 0-0 F8			
Hal Lanier, R OBP: 0.279, SLG: 0.313 (1, 6)	0-0 2B		X 0-0 FC5-4 HR		X 0-0 F5		X 0-0 2B		
Gaylord Perry, R OBP: 0.122, SLG: 0.189 (1, 1)	0-3 K		X 0-0 HR			X 0-0 2B 2B	X 0-3 K		

AB	R	H	RBI	BB	SO	LOB
5	2	2	1	0	1	1
4	1	0	0	0	0	3
3	1	2	1	1	1	1
1	0	0	0	0	0	0
5	1	2	2	0	1	4
3	0	0	1	1	0	3
2	1	2	0	1	0	0
0	0	0	0	1	0	0
3	1	0	0	1	1	5
4	1	2	3	0	0	2
4	2	2	2	0	2	2

BOTTOM

Montreal Expos @ San Francisco Giants
Candlestick Park, San Francisco, CA
Sat Jul 18 1970, 6:33 AM EDT
Att. 28,879 - Unknown

AB	34
R	10
H	12
RBI	10
BB	5
SO	6
LOB	21



1B: 6	SF: 1
2B: 5	SAC: 0
3B: 0	DP: 2
HR: 1	HBP: 1

WP: 0	PA: 41
PB: 0	
SB: 1	
CS: 0	

Inning Stats		R: 5	H: 2	R: 1	H: 2	R: 2	H: 2	R: 0	H: 0	R: 0	H: 1	R: 2	H: 3	R: 0	H: 1	R: 0	H: 1
		E: 1	LOB: 1	E: 0	LOB: 1	E: 0	LOB: 0	E: 0	LOB: 1	E: 0	LOB: 1	E: 0	LOB: 3	E: 0	LOB: 1	E: 0	LOB: 0
		K: 1	BB: 3	K: 0	BB: 0	K: 1	BB: 0	K: 2	BB: 0	K: 0	BB: 0	K: 2	BB: 2	K: 2	BB: 0	K: 0	BB: 0
		S: 8	P: 20	S: 5	P: 5	S: 7	P: 7	S: 7	P: 8	S: 3	P: 3	S: 6	P: 14	S: 8	P: 8	S: 3	P: 3

PITCHER		IP	WLS	BF	H	R	ER	SO	BB	IBB	HBP	BLK	WP	HR	S	P	ERA	WHIP
Mike Wegener, R	(1, 1)	5.0	L	26	7	8	4	4	3	0	1	0	0	1	30	43	7.20	2.000
Bill Dillman, R	(6, 1)	2.0		12	4	2	2	2	2	0	0	0	0	0	14	22	9.00	3.000
Dan McGinn, L	(8, 1)	1.0		3	1	0	0	0	0	0	0	0	0	3	3	0.00	1.000	

Batter	1	2	3	4	5	6	7	8	9	AB R H RBI BB SO LOB	TOP																						
Tommie Agee, R (1, 8) OBP: 0.350, SLG: 0.515	0-0 1B 2B		0-0 F9		0-0 CS 1B		4-0 IBB			3 1 2 0 1 0 0	New York Mets @ San Francisco Giants Candlestick Park, San Francisco, CA Sun Jul 19 1970, 6:33 AM EDT Unknown																						
Bud Harrelson, S (1, 6) OBP: 0.364, SLG: 0.336	0-3 K		0-0 P4		0-0 F8 1-2		0-0 G3			4 0 0 0 0 1 4																							
Ken Singleton, S (1, 9) OBP: 0.340, SLG: 0.418	0-3 K			0-0 BB PB 1B		0-0 HR		0-0 P6		4 2 2 1 0 1 1																							
Art Shamsky, L (1, 3) OBP: 0.393, SLG: 0.466	0-0 1B 2-H			4-0 PB BB 1-2 BB		0-3 K		0-0 F9		3 0 1 1 1 1 0																							
Cleon Jones, R (1, 7) OBP: 0.311, SLG: 0.342	0-3 K			4-0 BB 1-2 2-3 BB		0-0 6-3		0-0 F8		3 0 0 0 1 1 1																							
Wayne Garrett, L (1, 4) OBP: 0.419, SLG: 0.471		0-0 F8		0-0 F7 2-3 3-H		0-0 F2		0-0 4-3		4 0 0 0 0 0 2																							
Joe Foy, R (1, 5) OBP: 0.370, SLG: 0.322		0-0 1B		0-0 L6			0-0 F3		0-3 K	4 0 1 0 0 1 2																							
Jerry Grote, R (1, 2) OBP: 0.319, SLG: 0.318 Dave Marshall, L (9, PH) OBP: 0.321, SLG: 0.421		0-0 F9		0-3 K			0-0 SH3-4 1B		0-0 3-1	3 0 1 0 0 1 2 1 0 0 0 0 0 0																							
Nolan Ryan, R (1, 1) OBP: 0.214, SLG: 0.214 Ron Taylor, R (6, 1) Danny Frisella, L (7, 1) OBP: 0.500, SLG: 0.500			0-3 K		0-3 K		0-0 SH3-4 1-2			2 0 0 0 0 2 0 0 0 0 0 0 0 0 0 0 0 0 0 0 0																							
Inning Stats	R: 1 E: 0 K: 3 S: 11	H: 2 LOB: 1 BB: 0 P: 11	R: 0 E: 0 K: 0 S: 3	H: 1 LOB: 0 BB: 0 P: 3	R: 0 E: 0 K: 1 S: 5	H: 0 LOB: 0 BB: 0 P: 5	R: 1 E: 0 K: 1 S: 6	H: 1 LOB: 2 BB: 2 P: 14	R: 0 E: 0 K: 1 S: 5	H: 1 LOB: 0 BB: 0 P: 5		R: 1 E: 0 K: 1 S: 6	H: 1 LOB: 0 BB: 0 P: 6	R: 0 E: 0 K: 0 S: 4	H: 1 LOB: 2 BB: 1 P: 8	R: 0 E: 0 K: 0 S: 3	H: 0 LOB: 0 BB: 0 P: 3	R: 0 E: 0 K: 1 S: 5	H: 0 LOB: 0 BB: 0 P: 5	1B: 5 2B: 1 3B: 0 HR: 1	SF: 0 SAC: 1 DP: 0 HBP: 0	WP: 0 PB: 1 SB: 0 CS: 1	PA: 35										
PITCHER Rich Robertson, R (1, 1) ERA: 4.84 Don McMahon, R (7, 1) ERA: 3.34	IP 6.0	WLS 24	BF 6	H 3	R 2	ER 7	SO 2	BB 0	IBB 0	HBP 0	BLK 0	WP 0	HR 1	S 36	P 44	ERA 3.00	WHIP 1.333																
											PITCHER	IP	WLS	BF	H	R	ER	SO	BB	IBB	HBP	BLK	WP	HR	S	P	ERA	WHIP					

livebaseballscores.com

AB	31
R	3
H	7
RBI	2
BB	3
SO	8
LOB	12



Batter	1	2	3	4	5	6	7	8	9	AB R H RBI BB SO LOB
Bobby Bonds, R OBP: 0.384, SLG: 0.489 (1, 8) BBB (8, 9)	4-0 E S E BB		0-3 K		0-0 1B SF7 1B		0-0 1-3	0-0 L7		4 2 1 0 1 1 0
Ron Hunt, R OBP: 0.408, SLG: 0.395 (1, 4) SSS	0-3 K 1-3		1-0 FC4-5 1B HBP		0-0 1-3 1B		4-0 1B E BB	4-0 BB		2 1 1 0 2 1 1
Ken Henderson, S OBP: 0.409, SLG: 0.476 (1, 9) SSS (8, 7)	0-3 K		0-0 FC4-5 1B		0-0 SF7		0-0 E8 1B 1B	0-0 4-3		4 1 2 1 0 1 2
Willie McCovey, L OBP: 0.422, SLG: 0.563 (1, 3) X	0-0 E1 BB		0-0 FC4-5		4-0 1-2 BB		4-0 1B 1B IBB			2 0 0 0 1 0 2
Bob Taylor, L OBP: 0.314, SLG: 0.300 (5, PR) (6, 7)			1-2f 2-3							0 0 0 0 0 0 0
Willie Mays, R OBP: 0.380, SLG: 0.531 (7, PH) (8, 8)	3-H 4-0 1-2 BB		0-0 F9		0-0 F9		0-0 1-3 2-H 1B 1B			0 1 0 0 1 0 0
Dick Dietz, R OBP: 0.444, SLG: 0.609 (1, 2) BBB B	4-0 1-2 BB		0-0 F5		0-0 F9		0-0 1-2 3-H FC6-4 1B			3 0 1 1 1 0 4
Jim Ray Hart, R OBP: 0.474, SLG: 0.636 (1, 5) SSS	0-3 K				0-0 F5		0-0 1-2 3-H FC6-4 1B			4 0 1 1 0 1 4
Al Gallagher, R OBP: 0.338, SLG: 0.408 (8, 5)					0-0 F9					0 0 0 0 0 0 0
Frank Johnson, R OBP: 0.340, SLG: 0.340 (1, 7) (6, 3)		0-3 K			0-0 6-3		4-0 G6-4-3 BB	0-0 P5		3 0 0 0 1 1 2
Hal Lanier, R OBP: 0.279, SLG: 0.309 (1, 6)		0-0 5-3			4-0 BB		0-0 P1	0-0 FC6-4		3 0 0 0 1 0 3
Rich Robertson, R OBP: 0.068, SLG: 0.227 (1, 1) SSS		0-3 K			0-3 K		0-0 G6-4-3	0-3 K		2 0 0 0 0 2 1
Bob Heise, R OBP: 0.259, SLG: 0.306 (6, PH)										1 0 0 0 0 0 1
Don McMahon, R OBP: 0.333, SLG: 0.200 (7, 1)										1 0 0 0 0 1 0

Inning Stats	R: 1	H: 0	E: 1	K: 3	S: 10	H: 0	LOB: 2	BB: 2	P: 18	R: 0	H: 0	E: 0	K: 2	S: 7	H: 0	LOB: 0	BB: 0	P: 7	R: 0	H: 1	E: 0	K: 1	S: 6	H: 0	LOB: 2	BB: 0	P: 7	R: 0	H: 0	E: 0	K: 1	S: 5	H: 0	LOB: 1	BB: 1	P: 9	R: 1	H: 2	E: 0	K: 0	S: 5	H: 0	LOB: 2	BB: 1	P: 9	R: 0	H: 0	E: 0	K: 0	S: 2	H: 3	LOB: 2	BB: 2	P: 14	R: 0	H: 0	E: 0	K: 1	S: 5	H: 0	LOB: 1	BB: 1	P: 9
1B: 6	SF: 1	2B: 0	SAC: 0	3B: 0	DP: 1	HR: 0	HBP: 1	WP: 0	PA: 39																																																						

PITCHER	IP	WLS	BF	H	R	ER	SO	BB	IBB	HBP	BLK	WP	HR	S	P	ERA	WHIP
Nolan Ryan, R ERA: 3.38 (1, 1)	5.0		25	3	2	1	7	5	0	1	0	0	0	33	54	1.80	1.600
Ron Taylor, R ERA: 3.43 (6, 1)	1.1	L	7	2	3	3	0	1	1	0	0	0	0	5	13	20.25	2.250
Danny Frisella, R ERA: 2.0 (7, 1)	1.2		7	1	0	0	1	1	0	0	0	0	0	8	12	0.00	1.200

BOTTOM

New York Mets @ San Francisco Giants
Candlestick Park, San Francisco, CA
Sun Jul 19 1970, 6:33 AM EDT
Unknown

livebaseballscores.com

AB	29
R	5
H	6
RBI	3
BB	8
SO	8
LOB	20



WP: 0	PA: 39
PB: 0	
SB: 1	
CS: 0	

Batter	1	2	3	4	5	6	7	8	9	10	AB R H RBI BB SO LOB	TOP															
Tommie Agee, R OBP: 0.348, SLG: 0.513 (1, 8) X	0-0 6-3 2B		X 0-0 F9	0-3 K		0-3 K		X 0-0 F8			5 0 1 0 0 2 2	New York Mets @ San Francisco Giants Candlestick Park, San Francisco, CA Sun Jul 19 1970, 6:38 AM EDT Att. 30,303 - Unknown livebaseballscorecards.com															
Ted Martinez, R OBP: 0.111, SLG: 0.111 (1, 4) X (4, 6)	0-0 6-3 2-3 2B		X 0-0 1-3 1B		0-3 K		X 0-0 F8	X 0-0 F8			5 0 1 0 0 1 2																
Ken Singleton, S OBP: 0.351, SLG: 0.410 (1, 7) X	0-0 F6		X 0-0 1-3 1-2 1B		4-0 FC6-4 BB		4-0 1B BB		4-0 G6-4-3 BB		2 1 0 0 3 0 2																
Donn Clendenon, R OBP: 0.360, SLG: 0.530 Mike Jorgensen, L OBP: 0.278, SLG: 0.375 (1, 3) X (9, 3)	0-0 F9		X 0-3 K		X 0-0 FC6-4 1B 1-2f 1B		X 0-0 1B 1-2 E 1B		X 0-0 G6-4-3 1-2f		5 2 1 0 0 1 4 0 0 0 0 0 0 0																
Ron Swoboda, R OBP: 0.350, SLG: 0.426 (1, 9)		X 0-0 HR		X 0-0 HR 1B		X 0-0 1B 1-3 1B		X 0-0 F7		X 0-0 6-3	5 2 3 1 0 0 2																
Joe Foy, R OBP: 0.382, SLG: 0.371 (1, 5)		X 0-0 2B		X 0-0 HR 1-H		X 0-0 FC6-4 1-2 3-H 1B		X 0-0 E8 1-H 2-H 1B		X 0-0 HR	5 2 5 5 0 0 0																
Duffy Dyer, R OBP: 0.304, SLG: 0.237 (1, 2)		0-3 K		4-0 BB		X 0-0 FC6-4 1-2f		0-3 K		0-3 K	4 0 0 0 1 3 4																
Al Weis, S OBP: 0.281, SLG: 0.318 Wayne Garrett, L OBP: 0.415, SLG: 0.472 (1, 6) X (4, PH) (4, 4)		0-3 K		0-3 K		X 0-0 G3		X 0-0 2B		X 0-0 F2	1 0 0 0 0 1 1 4 0 1 0 0 1 1																
Jerry Koosman, R OBP: 0.140, SLG: 0.075 Tug McGraw, R OBP: 0.167, SLG: 0.200 Ron Taylor, R (1, 1) (8, 1) (9, 1)		0-3 K		0-3 K		0-3 K		0-3 K		0-3 K	4 0 0 0 0 4 3 0 0 0 0 0 0 0 1 0 0 0 0 1 0																
Inning Stats	R: 0 E: 0 K: 0 S: 4	H: 1 LOB: 1 BB: 0 P: 4	R: 1 E: 0 K: 3 S: 11	H: 2 LOB: 1 BB: 0 P: 11	R: 0 E: 0 K: 1 S: 6	H: 1 LOB: 1 BB: 0 P: 6	R: 2 E: 0 K: 3 S: 11	H: 2 LOB: 1 BB: 1 P: 15	R: 1 E: 0 K: 1 S: 7	H: 2 LOB: 2 BB: 1 P: 11	R: 0 E: 0 K: 2 S: 7		H: 0 LOB: 0 BB: 0 P: 7	R: 2 E: 1 K: 1 S: 7	H: 2 LOB: 1 BB: 1 P: 11	R: 0 E: 0 K: 1 S: 6	H: 1 LOB: 1 BB: 0 P: 6	R: 0 E: 0 K: 0 S: 2	H: 0 LOB: 0 BB: 1 P: 6	R: 1 E: 0 K: 2 S: 8	H: 1 LOB: 0 BB: 0 P: 8	1B: 6 2B: 3 3B: 0 HR: 3	SF: 0 SAC: 0 DP: 1 HBP: 0	WP: 0 PB: 0 SB: 0 CS: 0	PA: 45		
PITCHER Skip Pitlock, L ERA: 4.84 Jerry Johnson, R ERA: 5.16 Don McMahon, R ERA: 3.38	IP 3.0	WLS L	BF 16	H 6	R 3	ER 3	SO 4	BB 1	IBB 0	HBP 0	BLK 0	WP 0	HR 2	S 23	P 27	ERA 9.00	WHIP 2.333										
	5.0		22	5	3	2	8	2	0	0	0	0	0	36	44	3.60	1.400										
	2.0	L	7	1	1	1	2	1	0	0	0	0	1	10	14	4.50	1.000										



BOTTOM

New York Mets @ San Francisco Giants
Candlestick Park, San Francisco, CA
Sun Jul 19 1970, 6:38 AM EDT
Att. 30,303 - Unknown

livebaseballscorecards.com

AB 41
R 6
H 9
RBI 4
BB 6
SO 10
LOB 27



WP: 2 PA: 47
PB: 0
SB: 0
CS: 0

AB R H RBI BB SO LOB

5	1	0	0	1	2	0
6	1	1	1	0	1	2
4	1	0	0	1	0	0
4	1	2	0	1	1	2
3	1	1	0	0	1	1
1	0	1	0	1	0	0
4	1	0	0	0	2	5
1	0	1	2	0	0	0
2	0	1	0	1	0	0
1	0	1	0	1	0	0
3	0	1	1	0	0	3
2	0	0	0	0	0	3
1	0	0	0	0	0	0
1	0	0	0	0	1	0

Batter	1	2	3	4	5	6	7	8	9	10
Bobby Bonds, R OBP: 0.380, SLG: 0.482 (1, 9) (10, 8)	0-3 K	0-3 K			0-0 6-3		0-0 E5 G6-4-3		4-0 BB 1B BB	0-0 F7
Ron Hunt, R OBP: 0.403, SLG: 0.401 (1, 4) (10, 8)	0-0 HR	0-0 F8			0-0 F6		0-0 G6-4-3 1-2f		0-3 K	0-0 1-3
Willie Mays, R OBP: 0.377, SLG: 0.524 (1, 8) (10, 3)	0-0 4-3	0-0 5-3			0-0 F9		0-0 F3		4-0 BB 1-2 1B BB	
Dick Dietz, R OBP: 0.447, SLG: 0.608 (1, 2) (10, 3)	0-0 1B E 1B				0-0 F8		0-0 1B E 1B		4-0 1B 1B BB	0-3 K
Jim Ray Hart, R OBP: 0.463, SLG: 0.611 (1, 5) (10, 3)	0-0 E 1-2 WP 1B				0-3 K		0-0 E5 1-2 1B		4-0 1-2 1B 2-3 BB	4-0 1B 1B BB
Frank Johnson, R OBP: 0.327, SLG: 0.327 (1, 3) (10, 7)	0-0 WP E5 1-3 2-H 1B				0-0 F8		0-3 K		0-3 K	0-0 1-3 2-H 3-H 1B
Bob Taylor, L OBP: 0.329, SLG: 0.306 (1, 7) (10, 9)	4-0 1B 1-3 3-H BB				0-0 F5		0-0 FC6-4 1-2 2-3 1B		0-0 1-2 2-3 1B	4-0 FC6-4 1-2 IBB
Ken Henderson, S OBP: 0.412, SLG: 0.478 (8, PH) (9, 7) (10, 9)					0-0 F9		0-0 F3		0-0 F8	0-0 FC6-4 1-2f
Hal Lanier, R OBP: 0.279, SLG: 0.310 (1, 6) (8, PH) (9, 6)	0-0 1-3 3-H 1B				0-0 F4		0-0 FC6-4 1-2f		0-3 K	
Skip Pitlock, L OBP: 0.254, SLG: 0.300 (1, 1) (8, PH) (9, 6)	0-3 K									0-3 K
Jerry Johnson, R OBP: 0.276, SLG: 0.311 (4, 1) (8, PH) (9, 1) (10, PH)										

Inning Stats	R: 4	H: 4	E: 1	K: 2	S: 12	R: 0	H: 4	E: 0	K: 1	S: 5	R: 0	H: 0	E: 0	K: 1	S: 5	R: 0	H: 0	E: 0	K: 0	S: 3	R: 0	H: 2	E: 1	K: 1	S: 8	R: 0	H: 0	E: 0	K: 0	S: 3	R: 0	H: 2	E: 0	K: 2	S: 9	R: 2	H: 1	E: 0	K: 2	S: 8	R: 0	H: 0	E: 0	K: 1	S: 5	1B: 8	2B: 0	3B: 0	HR: 1	SF: 0	SAC: 0	DP: 1	HBP: 0
--------------	------	------	------	------	-------	------	------	------	------	------	------	------	------	------	------	------	------	------	------	------	------	------	------	------	------	------	------	------	------	------	------	------	------	------	------	------	------	------	------	------	------	------	------	------	------	-------	-------	-------	-------	-------	--------	-------	--------

PITCHER	IP	WLS	BF	H	R	ER	SO	BB	IBB	HBP	BLK	WP	HR	S	P	ERA	WHIP
Jerry Koosman, L ERA: 3.02 (1, 1)	7.1		34	8	4	1	6	2	0	0	0	1	1	44	52	1.23	1.364
Tug McGraw, L ERA: 4.12 (8, 1)	1.1		7	0	2	2	3	3	0	0	0	0	0	10	22	13.50	2.250
Ron Taylor, R ERA: 3.32 (9, 1)	1.1	W	6	1	0	0	1	0	1	0	0	0	0	7	11	0.00	0.750

Batter	1	2	3	4	5	6	7	8	9	AB R H RBI BB SO LOB	TOP																
Tommie Agee, R (1, 8) OBP: 0.346, SLG: 0.509	0-3 K		0-0 6-3	0-3 K		0-0 2B 1-2 1B		0-3 K		5 0 1 0 0 3 2	New York Mets @ San Francisco Giants Candlestick Park, San Francisco, CA Mon Jul 20 1970, 10:05 PM EDT Att. 7,815 - Unknown																
Bud Harrelson, S (1, 6) OBP: 0.364, SLG: 0.340	0-0 4-3		0-0 2B 1B		0-3 K	0-0 1-3 2-H 2B		0-0 F5		5 1 2 1 0 1 1																	
Ken Singleton, S (1, 9) OBP: 0.362, SLG: 0.433	0-0 2B		0-0 1-H 2B		4-0 G3 WP BB	0-0 4-3		0-0 3-1		4 0 2 1 1 0 2																	
Art Shamsky, L (1, 3) OBP: 0.389, SLG: 0.459	0-0 F8		0-0 F4		0-0 G3		0-0 F9		4-0 1B BB	4 0 0 0 1 0 3																	
Cleon Jones, R (1, 7) OBP: 0.313, SLG: 0.343		0-0 G4-6-3 1B	0-0 G3		0-0 6-3		0-0 1B		0-3 K	5 0 2 0 0 1 3																	
Wayne Garrett, L (1, 4) OBP: 0.415, SLG: 0.490		0-0 G4-6-3 1-2f		0-3 K		0-0 HR		0-0 F8	0-0 1-3 1B	5 1 2 1 0 1 2																	
Joe Foy, R (1, 5) OBP: 0.383, SLG: 0.369		0-0 S 1B		4-0 BLK 2B BB		0-0 F8	0-0 F6		0-0 F7	4 1 1 0 1 0 3																	
Jerry Grote, R (1, 2) OBP: 0.326, SLG: 0.324		4-0 1-2 IBB		0-0 1-H 2B		0-0 4-3		4-0 WP BB		2 0 1 1 2 0 0																	
Rich Folkers, L (1, 1) OBP: 0.250, SLG: 0.250		0-3 K		0-3 K		0-0 1B 2B 1B		0-0 F7		3 1 1 0 0 2 3																	
Danny Frisella, L (6, 1) OBP: 0.500, SLG: 0.500										0 0 0 0 0 0 0																	
Dave Marshall, L (8, PH) OBP: 0.318, SLG: 0.418										1 0 0 0 0 0 1																	
Ron Taylor, R (8, 1)										0 0 0 0 0 0 0																	
Inning Stats	R: 0 E: 0 K: 1 S: 6	H: 1 LOB: 1 BB: 0 P: 6	R: 0 E: 0 K: 1 S: 6	H: 2 LOB: 2 BB: 1 P: 10	R: 1 E: 0 K: 0 S: 5	H: 2 LOB: 1 BB: 1 P: 5	R: 1 E: 0 K: 3 S: 10	H: 1 LOB: 1 BB: 1 P: 14	R: 0 E: 0 K: 1 S: 5	H: 0 LOB: 1 BB: 1 P: 9	R: 2 E: 0 K: 0 S: 7	H: 4 LOB: 2 BB: 0 P: 7	R: 0 E: 0 K: 0 S: 4	H: 1 LOB: 1 BB: 0 P: 4	R: 0 E: 0 K: 1 S: 5	H: 0 LOB: 1 BB: 1 P: 9	R: 0 E: 0 K: 1 S: 6	H: 1 LOB: 2 BB: 1 P: 10	1B: 7 2B: 4 3B: 0 HR: 1	SF: 0 SAC: 0 DP: 1 HBP: 0	WP: 3 PB: 0 SB: 1 CS: 0	PA: 43					
PITCHER	IP	WLS	BF	H	R	ER	SO	BB	IBB	HBP	BLK	WP	HR	S	P	ERA	WHIP										
Frank Reberger, R (1, 1) ERA: 6.46	5.2		29	10	4	4	6	2	1	0	1	1	1	38	50	6.35	2.118										
Mike Davison, L (6, 1) ERA: 9.0	0.1	W	1	0	0	0	0	0	0	0	0	0	0	1	1	0.00	0.000										
Rich Robertson, R (7, 1) ERA: 4.74	2.2		12	2	0	0	2	2	0	0	0	1	0	14	22	0.00	1.500										
Don McMahon, R (9, 1) ERA: 3.36	0.1	S	1	0	0	0	0	0	0	0	0	0	0	1	1	0.00	0.000										


livebaseballscorecards.com

AB	38
R	4
H	12
RBI	4
BB	5
SO	8
LOB	20



Batter	1	2	3	4	5	6	7	8	9
Bobby Bonds, R OBP: 0.386, SLG: 0.482 (1, 8) BB (8, 9)	4-0 PO 1-3 BB		4-0 BB		0-0 FC4-6 1B 1-2 2-H	4-0 BB IBB	0-0 F9		
Frank Johnson, R OBP: 0.322, SLG: 0.314 (1, 3) X	0-0 1-3 1-2		0-0 F2		0-0 FC4-6 1-2 2-3 2-3	4-0 BB BB BB BB BB BB		0-0 1-3	
Ron Hunt, R OBP: 0.403, SLG: 0.398 (1, 4) X	0-0 F6			0-0 5-3	0-0 F7	4-0 FC6-4 BB 1-2 2-3 3-H		0-0 1B	
Dick Dietz, R OBP: 0.449, SLG: 0.621 Russ Gibson, R OBP: 0.269, SLG: 0.341 (1, 2) (9, 2)	0-0 PO 2-3	4-0 BB		0-0 HR		0-0 FC6-4 1B 2B		0-0 F9	
Jim Ray Hart, R OBP: 0.444, SLG: 0.575 Willie Mays, R OBP: 0.376, SLG: 0.522 (1, 7) (8, 8)		0-0 F3		0-3 K		0-0 F3	0-0 FC3-6 1B FC 1B	0-0 F6	
Al Gallagher, R OBP: 0.348, SLG: 0.410 (1, 5)		0-3 K		0-0 4-3		4-0 1B 2B BB	0-0 FC3-6 1B		
Bob Taylor, L OBP: 0.325, SLG: 0.292 (1, 9) (8, 7)		0-3 K			4-0 BB 1B BB	0-0 F8	0-0 FC3-6 FC WP 1-2 2-3		
Hal Lanier, R OBP: 0.283, SLG: 0.310 (1, 6)			0-0 F6		4-0 FC4-6 1B 1-2 BB	0-0 2B BB 1B	0-0 FC		
Frank Reberger, L OBP: 0.250, SLG: 0.313 Mike Davison, L (6, 1)			0-3 K		0-3 K	0-0 BB 2B	0-3 K		
Bob Heise, R OBP: 0.261, SLG: 0.315 Rich Robertson, R OBP: 0.067, SLG: 0.222 Don McMahon, R OBP: 0.333, SLG: 0.200 (6, PH) (7, 1) (9, 1)						1-3 BB 2B 3-H			

AB	R	H	RBI	BB	SO	LOB
2	0	1	1	3	0	2
4	0	0	1	1	0	4
4	0	1	1	1	0	3
4	2	2	1	1	0	4
0	0	0	0	0	0	0
4	1	1	0	0	1	2
1	0	0	0	0	0	1
3	1	1	0	1	1	1
3	1	0	0	1	1	5
3	1	1	2	1	0	1
2	0	0	0	0	2	2
0	0	0	0	0	0	0
1	1	1	1	0	0	0
1	0	0	0	0	1	2
0	0	0	0	0	0	0

BOTTOM	
New York Mets @ San Francisco Giants Candlestick Park, San Francisco, CA Mon Jul 20 1970, 10:05 PM EDT Att. 7,815 - Unknown	
AB 32 R 7 H 8 RBI 7 BB 9 SO 6 LOB 27	
WP: 1 PA: 42 PB: 0 SB: 0 CS: 0	

Inning Stats		R: 0	H: 0	E: 0	K: 0	S: 2	R: 0	H: 0	E: 0	K: 2	S: 7	R: 0	H: 0	E: 0	K: 1	S: 5	R: 1	H: 1	E: 0	K: 1	S: 6	R: 1	H: 1	E: 0	K: 1	S: 6	R: 4	H: 3	E: 0	K: 0	S: 6	R: 1	H: 2	E: 0	K: 1	S: 8	R: 0	H: 1	E: 0	K: 0	S: 4
PITCHER		IP	WLS	BF	H	R	ER	SO	BB	IBB	HBP	BLK	WP	HR	S	P	ERA	WHIP	PITCHER		IP	WLS	BF	H	R	ER	SO	BB	IBB	HBP	BLK	WP	HR	S	P	ERA	WHIP				
Rich Folkers, L ERA: 5.17 (1, 1)		5.2	L	27	5	6	6	5	6	0	0	0	0	1	31	55	9.53	1.941	Danny Frisella, R ERA: 2.61 (6, 1)		1.1		10	2	1	1	1	2	1	0	0	1	0	9	21	6.75	3.000				
Ron Taylor, R ERA: 3.24 (8, 1)		1.0		4	1	0	0	0	0	0	0	0	0	0	4	4	0.00	1.000	Don McMahon, R ERA: 3.24 (9, 1)		1.0		4	1	0	0	0	0	0	0	0	0	0	4	4	0.00	1.000				

Batter	1	2	3	4	5	6	7	8	9	AB	R	H	RBI	BB	SO	LOB	TOP										
Tony Taylor, R (1, 7) OBP: 0.349, SLG: 0.404 Byron Browne, R (8, 9) OBP: 0.332, SLG: 0.459	0-0 E5 FC 1B	0-3 K2-3		0-0 1-3 3-H 1B		0-0 4-3		4-0 IBB		4	1	1	1	1	1	1											
Denny Doyle, L (1, 4) OBP: 0.291, SLG: 0.331	0-0 FC 1B 1-2		0-0 4-3	0-0 G3			0-0 F7	0-0 4-3		5	1	0	0	0	0	6											
Don Money, R (1, 5) OBP: 0.397, SLG: 0.537	0-0 1B 1-2 2-H G4-6-3 1B		0-0 F4		0-3 K		0-3 K		4-0 BB 2B	4	2	1	1	1	2	0											
Deron Johnson, R (1, 3) OBP: 0.328, SLG: 0.472	0-0 1B 1-3 2-H G4-6-3 1B		0-0 5-3		0-0 6-3		0-0 HR		0-0 1B 2B	5	2	3	3	0	0	0											
John Briggs, L (1, 9) OBP: 0.320, SLG: 0.365 (8, 7)	0-0 G4-6-3 1-2f 3-H			0-0 1B 1B		0-0 F2		0-0 F8	0-0 2B 2-H 1B	5	1	2	1	0	0	1											
Larry Hisle, R (1, 8) OBP: 0.296, SLG: 0.320	4-0 BB			0-0 1B 1-2 1B		0-3 K		4-0 S 1B G1-2-3 BB	0-0 F8	3	1	1	0	2	1	1											
Larry Bowa, S (1, 6) OBP: 0.266, SLG: 0.286 Terry Harmon, R (2, 6)	0-0 G3			0-3 K		0-0 S E 1B		0-0 G1-2-3 S 1B	0-0 F3	1	0	0	0	0	0	1											
Mike Ryan, R (1, 2) OBP: 0.327, SLG: 0.340				0-0 1B 1-3 2-H 1B		0-0 1-3		4-0 G1-2-3 BB	0-0 1-3 2B	4	0	2	1	1	0	1											
Rick Wise, R (1, 1) OBP: 0.224, SLG: 0.277 Dick Selma, R (7, 1) OBP: 0.154, SLG: 0.083 Joe Hoerner, R (9, 1) OBP: 0.444, SLG: 0.429				0-0 F2		0-0 E6 2-H 1B		0-0 G1-2-3 1-2 2-3 3-Hf	0-0 4-3	3	0	1	0	0	1	2											
										2	0	0	0	0	0	5											
										0	0	0	0	0	0	0											
Inning Stats	R: 3 E: 1 K: 0 S: 6	H: 2 LOB: 1 BB: 1 P: 10	R: 0 E: 0 K: 2 S: 7	H: 0 LOB: 0 BB: 0 P: 7	R: 0 E: 0 K: 0 S: 3	H: 0 LOB: 0 BB: 0 P: 3	R: 2 E: 0 K: 1 S: 9	H: 4 LOB: 2 BB: 0 P: 9	R: 0 E: 0 K: 1 S: 5	H: 0 LOB: 0 BB: 0 P: 5	R: 1 E: 1 K: 1 S: 7	H: 2 LOB: 1 BB: 0 P: 7	R: 1 E: 0 K: 1 S: 6	H: 1 LOB: 0 BB: 0 P: 6	R: 0 E: 0 K: 0 S: 3	H: 1 LOB: 3 BB: 3 P: 15	R: 2 E: 0 K: 0 S: 6	H: 3 LOB: 2 BB: 1 P: 10	1B: 10 2B: 2 3B: 0 HR: 1	SF: 0 SAC: 0 DP: 2 HBP: 0	WP: 0 PB: 0 SB: 3 CS: 0	PA: 45					
PITCHER	IP	WLS	BF	H	R	ER	SO	BB	IBB	HBP	BLK	WP	HR	S	P	ERA	WHIP										
Juan Marichal, R (1, 1) ERA: 5.22	7.0	L	32	9	7	3	6	1	0	0	0	0	1	43	47	3.86	1.429										
Skip Pitlock, L (8, 1) ERA: 4.84	0.0		3	1	0	0	0	2	0	0	0	0	0	1	9	∞	∞										
Mike Davison, L (8, 1) ERA: 9.0	2.0		10	3	2	2	0	1	1	0	0	0	0	8	16	9.00	2.000										

Philadelphia Phillies @ San Francisco Giants
Candlestick Park, San Francisco, CA
Tue Jul 21 1970, 6:33 AM EDT
Att. 3,418 - Unknown

livebaseballscorecards.com

AB	40
R	9
H	13
RBI	7
BB	5
SO	6
LOB	21



Batter	1	2	3	4	5	6	7	8	9	AB	R	H	RBI	BB	SO	LOB
Bobby Bonds, R OBP: 0.383, SLG: 0.478 (1, 8)	0-0 6-3		0-0 6-3		0-0 G5-4-3 1B		0-0 G5-4-3 1-2f 2-3 3-H		0-3 K	5	0	1	0	0	1	4
Frank Johnson, R OBP: 0.322, SLG: 0.314 (1, 3)	0-3 K			0-0 1B 1B 2B 1B	0-0 G5-4-3 1-2f		0-0 F7		4-0 BB HBP BB	3	1	1	0	0	1	1
Willie McCovey, L OBP: 0.421, SLG: 0.561 (7, PH)									1-2 2-3 3-H	1	0	0	0	0	0	1
Skip Pitlock, L (8, 1)										0	0	0	0	0	0	0
Mike Davison, L (8, 1)										0	0	0	0	0	0	0
Willie Mays, R OBP: 0.378, SLG: 0.522 (9, PH)										0	0	0	0	1	0	0
Ron Hunt, R OBP: 0.406, SLG: 0.398 (1, 4)	0-0 6-3			0-0 1B 1-2 2B 1B		0-0 6-3		4-0 BB	1-0 BB 1-2 2-3 3-H	3	1	1	1	1	0	0
Jim Ray Hart, R OBP: 0.460, SLG: 0.568 (1, 7)		0-0 G4-6-3 1B		0-0 2B 1-2 2-3 1B		0-0 5-3		0-3 K	4-0 BB 1-2 2-3 3-H	4	0	2	1	1	1	1
John Stephenson, L OBP: 0.083, SLG: 0.043 (1, 2)			0-0 G4-6-3 1-2f		0-0 F5		0-0 1-3		0-0 F2	4	0	0	0	0	0	5
Tito Fuentes, S OBP: 0.274, SLG: 0.309 (9, PH)									0-0 F8	1	0	0	0	0	0	3
Al Gallagher, R OBP: 0.356, SLG: 0.419 (1, 5)		0-0 1B		0-0 1-3 2-H 3-H 2B			4-0 1B 1B BB BB	0-3 K		3	1	2	2	1	1	1
Bob Taylor, L OBP: 0.321, SLG: 0.290 (1, 9)		0-0 5-3		0-0 F6			0-0 BB 1B 1-2 G5-4-3 1B		0-0 6-3	4	1	1	0	0	0	3
Hal Lanier, R OBP: 0.286, SLG: 0.310 (1, 6) (8, 3)			0-0 F8		0-0 1-3		0-0 G5-4-3 BB 1-2 2-3 1B		4-0 BB 1B HBP BB	3	1	1	0	1	0	2
Juan Marichal, R OBP: 0.098, SLG: 0.051 (1, 1)			0-0 F8		0-0 5-3		4-0 G5-4-3 BB 1-2 2-3 3-H BB		0-0 HBP BB BB 1B	2	0	0	0	0	0	0
Dick Dietz, R OBP: 0.451, SLG: 0.621 (7, PH)									1-2 BB	0	0	0	1	1	0	0
Bob Heise, R OBP: 0.267, SLG: 0.321 (8, 6)									1-2 BB	1	1	1	0	0	0	0

Inning Stats	R: 0	H: 0	E: 0	K: 1	S: 5	R: 0	H: 2	E: 0	K: 0	S: 4	R: 0	H: 0	E: 0	K: 0	S: 3	R: 2	H: 4	E: 0	K: 0	S: 7	R: 0	H: 1	E: 0	K: 0	S: 3	R: 0	H: 0	E: 0	K: 0	S: 3	R: 2	H: 2	E: 0	K: 0	S: 4	R: 0	H: 0	E: 0	K: 2	S: 7	R: 2	H: 1	E: 0	K: 1	S: 6	1B: 9	2B: 1	3B: 0	HR: 0	SF: 0	SAC: 0	DP: 3	HBP: 1	WP: 0	PB: 0	SB: 0	CS: 0	PA: 41
PITCHER	IP	WLS	BF	H	R	ER	SO	BB	IBB	HBP	BLK	WP	HR	S	P	ERA	WHIP																																									
Rick Wise, R ERA: 3.6 (1, 1)	6.0	W	27	9	4	4	1	2	0	0	0	0	0	27	35	6.00	1.833																																									
Dick Selma, R ERA: 3.17 (7, 1)	2.2		13	1	2	2	3	4	0	1	0	0	0	14	31	6.75	1.875																																									
Joe Hoerner, L ERA: 2.75 (9, 1)	0.1	S	1	0	0	0	0	0	0	0	0	0	0	1	1	0.00	0.000																																									

Philadelphia Phillies @ San Francisco Giants
Candlestick Park, San Francisco, CA

Tue Jul 21 1970, 6:33 AM EDT
Att. 3,418 - Unknown

AB	34
R	6
H	10
RBI	5
BB	6
SO	4
LOB	21

Batter	1	2	3	4	5	6	7	8	9	AB R H RBI BB SO LOB	TOP	
Tony Taylor, R (1, 7) OBP: 0.358, SLG: 0.417 Byron Browne, R (7, 9) OBP: 0.335, SLG: 0.468	0-0 CS 1B		0-0 CS 1B			0-0 E8 1B 2B	0-0 1-2 3-H 1B		0-0 3-H 2B	4 1 4 1 0 0 0 1 0 1 1 0 0 0		
Denny Doyle, L (1, 4) OBP: 0.293, SLG: 0.330	0-0 G6-3 1B		0-0 CS 1-2	4-0 FC5-4 BB		0-0 F4	0-3 K		0-0 3-1	4 0 1 0 1 1 4		
Don Money, R (1, 5) OBP: 0.394, SLG: 0.532	0-0 G6-3 1-2f			0-0 FC5-4 1B 1-2f		0-0 1B 3-H		0-3 K		4 0 1 1 0 1 2		
Deron Johnson, R (1, 3) OBP: 0.327, SLG: 0.469		0-0 1-3		0-0 G4-3 1B 1-2		0-3 K		0-0 5-3		4 0 1 0 0 1 1		
John Briggs, L (1, 9) OBP: 0.319, SLG: 0.363 (7, 7)		0-0 4-3		0-0 G4-3 1-2f			0-0 E3 1B FC4-2			4 0 1 0 0 0 2		
Larry Hisle, R (1, 8) OBP: 0.295, SLG: 0.319		0-3 K			0-0 F8		0-0 FC4-2 1B 1-3		0-3 K	4 1 1 0 0 2 1		
Terry Harmon, R (1, 6) OBP: 0.321, SLG: 0.370			0-0 SF9 3B		0-0 F3		0-0 FC4-2 1B 1-2		0-0 F6	4 2 1 0 0 0 2		
Mike Ryan, R (1, 2) OBP: 0.322, SLG: 0.353			0-0 F4		0-0 1-3		0-0 F8		0-0 WP 2B 2B	4 1 1 0 0 0 3		
Jim Bunning, R (1, 1) OBP: 0.159, SLG: 0.122 Dick Selma, R (9, 1) OBP: 0.154, SLG: 0.083			0-0 SF9			0-0 6-3	0-0 1B 1-3 2-H		0-3 K	3 0 1 2 0 1 1 0 0 0 0 0 0 0		
Inning Stats	R: 0 H: 2 E: 0 LOB: 0 K: 0 BB: 0 S: 3 P: 3	R: 0 H: 0 E: 0 LOB: 0 K: 1 BB: 0 S: 5 P: 5	R: 1 H: 2 E: 0 LOB: 0 K: 0 BB: 0 S: 4 P: 4	R: 0 H: 1 E: 0 LOB: 1 K: 0 BB: 1 S: 3 P: 7	R: 0 H: 0 E: 0 LOB: 0 K: 0 BB: 0 S: 3 P: 3	R: 1 H: 2 E: 1 LOB: 1 K: 1 BB: 0 S: 7 P: 7	R: 2 H: 3 E: 1 LOB: 2 K: 1 BB: 0 S: 9 P: 9	R: 0 H: 1 E: 0 LOB: 1 K: 2 BB: 0 S: 8 P: 8	R: 1 H: 2 E: 0 LOB: 1 K: 1 BB: 0 S: 7 P: 7	1B: 9 SF: 1 2B: 3 SAC: 0 3B: 1 DP: 2 HR: 0 HBP: 0	WP: 1 PA: 39 PB: 0 SB: 0 CS: 2	
PITCHER Gaylord Perry, R (1, 1) ERA: 3.56 Don McMahon, R (9, 1) ERA: 3.45	IP WLS BF H R ER SO BB IBB HBP BLK WP HR S P ERA WHIP											PITCHER IP WLS BF H R ER SO BB IBB HBP BLK WP HR S P ERA WHIP

Philadelphia Phillies @ San Francisco Giants
Candlestick Park, San Francisco, CA

Wed Jul 22 1970, 6:33 AM EDT
Att. 4,567 - Unknown

livebaseballscorecards.com

AB	36
R	5
H	13
RBI	5
BB	1
SO	6
LOB	16



Batter	1	2	3	4	5	6	7	8	9	AB	R	H	RBI	BB	SO	LOB
--------	---	---	---	---	---	---	---	---	---	----	---	---	-----	----	----	-----

Bobby Bonds, R OBP: 0.382, SLG: 0.476 (1, 8)	0-0 G3 SF9 1B		0-3 K			0-0 5-3		0-0 5-3		4	1	1	0	0	1	0
Bob Taylor, L OBP: 0.318, SLG: 0.278 (1, 9)	0-0 G3 1-3			1-0 5-3 1B HBP		0-0 5-3			0-0 G3	3	0	0	0	0	0	1
Ron Hunt, R OBP: 0.404, SLG: 0.395 (1, 4)	0-0 SF9 3-H			0-0 F7		0-0 5-3			1-0 1B HBP	2	1	0	1	0	0	1
Jim Ray Hart, R OBP: 0.444, SLG: 0.542 (1, 7)	0-0 F4			0-0 5-3 1B			0-0 F4		0-3 K	4	0	1	0	0	1	1
Al Gallagher, R OBP: 0.351, SLG: 0.413 (1, 5)		0-3 K		0-0 5-3			0-3 K		0-0 1B	3	0	0	0	0	2	2
Willie Mays, R OBP: 0.380, SLG: 0.523 (9, PH)				1-2 2-3					1-2 1B	1	0	1	0	0	0	0
Frank Johnson, R OBP: 0.322, SLG: 0.315 (1, 3)		0-0 F8		0-0 F8			0-0		0-0	3	0	1	0	0	0	2
Willie McCovey, L OBP: 0.423, SLG: 0.562 (9, PH)										1	0	1	1	0	0	0
Tito Fuentes, S OBP: 0.274, SLG: 0.309 (9, PR)									1-3 2-H 1B	0	0	0	0	0	0	0
Russ Gibson, R OBP: 0.271, SLG: 0.318 (1, 2)		0-0 F8				0-0 F8			0-0 F3	3	0	0	0	0	1	1
Dick Dietz, R OBP: 0.449, SLG: 0.618 (9, PH)										1	0	0	0	0	0	2
Hal Lanier, R OBP: 0.283, SLG: 0.307 (1, 6)			0-0 6-3			0-0 F5			0-0 F9	3	0	0	0	0	0	0
Gaylord Perry, R OBP: 0.118, SLG: 0.184 (1, 1)			0-3 K			0-0 F8			0-0 6-3	2	0	0	0	0	1	0
Bob Heise, R OBP: 0.265, SLG: 0.319 (8, PH)										1	0	0	0	0	0	0
Don McMahon, R OBP: 0.333, SLG: 0.200 (9, 1)										0	0	0	0	0	0	0

Inning Stats	R: 1	H: 1	E: 0	LOB: 0	K: 0	S: 4	P: 4	R: 0	H: 0	E: 0	LOB: 0	K: 1	S: 5	R: 0	H: 0	E: 0	LOB: 0	K: 2	S: 7	R: 0	H: 1	E: 0	LOB: 2	K: 0	S: 4	R: 0	H: 0	E: 0	LOB: 0	K: 0	S: 3	R: 0	H: 0	E: 0	LOB: 0	K: 0	S: 3	R: 0	H: 1	E: 0	LOB: 1	K: 2	S: 8	R: 0	H: 0	E: 0	LOB: 0	K: 0	S: 3	R: 1	H: 2	E: 0	LOB: 2	K: 1	S: 7	1B: 5	SF: 1	2B: 0	SAC: 0	3B: 0	DP: 0	HR: 0	HBP: 2	WP: 0	PA: 34
Jim Bunning, R ERA: 3.64 (1, 1)	8.2	WLS	BF	H	R	ER	SO	BB	IBB	HBP	BLK	WP	HR	S	P	ERA	WHIP																																																
Dick Selma, R ERA: 3.16 (9, 1)	0.1	S	1	0	0	0	0	0	0	0	0	0	0	0	1	1	0.00	0.000																																															

BOTTOM

Philadelphia Phillies @ San Francisco Giants
Candlestick Park, San Francisco, CA
Wed Jul 22 1970, 6:33 AM EDT
Att. 4,567 - Unknown

livebaseballscorecards.com

AB	31
R	2
H	5
RBI	2
BB	0
SO	6
LOB	10



Batter	1	2	3	4	5	6	7	8	9	AB R H RBI BB SO LOB	TOP											
Bobby Bonds, R (1, 9) OBP: 0.385, SLG: 0.478	4-0 5-3 1B BB	0-0 2-3 2B		0-3 K		0-3 K		0-0 1B BB		4 2 2 0 1 2 2												
Ron Hunt, R (1, 4) OBP: 0.404, SLG: 0.391	0-0 5-3 1-2	0-0 F9			0-0 E6	1-0 HBP		4-0 1B 2B BB		3 1 0 0 1 0 3 0 0 0 0 0 0 0												
Don McMahon, R (8, 1) OBP: 0.333, SLG: 0.200																						
Willie Mays, R (1, 8) OBP: 0.386, SLG: 0.527	0-0 2-H HR 1B	4-0 BB			0-0 1B	0-3 K		0-0 2B 1B		4 2 3 3 1 1 3												
Willie McCovey, L (1, 3) OBP: 0.422, SLG: 0.573	0-0 1-H HR	0-0 G3			0-0 F4		0-0 F8	0-0 1-H 2-H 3-H 2B		5 1 2 4 0 0 5												
Dick Dietz, R (1, 2) OBP: 0.443, SLG: 0.608	0-3 K		0-0 5-3		0-3 K		0-3 K	0-0 6-3		5 0 0 0 0 3 3												
Jim Ray Hart, R (1, 7) OBP: 0.407, SLG: 0.491	0-0 5-3		0-0 F9		0-0 1-3		0-0 5-3	0-0 6-3		5 0 0 0 0 0 2												
Al Gallagher, R (1, 5) OBP: 0.361, SLG: 0.417		4-0 2B BB	0-0 F8		0-0 HBP 6-3 1B			4-0 BB 1B BB	0-0 G1-6-3 1B	3 2 2 0 2 0 0												
Hal Lanier, R (1, 6) OBP: 0.278, SLG: 0.301		0-3 K		0-0 6-3		0-0 6-3 1-2		0-0 F7	0-0 G1-6-3	5 0 0 0 0 1 4												
Rich Robertson, R (1, 1) OBP: 0.085, SLG: 0.255		0-0 2B 2B		0-0 6-3		1-0 HBP HBP		0-0 F9		2 0 1 1 0 1 0 0 0 0 0 1 0 0 0 0 0 0 0												
John Cumberland, R (4, 1) OBP: 0.059, SLG: 0.059																						
Bob Taylor, L (6, PH) OBP: 0.336, SLG: 0.278																						
Mike Davison, L (6, 1)																						
Frank Johnson, R (8, PH) OBP: 0.320, SLG: 0.312																						
Bob Heise, R (8, 4) OBP: 0.265, SLG: 0.319																						
Inning Stats	R: 3 E: 0 K: 1 S: 7	H: 2 LOB: 0 BB: 1 P: 11	R: 1 E: 0 K: 1 S: 7	H: 2 LOB: 3 BB: 2 P: 15	R: 0 E: 0 K: 0 S: 3	H: 0 LOB: 0 BB: 0 P: 3	R: 0 E: 0 K: 1 S: 5	H: 0 LOB: 0 BB: 0 P: 5	R: 0 E: 1 K: 1 S: 7	H: 1 LOB: 2 BB: 0 P: 7	R: 0 E: 0 K: 2 S: 8	H: 1 LOB: 3 BB: 0 P: 10	R: 0 E: 0 K: 1 S: 5	H: 0 LOB: 0 BB: 0 P: 5	R: 4 E: 0 K: 0 S: 6	H: 3 LOB: 1 BB: 2 P: 14	R: 0 E: 0 K: 0 S: 3	H: 1 LOB: 0 BB: 0 P: 3	1B: 6 2B: 3 3B: 0 HR: 1	SF: 0 SAC: 0 DP: 1 HBP: 2	WP: 0 PB: 0 SB: 0 CS: 0	PA: 44
PITCHER	IP WLS BF H R ER SO BB IBB HBP BLK WP HR S P ERA WHIP																					
Steve Renko, R (1, 1) ERA: 4.43	7.2 L 38 7 7 7 7 5 0 2 0 0 0 1 45 67 8.22 1.565																					
John Strohmayr, R (8, 1) ERA: 4.99	0.0 1 1 0 0 0 0 0 0 0 0 0 0 1 1 ∞ ∞																					
Dan McGinn, L (8, 1) ERA: 5.24	0.0 1 1 1 1 0 0 0 0 0 0 0 0 1 1 ∞ ∞																					
Claude Raymond, R (8, 1) ERA: 3.88	0.1 1 0 0 0 0 0 0 0 0 0 0 0 1 1 0.00 0.000																					
Mike Marshall, R (9, 1) ERA: 4.73	1.0 3 1 0 0 0 0 0 0 0 0 0 0 3 3 0.00 1.000																					

San Francisco Giants @ Montreal Expos
 Jarry Park, Montreal, QB
 Fri Jul 24 1970, 7:05 PM EDT
 Unknown

AB	37
R	8
H	10
RBI	8
BB	5
SO	7
LOB	23



Batter	1	2	3	4	5	6	7	8	9	AB	R	H	RBI	BB	SO	LOB
Mack Jones, L (1, 7) OBP: 0.390, SLG: 0.459	4-0 FC3-6 BB		4-0 1-2 BB	0-0 1-2 WP 1B		0-3 K		0-0 1-2 2-H 1B		3	1	2	1	2	1	0
Ron Fairly, L (1, 3) OBP: 0.381, SLG: 0.416	0-0 FC3-6 G6-3 1-2f		0-0 F9	4-0 1-2 2-3 WP 2B BLK BB			0-3 K	0-0 F9		4	1	0	0	1	1	5
Rusty Staub, L (1, 9) OBP: 0.422, SLG: 0.513	0-0 G6-3 1-2f		0-0 F2	0-0 1-H 2-H 3-H 2B			4-0 S BB		0-3 K	4	0	1	1	1	1	3
Jim Gosger, L (1, 8) OBP: 0.412, SLG: 0.453		0-0 WP 1B		E9 1B 2B			0-3 K		0-0 BB 1B	3	1	2	0	0	0	1
Adolfo Phillips, R (7, PH) OBP: 0.345, SLG: 0.383				F9			1-2 K			2	0	1	0	0	1	1
John Bateman, R (1, 2) OBP: 0.276, SLG: 0.389		0-0 F4 1-2		0-0 1B SF9 1B	0-0 F8		0-0 5-3		0-0 F8	5	1	1	1	0	0	3
Coco Laboy, R (1, 5) OBP: 0.272, SLG: 0.353		0-3 K		0-0 1B FC4-6 1B	0-0 F4			0-0 FC4-6 1B	4-0 1-2 BB	4	1	2	0	1	1	1
Mary Staehle, L (1, 4) OBP: 0.315, SLG: 0.269		0-0 4-3		0-0 SF9	0-0 F9			0-0 FC4-6 1B	0-0 4-3	4	1	0	1	0	0	4
Bobby Wine, R (1, 6) OBP: 0.261, SLG: 0.271			0-0 4-3	0-0 FC4-6 1B		0-0 1-6-3		0-0 F8		1	0	0	0	0	0	0
Jim Fairey, L (4, PH) OBP: 0.338, SLG: 0.417										1	0	1	0	0	0	0
Ron Brand, R (5, 6) OBP: 0.306, SLG: 0.295				0-0 FC4-6 1B		0-0 6-3		0-0 1B		2	0	0	0	0	0	1
Steve Renko, R (1, 1) OBP: 0.186, SLG: 0.187			4-0 F9 BB	0-0 FC4-6 1B BB 1B				0-0 1B		2	1	0	1	1	0	1
John Strommayer, R (8, 1) OBP: 0.200, SLG: 0.200				1-2f BLK				1-2 1B		0	0	0	0	0	0	0
Dan McGinn, L (8, 1) OBP: 0.115, SLG: 0.115										0	0	0	0	0	0	0
Claude Raymond, R (8, 1) OBP: 0.432, SLG: 0.732										1	0	1	0	0	0	0
Bob Bailey, R (8, PH) OBP: 0.432, SLG: 0.732										0	0	0	0	0	0	0
Mike Marshall, R (9, 1)										0	0	0	0	0	0	0


Inning Stats	R: 0	H: 0	E: 0	K: 0	S: 2	H: 0	LOB: 0	BB: 1	P: 6	R: 0	H: 1	E: 0	K: 1	S: 6	H: 1	LOB: 1	BB: 0	P: 6	R: 0	H: 0	E: 0	K: 0	S: 3	R: 6	H: 6	E: 1	K: 0	S: 9	H: 0	LOB: 0	BB: 0	P: 3	R: 0	H: 0	E: 0	K: 1	S: 5	H: 0	LOB: 0	BB: 0	P: 5	R: 0	H: 0	E: 0	K: 2	S: 7	H: 0	LOB: 1	BB: 1	P: 11	R: 1	H: 3	E: 0	K: 0	S: 6	H: 3	LOB: 2	BB: 0	P: 6	R: 0	H: 1	E: 0	K: 1	S: 6	H: 1	LOB: 2	BB: 1	P: 10	1B: 9	SF: 1	2B: 2	SAC: 0	3B: 0	DP: 1	HR: 0	HBP: 0	WP: 2	PA: 43
--------------	------	------	------	------	------	------	--------	-------	------	------	------	------	------	------	------	--------	-------	------	------	------	------	------	------	------	------	------	------	------	------	--------	-------	------	------	------	------	------	------	------	--------	-------	------	------	------	------	------	------	------	--------	-------	-------	------	------	------	------	------	------	--------	-------	------	------	------	------	------	------	------	--------	-------	-------	-------	-------	-------	--------	-------	-------	-------	--------	-------	--------

PITCHER	IP	WLS	BF	H	R	ER	SO	BB	IBB	HBP	BLK	WP	HR	S	P	ERA	WHIP
Rich Robertson, R (1, 1) ERA: 4.95	3.2		19	6	5	5	1	3	0	0	0	1	0	18	30	12.27	2.455
John Cumberland, L (4, 1) ERA: 3.99	1.1		6	1	1	1	0	1	0	0	1	1	0	5	9	6.75	1.500
Mike Davison, L (6, 1) ERA: 7.94	2.0	W	7	0	0	0	3	1	0	0	0	0	0	12	16	0.00	0.500
Don McMahon, R (8, 1) ERA: 3.48	2.0	S	11	4	1	1	1	1	0	0	0	0	0	12	16	4.50	2.500

BOTTOM

San Francisco Giants @ Montreal Expos
Jarry Park, Montreal, QB
 Fri Jul 24 1970, 7:05 PM EDT
 Unknown

AB	36
R	7
H	11
RBI	5
BB	6
SO	5
LOB	20



Batter	1	2	3	4	5	6	7	8	9	AB R H RBI BB SO LOB	TOP																									
Bobby Bonds, R (1, 9) OBP: 0.382, SLG: 0.480	0-0 6-3	0-3 K		0-0 F8			0-0 1B 3B		0-3 K	5 1 1 0 0 2 3																										
Bob Heise, R (1, 4) OBP: 0.264, SLG: 0.316 Dick Dietz, R (9, PH) OBP: 0.442, SLG: 0.606	0-0 E4		0-0 6-3	0-0 6-3			0-0 G6-3 1B		0-0 FC6-4	4 0 1 1 0 0 0 1 0 0 0 0 0 1																										
Willie Mays, R (1, 8) OBP: 0.387, SLG: 0.523	0-0 F8		4-0 BB HR BB			4-0 FC4 BB	0-0 F8		0-0 F8	2 1 0 0 2 0 2																										
Willie McCovey, L (1, 3) OBP: 0.420, SLG: 0.567	0-0 G3		4-0 1-2 HR BB			0-0 FC4 1B	0-0 G6-3		0-0 G6-3	3 1 0 0 1 0 3																										
Jim Ray Hart, R (1, 7) OBP: 0.429, SLG: 0.614		0-0 HR	0-0 1-H 2-H HR			0-0 G1-6-3 1B		0-3 K	0-3 K	4 2 3 4 0 1 0 3 0 0 0 1 1 2																										
Al Gallagher, R (1, 5) OBP: 0.359, SLG: 0.410		0-0 F9	4-0 BB			0-0 G1-6-3		0-3 K	0-3 K	3 0 0 0 1 1 2																										
Russ Gibson, R (1, 2) OBP: 0.269, SLG: 0.313		0-0 4-3	0-0 F9			0-0 G1-6-3 1B		0-0 3-1	0-0 3-1	4 0 1 0 0 0 1																										
Hal Lanier, R (1, 6) OBP: 0.277, SLG: 0.300		0-0 BB 1B	0-0 F6			0-0 G1-6-3		0-0 1-3	0-0 1-3	4 0 1 0 0 0 2																										
Skip Pitlock, L (1, 1) Mike Davison, L (7, 1) Bob Taylor, L (9, PH) OBP: 0.333, SLG: 0.288		4-0 BB 1B		0-0 4-3		0-3 K		0-0 FC6-4 1B	0-0 FC6-4 1B	2 0 0 0 1 1 0 0 0 0 0 0 0 0 1 0 1 0 0 0 0																										
Inning Stats	R: 0 E: 1 K: 0 S: 4	H: 0 LOB: 1 BB: 0 P: 4	R: 1 E: 0 K: 1 S: 7	H: 2 LOB: 2 BB: 1 P: 11	R: 3 E: 0 K: 0 S: 4	H: 1 LOB: 1 BB: 3 P: 16	R: 0 E: 0 K: 0 S: 3	H: 0 LOB: 0 BB: 0 P: 3	R: 0 E: 0 K: 0 S: 3	H: 1 LOB: 1 BB: 1 P: 7	R: 0 E: 0 K: 1 S: 5	H: 1 LOB: 0 BB: 0 P: 5	R: 1 E: 0 K: 0 S: 4	H: 2 LOB: 0 BB: 0 P: 4	R: 0 E: 0 K: 2 S: 7	H: 0 LOB: 0 BB: 0 P: 7	R: 0 E: 0 K: 1 S: 6	H: 1 LOB: 1 BB: 0 P: 6	1B: 5 2B: 0 3B: 1 HR: 2	SF: 0 SAC: 0 DP: 3 HBP: 0	WP: 0 PA: 38 PB: 0 SB: 0 CS: 0															
PITCHER	IP WLS BF H R ER SO BB IBB HBP BLK WP HR S P ERA WHIP																																			
Mike Wegener, R (1, 1) ERA: 5.25	4.0		21	3	4	4	1	5	0	0	0	0	2	18	38	9.00	2.000																			
Rich Nye, L (5, 1) ERA: 3.52	1.0		3	1	0	0	0	0	0	0	0	0	0	3	3	0.00	1.000																			
Howie Reed, R (6, 1) ERA: 3.93	3.0	W	10	3	1	1	3	0	0	0	0	0	0	16	16	3.00	1.000																			
Claude Raymond, R (9, 1) ERA: 3.82	1.0	S	4	1	0	0	1	0	0	0	0	0	0	6	6	0.00	1.000																			

San Francisco Giants @ Montreal Expos
Jarry Park, Montreal, QB
 Fri Jul 24 1970, 7:05 PM EDT
 Att. 28,307 - Unknown

livebaseballscorecards.com

AB	33
R	5
H	8
RBI	5
BB	5
SO	5
LOB	14



Batter	1	2	3	4	5	6	7	8	9
Gary Sutherland, R OBP: 0.284, SLG: 0.274 (1, 4)	0-0 F4		0-3 K		0-0 FC5-4 1B		4-0 BB SH1-4 FC4-6 BB	0-0 6-3	
Adolfo Phillips, R OBP: 0.343, SLG: 0.375 (1, 8)	4-0 BB		0-0 6-3		0-0 FC5-4 3B		0-0 SH1-4	0-3 K	
Rusty Staub, L OBP: 0.423, SLG: 0.517 (1, 9)	0-0 F9		0-3 K		0-0 3B		1-0 FC4-6 BB HBP		
Bob Bailey, R OBP: 0.428, SLG: 0.715 (1, 7)	0-0 F7		0-3 K		0-0 F8		4-0 FC4-6 BB		
Jim Gosger, L OBP: 0.412, SLG: 0.453 (8, 7)							1-2 2-3 BB		
John Bateman, R OBP: 0.276, SLG: 0.398 (1, 2)		0-0 F7		0-0 F7		0-0 HR	0-0 FC4-6		
Coco Laboy, R OBP: 0.272, SLG: 0.350 (1, 5)		1-0 WP 2B HBP		0-0 F4		0-3 K	0-0 F7		
John Boccabella, R OBP: 0.299, SLG: 0.432 (1, 3)		0-3 K			0-0 1B 1B	0-0 F8		0-0 SH1-4 3B 1B	
Bobby Wine, R OBP: 0.268, SLG: 0.282 (1, 6)		0-0 2B			0-0 FC5-4 3B 1B	0-0 E7 1B		0-0 SH1-4	
Mike Wegener, R OBP: 0.071, SLG: 0.071 (1, 1)		0-0 F4			0-3 K	0-3 K		0-0 3B	
Rich Nyce, L OBP: 0.353, SLG: 0.267 (5, 1)									
Don Hahn, R OBP: 0.389, SLG: 0.297 (5, PH)									
Howie Reed, R (6, 1)									
Ron Brand, R OBP: 0.314, SLG: 0.329 (8, PH)									
Claude Raymond, R (9, 1)									


Inning Stats	R: 0	H: 0	E: 0	K: 0	S: 3	R: 1	H: 1	E: 0	K: 1	S: 6	R: 0	H: 0	E: 0	K: 2	S: 7	R: 0	H: 0	E: 0	K: 1	S: 5	R: 3	H: 4	E: 0	K: 1	S: 9	R: 1	H: 2	E: 1	K: 2	S: 9	R: 1	H: 0	E: 0	K: 0	S: 3	R: 1	H: 2	E: 0	K: 1	S: 7
Skip Pitlock, L ERA: 5.65 (1, 1)	6.1	WLS: L	BF: 30	H: 7	R: 6	ER: 6	SO: 7	BB: 2	IBB: 0	HBP: 2	BLK: 0	WP: 1	HR: 1	S: 40	P: 50	ERA: 8.53	WHIP: 1.421																							
Mike Davison, L ERA: 7.71 (7, 1)	1.2		8	2	1	1	1	1	0	0	0	0	0	9	13	5.40	1.800																							

BOTTOM


San Francisco Giants @ Montreal Expos
Jarry Park, Montreal, QB
 Fri Jul 24 1970, 7:05 PM EDT
 Att. 28,307 - Unknown

AB	R	H	RBI	BB	SO	LOB
4	1	1	1	1	1	1
3	1	0	0	1	1	3
3	0	1	2	0	1	1
3	0	0	0	1	1	2
0	0	0	0	0	0	0
4	1	1	2	0	0	2
3	1	0	0	0	1	2
4	2	2	0	0	1	1
3	1	3	1	0	0	0
1	0	0	0	0	0	1
0	0	0	0	0	0	0
1	0	0	0	0	1	1
1	0	1	1	0	0	0
0	0	0	0	0	0	0

1B: 5	SF: 0	WP: 1	PA: 38
2B: 1	SAC: 2	PB: 0	
3B: 2	DP: 0	SB: 0	
HR: 1	HBP: 2	CS: 0	



PITCHER	IP	WLS	BF	H	R	ER	SO	BB	IBB	HBP	BLK	WP	HR	S	P	ERA	WHIP
Skip Pitlock, L ERA: 5.65 (1, 1)	6.1	L	30	7	6	6	7	2	0	2	0	1	1	40	50	8.53	1.421
Mike Davison, L ERA: 7.71 (7, 1)	1.2		8	2	1	1	1	1	0	0	0	0	0	9	13	5.40	1.800

Batter	1	2	3	4	5	6	7	8	9	AB R H RBI BB SO LOB	TOP									
Bobby Bonds, R (1, 8) OBP: 0.387, SLG: 0.484	0-0 HR 1B	0-0 BB 1B		0-0 1-2 1B			0-0 2B G3 1B		0-0 F8	5 2 4 0 0 0 0	San Francisco Giants @ Montreal Expos Jarry Park, Montreal, QB Sat Jul 25 1970, 7:05 PM EDT Att: 25,287 - Unknown livebaseballscorecards.com AB 33 R 5 H 9 RBI 5 BB 6 SO 5 LOB 19 									
Ron Hunt, R (1, 4) OBP: 0.404, SLG: 0.388 Don Mason, L (5, 4) OBP: 0.219, SLG: 0.107	0-0 F2	4-0 G4-6-3 BB		0-3 K			0-0 F4	4-0 FC6-4 BB	2 0 0 0 1 1 3 1 0 0 0 1 0 1											
Jim Ray Hart, R (1, 7) OBP: 0.426, SLG: 0.661	0-0 HR	0-0 G4-6-3		0-0 6-3			0-0 G3 1-3 2B	0-0 FC6-4	5 1 2 2 0 0 5											
Willie McCovey, L (1, 3) OBP: 0.423, SLG: 0.568	0-0 SH1-3 1B 2B		4-0 BB BB		4-0 G4-6-3 BB		0-0 G3	0-0 F5	3 1 1 1 2 0 2											
Dick Dietz, R (1, 2) OBP: 0.439, SLG: 0.599	4-0 SH1-3 1B IBB		0-3 K		0-0 F9		0-3 K		3 1 0 0 1 2 3											
Al Gallagher, R (1, 5) OBP: 0.354, SLG: 0.404	0-0 SH1-3		0-0 F4		0-0 G4-6-3		0-0 F3		3 0 0 0 0 0 2											
Frank Johnson, R (1, 9) OBP: 0.317, SLG: 0.310	0-0 1B		0-0 1-3		0-3 K		0-0 F8		4 0 1 2 0 1 1											
Bob Heise, R (1, 6) OBP: 0.280, SLG: 0.311 Tito Fuentes, S (6, PH) OBP: 0.276, SLG: 0.308	0-0 F8		0-0 5-3		0-0 F5		4-0 BB		2 0 0 0 0 0 1 1 0 0 0 1 0 0											
Frank Reberger, L (1, 1) OBP: 0.278, SLG: 0.333 John Cumberland, R (5, 1) OBP: 0.056, SLG: 0.056 Bob Taylor, L (8, PH) OBP: 0.330, SLG: 0.284 Mike Davison, L (8, 1)		0-0 F7		0-0 1B 1B		0-3 K	0-0 F8		2 0 1 0 0 0 0 1 0 0 0 0 1 0 1 0 0 0 0 0 1 0 0 0 0 0 0 0											
Inning Stats	R: 4 E: 0 K: 0 S: 7	H: 4 LOB: 1 BB: 1 P: 11	R: 0 E: 0 K: 0 S: 3	H: 1 LOB: 1 BB: 1 P: 7	R: 0 E: 0 K: 1 S: 5	H: 0 LOB: 1 BB: 1 P: 9	R: 0 E: 0 K: 1 S: 7	H: 2 LOB: 2 BB: 0 P: 7	R: 0 E: 0 K: 2 S: 7	H: 0 LOB: 0 BB: 0 P: 7	R: 1 E: 0 K: 1 S: 7	H: 2 LOB: 1 BB: 0 P: 7	R: 0 E: 0 K: 0 S: 3	H: 0 LOB: 1 BB: 1 P: 7	R: 0 E: 0 K: 0 S: 3	H: 0 LOB: 1 BB: 1 P: 7	1B: 6 2B: 2 3B: 0 HR: 1	SF: 0 SAC: 1 DP: 2 HBP: 0	WP: 0 PB: 0 SB: 0 CS: 0	PA: 40
PITCHER Carl Morton, R (1, 1) ERA: 3.76	IP 9.0 WLS W BF 40 H 9 R 5 ER 5 SO 5 BB 5 IBB 1 HBP 0 BLK 0 WP 0 HR 1 S 44 P 68 ERA 5.00 WHIP 1.556											PITCHER	IP WLS BF H R ER SO BB IBB HBP BLK WP HR S P ERA WHIP							

BOTTOM

San Francisco Giants @ Montreal Expos
Jarry Park, Montreal, QB
 Sat Jul 25 1970, 7:05 PM EDT
 Att. 25,287 - Unknown

livebaseballscorecards.com

AB	31
R	10
H	8
RBI	9
BB	8
SO	3
LOB	12



WP: 2	PA: 40
PB: 0	
SB: 2	
CS: 0	

AB R H RBI BB SO LOB

4	2	1	1	1	0	1
4	1	1	1	1	0	1
2	2	0	0	3	0	0
4	2	2	5	1	1	3
2	1	1	1	1	1	1
1	0	0	0	0	0	0
0	0	0	0	0	0	0
4	0	0	1	0	0	3
4	0	1	0	0	1	1
3	2	1	0	1	0	1
3	0	1	0	0	0	1
1B: 5	SF: 0	WP: 2	PA: 40			
2B: 1	SAC: 1	PB: 0				
3B: 0	DP: 0	SB: 2				
HR: 2	HBP: 0	CS: 0				

Batter	1	2	3	4	5	6	7	8	9
Mary Staehle, L (1, 4) OBP: 0.317, SLG: 0.269	4-0 G3 WP 1B BB	0-0 4-1		0-0 1B HR 1B	0-0 1-3			0-0 E3 BB BB	
Jim Gosger, L (1, 8) OBP: 0.411, SLG: 0.446	0-0 G3	0-0 F5		0-0 HR 1B		0-0 G3		4-0 BB BB	
Rusty Staub, L (1, 9) OBP: 0.425, SLG: 0.514	4-0 BB 1B FC5-4 BB		0-0 F6	4-0 HR BB		0-0 F6		4-0 BB BB	
Ron Fairly, L (1, 3) OBP: 0.384, SLG: 0.427	0-0 FC5-4 BB S 1B		4-0 FC5-4 BB	0-0 HR		0-0 F3		0-3 K	
Mack Jones, L (1, 7) OBP: 0.393, SLG: 0.474	4-0 FC5-4 BB		0-3 K	0-0 HR		0-0 6-3			
Bob Bailey, R (7, PH) OBP: 0.425, SLG: 0.710									
Don Hahn, R (8, 7) OBP: 0.389, SLG: 0.297	1-2 2-3 BB								
John Bateman, R (1, 2) OBP: 0.272, SLG: 0.392	0-0 FC5-4 WP S		0-0 FC5-4	0-0 6-3		0-0 F8			
Coco Laboy, R (1, 5) OBP: 0.272, SLG: 0.349	0-0 F9			0-3 K	0-0 E G3 1B		0-0 F9		
Bobby Wine, R (1, 6) OBP: 0.271, SLG: 0.285		0-0 SH5-4 4-1 2B		4-0 1B 1B 1B BB		0-0 F8		0-0 2-3	
Carl Morton, R (1, 1) OBP: 0.230, SLG: 0.273		0-0 SH5-4 2-3		0-0 1B 1B		0-0 G3		0-0 6-3	

Inning Stats	R: 3	H: 1	E: 0	K: 0	S: 4	L: 1	LOB: 1	BB: 3	P: 16	R: 1	H: 1	E: 0	K: 0	S: 4	R: 0	H: 0	E: 0	K: 1	S: 5	R: 6	H: 5	E: 0	K: 1	S: 9	R: 0	H: 1	E: 1	K: 0	S: 4	R: 0	H: 0	E: 0	K: 0	S: 3	R: 0	H: 0	E: 0	K: 0	S: 3	R: 0	H: 0	E: 1	K: 1	S: 6	R: 0	H: 0	E: 1	K: 1	S: 6
--------------	------	------	------	------	------	------	--------	-------	-------	------	------	------	------	------	------	------	------	------	------	------	------	------	------	------	------	------	------	------	------	------	------	------	------	------	------	------	------	------	------	------	------	------	------	------	------	------	------	------	------

PITCHER	IP	WLS	BF	H	R	ER	SO	BB	IBB	HBP	BLK	WP	HR	S	P	ERA	WHIP
Frank Reberger, R (1, 1) ERA: 7.33	4.0	L	24	7	10	10	2	6	0	0	0	2	2	22	46	22.50	3.250
John Cumberland, L (5, 1) ERA: 3.82	3.0		10	1	0	0	0	0	0	0	0	0	0	10	10	0.00	0.333
Mike Davison, L (8, 1) ERA: 7.32	1.0		6	0	0	0	1	2	0	0	0	0	0	6	14	0.00	2.000

Batter	1	2	3	4	5	6	7	8	9	AB R H RBI BB SO LOB	TOP											
Bobby Bonds, R (1, 9) OBP: 0.387, SLG: 0.486	0-0 S 1B		0-0 F7		0-0 1-3		0-0 FC3-5 2B		0-3 K	5 1 2 0 0 1 0												
Tito Fuentes, S (1, 6) OBP: 0.275, SLG: 0.305	0-3 K		0-0 S 1B		0-0 4-3		0-0 FC3-5 1B		0-0 F7	5 1 1 0 0 1 2												
Willie Mays, R (1, 8) OBP: 0.393, SLG: 0.526	0-0 E G3 1B		0-0 F8			0-0 S 2B	0-0 PB 2B		1-0 3B	4 3 3 2 0 0 1												
Willie McCovey, L (1, 3) OBP: 0.425, SLG: 0.578	0-0 G3		4-0 IBB			0-0 F9	0-0 1-H 2B		0-0 1-H 3B	4 0 2 2 1 0 2												
Jim Ray Hart, R (1, 7) OBP: 0.411, SLG: 0.621	0-0 4-3		0-0 6-3			4-0 2B 1-2 BB	0-0 F8		0-0 5-3	4 0 0 0 1 0 5												
Ron Hunt, R (1, 4) OBP: 0.405, SLG: 0.391		4-0 1B G6-3 BB		0-0 F8		0-0 1-3 2-H 2B	0-0 6-3			3 1 1 1 1 0 1												
Al Gallagher, R (1, 5) OBP: 0.352, SLG: 0.401		0-0 G6-3 1B		0-0 3-1		0-0 6-3		0-3 K		4 0 1 0 0 1 2												
Russ Gibson, R (1, 2) OBP: 0.268, SLG: 0.294		0-0 G6-3		0-0 6-3		4-0 IBB		0-3 K		3 0 0 0 1 1 1												
Juan Marichal, R (1, 1) OBP: 0.089, SLG: 0.047		0-0 1-3				0-3 K	0-0 P1		0-0 F4	4 0 0 0 0 1 3												
Inning Stats	R: 1 E: 1 K: 1 S: 7	H: 2 LOB: 1 BB: 0 P: 7	R: 1 E: 0 K: 0 S: 3	H: 1 LOB: 0 BB: 1 P: 7	R: 0 E: 0 K: 0 S: 4	H: 1 LOB: 2 BB: 1 P: 8	R: 0 E: 0 K: 0 S: 3	H: 0 LOB: 0 BB: 0 P: 3	R: 0 E: 0 K: 1 S: 5	H: 0 LOB: 0 BB: 0 P: 5	R: 1 E: 0 K: 0 S: 5	H: 2 LOB: 3 BB: 2 P: 13	R: 2 E: 0 K: 0 S: 6	H: 3 LOB: 1 BB: 0 P: 6	R: 0 E: 0 K: 2 S: 7	H: 0 LOB: 0 BB: 0 P: 7	R: 1 E: 0 K: 1 S: 6	H: 1 LOB: 1 BB: 0 P: 7	1B: 6 2B: 3 3B: 1 HR: 0	SF: 0 SAC: 0 DP: 1 HBP: 1	WP: 1 PB: 1 SB: 3 CS: 0	PA: 41
PITCHER	IP WLS BF H R ER SO BB IBB HBP BLK WP HR S P ERA WHIP																					
Mike Marshall, R (1, 1) ERA: 4.82	5.1 L 24 6 3 3 2 2 2 1 0 0 0 0 25 37 5.06 1.500																					
Howie Reed, R (6, 1) ERA: 3.88	0.2 3 0 0 0 0 0 0 1 0 0 0 0 2 6 0.00 0.000																					
John Strohmayr, R (7, 1) ERA: 5.15	2.0 9 3 2 2 2 0 0 0 0 1 0 13 13 9.00 1.500																					
Dan McGinn, L (9, 1) ERA: 5.28	1.0 5 1 1 1 1 0 0 0 1 0 0 0 6 7 9.00 1.000																					

San Francisco Giants @ Montreal Expos
Jarry Park, Montreal, QB
 Sun Jul 26 1970, 3:33 AM EDT
 Att. 18,705 - Unknown

AB	36
R	6
H	10
RBI	5
BB	4
SO	5
LOB	17



WP: 1	PA: 41
-------	--------

Batter	1	2	3	4	5	6	7	8	9	AB	R	H	RBI	BB	SO	LOB				
Mary Staehle, L (1, 4) OBP: 0.324, SLG: 0.278	0-0 1B G4-6-3		0-0 G3			0-0 1B		0-0 E8		4	1	3	1	0	0	0				
Mack Jones, L (1, 7) OBP: 0.391, SLG: 0.469	0-0 1B G4-6-3			0-0 4-3		0-3 K		0-0 F6		4	0	1	0	0	1	2				
Rusty Staub, L (1, 9) OBP: 0.421, SLG: 0.508 Dan McGinn, L (9, 1) OBP: 0.115, SLG: 0.115	0-0 1B G4-6-3			0-0 F8			0-0 1-3	0-0 F5		4	0	0	0	0	0	2				
Ron Fairly, L (1, 3) OBP: 0.388, SLG: 0.428	0-0 F5			0-0 CS 1B			4-0 FC4-6 BB		4-0 1B BB	2	0	1	0	2	0	0				
Jim Gosger, L (1, 8) OBP: 0.400, SLG: 0.432		0-0 F8		0-0 CS	0-0 1-3		0-0 FC4-6 1B		0-0 F8	4	0	0	0	0	0	2				
John Bateman, R (1, 2) OBP: 0.278, SLG: 0.397		0-0 1B G6-4-3			0-0 6-3		0-0 1-2 1B		0-0 1-2 1B	4	0	3	0	0	0	0				
Coco Laboy, R (1, 5) OBP: 0.269, SLG: 0.344		0-0 1B G6-4-3			0-0 F4		0-0 F7		0-0 F8	4	0	0	0	0	0	5				
Bobby Wine, R (1, 6) OBP: 0.270, SLG: 0.284 Bob Bailey, R (6, PH) OBP: 0.422, SLG: 0.705 John Strohmayr, R (7, 1) OBP: 0.200, SLG: 0.200 Jim Fairey, L (8, PH) OBP: 0.340, SLG: 0.426			0-0 1-3			0-0 5-3		0-0 E 2B	0-0 F3	1	0	0	0	0	0	0				
Mike Marshall, R (1, 1) Howie Reed, R (6, 1) Ron Brand, R (6, PH) OBP: 0.307, SLG: 0.321			0-0 5-3			0-0 F3		0-0 6-3		1	0	0	0	0	0	0				
Inning Stats	R: 1 E: 0 K: 0 S: 4	H: 2 LOB: 0 BB: 0 P: 4	R: 0 E: 0 K: 0 S: 3	H: 1 LOB: 0 BB: 3	R: 0 E: 0 K: 0 S: 3	H: 0 LOB: 0 BB: 0 P: 3	R: 0 E: 0 K: 0 S: 3	H: 1 LOB: 0 BB: 0 P: 3	R: 0 E: 0 K: 1 S: 6	H: 1 LOB: 1 BB: 0 P: 6	R: 0 E: 0 K: 0 S: 4	H: 1 LOB: 2 BB: 1 P: 8	R: 1 E: 1 K: 0 S: 5	H: 2 LOB: 1 BB: 0 P: 5	R: 0 E: 0 K: 0 S: 4	H: 1 LOB: 2 BB: 1 P: 8	1B: 8 2B: 1 3B: 0 HR: 0	SF: 0 SAC: 0 DP: 2 HBP: 0	WP: 0 PB: 0 SB: 0 CS: 1	PA: 36
PITCHER Juan Marichal, R (1, 1) ERA: 4.99	IP: 9.0 WLS: W BF: 35 H: 9 R: 2 ER: 2 SO: 1 BB: 2 IBB: 0 HBP: 0 BLK: 0 WP: 0 HR: 0 S: 35 P: 43 ERA: 2.00 WHIP: 1.222							PITCHER	IP: 9.0 WLS: W BF: 35 H: 9 R: 2 ER: 2 SO: 1 BB: 2 IBB: 0 HBP: 0 BLK: 0 WP: 0 HR: 0 S: 35 P: 43 ERA: 2.00 WHIP: 1.222											

BOTTOM

San Francisco Giants @ Montreal Expos
Jarry Park, Montreal, QB
 Sun Jul 26 1970, 3:33 AM EDT
 Att. 18,705 - Unknown

livebaseballscorecards.com

AB	33
R	2
H	9
RBI	1
BB	2
SO	1
LOB	14



Batter	1	2	3	4	5	6	7	8	9	AB R H RBI BB SO LOB	TOP									
Bobby Bonds, R OBP: 0.388, SLG: 0.492 (1, 9) X	0-0 5-3	0-0 HR			4-0 BB		0-3 K			3 1 1 1 1 1 1										
Tito Fuentes, S OBP: 0.279, SLG: 0.316 (1, 6) B B B	4-0 1B BB	0-0 3B			0-0 F8		0-0 F8			3 1 1 0 1 0 2										
Willie Mays, R OBP: 0.391, SLG: 0.522 (1, 8) X	0-0 1B 1B	0-3 K			0-3 K		0-3 K			4 1 1 0 0 3 3										
Willie McCovey, L OBP: 0.426, SLG: 0.574 (1, 3) X	0-0 F2				4-0 G5-4-3 BB		0-0 F2			2 0 0 0 2 0 2										
Dick Dietz, R OBP: 0.437, SLG: 0.595 (1, 2) X	0-0 1B 1-2 2-H				0-0 F9		0-0 6-3			4 0 1 1 0 0 3										
Jim Ray Hart, R OBP: 0.403, SLG: 0.600 (1, 7) X	0-0 FC6-4 1B 1-3 2-H				0-0 G5-4-3		0-0 F7			4 0 1 1 0 0 1										
Ron Hunt, R OBP: 0.400, SLG: 0.385 (1, 4) X	0-0 FC6-4				0-0 F8		0-0 F8			4 0 0 0 0 0 2										
Al Gallagher, R OBP: 0.346, SLG: 0.393 (1, 5) X		0-0 1-3			0-0 4-3		0-0 F9			4 0 0 0 0 1 0										
Gaylord Perry, R OBP: 0.127, SLG: 0.203 (1, 1)		0-3 K			0-0 F9		0-0 2B			3 0 1 0 0 1 0										
Ken Henderson, S OBP: 0.411, SLG: 0.476 (9, PH)										1 0 0 0 0 0 0										
Inning Stats	R: 2 E: 0 K: 0 S: 6	H: 3 LOB: 2 BB: 1 P: 10	R: 1 E: 0 K: 2 S: 9	H: 2 LOB: 1 BB: 0 P: 9	R: 0 E: 0 K: 0 S: 2	H: 0 LOB: 0 BB: 1 P: 6	R: 0 E: 0 K: 0 S: 3	H: 0 LOB: 0 BB: 0 P: 3	R: 0 E: 0 K: 1 S: 5	H: 0 LOB: 2 BB: 2 P: 13	R: 0 E: 0 K: 2 S: 8	H: 1 LOB: 1 BB: 0 P: 8	R: 0 E: 0 K: 0 S: 3	H: 0 LOB: 0 BB: 0 P: 3	R: 0 E: 0 K: 1 S: 5	H: 0 LOB: 0 BB: 0 P: 5	1B: 3 2B: 1 3B: 1 HR: 1	SF: 0 SAC: 0 DP: 1 HBP: 0	WP: 0 PB: 0 SB: 1 CS: 0	PA: 36
PITCHER Tom Seaver, R ERA: 2.41 (1, 1)	IP: 9.0 WLS: W BF: 36 H: 6 R: 3 ER: 3 SO: 6 BB: 3 IBB: 1 HBP: 0 BLK: 0 WP: 0 HR: 1 S: 44 P: 60 ERA: 3.00 WHIP: 1.000											PITCHER IP: WLS: BF: H: R: ER: SO: BB: IBB: HBP: BLK: WP: HR: S: P: ERA: WHIP								

San Francisco Giants @ New York Mets
Shea Stadium, Flushing, NY
Mon Jul 27 1970, 7:05 PM EDT
Att: 51,061 - Unknown

livebaseballscorecards.com

AB	32
R	3
H	6
RBI	3
BB	4
SO	6
LOB	14




Batter	1	2	3	4	5	6	7	8	9	AB	R	H	RBI	BB	SO	LOB
Bud Harrelson, S OBP: 0.363, SLG: 0.335 (1, 6) X	0-0 4-3 ①		4-0 1B FC3-2-5 BB		0-0 SH1-3 1-3		0-0 F2			2	0	0	0	1	0	1
Mike Jorgensen, L OBP: 0.286, SLG: 0.406 (1, 8) X (9, 3)	0-0 F7		0-0 1-3 FC3-2-5 1B		0-3 K			0-0 1B 3B		4	1	2	0	0	1	1
Ken Singleton, S OBP: 0.362, SLG: 0.408 Tommie Agee, R OBP: 0.338, SLG: 0.491 (1, 9) X (8, PR) (9, 8)	0-0 F8		0-0 1-2 3-H FC3-2-5		0-0 3-H 1B			0-0 3-H FC6-4 1B		4	0	2	2	0	0	2
Art Shamsky, L OBP: 0.375, SLG: 0.436 Ron Swoboda, R OBP: 0.358, SLG: 0.428 (1, 3) X (9, 9)		0-0 3-1	0-0 6-3				0-0 F8		0-0 F9	4	0	0	0	0	0	3
Cleon Jones, R OBP: 0.317, SLG: 0.362 (1, 7) X		0-0 4-3		0-0 HR			0-0 6-3		0-0 FC6-4 1-2f	4	1	1	1	0	0	1
Wayne Garrett, L OBP: 0.392, SLG: 0.488 (1, 4) X		0-0 HR 2B		0-3 K			0-3 K		0-0 4-3	4	1	1	0	0	2	1
Joe Foy, R OBP: 0.385, SLG: 0.373 (1, 5) X		0-0 2-H HR		0-0 F8			0-0 1B 1B			3	1	2	2	0	0	0
Jerry Grote, R OBP: 0.322, SLG: 0.318 (1, 2) X		0-0 5-3		0-0 F9			0-0 1-3 G4-6-3 1B			3	0	1	0	0	0	0
Tom Seaver, R OBP: 0.260, SLG: 0.265 (1, 1) X			0-0 4-1		4-0 SH1-3 PB 1B BB		0-0 1-2f G4-6-3			2	1	0	0	1	0	2

Inning Stats	R: 0	H: 0	E: 0	K: 0	S: 3	R: 2	H: 2	E: 0	K: 0	S: 5	R: 0	H: 1	E: 0	K: 0	S: 4	R: 1	H: 1	E: 0	K: 1	S: 6	R: 1	H: 1	E: 0	K: 1	S: 5	R: 0	H: 0	E: 0	K: 1	S: 5	R: 0	H: 2	E: 0	K: 0	S: 4	R: 1	H: 2	E: 0	K: 0	S: 5
	LOB: 0	BB: 0	P: 3	LOB: 0	BB: 0	P: 5	LOB: 2	BB: 1	P: 8	LOB: 0	BB: 0	P: 6	LOB: 1	BB: 1	P: 9	LOB: 0	BB: 0	P: 5	LOB: 1	BB: 1	P: 9	LOB: 0	BB: 0	P: 5	LOB: 1	BB: 0	P: 4	LOB: 1	BB: 0	P: 5	LOB: 0	BB: 0	P: 5	LOB: 1	BB: 0	P: 5	LOB: 0	BB: 0	P: 5	

PITCHER	IP	WLS	BF	H	R	ER	SO	BB	IBB	HBP	BLK	WP	HR	S	P	ERA	WHIP												
Gaylord Perry, R ERA: 3.64 (1, 1)	8.0	L	33	9	5	5	3	2	0	0	0	0	2	37	45	5.62	1.375												
PITCHER	IP	WLS	BF	H	R	ER	SO	BB	IBB	HBP	BLK	WP	HR	S	P	ERA	WHIP	WP: 0	PA: 33	1B: 5	SF: 0	PB: 1	SAC: 1	SB: 0	3B: 1	DP: 1	CS: 0	HR: 2	HBP: 0

San Francisco Giants @ New York Mets
Shea Stadium, Flushing, NY
Mon Jul 27 1970, 7:05 PM EDT
Att. 51,061 - Unknown

AB	30
R	5
H	9
RBI	5
BB	2
SO	3
LOB	11



Batter	1	2	3	4	5	6	7	8	9	AB R H RBI BB SO LOB	TOP												
Bobby Bonds, R OBP: 0.387, SLG: 0.489 (1, 9) (6, 8)	0-0 5-3			0-0 1-3		4-0 2B BB		0-0 4-3		3 1 0 0 1 0 0													
Ron Hunt, R OBP: 0.398, SLG: 0.387 (1, 4)	0-0 F7			0-0 F7		0-0 WP 2B		0-0 F8		4 0 1 2 0 0 0													
Willie Mays, R OBP: 0.388, SLG: 0.517 Ken Henderson, S OBP: 0.410, SLG: 0.475 (1, 8) (6, 9)	0-3 K			0-3 K		0-3 K			0-0 4-3	3 0 0 0 0 3 1 1 0 0 0 0 0 0													
Willie McCovey, L OBP: 0.424, SLG: 0.573 (1, 3)		0-3 K			0-0 2B	0-0 F6			0-0 F8	4 0 1 0 0 1 1													
Dick Dietz, R OBP: 0.438, SLG: 0.592 (1, 2)		0-3 K			0-0 F7		4-0 G6-4-3 BB		0-0 1B 1B	3 0 1 0 1 1 1													
Jim Ray Hart, R OBP: 0.395, SLG: 0.581 (1, 7)		0-0 6-3			0-0 5-3		0-0 G6-4-3 1-2f		0-0 FC6-4 1B	4 0 1 0 0 0 2													
Al Gallagher, R OBP: 0.345, SLG: 0.390 (1, 5)			0-0 F8		0-0 1-6-3		0-0 1B		0-0 FC6-4	4 0 1 0 0 0 3													
Tito Fuentes, S OBP: 0.275, SLG: 0.311 (1, 6)			0-0 4-3			0-0 3-1		0-0 4-3		3 0 0 0 0 0 1													
Rich Robertson, R OBP: 0.083, SLG: 0.250 Mike Davison, L (4, 1) Bob Taylor, L OBP: 0.326, SLG: 0.280 (8, PH) Ron Bryant, S OBP: 0.125, SLG: 0.125 (8, 1)			0-0 F3			4-0 2B BB		0-0 1-3		1 0 0 0 0 0 0 0 1 0 0 1 0 0 1 0 0 0 0 0 0 0 0 0 0 0 0 0													
Inning Stats	R: 0 E: 0 K: 1 S: 5	H: 0 LOB: 0 BB: 0 P: 5	R: 0 E: 0 K: 2 S: 7	H: 0 LOB: 0 BB: 0 P: 7	R: 0 E: 0 K: 0 S: 3	H: 0 LOB: 0 BB: 0 P: 3	R: 0 E: 0 K: 1 S: 5	H: 0 LOB: 0 BB: 0 P: 5	R: 0 E: 0 K: 0 S: 4	H: 1 LOB: 1 BB: 0 P: 4	R: 2 E: 0 K: 1 S: 6	H: 1 LOB: 1 BB: 2 P: 14	R: 0 E: 0 K: 0 S: 3	H: 1 LOB: 1 BB: 1 P: 7	R: 0 E: 0 K: 0 S: 3	H: 0 LOB: 0 BB: 0 P: 3	R: 0 E: 0 K: 0 S: 5	H: 2 LOB: 2 BB: 0 P: 5	1B: 3 2B: 2 3B: 0 HR: 0	SF: 0 SAC: 0 DP: 1 HBP: 0	WP: 1 PB: 0 SB: 0 CS: 0	PA: 34	
PITCHER Jim McAndrew, R ERA: 4.18 (1, 1)	IP 9.0	WLS W	BF 34	H 5	R 2	ER 2	SO 5	BB 3	IBB 0	HBP 0	BLK 0	WP 1	HR 0	S 41	P 53	ERA 2.00	WHIP 0.889						PITCHER IP WLS BF H R ER SO BB IBB HBP BLK WP HR S P ERA WHIP

San Francisco Giants @ New York Mets
Shea Stadium, Flushing, NY
Tue Jul 28 1970, 7:05 PM EDT
Att: 50,174 - Unknown

AB	31
R	2
H	5
RBI	2
BB	3
SO	5
LOB	9



livebaseballscores.com

BOTTOM

San Francisco Giants @ New York Mets
Shea Stadium, Flushing, NY
Tue Jul 28 1970, 7:05 PM EDT
Att. 50,174 - Unknown

AB	39
R	12
H	17
RBI	11
BB	3
SO	6
LOB	16



WP:	0	PA:	44
PB:	0	SB:	0
CS:	0		

Batter	1	2	3	4	5	6	7	8	9	AB	R	H	RBI	BB	SO	LOB
Tommie Agee, R (1, 8) OBP: 0.339, SLG: 0.490	0-0 3B 1B		0-0 6-3	0-0 F9	0-0 F8		0-0 1B 1B			5	1	2	0	0	0	3
Bud Harrelson, S (1, 6) OBP: 0.368, SLG: 0.349 Al Weis, S (6, 6) OBP: 0.283, SLG: 0.319	0-0 SF8 3B		0-0 HR 2B	0-0 HR 1B		0-3 K 1B	0-0 1-2 1B			3	3	3	2	0	0	0
Ken Singleton, S (1, 9) OBP: 0.370, SLG: 0.411	0-0 SF8 1B		4-0 HR BB	0-0 F8		0-0 G5-3 BB 1B	0-3 K			4	1	2	0	1	1	4
Donn Clendenon, R (1, 3) OBP: 0.372, SLG: 0.567 Mike Jorgensen, L (9, 3) OBP: 0.286, SLG: 0.406	0-0 SF8 1-2 3-H		0-0 HR 1-H 2-H	0-0 HR 1-H 2-H		4-0 BB 1-2	0-3 K			3	2	2	7	1	1	0
Cleon Jones, R (1, 7) OBP: 0.316, SLG: 0.360 Ron Swoboda, R (8, 9) OBP: 0.362, SLG: 0.448	0-3 K		0-0 E5 FC3-6	0-0		0-0 G5-3 2-3f	0-0 HR			4	0	1	0	0	1	3
Wayne Garrett, L (1, 4) OBP: 0.387, SLG: 0.480	0-0 6-3		0-0 FC3-6 1-2f	0-3 K		0-3 K	0-0 FC4-6 1B			5	0	1	0	0	2	3
Joe Foy, R (1, 5) OBP: 0.379, SLG: 0.366		0-0 F8	0-0 F7		0-0 F6		0-0 F7	0-0 F8		5	0	0	0	0	0	2
Jerry Grote, R (1, 2) OBP: 0.328, SLG: 0.325 Duffy Dyer, R (8, 2) OBP: 0.307, SLG: 0.235	0-0 F9		0-0	0-0 F9 BB 1B 1B	0-0 SH3-4 1B		0-0 1B E 1B	0-0 FC4-6 1-2f		4	2	3	0	0	0	0
Jim McAndrew, R (1, 1) OBP: 0.207, SLG: 0.222	0-0 F4		0-0	4-0 HR BB	0-0 SH3-4		0-0 E8 1B 1B			2	2	1	0	1	0	0

Inning	R	H	E	K	S	P	BB	IBB	HBP	BLK	WP	HR	S	P	ERA	WHIP
1	2	3	0	1	8	7	0	0	0	0	0	1	18	26	21.00	2.667
2	0	0	0	0	3	7	0	0	0	0	0	1	28	32	6.75	2.500
3	0	0	0	0	1	1	0	0	0	0	0	1	7	7	9.00	2.000

PITCHER	IP	WLS	BF	H	R	ER	SO	BB	IBB	HBP	BLK	WP	HR	S	P	ERA	WHIP
Rich Robertson, R (1, 1) ERA: 5.3	3.0	L	18	6	7	7	1	2	0	0	0	0	1	18	26	21.00	2.667
Mike Davison, L (4, 1) ERA: 7.23	4.0		21	9	4	3	4	1	0	0	0	0	1	28	32	6.75	2.500
Ron Bryant, L (8, 1) ERA: 5.27	1.0		5	2	1	1	1	0	0	0	0	0	1	7	7	9.00	2.000

Batter 1 2 3 4 5 6 7 8 9 AB R H RBI BB SO LOB TOP

Main table containing batter statistics, game diagrams (diamonds), and scores for each batter. Includes names like Bobby Bonds, Ron Hunt, Hal Lanier, Willie Mays, Dick Dietz, Ken Henderson, Jim Ray Hart, Tito Fuentes, Frank Johnson, Skip Pitlock, Al Gallagher, and Don McMahon.

Inning Stats table with columns for R, H, E, K, S, P, and other metrics for each inning.

Pitcher statistics table with columns for PITCHER, IP, WLS, BF, H, R, ER, SO, BB, IBB, HBP, BLK, WP, HR, S, P, ERA, WHIP.

San Francisco Giants @ New York Mets
Shea Stadium, Flushing, NY
Wed Jul 29 1970, 7:05 PM EDT
Att: 43,029 - Unknown

Summary statistics table: AB 34, R 4, H 10, RBI 4, BB 7, SO 8, LOB 27.



BOTTOM

San Francisco Giants @ New York Mets
Shea Stadium, Flushing, NY
Wed Jul 29 1970, 7:05 PM EDT
Att. 43,029 - Unknown

livebaseballscores.com

AB 31
R 2
H 7
RBI 2
BB 8
SO 6
LOB 17



WP: 0 PA: 40
PB: 0
SB: 0
CS: 0

AB	R	H	RBI	BB	SO	LOB
5	1	2	0	0	0	2
5	0	1	0	0	1	2
3	0	1	0	2	1	0
5	1	1	2	0	2	4
1	0	0	0	3	1	1
3	0	0	0	1	0	4
3	0	0	0	0	0	2
1	0	0	0	0	0	0
1	0	0	0	0	0	0
0	0	0	0	0	0	0
1	0	0	0	0	0	1
1	0	1	0	0	0	0
0	0	0	0	0	0	0
1	0	0	0	0	0	1
0	0	0	0	0	0	0

Batter	1	2	3	4	5	6	7	8	9
Tommie Agee, R (1, 8) OBP: 0.339, SLG: 0.489	0-0 FC6-4 1B	0-0 F3		0-0 1-3 1B		0-0 G6-4-3 1-2f			0-0 F9
Bud Harrelson, S (1, 6) OBP: 0.366, SLG: 0.347	0-0 FC6-4 1-2 1B		0-3 K	0-0 F5			0-0 F4		0-0 F8
Ken Singleton, S (1, 7) OBP: 0.377, SLG: 0.409	0-0 FC6-4 1-2 2-3 1B		0-0 F4		0-3 K		4-0 BB		4-0 BB
Donn Clendenon, R (1, 3) OBP: 0.368, SLG: 0.573	0-0 FC6-4 BB 1-2f 2-3 3-H		0-0 HR		0-0 3-1		0-3 K		0-3 K
Ron Swoboda, R (1, 9) OBP: 0.369, SLG: 0.445	4-0 G6-4-3 BB		4-0 BB		4-0 BB		0-3 K		
Joe Foy, R (1, 5) OBP: 0.377, SLG: 0.361	0-0 G6-4-3 1-2f		0-0 5-3		4-0 1-2 BB			0-0 F6	
Ted Martinez, R (1, 4) OBP: 0.083, SLG: 0.083		0-0 5-3		0-0 F9		0-0 F2		0-0 F4	
Wayne Garrett, L (8, PH) OBP: 0.385, SLG: 0.478									
Duffy Dyer, R (1, 2) OBP: 0.316, SLG: 0.232		4-0 SH2-4 BB		4-0 1B BB		0-0 F2		0-0 1B	
Dave Marshall, L (8, PH) OBP: 0.328, SLG: 0.457									
Jerry Grote, R (9, 2) OBP: 0.328, SLG: 0.325									
Jerry Koosman, R (1, 1) OBP: 0.128, SLG: 0.068		0-0 SH2-4		0-3 K		0-0 G6-4-3 1B		0-0 F1	
Rich Folkers, L (6, 1) OBP: 0.400, SLG: 0.400									
Danny Frisella, L (7, 1) OBP: 0.500, SLG: 0.500									
Art Shamsky, L (8, PH) OBP: 0.373, SLG: 0.434									
Ron Taylor, R (9, 1) OBP: 0.373, SLG: 0.434									

Inning	R	H	E	K	S	H	LOB	BB	IBB	HBP	BLK	WP	HR	S	P	ERA	WHIP
1	1	3	0	1	9	0	0	0	0	0	0	0	0	28	52	3.00	2.000
2	0	0	0	0	3	0	1	0	0	0	0	0	0	16	24	0.00	1.000

PITCHER	IP	WLS	BF	H	R	ER	SO	BB	IBB	HBP	BLK	WP	HR	S	P	ERA	WHIP
Skip Pitlock, L (1, 1) ERA: 5.19	6.0	W	28	6	2	2	3	6	0	0	0	0	1	28	52	3.00	2.000
Don McMahon, R (7, 1) ERA: 3.32	3.0	S	12	1	0	0	3	2	0	0	0	0	0	16	24	0.00	1.000

Batter	1	2	3	4	5	6	7	8	9	AB R H RBI BB SO LOB	TOP		
Bobby Bonds, R OBP: 0.394, SLG: 0.507 (1, 8) X	0-0 5-3	0-0 FC5-4 1-2f			0-0 2B 1B		0-0 WP 2B 1B	4-0 FC4-6 S BB		4 2 2 0 1 0 1	<p>San Francisco Giants @ Philadelphia Phillies</p> <p>Shibe Park, Philadelphia, PA</p> <p>Fri Jul 31 1970, 7:05 PM EDT</p> <p>Unknown</p>		
Tito Fuentes, S OBP: 0.277, SLG: 0.313 (1, 4) X	0-0 F5		0-0 F6		0-0 1B 2B 1-H		0-0 F7	4-0 FC4-6 BB 1-2		4 1 1 1 1 0 1			
Ken Henderson, S OBP: 0.415, SLG: 0.481 (1, 9) X	0-0 1B		0-0 2B		0-0 FC4-6 1B		4-0 WP 2B BB 1-2	0-0 FC4-6 S 1-2f 2-3		4 1 3 1 1 0 2			
Willie McCovey, L OBP: 0.421, SLG: 0.565 (1, 3) S S S	0-3 K		0-3 K		0-0 FC4-6 G6-4-3 1-2f		4-0 2B 1B IBB 1-2 2-3	0-0 F4 1-2		4 1 0 0 1 2 5			
Dick Dietz, R OBP: 0.434, SLG: 0.583 (1, 2) S S S		0-3 K	0-0 F7		0-0 G6-4-3 1-2f		0-0 1B 2B 1-3 2-H 3-H	0-3 K		5 1 1 2 0 2 2			
Jim Ray Hart, R OBP: 0.411, SLG: 0.573 (1, 5) B B B B		4-0 1B 1B BB		0-0 1-3 1B		0-0 F8	0-0 FC5-4 1B 2-H 3-H	0-0 5-3		4 1 2 2 1 0 0			
Frank Johnson, R OBP: 0.341, SLG: 0.325 (1, 7) X		0-0 1B SF8 1B 1-3		0-3 K		0-0 FC6 1B	0-0 F9	4-0 FC6 BB		4 1 2 0 1 1 2			
Hal Lanier, R OBP: 0.275, SLG: 0.297 (1, 6) X		0-0 FC5-4 1B 1-3 3-H		0-0 1-3		0-3 K	0-0 FC5-4 1-2f	0-0 FC6 1-2f		5 0 1 1 0 1 4			
Juan Marichal, R OBP: 0.082, SLG: 0.043 (1, 1) X		0-0 SF8 3-H		0-0 F6		0-0 FC6 1-2f		0-3 K		3 0 0 1 0 1 2			
Inning Stats	R: 0 E: 0 K: 1 S: 6 H: 1 LOB: 1 BB: 0 P: 6	R: 2 E: 0 K: 1 S: 7 H: 2 LOB: 1 BB: 1 P: 11	R: 0 E: 0 K: 1 S: 6 H: 1 LOB: 1 BB: 0 P: 6	R: 0 E: 0 K: 1 S: 6 H: 1 LOB: 1 BB: 0 P: 6	R: 2 E: 0 K: 0 S: 5 H: 3 LOB: 0 BB: 0 P: 5	R: 0 E: 0 K: 1 S: 6 H: 1 LOB: 1 BB: 0 P: 6	R: 4 E: 0 K: 0 S: 6 H: 3 LOB: 1 BB: 2 P: 14	R: 0 E: 0 K: 1 S: 5 H: 0 LOB: 2 BB: 2 P: 13	R: 0 E: 0 K: 1 S: 5 H: 0 LOB: 1 BB: 1 P: 9	1B: 9 2B: 3 3B: 0 HR: 0 SF: 1 SAC: 0 DP: 1 HBP: 0	WP: 1 PB: 0 SB: 2 CS: 0 PA: 44		
PITCHER	IP WLS BF H R ER SO BB IBB HBP BLK WP HR S P ERA WHIP											PITCHER	IP WLS BF H R ER SO BB IBB HBP BLK WP HR S P ERA WHIP
Grant Jackson, L ERA: 5.69 (1, 1)	4.1 L 22 8 4 4 4 1 1 0 0 0 0 0 29 33 8.31 2.077												
Lowell Palmer, R ERA: 5.61 (5, 1)	2.0 10 3 4 4 1 1 1 0 0 1 0 10 18 18.00 2.000												
Fred Wenz, R ERA: 3.38 (7, 1)	1.2 8 1 0 0 1 2 0 0 0 0 0 8 16 0.00 1.800												
Bill Champion, R ERA: (9, 1)	1.0 4 0 0 0 1 1 0 0 0 0 0 5 9 0.00 1.000												

livebaseballscorecards.com

AB	37
R	8
H	12
RBI	8
BB	6
SO	7
LOB	19



Batter	1	2	3	4	5	6	7	8	9	AB	R	H	RBI	BB	SO	LOB
Tony Taylor, R (1, 7) OBP: 0.357, SLG: 0.439	0-0 F8			0-0 F9			0-0 F8	0-0 F9		4	0	0	0	0	0	0
Denny Doyle, L (1, 4) OBP: 0.293, SLG: 0.334	0-0 F5			0-0 3-1			0-0 1B 2B 1B		0-0 1B	4	1	2	0	0	0	0
Don Money, R (1, 5) OBP: 0.379, SLG: 0.506	0-0 F5			0-0 6-3			0-0 1-2 2B 1B		0-0 F4	4	1	1	0	0	0	1
Deron Johnson, R (1, 3) OBP: 0.334, SLG: 0.481		0-3 K			0-0 F8		0-0 1B 1-3 2B		0-0 F9	4	1	1	2	0	1	1
Ron Stone, L (1, 9) OBP: 0.353, SLG: 0.411		0-0 F5			0-3 K		0-0 1-3 2-3 1B		0-0 G3	4	0	1	0	0	1	1
Oscar Gamble, L (1, 8) OBP: 0.327, SLG: 0.340		0-0 F4			0-0 4-3		0-0 1-3			3	0	0	1	0	0	1
Terry Harmon, R (1, 6) OBP: 0.333, SLG: 0.372			0-0			0-0 F9	0-3 K			3	0	1	0	0	1	1
Doc Edwards, R (8, 2) OBP: 0.294, SLG: 0.250				G4-6-3 1B						0	0	0	0	0	0	0
Mike Ryan, R (1, 2) OBP: 0.263, SLG: 0.286		0-3 K				0-0 F7		0-0 1-3		2	0	0	0	0	1	1
Larry Bowa, S (8, 6) OBP: 0.265, SLG: 0.285										1	0	0	0	0	0	0
Grant Jackson, S (1, 1) OBP: 0.103, SLG: 0.103			0-0 G4-6-3			0-0 5-3		0-3 K		1	0	0	0	0	0	1
Lowell Palmer, R (5, 1) OBP: 0.222, SLG: 0.294										1	0	0	0	0	0	0
Fred Wenz, R (7, 1)										0	0	0	0	0	0	0
John Briggs, L (8, PH) OBP: 0.324, SLG: 0.364			1-2							1	0	0	0	0	1	0
Bill Champion, R (9, 1)										0	0	0	0	0	0	0


Inning Stats	R: 0	H: 0	E: 0	K: 0	S: 3	R: 0	H: 0	E: 0	K: 1	S: 5	R: 0	H: 0	E: 0	K: 0	S: 3	R: 0	H: 0	E: 0	K: 1	S: 5	R: 0	H: 0	E: 0	K: 0	S: 3	R: 3	H: 4	E: 0	K: 1	S: 9	R: 0	H: 0	E: 0	K: 1	S: 5	R: 0	H: 1	E: 0	K: 0	S: 4	1B: 5	SF: 0	2B: 1	SAC: 0	3B: 0	DP: 1	HR: 0	HBP: 0	WP: 0	PA: 32	
	0	0	0	0	3	0	0	0	1	5	0	0	0	0	3	0	0	0	0	1	5	0	0	0	0	0	3	4	0	1	9	0	0	0	1	5	0	1	0	4	5	0	0	0	1	0	0	0	0	0	32

PITCHER	IP	WLS	BF	H	R	ER	SO	BB	IBB	HBP	BLK	WP	HR	S	P	ERA	WHIP
Juan Marichal, R (1, 1) ERA: 4.86	9.0	W	32	6	3	3	5	0	0	0	0	0	0	42	42	3.00	0.667

BOTTOM

San Francisco Giants @ Philadelphia Phillies
 Shibe Park, Philadelphia, PA
 Fri Jul 31 1970, 7:05 PM EDT
 Unknown

AB	32
R	3
H	6
RBI	3
BB	0
SO	5
LOB	7



Batter	1	2	3	4	5	6	7	8	9	AB R H RBI BB SO LOB	TOP		
Bobby Bonds, R OBP: 0.395, SLG: 0.507 (1, 8) X	0-0 5-3	0-0 1B		0-0 CS 1B		0-0 F9 BB HR 1B		0-0 F7	0-0 F8	6 1 3 0 0 0 1	San Francisco Giants @ Philadelphia Phillies Shibe Park, Philadelphia, PA Fri Jul 31 1970, 7:05 PM EDT Att. 15,716 - Unknown livebaseballscorecards.com		
Ron Hunt, R OBP: 0.408, SLG: 0.386 (1, 5) B B B	4-0 BB 1B 1B BB	0-0 F9		0-0 CS 1-2	4-0 F8 E BB	4-0 HR BB		0-0 BB 1B 1B		2 3 1 0 3 0 1			
Willie Mays, R OBP: 0.380, SLG: 0.503 (1, 3) X	0-0 BB 1-2 1B 1B		0-0 5-3		0-0 F8 1-2	0-0 F9 2-3		0-0 F7		5 1 1 0 0 0 4			
Ken Henderson, S OBP: 0.423, SLG: 0.497 (1, 9) B B B	4-0 1B 1-2 2-3 BB		0-0 1B 1B		0-0 E9 S SF7 2-H 1B	0-0 HR 1-H 3-H		0-0 BB 1-2 1B		4 2 4 4 1 0 0			
Jim Ray Hart, R OBP: 0.411, SLG: 0.553 (1, 7) X	0-0 F4		0-0 F4		4-0 1B 2-3 BB	0-0 4-3		4-0 BB 1-2 2-3		3 0 0 0 2 0 4			
Tito Fuentes, S OBP: 0.280, SLG: 0.317 (1, 4) X	0-0 1-2 2-H 3-H 1B		0-0 FC6-4 1-2 1B		0-0 SF7 3-H		0-0 F3	0-0 6-3		4 0 2 3 0 0 3			
Russ Gibson, R OBP: 0.279, SLG: 0.291 (1, 2) S S S	0-3 K		0-0 FC6-4 1-2 1B		0-0 1-2 1B		0-3 K		4-0 SH1-4 BB	4 0 1 0 1 2 4			
Hal Lanier, R OBP: 0.274, SLG: 0.299 (1, 6) X		0-0 F4		0-0 6-3	0-0 F8		0-0 2B	0-0 F3		5 0 1 0 0 0 3			
Frank Reberger, L OBP: 0.227, SLG: 0.273 Don McMahon, R OBP: 0.308, SLG: 0.182 (1, 1) (9, 1) X		0-0 F7		0-0 G3		0-3 K	0-3 K	0-0 SH1-4 1-2		4 0 0 0 0 2 1 0 0 0 0 0 0 0			
Inning Stats	R: 2 E: 0 K: 1 S: 7 H: 2 LOB: 2 BB: 2 P: 15	R: 0 E: 0 K: 0 S: 4 H: 1 LOB: 1 BB: 0 P: 4	R: 0 E: 0 K: 0 S: 5 H: 2 LOB: 2 BB: 0 P: 5	R: 0 E: 0 K: 0 S: 3 H: 1 LOB: 0 BB: 0 P: 3	R: 2 E: 1 K: 0 S: 5 H: 2 LOB: 2 BB: 2 P: 13	R: 3 E: 0 K: 1 S: 7 H: 2 LOB: 0 BB: 1 P: 11	R: 0 E: 0 K: 2 S: 8 H: 1 LOB: 1 BB: 0 P: 8	R: 0 E: 0 K: 0 S: 5 H: 2 LOB: 3 BB: 1 P: 9	R: 0 E: 0 K: 0 S: 3 H: 0 LOB: 1 BB: 1 P: 7	1B: 11 2B: 1 3B: 0 HR: 1 SF: 1 SAC: 1 DP: 0 HBP: 0	WP: 0 PB: 0 SB: 1 CS: 1 PA: 47		
PITCHER	IP WLS BF H R ER SO BB IBB HBP BLK WP HR S P ERA WHIP											PITCHER	IP WLS BF H R ER SO BB IBB HBP BLK WP HR S P ERA WHIP
Chris Short, L ERA: 4.82 (1, 1)	4.1 L 23 7 4 4 1 4 0 0 0 0 0 0 21 37 8.31 2.538												
Barry Lersch, R ERA: 3.81 (5, 1)	1.2 9 3 3 3 1 1 0 0 0 0 0 1 10 14 16.20 2.400												
Joe Hoerner, L ERA: 2.48 (7, 1)	3.0 14 3 0 0 2 2 0 0 0 0 0 0 16 24 0.00 1.667												

San Francisco Giants @ Philadelphia Phillies
 Shibe Park, Philadelphia, PA
 Fri Jul 31 1970, 7:05 PM EDT
 Att. 15,716 - Unknown

AB	37
R	7
H	13
RBI	7
BB	7
SO	4
LOB	21



Batter	1	2	3	4	5	6	7	8	9	AB	R	H	RBI	BB	SO	LOB
Oscar Gamble, L (1, 9) OBP: 0.324, SLG: 0.335	0-3 K	0-0 FC5 BB 1-2 2-H 1B		0-3 K		0-3 K			0-0 6-3	5	0	1	1	0	3	3
Denny Doyle, L (1, 4) OBP: 0.298, SLG: 0.341	0-0 6-3 3B	4-0 1-2 2-3 BB			0-0 F9		0-0 F6		4-0 BB BB	3	1	1	0	2	0	0
Don Money, R (1, 5) OBP: 0.379, SLG: 0.506	0-0 6-3	0-0 FC5 2-3f			0-0 2B		0-0 F8		4-0 1-2 2-3 BB	4	0	1	1	1	0	3
Deron Johnson, R (1, 3) OBP: 0.333, SLG: 0.477	0-0 FC6 1B		0-3 K		0-0 F8		0-0 5-3		0-0 F9	5	0	1	0	0	1	4
Ron Stone, L (1, 7) OBP: 0.356, SLG: 0.410	0-0 FC6 1-2f		0-0 PB S 1B		0-0 F9			4-0 G6-4-3 BB		3	0	1	0	1	0	2
Larry Hisle, R (1, 8) OBP: 0.298, SLG: 0.331		0-0 PB 1B	0-0 F3		0-3 K			0-0 G6-4-3 1-2f		4	1	1	0	0	1	2
Terry Harmon, R (1, 6) OBP: 0.321, SLG: 0.357		0-0 6-3	0-0 5-3		0-0 F3		0-0 F3		0-0 F9	4	0	0	0	0	0	2
Mike Ryan, R (1, 2) OBP: 0.262, SLG: 0.297		0-0 F8		0-0 F7		0-0 E5 WP BB			0-0 BB 2B	4	0	1	0	0	0	1
Chris Short, R (1, 1) OBP: 0.086, SLG: 0.057 Barry Lefsch, S (5, 1) OBP: 0.125, SLG: 0.125 John Briggs, L (6, PH) OBP: 0.327, SLG: 0.364 Grant Jackson, S (6, PR) OBP: 0.103, SLG: 0.103 Joe Hoerner, R (7, 1) OBP: 0.444, SLG: 0.429 Rick Joseph, R (9, PH) OBP: 0.260, SLG: 0.326		0-1 CI BB 1B		0-0 F3		4-0 WP BB			0-3 K	1	0	0	0	0	0	0

BOTTOM	
San Francisco Giants @ Philadelphia Phillies Shibe Park, Philadelphia, PA Fri Jul 31 1970, 7:05 PM EDT Att. 15,716 - Unknown	
AB 34 R 2 H 7 RBI 2 BB 5 SO 6 LOB 18	
WP: 1 PA: 40 PB: 2 SB: 1 CS: 0	

Inning Stats	R: 1	H: 2	E: 0	K: 1	S: 7	LOB: 1	BB: 0	P: 7	R: 1	H: 2	E: 1	K: 0	S: 6	LOB: 3	BB: 1	P: 10	R: 0	H: 1	E: 0	K: 1	S: 6	LOB: 1	BB: 0	P: 6	R: 0	H: 0	E: 0	K: 1	S: 5	LOB: 0	BB: 0	P: 5	R: 0	H: 1	E: 0	K: 0	S: 4	LOB: 1	BB: 0	P: 4	R: 0	H: 0	E: 1	K: 2	S: 8	LOB: 3	BB: 1	P: 12	R: 0	H: 0	E: 0	K: 0	S: 3	LOB: 0	BB: 0	P: 3	R: 0	H: 0	E: 0	K: 0	S: 2	LOB: 0	BB: 1	P: 6	R: 0	H: 1	E: 0	K: 1	S: 6	LOB: 3	BB: 2	P: 14	1B: 4	SF: 0	2B: 2	SAC: 0	3B: 1	DP: 1	HR: 0	HBP: 0
PITCHER	IP	WLS	BF	H	R	ER	SO	BB	IBB	HBP	BLK	WP	HR	S	P	ERA	WHIP																																																															
Frank Reberger, R (1, 1) ERA: 6.67	8.2	W	39	7	2	1	6	5	0	0	0	1	0	46	66	1.04	1.385																																																															
Don McMahon, R (9, 1) ERA: 3.31	0.1	S	1	0	0	0	0	0	0	0	0	0	0	1	1	0.00	0.000																																																															
PITCHER	IP	WLS	BF	H	R	ER	SO	BB	IBB	HBP	BLK	WP	HR	S	P	ERA	WHIP																																																															



Batter	1	2	3	4	5	6	7	8	9	10	11	AB R H RBI BB SO LOB	TOP															
Bobby Bonds, R OBP: 0.395, SLG: 0.507 (1, 9)	0-0 HR 2B		0-3 K		0-0 BB 4-3 1B	0-0 FC6-4		0-0 6-3			0-0 5-3	6 2 2 0 0 1 2																
Tito Fuentes, S OBP: 0.281, SLG: 0.318 (1, 4) (8, 6)	0-0 F7		0-0 1-3 1B		0-0 4-3 BB 1-2 1B		0-0 F8		0-3 K		0-0 6-3	6 0 2 0 0 1 1																
Willie Mays, R OBP: 0.379, SLG: 0.498 (1, 8)	0-0 F8		0-0 1-3		4-0 4-3 BB 1-2 2-3 BB		0-0 S 1B		0-3 K		0-0 F4	5 0 1 0 1 1 2																
Willie McCovey, L OBP: 0.421, SLG: 0.571 (1, 3)	4-0 HR BB		0-0 F5		0-0 4-3		0-0 F4		0-0 HR			4 2 1 2 1 0 4																
Ken Henderson, S OBP: 0.425, SLG: 0.505 (1, 7)	0-0 HR			0-0 4-3		4-0 IBB		4-0 1-2 IBB		0-3 K		3 1 1 3 2 1 0																
Dick Dietz, R OBP: 0.434, SLG: 0.577 (1, 2)	0-0 F8			4-0 FC4-6 BB		0-3 K		0-0 F9				3 0 0 0 2 1 5																
Jim Ray Hart, R OBP: 0.400, SLG: 0.528 (1, 5)		4-0 G6-4-3 BB		0-0 FC4-6		0-0 6-3		0-0 F8		0-0 F5		4 0 0 0 1 0 2																
Hal Lanier, R OBP: 0.271, SLG: 0.296 (1, 6)		0-0 G6-4-3		0-0 4-3		0-0 F9		4-0 BB		0-0 F9		3 0 0 0 0 0 2																
Ron Hunt, R OBP: 0.408, SLG: 0.385 (8, PH) (8, 4)		0-0 K		0-0 4-3		0-0 FC6-4 1B		0-0 F8		0-3 K		1 0 0 0 1 0 1																
Gaylord Perry, R OBP: 0.134, SLG: 0.207 (1, 1)		0-3 K		0-0 4-3		0-0 FC6-4 1B		0-0 F8		0-3 K		3 0 1 0 0 1 0																
Mike Davison, L (7, 1)												0 0 0 0 0 0 0																
Bob Taylor, L OBP: 0.322, SLG: 0.276 (8, PH)												1 0 0 0 0 0 1																
Don McMahon, R OBP: 0.328, SLG: 0.182 (8, 1)												0 0 0 0 0 0 0																
Frank Johnson, R OBP: 0.338, SLG: 0.322 (10, PH)												1 0 0 0 0 1 1																
Jerry Johnson, R (10, 1)												0 0 0 0 0 0 0																
Inning Stats	R: 3 E: 0 K: 0 S: 5	H: 2 LOB: 0 BB: 1 P: 9	R: 0 E: 0 K: 1 S: 4	H: 0 LOB: 0 BB: 1 P: 8	R: 0 E: 0 K: 1 S: 6	H: 1 LOB: 1 BB: 0 P: 6	R: 0 E: 0 K: 0 S: 3	H: 0 LOB: 1 BB: 1 P: 7	R: 1 E: 0 K: 1 S: 7	H: 2 LOB: 3 BB: 2 P: 15	R: 0 E: 0 K: 0 S: 4	H: 1 LOB: 1 BB: 0 P: 4	R: 0 E: 0 K: 0 S: 4	H: 1 LOB: 2 BB: 1 P: 8	R: 0 E: 0 K: 3 S: 3	H: 0 LOB: 1 BB: 1 P: 7	R: 1 E: 0 K: 3 S: 10	H: 1 LOB: 0 BB: 0 P: 10	R: 0 E: 0 K: 1 S: 5	H: 0 LOB: 1 BB: 1 P: 9	R: 0 E: 0 K: 0 S: 3	H: 0 LOB: 0 BB: 0 P: 3	1B: 5 2B: 1 3B: 0 HR: 2	SF: 0 SAC: 0 DP: 1 HBP: 0	WP: 0 PB: 0 SB: 1 CS: 0	PA: 48		
PITCHER	IP WLS BF H R ER SO BB IBB HBP BLK WP HR S P ERA WHIP																											
Jim Bunning, R ERA: 3.85 (1, 1)	7.0	33	7	4	4	3	4	2	0	0	0	0	1	33	57	5.14	1.571											
Dick Selma, R ERA: 2.98 (8, 1)	4.0	15	1	1	1	4	2	0	0	0	0	0	1	21	29	2.25	0.750											

San Francisco Giants @ Philadelphia Phillies
 Shibe Park, Philadelphia, PA
 Sat Aug 01 1970, 7:05 PM EDT
 Unknown

livebaseballscorecards.com

AB	40
R	5
H	8
RBI	5
BB	8
SO	7
LOB	21



Batter	1	2	3	4	5	6	7	8	9	10	11	AB R H RBI BB SO LOB	BOTTOM												
Tony Taylor, R OBP: 0.361, SLG: 0.439 (1, 7)	F9	1B			G1-6-3 BB		E2 1B		G6-4-3			4 0 2 2 1 0 1	San Francisco Giants @ Philadelphia Phillies Shibe Park, Philadelphia, PA Sat Aug 01 1970, 7:05 PM EDT Unknown												
Denny Doyle, L OBP: 0.294, SLG: 0.336 (1, 4)	F4	K2-3			G1-6-3		K			F7		5 0 0 0 0 2 5													
Don Money, R OBP: 0.363, SLG: 0.504 (1, 5)	6-3				G6-4-3 1B		K			FC6-4 BB		3 0 1 0 2 1 2													
Deron Johnson, R OBP: 0.336, SLG: 0.482 (1, 3)		FC3-6 1B			K		FC1-5 1B			F8		5 0 3 0 0 1 2													
Ron Stone, L OBP: 0.347, SLG: 0.399 (1, 9)		FC3-6 1B			G6-4-3		FC1-5			F3		5 1 0 0 0 0 6													
Larry Hisle, R OBP: 0.297, SLG: 0.326 (1, 8)		1B BB			F7		G6-4-3			F8		4 1 0 0 1 0 3													
Terry Harmon, R OBP: 0.324, SLG: 0.360 (1, 6)		1B 1B			K		SH1-4 1B			FC6-5		2 1 1 1 0 1 0													
John Briggs, L OBP: 0.330, SLG: 0.368 (7, PH)		1B 1B			K		1B					1 0 1 0 0 0 0													
Larry Bowa, S OBP: 0.267, SLG: 0.284 (8, 6)		1-2 2-H			4-3		SH1-4					1 2 0 0 1 0 1													
Mike Ryan, R OBP: 0.261, SLG: 0.295 (1, 2)		F7			K		K			E7 1B		4 0 1 0 0 1 2													
Jim Bunning, R OBP: 0.167, SLG: 0.133 (1, 1)		1B			K2-3		S E BB			G6-4-3 1B		2 0 1 1 0 1 0													
Oscar Gamble, L OBP: 0.328, SLG: 0.335 (7, PH)		1-3 2-H										0 1 0 0 1 0 0													
Dick Selma, R OBP: 0.200, SLG: 0.143 (8, 1)		1B										1 0 1 0 0 0 0													
Inning Stats	R: 0 E: 0 K: 0 S: 3	H: 0 LOB: 0 BB: 0 P: 3	R: 3 E: 0 K: 1 S: 9	H: 4 LOB: 2 BB: 1 P: 13	R: 0 E: 0 K: 1 S: 5	H: 1 LOB: 0 BB: 0 P: 5	R: 0 E: 0 K: 1 S: 5	H: 0 LOB: 0 BB: 0 P: 5	R: 0 E: 0 K: 0 S: 3	H: 1 LOB: 1 BB: 1 P: 7	R: 2 E: 1 K: 2 S: 9	H: 2 LOB: 2 BB: 1 P: 13	R: 0 E: 0 K: 0 S: 4	H: 1 LOB: 1 BB: 0 P: 4	R: 0 E: 0 K: 1 S: 5	H: 1 LOB: 0 BB: 0 P: 5	R: 0 E: 0 K: 0 S: 3	H: 0 LOB: 1 BB: 1 P: 7	R: 1 E: 1 K: 0 S: 2	H: 1 LOB: 1 BB: 1 P: 6	1B: 10 2B: 1 3B: 0 HR: 0	SF: 0 SAC: 1 DP: 4 HBP: 0	WP: 0 PB: 0 SB: 2 CS: 0	PA: 44	
PITCHER	IP	WLS	BF	H	R	ER	SO	BB	IBB	HBP	BLK	WP	HR	S	P	ERA	WHIP								
Gaylord Perry, R ERA: 3.7 (1, 1)	6.1		28	8	5	4	4	4	0	0	0	0	0	32	48	5.68	1.895								
Mike Davison, L ERA: 7.03 (7, 1)	0.2		2	0	0	0	2	0	0	0	0	0	0	6	6	0.00	0.000								
Don McMahon, R ERA: 3.21 (8, 1)	2.0		7	2	0	0	1	0	0	0	0	0	0	9	9	0.00	1.000								
Jerry Johnson, R ERA: 5.01 (10, 1)	1.1	L	7	1	1	0	0	2	0	0	0	0	0	5	13	0.00	2.250								

livebaseballscores.com

AB	37
R	6
H	11
RBI	4
BB	6
SO	7
LOB	22



Batter	1	2	3	4	5	6	7	8	9	AB R H RBI BB SO LOB	TOP	
Bobby Bonds, R (1, 8) OBP: 0.395, SLG: 0.507	0-0 FC3-6 1B		0-0 FC6-4 1-2f			0-0 CS4-5 1B		0-0 F8		4 0 2 0 0 0 2	San Francisco Giants @ Philadelphia Phillies Shibe Park, Philadelphia, PA Sat Aug 01 1970, 7:05 PM EDT Att: 18,010 - Unknown livebaseballscorecards.com	
Ron Hunt, R (1, 4) OBP: 0.407, SLG: 0.386 Mike Davison, L (8, 1)	0-0 F7			0-0 2B		0-0 FC5-4-5 1-2 2-3		0-0 F7		4 0 1 0 0 0 4 0 0 0 0 0 0 0		
Ken Henderson, S (1, 9) OBP: 0.421, SLG: 0.499	0-0 FC3-6 1-2f CS			0-0 6-3		0-0 F6		0-0 F9		4 0 0 0 0 0 4		
Willie McCovey, L (1, 3) OBP: 0.418, SLG: 0.565 Bob Taylor, L (7, 7) OBP: 0.319, SLG: 0.273	0-0 CS 1-2	0-0 G3		0-0 F5		0-0 F4		0-0 1-3		3 0 0 0 0 0 1 1 0 0 0 0 0 0		
Jim Ray Hart, R (1, 5) OBP: 0.394, SLG: 0.527		0-0 F8		0-0 F9		0-0 1B FC6-4 2B		0-0 F8		4 1 1 0 0 0 1		
Tito Fuentes, S (1, 6) OBP: 0.281, SLG: 0.316		0-0 F8			0-0 F8		0-0 FC6-4 2-3 1B		0-0 6-3	4 0 1 0 0 0 0		
Frank Johnson, R (1, 7) OBP: 0.331, SLG: 0.315 (7, 3)			0-0 6-3		0-0 F9		0-0 FC6-4 1-2f 3-H			3 0 0 1 0 0 1		
Russ Gibson, R (1, 2) OBP: 0.286, SLG: 0.298 John Stephenson, L (7, PH) OBP: 0.080, SLG: 0.042 (7, 2)			0-0 FC6-4 1B		0-0 1-3		0-0 F4			2 0 1 0 0 0 0 1 0 0 0 0 0 1		
Don Carrithers, R (1, 1) Rich Robertson, R (3, 1) OBP: 0.102, SLG: 0.265 Don Mason, L (8, PH) OBP: 0.242, SLG: 0.107 (8, 4)			0-3 K			0-0 FC5-4-5 1B 1B		4-0 BB BB BB		1 0 0 0 0 1 1 1 0 1 0 0 0 0 0 0 0 0 1 0 0		
Inning Stats	R: 0 H: 1 E: 0 LOB: 0 K: 0 BB: 0 S: 3 P: 3	R: 0 H: 0 E: 0 LOB: 0 K: 0 BB: 0 S: 3 P: 3	R: 0 H: 1 E: 0 LOB: 1 K: 1 BB: 0 S: 6 P: 6	R: 0 H: 1 E: 0 LOB: 1 K: 0 BB: 0 S: 4 P: 4	R: 0 H: 0 E: 0 LOB: 0 K: 0 BB: 0 S: 3 P: 3	R: 0 H: 2 E: 0 LOB: 1 K: 0 BB: 0 S: 4 P: 4	R: 1 H: 2 E: 0 LOB: 1 K: 0 BB: 0 S: 5 P: 5	R: 0 H: 0 E: 0 LOB: 1 K: 0 BB: 1 S: 3 P: 7	R: 0 H: 0 E: 0 LOB: 0 K: 0 BB: 0 S: 3 P: 3	1B: 5 SF: 0 2B: 3 SAC: 0 3B: 0 DP: 1 HR: 0 HBP: 0		WP: 0 PA: 34 PB: 0 SB: 0 CS: 1
PITCHER Rick Wise, R (1, 1) ERA: 3.79 Barry Lersch, R (8, 1) ERA: 3.67	IP WLS BF H R ER SO BB IBB HBP BLK WP HR S P ERA WHIP	7.0 W 26 7 1 1 1 0 0 0 0 0 0 0 28 28 1.29 1.000	2.0 S 7 0 0 0 0 1 0 0 0 0 0 0 6 10 0.00 0.500	PITCHER								IP WLS BF H R ER SO BB IBB HBP BLK WP HR S P ERA WHIP



Batter	1	2	3	4	5	6	7	8	9	AB	R	H	RBI	BB	SO	LOB
Denny Doyle, L OBP: 0.295, SLG: 0.334 (1, 4)	4-0 1B E BB	0-0 F8 1-2		0-0 BLK E 1B	0-0 F7			0-0 E3 G5-3 1B		4	2	1	0	1	0	3
Oscar Gamble, L OBP: 0.335, SLG: 0.339 (1, 9)	0-0 E7 F9 1B 1B		0-0 6-3	4-0 E5 BB		0-3 K		0-0 1B		4	1	2	0	1	1	0
Don Money, R OBP: 0.360, SLG: 0.510 (1, 5)	0-0 F9 2-3		0-0 HR	0-0 E5 1-H 2-H		0-0 F4		0-0 G5-3 2-3f		5	1	1	1	0	0	4
Deron Johnson, R OBP: 0.335, SLG: 0.488 (1, 3)	0-0 F2		0-0 HR	0-0 F1		0-3 K				4	1	1	1	0	1	2
John Briggs, L OBP: 0.333, SLG: 0.367 (1, 7)	0-0 1B 3-H		0-0 3-1		4-0 BB E 6-3 BB		0-0 4-3			3	1	1	1	1	0	0
Larry Hisle, R OBP: 0.296, SLG: 0.323 (1, 8)	0-3 K		4-0 1B BB		0-3 K		0-0 6-3			3	0	0	0	1	2	2
Barry Lersch, S OBP: 0.125, SLG: 0.125 (8, 1)										0	0	0	0	0	0	0
Larry Bowa, S OBP: 0.272, SLG: 0.290 (1, 6)		0-0 S 1B	0-0 1-3 1B		0-0 E3 6-3 BB		0-0 1B			4	0	3	0	0	0	1
Mike Ryan, R OBP: 0.261, SLG: 0.284 (1, 2)		0-0 F8	0-3 K		4-0 6-3 BB		0-0 5-3			3	0	0	0	1	1	4
Rick Wise, R OBP: 0.212, SLG: 0.260 (1, 1)		0-0 F8		0-3 K		0-0 6-3		0-0 1-3		3	0	0	1	0	1	3
Byron Browne, R OBP: 0.336, SLG: 0.467 (8, 8)					1-2 2-3 3-H					1	0	0	0	0	0	0

Inning Stats	R: 2	H: 2	E: 1	K: 1	S: 7	H: 2	LOB: 1	BB: 1	P: 11	R: 0	H: 1	E: 0	K: 0	S: 4	R: 0	H: 3	E: 0	K: 1	S: 8	R: 1	H: 1	E: 1	K: 1	S: 6	R: 1	H: 0	E: 1	K: 1	S: 6	R: 0	H: 0	E: 0	K: 2	S: 7	R: 0	H: 1	E: 0	K: 0	S: 4	R: 0	H: 1	E: 1	K: 0	S: 4	R: 0	H: 1	E: 1	K: 0	S: 4
--------------	------	------	------	------	------	------	--------	-------	-------	------	------	------	------	------	------	------	------	------	------	------	------	------	------	------	------	------	------	------	------	------	------	------	------	------	------	------	------	------	------	------	------	------	------	------	------	------	------	------	------


PITCHER	IP	WLS	BF	H	R	ER	SO	BB	IBB	HBP	BLK	WP	HR	S	P	ERA	WHIP
Don Carrithers, R ERA: 11.57 (1, 1)	2.1	L	13	5	4	3	1	1	0	0	0	0	2	14	18	11.57	2.571
Rich Robertson, R ERA: 5.12 (3, 1)	4.2		22	3	2	0	5	4	0	0	1	0	0	28	44	0.00	1.500
Mike Davison, L ERA: 6.75 (8, 1)	1.0		4	1	0	0	0	0	0	0	0	0	0	4	4	0.00	1.000

BOTTOM

San Francisco Giants @ Philadelphia Phillies
 Shibe Park, Philadelphia, PA
 Sat Aug 01 1970, 7:05 PM EDT
 Att. 18,010 - Unknown

AB	34
R	6
H	9
RBI	4
BB	5
SO	6
LOB	19

livebaseballscorecards.com



1B:	7	SF:	0	WP:	0	PA:	39
2B:	0	SAC:	0	PB:	0		
3B:	0	DP:	1	SB:	1		
HR:	2	HBP:	0	CS:	0		

Batter	1	2	3	4	5	6	7	8	9	AB R H RBI BB SO LOB	TOP											
Bobby Bonds, R OBP: 0.393, SLG: 0.502 (1, 9) X	0-0 F6		0-0 FC5-4		0-0 F9		4-0 FC5-4 BB 1B BB	0-0 F7		4 1 0 0 1 0 1												
Tito Fuentes, S OBP: 0.288, SLG: 0.317 (1, 4) B B B	4-0 1B BB		0-0 F8		0-0 1B 1B		4-0 1-2 FC5-4 BB	0-3 K		3 0 1 0 2 1 1												
Willie Mays, R OBP: 0.380, SLG: 0.497 (1, 8) X	0-0 F3		0-0 F7		0-0 1B		0-0 FC5-4 1B BB	0-0 1B		5 1 2 0 0 0 4												
Willie McCovey, L OBP: 0.420, SLG: 0.565 (1, 3) X	0-0 1-3 1B			4-0 2B G6-4-3 BB	0-0 F8		0-0 1-3 3-H 1B 1B	0-3 K		4 2 2 1 1 1 3												
Ken Henderson, S OBP: 0.423, SLG: 0.501 (1, 7) S S S	0-3 K			0-0 G6-4-3 1-3 2B		4-0 G6-4-3 BB	0-0 1-2 1B 1B	0-3 K		4 1 2 1 1 2 2												
Dick Dietz, R OBP: 0.433, SLG: 0.573 (1, 2) X		0-0 5-3		4-0 G6-4-3 BB		0-0 G6-4-3	0-0 1-3 2-H 1B 1B	0-0 6-3		4 1 1 1 1 0 1												
Jim Ray Hart, R OBP: 0.394, SLG: 0.520 (1, 5) X		0-0 F7		0-0 G6-4-3		0-0 2B 1B	0-0 1-3 3-H 1B 1B	0-3 K		5 0 2 1 0 1 2												
Hal Lanier, R OBP: 0.271, SLG: 0.299 (1, 6) X		0-0 6-3		0-0 6-3		0-0 1-3 2B	0-0 6-3			4 0 1 1 0 0 2												
Ron Bryant, S OBP: 0.167, SLG: 0.091 Mike Davison, L (9, 1) B B B			4-0 FC5-4 BB		0-0 1-3	0-0 1-3	0-3 K			3 0 0 0 1 1 3 0 0 0 0 0 0 0												
Inning Stats	R: 0 E: 0 K: 1 S: 6	H: 1 LOB: 2 BB: 1 P: 10	R: 0 E: 0 K: 0 S: 3	H: 0 LOB: 0 BB: 0 P: 3	R: 0 E: 0 K: 0 S: 3	H: 0 LOB: 1 BB: 1 P: 7	R: 1 E: 0 K: 0 S: 3	H: 1 LOB: 1 BB: 2 P: 11	R: 0 E: 0 K: 0 S: 5	H: 2 LOB: 2 BB: 0 P: 5	R: 0 E: 0 K: 0 S: 4	H: 2 LOB: 2 BB: 1 P: 8	R: 5 E: 0 K: 1 S: 9	H: 4 LOB: 1 BB: 2 P: 17	R: 0 E: 0 K: 2 S: 8	H: 1 LOB: 1 BB: 0 P: 8	R: 0 E: 0 K: 2 S: 7	H: 0 LOB: 0 BB: 0 P: 7	1B: 9 2B: 2 3B: 0 HR: 0	SF: 0 SAC: 0 DP: 2 HBP: 0	WP: 0 PB: 0 SB: 1 CS: 0	PA: 43
PITCHER	IP WLS BF H R ER SO BB IBB HBP BLK WP HR S P ERA WHIP																					
Lowell Palmer, R ERA: 5.52 (1, 1)	6.0		29	6	3	3	1	7	0	0	0	0	0	0	24	52	4.50	2.167				
Joe Hoerner, L ERA: 3.12 (7, 1)	0.1		4	3	1	1	0	0	0	0	0	0	0	4	4	27.00	9.000					
Dick Selma, R ERA: 2.92 (7, 1)	1.2		7	2	2	2	3	0	0	0	0	0	0	13	13	10.80	1.200					
Fred Wenz, R ERA: 3.09 (9, 1)	1.0	W	3	0	0	0	2	0	0	0	0	0	0	7	7	0.00	0.000					

San Francisco Giants @ Philadelphia Phillies
 Shibe Park, Philadelphia, PA
 Sun Aug 02 1970, 3:33 AM EDT
 Att: 10,201 - Unknown

livebaseballscorecards.com

AB	36
R	6
H	11
RBI	5
BB	7
SO	6
LOB	19



BOTTOM

San Francisco Giants @ Philadelphia Phillies
Shibe Park, Philadelphia, PA
Sun Aug 02 1970, 3:33 AM EDT
Att. 10,201 - Unknown

livebaseballscorecards.com

AB	33
R	7
H	11
RBI	7
BB	3
SO	4
LOB	17



WP:	0	PA:	37
PB:	0	SB:	0
CS:	0		

AB R H RBI BB SO LOB

5	1	2	5	0	1	1
4	1	2	0	0	0	2
4	0	0	0	0	0	2
4	1	3	1	0	0	1
3	0	0	0	0	1	2
0	0	0	0	0	0	0
1	0	0	0	0	0	1
0	0	0	0	0	0	0
2	0	0	1	1	0	2
3	2	2	0	1	1	1
4	0	2	0	0	0	2
0	1	0	0	0	0	0
2	0	0	0	0	1	2
0	0	0	0	0	0	0
1	0	0	0	0	0	1
0	1	0	0	1	0	0

Batter	1	2	3	4	5	6	7	8	9
Tony Taylor, R (1, 4) OBP: 0.362, SLG: 0.449	0-3 K		0-0 4-3		0-0 FC4-3-6-2-8 1-2 2-H 1B		0-0 F6		0-0 HR
Larry Bowa, S (1, 6) OBP: 0.275, SLG: 0.292	0-0 1B		0-0 5-3		0-0 FC4-3-6-2-8 1-3 2-H			0-0 2B 1B	
Don Money, R (1, 5) OBP: 0.375, SLG: 0.502	0-0 F3			0-0 F6		0-0 F5		0-0 F8	
Deron Johnson, R (1, 3) OBP: 0.339, SLG: 0.499	0-0 F6			0-0 2B		0-0 E SF9-2-6 2B		0-0 1-H 2B	
Byron Browne, R (1, 9) OBP: 0.332, SLG: 0.460		0-3 K		0-0 F9		0-0 E6 SF9-2-6		0-0 6-3	
Dick Selma, R (7, 1) OBP: 0.200, SLG: 0.143									
Rick Joseph, R (8, PH) OBP: 0.257, SLG: 0.323									
Fred Wenz, R (9, 1)									
Jim Hutto, R (1, 7) OBP: 0.257, SLG: 0.358		4-0 BB		0-0 F7		0-0 SF9-2-6 1-2 3-H		0-0 5-3	
Larry Hisle, R (1, 8) OBP: 0.302, SLG: 0.330		0-3 K			4-0 1B BB				0-0 1B HR 2B
Doc Edwards, R (1, 2) OBP: 0.306, SLG: 0.265			0-0 F7		0-0 1B FC4-3-6-2-8 1B		0-0 F7		0-0 BB HR 1B
Grant Jackson, S (9, PR) OBP: 0.103, SLG: 0.103									2-3 2B 1B
Lowell Palmer, R (1, 1) OBP: 0.200, SLG: 0.263					0-3 K		0-0 F9		4-0 1-2 HR BB
Joe Hoerner, R (7, 1) OBP: 0.444, SLG: 0.429									
Ron Stone, L (7, 9) OBP: 0.346, SLG: 0.397									
Terry Harmon, R (9, PH) OBP: 0.330, SLG: 0.360									

Inning Stats	R: 0	H: 1	E: 0	K: 1	S: 6	LOB: 1	BB: 0	P: 6	R: 0	H: 0	E: 0	K: 2	S: 7	LOB: 1	BB: 1	P: 11	R: 0	H: 0	E: 0	K: 0	S: 3	LOB: 0	BB: 0	P: 3	R: 0	H: 1	E: 0	K: 0	S: 4	LOB: 1	BB: 0	P: 4	R: 1	H: 2	E: 0	K: 1	S: 6	LOB: 1	BB: 1	P: 10	R: 1	H: 1	E: 1	K: 0	S: 4	LOB: 0	BB: 0	P: 4	R: 0	H: 1	E: 0	K: 0	S: 4	LOB: 1	BB: 0	P: 4	R: 1	H: 2	E: 0	K: 0	S: 5	LOB: 1	BB: 0	P: 5	R: 4	H: 3	E: 0	K: 0	S: 3	LOB: 1	BB: 1	P: 7	1B: 6	2B: 6	3B: 0	HR: 1	SF: 1	SAC: 0	DP: 2	HBP: 0	WP: 0	PA: 37
--------------	------	------	------	------	------	--------	-------	------	------	------	------	------	------	--------	-------	-------	------	------	------	------	------	--------	-------	------	------	------	------	------	------	--------	-------	------	------	------	------	------	------	--------	-------	-------	------	------	------	------	------	--------	-------	------	------	------	------	------	------	--------	-------	------	------	------	------	------	------	--------	-------	------	------	------	------	------	------	--------	-------	------	-------	-------	-------	-------	-------	--------	-------	--------	-------	--------

PITCHER	IP	WLS	BF	H	R	ER	SO	BB	IBB	HBP	BLK	WP	HR	S	P	ERA	WHIP
Ron Bryant, L (1, 1) ERA: 5.51	8.0		36	10	6	6	4	3	0	0	0	0	0	41	53	6.75	1.625
Mike Davison, L (9, 1) ERA: 7.11	0.0	L	1	1	1	1	0	0	0	0	0	0	1	1	1	∞	∞

PITCHER	IP	WLS	BF	H	R	ER	SO	BB	IBB	HBP	BLK	WP	HR	S	P	ERA	WHIP
---------	----	-----	----	---	---	----	----	----	-----	-----	-----	----	----	---	---	-----	------

Batter	1	2	3	4	5	6	7	8	9	AB R H RBI BB SO LOB	TOP		
Bobby Bonds, R OBP: 0.393, SLG: 0.504 (1, 8) X	0-0 1B 1B 2B	0-3 K			0-0 1B 1B		0-0 4-3		0-3 K	5 1 2 0 0 2 0	San Francisco Giants @ Los Angeles Dodgers Dodger Stadium, Los Angeles, CA Mon Aug 03 1970, 7:05 PM PDT Att: 24,473 - Unknown livebaseballscorecards.com		
Tito Fuentes, S OBP: 0.294, SLG: 0.320 (1, 4) X	0-0 1B HR 2-3 1B	0-0 4-3			0-0 S 1B 1B		4-0 WP BB		0-0 3-1	4 1 2 0 1 0 0			
Ken Henderson, S OBP: 0.425, SLG: 0.501 (1, 9) X	0-0 1B HR 1-3 3-H 1B				0-0 S 1B 1-2		0-3 K		4-0 E BB	4 1 2 1 1 1 1			
Willie McCovey, L OBP: 0.422, SLG: 0.572 (1, 3) X	0-0 1B HR 1-H 3-H				4-0 FC6-4 IBB 1-2 2-3		4-0 IBB		0-0 E3 1-3	3 1 1 3 2 0 1			
Dick Dietz, R OBP: 0.428, SLG: 0.564 (1, 2) S S S	0-3 K				0-0 F3		0-3 K2-3		0-3 K	5 0 0 0 0 3 7			
Jim Ray Hart, R OBP: 0.398, SLG: 0.545 (1, 7) B B B	4-0 BB				0-0 F8 1-2f				0-0 HR	3 1 1 1 1 0 3			
Ron Hunt, R OBP: 0.402, SLG: 0.381 (1, 5) S S S	0-3 K				0-0 F2		0-0 F5		0-3 K	4 0 0 0 0 2 1			
Hal Lanier, R OBP: 0.270, SLG: 0.298 (1, 6) S S S	0-3 K				0-0 1B		0-0 F7		0-0 F5	4 0 1 0 0 1 1			
Skip Pitlock, L (1, 1)		0-3 K			0-3 K		0-3 K		0-3 K	4 0 0 0 0 4 1			
Inning Stats	R: 4 E: 0 K: 3 S: 13 H: 4 LOB: 1 BB: 1 P: 17	R: 0 E: 0 K: 2 S: 7 H: 0 LOB: 0 BB: 0 P: 7	R: 0 E: 0 K: 0 S: 3 H: 0 LOB: 0 BB: 0 P: 3	R: 0 E: 0 K: 1 S: 6 H: 1 LOB: 1 BB: 0 P: 6	R: 0 E: 0 K: 0 S: 5 H: 3 LOB: 3 BB: 1 P: 9	R: 0 E: 0 K: 1 S: 5 H: 0 LOB: 0 BB: 0 P: 5	R: 0 E: 0 K: 2 S: 7 H: 0 LOB: 2 BB: 2 P: 15	R: 1 E: 0 K: 2 S: 8 H: 1 LOB: 0 BB: 0 P: 8	R: 0 E: 1 K: 2 S: 8 H: 0 LOB: 2 BB: 1 P: 12	1B: 6 2B: 1 3B: 0 HR: 2 SF: 0 SAC: 0 DP: 0 HBP: 0		WP: 1 PB: 0 SB: 2 CS: 0 PA: 41	
PITCHER	IP WLS BF H R ER SO BB IBB HBP BLK WP HR S P ERA WHIP											PITCHER	IP WLS BF H R ER SO BB IBB HBP BLK WP HR S P ERA WHIP
Bill Singer, R ERA: 2.9 (1, 1)	7.0 L 32 8 4 4 9 2 2 0 0 1 1 46 62 5.14 1.429												
Pete Mikkelsen, R ERA: 3.54 (8, 1)	2.0 9 1 1 1 4 1 0 0 0 0 1 16 20 4.50 1.000												

Batter	1	2	3	4	5	6	7	8	9	AB R H RBI BB SO LOB
Maury Wills, S (1, 6) OBP: 0.340, SLG: 0.310	0-0 4-3		0-3 K		0-0 F8			0-0 G3		4 0 0 0 0 1 1
Manny Mota, R (1, 7) OBP: 0.384, SLG: 0.405	0-0 6-3			0-0 1-3 E 1B	0-0 6-3			0-0 F9		4 1 1 0 0 0 0
Willie Davis, L (1, 8) OBP: 0.341, SLG: 0.438	0-0 F7			0-0 E4 1-2 1B				0-0 F6		4 1 0 0 0 1 1
Wes Parker, S (1, 3) OBP: 0.393, SLG: 0.482		0-0 F4		0-0 1-3				0-0 F7		4 0 0 0 0 0 2
Billy Grabarkewitz, R (1, 5) OBP: 0.418, SLG: 0.465		0-3 K		0-0 5-3				0-3 K		4 0 0 0 0 3 2
Ted Sizemore, R (1, 4) OBP: 0.354, SLG: 0.332		0-3 K		0-0 BB 1B				0-0 1B		4 0 3 2 0 1 0
Bill Russell, R (1, 9) OBP: 0.242, SLG: 0.304			0-0 F9	4-0 BB BB BB	0-0 F4			0-0 F9		3 0 0 0 1 1 2
Jeff Torborg, R (1, 2) OBP: 0.315, SLG: 0.316			4-0 BB	0-0 F4				0-0 F9		1 0 0 0 1 0 2
Jim Lefebvre, S (7, PH) OBP: 0.325, SLG: 0.359										1 0 0 0 0 0 1
Tom Haller, L (8, 2) OBP: 0.346, SLG: 0.450										0 0 0 0 0 0 0
Bill Singer, R (1, 1) OBP: 0.200, SLG: 0.182			0-3 K		0-0 F3			0-3 K		2 0 0 0 0 1 1
Andy Kosco, R (7, PH) OBP: 0.225, SLG: 0.360										1 0 0 0 0 1 1
Pete Mikkelsen, R (8, 1)										0 0 0 0 0 0 0

Inning Stats	R: 0	H: 0	E: 0	K: 0	S: 3	R: 0	H: 0	E: 0	K: 2	S: 7	R: 0	H: 0	E: 0	K: 2	S: 7	R: 0	H: 0	E: 0	K: 0	S: 3	R: 0	H: 0	E: 0	K: 2	S: 7	R: 0	H: 0	E: 0	K: 0	S: 6	R: 0	H: 0	E: 0	K: 1	S: 6	R: 0	H: 0	E: 0	K: 0	S: 3	R: 0	H: 1	E: 0	K: 2	S: 8	R: 0	H: 1	E: 0	K: 2	S: 8	1B: 4	2B: 0	3B: 0	HR: 0	SF: 0	SAC: 0	DP: 0	HBP: 0	WP: 0	PB: 0	SB: 0	CS: 0	PA: 34
PITCHER Skip Pitlock, L (1, 1) ERA: 4.12	IP	WLS	BF	H	R	ER	SO	BB	IBB	HBP	BLK	WP	HR	S	P	ERA	WHIP																																														
	9.0	W	34	4	2	0	9	2	0	0	0	0	0	50	58	0.00	0.667																																														

BOTTOM

San Francisco Giants @ Los Angeles Dodgers
 Dodger Stadium, Los Angeles, CA
 Mon Aug 03 1970, 7:05 PM PDT
 Att. 24,473 - Unknown

livebaseballscorecards.com

AB	32
R	2
H	4
RBI	2
BB	2
SO	9
LOB	13



Batter	1	2	3	4	5	6	7	8	9	AB R H RBI BB SO LOB	TOP											
Bobby Bonds, R (1, 9) OBP: 0.394, SLG: 0.502	0-3 K	0-0 1B		0-0 FC4-6 1B		0-3 K		0-0 6-3		5 0 2 0 0 2 0	San Francisco Giants @ Los Angeles Dodgers Dodger Stadium, Los Angeles, CA Tue Aug 04 1970, 7:05 PM PDT Att: 30,355 - Unknown											
Tito Fuentes, S (1, 4) OBP: 0.296, SLG: 0.322	0-3 K	0-0 5-3-6 1B		0-0 FC4-6 HR		0-3 K		0-0 1B		5 1 2 0 0 2 1												
Willie Mays, R (1, 8) OBP: 0.380, SLG: 0.503	1-0 HR HBP	0-0 5-3-6		0-0 HR			0-0 6-3	0-0 F8		4 2 1 2 0 0 3												
Willie McCovey, L (1, 3) OBP: 0.424, SLG: 0.582	0-0 HR			0-3 K			0-0 SF9 1B	0-0 F8		5 3 3 2 0 1 1												
Ken Henderson, S (1, 7) OBP: 0.427, SLG: 0.501	4-0 HR BB			0-0 F8			0-0 E7 E	0-0 G5-4-3 1B		4 2 2 0 1 0 1												
Jim Ray Hart, R (1, 5) OBP: 0.390, SLG: 0.533	0-0 HR 1B			0-0 E5			0-0 SF9	0-0 F8		4 1 1 1 0 0 3												
Dick Dietz, R (1, 2) OBP: 0.425, SLG: 0.570	0-0 HR			0-0 SF9			0-0 FC6-4 G5-4-3	0-0 E9 E		4 2 1 4 0 0 2												
Hal Lanier, R (1, 6) OBP: 0.267, SLG: 0.294	0-0 F9			0-0 F8			0-0 G5-4-3	0-0 E5		4 0 0 0 0 0 3												
Juan Marichal, R (1, 1) OBP: 0.075, SLG: 0.040		0-0 F5		0-0 F8		0-3 K	0-3 K			4 0 0 0 0 2 3	AB 39 R 11 H 12 RBI 9 BB 1 SO 7 LOB 17											
Inning Stats	R: 5 E: 0 K: 2 S: 10	H: 3 LOB: 0 BB: 1 P: 15	R: 0 E: 0 K: 0 S: 4	H: 2 LOB: 1 BB: 0 P: 4	R: 1 E: 1 K: 0 S: 6	H: 2 LOB: 2 BB: 0 P: 6	R: 2 E: 0 K: 1 S: 7	H: 2 LOB: 0 BB: 0 P: 7	R: 0 E: 1 K: 0 S: 3	H: 0 LOB: 0 BB: 0 P: 3	R: 0 E: 0 K: 3 S: 9	H: 0 LOB: 0 BB: 0 P: 9	R: 3 E: 3 K: 1 S: 9	H: 1 LOB: 1 BB: 0 P: 9	R: 0 E: 0 K: 0 S: 4	H: 1 LOB: 1 BB: 0 P: 4	R: 0 E: 0 K: 0 S: 3	H: 1 LOB: 0 BB: 0 P: 3	1B: 9 2B: 1 3B: 0 HR: 3	SF: 2 SAC: 0 DP: 3 HBP: 1	WP: 0 PB: 0 SB: 0 CS: 0	PA: 43
PITCHER	IP WLS BF H R ER SO BB IBB HBP BLK WP HR S P ERA WHIP																					
Don Sutton, R (1, 1) ERA: 3.87	3.1 L 21 9 8 8 2 1 0 1 0 0 0 3 23 28 21.60 3.000																					
Fred Norman, L (4, 1) ERA: 4.07	2.2 8 0 0 0 4 0 0 0 0 0 0 16 16 0.00 0.000																					
Jose Pena, R (7, 1) ERA: 3.81	3.0 14 3 3 0 1 0 0 0 0 0 0 16 16 0.00 1.000																					

livebaseballscorecards.com



Batter	1	2	3	4	5	6	7	8	9	AB R H RBI BB SO LOB
--------	---	---	---	---	---	---	---	---	---	----------------------

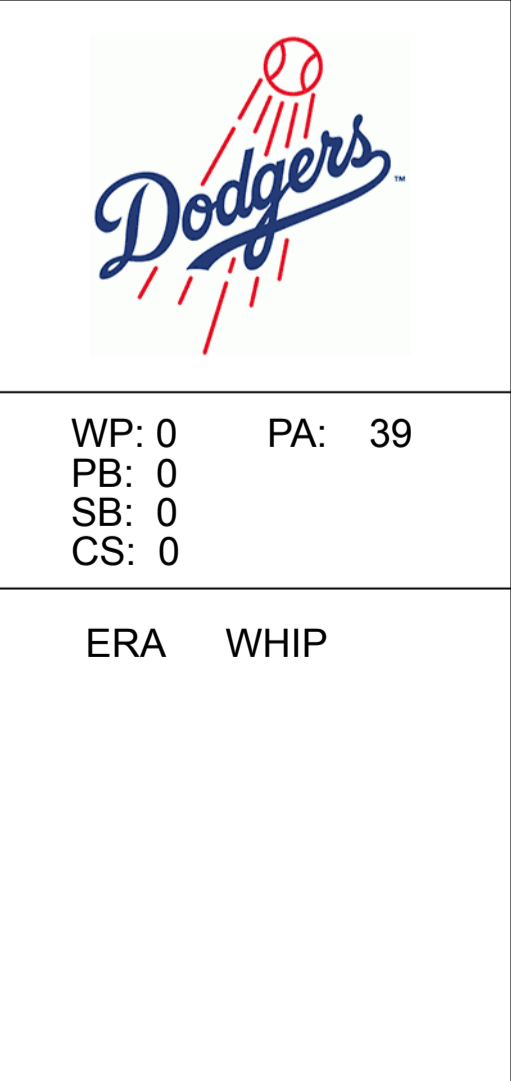
<p>Maury Wills, S (1, 6) OBP: 0.338, SLG: 0.308</p> <p>Bill Sudakis, S (5, 5) OBP: 0.347, SLG: 0.458</p>	<p>0-0 F5</p>		<p>0-0 F7</p>		<p>0-0 F9</p>		<p>0-0 F5</p>		<p>0-0 HR</p>	<p>2 0 0 0 0 0 0</p> <p>3 1 1 1 0 0 0</p>
<p>Manny Mota, R (1, 7) OBP: 0.387, SLG: 0.408</p> <p>Willie Crawford, L (6, 7) OBP: 0.308, SLG: 0.366</p>	<p>0-0 1B</p>		<p>0-0 FC4-6</p>		<p>0-0 6-3</p>		<p>0-3 K</p>		<p>0-0 1-3</p>	<p>3 0 2 0 0 0 0</p> <p>2 0 0 0 0 1 0</p>
<p>Willie Davis, L (1, 8) OBP: 0.337, SLG: 0.433</p>	<p>0-3 K</p>		<p>0-0 FC4-6</p>		<p>0-0 4-3</p>		<p>0-0 4-3</p>		<p>0-0 5-3</p>	<p>5 0 0 0 0 1 2</p>
<p>Wes Parker, S (1, 3) OBP: 0.397, SLG: 0.488</p>	<p>0-0 FC6-4</p>		<p>0-0 F8</p>					<p>0-0 HR</p>		<p>4 2 3 0 0 0 1</p>
<p>Billy Grabarkewitz, R (1, 5) OBP: 0.421, SLG: 0.477</p>	<p>0-0 FC6-4</p>			<p>0-0 1B</p>		<p>0-0 1B</p>		<p>0-0 HR</p>		<p>4 1 3 2 0 0 2</p>
<p>Tom Haller, L (1, 2) OBP: 0.340, SLG: 0.442</p>		<p>0-0 3-1</p>		<p>0-0 F6</p>		<p>0-0 F7</p>		<p>0-0 3-1</p>		<p>4 0 0 0 0 0 3</p>
<p>Ted Sizemore, R (1, 4) OBP: 0.348, SLG: 0.327</p>		<p>0-0 5-3</p>		<p>0-0 F8</p>		<p>0-0 SF8</p>		<p>0-0 4-3</p>		<p>3 0 0 1 0 0 1</p>
<p>Bill Russell, R (1, 9) OBP: 0.262, SLG: 0.344</p>		<p>0-0 3B</p>		<p>0-0 1B</p>		<p>0-0 1B</p>		<p>0-0 F9</p>		<p>4 0 3 0 0 0 0</p>
<p>Don Sutton, R (1, 1) OBP: 0.271, SLG: 0.210</p> <p>Fred Norman, S (4, 1) OBP: 0.600, SLG: 0.333</p> <p>Len Gabrielson, L (6, PH) OBP: 0.214, SLG: 0.222</p> <p>Jose Pena, R (7, 1) OBP: 0.300, SLG: 0.125</p> <p>Andy Kosco, R (9, PH) OBP: 0.224, SLG: 0.358</p>		<p>0-0 6-3</p>		<p>0-0 4-3</p>		<p>0-0 F3</p>		<p>0-0 F9</p>		<p>1 0 0 0 0 0 1</p> <p>1 0 0 0 0 0 2</p> <p>1 0 0 0 0 0 2</p> <p>0 0 0 0 0 0 0</p> <p>1 0 0 0 0 0 0</p>

Inning Stats	R: 0	H: 2	E: 0	K: 1	S: 7	R: 0	H: 1	E: 0	K: 0	S: 4	R: 0	H: 1	E: 0	K: 0	S: 4	R: 0	H: 2	E: 0	K: 0	S: 5	R: 0	H: 0	E: 0	K: 0	S: 3	R: 1	H: 3	E: 0	K: 0	S: 6	R: 0	H: 0	E: 0	K: 1	S: 5	R: 2	H: 2	E: 0	K: 0	S: 5	R: 1	H: 1	E: 0	K: 0	S: 4	1B: 8	SF: 1	2B: 1	3B: 1	HR: 2	WP: 0	PA: 39
--------------	------	------	------	------	------	------	------	------	------	------	------	------	------	------	------	------	------	------	------	------	------	------	------	------	------	------	------	------	------	------	------	------	------	------	------	------	------	------	------	------	------	------	------	------	------	-------	-------	-------	-------	-------	-------	--------

PITCHER	IP	WLS	BF	H	R	ER	SO	BB	IBB	HBP	BLK	WP	HR	S	P	ERA	WHIP
Juan Marichal, R (1, 1) ERA: 4.81	9.0	W	39	12	4	4	2	0	0	0	0	0	2	43	43	4.00	1.333

BOTTOM

<p>San Francisco Giants @ Los Angeles Dodgers</p> <p>Dodger Stadium, Los Angeles, CA</p> <p>Tue Aug 04 1970, 7:05 PM PDT Att. 30,355 - Unknown</p>	<p>AB 38</p> <p>R 4</p> <p>H 12</p> <p>RBI 4</p> <p>BB 0</p> <p>SO 2</p> <p>LOB 14</p>
--	---



Batter	1	2	3	4	5	6	7	8	9	AB R H RBI BB SO LOB	TOP											
Pete Rose, S (1, 9) OBP: 0.398, SLG: 0.478	0-0 4-3		0-0 4-3			0-0 BB BB BB 1B		0-3 K		4 1 1 0 0 1 0	Cincinnati Reds @ San Francisco Giants Candlestick Park, San Francisco, CA Wed Aug 05 1970, 10:05 PM EDT Att: 11,798 - Unknown livebaseballscorecards.com											
Bobby Tolan, L (1, 8) OBP: 0.389, SLG: 0.476	0-3 K			0-3 K		4-0 BB BB 1-2 2B BB		0-0 4-3		3 1 0 0 1 2 0												
Tony Perez, R (1, 5) OBP: 0.415, SLG: 0.610	0-3 K			0-3 K		0-3 K		0-0 F8		4 0 0 0 0 3 2												
Johnny Bench, R (1, 2) OBP: 0.356, SLG: 0.648		4-0 BB BB BB BB		4-0 BB BB BB BB		4-0 BB BB 1-2 2B BB		0-0 1B 1B		1 1 1 0 3 0 0												
Bernie Carbo, L (1, 7) OBP: 0.469, SLG: 0.622		4-0 BB BB BB BB		0-3 K		4-0 BB BB 1-2 2B BB		0-0 FC4-6 1B		2 0 1 1 2 1 1												
Lee May, R (1, 3) OBP: 0.291, SLG: 0.486		0-3 K			0-0 6-3	0-0 2B		0-3 K		4 0 1 2 0 2 4												
Tommy Helms, R (1, 4) OBP: 0.258, SLG: 0.275		0-0 G1-6-3			4-0 BB BB G4-6-3		0-0 5-3		0-0 F8	3 0 0 0 1 0 4												
Woody Woodward, R (1, 6) OBP: 0.309, SLG: 0.325 Jimmy Stewart, S (9, PH) OBP: 0.291, SLG: 0.269			0-0 6-3		0-0 G4-6-3		0-3 K		0-0 FC4-6	3 0 0 0 0 1 1 1 0 0 0 0 0 2												
Jim McGlothlin, R (1, 1) OBP: 0.232, SLG: 0.200 Don Gullett, R (5, 1) OBP: 0.364, SLG: 0.500 Clay Carroll, R (8, 1) OBP: 0.250, SLG: 0.143			0-0 5-3			0-0 6-3		0-3 K		1 0 0 0 0 0 0 2 0 0 0 0 1 0 0 0 0 0 0 0 0												
Inning Stats	R: 0 E: 0 K: 2 S: 7	H: 0 LOB: 0 BB: 0 P: 7	R: 0 E: 0 K: 1 S: 4	H: 0 LOB: 1 BB: 2 P: 12	R: 0 E: 0 K: 0 S: 3	H: 0 LOB: 0 BB: 0 P: 3	R: 0 E: 0 K: 3 S: 9	H: 0 LOB: 1 BB: 1 P: 13	R: 0 E: 0 K: 0 S: 2	H: 0 LOB: 0 BB: 1 P: 6	R: 3 E: 0 K: 1 S: 6	H: 2 LOB: 2 BB: 3 P: 18	R: 0 E: 0 K: 2 S: 7	H: 0 LOB: 0 BB: 0 P: 7	R: 0 E: 0 K: 1 S: 5	H: 0 LOB: 0 BB: 0 P: 5	R: 0 E: 0 K: 1 S: 7	H: 2 LOB: 2 BB: 0 P: 7	1B: 3 2B: 1 3B: 0 HR: 0	SF: 0 SAC: 0 DP: 2 HBP: 0	WP: 0 PB: 0 SB: 0 CS: 0	PA: 35
PITCHER Gaylord Perry, R (1, 1) ERA: 3.67	IP 9.0	WLS W	BF 35	H 4	R 3	ER 3	SO 11	BB 7	IBB 0	HBP 0	BLK 0	WP 0	HR 0	S 50	P 78	ERA 3.00	WHIP 1.222					



Batter	1	2	3	4	5	6	7	8	9
Ron Hunt, R OBP: 0.402, SLG: 0.385 (1, 5)	0-0 BB 1B SF9 1B	0-0 FC5-4 1-2f		0-0 1-3 2B		0-0 4-3		0-0 1-3	
Tito Fuentes, S OBP: 0.295, SLG: 0.320 (1, 4)	0-0 SF9 BB FC4-6 1B		0-3 K	0-3 K			0-3 K		
Willie Mays, R OBP: 0.381, SLG: 0.500 (1, 8)	4-0 FC4-6 1-2 2-3 BB		0-3 K		0-3 K		4-0 G5-6-3 BB		
Willie McCovey, L OBP: 0.423, SLG: 0.582 (1, 3)	0-0 SF9 2-3 3-H		0-3 K		0-0 2B		0-0 G5-6-3 1-2f		
Ken Henderson, S OBP: 0.428, SLG: 0.501 (1, 9)	0-0 FC4-6 FC6-4 1-2f 3-H			0-0 E BB E 1B		0-0 F9		0-0 2B 1B	
Jim Ray Hart, R OBP: 0.377, SLG: 0.514 (1, 7)	0-0 FC6-4 1-2f		0-3 K	0-3 K				0-3 K	
Dick Dietz, R OBP: 0.431, SLG: 0.575 (1, 2)		0-0 FC5-4 1B		4-0 E E SF9 BB		4-0 SH1-4 BB		0-0 1-H 2B	
Hal Lanier, R OBP: 0.267, SLG: 0.293 (1, 6)		0-0 F8		0-0 E6 2B 1-3 2-H		0-0 F9		0-0 1B	
Gaylord Perry, R OBP: 0.129, SLG: 0.202 (1, 1)		0-3 K		0-0 SF9 3-H		0-0 SH1-4 1-2		0-3 K	

BOTTOM										
AB	R	H	RBI	BB	SO	LOB				
5	1	2	0	0	0	4				
4	1	1	0	0	3	2				
2	0	0	0	2	2	0				
3	0	1	1	0	1	1				
4	2	2	1	0	0	2				
4	0	0	0	0	3	4				
2	1	2	1	2	0	0				
4	0	1	1	0	0	3				
2	0	0	1	0	2	3				

AB	30
R	5
H	9
RBI	5
BB	4
SO	11
LOB	19



Cincinnati Reds @ San Francisco Giants
 Candlestick Park, San Francisco, CA
 Wed Aug 05 1970, 10:05 PM EDT
 Att. 11,798 - Unknown

Inning Stats														
R	H	E	K	S	R	H	E	K	S	R	H	E	K	S
2	2	0	5	9	0	1	0	6	6	0	0	0	9	9
0	0	0	3	8	0	0	1	10	10	0	0	0	7	8
0	0	0	1	4	0	0	0	4	4	0	0	0	8	8
0	0	0	1	9	0	0	0	10	10	0	0	0	7	8
0	0	0	1	9	0	0	0	10	10	0	0	0	7	8
0	0	0	1	9	0	0	0	10	10	0	0	0	7	8
0	0	0	1	9	0	0	0	10	10	0	0	0	7	8
0	0	0	1	9	0	0	0	10	10	0	0	0	7	8
0	0	0	1	9	0	0	0	10	10	0	0	0	7	8

PITCHER														
IP	WLS	BF	H	R	ER	SO	BB	IBB	HBP	BLK	WP	HR	S	P
4.0	L	20	5	4	2	6	2	0	0	0	0	0	30	38
3.1		14	3	1	1	4	2	0	0	0	0	0	20	28
0.2		3	1	0	0	1	0	0	0	0	0	0	5	5

PITCHER														
IP	WLS	BF	H	R	ER	SO	BB	IBB	HBP	BLK	WP	HR	S	P
4.0		20	5	4	2	6	2	0	0	0	0	0	30	38
3.1		14	3	1	1	4	2	0	0	0	0	0	20	28
0.2		3	1	0	0	1	0	0	0	0	0	0	5	5

WP	PA	ERA	WHIP
0	37		
0			
0			

Batter	1	2	3	4	5	6	7	8	9	AB	R	H	RBI	BB	SO	LOB	TOP
Pete Rose, S (1, 9) <small>OBP: 0.398, SLG: 0.477</small> Wayne Granger, R (8, 1) <small>OBP: 0.143, SLG: 0.143</small>	0-0 1B 1B 1B	0-0 FC6-4 1-2f		0-0 4-3		0-0 F3		0-0 1B		5	0	2	0	0	0	1	
Bobby Tolan, L (1, 8) <small>OBP: 0.386, SLG: 0.471</small>	0-3 K		0-0 F3		4-0 3B BB		0-0 F2	0-0 3-1		4	1	0	0	1	1	2	
Tony Perez, R (1, 5) <small>OBP: 0.417, SLG: 0.617</small>	0-0 1B 1-2 1B		0-0 FC6-4 1B		0-0 F3		0-0 HR		0-3 K	5	1	3	1	0	1	1	
Johnny Bench, R (1, 2) <small>OBP: 0.355, SLG: 0.647</small> (5, 3)	0-3 K		0-0 FC6-4 HBP BB 1-2f		0-0 1-4-3 3B		0-0 F4		0-0 4-3	5	1	1	1	0	1	3	
Bernie Carbo, L (1, 7) <small>OBP: 0.471, SLG: 0.618</small>	0-0 1B 1-2 2-3 1B		4-0 HBP BB		0-0 1-4-3		4-0 1B BB		0-0 1-3	3	0	1	1	2	0	0	
Lee May, R (1, 3) <small>OBP: 0.293, SLG: 0.485</small> Dave Concepcion, R (5, 6) <small>OBP: 0.329, SLG: 0.341</small>	0-3 K		1-0 HBP		4-0 BB		0-0 1-2 1B			1	0	0	0	1	1	3	
Tommy Helms, R (1, 4) <small>OBP: 0.257, SLG: 0.273</small> Darrel Chaney, S (5, 4) <small>OBP: 0.268, SLG: 0.265</small>		0-3 K	0-3 K		0-0 F7		0-0 1-3			3	0	0	0	0	2	4	
Woody Woodward, R (1, 6) <small>OBP: 0.311, SLG: 0.327</small> Pat Corrales, R (5, 2) <small>OBP: 0.333, SLG: 0.382</small>		0-0 1-3		0-0 L4-3 1B		0-0 F7		0-0 F9		2	0	1	0	0	0	0	
Ray Washburn, R (1, 1) John Noriega, R (1, 1) <small>OBP: 0.333, SLG: 0.333</small> Ty Cline, L (8, PH) <small>OBP: 0.341, SLG: 0.395</small> (8, 9)		0-0 FC6-4 1B		0-0 L4-3		0-3 K		0-3 K		0	0	0	0	0	0	0	
Inning Stats	R: 0 H: 3 E: 0 LOB: 3 K: 3 BB: 0 S: 12 P: 12	R: 0 H: 1 E: 0 LOB: 1 K: 1 BB: 0 S: 6 P: 6	R: 0 H: 1 E: 0 LOB: 3 K: 1 BB: 1 S: 6 P: 11	R: 0 H: 1 E: 0 LOB: 0 K: 0 BB: 0 S: 3 P: 3	R: 2 H: 1 E: 0 LOB: 1 K: 0 BB: 2 S: 4 P: 12	R: 0 H: 0 E: 0 LOB: 0 K: 1 BB: 0 S: 5 P: 5	R: 1 H: 2 E: 0 LOB: 2 K: 0 BB: 1 S: 5 P: 9	R: 0 H: 1 E: 0 LOB: 1 K: 1 BB: 0 S: 6 P: 6	R: 0 H: 0 E: 0 LOB: 0 K: 1 BB: 0 S: 5 P: 5	1B: 8 SF: 0 2B: 1 SAC: 0 3B: 1 DP: 1 HR: 1 HBP: 1	WP: 0 PA: 41 PB: 0 SB: 0 CS: 0						
PITCHER Frank Reberger, R (1, 1) <small>ERA: 6.31</small>	IP: 9.0 WLS: W BF: 41 H: 10 R: 3 ER: 3 SO: 8 BB: 4 IBB: 0 HBP: 1 BLK: 0 WP: 0 HR: 1 S: 52 P: 69 ERA: 3.00 WHIP: 1.556																

Cincinnati Reds @ San Francisco Giants
 Candlestick Park, San Francisco, CA
 Thu Aug 06 1970, 6:33 AM EDT
 Att: 10,979 - Unknown

AB	36
R	3
H	10
RBI	3
BB	4
SO	8
LOB	17



WP: 0	PA: 41
PB: 0	
SB: 0	
CS: 0	

Batter	1	2	3	4	5	6	7	8	9	AB	R	H	RBI	BB	SO	LOB
Ron Hunt, R OBP: 0.408, SLG: 0.388 (1, 5)			0-3 K			0-0 	1-0 			3	1	2	0	1	1	1
Tito Fuentes, S OBP: 0.297, SLG: 0.323 (1, 4)			0-0 			0-0 	0-0 			4	0	2	1	0	0	3
Ken Henderson, S OBP: 0.423, SLG: 0.494 (1, 8)			0-0 			0-0 	0-0 			5	1	0	0	0	0	8
Willie McCovey, L OBP: 0.423, SLG: 0.587 (1, 3)	0-0 	0-0 		0-0 		0-0 		4-0 		4	1	1	3	1	0	0
Jim Ray Hart, R OBP: 0.378, SLG: 0.513 (1, 7)	0-0 	4-0 		0-0 		0-0 		0-0 		4	1	1	0	1	0	1
Dick Dietz, R OBP: 0.435, SLG: 0.575 (1, 2)	4-0 	4-0 		1-0 		0-0 		0-3 		2	2	1	0	2	1	1
Frank Johnson, R OBP: 0.340, SLG: 0.359 (1, 9)	0-0 	0-0 		0-0 		0-0 		4-0 		4	2	2	4	1	0	3
Hal Lanier, R OBP: 0.272, SLG: 0.296 (1, 6)	4-0 		0-0 	0-0 		0-0 		0-0 		4	1	2	1	1	0	2
Frank Reberger, L OBP: 0.240, SLG: 0.280 (1, 1)	0-0 		0-0 	0-0 		0-0 				3	0	1	0	0	0	2

Inning Stats	R: 7	H: 5	E: 1	K: 0	S: 9	LOB: 2	BB: 3	P: 21	R: 0	H: 0	E: 0	K: 0	S: 2	LOB: 1	BB: 2	P: 10	R: 0	H: 2	E: 0	K: 1	S: 7	LOB: 2	BB: 0	P: 7	R: 2	H: 2	E: 0	K: 0	S: 5	LOB: 1	BB: 0	P: 6	R: 0	H: 1	E: 0	K: 0	S: 3	LOB: 0	BB: 0	P: 3	R: 0	H: 1	E: 0	K: 0	S: 4	LOB: 1	BB: 0	P: 4	R: 0	H: 1	E: 0	K: 0	S: 4	LOB: 2	BB: 0	P: 5	R: 0	H: 0	E: 0	K: 1	S: 5	LOB: 2	BB: 2	P: 13
--------------	------	------	------	------	------	--------	-------	-------	------	------	------	------	------	--------	-------	-------	------	------	------	------	------	--------	-------	------	------	------	------	------	------	--------	-------	------	------	------	------	------	------	--------	-------	------	------	------	------	------	------	--------	-------	------	------	------	------	------	------	--------	-------	------	------	------	------	------	------	--------	-------	-------

PITCHER	IP	WLS	BF	H	R	ER	SO	BB	IBB	HBP	BLK	WP	HR	S	P	ERA	WHIP
Ray Washburn, R ERA: 8.24 (1, 1)	0.1	L	8	5	7	6	0	1	1	0	0	0	2	6	14	162.00	18.000
John Noriega, R ERA: 5.4 (1, 1)	6.2		31	7	2	2	1	3	0	2	0	0	0	28	42	2.70	1.500
Wayne Granger, R ERA: 2.67 (8, 1)	1.0		5	0	0	0	1	2	0	0	0	0	0	5	13	0.00	2.000

BOTTOM

Cincinnati Reds @ San Francisco Giants
Candlestick Park, San Francisco, CA

Thu Aug 06 1970, 6:33 AM EDT
Att. 10,979 - Unknown

AB	33
R	9
H	12
RBI	9
BB	7
SO	2
LOB	21

WP: 0 PA: 44
PB: 0
SB: 0
CS: 0

Batter	1	2	3	4	5	6	7	8	9	AB R H RBI BB SO LOB	TOP	
Jesus Alou, R OBP: 0.346, SLG: 0.390 (1, 9) X	0-0 BB HR 1B	0-0 4-3		0-0 FC1-6 BB 1B	0-0 1B		0-0 6-3		0-0 6-3	6 2 2 1 0 0 2		
Joe Morgan, L OBP: 0.405, SLG: 0.377 Cesar Geronimo, L OBP: 0.375, SLG: 0.286 (1, 4) B B B B (8, 7)	4-0 HR BB	0-0 F5		4-0 1B WP BB	0-0 F4		0-0 3-1		0-3 K	3 2 0 0 2 0 1 1 0 0 0 0 1 1		
Jimmy Wynn, R OBP: 0.399, SLG: 0.505 Marty Martinez, S OBP: 0.283, SLG: 0.253 (1, 7) X (8, 6)	0-0 F7	0-0 F8		0-0 BB 1B	0-0 F5			0-0 F7		5 0 1 1 0 0 3 0 0 0 0 0 0 0		
Doug Rader, R OBP: 0.326, SLG: 0.446 (1, 5) X	0-0 HR		0-3 K	4-0 BB		0-0 WP SF7 2B		0-0 F3		4 2 2 3 1 1 0		
Denis Menke, R OBP: 0.377, SLG: 0.419 (1, 6) B B B B (8, 4)	4-0 BB 1B BB		0-3 K	0-0 4-3		0-0 SF7		0-0 1B		3 0 1 1 1 1 2		
Bob Watson, R OBP: 0.303, SLG: 0.430 (1, 3) X	0-0 BB 1B		4-0 BB		0-0 1B 3B 1B	0-0 F8		0-3 K		4 1 2 0 1 1 1		
Cesar Cedeno, R OBP: 0.295, SLG: 0.415 (1, 8) S S S S	0-3 K		0-0 5-3		0-0 3B 1B	0-0 6-3			0-0 1B 2B	5 2 2 0 0 1 3		
Johnny Edwards, L OBP: 0.273, SLG: 0.307 (1, 2) B B B B	4-0 BB			0-0 4-3	0-0 1B 3B		0-0 SF9 3B		0-0 1B	4 2 3 3 1 0 0		
Larry Dierker, R OBP: 0.149, SLG: 0.154 (1, 1) X	0-0 1-3			0-0 FC1-6 1B	0-0 F9		0-0 SF9		0-0 4-3	4 0 1 1 0 0 5		
Inning Stats	R: 3 E: 0 K: 1 S: 8 H: 3 LOB: 3 BB: 3 P: 20	R: 0 E: 0 K: 0 S: 3 H: 0 LOB: 0 BB: 0 P: 3	R: 0 E: 0 K: 2 S: 7 H: 0 LOB: 1 BB: 1 P: 11	R: 2 E: 0 K: 0 S: 5 H: 2 LOB: 2 BB: 2 P: 13	R: 3 E: 0 K: 0 S: 7 H: 4 LOB: 1 BB: 0 P: 7	R: 1 E: 0 K: 0 S: 4 H: 1 LOB: 0 BB: 0 P: 4	R: 1 E: 0 K: 0 S: 4 H: 1 LOB: 0 BB: 0 P: 4	R: 0 E: 0 K: 1 S: 6 H: 1 LOB: 1 BB: 0 P: 6	R: 1 E: 0 K: 1 S: 7 H: 2 LOB: 1 BB: 0 P: 7	1B: 9 2B: 2 3B: 2 HR: 1 SF: 2 SAC: 0 DP: 0 HBP: 0	WP: 2 PB: 0 SB: 0 CS: 0 PA: 47	
PITCHER	IP WLS BF H R ER SO BB IBB HBP BLK WP HR S P ERA WHIP											
Ron Bryant, L ERA: 6.02 (1, 1)	0.1 L 6 3 3 3 0 2 0 0 0 0 0 1 4 12 81.00 15.000											
Don Carrithers, R ERA: 10.5 (1, 1)	3.2 19 4 4 4 3 4 0 0 0 1 0 21 37 9.82 2.182											
Rich Robertson, R ERA: 5.18 (5, 1)	2.0 9 3 2 2 0 0 0 0 0 1 0 9 9 9.00 1.500											
Mike Davison, L ERA: 6.99 (7, 1)	3.0 13 4 2 2 2 0 0 0 0 0 0 17 17 6.00 1.333											

Houston Astros @ San Francisco Giants
Candlestick Park, San Francisco, CA

Fri Aug 07 1970, 10:05 PM EDT
Att. 5,394 - Unknown

livebaseballscorecards.com

AB	39
R	11
H	14
RBI	10
BB	6
SO	5
LOB	18



BOTTOM

Houston Astros @ San Francisco Giants
Candlestick Park, San Francisco, CA

livebaseballscorecards.com

AB 34
R 2
H 6
RBI 1
BB 4
SO 5
LOB 23



WP: 0 PA: 39
PB: 0
SB: 0
CS: 0

Fri Aug 07 1970, 10:05 PM EDT
Att. 5,394 - Unknown

AB	R	H	RBI	BB	SO	LOB
5	1	3	0	0	0	2
3	0	1	0	2	0	1
5	0	2	0	0	0	5
3	0	0	1	0	1	5
0	0	0	0	0	0	0
4	0	0	0	0	1	8
4	0	0	0	0	1	0
3	0	0	0	1	0	0
4	0	0	0	0	1	1
0	0	0	0	0	0	0
0	0	0	0	1	0	0
1	1	0	0	0	0	0
1	0	0	0	0	0	1
0	0	0	0	0	0	0
1	0	0	0	0	1	0

Batter	1	2	3	4	5	6	7	8	9
Bobby Bonds, R (1, 8) OBP: 0.396, SLG: 0.508	0-0 E8 3B		0-0 F5		0-0 F5		0-0 FC3-6 BB 1B		0-0 1B
Tito Fuentes, S (1, 4) OBP: 0.303, SLG: 0.328	0-0 6-3		0-0 2B		4-0 FC4-6 1B 1-2 BB		4-0 FC3-6 BB		0-0 F7
Ken Henderson, S (1, 9) OBP: 0.423, SLG: 0.496	0-0 2B		0-0 F5		0-0 FC4-6 1B 1-2 2-3		0-0 FC3-6 1-2f 2-3		0-0 4-3
Willie McCovey, L (1, 3) OBP: 0.421, SLG: 0.582 Frank Johnson, R (8, 3) OBP: 0.340, SLG: 0.359	0-0 F8		1-0 FC5-4 HBP		0-0 FC4-6 FC5-4 1-2f 2-3 3-H		0-3 K		
Dick Dietz, R (1, 2) OBP: 0.431, SLG: 0.568	0-0 F9		0-0 FC5-4 1-2f		0-0 FC5-4 1-2f		0-3 K		
Jim Ray Hart, R (1, 7) OBP: 0.366, SLG: 0.496		0-3 K		0-0 G3		0-0 F8		0-0 F9	
Ron Hunt, R (1, 5) OBP: 0.406, SLG: 0.384		0-0 5-3		0-0 L1		4-0 BB		0-0 F4	
Hal Lanier, R (1, 6) OBP: 0.269, SLG: 0.292		0-0 F7		0-0 6-3		0-0 F8		0-3 K	
Ron Bryant, S (1, 1) OBP: 0.187, SLG: 0.091 Don Carrithers, R (1, 1) OBP: 0.100, SLG: 0.260 Rich Robertson, R (5, 1) OBP: 0.315, SLG: 0.269 Bob Taylor, L (6, PH) Mike Davison, L (7, 1) Don Mason, L (9, PH) OBP: 0.235, SLG: 0.103			4-0 2B BB		0-0 E6 1B BB FC4-6		0-0 F8		0-3 K

Inning Stats	R: 1	H: 2	E: 1	K: 0	S: 5	LOB: 1	BB: 0	P: 5	R: 0	H: 0	E: 0	K: 1	S: 5	LOB: 0	BB: 0	P: 5	R: 0	H: 0	E: 0	K: 0	S: 3	LOB: 0	BB: 0	P: 3	R: 1	H: 1	E: 1	K: 0	S: 5	LOB: 2	BB: 1	P: 9	R: 0	H: 0	E: 0	K: 0	S: 3	LOB: 1	BB: 1	P: 7	R: 0	H: 1	E: 0	K: 2	S: 8	LOB: 2	BB: 1	P: 12	R: 0	H: 0	E: 0	K: 1	S: 5	LOB: 0	BB: 0	P: 5	R: 0	H: 1	E: 0	K: 1	S: 6	LOB: 1	BB: 0	P: 6	1B: 3	SF: 0	2B: 2	SAC: 0	3B: 1	DP: 0	HR: 0	HBP: 1	WP: 0	PA: 39
--------------	------	------	------	------	------	--------	-------	------	------	------	------	------	------	--------	-------	------	------	------	------	------	------	--------	-------	------	------	------	------	------	------	--------	-------	------	------	------	------	------	------	--------	-------	------	------	------	------	------	------	--------	-------	-------	------	------	------	------	------	--------	-------	------	------	------	------	------	------	--------	-------	------	-------	-------	-------	--------	-------	-------	-------	--------	-------	--------

PITCHER	IP	WLS	BF	H	R	ER	SO	BB	IBB	HBP	BLK	WP	HR	S	P	ERA	WHIP
Larry Dierker, R (1, 1) ERA: 4.05	9.0	W	39	6	2	1	5	4	0	1	0	0	0	44	61	1.00	1.111

Batter	1	2	3	4	5	6	7	8	9	AB R H RBI BB SO LOB	TOP											
Jesus Alou, R OBP: 0.347, SLG: 0.390 (1, 9) (6, 7)	0-0 6-3	0-0 1B			0-0 G3-6		0-0 1B	0-0 4-3		5 0 2 2 0 0 3												
Joe Morgan, L OBP: 0.405, SLG: 0.376 (1, 4) BBB	4-0 1B	0-0 F2			0-0 1B		0-0 F8		0-0 F9	4 1 1 0 1 0 4												
Jimmy Wynn, R OBP: 0.398, SLG: 0.504 Norm Miller, L OBP: 0.354, SLG: 0.349 (1, 7) (6, 9)	0-0 1B			0-0 5-3	0-0 F6		0-0 2-3		0-3 K	3 0 1 1 0 0 1 2 0 0 0 0 1 2												
Doug Rader, R OBP: 0.324, SLG: 0.446 (1, 5) X	0-0 F3			0-3 K		0-0 F2		0-3 K	0-0 E 2B	5 0 1 0 0 2 0												
Denis Menke, R OBP: 0.377, SLG: 0.420 (1, 6) X		0-0 SH5-3 1B 2B		0-0 5-3		0-0 F3		0-0 5-3	4-0 E BB	4 1 1 0 1 0 0												
Cesar Cedeno, R OBP: 0.299, SLG: 0.411 (1, 8) X		0-0 SH5-3		0-0 F3		4-0 BB		4-0 HR BB	0-0 E6 FC6-4	2 1 0 0 2 0 2												
John Mayberry, L OBP: 0.309, SLG: 0.456 (1, 3) BBB		4-0 BB 1B BB		0-0 F8		0-0 F9		0-0 HR	0-0 FC6-4	4 2 1 2 1 0 4												
Johnny Edwards, L OBP: 0.270, SLG: 0.303 (1, 2) BBB		0-3 K		0-0 F8		0-0 4-3		0-0 E4 WP 1B		4 0 0 0 0 1 2												
Wade Blasingame, L Marty Martinez, S Fred Gladding, L Denny Lemaster, R George Culver, R Jim Ray, R (1, 1) (8, PH) (8, 1) (9, 1) (9, 1) (9, 1)		4-0 1B BB		4-0 G3-6 BB		4-0 1B BB		0-0 WP 1B		0 0 0 0 3 0 0 1 0 1 0												
Inning Stats	R: 1 E: 0 K: 0 S: 3	H: 1 LOB: 0 BB: 1 P: 7	R: 2 E: 0 K: 1 S: 7	H: 2 LOB: 2 BB: 2 P: 15	R: 0 E: 0 K: 1 S: 5	H: 0 LOB: 0 BB: 0 P: 5	R: 0 E: 0 K: 0 S: 3	H: 0 LOB: 0 BB: 0 P: 3	R: 0 E: 0 K: 0 S: 3	H: 1 LOB: 1 BB: 1 P: 7	R: 0 E: 0 K: 0 S: 4	H: 1 LOB: 2 BB: 1 P: 8	R: 2 E: 1 K: 1 S: 8	H: 2 LOB: 2 BB: 1 P: 12	R: 0 E: 1 K: 1 S: 7	H: 1 LOB: 3 BB: 1 P: 11	1B: 5 2B: 2 3B: 0 HR: 1	SF: 0 SAC: 1 DP: 1 HBP: 0	WP: 1 PB: 0 SB: 1 CS: 0	PA: 43		
PITCHER Skip Pitlock, L ERA: 4.38 Don McMahon, R ERA: 3.15 (1, 1) (8, 1)	IP 7.2 1.1	WLS 35 W	BF 6 8	H 5 2	R 5 0	ER 5 0	SO 3 1	BB 7 1	IBB 0 0	HBP 0 0	BLK 0 0	WP 0 1	HR 1 0	S 34 9	P 62 13	ERA 5.87 0.00	WHIP 1.696 2.250					

Houston Astros @ San Francisco Giants
Candlestick Park, San Francisco, CA
Sat Aug 08 1970, 6:33 AM EDT
Att. 8,023 - Unknown

livebaseballscorecards.com

AB	34
R	5
H	8
RBI	5
BB	8
SO	4
LOB	18



BOTTOM

Houston Astros @ San Francisco Giants
Candlestick Park, San Francisco, CA

Sat Aug 08 1970, 6:33 AM EDT
Att. 8,023 - Unknown

livebaseballscorecards.com

AB	34
R	6
H	11
RBI	5
BB	4
SO	6
LOB	18



WP:	1	PA:	39
PB:	0		
SB:	0		
CS:	1		

AB R H RBI BB SO LOB

4	1	1	0	1	2	0
3	0	0	1	2	1	2
5	0	1	2	0	0	3
4	0	2	0	0	0	2
3	1	1	0	1	0	1
4	1	1	0	0	1	3
3	1	2	0	0	0	0
3	0	0	0	0	0	4
0	0	0	0	0	0	0
1	0	0	0	0	1	3
2	1	1	1	0	1	0
2	1	2	1	0	0	0
1B:	9	SF:	0			
2B:	1	SAC:	0			
3B:	0	DP:	1			
HR:	1	HBP:	1			

Batter	1	2	3	4	5	6	7	8	9
Bobby Bonds, R OBP: 0.396, SLG: 0.506 (1, 9)	0-3 K		0-0 5-3		0-3 K			0-0 1B	4-0 1B BB
Tito Fuentes, S OBP: 0.305, SLG: 0.324 (1, 4) (8, 6)	4-0 CS BB		0-0 F2			0-0 6-3		0-3 K	4-0 1B BB
Willie Mays, R OBP: 0.379, SLG: 0.495 (1, 8)	0-0 F9			0-0 5-3		0-0 5-3		0-0 F8	0-0 1B
Willie McCovey, L OBP: 0.422, SLG: 0.584 (1, 3)		0-0 HBP BB 1B		0-0 2B		0-0 F5		0-0 4-3	
Dick Dietz, R OBP: 0.432, SLG: 0.566 (1, 2)		4-0 G5-3 HBP 1-2 BB		0-0 5-3		0-0 G3		0-0 1B 1B 1B	
Jim Ray Hart, R OBP: 0.363, SLG: 0.488 (1, 7) (8, 5)		0-3 K		0-0 5-3		0-0 6-3		0-0 1B 1B 1B	
Ron Hunt, R OBP: 0.409, SLG: 0.387 (1, 5) (8, 4)		1-0 HBP			0-0 F7		0-0 1B	0-0 WP 1B 1B	
Hal Lanier, R OBP: 0.266, SLG: 0.289 (1, 6) Don McMahon, R OBP: 0.308, SLG: 0.182 (8, 1) Bob Taylor, L OBP: 0.312, SLG: 0.266 (9, PH)		0-0 G5-3			0-0 F8		0-0 F6	0-3 K	
Skip Pitlock, L OBP: 0.118, SLG: 0.250 (1, 1) Frank Johnson, R OBP: 0.349, SLG: 0.369 (8, 7)			0-3 K					0-0 1B 1B	0-0 BB WP 1B 1B

Inning Stats	R: 0	H: 0	E: 0	K: 1	S: 4	H: 0	LOB: 0	BB: 1	P: 8	R: 0	H: 1	E: 0	K: 1	S: 5	H: 0	LOB: 0	BB: 0	P: 10	R: 0	H: 1	E: 0	K: 0	S: 4	R: 1	H: 1	E: 0	K: 1	S: 6	H: 0	LOB: 0	BB: 0	P: 6	R: 0	H: 0	E: 0	K: 0	S: 3	R: 0	H: 1	E: 0	K: 0	S: 4	R: 0	H: 2	E: 0	K: 1	S: 7	R: 5	H: 5	E: 0	K: 1	S: 8	H: 5	LOB: 2	BB: 2	P: 16	1B: 9	2B: 1	3B: 0	HR: 1	SF: 0	SAC: 0	DP: 1	HBP: 1	WP: 1	PA: 39
--------------	------	------	------	------	------	------	--------	-------	------	------	------	------	------	------	------	--------	-------	-------	------	------	------	------	------	------	------	------	------	------	------	--------	-------	------	------	------	------	------	------	------	------	------	------	------	------	------	------	------	------	------	------	------	------	------	------	--------	-------	-------	-------	-------	-------	-------	-------	--------	-------	--------	-------	--------

PITCHER	IP	WLS	BF	H	R	ER	SO	BB	IBB	HBP	BLK	WP	HR	S	P	ERA	WHIP
Wade Blasingame, L ERA: 1.0 (1, 1)	7.0		26	4	1	1	4	2	0	1	0	0	0	31	40	1.29	0.857
Fred Gladding, R ERA: 3.93 (8, 1)	1.0		8	5	3	3	1	0	0	0	0	0	0	10	10	27.00	5.000
Denny Lemaster, L ERA: 4.46 (9, 1)	0.1		1	0	0	0	1	0	0	0	0	0	0	3	3	0.00	0.000
George Culver, R ERA: 3.82 (9, 1)	0.0	L	3	1	0	0	0	2	0	0	0	1	0	1	9	∞	∞
Jim Ray, R ERA: 3.94 (9, 1)	0.0		1	1	2	2	0	0	0	0	0	0	0	1	1	∞	∞

Batter	1	2	3	4	5	6	7	8	9	10	AB R H RBI BB SO LOB	TOP																
Jesus Alou, R (1.9) OBP: 0.353, SLG: 0.395	0-0 FC4-6 1B		0-0 FC6-4 1B		0-0 FC4-6 1B		0-0 1B 1B	0-0 2-H 3-H 1B		0-0 F6	6 2 4 2 0 0 2	Houston Astros @ San Francisco Giants Candlestick Park, San Francisco, CA Sun Aug 09 1970, 6:33 AM EDT Unknown																
Joe Morgan, L (1.4) OBP: 0.404, SLG: 0.384	0-0 FC4-6 1B		0-3 K		0-0 FC4-6 PO		0-0 1B 1B	0-0 F9		0-0 HR	6 2 2 2 0 1 4																	
Jimmy Wynn, R (1.7) OBP: 0.402, SLG: 0.505	0-0 6-3 1-2		0-0 FC6-4 1B		0-0 PO	0-3 K 1B	4-0 1B 1B BB		0-0 E 1B	0-0 FC6-4 1B	5 0 3 1 1 1 1																	
Doug Rader, R (1.5) OBP: 0.322, SLG: 0.442	0-3 K		0-0 FC6-4			0-0 F3	0-0 1B 1B		0-0 F7	0-0 FC6-4	6 0 1 2 0 1 5																	
Denis Menke, R (1.6) OBP: 0.375, SLG: 0.417		0-0 E5		0-0 F5		0-0 F9	0-0 1B 1B		0-3 K		5 0 1 0 0 1 2																	
John Mayberry, L (1.3) OBP: 0.329, SLG: 0.459		0-3 K		0-0 3-1		0-0 1B		0-0 G3 1B 1B	4-0 IBB		4 1 2 0 1 1 1																	
Cesar Cedeno, R (1.8) OBP: 0.302, SLG: 0.411		0-3 K		0-0 S 1B		0-0 F8		0-0 G3 1B 1B	0-0 F6		5 1 2 0 0 1 5																	
Johnny Edwards, L (1.2) OBP: 0.270, SLG: 0.302		0-0 F8		0-0 F2			0-3 K	0-0 G3		0-0 WP HR 1B	5 1 1 0 0 1 4																	
Ron Cook, L (1.1) OBP: 0.267, SLG: 0.357			0-3 K		0-3 K		0-3 K	0-3 K		0-3 K	3 0 0 0 0 3 0																	
Fred Gladding, L (7.1)										1-2 K	1 0 0 0 0 1 2																	
Denny Lemaster, R (8.1) OBP: 0.250, SLG: 0.238			FC6-4								0 0 0 0 0 0 0																	
George Culver, R (9.1) OBP: 0.182, SLG: 0.300											0 0 0 0 0 0 0																	
Jack Dilauro, S (9.1)											1 0 0 0 0 1 1																	
Inning Stats	R: 0 E: 0 K: 1 S: 6	H: 1 LOB: 1 BB: 0 P: 6	R: 0 E: 1 K: 2 S: 8	H: 0 LOB: 1 BB: 0 P: 8	R: 1 E: 0 K: 2 S: 9	H: 1 LOB: 1 BB: 0 P: 9	R: 0 E: 0 K: 0 S: 4	H: 1 LOB: 1 BB: 0 P: 4	R: 0 E: 0 K: 1 S: 5	H: 1 LOB: 0 BB: 0 P: 5	R: 0 E: 0 K: 1 S: 7	H: 1 LOB: 2 BB: 0 P: 7	R: 2 E: 0 K: 2 S: 10	H: 4 LOB: 2 BB: 1 P: 14	R: 2 E: 0 K: 1 S: 8	H: 3 LOB: 1 BB: 0 P: 8	R: 0 E: 1 K: 1 S: 6	H: 1 LOB: 2 BB: 1 P: 10	R: 2 E: 0 K: 1 S: 8	H: 3 LOB: 1 BB: 0 P: 8	R: 0 E: 0 K: 1 S: 8	H: 3 LOB: 1 BB: 0 P: 8	1B: 15 2B: 0 3B: 0 HR: 1	SF: 0 SAC: 0 DP: 0 HBP: 0	WP: 2 PB: 1 SB: 3 CS: 0	PA: 50		
PITCHER	IP WLS BF H R ER SO BB IBB HBP BLK WP HR S P ERA WHIP																											
Juan Marichal, R (1.1) ERA: 4.76	7.0		32	9	3	3	9	1	0	0	0	1	0	0	53	3.86	1.429											
Don McMahon, R (8.1) ERA: 3.31	2.0		11	4	2	2	0	1	0	0	0	0	0	14	18	9.00	2.000											
Rich Robertson, R (10.1) ERA: 5.26	1.0	L	6	3	2	2	1	0	0	0	0	1	1	8	8	18.00	3.000											

livebaseballscorecards.com

AB	47
R	7
H	16
RBI	7
BB	2
SO	12
LOB	27



Batter	1	2	3	4	5	6	7	8	9	10	AB	R	H	RBI	BB	SO	LOB	BOTTOM								
Bobby Bonds, R OBP: 0.394, SLG: 0.502 (1, 9)	0-0 5-3		0-0 G3		0-3 K			0-0 HR 1B	0-0 FC1-5 1B 2B		5	2	1	0	0	1	3	Houston Astros @ San Francisco Giants Candlestick Park, San Francisco, CA Sun Aug 09 1970, 6:33 AM EDT Unknown livebaseballscorecards.com								
Tito Fuentes, S OBP: 0.303, SLG: 0.321 (1, 4) (10, 6)	0-0 F8		0-3 K			0-0 F7		0-3 K 1B	0-0 2B 1B		5	0	1	1	0	2	1									
Willie Mays, R OBP: 0.377, SLG: 0.500 (1, 8)	0-0 F4			0-0 F9		0-3 K		0-0 HR	0-0 F4		5	1	1	2	0	1	2									
Willie McCovey, L OBP: 0.424, SLG: 0.590 (1, 3)		0-0 F4		0-3 K		0-0 2B		0-0 BB 1B	0-0 2B		5	0	3	1	0	1	0									
Ken Henderson, S OBP: 0.420, SLG: 0.490 (1, 7)		0-0 6-3		0-0 6-3		0-0 F7		0-0 F8	0-0 BB		4	0	0	0	1	0	2									
Dick Dietz, R OBP: 0.436, SLG: 0.567 (1, 2)		4-0 1B BB		0-0 1B G6-4-3			0-0 SH2-4 HBP 1B	4-0 1-2 BB	0-0 F4		3	1	2	0	2	0	3									
Jim Ray Hart, R OBP: 0.371, SLG: 0.488 (1, 5)		0-0 FC6-4 1B		0-0 G6-4-3 1B		0-0 1-3 1B	1-0 FC5-2-5-1 SH2-4 HBP	0-0 F8		0-0 F2		4	0	2	0	0	2									
Hal Lanier, R OBP: 0.264, SLG: 0.288 (1, 6)		0-0 FC6-4		0-0 G6-4-3		0-0 1-2 2-3	0-0 SH2-4		4-0 FC1-5 1B BB	0-0 4-3		2	0	0	0	0	3									
Frank Johnson, R OBP: 0.354, SLG: 0.369 (9, PH)												0	0	0	0	1	0									
Rich Robertson, R OBP: 0.100, SLG: 0.260 (10, 1)												0	0	0	0	0	0									
Russ Gibson, R OBP: 0.281, SLG: 0.293 (10, PH)												1	0	0	0	0	0									
Juan Marichal, R OBP: 0.099, SLG: 0.058 (1, 1)												2	0	1	0	0	0									
Ron Hunt, R OBP: 0.406, SLG: 0.385 (7, PH)												1	0	0	0	0	2									
Don McMahon, R OBP: 0.308, SLG: 0.182 (8, 1)												0	0	0	0	0	0									
Al Gallagher, R OBP: 0.346, SLG: 0.392 (9, PH)												1	0	1	0	0	0									
Don Mason, L OBP: 0.229, SLG: 0.100 (9, PR) (10, 4)												1	1	0	0	0	0									
Inning Stats	R: 0 E: 0 K: 0 S: 3	H: 0 LOB: 0 BB: 0 P: 3	R: 0 E: 0 K: 0 S: 4	H: 1 LOB: 2 BB: 1 P: 8	R: 0 E: 0 K: 1 S: 5	H: 0 LOB: 0 BB: 0 P: 5	R: 0 E: 0 K: 1 S: 5	H: 0 LOB: 0 BB: 0 P: 5	R: 1 E: 0 K: 1 S: 7	H: 3 LOB: 1 BB: 0 P: 7	R: 0 E: 0 K: 1 S: 6	H: 1 LOB: 1 BB: 0 P: 6	R: 0 E: 0 K: 0 S: 3	H: 1 LOB: 1 BB: 0 P: 4	R: 2 E: 0 K: 1 S: 8	H: 3 LOB: 2 BB: 1 P: 12	R: 2 E: 0 K: 0 S: 6	H: 3 LOB: 3 BB: 2 P: 14	R: 0 E: 0 K: 0 S: 3	H: 0 LOB: 0 BB: 0 P: 3	1B: 9 2B: 3 3B: 0 HR: 1	SF: 0 SAC: 1 DP: 2 HBP: 1	WP: 0 PB: 0 SB: 0 CS: 0	PA: 45		
PITCHER	IP WLS BF H R ER SO BB IBB HBP BLK WP HR S P ERA WHIP																									
Ron Cook, L ERA: 3.57 (1, 1)	6.1																									
Fred Gladding, R ERA: 4.19 (7, 1)	1.0																									
Denny Lemaster, L ERA: 4.56 (8, 1)	0.2																									
George Culver, R ERA: 3.79 (9, 1)	0.2																									
Jack Dilauro, L ERA: 4.67 (9, 1)	1.1	W																								



Batter	1	2	3	4	5	6	7	8	9	AB R H RBI BB SO LOB	TOP											
Jesus Alou, R (1, 9) OBP: 0.358, SLG: 0.407	0-0 L5-3 1B		0-0 5-3 1-2		0-0 3B			0-0 BB 1B		4 0 3 0 0 0 1												
Joe Morgan, L (1, 4) OBP: 0.400, SLG: 0.379	0-0 L5-3 1-2		0-0 1-3		0-3 K			0-0 F4		4 0 0 0 0 1 4												
Jimmy Wynn, R (1, 7) OBP: 0.403, SLG: 0.512	0-3 K			0-0 HR			0-0 F3	4-0 BB 1-2 3-6 BB		3 1 1 1 1 1 0												
John Mayberry, L (1, 3) OBP: 0.325, SLG: 0.446		0-0 F9		0-0 CS 1B		0-0 F3		0-0 3-6 1-2f		4 0 1 0 0 0 2												
Denis Menke, R (1, 5) OBP: 0.374, SLG: 0.414		4-0 FC5-4 BB		0-3 K 1-2		0-0 E6		0-0 F8		3 0 0 0 1 1 1												
Cesar Cedeno, R (1, 8) OBP: 0.300, SLG: 0.407		0-0 FC5-4 1-2f		0-0 E S 1B		0-0 1-3		0-0 4-3		4 0 1 0 0 0 2												
Marty Martinez, S (1, 6) OBP: 0.288, SLG: 0.260		0-3 K		0-0 1-3			0-0 G6-3 1B	0-3 K		4 0 1 0 0 2 2												
Larry Howard, R (1, 2) OBP: 0.333, SLG: 0.333			0-0 FC1-6 1B		0-0 F8		0-0 F9			3 0 1 0 0 0 1												
Don Wilson, R (1, 1) OBP: 0.132, SLG: 0.184			0-0 FC1-6		0-0 4-3		0-0 G6-3			2 0 0 0 0 0 1												
Tom Griffin, R (6, 1) OBP: 0.088, SLG: 0.091			1-2f PB							0 0 0 0 0 0 0												
Keith Lampard, L (7, PH) OBP: 0.273, SLG: 0.344										1 0 0 0 0 0 1												
Jim Ray, R (7, 1) OBP: 0.250, SLG: 0.250										0 0 0 0 0 0 0												
Inning Stats	R: 0 E: 0 K: 1 S: 5	H: 1 LOB: 0 BB: 0 P: 5	R: 0 E: 0 K: 1 S: 5	H: 0 LOB: 1 BB: 1 P: 9	R: 0 E: 0 K: 0 S: 4	H: 1 LOB: 1 BB: 0 P: 4	R: 1 E: 0 K: 1 S: 7	H: 3 LOB: 1 BB: 0 P: 7	R: 0 E: 0 K: 1 S: 6	H: 1 LOB: 1 BB: 0 P: 6	R: 0 E: 1 K: 0 S: 4	H: 0 LOB: 1 BB: 0 P: 4	R: 0 E: 0 K: 0 S: 3	H: 1 LOB: 0 BB: 0 P: 3	R: 0 E: 0 K: 0 S: 3	H: 1 LOB: 1 BB: 1 P: 7	R: 0 E: 0 K: 1 S: 5	H: 0 LOB: 0 BB: 0 P: 5	1B: 6 2B: 3 3B: 1 HR: 1	SF: 0 SAC: 0 DP: 4 HBP: 0	WP: 0 PB: 1 SB: 1 CS: 1	PA: 34
PITCHER Gaylord Perry, R (1, 1) ERA: 3.57	IP: 9.0 WLS: W BF: 34 H: 8 R: 1 ER: 1 SO: 5 BB: 2 IBB: 0 HBP: 0 BLK: 0 WP: 0 HR: 1 S: 42 P: 50 ERA: 1.00 WHIP: 1.111																				PITCHER IP: WLS: BF: H: R: ER: SO: BB: IBB: HBP: BLK: WP: HR: S: P: ERA: WHIP:	

Houston Astros @ San Francisco Giants
Candlestick Park, San Francisco, CA
Sun Aug 09 1970, 6:38 AM EDT
Att. 14,540 - Unknown

livebaseballscorecards.com

AB	32
R	1
H	8
RBI	1
BB	2
SO	5
LOB	15



Batter	1	2	3	4	5	6	7	8	9	AB R H RBI BB SO LOB
Bobby Bonds, R OBP: 0.391, SLG: 0.498 (1, 8)	0-3 K		0-0 F8		0-3 K		0-3 K			4 0 0 0 0 3 0
Tito Fuentes, S OBP: 0.302, SLG: 0.320 (1, 4)	0-0 F9		0-0 G5-4-3 1B		0-0 4-3		0-0 4-3			4 0 1 0 0 0 0
Ken Henderson, S OBP: 0.421, SLG: 0.489 (1, 9)	0-0 1B		0-0 G5-4-3 1-2f		0-0 3-1		4-0 2B BB			3 1 1 0 1 0 1
Willie McCovey, L OBP: 0.427, SLG: 0.598 (1, 3)	0-3 K			0-0 BB 1B		0-0 2B 2B		0-0 4-3 1B 2B		4 2 3 1 0 1 1
Ron Hunt, R OBP: 0.409, SLG: 0.388 (1, 5)		0-0 2B 2B		0-3 K		4-0 2B BB		0-0 4-3		3 2 1 0 1 1 2
Frank Johnson, R OBP: 0.351, SLG: 0.373 (1, 7)		0-0 1-3		0-3 K		0-0 1B 2B		0-0 G3		4 1 1 2 0 1 3
Russ Gibson, R OBP: 0.324, SLG: 0.344 (1, 2)		0-0 2-H 2B		4-0 1-2 BB		0-0 2-H 1B		0-0 3-H 1B		3 0 3 3 1 0 0
Hal Lanier, R OBP: 0.261, SLG: 0.284 (1, 6)		0-3 K		0-0 F8		0-3 K		0-0 4-3		4 0 0 0 0 2 4
Gaylord Perry, R OBP: 0.125, SLG: 0.195 (1, 1)		0-3 K			0-0 4-3		0-3 K			3 0 0 0 0 2 1

Inning Stats	R: 0 E: 0 K: 2 S: 8	H: 1 LOB: 1 BB: 0 P: 8	R: 1 E: 0 K: 2 S: 9	H: 2 LOB: 1 BB: 0 P: 9	R: 0 E: 0 K: 0 S: 3	H: 1 LOB: 0 BB: 0 P: 3	R: 0 E: 0 K: 2 S: 8	H: 1 LOB: 2 BB: 1 P: 12	R: 0 E: 0 K: 1 S: 5	H: 0 LOB: 0 BB: 0 P: 5	R: 3 E: 0 K: 1 S: 7	H: 3 LOB: 0 BB: 1 P: 11	R: 0 E: 0 K: 2 S: 7	H: 0 LOB: 0 BB: 0 P: 7	R: 2 E: 0 K: 0 S: 5	H: 2 LOB: 1 BB: 1 P: 9
1B: 5 2B: 5 3B: 0 HR: 0	SF: 0 SAC: 0 DP: 1 HBP: 0	WP: 0 PB: 0 SB: 0 CS: 0	PA: 35													

PITCHER	IP	WLS	BF	H	R	ER	SO	BB	IBB	HBP	BLK	WP	HR	S	P	ERA	WHIP
Don Wilson, R ERA: 4.02 (1, 1)	5.0		20	5	1	1	7	1	0	0	0	0	0	33	37	1.80	1.200
Tom Griffin, R ERA: 5.74 (6, 1)	1.0	L	6	3	3	3	1	1	0	0	0	0	0	7	11	27.00	4.000
Jim Ray, R ERA: 4.07 (7, 1)	2.0		9	2	2	2	2	1	0	0	0	0	0	12	16	9.00	1.500

BOTTOM

Houston Astros @ San Francisco Giants
Candlestick Park, San Francisco, CA

Sun Aug 09 1970, 6:38 AM EDT
Att. 14,540 - Unknown

livebaseballscores.com

AB	32
R	6
H	10
RBI	6
BB	3
SO	10
LOB	12



Batter	1	2	3	4	5	6	7	8	9	AB R H RBI BB SO LOB	TOP							
Bobby Bonds, R (1, 9) OBP: 0.390, SLG: 0.494	0-3 K		0-0 E5 1B E		0-0 5-3			1-0 CS HBP		3 1 0 0 0 1 0								
Tito Fuentes, S (1, 4) OBP: 0.298, SLG: 0.315	0-0 1-3		0-3 K		0-0 4-3			0-3 K 1-2		4 0 0 0 0 2 2								
Willie Mays, R (1, 8) OBP: 0.375, SLG: 0.497	0-0 5-3		0-0 E2 G3 1-H 1B		0-0 6-3			0-3 K		4 0 1 0 0 1 0								
Willie McCovey, L (1, 3) OBP: 0.425, SLG: 0.593		0-0 3-1	0-0 G3		4-0 BB 4-3 BB			0-0 F5		3 0 0 0 1 0 1								
Ken Henderson, S (1, 7) OBP: 0.417, SLG: 0.484		0-0 F6	0-0 6-3		0-0 4-3			0-0 F8		4 0 0 0 0 0 2								
Dick Dietz, R (1, 2) OBP: 0.434, SLG: 0.563		0-0 2B 1B		0-0 6-3		0-3 K		0-0 5-3		4 0 1 0 0 1 1								
Jim Ray Hart, R (1, 5) OBP: 0.371, SLG: 0.492		0-0 1-3 2B		0-0 F9			0-0 F8			3 0 1 0 0 0 0								
Hal Lanier, R (1, 6) OBP: 0.262, SLG: 0.282		4-0 IBB		0-0 F3			0-0 6-3			2 0 0 0 1 0 0								
Frank Reberger, L (1, 1) OBP: 0.214, SLG: 0.250		0-3 K		0-0 F8			0-0 F7			3 0 0 0 0 1 3								
Don McMahon, R (8, 1) OBP: 0.308, SLG: 0.182										0 0 0 0 0 0 0								
Inning Stats	R: 0 E: 0 K: 1 S: 5	H: 0 LOB: 0 BB: 0 P: 5	R: 0 E: 0 K: 1 S: 7	H: 2 LOB: 3 BB: 1 P: 11	R: 1 E: 2 K: 1 S: 7	H: 1 LOB: 1 BB: 0 P: 7	R: 0 E: 0 K: 0 S: 3	H: 0 LOB: 0 BB: 0 P: 3	R: 0 E: 0 K: 0 S: 3	H: 0 LOB: 0 BB: 0 P: 3	R: 0 E: 0 K: 2 S: 6	H: 0 LOB: 0 BB: 0 P: 7	R: 0 E: 0 K: 0 S: 3	H: 0 LOB: 0 BB: 0 P: 3	1B: 2 2B: 2 3B: 0 HR: 0	SF: 0 SAC: 0 DP: 1 HBP: 1	WP: 0 PB: 0 SB: 0 CS: 1	PA: 33
PITCHER Fergie Jenkins, R (1, 1) ERA: 3.67	IP: 9.0 WLS: W BF: 33 H: 3 R: 1 ER: 0 SO: 6 BB: 1 IBB: 1 HBP: 1 BLK: 0 WP: 0 HR: 0 S: 42 P: 51 ERA: 0.00 WHIP: 0.444											PITCHER IP: WLS: BF: H: R: ER: SO: BB: IBB: HBP: BLK: WP: HR: S: P: ERA: WHIP:						

San Francisco Giants @ Chicago Cubs
Wrigley Field, Chicago, IL
Tue Aug 11 1970, 3:33 AM CDT
Att. 33,931 - Unknown - 81 F

livebaseballscorecards.com

AB	30
R	1
H	3
RBI	0
BB	2
SO	6
LOB	9



Batter	1	2	3	4	5	6	7	8	9	AB	R	H	RBI	BB	SO	LOB
Don Kessinger, S (1, 6) OBP: 0.340, SLG: 0.372	0-0 G4-6-3 1B		0-0 S 1B		4-0 1-2 BB		0-0 5-3			3	1	2	0	1	0	0
Glenn Beckert, R (1, 4) OBP: 0.342, SLG: 0.364	0-0 G4-6-3 1-2f		0-0 1-H 1B		0-0 F4		0-0 5-3			4	0	1	1	0	0	3
Billy Williams, L (1, 7) OBP: 0.373, SLG: 0.570	0-0 F9		0-0 F8		0-0 4-3		0-0 F3			4	0	0	0	0	0	3
Jim Hickman, R (1, 3) OBP: 0.420, SLG: 0.604		0-3 K		0-0 F7		0-0 1B 2B		0-0 F7		4	1	1	0	0	1	0
Joe Pepitone, L (1, 8) OBP: 0.294, SLG: 0.450		0-0 F8		0-0 2B		0-0 F6		0-0 HR 2B		4	1	2	0	0	0	1
Ron Santo, R (1, 5) OBP: 0.350, SLG: 0.447		4-0 BB		0-3 K		0-3 K		0-0 HR		3	1	1	2	1	2	2
Johnny Callison, L (1, 9) OBP: 0.356, SLG: 0.440		0-0 G3		0-0 6-3		4-0 1B IBB		4-0 WP BB		2	0	0	0	2	0	2
Randy Hundley, R (1, 2) OBP: 0.347, SLG: 0.413			0-0 F7		0-0 FC4-6 1B		0-0 1-3 2-H 1B		0-3 K	4	0	2	1	0	1	1
Fergie Jenkins, R (1, 1) OBP: 0.092, SLG: 0.149			0-0 F6		0-0 FC4-6 BB 1-2f		0-3 K		0-0 F3 1-2	4	0	0	0	0	1	4

Inning Stats	R: 0	H: 1	E: 0	K: 0	S: 3	LOB: 0	BB: 0	P: 3	R: 0	H: 0	E: 0	K: 1	S: 5	LOB: 1	BB: 1	P: 9	R: 1	H: 2	E: 0	K: 0	S: 5	LOB: 1	BB: 0	P: 5	R: 0	H: 1	E: 0	K: 1	S: 6	LOB: 1	BB: 0	P: 6	R: 0	H: 1	E: 0	K: 0	S: 4	LOB: 2	BB: 1	P: 8	R: 1	H: 2	E: 0	K: 2	S: 9	LOB: 2	BB: 1	P: 13	R: 0	H: 0	E: 0	K: 0	S: 3	LOB: 0	BB: 0	P: 3	R: 2	H: 2	E: 0	K: 1	S: 7	LOB: 1	BB: 1	P: 11
--------------	------	------	------	------	------	--------	-------	------	------	------	------	------	------	--------	-------	------	------	------	------	------	------	--------	-------	------	------	------	------	------	------	--------	-------	------	------	------	------	------	------	--------	-------	------	------	------	------	------	------	--------	-------	-------	------	------	------	------	------	--------	-------	------	------	------	------	------	------	--------	-------	-------


PITCHER	IP	WLS	BF	H	R	ER	SO	BB	IBB	HBP	BLK	WP	HR	S	P	ERA	WHIP
Frank Reberger, R (1, 1) ERA: 6.2	7.1	L	34	9	4	4	4	3	1	0	0	0	1	38	54	4.91	1.636
Don McMahon, R (8, 1) ERA: 3.28	0.2		2	0	0	0	1	0	0	0	0	1	0	4	4	0.00	0.000

BOTTOM

San Francisco Giants @ Chicago Cubs
Wrigley Field, Chicago, IL
Tue Aug 11 1970, 3:33 AM CDT
Att: 33,931 - Unknown - 81 F

AB	32
R	4
H	9
RBI	4
BB	4
SO	5
LOB	16

WP: 1 PA: 36
PB: 0
SB: 1
CS: 0



PITCHER	IP	WLS	BF	H	R	ER	SO	BB	IBB	HBP	BLK	WP	HR	S	P	ERA	WHIP
---------	----	-----	----	---	---	----	----	----	-----	-----	-----	----	----	---	---	-----	------

Batter	1	2	3	4	5	6	7	8	9	AB R H RBI BB SO LOB	TOP											
Bobby Bonds, R OBP: 0.389, SLG: 0.498 (1, 9) X	0-0 6-3	4-0 1B BB		0-3 K		0-0 1-3		0-0 HR	0-3 K	5 1 1 1 1 2 1												
Ron Hunt, R OBP: 0.409, SLG: 0.391 (1, 4) X	0-0 6-3	0-0 BB 1B		0-0 F3		0-0 1B 2B		0-0 5-3		5 1 2 1 0 0 0												
Willie Mays, R OBP: 0.381, SLG: 0.506 (1, 8) X	0-0 E	4-0 1-2 BB		0-0 BB 1B		0-0 2H 1B		0-0 6-3		4 1 3 1 1 0 0												
Willie McCovey, L OBP: 0.425, SLG: 0.592 (1, 3) X	0-0 E8 2B	0-0 4-3		4-0 1-2 BB		0-0 F3		0-0 2B		4 1 1 0 1 0 4												
Ken Henderson, S OBP: 0.414, SLG: 0.483 (1, 7) X	0-0 2H 2B		0-0 F7	0-0 F9		0-0 4-3		0-0 F6		5 0 1 1 0 0 4												
Dick Dietz, R OBP: 0.436, SLG: 0.572 (1, 2) X	0-0 1-3		0-0 1B 2B		0-0 2B		0-0 2B		0-3 K	5 0 3 0 0 1 1												
Jim Ray Hart, R OBP: 0.365, SLG: 0.481 (1, 5) X		0-0 5-3	0-0 F9		0-0 5-3		0-0 F9		0-0 3B 1B	5 1 1 0 0 0 3	AB 42											
Tito Fuentes, S OBP: 0.303, SLG: 0.328 (1, 6) X		0-0 WP 1B SH3-4	0-0 2-3 1B		0-3 K		0-0 F7		0-0 1H 3B	5 1 3 1 0 1 2	R 6											
Ron Bryant, S OBP: 0.167, SLG: 0.091 (1, 1) X		0-0 SH3-4	0-0 1-4-3		0-3 K		0-3 K		0-0 4-3	0 0 0 0 0 0 0	H 15											
Don Carrithers, R (2, 1) X										4 0 0 0 0 2 5	RBI 5											
Don McMahon, R OBP: 0.308, SLG: 0.182 (9, 1) X										0 0 0 0 0 0 0	BB 3											
Inning Stats	R: 2 E: 1 K: 0 S: 6	H: 2 LOB: 1 BB: 0 P: 6	R: 1 E: 0 K: 0 S: 5	H: 2 LOB: 3 BB: 2 P: 13	R: 0 E: 0 K: 0 S: 5	H: 2 LOB: 2 BB: 0 P: 5	R: 0 E: 0 K: 1 S: 6	H: 1 LOB: 2 BB: 1 P: 10	R: 0 E: 0 K: 2 S: 8	H: 1 LOB: 1 BB: 0 P: 8	R: 1 E: 0 K: 0 S: 5	H: 2 LOB: 1 BB: 0 P: 5	R: 0 E: 0 K: 1 S: 6	H: 1 LOB: 1 BB: 0 P: 6	R: 1 E: 0 K: 0 S: 5	H: 2 LOB: 1 BB: 0 P: 5	R: 1 E: 0 K: 2 S: 9	H: 2 LOB: 1 BB: 0 P: 9	1B: 6 2B: 6 3B: 2 HR: 1	SF: 0 SAC: 1 DP: 0 HBP: 0	WP: 1 PB: 0 SB: 0 CS: 0	PA: 46
PITCHER	IP WLS BF H R ER SO BB IBB HBP BLK WP HR S P ERA WHIP																					
Bill Hands, R ERA: 3.69 (1, 1)	7.2 L 40 13 5 3 4 3 0 0 0 1 1 45 57 3.52 2.087																					
Roberto Rodriguez, R ERA: 4.96 (8, 1)	1.1 6 2 1 1 2 0 0 0 0 0 0 10 10 6.75 1.500																					

San Francisco Giants @ Chicago Cubs
Wrigley Field, Chicago, IL
Wed Aug 12 1970, 3:33 AM CDT
Att. 32,462 - Unknown - 75 F

AB	42
R	6
H	15
RBI	5
BB	3
SO	6
LOB	20



BOTTOM

San Francisco Giants @ Chicago Cubs
Wrigley Field, Chicago, IL
Wed Aug 12 1970, 3:33 AM CDT
Att: 32,462 - Unknown - 75 F

livebaseballscorecards.com

AB 33
R 3
H 7
RBI 2
BB 6
SO 3
LOB 22



WP: 3 PA: 40
PB: 0
SB: 1
CS: 0

AB R H RBI BB SO LOB

4 2 2 1 1 0 1

5 0 2 1 0 0 4

5 0 2 0 0 0 2

4 0 0 0 1 1 4

2 0 0 0 2 0 3

4 0 0 0 0 1 4

3 1 0 0 1 0 1

3 0 1 0 1 0 1

1B: 7 SF: 0
2B: 0 SAC: 1
3B: 0 DP: 0
HR: 0 HBP: 0

Batter	1	2	3	4	5	6	7	8	9
Don Kessinger, S (1, 6) OBP: 0.343, SLG: 0.374	4-0 WP 1B WP BB	0-0 1B 1B		0-0 FC6-4 S 1-2f			0-0 G3		0-0 1B 1B
Glenn Beckert, R (1, 4) OBP: 0.343, SLG: 0.364	0-0 F7	0-0 1B		0-0 F8 1-2			0-0 FC5-4 1B		0-0 F3
Billy Williams, L (1, 7) OBP: 0.373, SLG: 0.568	0-0 WP WP 1B	0-0 G3			0-0 F8		0-0 F7		0-0 FC6-4 1B
Jim Hickman, R (1, 3) OBP: 0.417, SLG: 0.598	4-0 WP BB		0-3 K		0-0 F5		0-0 FC5-4 1-2f		0-0 FC6-4 1-2f
Joe Pepitone, L (1, 8) OBP: 0.297, SLG: 0.447	0-0 F6		4-0 BB		4-0 WP BB			0-0 F9	
Ron Santo, R (1, 5) OBP: 0.347, SLG: 0.443	0-3 K		0-0 F8		0-0 F8 1-2			0-0 F6	
Randy Hundley, R (1, 2) OBP: 0.343, SLG: 0.400		4-0 SH1-4 1B BB	0-0 F6			0-0 3-1		0-0 F8	
Johnny Callison, L (1, 9) OBP: 0.357, SLG: 0.439		0-0 F6		4-0 FC2-6 BB		0-0 F7		0-0 1B 1B 1B	
Bill Hands, R (1, 1) OBP: 0.254, SLG: 0.130		0-0 SH1-4		0-0 FC2-6 FC6-4 1-2f		0-3 K		0-0 F8	
Roberto Rodriguez, R (8, 1) OBP: 0.167, SLG: 0.364									
Willie Smith, L (9, PH) OBP: 0.280, SLG: 0.379									

Inning Stats	R: 1	H: 1	E: 0	K: 1	S: 6	LOB: 2	BB: 2	P: 14
	R: 2	H: 2	E: 0	K: 0	S: 5	LOB: 1	BB: 1	P: 9
	R: 0	H: 0	E: 0	K: 1	S: 5	LOB: 1	BB: 1	P: 9
	R: 0	H: 0	E: 0	K: 0	S: 3	LOB: 1	BB: 1	P: 7
	R: 0	H: 0	E: 0	K: 0	S: 3	LOB: 0	BB: 0	P: 5
	R: 0	H: 1	E: 0	K: 0	S: 4	LOB: 1	BB: 0	P: 4
	R: 0	H: 0	E: 0	K: 0	S: 6	LOB: 0	BB: 0	P: 3
	R: 0	H: 3	E: 0	K: 0	S: 6	LOB: 3	BB: 0	P: 6

PITCHER	IP	WLS	BF	H	R	ER	SO	BB	IBB	HBP	BLK	WP	HR	S	P	ERA	WHIP
Ron Bryant, L (1, 1) ERA: 6.35	1.2		10	2	3	3	1	3	0	0	0	2	0	9	21	16.20	3.000
Don Carrithers, R (2, 1) ERA: 5.11	6.1	W	25	3	0	0	2	3	0	0	0	1	0	26	38	0.00	0.947
Don McMahon, R (9, 1) ERA: 3.24	1.0	S	5	2	0	0	0	0	0	0	0	0	0	5	5	0.00	2.000

Batter	1	2	3	4	5	6	7	8	9	AB R H RBI BB SO LOB	TOP									
Bobby Bonds, R (1, 9) OBP: 0.388, SLG: 0.495	0-3 K	0-0 5-3			0-0 FC6-5 CS			4-0 FC6-4 BB		3 0 0 0 1 1 2										
Ron Hunt, R (1, 4) OBP: 0.408, SLG: 0.390	0-0 2B 1B		0-0 5-3		0-0 CS	0-0 G3		0-0 FC6-4		4 1 1 0 0 0 1										
Willie Mays, R (1, 8) OBP: 0.379, SLG: 0.506	0-0 1B		0-0 4-3			0-0 F3			0-0 F7	4 1 1 0 0 0 0										
Willie McCovey, L (1, 3) OBP: 0.425, SLG: 0.598	4-0 L3-6 1B IBB		0-3 K			0-0 6-3			0-0 HR	3 1 1 1 1 1 0										
Ken Henderson, S (1, 7) OBP: 0.415, SLG: 0.486	0-0 1B			0-0 F3			0-0 FC9-4 2B		0-0 1-3	4 0 2 2 0 0 0										
Dick Dietz, R (1, 2) OBP: 0.432, SLG: 0.566	0-0 L3-6			0-0 1-3			0-3 K		0-0 5-3	4 0 0 0 0 1 3										
Jim Ray Hart, R (1, 5) OBP: 0.364, SLG: 0.478					0-0 F4					3 0 1 0 0 0 1										
Jerry Johnson, R (7, 1)										0 0 0 0 0 0 0										
Mike Davison, L (8, 1)										0 0 0 0 0 0 0										
Tito Fuentes, S (1, 6) OBP: 0.303, SLG: 0.328						0-0 FC6-5 SH1-4 1B			0-0 F7	3 0 1 0 0 0 1										
Gaylord Perry, R (1, 1) OBP: 0.124, SLG: 0.193																				
Al Gallagher, R (7, 5) OBP: 0.345, SLG: 0.390						0-0 SH1-4			0-0 5-3	1 0 0 0 0 0 1										
										1 0 0 0 0 0 0										
Inning Stats	R: 2 E: 0 K: 1 S: 7	H: 3 LOB: 1 BB: 1 P: 11	R: 0 E: 0 K: 0 S: 4	H: 1 LOB: 1 BB: 0 P: 4	R: 0 E: 0 K: 1 S: 5	H: 0 LOB: 0 BB: 0 P: 5	R: 0 E: 0 K: 0 S: 3	H: 0 LOB: 0 BB: 0 P: 3	R: 0 E: 0 K: 1 S: 5	H: 1 LOB: 0 BB: 0 P: 5	R: 0 E: 0 K: 0 S: 3	H: 0 LOB: 0 BB: 0 P: 3	R: 0 E: 0 K: 1 S: 5	H: 1 LOB: 1 BB: 1 P: 7	R: 1 E: 0 K: 0 S: 4	H: 1 LOB: 0 BB: 0 P: 4	1B: 4 2B: 4 3B: 0 HR: 1	SF: 0 SAC: 1 DP: 2 HBP: 0	WP: 0 PB: 0 SB: 0 CS: 1	PA: 34
PITCHER Milt Pappas, R (1, 1) ERA: 3.56	IP: 9.0 WLS: W BF: 33 H: 7 R: 3 ER: 3 SO: 3 BB: 1 IBB: 1 HBP: 0 BLK: 0 WP: 0 HR: 1 S: 37 P: 45 ERA: 3.00 WHIP: 0.889																			
	PITCHER																			
	IP	WLS	BF	H	R	ER	SO	BB	IBB	HBP	BLK	WP	HR	S	P	ERA	WHIP			

San Francisco Giants @ Chicago Cubs
 Wrigley Field, Chicago, IL
 Thu Aug 13 1970, 3:33 AM CDT
 Att: 24,206 - Unknown

livebaseballscorecards.com

AB 30
R 3
H 7
RBI 3
BB 2
SO 3
LOB 9



Batter	1	2	3	4	5	6	7	8	9	AB	R	H	RBI	BB	SO	LOB
Don Kessinger, S OBP: 0.342, SLG: 0.372 (1, 6)	0-0 5-3	0-0 F8		0-0 F8		0-0 1B		0-0 SH1-4		4	0	1	0	0	0	3
Glenn Beckert, R OBP: 0.343, SLG: 0.365 (1, 4)	0-0 1B		0-0 FC3-6 1B		0-0 4-3	0-0 6-3		0-0 F8		5	0	2	0	0	0	3
Billy Williams, L OBP: 0.371, SLG: 0.571 (1, 7)	0-0 F8		0-0 FC3-6 1B		0-0 HR		0-0 5-3	0-0 G1		5	1	1	1	0	0	3
Jim Hickman, R OBP: 0.418, SLG: 0.599 (1, 3)	0-0 6-3		0-0 1B		0-0 1-3		0-0 HR			4	1	2	0	0	0	1
Joe Pepitone, L OBP: 0.296, SLG: 0.443 (1, 8)		0-0 F9	0-0 FC9-3-5-2		0-0 E3		4-0 HR			3	1	0	0	1	0	2
Ron Santo, R OBP: 0.346, SLG: 0.448 (1, 5)		0-0 F9		0-0 E4 HR	0-0 F7		0-0 HR			4	2	1	3	0	0	1
Johnny Callison, L OBP: 0.359, SLG: 0.440 (1, 9)		0-0 1B		0-0 F9		0-0 F8	0-0 L6-3 1B			4	0	2	0	0	0	1
Randy Hundley, R OBP: 0.349, SLG: 0.404 (1, 2)		0-0 1B		0-0 F5		0-0 FC6-4 1B	0-0 L6-3			4	0	2	0	0	0	2
Milt Pappas, R OBP: 0.189, SLG: 0.389 (1, 1)		0-0 1B		0-0 HR		0-0 FC6-4 1B		0-0 SH1-4 1B		4	1	3	2	0	0	1

Inning Stats	R: 0	H: 1	E: 0	K: 0	S: 4	H: 3	LOB: 3	BB: 0	P: 6	R: 0	H: 2	E: 0	K: 0	S: 4	H: 1	LOB: 0	BB: 0	P: 5	R: 1	H: 1	E: 1	K: 0	S: 5	R: 0	H: 2	E: 0	K: 0	S: 5	R: 3	H: 3	E: 0	K: 0	S: 5	R: 0	H: 1	LOB: 1	BB: 0	P: 4
	1B: 10	SF: 0	2B: 3	SAC: 1	3B: 0	DP: 2	HR: 3	HBP: 0	WP: 0	PA: 39																												

PITCHER	IP	WLS	BF	H	R	ER	SO	BB	IBB	HBP	BLK	WP	HR	S	P	ERA	WHIP
Gaylord Perry, R ERA: 3.62 (1, 1)	6.1	L	34	13	6	4	0	0	0	0	0	0	3	33	37	5.68	2.053
Jerry Johnson, R ERA: 4.88 (7, 1)	1.1		4	1	0	0	0	0	0	0	0	0	0	4	4	0.00	0.750
Mike Davison, L ERA: 6.91 (8, 1)	0.1		1	0	0	0	0	0	0	0	0	0	0	1	1	0.00	0.000


BOTTOM

San Francisco Giants @ Chicago Cubs

Wrigley Field, Chicago, IL

Thu Aug 13 1970, 3:33 AM CDT
Att. 24,206 - Unknown

AB	37
R	6
H	14
RBI	6
BB	1
SO	0
LOB	17



livebaseballscorecards.com

Batter	1	2	3	4	5	6	7	8	9	10	11	12	13	AB R H RBI BB SO LOB	TOP														
Bobby Bonds, R OBP: 0.386, SLG: 0.491 (1, 9)	0-3 K		0-0 G6-3 1B			0-0 F7		0-0 F7			0-3 K			5 0 1 1 0 2 0	San Francisco Giants @ St. Louis Cardinals Busch Stadium, St. Louis, MO Fri Aug 14 1970, 7:05 PM CDT Unknown														
Ron Hunt, R OBP: 0.403, SLG: 0.384 (1, 4)	0-0 G3		0-0 G6-3			0-0 F5			0-0 F7		0-0 4-3			5 0 0 0 0 0 1															
Willie Mays, R OBP: 0.377, SLG: 0.504 (1, 8)	0-0 F3					0-0 F7			0-0 F9		0-3 K			5 0 1 0 0 1 0															
Willie McCovey, L OBP: 0.427, SLG: 0.598 (1, 3)		0-0 F7				4-0 FC5 2B			4-0 FC6-4 BB			0-0 4-3		3 0 1 0 2 0 0															
Ken Henderson, S OBP: 0.411, SLG: 0.479 (1, 7)		0-0 F7				0-0 FC5 G5-4-3		0-3 K	0-0 FC6-4		0-3 K			5 0 0 0 0 2 3															
Dick Dietz, R OBP: 0.432, SLG: 0.562 (1, 2)		0-0 FC5-4 1B				0-0 G5-4-3		4-0 BB	0-3 K		0-0 6-3			4 0 1 0 1 1 2															
Jim Ray Hart, R OBP: 0.359, SLG: 0.468 (1, 5)		0-0 FC5-4 1-2f				0-0 6-3		0-0 F4		0-0 1-4-3 1B				5 0 1 0 0 0 2															
Hal Lanier, R OBP: 0.261, SLG: 0.281 (1, 6)			0-0 SH1-4 1B			0-0 F4		0-0 5-3		0-0 1-4-3				5 1 1 0 0 0 1															
Juan Marichal, R OBP: 0.086, SLG: 0.055 (1, 1)			0-0 SH1-4			0-0 F7		0-0 F8		0-0 6-3				3 0 0 0 0 0 1															
Bob Taylor, L OBP: 0.309, SLG: 0.263 (13, PH)			1-2											1 0 0 0 0 0 0															
Don McMahon, R OBP: 0.308, SLG: 0.182 (13, 1)														0 0 0 0 0 0 0															
Inning Stats	R: 0 E: 0 K: 1 S: 5	H: 0 LOB: 0 BB: 0 P: 5	R: 0 E: 0 K: 0 S: 4	H: 1 LOB: 1 BB: 0 P: 4	R: 1 E: 0 K: 0 S: 4	H: 2 LOB: 0 BB: 0 P: 4	R: 0 E: 0 K: 0 S: 3	H: 1 LOB: 1 BB: 1 P: 7	R: 0 E: 0 K: 0 S: 3	H: 0 LOB: 0 BB: 0 P: 3	R: 0 E: 0 K: 1 S: 5	H: 1 LOB: 1 BB: 1 P: 9	R: 0 E: 0 K: 0 S: 3	H: 0 LOB: 0 BB: 0 P: 3		R: 0 E: 0 K: 0 S: 3	H: 0 LOB: 1 BB: 1 P: 7	R: 0 E: 0 K: 1 S: 6	H: 1 LOB: 1 BB: 0 P: 6	R: 0 E: 0 K: 2 S: 7	H: 0 LOB: 0 BB: 0 P: 7	R: 0 E: 0 K: 1 S: 5	H: 0 LOB: 0 BB: 0 P: 5	R: 0 E: 0 K: 0 S: 3	H: 0 LOB: 0 BB: 0 P: 3	1B: 4 2B: 2 3B: 0 HR: 0	SF: 0 SAC: 1 DP: 2 HBP: 0	WP: 0 PB: 0 SB: 0 CS: 0	PA: 45
PITCHER Steve Carlton, L ERA: 3.93 (1, 1)	IP: 9.0	WLS: 32	BF: 32	H: 5	R: 1	ER: 1	SO: 2	BB: 3	IBB: 0	HBP: 0	BLK: 0	WP: 0	HR: 0	S: 33		P: 45	ERA: 1.00	WHIP: 0.889											
Chuck Taylor, R ERA: 2.91 (10, 1)	IP: 4.0	WLS: 13	BF: 13	H: 1	R: 0	ER: 0	SO: 4	BB: 0	IBB: 0	HBP: 0	BLK: 0	WP: 0	HR: 0	S: 21	P: 21	ERA: 0.00	WHIP: 0.250												

livebaseballscorecards.com




Batter	1	2	3	4	5	6	7	8	9	10	11	12	13	AB R H RBI BB SO LOB
Lou Brock, L OBP: 0.367, SLG: 0.424 (1, 7)	0-0 3-1 2B		0-0 F7			0-3 K	0-0 F9		0-0 F7			0-0 1-3		6 0 1 0 0 1 2
Julian Javier, R OBP: 0.290, SLG: 0.311 (1, 4)	0-0 F4		0-0 F8			0-0 1B 1B		0-0 6-3		0-0 F7			0-0 SH 1B	6 2 2 0 0 0 1
Joe Hague, L OBP: 0.371, SLG: 0.435 (1, 9)	0-0 3-1 2-3			0-0 FC6-4 1B		0-0 FC5 1B 1B		0-0 F9		0-3 K			0-0 SH 1H	5 0 2 0 0 1 1
Dick Allen, R OBP: 0.372, SLG: 0.553 (1, 3)	0-0 5-3			0-3 K		0-3 K		4-0 1B BB		0-0 5-3				4 0 0 0 1 2 4
Joe Torre, R OBP: 0.392, SLG: 0.490 (1, 5)		0-3 K		0-0 FC6-4 1-2f		0-0 1-2 2-H 1B		0-0 1-2 1B				0-0 F8		5 0 2 1 0 1 1
Jose Cardenal, R OBP: 0.349, SLG: 0.423 (1, 8)		0-0 6-3		0-3 K2-3		0-0 FC5 2-3f		0-0 F3				0-0 CS 1B		5 0 1 0 0 1 5
Ted Simmons, S OBP: 0.310, SLG: 0.302 (1, 2)		4-0 BB			0-0 F8		0-0 1-3 SH3-4 1B		0-0 F8			0-0 4-3 1-2		4 0 1 0 1 0 1
Dal Maxvill, R OBP: 0.314, SLG: 0.232 Vic Davallio, L OBP: 0.377, SLG: 0.465 Ed Crosby, L OBP: 0.310, SLG: 0.320 (9, PH) (10, 6)		0-0 F8			0-0 F8		0-0 SH3-4 1-2 2B		0-0 K 2B			0-3 K		2 0 0 0 0 0 1 1 0 1 0 0 0 0 1 0 0 0 0 1 0
Steve Carlton, L OBP: 0.274, SLG: 0.241 Carl Taylor, R OBP: 0.369, SLG: 0.423 Chuck Taylor, R OBP: 0.160, SLG: 0.167 (1, 1) (9, PH) (10, 1)			0-0 4-3		0-3 K		0-0 1-3 2-3		0-0 F3			0-3 K		3 0 0 0 0 1 1 1 0 0 0 0 0 1 1 0 0 0 0 1 0

Inning Stats	R: 0	H: 1	E: 0	LOB: 1	K: 0	BB: 0	S: 4	P: 4	R: 0	H: 0	E: 0	LOB: 1	K: 1	BB: 1	S: 5	P: 9	R: 0	H: 0	E: 0	LOB: 0	K: 0	BB: 0	S: 3	P: 3	R: 0	H: 1	E: 0	LOB: 1	K: 2	BB: 0	S: 8	P: 8	R: 0	H: 0	E: 0	LOB: 0	K: 1	BB: 0	S: 5	P: 5	R: 1	H: 3	E: 0	LOB: 2	K: 2	BB: 0	S: 10	P: 10	R: 0	H: 1	E: 0	LOB: 1	K: 0	BB: 0	S: 4	P: 4	R: 0	H: 1	E: 0	LOB: 2	K: 0	BB: 1	S: 4	P: 8	R: 0	H: 1	E: 0	LOB: 1	K: 0	BB: 0	S: 4	P: 4	R: 0	H: 0	E: 0	LOB: 0	K: 1	BB: 0	S: 5	P: 5	R: 0	H: 1	E: 0	LOB: 0	K: 2	BB: 0	S: 7	P: 7	R: 1	H: 1	E: 1	LOB: 1	K: 0	BB: 0	S: 2	P: 2	1B: 8	SF: 0	2B: 2	SAC: 2	3B: 0	DP: 0	HR: 0	HBP: 0	WP: 1	PA: 48
PITCHER	IP	WLS	BF	H	R	ER	SO	BB	IBB	HBP	BLK	WP	HR	S	P	ERA	WHIP																																																																																									
Juan Marichal, R ERA: 4.47 (1, 1)	12.0		46	9	1	1	9	2	0	0	0	0	0	62	70	0.75	0.917																																																																																									
Don McMahon, R ERA: 3.24 (13, 1)	0.0	L	2	1	1	0	0	0	0	0	0	1	0	2	2	∞	∞																																																																																									

BOTTOM

San Francisco Giants @ St. Louis Cardinals
 Busch Stadium, St. Louis, MO
 Fri Aug 14 1970, 7:05 PM CDT
 Unknown

AB	44
R	2
H	10
RBI	1
BB	2
SO	9
LOB	18



PITCHER	IP	WLS	BF	H	R	ER	SO	BB	IBB	HBP	BLK	WP	HR	S	P	ERA	WHIP
Juan Marichal, R ERA: 4.47 (1, 1)	12.0		46	9	1	1	9	2	0	0	0	0	0	62	70	0.75	0.917
Don McMahon, R ERA: 3.24 (13, 1)	0.0	L	2	1	1	0	0	0	0	0	0	1	0	2	2	∞	∞

Batter	1	2	3	4	5	6	7	8	9	10	AB R H RBI BB SO LOB	TOP													
Bobby Bonds, R OBP: 0.388, SLG: 0.496 (1, 8) (10, 9)	0-3 K			0-3 K		X 0-0 FC6 2B		X 4-0 2B BB		X 0-0 1-H 2B	4 0 2 2 1 2 0	San Francisco Giants @ St. Louis Cardinals Busch Stadium, St. Louis, MO Fri Aug 14 1970, 7:05 PM CDT Att. 36,349 - Unknown													
Tito Fuentes, S OBP: 0.302, SLG: 0.330 (1, 4) (8, 6)	0-0 F9			0-0 F8 2B		X 0-0 FC6 CS		X 0-0 F9		S 0-3 K	5 0 1 0 0 1 3														
Ken Henderson, S OBP: 0.411, SLG: 0.490 (1, 9) (10, 7)	0-0 1-3			0-0 F8 2-3		X 0-0 CS 1-2		X 0-0 HR		X 0-0 1-H 2B	4 1 2 1 0 0 1														
Willie McCovey, L OBP: 0.426, SLG: 0.593 (1, 3)		S 0-3 K		X 0-0 1-3		X 0-0 4-3		X 4-0 G5-4-3 BB			3 0 0 0 1 1 1														
Jim Ray Hart, R OBP: 0.350, SLG: 0.455 (1, 7) (7, 5)		X 0-0 6-3		X 0-0 5-3		X 0-0 F4		X 0-0 G5-4-3		X 0-0 1-2f	4 0 0 0 0 0 1														
Al Gallagher, R OBP: 0.340, SLG: 0.384 Don McMahon, R OBP: 0.286, SLG: 0.167 Mike Davison, L (1, 5) (7, 1) (10, 1)		X 0-0 6-3		X 0-0 4-3		X 0-0 4-3		S 0-3 K			3 0 0 0 0 0 0 1 0 0 0 0 1 0 0 0 0 0 0 0 0														
Russ Gibson, R OBP: 0.314, SLG: 0.333 Dick Dietz, R OBP: 0.432, SLG: 0.561 (1, 2) (8, PH) (8, 2)			X 0-0 F9		X 0-0 4-3		X 4-0 HR BB		X 0-0 F8		2 0 0 0 0 0 0 1 1 0 0 1 0 0														
Hal Lanier, R OBP: 0.262, SLG: 0.282 Ron Hunt, R OBP: 0.403, SLG: 0.393 (1, 6) (8, PH) (8, 4)			X 0-0 F4		X 0-0 SH1-4 2B 1B		X 0-0 1-H HR		X 0-0 F8		2 1 1 0 0 0 0 2 1 1 2 0 0 0														
Skip Pitlock, L OBP: 0.111, SLG: 0.235 Frank Johnson, R OBP: 0.353, SLG: 0.375 Willie Mays, R OBP: 0.377, SLG: 0.504 (1, 1) (7, 7) (10, 8)			S 0-3 K		X 0-0 SH1-4 1-2		X 0-0 F6		X 0-0 2B 1B		1 0 0 0 0 1 0 2 1 1 0 0 0 0 0 0 0 0 0 0 0														
Inning Stats	R: 0 E: 0 K: 1 S: 5	H: 0 LOB: 0 BB: 0 P: 5	R: 0 E: 0 K: 1 S: 5	H: 0 LOB: 0 BB: 0 P: 5	R: 0 E: 0 K: 1 S: 5	H: 0 LOB: 0 BB: 0 P: 5	R: 0 E: 0 K: 0 S: 3	H: 0 LOB: 0 BB: 0 P: 3	R: 1 E: 0 K: 0 S: 4	H: 2 LOB: 0 BB: 0 P: 4	R: 1 E: 0 K: 0 S: 4		H: 1 LOB: 0 BB: 0 P: 4	R: 2 E: 0 K: 0 S: 4	H: 2 LOB: 2 BB: 2 P: 12	R: 0 E: 0 K: 1 S: 4	H: 0 LOB: 0 BB: 1 P: 8	R: 1 E: 0 K: 1 S: 7	H: 2 LOB: 1 BB: 0 P: 7	1B: 2 2B: 4 3B: 0 HR: 2	SF: 0 SAC: 1 DP: 1 HBP: 0	WP: 0 PB: 0 SB: 0 CS: 1	PA: 39		
PITCHER	IP WLS BF H R ER SO BB IBB HBP BLK WP HR S P ERA WHIP																								
Jerry Reuss, L ERA: 4.85 Chuck Taylor, R ERA: 2.89 Tom Hilgendorf, L ERA: 2.35	(1, 1) (8, 1) (9, 1)	7.1 0.2 2.0	L	28 2 8	5 1 2	4 0 1	4 0 1	4 0 2	4 0 1	4 0 2	4 0 1	4 0 1	4 0 1	4 0 1	4 0 1	4 0 1	4 0 1	4 0 1	4 0 1	4 0 1	4 0 1	4 0 1	4 0 1	4.91 0.00 4.50	0.955 1.500 1.500


livebaseballscores.com

AB 34
R 5
H 8
RBI 5
BB 3
SO 6
LOB 6



Batter	1	2	3	4	5	6	7	8	9	10	AB	R	H	RBI	BB	SO	LOB
Lou Brock, L OBP: 0.365, SLG: 0.427 (1, 7)	0-3 K	0-3 K			0-0 4-3	0-0 HR		0-0 G3		0-0 3-1	6	1	1	2	0	2	3
Julian Javier, R OBP: 0.291, SLG: 0.312 (1, 4)	0-0 BB 1B		0-3 K		0-0 1B FC5-4	0-0 F7		0-0 F7			5	1	2	0	0	1	1
Carl Taylor, R OBP: 0.371, SLG: 0.422 (1, 9)	4-0 BB		0-0 5-3		0-0 1B FC5-4		0-0 F9		0-0 F6		3	0	1	0	1	0	0
Joe Hague, L OBP: 0.370, SLG: 0.434 (8, 3)	1-2 BB				1-3 1B						1	0	0	0	0	0	0
Dick Allen, R OBP: 0.374, SLG: 0.552 (1, 3)	4-0 BB		4-0 BB		0-0 FC5-4		4-0 3B BB		4-0 1B BB		1	0	0	1	2	0	1
Jim Beauchamp, R OBP: 0.333, SLG: 0.338 (5, PR)					WP 1-2f						0	1	0	0	1	0	0
Leron Lee, L OBP: 0.290, SLG: 0.330 (8, 9)	1-2 2-3 BB				1-2f 3-H						0	0	0	0	1	0	0
Joe Torre, R OBP: 0.393, SLG: 0.488 (1, 5)	0-0 F6		0-0 F3		4-0 BB		0-0 F7		0-0 1B 1-2		4	0	1	0	1	0	5
Jose Cardenal, R OBP: 0.352, SLG: 0.432 (1, 8)	0-0 F2				1-2 2-3 BB		0-0 3B		0-0 1B 1-3 2-H		5	0	3	1	0	1	6
Ted Simmons, S OBP: 0.307, SLG: 0.299 (1, 2)		0-0 F9		0-3 K		0-0 6-3		0-0 F5		0-0 FC1-6 1B	5	0	1	0	0	1	2
Dal Maxvill, R OBP: 0.319, SLG: 0.230 (1, 6)		4-0 BB			0-0 F8		4-0 SH3-4 HR BB		4-0 G3 BB		2	1	0	0	3	0	2
Jerry Reuss, L OBP: 0.160, SLG: 0.167 (8, 1)		0-3 K		0-3 K		0-0 SH3-4		0-3 K		0-0 FC4-6	2	0	0	0	0	2	2
Bob Gibson, R OBP: 0.353, SLG: 0.410 (8, PH)											0	0	0	0	0	0	0
Tom Hilgendorf, S OBP: 0.353, SLG: 0.410 (9, 1)											1	0	0	0	0	1	1
Vic Davalillo, L OBP: 0.375, SLG: 0.462 (10, PH)											0	0	0	0	0	0	0

BOTTOM	
San Francisco Giants @ St. Louis Cardinals Busch Stadium, St. Louis, MO Fri Aug 14 1970, 7:05 PM CDT Att: 36,349 - Unknown	
AB 36	
R 4	
H 9	
RBI 4	
BB 9	
SO 8	
LOB 24	
WP: 1 PA: 46	
FB: 0	
SB: 1	
CS: 0	



Inning Stats																	
R	H	E	K	S	P	R	H	E	K	S	P	R	H	E	K	S	P
0	1	0	1	6	14	0	0	0	2	7	11	0	0	0	5	8	7

PITCHER																
IP	WLS	BF	H	R	ER	SO	BB	IBB	HBP	BLK	WP	HR	S	P	ERA	WHIP
6.2		33	6	4	4	7	7	0	0	0	1	1	40	68	5.40	1.950
2.2	W	11	3	0	0	1	2	0	0	0	0	0	11	19	0.00	1.875
0.2	S	2	0	0	0	0	0	0	0	0	0	0	2	2	0.00	0.000

Batter	1	2	3	4	5	6	7	8	9	AB R H RBI BB SO LOB	TOP											
Bobby Bonds, R (1, 9) OBP: 0.387, SLG: 0.500	0-0 6-3		0-0 F5			0-0 HR		0-0 F7		4 1 1 1 0 0 1												
Tito Fuentes, S (1, 4) OBP: 0.301, SLG: 0.328	0-0 5-3		0-0 6-3			0-0 F8		0-0 1B		4 0 1 0 0 0 0												
Willie Mays, R (1, 8) OBP: 0.376, SLG: 0.500	4-0 BB			0-0 F8		0-0 F4		0-3 K		3 0 0 0 1 1 1												
Willie McCovey, L (1, 3) OBP: 0.424, SLG: 0.598	0-0 4-3			0-0 F8		0-0 F9			0-0 HR	4 1 1 1 0 0 1												
Ken Henderson, S (1, 7) OBP: 0.410, SLG: 0.487		0-0 4-3		0-0 F8			0-0 F7		0-0 1B	4 1 1 0 0 0 0												
Dick Dietz, R (1, 2) OBP: 0.431, SLG: 0.557					0-0 F8			0-0 F2		4 0 1 0 0 0 1												
Jim Ray Hart, R (1, 5) OBP: 0.354, SLG: 0.453						0-0 5-3		4-0 1B		3 0 1 0 1 1 1												
Hal Lanier, R (1, 6) OBP: 0.265, SLG: 0.285						0-0 FC6-4		0-0 FC5-4		4 0 2 1 0 0 2												
Frank Reberger, L (1, 1) OBP: 0.200, SLG: 0.233									0-0 1B	2 0 0 0 0 0 1 1												
Mike Davison, L (7, 1)									0-0 5-3	0 0 0 0 0 0 0 0												
Ron Hunt, R (8, PH) OBP: 0.454, SLG: 0.395									0-0 1B	1 0 1 0 0 0 0 0												
Don Mason, L (8, PR) OBP: 0.229, SLG: 0.100									0-0 1B	0 0 0 0 0 0 0 0												
Don Carrithers, R (8, 1)									0-0 1B	0 0 0 0 0 0 0 0												
Bob Taylor, L (8, PH) OBP: 0.309, SLG: 0.263									0-0 1B	0 0 0 0 0 0 0 0												
Al Gallagher, R (9, PH) OBP: 0.339, SLG: 0.382									0-0 1B	1 0 0 0 0 0 0 1												
Jerry Johnson, R (9, 1)									0-0 1B	0 0 0 0 0 0 0 0												
Inning Stats	R: 0 E: 0 K: 0 S: 3	H: 0 LOB: 1 BB: 1 P: 7	R: 0 E: 0 K: 1 S: 6	H: 1 LOB: 1 BB: 0 P: 6	R: 0 E: 0 K: 1 S: 5	H: 0 LOB: 0 BB: 0 P: 5	R: 0 E: 0 K: 0 S: 3	H: 0 LOB: 0 BB: 0 P: 3	R: 0 E: 0 K: 0 S: 4	H: 1 LOB: 1 BB: 0 P: 4	R: 1 E: 0 K: 0 S: 4	H: 1 LOB: 0 BB: 0 P: 4	R: 0 E: 0 K: 0 S: 4	H: 1 LOB: 1 BB: 0 P: 4	R: 0 E: 0 K: 1 S: 6	H: 2 LOB: 1 BB: 0 P: 6	R: 2 E: 0 K: 0 S: 5	H: 3 LOB: 1 BB: 1 P: 9	1B: 7 2B: 0 3B: 0 HR: 2	SF: 0 SAC: 0 DP: 0 HBP: 0	WP: 0 PB: 0 SB: 1 CS: 0	PA: 36
PITCHER	IP WLS BF H R ER SO BB IBB HBP BLK WP HR S P ERA WHIP																					
Nelson Briles, R (1, 1) ERA: 6.69	8.2 L 35 9 3 3 3 1 1 0 0 0 2 39 47 3.12 1.154																					
Tom Hilgendorf, L (9, 1) ERA: 2.25	0.1 1 0 0 0 0 0 0 0 0 0 0 1 1 0.00 0.000																					

San Francisco Giants @ St. Louis Cardinals
 Busch Stadium, St. Louis, MO
 Sat Aug 15 1970, 7:05 PM CDT
 Att: 35,835 - Unknown

livebaseballscorecards.com

AB	34
R	3
H	9
RBI	3
BB	2
SO	3
LOB	9



Batter	1	2	3	4	5	6	7	8	9	AB	R	H	RBI	BB	SO	LOB
Lou Brock, L (1, 7) OBP: 0.364, SLG: 0.425	0-3 K		0-3 K F9 2B		0-0 FC4-6 1B		0-0 G4-6-3 1-2f			4	1	1	0	0	2	2
Julian Javier, R (1, 4) OBP: 0.288, SLG: 0.309	0-3 K		0-0 F9 1-3		0-0 FC4-6 1-2f			0-0 F8		4	0	0	0	0	1	2
Carl Taylor, R (1, 9) OBP: 0.373, SLG: 0.426	0-0 F3		0-0 2B 3-H		0-0 F9			4-0 BB		3	0	1	1	1	0	1
Joe Torre, R (1, 5) OBP: 0.391, SLG: 0.486		0-0 1B BB SF9 1B	0-3 K		0-0 4-3			0-3 K		4	1	1	0	0	2	2
Joe Hague, L (1, 3) OBP: 0.365, SLG: 0.428		0-3 K	0-0 4-3		0-0 4-3			0-3 K		4	0	0	0	0	2	3
Jose Cardenal, R (1, 8) OBP: 0.351, SLG: 0.429		4-0 SF9 1B 1-2 BB		0-0 F6		0-3 K		0-3 K		3	0	0	0	1	2	0
Ted Simmons, S (1, 2) OBP: 0.312, SLG: 0.299		0-0 1B 1-2 2-3		0-0 3-1		4-0 BB BB		0-3 K		3	0	1	0	1	1	0
Dal Maxvill, R (1, 6) Vic Davalillo, L (9, PH) OBP: 0.316, SLG: 0.229 OBP: 0.373, SLG: 0.458		0-0 SF9 2-3 3-H		0-0 F9		0-0 P1		0-0 1-3		2	0	0	1	0	0	1
Nelson Briles, R (1, 1) Tom Hilgendorf, S (9, 1) OBP: 0.179, SLG: 0.296		0-0 1-3		0-0 F6		4-0 BB 1-2 G4-6-3 BB				1	0	0	0	0	0	0

Inning Stats	R: 0	H: 0	E: 0	K: 2	S: 7	H: 0	LOB: 0	BB: 0	P: 7	R: 1	H: 2	E: 0	K: 1	S: 7	H: 1	LOB: 2	BB: 1	P: 11	R: 1	H: 1	E: 1	K: 2	S: 9	R: 0	H: 0	E: 0	K: 0	S: 3	R: 0	H: 1	E: 0	K: 0	S: 4	R: 0	H: 0	E: 0	K: 1	S: 5	H: 0	LOB: 0	BB: 0	P: 5	R: 0	H: 0	E: 0	K: 0	S: 2	R: 0	H: 0	E: 0	K: 2	S: 7	H: 0	LOB: 1	BB: 1	P: 11	R: 0	H: 0	E: 0	K: 2	S: 7	H: 0	LOB: 0	BB: 0	P: 7	1B: 3	2B: 1	3B: 0	HR: 0	SF: 1	SAC: 0	DP: 1	HBP: 0	WP: 0	PA: 35
--------------	------	------	------	------	------	------	--------	-------	------	------	------	------	------	------	------	--------	-------	-------	------	------	------	------	------	------	------	------	------	------	------	------	------	------	------	------	------	------	------	------	------	--------	-------	------	------	------	------	------	------	------	------	------	------	------	------	--------	-------	-------	------	------	------	------	------	------	--------	-------	------	-------	-------	-------	-------	-------	--------	-------	--------	-------	--------

PITCHER	IP	WLS	BF	H	R	ER	SO	BB	IBB	HBP	BLK	WP	HR	S	P	ERA	WHIP
Frank Reberger, R (1, 1) ERA: 5.91	6.1		27	4	2	1	6	3	0	0	0	0	0	36	48	1.42	1.105
Mike Davison, L (7, 1) ERA: 6.6	0.2		1	0	0	0	0	0	0	0	0	0	0	1	1	0.00	0.000
Don Carrithers, R (8, 1) ERA: 4.73	1.0	W	4	0	0	0	2	1	0	0	0	0	0	7	11	0.00	1.000
Jerry Johnson, R (9, 1) ERA: 4.78	1.0	S	3	0	0	0	2	0	0	0	0	0	0	7	7	0.00	0.000

BOTTOM

San Francisco Giants @ St. Louis Cardinals
 Busch Stadium, St. Louis, MO
 Sat Aug 15 1970, 7:05 PM CDT
 Att. 35,835 - Unknown

livebaseballscorecards.com

AB 30
R 2
H 4
RBI 2
BB 4
SO 10
LOB 13



Batter	1	2	3	4	5	6	7	8	9	AB	R	H	RBI	BB	SO	LOB	TOP					
Bobby Bonds, R OBP: 0.387, SLG: 0.500 (1, 9) X	0-0 F9		0-3 K	0-3 K		4-0 IBB		FC1-5 2B		4	0	1	0	1	2	0						
Tito Fuentes, S OBP: 0.299, SLG: 0.324 (1, 4) X	0-0 4-3		4-0 BB BB BB		0-0 F7	0-0 F8		FC1-5 1B		4	0	0	0	1	0	4						
Willie Mays, R OBP: 0.371, SLG: 0.493 (1, 8) S S S	0-3 K		0-0 F8		0-0 6-3		0-0 F9	0-3 K		5	0	0	0	0	2	2						
Willie McCovey, L OBP: 0.426, SLG: 0.597 (1, 3) X		0-0 F8	4-0 BB BB		0-0 G3		0-0 3B	0-0 1B	0-0 1B	4	1	2	0	1	0	0						
Ken Henderson, S OBP: 0.412, SLG: 0.495 (1, 7) X		0-0 F4	4-0 BB BB BB			0-0 FC6-5	0-0 SF9	0-0 F4		4	1	2	1	1	0	2						
Dick Dietz, R OBP: 0.433, SLG: 0.557 (1, 2) X		0-0 BB	0-0 6-3			4-0 FC6-5	4-0 SF9		0-0 WP	2	2	1	0	2	0	3						
Russ Gibson, R OBP: 0.324, SLG: 0.344 (7, 2) X		1B				BB	BB		1B	1	0	1	0	0	0	0						
Jim Ray Hart, R OBP: 0.357, SLG: 0.460 (1, 5) B B B B		4-0 1B		0-0 E	0-0 5-3	0-0 FC6-5	0-0 SF9	0-0 F2		2	1	1	1	1	0	2						
Al Gallagher, R OBP: 0.337, SLG: 0.381 (7, 5) X		1-2 BB		1-2 2-3f		1-2 2-3f	1-2 3-H	1-2 F2		1	0	0	0	0	0	1						
Hal Lanier, R OBP: 0.270, SLG: 0.287 (1, 6) X		0-0 1B		0-3 K	0-3 K	0-0 E7	4-0 IBB	0-0 5-3		4	0	2	2	1	1	2						
Ron Bryant, S OBP: 0.125, SLG: 0.067 (1, 1) X		0-0 3-1		0-0 K	0-0 5-3	0-0 6-3	0-0 6-3	0-3 K		4	0	0	1	0	0	6						
Jerry Johnson, R (8, 1) X				3-H						1	0	0	0	0	1	1						
Inning Stats	R: 0 E: 0 K: 1 S: 5	H: 0 LOB: 0 BB: 0 P: 5	R: 1 E: 0 K: 0 S: 5	H: 2 LOB: 2 BB: 1 P: 9	R: 0 E: 0 K: 1 S: 5	H: 0 LOB: 3 BB: 3 P: 17	R: 1 E: 1 K: 2 S: 8	H: 1 LOB: 0 BB: 0 P: 8	R: 0 E: 0 K: 0 S: 3	H: 0 LOB: 0 BB: 0 P: 3	R: 1 E: 1 K: 0 S: 5	H: 2 LOB: 3 BB: 2 P: 13	R: 2 E: 0 K: 0 S: 5	H: 2 LOB: 2 BB: 2 P: 13	R: 0 E: 0 K: 1 S: 7	H: 2 LOB: 2 BB: 0 P: 7	R: 0 E: 0 K: 1 S: 6	H: 1 LOB: 1 BB: 0 P: 6	1B: 6 2B: 3 3B: 1 HR: 0	SF: 1 SAC: 0 DP: 0 HBP: 0	WP: 1 PB: 0 SB: 0 CS: 0	PA: 45
PITCHER	IP	WLS	BF	H	R	ER	SO	BB	IBB	HBP	BLK	WP	HR	S	P	ERA	WHIP					
Harry Parker, R ERA: 4.66 (1, 1)	2.2		14	2	1	1	2	4	0	0	0	0	0	14	30	3.38	2.250					
Reggie Cleveland, R ERA: 11.37 (3, 1)	3.2	L	19	5	4	3	2	2	1	0	0	0	0	20	32	7.36	1.909					
Frank Linzy, R ERA: 4.17 (7, 1)	0.0		0	0	0	0	0	0	0	0	0	0	0	0	0	∞	∞					
Tom Hilgendorf, L ERA: 2.0 (9, 1)	1.0		4	1	0	0	1	0	0	0	0	1	0	6	6	0.00	1.000					

San Francisco Giants @ St. Louis Cardinals
 Busch Stadium, St. Louis, MO
 Sun Aug 16 1970, 3:33 AM CDT
 Att: 28,093 - Unknown

livebaseballscorecards.com

AB 36
 R 5
 H 10
 RBI 5
 BB 8
 SO 6
 LOB 23



BOTTOM

San Francisco Giants @ St. Louis Cardinals
Busch Stadium, St. Louis, MO
 Sun Aug 16 1970, 3:33 AM CDT
 Att. 28,093 - Unknown

livebaseballscorecards.com

AB 33
R 2
H 7
RBI 1
BB 2
SO 5
LOB 13



WP: 0 PA: 35
 PB: 1
 SB: 1
 CS: 1

AB	R	H	RBI	BB	SO	LOB
4	0	2	0	0	1	1
4	0	1	0	0	0	2
3	1	0	0	1	0	2
3	1	1	0	1	1	2
4	0	1	1	0	0	1
4	0	0	0	0	0	2
4	0	1	0	0	1	0
3	0	0	0	0	1	2
1	0	0	0	0	0	0
1	0	0	0	0	1	0
0	0	0	0	0	0	0
1	0	1	0	0	0	0
0	0	0	0	0	0	0

Batter	1	2	3	4	5	6	7	8	9
Lou Brock, L OBP: 0.365, SLG: 0.426 (1, 7) <i>X</i>	0-0 CS 1B		0-0 1-3 ①		0-0 G6-4-3 1B			0-3 K ①	
Julian Javier, R OBP: 0.288, SLG: 0.308 (1, 4) <i>X</i>	0-0 5-3 1-2 ① ②		0-0 F8 ②		0-0 G6-4-3 1-2f			0-0 PB 1B 1-2	
Carl Taylor, R OBP: 0.371, SLG: 0.419 (1, 9) <i>B B B</i>	4-0 S 1B BB		0-0 1-3 ③			0-0 F8 ①		0-0 F8 1-2 2-3 ②	
Joe Torre, R OBP: 0.392, SLG: 0.485 (1, 5) <i>B B B</i>	4-0 E 1B BB 1-2			0-0 1B 1B <i>X</i>		0-3 K ②		0-0 F7 ③	
Jose Cardenal, R OBP: 0.350, SLG: 0.428 (1, 8) <i>X</i>	0-0 E9 1B 1-H 2-H			0-0 F7 ①		0-0 5-3 ③			0-0 F8 ①
Joe Hague, L OBP: 0.361, SLG: 0.422 (1, 3) <i>X</i>	0-0 F2 ③			0-0 F7 ②			0-0 L3 ①		0-0 4-3 ②
Ted Simmons, S OBP: 0.310, SLG: 0.298 (1, 2) <i>S S S</i>		0-3 K ①		0-0 FC5-4 1B 1-2 <i>X</i>			0-0 4-3 ②		0-0 E4 ②
Dal Maxvill, R OBP: 0.313, SLG: 0.226 (1, 6) Vic Davalillo, L OBP: 0.370, SLG: 0.455 (9, PH)		0-0 1-3 ②		0-0 FC5-4 1-2f ③		0-3 K ③			0-0 F7 ③
Harry Parker, R OBP: 0.250, SLG: 0.250 (1, 1) Reggie Cleveland, R (3, 1) Frank Linzy, R (7, 1) Jim Beauchamp, R OBP: 0.342, SLG: 0.348 (8, PH) Tom Hilgendorf, S (9, 1)		0-0 G3 ③			0-3 K ①			0-0 PB 1B 1B	
Inning Stats	R: 2 H: 2 E: 1 LOB: 1 K: 0 BB: 2 S: 4 P: 12	R: 0 H: 0 E: 0 LOB: 0 K: 1 BB: 0 S: 5 P: 5	R: 0 H: 0 E: 0 LOB: 0 K: 0 BB: 0 S: 3 P: 3	R: 0 H: 2 E: 0 LOB: 2 K: 0 BB: 0 S: 5 P: 5	R: 0 H: 1 E: 0 LOB: 0 K: 1 BB: 0 S: 5 P: 5	R: 0 H: 0 E: 0 LOB: 0 K: 1 BB: 0 S: 5 P: 5	R: 0 H: 0 E: 0 LOB: 0 K: 1 BB: 0 S: 5 P: 5	R: 0 H: 2 E: 0 LOB: 2 K: 1 BB: 0 S: 7 P: 7	R: 0 H: 0 E: 1 LOB: 1 K: 0 BB: 0 S: 4 P: 4
PITCHER	IP WLS BF H R ER SO BB IBB HBP BLK WP HR S P ERA WHIP	IP WLS BF H R ER SO BB IBB HBP BLK WP HR S P ERA WHIP	IP WLS BF H R ER SO BB IBB HBP BLK WP HR S P ERA WHIP	IP WLS BF H R ER SO BB IBB HBP BLK WP HR S P ERA WHIP	IP WLS BF H R ER SO BB IBB HBP BLK WP HR S P ERA WHIP	IP WLS BF H R ER SO BB IBB HBP BLK WP HR S P ERA WHIP	IP WLS BF H R ER SO BB IBB HBP BLK WP HR S P ERA WHIP	IP WLS BF H R ER SO BB IBB HBP BLK WP HR S P ERA WHIP	IP WLS BF H R ER SO BB IBB HBP BLK WP HR S P ERA WHIP
Ron Bryant, L ERA: 5.71 (1, 1)	7.1 W 29 H 7 R 2 ER 1 SO 5 BB 2 IBB 0 HBP 0 BLK 0 WP 0 HR 0 S 37 P 45 ERA 1.23 WHIP 1.227	1.2 S 6 H 0 R 0 ER 0 SO 0 BB 0 IBB 0 HBP 0 BLK 0 WP 0 HR 0 S 6 P 6 ERA 0.00 WHIP 0.000							

Batter	1	2	3	4	5	6	7	8	9	AB R H RBI BB SO LOB	TOP																
Bobby Bonds, R (1, 9) OBP: 0.387, SLG: 0.500	0-0 F8	0-0 E 2B 2B			0-0 6-3			0-3 K BB BB	4-0 1-2 2-3 BB	4 0 1 1 1 1 0	San Francisco Giants @ Pittsburgh Pirates Three Rivers Stadium, Pittsburgh, PA Mon Aug 17 1970, 7:05 PM EDT Att: 21,148 - Unknown																
Tito Fuentes, S (1, 4) OBP: 0.294, SLG: 0.318	0-0 F8	0-0 F5			0-0 F8			0-0 F8	0-0 F9	5 0 0 0 0 0 4																	
Willie Mays, R (1, 8) OBP: 0.373, SLG: 0.493	0-0 1B 1B				0-0 6-3			0-0 HR 1B		4 1 2 0 0 0 0																	
Willie McCovey, L (1, 3) OBP: 0.427, SLG: 0.604	0-0 1-3 1B				0-0 6-3		0-3 K	0-0 1-H HR		4 1 2 2 0 1 0																	
Ken Henderson, S (1, 7) OBP: 0.409, SLG: 0.490	0-0 F8				0-3 K		0-3 K	0-0 F8		4 0 0 0 0 2 2																	
Dick Dietz, R (1, 2) OBP: 0.432, SLG: 0.553		0-3 K			0-0 F9		0-0 F9		0-0 1B FC6-2 1B	4 0 1 0 0 1 0																	
Jim Ray Hart, R (1, 5) OBP: 0.366, SLG: 0.468		0-0 1B E 1B			0-0 2B 1B		0-0 5-3		0-0 FC5 FC6-2 1B	4 2 3 0 0 0 0																	
Hal Lanier, R (1, 6) OBP: 0.272, SLG: 0.293		0-0 E9 2B 1B			0-0 1-H 2B		0-0 F4		0-0 FC6-2 BB FC5	4 1 2 1 0 0 2																	
Gaylord Perry, R (1, 1) OBP: 0.118, SLG: 0.185		0-0 5-3			0-0 F8		0-3 K		0-0 FC5 BB	4 0 0 0 0 1 3																	
Inning Stats	R: 0 E: 0 K: 0 S: 5	H: 2 LOB: 2 BB: 0 P: 5	R: 2 E: 2 K: 1 S: 8	H: 3 LOB: 1 BB: 0 P: 8	R: 0 E: 0 K: 1 S: 5	H: 0 LOB: 0 BB: 0 P: 5	R: 1 E: 2 K: 0 S: 4	H: 2 LOB: 0 BB: 0 P: 4	R: 0 E: 0 K: 2 S: 7	H: 0 LOB: 0 BB: 0 P: 7	R: 0 E: 0 K: 1 S: 5	H: 0 LOB: 0 BB: 0 P: 5	R: 2 E: 0 K: 1 S: 7	H: 2 LOB: 0 BB: 0 P: 7	R: 0 E: 0 K: 0 S: 5	H: 2 LOB: 3 BB: 1 P: 9	1B: 8 2B: 2 3B: 0 HR: 1	SF: 0 SAC: 0 DP: 0 HBP: 0	WP: 0 PB: 0 SB: 0 CS: 0	PA: 38							
PITCHER	IP WLS BF H R ER SO BB IBB HBP BLK WP HR S P ERA WHIP																										
Bob Moose, R (1, 1) ERA: 4.02	5.0		21	7	3	2	2	0	0	0	0	0	0	25	25	3.60	1.400										
Bruce Dal Canton, R (6, 1) ERA: 4.44	3.0	L	13	4	2	2	4	0	0	0	0	0	1	21	21	6.00	1.333										
John Lamb, R (9, 1) ERA:	1.0		4	0	0	0	0	1	0	0	0	0	0	3	7	0.00	1.000										

livebaseballscores.com

AB	37
R	5
H	11
RBI	4
BB	1
SO	6
LOB	11



Batter	1	2	3	4	5	6	7	8	9	AB R H RBI BB SO LOB
Matty Alou, L OBP: 0.316, SLG: 0.340 (1, 8)	0-0 E6 1-2 2-3		0-0 4-3		0-0 E5 G4-6-3 1-2 2-3 HR		0-0 F9		0-0 1-3	5 1 0 0 0 0 2
Dave Cash, R OBP: 0.381, SLG: 0.468 (1, 4)	0-0 G1-6-4-3 1-2f		0-0 1B		0-0 G4-6-3 1-2 2-3 3-H 1B		0-3 K			4 0 2 1 0 1 1
Roberto Clemente, R OBP: 0.405, SLG: 0.571 (1, 9)	0-0 FC4-6 1B		0-0 1-3		0-0 G4-6-3 1-2f 2-3 3-H			0-0 4-3		4 0 1 0 0 0 3
Willie Stargell, L OBP: 0.334, SLG: 0.542 (1, 7)	0-0 FC4-6 1-2f			0-3 K	0-0 HR			0-0 1-3		4 1 1 2 0 1 1
Al Oliver, L OBP: 0.333, SLG: 0.450 (1, 3)		0-0 3-1		0-0 1B	0-0 F8			0-0 1B 1B		4 0 2 0 0 0 0
Manny Sanguillen, R OBP: 0.328, SLG: 0.428 (1, 2)		0-0 G3		0-0 F9		0-0 6-3		0-0 1-2 1B		4 0 1 0 0 0 1
Jose Pagan, R OBP: 0.318, SLG: 0.396 (1, 5)		0-0 1B		0-0 F8		0-0 F8		0-3 K		4 0 1 0 0 1 3
Gene Alley, R OBP: 0.297, SLG: 0.368 (1, 6)		0-0 F9			0-0 E 1B 1B		0-0 4-3		0-0 F3	4 1 1 0 0 0 1
Bob Moose, R OBP: 0.260, SLG: 0.205 (1, 1)			0-0 5-3		0-0 1B G4-6-3 1-2 1B		0-3 K		0-0 F9	1 0 0 0 0 0 0 1 1 1 0 0 0 0 1 0 0 0 0 1 0 0 0 0 0 0 0 0 1 0 0 0 0 0 0

Inning Stats	R: 0	H: 1	E: 1	K: 0	S: 4	LOB: 1	BB: 0	P: 4	R: 0	H: 1	E: 0	K: 0	S: 4	LOB: 1	BB: 0	P: 4	R: 0	H: 1	E: 0	K: 1	S: 6	LOB: 1	BB: 0	P: 6	R: 4	H: 4	E: 1	K: 0	S: 7	LOB: 0	BB: 0	P: 7	R: 0	H: 0	E: 0	K: 2	S: 7	LOB: 0	BB: 0	P: 7	R: 0	H: 2	E: 0	K: 1	S: 7	LOB: 2	BB: 0	P: 7	R: 0	H: 0	E: 0	K: 0	S: 3	LOB: 0	BB: 0	P: 3	1B: 9	2B: 0	3B: 0	HR: 1	SF: 0	SAC: 0	DP: 2	HBP: 0	WP: 0	PA: 37
--------------	------	------	------	------	------	--------	-------	------	------	------	------	------	------	--------	-------	------	------	------	------	------	------	--------	-------	------	------	------	------	------	------	--------	-------	------	------	------	------	------	------	--------	-------	------	------	------	------	------	------	--------	-------	------	------	------	------	------	------	--------	-------	------	-------	-------	-------	-------	-------	--------	-------	--------	-------	--------

PITCHER	IP	WLS	BF	H	R	ER	SO	BB	IBB	HBP	BLK	WP	HR	S	P	ERA	WHIP	PITCHER	IP	WLS	BF	H	R	ER	SO	BB	IBB	HBP	BLK	WP	HR	S	P	ERA	WHIP																
Gaylord Perry, R ERA: 3.5 (1, 1)	9.0	W	37	10	4	0	4	0	0	0	0	0	1	45	45	0.00	1.111																																		

BOTTOM

San Francisco Giants @ Pittsburgh Pirates
Three Rivers Stadium, Pittsburgh, PA

Mon Aug 17 1970, 7:05 PM EDT
Att. 21,148 - Unknown

livebaseballscores.com

AB	37
R	4
H	10
RBI	3
BB	0
SO	4
LOB	12



Batter	1	2	3	4	5	6	7	8	9	AB R H RBI BB SO LOB	TOP											
Bobby Bonds, R (1, 8) OBP: 0.386, SLG: 0.498	0-0 3-1		0-0 G3-6-3 2-H 1B		0-0 F8		0-0 1-3			4 0 1 1 0 0 0	San Francisco Giants @ Pittsburgh Pirates Three Rivers Stadium, Pittsburgh, PA Tue Aug 18 1970, 7:05 PM EDT Att: 25,325 - Unknown											
Tito Fuentes, S (1, 4) OBP: 0.294, SLG: 0.314	4-0 BB BB		0-0 G3-6-3 1-2f		0-0 4-3			0-0 F6		3 0 0 0 1 0 1												
Ken Henderson, S (1, 9) OBP: 0.409, SLG: 0.489	0-0 F9		4-0 BB		0-0 FC5 1B 1B			0-0 1-3		3 0 1 0 1 0 1												
Willie McCovey, L (1, 3) OBP: 0.427, SLG: 0.602	4-0 BB 1-2 BB		0-3 K		0-3 K			0-0 BB 1B		3 0 1 0 1 2 2												
Dick Dietz, R (1, 2) OBP: 0.432, SLG: 0.552	0-0 F2			0-0 F9		0-0 1-2 1B		4-0 BB 1-2 BB		3 0 1 0 1 0 2												
Jim Ray Hart, R (1, 7) OBP: 0.364, SLG: 0.481		0-0 F4		0-0 HR		0-0 F9		0-3 K		4 1 1 1 0 1 4												
Ron Hunt, R (1, 5) OBP: 0.403, SLG: 0.393		0-0 F7		0-0 G6-4-3 1B		0-0 FC5 2-3f		0-0 F4		4 0 1 0 0 0 2												
Hal Lanier, R (1, 6) OBP: 0.273, SLG: 0.291		0-0 F6		0-0 G6-4-3 1-2f		4-0 BB L1-3 BB		0-0 G4-3 1B		2 0 0 0 1 0 1												
John Stephenson, L (9, PH) OBP: 0.115, SLG: 0.080								0-0 G4-3 1B		1 0 1 0 0 0 0												
Skip Pitlock, L (1, 1) OBP: 0.150, SLG: 0.316			0-0 K		0-3 K		0-0 L1-3 1-2	0-0 G4-3 1B 1-2f		2 1 1 0 0 1 0												
Bob Taylor, L (7, PH) OBP: 0.305, SLG: 0.259										1 0 0 0 0 0 1												
Don Carrithers, R (7, 1)										0 0 0 0 0 0 0												
Rich Robertson, R (7, 1) OBP: 0.100, SLG: 0.260			1B 2B							0 0 0 0 0 0 0												
Al Gallagher, R (9, PH) OBP: 0.336, SLG: 0.379										1 0 0 0 0 0 1												
Inning Stats	R: 0 E: 0 K: 0 S: 3	H: 0 LOB: 2 BB: 2 P: 11	R: 0 E: 0 K: 0 S: 3	H: 0 LOB: 0 BB: 0 P: 3	R: 1 E: 0 K: 1 S: 6	H: 2 LOB: 1 BB: 1 P: 10	R: 1 E: 0 K: 0 S: 4	H: 2 LOB: 0 BB: 0 P: 4	R: 0 E: 0 K: 1 S: 5	H: 0 LOB: 0 BB: 0 P: 5	R: 0 E: 0 K: 1 S: 7	H: 2 LOB: 2 BB: 0 P: 7	R: 0 E: 0 K: 0 S: 2	H: 0 LOB: 0 BB: 1 P: 6	R: 0 E: 0 K: 1 S: 6	H: 1 LOB: 2 BB: 1 P: 10	R: 0 E: 0 K: 0 S: 3	H: 1 LOB: 0 BB: 0 P: 3	1B: 6 2B: 2 3B: 0 HR: 1	SF: 0 SAC: 0 DP: 4 HBP: 0	WP: 0 PB: 0 SB: 0 CS: 0	PA: 36
PITCHER	IP WLS BF H R ER SO BB IBB HBP BLK WP HR S P ERA WHIP																					
Steve Blass, R (1, 1) ERA: 3.44	7.0 W 28 6 2 2 3 4 0 0 0 0 0 1 30 46 2.57 1.429																					
Dave Giusti, R (8, 1) ERA: 3.27	2.0 S 8 2 0 0 1 1 0 0 0 0 0 0 9 13 0.00 1.500																					

livebaseballscorecards.com

AB	31
R	2
H	8
RBI	2
BB	5
SO	4
LOB	15



Batter	1	2	3	4	5	6	7	8	9	AB	R	H	RBI	BB	SO	LOB
Matty Alou, L OBP: 0.315, SLG: 0.341 (1, 8)	0-0 F5		0-0 6-3 1B 2B	0-0 F9		0-0 FC1-6 PO 1-2f		0-0 5-3		5	1	1	0	0	0	1
Dave Cash, R OBP: 0.375, SLG: 0.454 (1, 4)	0-0 6-3		0-0 6-3 2-3	0-0 F8		0-0 PO 1-2	4-0 1B BB	0-0 4-3		4	1	0	0	1	0	1
Roberto Clemente, R OBP: 0.406, SLG: 0.569 (1, 9)	4-0 BB		0-0 F5	0-0 4-3			0-0 1B HR 1B			3	1	1	0	1	0	1
Manny Sanguillen, R OBP: 0.332, SLG: 0.432 (1, 2)	0-0 F7		0-0 3B 1B		0-0 1B		0-0 1B 1-3 2-H			4	1	3	2	0	0	1
Bob Robertson, R OBP: 0.390, SLG: 0.569 (1, 3)		0-3 K	0-0 1B 3B		0-3 K		0-0 HR			4	2	2	3	0	2	1
Al Oliver, L OBP: 0.332, SLG: 0.446 (1, 7)		0-0 F8	4-0 1B BB		0-0 F7		0-0 F7			3	0	0	0	1	0	1
Jose Pagan, R OBP: 0.328, SLG: 0.411 (1, 5)		0-0 2B	0-0 1B 1-3 3-H		0-3 K		0-0 1B			4	0	3	1	0	1	1
Gene Alley, R OBP: 0.302, SLG: 0.367 (1, 6)		4-0 IBB	4-0 IBB			H 1-0 FC5-6 HBP	0-0 1-3			1	0	0	0	2	0	1
Steve Blass, R OBP: 0.075, SLG: 0.096 Dave Giusti, R OBP: 0.333, SLG: 0.333 (1, 1) (8, 1)		0-3 K2-3	0-0 4-3			X 0-0 FC5-6 FC1-6 1-2f		0-0 F9		3	0	0	0	0	1	6
										1	0	0	0	0	0	0

Inning Stats	R: 0	H: 0	E: 0	K: 0	S: 3	R: 0	H: 1	E: 0	K: 2	S: 8	R: 3	H: 4	E: 0	K: 0	S: 7	R: 0	H: 0	E: 0	K: 0	S: 3	R: 0	H: 1	E: 0	K: 2	S: 8	R: 0	H: 0	E: 0	K: 0	S: 3	R: 3	H: 4	E: 0	K: 0	S: 6	R: 0	H: 0	E: 0	K: 0	S: 3	R: 0	H: 0	E: 0	K: 0	S: 3	1B: 6	SF: 0	2B: 2	SAC: 0	3B: 1	DP: 0	HR: 1	HBP: 1	WP: 0	PA: 39
--------------	------	------	------	------	------	------	------	------	------	------	------	------	------	------	------	------	------	------	------	------	------	------	------	------	------	------	------	------	------	------	------	------	------	------	------	------	------	------	------	------	------	------	------	------	------	-------	-------	-------	--------	-------	-------	-------	--------	-------	--------

PITCHER	IP	WLS	BF	H	R	ER	SO	BB	IBB	HBP	BLK	WP	HR	S	P	ERA	WHIP
Skip Pitlock, L ERA: 4.5 (1, 1)	6.0	L	28	6	3	3	4	2	2	1	0	0	0	31	48	4.50	1.333
Don Carrithers, R ERA: 6.59 (7, 1)	0.1		4	3	3	3	0	1	0	0	0	0	1	3	7	81.00	12.000
Rich Robertson, R ERA: 5.2 (7, 1)	1.2		6	1	0	0	0	0	0	0	0	0	0	6	6	0.00	0.600

BOTTOM

San Francisco Giants @ Pittsburgh Pirates
Three Rivers Stadium, Pittsburgh, PA

Tue Aug 18 1970, 7:05 PM EDT
Att. 25,325 - Unknown

livebaseballscorecards.com

AB	32
R	6
H	10
RBI	6
BB	5
SO	4
LOB	14



Batter	1	2	3	4	5	6	7	8	9	AB R H RBI BB SO LOB	TOP									
Bobby Bonds, R (1, 9) OBP: 0.386, SLG: 0.499	0-3 K	0-0 5-3		0-0 G6-4-3 1B		0-3 K		0-0 3B 2B		5 1 2 2 0 2 1										
Ron Hunt, R (1, 4) OBP: 0.401, SLG: 0.392	0-0 5-3	0-0 1B 1B		0-0 G6-4-3 1-2f		0-0 F9		0-0 3B		4 0 1 0 0 0 2										
Tito Fuentes, S (7, 4) OBP: 0.296, SLG: 0.324										1 0 1 1 0 0 0										
Willie Mays, R (1, 8) OBP: 0.375, SLG: 0.493	0-0 1B 1B	0-0 1B 1B			4-0 HR BB		0-0 6-3	0-0 F6		4 2 2 0 1 0 1										
Willie McCovey, L (1, 3) OBP: 0.429, SLG: 0.607	4-0 1B BB	4-0 1B BB			0-0 HR 1-H		0-0 F7		0-0 F7	3 2 1 2 2 0 0										
Ken Henderson, S (1, 7) OBP: 0.407, SLG: 0.485	0-0 1B 1B	0-0 F8			0-0 F7		0-3 K		0-0 5-3	5 0 1 1 0 1 3										
Dick Dietz, R (1, 2) OBP: 0.436, SLG: 0.551	4-0 1B BB		0-0 G5-4-3 1B		4-0 G4-6-3 BB			4-0 FC1-6 2B BB	0-0 5-3	2 1 1 0 3 0 0										
Jim Ray Hart, R (1, 5) OBP: 0.363, SLG: 0.475	4-0 1B BB		0-0 G5-4-3		0-0 G4-6-3			4-0 FC1-6 BB		2 0 0 1 1 0 2										
Al Gallagher, R (5, 5) OBP: 0.339, SLG: 0.379	1-2 2-3 3-H		1-2f		1-2f			1-2 BB		0 0 0 0 1 0 0										
Hal Lanier, R (1, 6) OBP: 0.270, SLG: 0.288	0-0 6-3		0-0 6-3		0-0 F6			0-0 F3		4 0 0 0 0 0 5										
Juan Marichal, R (1, 1) OBP: 0.097, SLG: 0.068		0-0 6-3		0-0 6-3		0-0 1B		0-0 FC1-6 2B		4 1 1 0 0 0 2										
Inning Stats	R: 2 E: 0 K: 1 S: 7	H: 2 LOB: 3 BB: 3 P: 19	R: 0 E: 0 K: 0 S: 5	H: 2 LOB: 3 BB: 1 P: 9	R: 0 E: 0 K: 0 S: 3	H: 1 LOB: 0 BB: 0 P: 3	R: 0 E: 0 K: 0 S: 3	H: 1 LOB: 0 BB: 2 P: 11	R: 0 E: 0 K: 1 S: 6	H: 1 LOB: 1 BB: 0 P: 6	R: 0 E: 0 K: 1 S: 5	H: 0 LOB: 0 BB: 0 P: 5	R: 3 E: 0 K: 0 S: 5	H: 2 LOB: 1 BB: 2 P: 13	R: 0 E: 0 K: 0 S: 3	H: 0 LOB: 0 BB: 0 P: 3	1B: 7 2B: 1 3B: 1 HR: 1	SF: 0 SAC: 0 DP: 3 HBP: 0	WP: 0 PB: 0 SB: 0 CS: 0	PA: 42
PITCHER	IP WLS BF H R ER SO BB IBB HBP BLK WP HR S P ERA WHIP																			
Luke Walker, L (1, 1) ERA: 3.3	5.0 L 25 7 4 4 1 6 0 0 0 0 0 1 21 45 7.20 2.600																			
John Lamb, R (6, 1) ERA:	2.0 7 1 0 0 2 0 0 0 0 0 0 0 11 11 0.00 0.500																			
Orlando Pena, R (8, 1) ERA: 4.78	1.0 7 2 3 3 0 2 0 0 0 0 0 0 5 13 27.00 4.000																			
Joe Gibbon, L (9, 1) ERA: 4.55	1.0 3 0 0 0 0 0 0 0 0 0 0 0 3 3 0.00 0.000																			

San Francisco Giants @ Pittsburgh Pirates
Three Rivers Stadium, Pittsburgh, PA
 Wed Aug 19 1970, 7:05 PM EDT
 Att: 24,655 - Unknown

AB	34
R	7
H	10
RBI	7
BB	8
SO	3
LOB	16



BOTTOM

San Francisco Giants @ Pittsburgh Pirates
Three Rivers Stadium, Pittsburgh, PA

Wed Aug 19 1970, 7:05 PM EDT
Att. 24,655 - Unknown

livebaseballscorecards.com

AB	37
R	4
H	13
RBI	4
BB	1
SO	4
LOB	15



WP:	0	PA:	39
PB:	0	SB:	0
CS:	0		

AB R H RBI BB SO LOB

5	0	5	0	0	0	0
5	0	2	1	0	1	3
4	0	0	0	1	0	5
4	1	1	0	0	0	1
4	0	1	0	0	1	1
4	1	1	1	0	0	1
3	1	1	1	0	1	1
4	0	2	1	0	0	0
1	0	0	0	0	0	0
1	1	0	0	0	0	1
0	0	0	0	0	0	0
1	0	0	0	0	1	1
0	0	0	0	0	0	0
1	0	0	0	0	0	1
0	0	0	0	0	0	0

Batter	1	2	3	4	5	6	7	8	9
Matty Alou, L OBP: 0.321, SLG: 0.347 (1, 8)	0-0 G6-4-3 1B		0-0 1B		0-0 1-3 1B		0-0 1-2 1B		0-0 L4-3 1B
Dave Cash, R OBP: 0.376, SLG: 0.452 (1, 4)	0-0 G6-4-3 1-2f		0-0 F9		0-0 1-2 3-H 1B		0-0 1-2 1B		0-3 K
Al Oliver, L OBP: 0.330, SLG: 0.442 (1, 9)	4-0 BB			0-0 F6	0-0 1-3		0-0 4-3		0-0 L4-3
Willie Stargell, L OBP: 0.333, SLG: 0.541 (1, 7)	0-0 6-3			0-0 F7		0-0 F6		0-0 3B 2B	
Bob Robertson, R OBP: 0.388, SLG: 0.584 (1, 3)		0-3 K		0-0 F8		0-0 1B		0-0 F7	
Manny Sanguillen, R OBP: 0.332, SLG: 0.436 (1, 2)		0-0 5-3			0-0 F3	0-0 F7		0-0 2-H SF7 3B	
Jose Pagan, R OBP: 0.326, SLG: 0.415 (1, 5)		0-3 K			0-0 1B 2B	0-0 6-3		0-0 3-H SF7	
Gene Alley, R OBP: 0.304, SLG: 0.368 (1, 6)			0-0 6-3		0-0 2-H FC6-4 1B		0-0 E6 1B	0-0 1B	
Luke Walker, L OBP: 0.207, SLG: 0.148 (1, 1)			0-0 4-3		0-0 1-2f 1B		0-3 K	0-0 F3	
Gene Clines, R OBP: 0.615, SLG: 0.583 (5, PH)									
John Lamb, R (6, 1)									
Bill Mazerowski, R OBP: 0.290, SLG: 0.329 (7, PH)									
Orlando Pena, R (8, 1)									
Johnny Jeter, R OBP: 0.519, SLG: 0.356 (8, PH)									
Joe Gibbon, R (9, 1)									

Inning Stats	R: 0	H: 1	E: 0	LOB: 1	K: 0	BB: 1	S: 3	P: 7
	R: 0	H: 0	E: 0	LOB: 0	K: 2	BB: 0	S: 7	P: 7
	R: 0	H: 1	E: 0	LOB: 1	K: 0	BB: 0	S: 4	P: 4
	R: 0	H: 0	E: 0	LOB: 0	K: 0	BB: 0	S: 3	P: 3
	R: 2	H: 4	E: 0	LOB: 2	K: 0	BB: 0	S: 7	P: 7
	R: 0	H: 1	E: 0	LOB: 1	K: 0	BB: 0	S: 4	P: 4
	R: 0	H: 2	E: 1	LOB: 2	K: 1	BB: 0	S: 7	P: 7
	R: 2	H: 3	E: 0	LOB: 1	K: 0	BB: 0	S: 6	P: 6
	R: 0	H: 1	E: 0	LOB: 0	K: 1	BB: 0	S: 5	P: 5

PITCHER	IP	WLS	BF	H	R	ER	SO	BB	IBB	HBP	BLK	WP	HR	S	P	ERA	WHIP
Juan Marichal, R ERA: 4.45 (1, 1)	9.0	W	39	13	4	4	4	1	0	0	0	0	0	46	50	4.00	1.556

Batter	1	2	3	4	5	6	7	8	9	AB R H RBI BB SO LOB	TOP											
Don Kessinger, S (1, 6) OBP: 0.339, SLG: 0.370	0-3 K		0-0 F6		0-3 K		0-0 F8		0-0 F9	5 0 0 0 0 2 3	<p>Chicago Cubs @ San Francisco Giants</p> <p>Candlestick Park, San Francisco, CA</p> <p>Fri Aug 21 1970, 10:05 PM EDT</p> <p>Att: 7,086 - Unknown - 50 F</p> <p>livebaseballscorecards.com</p>											
Glenn Beckert, R (1, 4) OBP: 0.338, SLG: 0.368	0-0 4-3		0-0 6-3		0-0 4-3		4-0 BB		0-0 2B	4 0 1 0 1 0 2												
Billy Williams, L (1, 7) OBP: 0.388, SLG: 0.599	0-0 2B				4-0 IBB		0-0 F9		0-0 3-1	4 1 2 0 1 0 3												
Jim Hickman, R (1, 9) OBP: 0.425, SLG: 0.606	0-0 F4				0-0 K				0-0 1B	4 0 1 0 0 1 5												
Joe Pepitone, L (1, 8) OBP: 0.298, SLG: 0.459					0-0 2B				0-0 F7	4 0 1 1 0 0 1												
Willie Smith, L (1, 3) OBP: 0.273, SLG: 0.366					0-0 1B				0-0 E1	4 0 1 0 0 0 2												
Paul Popovich, S (1, 5) OBP: 0.329, SLG: 0.379					0-0 P1-3				0-3 K	4 0 0 0 0 1 4												
Randy Hundley, R (1, 2) OBP: 0.364, SLG: 0.449					4-0 SH				0-0 F7	3 0 0 0 1 0 3												
Bill Hands, R (1, 1) OBP: 0.239, SLG: 0.121					0-0 SH				0-3 K	1 0 0 0 0 1 0												
Juan Pizarro, L (6, 1)										0 0 0 0 1 0 0												
Cleo James, R (7, PR) OBP: 0.296, SLG: 0.309										0 0 0 0 0 0 0												
Phil Regan, R (7, 1)										0 0 0 0 0 0 0												
Al Spangler, L (9, PH) OBP: 0.250, SLG: 0.429										1 0 0 0 0 1 0												
Inning Stats	R: 0 E: 0 K: 1 S: 6	H: 1 LOB: 1 BB: 0 P: 6	R: 0 E: 0 K: 0 S: 4	H: 1 LOB: 1 BB: 0 P: 4	R: 0 E: 0 K: 1 S: 5	H: 0 LOB: 0 BB: 0 P: 5	R: 1 E: 0 K: 0 S: 5	H: 2 LOB: 1 BB: 0 P: 5	R: 0 E: 1 K: 2 S: 8	H: 0 LOB: 3 BB: 2 P: 16	R: 0 E: 0 K: 0 S: 3	H: 0 LOB: 0 BB: 0 P: 3	R: 0 E: 0 K: 0 S: 3	H: 0 LOB: 2 BB: 2 P: 11	R: 0 E: 1 K: 1 S: 7	H: 1 LOB: 2 BB: 0 P: 7	R: 0 E: 0 K: 1 S: 6	H: 1 LOB: 1 BB: 0 P: 6	1B: 3 2B: 3 3B: 0 HR: 0	SF: 0 SAC: 1 DP: 0 HBP: 0	WP: 0 PB: 1 SB: 0 CS: 0	PA: 39
PITCHER Frank Reberger, R (1, 1) ERA: 5.53	IP: 9.0 WLS: W BF: 39 H: 6 R: 1 ER: 1 SO: 6 BB: 3 IBB: 1 HBP: 0 BLK: 0 WP: 0 HR: 0 S: 47 P: 63 ERA: 1.00 WHIP: 1.000											PITCHER	IP: 9.0 WLS: W BF: 39 H: 6 R: 1 ER: 1 SO: 6 BB: 3 IBB: 1 HBP: 0 BLK: 0 WP: 0 HR: 0 S: 47 P: 63 ERA: 1.00 WHIP: 1.000									

AB	34
R	1
H	6
RBI	1
BB	4
SO	6
LOB	23



Batter	1	2	3	4	5	6	7	8	9	AB	R	H	RBI	BB	SO	LOB
Bobby Bonds, R OBP: 0.387, SLG: 0.499 (1, 9)	0-0 F8 ①		0-0 P5 ①		4-0 1B BB	0-0 BB 2B		0-0 4-3 ②		4	1	1	0	1	0	0
Tito Fuentes, S OBP: 0.298, SLG: 0.325 (1, 4) (7, 6)	0-0 G6-4-3 1B		0-0 4-3 ②		0-0 BB 1B SF7 1B	0-0 F9 ②		0-0 6-3 ③		5	1	2	0	0	0	2
Willie Mays, R OBP: 0.376, SLG: 0.492 (1, 8)	0-0 G6-4-3 1-2f		0-0 F3 ③		0-0 BB 1B 1-2 2-H	4-0 BB BB				3	0	1	1	1	0	1
Willie McCovey, L OBP: 0.434, SLG: 0.612 Frank Johnson, R OBP: 0.353, SLG: 0.375 (1, 3) (6, PR) (7, 7)		0-0 1B 6-3 2B		0-0 1B 1B	4-0 1-2 2-3 BB	4-0 1-2 2-3 3-H BB				2	2	2	1	2	0	0
Ken Henderson, S OBP: 0.406, SLG: 0.482 Ron Hunt, R OBP: 0.401, SLG: 0.392 (1, 7) (7, 4)		4-0 6-3 FC3-2 BB		0-0 F8 ①	0-0 F7 ①	0-0 K ③				3	0	0	0	1	1	7
Dick Dietz, R OBP: 0.437, SLG: 0.552 (1, 2)		0-0 FC3-2 1-2 2-3 1B		0-0 1B 1B	0-0 SF7 ②		0-3 K ①			3	0	2	1	0	1	0
Al Gallagher, R OBP: 0.337, SLG: 0.374 (1, 5)		0-0 6-3 ①		0-3 K ②	0-0 G3 ③		4-0 G6-4-3 BB			3	0	0	1	1	1	6
Hal Lanier, R OBP: 0.272, SLG: 0.290 (1, 6) (7, 3)		0-0 FC3-2 ②		0-0 1-2 2-H 1B		0-0 2B BB 1B	0-0 G6-4-3 ③			4	1	2	1	0	0	3
Frank Reberger, L OBP: 0.176, SLG: 0.206 (1, 1)		0-3 K ③		0-3 K ③		0-3 K ①		0-3 K ①		4	0	0	0	0	4	5

Inning Stats		R: 0	H: 1	E: 0	K: 0	S: 3	R: 1	H: 2	E: 0	K: 1	S: 7	R: 0	H: 0	E: 0	K: 0	S: 3	R: 1	H: 3	E: 0	K: 2	S: 10	R: 2	H: 2	E: 0	K: 0	S: 5	R: 1	H: 2	E: 0	K: 2	S: 9	R: 0	H: 0	E: 0	K: 1	S: 4	R: 0	H: 0	E: 0	K: 1	S: 5	R: 0	H: 0	E: 0	K: 1	S: 5							
Bill Hands, R ERA: 3.73 (1, 1)	IP: 5.2	WLS: L	BF: 30	H: 10	R: 5	ER: 5	SO: 4	BB: 4	IBB: 0	HBP: 0	BLK: 0	WP: 0	HR: 0	S: 34	P: 50	ERA: 7.94	WHIP: 2.471	Juan Pizarro, L ERA: 6.0 (6, 1)	IP: 0.1	WLS: L	BF: 2	H: 0	R: 0	ER: 0	SO: 1	BB: 1	IBB: 0	HBP: 0	BLK: 0	WP: 0	HR: 0	S: 3	P: 7	ERA: 0.00	WHIP: 3.000	Phil Regan, R ERA: 4.62 (7, 1)	IP: 2.0	WLS: L	BF: 6	H: 0	R: 0	ER: 0	SO: 2	BB: 1	IBB: 0	HBP: 0	BLK: 0	WP: 0	HR: 0	S: 9	P: 13	ERA: 0.00	WHIP: 0.500

BOTTOM

Chicago Cubs @ San Francisco Giants
Candlestick Park, San Francisco, CA

Fri Aug 21 1970, 10:05 PM EDT
Att. 7,086 - Unknown - 50 F

AB	31
R	5
H	10
RBI	5
BB	6
SO	7
LOB	24

livebaseballscorecards.com

GIANTS

WP: 0	PA: 38
PB: 0	SB: 0
CS: 0	

Chicago Cubs @ San Francisco Giants
Candlestick Park, San Francisco, CA

Sat Aug 22 1970, 6:33 AM EDT
Att. 11,046 - Unknown - 60 F

AB	42
R	15
H	18
RBI	14
BB	8
SO	4
LOB	20



AB	R	H	RBI	BB	SO	LOB
4	2	2	0	0	0	1
0	1	0	0	2	0	0
5	3	2	1	1	0	5
3	3	2	2	1	0	1
1	0	0	0	1	0	0
4	1	2	3	0	1	1
1	0	1	1	0	0	0
5	3	2	2	1	0	4
3	0	2	2	1	0	0
2	1	1	0	0	0	1
4	0	1	2	0	0	2
0	0	0	0	1	0	0
5	0	2	1	0	2	2
5	1	1	0	0	1	3

Batter	1	2	3	4	5	6	7	8	9
Don Kessinger, S (1, 6) OBP: 0.340, SLG: 0.375 Paul Popovich, S (6, 6) OBP: 0.337, SLG: 0.379	0-0 1B 3B	0-0 WP 1B 1B	0-0 F6		0-0 G5-4-3		4-0 BB 14 SF8 BB	4-0 BB	
Glenn Beckert, R (1, 4) OBP: 0.340, SLG: 0.369	0-0 HR 1B	0-0 E3 1B WP	0-0 6-3		4-0 2B BB		0-0 BB 1B	0-0 L6-4	
Billy Williams, L (1, 7) OBP: 0.391, SLG: 0.607 Cleo James, R (5, 7) OBP: 0.298, SLG: 0.307	0-0 F8	4-0 BB 1B 1B IBB		0-0 HR	0-0 2B		4-0 BB BB		0-0 5-3
Jim Hickman, R (1, 3) OBP: 0.426, SLG: 0.608 14 Ernie Banks, R (5, 3) OBP: 0.303, SLG: 0.458	0-3 K	0-0 BB BB 1B		0-0 4-3	0-0 2B		0-0 SF8		0-0 FC3-6 1B
Joe Pepitone, L (1, 8) OBP: 0.302, SLG: 0.469	0-0 HR	4-0 1B BB		0-0 2B	0-0 2B		0-0 3-1		0-0 FC3-6
Ron Santo, R (1, 5) OBP: 0.352, SLG: 0.451 Phil Gagliano, R (7, 5) OBP: 0.227, SLG: 0.171	0-0 3B	4-0 1B BB		0-0 2B		0-0 4-3		0-0 BB 1B	0-0 5-3
Johnny Callison, L (1, 9) OBP: 0.363, SLG: 0.468 Al Spangler, L (6, 9) OBP: 0.294, SLG: 0.429	0-0 F4	0-0 1B		0-0 F5		0-0 F9		4-0 1B BB	
Randy Hundley, R (1, 2) OBP: 0.366, SLG: 0.447		FC1-6 1B		0-0 5-3		0-3 K		0-0 L6-4 1B	
Ken Holtzman, R (1, 1) OBP: 0.253, SLG: 0.277		0-0 FC1-6 E 1B WP		0-0 F7		0-0 G5-4-3 1B		0-0 2-3	

Inning Stats	R: 3	H: 4	E: 0	LOB: 1	K: 1	BB: 0	S: 9	P: 9	R: 6	H: 4	E: 1	LOB: 1	K: 1	BB: 3	S: 9	P: 21	R: 0	H: 0	E: 0	LOB: 0	K: 0	BB: 0	S: 3	P: 3	R: 2	H: 3	E: 0	LOB: 1	K: 0	BB: 1	S: 5	P: 9	R: 0	H: 0	E: 0	LOB: 0	K: 1	BB: 0	S: 5	P: 5	R: 1	H: 1	E: 0	LOB: 2	K: 1	BB: 2	S: 6	P: 14	R: 1	H: 2	E: 0	LOB: 2	K: 0	BB: 2	S: 4	P: 12	R: 0	H: 1	E: 0	LOB: 1	K: 0	BB: 0	S: 4	P: 4	1B: 10	SF: 1	2B: 5	SAC: 0	3B: 2	DP: 2	HR: 2	HBP: 0	WP: 1	PA: 51	PB: 0	SB: 0	CS: 0
--------------	------	------	------	--------	------	-------	------	------	------	------	------	--------	------	-------	------	-------	------	------	------	--------	------	-------	------	------	------	------	------	--------	------	-------	------	------	------	------	------	--------	------	-------	------	------	------	------	------	--------	------	-------	------	-------	------	------	------	--------	------	-------	------	-------	------	------	------	--------	------	-------	------	------	--------	-------	-------	--------	-------	-------	-------	--------	-------	--------	-------	-------	-------

PITCHER	IP	WLS	BF	H	R	ER	SO	BB	IBB	HBP	BLK	WP	HR	S	P	ERA	WHIP
Gaylord Perry, R (1, 1) ERA: 3.73	1.1	L	13	7	8	7	1	0	1	0	0	1	1	14	18	47.25	5.250
Don Carrithers, R (2, 1) ERA: 7.47	2.0		11	4	3	3	1	2	0	0	0	0	1	11	19	13.50	3.000
Ron Bryant, L (4, 1) ERA: 5.87	3.0		15	4	3	3	2	3	0	0	0	0	0	16	28	9.00	2.333
Rich Robertson, R (7, 1) ERA: 5.21	1.2		8	2	1	1	0	2	0	0	0	0	0	6	14	5.40	2.400
Mike Davison, L (9, 1) ERA: 6.39	1.0		4	1	0	0	0	0	0	0	0	0	0	4	4	0.00	1.000

Batter	1	2	3	4	5	6	7	8	9	AB R H RBI BB SO LOB
Bobby Bonds, R OBP: 0.384, SLG: 0.495 (1, 8)	0-0 F3			0-0 F4		0-0 F3			0-0 E5 FC4-6	4 0 0 0 0 0 0
Tito Fuentes, S OBP: 0.294, SLG: 0.321 (1, 4)	0-0 4-3			0-0 G3			0-0 F9		0-0 P6	4 0 0 0 0 0 1
Ken Henderson, S OBP: 0.402, SLG: 0.477 (1, 9)	0-0 5-3			0-0 F8			0-0 P6-3		0-3 K	4 0 0 0 0 1 1
Willie McCovey, L OBP: 0.432, SLG: 0.609 (1, 3)		0-0 F4			0-3 K		4-0 FC6-4 BB		0-0 FC4-6	2 0 0 0 0 1 0
Jim Ray Hart, R OBP: 0.365, SLG: 0.472 (6, 7)										1 0 0 0 1 0 1
Dick Dietz, R OBP: 0.437, SLG: 0.551 (1, 2)		0-3 K			4-0 BB		0-0 FC6-4			1 0 0 0 1 1 0
Russ Gibson, R OBP: 0.319, SLG: 0.338 (6, 2)										1 0 0 0 0 0 1
Frank Johnson, R OBP: 0.346, SLG: 0.367 (1, 7)		0-3 K			0-0 F9			0-0 P6-3		3 0 0 0 0 1 1
Al Gallagher, R OBP: 0.337, SLG: 0.371 (1, 5)			0-0 5-3		0-0 5-3			4-0 P6-3		2 0 0 0 1 0 1
Hal Lanier, R OBP: 0.273, SLG: 0.291 (1, 6)			0-0 4-3			0-3 K		0-0 P4-6-3 1B		3 0 1 0 0 1 0
Gaylord Perry, R OBP: 0.118, SLG: 0.185 (1, 1)			0-3 K			0-3 K		0-0 P4-6-3		0 0 0 0 0 0 0
Don Carrithers, R OBP: 0.118, SLG: 0.063 (2, 1)										1 0 0 0 0 1 0
Ron Bryant, S OBP: 0.118, SLG: 0.063 (4, 1)										1 0 0 0 0 1 0
Rich Robertson, R OBP: 0.102, SLG: 0.260 (7, 1)										0 0 0 0 0 0 0
Ron Hunt, R OBP: 0.440, SLG: 0.391 (8, PH)										1 0 0 0 0 0 2
Mike Davison, L OBP: 0.440, SLG: 0.391 (9, 1)										0 0 0 0 0 0 0

Inning Stats	R: 0	H: 0	E: 0	LOB: 0	K: 0	BB: 0	S: 3	P: 3	R: 0	H: 0	E: 0	LOB: 0	K: 2	BB: 0	S: 7	P: 7	R: 0	H: 0	E: 0	LOB: 0	K: 1	BB: 0	S: 5	P: 5	R: 0	H: 0	E: 0	LOB: 1	K: 1	BB: 1	S: 5	P: 9	R: 0	H: 0	E: 0	LOB: 0	K: 2	BB: 0	S: 7	P: 7	R: 0	H: 0	E: 0	LOB: 1	K: 0	BB: 1	S: 3	P: 7	R: 0	H: 1	E: 0	LOB: 1	K: 0	BB: 1	S: 3	P: 7	R: 0	H: 0	E: 1	LOB: 1	K: 1	BB: 0	S: 6	P: 6	1B: 1	SF: 0	2B: 0	SAC: 0	3B: 0	DP: 1	HR: 0	HBP: 0	WP: 0	PA: 31
PITCHER Ken Holtzman, L ERA: 3.27 (1, 1)	IP	WLS	BF	H	R	ER	SO	BB	IBB	HBP	BLK	WP	HR	S	P	ERA	WHIP	IP	WLS	BF	H	R	ER	SO	BB	IBB	HBP	BLK	WP	HR	S	P	ERA	WHIP	IP	WLS	BF	H	R	ER	SO	BB	IBB	HBP	BLK	WP	HR	S	P	ERA	WHIP																							

BOTTOM


Chicago Cubs @ San Francisco Giants
Candlestick Park, San Francisco, CA

Sat Aug 22 1970, 6:33 AM EDT
Att: 11,046 - Unknown - 60 F

livebaseballscores.com

AB	28
R	0
H	1
RBI	0
BB	3
SO	7
LOB	8



Batter	1	2	3	4	5	6	7	8	9	AB R H RBI BB SO LOB	TOP
Don Kessinger, S (1, 6) OBP: 0.338, SLG: 0.372	0-0 F7			0-0 6-3		0-0 F8		0-0 1-3		4 0 0 0 0 0 1	Chicago Cubs @ San Francisco Giants Candlestick Park, San Francisco, CA Sun Aug 23 1970, 6:33 AM EDT Att. 12,222 - Unknown - 68 F livebaseballscorecards.com AB 30 R 3 H 5 RBI 3 BB 2 SO 4 LOB 6 
Glenn Beckert, R (1, 4) OBP: 0.340, SLG: 0.370	0-0 F4			0-0 4-3		0-0 SF8 1-3 2B		0-0 F4		4 0 1 0 0 0 0	
Billy Williams, L (1, 7) OBP: 0.390, SLG: 0.604	0-0 4-3			0-0 F3		4-0 IBB			0-0 4-3	3 0 0 0 1 0 0	
Jim Hickman, R (1, 3) OBP: 0.424, SLG: 0.606		0-0 F7			0-0 FC3-6 1B	0-0 SF8 2-3 3-H			0-3 K	3 0 1 1 0 1 0	
Joe Pepitone, L (1, 8) OBP: 0.301, SLG: 0.465		0-0 2-3			0-0 FC3-6 1-2f HR	0-0 4-3			4-0 BB	3 1 0 0 1 0 3	
Ron Santo, R (1, 5) OBP: 0.352, SLG: 0.456		0-0 F9			0-0 HR 1-H		0-3 K		0-0 5-3	4 1 1 2 0 1 1	
Johnny Callison, L (1, 9) OBP: 0.363, SLG: 0.467			0-0 F5		0-0 F8 1B		0-0 F8			3 0 1 0 0 0 0	
Randy Hundley, R (1, 2) OBP: 0.358, SLG: 0.437			0-0 6-3		0-0 F8 1-2		0-3 K			3 0 0 0 0 1 1	
Milt Pappas, R (1, 1) OBP: 0.227, SLG: 0.381 Phil Regan, R (9, 1)			0-3 K		0-0 2B SF8 1B			0-0 F6		3 1 1 0 0 1 0 0 0 0 0 0 0 0	
Inning Stats	R: 0 H: 0 E: 0 LOB: 0 K: 0 BB: 0 S: 3 P: 3	R: 0 H: 0 E: 0 LOB: 0 K: 0 BB: 0 S: 3 P: 3	R: 0 H: 0 E: 0 LOB: 0 K: 1 BB: 0 S: 5 P: 5	R: 0 H: 0 E: 0 LOB: 0 K: 0 BB: 0 S: 3 P: 3	R: 2 H: 3 E: 0 LOB: 0 K: 0 BB: 0 S: 5 P: 5	R: 1 H: 2 E: 0 LOB: 2 K: 0 BB: 1 S: 5 P: 9	R: 0 H: 0 E: 0 LOB: 0 K: 2 BB: 0 S: 7 P: 7	R: 0 H: 0 E: 0 LOB: 0 K: 0 BB: 0 S: 3 P: 3	R: 0 H: 0 E: 0 LOB: 1 K: 1 BB: 1 S: 5 P: 9	1B: 3 SF: 1 2B: 1 SAC: 0 3B: 0 DP: 0 HR: 1 HBP: 0	WP: 0 PA: 33 PB: 0 SB: 0 CS: 0
PITCHER Juan Marichal, R (1, 1) ERA: 4.38	IP WLS BF H R ER SO BB IBB HBP BLK WP HR S P ERA WHIP										

Batter	1	2	3	4	5	6	7	8	9	AB	R	H	RBI	BB	SO	LOB
Bobby Bonds, R OBP: 0.384, SLG: 0.496 (1, 9)	0-0 SH3-4 SF9 2B		0-3 K		0-0 1-3			0-0 BLK SH3-4 1B	0-0 E6 1B	5	1	2	0	0	1	2
Tito Fuentes, S OBP: 0.295, SLG: 0.322 Frank Johnson, R OBP: 0.350, SLG: 0.371 (9, PH)	0-0 SH3-4 2-3		0-0 1B 1B		0-0 4-3			0-0 SH3-4 1-2	0-0 1B 1-2 2-3	2	0	1	0	0	0	0
Willie Mays, R OBP: 0.375, SLG: 0.491 (1, 8)	0-0 SF9 3-H		0-0 F2				0-0 1B 1B	0-0 F9 2-3		3	0	1	1	0	0	2
Willie McCovey, L OBP: 0.433, SLG: 0.607 (1, 3)	0-0 F3		0-0 1B				0-3 K	4-0 1B		3	0	1	0	1	1	1
Ken Henderson, S OBP: 0.401, SLG: 0.475 (1, 7)		0-0 F8	0-0 G3				0-0 1B G6-4-3	0-0 F9		4	0	1	0	0	0	4
Dick Dietz, R OBP: 0.440, SLG: 0.558 Don Mason, L OBP: 0.228, SLG: 0.100 (9, PR)		0-0 FC6 2B		0-0 G6-3 1B			0-0 G6-4-3 1-2f		0-0 E FC5-2 2B	4	0	3	0	0	0	2
Jim Ray Hart, R OBP: 0.357, SLG: 0.461 Frank Reberger, L OBP: 0.176, SLG: 0.206 (1, 5)		0-0 FC6 2B 2-3		0-0 F8			0-0 5-3		0-0 E FC5-2 1B 2-3	4	1	0	0	0	0	3
Hal Lanier, R OBP: 0.273, SLG: 0.294 Ron Hunt, R OBP: 0.400, SLG: 0.390 (9, PH)		0-0 FC5 1-H 2B		0-0 G6-3 1-2f			0-0 4-3		0-3 K 2-3	3	0	1	1	0	0	1
Juan Marichal, R OBP: 0.092, SLG: 0.065 John Stephenson, L OBP: 0.111, SLG: 0.077 (9, PH)		0-0 FC5 2-3					0-0 6-3		0-0 FC5-2 E 1B 1-2 3-H	3	0	0	0	0	0	1

Inning Stats	R: 1	H: 1	E: 0	K: 0	S: 4	LOB: 0	BB: 0	P: 4	R: 1	H: 2	E: 0	K: 0	S: 5	LOB: 1	BB: 0	P: 5	R: 0	H: 2	E: 0	K: 1	S: 7	LOB: 2	BB: 0	P: 7	R: 0	H: 1	E: 0	K: 0	S: 3	LOB: 0	BB: 0	P: 3	R: 0	H: 2	E: 0	K: 1	S: 6	LOB: 1	BB: 0	P: 6	R: 0	H: 0	E: 0	K: 0	S: 3	LOB: 0	BB: 0	P: 3	R: 0	H: 1	E: 0	K: 0	S: 4	LOB: 2	BB: 1	P: 8	R: 2	H: 2	E: 2	K: 1	S: 8	LOB: 2	BB: 0	P: 8	1B: 7	SF: 1	2B: 4	SAC: 2	3B: 0	DP: 2	HR: 0	HBP: 0	WP: 0	PA: 38
--------------	------	------	------	------	------	--------	-------	------	------	------	------	------	------	--------	-------	------	------	------	------	------	------	--------	-------	------	------	------	------	------	------	--------	-------	------	------	------	------	------	------	--------	-------	------	------	------	------	------	------	--------	-------	------	------	------	------	------	------	--------	-------	------	------	------	------	------	------	--------	-------	------	-------	-------	-------	--------	-------	-------	-------	--------	-------	--------

PITCHER	IP	WLS	BF	H	R	ER	SO	BB	IBB	HBP	BLK	WP	HR	S	P	ERA	WHIP
Milt Pappas, R ERA: 3.24 (1, 1)	8.0	L	34	10	4	2	2	0	0	0	1	0	0	37	41	2.25	1.250
Phil Regan, R ERA: 4.57 (9, 1)	0.2		4	1	0	0	1	0	0	0	0	0	0	6	6	0.00	1.500

BOTTOM

Chicago Cubs @ San Francisco Giants
Candlestick Park, San Francisco, CA

Sun Aug 23 1970, 6:33 AM EDT
Att: 12,222 - Unknown - 68 F

AB	34
R	4
H	11
RBI	4
BB	1
SO	3
LOB	22

Batter	1	2	3	4	5	6	7	8	9	AB R H RBI BB SO LOB	TOP											
Lou Brock, L (1, 7) OBP: 0.367, SLG: 0.434	0-0 F7		0-0 E S 1B		0-3 K			0-0 PB 2-H 2B		4 0 2 1 0 1 0	St. Louis Cardinals @ San Francisco Giants Candlestick Park, San Francisco, CA Tue Aug 25 1970, 10:05 PM EDT Att. 5,025 - Unknown											
Julian Javier, R (1, 4) OBP: 0.291, SLG: 0.310	0-0 5-3		0-0 F6 1-3			0-0 F7		0-0 B1-3		4 0 0 0 0 0 2												
Carl Taylor, R (1, 9) OBP: 0.366, SLG: 0.410	0-0		0-0 F8			0-0 6-3		0-0 6-3		4 0 1 0 0 0 2												
Mike Torrez, R (8, 1) OBP: 0.291, SLG: 0.315	1B									0 0 0 0 0 0 0												
Joe Torre, R (1, 5) OBP: 0.390, SLG: 0.488	0-0 5-3			0-0 F9		0-0 1B		0-0 F7 2-3		4 0 1 0 0 0 2												
Jose Cardenal, R (1, 8) OBP: 0.352, SLG: 0.431		0-0 F8		0-0 F8		0-0 F8			4-0 FC6 1B BB	3 0 0 0 1 0 1												
Ted Simmons, S (1, 2) OBP: 0.323, SLG: 0.305		0-0		0-0 1-3			0-0 6-3		0-0 FC6 1B	4 0 2 0 0 0 0												
Milt Ramirez, R (9, PR) OBP: 0.259, SLG: 0.230		3B							1-2	0 0 0 0 0 0 0												
Joe Hague, L (1, 3) OBP: 0.366, SLG: 0.438		0-0 4-3			0-0 HR		0-0 F3		0-3 K	4 1 1 1 0 1 3												
Dal Maxvill, R (1, 6) OBP: 0.305, SLG: 0.236		0-0 6-3			0-0 4-3		0-0 F8		0-0 FC6 1-2 2-3	3 0 0 0 0 0 1												
Vic Davalillo, L (9, PH) OBP: 0.369, SLG: 0.457										1 0 0 0 0 0 2												
Steve Carlton, L (1, 1) OBP: 0.269, SLG: 0.238			0-3 K		0-0 3-1			0-0 2B 2B		2 0 0 0 0 1 0												
Dick Allen, R (8, PH) OBP: 0.375, SLG: 0.554										1 0 1 0 0 0 0												
Jerry Davanon, R (8, PR) OBP: 0.200, SLG: 0.400										0 1 0 0 0 0 0												
Leron Lee, L (8, 9) OBP: 0.289, SLG: 0.315										0 0 0 0 0 0 0												
Inning Stats	R: 0 E: 0 K: 0 S: 4	H: 1 LOB: 1 BB: 0 P: 4	R: 0 E: 0 K: 0 S: 4	H: 1 LOB: 1 BB: 0 P: 4	R: 0 E: 0 K: 1 S: 6	H: 1 LOB: 1 BB: 0 P: 6	R: 0 E: 0 K: 0 S: 3	H: 0 LOB: 0 BB: 0 P: 3	R: 1 E: 0 K: 1 S: 6	H: 1 LOB: 0 BB: 0 P: 6	R: 0 E: 0 K: 0 S: 4	H: 1 LOB: 1 BB: 0 P: 4	R: 0 E: 0 K: 0 S: 3	H: 0 LOB: 0 BB: 0 P: 3	R: 1 E: 0 K: 0 S: 5	H: 2 LOB: 2 BB: 0 P: 5	R: 0 E: 0 K: 1 S: 5	H: 1 LOB: 1 BB: 1 P: 9	1B: 4 2B: 2 3B: 1 HR: 1	SF: 0 SAC: 0 DP: 1 HBP: 0	WP: 0 PB: 1 SB: 1 CS: 0	PA: 35
PITCHER	IP WLS BF H R ER SO BB IBB HBP BLK WP HR S P ERA WHIP																					
Skip Pitlock, L (1, 1) ERA: 4.31	7.0 W 28 7 2 2 2 0 0 0 0 0 0 1 32 32 2.57 1.000																					
Don McMahon, R (8, 1) ERA: 3.04	2.0 S 7 1 0 0 1 1 0 0 0 0 0 0 8 12 0.00 1.000																					

livebaseballscorecards.com

AB	34
R	2
H	8
RBI	2
BB	1
SO	3
LOB	13



Batter	1	2	3	4	5	6	7	8	9	AB	R	H	RBI	BB	SO	LOB	BOTTOM				
Bobby Bonds, R (1, 9) OBP: 0.385, SLG: 0.495	0-0 B2-3 1B		0-0 F7		4-0 E SF8 BB		0-3 K			3	1	1	0	1	1	0	St. Louis Cardinals @ San Francisco Giants Candlestick Park, San Francisco, CA Tue Aug 25 1970, 10:05 PM EDT Att. 5,025 - Unknown				
Tito Fuentes, S (1, 4) OBP: 0.292, SLG: 0.319	0-0 B2-3 1-2f		0-0 6-3		0-0 SF8 1-H		0-0 4-3			3	0	0	1	0	0	1					
Willie Mays, R (1, 8) OBP: 0.381, SLG: 0.491	4-0 BB		4-0 BB		4-0 FC4 BB		4-0 5-3 SF9 BB			0	1	0	0	4	0	0					
Willie McCovey, L (1, 3) OBP: 0.429, SLG: 0.601	0-0 4-3		0-0 F7		0-0 FC4 1-2f		0-0 5-3 1-3			4	0	0	0	0	0	4					
Ken Henderson, S (1, 7) OBP: 0.404, SLG: 0.478		4-0 BB 1B BB		0-0 5-3		0-0 IBB 2B		4-0 E IBB		2	1	1	0	2	0	0					
Dick Dietz, R (1, 2) OBP: 0.443, SLG: 0.559		4-0 BB 1B G4-6-3 BB		0-0 PB 1B		4-0 IBB 2-3		0-0 SF9 1-2 3-H		1	1	1	1	2	0	0					
Jim Ray Hart, R (1, 5) OBP: 0.360, SLG: 0.458		0-0 BB 1B G4-6-3 1-3 2-H		0-0 1B 1-2		0-0 F7		4-0 FC4 IBB		3	0	1	1	1	0	2					
Hal Lanier, R (1, 6) OBP: 0.271, SLG: 0.291		0-0 G4-6-3 1-2f 3-H		0-3 K		0-0 6-3		0-0 FC4 1-2f		4	0	0	0	0	1	5					
Skip Pitlock, L (1, 1) OBP: 0.130, SLG: 0.273		0-0 5-3				0-0 6-3		0-3 K		3	0	0	0	0	1	0					
Don McMahon, R (8, 1) OBP: 0.286, SLG: 0.167										0	0	0	0	0	0	0					
Inning Stats	R: 0 E: 0 K: 0 S: 3	H: 1 LOB: 1 BB: 1 P: 7	R: 2 E: 0 K: 0 S: 3	H: 1 LOB: 0 BB: 2 P: 11	R: 0 E: 0 K: 0 S: 3	H: 0 LOB: 1 BB: 1 P: 7	R: 0 E: 0 K: 1 S: 6	H: 1 LOB: 1 BB: 0 P: 6	R: 1 E: 1 K: 0 S: 3	H: 0 LOB: 1 BB: 2 P: 11	R: 0 E: 0 K: 0 S: 3	H: 1 LOB: 1 BB: 1 P: 7	R: 0 E: 0 K: 2 S: 7	H: 0 LOB: 0 BB: 0 P: 7	R: 1 E: 1 K: 0 S: 3	H: 0 LOB: 2 BB: 3 P: 15	1B: 3 2B: 2 3B: 0 HR: 0	SF: 2 SAC: 0 DP: 2 HBP: 0	WP: 0 PB: 1 SB: 0 CS: 0	PA: 35	
PITCHER Steve Carlton, L (1, 1) ERA: 3.88	IP: 7.0 WLS: L	BF: 29 H: 4 R: 3 ER: 2 SO: 3	BB: 6 IBB: 1 HBP: 0 BLK: 0	WP: 0 HR: 0 S: 28 P: 56	ERA: 2.57 WHIP: 1.429	PITCHER Mike Torrez, R (8, 1) ERA: 3.74	IP: 1.0 WLS: L	BF: 6 H: 0 R: 1 ER: 1 SO: 0	BB: 1 IBB: 2 HBP: 0 BLK: 0	WP: 0 HR: 0 S: 3 P: 15	ERA: 9.00 WHIP: 1.000										

livebaseballscorecards.com

AB 23
R 4
H 4
RBI 3
BB 10
SO 3
LOB 12



Batter	1	2	3	4	5	6	7	8	9	AB R H RBI BB SO LOB	TOP																									
Lou Brock, L (1, 7) OBP: 0.371, SLG: 0.442	4-0 S 1B BB	4-0 BB		0-0 S 1B		0-0 FC5-4 1B 1B		0-0 HR	0-3 K	4 3 3 1 2 1 1	St. Louis Cardinals @ San Francisco Giants Candlestick Park, San Francisco, CA Wed Aug 26 1970, 6:33 AM EDT Att. 5,643 - Unknown																									
Julian Javier, R (1, 4) OBP: 0.291, SLG: 0.309 Ed Crosby, L (4, PR) OBP: 0.313, SLG: 0.321 (4, 6)	0-0 6-3 1-2	0-3 K		1-0 HBP		0-0 FC5-4 1B		0-0 6-3		2 0 0 0 0 1 3 2 0 1 0 0 0 0																										
Joe Hague, L (1, 3) OBP: 0.367, SLG: 0.438	0-0 2-H HR 1B		0-0 BB 1B	0-0 F7		0-0 F7		0-3 K		5 1 2 1 0 1 4																										
Joe Torre, R (1, 5) OBP: 0.390, SLG: 0.493	0-0 1-H HR		0-3 K		0-3 K	0-0 FC5-4 1B		0-0 BB 1B		5 2 2 2 0 2 3																										
Jose Cardenal, R (1, 8) OBP: 0.357, SLG: 0.431	0-3 K		4-0 1-2 BB		4-0 S 1B BB	0-0 1-H 3-H 1B		4-0 1-2 BB		2 1 1 2 3 1 0																										
Ted Simmons, S (1, 2) OBP: 0.320, SLG: 0.298	0-0 3-1		0-0 F9		4-0 1-2 BB	0-0 3-1		0-0 F9		4 0 0 0 1 0 5																										
Leron Lee, L (1, 9) OBP: 0.292, SLG: 0.317		0-0 S 1B	0-0 3-1		0-0 1-2 2-H 1B		0-3 K2-3		0-3 K	5 0 2 1 0 2 2																										
Dal Maxvill, R (1, 6) OBP: 0.304, SLG: 0.236 (4, 4)		0-0 6-3 1-2		0-0 1-3		0-0 F7		0-0 1-3	0-0 WP 1B	5 0 1 0 0 0 3																										
Nelson Briles, R (1, 1) OBP: 0.222, SLG: 0.343 Chuck Taylor, R (7, 1) OBP: 0.154, SLG: 0.160 Vic Davalillo, L (9, PH) OBP: 0.366, SLG: 0.454 Tom Hilgendorf, S (9, 1) Frank Linzy, R (9, 1)		0-0 F8		0-0 F6		0-3 K		0-3 K	0-3 1-2 K	4 0 0 0 0 2 3 0 0 0 0 0 0 0 1 0 0 0 0 1 1 0 0 0 0 0 0 0 0 0 0 0 0 0 0																										
Inning Stats	R: 3 E: 0 K: 1 S: 7	H: 2 LOB: 0 BB: 1 P: 11	R: 0 E: 0 K: 1 S: 6	H: 1 LOB: 2 BB: 1 P: 10	R: 0 E: 0 K: 1 S: 6	H: 1 LOB: 2 BB: 1 P: 10	R: 0 E: 0 K: 0 S: 4	H: 1 LOB: 2 BB: 0 P: 5	R: 1 E: 0 K: 2 S: 8	H: 1 LOB: 2 BB: 2 P: 16	R: 2 E: 0 K: 0 S: 6	H: 3 LOB: 1 BB: 0 P: 6	R: 0 E: 0 K: 2 S: 7	H: 0 LOB: 0 BB: 0 P: 7	R: 1 E: 0 K: 1 S: 7	H: 2 LOB: 2 BB: 1 P: 11	R: 0 E: 0 K: 3 S: 10	H: 1 LOB: 1 BB: 0 P: 10	1B: 10 2B: 0 3B: 0 HR: 2	SF: 0 SAC: 0 DP: 0 HBP: 1	WP: 1 PB: 0 SB: 6 CS: 0	PA: 46														
PITCHER	IP WLS BF H R ER SO BB IBB HBP BLK WP HR S P ERA WHIP																				PITCHER	IP WLS BF H R ER SO BB IBB HBP BLK WP HR S P ERA WHIP														
Frank Reberger, R (1, 1) ERA: 5.72	5.2		32	9	6	6	5	5	0	1	0	0	1	36	57	9.53	2.471																			
Jerry Johnson, R (6, 1) ERA: 4.5	1.1		4	0	0	0	2	0	0	0	0	0	0	8	8	0.00	0.000																			
Don McMahon, R (8, 1) ERA: 3.1	1.1		8	3	1	1	2	1	0	0	0	0	1	11	15	6.75	3.000																			
Mike Davison, L (9, 1) ERA: 6.25	0.2	W	2	0	0	0	2	0	0	0	0	1	0	6	6	0.00	0.000																			

livebaseballscorecards.com



Batter	1	2	3	4	5	6	7	8	9	AB	R	H	RBI	BB	SO	LOB
Bobby Bonds, R OBP: 0.387, SLG: 0.499 (1, 9) X	0-0 6-3 1B	0-0 2-H 1B			0-3 K		0-0 1B 3B	4-0 BB BB BB BB		4	1	2	1	1	1	0
Tito Fuentes, S OBP: 0.287, SLG: 0.314 (1, 4) X	0-0 F4	0-0 F6			0-0 6-3		0-0 F9	0-0 F8 1-2		5	0	0	0	0	0	3
Willie Mays, R OBP: 0.381, SLG: 0.497 (1, 8) X	0-0 HR		0-0 6-3		0-0 E5		0-0 HR 1B		0-0 5-3	5	2	2	2	0	0	0
Willie McCovey, L OBP: 0.431, SLG: 0.607 (1, 3) B B B	4-0 FC4-6 BB		0-0 1B		0-0 F5		0-0 1-H HR		0-3 K	4	1	2	2	1	1	1
Ken Henderson, S OBP: 0.404, SLG: 0.481 (1, 7) X	0-0 FC4-6 1-2f		0-3 K			0-0 4-3	0-0 FC5 2B		0-0 1B 2B	5	1	2	0	0	1	2
Dick Dietz, R OBP: 0.444, SLG: 0.565 (1, 2) X		0-0 F6	0-3 K			0-0 HR	4-0 IBB		4-0 1B IBB	3	1	1	1	2	1	1
Jim Ray Hart, R OBP: 0.361, SLG: 0.462 (1, 5) X		0-0 1B 2B		0-0 5-3		0-0 6-3	0-0 FC5 2-3f		0-0 1-2 2-H 1B	5	1	2	1	0	0	2
Hal Lanier, R OBP: 0.268, SLG: 0.287 (1, 6) X		0-0 F5		0-0 F7		0-0 F6		0-0 F3		4	0	0	0	0	0	1
Frank Reberger, L OBP: 0.194, SLG: 0.222 (1, 1) X		0-0 1B 1B		0-0 4-3			0-0 F8	0-3 K		2	1	1	1	0	0	0
Jerry Johnson, R (6, 1)										0	0	0	0	0	0	0
Ron Hunt, R OBP: 0.399, SLG: 0.388 (7, PH)										1	0	0	0	0	0	0
Don McMahon, R OBP: 0.267, SLG: 0.154 (8, 1)										1	0	0	0	0	1	0
Mike Davison, L (9, 1)										0	0	0	0	0	0	0

Inning Stats	R: 1	H: 1	E: 0	K: 0	S: 4	H: 1	LOB: 1	BB: 1	P: 8	R: 2	H: 3	E: 0	K: 0	S: 6	H: 1	LOB: 1	BB: 0	P: 6	R: 0	H: 0	E: 0	K: 2	S: 8	H: 1	LOB: 1	BB: 0	P: 8	R: 0	H: 0	E: 0	K: 0	S: 3	R: 0	H: 0	E: 1	K: 1	S: 6	H: 1	LOB: 1	BB: 0	P: 6	R: 3	H: 4	E: 0	K: 0	S: 7	H: 0	LOB: 2	BB: 1	P: 11	R: 0	H: 0	E: 0	K: 1	S: 5	H: 2	LOB: 2	BB: 1	P: 10	1B: 5	SF: 0	2B: 3	SAC: 0	3B: 1	DP: 0	HR: 3	HBP: 0	WP: 0	PA: 43
--------------	------	------	------	------	------	------	--------	-------	------	------	------	------	------	------	------	--------	-------	------	------	------	------	------	------	------	--------	-------	------	------	------	------	------	------	------	------	------	------	------	------	--------	-------	------	------	------	------	------	------	------	--------	-------	-------	------	------	------	------	------	------	--------	-------	-------	-------	-------	-------	--------	-------	-------	-------	--------	-------	--------


PITCHER	IP	WLS	BF	H	R	ER	SO	BB	IBB	HBP	BLK	WP	HR	S	P	ERA	WHIP
Nelson Bries, R ERA: 7.12 (1, 1)	6.2		33	10	7	7	3	1	1	0	0	0	3	37	45	9.45	1.650
Chuck Taylor, R ERA: 2.91 (7, 1)	1.1		5	0	0	0	1	1	0	0	0	0	0	6	10	0.00	0.750
Tom Hilgendorf, L ERA: 2.79 (9, 1)	0.2	L	4	1	1	1	1	0	1	0	0	0	0	5	9	13.50	1.500
Frank Linzy, R ERA: 4.06 (9, 1)	0.0		1	1	0	0	0	0	0	0	0	0	0	1	1	∞	∞

BOTTOM

St. Louis Cardinals @ San Francisco Giants
Candlestick Park, San Francisco, CA

Wed Aug 26 1970, 6:33 AM EDT
Att. 5,643 - Unknown

AB	39
R	8
H	12
RBI	8
BB	4
SO	5
LOB	10



Batter	1	2	3	4	5	6	7	8	9	AB R H RBI BB SO LOB	TOP	
Lou Brock, L (1, 7) X OBP: 0.372, SLG: 0.441	0-0 6-3		0-0 E5 E		4-0 BB S BB		0-0 F5		0-0 1B SF7 1B	4 2 1 0 1 0 0	St. Louis Cardinals @ San Francisco Giants Candlestick Park, San Francisco, CA Thu Aug 27 1970, 6:33 AM EDT Att. 6,317 - Unknown	
Ed Crosby, L (1, 6) X OBP: 0.324, SLG: 0.333	0-0 HBP 1B		0-0 E3 1B E		0-0 F8		0-0 F8	0-0 1-3 1B	5 0 2 0 0 0 1			
Joe Hague, L (1, 3) X OBP: 0.367, SLG: 0.437	0-0 F8		0-0 F6 1-2		4-0 BB FC6-4 1-2		0-0 E 1B 1B	0-0 SF7 3-H	3 1 1 1 1 0 2			
Joe Torre, R (1, 5) H OBP: 0.390, SLG: 0.491	1-0 1-2 HBP		0-0 1B 1B		0-3 K S S		0-0 E5 1-3 1B	0-0 F5 3-H	4 1 1 0 0 1 4			
Jose Cardenal, R (1, 8) X OBP: 0.358, SLG: 0.432	0-0 4-3		0-0 1-2 1B		0-0 FC6-4 1-2f		0-0 1B		4 0 2 2 0 0 4			
Ted Simmons, S (1, 2) X OBP: 0.313, SLG: 0.291		0-0 5-3	0-0 4-3				0-0 1-3	0-3 K S S	4 0 0 0 0 1 2			
Leron Lee, L (1, 9) X OBP: 0.295, SLG: 0.318		0-0 1B		0-0 4-3		4-0 S BB	0-0 F8		3 0 1 0 1 0 0			
Dal Maxvill, R (1, 4) S OBP: 0.301, SLG: 0.233		0-3 K		0-0 F8		0-0 F4 1-2	0-0 F9		4 0 0 0 0 1 2			
Bob Gibson, R (1, 1) S OBP: 0.351, SLG: 0.433		0-3 K		0-3 K		0-0 F9		0-0 F9	4 0 0 0 0 2 2			
Inning Stats	R: 0 E: 0 K: 0 S: 4 H: 1 LOB: 2 BB: 0 P: 5	R: 0 E: 0 K: 2 S: 8 H: 1 LOB: 1 BB: 0 P: 8	R: 1 E: 3 K: 0 S: 6 H: 2 LOB: 2 BB: 0 P: 6	R: 0 E: 0 K: 1 S: 5 H: 0 LOB: 0 BB: 0 P: 5	R: 0 E: 0 K: 1 S: 5 H: 0 LOB: 2 BB: 2 P: 13	R: 0 E: 0 K: 0 S: 3 H: 0 LOB: 1 BB: 1 P: 7	R: 2 E: 1 K: 0 S: 5 H: 2 LOB: 1 BB: 0 P: 5	R: 0 E: 0 K: 1 S: 5 H: 0 LOB: 0 BB: 0 P: 5	R: 1 E: 0 K: 0 S: 5 H: 2 LOB: 1 BB: 0 P: 5	1B: 8 2B: 0 3B: 0 HR: 0 SF: 1 SAC: 0 DP: 0 HBP: 1	WP: 0 PB: 0 SB: 2 CS: 0 PA: 40	
PITCHER Gaylord Perry, R (1, 1) ERA: 3.63	IP WLS BF H R ER SO BB IBB HBP BLK WP HR S P ERA WHIP											

livebaseballscorecards.com

AB	35
R	4
H	8
RBI	3
BB	3
SO	5
LOB	17



Batter	1	2	3	4	5	6	7	8	9	AB R H RBI BB SO LOB	BOTTOM
Bobby Bonds, R OBP: 0.385, SLG: 0.500 (1, 9) X	0-0 F6		0-3 K2-3		0-0 3B		0-3 K		0-3 K	5 0 1 0 0 3 1	St. Louis Cardinals @ San Francisco Giants Candlestick Park, San Francisco, CA Thu Aug 27 1970, 6:33 AM EDT Att. 6,317 - Unknown
Tito Fuentes, S OBP: 0.287, SLG: 0.313 (1, 4) X	0-0 F7		0-3 K		0-0 4-3		0-0 FC6-4 1B			4 0 1 0 0 1 1	
Willie Mays, R OBP: 0.380, SLG: 0.495 (1, 8) X	0-0 3B 1B		0-0 F9		0-0 6-3		0-0 FC6-4 1-2f			4 1 1 0 0 0 2	
Willie McCovey, L OBP: 0.433, SLG: 0.613 (1, 3) X	0-0 1-H 3B			0-0 1B 1B		4-0 BB 1B		0-0 F5		3 0 2 1 1 0 0	
Ken Henderson, S OBP: 0.403, SLG: 0.479 (1, 7) X	0-0 F5			0-0 F8		0-0 FC3-6 1B		0-0 G3		4 0 1 0 0 0 2	
Dick Dietz, R OBP: 0.443, SLG: 0.562 (1, 2) X		0-0 F4		0-0 1-2 1B		0-3 K		0-0 4-3		4 0 1 0 0 1 2	
Jim Ray Hart, R OBP: 0.359, SLG: 0.463 (1, 5) X		0-0 2B		0-0 F8		0-0 FC3-6 1-2f		0-0 F8		4 0 1 0 0 0 4	
Hal Lanier, R OBP: 0.266, SLG: 0.285 Ron Hunt, R OBP: 0.398, SLG: 0.387 (1, 6) (9, PH) X		0-0 F8		0-3 K		0-0 4-3		0-0 6-3		3 0 0 0 0 1 5 1 0 0 0 0 0 0	
Gaylord Perry, R OBP: 0.115, SLG: 0.179 Frank Johnson, R OBP: 0.354, SLG: 0.371 (1, 1) (9, PH) X		0-3 K		0-3 K		0-0 G3		4-0 BB		3 0 0 0 0 2 1 0 0 0 0 1 0 0	
Inning Stats	R: 1 H: 2 E: 0 LOB: 1 K: 0 BB: 0 S: 5 P: 5	R: 0 H: 1 E: 0 LOB: 1 K: 1 BB: 0 S: 6 P: 6	R: 0 H: 0 E: 0 LOB: 0 K: 2 BB: 0 S: 7 P: 7	R: 0 H: 2 E: 0 LOB: 2 K: 1 BB: 0 S: 7 P: 7	R: 0 H: 1 E: 0 LOB: 1 K: 1 BB: 0 S: 6 P: 6	R: 0 H: 1 E: 0 LOB: 2 K: 1 BB: 1 S: 6 P: 10	R: 0 H: 1 E: 0 LOB: 1 K: 1 BB: 0 S: 6 P: 6	R: 0 H: 0 E: 0 LOB: 0 K: 0 BB: 0 S: 3 P: 3	R: 0 H: 0 E: 0 LOB: 1 K: 1 BB: 1 S: 5 P: 9	1B: 5 SF: 0 2B: 1 SAC: 0 3B: 2 DP: 0 HR: 0 HBP: 0	WP: 0 PA: 37 PB: 0 SB: 0 CS: 0
PITCHER Bob Gibson, R ERA: 3.33 (1, 1)	IP WLS BF H R ER SO BB IBB HBP BLK WP HR S P ERA WHIP	9.0 W 37 8 1 1 8 2 0 0 0 0 0 0 51 59 1.00 1.111									

livebaseballscores.com

AB	35
R	1
H	8
RBI	1
BB	2
SO	8
LOB	18



Batter	1	2	3	4	5	6	7	8	9	AB R H RBI BB SO LOB	TOP											
Matty Alou, L (1, 8) OBP: 0.322, SLG: 0.347	0-0 F8		0-0 1B		0-0 F7			0-0 FC4-6 1B		4 0 2 0 0 0 0	Pittsburgh Pirates @ San Francisco Giants Candlestick Park, San Francisco, CA Fri Aug 28 1970, 10:05 PM EDT Att. 6,174 - Unknown livebaseballscorecards.com											
Dave Cash, R (1, 4) OBP: 0.373, SLG: 0.441	0-0 1B		0-0 F9		0-0 6-3			0-0 F8		4 0 1 0 0 0 2												
Roberto Clemente, R (1, 9) OBP: 0.417, SLG: 0.577	0-0 G1-6-3 1B		0-3 K				0-0 6-3	0-0 FC4-6 FC6		4 0 1 0 0 1 2												
Willie Stargell, L (1, 7) OBP: 0.333, SLG: 0.530	0-0 G1-6-3 1-2f				0-0 FC4-6 1B		0-0 6-3	0-0 FC6 1-2f		4 0 1 0 0 0 3												
Al Oliver, L (1, 3) OBP: 0.322, SLG: 0.434		0-0 4-3		0-0 F7		0-0 F8			0-0 3-1	4 0 0 0 0 0 1												
Manny Sanguillen, R (1, 2) OBP: 0.334, SLG: 0.443		0-3 K		0-0 FC4-6 1B 1-2f			0-0 HR		0-0 F4	4 1 1 1 0 1 1												
Richie Hebner, L (1, 5) OBP: 0.341, SLG: 0.415		0-0 1B		0-0 1-3 1B		0-0 6-3			0-0 F8	4 0 2 0 0 0 0												
Freddie Patek, R (1, 6) OBP: 0.338, SLG: 0.375		0-0 F9		0-3 K		0-0 5-3				3 0 0 0 0 1 3												
Bob Moose, R (1, 1) OBP: 0.250, SLG: 0.200			0-0 6-3		0-3 K		0-3 K			2 0 0 0 0 1 0												
Joe Gibbon, R (6, 1)										0 0 0 0 0 0 0												
John Lamb, R (6, 1)										0 0 0 0 0 0 0												
Johnny Jeter, R (7, PH) OBP: 0.320, SLG: 0.349										1 0 0 0 0 1 0												
Bruce Dal Canton, R (7, 1)										0 0 0 0 0 0 0												
Inning Stats	R: 0 E: 0 K: 0 S: 4	H: 2 LOB: 1 BB: 0 P: 4	R: 0 E: 0 K: 1 S: 6	H: 1 LOB: 1 BB: 0 P: 6	R: 0 E: 0 K: 1 S: 6	H: 1 LOB: 1 BB: 0 P: 6	R: 0 E: 0 K: 1 S: 7	H: 2 LOB: 2 BB: 0 P: 7	R: 0 E: 0 K: 1 S: 5	H: 0 LOB: 0 BB: 0 P: 5	R: 0 E: 0 K: 0 S: 3	H: 0 LOB: 0 BB: 0 P: 3	R: 1 E: 0 K: 1 S: 6	H: 1 LOB: 0 BB: 0 P: 6	R: 0 E: 0 K: 0 S: 4	H: 1 LOB: 1 BB: 0 P: 4	R: 0 E: 0 K: 0 S: 3	H: 0 LOB: 0 BB: 0 P: 3	1B: 7 2B: 0 3B: 0 HR: 1	SF: 0 SAC: 0 DP: 1 HBP: 0	WP: 0 PB: 0 SB: 0 CS: 0	PA: 34
PITCHER Juan Marichal, R (1, 1) ERA: 4.22	IP: 9.0 WLS: W BF: 34 H: 8 R: 1 ER: 1 SO: 5 BB: 0 IBB: 0 HBP: 0 BLK: 0 WP: 0 HR: 1 S: 44 P: 44 ERA: 1.00 WHIP: 0.889											PITCHER	IP: 0.0 WLS: 0 BF: 0 H: 0 R: 0 ER: 0 SO: 0 BB: 0 IBB: 0 HBP: 0 BLK: 0 WP: 0 HR: 0 S: 0 P: 0 ERA: 0.00 WHIP: 0.000									



Batter	1	2	3	4	5	6	7	8	9	AB	R	H	RBI	BB	SO	LOB
Bobby Bonds, R OBP: 0.384, SLG: 0.498 (1, 9) X	0-0 F8 ①		0-0 S 1B		0-0 F3 ③		0-3 K ②			4	0	1	0	0	1	0
Tito Fuentes, S OBP: 0.289, SLG: 0.322 (1, 4) S S S	0-3 K ②		0-0 G3 ③			0-0 BB 1B	0-0 3B			4	1	2	0	0	1	1
Ken Henderson, S OBP: 0.404, SLG: 0.477 (1, 8) X	0-0 F8 ③			4-0 BB 1B		4-0 BB 1B	0-0 5-3 ③			2	2	0	0	2	0	1
Willie McCovey, L OBP: 0.436, SLG: 0.615 (1, 3) X		0-0 E 2B		0-0 1B		0-0 F9 ①		4-0 BB 2B		3	1	2	0	1	0	2
Dick Dietz, R OBP: 0.443, SLG: 0.562 (1, 2) X		0-0 E9 ①		0-0 1B		0-0 1B		0-3 K ①		4	1	2	2	0	1	1
Jim Ray Hart, R OBP: 0.368, SLG: 0.472 (1, 5) X				0-0 1B		0-0 1B		0-0 2B		3	0	3	1	0	0	0
Al Gallagher, R OBP: 0.340, SLG: 0.378 (7, 5) X				0-0 1B		0-0 FC7-2 1B		0-0 2B		1	0	1	0	0	0	0
Frank Johnson, R OBP: 0.358, SLG: 0.371 (1, 7) X		0-0 G6-4-3 ② ③		0-0 G6-4-3 ② ③		0-0 1B		4-0 IBB		3	0	1	1	1	0	3
Hal Lanier, R OBP: 0.263, SLG: 0.282 (1, 6) S S S			0-3 K ①		0-0 6-3 ①	0-0 FC7-2 ② ③		0-0 G1-2-3 ② ③		4	0	0	0	0	1	5
Juan Marichal, R OBP: 0.088, SLG: 0.062 (1, 1) X			0-0 5-3 ②		0-0 5-3 ②		0-0 G3 ①			3	0	0	0	0	0	0

Inning Stats	R: 0	H: 0	E: 0	K: 1	S: 5	R: 1	H: 2	E: 2	K: 0	S: 4	R: 0	H: 1	E: 0	K: 1	S: 6	R: 1	H: 3	E: 0	K: 0	S: 4	R: 0	H: 0	E: 0	K: 0	S: 3	R: 3	H: 4	E: 0	K: 0	S: 6	R: 0	H: 1	E: 0	K: 1	S: 6	R: 0	H: 1	E: 0	K: 1	S: 5				
	0	0	0	1	5	1	2	2	0	4	0	1	0	1	6	1	3	0	0	8	0	0	0	3	0	0	0	0	3	0	4	0	0	10	0	1	0	0	6	0	1	0	0	13

PITCHER	IP	WLS	BF	H	R	ER	SO	BB	IBB	HBP	BLK	WP	HR	S	P	ERA	WHIP
Bob Moose, R ERA: 3.92 (1, 1)	5.0	L	21	7	4	4	2	2	0	0	0	0	0	23	31	7.20	1.800
Joe Gibbon, L ERA: 4.55 (6, 1)	0.1		4	3	1	1	0	0	0	0	0	0	0	4	4	27.00	9.000
John Lamb, R ERA: (6, 1)	0.2		1	0	0	0	0	0	0	0	0	0	0	1	1	0.00	0.000
Bruce Dal Canton, R ERA: 4.22 (7, 1)	2.0		9	2	0	0	2	1	1	0	0	0	0	11	19	0.00	1.500

BOTTOM

Pittsburgh Pirates @ San Francisco Giants
Candlestick Park, San Francisco, CA

Fri Aug 28 1970, 10:05 PM EDT
Att. 6,174 - Unknown

AB	31
R	5
H	12
RBI	4
BB	4
SO	4
LOB	13

livebaseballscorecards.com



WP	HR	S	P	ERA	WHIP
0	0	0	35		

Batter	1	2	3	4	5	6	7	8	9	10	AB	R	H	RBI	BB	SO	LOB	TOP									
Matty Alou, L (1, 8) OBP: 0.323, SLG: 0.346	G3	F5		4-3	F8													5 0 1 0 1 0 5									
Gene Alley, R (1, 6) OBP: 0.295, SLG: 0.357 Willie Stargell, L (9, PH) OBP: 0.332, SLG: 0.529 Freddie Patek, R (9, 6) OBP: 0.338, SLG: 0.375	5-3		F8	K		E6	K											5 0 0 0 0 2 5 1 0 0 0 0 1 1 0 0 0 0 0 0 0									
Roberto Clemente, R (1, 9) OBP: 0.418, SLG: 0.573	6-3		F7			FC4-6												4 1 1 0 2 0 1									
Manny Sanguillen, R (1, 2) OBP: 0.337, SLG: 0.449																		6 3 3 0 0 0 6									
Bob Robertson, R (1, 3) OBP: 0.378, SLG: 0.560																		5 2 2 2 1 0 4									
Al Oliver, L (1, 7) OBP: 0.322, SLG: 0.435																		6 1 2 3 0 0 1									
Jose Pagan, R (1, 5) OBP: 0.324, SLG: 0.412																		3 2 1 2 3 0 1									
Bill Mazerowski, R (1, 4) OBP: 0.299, SLG: 0.338 Dave Cash, R (10, PR) OBP: 0.373, SLG: 0.441																		4 0 2 1 1 0 3 0 0 0 0 0 0 0									
Steve Blass, R (1, 1) OBP: 0.159, SLG: 0.150 Dave Giusti, R (8, 1) OBP: 0.333, SLG: 0.333 Joe Gibbon, R (8, 1) John Lamb, R (8, 1) Richie Hebner, L (10, PH) OBP: 0.340, SLG: 0.414 Bruce Dal Canton, R (10, 1)																		4 0 2 0 1 0 5 0 1 0 0 0 0 1 1 0 0 0 0 0 0 0									
Inning Stats	R: 0 E: 0 K: 0 S: 3	H: 0 LOB: 0 BB: 0 P: 3	R: 2 E: 1 K: 0 S: 7	H: 4 LOB: 2 BB: 0 P: 7	R: 2 E: 1 K: 0 S: 5	H: 2 LOB: 0 BB: 0 P: 5	R: 1 E: 0 K: 1 S: 6	H: 1 LOB: 3 BB: 3 P: 18	R: 2 E: 0 K: 0 S: 5	H: 2 LOB: 1 BB: 1 P: 9	R: 0 E: 1 K: 0 S: 4	H: 0 LOB: 1 BB: 0 P: 4	R: 0 E: 0 K: 1 S: 6	H: 1 LOB: 3 BB: 2 P: 14	R: 2 E: 0 K: 0 S: 5	H: 3 LOB: 2 BB: 2 P: 13	R: 0 E: 0 K: 1 S: 6	H: 1 LOB: 2 BB: 1 P: 10	R: 0 E: 1 K: 1 S: 6	H: 0 LOB: 1 BB: 0 P: 6	1B: 10 2B: 1 3B: 1 HR: 2	SF: 1 SAC: 0 DP: 1 HBP: 0	WP: 1 PB: 0 SB: 1 CS: 0	PA: 54			
PITCHER	IP WLS BF H R ER SO BB IBB HBP BLK WP HR S P ERA WHIP	IP WLS BF H R ER SO BB IBB HBP BLK WP HR S P ERA WHIP	IP WLS BF H R ER SO BB IBB HBP BLK WP HR S P ERA WHIP	IP WLS BF H R ER SO BB IBB HBP BLK WP HR S P ERA WHIP	IP WLS BF H R ER SO BB IBB HBP BLK WP HR S P ERA WHIP	IP WLS BF H R ER SO BB IBB HBP BLK WP HR S P ERA WHIP	IP WLS BF H R ER SO BB IBB HBP BLK WP HR S P ERA WHIP	IP WLS BF H R ER SO BB IBB HBP BLK WP HR S P ERA WHIP	IP WLS BF H R ER SO BB IBB HBP BLK WP HR S P ERA WHIP	IP WLS BF H R ER SO BB IBB HBP BLK WP HR S P ERA WHIP	IP WLS BF H R ER SO BB IBB HBP BLK WP HR S P ERA WHIP	IP WLS BF H R ER SO BB IBB HBP BLK WP HR S P ERA WHIP	IP WLS BF H R ER SO BB IBB HBP BLK WP HR S P ERA WHIP	IP WLS BF H R ER SO BB IBB HBP BLK WP HR S P ERA WHIP	IP WLS BF H R ER SO BB IBB HBP BLK WP HR S P ERA WHIP	IP WLS BF H R ER SO BB IBB HBP BLK WP HR S P ERA WHIP	IP WLS BF H R ER SO BB IBB HBP BLK WP HR S P ERA WHIP	IP WLS BF H R ER SO BB IBB HBP BLK WP HR S P ERA WHIP	IP WLS BF H R ER SO BB IBB HBP BLK WP HR S P ERA WHIP	IP WLS BF H R ER SO BB IBB HBP BLK WP HR S P ERA WHIP	IP WLS BF H R ER SO BB IBB HBP BLK WP HR S P ERA WHIP	IP WLS BF H R ER SO BB IBB HBP BLK WP HR S P ERA WHIP	IP WLS BF H R ER SO BB IBB HBP BLK WP HR S P ERA WHIP	IP WLS BF H R ER SO BB IBB HBP BLK WP HR S P ERA WHIP	IP WLS BF H R ER SO BB IBB HBP BLK WP HR S P ERA WHIP	IP WLS BF H R ER SO BB IBB HBP BLK WP HR S P ERA WHIP	IP WLS BF H R ER SO BB IBB HBP BLK WP HR S P ERA WHIP

Pittsburgh Pirates @ San Francisco Giants
 Candlestick Park, San Francisco, CA
 Sat Aug 29 1970, 6:33 AM EDT
 Att: 8,188 - Unknown

AB	44
R	9
H	14
RBI	8
BB	9
SO	4
LOB	33



livebaseballscorecards.com

Batter	1	2	3	4	5	6	7	8	9	10	AB R H RBI BB SO LOB
Bobby Bonds, R (1, 9) OBP: 0.384, SLG: 0.502	0-0 6-3		0-3 K		0-3 K		0-3 K	0-0 HR		0-0 1B	6 1 2 4 0 3 1
Tito Fuentes, S (1, 4) (6, 6) OBP: 0.297, SLG: 0.327	0-0 1B			0-0 1B	1-0 HBP						4 1 3 0 0 0 1
Willie Mays, R (1, 8) OBP: 0.382, SLG: 0.504	0-0 FC3-6			0-0 1B	0-0 FC6-4			0-0 HR	0-0 1B		5 2 3 2 0 0 3
Ken Henderson, S (1, 7) OBP: 0.402, SLG: 0.474	0-3 K			0-0 1B		0-0 3-1		0-0 1-3	0-0 FC5-4		5 1 1 0 0 1 2
Dick Dietz, R (1, 2) OBP: 0.447, SLG: 0.569		0-0 1B		0-0 2B		4-0 BB		0-0 HR	0-0 F7		4 1 3 2 1 0 1
Jim Ray Hart, R (1, 5) OBP: 0.369, SLG: 0.486		0-0 F7		0-0 F4		0-3 K		0-0 HR		0-0 1B	5 2 2 2 0 1 3
Frank Johnson, R (1, 3) OBP: 0.349, SLG: 0.361		0-0 G5-4-3		0-0 5-3		0-0 F6		0-0 G3		0-0 SH3	4 0 0 0 0 0 3
Hal Lanier, R (1, 6) OBP: 0.265, SLG: 0.282			4-0 BB		0-3 K		0-0 F8	0-0 HR		4-0 1B	0 0 0 0 1 0 0
Ron Hunt, R (5, PH) (6, 4) OBP: 0.399, SLG: 0.390										0-0 IBB	3 1 1 0 1 1 0
Skip Pitcock, L Don Mason, L Jerry Johnson, R Don Carrithers, R Al Gallagher, R Rich Robertson, R John Stephenson, L Mike Davidson, L Willie McCovey, L Frank Reberger, R Don McMahon, R Bob Heise, R			0-0 G3-6-3		0-0 HBP		0-0 4-3	0-0 E5		0-0 F4	0 0 0 0 0 0 0 1 0 0 0 0 0 0 1 0 0 0 0 0 0 0 0 0 0 0 0 0 0 0 0 1 0 0 1 0 0 0 0 0 0 0 0 0 0 0 0 0 0 1 0 1 0 0 0 0 0 0 0 0 1 0 0 0 0 0 0 0 0 1 0 0 0 0 0 0 0 0 1 0 0 0 0 0 0 0 0 1 0 0 0 0 0 0 0 0 1 0 0 0 0 0 0 0 0

Inning Stats	R: 0 E: 0 K: 1 S: 6	H: 1 LOB: 1 BB: 0 P: 6	R: 0 E: 0 K: 0 S: 3	H: 1 LOB: 0 BB: 0 P: 3	R: 0 E: 0 K: 1 S: 4	H: 0 LOB: 0 BB: 1 P: 8	R: 2 E: 0 K: 0 S: 6	H: 4 LOB: 1 BB: 0 P: 6	R: 0 E: 0 K: 2 S: 8	H: 1 LOB: 2 BB: 0 P: 9	R: 0 E: 0 K: 1 S: 5	H: 0 LOB: 0 BB: 0 P: 5	R: 7 E: 1 K: 0 S: 10	H: 6 LOB: 1 BB: 0 P: 10	R: 0 E: 0 K: 0 S: 3	H: 1 LOB: 0 BB: 0 P: 3	R: 1 E: 0 K: 0 S: 4	H: 2 LOB: 2 BB: 1 P: 8	1B: 10 2B: 3 3B: 0 HR: 3	SF: 0 SAC: 1 DP: 2 HBP: 1	WP: 0 PB: 0 SB: 0 CS: 1	PA: 46
PITCHER	IP	WLS	BF	H	R	ER	SO	BB	IBB	HBP	BLK	WP	HR	S	P	ERA	WHIP					
Steve Blass, R ERA: 3.37	(1, 1) 7.1		32	10	5	5	6	2	0	1	0	0	1	41	50	6.14	1.636					
Dave Giusti, R ERA: 3.27	(8, 1) 0.1		3	2	1	1	0	0	0	0	0	0	1	3	3	27.00	6.000					
Joe Gibbon, L ERA: 4.55	(8, 1) 0.0		1	0	0	0	0	0	0	0	0	0	0	1	1	∞	∞					
John Lamb, R ERA: 0.69	(8, 1) 1.1		5	2	3	1	0	0	0	0	0	0	1	5	5	6.75	1.500					
Bruce Dal Canton, R ERA: 4.3	(10, 1) 0.2	L	5	2	1	1	0	0	1	0	0	0	0	4	8	13.50	3.000					

Pittsburgh Pirates @ San Francisco Giants
Candlestick Park, San Francisco, CA
 Sat Aug 29 1970, 6:33 AM EDT
 Att. 8,188 - Unknown

AB	41
R	10
H	16
RBI	10
BB	3
SO	6
LOB	18



Batter	1	2	3	4	5	6	7	8	9	AB R H RBI BB SO LOB	TOP																
Matty Alou, L (1, 8) OBP: 0.327, SLG: 0.351	0-0 WP 1B 2B	4-0 BB 1-2 BB		0-0 1B 1B	0-0 4-3			0-0 1B		4 1 3 0 1 0 2	Pittsburgh Pirates @ San Francisco Giants Candlestick Park, San Francisco, CA Sun Aug 30 1970, 6:33 AM EDT Sunny livebaseballscorecards.com																
Richie Hebner, L (1, 5) OBP: 0.344, SLG: 0.413	4-0 1B 2-3 BB	4-0 1-2 2-3 BB		0-0 1-3 1B	0-0 G3			0-3 K		3 1 1 0 2 1 1																	
Al Oliver, L (1, 9) OBP: 0.321, SLG: 0.432	0-0 G3 1-3 3-H 1B	0-3 K		0-0 F8	0-0 6-3			0-0 F7		5 0 1 1 0 1 6																	
Willie Stargell, L (1, 7) OBP: 0.328, SLG: 0.522	0-0 F7	0-3 K		0-0 F9	0-0 F9			0-0 F3		5 0 0 0 0 1 8																	
Bob Robertson, R (1, 3) OBP: 0.378, SLG: 0.556	0-0 G3 1-2 3-H 1B		0-0 F9		4-0 BB 1B BB			0-0 F5		4 1 1 1 1 0 0																	
Bill Mazerowski, R (1, 4) OBP: 0.300, SLG: 0.339	0-0 G3 1-2 2-3		0-0 1B		0-0 F8			0-0 E4 BB 1B		5 0 2 0 0 0 3																	
Jerry May, R (1, 2) OBP: 0.302, SLG: 0.264	0-0 F8		0-0 F4		4-0 1B 1-2 BB			0-0 F9		4 0 0 0 1 0 5																	
Gene Alley, R (1, 6) OBP: 0.297, SLG: 0.357		0-0 6-3		0-0 F4		0-0 1-2 2-H 1B		4-0 BB		3 0 1 1 1 0 1																	
Luke Walker, L (1, 1) OBP: 0.206, SLG: 0.129		4-0 BB WP BB		0-3 K	0-3 K			0-3 K		2 0 0 0 1 2 2																	
John Lamb, R (5, 1)										0 0 0 0 0 0 0																	
Jose Pagan, R (7, PH) OBP: 0.322, SLG: 0.410										1 0 0 0 0 1 2																	
Bruce Dal Canton, R (7, 1)										0 0 0 0 0 0 0																	
Inning Stats	R: 2 E: 0 K: 0 S: 6	H: 3 LOB: 2 BB: 1 P: 10	R: 0 E: 0 K: 2 S: 7	H: 0 LOB: 3 BB: 3 P: 19	R: 0 E: 0 K: 0 S: 4	H: 1 LOB: 1 BB: 0 P: 4	R: 0 E: 0 K: 1 S: 7	H: 2 LOB: 2 BB: 0 P: 7	R: 1 E: 0 K: 1 S: 6	H: 1 LOB: 2 BB: 2 P: 14	R: 0 E: 0 K: 0 S: 3	H: 0 LOB: 0 BB: 0 P: 3	R: 0 E: 1 K: 1 S: 6	H: 0 LOB: 2 BB: 1 P: 10	R: 0 E: 0 K: 1 S: 6	H: 1 LOB: 1 BB: 0 P: 6	R: 0 E: 0 K: 0 S: 3	H: 1 LOB: 0 BB: 0 P: 3	1B: 8 2B: 1 3B: 0 HR: 0	SF: 0 SAC: 0 DP: 1 HBP: 0	WP: 2 PB: 0 SB: 0 CS: 0	PA: 43					
PITCHER	IP WLS BF H R ER SO BB IBB HBP BLK WP HR S P ERA WHIP																										
Frank Reberger, R (1, 1) ERA: 5.8	1.1		10	3	2	2	0	3	0	0	0	2	0	7	19	13.50	4.500										
Jerry Johnson, R (2, 1) ERA: 4.53	3.2	W	18	4	1	1	4	3	0	0	0	0	0	23	35	2.46	1.909										
Rich Robertson, R (6, 1) ERA: 5.0	4.0	S	15	2	0	0	2	1	0	0	0	0	0	18	22	0.00	0.750										

AB	36
R	3
H	9
RBI	3
BB	7
SO	6
LOB	30



Batter	1	2	3	4	5	6	7	8	9
Bobby Bonds, R OBP: 0.384, SLG: 0.505 (1, 9)	0-0 G3 1B 2B	0-0 6-3		0-0 G5-4-3 1-2f		0-0 2-H 2B		0-0 F3	
Ron Hunt, R OBP: 0.396, SLG: 0.387 (1, 4)	0-0 G3 2-3 1B	0-0 1B			0-0 6-3	0-0 F4		0-0 6-3	
Willie Mays, R OBP: 0.383, SLG: 0.503 (1, 8)	0-0 2B 1B	0-0 F7			0-3 K	4-0 BB			
Willie McCovey, L OBP: 0.437, SLG: 0.624 (1, 3)	0-0 1-H 1B 2B		0-0 HR		4-0 1B BB	0-0 F7			
Ken Henderson, S OBP: 0.402, SLG: 0.474 (1, 7)	0-0 2-H 1B		0-0 6-3		0-0 1B 1B		0-0 F9		
Dick Dietz, R OBP: 0.445, SLG: 0.565 (1, 2)	0-3 K 1-2		0-0 4-3		0-0 E8 1-H 2-H 1B		0-0 F8		
Jim Ray Hart, R OBP: 0.371, SLG: 0.481 (1, 5)	4-0 IBB		0-0 4-3		0-0 F7		4-0 BB		
Hal Lanier, R OBP: 0.265, SLG: 0.282 (1, 6)	0-0 4-3			0-0 6-3		0-0 SH3-4 2B 1B	0-3 K		
Frank Reberger, L OBP: 0.194, SLG: 0.222 (1, 1)		0-3 K		0-0 G5-4-3 1B		0-0 SH3-4		0-0 F9	
Jerry Johnson, R OBP: 0.154, SLG: 0.083 (2, 1)									
Rich Robertson, R OBP: 0.098, SLG: 0.255 (6, 1)									

Inning Stats	R: 3	H: 4	E: 0	K: 1	S: 9	LOB: 2	BB: 1	P: 13
	R: 0	H: 1	E: 0	K: 1	S: 6	LOB: 1	BB: 0	P: 6
	R: 1	H: 1	E: 0	K: 0	S: 4	LOB: 0	BB: 0	P: 4
	R: 0	H: 1	E: 0	K: 0	S: 3	LOB: 0	BB: 0	P: 3
	R: 2	H: 2	E: 1	K: 1	S: 7	LOB: 1	BB: 1	P: 11
	R: 1	H: 2	E: 0	K: 0	S: 5	LOB: 2	BB: 1	P: 9
	R: 0	H: 0	E: 0	K: 1	S: 5	LOB: 1	BB: 1	P: 9
	R: 0	H: 0	E: 0	K: 0	S: 3	LOB: 0	BB: 0	P: 3

PITCHER	IP	WLS	BF	H	R	ER	SO	BB	IBB	HBP	BLK	WP	HR	S	P	ERA	WHIP
Luke Walker, L ERA: 3.63 (1, 1)	4.2	L	24	9	6	5	3	1	1	0	0	0	1	28	36	9.64	2.143
John Lamb, R ERA: 1.26 (5, 1)	1.1		7	2	1	1	0	1	0	0	0	0	0	6	10	6.75	2.250
Bruce Dal Canton, R ERA: 4.2 (7, 1)	2.0		7	0	0	0	1	1	0	0	0	0	0	8	12	0.00	0.500

AB R H RBI BB SO LOB

5 1 2 1 0 0 1

5 0 1 0 0 0 2

3 1 1 1 1 1 1

3 3 2 2 1 0 2

4 1 2 1 0 0 0

4 0 1 1 0 1 1

2 0 0 0 2 0 1

4 1 1 0 0 1 3

0 0 0 0 0 0 0

2 0 1 0 0 1 0

1 0 0 0 0 0 0

AB 33

R 7

H 11

RBI 6

BB 4

SO 4

LOB 11

WP: 0 PA: 38

PB: 0

SB: 1

CS: 0

1B: 7 SF: 0

2B: 3 SAC: 1

3B: 0 DP: 1

HR: 1 HBP: 0

GIANTS

Pittsburgh Pirates @ San Francisco Giants

Candlestick Park, San Francisco, CA

Sun Aug 30 1970, 6:33 AM EDT

Sunny

Batter	1	2	3	4	5	6	7	8	9	AB R H RBI BB SO LOB	TOP	
Johnny Jeter, R (1, 8) <small>OBP: 0.317, SLG: 0.339</small>	0-0 6-3			0-0 F9		0-3 K2-3		4-0 1B BB		3 1 0 0 1 1 0	Pittsburgh Pirates @ San Francisco Giants Candlestick Park, San Francisco, CA Sun Aug 30 1970, 6:38 AM EDT Att: 15,963 - Unknown	
Dave Cash, R (1, 4) <small>OBP: 0.383, SLG: 0.456</small>	0-0 1-3			0-0 2B			0-0 BB 1B 1B	0-0 1B		4 0 3 1 0 0 0		
Roberto Clemente, R (1, 9) <small>OBP: 0.417, SLG: 0.570</small>	0-3 K			0-3 K			0-0 1-2 BB 1B	0-0 F8		4 0 1 0 0 2 2		
Manny Sanguillen, R (1, 2) <small>OBP: 0.336, SLG: 0.447</small>		0-0 G6-4-3 1B		0-0 6-3			0-3 K		0-0 F8			4 0 1 0 0 1 3
Bob Robertson, R (1, 3) <small>OBP: 0.380, SLG: 0.553</small> Freddie Patek, R (9, PR) <small>OBP: 0.338, SLG: 0.375</small>		0-0 G6-4-3			0-3 K		4-0 1-2 2-3 BB		0-0 1B			3 0 1 0 1 1 1 0 0 0 0 0 0 0
Willie Stargell, L (1, 7) <small>OBP: 0.325, SLG: 0.516</small>		0-0 4-3			0-3 K		0-3 K		0-0 F6			4 0 0 0 0 2 4
Jose Pagan, R (1, 5) <small>OBP: 0.317, SLG: 0.402</small>			0-0 F6		0-0 5-3		0-0 F6		0-0 F6			4 0 0 0 0 0 4
Gene Alley, R (1, 6) <small>OBP: 0.235, SLG: 0.354</small>			0-0 6-3			0-0 4-3		0-0 F8		3 0 0 0 0 0 0		
Fred Cambria, R (1, 1) <small>OBP: 0.200, SLG: 0.200</small> Al Oliver, L (8, PH) <small>OBP: 0.320, SLG: 0.431</small> Dave Giusti, R (8, 1) <small>OBP: 0.333, SLG: 0.333</small>			0-0 4-3			0-0 4-3		0-3 K		2 0 0 0 0 0 0 1 0 0 0 0 1 0 0 0 0 0 0 0 0		
Inning Stats	R: 0 H: 0 E: 0 LOB: 0 K: 1 BB: 0 S: 5 P: 5	R: 0 H: 1 E: 0 LOB: 0 K: 0 BB: 0 S: 3 P: 3	R: 0 H: 0 E: 0 LOB: 0 K: 0 BB: 0 S: 3 P: 3	R: 0 H: 1 E: 0 LOB: 1 K: 1 BB: 0 S: 6 P: 6	R: 0 H: 0 E: 0 LOB: 0 K: 2 BB: 0 S: 7 P: 7	R: 0 H: 0 E: 0 LOB: 0 K: 1 BB: 0 S: 5 P: 5	R: 0 H: 2 E: 0 LOB: 3 K: 2 BB: 1 S: 9 P: 13	R: 1 H: 1 E: 0 LOB: 1 K: 1 BB: 1 S: 6 P: 10	R: 0 H: 1 E: 0 LOB: 1 K: 0 BB: 0 S: 4 P: 4	1B: 5 SF: 0 2B: 1 SAC: 0 3B: 0 DP: 1 HR: 0 HBP: 0	WP: 0 PA: 34 PB: 0 SB: 1 CS: 0	
PITCHER Ron Bryant, L (1, 1) <small>ERA: 5.25</small>	IP: 9.0 WLS: W BF: 34 H: 6 R: 1 ER: 1 SO: 8 BB: 2 IBB: 0 HBP: 0 BLK: 0 WP: 0 HR: 0 S: 48 P: 56 ERA: 1.00 WHIP: 0.889											

AB	32
R	1
H	6
RBI	1
BB	2
SO	8
LOB	14



livebaseballscorecards.com

Batter	1	2	3	4	5	6	7	8	9	AB	R	H	RBI	BB	SO	LOB
Bobby Bonds, R OBP: 0.386, SLG: 0.507 (1, 9)	0-0 1B E 1B	0-0 F7		0-0 CS 1B			0-0 1B			4	1	3	0	0	0	1
Ron Hunt, R OBP: 0.400, SLG: 0.389 Hal Lanier, R OBP: 0.265, SLG: 0.282 (1, 4) (9, 6)	0-0 BB E 1-3 1B	1-0 HBP		0-0 CS 1-2	0-0 F8		0-0 1-2 1B			3	0	2	0	0	0	0
Willie Mays, R OBP: 0.380, SLG: 0.497 (1, 8)	0-0 F2	0-0 F3			0-0 F4		0-0 F7			4	0	0	0	0	0	6
Willie McCovey, L OBP: 0.434, SLG: 0.618 (1, 3)	0-0 E6 BB 1-2 3-H		0-3 K		0-0 G3		0-0 F7			4	0	0	1	0	1	3
Ken Henderson, S OBP: 0.403, SLG: 0.472 (1, 7)	4-0 BB 1-2 2-3 BB		4-0 BB F8 BB			0-0 F9	0-0 F8			2	0	0	0	2	0	2
Jim Ray Hart, R OBP: 0.369, SLG: 0.482 (1, 5)	0-3 K		0-0 F8 1-2			0-0 E6 1B		0-0 SH2-4 SF7 2B		4	1	1	0	0	1	4
Tito Fuentes, S OBP: 0.297, SLG: 0.327 (1, 6) (9, 4)	0-0 F3		0-0 F7			0-0 1B		0-0 SH2-4 2-3		3	0	1	0	0	0	4
John Stephenson, L OBP: 0.094, SLG: 0.067 (1, 2)		0-0 E2 FC1-6		0-0 G3		0-0 F8		0-0 SF7 3-H		3	0	0	1	0	0	2
Ron Bryant, S OBP: 0.095, SLG: 0.050 (1, 1)		0-0 FC1-6 HBP 1-2f		0-0 4-3		0-0 F8		0-0 1-4-3		4	0	0	0	0	0	3

Inning Stats	R: 1	H: 2	E: 1	K: 1	S: 8	LOB: 3	BB: 1	P: 12	R: 0	H: 0	E: 1	K: 0	S: 4	LOB: 2	BB: 0	P: 5	R: 0	H: 1	E: 0	K: 1	S: 5	LOB: 0	BB: 1	P: 9	R: 0	H: 0	E: 0	K: 0	S: 3	LOB: 0	BB: 0	P: 3	R: 0	H: 1	E: 1	K: 0	S: 5	LOB: 2	BB: 0	P: 5	R: 0	H: 2	E: 0	K: 0	S: 5	LOB: 2	BB: 0	P: 5	R: 1	H: 1	E: 0	K: 0	S: 4	LOB: 0	BB: 0	P: 4
AB	31																																																							
R	2																																																							
H	7																																																							
RBI	2																																																							
BB	2																																																							
SO	2																																																							
LOB	25																																																							

BOTTOM

Pittsburgh Pirates @ San Francisco Giants
Candlestick Park, San Francisco, CA

Sun Aug 30 1970, 6:38 AM EDT
Att. 15,963 - Unknown

livebaseballscorecards.com

GIANTS

WP: 0 PA: 37
PB: 0
SB: 0
CS: 1

ERA WHIP
ERA: 1.35 WHIP: 1.143
ERA: 3.34 WHIP: 1.000

San Francisco Giants @ Cincinnati Reds
 Riverfront Stadium, Cincinnati, OH

Tue Sep 01 1970, 7:05 PM EDT
 Att. 25,850 - Unknown

AB	36
R	5
H	10
RBI	5
BB	6
SO	7
LOB	21



Batter	1	2	3	4	5	6	7	8	9	AB R H RBI BB SO LOB
Bobby Bonds, R (1, 9) OBP: 0.386, SLG: 0.510	0-0 6-3		0-3 K		0-0 F4		0-0 HR	4-0 2B IBB		4 2 1 1 1 1 0
Ron Hunt, R (1, 4) OBP: 0.397, SLG: 0.386	0-0 F7		0-0 6-3		0-0 5-3		0-0 E6 2B G3-2-3 1B	0-0 1-H 2-H 2B		3 0 0 0 0 0 0
Hal Lanier, R (5, 6) OBP: 0.266, SLG: 0.283										1 0 1 0 0 0 0
John Stephenson, L (8, PH) OBP: 0.121, SLG: 0.129										1 0 1 2 0 0 0
Bob Heise, R (8, 4) OBP: 0.258, SLG: 0.308										0 0 0 0 0 0 0
Willie Mays, R (1, 8) OBP: 0.380, SLG: 0.501	0-0 6-3		0-0 6-3		0-0 2B		0-0 G3-2-3 2-3 2B	0-3 K		5 0 2 0 0 1 1
Willie McCovey, L (1, 3) OBP: 0.436, SLG: 0.615		4-0 BB 1B BB		0-0 F8	4-0 IBB		4-0 G3-2-3 IBB	0-3 K		2 0 0 0 3 1 0
Ken Henderson, S (1, 7) OBP: 0.403, SLG: 0.470		0-0 BB 1B		4-0 1B 2B BB	0-0 F7		0-0 G3-2-3 1-2 2-3 3-HF	0-3 K		4 1 1 0 1 1 5
Dick Dietz, R (1, 2) OBP: 0.443, SLG: 0.561		0-0 F9		0-0 1-2 2B 1B		0-3 K	0-3 K	0-0 F9		5 1 1 0 0 2 4
Jim Ray Hart, R (1, 5) OBP: 0.376, SLG: 0.490		4-0 1-2 2-3 BB		0-0 G3 1-H 2-H 2B		0-0 FC6-4 1B		0-0 F3		3 0 2 2 1 0 0
Tito Fuentes, S (1, 6) OBP: 0.297, SLG: 0.329		0-0 F8		0-0 G3 2-3		0-0 FC6-4 1-2f		0-0 2B 2B		4 1 1 0 0 0 5
Gaylord Perry, R (1, 1) OBP: 0.110, SLG: 0.172		0-3 K		0-0 F9		0-0 1-3		0-0 6-3		4 0 0 0 0 1 6

Inning Stats	R: 0	H: 0	E: 0	K: 0	S: 3	P: 3	R: 0	H: 1	E: 0	K: 1	S: 6	P: 14	R: 0	H: 0	E: 0	K: 1	S: 5	P: 5	R: 2	H: 2	E: 0	K: 0	S: 5	P: 9	R: 0	H: 1	E: 0	K: 0	S: 4	P: 8	R: 0	H: 1	E: 0	K: 1	S: 6	P: 6	R: 1	H: 3	E: 1	K: 1	S: 7	P: 11	R: 2	H: 2	E: 0	K: 1	S: 7	P: 11	R: 0	H: 0	E: 0	K: 2	S: 7	P: 7	1B: 4	SF: 0	2B: 5	SAC: 0	3B: 0	DP: 1	HR: 1	HBP: 0	WP: 0	PA: 42
--------------	------	------	------	------	------	------	------	------	------	------	------	-------	------	------	------	------	------	------	------	------	------	------	------	------	------	------	------	------	------	------	------	------	------	------	------	------	------	------	------	------	------	-------	------	------	------	------	------	-------	------	------	------	------	------	------	-------	-------	-------	--------	-------	-------	-------	--------	-------	--------

PITCHER	IP	WLS	BF	H	R	ER	SO	BB	IBB	HBP	BLK	WP	HR	S	P	ERA	WHIP
Jim McGlothlin, R (1, 1) ERA: 3.62	6.0		31	8	3	3	3	3	2	0	0	0	1	32	52	4.50	1.833
Clay Carroll, R (7, 1) ERA: 2.9	2.0	L	8	2	2	2	2	0	1	0	0	0	0	11	15	9.00	1.000
Don Gullett, L (9, 1) ERA: 2.54	1.0		3	0	0	0	2	0	0	0	0	0	0	7	7	0.00	0.000

PITCHER	IP	WLS	BF	H	R	ER	SO	BB	IBB	HBP	BLK	WP	HR	S	P	ERA	WHIP
---------	----	-----	----	---	---	----	----	----	-----	-----	-----	----	----	---	---	-----	------

Batter	1	2	3	4	5	6	7	8	9	AB R H RBI BB SO LOB
Pete Rose, S OBP: 0.387, SLG: 0.475 (1, 9) X	0-0 6-3 ①		4-0 HBP BB		0-0 1-3 ①		0-0 2B 1B		0-0 F7 ②	4 1 1 0 1 0 0
Bobby Tolan, L OBP: 0.393, SLG: 0.472 (1, 8) B B B B	4-0 6-3 BB		0-3 K ①		0-0 F2 ②		0-0 1B 2B		0-0 G3 ③	4 1 1 1 1 1 1
Tony Perez, R OBP: 0.413, SLG: 0.629 (1, 5) X	0-0 6-3 ②		1-0 HBP		0-0 F2 ③		0-0 1B			3 0 1 1 0 0 1
Johnny Bench, R OBP: 0.343, SLG: 0.616 (1, 2) X	0-0 G3 ③		0-0 F2 ②		0-0 3-1 2B		0-3 K ②			4 0 1 0 0 1 4
Lee May, R OBP: 0.292, SLG: 0.483 (1, 3)		0-0 FC6-4 1B	0-3 K ③		0-0 F5 ①		0-3 K ③			4 0 1 0 0 2 4
Bernie Carbo, L OBP: 0.458, SLG: 0.577 (1, 7) X		0-0 F8 ①		0-0 3-1 ①		0-0 3-1 ②		0-0 F9 ①		4 0 0 0 0 0 2
Tommy Helms, R OBP: 0.256, SLG: 0.273 (1, 4) X		0-0 FC6-4 1B 1-2 WP		0-3 K ②		4-0 BB		0-0 4-3 ②		3 1 0 0 1 1 1
Darrel Chaney, S OBP: 0.278, SLG: 0.276 (1, 6) X		0-0 WP 1B		0-0 1B		0-0 4-3 ③		0-3 K ③		3 0 2 0 0 0 2 0 0 0 0 0 0 0
Don Gullett, R OBP: 0.250, SLG: 0.333 (9, 1) X		0-0 1-3 1B		0-0 1B		0-0 4-3 ③		0-3 K ③		
Jim McGlothlin, R OBP: 0.217, SLG: 0.185 (1, 1) X		0-0 1-3 ③		0-3 K ③		0-0 6-3 ①		0-0 L9 ①		2 0 0 0 0 1 2 0 0 0 0 0 0 0 1 0 0 0 0 0 0 1 0 0 0 0 1 0 1 0 0 0 0 0 0
Clay Carroll, R OBP: 0.182, SLG: 0.100 (7, 1)										
Dave Concepcion, R OBP: 0.333, SLG: 0.333 (7, 6)										
Jimmy Stewart, S OBP: 0.301, SLG: 0.309 (8, PH)										
Ty Cline, L OBP: 0.364, SLG: 0.429 (9, PH)										

Inning Stats	R: 0	H: 0	E: 0	K: 0	S: 3	R: 1	H: 2	E: 0	K: 0	S: 5	R: 0	H: 0	E: 0	K: 2	S: 7	R: 0	H: 1	E: 0	K: 2	S: 8	R: 0	H: 0	E: 0	K: 0	S: 3	R: 0	H: 1	E: 0	K: 0	S: 4	R: 2	H: 3	E: 0	K: 2	S: 10	R: 0	H: 0	E: 0	K: 1	S: 5	R: 0	H: 0	E: 0	K: 0	S: 3	1B: 5	SF: 0	2B: 2	SAC: 0	3B: 0	DP: 0	HR: 0	HBP: 1	WP: 1	PA: 38
--------------	------	------	------	------	------	------	------	------	------	------	------	------	------	------	------	------	------	------	------	------	------	------	------	------	------	------	------	------	------	------	------	------	------	------	-------	------	------	------	------	------	------	------	------	------	------	-------	-------	-------	--------	-------	-------	-------	--------	-------	--------

PITCHER	IP	WLS	BF	H	R	ER	SO	BB	IBB	HBP	BLK	WP	HR	S	P	ERA	WHIP	PITCHER	IP	WLS	BF	H	R	ER	SO	BB	IBB	HBP	BLK	WP	HR	S	P	ERA	WHIP														
Gaylord Perry, R ERA: 3.61 (1, 1)	9.0	W	38	7	3	3	7	3	0	1	0	1	0	48	61	3.00	1.111																																

BOTTOM

San Francisco Giants @ Cincinnati Reds
Riverfront Stadium, Cincinnati, OH
Tue Sep 01 1970, 7:05 PM EDT
Att. 25,850 - Unknown

livebaseballscorecards.com

AB	34
R	3
H	7
RBI	2
BB	3
SO	7
LOB	17



Batter	1	2	3	4	5	6	7	8	9	AB R H RBI BB SO LOB	TOP										
Bobby Bonds, R (1, 9) OBP: 0.384, SLG: 0.506	0-3 K		0-0 5-3			0-0 F8			0-0 F8	4 0 0 0 0 1 1	San Francisco Giants @ Cincinnati Reds Riverfront Stadium, Cincinnati, OH Wed Sep 02 1970, 7:05 PM EDT Att: 23,282 - Unknown livebaseballscorecards.com										
Tito Fuentes, S (1, 4) OBP: 0.296, SLG: 0.328 (8, 6)	0-0 F5			0-0 F2		0-0 F7			0-0 BB 1B	4 0 1 0 0 0 0											
Willie Mays, R (1, 8) OBP: 0.377, SLG: 0.496	0-3 K			0-3 K		0-0 F4			0-0 F9	4 0 0 0 0 2 1											
Willie McCovey, L (1, 3) OBP: 0.436, SLG: 0.612		0-3 K		0-3 K		4-0 BB BB			4-0 BB 1-2	2 0 0 0 2 2 0											
Ken Henderson, S (1, 7) OBP: 0.400, SLG: 0.466		0-0 F9			0-0 1-3	0-3 K			0-0 G3	4 0 0 0 0 1 3											
Dick Dietz, R (1, 2) OBP: 0.442, SLG: 0.562		0-3 K			0-0 6-3				0-0 2B	3 0 1 0 0 1 0											
Jim Ray Hart, R (1, 5) OBP: 0.376, SLG: 0.492			0-0 G3 2B		0-0 5-3			0-0 L6		3 0 1 0 0 0 1											
Hal Lanier, R (1, 6) OBP: 0.265, SLG: 0.282 Al Gallagher, R (8, PH) OBP: 0.341, SLG: 0.379 Bob Heise, R (8, 4) OBP: 0.258, SLG: 0.308			0-0 G3			0-0 F2		0-3 K		2 0 0 0 0 0 1 1 0 0 0 0 1 1 0 0 0 0 0 0 0											
Juan Marichal, R (1, 1) OBP: 0.086, SLG: 0.060 John Stephenson, L (8, PH) OBP: 0.118, SLG: 0.125 Don McMahon, R (8, 1) OBP: 0.267, SLG: 0.154			0-0 6-3			0-3 K		0-0 1-3		2 0 0 0 0 1 1 1 0 0 0 0 0 1 0 0 0 0 0 0 0											
Inning Stats	R: 0 E: 0 K: 2 S: 7	H: 0 LOB: 0 BB: 0 P: 7	R: 0 E: 0 K: 2 S: 7	H: 0 LOB: 0 BB: 0 P: 7	R: 0 E: 0 K: 0 S: 4	H: 1 LOB: 1 BB: 0 P: 4	R: 0 E: 0 K: 2 S: 7	H: 0 LOB: 0 BB: 0 P: 7	R: 0 E: 0 K: 1 S: 5	H: 0 LOB: 0 BB: 0 P: 5		R: 0 E: 0 K: 1 S: 5	H: 0 LOB: 1 BB: 1 P: 9	R: 0 E: 0 K: 1 S: 6	H: 1 LOB: 1 BB: 0 P: 6	R: 0 E: 0 K: 0 S: 4	H: 1 LOB: 2 BB: 1 P: 8	1B: 1 2B: 2 3B: 0 HR: 0	SF: 0 SAC: 0 DP: 0 HBP: 0	WP: 0 PB: 0 SB: 0 CS: 0	PA: 32
PITCHER Gary Nolan, R (1, 1) ERA: 3.26 Wayne Granger, R (9, 1) ERA: 2.65	IP 8.2	WLS W	BF 31	H 3	R 0	ER 0	SO 9	BB 2	IBB 0	HBP 0	BLK 0	WP 0	HR 0	S 47	P 55	ERA 0.00	WHIP 0.577				
PITCHER	IP	WLS	BF	H	R	ER	SO	BB	IBB	HBP	BLK	WP	HR	S	P	ERA	WHIP				



Batter	1	2	3	4	5	6	7	8	9	AB R H RBI BB SO LOB	TOP									
Bobby Bonds, R (1, 9) OBP: 0.384, SLG: 0.505	0-3 K		4-0 BB		0-0 F6			0-0 1B BB 1B	0-0 F5	4 1 1 0 1 1 3										
Tito Fuentes, S (1, 4) OBP: 0.298, SLG: 0.331	0-0 6-3		0-0 4-3			0-0 3-1 4-3 2B		4-0 1B 4-3 BB	0-3 K	3 2 1 0 1 0 1										
Willie Mays, R (9, PH) OBP: 0.376, SLG: 0.495								1-2 4-3 BB		1 0 0 0 0 1 2										
Ken Henderson, S (1, 8) OBP: 0.399, SLG: 0.464	0-0 F3				0-0 F7			0-0 4-3 1B		4 0 1 1 0 0 1										
Willie McCovey, L (1, 3) OBP: 0.437, SLG: 0.612		0-0 2B			4-0 BB BB			0-0 4-3 2		3 0 1 2 1 0 1										
Dick Dietz, R (1, 2) OBP: 0.444, SLG: 0.560		4-0 BB BB BB			4-0 BB BB			0-0 4-3 2		1 0 0 0 3 0 0										
Jim Ray Hart, R (1, 5) OBP: 0.369, SLG: 0.483		0-0 BB BB BB			0-0 BB BB			4-0 1-2 3-H		4 0 0 0 0 1 6										
Frank Johnson, R (1, 7) OBP: 0.347, SLG: 0.358		0-0 BB BB BB			0-0 BB BB			0-0 4-3 2		1 0 0 0 0 0 2										
Al Gallagher, R (5, PH) OBP: 0.341, SLG: 0.378		0-0 BB BB BB			0-0 BB BB			0-0 4-3 2		3 0 1 0 0 0 0										
Hal Lanier, R (1, 6) OBP: 0.263, SLG: 0.280		0-0 BB BB BB			0-0 BB BB			0-0 4-3 2		3 0 0 0 0 0 0										
Don Carrithers, R (7, 1)		0-0 BB BB BB			0-0 BB BB			0-0 4-3 2		0 0 0 0 0 0 0										
John Stephenson, L (9, PH) OBP: 0.114, SLG: 0.121		0-0 BB BB BB			0-0 BB BB			0-0 4-3 2		1 0 0 0 0 1 1										
Skip Pitlock, L (1, 1) OBP: 0.125, SLG: 0.261		0-3 BB BB BB			4-0 BB BB			0-0 4-3 2		1 0 0 0 0 1 0										
Rich Robertson, R (4, 1) OBP: 0.115, SLG: 0.255								0-0 4-3 2		0 0 0 0 1 0 0										
Don Mason, L (7, 4) OBP: 0.237, SLG: 0.121								0-0 4-3 2		2 0 1 0 0 0 0										
Inning Stats	R: 0 E: 0 K: 1 S: 5	H: 0 LOB: 0 BB: 0 P: 5	R: 0 E: 0 K: 0 S: 3	H: 1 LOB: 1 BB: 1 P: 7	R: 0 E: 0 K: 1 S: 5	H: 0 LOB: 1 BB: 1 P: 9	R: 0 E: 0 K: 0 S: 3	H: 0 LOB: 1 BB: 1 P: 7	R: 1 E: 0 K: 0 S: 4	H: 1 LOB: 0 BB: 0 P: 4	R: 0 E: 0 K: 0 S: 3	H: 0 LOB: 0 BB: 0 P: 3	R: 2 E: 0 K: 1 S: 7	H: 2 LOB: 2 BB: 2 P: 15	R: 0 E: 0 K: 2 S: 9	H: 2 LOB: 2 BB: 0 P: 9	1B: 4 2B: 2 3B: 0 HR: 0	SF: 0 SAC: 0 DP: 2 HBP: 0	WP: 0 PB: 0 SB: 0 CS: 0	PA: 38
PITCHER	IP WLS BF H R ER SO BB IBB HBP BLK WP HR S P ERA WHIP																			
Tony Cloninger, R (1, 1) ERA: 4.03	7.2 W 32 4 3 3 2 7 0 0 0 0 0 0 29 57 3.52 1.435																			
Clay Carroll, R (8, 1) ERA: 2.85	1.1 S 6 2 0 0 3 0 0 0 0 0 0 0 12 12 0.00 1.500																			

San Francisco Giants @ Cincinnati Reds
Riverfront Stadium, Cincinnati, OH
Thu Sep 03 1970, 7:05 PM EDT
Att. 20,520 - Unknown

AB	31
R	3
H	6
RBI	3
BB	7
SO	5
LOB	17



BOTTOM

San Francisco Giants @ Cincinnati Reds
Riverfront Stadium, Cincinnati, OH

livebaseballscorecards.com

AB	33
R	7
H	14
RBI	7
BB	0
SO	7
LOB	9



WP:	0	PA:	34
PB:	0		
SB:	1		
CS:	1		

Thu Sep 03 1970, 7:05 PM EDT
Att. 20,520 - Unknown

AB	R	H	RBI	BB	SO	LOB
4	0	2	0	0	0	2
4	3	2	3	0	1	2
4	1	3	2	0	1	0
4	1	1	1	0	2	1
0	0	0	0	0	0	0
4	0	1	1	0	0	0
4	0	2	0	0	0	1
4	0	0	0	0	1	2
3	1	2	0	0	1	0
2	1	1	0	0	1	1
0	0	0	0	0	0	0
1B:	9	SF:	0			
2B:	4	SAC:	1			
3B:	0	DP:	2			
HR:	1	HBP:	0			

Batter	1	2	3	4	5	6	7	8	9
Bobby Tolan, L (1, 8) OBP: 0.391, SLG: 0.468	0-0 CS 1B		0-0 FC5-4 1B		0-0 F6		0-0 4-3		
Pete Rose, S (1, 9) OBP: 0.386, SLG: 0.481	0-0 1-2 HR		0-0 FC5-4 2B		0-3 K		0-0 1B 2B		
Johnny Bench, R (1, 7) OBP: 0.344, SLG: 0.614	0-3 K		0-0 1-H 2B			0-0 2B 1B	0-0 2-H 1B		
Tony Perez, R (1, 5) OBP: 0.409, SLG: 0.623	0-0 F8			0-3 K		0-0 1-H 1B 2B	0-3 K		
Woody Woodward, R (8, 5) OBP: 0.296, SLG: 0.291									
Lee May, R (1, 3) OBP: 0.292, SLG: 0.480		0-0 F6		0-0 F8		0-0 G6-4-3 1B		0-0 5-3	
Tommy Helms, R (1, 4) OBP: 0.259, SLG: 0.276		0-0 G6-3 1B		0-0 1B		0-0 G6-4-3 1-2f		0-0 F9	
Pat Corrales, R (1, 2) OBP: 0.330, SLG: 0.372		0-0 G6-3 1-2f		0-0 1-3		0-0 4-3		0-3 K	
Dave Concepcion, R (1, 6) OBP: 0.337, SLG: 0.338			0-3 K			0-0 S 1B	0-0 4-3 SH5-4 2B 1B		
Tony Cloninger, R (1, 1) OBP: 0.206, SLG: 0.324			0-0 1B FC5-4 2B			0-3 K	0-0 SH5-4 1-2		
Clay Carroll, R (8, 1) OBP: 0.182, SLG: 0.100									

Inning Stats	R	H	E	K	S	P	H	LOB	BB	P
	1	2	0	1	6	6	0	0	0	6
	0	1	0	0	3	3	0	0	0	3
	0	3	0	1	7	7	0	0	0	7
	0	1	0	1	6	6	0	0	0	6
	0	3	0	1	8	8	0	0	0	8
	2	3	0	1	8	8	0	0	0	8
	0	0	0	0	5	5	0	0	0	5
	0	0	0	1	8	8	0	0	0	8
	0	0	0	0	5	5	0	0	0	5


PITCHER	IP	WLS	BF	H	R	ER	SO	BB	IBB	HBP	BLK	WP	HR	S	P	ERA	WHIP
Skip Pitlock, L (1, 1) ERA: 4.79	3.0	L	12	6	3	3	2	0	0	0	0	0	1	16	16	9.00	2.000
Rich Robertson, R (4, 1) ERA: 5.12	3.2		18	8	4	4	3	0	0	0	0	0	0	24	24	9.82	2.182
Don Carrithers, R (7, 1) ERA: 7.11	1.1		4	0	0	0	2	0	0	0	0	0	0	8	8	0.00	0.000

Batter	1	2	3	4	5	6	7	8	9	AB R H RBI BB SO LOB	TOP																					
Bobby Bonds, R OBP: 0.386, SLG: 0.505 (1, 9) X	0-0 F8		0-0 S 1B			0-0 SH1-3 PB 1B	0-0 F6		0-0 2-H 1B	5 1 3 1 0 0 1	San Francisco Giants @ Atlanta Braves Atlanta Stadium, Atlanta, GA Sat Sep 05 1970, 7:05 PM EDT Unknown																					
Tito Fuentes, S OBP: 0.298, SLG: 0.330 (1, 4) X (5, 6)	0-0 G6-4-3 1B		0-0 6-3 1-2			0-0 SH1-3 1-2		0-0 G3	0-3 K	4 0 1 0 0 1 2																						
Willie Mays, R OBP: 0.375, SLG: 0.493 (1, 8) X	0-0 G6-4-3 1-2f					0-0 5-3		0-0 BB 1B		4 0 1 0 0 1 2																						
Willie McCovey, L OBP: 0.435, SLG: 0.608 (1, 3) X		0-0 F8				0-0 K E 2-H		4-0 BB 1-2		3 0 0 0 1 1 0																						
Jim Ray Hart, R OBP: 0.371, SLG: 0.478 Don McMahon, R OBP: 0.267, SLG: 0.154 (1, 5) X (8, 1)		0-0 6-3				1-0 HBP 1-3		0-0 F6		2 0 0 0 1 0 2 0 0 0 0 0 0 0																						
Ken Henderson, S OBP: 0.398, SLG: 0.462 (1, 7) X		0-0 1B				0-3 K		0-0 F8		4 0 1 0 0 1 5																						
Hal Lanier, R OBP: 0.263, SLG: 0.279 Ron Hunt, R OBP: 0.396, SLG: 0.385 Don Mason, L OBP: 0.250, SLG: 0.143 (1, 6) X (5, PH) (5, 4)		0-0 F2				4-3		0-0 1-3 1B		1 0 0 0 0 0 1 1 0 0 0 0 0 0 2 0 1 0 0 0 0																						
John Stephenson, L OBP: 0.128, SLG: 0.111 (1, 2) X			0-0 F9			3-1		0-0 1-3 1-2	4-0 BB 1-3 BB	3 1 0 0 1 0 1																						
Ron Bryant, S OBP: 0.091, SLG: 0.048 Dick Dietz, R OBP: 0.444, SLG: 0.559 Jerry Johnson, R OBP: 0.143, SLG: 0.077 Al Gallagher, R OBP: 0.340, SLG: 0.377 (1, 1) X (5, PH) (5, 1) (8, 5)			0-0 1-3			0-0 F9		0-3 K	0-0 1-3 1-2	1 0 0 0 0 0 0 1 0 0 0 0 0 0 1 0 0 0 0 1 1 1 0 0 0 0 0 1																						
Inning Stats	R: 0 E: 0 K: 0 S: 3	H: 1 LOB: 0 BB: 0 P: 3	R: 0 E: 0 K: 0 S: 4	H: 1 LOB: 1 BB: 0 P: 4	R: 0 E: 0 K: 1 S: 5	H: 0 LOB: 1 BB: 1 P: 9	R: 0 E: 0 K: 0 S: 3	H: 0 LOB: 0 BB: 0 P: 3	R: 1 E: 1 K: 2 S: 9	H: 1 LOB: 2 BB: 0 P: 10		R: 0 E: 0 K: 1 S: 6	H: 1 LOB: 1 BB: 0 P: 6	R: 0 E: 0 K: 0 S: 4	H: 1 LOB: 2 BB: 1 P: 8	R: 1 E: 0 K: 1 S: 6	H: 1 LOB: 1 BB: 1 P: 10	1B: 7 2B: 0 3B: 0 HR: 0	SF: 0 SAC: 1 DP: 1 HBP: 1	WP: 0 PB: 1 SB: 1 CS: 0	PA: 38											
PITCHER Phil Niekro, R ERA: 4.33 (1, 1)	IP 9.0	WLS W	BF 38	H 7	R 2	ER 1	SO 5	BB 3	IBB 0	HBP 1	BLK 0	WP 0	HR 0	S 44	P 57	ERA 1.00	WHIP 1.111															
											PITCHER	IP	WLS	BF	H	R	ER	SO	BB	IBB	HBP	BLK	WP	HR	S	P	ERA	WHIP				

livebaseballscorecards.com

AB	33
R	2
H	7
RBI	1
BB	3
SO	5
LOB	16



Batter	1	2	3	4	5	6	7	8	9	AB R H RBI BB SO LOB	TOP																
Bobby Bonds, R (1, 9) OBP: 0.385, SLG: 0.509	0-3 K		0-0 F7		0-0 HR			0-0 4-3		4 1 1 2 0 1 1																	
Tito Fuentes, S (1, 4) OBP: 0.297, SLG: 0.329	0-0 1B		0-0 F7		0-0 5-3			0-0 F6		4 0 1 0 0 0 1																	
Ken Henderson, S (1, 8) OBP: 0.397, SLG: 0.460	0-0 F7			0-0 F4		0-0 SF8 1B		0-0 F7		4 1 1 0 0 0 1																	
Dick Dietz, R (1, 2) OBP: 0.444, SLG: 0.556	0-0 F7			4-0 FC5-4 BB		0-0 F9			4-0 WP 1B BB	2 0 0 0 2 0 2																	
Jim Ray Hart, R (1, 5) OBP: 0.369, SLG: 0.473		4-0 BB BB BB		0-0 F3		0-0 SF8			0-0 F4	2 0 0 1 1 0 2																	
George Foster, R (1, 7) Willie Mays, R (9, PH) OBP: 0.377, SLG: 0.494		0-0 G5-4-3 1-2f		0-0 FC5-4 1-2f		0-0 6-3			0-0 WP 1B	3 0 0 0 0 0 2 1 0 1 0 0 0 0																	
Ed Goodson, L (1, 3) OBP: 0.333, SLG: 0.333 Willie McCovey, L (9, PH) OBP: 0.436, SLG: 0.608		0-3 K			0-0 4-3 HR 1B		0-0 4-3		4-0 1-2 2-3 IBB	3 1 1 0 0 1 0 0 0 0 0 1 0 0	AB 30 R 3 H 6 RBI 3 BB 4 SO 6 LOB 17																
Hal Lanier, R (1, 6) OBP: 0.263, SLG: 0.279 John Stephenson, L (9, PH) OBP: 0.125, SLG: 0.108			0-0 SH1-4 1B		0-3 K		0-0 F6		0-3 K	3 0 1 0 0 1 1 1 0 0 0 0 1 3																	
Rich Robertson, R (1, 1) OBP: 0.111, SLG: 0.245 Ron Hunt, R (9, PH) OBP: 0.395, SLG: 0.384			0-0 SH1-4		0-0 4-3		0-3 K		0-3 K	2 0 0 0 0 1 1 1 0 0 0 0 1 3																	
Inning Stats	R: 0 E: 0 K: 1 S: 6	H: 1 LOB: 1 BB: 0 P: 6	R: 0 E: 0 K: 1 S: 4	H: 0 LOB: 0 BB: 1 P: 8	R: 0 E: 0 K: 0 S: 4	H: 1 LOB: 1 BB: 0 P: 4	R: 0 E: 0 K: 0 S: 3	H: 0 LOB: 1 BB: 1 P: 7	R: 2 E: 0 K: 1 S: 7	H: 2 LOB: 0 BB: 0 P: 7	R: 1 E: 0 K: 0 S: 4	H: 1 LOB: 0 BB: 0 P: 4	R: 0 E: 0 K: 1 S: 5	H: 0 LOB: 0 BB: 0 P: 5	R: 0 E: 0 K: 0 S: 3	H: 0 LOB: 0 BB: 0 P: 3	R: 0 E: 0 K: 2 S: 8	H: 1 LOB: 3 BB: 2 P: 16	1B: 5 2B: 0 3B: 0 HR: 1	SF: 1 SAC: 1 DP: 1 HBP: 0	WP: 1 PB: 0 SB: 1 CS: 0	PA: 36					
PITCHER	IP WLS BF H R ER SO BB IBB HBP BLK WP HR S P ERA WHIP																										
Mike McQueen, L (1, 1) ERA: 6.87	6.0		24	5	3	2	3	2	0	0	0	0	1	28	36	3.00	1.167										
Don Cardwell, R (7, 1) ERA: 7.13	2.0	W	7	0	0	0	1	1	0	0	0	0	0	8	12	0.00	0.500										
Hoyt Wilhelm, R (9, 1) ERA: 2.53	1.0	S	5	1	0	0	2	0	1	0	0	1	0	8	12	0.00	1.000										

San Francisco Giants @ Atlanta Braves
Atlanta Stadium, Atlanta, GA
Sat Sep 05 1970, 7:05 PM EDT
Att: 13,820 - Unknown

livebaseballscorecards.com

Batter	1	2	3	4	5	6	7	8	9
Sonny Jackson, L (1, 6) OBP: 0.344, SLG: 0.312	0-0 1-3 		0-0 			0-0 F8 		0-0 	
Ralph Garr, L (1, 9) OBP: 0.200, SLG: 0.214	0-0 F7 		0-3 			0-0 6-3 		0-0 	
Hank Aaron, R (1, 3) OBP: 0.387, SLG: 0.606	0-0 5-3 			0-0 F7 		4-0 		0-0 	
Rico Carty, R (1, 7) OBP: 0.451, SLG: 0.600 Oscar Brown, R (9, 7) OBP: 0.455, SLG: 0.552		0-0 6-3 		0-0 F8 		0-0 F9 		0-0 F6 	
Mike Lum, L (1, 8) OBP: 0.316, SLG: 0.433		0-0 		0-0 F5 			0-0 F2 	0-0 F8 	
Felix Millan, R (1, 4) OBP: 0.342, SLG: 0.375		0-0 F8 			0-0 6-3 		0-0 	0-0 5-3 	
Bob Aspromonte, R (1, 5) OBP: 0.279, SLG: 0.239		0-3 			0-0 6-3 		0-0 	0-0 	
Bob Tillman, R (1, 2) OBP: 0.293, SLG: 0.396			0-3 		0-0 		0-0 	0-0 	
Mike McQueen, L (1, 1) OBP: 0.222, SLG: 0.333 Don Cardwell, R (7, 1) OBP: 0.200, SLG: 0.222 Hoyt Wilhelm, R (9, 1) OBP: 0.231, SLG: 0.091			0-0 F3 		0-0 F6 		0-3 		

Inning Stats	R: 0	H: 0	E: 0	LOB: 0	K: 0	BB: 0	S: 3	P: 3
	R: 0	H: 1	E: 0	LOB: 1	K: 1	BB: 0	S: 6	P: 6
	R: 0	H: 1	E: 0	LOB: 1	K: 2	BB: 0	S: 8	P: 8
	R: 0	H: 0	E: 0	LOB: 0	K: 0	BB: 0	S: 3	P: 3
	R: 0	H: 1	E: 0	LOB: 1	K: 0	BB: 0	S: 4	P: 4
	R: 0	H: 0	E: 0	LOB: 1	K: 0	BB: 1	S: 3	P: 7
	R: 2	H: 3	E: 0	LOB: 0	K: 1	BB: 0	S: 7	P: 7
	R: 3	H: 3	E: 1	LOB: 0	K: 0	BB: 0	S: 6	P: 6

PITCHER	IP	WLS	BF	H	R	ER	SO	BB	IBB	HBP	BLK	WP	HR	S	P	ERA	WHIP
Rich Robertson, R (1, 1) ERA: 5.14	8.0	L	33	9	5	5	4	1	0	0	0	0	1	40	44	5.62	1.250

AB	R	H	RBI	BB	SO	LOB
4	1	2	0	0	0	0
4	1	1	1	0	1	1
3	1	1	2	1	0	0
4	0	0	0	0	0	1
0	0	0	0	0	0	0
4	0	1	0	0	0	0
4	1	1	0	0	0	1
3	1	1	0	0	1	1
3	0	2	2	0	1	0
2	0	0	0	0	0	1
1	0	0	0	0	1	0
0	0	0	0	0	0	0

1B	2B	3B	HR	SF	SAC	DP	HBP
6	2	0	1	0	0	0	0

BOTTOM

San Francisco Giants @ Atlanta Braves
Atlanta Stadium, Atlanta, GA
Sat Sep 05 1970, 7:05 PM EDT
Att. 13,820 - Unknown

AB	32
R	5
H	9
RBI	5
BB	1
SO	4
LOB	5



WP	PA
0	33

Batter	1	2	3	4	5	6	7	8	9	AB R H RBI BB SO LOB	TOP									
Bobby Bonds, R (1, 9) OBP: 0.385, SLG: 0.514	0-3 K		0-0 HR		0-0 G6-4-3 1B			0-3 K		4 1 2 1 0 2 0	San Francisco Giants @ Atlanta Braves Atlanta Stadium, Atlanta, GA Sun Sep 06 1970, 3:33 AM EDT Att: 11,418 - Unknown									
Tito Fuentes, S (1, 4) OBP: 0.302, SLG: 0.332	0-0 1B		4-0 BB 1B		0-0 F7			0-0 FC3-6 BB		3 0 2 0 1 0 1										
Willie Mays, R (1, 8) OBP: 0.380, SLG: 0.495	0-0 1B		0-0 BB 1B		0-0 G6-4-3			4-0 FC3-6 BB		3 0 2 0 1 0 1										
Willie McCovey, L (1, 3) OBP: 0.435, SLG: 0.604	0-0 F6		4-0 1-2 2-3 BB		0-0 F7			0-0 FC3-6		3 0 0 0 1 0 4										
Ken Henderson, S (1, 7) OBP: 0.394, SLG: 0.456	0-0 F8		0-3 K		0-0 3-1			0-3 K		4 0 0 0 0 2 7										
Dick Dietz, R (1, 2) OBP: 0.441, SLG: 0.551		0-0 5-3	0-3 K		0-0 5-3			0-0 F9		4 0 0 0 0 1 3										
Jim Ray Hart, R (1, 5) OBP: 0.367, SLG: 0.469		0-0 6-3		0-0 G6-4-3 1B			0-0 4-3	0-0 6-3		4 0 1 0 0 0 0										
Hal Lanier, R (1, 6) OBP: 0.263, SLG: 0.279		0-0 5-3		0-0 G6-4-3			0-0 5-3	0-0 FC5-4 1B		4 0 1 0 0 0 1										
Gaylord Perry, R (1, 1) OBP: 0.106, SLG: 0.165			0-0 6-3	0-0 4-3			0-3 K	0-0 FC5-4		4 0 0 0 0 1 1										
Inning Stats	R: 0 E: 0 K: 1 S: 7	H: 2 LOB: 2 BB: 0 P: 7	R: 0 E: 0 K: 0 S: 3	H: 0 LOB: 0 BB: 0 P: 3	R: 1 E: 0 K: 2 S: 9	H: 2 LOB: 3 BB: 2 P: 17	R: 0 E: 0 K: 0 S: 3	H: 1 LOB: 0 BB: 0 P: 3	R: 0 E: 0 K: 0 S: 3	H: 0 LOB: 0 BB: 0 P: 3	R: 0 E: 0 K: 1 S: 5	H: 0 LOB: 0 BB: 0 P: 5	R: 0 E: 0 K: 2 S: 8	H: 1 LOB: 2 BB: 1 P: 12	R: 0 E: 0 K: 0 S: 4	H: 1 LOB: 1 BB: 0 P: 4	1B: 7 2B: 0 3B: 0 HR: 1	SF: 0 SAC: 0 DP: 2 HBP: 0	WP: 0 PB: 0 SB: 0 CS: 0	PA: 36
PITCHER	IP WLS BF H R ER SO BB IBB HBP BLK WP HR S P ERA WHIP																			
Ron Reed, R (1, 1) ERA: 4.69	8.0 L 32 7 1 1 6 3 0 0 0 0 0 1 41 53 1.12 1.250																			
Bob Priddy, R (9, 1) ERA: 5.16	1.0 4 1 0 0 0 0 0 0 0 0 0 0 4 4 0.00 1.000																			

livebaseballscorecards.com

AB	33
R	1
H	8
RBI	1
BB	3
SO	6
LOB	18



Batter	1	2	3	4	5	6	7	8	9	AB	R	H	RBI	BB	SO	LOB	BOTTOM
--------	---	---	---	---	---	---	---	---	---	----	---	---	-----	----	----	-----	--------

Felix Millan, R <small>OBP: 0.341, SLG: 0.374</small> (1, 4)	0-3 		0-0 			0-0 		0-0 		4	0	1	0	0	1	2	San Francisco Giants @ Atlanta Braves Atlanta Stadium, Atlanta, GA Sun Sep 06 1970, 3:33 AM EDT Att. 11,418 - Unknown
Ralph Garr, L <small>OBP: 0.158, SLG: 0.167</small> (1, 9)	0-0 		0-0 			0-0 			0-0 	4	0	0	0	0	0	3	
Orlando Cepeda, R <small>OBP: 0.371, SLG: 0.557</small> (1, 3)	0-0 				0-3 	0-0 			0-0 	4	0	0	0	0	1	1	
Rico Carty, R <small>OBP: 0.447, SLG: 0.594</small> (1, 7)		0-0 		0-3 		0-0 			0-0 	4	0	0	0	0	1	1	
Mike Lum, L <small>OBP: 0.316, SLG: 0.432</small> (1, 8)		0-0 		0-0 			0-0 			3	0	1	0	0	0	0	
Clete Boyer, R <small>OBP: 0.302, SLG: 0.377</small> (1, 5)		0-0 		0-3 		0-0 				3	0	0	0	0	1	1	
Bob Tillman, R <small>OBP: 0.298, SLG: 0.397</small> (1, 2)			4-0 		0-0 	0-3 				2	0	1	0	1	1	0	
Gil Garrido, R <small>OBP: 0.304, SLG: 0.330</small> (1, 6)			0-0 		0-0 			0-0 		3	0	1	0	0	0	1	
Ron Reed, R <small>OBP: 0.121, SLG: 0.152</small> Hank Aaron, R <small>OBP: 0.386, SLG: 0.605</small> Bob Priddy, R <small>OBP: 0.250, SLG: 0.200</small> (8, PH) (9, 1)			0-0 		0-0 		0-0 			2	0	0	0	0	0	3	

Inning Stats	R: 0	H: 0	E: 0	K: 1	S: 5	R: 0	H: 1	E: 0	K: 0	S: 3	R: 0	H: 1	E: 0	K: 0	S: 4	R: 0	H: 0	E: 0	K: 2	S: 7	R: 0	H: 1	E: 0	K: 1	S: 6	R: 0	H: 1	E: 0	K: 0	S: 4	R: 0	H: 0	E: 0	K: 1	S: 5	R: 0	H: 0	E: 0	K: 0	S: 3	R: 0	H: 0	E: 0	K: 0	S: 3	1B: 4	2B: 0	3B: 0	HR: 0	SF: 0	SAC: 0	DP: 0	HBP: 0	WP: 0	PA: 31
PITCHER Gaylord Perry, R <small>ERA: 3.5</small> (1, 1)	IP	WLS	BF	H	R	ER	SO	BB	IBB	HBP	BLK	WP	HR	S	P	ERA	WHIP																	IP	WLS	BF	H	R	ER	SO	BB	IBB	HBP	BLK	WP	HR	S	P	ERA	WHIP					



livebaseballscorecards.com

Batter	1	2	3	4	5	6	7	8	9	AB R H RBI BB SO LOB	TOP																													
Bobby Tolan, L (1, 8) OBP: 0.391, SLG: 0.477	0-0 1-3		0-0 4-3		0-0 FC3-6		0-0 2B 1-3 1B		0-0 3-1	5 1 1 0 0 0 1																														
Pete Rose, S (1, 9) OBP: 0.391, SLG: 0.483	0-3 K		0-0 1B		0-0 E3		0-0 1-3 3-H 2B		0-0 1B	5 0 3 1 0 1 1																														
Johnny Bench, R (1, 2) OBP: 0.345, SLG: 0.612	4-0 BB		0-0 5-3		0-0 F2		0-0 G6-4-3 2-3 3-H 1B		0-0 F6	4 0 1 1 1 0 4																														
Tony Perez, R (1, 5) OBP: 0.401, SLG: 0.609	0-0 F5			0-0 F9		0-0 6-3	0-0 G6-4-3 1-2f			4 0 0 0 0 0 3																														
Lee May, R (1, 3) OBP: 0.291, SLG: 0.473		0-0 F8		0-0 5-3		0-0 1B		0-0 F8		4 0 1 0 0 0 0																														
Bernie Carbo, L (1, 7) OBP: 0.456, SLG: 0.566		0-3 K		0-0 1B		0-3 K		0-3 K		4 0 1 0 0 3 1																														
Tommy Helms, R (1, 4) OBP: 0.258, SLG: 0.275		0-0 FC4-6 1B		0-0 1-3		0-0 F9		0-0 6-3		4 0 1 0 0 0 2																														
Dave Concepcion, R (1, 6) OBP: 0.337, SLG: 0.338		0-0 FC4-6			0-0 F8		0-0 6-3		0-0 HR	2 0 0 0 0 0 1																														
Angel Bravo, L (7, PH) OBP: 0.377, SLG: 0.344										1 0 0 0 0 0 0																														
Darrel Chaney, S (7, 6) OBP: 0.287, SLG: 0.313										1 1 1 1 0 0 0																														
Gary Nolan, R (1, 1) OBP: 0.177, SLG: 0.123			0-3 K		0-0 FC3-6 1B				0-0 L9	2 0 1 0 0 1 0																														
Jimmy Stewart, S (7, PH) OBP: 0.308, SLG: 0.316										1 1 1 0 0 0 0																														
Jim Maloney, L (7, 1)										0 0 0 0 0 0 0																														
Ty Cline, L (9, PH) OBP: 0.356, SLG: 0.404										1 0 0 0 0 0 0																														
Inning Stats	R: 0 E: 0 K: 1 S: 5	H: 0 LOB: 1 BB: 1 P: 9	R: 0 E: 0 K: 1 S: 6	H: 1 LOB: 1 BB: 0 P: 6	R: 0 E: 0 K: 1 S: 6	H: 1 LOB: 1 BB: 0 P: 6	R: 0 E: 0 K: 0 S: 4	H: 1 LOB: 1 BB: 0 P: 4	R: 0 E: 1 K: 0 S: 5	H: 1 LOB: 2 BB: 0 P: 5	R: 0 E: 0 K: 1 S: 6	H: 1 LOB: 1 BB: 0 P: 6	R: 2 E: 0 K: 0 S: 6	H: 4 LOB: 1 BB: 0 P: 6	R: 0 E: 0 K: 1 S: 5	H: 0 LOB: 0 BB: 0 P: 5	R: 1 E: 0 K: 0 S: 5	H: 2 LOB: 1 BB: 0 P: 5	1B: 9 2B: 1 3B: 0 HR: 1	SF: 0 SAC: 0 DP: 1 HBP: 0	WP: 0 PB: 0 SB: 0 CS: 0	PA: 39																		
PITCHER Juan Marichal, R (1, 1) ERA: 4.07	IP 9.0	WLS W	BF 39	H 11	R 3	ER 3	SO 5	BB 1	IBB 0	HBP 0	BLK 0	WP 0	HR 1	S 48	P 52	ERA 3.00	WHIP 1.333						PITCHER	IP 9.0	WLS W	BF 39	H 11	R 3	ER 3	SO 5	BB 1	IBB 0	HBP 0	BLK 0	WP 0	HR 1	S 48	P 52	ERA 3.00	WHIP 1.333

Cincinnati Reds @ San Francisco Giants
 Candlestick Park, San Francisco, CA
 Mon Sep 07 1970, 6:33 AM EDT
 Unknown

livebaseballscorecards.com

AB	38
R	3
H	11
RBI	3
BB	1
SO	5
LOB	13



Batter	1	2	3	4	5	6	7	8	9	AB R H RBI BB SO LOB
Bobby Bonds, R OBP: 0.385, SLG: 0.518 (1, 9) X	0-0 HR	0-3 K			0-3 K		0-3 K			4 1 1 1 0 3 0
Tito Fuentes, S OBP: 0.302, SLG: 0.334 (1, 4) X	0-0 1B SF7 2B	0-0 4-3			0-0 5-3		0-0 G3			4 1 1 0 0 0 0
Willie Mays, R OBP: 0.381, SLG: 0.494 (1, 8) X	0-0 WP BB 2-3 1B		0-0 6-3		4-0 BB		0-0 F8			3 0 1 0 1 0 0
Willie McCovey, L OBP: 0.434, SLG: 0.609 (1, 3) X	0-0 SF7		0-0 6-3		0-0 6-3		0-0 HR			3 1 1 2 0 0 1
Dick Dietz, R OBP: 0.439, SLG: 0.547 (1, 2) X	0-0 F3		0-0 F9		0-3 K		4-0 1B 2B BB			3 1 0 0 1 1 1
Ken Henderson, S OBP: 0.398, SLG: 0.457 (1, 7) B B B B	4-0 WP 1-2 BB		4-0 E S E BB		4-0 F7-4 BB BB		0-0 1-2 2B 1B			1 2 1 0 3 0 0
Jim Ray Hart, R OBP: 0.369, SLG: 0.464 (1, 5) B B B B	4-0 1-2 2-3 IBB		0-0 5-3 1-3		4-0 1-2 BB		0-0 F8			2 0 0 0 2 0 3
Hal Lanier, R OBP: 0.263, SLG: 0.281 (1, 6) X	0-0 F8		0-3 K		0-0 F7-4		0-0 1-H 2-H 2B			4 0 1 2 0 1 5
Juan Marichal, R OBP: 0.081, SLG: 0.056 (1, 1) S S S		0-3 K		0-0 F4		0-3 K		0-0 F6		4 0 0 0 0 2 1

Inning Stats	R: 2	H: 3	E: 0	LOB: 3	K: 0	S: 6	P: 14	R: 0	H: 0	E: 0	LOB: 0	K: 2	BB: 0	S: 7	R: 0	H: 0	E: 0	LOB: 0	K: 0	BB: 0	S: 3	R: 1	H: 0	E: 1	LOB: 0	K: 1	BB: 1	S: 5	R: 0	H: 0	E: 0	LOB: 1	K: 1	BB: 1	S: 5	R: 0	H: 0	E: 0	LOB: 0	K: 2	BB: 0	S: 7	R: 3	H: 3	E: 0	LOB: 1	K: 0	BB: 1	S: 6	P: 10	1B: 2	SF: 1	2B: 3	SAC: 0	3B: 0	DP: 1	HR: 2	HBP: 0
--------------	------	------	------	--------	------	------	-------	------	------	------	--------	------	-------	------	------	------	------	--------	------	-------	------	------	------	------	--------	------	-------	------	------	------	------	--------	------	-------	------	------	------	------	--------	------	-------	------	------	------	------	--------	------	-------	------	-------	-------	-------	-------	--------	-------	-------	-------	--------

PITCHER	IP	WLS	BF	H	R	ER	SO	BB	IBB	HBP	BLK	WP	HR	S	P	ERA	WHIP
Gary Nolan, R ERA: 3.25 (1, 1)	6.0	L	26	3	3	2	5	5	1	0	0	1	1	30	54	3.00	1.333
Jim Maloney, R ERA: 12.46 (7, 1)	2.0		10	3	3	3	2	1	0	0	0	0	1	13	17	13.50	2.000

BOTTOM

Cincinnati Reds @ San Francisco Giants
Candlestick Park, San Francisco, CA
Mon Sep 07 1970, 6:33 AM EDT
Unknown

AB	28
R	6
H	6
RBI	5
BB	7
SO	7
LOB	11



WP: 1	PA: 36
PB: 0	SB: 1
CS: 0	

Batter	1	2	3	4	5	6	7	8	9	AB R H RBI BB SO LOB	TOP													
Bobby Tolan, L (1, 8) OBP: 0.393, SLG: 0.484	0-0 F7-3 1B		0-0 HR		4-0 CS BB		0-3 K			3 1 2 2 1 1 0														
Pete Rose, S (1, 9) OBP: 0.391, SLG: 0.483	0-0 F7-3 1-2		0-0 1B 1B		4-0 BB			0-0 F6		3 1 1 0 1 0 1														
Bernie Carbo, L (1, 7) OBP: 0.456, SLG: 0.564	0-3 K		0-0 1B 1-3 1B		0-0 1-3			4-0 FC5-4 BB		3 0 1 0 1 1 1														
Tony Perez, R (1, 5) OBP: 0.402, SLG: 0.608		0-0 4-3	0-0 1-2 1B		0-0 FC6-4 1B			0-0 FC5-4 1-2f		4 0 2 1 0 0 1														
Lee May, R (1, 3) OBP: 0.289, SLG: 0.470		0-0 F4	0-3 K		0-3 K			0-3 K2-3		4 0 0 0 0 3 4														
Darrel Chaney, S (1, 4) OBP: 0.278, SLG: 0.302		0-3 K		0-0 F9		0-0 FC6-4 1-2f		0-3 K		3 0 0 0 0 1 1 1 0 0 0 0 1 0														
Jimmy Stewart, S (9, PH) OBP: 0.305, SLG: 0.313				0-0 F9		0-0 F3 1-2																		
Pat Corrales, R (1, 2) OBP: 0.314, SLG: 0.351			0-0 1-3	0-3 K		0-0 F3		4-0 BB		3 0 0 0 0 1 1 0 0 0 0 1 0 0														
Ty Cline, L (9, PH) OBP: 0.367, SLG: 0.404			0-0 1-3	0-3 K		0-0 F3		4-0 BB		3 0 0 0 0 1 1 0 0 0 0 1 0 0														
Frank Duffy, R (1, 6) OBP: 0.200, SLG: 0.400			0-0 4-3 HR 2B	0-0 6-3		0-0 F9		0-0 F4		3 1 1 0 0 0 0 1 0 0 0 0 0 1														
Johnny Bench, R (9, PH) OBP: 0.345, SLG: 0.611			0-0 4-3 HR 2B	0-0 6-3		0-0 F9		0-0 F4		3 1 1 0 0 0 0 1 0 0 0 0 0 1														
Tony Cloninger, R (1, 1) OBP: 0.189, SLG: 0.297			0-0 4-3		0-0 4-3		0-0 4-3		0-0 K															
Clay Carroll, R (7, 1) OBP: 0.154, SLG: 0.083			0-0 4-3		0-0 4-3		0-3 K		0-3 K		3 0 0 0 0 1 1 0 0 0 0 0 0 0 1 0 0 0 0 1 1													
Angel Bravo, L (9, PH) OBP: 0.371, SLG: 0.339			0-0 4-3		0-0 4-3		0-3 K		0-3 K		3 0 0 0 0 1 1 0 0 0 0 0 0 0 1 0 0 0 0 1 1													
Inning Stats	R: 0 E: 0 K: 1 S: 5	H: 1 LOB: 0 BB: 0 P: 5	R: 0 E: 0 K: 1 S: 5	H: 0 LOB: 0 BB: 0 P: 5	R: 3 E: 0 K: 1 S: 10	H: 5 LOB: 2 BB: 0 P: 10	R: 0 E: 0 K: 1 S: 5	H: 0 LOB: 0 BB: 0 P: 5	R: 0 E: 0 K: 0 S: 2	H: 0 LOB: 1 BB: 2 P: 10	R: 0 E: 0 K: 1 S: 6	H: 1 LOB: 1 BB: 0 P: 6	R: 0 E: 0 K: 2 S: 7	H: 0 LOB: 0 BB: 0 P: 7	R: 0 E: 0 K: 1 S: 5	H: 0 LOB: 1 BB: 1 P: 9	R: 0 E: 0 K: 2 S: 7	H: 0 LOB: 1 BB: 1 P: 11	1B: 5 2B: 2 3B: 0 HR: 1	SF: 0 SAC: 0 DP: 1 HBP: 0	WP: 0 PB: 0 SB: 1 CS: 1	PA: 36		
PITCHER	IP	WLS	BF	H	R	ER	SO	BB	IBB	HBP	BLK	WP	HR	S	P	ERA	WHIP							
Don Carrithers, R (1, 1) ERA: 7.48	2.2		13	6	3	3	2	0	0	0	0	0	1	17	17	10.12	2.250							
Jerry Johnson, R (3, 1) ERA: 4.55	2.1		8	0	0	0	2	2	0	0	0	0	0	10	18	0.00	0.857							
John Cumberland, L (6, 1) ERA: 3.71	2.0	W	7	1	0	0	3	0	0	0	0	0	0	13	13	0.00	0.500							
Don McMahon, R (8, 1) ERA: 3.0	2.0	S	8	0	0	0	3	2	0	0	0	0	0	12	20	0.00	1.000							

Cincinnati Reds @ San Francisco Giants
Candlestick Park, San Francisco, CA
 Mon Sep 07 1970, 6:38 AM EDT
 Att. 22,362 - Unknown

livebaseballscorecards.com

AB	32
R	3
H	7
RBI	3
BB	4
SO	10
LOB	12



Batter	1	2	3	4	5	6	7	8	9	AB R H RBI BB SO LOB	TOP											
Bobby Tolan, L (1, 8) OBP: 0.391, SLG: 0.483	0-0 6-3	0-0 2B		0-3 K			0-0 5-3		0-3 K	5 0 1 3 0 2 1												
Pete Rose, S (1, 9) OBP: 0.390, SLG: 0.481	0-3 K	0-0 1-3			0-0 F7		0-0 G5-3 1B			4 0 1 0 0 1 1												
Bernie Carbo, L (1, 7) OBP: 0.456, SLG: 0.562	4-0 E BB		0-0 4-3		0-0 4-3		0-0 1-2 1B			3 0 1 0 1 0 0												
Johnny Bench, R (1, 2) OBP: 0.342, SLG: 0.606	0-3 K		0-3 K		0-0 5-3		0-0 G5-3			4 0 0 0 0 2 3												
Tony Perez, R (1, 5) OBP: 0.403, SLG: 0.607		0-0 SH5-4 1B 2B 1B	0-0 F9		0-0 2B FC6-2 1B			0-3 K		4 1 2 0 0 1 0												
Lee May, R (1, 3) OBP: 0.290, SLG: 0.472		0-0 SH5-4 1-2 2B 1B		0-3 K		0-0 FC6-2 1-3 FC6-4 2B		0-3 K		4 2 2 0 0 2 0												
Tommy Helms, R (1, 4) OBP: 0.257, SLG: 0.274		0-0 SH5-4 1-2 2-3		0-0 E9 WP 1B		0-0 FC6-2 2-3 3-H		0-0 F7		3 1 0 0 0 0 2												
Dave Concepcion, R (1, 6) OBP: 0.340, SLG: 0.338		4-0 2B IBB		0-0 S 1-H 1B		0-0 FC6-4 1-2f 3-H			0-0 1-3	3 1 1 2 1 0 1												
Jim Merritt, L (1, 1) OBP: 0.209, SLG: 0.280		0-3 K		0-3 K		0-3 K			0-0 F8	0 0 0 0 0 0 0												
Ray Washburn, R (1, 1)										3 0 0 0 0 3 5												
Wayne Granger, R (8, 1) OBP: 0.111, SLG: 0.111										1 0 0 0 0 0 0												
Inning Stats	R: 0 E: 1 K: 2 S: 7	H: 0 LOB: 1 BB: 1 P: 11	R: 3 E: 0 K: 1 S: 8	H: 3 LOB: 1 BB: 1 P: 12	R: 0 E: 0 K: 1 S: 5	H: 0 LOB: 0 BB: 0 P: 5	R: 1 E: 1 K: 3 S: 11	H: 1 LOB: 1 BB: 0 P: 11	R: 0 E: 0 K: 0 S: 3	H: 0 LOB: 0 BB: 0 P: 3	R: 1 E: 0 K: 1 S: 7	H: 2 LOB: 1 BB: 0 P: 7	R: 0 E: 0 K: 0 S: 4	H: 2 LOB: 1 BB: 0 P: 4	R: 0 E: 0 K: 2 S: 7	H: 0 LOB: 0 BB: 0 P: 7	R: 0 E: 0 K: 1 S: 5	H: 0 LOB: 0 BB: 0 P: 5	1B: 6 2B: 2 3B: 0 HR: 0	SF: 0 SAC: 1 DP: 1 HBP: 0	WP: 1 PB: 0 SB: 1 CS: 0	PA: 37
PITCHER	IP WLS BF H R ER SO BB IBB HBP BLK WP HR S P ERA WHIP																					
Frank Reberger, R (1, 1) ERA: 5.77	7.0 L 31 8 5 4 8 1 1 0 0 1 0 45 53 5.14 1.286																					
Rich Robertson, R (8, 1) ERA: 5.11	1.0 3 0 0 0 2 0 0 0 0 0 0 7 7 0.00 0.000																					
Mike Davison, L (9, 1) ERA: 6.42	1.0 3 0 0 0 1 0 0 0 0 0 0 5 5 0.00 0.000																					

Cincinnati Reds @ San Francisco Giants
 Candlestick Park, San Francisco, CA
 Tue Sep 08 1970, 10:05 PM EDT
 Att. 6,046 - Unknown

AB	34
R	5
H	8
RBI	5
BB	2
SO	11
LOB	13



Batter	1	2	3	4	5	6	7	8	9	AB R H RBI BB SO LOB
Bobby Bonds, R OBP: 0.384, SLG: 0.514 (1, 9)	0-0 F8	0-3 K		0-3 K					0-3 K	5 0 1 0 0 3 0
Tito Fuentes, S OBP: 0.307, SLG: 0.344 (1, 4) (9, 6)	0-0 5-3	0-0 4-3			0-0 F7		0-0 FC3-6		0-0 PB 1B	5 0 1 0 0 0 2
Ken Henderson, S OBP: 0.395, SLG: 0.452 (1, 8)	0-0 BB 1B		4-0 BB BB BB BB	4-0 G3-5-3 BB		0-0 G3	0-0 F4		0-0 F7	4 1 1 0 1 0 2
Willie McCovey, L OBP: 0.431, SLG: 0.602 (1, 3) Frank Johnson, R OBP: 0.347, SLG: 0.353 (4, 3)	4-0 BB 1B 1-2 BB		0-0 G3-5-3	0-3 K		0-0 K		4-0 FC6-4 BB	0-0 5-3	1 0 0 0 1 0 1 2 0 0 0 1 1 1
Dick Dietz, R OBP: 0.440, SLG: 0.548 (1, 2)	0-0 BB 1B		0-0 1B 2B			0-0 G6-4-3 1B		0-0 FC6-4 WP 6-3 1-2f		4 1 3 1 0 0 1
Al Gallagher, R OBP: 0.342, SLG: 0.376 (1, 5)	4-0 1-2 2-3 BB		0-0 FC6-4 1B			0-0 G6-4-3		0-0 6-3		3 0 1 1 1 0 2
Bernie Williams, R OBP: 0.429, SLG: 0.500 (1, 7)	0-0 1-3		0-0 FC6-4			0-0 2B		4-0 WP BB		3 0 1 0 1 0 4
Hal Lanier, R OBP: 0.262, SLG: 0.280 (1, 6) Jim Ray Hart, R OBP: 0.370, SLG: 0.460 (8, PH) Don Mason, L OBP: 0.250, SLG: 0.143 (8, PR) (9, 4)		0-0 F3		0-0 G3		0-0 F7		4-0 BB 1-2 2-3 BB		3 0 0 0 0 0 1 0 0 0 0 1 0 0 0 0 0 0 0 0 0
Frank Reberger, L OBP: 0.184, SLG: 0.211 (1, 1) Ed Goodson, L OBP: 0.200, SLG: 0.200 (7, PH) Rich Robertson, R OBP: 0.111, SLG: 0.245 (8, 1) Willie Mays, R OBP: 0.379, SLG: 0.492 (8, PH) Mike Davison, L (9, 1)		0-3 K		0-0 F8			0-0 G3	0-3 K		2 0 0 0 0 1 0 1 0 0 0 0 0 0 0 0 0 0 0 0 0 1 0 0 0 0 1 3 0 0 0 0 0 0 0

Inning Stats	R: 1 E: 0 K: 0 S: 5	H: 2 LOB: 3 BB: 2 P: 13	R: 0 E: 1 K: 2 S: 8	H: 0 LOB: 1 BB: 0 P: 8	R: 1 E: 0 K: 0 S: 4	H: 2 LOB: 1 BB: 1 P: 8	R: 0 E: 0 K: 1 S: 5	H: 0 LOB: 0 BB: 0 P: 5	R: 0 E: 0 K: 1 S: 5	H: 0 LOB: 0 BB: 0 P: 5	R: 0 E: 0 K: 0 S: 4	H: 2 LOB: 1 BB: 0 P: 4	R: 0 E: 0 K: 0 S: 4	H: 1 LOB: 1 BB: 0 P: 4	R: 0 E: 0 K: 1 S: 5	H: 0 LOB: 3 BB: 3 P: 17	R: 0 E: 0 K: 1 S: 6	H: 1 LOB: 1 BB: 0 P: 6	1B: 6 2B: 2 3B: 0 HR: 0	SF: 0 SAC: 0 DP: 2 HBP: 0	WP: 1 PB: 1 SB: 0 CS: 0	PA: 40
--------------	------------------------------	----------------------------------	------------------------------	---------------------------------	------------------------------	---------------------------------	------------------------------	---------------------------------	------------------------------	---------------------------------	------------------------------	---------------------------------	------------------------------	---------------------------------	------------------------------	----------------------------------	------------------------------	---------------------------------	----------------------------------	------------------------------------	----------------------------------	--------

PITCHER	IP	WLS	BF	H	R	ER	SO	BB	IBB	HBP	BLK	WP	HR	S	P	ERA	WHIP
Jim Merritt, L ERA: 4.09 (1, 1)	0.2		5	2	1	1	0	1	0	0	0	0	0	4	8	13.50	4.500
Ray Washburn, R ERA: 6.45 (1, 1)	7.0	W	29	5	1	1	4	4	0	0	0	0	0	33	49	1.29	1.286
Wayne Granger, R ERA: 2.71 (8, 1)	1.1	S	6	1	0	0	2	1	0	0	0	1	0	9	13	0.00	1.500

BOTTOM

Cincinnati Reds @ San Francisco Giants
Candlestick Park, San Francisco, CA
Tue Sep 08 1970, 10:05 PM EDT
Att. 6,046 - Unknown

livebaseballscorecards.com

AB	34
R	2
H	8
RBI	2
BB	6
SO	6
LOB	17



Batter	1	2	3	4	5	6	7	8	9	AB R H RBI BB SO LOB	TOP																										
Jesus Alou, R OBP: 0.341, SLG: 0.390 (1, 9)	0-0 6-3	0-0 3-1		0-0 E4 1B		0-0 PB 2B 2B		0-0 4-3		5 1 1 0 0 0 3																											
Joe Morgan, L OBP: 0.403, SLG: 0.395 (1, 4)	0-0 F7		0-0 F9	0-0 1B		0-3 K		0-0 F5		5 0 1 1 0 1 1																											
Jimmy Wynn, R OBP: 0.401, SLG: 0.516 (1, 7)	0-0 E5 1B		0-3 K	0-0 5-3		0-0 2B			0-0 WP S 1B	5 0 3 1 0 1 2																											
Bob Watson, R OBP: 0.319, SLG: 0.431 (1, 3)	0-0 6-3		0-0 F6			0-3 K		0-0 F8		5 0 0 0 0 2 3																											
Denis Menke, R OBP: 0.396, SLG: 0.443 (1, 6)			0-3 K		4-0 2B 1B BB	0-0 FC5 1B 1B		4-0 G6-4-3 BB	0-3 K	3 1 1 0 2 2 1																											
Doug Rader, R OBP: 0.319, SLG: 0.426 (1, 5)		0-0 F9		0-0 F8		0-3 K		0-0 G6-4-3	0-0 F9	5 0 0 0 0 1 4																											
Cesar Cedeno, R OBP: 0.320, SLG: 0.427 (1, 8)		0-0 1B 1B 1B		0-0 1B 2B		0-0 1B		4-0 S 1B BB		3 2 3 0 1 0 0																											
Larry Howard, R OBP: 0.404, SLG: 0.538 (1, 2)		0-0 1B 1B		0-0 E 1B SH2-4		0-0 FC5		0-0 1B		4 1 3 2 0 0 2																											
Larry Dierker, R OBP: 0.171, SLG: 0.188 (1, 1)		0-0 1B		0-0 SH2-4				0-0 6-3	0-0 F5	2 0 1 1 0 0 0																											
Jim Ray, R OBP: 0.200, SLG: 0.200 (7, 1)										0 0 0 0 0 0 0																											
Keith Lampard, L OBP: 0.288, SLG: 0.373 (8, PH)										1 0 0 0 0 0 0																											
George Culver, R OBP: 0.182, SLG: 0.300 (8, 1)		1-2 3-H 1B		1-2						0 0 0 0 0 0 0																											
Inning Stats	R: 0 E: 1 K: 0 S: 4	H: 1 LOB: 1 BB: 0 P: 4	R: 1 E: 0 K: 1 S: 8	H: 3 LOB: 2 BB: 0 P: 8	R: 0 E: 0 K: 1 S: 5	H: 0 LOB: 0 BB: 0 P: 5	R: 3 E: 1 K: 0 S: 7	H: 3 LOB: 2 BB: 1 P: 11	R: 0 E: 0 K: 2 S: 9	H: 2 LOB: 2 BB: 0 P: 9	R: 1 E: 0 K: 1 S: 7	H: 2 LOB: 1 BB: 0 P: 7	R: 0 E: 0 K: 0 S: 2	H: 1 LOB: 2 BB: 2 P: 10	R: 0 E: 0 K: 0 S: 3	H: 0 LOB: 0 BB: 0 P: 3	R: 0 E: 0 K: 2 S: 8	H: 1 LOB: 1 BB: 0 P: 8	1B: 10 2B: 3 3B: 0 HR: 0	SF: 0 SAC: 1 DP: 1 HBP: 0	WP: 1 PB: 1 SB: 2 CS: 0	PA: 42															
PITCHER	IP WLS BF H R ER SO BB IBB HBP BLK WP HR S P ERA WHIP																																				
Ron Bryant, L ERA: 5.19 (1, 1)	3.2		20	7	4	3	2	1	0	0	0	0	0	23	27	7.36	2.182																				
Jerry Johnson, R ERA: 4.45 (4, 1)	3.1	W	15	5	1	1	3	2	0	0	0	0	0	19	27	2.70	2.100																				
Don McMahon, R ERA: 2.93 (8, 1)	2.0	S	7	1	0	0	2	0	0	0	0	1	0	11	11	0.00	0.500																				

Houston Astros @ San Francisco Giants
Candlestick Park, San Francisco, CA
Wed Sep 09 1970, 6:33 AM EDT
Att. 3,180 - Unknown

livebaseballscores.com

AB	38
R	5
H	13
RBI	5
BB	3
SO	7
LOB	16



Batter	1	2	3	4	5	6	7	8	9	AB	R	H	RBI	BB	SO	LOB
Bobby Bonds, R OBP: 0.386, SLG: 0.519 (1, 9)	4-0 S HR BB		0-0 6-3	0-3 K		0-0 3B	0-0 1-H 2B			4	1	2	0	1	1	1
Tito Fuentes, S OBP: 0.309, SLG: 0.345 (1, 4)	0-0 F8 1-2		0-0 1B 1B	0-0 HR 1B		0-0 G3		0-3 K		5	2	2	0	0	1	2
Willie Mays, R OBP: 0.381, SLG: 0.507 (1, 8)	0-0 HR		0-0 F8 1B 1B	0-0 HR		0-0 6-3		0-3 K		5	2	3	5	0	1	1
Dick Dietz, R OBP: 0.441, SLG: 0.548 (1, 2)	0-0 5-3		0-0 BB 1B 1B	0-0 1B			4-0 1B 2B BB	0-0 E6		4	1	2	1	1	0	0
Ken Henderson, S OBP: 0.395, SLG: 0.450 (1, 7)	4-0 BB		0-0 F8 2-3	0-0 G3			0-0 2B 1B	0-3 K		4	1	1	0	1	1	4
Jim Ray Hart, R OBP: 0.368, SLG: 0.454 Al Gallagher, R OBP: 0.342, SLG: 0.376 (1, 5) (8, 5)	0-0 F4		4-0 BB		0-0 5-3		0-3 K			3	0	0	0	1	1	3
Ed Goodson, L OBP: 0.125, SLG: 0.125 Willie McCovey, L OBP: 0.432, SLG: 0.605 Frank Johnson, R OBP: 0.347, SLG: 0.353 (1, 3) (7, PH) (7, PR) (8, 3)		0-0 G3	0-0 G3		0-0 4-3		0-0 1B 2B			3	0	0	0	0	0	3
Hal Lanier, R OBP: 0.264, SLG: 0.281 (1, 6)		0-0 G3		4-0 1B HR BB	0-0 F7		0-0 2B 1B			3	1	1	1	1	0	0
Ron Bryant, S OBP: 0.087, SLG: 0.045 Jerry Johnson, R OBP: 0.118, SLG: 0.063 Ron Hunt, R OBP: 0.395, SLG: 0.383 Don McMahon, R OBP: 0.267, SLG: 0.154 (1, 1) (4, 1) (7, PH) (8, 1)		0-0 4-3		0-3 K		0-0 5-3	0-0 F8			1	0	0	0	0	0	0

Inning Stats	R: 2	H: 1	E: 0	K: 0	S: 4	LOB: 1	BB: 2	P: 12	R: 0	H: 0	E: 0	K: 0	S: 3	LOB: 0	BB: 0	P: 3	R: 1	H: 3	E: 0	K: 0	S: 6	LOB: 3	BB: 1	P: 10	R: 3	H: 3	E: 0	K: 2	S: 10	LOB: 1	BB: 1	P: 14	R: 0	H: 0	E: 0	K: 0	S: 3	LOB: 0	BB: 0	P: 3	R: 0	H: 1	E: 0	K: 0	S: 4	LOB: 1	BB: 0	P: 4	R: 3	H: 4	E: 0	K: 1	S: 8	LOB: 2	BB: 1	P: 12	R: 0	H: 0	E: 1	K: 3	S: 10	LOB: 1	BB: 0	P: 10
--------------	------	------	------	------	------	--------	-------	-------	------	------	------	------	------	--------	-------	------	------	------	------	------	------	--------	-------	-------	------	------	------	------	-------	--------	-------	-------	------	------	------	------	------	--------	-------	------	------	------	------	------	------	--------	-------	------	------	------	------	------	------	--------	-------	-------	------	------	------	------	-------	--------	-------	-------

PITCHER	IP	WLS	BF	H	R	ER	SO	BB	IBB	HBP	BLK	WP	HR	S	P	ERA	WHIP
Larry Dierker, R ERA: 4.01 (1, 1)	6.0	L	32	9	8	8	2	5	0	0	0	0	2	31	51	12.00	2.333
Jim Ray, R ERA: 3.63 (7, 1)	1.0		5	3	1	1	1	0	0	0	0	0	0	7	7	9.00	3.000
George Culver, R ERA: 3.79 (8, 1)	1.0		4	0	0	0	3	0	0	0	0	0	0	10	10	0.00	0.000

BOTTOM

Houston Astros @ San Francisco Giants
Candlestick Park, San Francisco, CA

Wed Sep 09 1970, 6:33 AM EDT
Att. 3,180 - Unknown

AB	36
R	9
H	12
RBI	9
BB	5
SO	6
LOB	17

livebaseballscorecards.com



WP	PA	ERA	WHIP
0	41		

Batter	1	2	3	4	5	6	7	8	9	AB R H RBI BB SO LOB	TOP	
Jesus Alou, R (1, 9) OBP: 0.343, SLG: 0.391	0-0 FC3-6 1B		0-0 3-1		0-0 1-2 1B		0-0 2-1 3-H	0-0 F4		4 0 2 0 0 0 0		
Joe Morgan, L (1, 4) OBP: 0.400, SLG: 0.392 Hector Torres, R (8, 4) OBP: 0.288, SLG: 0.315	0-0 FC3-6 1B 1-2f		0-0 G3		0-0 F9			0-0 5-3		4 0 0 0 0 0 3 0 0 0 0 0 0 0		
Jimmy Wynn, R (1, 7) OBP: 0.400, SLG: 0.513	0-0 1-3 1B			0-3 K		0-0 5-3		0-0 F6		4 0 1 0 0 1 0		
Bob Watson, R (1, 3) OBP: 0.318, SLG: 0.426	0-3 K			1-0 HBP		0-0 F9		0-3 K		3 0 0 0 0 2 1		
Denis Menke, R (1, 6) OBP: 0.393, SLG: 0.440		0-3 K		0-0 F8		0-0 5-3		0-0 F8		4 0 0 0 0 1 1		
Doug Rader, R (1, 5) OBP: 0.319, SLG: 0.424 Larry Howard, R (7, 2) OBP: 0.397, SLG: 0.528		0-3 K		0-0 1-3			4-0 6-3 1B 2-1 BB		0-0 6-3	2 0 0 0 1 1 1 1 0 0 0 0 0 0		
Cesar Cedeno, R (1, 8) OBP: 0.323, SLG: 0.428		4-0 FC4-6 BB		0-0 E6 FC6-4		0-0 6-3 1B				2 0 1 0 1 0 0		
Johnny Edwards, L (1, 2) OBP: 0.295, SLG: 0.306 Marty Martinez, S (7, 6) OBP: 0.274, SLG: 0.248		0-0 FC4-6 1-2f		0-0 F6		0-0 6-3		0-0 6-3 1-2 2-3		3 0 0 0 0 0 4 0 0 0 0 0 0 0		
Wade Blasingame, L (1, 1) Keith Lampard, L (5, PH) OBP: 0.284, SLG: 0.368 Buddy Harris, R (5, 1) John Mayberry, L (7, PH) OBP: 0.331, SLG: 0.383 Denny Lemaster, R (7, 1) OBP: 0.265, SLG: 0.256			0-0 3-1		0-0 FC6-4 1B 1-2f		0-3 K			1 0 0 0 0 0 0 1 0 0 0 0 0 1 0 0 0 0 0 0 0 1 0 0 0 0 1 2 0 0 0 0 0 0 0		
Inning Stats	R: 0 H: 2 E: 0 LOB: 1 K: 1 BB: 0 S: 6 P: 6	R: 0 H: 0 E: 0 LOB: 1 K: 2 BB: 1 S: 7 P: 11	R: 0 H: 0 E: 0 LOB: 0 K: 0 BB: 0 S: 3 P: 3	R: 0 H: 0 E: 0 LOB: 1 K: 1 BB: 0 S: 5 P: 6	R: 0 H: 1 E: 1 LOB: 2 K: 0 BB: 0 S: 5 P: 5	R: 0 H: 0 E: 0 LOB: 0 K: 0 BB: 0 S: 3 P: 3	R: 0 H: 1 E: 0 LOB: 2 K: 1 BB: 1 S: 5 P: 9	R: 0 H: 0 E: 0 LOB: 0 K: 0 BB: 0 S: 3 P: 3	R: 0 H: 0 E: 0 LOB: 0 K: 1 BB: 0 S: 5 P: 5	1B: 4 SF: 0 2B: 0 SAC: 0 3B: 0 DP: 0 HR: 0 HBP: 1	WP: 0 PA: 33 PB: 0 SB: 1 CS: 0	
PITCHER Gaylord Perry, R (1, 1) ERA: 3.39	IP WLS BF H R ER SO BB IBB HBP BLK WP HR S P ERA WHIP	9.0 W 34 4 0 0 6 2 0 1 0 0 0 0 42 51 0.00 0.667										

Houston Astros @ San Francisco Giants
Candlestick Park, San Francisco, CA
Thu Sep 10 1970, 6:33 AM EDT
Att. 2,449 - Unknown

livebaseballscorecards.com

AB 30
R 0
H 4
RBI 0
BB 2
SO 6
LOB 13



Batter	1	2	3	4	5	6	7	8	9
Bobby Bonds, R OBP: 0.384, SLG: 0.518 (1, 9) X	0-0 F8	0-0 F9			0-0 F7		0-0 F9	0-0 2B	
Tito Fuentes, S OBP: 0.310, SLG: 0.345 (1, 4) X	0-0 1B FC1-6	0-0 6-3			0-0 HR 1B		0-0 F8	0-0 F8	
Willie Mays, R OBP: 0.384, SLG: 0.519 (1, 8) X	0-0 1B FC1-6	0-0 F9			0-0 HR 1B			0-0 2B	
Willie McCovey, L OBP: 0.432, SLG: 0.606 (1, 3) X	0-0 2B BB FC1-6		0-0 1B G6-4-3		0-0 6-3			0-0 BB 1B	
Dick Dietz, R OBP: 0.442, SLG: 0.549 (1, 2) X	0-0 1B BB		0-0 1B G6-4-3		0-0 F9			4-0 1B BB	
Ken Henderson, S OBP: 0.396, SLG: 0.448 (1, 7) B B B	4-0 1B BB		0-0 1B F4		0-0 1B G3			4-0 1B BB	
Jim Ray Hart, R OBP: 0.368, SLG: 0.450 (1, 5) B B B	4-0 1B BB			0-3 1B K		0-3 1B K		0-0 1B BB	
Al Gallagher, R OBP: 0.345, SLG: 0.379 (7, 5) B B B	1-2 2-3 3-H 1B BB							1-2 2-3 3-H 2B 1B	
Hal Lanier, R OBP: 0.264, SLG: 0.280 (1, 6) X	0-0 1B FC6-4			0-0 1B F8		0-0 1B 5-3		0-0 1B F3	
Gaylord Perry, R OBP: 0.102, SLG: 0.159 (1, 1) X	0-0 1B FC6-4			0-0 1B 6-3			0-3 1B K	0-0 1B F7	

AB	R	H	RBI	BB	SO	LOB
5	0	1	3	0	0	0
5	2	2	0	0	0	1
4	2	3	2	0	0	0
4	2	2	2	0	0	1
3	2	1	0	1	0	1
2	2	0	0	2	0	0
2	0	0	1	1	2	0
1	1	1	1	0	0	0
4	0	1	2	0	0	3
4	0	0	0	0	1	5

Inning Stats		R: 4	H: 4	E: 0	K: 0	S: 7	R: 0	H: 0	E: 0	K: 0	S: 3	R: 0	H: 1	E: 0	K: 0	S: 3	R: 0	H: 0	E: 0	K: 1	S: 5	R: 2	H: 2	E: 0	K: 0	S: 5	R: 0	H: 0	E: 0	K: 1	S: 5	R: 0	H: 0	E: 0	K: 1	S: 5	R: 5	H: 4	E: 0	K: 0	S: 7
PITCHER		IP	WLS	BF	H	R	ER	SO	BB	IBB	HBP	BLK	WP	HR	S	P	ERA	WHIP																							
Wade Blasingame, L ERA: 3.02 (1, 1)		4.0	L	18	5	4	4	1	2	0	0	0	0	0	18	26	9.00	1.750																							
Buddy Harris, R ERA: 9.0 (5, 1)		2.0		8	2	2	2	1	0	0	0	0	0	1	10	10	9.00	1.000																							
Denny Lemaster, L ERA: 4.76 (7, 1)		2.0		12	4	5	5	1	2	0	0	0	0	0	12	20	22.50	3.000																							


BOTTOM

Houston Astros @ San Francisco Giants
Candlestick Park, San Francisco, CA


Thu Sep 10 1970, 6:33 AM EDT
Att. 2,449 - Unknown

livebaseballscorecards.com

AB	34
R	11
H	11
RBI	11
BB	4
SO	3
LOB	11



WP: 0	PA: 38
PB: 0	
SB: 0	
CS: 0	

Batter	1	2	3	4	5	6	7	8	9	AB R H RBI BB SO LOB	TOP														
Maury Wills, S OBP: 0.334, SLG: 0.320 (1, 6) X	0-0 4-3 PB 1B		0-0 6-3		0-0 FC6-4 1B		0-0 1B 6-3 1B		0-0 1-3 F9	5 1 3 1 0 0 0	<p>Los Angeles Dodgers @ San Francisco Giants Candlestick Park, San Francisco, CA</p> <p>livebaseballscorecards.com</p> <table border="1"> <tr><td>AB</td><td>36</td></tr> <tr><td>R</td><td>3</td></tr> <tr><td>H</td><td>11</td></tr> <tr><td>RBI</td><td>3</td></tr> <tr><td>BB</td><td>3</td></tr> <tr><td>SO</td><td>2</td></tr> <tr><td>LOB</td><td>23</td></tr> </table> 	AB	36	R	3	H	11	RBI	3	BB	3	SO	2	LOB	23
AB	36																								
R	3																								
H	11																								
RBI	3																								
BB	3																								
SO	2																								
LOB	23																								
Manny Mota, R OBP: 0.362, SLG: 0.379 (1, 7) X	0-0 F9		0-0 5-3		0-0 FC6-4 1-2f 1B		0-0 1-3 6-3 1B		0-0 F9	5 0 1 0 0 0 2															
Willie Davis, L OBP: 0.342, SLG: 0.450 (1, 8) X	0-0 4-3		0-0 F6		0-0 F7		0-0 1-2 6-3		0-0 F8	3 0 0 0 0 0 2															
Bill Russell, R OBP: 0.290, SLG: 0.363 (7, 8) X	1-3									1 0 0 1 0 0 1															
Steve Garvey, R OBP: 0.260, SLG: 0.290 (9, PH) X										1 0 0 0 0 0 0															
Wes Parker, S OBP: 0.398, SLG: 0.471 (1, 3) X	0-0 6-3				0-0 1B 1B		0-0 G3		0-0 F7	4 0 1 0 0 0 3															
Tom Haller, L OBP: 0.350, SLG: 0.466 (1, 2) X					0-0 F9		0-0 G4-6-3 2B		0-0 4-3	3 1 2 0 0 0 1															
Bill Sudakis, S OBP: 0.344, SLG: 0.443 (7, 2) X										1 0 0 0 0 0 1															
Ted Sizemore, R OBP: 0.366, SLG: 0.352 (1, 4) X					0-0 1-2 1B		4-0 BB G4-6-3 BB		0-0 F8	3 0 2 0 1 0 0															
Willie Crawford, L OBP: 0.316, SLG: 0.387 (1, 9) X			0-3 K		0-0 F4		0-0 G4-6-3 1-2f 2-3		0-0 F3	4 0 0 0 0 1 6															
Billy Grabarkewitz, R OBP: 0.406, SLG: 0.455 (1, 5) X			0-0 1-2 2-H 1B		0-0 F2		4-0 BB BB		4-0 BB	2 0 1 1 2 0 2															
Don Sutton, R OBP: 0.256, SLG: 0.221 (1, 1) X			0-0 G6-4-3		0-0 1B 3B		0-3 K		0-0 4-3	2 1 1 0 0 0 2															
Len Gabrielson, L OBP: 0.179, SLG: 0.189 (6, PH) X										1 0 0 0 0 1 2															
Pete Mikkelsen, R OBP: 0.500, SLG: 0.500 (6, 1) X										0 0 0 0 0 0 0															
Jim Lefebvre, S OBP: 0.328, SLG: 0.375 (8, PH) X										1 0 0 0 0 0 1															
Jim Brewer, L OBP: 0.154, SLG: 0.083 (8, 1) X										0 0 0 0 0 0 0															
Inning Stats	R: 0 E: 0 K: 0 S: 4	H: 1 LOB: 1 BB: 0 P: 4	R: 1 E: 0 K: 1 S: 7	H: 3 LOB: 1 BB: 0 P: 7	R: 0 E: 0 K: 0 S: 3	H: 0 LOB: 0 BB: 0 P: 3	R: 0 E: 0 K: 0 S: 5	H: 2 LOB: 2 BB: 0 P: 5	R: 1 E: 0 K: 0 S: 5	H: 2 LOB: 1 BB: 0 P: 5	R: 0 E: 0 K: 1 S: 5	H: 1 LOB: 2 BB: 2 P: 13	R: 1 E: 0 K: 0 S: 5	H: 2 LOB: 1 BB: 0 P: 5	R: 0 E: 0 K: 0 S: 3	H: 0 LOB: 1 BB: 1 P: 7	R: 0 E: 0 K: 0 S: 3	H: 0 LOB: 0 BB: 0 P: 3	1B: 9 2B: 1 3B: 1 HR: 0	SF: 0 SAC: 0 DP: 2 HBP: 0	WP: 0 PB: 1 SB: 0 CS: 0	PA: 39			
PITCHER	IP WLS BF H R ER SO BB IBB HBP BLK WP HR S P ERA WHIP																								
Juan Marichal, R ERA: 4.08 (1, 1)	6.0 W 29 11 3 3 2 2 0 0 0 0 0 0 31 39 4.50 2.167																								
Mike Davison, L ERA: 6.23 (7, 1)	1.0 3 0 0 0 0 0 0 0 0 0 0 0 3 3 0.00 0.000																								
Don McMahon, R ERA: 2.86 (8, 1)	2.0 S 7 0 0 0 0 1 0 0 0 0 0 0 6 10 0.00 0.500																								

Fri Sep 11 1970, 10:05 PM EDT
Att. 8,574 - Unknown

Batter	1	2	3	4	5	6	7	8	9	AB	R	H	RBI	BB	SO	LOB	BOTTOM
--------	---	---	---	---	---	---	---	---	---	----	---	---	-----	----	----	-----	--------

Bobby Bonds, R <small>OBP: 0.386, SLG: 0.520</small>	(1, 9) X 0-0 1B 1B		X 0-0 2B	B B B 4-0 1-3 S BB			0-3 K	0-0 5-3		4	0	2	0	1	1	1	Los Angeles Dodgers @ San Francisco Giants Candlestick Park, San Francisco, CA Fri Sep 11 1970, 10:05 PM EDT Att. 8,574 - Unknown livebaseballscorecards.com
Tito Fuentes, S <small>OBP: 0.309, SLG: 0.344</small>	(1, 4) X 0-0 E9 1-2 1B 1B		X 0-0 F5	S S S 0-3 1-2 K			0-3 K			4	1	1	0	0	2	3	
Ken Henderson, S <small>OBP: 0.397, SLG: 0.449</small>	(1, 8) (9, 7) X 0-0 F9 2-H 1B		X 0-0 F8	S S S 0-3 K			0-0 BB S 1B			4	0	2	1	0	1	1	
Willie McCovey, L <small>OBP: 0.433, SLG: 0.604</small> Don Mason, L <small>OBP: 0.250, SLG: 0.143</small> Frank Johnson, R <small>OBP: 0.347, SLG: 0.353</small>	(1, 3) (7, PR) (8, 3) X 0-0 F9 1-2		B B B B 4-0 2B WP BB	X 0-0 4-1			4-0 1-2 BB IBB			2	1	0	0	2	0	1	
Dick Dietz, R <small>OBP: 0.442, SLG: 0.550</small>	(1, 2) X 0-0 F9		X 0-0 WP 1-3 1B 2B	X 0-0 6-3			4-0 1-2 2-3 FC6-4 BB			3	1	1	0	1	0	1	
Jim Ray Hart, R <small>OBP: 0.366, SLG: 0.444</small> Al Gallagher, R <small>OBP: 0.345, SLG: 0.379</small>	(1, 5) (8, 5) X 0-0 F8		B B B B 4-0 1B FC3-6 BB	X 0-0 6-3	X 0-0 FC6-4		0-0 1-2f			3	1	0	0	1	0	3	
George Foster, R <small>OBP: 0.286, SLG: 0.167</small> Willie Mays, R <small>OBP: 0.384, SLG: 0.519</small>	(1, 7) (9, 8) X 0-0 K		S S S 0-0 FC3-6 1-3 3-H 1B	X 0-0 E6 PB 1B			4-0 SH3-4 BB			3	0	1	1	1	1	0	
Hal Lanier, R <small>OBP: 0.264, SLG: 0.280</small>	(1, 6) X 0-0 F4		S S S 0-0 K	X 0-0 K			0-3 1-H 1B			4	0	1	0	0	2	3	
Juan Marichal, R <small>OBP: 0.078, SLG: 0.054</small> Mike Davison, L <small>OBP: 0.267, SLG: 0.154</small> Don McMahon, R <small>OBP: 0.267, SLG: 0.154</small>	(1, 1) (7, 1) (8, 1) X 0-0 F4		X 0-0 FC3-6 WP 1-2f 3-H	X 0-0 F3			0-0 SH3-4 1-2			3	0	0	1	0	0	2	

Inning Stats	R: 1 E: 1 K: 0 S: 5	H: 3 LOB: 1 BB: 0 P: 5	R: 0 E: 0 K: 1 S: 5	H: 0 LOB: 0 BB: 0 P: 5	R: 0 E: 0 K: 0 S: 4	H: 1 LOB: 1 BB: 0 P: 4	R: 3 E: 0 K: 2 S: 9	H: 2 LOB: 2 BB: 3 P: 21	R: 0 E: 0 K: 1 S: 5	H: 0 LOB: 0 BB: 0 P: 5	R: 0 E: 1 K: 0 S: 4	H: 1 LOB: 1 BB: 0 P: 4	R: 0 E: 0 K: 2 S: 8	H: 1 LOB: 3 BB: 2 P: 16	R: 0 E: 0 K: 1 S: 5	H: 0 LOB: 1 BB: 1 P: 9	1B: 6 2B: 2 3B: 0 HR: 0	SF: 0 SAC: 1 DP: 0 HBP: 0	WP: 3 PB: 1 SB: 2 CS: 0	PA: 37
--------------	------------------------------	---------------------------------	------------------------------	---------------------------------	------------------------------	---------------------------------	------------------------------	----------------------------------	------------------------------	---------------------------------	------------------------------	---------------------------------	------------------------------	----------------------------------	------------------------------	---------------------------------	----------------------------------	------------------------------------	----------------------------------	--------

PITCHER	IP	WLS	BF	H	R	ER	SO	BB	IBB	HBP	BLK	WP	HR	S	P	ERA	WHIP
Don Sutton, R <small>ERA: 4.12</small>	(1, 1)	5.0	L 23	6	4	4	4	3	0	0	0	2	0	28	40	7.20	1.800
Pete Mikkelsen, R <small>ERA: 2.44</small>	(6, 1)	2.0	10	2	0	0	2	1	1	0	0	0	0	12	20	0.00	1.500
Jim Brewer, L <small>ERA: 2.7</small>	(8, 1)	1.0	4	0	0	0	1	1	0	0	0	0	0	5	9	0.00	1.000



Batter	1	2	3	4	5	6	7	8	9	AB R H RBI BB SO LOB	TOP											
Maury Wills, S (1, 6) OBP: 0.339, SLG: 0.327	0-0 FC1-5 3B		0-3 K		0-0 G6-3 1B		4-0 1B BB	4-0 BB BB		3 0 2 0 2 1 0	<p>Los Angeles Dodgers @ San Francisco Giants</p> <p>Candlestick Park, San Francisco, CA</p> <p>Sat Sep 12 1970, 6:33 AM EDT</p> <p>Att: 10,573 - Unknown</p>											
Manny Mota, R (1, 7) OBP: 0.365, SLG: 0.379	0-0 5-3		4-0 E S BB		0-0 G6-3 1-2f		0-0 1-2 1B	4-0 1-2 2-3 BB		3 0 1 0 2 0 2												
Bill Russell, R (1, 8) OBP: 0.289, SLG: 0.361	0-0 FC1-5		0-0 F7 1-3		0-0 1B		0-0 F8	0-0 3-1		4 0 1 0 0 0 4												
Tom Haller, L (8, PH) OBP: 0.349, SLG: 0.465										1 0 0 0 0 0 3												
Fred Norman, S (8, 1) OBP: 0.333, SLG: 0.143	3-H K									0 0 0 0 0 0 0												
Wes Parker, S (1, 3) OBP: 0.398, SLG: 0.470	0-3 K		4-0 BB		0-0 F9		0-0 F5		0-0 2B 1B	4 1 1 0 1 1 4												
Bill Sudakis, S (1, 2) OBP: 0.345, SLG: 0.447		0-3 K	0-0 F5		0-0 FC5 1B		0-0 6-3		0-0 WP 1B 2B	5 1 2 1 0 1 4												
Ted Sizemore, R (1, 4) OBP: 0.369, SLG: 0.352		4-0 1B BB		4-0 BB BB		0-0 1-2 1B		0-0 E8 2B SF8	0-0 5-3 2-3	3 1 1 0 2 0 1												
Tom Paciorek, R (1, 9) OBP: 0.250, SLG: 0.250		0-0 1-2 1B		0-0 F8		0-0 F8		0-3 K	0-0 F6	4 0 1 0 0 1 4												
Bill Buckner, L (9, PH) OBP: 0.167, SLG: 0.118										1 0 0 0 0 0 1												
Billy Grabarkewitz, R (1, 5) OBP: 0.406, SLG: 0.456		0-0 F8		0-0 F9		0-3 K		0-0 BB 1-3 2B	0-0 FC6-4 1B	5 0 2 1 0 1 5												
Alan Foster, R (1, 1) OBP: 0.138, SLG: 0.113		0-0 1-3		0-0 1-3		0-0 FC5 2-3f		0-0 SF8 3-H	0-0 FC6-4 1-2f	2 0 0 0 0 0 3												
Steve Garvey, R (8, PH) OBP: 0.257, SLG: 0.286										1 0 0 0 0 0 2												
Ray Lamb, R (6, 1)										0 0 0 0 0 0 0												
Mike Strahler, R (7, 1)										0 0 0 0 0 0 0												
Joe Ferguson, R (8, PH)										0 0 0 1 0 0 0												
Von Joshua, L (8, 8) OBP: 0.273, SLG: 0.313										1 0 0 0 0 0 1												
Inning Stats	R: 0 E: 0 K: 1 S: 6	H: 1 LOB: 1 BB: 0 P: 6	R: 0 E: 0 K: 1 S: 6	H: 1 LOB: 2 BB: 1 P: 10	R: 0 E: 0 K: 1 S: 5	H: 0 LOB: 2 BB: 2 P: 13	R: 0 E: 0 K: 0 S: 3	H: 0 LOB: 1 BB: 1 P: 7	R: 0 E: 0 K: 0 S: 4	H: 2 LOB: 1 BB: 0 P: 4	R: 0 E: 0 K: 1 S: 7	H: 2 LOB: 2 BB: 0 P: 7	R: 0 E: 0 K: 0 S: 4	H: 1 LOB: 2 BB: 1 P: 8	R: 1 E: 1 K: 1 S: 7	H: 1 LOB: 3 BB: 2 P: 15	R: 2 E: 0 K: 0 S: 6	H: 3 LOB: 1 BB: 0 P: 6	1B: 8 2B: 2 3B: 1 HR: 0	SF: 1 SAC: 0 DP: 1 HBP: 0	WP: 1 PB: 0 SB: 1 CS: 0	PA: 45
PITCHER	IP WLS BF H R ER SO BB IBB HBP BLK WP HR S P ERA WHIP																					
Skip Pitlock, L (1, 1) ERA: 4.36	7.2 W 38 8 1 0 5 7 0 0 0 0 0 0 41 69 0.00 1.957																					
Don McMahon, R (8, 1) ERA: 3.02	1.1 S 7 3 2 2 0 0 0 0 0 0 1 0 7 7 13.50 2.250																					

AB	37
R	3
H	11
RBI	3
BB	7
SO	5
LOB	34



Batter	1	2	3	4	5	6	7	8	9	AB	R	H	RBI	BB	SO	LOB
Bobby Bonds, R OBP: 0.387, SLG: 0.520 (1, 9)	0-0 F8		0-0 F7	4-0 PB BB		0-0 BB S 1B	0-0 1-H 3-H 1B			4	1	2	1	1	0	0
Tito Fuentes, S OBP: 0.310, SLG: 0.343 (1, 4)	0-3 K		0-0 BB 1-4-3 1B	0-0 1-2 2-3		4-0 1-2 1B BB		0-0 F2		4	1	1	0	1	1	2
Willie Mays, R OBP: 0.368, SLG: 0.520 Bernie Williams, R OBP: 0.429, SLG: 0.500 (1, 8) (8, PR) (9, 7)	0-0 BB WP 1B		0-0 1-2 1-4-3		4-0 HR BB	4-0 1-2 2-3 1B BB		0-0 E 3B 1B		3	1	2	0	2	0	1
Willie McCovey, L OBP: 0.438, SLG: 0.612 Frank Johnson, R OBP: 0.347, SLG: 0.353 (1, 3) (9, 3)	4-0 1-2 BB IBB		4-0 BB IBB		0-0 1-H HR	0-0 1-H 2-H 3-H 1B		4-0 1-3 3B BB		2	2	2	4	3	0	0
Dick Dietz, R OBP: 0.444, SLG: 0.548 (1, 2)	4-0 1-2 2-3 BB		4-0 1-2 2-3 BB		0-0 F4		0-0 1B SF8 1B	0-0 F6		3	1	1	0	2	0	2
Ken Henderson, S OBP: 0.397, SLG: 0.452 (1, 7) (9, 8)	0-0 3-1		0-3 K		0-0 F4		0-0 SF8 1B 1B	0-0 1-H 3-H 3B		5	1	2	2	0	1	6
Jim Ray Hart, R OBP: 0.362, SLG: 0.438 Al Gallagher, R OBP: 0.346, SLG: 0.380 (1, 5) (6, 5)		0-0 F7		0-0 PB SH1-4		0-0 6-3		0-0 1-2 2-3 S 1B 1B	0-0 F3	3	0	0	0	0	0	0
Hal Lanier, R OBP: 0.262, SLG: 0.277 (1, 6)		0-0 F8		0-0 F6		0-0 F4	0-0 F4		4	0	0	0	0	0	0	4
Skip Pitlock, L OBP: 0.111, SLG: 0.240 Don McMahon, R OBP: 0.267, SLG: 0.154 (1, 1) (8, 1)		0-3 K		0-0 SH1-4		0-3 K	0-0 SF8		2	0	0	1	0	2	0	0

Inning Stats	R: 0	H: 1	E: 0	LOB: 3	K: 1	S: 6	P: 14	R: 0	H: 0	E: 0	LOB: 0	K: 1	S: 5	P: 5	R: 0	H: 1	E: 0	LOB: 3	K: 1	S: 6	P: 14	R: 0	H: 0	E: 1	LOB: 2	K: 0	S: 4	P: 8	R: 2	H: 1	E: 0	LOB: 0	K: 0	S: 4	P: 8	R: 2	H: 2	E: 0	LOB: 2	K: 1	S: 6	P: 14	R: 2	H: 4	E: 0	LOB: 2	K: 0	S: 6	P: 6	R: 2	H: 2	E: 0	LOB: 2	K: 0	S: 5	P: 9
--------------	------	------	------	--------	------	------	-------	------	------	------	--------	------	------	------	------	------	------	--------	------	------	-------	------	------	------	--------	------	------	------	------	------	------	--------	------	------	------	------	------	------	--------	------	------	-------	------	------	------	--------	------	------	------	------	------	------	--------	------	------	------

PITCHER	IP	WLS	BF	H	R	ER	SO	BB	IBB	HBP	BLK	WP	HR	S	P	ERA	WHIP
Alan Foster, R ERA: 4.18 (1, 1)	5.0	L	25	3	2	2	3	4	2	0	0	1	1	25	49	3.60	1.400
Ray Lamb, R ERA: 3.28 (6, 1)	1.2		11	5	4	4	1	2	0	0	0	0	0	11	19	21.60	4.200
Mike Strahler, R ERA: (7, 1)	0.1		1	1	0	0	0	0	0	0	0	0	0	1	1	0.00	3.000
Fred Norman, L ERA: 5.31 (8, 1)	1.0		6	2	2	2	0	1	0	0	0	0	0	5	9	18.00	3.000

BOTTOM

Los Angeles Dodgers @ San Francisco Giants
Candlestick Park, San Francisco, CA

Sat Sep 12 1970, 6:33 AM EDT
Att. 10,573 - Unknown

AB	32
R	8
H	11
RBI	8
BB	9
SO	4
LOB	17

livebaseballscores.com



1B:	9	SF:	1	WP:	1	PA:	43
2B:	0	SAC:	1	PB:	1		
3B:	1	DP:	0	SB:	2		
HR:	1	HBP:	0	CS:	0		

Batter	1	2	3	4	5	6	7	8	9	10	AB	R	H	RBI	BB	SO	LOB
Bobby Bonds, R OBP: 0.387, SLG: 0.518 (1, 9)	0-0 BB 6-3 1B		0-0 5-3	0-3 K			0-3 K			4-0 4-3 BB 1-2 E BB	4	1	1	0	1	2	2
Tito Fuentes, S OBP: 0.307, SLG: 0.339 (1, 4)	0-0 6-3 1-2		0-3 K		0-0 4-3		0-0 6-3			0-0 F9	5	0	0	0	0	1	3
Willie Mays, R OBP: 0.393, SLG: 0.521 (1, 8)	4-0 BB BB		0-0 1B		0-0 5-3			0-0 G4-6-3 1B		4-0 E 4-3 1-2 BB	3	0	2	0	2	0	0
Willie McCovey, L OBP: 0.437, SLG: 0.608 (1, 3)	4-0 1-2 2-3 BB		0-0 G3		4-0 BB			0-0 G4-6-3 1-2f		0-0 4-3 1-2 2-3 3-H	3	0	0	1	2	0	4
Dick Dietz, R OBP: 0.441, SLG: 0.544 (1, 2)	0-0 F9			0-0 FC5-4 1B	0-3 K			0-3 K		0-0 E6 2-3 3-H	5	0	1	0	0	2	5
Don Mason, L OBP: 0.250, SLG: 0.143 (10, PR)											0	0	0	0	0	0	0
Ken Henderson, S OBP: 0.393, SLG: 0.448 (1, 7)	0-0 F2			0-0 F9		0-3 K			0-0 5-3	0-0 4-3	5	0	0	0	0	1	6
Jim Ray Hart, R OBP: 0.360, SLG: 0.435 (1, 5)		0-0 F2		0-0 FC5-4 1B		0-0 G6-4-3 1B			0-3 K		4	1	1	0	0	1	1
Hal Lanier, R OBP: 0.261, SLG: 0.277 (1, 6)		0-0 F7		0-0 1B		0-0 G6-4-3 1-2f			0-3 K		4	0	1	0	0	1	1
Ron Bryant, S OBP: 0.115, SLG: 0.080 (1, 1)		0-3 K		0-0 1B			0-3 K			0-0 BB BB 4-3 1B	3	0	1	1	0	2	0
Jerry Johnson, R OBP: 0.118, SLG: 0.063 (10, 1)											0	0	0	0	0	0	0
Mike Davison, L OBP: 0.118, SLG: 0.063 (10, 1)											0	0	0	0	0	0	0
Al Gallagher, R OBP: 0.348, SLG: 0.382 (10, PH)				1-2 2-H							1	1	1	0	0	0	0

Inning Stats	R: 0	H: 1	E: 0	K: 0	S: 4	R: 0	H: 0	E: 0	K: 1	S: 5	R: 0	H: 1	E: 0	K: 1	S: 6	R: 1	H: 3	E: 0	K: 1	S: 8	R: 0	H: 0	E: 0	K: 1	S: 5	R: 0	H: 1	E: 0	K: 2	S: 7	R: 0	H: 1	E: 0	K: 1	S: 5	R: 0	H: 0	E: 0	K: 2	S: 7	R: 2	H: 1	E: 1	K: 0	S: 5
	LOB: 3	BB: 2	P: 12	LOB: 0	BB: 0	P: 5	LOB: 1	BB: 0	P: 6	LOB: 2	BB: 0	P: 8	LOB: 0	BB: 1	P: 9	LOB: 0	BB: 0	P: 5	LOB: 0	BB: 0	P: 7	LOB: 0	BB: 0	P: 7	LOB: 0	BB: 0	P: 7	LOB: 2	BB: 2	P: 13	1B: 8	SF: 0	2B: 0	3B: 0	HR: 0	SAC: 0	DP: 2	HBP: 0							


PITCHER	IP	WLS	BF	H	R	ER	SO	BB	IBB	HBP	BLK	WP	HR	S	P	ERA	WHIP
Sandy Vance, R ERA: 2.99 (1, 1)	3.2		18	5	1	1	2	2	0	0	0	0	0	20	28	2.46	1.909
Pete Mikkelsen, R ERA: 2.28 (4, 1)	3.1		11	1	0	0	5	1	0	0	0	0	0	20	24	0.00	0.600
Jim Brewer, L ERA: 2.63 (8, 1)	2.0	W	6	1	0	0	3	0	0	0	0	0	0	12	12	0.00	0.500
Ray Lamb, R ERA: 3.47 (10, 1)	0.0		2	1	2	1	0	1	0	0	0	0	0	1	5	∞	∞
Joe Moeller, R ERA: 3.62 (10, 1)	1.0	S	5	0	0	0	0	1	0	0	0	0	0	4	8	0.00	1.000

Los Angeles Dodgers @ San Francisco Giants
Candlestick Park, San Francisco, CA
 Sun Sep 13 1970, 6:33 AM EDT
 Att: 14,926 - Unknown

AB	37
R	3
H	8
RBI	2
BB	5
SO	10
LOB	22

GIANTS

WP: 0	PA: 42
PB: 0	
SB: 0	
CS: 0	



Batter	1	2	3	4	5	6	7	8	9	AB	R	H	RBI	BB	SO	LOB
Mike Lum, L OBP: 0.302, SLG: 0.402 (1, 8) (7, 7)	0-0 3-1		0-0 1B	0-0 FC3-2			0-0 G3 1B 2B	0-0 F7		5	1	2	0	0	0	3
Ralph Garr, L OBP: 0.265, SLG: 0.261 (1, 9) (7, 8)	0-3 K		0-0 4-3	0-0 F7			0-0 F8	0-0 F8	0-0 F8	5	0	0	0	0	1	5
Hank Aaron, R Earl Williams, R OBP: 0.389, SLG: 0.593 (1, 3) (7, 3)	0-0 F2			0-0 E6 1B	0-0 F7		0-0 G3	0-0 F9	0-0 F9	4	1	0	0	0	0	1
Rico Carty, R Dusty Baker Jr., R OBP: 0.445, SLG: 0.579 (1, 7) (7, PR) (7, 8)		4-0 BB BB	0-3 K	0-0 G4-6-3 BB	4-0 BB		0-0 1B 1B	0-0 E6	0-0 E6	2	0	1	1	2	1	1
Darrell Evans, L OBP: 0.500, SLG: 0.533 (1, 5)		4-0 BB BB	0-0 K	4-0 1B 1B BB	0-0 G4-6-3		0-0 1B 1B	0-0 F8	0-0 F8	3	1	1	0	2	0	2
Clete Boyer, R OBP: 0.301, SLG: 0.379 (1, 6)		0-3 K	0-0 1B 1B BB 1B	0-0 1B 1B BB	0-0 F7		0-0 1B 1B	0-0 1B	0-0 1B	4	1	2	2	0	1	2
Gil Carrido, R OBP: 0.298, SLG: 0.317 (1, 4)		0-0 G5-4-3	0-0 1B 1B BB 1B	0-0 FC3-2 1B	0-0 1-3		0-0 1-3	0-0 F8	0-0 F8	4	0	1	1	0	0	4
Bob Tillman, R OBP: 0.300, SLG: 0.409 (1, 2)		0-0 1-3	0-0 FC3-2 1B	0-0 FC3-2 BB 1B	0-0 1-3		0-0 1B	0-0 F8	0-0 F8	4	0	2	0	0	0	0
Mike McQueen, L Phil Niekro, R Oscar Brown, R Don Cardwell, R OBP: 0.333, SLG: 0.357 OBP: 0.175, SLG: 0.195 OBP: 0.442, SLG: 0.579 OBP: 0.182, SLG: 0.200 (1, 1) (6, 1) (8, PH) (8, 1)	0-3 K	0-3 K	0-0 K	4-0 FC3-2 BB	0-0 4-3		0-0 4-3	0-3 K	0-3 K	2	0	0	1	1	1	1

Inning Stats	R: 0	H: 0	E: 0	K: 1	S: 5	P: 5	R: 0	H: 0	E: 0	K: 1	S: 4	P: 12	R: 0	H: 1	E: 0	K: 1	S: 6	P: 6	R: 3	H: 3	E: 1	K: 1	S: 9	P: 17	R: 0	H: 0	E: 0	K: 0	S: 2	P: 6	R: 0	H: 1	E: 0	K: 0	S: 4	P: 4	R: 2	H: 4	E: 0	K: 0	S: 7	P: 7	R: 0	H: 0	E: 0	K: 1	S: 5	P: 5	R: 0	H: 0	E: 1	K: 0	S: 4	P: 4
	0	0	0	1	5	5	0	0	0	1	4	12	0	1	0	0	1	6	6	3	3	1	1	9	17	0	0	0	0	2	6	0	1	0	4	4	2	4	7	7	0	0	5	5	0	0	4	4	0	0	1	4	4	

PITCHER	IP	WLS	BF	H	R	ER	SO	BB	IBB	HBP	BLK	WP	HR	S	P	ERA	WHIP
Frank Reberger, R ERA: 5.75 (1, 1)	6.2	W	33	9	5	4	4	5	0	0	0	0	0	36	56	5.40	2.100
Don McMahon, R ERA: 2.95 (7, 1)	2.1	S	8	0	0	0	1	0	0	0	0	0	0	10	10	0.00	0.000

TOP

Atlanta Braves @ San Francisco Giants
Candlestick Park, San Francisco, CA

Mon Sep 14 1970, 10:05 PM EDT
Att. 2,735 - Unknown

AB	36
R	5
H	9
RBI	5
BB	5
SO	5
LOB	19

livebaseballscorecards.com

Batter	1	2	3	4	5	6	7	8	9	AB	R	H	RBI	BB	SO	LOB
Bobby Bonds, R OBP: 0.389, SLG: 0.518 (1, 9)	0-3 K	0-0 G3		4-0 1B BB		0-0 1B BB	0-0 2B 1B			4	1	2	0	1	1	1
Tito Fuentes, S OBP: 0.308, SLG: 0.342 (1, 4)	0-0 F8		0-0 4-3	0-0 1B		0-3 K	0-0 2B			5	0	2	0	0	1	3
Willie Mays, R OBP: 0.395, SLG: 0.525 (1, 8)	0-0 2B		0-0 WP PB 2B	0-0 F8		4-0 1B WP BB		0-0 6-3		4	2	2	1	1	0	3
Willie McCovey, L OBP: 0.438, SLG: 0.607 Frank Johnson, R OBP: 0.358, SLG: 0.366 (1, 3) (5, 3)	0-0 F7		4-0 PB BB		0-0 1B	0-0 WP BB FC6-2 1B		0-0 1B		1	0	0	0	1	0	1
Dick Dietz, R OBP: 0.439, SLG: 0.539 (1, 2)		0-0 F4	0-0 6-3		0-3 K	4-0 WP BB		0-0 F2		4	0	0	0	1	1	3
Jim Ray Hart, R OBP: 0.358, SLG: 0.429 Al Gallagher, R OBP: 0.351, SLG: 0.385 (1, 5) (7, 5)		1-0 2B HBP	0-0 5-3		0-0 F7	0-0 FC6-2 1B		0-0 FC4-6 1B		3	1	0	0	0	0	4
Bernie Williams, R OBP: 0.417, SLG: 0.500 (1, 7)		0-0 1B 2B		4-0 CS BB	0-0 F5	0-0 F9		0-0 FC4-6		4	1	1	1	1	0	5
Hal Lanier, R OBP: 0.264, SLG: 0.279 (1, 6)		0-0 F8		0-0 1B BB 1B		0-0 1B BB 1B		0-0 6-3		4	1	2	0	0	0	1
Frank Reberger, L OBP: 0.220, SLG: 0.244 Don McMahon, R OBP: 0.250, SLG: 0.143 (1, 1) (7, 1)		0-0 1B		0-0 F5		0-0 BB 1B 1B		0-3 K2-3		3	1	2	1	0	0	1

Inning Stats	R: 0	H: 1	E: 0	K: 1	S: 6	LOB: 1	BB: 0	P: 6	R: 2	H: 2	E: 0	K: 0	S: 5	LOB: 1	BB: 0	P: 6	R: 1	H: 1	E: 0	K: 0	S: 4	LOB: 1	BB: 1	P: 8	R: 0	H: 2	E: 0	K: 1	S: 6	LOB: 1	BB: 0	P: 6	R: 4	H: 4	E: 0	K: 1	S: 9	LOB: 2	BB: 2	P: 17	R: 0	H: 2	E: 0	K: 1	S: 6	LOB: 2	BB: 0	P: 5
--------------	------	------	------	------	------	--------	-------	------	------	------	------	------	------	--------	-------	------	------	------	------	------	------	--------	-------	------	------	------	------	------	------	--------	-------	------	------	------	------	------	------	--------	-------	-------	------	------	------	------	------	--------	-------	------

PITCHER	IP	WLS	BF	H	R	ER	SO	BB	IBB	HBP	BLK	WP	HR	S	P	ERA	WHIP
Mike McQueen, L ERA: 6.8 (1, 1)	5.1	L	30	10	7	6	3	4	0	1	0	1	0	31	48	10.12	2.625
Phil Niekro, R ERA: 4.35 (6, 1)	1.2		8	3	0	0	1	1	0	0	0	1	0	9	13	0.00	2.400
Don Cardwell, R ERA: 6.8 (8, 1)	1.0		5	2	0	0	0	0	0	0	0	0	0	5	5	0.00	2.000

BOTTOM

Atlanta Braves @ San Francisco Giants
Candlestick Park, San Francisco, CA

Mon Sep 14 1970, 10:05 PM EDT
Att. 2,735 - Unknown

AB	37
R	7
H	15
RBI	5
BB	5
SO	4
LOB	22

livebaseballscorecards.com



WP	PA	ERA	WHIP
2	43		

Batter	1	2	3	4	5	6	7	8	9	AB R H RBI BB SO LOB	TOP	
Mike Lum, L (1, 8) OBP: 0.305, SLG: 0.403 (7, 7)	0-0 F8		0-0 F6			0-0 1B			0-0 G6-4-3 1B	4 0 2 0 0 0 0	Atlanta Braves @ San Francisco Giants Candlestick Park, San Francisco, CA Tue Sep 15 1970, 10:05 PM EDT Att. 2,861 - Unknown livebaseballscorecards.com AB 30 R 0 H 4 RBI 0 BB 0 SO 2 LOB 8	
Ralph Garr, L (1, 9) OBP: 0.245, SLG: 0.240	0-0 4-3			0-0 4-3		0-0 F7		0-0 F8	4 0 0 0 0 0 2			
Hank Aaron, R (1, 3) OBP: 0.386, SLG: 0.588	0-0 6-3			0-0 F6		0-0 F5		0-0 G6-4-3 1-2f	4 0 0 0 0 0 2			
Rico Carty, R (1, 7) Dusty Baker Jr., R (7, 8) OBP: 0.446, SLG: 0.581		0-0 4-3 2B		0-0 WP 1B		0-0 6-3			3 0 2 0 0 0 0 0 0 0 0 0 0 0			
Hal King, L (1, 2) OBP: 0.362, SLG: 0.465	0-0 4-3 2-3		0-0 F7 1-2		0-0 F4				3 0 0 0 0 0 2			
Clete Boyer, R (1, 5) OBP: 0.299, SLG: 0.376	0-0 6-3			0-3 K		0-0 6-3			3 0 0 0 0 1 1			
Sonny Jackson, L (1, 6) OBP: 0.346, SLG: 0.312	0-0 F5			0-0 4-3		0-0 F6		0-0 F6	3 0 0 0 0 0 1			
Gil Garrido, R (1, 4) OBP: 0.295, SLG: 0.314			0-3 K		0-0 F6		0-0 F4		3 0 0 0 0 1 0			
Ron Reed, R (1, 1) Earl Williams, R (8, PH) Bob Priddy, R (8, 1) OBP: 0.108, SLG: 0.135	0-0 F8		0-0 F8		0-0 4-3		0-0 F7		2 0 0 0 0 0 0 1 0 0 0 0 0 0 0 0 0 0 0 0 0			
Inning Stats	R: 0 H: 0 E: 0 LOB: 0 K: 0 BB: 0 S: 3 P: 3	R: 0 H: 1 E: 0 LOB: 1 K: 0 BB: 0 S: 4 P: 4	R: 0 H: 0 E: 0 LOB: 0 K: 1 BB: 0 S: 5 P: 5	R: 0 H: 1 E: 0 LOB: 1 K: 0 BB: 0 S: 4 P: 4	R: 0 H: 0 E: 0 LOB: 0 K: 1 BB: 0 S: 5 P: 5	R: 0 H: 1 E: 0 LOB: 1 K: 0 BB: 0 S: 4 P: 4	R: 0 H: 0 E: 0 LOB: 0 K: 0 BB: 0 S: 3 P: 3	R: 0 H: 0 E: 0 LOB: 0 K: 0 BB: 0 S: 3 P: 3	R: 0 H: 1 E: 0 LOB: 0 K: 0 BB: 0 S: 3 P: 3	1B: 3 SF: 0 2B: 1 SAC: 0 3B: 0 DP: 1 HR: 0 HBP: 0		WP: 1 PA: 30 PB: 0 SB: 0 CS: 0
PITCHER Gaylord Perry, R (1, 1) ERA: 3.28	IP WLS BF H R ER SO BB IBB HBP BLK WP HR S P ERA WHIP											PITCHER IP WLS BF H R ER SO BB IBB HBP BLK WP HR S P ERA WHIP

Batter	1	2	3	4	5	6	7	8	9	AB	R	H	RBI	BB	SO	LOB
Bobby Bonds, R OBP: 0.388, SLG: 0.517 (1, 9)	0-3 K	0-0 2B		0-0 F8			0-0 F4			4	0	1	2	0	1	0
Tito Fuentes, S OBP: 0.310, SLG: 0.345 (1, 4)	0-0 2B	0-0 F5			0-0 F6			1-0 1B FC5-4 HBP		3	1	1	0	0	0	1
Willie Mays, R OBP: 0.393, SLG: 0.523 George Foster, R OBP: 0.286, SLG: 0.167 (1, 8) (9, 7)	0-0 4-3		0-0 6-3		0-0 F7			0-0 1B FC5-4		4	0	1	0	0	0	1
Willie McCovey, L OBP: 0.436, SLG: 0.604 (1, 3)	0-0 F6		0-0 1B		0-0 F8			0-3 K		4	0	1	0	0	1	3
Dick Dietz, R OBP: 0.436, SLG: 0.535 (1, 2)		0-0 4-3	0-0 F6		0-0 5-3			0-0 2B FC5-4		4	1	0	1	0	0	2
Ken Henderson, S OBP: 0.394, SLG: 0.450 (1, 7) (9, 8)		0-0 1B 1B	0-0 G3		0-0 3-1			0-0 2B 1-H		4	2	2	1	0	0	1
Al Gallagher, R OBP: 0.353, SLG: 0.403 (1, 5)		0-0 F9		0-0 HR		0-0 G3		0-0 2B WP		4	2	2	2	0	0	1
Hal Lanier, R OBP: 0.266, SLG: 0.281 (1, 6)		0-0 1B 2B 1B		0-3 K			0-3 K	0-0 1B 2-H		4	1	2	0	0	2	0
Gaylord Perry, R OBP: 0.107, SLG: 0.162 (1, 1)		0-0 2B 1B		0-0 G3			0-3 K	0-0 F8		4	1	1	1	0	1	1

Inning Stats	R: 0	H: 1	E: 0	LOB: 1	K: 1	BB: 0	S: 6	P: 6	R: 3	H: 4	E: 0	LOB: 1	K: 0	BB: 0	S: 7	P: 7	R: 0	H: 1	E: 0	LOB: 1	K: 0	BB: 0	S: 4	P: 4	R: 1	H: 1	E: 0	LOB: 0	K: 1	BB: 0	S: 6	P: 6	R: 0	H: 0	E: 0	LOB: 0	K: 0	BB: 0	S: 3	P: 3	R: 0	H: 0	E: 0	LOB: 0	K: 0	BB: 0	S: 3	P: 3	R: 0	H: 0	E: 0	LOB: 0	K: 2	BB: 0	S: 7	P: 7	R: 4	H: 4	E: 0	LOB: 1	K: 1	BB: 0	S: 9	P: 10	1B: 6	SF: 0	2B: 4	SAC: 0	3B: 0	DP: 0	HR: 1	HBP: 1	WP: 2	PA: 36
--------------	------	------	------	--------	------	-------	------	------	------	------	------	--------	------	-------	------	------	------	------	------	--------	------	-------	------	------	------	------	------	--------	------	-------	------	------	------	------	------	--------	------	-------	------	------	------	------	------	--------	------	-------	------	------	------	------	------	--------	------	-------	------	------	------	------	------	--------	------	-------	------	-------	-------	-------	-------	--------	-------	-------	-------	--------	-------	--------

PITCHER	IP	WLS	BF	H	R	ER	SO	BB	IBB	HBP	BLK	WP	HR	S	P	ERA	WHIP
Ron Reed, R ERA: 4.55 (1, 1)	7.0	L	28	7	4	3	4	0	0	0	0	0	1	36	36	3.86	1.000
Bob Priddy, R ERA: 5.42 (8, 1)	1.0		8	4	4	4	1	0	0	1	0	1	0	9	10	36.00	4.000

BOTTOM

Atlanta Braves @ San Francisco Giants
Candlestick Park, San Francisco, CA

Tue Sep 15 1970, 10:05 PM EDT
Att. 2,861 - Unknown

AB	35
R	8
H	11
RBI	7
BB	0
SO	5
LOB	10



Batter	1	2	3	4	5	6	7	8	9	AB R H RBI BB SO LOB	TOP																										
Felix Millan, R (1, 4) OBP: 0.351, SLG: 0.381	0-0 5-3		0-0 F8		0-0 1B 3-4-1 1B	0-0 1B SF9 1B		0-0 1B BB 1B	0-0 E4 BB SF8 BB	6 4 3 0 0 0 0	<p>Atlanta Braves @ San Francisco Giants</p> <p>Candlestick Park, San Francisco, CA</p> <p>Wed Sep 16 1970, 6:33 AM EDT</p> <p>Att. 3,166 - Unknown</p>																										
Mike Lum, L (1, 8) OBP: 0.309, SLG: 0.403	0-0 1B		0-0 4-3		0-0 3-4-1	0-0 1B		0-0 P1	4-0 SF8 BB BB	5 0 2 0 1 0 2																											
Ralph Garr, L (1, 9) OBP: 0.263, SLG: 0.264	0-3 K				0-0 1B SF7 1B	0-0 1B 1B		4-0 1B 1B 1B BB	4-0 BB	3 2 2 1 0 1 1																											
Hank Aaron, R (8, PH) OBP: 0.387, SLG: 0.588					2-3 1B 1B			1-2 1B BB	1-2 2-3 BB	0 1 0 0 1 0 0																											
Oscar Brown, R (8, 8) OBP: 0.455, SLG: 0.579					3-H			1-2 2-H 1B	2-3 3-H BB	0 0 0 0 1 0 0																											
Rico Carty, R (1, 7) OBP: 0.450, SLG: 0.584	0-0 F9				0-0 1B 1B	0-0 1B 1B		0-0 1B 1B 1B	0-0 SF8	5 2 4 2 0 0 1																											
Dusty Baker Jr., R (8, PR) OBP: 0.455, SLG: 0.579					1-3 3B 1B	1-3 3-H 1B 1B		1-2 2-H 1B	2-3 3-H BB	0 0 0 1 0 0 0																											
Earl Williams, R (1, 3) OBP: 0.143, SLG: 0.167			0-0 F6		0-0 SF7	0-0 IBB 1B 1B		0-0 1B 1B	0-0 F2	3 0 1 2 0 1 2																											
Orlando Cepeda, R (8, PH) OBP: 0.368, SLG: 0.556					3-H	3-H		1-2 2-H 1B		2 0 1 1 0 0 2																											
Clete Boyer, R (1, 5) OBP: 0.302, SLG: 0.379			0-0 4-3 1B		0-0 3B 1B	0-0 F4		0-0 F8		5 1 3 0 0 0 4																											
Sonny Jackson, L (1, 6) OBP: 0.347, SLG: 0.320			0-0 4-3		0-0 FC4-2 3B	0-0 1B		0-0 F5	0-3 K	4 0 2 3 0 0 1																											
Bob Aspromonte, R (8, PH) OBP: 0.265, SLG: 0.227			1-2		1-H 2-H	1-2 2-H		0-0 K		1 0 0 0 0 1 3																											
Gil Garrido, R (8, 6) OBP: 0.295, SLG: 0.314					3B	1B		0-0 K		0 0 0 0 0 0 0																											
Bob Didier, S (1, 2) OBP: 0.210, SLG: 0.178			0-0 4-3		0-0 FC4-2	4-0 1B		0-0 G3	0-0 F6	4 0 0 0 1 0 5																											
Jim Nash, R (1, 1) OBP: 0.114, SLG: 0.182			0-3 K		3-H	1-2 2-3 IBB		0-3 K		3 0 0 0 0 2 4																											
Hoyt Wilhelm, R (5, 1) OBP: 0.231, SLG: 0.091					0-0 F9	0-3 K			0-0 F2	0 0 0 0 0 0 0																											
Phil Niekro, R (6, 1) OBP: 0.171, SLG: 0.190										2 0 0 0 0 1 0																											
Inning Stats	R: 0 E: 0 K: 1 S: 6	H: 1 LOB: 1 BB: 0 P: 6	R: 0 E: 0 K: 0 S: 4	H: 1 LOB: 1 BB: 0 P: 4	R: 0 E: 0 K: 1 S: 5	H: 0 LOB: 0 BB: 0 P: 5	R: 3 E: 0 K: 0 S: 7	H: 4 LOB: 1 BB: 0 P: 7	R: 3 E: 0 K: 1 S: 10	H: 5 LOB: 3 BB: 1 P: 14	R: 1 E: 0 K: 1 S: 8	H: 3 LOB: 2 BB: 0 P: 8	R: 0 E: 0 K: 1 S: 5	H: 0 LOB: 0 BB: 0 P: 5	R: 2 E: 0 K: 1 S: 9	H: 4 LOB: 3 BB: 1 P: 13	R: 1 E: 1 K: 0 S: 4	H: 0 LOB: 2 BB: 2 P: 12	1B: 17 2B: 0 3B: 1 HR: 0	SF: 3 SAC: 0 DP: 0 HBP: 0	WP: 0 PB: 0 SB: 0 CS: 0	PA: 50															
PITCHER	IP WLS BF H R ER SO BB IBB HBP BLK WP HR S P ERA WHIP																																				
Juan Marichal, R (1, 1) ERA: 4.25	6.0		33	14	7	7	4	0	1	0	0	0	0	0	40	44	10.50	2.333																			
Jerry Johnson, R (7, 1) ERA: 4.64	1.0	L	4	1	1	1	1	0	0	0	0	0	0	6	6	9.00	1.000																				
Mike Davison, L (8, 1) ERA: 6.31	0.1		3	1	0	0	0	1	0	0	0	0	0	2	6	0.00	6.000																				
Don Carrithers, R (8, 1) ERA: 7.48	0.0		2	2	1	1	0	0	0	0	0	0	0	2	2	∞	∞																				
John Cumberland, L (8, 1) ERA: 3.63	1.2		8	0	1	0	1	2	0	0	0	0	0	8	16	0.00	1.200																				

livebaseballscorecards.com

AB	43
R	10
H	18
RBI	10
BB	4
SO	6
LOB	25



Batter	1	2	3	4	5	6	7	8	9	AB	R	H	RBI	BB	SO	LOB
Bobby Bonds, R OBP: 0.390, SLG: 0.523 (1, 9)	0-3 K	0-3 K			0-0 HR	0-0 1B		0-0 1B		5	2	3	1	0	2	1
Tito Fuentes, S OBP: 0.313, SLG: 0.346 (1, 4) (8, 6)	0-0 1B		4-0 BB		0-0 HR	0-0 1B		0-0 4-3-6		4	1	2	0	1	0	4
Ken Henderson, S OBP: 0.393, SLG: 0.454 (1, 8)	0-0 F9		0-0 F9		0-0 HR	0-0 F9		0-0 G3		5	1	1	2	0	0	5
Willie McCovey, L OBP: 0.439, SLG: 0.606 (1, 3)	0-0 G3		4-0 BB		4-0 1B	0-0 1B			0-0 E	3	1	2	1	2	0	1
Jim Ray Hart, R OBP: 0.356, SLG: 0.426 (1, 5)		0-0 F8		0-0 G1-4-3		0-0 1B			0-0 E6	2	0	0	0	0	0	2
Al Gallagher, R OBP: 0.353, SLG: 0.402 (4, 5)			0-0 G1-4-3		1-2 1B	0-0 1B			0-0 E6	3	0	1	0	0	0	3
John Stephenson, L OBP: 0.109, SLG: 0.093 (1, 2)		0-0 6-3		0-0 F9		0-0 FC3-6		0-3 K2-3	0-3 K	4	0	0	0	0	1	2
Dick Dietz, R OBP: 0.435, SLG: 0.533 (9, PH)					1-2 1B				0-3 K	1	0	0	0	0	1	2
George Foster, R OBP: 0.364, SLG: 0.400 (1, 7)		0-0 E		0-0 F7		0-0 1B		0-3 K	0-0 G6-4-3	4	1	2	1	0	1	0
Frank Johnson, R OBP: 0.356, SLG: 0.364 (9, PH)					1-2 1B				0-0 G6-4-3	1	0	0	0	0	0	2
Hal Lanier, R OBP: 0.266, SLG: 0.279 (1, 6)		4-0 E		0-0 F3		0-0 F7		0-3 K		3	1	0	0	1	1	2
Juan Marichal, R OBP: 0.079, SLG: 0.053 (1, 1)		0-0 E6		0-0 F7		0-0 F7		0-0 E6		2	0	0	0	0	0	0
Bob Taylor, L OBP: 0.313, SLG: 0.259 (6, PH)										0	0	0	0	0	1	0
Don Mason, L OBP: 0.250, SLG: 0.143 (6, PR)										0	0	0	0	0	0	0
Jerry Johnson, R OBP: 0.116, SLG: 0.063 (7, 1)										0	0	0	0	0	0	0
Mike Davison, L (8, 1)										0	0	0	0	0	0	0
Don Carrithers, R (8, 1)										0	0	0	0	0	0	0
John Cumberland, R OBP: 0.096, SLG: 0.056 (8, 1)										0	0	0	0	0	0	0
Bob Heise, R OBP: 0.262, SLG: 0.311 (8, 4)										1	0	0	0	0	0	0

Inning Stats	R: 0	H: 1	R: 2	H: 1	R: 0	H: 0	R: 4	H: 5	R: 1	H: 2	R: 0	H: 0	R: 0	H: 1	R: 0	H: 1	1B: 7	SF: 0	WP: 0	PA: 43
	E: 0	LOB: 1	E: 1	LOB: 1	E: 0	LOB: 0	E: 0	LOB: 2	E: 0	LOB: 2	E: 0	LOB: 0	E: 1	LOB: 1	E: 1	LOB: 1	2B: 3 <td>SAC: 0 <td>PB: 0 <td> </td></td></td>	SAC: 0 <td>PB: 0 <td> </td></td>	PB: 0 <td> </td>	
	K: 1	BB: 0	K: 1	BB: 1	K: 0	BB: 2	K: 0	BB: 1	K: 3	BB: 1	K: 3	BB: 0	K: 1	BB: 0	K: 1	BB: 0	3B: 0	DP: 3 <td>SB: 0 <td> </td></td>	SB: 0 <td> </td>	
	S: 6	P: 6	S: 7	P: 11	S: 2	P: 10	S: 8	P: 12	S: 5	P: 9	S: 9	P: 9	S: 6	P: 6	S: 6	P: 6	HR: 2	HBP: 0 <td>CS: 0</td> <td></td>	CS: 0	

PITCHER	IP	WLS	BF	H	R	ER	SO	BB	IBB	HBP	BLK	WP	HR	S	P	ERA	WHIP
Jim Nash, R ERA: 4.09 (1, 1)	4.1		21	5	5	3	2	3	0	0	0	0	2	22	34	6.23	1.846
Hoyt Wilhelm, R ERA: 2.76 (5, 1)	0.2		7	3	2	2	0	2	0	0	0	0	0	5	13	27.00	7.500
Phil Niekro, R ERA: 4.27 (6, 1)	4.0	W	15	3	0	0	4	0	0	0	0	0	0	23	23	0.00	0.750

BOTTOM

Atlanta Braves @ San Francisco Giants
Candlestick Park, San Francisco, CA

Wed Sep 16 1970, 6:33 AM EDT
Att. 3,166 - Unknown

livebaseballscorecards.com

AB	38
R	7
H	11
RBI	5
BB	5
SO	6
LOB	24



Batter	1	2	3	4	5	6	7	8	9	AB R H RBI BB SO LOB
Bobby Bonds, R OBP: 0.388, SLG: 0.520 (1, 9) X	0-0 F7	0-0 1-2 2-H 1B		0-0 F5		0-0 F7		0-3 K		5 0 1 1 0 1 0
Tito Fuentes, S OBP: 0.316, SLG: 0.348 (1, 6) X	0-0 BB 1B	0-0 1-3		4-0 1B BB		0-0 CS 1B		0-0 F8		4 0 2 0 1 0 2
Willie Mays, R OBP: 0.393, SLG: 0.520 (1, 8) B B B	4-0 1-2 BB		0-0 4-3	0-0 1-2 G4-6-3 1B		0-3 K 1-2		0-0 F9		4 0 1 0 1 1 1
Willie McCovey, L OBP: 0.439, SLG: 0.604 (1, 3) X	0-0 F8		0-0 1B BB 1B	0-0 G4-6-3 1-2f		0-3 K		0-0 1B		5 1 2 0 0 1 4
Dick Dietz, R OBP: 0.435, SLG: 0.533 (1, 2) S S S	0-3 K		4-0 1-2 1B BB		0-0 G3 1B 2B		0-0 1-3	0-0 F9		4 2 1 0 1 1 3
Ken Henderson, S OBP: 0.393, SLG: 0.455 (1, 7)		0-0 1B 2B	0-3 K		0-0 G3 2-3		1-0 S HBP			3 1 1 0 0 1 3
Al Gallagher, R OBP: 0.351, SLG: 0.400 (1, 5)		0-0 F8	0-0 1-2 2-3 1B 1B		0-0 6-3		0-3 K 1-2			4 0 1 0 0 1 3
Bob Heise, R OBP: 0.277, SLG: 0.320 (1, 4) B B B B		4-0 1B BB	0-0 1-2 2-H 3-H 1B		0-0 FC5-4 1B		0-0 4-3			3 0 2 3 1 0 0
Rich Robertson, R OBP: 0.103, SLG: 0.228 (1, 1)			0-3 K		0-0 FC5-4 1-2f		0-3 K			4 0 0 0 0 3 5
Don McMahon, R OBP: 0.250, SLG: 0.143 (9, 1)			0-3 K							0 0 0 0 0 0 0

Inning Stats	R: 0 E: 0 K: 1 S: 6	H: 1 LOB: 2 BB: 1 P: 10	R: 1 E: 0 K: 1 S: 7	H: 2 LOB: 2 BB: 1 P: 11	R: 2 E: 0 K: 2 S: 10	H: 3 LOB: 2 BB: 1 P: 14	R: 0 E: 0 K: 0 S: 3	H: 1 LOB: 1 BB: 1 P: 7	R: 1 E: 0 K: 0 S: 5	H: 2 LOB: 1 BB: 0 P: 5	R: 0 E: 0 K: 1 S: 5	H: 1 LOB: 1 BB: 0 P: 5	R: 0 E: 0 K: 2 S: 7	H: 0 LOB: 1 BB: 0 P: 8	R: 0 E: 0 K: 2 S: 7	H: 0 LOB: 0 BB: 0 P: 7	R: 0 E: 0 K: 0 S: 4	H: 1 LOB: 1 BB: 0 P: 4	1B: 9 2B: 3 3B: 0 HR: 0	SF: 0 SAC: 0 DP: 2 HBP: 1	WP: 0 PB: 0 SB: 1 CS: 1	PA: 41
--------------	------------------------------	----------------------------------	------------------------------	----------------------------------	-------------------------------	----------------------------------	------------------------------	---------------------------------	------------------------------	---------------------------------	------------------------------	---------------------------------	------------------------------	---------------------------------	------------------------------	---------------------------------	------------------------------	---------------------------------	----------------------------------	------------------------------------	----------------------------------	--------


PITCHER	IP	WLS	BF	H	R	ER	SO	BB	IBB	HBP	BLK	WP	HR	S	P	ERA	WHIP
Pat Dobson, R ERA: 3.88 (1, 1)	7.0	L	34	10	4	4	7	4	0	1	0	0	0	43	60	5.14	2.000
Earl Wilson, R ERA: 4.5 (8, 1)	2.0		7	1	0	0	2	0	0	0	0	0	0	11	11	0.00	0.500

TOP

San Francisco Giants @ San Diego Padres
San Diego Stadium, San Diego, CA

Thu Sep 17 1970, 10:05 PM EDT
Att. 3,332 - Unknown

AB	36
R	4
H	11
RBI	4
BB	4
SO	9
LOB	21



Batter	1	2	3	4	5	6	7	8	9	AB	R	H	RBI	BB	SO	LOB
Dave Campbell, R (1, 4) OBP: 0.270, SLG: 0.339 Larry Stahl, L (7, PH) OBP: 0.188, SLG: 0.213 Jose Arcia, R (8, 4) OBP: 0.288, SLG: 0.295	0-3 K		0-3 K		0-3 K		0-0 F9			3	0	0	0	0	3	2
Rafael Robles, R (1, 6) OBP: 0.255, SLG: 0.213	0-0 4-3		0-0 4-3		0-0 1-3			0-0 6-3		4	0	0	0	0	0	2
Cito Gaston, R (1, 8) OBP: 0.365, SLG: 0.543	0-0 4-3			0-0 4-3		0-0 6-3		0-0 1B 6-3 1B		4	0	1	0	0	0	0
Ollie Brown, R (1, 9) OBP: 0.339, SLG: 0.501		0-0 HR 1B		4-0 FC6-4 BB		4-0 FC5-4 BB		0-0 6-3 1-2		2	1	1	0	2	0	1
Nate Colbert, R (1, 3) OBP: 0.324, SLG: 0.490		0-0 HR		0-0 FC6-4 1-2f		0-0 FC5-4 1-2f		0-0 1B 2-3		4	1	2	2	0	0	2
Steve Huntz, S (1, 5) OBP: 0.347, SLG: 0.343		0-0 4-3		0-0 F9		0-0 F5			0-0 3-1	4	0	0	0	0	0	2
Ivan Murrell, R (1, 7) OBP: 0.292, SLG: 0.401		0-0 F9			0-0 1B 1B		0-3 K		0-0 HR	4	1	2	1	0	1	0
Bob Barton, R (1, 2) OBP: 0.283, SLG: 0.326		0-0 F7			0-0 1B 1-2		0-0 6-3		0-3 K	4	0	1	0	0	1	0
Pat Dobson, R (1, 1) OBP: 0.219, SLG: 0.164 Ray Webster, L (7, PH) OBP: 0.331, SLG: 0.345 Earl Wilson, R (8, 1) OBP: 0.208, SLG: 0.292 Ed Spiezio, R (9, PH) OBP: 0.374, SLG: 0.470			0-0 6-3		0-3 K		0-0 WP 1B		0-0 F7	2	0	0	0	0	1	2

Inning Stats	R: 0	H: 0	E: 0	K: 1	S: 5	R: 2	H: 2	E: 0	K: 0	S: 5	R: 0	H: 0	E: 0	K: 1	S: 5	R: 0	H: 2	E: 0	K: 2	S: 9	R: 0	H: 0	E: 0	K: 0	S: 3	R: 0	H: 0	E: 0	K: 1	S: 6	R: 0	H: 2	E: 0	K: 0	S: 4	R: 1	H: 1	E: 0	K: 1	S: 6	1B: 6	SF: 0	2B: 0	3B: 0	HR: 2
Rich Robertson, R (1, 1) ERA: 5.02 Don McMahon, R (9, 1) ERA: 2.92	IP	WLS	BF	H	R	ER	SO	BB	IBB	HBP	BLK	WP	HR	S	P	ERA	WHIP	IP	WLS	BF	H	R	ER	SO	BB	IBB	HBP	BLK	WP	HR	S	P	ERA	WHIP	WP: 1	PA: 36	PB: 0	SB: 0	CS: 0						


BOTTOM

San Francisco Giants @ San Diego Padres
San Diego Stadium, San Diego, CA

Thu Sep 17 1970, 10:05 PM EDT
Att. 3,332 - Unknown

livebaseballscorecards.com

AB	34
R	3
H	8
RBI	3
BB	2
SO	6
LOB	12



Batter	1	2	3	4	5	6	7	8	9	10	AB R H RBI BB SO LOB	TOP										
Bobby Bonds, R OBP: 0.388, SLG: 0.519 (1, 9)	0-3 K		0-0 5-3		0-0 5-3		0-0 1B		4-0 1-2 BB		4 0 1 0 1 1 0	San Francisco Giants @ San Diego Padres San Diego Stadium, San Diego, CA Fri Sep 18 1970, 10:05 PM EDT Att: 5,093 - Unknown livebaseballscorecards.com										
Tito Fuentes, S OBP: 0.315, SLG: 0.346 (1, 6)	0-0 E6 1B		0-0 1B		0-0 5-3		0-0 5-3		0-0 F8		5 1 1 0 0 0 3											
Willie Mays, R OBP: 0.394, SLG: 0.519 (1, 8)	0-0 1B		0-0 1B		0-0 6-3			0-0 F6		0-0 F9	5 0 2 0 0 0 0											
Willie McCovey, L OBP: 0.440, SLG: 0.603 (1, 3)	0-0 1-3 2-H 1B		0-3 K		4-0 BB			0-0 F7		0-0 FC5-4 1B	4 0 2 1 1 1 2											
Dick Dietz, R OBP: 0.433, SLG: 0.529 (1, 2)	0-3 K		0-0 F9		0-0 F8			0-0 1B		0-0 FC5-4 2B	5 1 1 0 0 1 6											
Ken Henderson, S OBP: 0.393, SLG: 0.458 (1, 7)	0-0 F4			0-0 WP 2B		0-0 F9		0-0 F6		0-0 2B	5 1 2 1 0 0 4											
Al Gallagher, R OBP: 0.349, SLG: 0.394 (1, 5)		0-0 5-3		0-0 6-3		0-0 F9			0-0 F9	4-0 IBB	4 0 0 0 1 0 2											
Bob Heise, R OBP: 0.271, SLG: 0.313 Frank Johnson, R OBP: 0.354, SLG: 0.361 (9, PH) Hal Lanier, R OBP: 0.266, SLG: 0.279 Jim Ray Hart, R OBP: 0.354, SLG: 0.424 (10, PH) Don Mason, L OBP: 0.250, SLG: 0.143 (10, 4)		0-0 F2		0-0 F8		0-0 6-3			0-0 F8	0-0 5-3	3 0 0 0 0 0 0 1 0 0 0 0 0 0 0 0 0 0 0 0 0 1 0 0 0 0 0 2 0 0 0 0 0 0 0											
Frank Reberger, L OBP: 0.222, SLG: 0.244 (1, 1)		0-0 4-3		0-0 F8		0-0 4-3			0-0 BB 1B		4 0 1 0 0 0 0											
Inning Stats	R: 1 E: 1 K: 2 S: 10	H: 2 LOB: 2 BB: 0 P: 10	R: 0 E: 0 K: 0 S: 3	H: 0 LOB: 0 BB: 0 P: 3	R: 0 E: 0 K: 1 S: 7	H: 2 LOB: 2 BB: 0 P: 7	R: 0 E: 0 K: 0 S: 4	H: 1 LOB: 0 BB: 0 P: 4	R: 0 E: 0 K: 0 S: 3	H: 0 LOB: 1 BB: 1 P: 7	R: 0 E: 0 K: 0 S: 4		H: 1 LOB: 1 BB: 0 P: 4	R: 0 E: 0 K: 0 S: 4	H: 1 LOB: 1 BB: 0 P: 4	R: 0 E: 0 K: 0 S: 4	H: 1 LOB: 2 BB: 1 P: 8	R: 1 E: 0 K: 0 S: 5	H: 2 LOB: 2 BB: 1 P: 9	1B: 8 2B: 2 3B: 0 HR: 0	SF: 0 SAC: 0 DP: 0 HBP: 0	WP: 1 PB: 0 SB: 0 CS: 0
PITCHER Danny Coombs, L ERA: 3.31 (1, 1)	IP 10.0	WLS L	BF 44	H 10	R 3	ER 2	SO 3	BB 2	IBB 1	HBP 0	BLK 0	WP 1	HR 0	S 47	P 59	ERA 1.80	WHIP 1.200					



Batter	1	2	3	4	5	6	7	8	9	10
Jose Arcia, R (1, 4) OBP: 0.285, SLG: 0.291 Ray Webster, L (8, PH) OBP: 0.328, SLG: 0.342 Dave Campbell, R (9, 4) OBP: 0.270, SLG: 0.339	0-0 E5 1B 2B		0-0 F4			0-0 F6		0-0 L5-4 2-3		
Rafael Robles, R (1, 6) OBP: 0.273, SLG: 0.220	0-0 G1-6-3 1-3 1B		0-0 F4			4-0 BB		0-0 F4		
Cito Gaston, R (1, 8) OBP: 0.363, SLG: 0.540 Larry Stahl, L (7, 7) OBP: 0.204, SLG: 0.229	0-0 G1-6-3 1-2f			0-3 K		0-3 K		0-0 1B 1B		
Ollie Brown, R (1, 9) OBP: 0.338, SLG: 0.501	0-0 PB 3-H 2B			0-3 K		0-3 K		0-0 F8		
Nate Colbert, R (1, 3) OBP: 0.325, SLG: 0.495	0-0 F9 2-3			0-0 HR			0-3 K	0-0 1-2 1B		
Steve Huntz, S (1, 5) OBP: 0.343, SLG: 0.339		0-0 F9		0-0 4-3			0-0 F8	0-0 G3		
Ivan Murrell, R (1, 7) OBP: 0.289, SLG: 0.396 (7, 8)		0-3 K			0-0 4-3		0-3 K		0-0 6-3	
Chris Cannizzaro, R (1, 2) OBP: 0.374, SLG: 0.388		0-3 K			0-0 CS 1B			0-0 F3	0-3 K	
Danny Coombs, R (1, 1) OBP: 0.132, SLG: 0.120 Ed Spiezio, R (10, PH) OBP: 0.372, SLG: 0.468			0-0 6-3		0-0 F7 1-2			0-0 L5-4 2B	0-0 F9	

AB	R	H	RBI	BB	SO	LOB
3	1	0	0	0	0	0
1	0	0	0	0	0	1
0	0	0	0	0	0	0

3	0	1	0	1	0	0
---	---	---	---	---	---	---

3	0	0	0	0	2	3
1	0	1	0	0	0	0

4	0	1	1	0	2	2
---	---	---	---	---	---	---

4	1	2	1	0	1	1
---	---	---	---	---	---	---

4	0	0	0	0	0	2
---	---	---	---	---	---	---

4	0	0	0	0	2	0
---	---	---	---	---	---	---

4	0	1	0	0	2	0
---	---	---	---	---	---	---

3	0	1	0	0	0	1
1	0	0	0	0	0	0

1B:	4	SF:	0
2B:	3	SAC:	0
3B:	0	DP:	2
HR:	1	HBP:	0

BOTTOM

San Francisco Giants @ San Diego Padres
 San Diego Stadium, San Diego, CA
 Fri Sep 18 1970, 10:05 PM EDT
 Att. 5,093 - Unknown

livebaseballscorecards.com

AB	35
R	2
H	7
RBI	2
BB	1
SO	9
LOB	10



Inning Stats	R	H	E	K	S	P	ERA	WHIP
1	1	2	1	5	5			
2	0	0	0	7	7			
3	0	0	0	3	3			
4	1	1	0	8	8			
5	0	1	0	3	3			
6	0	0	0	7	7			
7	0	0	0	7	7			
8	0	1	0	3	3			
9	0	2	0	5	5			
10	0	0	0	5	5			

PITCHER	IP	WLS	BF	H	R	ER	SO	BB	IBB	HBP	BLK	WP	HR	S	P	ERA	WHIP
Frank Reberger, R (1, 1) ERA: 5.41	10.0	W	36	7	2	1	9	1	0	0	0	0	1	53	57	0.90	0.800

WP:	0	PA:	36
PB:	1		
SB:	0		
CS:	1		

Batter	1	2	3	4	5	6	7	8	9	AB R H RBI BB SO LOB	TOP	
Bobby Bonds, R OBP: 0.386, SLG: 0.515 (1, 9) X	0-0 5-3		0-0 6-3		0-3 K		0-3 K		0-3 K	5 0 0 0 0 3 2	San Francisco Giants @ San Diego Padres San Diego Stadium, San Diego, CA Sat Sep 19 1970, 6:33 AM EDT Att. 6,259 - Unknown livebaseballscorecards.com	
Bob Heise, R OBP: 0.268, SLG: 0.308 (1, 4) X	0-0 FC5-4 1B		0-0 F7		0-0 6-3		0-0 F6		0-0 4-3	5 0 1 0 0 0 2		
Willie Mays, R OBP: 0.392, SLG: 0.516 (1, 8) X	0-0 FC5-4 BB 1-2f		0-3 K			4-0 2B SF8 BB		0-3 K		3 1 0 0 1 2 1		
Willie McCovey, L OBP: 0.441, SLG: 0.603 (1, 3) B B B	4-0 1-2 BB			0-0 4-3		0-0 SF8 1B 2B		0-0 F6		3 1 1 0 1 0 0		
Ken Henderson, S OBP: 0.394, SLG: 0.456 (1, 7) X	0-0 4-3			0-3 K		4-0 1B SF7-5-4 BB		4-0 1B BB		2 1 0 0 2 1 2		
Dick Dietz, R OBP: 0.433, SLG: 0.529 (1, 2) S S S		0-3 K		4-0 BB		0-0 SF8		0-0 1-2 1B		2 0 1 1 1 1 0		
Al Gallagher, R OBP: 0.351, SLG: 0.395 (1, 5) X		0-0 1B		0-0 F9		0-0 1-3 3-H 1B		0-3 K		4 0 2 1 0 1 3		
Hal Lanier, R OBP: 0.268, SLG: 0.282 (1, 6) S S S		0-3 K			0-0 SH1-4 1B		0-0 SF7-5-4 1-2 3-H		0-0 SH2-4 1B	3 0 2 1 0 1 1		
Gaylord Perry, R OBP: 0.105, SLG: 0.159 (1, 1) X		0-0 F8			0-0 SH1-4 1-2		0-0 F9		0-0 SH2-4 1-2	2 0 0 0 0 0 1		
Inning Stats	R: 0 E: 0 K: 0 S: 4 H: 1 LOB: 2 BB: 1 P: 8	R: 0 E: 0 K: 2 S: 8 H: 1 LOB: 1 BB: 0 P: 8	R: 0 E: 0 K: 1 S: 5 H: 0 LOB: 0 BB: 0 P: 5	R: 0 E: 0 K: 1 S: 5 H: 0 LOB: 1 BB: 1 P: 9	R: 0 E: 0 K: 1 S: 6 H: 1 LOB: 1 BB: 0 P: 6	R: 3 E: 0 K: 0 S: 4 H: 2 LOB: 0 BB: 2 P: 12	R: 0 E: 0 K: 1 S: 5 H: 0 LOB: 0 BB: 0 P: 5	R: 0 E: 0 K: 2 S: 8 H: 1 LOB: 2 BB: 1 P: 12	R: 0 E: 0 K: 1 S: 6 H: 1 LOB: 1 BB: 0 P: 6	1B: 6 2B: 2 3B: 0 HR: 0 SF: 2 SAC: 2 DP: 1 HBP: 0	WP: 0 PB: 0 SB: 0 CS: 0 PA: 38	
PITCHER Clay Kirby, R ERA: 4.49 (1, 1)	IP 9.0 WLS L BF 38 H 7 R 3 ER 3 SO 9 BB 5 IBB 0 HBP 0 BLK 0 WP 0 HR 0 S 51 P 71 ERA 3.00 WHIP 1.333											PITCHER IP WLS BF H R ER SO BB IBB HBP BLK WP HR S P ERA WHIP



Batter	1	2	3	4	5	6	7	8	9	AB R H RBI BB SO LOB
Jose Arcia, R (1, 4) OBP: 0.282, SLG: 0.288 Dave Robinson, S (7, PH) OBP: 0.538, SLG: 0.400 Dave Campbell, R (8, 4) OBP: 0.270, SLG: 0.338	0-0 5-3			0-0 5-3			0-3 K		0-0 5-3	2 0 0 0 0 0 0
Rafael Robles, R (1, 6) OBP: 0.271, SLG: 0.222	0-0 6-3			0-0 F9			0-0 1B		0-0 F9	4 0 1 0 0 0 1
Cito Gaston, R (1, 8) OBP: 0.360, SLG: 0.536	0-0 6-3			0-3 K			0-3 K		0-0 F9	4 0 0 0 0 2 2
Nate Colbert, R (1, 3) OBP: 0.323, SLG: 0.493		0-0 6-3		0-0 F9			0-0 F6			3 0 0 0 0 0 1
Larry Stahl, L (1, 9) OBP: 0.192, SLG: 0.216		0-0 3-1		0-0 F6			0-3 K			3 0 0 0 0 1 0
Steve Huntz, S (1, 5) OBP: 0.343, SLG: 0.339 Ron Stocum, R (8, PR) OBP: 0.241, SLG: 0.271 (9, 2)		0-3 K		0-0 F9			0-0 FC5-4 1B			3 0 1 0 0 1 0 0 0 0 0 0 0 0
Ivan Murrell, R (1, 7) OBP: 0.287, SLG: 0.392			0-3 K			0-3 K		0-0 FC5-4 FC6-4 1-2f		3 0 0 0 0 2 1
Bob Barton, R (1, 2) OBP: 0.280, SLG: 0.322 Ed Spiezio, R (8, PH) OBP: 0.371, SLG: 0.466 (9, 5)			0-0 F9			0-0 F3		0-0 FC6-4 1-2f		2 0 0 0 0 0 0 1 0 0 0 0 0 1
Clay Kirby, R (1, 1) OBP: 0.203, SLG: 0.171 Ray Webster, L (9, PH) OBP: 0.333, SLG: 0.348			0-0 F7			0-0 1-3		0-0 5-3 1B		2 0 0 0 0 0 0 1 0 1 0 0 0 0

Inning Stats	R: 0 E: 0 K: 0 S: 3	H: 0 LOB: 0 BB: 0 P: 3	R: 0 E: 0 K: 1 S: 5	H: 0 LOB: 0 BB: 0 P: 5	R: 0 E: 0 K: 1 S: 5	H: 0 LOB: 0 BB: 0 P: 5	R: 0 E: 0 K: 1 S: 5	H: 0 LOB: 0 BB: 0 P: 5	R: 0 E: 0 K: 2 S: 8	H: 1 LOB: 1 BB: 0 P: 8	R: 0 E: 0 K: 1 S: 6	H: 1 LOB: 1 BB: 0 P: 6	R: 0 E: 0 K: 0 S: 4	H: 1 LOB: 1 BB: 0 P: 4	1B: 3 2B: 0 3B: 0 HR: 0	SF: 0 SAC: 0 DP: 0 HBP: 0
--------------	------------------------------	---------------------------------	------------------------------	---------------------------------	------------------------------	---------------------------------	------------------------------	---------------------------------	------------------------------	---------------------------------	------------------------------	---------------------------------	------------------------------	---------------------------------	----------------------------------	------------------------------------

PITCHER	IP	WLS	BF	H	R	ER	SO	BB	IBB	HBP	BLK	WP	HR	S	P	ERA	WHIP
Gaylord Perry, R (1, 1) ERA: 3.19	9.0	W	30	3	0	0	7	0	0	0	0	0	0	44	44	0.00	0.333

BOTTOM


San Francisco Giants @ San Diego Padres
 San Diego Stadium, San Diego, CA

Sat Sep 19 1970, 6:33 AM EDT
 Att. 6,259 - Unknown

AB	30
R	0
H	3
RBI	0
BB	0
SO	7
LOB	7



WP	PA	ERA	WHIP
0	30		

Batter	1	2	3	4	5	6	7	8	9	AB R H RBI BB SO LOB	TOP													
Bobby Bonds, R OBP: 0.384, SLG: 0.512 (1, 9) X	0-0 F3		0-3 K	0-3 K		0-0 1B	0-0 F7			5 1 1 0 0 2 1														
Tito Fuentes, S OBP: 0.316, SLG: 0.347 (1, 4) X	0-0 1B		0-0 HR	0-0 4-3		0-0 5-3		0-0 F7		5 2 2 0 0 0 2														
Willie Mays, R OBP: 0.395, SLG: 0.524 George Foster, R OBP: 0.333, SLG: 0.364 (1, 8) S (6, 7) S	0-3 K		0-0 HR		0-0 2B	0-0 PB		0-0 5-3		4 2 3 4 0 1 1 1 0 0 0 0 0 0														
Willie McCovey, L OBP: 0.444, SLG: 0.605 (1, 3) B	4-0 1B		4-0 BB		0-0 2B	4-0 BB		0-0 F8		2 1 1 1 3 0 0														
Ken Henderson, S OBP: 0.394, SLG: 0.455 (1, 7) X (6, 8)	0-0 1B		0-0 F9		0-0 F8	4-0 BB		0-0 F7		4 0 1 1 1 0 2														
Dick Dietz, R OBP: 0.433, SLG: 0.526 (1, 2) X	0-0 G3		4-0 1B		4-0 BB	0-0 F7		0-0 6-3		3 0 0 0 2 0 5														
Jim Ray Hart, R OBP: 0.358, SLG: 0.427 Al Gallagher, R OBP: 0.348, SLG: 0.392 (1, 5) (5, 5)			0-0 1B		0-0 G5-4-3		0-0 6-3		0-0 6-3	3 0 2 1 0 0 2 2 0 0 0 0 0 0	AB 37 R 7 H 12 RBI 7 BB 6 SO 6 LOB 17													
Hal Lanier, R OBP: 0.288, SLG: 0.282 (1, 6) X			0-0 1B		0-0 F9		0-0 K		0-0 1B	4 0 1 0 0 1 3														
Juan Marichal, R OBP: 0.084, SLG: 0.063 (1, 1)			0-3 K		0-0 F8		0-0 1B		0-3 K	4 1 1 0 0 2 1														
Inning Stats	R: 1 E: 0 K: 1 S: 7	H: 2 LOB: 2 BB: 1 P: 11	R: 0 E: 0 K: 1 S: 5	H: 1 LOB: 0 BB: 0 P: 5	R: 3 E: 0 K: 1 S: 8	H: 3 LOB: 2 BB: 2 P: 16	R: 0 E: 0 K: 1 S: 5	H: 0 LOB: 0 BB: 0 P: 5	R: 1 E: 0 K: 0 S: 4	H: 2 LOB: 1 BB: 1 P: 8	R: 2 E: 0 K: 1 S: 8	H: 3 LOB: 3 BB: 2 P: 16	R: 0 E: 0 K: 1 S: 6	H: 1 LOB: 1 BB: 0 P: 6	R: 0 E: 0 K: 0 S: 3	H: 0 LOB: 0 BB: 0 P: 3	R: 0 E: 0 K: 0 S: 3	H: 0 LOB: 0 BB: 0 P: 3	R: 0 E: 0 K: 0 S: 3	H: 0 LOB: 0 BB: 0 P: 3	1B: 10 2B: 1 3B: 0 HR: 1	SF: 0 SAC: 0 DP: 2 HBP: 0	WP: 0 PB: 1 SB: 0 CS: 0	PA: 43
PITCHER	IP WLS BF H R ER SO BB IBB HBP BLK WP HR S P ERA WHIP																				PITCHER	IP WLS BF H R ER SO BB IBB HBP BLK WP HR S P ERA WHIP		
Joe Moeller, R ERA: 3.92 (1, 1)	3.0 L 17 6 4 4 3 3 0 0 0 0 0 1 20 32 12.00 3.000																							
Jerry Stephenson, R ERA: 9.45 (4, 1)	2.2 13 5 3 3 2 1 0 0 0 0 0 0 16 20 10.12 2.250																							
Charlie Hough, R ERA: 5.29 (6, 1)	2.1 10 1 0 0 1 2 0 0 0 0 0 0 10 18 0.00 1.286																							
Fred Norman, L ERA: 5.23 (9, 1)	1.0 3 0 0 0 0 0 0 0 0 0 0 0 3 3 0.00 0.000																							

San Francisco Giants @ Los Angeles Dodgers
 Dodger Stadium, Los Angeles, CA
 Mon Sep 21 1970, 7:05 PM PDT
 Att. 14,478 - Unknown

livebaseballscorecards.com

Batter	1	2	3	4	5	6	7	8	9	AB R H RBI BB SO LOB
--------	---	---	---	---	---	---	---	---	---	----------------------

Maury Wills, S (1, 6) <small>OBP: 0.331, SLG: 0.315</small> Steve Garvey, R (8, 5) <small>OBP: 0.272, SLG: 0.303</small>	0-0 		0-0 G3 			0-0 F6 			0-0 F9 	3 0 1 0 0 0 0 1 0 0 0 0 0 0
Manny Mota, R (1, 9) <small>OBP: 0.373, SLG: 0.383</small>	0-0 		0-0 F8 			0-0 F9 			0-0 	4 0 2 0 0 0 0
Willie Davis, L (1, 8) <small>OBP: 0.343, SLG: 0.453</small>	0-0 F8 			0-0 		0-0 F3 			0-0 F7 	4 0 1 0 0 0 3
Wes Parker, S (1, 3) <small>OBP: 0.392, SLG: 0.461</small>	0-0 F2 			0-0 G4-6-3 		0-0 F4 			0-0 	4 0 1 0 0 0 3
Tom Haller, L (1, 2) <small>OBP: 0.351, SLG: 0.471</small> Joe Ferguson, R (8, 2)	0-0 F8 			0-0 F6 		0-0 F8 			4-0 	3 0 0 0 0 0 2 0 0 0 0 1 0 0
Jim Lefebvre, S (1, 4) <small>OBP: 0.313, SLG: 0.345</small>		0-0 4-3 			0-0 F2 				0-0 F4 	4 0 0 0 0 0 3
Bill Buckner, L (1, 7) <small>OBP: 0.208, SLG: 0.255</small>		0-0 G3 			0-0 F2 				0-0 F7 	3 0 0 0 0 0 0
Billy Grabarkewitz, R (1, 5) <small>OBP: 0.404, SLG: 0.457</small>		0-3 K 			0-0 				0-3 K 	3 0 1 0 0 2 0
Joe Moeller, R (1, 1) <small>OBP: 0.214, SLG: 0.154</small> Tom Paciorek, R (3, PH) <small>OBP: 0.222, SLG: 0.125</small> Jerry Stephenson, L (4, 1) <small>OBP: 0.333, SLG: 0.333</small> Charlie Hough, R (8, 1) <small>OBP: 0.284, SLG: 0.453</small> Bill Sudakis, S (8, PH) <small>OBP: 0.333, SLG: 0.143</small> Fred Norman, S (9, 1)			0-0 F4 		0-0 4-3 				0-0 4-3 	0 0 0 0 0 0 0 1 0 0 0 0 0 0 1 0 0 0 0 0 1 0 0 0 0 0 0 0 1 0 0 0 0 0 0 0 0 0 0 0 0 0

Inning Stats	R: 0	H: 2	E: 0	LOB: 2	K: 0	BB: 0	S: 5	P: 5	R: 0	H: 0	E: 0	LOB: 0	K: 1	BB: 0	S: 5	P: 5	R: 0	H: 1	E: 0	LOB: 0	K: 0	BB: 0	S: 3	P: 3	R: 0	H: 1	E: 0	LOB: 1	K: 0	BB: 0	S: 4	P: 4	R: 0	H: 0	E: 0	LOB: 0	K: 0	BB: 0	S: 3	P: 3	R: 0	H: 0	E: 0	LOB: 0	K: 0	BB: 0	S: 3	P: 3	R: 0	H: 0	E: 0	LOB: 0	K: 1	BB: 0	S: 5	P: 5	R: 0	H: 2	E: 0	LOB: 3	K: 0	BB: 1	S: 5	P: 9	1B: 6	SF: 0	2B: 0	SAC: 0	3B: 0	DP: 1	HR: 0	HBP: 0	WP: 0	PA: 33	PB: 0	SB: 0	CS: 0	ERA	WHIP
PITCHER Juan Marichal, R (1, 1) <small>ERA: 4.09</small>	IP	WLS	BF	H	R	ER	SO	BB	IBB	HBP	BLK	WP	HR	S	P	ERA	WHIP	IP	WLS	BF	H	R	ER	SO	BB	IBB	HBP	BLK	WP	HR	S	P	ERA	WHIP																																													

BOTTOM

San Francisco Giants @ Los Angeles Dodgers
 Dodger Stadium, Los Angeles, CA
 Mon Sep 21 1970, 7:05 PM PDT
 Att. 14,478 - Unknown

livebaseballscorecards.com

AB	32
R	0
H	6
RBI	0
BB	1
SO	2
LOB	12



Batter	1	2	3	4	5	6	7	8	9	AB R H RBI BB SO LOB	TOP
Bobby Bonds, R OBP: 0.385, SLG: 0.515 (1, 9) X	0-0 S 1B		0-0 3B			0-3 K			0-0 F8	4 0 2 0 0 1 1	San Francisco Giants @ Los Angeles Dodgers Dodger Stadium, Los Angeles, CA Tue Sep 22 1970, 7:05 PM PDT Att: 15,502 - Unknown livebaseballscorecards.com
Tito Fuentes, S OBP: 0.313, SLG: 0.343 (1, 4) X (8, 6)	0-0 F7 1-2		0-0 4-3			0-3 K			0-0 6-3	4 0 0 0 0 1 3	
Willie Mays, R OBP: 0.392, SLG: 0.520 (1, 8) X	0-0 6-3					0-0 FC6-4 1-2f			0-0 F8	4 0 0 0 0 0 2	
Willie McCovey, L OBP: 0.442, SLG: 0.601 (1, 3) X	0-0 G3					0-0 F2			0-0 F5	3 0 0 0 0 0 1	
Ken Henderson, S OBP: 0.392, SLG: 0.452 (1, 7) X						0-0 F8			0-0 F6	3 0 0 0 0 1 0	
Dick Dietz, R OBP: 0.431, SLG: 0.522 (1, 2) X						0-0 6-3			0-0 F9	3 0 0 0 0 0 0	
Jim Ray Hart, R OBP: 0.354, SLG: 0.421 (1, 5) X						0-0 5-3			0-0 F8	3 0 0 0 0 0 0	
Hal Lanier, R OBP: 0.266, SLG: 0.280 (1, 6) X Ron Hunt, R OBP: 0.394, SLG: 0.382 (8, PH) Don Mason, L OBP: 0.250, SLG: 0.143 (8, 4) X			0-0 6-3			0-0 F5			0-0 F7	2 0 0 0 0 0 0 1 0 0 0 0 0 0 0 0 0 0 0 0 0	
Ron Bryant, S OBP: 0.143, SLG: 0.111 (1, 1) X Bob Taylor, L OBP: 0.309, SLG: 0.256 (8, PH) Don McMahon, R OBP: 0.250, SLG: 0.143 (8, 1) X			0-0 4-3			0-0 FC6-4 1B			0-0 4-3	2 0 1 0 0 0 0 1 0 0 0 0 0 0 0 0 0 0 0 0 0	
Inning Stats	R: 0 H: 1 E: 0 LOB: 1 K: 0 BB: 0 S: 4 P: 4	R: 0 H: 0 E: 0 LOB: 0 K: 1 BB: 0 S: 5 P: 5	R: 0 H: 1 E: 0 LOB: 1 K: 0 BB: 0 S: 4 P: 4	R: 0 H: 0 E: 0 LOB: 0 K: 0 BB: 0 S: 3 P: 3	R: 0 H: 0 E: 0 LOB: 0 K: 0 BB: 0 S: 3 P: 3	R: 0 H: 1 E: 0 LOB: 1 K: 2 BB: 0 S: 8 P: 8	R: 0 H: 0 E: 0 LOB: 0 K: 0 BB: 0 S: 3 P: 3	R: 0 H: 0 E: 0 LOB: 0 K: 0 BB: 0 S: 3 P: 3	R: 0 H: 0 E: 0 LOB: 0 K: 0 BB: 0 S: 3 P: 3	1B: 2 SF: 0 2B: 0 SAC: 0 3B: 1 DP: 0 HR: 0 HBP: 0	
PITCHER Alan Foster, R ERA: 4.14 (1, 1)	IP WLS BF H R ER SO BB IBB HBP BLK WP HR S P ERA WHIP										
	9.0 W 30 3 0 0 3 0 0 0 0 0 0 0 36 36 0.00 0.333										

AB	30
R	0
H	3
RBI	0
BB	0
SO	3
LOB	7



Batter	1	2	3	4	5	6	7	8	9
Maury Wills, S OBP: 0.329, SLG: 0.313 (1, 6)	0-0 F8	0-0 4-3			0-0 SH3-4		0-0 F3		
Manny Mota, R OBP: 0.370, SLG: 0.379 (1, 7)	0-0 4-3		0-0 F4		0-0 F7		0-0 5-3		
Willie Davis, L OBP: 0.341, SLG: 0.449 (1, 8)	0-0 F8		0-0 4-3		0-0 F6		0-0 G3		
Wes Parker, S OBP: 0.392, SLG: 0.459 (1, 3)		0-0 BB	0-0 F4		0-0 F2		0-0 5-3		
Bill Sudakis, S OBP: 0.359, SLG: 0.467 (1, 2)		0-0 BB		0-0 BB	0-0 BB		0-0 F3		
Steve Garvey, R OBP: 0.274, SLG: 0.295 (1, 5)		0-0 BB	0-0 BB	0-0 F4	0-0 6-3				
Billy Grabarkewitz, R OBP: 0.402, SLG: 0.454 (1, 4)		0-0 K	0-0 F3	0-0 F3	0-0 1-3				
Bill Russell, R OBP: 0.296, SLG: 0.359 (1, 9)		0-0 F6	0-0 F6	0-0 BB	0-0 SH1-4				
Alan Foster, R OBP: 0.171, SLG: 0.109 (1, 1)		0-0 BB	0-0 BB	0-0 SH3-4	0-0 BB		0-0 SH1-4		

Inning Stats	R: 0	H: 0	E: 0	K: 0	S: 3	R: 1	H: 2	E: 0	K: 1	S: 7	R: 0	H: 0	E: 0	K: 0	S: 3	R: 0	H: 2	E: 0	K: 0	S: 4	R: 0	H: 0	E: 0	K: 0	S: 3	R: 0	H: 1	E: 0	K: 0	S: 4	R: 0	H: 1	E: 0	K: 0	S: 4	R: 0	H: 0	E: 0	K: 0	S: 3
	LOB: 0	BB: 0	P: 3	LOB: 3	BB: 2	LOB: 0	BB: 0	LOB: 2	BB: 0	P: 4	LOB: 1	BB: 1	LOB: 1	BB: 0	P: 4	LOB: 1	BB: 0	LOB: 0	BB: 0	P: 3	LOB: 0	BB: 0	LOB: 0	BB: 0	P: 3	LOB: 0	BB: 0	LOB: 0	BB: 0	P: 3	LOB: 0	BB: 0	LOB: 0	BB: 0	P: 3	LOB: 0	BB: 0	LOB: 0	BB: 0	P: 3

PITCHER	IP	WLS	BF	H	R	ER	SO	BB	IBB	HBP	BLK	WP	HR	S	P	ERA	WHIP
Ron Bryant, L ERA: 4.6 (1, 1)	7.0	L	29	6	1	1	1	3	0	0	0	0	0	28	40	1.29	1.286
Don McMahon, R ERA: 2.89 (8, 1)	1.0		3	0	0	0	0	0	0	0	0	0	0	3	3	0.00	0.000

BOTTOM

AB	R	H	RBI	BB	SO	LOB
3	0	0	0	0	0	4
4	0	0	0	0	0	2
4	0	0	0	0	0	1
4	1	1	0	0	0	0
4	0	3	0	0	0	0
2	0	0	0	1	0	2
3	0	0	0	0	1	5
3	0	2	0	0	0	3
0	0	0	1	2	0	0

AB	27
R	1
H	6
RBI	1
BB	3
SO	1
LOB	17



WP	PA	CS
0	32	0

San Francisco Giants @ Los Angeles Dodgers
Dodger Stadium, Los Angeles, CA
 Tue Sep 22 1970, 7:05 PM PDT
 Att. 15,502 - Unknown

livebaseballscorecards.com

Batter	1	2	3	4	5	6	7	8	9	10	AB R H RBI BB SO LOB	TOP														
Bobby Bonds, R OBP: 0.386, SLG: 0.514 (1, 9) X	0-0 F8			4-0 F8-4 1B BB	0-0 FC6-4 1-2f		0-0 1B 1B	0-0 F2		0-0 BB S 6-3 1B	5 2 2 0 1 0 2	<p>San Francisco Giants @ Los Angeles Dodgers Dodger Stadium, Los Angeles, CA</p> <p>Wed Sep 23 1970, 7:05 PM PDT Att. 19,508 - Unknown</p>														
Tito Fuentes, S OBP: 0.316, SLG: 0.344 (1, 4) S (7, 6)	0-3 K			0-0 1B 1B		0-0 F7	0-0 1B BB 1B	0-0 5-3		4-0 6-3 BB BB	5 2 2 1 1 1 0															
Willie Mays, R OBP: 0.392, SLG: 0.516 (1, 8) X	0-0 5-3			0-0 F8-4 2-3		0-0 F8	0-0 BB HBP HR 1B		0-0 F8	4-0 1-2 2-3 HR BB	5 2 1 1 1 0 2															
Willie McCovey, L OBP: 0.442, SLG: 0.601 Frank Johnson, R OBP: 0.358, SLG: 0.361 (1, 3) (5, 3)			0-0 F4	0-0 1B		0-3 K	1-0 BB HR HBP		0-0 F9 BB 1B	0-0 6-3 1-2 2-3 3-H	2 0 1 0 0 0 0 3 2 1 1 0 1 2															
Ken Henderson, S OBP: 0.393, SLG: 0.456 (1, 7)			0-0 G3	0-0 F8			6-3		4-0 1B IBB BB	0-0 2-H 3-H HR	4 2 1 4 2 0 2															
Dick Dietz, R OBP: 0.432, SLG: 0.528 (1, 2) S			0-3 K		4-0 1B WP BB		HR 1B		0-0 F9	0-0 F5	5 2 2 4 1 1 2															
Jim Ray Hart, R OBP: 0.362, SLG: 0.439 Rich Robertson, R OBP: 0.103, SLG: 0.228 (1, 5) (9, 1)			0-0 6-3		0-0 FC6-4 1B		HR		4-0 1B IBB		4 1 3 2 1 0 0 0 0 0 0 0 0 0															
Hal Lanier, R OBP: 0.268, SLG: 0.279 Ed Goodson, L OBP: 0.222, SLG: 0.222 Don Mason, L OBP: 0.250, SLG: 0.143 Ron Hunt, R OBP: 0.384, SLG: 0.381 Jerry Johnson, R OBP: 0.119, SLG: 0.063 Don McMahon, R OBP: 0.290, SLG: 0.143 Al Gallagher, R OBP: 0.351, SLG: 0.395 (1, 6) (7, PH) (7, PR) (7, PH) (7, PH) (7, 1) (8, 1) (9, PH) (9, 5)			0-0 F8		0-0 F4		1B 1B		0-0 F2		2 0 0 0 0 0 2 1 0 1 0 0 0 0 0 1 0 0 0 0 0 1 0 0 0 0 0 1 0 0 0 0 0 0 0 0 0 0 0 0 0 0 1 0 1 1 0 0 0															
Gaylord Perry, R OBP: 0.104, SLG: 0.158 Bernie Williams, R OBP: 0.395, SLG: 0.455 Skip Pitlock, L OBP: 0.111, SLG: 0.240 John Cumberland, R OBP: 0.058, SLG: 0.056 Bob Taylor, R OBP: 0.306, SLG: 0.253 Bob Heise, R OBP: 0.264, SLG: 0.304 (1, 1) (5, PH) (5, 1) (6, 1) (7, PH) (7, 4)			0-0 F8		0-0 F5		0-0 F7	0-0 F8		0-0 5-3	1 0 0 0 0 0 0 1 0 0 0 0 0 2 0 0 0 0 0 0 0 0 0 0 0 0 0 0 1 0 0 0 0 0 1 2 0 0 0 0 0 0															
Inning Stats	R: 0 E: 0 K: 1 S: 5	H: 0 LOB: 0 BB: 0 P: 5	R: 0 E: 0 K: 1 S: 5	H: 0 LOB: 0 BB: 0 P: 5	R: 0 E: 0 K: 0 S: 3	H: 0 LOB: 0 BB: 0 P: 3	R: 0 E: 0 K: 0 S: 4	H: 2 LOB: 2 BB: 1 P: 8	R: 0 E: 0 K: 0 S: 4	H: 1 LOB: 2 BB: 1 P: 8	R: 0 E: 0 K: 1 S: 5		H: 0 LOB: 0 BB: 0 P: 5	R: 9 E: 0 K: 0 S: 11	H: 8 LOB: 1 BB: 1 P: 16	R: 0 E: 0 K: 0 S: 3	H: 0 LOB: 0 BB: 0 P: 3	R: 1 E: 0 K: 0 S: 4	H: 2 LOB: 2 BB: 2 P: 12	R: 4 E: 0 K: 0 S: 5	H: 2 LOB: 0 BB: 2 P: 13	1B: 12 2B: 1 3B: 0 HR: 3	SF: 0 SAC: 0 DP: 1 HBP: 1	WP: 1 PB: 0 SB: 1 CS: 0	PA: 51	
PITCHER	IP WLS BF H R ER SO BB IBB HBP BLK WP HR S P ERA WHIP											PITCHER	IP WLS BF H R ER SO BB IBB HBP BLK WP HR S P ERA WHIP													
Sandy Vance, R ERA: 3.11 (1, 1)	6.2																									
Pete Mikkelsen, R ERA: 2.89 (7, 1)	0.0																									
Jim Brewer, L ERA: 3.07 (7, 1)	1.1																									
Ray Lamb, R ERA: 3.83 (9, 1)	1.1	L																								
Mike Strahler, R ERA: 1.74 (10, 1)	0.2																									

livebaseballscores.com

AB	43
R	14
H	15
RBI	14
BB	7
SO	3
LOB	16



BOTTOM

San Francisco Giants @ Los Angeles Dodgers
Dodger Stadium, Los Angeles, CA
 Wed Sep 23 1970, 7:05 PM PDT
 Att: 19,508 - Unknown

livebaseballscorecards.com

AB	44
R	10
H	14
RBI	9
BB	4
SO	3
LOB	24



WP: 3	PA: 50
PB: 0	
SB: 3	
CS: 0	

Batter	1	2	3	4	5	6	7	8	9	10	AB	R	H	RBI	BB	SO	LOB
Maury Wills, S OBP: 0.329, SLG: 0.313 (1, 6)	1-3	F6				K		6-3 S 1B	5-3		6	1	2	1	0	1	3
Manny Mota, R OBP: 0.369, SLG: 0.377 (1, 9) (6, 7)	4-3		E6 4-3 WP SF7	G3		FC3-6 1B		6-3		4-0 FC3-6 BB	5	1	1	0	1	0	3
Willie Davis, L OBP: 0.341, SLG: 0.447 (1, 8)	F8		4-3		E BB	FC3-6 BB		BB 1B		0-0 FC3-6	5	1	1	2	1	0	3
Wes Parker, S OBP: 0.394, SLG: 0.464 (1, 3)		3-1 1B 2B	SF7		E7 1B 2B	1-2 BB		1-2 BB		0-0 F7	3	2	2	2	2	0	1
Tom Haller, L OBP: 0.349, SLG: 0.468 (1, 2) (5, PH)		3-1	4-3		F3	F3		1-3		0-3 K	2	0	0	0	0	0	1
Andy Kosco, R OBP: 0.239, SLG: 0.388 (6, 2) (6, PH)											1	0	0	0	0	0	1
Jeff Torborg, R OBP: 0.308, SLG: 0.313 (8, PH)											1	0	0	0	0	0	2
Jim Lefebvre, S OBP: 0.312, SLG: 0.344 (8, 1)											1	0	0	0	0	0	2
Ray Lamb, R OBP: 0.259, SLG: 0.250 (10, 1)											0	0	0	0	0	0	0
Mike Strahler, R OBP: 0.259, SLG: 0.250 (10, PH)											0	0	0	0	0	0	0
Willie Crawford, L OBP: 0.311, SLG: 0.380 (10, PH)											1	0	0	0	0	1	1
Bill Sudakis, S OBP: 0.360, SLG: 0.465 (1, 5)		WP S 2B 1B		F8		5-3		F9		WP SH3-4 1B	5	2	2	1	0	0	1
Bill Buckner, L OBP: 0.218, SLG: 0.264 (1, 7)		4-3						6-3		SH3-4	2	1	1	0	0	0	1
Bill Russell, R OBP: 0.297, SLG: 0.360 (5, PH) (6, 9)										1-2 SH3-4	2	0	1	1	0	0	0
Billy Grabarkewitz, R OBP: 0.400, SLG: 0.454 (1, 4)										0-0 F7	5	1	1	1	0	1	3
Sandy Vance, R OBP: 0.199, SLG: 0.200 (7, 1)										2-3 F7	3	1	1	0	0	0	2
Pete Mikkelsen, R OBP: 0.400, SLG: 0.400 (7, 1)											0	0	0	0	0	0	0
Jim Brewer, L OBP: 0.154, SLG: 0.083 (8, PH)											0	0	0	0	0	0	0
Von Joshua, L OBP: 0.291, SLG: 0.337 (9, 2)											0	0	0	0	0	0	0
Bob Stinson, S OBP: 0.214, SLG: 0.250 (9, PH)											0	0	0	0	0	0	0
Len Gabrielson, L OBP: 0.214, SLG: 0.250 (10, 2)											0	0	1	1	0	0	0
Joe Ferguson, R											1	0	0	0	0	0	0

Inning Stats	R: 0 E: 0 K: 0 S: 3	H: 0 LOB: 0 BB: 0 P: 3	R: 3 E: 1 K: 0 S: 7	H: 3 LOB: 1 BB: 0 P: 7	R: 1 E: 1 K: 0 S: 4	H: 0 LOB: 0 BB: 0 P: 4	R: 1 E: 1 K: 0 S: 6	H: 2 LOB: 2 BB: 0 P: 6	R: 2 E: 1 K: 0 S: 5	H: 2 LOB: 1 BB: 1 P: 9	R: 1 E: 0 K: 1 S: 7	H: 2 LOB: 2 BB: 1 P: 11	R: 0 E: 0 K: 1 S: 5	H: 0 LOB: 0 BB: 0 P: 5	R: 1 E: 0 K: 0 S: 5	H: 3 LOB: 2 BB: 1 P: 9	R: 1 E: 0 K: 0 S: 5	H: 2 LOB: 1 BB: 0 P: 5	R: 0 E: 0 K: 1 S: 5	H: 0 LOB: 1 BB: 1 P: 9	R: 0 E: 0 K: 1 S: 5	H: 0 LOB: 1 BB: 1 P: 9	1B: 10 2B: 4 3B: 0 HR: 0	SF: 1 SAC: 1 DP: 0 HBP: 0	WP: 3 PB: 0 SB: 3 CS: 0	PA: 50
---------------------	------------------------------	---------------------------------	------------------------------	---------------------------------	------------------------------	---------------------------------	------------------------------	---------------------------------	------------------------------	---------------------------------	------------------------------	----------------------------------	------------------------------	---------------------------------	------------------------------	---------------------------------	------------------------------	---------------------------------	------------------------------	---------------------------------	------------------------------	---------------------------------	-----------------------------------	------------------------------------	----------------------------------	--------

PITCHER	IP	WLS	BF	H	R	ER	SO	BB	IBB	HBP	BLK	WP	HR	S	P	ERA	WHIP
Gaylord Perry, R ERA: 3.21 (1, 1)	4.0		20	5	5	2	0	0	0	0	0	2	0	20	20	4.50	1.250
Skip Pitlock, L ERA: 4.6 (5, 1)	1.1		9	4	3	3	1	1	0	0	0	0	0	10	14	20.25	3.750
John Cumberland, L ERA: 3.59 (6, 1)	0.2		3	0	0	0	0	1	0	0	0	0	0	2	6	0.00	1.500
Jerry Johnson, R ERA: 4.66 (7, 1)	1.2		8	3	1	1	1	1	0	0	0	0	0	9	13	5.40	2.400
Don McMahon, R ERA: 2.88 (8, 1)	0.1		1	0	0	0	0	0	0	0	0	0	0	1	1	0.00	0.000

PITCHER	IP	WLS	BF	H	R	ER	SO	BB	IBB	HBP	BLK	WP	HR	S	P	ERA	WHIP
Rich Robertson, R ERA: 5.02 (9, 1)	2.0		9	2	1	1	1	1	0	0	0	1	0	10	14	4.50	1.500

Batter	1	2	3	4	5	6	7	8	9	AB R H RBI BB SO LOB	TOP																
Rafael Robles, R (1, 6) OBP: 0.260, SLG: 0.222	0-0 4-1		0-0 F9 1B PB	0-0 FC4-6 1B		0-0 6-3		0-0 F4		5 1 2 2 0 0 1																	
Dave Robinson, S (1, 7) OBP: 0.385, SLG: 0.409	0-0 6-3		0-0 1-2 3-H 1B	0-0 FC4-6 1-2f		4-0 FC5-4 BB		0-0 HR		4 1 2 2 1 0 1																	
Cito Gaston, R (1, 8) OBP: 0.361, SLG: 0.543	0-0 1B		0-0 F9 2-3		0-0 F9		0-0 FC5-4 PB 1-2f		0-0 F3	5 0 1 0 0 0 3																	
Nate Colbert, R (1, 3) OBP: 0.320, SLG: 0.489	0-0 F9		0-3 K 3-H		0-3 K		0-3 K 1-2		0-0 F3	5 0 0 0 0 3 3																	
Steve Huntz, S (1, 5) OBP: 0.345, SLG: 0.342		0-0 4-3		0-0 1B 1B		0-0 E 1B		0-0 1B		5 1 3 0 0 1 1																	
Jose Arcia, R (9, PR) OBP: 0.282, SLG: 0.288										0 0 0 0 0 0 0																	
Larry Stahl, L (1, 9) OBP: 0.203, SLG: 0.211		0-0 3-1		0-0 1B 1-2 FC5-2-5 1B		0-0 E3 1-2		0-0 E S 1B		3 0 1 0 0 0 1																	
Jim Williams, R (8, PH) OBP: 0.400, SLG: 0.400										2 1 1 0 0 0 1																	
Chris Cannizzaro, R (1, 2) OBP: 0.370, SLG: 0.382		0-0 F2		0-0 SH1-4 1-3 2-H 1B 1B		0-0 F2		0-3 K		4 1 1 1 0 1 3																	
Dave Campbell, R (1, 4) OBP: 0.271, SLG: 0.342			0-0 1B SH3-4 1B	0-0 FC5-2-5 SH1-4 1B		0-3 K		0-0 SH3-4 1B		4 2 2 1 0 1 2																	
Pat Dobson, R (1, 1) OBP: 0.216, SLG: 0.162			0-0 SH3-4	0-0 SH1-4		0-0 F7		0-0 SH3-4		1 0 0 0 0 0 0																	
Tom Dukes, R (8, 1)			1-2	1-2 2-3				1-2		0 0 0 0 0 0 0																	
Inning Stats	R: 0 E: 0 K: 0 S: 4	H: 1 LOB: 1 BB: 0 P: 4	R: 0 E: 0 K: 0 S: 3	H: 0 LOB: 0 BB: 0 P: 3	R: 2 E: 0 K: 1 S: 8	H: 3 LOB: 1 BB: 0 P: 8	R: 3 E: 0 K: 0 S: 7	H: 4 LOB: 1 BB: 0 P: 7	R: 0 E: 1 K: 1 S: 7	H: 1 LOB: 2 BB: 0 P: 7	R: 0 E: 0 K: 1 S: 5	H: 0 LOB: 0 BB: 0 P: 5	R: 0 E: 0 K: 2 S: 7	H: 0 LOB: 1 BB: 1 P: 11	R: 1 E: 0 K: 1 S: 7	H: 2 LOB: 1 BB: 0 P: 7	R: 1 E: 0 K: 0 S: 5	H: 2 LOB: 1 BB: 0 P: 5	1B: 12 2B: 0 3B: 0 HR: 1	SF: 0 SAC: 3 DP: 0 HBP: 0	WP: 0 PB: 2 SB: 1 CS: 0	PA: 42					
PITCHER	IP	WLS	BF	H	R	ER	SO	BB	IBB	HBP	BLK	WP	HR	S	P	ERA	WHIP										
Frank Reberger, R (1, 1) ERA: 5.51	4.0	L	20	8	5	4	1	0	0	0	0	0	0	22	22	9.00	2.000										
Jerry Johnson, R (5, 1) ERA: 4.46	3.0		12	1	0	0	4	1	0	0	0	0	0	19	23	0.00	0.667										
John Cumberland, L (8, 1) ERA: 3.56	0.2		4	2	1	0	1	0	0	0	0	0	0	6	6	0.00	3.000										
Don McMahon, R (8, 1) ERA: 2.87	0.1		1	0	0	0	0	0	0	0	0	0	0	1	1	0.00	0.000										
Skip Pitlock, L (9, 1) ERA: 4.66	1.0		5	2	1	1	0	0	0	0	0	0	1	5	5	9.00	2.000										

San Diego Padres @ San Francisco Giants
Candlestick Park, San Francisco, CA
Fri Sep 25 1970, 10:05 PM EDT
Att. 4,314 - Unknown

AB	38
R	7
H	13
RBI	6
BB	1
SO	6
LOB	16



livebaseballscorecards.com

Batter	1	2	3	4	5	6	7	8	9	AB	R	H	RBI	BB	SO	LOB
Bobby Bonds, R OBP: 0.383, SLG: 0.510 (1, 9)	0-3 K	0-0 F9			0-3 K		0-0 F8		0-3 K	5	0	0	0	0	3	1
Tito Fuentes, S OBP: 0.312, SLG: 0.340 (1, 4) (5, 6)	0-0 F7		0-0 F8		0-0 F6		0-0 F7		0-0 5-3	5	0	0	0	0	0	0
Ken Henderson, S OBP: 0.393, SLG: 0.463 (1, 8)	0-0 E8 2B		0-0 F3		0-0 HR		0-0 F7		0-0 4-3	5	1	2	1	0	0	0
Willie McCovey, L OBP: 0.444, SLG: 0.614 (1, 3)	4-0 BB IBB		0-0 F7		0-0 HR			0-0 HR		3	2	2	2	1	0	0
Dick Dietz, R OBP: 0.430, SLG: 0.524 (1, 2)	4-0 FC6-4 BB			0-3 K	0-0 F3			0-0 6-3		3	0	0	0	1	1	0
Al Gallagher, R OBP: 0.346, SLG: 0.389 (1, 5)	0-0 FC6-4			0-0 F8		0-0 F8		0-0 4-3		4	0	0	0	0	0	3
Bernie Williams, R OBP: 0.412, SLG: 0.467 (1, 7)		0-0 E5		0-0 1B		0-3 K		0-0 1B		4	0	2	0	0	1	0
Hal Lanier, R OBP: 0.266, SLG: 0.279 (4, PH)		0-0 F7		0-0 1B		0-0 4-3		0-0 1B		1	0	0	0	0	0	1
Bob Taylor, L OBP: 0.313, SLG: 0.262 (4, PR)				0-0 1B						1	0	1	0	0	0	0
Don Mason, L OBP: 0.244, SLG: 0.139 (5, 4)				0-0 1B						1	0	0	0	0	0	0
Jim Ray Hart, R OBP: 0.384, SLG: 0.441 (8, PH)				0-0 1B						1	0	1	0	0	0	0
Bob Heise, R OBP: 0.284, SLG: 0.304 (9, 4)										0	0	0	0	0	0	0
Frank Reberger, L OBP: 0.277, SLG: 0.239 (4, PH)		0-3 K		0-0 4-3				0-3 K		1	0	0	0	0	1	1
Ed Goodson, L OBP: 0.200, SLG: 0.200 (5, 1)										1	0	0	0	0	0	2
Jerry Johnson, R OBP: 0.116, SLG: 0.063 (7, PH)										0	0	0	0	0	0	0
George Foster, R OBP: 0.385, SLG: 0.667 (8, 1)										1	1	1	1	0	0	0
John Cumberland, R OBP: 0.056, SLG: 0.056 (8, 1)										0	0	0	0	0	0	0
Don McMahon, R OBP: 0.250, SLG: 0.143 (8, 1)										0	0	0	0	0	0	0
Willie Mays, R OBP: 0.391, SLG: 0.515 (9, 1)										1	0	0	0	0	1	2
Skip Pittcock, L OBP: 0.111, SLG: 0.240 (9, 1)										0	0	0	0	0	0	0

BOTTOM

San Diego Padres @ San Francisco Giants
Candlestick Park, San Francisco, CA
Fri Sep 25 1970, 10:05 PM EDT
Att. 4,314 - Unknown

AB	37
R	4
H	9
RBI	4
BB	2
SO	7
LOB	10



Inning Stats	R: 0	H: 1	LOB: 3	K: 1	S: 6	R: 0	H: 0	LOB: 1	K: 1	S: 6	R: 0	H: 0	LOB: 0	K: 0	S: 3	R: 0	H: 2	LOB: 2	K: 1	S: 7	R: 2	H: 2	LOB: 0	K: 1	S: 7	R: 0	H: 0	LOB: 0	K: 0	S: 5	R: 1	H: 1	LOB: 0	K: 0	S: 4	R: 1	H: 3	LOB: 2	K: 1	S: 8	R: 0	H: 0	LOB: 0	K: 1	S: 5	1B: 4	SF: 0	2B: 1	SAC: 0	3B: 0	DP: 0	HR: 4	HBP: 0	WP: 0	PA: 39
PITCHER	IP	WLS	BF	H	R	ER	SO	BB	IBB	HBP	BLK	WP	HR	S	P	ERA	WHIP																																						
Pat Dobson, R ERA: 3.9 (1, 1)	7.2	W	35	9	4	4	5	1	1	0	0	0	4	43	51	4.70	1.304																																						
Tom Dukes, R ERA: 3.72 (8, 1)	1.1	S	4	0	0	0	2	0	0	0	0	0	0	8	8	0.00	0.000																																						

Batter	1	2	3	4	5	6	7	8	9	AB R H RBI BB SO LOB	TOP						
Rafael Robles, R OBP: 0.256, SLG: 0.221 (1, 6) X	0-0 G6-3 1B		0-0 6-3			0-3 K	0-0 1-3		0-0 F5	5 0 1 0 0 1 2							
Dave Robinson, S OBP: 0.400, SLG: 0.538 (1, 7) X	0-0 G6-3 1-2f			0-0 F8		0-0 HR		0-0 1B 1B		4 1 2 2 0 0 1							
Cito Gaston, R OBP: 0.359, SLG: 0.540 (1, 8) X	0-0 G3			0-3 K		0-0 F9		0-0 F9		4 0 0 0 0 1 1							
Nate Colbert, R OBP: 0.325, SLG: 0.505 (1, 3) X		0-0 HR		0-0 HR		0-0 2B		0-0 1B 1-2		4 2 4 2 0 0 0							
Steve Huntz, S OBP: 0.342, SLG: 0.338 (1, 5) X		0-0 F7		0-0 F3		0-0 F4		0-3 K		4 0 0 0 0 1 3							
Jose Arcia, R OBP: 0.282, SLG: 0.288 (8, 5)										0 0 0 0 0 0 0							
Larry Stahl, L OBP: 0.210, SLG: 0.217 (1, 9) S S S		0-3 K			0-0 1-4-3		0-0 4-3 S E 1B	0-0 1-3		3 1 1 0 0 1 0							
Jim Williams, R OBP: 0.364, SLG: 0.364 (8, PH) (8, 9)										1 0 0 0 0 0 2							
Bob Barton, R OBP: 0.279, SLG: 0.319 (1, 2) X		0-0 6-3			0-0 F3		0-0 4-3		0-0 FC5-4 1B	4 0 1 0 0 0 1							
Dave Campbell, R OBP: 0.270, SLG: 0.340 (1, 4) S S S			0-3 K		0-0 F9		0-0 E5 6-3		0-0 F8	4 1 0 0 0 1 1							
Clay Kirby, R OBP: 0.208, SLG: 0.167 (1, 1) S S S			0-3 K			4-0 HR BB	0-0 6-3		0-0 FC5-4 1-2f	2 1 0 1 1 1 0							
Ron Willis, R (8, 1)										0 0 0 0 0 0 0							
Tom Dukes, R (8, 1)										1 0 0 0 0 0 1							
Paul Doyle, L (9, 1)										0 0 0 0 0 0 0							
Gary Ross, R OBP: 0.500, SLG: 0.625 (9, 1)										0 0 0 0 0 0 0							
Inning Stats	R: 0 H: 1 E: 0 LOB: 0 K: 0 BB: 0 S: 3 P: 3	R: 1 H: 1 E: 0 LOB: 0 K: 1 BB: 0 S: 6 P: 6	R: 0 H: 0 E: 0 LOB: 0 K: 2 BB: 0 S: 7 P: 7	R: 1 H: 1 E: 0 LOB: 0 K: 1 BB: 0 S: 6 P: 6	R: 0 H: 0 E: 0 LOB: 0 K: 0 BB: 0 S: 3 P: 3	R: 2 H: 2 E: 0 LOB: 1 K: 1 BB: 1 S: 7 P: 11	R: 2 H: 1 E: 1 LOB: 0 K: 0 BB: 0 S: 5 P: 5	R: 0 H: 2 E: 0 LOB: 2 K: 1 BB: 0 S: 7 P: 7	R: 0 H: 1 E: 0 LOB: 1 K: 0 BB: 0 S: 4 P: 4	1B: 5 SF: 0 2B: 1 SAC: 0 3B: 0 DP: 1 HR: 3 HBP: 0	WP: 0 PA: 37 PB: 0 SB: 1 CS: 0						
PITCHER	IP WLS BF H R ER SO BB IBB HBP BLK WP HR S P ERA WHIP																
Juan Marichal, R (1, 1) ERA: 4.14	5.2		22	5	4	4	5	1	0	0	0	0	3	31	35	6.35	1.059
Rich Robertson, R (6, 1) ERA: 4.98	1.1		6	1	2	0	0	0	0	0	0	0	0	6	6	0.00	0.750
Don Carrithers, R (8, 1) ERA: 7.36	0.1		3	2	0	0	0	0	0	0	0	0	0	3	3	0.00	6.000
John Cumberland, L (8, 1) ERA: 3.48	1.2	W	6	1	0	0	1	0	0	0	0	0	0	8	8	0.00	0.600

San Diego Padres @ San Francisco Giants
 Candlestick Park, San Francisco, CA
 Sat Sep 26 1970, 6:33 AM EDT
 Att. 5,057 - Unknown

livebaseballscorecards.com

AB	36
R	6
H	9
RBI	5
BB	1
SO	6
LOB	12



Batter	1	2	3	4	5	6	7	8	9	AB R H RBI BB SO LOB
Bobby Bonds, R OBP: 0.382, SLG: 0.508 (1, 9) X	0-0 BB S 1B		0-3 K		0-3 K		0-0 FC5-4 1-2f		0-0 E5 FC1-4 1B	5 2 1 0 0 2 1
Tito Fuentes, S OBP: 0.315, SLG: 0.340 (1, 6) B B B B	4-0 1B BB 1-2 BB		4-0 BB		0-0 4-3		0-3 K		0-0 FC1-4 1-2 1B	3 0 1 0 2 1 1
Willie Mays, R OBP: 0.390, SLG: 0.512 (1, 8) B B B B	4-0 1B SF8 1-2 2-3 BB		0-0 F2		0-3 K		0-3 K		0-0 FC1-4 1-2f 2-3 1B	3 1 0 0 1 2 2 0 0 0 0 0 0 0 0 0 0 0 0 0 0 1 1 0 0 0 0 2
John Cumberland, R OBP: 0.056, SLG: 0.056 (8, 1)										
Frank Johnson, R OBP: 0.356, SLG: 0.358 (9, PH)										
Willie McCovey, L OBP: 0.445, SLG: 0.619 (1, 3) X	0-0 WP 1-3 2-3 3-H 1B		0-3 K		0-0 1-6-3			0-0 HR	4-0 1B BB	4 1 2 2 1 1 1 0 1 0 0 0 0 0
Frank Reberger, L OBP: 0.217, SLG: 0.239 (9, PR)										
Ken Henderson, S OBP: 0.396, SLG: 0.465 (1, 7) X (8, 8)	0-0 SF8			0-0 F9 BB SF7 1B		4-0 FC1-6 BB		4-0 FC3-6 BB	0-0 1B 1B 1-2 2-H 3-H	2 1 2 3 2 0 0
Dick Dietz, R OBP: 0.428, SLG: 0.520 (1, 2) X	0-0 F8 1-2			4-0 SF7 1-2 BB		0-0 FC1-6 1-2f BB		0-0 FC3-6 1B 1B	0-0 F8	4 0 0 0 1 0 5
Jim Ray Hart, R OBP: 0.366, SLG: 0.440 (1, 5) X		0-0 4-3		0-0 F9		4-0 BB		0-0 BB	0-0	3 0 1 0 1 0 2 0 0 0 0 0 0 0
Don Mason, L OBP: 0.244, SLG: 0.139 (8, PR) (9, 4)				2-3		1-2 BB		1-2 1B	1-2 2-H 1B	1 0 1 1 0 0 0
Ron Hunt, R OBP: 0.395, SLG: 0.383 (9, PH)										
Bob Heise, R OBP: 0.259, SLG: 0.299 (1, 4) X		0-0 F8		0-0 SF7		0-0 F9		4-0 G5-4-3 1-2 2-3 BB		2 0 0 1 0 0 2 0 0 0 0 1 0 0
Al Gallagher, R OBP: 0.348, SLG: 0.389 (8, PH) (9, 5)				1-2 3-H						
Juan Marichal, R OBP: 0.082, SLG: 0.061 (1, 1) S S S S		0-3 K		0-0 F7			4-0 FC5-4 BB		0-0 G5-4-3 1-2f	2 0 0 0 0 1 1 0 0 0 0 0 0 0 0 0 0 0 1 0 0 1 0 0 0 0 0 3
Rich Robertson, R OBP: 0.103, SLG: 0.228 (6, 1)										
Bob Taylor, L OBP: 0.320, SLG: 0.262 (7, PH)										
Bernie Williams, R OBP: 0.389, SLG: 0.438 (8, 7)										

Inning Stats	R: 2	H: 2	E: 0	K: 0	S: 4	LOB: 1	P: 12	R: 0	H: 0	E: 0	K: 1	S: 5	LOB: 0	P: 5	R: 0	H: 0	E: 0	K: 2	S: 7	LOB: 1	P: 11	R: 1	H: 1	E: 0	K: 0	S: 4	LOB: 1	P: 8	R: 0	H: 0	E: 0	K: 2	S: 7	LOB: 0	P: 7	R: 0	H: 0	E: 0	K: 2	S: 7	LOB: 2	P: 11	R: 0	H: 0	E: 0	K: 2	S: 7	LOB: 1	P: 11	R: 1	H: 2	E: 0	K: 0	S: 4	LOB: 3	P: 12	R: 3	H: 3	E: 1	K: 0	S: 6	LOB: 2	P: 10	1B: 7	2B: 0	3B: 0	HR: 1	SF: 2	SAC: 0	DP: 1	HBP: 0
--------------	------	------	------	------	------	--------	-------	------	------	------	------	------	--------	------	------	------	------	------	------	--------	-------	------	------	------	------	------	--------	------	------	------	------	------	------	--------	------	------	------	------	------	------	--------	-------	------	------	------	------	------	--------	-------	------	------	------	------	------	--------	-------	------	------	------	------	------	--------	-------	-------	-------	-------	-------	-------	--------	-------	--------

PITCHER	IP	WLS	BF	H	R	ER	SO	BB	IBB	HBP	BLK	WP	HR	S	P	ERA	WHIP
Clay Kirby, R ERA: 4.51 (1, 1)	7.0		32	4	4	4	7	8	0	0	0	1	1	38	70	5.14	1.714
Ron Willis, R ERA: 4.09 (8, 1)	0.1		3	1	0	0	0	1	0	0	0	0	0	2	6	0.00	6.000
Tom Dukes, R ERA: 3.82 (8, 1)	0.2		3	1	2	2	0	0	0	0	0	0	0	3	3	27.00	1.500
Paul Doyle, L ERA: 5.33 (9, 1)	0.1	L	2	0	0	0	0	1	0	0	0	0	0	1	5	0.00	3.000
Gary Ross, R ERA: 5.2 (9, 1)	0.1		3	2	1	0	0	0	0	0	0	0	0	3	3	0.00	6.000

BOTTOM

San Diego Padres @ San Francisco Giants
Candlestick Park, San Francisco, CA

Sat Sep 26 1970, 6:33 AM EDT
Att. 5,057 - Unknown

AB	31
R	7
H	8
RBI	7
BB	10
SO	7
LOB	20

WP: 1 PA: 43
PB: 0 SB: 1 CS: 0



PITCHER	IP	WLS	BF	H	R	ER	SO	BB	IBB	HBP	BLK	WP	HR	S	P	ERA	WHIP
---------	----	-----	----	---	---	----	----	----	-----	-----	-----	----	----	---	---	-----	------

Batter	1	2	3	4	5	6	7	8	9	AB R H RBI BB SO LOB	TOP	
Tommy Dean, R (1, 6) OBP: 0.271, SLG: 0.304 Ed Spiezio, R (8, PH) OBP: 0.380, SLG: 0.477 (8, 5)	0-0 6-3		0-0 F4			0-0 SH3-4 1-2		0-0 1B		2 0 0 0 0 0 0 1 0 1 0 0 0 0	San Diego Padres @ San Francisco Giants Candlestick Park, San Francisco, CA Sun Sep 27 1970, 6:33 AM EDT Att. 25,332 - Unknown livebaseballscorecards.com	
Dave Robinson, S (1, 7) OBP: 0.382, SLG: 0.500 Al Santorini, R (8, 1)	0-0 4-3		0-0 F4			0-0 1B		0-0 F9		4 0 1 1 0 0 1 0 0 0 0 0 0 0		
Cito Gaston, R (1, 8) OBP: 0.360, SLG: 0.541	0-0 2B			0-0 1B		0-3 K		0-3 K		4 1 2 0 0 2 2		
Nate Colbert, R (1, 3) OBP: 0.324, SLG: 0.505	0-0 2B			0-0 1B		0-3 K			0-0 6-3	4 0 1 1 0 1 2		
Steve Huntz, S (1, 5) OBP: 0.341, SLG: 0.335 Jerry Nyman, L (9, PR)	0-0 4-3			0-0 4-3			0-3 K		4-0 1B BB	3 0 0 0 1 1 1 0 0 0 0 0 0 0		
Larry Stahl, L (1, 9) OBP: 0.212, SLG: 0.219 (8, 7)		0-0 F3			0-0 4-3		0-3 K		0-0 1B	4 0 1 0 0 1 0		
Chris Cannizzaro, R (1, 2) OBP: 0.370, SLG: 0.380 Ron Slocum, R (7, PR) OBP: 0.238, SLG: 0.268 (7, 2)		0-0 3-1			0-3 K		4-0 BB		0-3 K	2 0 0 0 1 1 0 1 0 0 0 0 1 2		
Dave Campbell, R (1, 4) OBP: 0.289, SLG: 0.339 Ray Webster, L (7, PH) OBP: 0.328, SLG: 0.342 Jose Arcia, R (7, 4) OBP: 0.282, SLG: 0.288 Jim Williams, R (9, PH) OBP: 0.333, SLG: 0.333		0-0 6-3			0-0 F8		0-0 4-3		0-3 K	2 0 0 0 0 0 0 1 0 0 0 0 0 1 0 0 0 0 0 0 0 1 0 0 0 0 1 2		
Danny Coombs, R (1, 1) OBP: 0.145, SLG: 0.135 Mike Corkins, R (7, 1) OBP: 0.256, SLG: 0.324 Ollie Brown, R (8, PH) OBP: 0.335, SLG: 0.494 (8, 9)			0-3 K			0-0 1B		0-3 K		2 1 1 0 0 1 0 0 0 0 0 0 0 0 1 0 0 0 0 1 0		
Inning Stats	R: 1 H: 2 E: 0 LOB: 1 K: 0 BB: 0 S: 5 P: 5	R: 0 H: 0 E: 0 LOB: 0 K: 0 BB: 0 S: 3 P: 3	R: 0 H: 0 E: 0 LOB: 0 K: 1 BB: 0 S: 5 P: 5	R: 0 H: 1 E: 0 LOB: 0 K: 0 BB: 0 S: 3 P: 3	R: 0 H: 0 E: 0 LOB: 0 K: 1 BB: 0 S: 5 P: 5	R: 1 H: 2 E: 0 LOB: 1 K: 2 BB: 0 S: 9 P: 9	R: 0 H: 0 E: 0 LOB: 1 K: 2 BB: 1 S: 7 P: 11	R: 0 H: 1 E: 0 LOB: 1 K: 2 BB: 0 S: 8 P: 8	R: 0 H: 1 E: 0 LOB: 2 K: 2 BB: 1 S: 8 P: 12	1B: 5 SF: 0 2B: 2 SAC: 1 3B: 0 DP: 1 HR: 0 HBP: 0		WP: 0 PA: 35 PB: 0 SB: 0 CS: 0
PITCHER Gaylord Perry, R (1, 1) ERA: 3.17	IP WLS BF H R ER SO BB IBB HBP BLK WP HR S P ERA WHIP											PITCHER IP WLS BF H R ER SO BB IBB HBP BLK WP HR S P ERA WHIP

AB	32
R	2
H	7
RBI	2
BB	2
SO	10
LOB	11



Batter	1	2	3	4	5	6	7	8	9
Bobby Bonds, R OBP: 0.379, SLG: 0.504 (1, 9) X	0-0 F7 ①		0-3 K ①		0-3 K ②	0-3 K ③		0-0 FC5-4 ③	
Tito Fuentes, S OBP: 0.313, SLG: 0.336 (1, 6) X	0-0 F9 ②		0-0 F7 ②		0-0 F7 ③		0-3 K ①		
Ken Henderson, S OBP: 0.397, SLG: 0.466 (1, 8) X	0-0 4-3 ③		0-0 1B			0-0 2B 1B	0-0 4-3 ②		
Willie McCovey, L OBP: 0.445, SLG: 0.620 (1, 3) X		0-0 1B 1B	0-0 G3 ③			0-0 F4 ①	0-0 2B		
Dick Dietz, R OBP: 0.429, SLG: 0.518 (1, 2) X		0-0 F7 ①		0-0 6-3 ①		4-0 2B FC6-4 BB	4-0 1B		
Al Gallagher, R OBP: 0.347, SLG: 0.390 (1, 5) X		0-0 E6 1B		0-0 F9 ②		0-0 FC6-4 2B	0-0 4-3 ③		
George Foster, R OBP: 0.471, SLG: 0.800 (1, 7) X		0-0 1B		0-0 3B		4-0 FC6-4 1B		0-3 K2-3 ①	
Bob Heise, R OBP: 0.252, SLG: 0.291 (1, 4) X		0-3 K ②		0-0 F3 ③		0-0 FC6-4 ②		0-0 3-1 ②	
Gaylord Perry, R OBP: 0.118, SLG: 0.162 (1, 1) X		0-3 K2-3 ③			0-0 F3 ①	1-0 F3 ①		0-0 FC5-4 1B	

Inning Stats	R: 0	H: 0	E: 0	K: 0	S: 3	R: 1	H: 2	E: 1	K: 2	S: 10	R: 0	H: 1	E: 0	K: 1	S: 6	R: 0	H: 1	E: 0	K: 0	S: 4	R: 0	H: 0	E: 0	K: 1	S: 5	R: 2	H: 2	E: 0	K: 1	S: 7	R: 0	H: 1	E: 0	K: 1	S: 6	R: 0	H: 1	E: 0	K: 1	S: 6	
	0	0	0	0	3	1	2	1	2	10	0	1	0	1	6	0	1	0	0	4	0	0	0	0	5	2	2	0	3	16	0	1	0	1	0	0	1	1	0	1	6

PITCHER	IP	WLS	BF	H	R	ER	SO	BB	IBB	HBP	BLK	WP	HR	S	P	ERA	WHIP
Danny Coombs, L ERA: 3.3 (1, 1)	6.0	L	28	6	3	2	5	1	1	1	0	0	0	35	44	3.00	1.167
Mike Corkins, R ERA: 4.5 (7, 1)	1.0		5	1	0	0	1	0	1	0	0	0	0	6	10	0.00	1.000
Al Santorini, R ERA: 6.32 (8, 1)	1.0		4	1	0	0	1	0	0	0	0	0	0	6	6	0.00	1.000

BOTTOM

San Diego Padres @ San Francisco Giants
Candlestick Park, San Francisco, CA

Sun Sep 27 1970, 6:33 AM EDT
Att. 25,332 - Unknown

AB	R	H	RBI	BB	SO	LOB
5	0	0	0	0	3	4
4	0	0	0	0	1	0
4	1	2	0	0	0	0
4	1	2	0	0	0	2
2	1	0	0	2	0	1
4	0	1	1	0	0	3
3	0	2	1	1	1	0
4	0	0	1	0	1	5
3	0	1	0	0	1	2

AB	33
R	3
H	8
RBI	3
BB	3
SO	7
LOB	17

livebaseballscores.com

GIANTS

1B	5	SF	0	WP	0	PA	37
2B	2	SAC	0	PB	0		
3B	1	DP	0	SB	1		
HR	0	HBP	1	CS	0		

Batter	1	2	3	4	5	6	7	8	9	AB R H RBI BB SO LOB	TOP											
Bobby Bonds, R (1, 9) OBP: 0.377, SLG: 0.501	0-3 K		0-3 K		0-0 5-3		0-3 K			4 0 0 0 0 3 1	San Francisco Giants @ Houston Astros Astrodome, Houston, TX Mon Sep 28 1970, 8:05 PM EDT Att. 6,160 - Unknown											
Tito Fuentes, S (1, 6) OBP: 0.314, SLG: 0.336	0-3 K		0-0 FC5-4 1B		4-0 2B BB		0-3 K			3 0 1 0 1 2 0												
Willie Mays, R (1, 8) OBP: 0.389, SLG: 0.509	4-0 WP BB		0-0 FC5-4 HBP		0-0 F2		0-0 F4			3 0 0 0 1 0 3												
Willie McCovey, L (1, 3) OBP: 0.447, SLG: 0.622	4-0 1-2 BB		1-0 1-2 HBP		0-0 1-H 2B		0-0 F8			2 0 1 0 1 0 0												
Ken Henderson, S (1, 7) OBP: 0.395, SLG: 0.462	0-3 K		0-3 K		0-3 K		0-0 G3			4 0 0 0 0 3 5												
Dick Dietz, R (1, 2) OBP: 0.426, SLG: 0.513		0-0 5-3		0-0 5-3		0-3 K		0-0 F7		4 0 0 0 0 1 0												
Al Gallagher, R (1, 5) OBP: 0.345, SLG: 0.388		0-0 4-3		0-0 F9		0-0 1B 1B		0-0 6-3		4 0 1 0 0 0 0												
Bob Heise, R (1, 4) OBP: 0.258, SLG: 0.297		0-0 6-3		0-0 1B		0-0 1-2 1B		0-3 K		4 0 2 0 0 1 0												
Ron Bryant, S (1, 1) OBP: 0.143, SLG: 0.111 Ed Goodson, L (3, PH) OBP: 0.273, SLG: 0.273 Rich Robertson, R (3, 1) OBP: 0.102, SLG: 0.224 George Foster, R (6, PH) OBP: 0.444, SLG: 0.750 Jerry Johnson, R (6, 1) OBP: 0.118, SLG: 0.063 Jim Ray Hart, R (9, PH) OBP: 0.365, SLG: 0.438			0-0 FC5-4 1B		0-0 5-3		0-3 K		0-3 K	0 0 0 0 0 0 0 1 0 1 0 0 0 0 1 0 0 0 0 0 1 1 0 0 0 0 1 2 0 0 0 0 0 0 0 1 0 0 0 0 1 0												
Inning Stats	R: 0 E: 0 K: 3 S: 9	H: 0 LOB: 2 BB: 2 P: 17	R: 0 E: 0 K: 0 S: 3	H: 0 LOB: 0 BB: 0 P: 3	R: 0 E: 0 K: 2 S: 9	H: 2 LOB: 3 BB: 0 P: 10	R: 0 E: 0 K: 0 S: 4	H: 1 LOB: 1 BB: 0 P: 4	R: 0 E: 0 K: 0 S: 3	H: 1 LOB: 2 BB: 1 P: 7	R: 0 E: 0 K: 3 S: 11	H: 2 LOB: 2 BB: 0 P: 11	R: 0 E: 0 K: 2 S: 7	H: 0 LOB: 0 BB: 0 P: 7	R: 0 E: 0 K: 0 S: 3	H: 0 LOB: 0 BB: 0 P: 3	R: 0 E: 0 K: 2 S: 7	H: 0 LOB: 0 BB: 0 P: 7	1B: 5 2B: 1 3B: 0 HR: 0	SF: 0 SAC: 0 DP: 0 HBP: 1	WP: 1 PB: 0 SB: 0 CS: 0	PA: 36
PITCHER Jack Billingham, R (1, 1) ERA: 3.98	IP 9.0	WLS W	BF 36	H 6	R 0	ER 0	SO 12	BB 3	IBB 0	HBP 1	BLK 0	WP 1	HR 0	S 56	P 69	ERA 0.00	WHIP 1.000					

livebaseballscorecards.com

AB	32
R	0
H	6
RBI	0
BB	3
SO	12
LOB	12



BOTTOM

San Francisco Giants @ Houston Astros
Astrodome, Houston, TX
Mon Sep 28 1970, 8:05 PM EDT
Att. 6,160 - Unknown

livebaseballscorecards.com

AB	29
R	3
H	7
RBI	3
BB	2
SO	2
LOB	13



WP:	0	PA:	32
PB:	0	SB:	1
CS:	0		

AB R H RBI BB SO LOB

4	0	2	1	0	1	2
4	0	0	0	0	0	4
4	0	1	0	0	0	2
4	0	0	0	0	0	2
3	1	0	0	1	0	0
3	1	2	0	0	1	0
3	1	1	1	0	0	1
2	0	0	1	1	0	1
2	0	1	0	0	0	1

1B:	7	SF:	0
2B:	0	SAC:	1
3B:	0	DP:	1
HR:	0	HBP:	0

WP	HR	S	P	ERA	WHIP
----	----	---	---	-----	------

Batter	1	2	3	4	5	6	7	8	9
Cesar Cedeno, R OBP: 0.332, SLG: 0.448 (1, 8)	0-0 6-3 4-3 1B	0-0 S 1B			0-3 K		0-0 5-3		
Joe Morgan, L OBP: 0.381, SLG: 0.385 (1, 4)	0-0 4-3 1-2	0-0 F3 1-2			0-0 F7		0-0 F6		
Jimmy Wynn, R OBP: 0.395, SLG: 0.497 (1, 7)	0-0 6-3 2-3		0-0 G5-4-3 1B		0-0 F8		0-0 F7		
Bob Watson, R OBP: 0.322, SLG: 0.446 (1, 3)	0-0 F9		0-0 G5-4-3 1-2f		0-0 F7		0-0 F6		
Denis Menke, R OBP: 0.390, SLG: 0.437 (1, 6)		4-0 1B BB	0-0 6-3		0-0 5-3		0-0 F8		
Doug Rader, R OBP: 0.324, SLG: 0.438 (1, 5)		0-0 1B 1-2 5-3 1B		0-3 K		0-0 1B			
Larry Howard, R OBP: 0.387, SLG: 0.464 (1, 2)		0-0 6-3 5-3 1-3 2-H 1B 1B		0-0 6-3		0-0 5-3			
Norm Miller, L OBP: 0.337, SLG: 0.321 (1, 9)		0-0 5-3 1-2 3-H		0-0 4-3			4-0 SH3-4 BB		
Jack Billingham, R OBP: 0.161, SLG: 0.103 (1, 1)		0-0 6-3 2-3			0-0 1B		0-0 SH3-4 1-2		

Inning Stats	R: 0	H: 1	E: 0	K: 0	S: 4	R: 3	H: 3	E: 0	K: 0	S: 6	R: 0	H: 1	E: 0	K: 0	S: 3	R: 0	H: 0	E: 0	K: 1	S: 5	R: 0	H: 1	E: 0	K: 1	S: 6	R: 0	H: 1	E: 0	K: 0	S: 4	R: 0	H: 0	E: 0	K: 0	S: 3	R: 0	H: 0	E: 0	K: 0	S: 3

PITCHER	IP	WLS	BF	H	R	ER	SO	BB	IBB	HBP	BLK	WP	HR	S	P	ERA	WHIP
Ron Bryant, L ERA: 4.78 (1, 1)	2.0	L	11	4	3	3	0	0	1	0	0	0	0	10	14	13.50	2.500
Rich Robertson, R ERA: 4.9 (3, 1)	3.0		10	2	0	0	2	0	0	0	0	0	0	14	14	0.00	0.667
Jerry Johnson, R ERA: 4.28 (6, 1)	3.0		11	1	0	0	0	1	0	0	0	0	0	10	14	0.00	0.667

Batter	1	2	3	4	5	6	7	8	9	AB R H RBI BB SO LOB	TOP		
George Foster, R (1, 9) OBP: 0.381, SLG: 0.632 Bobby Bonds, R (8, PH) OBP: 0.377, SLG: 0.500 (8, 9)	0-3 K	0-0 FC4-6			0-0 F3			0-0 F9		3 0 0 0 0 1 2 1 0 0 0 0 0 0	San Francisco Giants @ Houston Astros Astrodome, Houston, TX Tue Sep 29 1970, 8:05 PM EDT Att. 6,768 - Unknown livebaseballscorecards.com		
Tito Fuentes, S (1, 6) OBP: 0.318, SLG: 0.340	0-0 FC5-4 1B		0-0 S 1B		0-0 G6-4-3			0-0 4-3 BB 1B		4 0 3 0 0 0 1			
Willie Mays, R (1, 8) OBP: 0.388, SLG: 0.505	0-0 FC5-4 1B		0-0 F5			0-0 F4		4-0 4-3 BB		3 1 0 0 1 0 2			
Willie McCovey, L (1, 3) OBP: 0.448, SLG: 0.620	0-0 1B		0-0 F6			4-0 1B BB		0-0 4-3		3 0 1 0 1 0 3			
Ken Henderson, S (1, 7) OBP: 0.395, SLG: 0.463	0-0 1B		0-3 K			0-0 1B		0-0 6-3		4 0 2 1 0 1 3			
Jim Ray Hart, R (1, 5) OBP: 0.361, SLG: 0.433	0-0 F4			0-0 F8		0-0 F6		0-3 K		3 0 0 0 0 0 3			
Russ Gibson, R (1, 2) OBP: 0.303, SLG: 0.319		0-3 K		0-0 F8		0-0 F9		0-0 F6		4 0 0 0 0 0 1 0			
Bob Heise, R (1, 4) OBP: 0.255, SLG: 0.293 Frank Johnson, R (7, PH) OBP: 0.354, SLG: 0.356 Hal Lanier, R (7, 4) OBP: 0.285, SLG: 0.279 Dick Dietz, R (9, PH) OBP: 0.425, SLG: 0.512		0-0 4-3		0-0 6-3		0-0 1-3		0-3 K		2 0 0 0 0 0 0 1 0 0 0 0 0 0 0 0 0 0 0 0 0 1 0 0 0 0 1 0			
Frank Reberger, L (1, 1) OBP: 0.234, SLG: 0.255 Rich Robertson, R (4, 1) OBP: 0.117, SLG: 0.237 Jerry Johnson, R (6, 1) OBP: 0.118, SLG: 0.063 Al Gallagher, R (6, 5) OBP: 0.344, SLG: 0.387 Ron Hunt, R (9, PH) OBP: 0.394, SLG: 0.381		0-0 FC4-6 1B		0-0 G6-4-3 1B		0-0 4-3				1 0 1 0 0 0 0 1 0 1 0 0 0 0 0 0 0 0 0 0 0 1 0 0 0 0 0 0 1 0 0 0 0 1 0			
Inning Stats	R: 1 H: 3 E: 0 LOB: 2 K: 1 BB: 0 S: 8 P: 8	R: 0 H: 1 E: 0 LOB: 1 K: 1 BB: 0 S: 6 P: 6	R: 0 H: 1 E: 0 LOB: 1 K: 1 BB: 0 S: 6 P: 6	R: 0 H: 0 E: 0 LOB: 0 K: 0 BB: 0 S: 3 P: 3	R: 0 H: 1 E: 0 LOB: 0 K: 0 BB: 0 S: 3 P: 3	R: 0 H: 1 E: 0 LOB: 1 K: 0 BB: 1 S: 3 P: 7	R: 0 H: 0 E: 0 LOB: 0 K: 0 BB: 0 S: 3 P: 3	R: 0 H: 1 E: 0 LOB: 2 K: 0 BB: 1 S: 4 P: 8	R: 0 H: 0 E: 0 LOB: 0 K: 2 BB: 0 S: 7 P: 7	1B: 8 SF: 0 2B: 0 SAC: 0 3B: 0 DP: 1 HR: 0 HBP: 0	WP: 0 PA: 35 PB: 0 SB: 1 CS: 0		
PITCHER	IP WLS BF H R ER SO BB IBB HBP BLK WP HR S P ERA WHIP											PITCHER	IP WLS BF H R ER SO BB IBB HBP BLK WP HR S P ERA WHIP
Don Wilson, R (1, 1) ERA: 3.91 Denny Lemaster, L (8, 1) ERA: 4.56	7.1 W 30 8 1 1 3 2 0 0 0 0 0 0 34 42 1.23 1.364												

Batter	1	2	3	4	5	6	7	8	9
Cesar Cedeno, R OBP: 0.336, SLG: 0.447 (1, 8)	0-3 K		4-0 WP 6-3 3B BB	4-0 1-2 2-3 BB		0-0 F7-4-3 1B		0-0 5-3	
Joe Morgan, L OBP: 0.381, SLG: 0.384 (1, 4)	0-0 S 1B		0-0 6-3	0-0 SF9		0-0 F7-4-3		4-0 WP IBB	
Jimmy Wynn, R OBP: 0.395, SLG: 0.495 (1, 7)	4-0 G6-4-3 1-2 BB		0-0 5-3	0-0 6-3		0-0 1B		0-0 5-3	
Bob Watson, R OBP: 0.323, SLG: 0.444 (1, 3)	0-0 G6-4-3		4-0 3B BB		0-0 F9		0-0 F2		
John Mayberry, L OBP: 0.324, SLG: 0.372 (5, PH) (6, 3)	1-2f		2-3						
Denis Menke, R OBP: 0.394, SLG: 0.444 (1, 6)		0-0 BLK BB 1B	0-0 1-H 3-H 3B		4-0 2B BB		0-0 G5-4-3 1B		
Doug Rader, R OBP: 0.324, SLG: 0.439 (1, 5)		0-0 F2	0-0 F8		0-0 1-3 2B		0-0 G5-4-3		
Larry Howard, R OBP: 0.371, SLG: 0.443 (1, 2)		0-0 F8		0-0 1-3	0-3 K		0-0 1-3		
Norm Miller, L OBP: 0.347, SLG: 0.324 (1, 9)		4-0 BLK 1-2 BB		0-0 E HBP SF9 1B	4-0 IBB		4-0 WP 5-3 BB		
Don Wilson, R OBP: 0.129, SLG: 0.145 (1, 1)		0-0 F9		1-0 SF9 1-2 HBP	0-3 K		0-0 F3		
Denny Lemaster, R OBP: 0.255, SLG: 0.244 (8, 1)									

AB	R	H	RBI	BB	SO	LOB
3	1	1	0	2	1	1
3	0	1	1	1	0	2
4	0	1	0	1	0	5
1	1	0	0	1	0	2
2	0	0	0	0	0	1
3	0	3	2	1	0	0
4	0	1	0	0	0	3
4	0	0	0	0	1	3
1	1	1	0	3	0	0
2	0	0	0	0	1	5
1	0	0	0	0	0	1

BOTTOM

San Francisco Giants @ Houston Astros
Astrodome, Houston, TX
Tue Sep 29 1970, 8:05 PM EDT
Att. 6,768 - Unknown

livebaseballscorecards.com

AB	28
R	3
H	8
RBI	3
BB	9
SO	3
LOB	23



1B: 6	SF: 1	WP: 2	PA: 39
2B: 2	SAC: 0	PB: 0	
3B: 1	DP: 3	SB: 1	
HR: 0	HBP: 1	CS: 0	

Inning Stats	R: 0	H: 1	E: 0	K: 1	S: 5	R: 0	H: 1	E: 0	K: 0	S: 4	R: 2	H: 1	E: 0	K: 0	S: 4	R: 1	H: 1	E: 1	K: 0	S: 4	R: 0	H: 1	E: 0	K: 2	S: 8	R: 0	H: 2	E: 0	K: 0	S: 3	R: 0	H: 1	E: 0	K: 0	S: 3	R: 0	H: 0	E: 0	K: 0	S: 3
Frank Reberger, R ERA: 5.57 (1, 1)	IP	WLS	BF	H	R	ER	SO	BB	IBB	HBP	BLK	WP	HR	S	P	ERA	WHIP																							
Rich Robertson, R ERA: 4.85 (4, 1)	1.2		9	2	0	0	2	1	1	0	0	0	0	11	19	0.00	1.800																							
Jerry Johnson, R ERA: 4.11 (6, 1)	3.0		11	2	0	0	0	1	1	0	0	1	0	9	17	0.00	1.000																							
PITCHER	IP	WLS	BF	H	R	ER	SO	BB	IBB	HBP	BLK	WP	HR	S	P	ERA	WHIP	IP	WLS	BF	H	R	ER	SO	BB	IBB	HBP	BLK	WP	HR	S	P	ERA	WHIP						

Batter	1	2	3	4	5	6	7	8	9	AB R H RBI BB SO LOB	TOP
Bobby Bonds, R OBP: 0.376, SLG: 0.503 (1, 9) X	0-0 F8		0-0 F3		0-0 HR		0-0 6-3			4 1 1 1 0 0 0	San Francisco Giants @ Houston Astros Astrodome, Houston, TX Wed Sep 30 1970, 8:05 PM EDT Att. 8,673 - Unknown livebaseballscorecards.com
Tito Fuentes, S OBP: 0.324, SLG: 0.343 (1, 6) X	0-0 1B		4-0 CS		4-0 BB		0-0 1B			2 1 2 0 2 0 0	
Willie Mays, R OBP: 0.389, SLG: 0.504 (1, 8) X	0-0 1B		4-0 BB		0-3 K		0-3 K			3 0 1 0 1 2 2	
Willie McCovey, L OBP: 0.446, SLG: 0.617 (1, 3) X	0-0 1B		0-3 K		0-0 F8		0-0 4-3			4 0 1 1 0 1 1	
Dick Dietz, R OBP: 0.424, SLG: 0.512 (1, 2) X	0-0 F4				0-0 2B		0-3 K			4 1 1 0 0 1 2	
Ken Henderson, S OBP: 0.394, SLG: 0.463 (1, 7) S S S	0-3 K				0-3 K		0-0 F9			4 0 1 1 0 2 2	
Al Gallagher, R OBP: 0.340, SLG: 0.381 (1, 5) X		0-0 5-3			0-0 F8		0-0 6-3			4 0 0 0 0 0 1	
Bob Heise, R OBP: 0.250, SLG: 0.287 (1, 4) S S S		0-3 K			0-0 5-3		0-0 F4			3 0 0 0 0 1 1	
Frank Johnson, R OBP: 0.357, SLG: 0.360 (9, PH)										1 0 1 0 0 0 0	
Hal Lanier, R OBP: 0.265, SLG: 0.279 (9, 4) S S S										0 0 0 0 0 0 0	
Juan Marichal, R OBP: 0.080, SLG: 0.059 (1, 1) S S S		0-3 K			0-0 F8		0-0 1-3			3 0 0 0 0 1 0	
Jim Ray Hart, R OBP: 0.360, SLG: 0.431 (9, PH)										1 0 0 0 0 0 1	
Don McMahon, R OBP: 0.250, SLG: 0.143 (9, 1) S S S										0 0 0 0 0 0 0	
Inning Stats	R: 1 E: 0 K: 1 S: 8 H: 3 LOB: 2 BB: 0 P: 8	R: 0 E: 0 K: 2 S: 7 H: 0 LOB: 0 BB: 0 P: 7	R: 0 E: 0 K: 1 S: 4 H: 0 LOB: 1 BB: 2 P: 12	R: 0 E: 0 K: 1 S: 5 H: 0 LOB: 0 BB: 0 P: 5	R: 1 E: 0 K: 1 S: 6 H: 1 LOB: 1 BB: 1 P: 10	R: 1 E: 0 K: 0 S: 5 H: 2 LOB: 1 BB: 0 P: 5	R: 0 E: 0 K: 1 S: 6 H: 1 LOB: 1 BB: 0 P: 6	R: 0 E: 0 K: 0 S: 3 H: 0 LOB: 0 BB: 0 P: 3	R: 0 E: 0 K: 0 S: 3 H: 1 LOB: 0 BB: 0 P: 3	1B: 5 2B: 2 3B: 0 HR: 1 SF: 0 SAC: 0 DP: 1 HBP: 0	WP: 0 PB: 0 SB: 0 CS: 1 PA: 36
PITCHER Larry Dierker, R ERA: 3.87 (1, 1)	IP 9.0 WLS W BF 36 H 8 R 3 ER 3 SO 8 BB 3 IBB 0 HBP 0 BLK 0 WP 0 HR 1 S 49 P 61 ERA 3.00 WHIP 1.222	PITCHER IP WLS BF H R ER SO BB IBB HBP BLK WP HR S P ERA WHIP									



Batter	1	2	3	4	5	6	7	8	9
Cesar Cedeno, R OBP: 0.338, SLG: 0.447 (1, 8) S S	0-3 K ①		0-0 1-3 ③			0-0 SF7 1B		0-0 SH1-4 1B	
Joe Morgan, L OBP: 0.382, SLG: 0.390 (1, 4) X	0-0 4-3 ②			0-0 SF7 2B		0-0 SF7 2B		0-0 SH1-4 ①	
Jimmy Wynn, R OBP: 0.393, SLG: 0.493 (1, 7) X	0-0 5-3 ③			0-0 3-1 ①		0-0 SF7 ①		0-0 6-3 ②	
Bob Watson, R OBP: 0.322, SLG: 0.442 (1, 3)		4-0 BB		0-0 SF7 ②		0-0 F4 ②		0-0 4-3 ③	
Denis Menke, R OBP: 0.393, SLG: 0.443 (1, 6)		0-0 G5-4-3 ① ②		0-0 F3 ③		0-0 1-3 ③		0-0 SH3 1B	
Doug Rader, R OBP: 0.322, SLG: 0.437 (1, 5)		0-3 K ③			0-0 F2 ①		0-0 F9 ①	0-0 SH3 ①	
Norm Miller, L OBP: 0.353, SLG: 0.330 (1, 9)			0-0 4-3 ①		4-0 BB		0-0 F9 2B	4-0 1B IBB	
Johnny Edwards, L OBP: 0.299, SLG: 0.319 (1, 2)			0-0 F3 ②		0-0 F7 ② ③		0-0 F9 ②	0-0 1B	
Larry Dierker, R OBP: 0.181, SLG: 0.196 (1, 1)			0-0 1B			0-0 1B 2B 1B		0-0 F9 ③	

Inning Stats	R: 0	H: 0	E: 0	K: 1	S: 5	LOB: 0	BB: 0	P: 5
	0	0	0	1	5	0	0	5

PITCHER	IP	WLS	BF	H	R	ER	SO	BB	IBB	HBP	BLK	WP	HR	S	P	ERA	WHIP
Juan Marichal, R ERA: 4.12 (1, 1)	8.0		31	7	3	3	2	2	0	0	0	0	0	33	41	3.38	1.125
Don McMahon, R ERA: 2.96 (9, 1)	0.1	L	4	2	1	1	0	0	1	0	0	0	0	3	7	27.00	6.000

BOTTOM

San Francisco Giants @ Houston Astros
Astrodome, Houston, TX

Wed Sep 30 1970, 8:05 PM EDT
Att. 8,673 - Unknown

AB	R	H	RBI	BB	SO	LOB
4	1	2	0	0	1	1
3	1	2	1	0	0	0
3	0	0	1	0	0	2
2	0	0	1	1	0	2
4	1	1	0	0	0	2
3	0	0	0	0	1	0
2	0	1	0	2	0	0
4	0	1	1	0	0	2
3	1	2	0	0	0	1

AB	28
R	4
H	9
RBI	4
BB	3
SO	2
LOB	10

WP: 0 PA: 35
PB: 0
SB: 0
CS: 0



1B	SF	2B	SAC	3B	DP	HR	HBP
6	2	3	2	0	1	0	0

WP	HR	S	P	ERA	WHIP
0	0	3	7	3.38	1.125

Batter	1	2	3	4	5	6	7	8	9	AB R H RBI BB SO LOB	TOP
Bobby Bonds, R OBP: 0.375, SLG: 0.504 (1, 9) X	0-0 6-3 1B	0-3 K			0-3 K		0-0 F7		0-0 2-H 3B	5 0 1 1 0 2 2	
Tito Fuentes, S OBP: 0.323, SLG: 0.343 (1, 6) X	0-0 1B 4-3 1B		0-0 F8			0-0 F8	0-0 SH1-3		0-0 G3	4 1 1 0 0 0 1	
Willie Mays, R OBP: 0.390, SLG: 0.506 (1, 8) X	0-0 1-3 2B 1B		0-0 F2			0-0 BB 2B	4-0		0-0 F2	4 1 2 0 1 0 1	
Willie McCovey, L OBP: 0.444, SLG: 0.612 (1, 3) X	0-0 1-2 3-H 4-3 1B		0-3 K			0-0 1-3	0-0 F9			4 0 0 1 0 1 4	
Dick Dietz, R OBP: 0.426, SLG: 0.515 Russ Gibson, R OBP: 0.303, SLG: 0.319 (1, 2) X (9, 2)	0-0 2-H 2B				0-0 F8	4-0 FC5 IBB		0-0 G4-6-3 1B		3 0 2 1 1 0 0 0 0 0 0 0 0 0	
Ken Henderson, S OBP: 0.394, SLG: 0.460 (1, 7) SSS	0-3 K		0-0 F9			4-0 1-2 2-3 BB		0-0 G4-6-3 1-2f		3 0 0 0 1 1 2	
Al Gallagher, R OBP: 0.335, SLG: 0.376 (1, 5) X		0-0 4-3			0-3 K	0-0 FC5 2-3f		0-0 5-3		4 0 0 0 0 1 3	
Bob Heise, R OBP: 0.256, SLG: 0.299 Hal Lanier, R OBP: 0.265, SLG: 0.279 (1, 4) (9, 4)		0-0 FC1-4 1B			0-0 F4		0-0 1B 2B		0-0 E4 SH1-4 3B	4 2 2 0 0 0 0 0 0 0 0 0 0 0	
Gaylord Perry, R OBP: 0.123, SLG: 0.167 Frank Johnson, R OBP: 0.357, SLG: 0.360 Mike Davison, L Don McMahon, R OBP: 0.250, SLG: 0.143 (1, 1) (9, PH) (9, 1) (9, 1)		0-0 FC1-4 1-2f			0-3 K		0-0 2-H SH1-3 1B		0-0 SH1-4	3 0 1 1 0 1 1 0	
Inning Stats	R: 2 E: 0 K: 1 S: 8 H: 3 LOB: 1 BB: 0 P: 8	R: 0 E: 0 K: 1 S: 6 H: 1 LOB: 1 BB: 0 P: 6	R: 0 E: 0 K: 1 S: 5 H: 0 LOB: 0 BB: 0 P: 5	R: 0 E: 0 K: 1 S: 5 H: 0 LOB: 0 BB: 0 P: 5	R: 0 E: 0 K: 1 S: 7 H: 0 LOB: 0 BB: 0 P: 7	R: 0 E: 0 K: 0 S: 4 H: 1 LOB: 3 BB: 2 P: 12	R: 1 E: 0 K: 0 S: 5 H: 2 LOB: 2 BB: 1 P: 9	R: 0 E: 0 K: 0 S: 3 H: 1 LOB: 0 BB: 0 P: 3	R: 1 E: 1 K: 0 S: 5 H: 1 LOB: 1 BB: 0 P: 5	1B: 5 2B: 3 3B: 1 HR: 0 SF: 0 SAC: 2 DP: 1 HBP: 0	WP: 0 PB: 0 SB: 0 CS: 0 PA: 39
PITCHER Wade Blasingame, L ERA: 3.48 Fred Gladding, R ERA: 4.06 (1, 1) (8, 1)	IP 7.0 WLS W BF 31 H 7 R 3 ER 3 SO 6 BB 1 IBB 2 HBP 0 BLK 0 WP 0 HR 0 S 40 P 52 ERA 3.86 WHIP 1.143						PITCHER IP 2.0 WLS W BF 8 H 2 R 1 ER 0 SO 0 BB 0 IBB 0 HBP 0 BLK 0 WP 0 HR 0 S 8 P 8 ERA 0.00 WHIP 1.000				

San Francisco Giants @ Houston Astros
Astrodome, Houston, TX
Thu Oct 01 1970, 8:05 PM EDT
Att. 9,018 - Unknown

AB	34
R	4
H	9
RBI	4
BB	3
SO	6
LOB	14



WP	0	PA	39
PB	0		
SB	0		
CS	0		

ERA	3.86	WHIP	1.143	ERA	0.00	WHIP	1.000
-----	------	------	-------	-----	------	------	-------

1B	5	SF	0	2B	3	SAC	2	3B	1	DP	1	HR	0	HBP	0
----	---	----	---	----	---	-----	---	----	---	----	---	----	---	-----	---

WP	0	HR	0	S	40	P	52	ERA	3.86	WHIP	1.143	WP	0	HR	0	S	8	P	8	ERA	0.00	WHIP	1.000
----	---	----	---	---	----	---	----	-----	------	------	-------	----	---	----	---	---	---	---	---	-----	------	------	-------

Batter	1	2	3	4	5	6	7	8	9	AB	R	H	RBI	BB	SO	LOB
Cesar Geronimo, L (1, 7) OBP: 0.293, SLG: 0.243	0-3 K		0-0 4-3			0-0 F6	0-0 4-3			4	0	0	0	0	1	2
Joe Morgan, L (1, 4) OBP: 0.383, SLG: 0.396	0-0 1B		0-0 G3			0-0 1-3		0-0 HR		4	1	2	1	0	0	0
Cesar Cedeno, R (1, 8) OBP: 0.340, SLG: 0.451	0-0 1B			0-0 WP		0-0 6-3		0-0 F9		4	1	2	0	0	0	0
Denis Menke, R (1, 6) OBP: 0.392, SLG: 0.441	0-0 G6-4-3			0-0 1-6-3			0-0 FC4-6	0-0 4-3		4	0	1	0	0	0	3
Doug Rader, R (1, 5) OBP: 0.322, SLG: 0.436		0-0 F9		0-0 3-1			0-0 FC4-6	0-3 K		1	0	0	0	0	0	0
Marty Martinez, S (4, PH) OBP: 0.264, SLG: 0.240					0-0 3-H		0-0 FC4-6			3	1	0	0	0	1	1
Norm Miller, L (1, 9) OBP: 0.357, SLG: 0.332		4-0 BB		0-0 F8			0-0 FC4-6		4-0 SH1-4	2	0	1	0	1	0	0
Jimmy Wynn, R (9, PH) OBP: 0.394, SLG: 0.493							1-2 1B		BB	0	1	0	0	1	0	0
John Mayberry, L (1, 3) OBP: 0.318, SLG: 0.365		0-0 F7			0-0 4-3		0-0 FC4-6		0-0 SH1-4	3	1	0	0	0	0	3
Johnny Edwards, L (1, 2) OBP: 0.299, SLG: 0.319		0-3 K			0-0 4-3		0-0 1B		4-0 1B	3	0	1	1	0	1	1
Larry Howard, R (9, PH) OBP: 0.378, SLG: 0.443							1-3 3-H		1-2 IBB	0	0	0	0	1	0	0
Wade Blasingame, L (1, 1) OBP: 0.214, SLG: 0.083			0-0 6-3				0-0 F9		0-0 1B	2	0	0	0	0	0	0
Keith Lampard, L (7, PH) OBP: 0.295, SLG: 0.375									1-2 2-H	1	0	1	1	0	0	0
Fred Gladding, L (8, 1)										0	0	0	0	0	0	0
Bob Watson, R (9, PH) OBP: 0.324, SLG: 0.443										1	0	1	1	0	0	0

Inning Stats	R: 0	H: 2	E: 0	K: 1	S: 6	R: 0	H: 0	E: 0	K: 1	S: 5	R: 0	H: 0	E: 0	K: 0	S: 3	R: 1	H: 1	E: 0	K: 0	S: 4	R: 0	H: 0	E: 0	K: 0	S: 3	R: 0	H: 0	E: 0	K: 0	S: 3	R: 2	H: 4	E: 0	K: 0	S: 7	R: 1	H: 1	E: 0	K: 1	S: 6	R: 1	H: 1	E: 0	K: 0	S: 2	1B: 7	2B: 1	3B: 0	HR: 1	SF: 0	SAC: 1	DP: 1	HBP: 0	WP: 1	PA: 36
--------------	------	------	------	------	------	------	------	------	------	------	------	------	------	------	------	------	------	------	------	------	------	------	------	------	------	------	------	------	------	------	------	------	------	------	------	------	------	------	------	------	------	------	------	------	------	-------	-------	-------	-------	-------	--------	-------	--------	-------	--------

PITCHER	IP	WLS	BF	H	R	ER	SO	BB	IBB	HBP	BLK	WP	HR	S	P	ERA	WHIP
Gaylord Perry, R (1, 1) ERA: 3.2	8.0		32	8	4	4	3	1	0	0	0	1	1	37	41	4.50	1.125
Mike Davison, L (9, 1) ERA: 6.5	0.1	L	2	0	1	1	0	1	0	0	0	0	0	1	5	27.00	3.000
Don McMahon, R (9, 1) ERA: 2.96	0.0		2	1	0	0	0	0	1	0	0	0	0	1	5	∞	∞

BOTTOM

San Francisco Giants @ Houston Astros
Astrodome, Houston, TX

Thu Oct 01 1970, 8:05 PM EDT
Att. 9,018 - Unknown

AB	32
R	5
H	9
RBI	4
BB	3
SO	3
LOB	10

