

San Francisco Giants - 1970

Batter	1	2	3	4	5	6	7	8	9	AB	R	H	RBI	BB	SO	LOB	TOP								
Joe Morgan, L (1,4) OBP: 0.600, SLG: 0.333	G3		4-0 BB		4-3		G3 1B	4-0 IBB		3	1	1	0	2	0	0	Houston Astros @ San Francisco Giants Candlestick Park, San Francisco, CA Tue Apr 07 1970, 6:33 AM EST Att: 30,933 - Unknown								
Joe Pagan, L (1,9) Karl L. (0.333), SLG: 0.333 Jack Billingham, R (7,PH) Jack Dilauro, S (7,9) Jim Bouton, R (7,9) Fred Gladding, L (8,1)	1B		4-3		1-3		G3	K		3	0	1	0	0	0	1									
Jimmy Wynn, R (1,8) OBP: 0.400, SLG: 0.250	K			F8		K		G3 S	4	1	1	1	1	2	1										
John Mayberry, L (1,3)	F9			1B WP		4-3	F9	G3	4	1	0	0	1	0	3										
Denis Menke, R (1,6) OBP: 0.400, SLG: 0.500	F9			1B WP		F9		SF7	4	2	2	1	0	0	0										
Tommy Davis, R (1,7) OBP: 0.400, SLG: 0.400	K			K				1-3	5	1	2	0	0	2	1										
Doug Rader, R (1,5) OBP: 0.500, SLG: 0.333	1B			E6		HR	F6		3	1	1	0	1	0	2										
Johnny Edwards, L (1,2)			F7	FC3-6		K	K		4	0	0	0	0	2	5										
Larry Dierker, R (1,1) Norm Miller, L (7,PH) OBP: 1.000, SLG: 4.000	K		K		F7		HR	WP	2	0	0	0	0	1	0										
Inning Stats	R: 0 E: 0 K: 1 S: 6	H: 1 LOB: 1 BB: 0 P: 6	R: 0 E: 0 K: 1 S: 5	H: 1 LOB: 1 BB: 0 P: 5	R: 0 E: 0 K: 1 S: 5	H: 0 LOB: 1 BB: 1 P: 9	R: 2 E: 1 K: 1 S: 7	H: 1 LOB: 1 BB: 1 P: 11	R: 0 E: 0 K: 0 S: 3	H: 0 LOB: 0 BB: 0 P: 3	R: 0 E: 0 K: 1 S: 5	H: 0 LOB: 0 BB: 0 P: 5	R: 4 E: 0 K: 1 S: 9	H: 4 LOB: 1 BB: 1 P: 13	R: 1 E: 0 K: 2 S: 9	H: 2 LOB: 2 BB: 2 P: 17	R: 1 E: 0 K: 0 S: 3	H: 0 LOB: 0 BB: 1 P: 7	1B: 8 2B: 0 3B: 0 HR: 1	SF: 1 SAC: 0 DP: 0 HBP: 0	WP: 3 PB: 0 SB: 2 CS: 0	PA: 42			
PITCHER	IP	WLS	BF	H	R	ER	SO	BB	IBB	HBP	BLK	WP	HR	S	P	ERA	WHIP	PITCHER							
Gaylord Perry, R (1,1) ERA: 7.71	7.0	L	33	9	7	6	6	3	0	0	0	1	1	42	54	7.71	1.714								
Don McMahon, R (8,1) ERA: 9.0	1.0		5	0	0	0	2	1	1	0	0	1	0	7	15	0.00	1.000								
Frank Linzy, R (9,1) ERA: 9.0	1.0		4	0	1	1	0	1	0	0	0	0	0	3	7	9.00	1.000								

Batter	1	2	3	4	5	6	7	8	9	AB	R	H	RBI	BB	SO	LOB	BOTTOM								
Bobby Bonds, R (1,9) OBP: 0.400, SLG: 0.250	E6 1B				F9		3B	FC6-5		4	2	1	0	1	0	2	Houston Astros @ San Francisco Giants Candlestick Park, San Francisco, CA Tue Apr 07 1970, 6:33 AM EST Att: 30,933 - Unknown								
Al Gallagher, R (1,5) OBP: 0.400, SLG: 0.800	1-3				2B		4-3	K		5	2	2	1	0	1	5									
Willie Mays, R (1,8) OBP: 0.400, SLG: 0.400	4-3 1B				F8		5-3	F2		5	0	2	1	0	0	4									
Willie McCovey, L (1,3)	4-3				G3-6-1		4-3			3	1	0	1	2	1	1									
Ken Henderson, S (1,7) OBP: 0.800, SLG: 1.333	4-3				2B		1B	5-3		3	0	2	2	2	0	2									
Dick Dietz, R (1,2) OBP: 0.200, SLG: 0.200	K				K		1B	5-3		5	0	1	0	0	3	5									
Tito Fuentes, S (1,4)					F7		F3	F4		5	0	0	0	0	0	3									
Hal Lanier, R (1,6) OBP: 0.500, SLG: 0.333					F7		F7	FC6-5		3	0	1	0	1	0	0									
Gaylord Perry, R (1,1) Don McMahon, R (8,1) Steve Whitaker, L (8,PH) Don Mason, L (8,FR) Frank Linzy, R (9,1)	F2				1-3		F9	FC6-5		3	0	0	0	0	0	1									
Inning Stats	R: 1 E: 1 K: 1 S: 7	H: 1 LOB: 2 BB: 1 P: 11	R: 0 E: 0 K: 0 S: 3	H: 0 LOB: 2 BB: 2 P: 11	R: 0 E: 0 K: 1 S: 6	H: 2 LOB: 1 BB: 0 P: 6	R: 0 E: 0 K: 0 S: 3	H: 0 LOB: 0 BB: 0 P: 3	R: 2 E: 0 K: 1 S: 7	H: 3 LOB: 2 BB: 1 P: 10	R: 0 E: 0 K: 1 S: 7	H: 2 LOB: 2 BB: 0 P: 7	R: 0 E: 0 K: 1 S: 5	H: 0 LOB: 1 BB: 1 P: 9	1B: 7 2B: 2 3B: 1 HR: 0	SF: 0 SAC: 0 DP: 1 HBP: 0	WP: 0 PB: 0 SB: 0 CS: 0	PA: 43							
PITCHER	IP	WLS	BF	H	R	ER	SO	BB	IBB	HBP	BLK	WP	HR	S	P	ERA	WHIP	PITCHER							
Larry Dierker, R (1,1) ERA: 3.0	6.0		27	5	3	2	3	4	0	0	0	0	0	29	45	3.00	1.500								
Jack Billingham, R (7,1) ERA: 54.0	0.1		3	2	2	2	0	0	0	0	0	0	0	3	3	54.00	6.000								
Jack Dilauro, L (7,1) ERA: 54.0	0.1		2	0	0	0	0	1	0	0	0	0	0	1	5	0.00	3.000								
Jim Bouton, R (7,1) ERA: 54.0	0.2		5	3	0	0	0	0	0	0	0	0	0	5	5	0.00	4.500								
Fred Gladding, R (8,1) ERA: 54.0	1.2	S	6	0	0	0	2	1	0	0	0	0	0	9	13	0.00	0.600								

AB	35
R	8
H	9
RBI	5
BB	6
SO	8
LOB	17



Batter	1	2	3	4	5	6	7	8	9	AB	R	H	RBI	BB	SO	LOB	TOP				
Joe Morgan, L (1,4) OBP: 0.444, SLG: 0.286	1-3		5-3			1-3		E S PB 1B		4	1	1	0	0	0	0	Houston Astros @ San Francisco Giants Candlestick Park, San Francisco, CA Wed Apr 08 1970, 9:05 PM EST Att: 4,399 - Unknown				
Jesus Alou, R (1,9) OBP: 0.250, SLG: 0.250	F4			F9		FC6-4 1B		6-3		4	0	1	0	0	0	1					
Jimmy Wynn, R (1,8) OBP: 0.333, SLG: 0.250	S 1B			F2		FC6-4 1-2		F2		4	0	1	0	0	0	1					
Tommy Davis, R (1,7) OBP: 0.222, SLG: 0.222 Jack Billingham, R (8,1) Jack Dilauro, S (8,1) Fred Gladding, L (8,1)	F9 1-2			F8			5-3	F8 3-H		4	0	0	0	0	0	1					
Doug Rader, R (1,5) OBP: 0.500, SLG: 0.833		6-3							3 2 1 1 1 1 0												
Denis Menke, R (1,6) OBP: 0.333, SLG: 0.375		F8				6-3		6-3		4	0	1	0	0	0	0					
Bob Watson, R (1,3) John Mayberry, L (9,PH)		F8				K		G3		3	0	0	1	0	1	1					
Johnny Edwards, L (1,2)			F8			3-1		4-3		3	0	0	0	0	0	1					
Denny Lemaster, R (1,1) Jim Beauchamp, R (8,PH) OBP: 1.000, SLG: 4.000		6-3				F7		HR		2	0	0	0	0	0	0					
Inning Stats	R: 0 E: 0 K: 0 S: 4	H: 1 LOB: 1 BB: 0 P: 4	R: 0 E: 0 K: 0 S: 3	H: 0 LOB: 0 BB: 0 P: 3	R: 0 E: 0 K: 0 S: 3	H: 0 LOB: 0 BB: 0 P: 3	R: 1 E: 0 K: 1 S: 6	H: 1 LOB: 0 BB: 0 P: 6	R: 0 E: 0 K: 0 S: 4	H: 1 LOB: 1 BB: 0 P: 4	R: 1 E: 0 K: 0 S: 4	H: 1 LOB: 1 BB: 1 P: 8	R: 2 E: 0 K: 1 S: 5	H: 2 LOB: 0 BB: 0 P: 5	R: 0 E: 0 K: 1 S: 5	H: 0 LOB: 0 BB: 0 P: 5		1B: 4 2B: 0 3B: 0 HR: 2	SF: 0 SAC: 0 DP: 0 HBP: 0	WP: 0 PB: 1 SB: 2 CS: 0	PA: 34
PITCHER	IP	WLS	BF	H	R	ER	SO	BB	IBB	HBP	BLK	WP	HR	S	P	ERA	WHIP				
Mike McCormick, L (1,1) ERA: 3.86	7.0		28	6	4	3	1	1	0	0	0	0	2	29	33	3.86	1.000				
Don McMahon, R (8,1) ERA:	1.0	W	3	0	0	0	0	0	0	0	0	0	0	3	3	0.00	0.000				
Frank Linzy, R (9,1) ERA: 4.5	1.0	S	3	0	0	0	1	0	0	0	0	0	0	5	5	0.00	0.000				

Batter	1	2	3	4	5	6	7	8	9	AB	R	H	RBI	BB	SO	LOB	BOTTOM				
Bobby Bonds, R (1,9) OBP: 0.444, SLG: 0.286 Bob Burda, L (8,PH)	G1 1B		K		6-3		SH3-1 BB	2B 1B		3	0	1	0	1	1	0	Houston Astros @ San Francisco Giants Candlestick Park, San Francisco, CA Wed Apr 08 1970, 9:05 PM EST Att: 4,399 - Unknown				
Ron Hunt, R (8,PH) OBP: 1.000, SLG: 1.000	G1 1B						SH3-1 BB	2B		0	0	0	0	0	0	0					
Al Gallacher, R (1,5) OBP: 0.556, SLG: 0.889	FC5 G1 1B				F3		SH3-1	2B		4	0	3	1	0	0	0					
Willie Mays, R (1,8) OBP: 0.300, SLG: 0.222	B1		F2			5-3		F9		4	0	0	0	1	0	4					
Willie McCovey, L (1,3) OBP: 0.333, SLG: 0.143	G1		4-3			HR 1B	F5			4	1	1	0	0	0	5					
Ken Henderson, S (1,7) OBP: 0.556, SLG: 0.667				K		F2	F8			3	0	0	0	1	1	3					
Dick Dietz, R (1,2) OBP: 0.333, SLG: 0.778	FC5					HR 1B		F4		4	1	2	2	0	0	3					
Tito Fuentes, S (1,4) OBP: 0.111, SLG: 0.222 Frank Linzy, R (9,1)			F2		5-3			K		4	0	1	0	0	1	1					
Hal Lanier, R (1,6) OBP: 0.500, SLG: 0.333		5-3			F8			WP 2B 1B		3	1	1	0	1	0	1					
Mike McCormick, L (1,1) Don McMahon, R (8,1) Steve Whitaker, L (8,PH) OBP: 1.000, SLG: 1.500			K			F5	G3	1B 2B		3	0	0	0	0	1	2					
Inning Stats	R: 0 E: 0 K: 0 S: 5	H: 2 LOB: 3 BB: 1 P: 9	R: 0 E: 0 K: 1 S: 5	H: 0 LOB: 0 BB: 0 P: 5	R: 0 E: 0 K: 1 S: 6	H: 1 LOB: 1 BB: 0 P: 6	R: 0 E: 0 K: 1 S: 6	H: 1 LOB: 1 BB: 0 P: 6	R: 0 E: 0 K: 0 S: 3	H: 0 LOB: 0 BB: 0 P: 3	R: 2 E: 0 K: 0 S: 6	H: 3 LOB: 2 BB: 1 P: 10	R: 0 E: 0 K: 0 S: 3	H: 0 LOB: 2 BB: 2 P: 11	R: 3 E: 0 K: 1 S: 9	H: 4 LOB: 1 BB: 0 P: 9	1B: 6 2B: 4 3B: 0 HR: 1	SF: 0 SAC: 1 DP: 0 HBP: 0	WP: 1 PB: 0 SB: 0 CS: 0	PA: 39	
PITCHER	IP	WLS	BF	H	R	ER	SO	BB	IBB	HBP	BLK	WP	HR	S	P	ERA	WHIP				
Denny Lemaster, L (1,1) ERA: 2.57	7.0		32	7	2	2	3	3	0	0	0	1	0	6	6	27.00	3.000				
Jack Billingham, R (8,1) ERA: 36.0	0.2	4	2	2	2	1	0	0	0	0	0	1	0	6	6	27.00	3.000				
Jack Dilauro, L (8,1) ERA: 27.0	0.0	L	1	1	0	0	0	0	0	0	0	0	0	1	1	∞	∞				
Fred Gladding, R (8,1) ERA:	0.1	2	1	1	1	1	0	0	0	0	0	0	0	2	2	27.00	3.000				

Batter	1	2	3	4	5	6	7	8	9	AB	R	H	RBI	BB	SO	LOB	TOP										
Joe Morgan, L (1,4) OBP: 0.429, SLG: 0.273	0-0 CS 1B		4-0 S 2B BB		0-0 F8		0-0 F4		0-0 F9	4	1	1	0	1	0	0											
Norm Miller, L (1,9) OBP: 0.500, SLG: 1.200	0-3 K		0-0 E 2B		0-0 5-3		0-0 1-3			4	1	1	1	0	1	1											
Jimmy Wynn, R (1,8) OBP: 0.308, SLG: 0.250	0-3 K		0-0 E6 2H		0-0 1B				0-0 6-3	4	0	1	0	0	1	0											
John Mayberry, L (1,3) OBP: 0.200, SLG: 0.111		0-0 3-1	0-3 K		0-0 1B				0-3 K	4	0	1	0	0	2	1											
Tommy Davis, R (1,7) OBP: 0.308, SLG: 0.308		0-0 E S 1B		0-3 K		0-0 5-3			0-0 1B	4	0	2	0	0	1	2											
Denis Menke, R (1,6) OBP: 0.231, SLG: 0.250		0-0 F6 1-3		0-0 E7 3B		0-0 F8			0-0 3-1	4	1	0	0	0	0	2											
Doug Rader, R (1,5) OBP: 0.500, SLG: 1.200		0-0 4-3		0-0 FC1-5 3B		0-3 K			0-0 HR	4	1	2	2	0	1	1											
Johnny Edwards, L (1,2)			0-0 G3	0-0 FC1-5 3H		0-0 F7			0-3 K	4	0	0	0	0	1	1											
Jim Ray, R (1,1)			0-0 4-3	0-0 6-3			0-0 1-3		0-3 K	2	0	0	0	0	0	1											
Jesus Alou, R (7,PH) OBP: 0.200, SLG: 0.200										1	0	0	0	0	0	0											
Jack Dilauro, S (7,1)										0	0	0	0	0	0	0											
Dan Osinski, R (8,1)										0	0	0	0	0	0	0											
Keith Lampard, L (9,PH)										1	0	0	0	0	1	0											
Inning Stats	R: 0 E: 0 K: 2 S: 7	H: 1 LOB: 0 BB: 0 P: 7	R: 0 E: 0 K: 0 S: 4	H: 1 LOB: 1 BB: 0 P: 4	R: 2 E: 1 K: 1 S: 7	H: 1 LOB: 1 BB: 1 P: 11	R: 1 E: 1 K: 1 S: 7	H: 1 LOB: 1 BB: 0 P: 7	R: 0 E: 0 K: 0 S: 5	H: 2 LOB: 2 BB: 0 P: 5	R: 0 E: 0 K: 0 S: 3	H: 0 LOB: 0 BB: 0 P: 3	R: 0 E: 0 K: 1 S: 6	H: 1 LOB: 1 BB: 0 P: 6	R: 1 E: 0 K: 2 S: 8	H: 1 LOB: 0 BB: 0 P: 8	1B: 5 2B: 1 3B: 1 HR: 1	SF: 0 SAC: 0 DP: 0 HBP: 0	WP: 0 PB: 0 SB: 2 CS: 1	PA: 37							
PITCHER	IP	WLS	BF	H	R	ER	SO	BB	IBB	HBP	BLK	WP	HR	S	P	ERA	WHIP										
Frank Reberger, R (1,1) ERA: 1.5	6.0		26	6	3	1	5	1	0	0	0	0	0	35	39	1.50	1.167										
Ron Bryant, L (7,1) ERA:	2.0	W	7	1	0	0	1	0	0	0	0	0	0	9	9	0.00	0.500										
Don McMahon, R (9,1) ERA: 3.0	1.0	S	4	1	1	1	2	0	0	0	0	0	1	8	8	9.00	1.000										

Houston Astros @ San Francisco Giants
Candlestick Park, San Francisco, CA
Thu Apr 09 1970, 6:33 AM EST
Att: 2,810 - Unknown

AB	36
R	4
H	8
RBI	3
BB	1
SO	8
LOB	9



Batter	1	2	3	4	5	6	7	8	9	AB	R	H	RBI	BB	SO	LOB	BOTTOM										
Tito Fuentes, S (1,4) OBP: 0.154, SLG: 0.167	4-0 G6-4-3 BB			0-0 6-3		0-0 1-3		0-0 4-3		3	0	0	0	1	0	2											
Bob Heise, R (9,6)										0	0	0	0	0	0	0											
Al Gallagher, R (1,5) OBP: 0.482, SLG: 0.750	0-0 G6-4-3 1-2			0-0 G3		0-0 1B		0-0 SF9		3	0	1	1	0	0	1											
Ken Henderson, S (1,8) OBP: 0.462, SLG: 0.444	0-0 F2			0-0 4-3		0-0 F5		2-3 3H 4-0 1B BB		3	1	0	0	1	0	1											
Willie McCovey, L (1,3) OBP: 0.462, SLG: 0.300		0-3 K			0-0 HR 1B		0-0 G4-6-3 1B	4-0 1B 1B IBB		3	2	2	0	1	1	0											
Steve Whitaker, L (1,7) OBP: 0.667, SLG: 0.800		4-0 G5-4-3 BB			0-3 K		0-0 G4-6-3 1-2	0-0 1B 1B		3	0	1	2	1	1	2											
Don McMahon, R (9,1)										0	0	0	0	0	0	0											
Dick Dietz, R (1,2) OBP: 0.385, SLG: 0.923	0-0 G5-4-3 1-2			0-0 HR		0-0 K		1-2 1B		4	1	2	3	0	1	1											
Bob Taylor, L (1,9)					0-0 F6					1	0	0	0	1	0	0											
Ron Bryant, S (7,1)										0	0	0	0	0	0	0											
Ron Hunt, R (8,PH) OBP: 0.667, SLG: 0.667					0-0 G6-3 BB			0-0 F6		2	1	1	0	0	0	2											
Hal Lanier, R (1,6) OBP: 0.400, SLG: 0.250					0-0 1-3			4-0 SH SF9 BB		2	0	0	0	0	0	1											
Willie Mays, R (8,PH) OBP: 0.384, SLG: 0.222								1-2 2H 3H 1B		0	1	0	0	1	0	0											
Frank Reberger, L (1,1)					0-3 K			0-0 SH SF9 1B		1	0	0	0	0	1	0											
Bobby Bonds, R (6,PH) OBP: 0.400, SLG: 0.250								1-3 2H		1	1	0	0	0	1	0											
Inning Stats	R: 0 E: 0 K: 0 S: 2	H: 0 LOB: 0 BB: 1 P: 6	R: 0 E: 0 K: 1 S: 4	H: 0 LOB: 0 BB: 1 P: 8	R: 0 E: 0 K: 1 S: 5	H: 0 LOB: 0 BB: 0 P: 5	R: 0 E: 0 K: 0 S: 3	H: 0 LOB: 0 BB: 0 P: 3	R: 2 E: 0 K: 1 S: 6	H: 2 LOB: 0 BB: 1 P: 10	R: 0 E: 0 K: 1 S: 6	H: 1 LOB: 1 BB: 0 P: 6	R: 0 E: 0 K: 1 S: 5	H: 1 LOB: 0 BB: 0 P: 5	R: 5 E: 1 K: 0 S: 7	H: 3 LOB: 2 BB: 3 P: 19	1B: 6 2B: 0 3B: 0 HR: 1	SF: 1 SAC: 1 DP: 4 HBP: 0	WP: 0 PB: 0 SB: 0 CS: 0	PA: 34							
PITCHER	IP	WLS	BF	H	R	ER	SO	BB	IBB	HBP	BLK	WP	HR	S	P	ERA	WHIP										
Jim Ray, R (1,1) ERA: 3.0	6.0		21	3	2	2	4	3	0	0	0	0	0	26	38	3.00	1.000										
Jack Dilauro, L (7,1) ERA: 20.25	1.0	L	5	2	2	2	1	1	0	0	0	0	0	6	10	18.00	3.000										
Dan Osinski, R (8,1) ERA: 27.0	1.0		8	2	3	3	0	1	1	0	0	0	0	6	14	27.00	3.000										

Houston Astros @ San Francisco Giants
Candlestick Park, San Francisco, CA
Thu Apr 09 1970, 6:33 AM EST
Att: 2,810 - Unknown

AB	26
R	7
H	7
RBI	6
BB	6
SO	5
LOB	10



Batter	1	2	3	4	5	6	7	8	9	AB	R	H	RBI	BB	SO	LOB	TOP										
Bobby Tolan, L (1, 8) OBP: 0.281, SLG: 0.545	0-0 1-3	0-0 2B			4-0 FC8-6 BB		0-0 G4-6-3		0-0 FC1-6	4	0	1	1	1	0	2	Cincinnati Reds @ San Francisco Giants Candlestick Park, San Francisco, CA Fri Apr 10 1970, 9:05 PM EST Att: 6,989 - Unknown										
Tommy Helms, R (1, 4) OBP: 0.100, SLG: 0.091	0-0 F9	0-0 6-3			0-0 FC8-6		0-0 F9		0-0 F5	5	0	0	0	0	0	3											
Pete Rose, S (1, 9) OBP: 0.524, SLG: 0.563	4-0 1B BB			4-0 S BB					0-0 5-3 3B 1B	2	1	1	0	2	0	0											
Tony Perez, R (1, 3) OBP: 0.450, SLG: 0.353	0-0 FC6-4 1B			0-3 K			0-0 FC4-6 1B		0-0 5-3	4	0	2	0	0	1	2											
Johnny Bench, R (1, 2) OBP: 0.250, SLG: 0.450	0-0 FC6-4			0-0 6-3			0-0 F6		0-3 K	4	0	0	0	0	1	5											
Bernie Carbo, L (1, 7) OBP: 0.583, SLG: 0.857		0-0 WP 1B SF8 1B		0-0 4-3			0-0 FC4-6		0-0 2H 3B	4	1	2	1	0	0	2											
Jimmy Stewart, S (1, 5) OBP: 0.400, SLG: 0.250		0-3 K			0-0 G4-3 1B		4-0 1-2 BB		0-3 K	3	0	1	0	1	2	2											
Dave Concepcion, R (1, 6) OBP: 0.263, SLG: 0.421		0-0 WP 2B 1B			0-0 G4-3		0-0 1-3		0-0 F8	3	1	1	0	0	0	3											
Hal McRae, R (9, PH) OBP: 0.400, SLG: 0.400		1-2 2B 1B			0-0 1-2 F9					1	0	0	0	0	0	0											
Ray Washburn, R (1, 1) OBP: 1.000, SLG: 1.000		0-0 SF8			0-0 F9					1	0	0	1	0	0	0											
Don Gullett, R (5, 1)										0	0	0	0	0	0	0											
Angel Bravo, L (7, PH) OBP: 1.000, SLG: 1.000										1	0	1	0	0	0	0											
Wayne Granger, R (7, 1)										0	0	0	0	0	0	0											
Darrel Chaney, S (9, PH) OBP: 1.000, SLG: 1.000		1-2 2H								1	0	1	0	0	0	0											
Inning Stats	R: 0 E: 0 K: 0 S: 4	H: 1 LOB: 2 BB: 1 P: 8	R: 2 E: 0 K: 1 S: 8	H: 3 LOB: 1 BB: 0 P: 8	R: 0 E: 0 K: 1 S: 5	H: 0 LOB: 1 BB: 1 P: 9	R: 0 E: 0 K: 0 S: 3	H: 1 LOB: 0 BB: 0 P: 3	R: 0 E: 0 K: 0 S: 2	H: 0 LOB: 0 BB: 1 P: 6	R: 0 E: 0 K: 0 S: 4	H: 1 LOB: 2 BB: 1 P: 8	R: 0 E: 0 K: 0 S: 3	H: 1 LOB: 0 BB: 0 P: 3	R: 1 E: 0 K: 2 S: 9	H: 2 LOB: 1 BB: 0 P: 9	R: 0 E: 0 K: 0 S: 4	H: 1 LOB: 1 BB: 0 P: 4	1B: 8 2B: 2 3B: 1 HR: 0	SF: 1 SAC: 0 DP: 3 HBP: 0	WP: 1 PB: 0 SB: 3 CS: 0	PA: 38					
PITCHER	IP	WLS	BF	H	R	ER	SO	BB	IBB	HBP	BLK	WP	HR	S	P	ERA	WHIP										
Rich Robertson, R (1, 1) ERA: 3.52	7.2		33	9	3	3	3	4	0	0	0	1	0	35	51	3.52	1.696										
Frank Linzy, R (8, 1) ERA: 2.7	1.1	W	5	1	0	0	1	0	0	0	0	0	0	7	7	0.00	0.750										

Batter	1	2	3	4	5	6	7	8	9	AB	R	H	RBI	BB	SO	LOB	BOTTOM										
Bobby Bonds, R (1, 9) OBP: 0.467, SLG: 0.273	0-0 F9		0-3 K		4-0 BB 1B BB	4-0 1B BB		0-0 1-3 2H 1B		3	1	1	1	2	1	0	Cincinnati Reds @ San Francisco Giants Candlestick Park, San Francisco, CA Fri Apr 10 1970, 9:05 PM EST Att: 6,989 - Unknown										
Al Gallagher, R (1, 5) OBP: 0.444, SLG: 0.647	0-0 F5		0-0 6-3		0-0 1B BB	0-0 1B BB		0-0 G1		5	1	2	0	0	0	3											
Willie Mays, R (1, 8) OBP: 0.438, SLG: 0.333	4-0 BB		0-0 2B		4-0 1B BB	0-3 K		0-0 5-3		3	0	1	0	2	1	5											
Willie McCovey, L (1, 3) OBP: 0.412, SLG: 0.231	0-0 4-3		4-0 IBB		0-3 K			0-0 G3		3	0	0	0	1	1	4											
Ken Henderson, S (1, 7) OBP: 0.529, SLG: 0.538		0-0 2B 4-1 1B		0-0 4-1		0-0 BB 1B		0-0 L6-3 1B		4	1	3	2	0	0	2											
Dick Dietz, R (1, 2) OBP: 0.412, SLG: 0.875		0-0 4-1 2B		0-0 6-3		4-0 1-3 2H 3H BB		0-0 L6-3		3	0	1	0	1	0	1											
Tito Fuentes, S (1, 4) OBP: 0.125, SLG: 0.133		0-0 4-1		0-0 6-3		0-0 F6				3	0	0	1	0	0	4											
Ron Hunt, R (8, PH) OBP: 0.750, SLG: 1.000		2-3 3H		0-0 6-3						1	1	1	0	0	0	0											
Hal Lanier, R (1, 6) OBP: 0.308, SLG: 0.182		0-3 K		0-0 4-3						3	0	0	0	0	1	1											
Bob Burda, L (8, PH) OBP: 0.750, SLG: 1.000										0	0	0	0	0	0	0											
Bob Heise, R (8, PR) ERA: 9.6										0	0	0	0	0	0	0											
Rich Robertson, R (1, 1) ERA: 5.79										3	0	0	0	0	2	1											
Frank Linzy, R (8, 1) ERA: 4.5										1	0	0	0	0	0	2											
Inning Stats	R: 0 E: 0 K: 0 S: 3	H: 0 LOB: 1 BB: 1 P: 7	R: 1 E: 0 K: 2 S: 9	H: 2 LOB: 1 BB: 0 P: 9	R: 0 E: 0 K: 1 S: 6	H: 1 LOB: 2 BB: 1 P: 10	R: 0 E: 0 K: 0 S: 3	H: 0 LOB: 0 BB: 0 P: 3	R: 2 E: 0 K: 1 S: 7	H: 2 LOB: 3 BB: 3 P: 19	R: 0 E: 0 K: 2 S: 8	H: 1 LOB: 2 BB: 1 P: 12	R: 0 E: 0 K: 0 S: 3	H: 1 LOB: 0 BB: 0 P: 3	R: 1 E: 0 K: 0 S: 5	H: 2 LOB: 3 BB: 0 P: 6	1B: 6 2B: 4 3B: 0 HR: 0	SF: 0 SAC: 0 DP: 1 HBP: 1	WP: 0 PB: 0 SB: 0 CS: 0	PA: 39							
PITCHER	IP	WLS	BF	H	R	ER	SO	BB	IBB	HBP	BLK	WP	HR	S	P	ERA	WHIP										
Ray Washburn, R (1, 1)	4.2		24	5	3	3	4	4	1	0	0	0	0	27	47	5.79	1.929										
Don Gullett, L (5, 1)	1.1		6	1	0	0	2	1	0	0	0	0	0	9	13	0.00	1.500										
Wayne Granger, R (7, 1) ERA: 4.5	2.0	L	9	3	1	1	0	0	0	1	0	0	0	8	9	4.50	1.500										

AB	33
R	3
H	10
RBI	3
BB	4
SO	4
LOB	19



Batter	1	2	3	4	5	6	7	8	9	AB	R	H	RBI	BB	SO	LOB	TOP				
Bobby Tolan, L OBP: 0.222, SLG: 0.462 (1, 8)										4	0	0	0	0	0	0					
Tommy Helms, R OBP: 0.148, SLG: 0.115 (1, 4)										4	0	1	0	0	0	0					
Pete Rose, S OBP: 0.480, SLG: 0.474 (1, 9)										3	0	0	0	1	1	1					
Tony Perez, R OBP: 0.458, SLG: 0.381 (1, 3)										4	0	2	0	0	0	1					
Johnny Bench, R OBP: 0.208, SLG: 0.375 (1, 2)										4	0	0	0	0	1	3					
Bernie Carbo, L OBP: 0.500, SLG: 0.889 (1, 7) Clay Carroll, R (9, 1)										4	1	1	1	0	2	2					
Jimmy Stewart, S OBP: 0.250, SLG: 0.143 (1, 5)										3	0	0	0	0	0	0					
Dave Concepcion, R OBP: 0.227, SLG: 0.364 (1, 6)										3	0	0	0	0	0	0					
Jim Merritt, L OBP: 0.143, SLG: 0.143 (1, 1) Angel Bravo, L OBP: 1.000, SLG: 1.000 (9, 7)										3	0	0	0	0	3	1					
Inning Stats	R: 0 E: 0 K: 0 S: 3	H: 0 LOB: 1 BB: 1 P: 7	R: 0 E: 0 K: 2 S: 7	H: 0 LOB: 0 BB: 0 P: 7	R: 0 E: 0 K: 1 S: 5	H: 0 LOB: 0 BB: 0 P: 5	R: 0 E: 0 K: 0 S: 4	H: 2 LOB: 1 BB: 0 P: 4	R: 0 E: 1 K: 1 S: 6	H: 0 LOB: 1 BB: 0 P: 6	R: 0 E: 0 K: 0 S: 5	H: 0 LOB: 0 BB: 0 P: 5	R: 1 E: 0 K: 0 S: 4	H: 1 LOB: 0 BB: 0 P: 4	R: 0 E: 0 K: 1 S: 5	H: 0 LOB: 0 BB: 0 P: 5	R: 0 E: 1 K: 1 S: 7	H: 1 LOB: 2 BB: 0 P: 7	1B: 3 2B: 0 3B: 0 HR: 1	SF: 0 SAC: 0 DP: 1 HBP: 0	WP: 0 PA: 33 PB: 0 SB: 0 CS: 0
PITCHER Gaylord Perry, R ERA: 3.94 (1, 1)	IP: 9.0 WLS: W BF: 33 H: 4 R: 1 ER: 1 SO: 7 BB: 1 IBB: 0 HBP: 0 BLK: 0 WP: 0 HR: 1 S: 46 P: 50 ERA: 1.00 WHIP: 0.556															PITCHER Gaylord Perry, R ERA: 3.94 (1, 1)	IP: 9.0 WLS: W BF: 33 H: 4 R: 1 ER: 1 SO: 7 BB: 1 IBB: 0 HBP: 0 BLK: 0 WP: 0 HR: 1 S: 46 P: 50 ERA: 1.00 WHIP: 0.556				

Cincinnati Reds @ San Francisco Giants
Candlestick Park, San Francisco, CA
Sat Apr 11 1970, 6:33 AM EST
Att: 8,535 - Unknown

AB 32
R 1
H 4
RBI 1
BB 1
SO 7
LOB 8

Batter	1	2	3	4	5	6	7	8	9	AB	R	H	RBI	BB	SO	LOB	BOTTOM				
Bobby Bonds, R OBP: 0.421, SLG: 0.214 (1, 9)										3	0	0	0	1	2	0					
Al Gallacher, R OBP: 0.364, SLG: 0.524 (1, 5)										4	0	0	0	0	0	3					
Willie Mays, R OBP: 0.400, SLG: 0.313 (1, 8)										4	0	1	0	0	0	0					
Willie McCovey, L OBP: 0.333, SLG: 0.176 (1, 3)										4	0	0	0	0	2	1					
Ken Henderson, S OBP: 0.571, SLG: 0.647 (1, 7)										4	2	3	0	0	0	0					
Dick Dietz, R OBP: 0.400, SLG: 0.789 (1, 2)										3	0	1	0	0	1	1					
Tito Fuentes, S OBP: 0.211, SLG: 0.333 (1, 4) Ron Hunt, R OBP: 0.800, SLG: 1.000 (9, PH)										3	0	2	1	0	0	2					
Hal Lanier, R OBP: 0.313, SLG: 0.214 (1, 6) Bob Burda, L (9, PH)										3	0	1	0	0	1	1					
Gaylord Perry, R (1, 1)										3	0	0	1	0	1	2					
Inning Stats	R: 0 E: 0 K: 1 S: 6	H: 1 LOB: 1 BB: 0 P: 6	R: 1 E: 0 K: 1 S: 6	H: 2 LOB: 1 BB: 0 P: 6	R: 0 E: 0 K: 0 S: 3	H: 0 LOB: 0 BB: 0 P: 3	R: 0 E: 0 K: 1 S: 5	H: 0 LOB: 0 BB: 0 P: 5	R: 0 E: 0 K: 1 S: 7	H: 2 LOB: 3 BB: 1 P: 11	R: 0 E: 0 K: 1 S: 7	H: 2 LOB: 2 BB: 0 P: 7	R: 0 E: 0 K: 2 S: 7	H: 0 LOB: 0 BB: 0 P: 7	R: 0 E: 0 K: 0 S: 3	H: 0 LOB: 0 BB: 0 P: 3	R: 0 E: 0 K: 0 S: 4	H: 2 LOB: 3 BB: 1 P: 8	1B: 7 2B: 2 3B: 1 HR: 0	SF: 0 SAC: 2 DP: 1 HBP: 0	WP: 0 PA: 36 PB: 0 SB: 0 CS: 0
PITCHER Jim Merritt, L ERA: 1.56 (1, 1) Clay Carroll, R ERA: (9, 1)	IP: 8.1 WLS: L BF: 33 H: 8 R: 2 ER: 2 SO: 7 BB: 0 IBB: 1 HBP: 0 BLK: 0 WP: 0 HR: 0 S: 46 P: 50 ERA: 2.16 WHIP: 0.960															PITCHER Clay Carroll, R ERA: (9, 1)	IP: 0.1 WLS: L BF: 3 H: 1 R: 0 ER: 0 SO: 0 BB: 1 IBB: 0 HBP: 0 BLK: 0 WP: 0 HR: 0 S: 2 P: 6 ERA: 0.00 WHIP: 3.000				

Cincinnati Reds @ San Francisco Giants
Candlestick Park, San Francisco, CA
Sat Apr 11 1970, 6:33 AM EST
Att: 8,535 - Unknown

AB 32
R 2
H 9
RBI 2
BB 2
SO 7
LOB 10

Batter	1	2	3	4	5	6	7	8	9	AB	R	H	RBI	BB	SO	LOB	TOP				
Bobby Tolan, L (1, 8) OBP: 0.226, SLG: 0.433	0-3 K		0-3 K				0-0 FC5-4 1B		0-0 SH 1B SH5-4 1B	4	1	1	0	0	2	0	Cincinnati Reds @ San Francisco Giants Candlestick Park, San Francisco, CA Sun Apr 12 1970, 6:33 AM EST Unknown livebaseballscorecards.com				
Tommy Helms, R (1, 4) OBP: 0.129, SLG: 0.100	0-0 4-3		0-0 F8				0-0 F7		0-0 SH5-4	4	0	0	0	0	0	1					
Pete Rose, S (1, 9) OBP: 0.500, SLG: 0.455	4-0 HR BB		0-0 6-3				4-0 FC5-4 1-2		4-0 1B G1-2-3 1B	3	2	1	0	2	0	1					
Tony Perez, R (1, 5) OBP: 0.552, SLG: 0.720	0-0 HR						0-0 FC6-4 1B		0-0 1B	4	2	4	4	1	0	0					
Johnny Bench, R (1, 3) OBP: 0.241, SLG: 0.379	0-0 F9						0-0 FC6-4 1-2		0-0 1B	5	0	2	2	0	1	2					
Hal McRae, R (1, 7) OBP: 0.222, SLG: 0.222							0-0 F4		0-0 5-3	4	0	0	0	0	0	3					
Jimmy Stewart, S (7, 7) OBP: 0.222, SLG: 0.125									0-3 K	1	0	0	0	0	1	2					
Pat Corrales, R (1, 2) OBP: 0.091, SLG: 0.091							0-1 CI WP 1B		0-0 F2 G4-6-3 1B	3	0	1	0	0	0	1					
Dave Concepcion, R (1, 6) OBP: 0.231, SLG: 0.346							0-0 WP 1B		0-0 F8 G4-6-3 1-2	4	0	1	0	0	0	2					
Jim Maloney, L (1, 1) Tony Cloninger, R (3, 1) Clay Carroll, R (8, 1) Don Gullett, R (9, 1) Wayne Granger, R (9, 1) Bernie Carbo, L (9, 7) OBP: 0.500, SLG: 0.889	0-3 K		0-3 K				0-0 6-3 1-2 2-3		0-0 SH5-4 SH 1B 1B	1	0	0	0	0	1	1					
Inning Stats	R: 2 E: 0 K: 1 S: 6	H: 1 LOB: 0 BB: 1 P: 10	R: 0 E: 1 K: 1 S: 6	H: 0 LOB: 1 BB: 0 P: 6	R: 0 E: 0 K: 1 S: 5	H: 0 LOB: 0 BB: 0 P: 5	R: 1 E: 1 K: 1 S: 8	H: 2 LOB: 2 BB: 1 P: 8	R: 0 E: 0 K: 0 S: 4	H: 0 LOB: 0 BB: 0 P: 3	R: 2 E: 1 K: 0 S: 6	H: 3 LOB: 2 BB: 1 P: 10	R: 0 E: 0 K: 0 S: 3	H: 1 LOB: 0 BB: 0 P: 3	R: 1 E: 0 K: 1 S: 8	H: 3 LOB: 2 BB: 0 P: 8	1B: 9 2B: 0 3B: 0 HR: 2	SF: 0 SAC: 2 DP: 2 HBP: 0	WP: 1 PB: 0 SB: 0 CS: 0	PA: 42	
PITCHER	IP	WLS	BF	H	R	ER	SO	BB	IBB	HBP	BLK	WP	HR	S	P	ERA	WHIP			ERA	WHIP
Mike McCormick, L (1, 1) ERA: 4.73	6.1	L	30	5	5	4	4	1	2	0	0	1	2	35	47	5.68	0.947				
Frank Linzy, R (7, 1) ERA: 3.0	2.2		12	6	1	1	1	0	0	0	0	0	0	14	14	3.38	2.250				

AB 36
R 6
H 11
RBI 6
BB 3
SO 5
LOB 15



Batter	1	2	3	4	5	6	7	8	9	AB	R	H	RBI	BB	SO	LOB	BOTTOM				
Bobby Bonds, R (1, 9) OBP: 0.375, SLG: 0.368	0-0 1-3		0-0 HR		0-3 K				0-3 K	5	1	1	1	0	2	0	Cincinnati Reds @ San Francisco Giants Candlestick Park, San Francisco, CA Sun Apr 12 1970, 6:33 AM EST Unknown livebaseballscorecards.com				
Al Gallagher, R (1, 5) OBP: 0.444, SLG: 0.654	0-0 2B		0-0 BB FC4-6 1B		0-0 1-3				0-0 2B	5	2	4	0	0	0	0					
Willie Mays, R (1, 8) Bob Taylor, L (8, 7)	0-0 F8		0-0 BB E 1B						0-0 1-3	4	1	2	0	0	0	2					
Willie McCovey, L (1, 3) OBP: 0.423, SLG: 0.167	4-0 BB		4-0 FC4-6 1-2 2-3 BB		4-0 G6-3 BB				4-0 E 1-2 2-3 BB	1	0	0	0	4	1	1					
Ken Henderson, S (1, 7) OBP: 0.500, SLG: 0.545	0-0 G3		0-0 FC4-6 BB 1-2 2-3 BB		0-0 F5				0-0 E3 BB	5	0	1	1	0	0	6					
Dick Dietz, R (1, 2) OBP: 0.440, SLG: 0.773			4-0 L4-6 BB 1-2 BB		4-0 G6-3 1-2				0-3 K 1-2	3	0	1	0	2	1	3					
Tito Fuentes, S (1, 4) OBP: 0.227, SLG: 0.300			4-0 BB						0-0 F3 2-3	2	0	0	0	1	0	1					
Ron Hunt, R (8, PH) OBP: 0.571, SLG: 0.714			1-2 2-3 BB						0-0 F8	2	0	0	0	0	0	4					
Hal Lanier, R (1, 6) OBP: 0.263, SLG: 0.176			0-0 F6						0-0 G3	3	0	0	0	0	0	4					
Bob Burda, L (8, PH) Bob Heise, R (9, 6)			0-0 L4-6 2-3							1	0	0	0	0	0	1					
Mike McCormick, L (1, 1) Frank Linzy, R (7, 1) Jim Davenport, R (9, PH)	0-3 K				0-0 1-3				0-0 6-3	3	0	0	0	0	1	1					
Inning Stats	R: 0 E: 0 K: 0 S: 4	H: 1 LOB: 2 BB: 1 P: 8	R: 0 E: 0 K: 1 S: 6	H: 1 LOB: 0 BB: 0 P: 6	R: 3 E: 1 K: 0 S: 5	H: 3 LOB: 2 BB: 3 P: 17	R: 0 E: 0 K: 1 S: 5	H: 0 LOB: 0 BB: 0 P: 5	R: 0 E: 0 K: 0 S: 3	H: 0 LOB: 0 BB: 0 P: 3	R: 0 E: 0 K: 1 S: 6	H: 1 LOB: 1 BB: 0 P: 6	R: 0 E: 0 K: 1 S: 6	H: 1 LOB: 0 BB: 0 P: 6	R: 2 E: 1 K: 1 S: 7	H: 1 LOB: 3 BB: 3 P: 19	1B: 5 2B: 4 3B: 0 HR: 1	SF: 0 SAC: 0 DP: 2 HBP: 0	WP: 2 PB: 0 SB: 0 CS: 0	PA: 43	
PITCHER	IP	WLS	BF	H	R	ER	SO	BB	IBB	HBP	BLK	WP	HR	S	P	ERA	WHIP			ERA	WHIP
Jim Maloney, R (1, 1) ERA: 11.57	2.1	W	16	3	0	0	2	1	0	0	0	0	0	19	23	0.00	0.857				
Tony Cloninger, R (3, 1) ERA:	4.2		16	3	0	0	2	1	0	0	0	0	0	10	14	0.00	1.200				
Clay Carroll, R (8, 1) ERA:	1.2		7	1	2	0	2	1	0	0	0	2	0	10	14	0.00	1.200				
Don Gullett, L (9, 1) ERA:	0.0		2	0	0	0	0	1	0	0	0	0	0	1	5	∞	∞				
Wayne Granger, R (9, 1) ERA: 3.88	0.1	S	2	0	0	0	0	1	0	0	0	0	0	1	5	0.00	3.000				

AB 35
R 5
H 9
RBI 2
BB 8
SO 5
LOB 23



Batter	1	2	3	4	5	6	7	8	9	AB	R	H	RBI	BB	SO	LOB	TOP								
Bobby Tolan, L OBP: 0.250, SLG: 0.514 (1, 8)										5	1	2	2	0	0	2	Cincinnati Reds @ San Francisco Giants Candlestick Park, San Francisco, CA Sun Apr 12 1970, 6:38 AM EST Att: 31,731 - Unknown								
Tommy Helms, R OBP: 0.139, SLG: 0.114 (1, 4)										5	0	1	0	0	0	3									
Pete Rose, S OBP: 0.485, SLG: 0.480 (1, 9)										3	1	1	0	0	1	1									
Tony Perez, R OBP: 0.515, SLG: 0.643 (1, 3)										3	1	0	0	1	0	2									
Johnny Bench, R OBP: 0.273, SLG: 0.455 (1, 2)										4	0	2	2	0	0	0									
Hal McRae, R OBP: 0.182, SLG: 0.182 Bernie Carbo, L OBP: 0.455, SLG: 0.800 (6, PH) (6, 7)										2	0	0	0	0	1	2									
Woody Woodward, R OBP: 0.250, SLG: 0.250 (1, 5)										4	1	1	0	0	1	1									
Darrel Chaney, S OBP: 0.400, SLG: 0.600 (1, 6)										4	1	1	1	0	2	0									
Gary Nolan, R OBP: 0.250, SLG: 0.143 Wayne Granger, R (9, 1)										3	0	1	0	1	1	1									
Inning Stats	R: 1 E: 0 K: 1 S: 8	H: 3 LOB: 2 BB: 0 P: 8	R: 0 E: 0 K: 1 S: 5	H: 0 LOB: 0 BB: 0 P: 5	R: 0 E: 1 K: 0 S: 4	H: 0 LOB: 0 BB: 0 P: 4	R: 0 E: 0 K: 0 S: 3	H: 0 LOB: 0 BB: 0 P: 3	R: 0 E: 0 K: 1 S: 6	H: 1 LOB: 1 BB: 0 P: 6	R: 2 E: 0 K: 1 S: 6	H: 2 LOB: 0 BB: 1 P: 10	R: 0 E: 0 K: 1 S: 5	H: 0 LOB: 1 BB: 1 P: 9	R: 0 E: 0 K: 1 S: 5	H: 0 LOB: 0 BB: 0 P: 5	R: 2 E: 0 K: 1 S: 8	H: 3 LOB: 1 BB: 0 P: 8	1B: 5 2B: 2 3B: 1 HR: 1	SF: 0 SAC: 0 DP: 0 HBP: 0	WP: 0 PB: 0 SB: 0 CS: 1	PA: 38			
PITCHER	IP	WLS	BF	H	R	ER	SO	BB	IBB	HBP	BLK	WP	HR	S	P	ERA	WHIP								
Ron Bryant, L ERA: 3.86 Frank Linzy, R ERA: 2.25 Don McMahon, R ERA: 5.4	(1, 1) (6, 1) (8, 1)	5.0 2.0 2.0	L 6 9	23 0 3	6 0 2	3 0 2	3 2 2	3 1 0	0 0 0	0 0 0	0 0 0	0 0 0	1 0 0	0 9 13	32 13 13	5.40 0.00 9.00	1.400 0.500 1.500								

Batter	1	2	3	4	5	6	7	8	9	AB	R	H	RBI	BB	SO	LOB	BOTTOM								
Bob Heise, R (1, 6)										4	0	0	0	0	0	2	Cincinnati Reds @ San Francisco Giants Candlestick Park, San Francisco, CA Sun Apr 12 1970, 6:38 AM EST Att: 31,731 - Unknown								
Ron Hunt, R OBP: 0.455, SLG: 0.545 (1, 4)										4	0	1	0	0	0	3									
Ken Henderson, S OBP: 0.533, SLG: 0.560 (1, 8)										3	1	2	0	1	1	1									
Willie McCovey, L OBP: 0.367, SLG: 0.136 (1, 3)										4	0	0	0	0	0	5									
Bobby Bonds, R OBP: 0.357, SLG: 0.348 (1, 9)										4	0	1	0	0	1	0									
Al Gallacher, R OBP: 0.484, SLG: 0.667 (1, 5)										4	1	3	0	0	0	0									
Bob Taylor, L OBP: 0.429, SLG: 0.200 (1, 7)										4	0	1	1	0	0	3									
Russ Gibson, R (1, 2)										4	0	0	0	0	0	5									
Ron Bryant, S OBP: 0.500, SLG: 0.500 Frank Linzy, R Don Mason, L Don McMahon, R Bob Burda, L (7, PH) (8, 1) (9, PH)										2	0	1	0	0	0	0									
Inning Stats	R: 0 E: 0 K: 1 S: 6	H: 1 LOB: 1 BB: 0 P: 6	R: 0 E: 0 K: 0 S: 4	H: 1 LOB: 0 BB: 0 P: 4	R: 0 E: 0 K: 0 S: 3	H: 0 LOB: 0 BB: 0 P: 3	R: 1 E: 0 K: 0 S: 5	H: 2 LOB: 2 BB: 1 P: 9	R: 0 E: 0 K: 0 S: 3	H: 0 LOB: 0 BB: 0 P: 3	R: 0 E: 0 K: 0 S: 3	H: 0 LOB: 1 BB: 1 P: 7	R: 0 E: 0 K: 1 S: 5	H: 1 LOB: 0 BB: 0 P: 5	R: 0 E: 0 K: 0 S: 5	H: 2 LOB: 1 BB: 0 P: 5	1B: 9 2B: 0 3B: 0 HR: 0	SF: 0 SAC: 1 DP: 1 HBP: 0	WP: 0 PB: 0 SB: 0 CS: 0	PA: 37					
PITCHER	IP	WLS	BF	H	R	ER	SO	BB	IBB	HBP	BLK	WP	HR	S	P	ERA	WHIP								
Gary Nolan, R ERA: 1.06 Wayne Granger, R ERA: 2.7	(1, 1) (9, 1)	8.0 1.0	W S	34 3	9 0	2 0	2 0	0 0	0 0	0 0	0 0	0 0	0 0	3 3	44 3	2.25 0.00	1.375 0.000								

AB 35
R 5
H 9
RBI 5
BB 2
SO 7
LOB 13

AB 34
R 2
H 9
RBI 2
BB 2
SO 2
LOB 20

Batter	1	2	3	4	5	6	7	8	9	AB	R	H	RBI	BB	SO	LOB	TOP			
Bobby Bonds, R OBP: 0.333, SLG: 0.357 (1, 9)										5	0	1	0	0	2	3	San Francisco Giants @ Atlanta Braves Atlanta Stadium, Atlanta, GA Mon Apr 13 1970, 6:05 PM EST Att: 37,181 - Unknown			
Ron Hunt, R OBP: 0.375, SLG: 0.438 (1, 4)										5	1	1	0	0	0	1				
Willie Mays, R OBP: 0.407, SLG: 0.391 (1, 8)										3	1	1	0	0	0	2				
Bob Burda, L OBP: 0.600, SLG: 0.333 (5, 3)										1	0	1	0	0	0	0				
Willie McCovey, L OBP: 0.364, SLG: 0.125 (1, 3)										2	0	0	0	1	0	2				
Steve Whitaker, L OBP: 0.571, SLG: 0.667 (5, 7)										1	0	0	0	0	0	1				
Ken Henderson, S OBP: 0.559, SLG: 0.621 (5, 8)										4	1	3	2	0	1	0				
Al Gallagher, R OBP: 0.457, SLG: 0.606 (1, 5)										3	0	0	0	1	0	3				
Dick Dietz, R OBP: 0.483, SLG: 0.760 (1, 2)										3	0	2	1	1	0	2				
Bob Taylor, L OBP: 0.428, SLG: 0.200 (8, 2)										0	0	0	0	0	0	0				
Bob Heise, R (1, 6)										4	0	0	0	0	0	4				
Frank Reberger, L (1, 1)										0	0	0	0	0	0	0				
Jim Johnson, L (1, 1)										1	0	0	0	1	1	0				
Ron Bryant, S OBP: 0.333, SLG: 0.333 (4, 1)										1	0	0	0	0	0	0				
Don Mason, L (9, PH)										1	0	0	0	0	0	0				
Inning Stats	R: 0 E: 0 K: 0 S: 4	H: 1 LOB: 1 BB: 0 P: 4	R: 1 E: 0 K: 0 S: 4	H: 2 LOB: 2 BB: 2 P: 12	R: 1 E: 1 K: 0 S: 6	H: 2 LOB: 2 BB: 0 P: 6	R: 0 E: 0 K: 2 S: 7	H: 0 LOB: 0 BB: 0 P: 7	R: 1 E: 0 K: 0 S: 4	H: 2 LOB: 1 BB: 1 P: 8	R: 0 E: 0 K: 1 S: 6	H: 1 LOB: 1 BB: 0 P: 6	R: 0 E: 0 K: 1 S: 6	H: 1 LOB: 1 BB: 0 P: 6	R: 0 E: 0 K: 0 S: 3	H: 0 LOB: 0 BB: 0 P: 3	1B: 6 2B: 3 3B: 0 HR: 0	SF: 0 SAC: 0 DP: 3 HBP: 0	WP: 0 PB: 0 SB: 0 CS: 0	PA: 38
PITCHER	IP WLS BF H R ER SO BB IBB HBP BLK WP HR S P ERA WHIP	5.0 W 25 7 3 3 2 4 0 0 0 0 0 25 41 5.40 2.200	4.0 S 13 2 0 0 2 0 0 0 0 0 0 17 17 0.00 0.500																	

AB	34
R	3
H	9
RBI	3
BB	4
SO	4
LOB	18



Batter	1	2	3	4	5	6	7	8	9	AB	R	H	RBI	BB	SO	LOB	BOTTOM			
Sonny Jackson, L OBP: 0.387, SLG: 0.444 (1, 6)										4	1	1	0	0	0	1	San Francisco Giants @ Atlanta Braves Atlanta Stadium, Atlanta, GA Mon Apr 13 1970, 6:05 PM EST Att: 37,181 - Unknown			
Felix Milten, R OBP: 0.367, SLG: 0.467 (1, 4)										5	1	1	0	0	1	2				
Hank Aaron, R OBP: 0.563, SLG: 0.885 (1, 9)										4	2	2	3	1	0	1				
Rico Carty, R OBP: 0.433, SLG: 0.680 (1, 7)										3	2	2	2	1	0	0				
Mike Lum, L OBP: 0.250, SLG: 0.250 (7, 7)										0	0	0	0	0	0	0				
Orlando Cepeda, R OBP: 0.448, SLG: 0.769 (1, 3)										3	2	2	0	1	1	2				
Tony Gonzalez, L OBP: 0.310, SLG: 0.481 (1, 8)										4	0	2	3	0	0	3				
Clete Boyer, R OBP: 0.107, SLG: 0.083 (1, 5)										3	0	0	1	0	0	2				
Bob Tillman, R OBP: 0.238, SLG: 0.429 (1, 2)										4	0	0	0	0	1	1				
Pat Jarvis, R OBP: 0.250, SLG: 0.250 (1, 1)										3	1	2	0	0	0	0				
Bob Priddy, R (6, 1)										1	0	0	0	0	1	0				
Inning Stats	R: 4 E: 0 K: 0 S: 7	H: 4 LOB: 1 BB: 1 P: 11	R: 0 E: 0 K: 0 S: 4	H: 1 LOB: 1 BB: 0 P: 4	R: 0 E: 0 K: 0 S: 4	H: 1 LOB: 1 BB: 0 P: 4	R: 5 E: 0 K: 0 S: 8	H: 5 LOB: 1 BB: 1 P: 12	R: 0 E: 0 K: 1 S: 5	H: 0 LOB: 0 BB: 0 P: 5	R: 0 E: 0 K: 1 S: 6	H: 1 LOB: 2 BB: 1 P: 10	R: 0 E: 0 K: 1 S: 5	H: 0 LOB: 0 BB: 0 P: 5	R: 0 E: 0 K: 1 S: 5	H: 0 LOB: 0 BB: 0 P: 5	1B: 9 2B: 1 3B: 1 HR: 1	SF: 1 SAC: 1 DP: 0 HBP: 0	WP: 0 PB: 0 SB: 0 CS: 0	PA: 39
PITCHER	IP WLS BF H R ER SO BB IBB HBP BLK WP HR S P ERA WHIP	0.1 L 6 4 4 4 0 0 1 0 0 0 0 1 5 9 13.50 2.100	3.1 18 7 5 5 0 0 1 0 0 0 0 17 21 0.00 0.462																	



Batter	1	2	3	4	5	6	7	8	9	AB	R	H	RBI	BB	SO	LOB	TOP										
Tito Fuentes, S OBP: 0.306, SLG: 0.438 (1, 4)	0-0 SH1-3 1B 2B	0-3 K	0-0 K	0-3 K	0-0 6-3	0-0 FC3-6	0-0 FC3-6	0-0 FC3-6	0-0 FC3-6	5	1	1	0	0	2	3	San Francisco Giants @ Cincinnati Reds Crosley Field, Cincinnati, OH Fri Apr 17 1970, 6:05 PM EST Att: 22,094 - Unknown										
Al Gallagher, R OBP: 0.473, SLG: 0.571 (1, 5)	0-0 SH1-3 2-3	0-0 SH1-3	0-0 BB 1B	0-0 BB 1B	0-0 E 2B	0-0 4-3	0-0 4-3	0-0 F8	0-0 F8	4	1	2	0	0	0	1											
Ken Henderson, S OBP: 0.571, SLG: 0.652 (7, 7)	4-0 1B BB	4-0 1B BB	0-0 F6	0-0 F6	0-0 E8 F9 1B	0-0 E8 F9 1B	0-0 E8 F9 1B	0-0 E8 F9 1B	0-0 E8 F9 1B	4	1	2	1	1	0	2											
Willie McCovey, L OBP: 0.418, SLG: 0.537 (1, 3)	0-0 1-3 3-H 1B	0-0 1-3 3-H 1B	0-3 K	0-3 K	0-0 F9	0-0 F9	0-0 F9	0-0 F9	0-0 F9	4	1	2	2	1	1	2											
Bobby Bonds, R OBP: 0.446, SLG: 0.432 (7, 9)	0-0 F4	0-0 F4	4-0 1-2 BB	4-0 1-2 BB	0-0 1B 1B	0-0 1B 1B	0-3 K	0-0 K	4-0 HR	3	1	1	1	2	1	4											
Bob Taylor, L OBP: 0.333, SLG: 0.200 (7, PH)	0-3 K	0-3 K	0-0 6-3	0-0 6-3	0-0 1B	0-0 1B	0-0 1B	0-0 1B	0-0 1B	3	0	1	0	0	1	4											
Willie Mays, R OBP: 0.400, SLG: 0.467 (7, 8)	0-0 K	0-0 K	0-0 6-3	0-0 6-3	0-0 1B	0-0 1B	0-0 1B	0-0 1B	0-0 1B	2	0	0	0	0	0	1											
Russ Gibson, R OBP: 0.111, SLG: 0.111 (1, 2)	0-0 F8	0-0 F8	0-0 F8	0-0 F8	0-0 F8	0-0 F8	0-0 F8	0-0 F8	0-0 F8	5	0	1	0	0	0	3											
Bob Heise, R OBP: 0.346, SLG: 0.261 (1, 6)	0-0 1B	0-0 1B	0-0 FC6-4 1B	0-0 FC6-4 1B	0-0 FC6-4 1B	0-0 FC6-4 1B	0-0 FC6-4 1B	0-0 FC6-4 1B	0-0 FC6-4 1B	4	0	2	1	0	0	1											
Rich Robertson, R (1, 1)	0-3 K	0-3 K	0-3 K	0-3 K	0-3 K	0-3 K	0-3 K	0-3 K	0-3 K	3	0	0	0	0	2	4											
Ron Bryant, S OBP: 0.250, SLG: 0.250 (7, 1)	0-0 K	0-0 K	0-0 K	0-0 K	0-0 K	0-0 K	0-0 K	0-0 K	0-0 K	0	0	0	0	0	0	0											
Don McMahon, R (7, 1)	0-0 K	0-0 K	0-0 K	0-0 K	0-0 K	0-0 K	0-0 K	0-0 K	0-0 K	1	0	0	0	0	0	0											
Frank Linzy, R (9, 1)	0-0 K	0-0 K	0-0 K	0-0 K	0-0 K	0-0 K	0-0 K	0-0 K	0-0 K	0	0	0	0	0	0	0											
Inning Stats	R: 1 E: 0 K: 1 S: 7	H: 2 LOB: 2 BB: 1 P: 11	R: 0 E: 0 K: 2 S: 8	H: 1 LOB: 1 BB: 0 P: 8	R: 0 E: 0 K: 1 S: 6	H: 1 LOB: 1 BB: 1 P: 10	R: 0 E: 0 K: 2 S: 8	H: 1 LOB: 1 BB: 0 P: 8	R: 3 E: 1 K: 0 S: 8	H: 5 LOB: 2 BB: 0 P: 8	R: 0 E: 0 K: 1 S: 6	H: 1 LOB: 2 BB: 1 P: 10	R: 0 E: 0 K: 0 S: 3	H: 0 LOB: 0 BB: 0 P: 3	R: 0 E: 0 K: 1 S: 6	H: 0 LOB: 1 BB: 0 P: 6	R: 0 E: 0 K: 0 S: 3	H: 0 LOB: 1 BB: 1 P: 7	R: 1 E: 0 K: 0 S: 3	H: 1 LOB: 0 BB: 1 P: 7	1B: 8 2B: 3 3B: 0 HR: 1	SF: 0 SAC: 1 DP: 1 HBP: 0	WP: 0 PB: 1 SB: 0 CS: 0	PA: 43			
PITCHER	IP	WLS	BF	H	R	ER	SO	BB	IBB	HBP	BLK	WP	HR	S	P	ERA	WHIP										
Gary Nolan, R ERA: 2.49	(1, 1)	4.2	26	10	4	4	6	2	0	0	1	0	0	36	44	7.71	2.571										
Tony Cloninger, R ERA:	(5, 1)	2.1	9	1	0	0	1	0	1	0	0	0	0	10	14	0.00	0.429										
Wayne Granger, R ERA: 2.16	(8, 1)	2.0	W	8	1	1	1	1	0	0	0	0	1	9	13	4.50	1.000										

AB	38
R	5
H	12
RBI	5
BB	4
SO	8
LOB	25



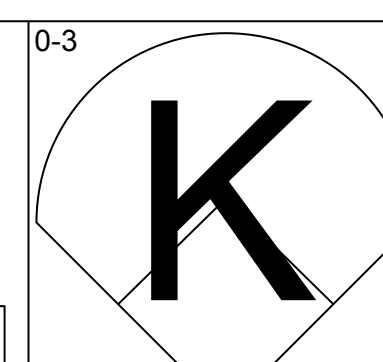
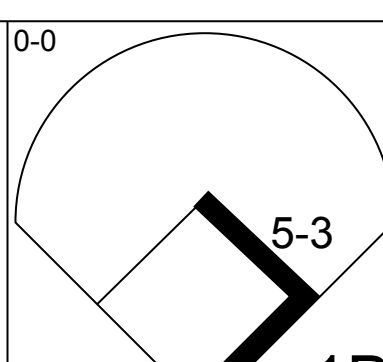
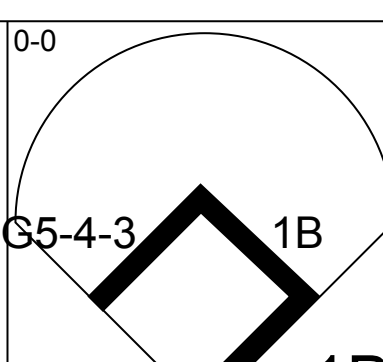
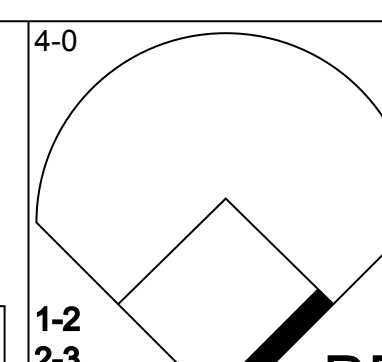
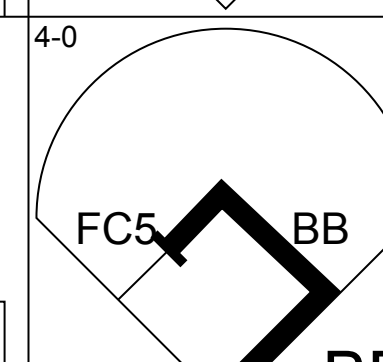
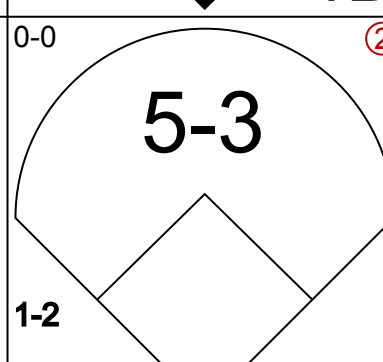
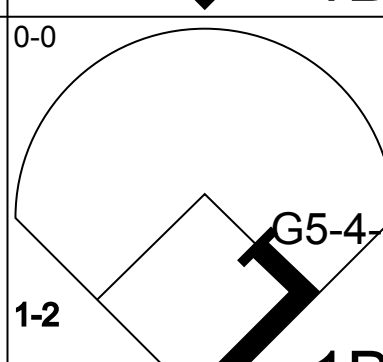
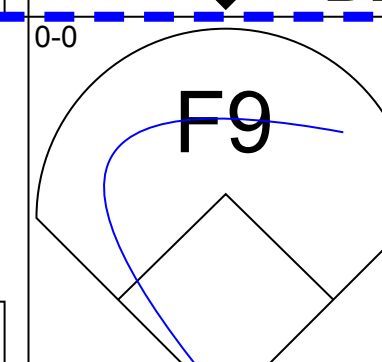
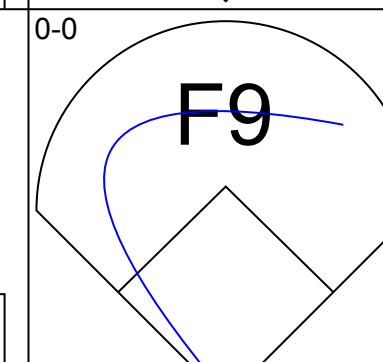
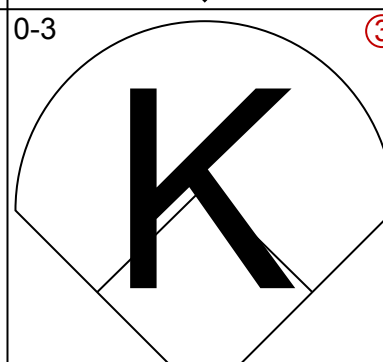
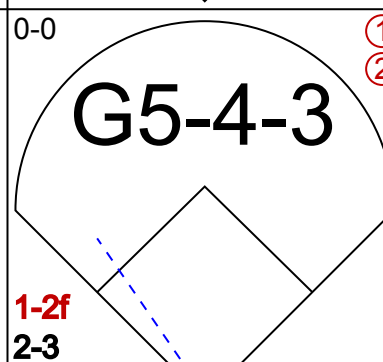
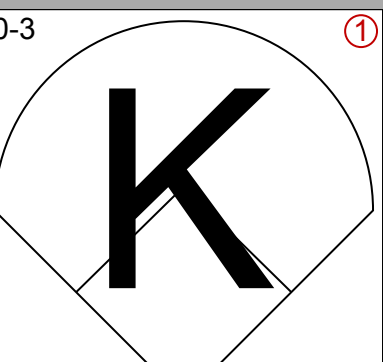
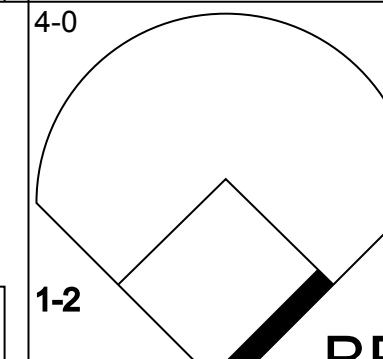
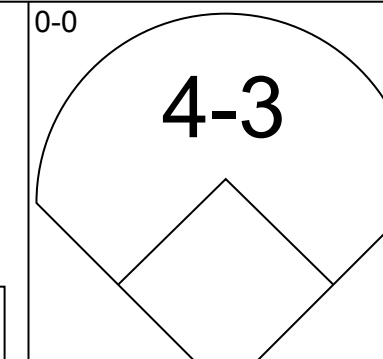
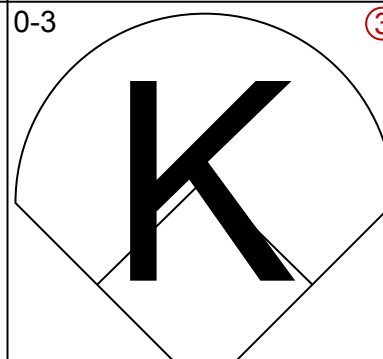
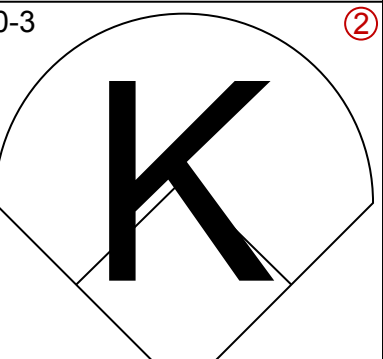
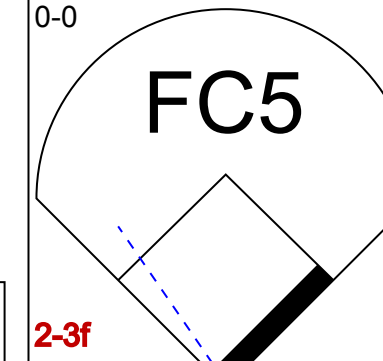
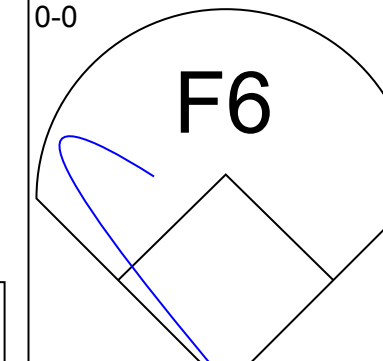
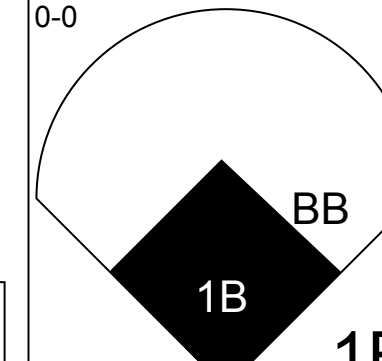
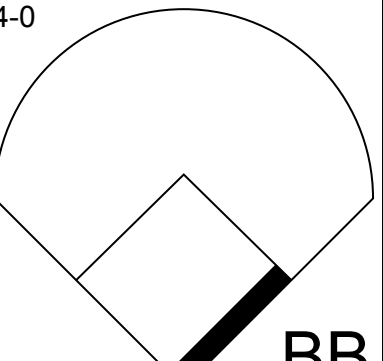
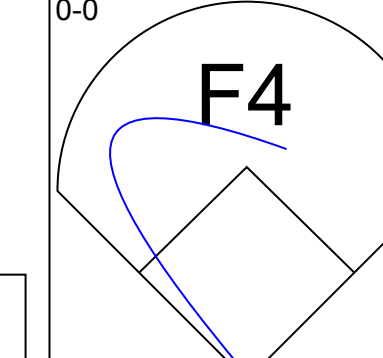
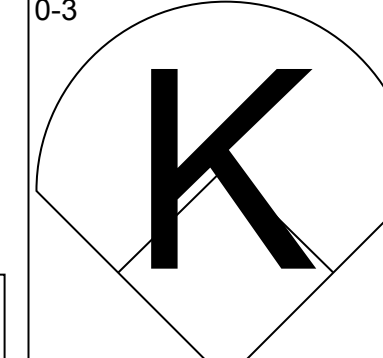
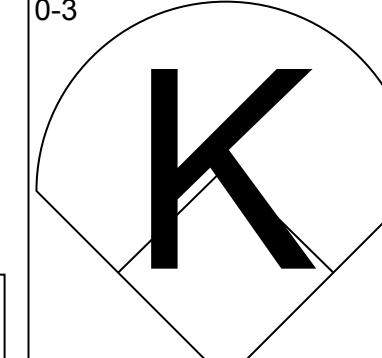
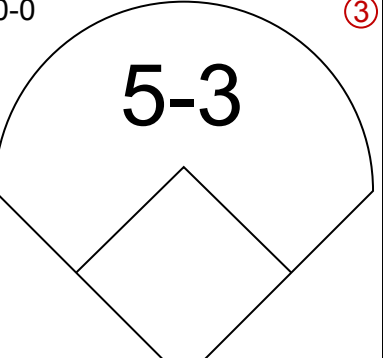
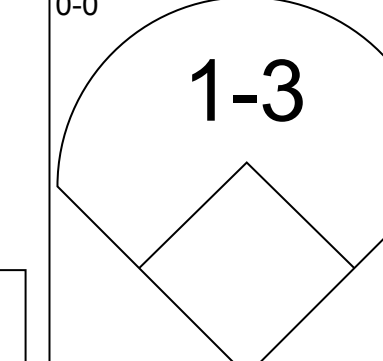
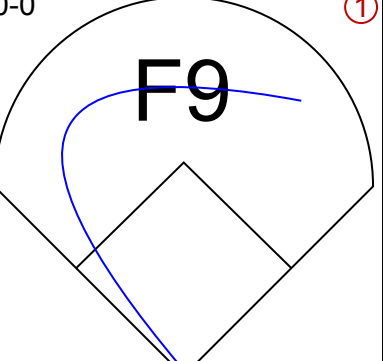
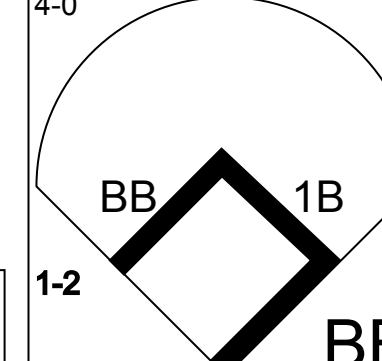

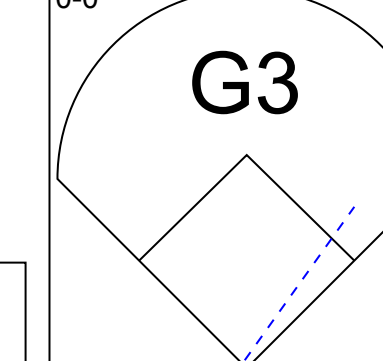
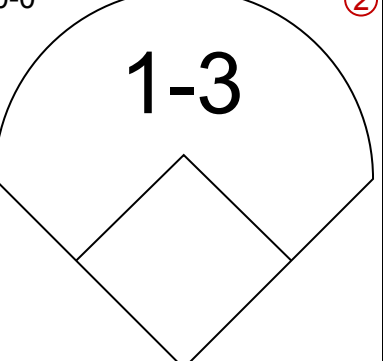
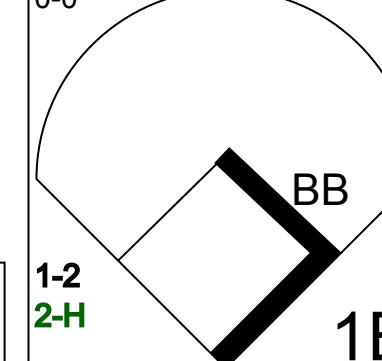

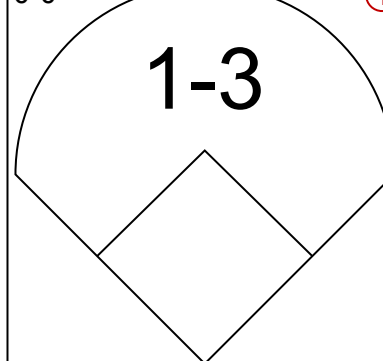
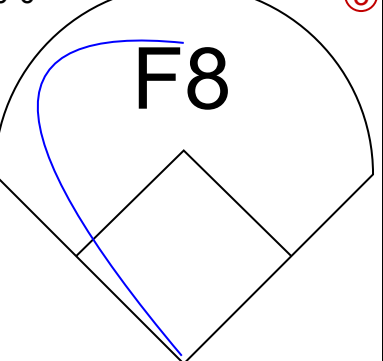
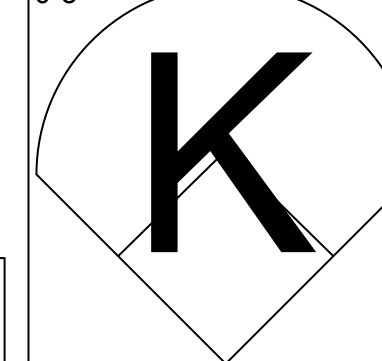

Batter	1	2	3	4	5	6	7	8	9	AB	R	H	RBI	BB	SO	LOB	BOTTOM										
Pete Rose, S OBP: 0.464, SLG: 0.477 (1, 9)	0-0 F8	0-0 F8	0-0 4-3 1B	0-0 4-3 1B	0-3 K	0-0 K	0-0 K	0-0 K	0-0 K	5	2	3	2	0	1	0	San Francisco Giants @ Cincinnati Reds Crosley Field, Cincinnati, OH Fri Apr 17 1970, 6:05 PM EST Att: 22,094 - Unknown										
Tommy Helms, R OBP: 0.232, SLG: 0.255 (1, 4)	0-0 FC6-4 1B	0-0 FC6-4 1B	0-0 4-3 1B	0-0 4-3 1B	0-0 F9	0-0 F9	0-0 F9	0-0 F9	0-0 F9	4	0	2	0	0	0	1											
Bobby Tolan, L OBP: 0.259, SLG: 0.473 (1, 8)	0-3 K	0-3 K	0-0 F8	0-0 F8	0-0 F9	0-0 F9	0-0 F9	0-0 F9	0-0 F9	4	1	1	0	1	1	2											
Tony Perez, R OBP: 0.509, SLG: 0.761 (1, 5)	0-0 FC6-4	0-0 FC6-4	0-0 6-3	0-0 6-3	0-0 6-3	0-0 6-3	0-0 6-3	0-0 6-3	0-0 6-3	4	1	2	3	1	0	1											
Johnny Bench, R OBP: 0.222, SLG: 0.444 (1, 2)	0-0 5-3	0-0 5-3	0-0 5-3	0-0 5-3	0-0 5-3	0-0 5-3	0-0 5-3	0-0 5-3	0-0 5-3	4	1	1	1	0	1	4											
Lee May, R OBP: 0.414, SLG: 0.808 (1, 3)	4-0 FC6-4 BB	4-0 FC6-4 BB	0-0 FC6-4 BB	0-0 FC6-4 BB	0-0 FC6-4 BB	0-0 FC6-4 BB	0-0 FC6-4 BB	0-0 FC6-4 BB	0-0 FC6-4 BB	3	1	1	1	1	0	1											
Bernie Carbo, L OBP: 0.462, SLG: 0.676 (1, 7)	0-3 K	0-3 K	0-0 K	0-0 K	0-0 K	0-0 K	0-0 K	0-0 K	0-0 K	4	0	1	0	0	2	1											
Dave Concepcion, R OBP: 0.244, SLG: 0.282 (7, PH)	0-0 FC6-4	0-0 FC6-4	0-0 FC6-4	0-0 FC6-4	0-0 FC6-4	0-0 FC6-4	0-0 FC6-4	0-0 FC6-4	0-0 FC6-4	2	0	0	0	0	0	2											
Jimmy Stewart, S OBP: 0.273, SLG: 0.111 (8, 6)	0-0 FC6-4	0-0 FC6-4	0-0 FC6-4	0-0 FC6-4	0-0 FC6-4	0-0 FC6-4	0-0 FC6-4	0-0 FC6-4	0-0 FC6-4	1	0	0	0	0	1	0											
Darrel Chaney, S OBP: 0.375, SLG: 0.500 (8, 6)	0-0 FC6-4	0-0 FC6-4	0-0 FC6-4	0-0 FC6-4	0-0 FC6-4	0-0 FC6-4	0-0 FC6-4	0-0 FC6-4	0-0 FC6-4	1	0	0	0	0	0	0											
Gary Nolan, R OBP: 0.200, SLG: 0.111 (1, 1)	0-0 K	0-0 K	0-3 K	0-3 K	0-0 K	0-0 K	0-0 K	0-0 K	0-0 K	2	0	0	0	0	1	1											
Tony Cloninger, R OBP: 0.333, SLG: 0.333 (7, PH)	0-0 FC6-4	0-0 FC6-4	0-0 FC6-4	0-0 FC6-4	0-0 FC6-4	0-0 FC6-4	0-0 FC6-4	0-0 FC6-4	0-0 FC6-4	0	0	0	0	0	0	0											
Angel Bravo, L OBP: 1.000, SLG: 1.000 (7, PH)	0-0 K	0-0 K	0-0 K	0-0 K	0-0 K	0-0 K	0-0 K	0-0 K	0-0 K	0	1	0	0	1	0	0											
Wayne Granger, R (8, 1)	0-0 K	0-0 K	0-0 K	0-0 K	0-0 K	0-0 K	0-0 K	0-0 K	0-0 K	0	0	0	0	0	0	0											
Hal McRae, R OBP: 0.235, SLG: 0.412 (9, PH)	0-0 K	0-0 K	0-0 K	0-0 K	0-0 K	0-0 K	0-0 K	0-0 K	0-0 K	1	1	1	1	0	0	0											
Inning Stats	R: 0 E: 0 K: 1 S: 6	H: 1 LOB: 1 BB: 0 P: 6	R: 0 E: 0 K: 1 S: 5	H: 0 LOB: 1 BB: 1 P: 9	R: 0 E: 0 K: 1 S: 6	H: 1 LOB: 1 BB: 0 P: 6	R: 2 E: 0 K: 0 S: 6	H: 3 LOB: 1 BB: 0 P: 6	R: 0 E: 0 K: 1 S: 5	H: 0 LOB: 0 BB: 0 P: 5	R: 0 E: 0 K: 1 S: 5	H: 1 LOB: 0 BB: 0 P: 5	R: 2 E: 0 K: 2 S: 10	H: 3 LOB: 3 BB: 2 P: 18	R: 0 E: 0 K: 0 S: 3	H: 0 LOB: 0 BB: 0 P: 3	R: 4 E: 0 K: 0 S: 4	H: 3 LOB: 0 BB: 1 P: 8	R: 1 E: 0 K: 0 S: 3	H: 3 LOB: 0 BB: 1 P: 8	1B: 7 2B: 0 3B: 0 HR: 5	SF: 0 SAC: 1 DP: 1 HBP: 0	WP: 0 PB: 0 SB: 0 CS: 0	PA: 40			
PITCHER	IP	WLS	BF	H	R	ER	SO	BB	IBB	HBP	BLK	WP	HR	S	P	ERA	WHIP										
Rich Robertson, R ERA: 7.47	(1, 1)	6.2	29	8	4	4	7	2	0	0	0	0	0	41	49	5.40	1.500										
Ron Bryant, L ERA: 2.45	(7, 1)	0.0	1	1	0	0	0	0	0	0	0	0	0	1	1	∞	∞										
Don McMahon, R ERA: 5.23	(7, 1)	1.1	L	7	2	2	0	1	0	0	0	0	1	6	10	13.50	2.250										
Frank Linzy, R ERA: 5.11	(9, 1)	0.1	3	1	2	2	0	0	1	0	0	0	1	2	6	54.00	3.000										

AB	35
R	8
H	12
RBI	8
BB	4
SO	7
LOB	13



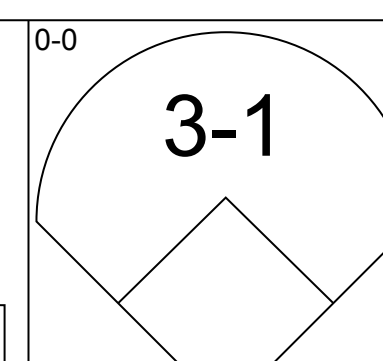
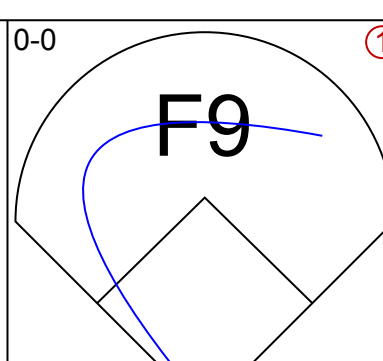
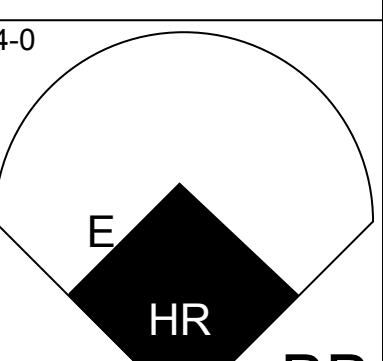
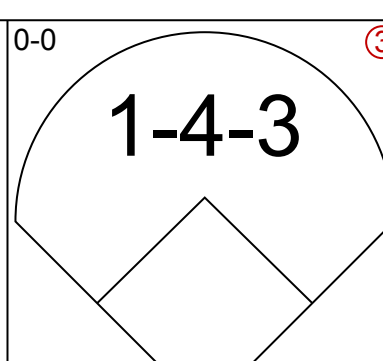
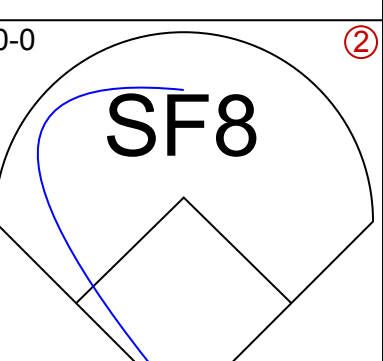
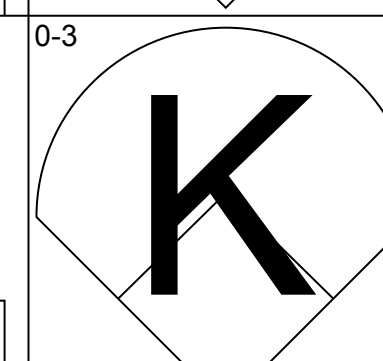
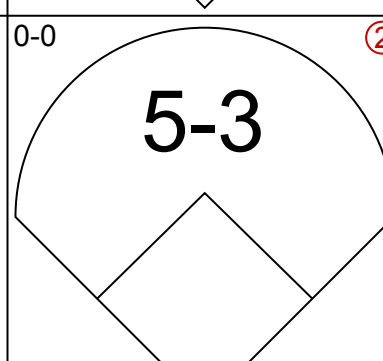
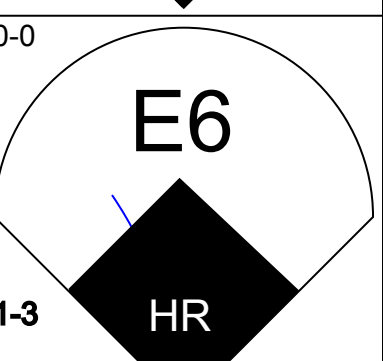
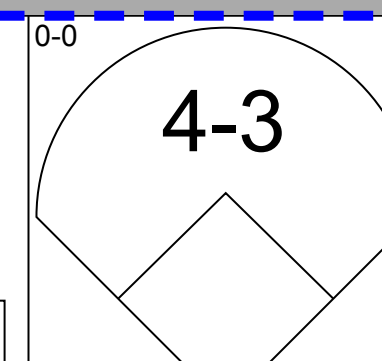
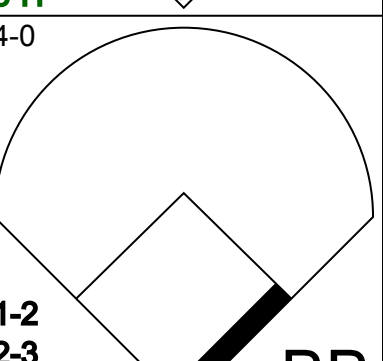
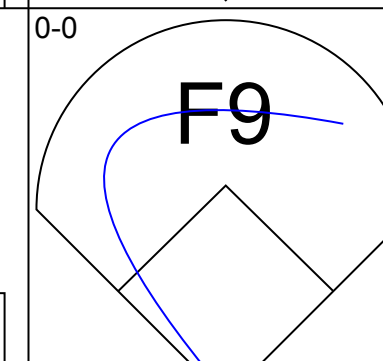
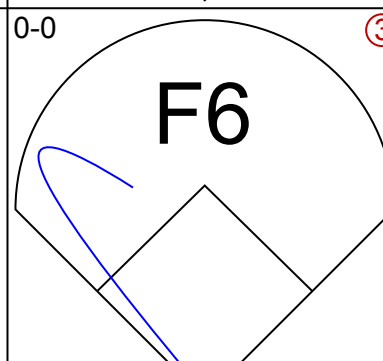
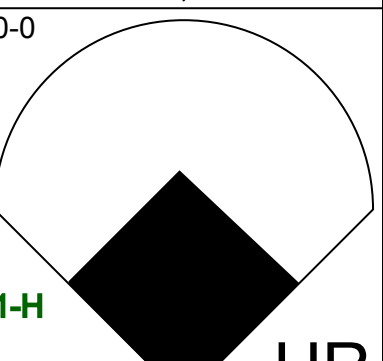
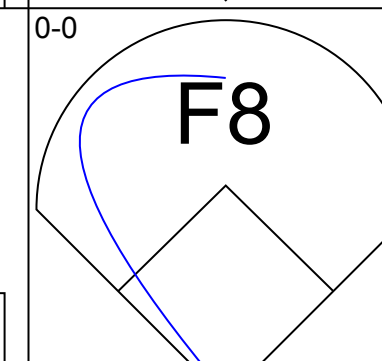
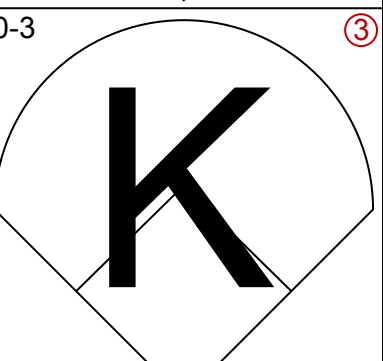
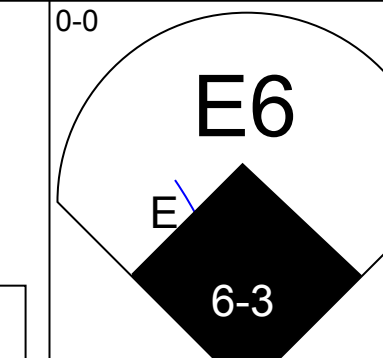
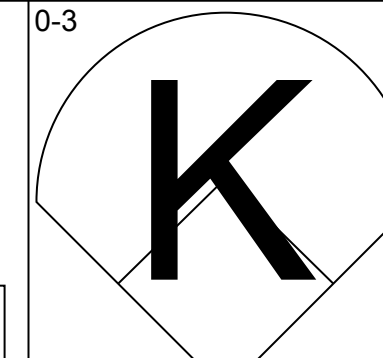
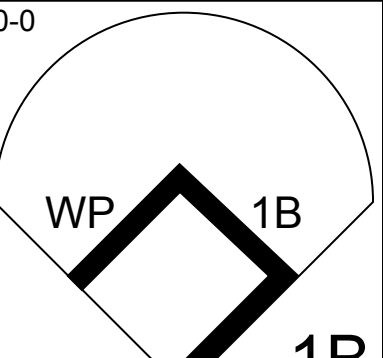

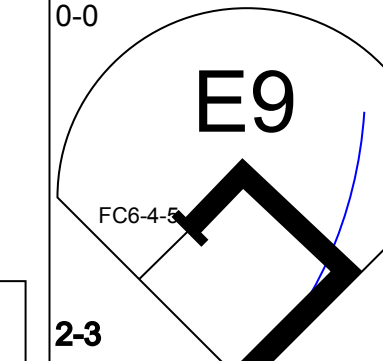
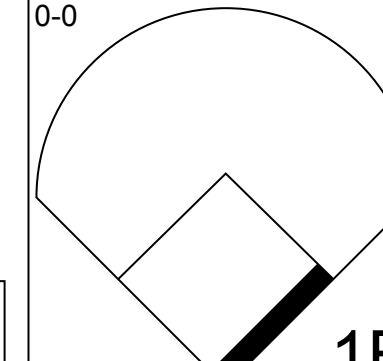
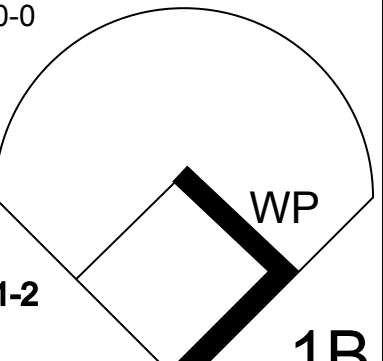
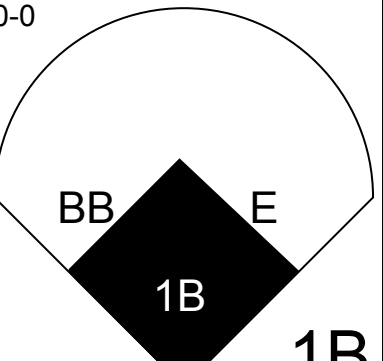
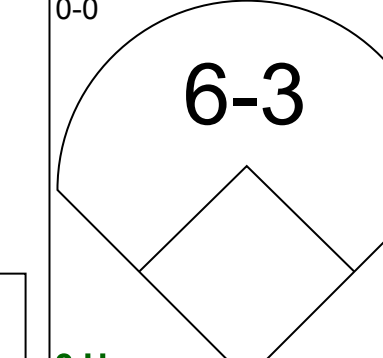
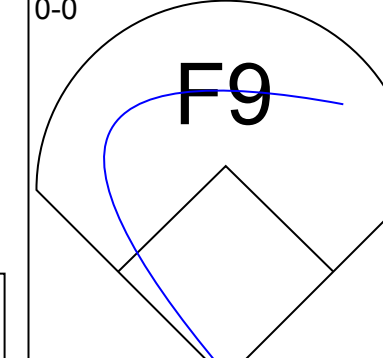
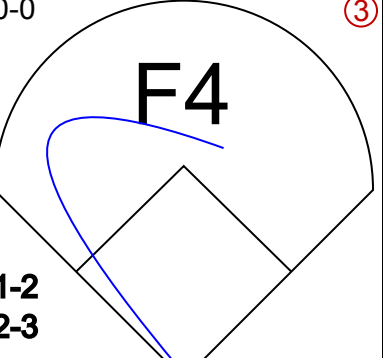
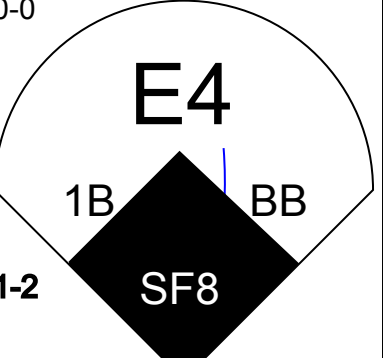
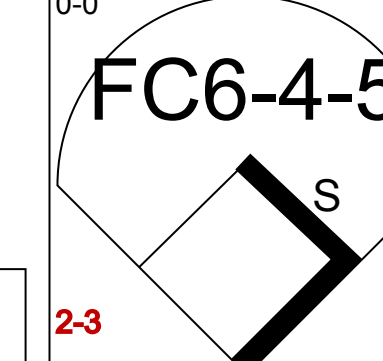
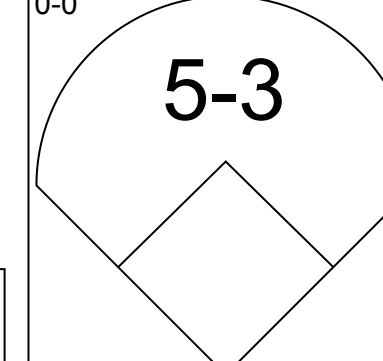
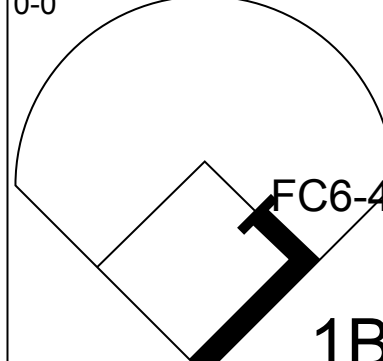
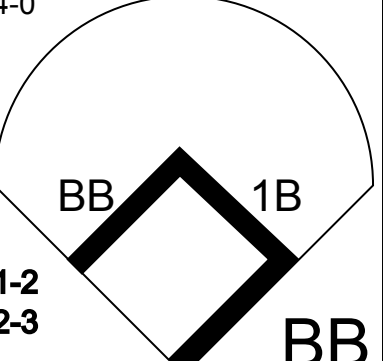
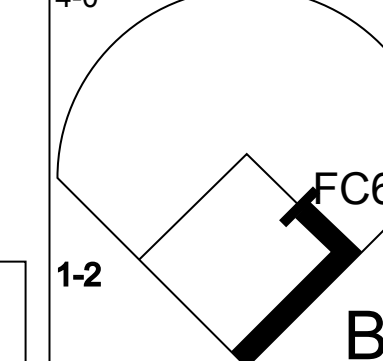
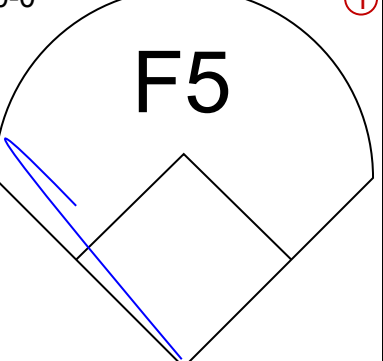
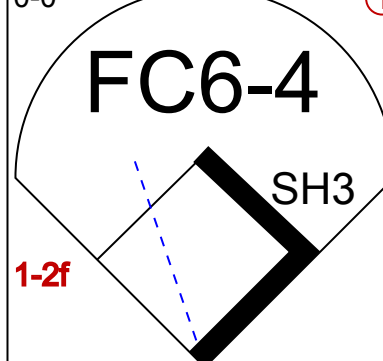
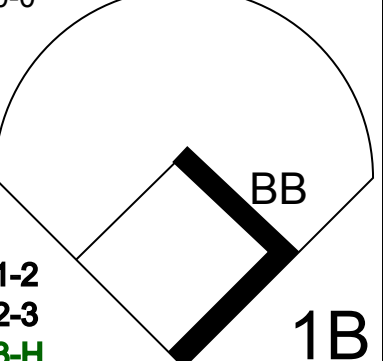
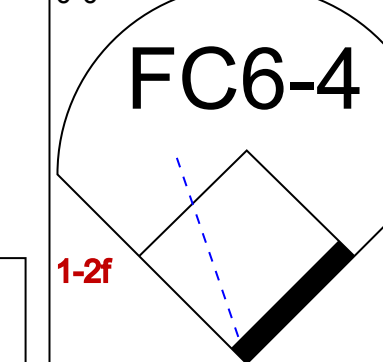

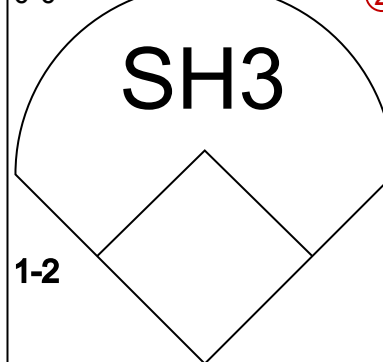
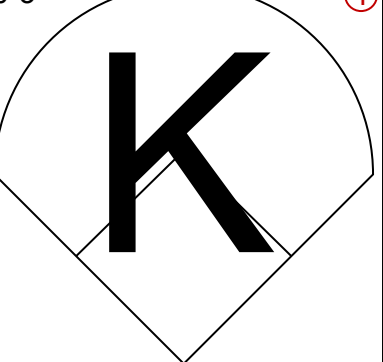
Batter	1	2	3	4	5	6	7	8	9	AB	R	H	RBI	BB	SO	LOB	TOP					
Bob Heise, R OBP: 0.343, SLG: 0.313 (1,6)	4-3		K		F8		F8			4	0	0	0	0	1	1	San Francisco Giants @ Cincinnati Reds Crosley Field, Cincinnati, OH Sun Apr 19 1970, 3:33 AM EST Att: 31,569 - Unknown livebaseballscorecards.com					
Ron Hunt, R OBP: 0.406, SLG: 0.500 (1,4)	F4		BB		BB		F6			2	0	0	0	2	0	1						
Ken Henderson, S OBP: 0.576, SLG: 0.627 (1,9)			BB		K					3	0	1	0	1	2	1						
Willie McCovey, L OBP: 0.438, SLG: 0.489 (1,3)			BB							2	0	0	0	2	0	2						
Bobby Bonds, R OBP: 0.424, SLG: 0.415 (1,8)										4	0	0	0	0	2	3						
Al Gallagher, R OBP: 0.431, SLG: 0.491 (1,5)										3	0	0	0	1	0	1						
Russ Gibson, R OBP: 0.222, SLG: 0.235 (1,2)										4	0	0	0	0	1	3						
Bob Taylor, L OBP: 0.375, SLG: 0.167 (1,7)										2	0	0	0	1	0	2						
Gaylord Perry, R Don Mason, L (7, PH) Ron Bryant, S Frank Linzy, R Steve Whitaker, L (9, PH)										2	0	0	0	0	2	1						
Inning Stats	R: 0 E: 0 K: 1 S: 6	H: 1 LOB: 2 BB: 1 P: 10	R: 0 E: 1 K: 2 S: 8	H: 0 LOB: 1 BB: 0 P: 8	R: 0 E: 0 K: 1 S: 4	H: 0 LOB: 1 BB: 2 P: 12	R: 0 E: 0 K: 0 S: 3	H: 0 LOB: 1 BB: 1 P: 7	R: 0 E: 0 K: 1 S: 7	H: 0 LOB: 1 BB: 1 P: 11	R: 0 E: 0 K: 0 S: 5	H: 0 LOB: 1 BB: 1 P: 9	R: 0 E: 0 K: 1 S: 3	H: 0 LOB: 0 BB: 1 P: 7	R: 0 E: 0 K: 1 S: 5	H: 0 LOB: 0 BB: 0 P: 5		R: 0 E: 0 K: 1 S: 5	H: 0 LOB: 1 BB: 0 P: 6	1B: 0 2B: 1 3B: 0 HR: 0	SF: 0 SAC: 0 DP: 1 HBP: 1	WP: 0 PB: 1 SB: 0 CS: 0
PITCHER Wayne Simpson, R ERA: 0.36 (1,1)	IP: 9.0 WLS: W BF: 36 H: 1 R: 0 ER: 0 SO: 9 BB: 6 IBB: 1 HBP: 1 BLK: 0 WP: 0 HR: 0 S: 46 P: 75 ERA: 0.00 WHIP: 0.778															PITCHER						

Batter	1	2	3	4	5	6	7	8	9	AB	R	H	RBI	BB	SO	LOB	BOTTOM			
Pete Rose, S OBP: 0.424, SLG: 0.415 (1,9)	4-3	5-3			K		E6	F8		5	1	0	0	0	1	2	San Francisco Giants @ Cincinnati Reds Crosley Field, Cincinnati, OH Sun Apr 19 1970, 3:33 AM EST Att: 31,569 - Unknown livebaseballscorecards.com			
Tommy Helms, R OBP: 0.242, SLG: 0.262 (1,4)	6-3		F3		1B		1B	F9		5	2	2	0	0	0	0				
Bobby Tolan, L OBP: 0.313, SLG: 0.508 (1,8)			F7		1B		1B			4	2	3	1	0	0	0				
Tony Perez, R OBP: 0.563, SLG: 0.827 (1,5)					BB		FC5-4			3	1	3	4	1	0	0				
Johnny Bench, R OBP: 0.222, SLG: 0.419 (1,2)	F9		K		BB		F3			3	0	0	0	1	1	3				
Lee May, R OBP: 0.395, SLG: 0.765 (1,3)								FC5-4		4	0	0	1	0	0	4				
Bernie Carbo, L OBP: 0.458, SLG: 0.590 (1,7)										2	0	0	0	2	0	0				
Woody Woodward, R OBP: 0.125, SLG: 0.125 (1,6)										4	0	0	0	0	1	3				
Wayne Simpson, R OBP: 0.100, SLG: 0.100 (1,1)										4	0	0	0	0	2	2				
Inning Stats	R: 2 E: 0 K: 0 S: 5	H: 2 LOB: 0 BB: 0 P: 5	R: 0 E: 1 K: 1 S: 6	H: 0 LOB: 2 BB: 1 P: 10	R: 0 E: 0 K: 1 S: 5	H: 0 LOB: 1 BB: 1 P: 9	R: 0 E: 0 K: 1 S: 5	H: 0 LOB: 0 BB: 0 P: 5	R: 1 E: 0 K: 1 S: 8	H: 3 LOB: 3 BB: 1 P: 12	R: 0 E: 0 K: 0 S: 3	H: 0 LOB: 0 BB: 0 P: 3	R: 3 E: 1 K: 0 S: 7	H: 3 LOB: 2 BB: 1 P: 11	R: 0 E: 0 K: 1 S: 5	H: 0 LOB: 0 BB: 0 P: 5		1B: 7 2B: 0 3B: 0 HR: 1	SF: 0 SAC: 0 DP: 0 HBP: 0	WP: 0 PB: 0 SB: 1 CS: 0
PITCHER Gaylord Perry, R ERA: 4.65 (7,1) Ron Bryant, L ERA: 3.07 (7,1) Frank Linzy, R ERA: 4.4 (7,1)	IP: 6.0 WLS: L BF: 27 H: 3 R: 3 ER: 3 SO: 4 BB: 3 IBB: 0 HBP: 0 BLK: 0 WP: 0 HR: 1 S: 32 P: 44 ERA: 4.50 WHIP: 1.333															PITCHER				

Batter	1	2	3	4	5	6	7	8	9	AB	R	H	RBI	BB	SO	LOB	TOP					
Bobby Bonds, R (1, 9) OBP: 0.443, SLG: 0.429										3	0	2	0	1	1	0	San Francisco Giants @ Philadelphia Phillies Shibe Park, Philadelphia, PA Wed Apr 22 1970, 3:33 AM EST Att: 6,045 - Unknown					
Ron Hunt, R (1, 4) OBP: 0.417, SLG: 0.485										3	0	1	0	1	0	4						
Willie Mays, R (1, 8) OBP: 0.356, SLG: 0.378										4	0	0	0	0	2	4						
Willie McCovey, L (1, 3) OBP: 0.426, SLG: 0.458										3	0	0	0	1	2	1						
Ken Henderson, S (1, 7) OBP: 0.571, SLG: 0.611										3	1	1	0	1	0	2						
Dick Dietz, R (1, 2) OBP: 0.458, SLG: 0.791										4	0	0	0	0	2	2						
Al Gallagher, R (1, 5) OBP: 0.420, SLG: 0.467										3	0	0	0	1	1	0						
Bob Heise, R (1, 6) OBP: 0.333, SLG: 0.306										4	0	1	1	0	1	0						
Rich Robertson, R (1, 1) Tito Fuentes, S (7, PH) Frank Reberger, L (7, 1) Steve Whitaker, L (9, PH) OBP: 0.227, SLG: 0.211										2	0	0	0	0	0	0						
Inning Stats	R: 0 E: 0 K: 1 S: 5	H: 0 LOB: 2 BB: 2 P: 13	R: 0 E: 0 K: 0 S: 3	H: 0 LOB: 0 BB: 0 P: 3	R: 0 E: 0 K: 1 S: 6	H: 1 LOB: 1 BB: 0 P: 6	R: 0 E: 0 K: 1 S: 5	H: 0 LOB: 0 BB: 0 P: 5	R: 0 E: 0 K: 0 S: 3	H: 0 LOB: 2 BB: 0 P: 3	R: 0 E: 0 K: 1 S: 6	H: 2 LOB: 1 BB: 0 P: 6	R: 1 E: 0 K: 2 S: 9	H: 2 LOB: 3 BB: 2 P: 17	R: 0 E: 0 K: 3 S: 7	H: 0 LOB: 1 BB: 1 P: 11		R: 0 E: 0 K: 3 S: 9	H: 0 LOB: 0 BB: 0 P: 9	1B: 5 2B: 0 3B: 0 HR: 0	SF: 0 SAC: 0 DP: 1 HBP: 0	WP: 0 PB: 0 SB: 0 CS: 0
PITCHER	IP	WLS	BF	H	R	ER	SO	BB	IBB	HBP	BLK	WP	HR	S	P	ERA	WHIP					
Woodie Fryman, L (1, 1) ERA: 2.45	6.2	W	28	5	1	1	6	4	0	0	0	0	0	36	52	1.35	1.350					
Dick Selma, R (7, 1) ERA: 1.93	2.1	S	8	0	0	0	5	1	0	0	0	0	0	17	21	0.00	0.429					

AB	31
R	1
H	5
RBI	1
BB	5
SO	11
LOB	15



Batter	1	2	3	4	5	6	7	8	9	AB	R	H	RBI	BB	SO	LOB	BOTTOM					
Denny Doyle, L (1, 4) OBP: 0.321, SLG: 0.449										3	1	0	1	1	0	1	San Francisco Giants @ Philadelphia Phillies Shibe Park, Philadelphia, PA Wed Apr 22 1970, 3:33 AM EST Att: 6,045 - Unknown					
Don Money, R (1, 5) OBP: 0.429, SLG: 0.541										4	1	0	0	1	1	1						
John Briggs, L (1, 7) OBP: 0.204, SLG: 0.200										5	1	1	3	0	1	3						
Deron Johnson, R (1, 3) OBP: 0.265, SLG: 0.432										4	1	1	0	0	1	0						
Tim McCarver, L (1, 2) OBP: 0.378, SLG: 0.442										4	1	3	0	0	0	1						
Larry Hise, R (1, 8) OBP: 0.327, SLG: 0.333										4	1	0	1	0	0	5						
Byron Browne, R (1, 9) OBP: 0.450, SLG: 0.438										3	0	1	0	1	0	2						
Larry Bowa, S (1, 6) OBP: 0.260, SLG: 0.182										3	0	1	1	1	0	1						
Woodie Fryman, R (1, 1) Dick Selma, R (7, 1)										2	0	0	0	0	0	2						
Inning Stats	R: 0 E: 0 K: 1 S: 5	H: 0 LOB: 0 BB: 0 P: 5	R: 1 E: 2 K: 0 S: 5	H: 0 LOB: 2 BB: 1 P: 9	R: 0 E: 0 K: 0 S: 3	H: 0 LOB: 0 BB: 0 P: 3	R: 0 E: 0 K: 1 S: 6	H: 1 LOB: 1 BB: 0 P: 6	R: 3 E: 1 K: 0 S: 7	H: 3 LOB: 2 BB: 1 P: 11	R: 0 E: 0 K: 0 S: 4	H: 1 LOB: 1 BB: 0 P: 4	R: 0 E: 0 K: 0 S: 3	H: 0 LOB: 0 BB: 0 P: 3	R: 2 E: 1 K: 2 S: 10	H: 2 LOB: 3 BB: 2 P: 18		R: 0 E: 0 K: 3 S: 9	H: 2 LOB: 2 BB: 2 P: 18	1B: 6 2B: 0 3B: 0 HR: 1	SF: 1 SAC: 1 DP: 0 HBP: 0	WP: 1 PB: 0 SB: 1 CS: 0
PITCHER	IP	WLS	BF	H	R	ER	SO	BB	IBB	HBP	BLK	WP	HR	S	P	ERA	WHIP					
Rich Robertson, R (1, 1) ERA: 5.4	6.0	L	28	5	4	0	2	2	0	0	0	0	0	30	38	0.00	1.167					
Frank Reberger, R (7, 1) ERA: 10.54	2.0		11	2	2	0	2	2	0	0	0	0	0	13	21	0.00	2.000					

AB	33
R	6
H	7
RBI	6
BB	4
SO	4
LOB	19





Batter	1	2	3	4	5	6	7	8	9	AB	R	H	RBI	BB	SO	LOB	TOP			
Mack Jones, L (1,7) OBP: 0.214, SLG: 0.135	F7		6-3		G4-6-3 BB		E7 1B		4-1	4	0	1	1	1	0	1	Montreal Expos @ San Francisco Giants Candlestick Park, San Francisco, CA Fri Apr 24 1970, 9:05 PM EST Att: 4,600 - Unknown livebaseballscorecards.com			
Mary Staehle, L (1,4) OBP: 0.300, SLG: 0.314 Dan McGinn, L (7,1) Howie Reed, R (7,1) Carroll Sembera, R (8,1)	F9				G4-6-3		F6 1B			4	0	1	0	0	0	5				
Rusty Staub, L (1,9) OBP: 0.479, SLG: 0.553	4-3						K		SF8 3B	3	1	1	0	1	1	0				
Ron Fairly, L (1,3) OBP: 0.375, SLG: 0.400							F7		SF8	3	1	1	1	0	0	2				
Jim Fairey, L (1,8) OBP: 0.308, SLG: 0.417							F7		F5	3	0	1	0	0	0	0				
Jack Hiatt, R (1,2) OBP: 0.444, SLG: 0.400 Remy Hermoso, R (7,PR) Jim Qualls, S (8,PH)	K						K		G3	2	0	0	0	1	2	3				
Coco Laboy, R (1,5) OBP: 0.209, SLG: 0.154							K		SH1-4 BB	0	1	0	0	0	0	0				
Bobby Wine, R (1,6) OBP: 0.341, SLG: 0.282	F4						K		6-3	4	0	1	0	0	1	3				
Gary Waslewski, R (1,1) Bob Bailey, R (7,PH) John Boccabella, R (7,2) John Boccabella, R (7,2) John Boccabella, R (7,2)							K			2	0	0	0	0	2	1				
							K			0	0	0	0	1	0	0				
										1	0	1	0	0	0	0				
Inning Stats	R: 0 E: 0 K: 0 S: 3	H: 0 LOB: 0 BB: 0 P: 3	R: 1 E: 0 K: 1 S: 6	H: 1 LOB: 1 BB: 0 P: 7	R: 0 E: 0 K: 1 S: 6	H: 1 LOB: 2 BB: 1 P: 10	R: 0 E: 0 K: 2 S: 7	H: 1 LOB: 0 BB: 0 P: 7	R: 0 E: 0 K: 1 S: 5	H: 0 LOB: 0 BB: 0 P: 5	R: 1 E: 0 K: 1 S: 6	H: 1 LOB: 3 BB: 2 P: 14	R: 1 E: 0 K: 0 S: 4	H: 1 LOB: 0 BB: 0 P: 4	R: 0 E: 0 K: 0 S: 4	H: 1 LOB: 1 BB: 0 P: 4	1B: 6 2B: 0 3B: 1 HR: 0	SF: 1 SAC: 1 DP: 1 HBP: 1	WP: 0 PB: 0 SB: 2 CS: 1	PA: 37
PITCHER Gaylord Perry, R (1,1) ERA: 4.28	IP: 9.0 WLS: W BF: 37 H: 7 R: 3 ER: 3 SO: 7 BB: 4 IBB: 0 HBP: 1 BLK: 0 WP: 0 HR: 0 S: 46 P: 63 ERA: 3.00 WHIP: 1.222															PITCHER				

Batter	1	2	3	4	5	6	7	8	9	AB	R	H	RBI	BB	SO	LOB	BOTTOM
Bobby Bonds, R (1,9) OBP: 0.453, SLG: 0.450	G3 BB 1B	F9			1-3		HR BB	WP 2B		4	3	2	0	1	0	0	Montreal Expos @ San Francisco Giants Candlestick Park, San Francisco, CA Fri Apr 24 1970, 9:05 PM EST Att: 4,600 - Unknown livebaseballscorecards.com
Ron Hunt, R (1,4) OBP: 0.439, SLG: 0.556	BB G3 FC6-4 BB		5-3		1-3		HR BB	WP BB		3	3	1	3	2	0	0	
Willie Mays, R (1,8) OBP: 0.360, SLG: 0.390	G3		K		K		HR BB	WP 1B 2B		4	2	1	0	1	2	2	
Willie McCovey, L (1,3) OBP: 0.417, SLG: 0.431 Bob Burda, L (8,3) OBP: 0.500, SLG: 0.200	FC6-4 BB IBB		F8		K		K	G3		3	0	0	0	1	2	1	
Ken Henderson, S (1,7) OBP: 0.573, SLG: 0.596	FC6-4 BB				F8		F2	HR 1B		3	1	1	1	2	0	0	
Dick Dietz, R (1,2) OBP: 0.491, SLG: 0.854	FC6-4				G3 1B		1B	HR 1B		5	1	4	5	0	0	2	
Al Gallagher, R (1,5) OBP: 0.392, SLG: 0.431	K				G3		K	F9		5	0	0	0	0	2	6	
Hal Lanier, R (1,6) OBP: 0.261, SLG: 0.150			1-3					4-3		3	0	0	0	1	0	0	
Gaylord Perry, R (1,1) OBP: 0.125, SLG: 0.188	K				1-3			HR 2B		4	2	2	0	0	1	2	
										1B: 6 2B: 3 3B: 0 HR: 2	SF: 0 SAC: 0 DP: 0 HBP: 0	WP: 3 PB: 0 SB: 1 CS: 0	PA: 43				
Inning Stats	R: 2 E: 0 K: 1 S: 6	H: 1 LOB: 2 BB: 3 P: 18	R: 0 E: 0 K: 1 S: 5	H: 0 LOB: 0 BB: 0 P: 5	R: 0 E: 0 K: 0 S: 4	H: 1 LOB: 2 BB: 1 P: 8	R: 0 E: 0 K: 2 S: 8	H: 1 LOB: 0 BB: 0 P: 8	R: 6 E: 0 K: 1 S: 9	H: 4 LOB: 0 BB: 2 P: 17	R: 4 E: 0 K: 0 S: 7	H: 4 LOB: 2 BB: 2 P: 15	1B: 6 2B: 3 3B: 0 HR: 2	SF: 0 SAC: 0 DP: 0 HBP: 0	WP: 3 PB: 0 SB: 1 CS: 0	PA: 43	
PITCHER Gary Waslewski, R (1,1) ERA: 2.7 Dan McGinn, L (7,1) ERA: 10.8 Howie Reed, R (7,1) ERA: 8.59 Carroll Sembera, R (8,1) ERA: 22.09	IP: 6.0 WLS: L BF: 7 H: 3 R: 5 ER: 5 SO: 1 BB: 2 IBB: 0 HBP: 0 BLK: 0 WP: 0 HR: 1 S: 33 P: 49 ERA: 67.50 WHIP: 7.500															PITCHER	



Batter	1	2	3	4	5	6	7	8	9	AB	R	H	RBI	BB	SO	LOB	TOP					
Gary Sutherland, R OBP: 0.167, SLG: 0.167	F8		F4	F3			F8		E	5	1	1	1	0	0	3	Montreal Expos @ San Francisco Giants Candlestick Park, San Francisco, CA Sat Apr 25 1970, 6:33 AM EST Att: 27,966 - Unknown					
Mack Jones, L OBP: 0.281, SLG: 0.175 Coco Laboy, R OBP: 0.205, SLG: 0.150	3-1 BB		1B	1B		K	E 1B		K	3	0	2	0	1	1	0						
Rusty Staub, L OBP: 0.491, SLG: 0.548	3-1 BB		1-2 1B			F8	E8		F6	4	0	2	1	1	0	1						
Ron Fairly, L OBP: 0.358, SLG: 0.378	3-1		F8			F4	F4		E9	5	1	1	0	0	0	6						
Bob Bailey, R OBP: 0.273, SLG: 0.222 Jim Qualls, S	K		K			K			F9	4	1	0	0	1	3	4						
Jack Hiatt, R OBP: 0.522, SLG: 0.444						K			BB	3	1	2	0	2	1	0						
Adolfo Phillips, R OBP: 0.317, SLG: 0.314 Jim Fairley, L OBP: 0.357, SLG: 0.417	F7		K			6-3			K	4	0	0	0	0	2	3						
Bobby Wine, R OBP: 0.347, SLG: 0.318	F6								2B	5	0	2	3	0	0	2						
Joe Sparma, R Many Staehle, L OBP: 0.317, SLG: 0.314 Dan McGinn, L Ron Brand, R OBP: 0.182, SLG: 0.200 Claude Raymond, R	1-3		1-3			FC1-5			2B	2	0	0	0	0	0	3						
									1B	0	1	0	0	1	0	0						
									BB	2	1	1	0	0	0	1						
										0	0	0	0	0	0	0						
Inning Stats	R: 0 E: 0 K: 1 S: 5	H: 0 LOB: 2 BB: 2 P: 13	R: 0 E: 0 K: 0 S: 4	H: 1 LOB: 0 BB: 0 P: 4	R: 0 E: 0 K: 1 S: 7	H: 2 LOB: 2 BB: 0 P: 7	R: 0 E: 0 K: 1 S: 7	H: 2 LOB: 2 BB: 0 P: 7	R: 0 E: 0 K: 0 S: 5	H: 0 LOB: 0 BB: 0 P: 5	R: 0 E: 0 K: 2 S: 7	H: 0 LOB: 0 BB: 0 P: 7	R: 1 E: 1 K: 0 S: 5	H: 2 LOB: 2 BB: 1 P: 9	R: 0 E: 0 K: 1 S: 5	H: 0 LOB: 1 BB: 1 P: 9	R: 6 E: 1 K: 1 S: 9	H: 4 LOB: 1 BB: 3 P: 21	1B: 9 2B: 2 3B: 0 HR: 0	SF: 0 SAC: 0 DP: 0 HBP: 0	WP: 1 PB: 0 CS: 0	PA: 45
PITCHER	IP WLS BF H R ER SO BB IBB HBP BLK WP HR S P ERA WHIP																					
Juan Marichal, R ERA: 4.5	(1, 1) 5.0 22 5 0 0 4 2 0 0 0 0 0 0 28 36 0.00 1.400																					
Frank Linzy, R ERA: 4.32	(6, 1) 1.2 8 2 1 1 2 1 0 0 0 0 0 0 11 15 5.40 1.800																					
Ron Bryant, L ERA: 7.84	(7, 1) 2.0 L 10 3 3 3 2 1 0 0 0 0 1 0 13 17 13.50 2.000																					
Don McMahon, R ERA: 10.29	(9, 1) 0.0 4 1 3 3 0 3 0 0 0 0 0 0 1 13 ∞ ∞																					
Frank Reberger, R ERA: 10.29	(9, 1) 0.1 1 0 0 0 0 0 0 0 0 0 0 0 1 1 0.00 0.000																					
Batter	1	2	3	4	5	6	7	8	9	AB	R	H	RBI	BB	SO	LOB	BOTTOM					
Bobby Bonds, R OBP: 0.463, SLG: 0.500	HR	1B		K				4-3		4	1	2	2	1	1	1	Montreal Expos @ San Francisco Giants Candlestick Park, San Francisco, CA Sat Apr 25 1970, 6:33 AM EST Att: 27,966 - Unknown					
Ron Hunt, R OBP: 0.435, SLG: 0.525	6-3	1B				G3 WP	K		F4	4	0	1	0	1	1	1						
Ken Henderson, S OBP: 0.538, SLG: 0.548	4-3	G6-4-3				G3			F5	5	0	0	0	0	0	4						
Willie McCovey, L OBP: 0.429, SLG: 0.426	BB			G3						3	0	1	0	2	0	0						
Dick Dietz, R OBP: 0.500, SLG: 0.824	1B					IBB			1B	3	0	1	0	2	1	3						
Al Gallacher, R OBP: 0.372, SLG: 0.406	BB					K			F8	4	0	0	0	0	0	6						
Bob Taylor, L OBP: 0.366, SLG: 0.143 Willie Mays, R OBP: 0.373, SLG: 0.405	5-3			F8		6-3				4	0	0	0	0	0	6						
										2	0	0	0	1	0	1						
										1	0	1	0	0	0	0						
										3	2	1	1	0	0	1						
										2	0	0	0	0	0	1						
										1	0	0	0	0	1	0						
										1	0	0	0	0	1	1						
										0	0	0	0	0	0	0						
										0	0	0	0	0	0	0						
Inning Stats	R: 1 E: 0 K: 0 S: 4	H: 1 LOB: 2 BB: 2 P: 12	R: 1 E: 1 K: 0 S: 5	H: 2 LOB: 1 BB: 1 P: 9	R: 0 E: 0 K: 0 S: 3	H: 0 LOB: 1 BB: 1 P: 7	R: 0 E: 0 K: 1 S: 5	H: 0 LOB: 0 BB: 0 P: 5	R: 0 E: 0 K: 1 S: 5	H: 0 LOB: 2 BB: 2 P: 13	R: 1 E: 0 K: 2 S: 8	H: 1 LOB: 1 BB: 1 P: 12	R: 0 E: 0 K: 0 S: 4	H: 1 LOB: 1 BB: 0 P: 4	R: 0 E: 0 K: 1 S: 6	H: 1 LOB: 1 BB: 0 P: 6	R: 0 E: 0 K: 0 S: 4	H: 1 LOB: 1 BB: 0 P: 4	1B: 5 2B: 0 3B: 0 HR: 2	SF: 0 SAC: 1 DP: 1 HBP: 0	WP: 1 PB: 0 CS: 0	PA: 41
PITCHER	IP WLS BF H R ER SO BB IBB HBP BLK WP HR S P ERA WHIP																					
Joe Sparma, R ERA: 5.09	(1, 1) 6.0 29 4 3 2 4 5 2 0 0 0 0 0 2 30 58 3.00 1.500																					
Dan McGinn, L ERA: 7.71	(7, 1) 2.0 W 8 2 0 0 1 0 0 0 0 0 0 0 10 10 0.00 1.000																					
Claude Raymond, R ERA: 3.0	(9, 1) 1.0 S 4 1 0 0 0 0 0 0 0 0 0 0 4 4 0.00 1.000																					

Batter	1	2	3	4	5	6	7	8	9	AB	R	H	RBI	BB	SO	LOB	TOP			
Jim Qualls, S (1,8) Carroll Sembera, R (6,1) John Boccabella, R (9,PH) OBP: 0.143, SLG: 0.143	0-0 6-3			0-0 5-3		0-0 4-3		0-0 E6	3 0 0 1 0 0 1								Montreal Expos @ San Francisco Giants Candlestick Park, San Francisco, CA Sun Apr 26 1970, 6:33 AM EDT Unknown 			
Gary Sutherland, R (1,4) OBP: 0.136, SLG: 0.136	0-0 5-3			0-0 6-3		0-0 1-3		0-0 G6-4-3	4 0 0 0 0 0 2											
Rusty Staub, L (1,9) OBP: 0.456, SLG: 0.500	0-0 F3			0-0 G3			0-0 F5	0-0 6-3	4 0 0 0 0 0 0											
Bob Bailey, R (1,7) OBP: 0.280, SLG: 0.200		0-0 F5		0-0 G6-4-3	4-0 BB		0-0 F8		2 0 0 0 1 0 0											
Coco Laboy, R (1,5) OBP: 0.191, SLG: 0.140		0-0 G3		0-0 G6-4-3			0-0 F5		3 0 0 0 0 0 1											
Ron Fairly, L (1,3) OBP: 0.339, SLG: 0.354 (6,8)		0-3 K		0-3 K				0-0 1-3	3 0 0 0 0 2 0											
Ron Brand, R (1,2) OBP: 0.214, SLG: 0.231			0-0 1-3		0-0 2B	4-3 1B		0-0 F8	3 1 1 0 0 0 0											
Bobby Wine, R (1,6) OBP: 0.346, SLG: 0.319			0-0 F9		0-0 F9			0-0 FC4-6	3 0 1 0 0 0 1											
Bill Stoneman, R (1,1) OBP: 0.125, SLG: 0.250 (6,PH) Jack Hiatt, R (6,PH) OBP: 0.520, SLG: 0.500 (6,3)			0-3 K		0-0 4-3	1-3 2B		0-0 FC4-6	1 0 0 0 0 1 0 2 0 1 0 0 0 1											
Inning Stats	R: 0 E: 0 K: 0 S: 3	H: 0 LOB: 0 BB: 0 P: 3	R: 0 E: 0 K: 1 S: 5	H: 0 LOB: 0 BB: 0 P: 5	R: 0 E: 0 K: 1 S: 5	H: 0 LOB: 0 BB: 0 P: 5	R: 0 E: 0 K: 0 S: 3	H: 0 LOB: 0 BB: 1 P: 8	R: 1 E: 0 K: 0 S: 5	H: 2 LOB: 1 BB: 0 P: 5	R: 0 E: 0 K: 0 S: 3	H: 0 LOB: 0 BB: 0 P: 3	R: 0 E: 0 K: 0 S: 4	H: 1 LOB: 1 BB: 0 P: 4	R: 0 E: 1 K: 0 S: 3	H: 0 LOB: 0 BB: 0 P: 3	1B: 2 2B: 1 3B: 0 HR: 0	SF: 0 SAC: 0 DP: 2 HBP: 0	WP: 0 PB: 0 SB: 0 CS: 0	PA: 30
PITCHER Mike McCormick, L (1,1) ERA: 4.3	IP: 9.0 WLS: W BF: 30 H: 3 R: 1 ER: 1 SO: 3 BB: 1 IBB: 0 HBP: 0 BLK: 0 WP: 0 HR: 0 S: 35 P: 39 ERA: 1.00 WHIP: 0.444															PITCHER				

Batter	1	2	3	4	5	6	7	8	9	AB	R	H	RBI	BB	SO	LOB	BOTTOM			
Bobby Bonds, R (1,9) OBP: 0.482, SLG: 0.559	4-0 1B HR	0-0 1B		0-3 K		0-0 HR		0-0 WP	4 3 3 1 1 1 0								Montreal Expos @ San Francisco Giants Candlestick Park, San Francisco, CA Sun Apr 26 1970, 6:33 AM EDT Unknown 			
Ron Hunt, R (1,4) OBP: 0.471, SLG: 0.535	0-0 1B HR	0-0 1-3		0-0 S		1-0 1B HBP		4-0 WP	3 2 2 0 1 0 1											
Willie Mays, R (1,8) OBP: 0.393, SLG: 0.413	4-0 1B HR	0-0 K		0-3 K		0-0 1B		0-0 L6-5	4 1 2 1 1 1 3											
Willie McCovey, L (1,3) OBP: 0.451, SLG: 0.544 Bob Burda, L (9,3) OBP: 0.500, SLG: 0.200	0-0 HR	0-3 K		0-0 HR		4-0 1B		4-0 WP	3 3 2 5 2 1 1 0 0 0 0 0 0 0											
Ken Henderson, S (1,7) OBP: 0.529, SLG: 0.530	0-0 1B		0-0 G3		0-0 F6	0-3 K		4-0 HR	4 1 1 0 1 1 3											
Dick Dietz, R (1,2) OBP: 0.476, SLG: 0.821	0-0 F2		0-3 K		0-3 K	0-3 K		0-0 HR	5 1 1 4 0 3 4											
Jim Davenport, R (1,5) OBP: 0.500, SLG: 0.400	0-0 1B		0-0 1B		4-0 BB		0-0 F8	0-3 K	4 0 2 0 1 1 0											
Hal Lanier, R (1,6) OBP: 0.233, SLG: 0.259	0-0 P3		0-0 F7		0-3 K		0-0 1-3		4 0 0 0 0 1 4											
Mike McCormick, L (1,1)	0-0 F7		0-3 K		0-0 5-3		0-3 K		4 0 0 0 0 2 2											
Inning Stats	R: 4 E: 0 K: 0 S: 7	H: 4 LOB: 2 BB: 2 P: 15	R: 1 E: 0 K: 1 S: 6	H: 2 LOB: 1 BB: 0 P: 6	R: 0 E: 0 K: 1 S: 6	H: 1 LOB: 1 BB: 0 P: 6	R: 0 E: 0 K: 3 S: 10	H: 1 LOB: 1 BB: 0 P: 10	R: 1 E: 0 K: 2 S: 8	H: 1 LOB: 3 BB: 1 P: 12	R: 1 E: 0 K: 2 S: 9	H: 2 LOB: 1 BB: 1 P: 14	R: 0 E: 0 K: 1 S: 5	H: 0 LOB: 0 BB: 0 P: 5	R: 4 E: 0 K: 1 S: 6	H: 2 LOB: 0 BB: 3 P: 18	1B: 9 2B: 1 3B: 0 HR: 4	SF: 0 SAC: 0 DP: 1 HBP: 1	WP: 2 PB: 0 SB: 3 CS: 0	PA: 43
PITCHER Bill Stoneman, R (1,1) ERA: 5.52 Carroll Sembera, R (6,1) ERA: 16.9	IP: 5.0 WLS: L BF: 26 H: 9 R: 6 ER: 6 SO: 7 BB: 3 IBB: 0 HBP: 1 BLK: 0 WP: 0 HR: 2 S: 26 P: 37 ERA: 10.80 WHIP: 2.400															PITCHER				

Batter	1	2	3	4	5	6	7	8	9	AB	R	H	RBI	BB	SO	LOB	TOP			
Mary Staehle, L (1.4) OBP: 0.311, SLG: 0.308	F9	E S 2H 1B			SH3	4-3			F4	4	0	1	1	0	0	2	Montreal Expos @ San Francisco Giants Candlestick Park, San Francisco, CA Sun Apr 26 1970, 6:38 AM EDT Att: 9,943 - Unknown livebaseballscorecards.com			
Mack Jones, L (1.7) OBP: 0.290, SLG: 0.273	1B	3B							F8	4	1	2	1	0	1	1				
Rusty Staub, L (1.9) OBP: 0.443, SLG: 0.480					F9	F5			K	4	0	1	1	0	1	1				
Ron Fairly, L (1.3) OBP: 0.333, SLG: 0.333					K	K			F8	3	0	0	0	1	2	1				
Bob Bailey, R (1.5) OBP: 0.276, SLG: 0.174										3	0	0	0	1	1	2				
Coco Laboy, R (8.5) OBP: 0.191, SLG: 0.140					F6	6-3			K	0	0	0	0	0	0	0				
Jim Fairly, L (1.8) OBP: 0.276, SLG: 0.313					K				4-3	4	0	0	0	0	1	2				
Jack Hiatt, R (1.2) OBP: 0.552, SLG: 0.500					G3				F9	2	1	1	0	2	0	0				
Bobby Wine, R (1.6) OBP: 0.321, SLG: 0.294					G4-6-3				F9	2	1	1	0	2	0	0				
Carl Morton, R (1.1) OBP: 0.667, SLG: 0.500									F9	4	0	0	0	0	1	3				
Jim Qualls, S (9, PH)					G4-6-3				K	2	1	0	0	0	0	0				
Dan McGinn, L (9.1) Claude Raymond, R (9.1)									4-3	1	0	0	0	0	0	0				
									4-3	0	0	0	0	0	0	0				
									4-3	0	0	0	0	0	0	0				
Inning Stats	R: 1 E: 0 K: 2 S: 9	H: 2 LOB: 2 BB: 1 P: 13	R: 1 E: 0 K: 2 S: 9	H: 2 LOB: 1 BB: 0 P: 9	R: 0 E: 0 K: 1 S: 5	H: 0 LOB: 0 BB: 0 P: 5	R: 0 E: 0 K: 0 S: 2	H: 0 LOB: 0 BB: 1 P: 6	R: 1 E: 0 K: 0 S: 4	H: 1 LOB: 2 BB: 2 P: 12	R: 0 E: 0 K: 0 S: 4	H: 0 LOB: 0 BB: 0 P: 5	R: 0 E: 0 K: 1 S: 5	H: 0 LOB: 0 BB: 0 P: 5	R: 0 E: 0 K: 1 S: 5	H: 0 LOB: 0 BB: 0 P: 5	1B: 4 2B: 1 3B: 1 HR: 0	SF: 0 SAC: 1 DP: 1 HBP: 0	WP: 0 PB: 0 SB: 2 CS: 0	PA: 37
PITCHER	IP WLS BF H R ER SO BB IBB HBP BLK WP HR S P ERA WHIP																			
Rich Robertson, R (1.1) ERA: 5.2	6.0 L 28 6 3 3 5 4 1 0 0 0 0 33 53 4.50 1.667																			
Ron Bryant, L (7.1) ERA: 4.09	1.0 3 0 0 0 1 0 0 0 0 0 0 5 5 0.00 0.000																			
Don McMahon, R (8.1) ERA: 6.57	2.0 6 0 0 0 2 0 0 0 0 0 0 10 10 0.00 0.000																			

Batter	1	2	3	4	5	6	7	8	9	AB	R	H	RBI	BB	SO	LOB	BOTTOM					
Bobby Bonds, R (1.8) OBP: 0.472, SLG: 0.542	1-3		K						1-3	4	1	1	0	0	1	1	Montreal Expos @ San Francisco Giants Candlestick Park, San Francisco, CA Sun Apr 26 1970, 6:38 AM EDT Att: 9,943 - Unknown livebaseballscorecards.com					
Ron Hunt, R (1.4) OBP: 0.455, SLG: 0.532	1-3		F5						F7	4	0	1	0	0	2							
Ken Henderson, S (1.9) OBP: 0.528, SLG: 0.565					K				F6	3	1	1	2	1	1							
Willie McCovey, L (1.3) OBP: 0.442, SLG: 0.525	F9				6-3				F9	4	0	1	0	0	0	1						
Steve Whitaker, L (1.7) OBP: 0.200, SLG: 0.182									F9	3	0	0	0	0	1	0						
Willie Mays, R (9, PH) OBP: 0.386, SLG: 0.404					K				F9	1	0	0	0	0	0	1						
Al Gallagher, R (1.5) OBP: 0.358, SLG: 0.389									F9	3	0	0	0	0	0	0						
Bob Heise, R (8.6) OBP: 0.333, SLG: 0.306					1-4-3				F9	0	0	0	0	0	0	0						
Dick Dietz, R (9, PH) OBP: 0.469, SLG: 0.807									F4	1	0	0	0	0	0	1						
Russ Gibson, R (1.2) OBP: 0.273, SLG: 0.286					5-3				6-3	4	0	2	0	0	0	1						
Hal Lanier, R (1.6) OBP: 0.250, SLG: 0.276										2	0	1	0	0	0	1						
Bob Burda, L (7, PH) OBP: 0.444, SLG: 0.167										1	0	0	0	0	0	1						
Don McMahon, R (8.1) ERA: 7.71										0	0	0	0	0	0	0						
Rich Robertson, R (1.1) Don Mason, L (6, PH)										1	0	0	0	0	1	1						
Ron Bryant, S (7.1) OBP: 0.200, SLG: 0.200										1	0	0	0	0	0	0						
Jim Davenport, R (8.5) OBP: 0.429, SLG: 0.333										1	0	0	0	0	0	0						
Inning Stats	R: 0 E: 0 K: 0 S: 3	H: 0 LOB: 1 BB: 1 P: 7	R: 0 E: 0 K: 0 S: 3	H: 0 LOB: 0 BB: 0 P: 3	R: 0 E: 0 K: 2 S: 8	H: 1 LOB: 1 BB: 0 P: 8	R: 0 E: 0 K: 2 S: 7	H: 0 LOB: 0 BB: 0 P: 7	R: 0 E: 0 K: 0 S: 3	H: 1 LOB: 0 BB: 0 P: 3	R: 2 E: 0 K: 0 S: 5	H: 2 LOB: 0 BB: 0 P: 5	R: 0 E: 0 K: 0 S: 4	H: 1 LOB: 1 BB: 0 P: 4	R: 0 E: 0 K: 0 S: 4	H: 1 LOB: 1 BB: 0 P: 4	R: 0 E: 0 K: 0 S: 4	H: 1 LOB: 1 BB: 0 P: 4	1B: 5 2B: 1 3B: 0 HR: 1	SF: 0 SAC: 0 DP: 1 HBP: 0	WP: 1 PB: 0 SB: 1 CS: 0	PA: 34
PITCHER	IP WLS BF H R ER SO BB IBB HBP BLK WP HR S P ERA WHIP																					
Carl Morton, R (1.1) ERA: 2.77	8.0 W 30 6 2 2 4 1 0 0 0 0 0 1 37 41 2.25 0.875																					
Dan McGinn, L (9.1) ERA: 7.71	0.0 1 1 0 0 0 0 0 0 0 0 0 1 1 ∞ ∞																					
Claude Raymond, R (9.1) ERA: 2.57	1.0 S 3 0 0 0 0 0 0 0 0 0 1 0 3 3 0.00 0.000																					



Batter	1	2	3	4	5	6	7	8	9	AB	R	H	RBI	BB	SO	LOB	TOP			
Mike Jorgensen, L (1, 8) OBP: 0.316, SLG: 0.438										4	1	1	0	1	0	0	New York Mets @ San Francisco Giants Candlestick Park, San Francisco, CA Tue Apr 28 1970, 10:05 PM EDT Att: 8,253 - Unknown livebaseballscorecards.com			
Bud Harrelson, S (1, 6) OBP: 0.423, SLG: 0.523										4	1	1	0	0	0	1				
Ken Boswell, L (1, 4) OBP: 0.405, SLG: 0.432										3	1	2	0	0	0	1				
Al Weis, S (9, 4) OBP: 0.300, SLG: 0.333										0	0	0	0	0	0	0				
Art Shamsky, L (1, 9) OBP: 0.396, SLG: 0.390										3	1	1	1	1	0	1				
Ron Swoboda, R (7, PR) OBP: 0.423, SLG: 0.325										0	0	0	0	0	0	0				
Donn Clendenon, R (1, 3) OBP: 0.257, SLG: 0.394										4	0	0	0	0	2	6				
Dave Marshall, L (1, 7) OBP: 0.167, SLG: 0.417										4	1	1	4	0	1	0				
Wayne Garrett, L (1, 5) OBP: 0.214, SLG: 0.083										3	0	1	0	1	0	1				
Duffy Dyer, R (1, 2) OBP: 0.200, SLG: 0.158										4	0	1	0	0	2	1				
Gary Gentry, R (1, 1) OBP: 0.300, SLG: 0.222										3	0	0	0	0	2	3				
Ed Kranepool, L (9, PH) OBP: 0.300, SLG: 0.222										1	0	0	0	0	0	0				
Tug McGraw, R (9, 1) OBP: 0.300, SLG: 0.222										0	0	0	0	0	0	0				
Inning Stats	R: 5 E: 0 K: 3 S: 13	H: 3 LOB: 1 BB: 2 P: 21	R: 0 E: 0 K: 0 S: 4	H: 1 LOB: 1 BB: 0 P: 4	R: 0 E: 0 K: 2 S: 9	H: 2 LOB: 2 BB: 0 P: 9	R: 0 E: 0 K: 0 S: 3	H: 1 LOB: 0 BB: 0 P: 3	R: 0 E: 0 K: 0 S: 5	H: 0 LOB: 0 BB: 0 P: 5	R: 0 E: 0 K: 0 S: 3	H: 1 LOB: 3 BB: 1 P: 8	R: 0 E: 1 K: 1 S: 5	H: 0 LOB: 0 BB: 0 P: 5	R: 0 E: 0 K: 0 S: 3	H: 0 LOB: 0 BB: 0 P: 3	1B: 6 2B: 2 3B: 0 HR: 1	SF: 0 SAC: 1 DP: 3 HBP: 1	WP: 0 PB: 0 SB: 0 CS: 0	PA: 38
PITCHER	IP WLS BF H R ER SO BB IBB HBP BLK WP HR S P ERA WHIP																			
Gaylord Perry, R (1, 1) ERA: 4.8	5.0 L 24 7 5 5 5 2 0 0 0 0 0 1 32 40 9.00 1.800																			
Frank Reberger, R (6, 1) ERA: 9.0	2.0 8 1 0 0 1 0 1 1 0 0 0 0 8 13 0.00 0.500																			
Frank Linzy, R (8, 1) ERA: 4.0	2.0 6 0 0 0 1 0 0 0 0 0 0 0 8 8 0.00 0.000																			

Batter	1	2	3	4	5	6	7	8	9	AB	R	H	RBI	BB	SO	LOB	BOTTOM					
Bobby Bonds, R (1, 9) OBP: 0.473, SLG: 0.566										4	1	2	0	0	2	0	New York Mets @ San Francisco Giants Candlestick Park, San Francisco, CA Tue Apr 28 1970, 10:05 PM EDT Att: 8,253 - Unknown livebaseballscorecards.com					
Ron Hunt, R (1, 4) OBP: 0.441, SLG: 0.510										4	0	1	0	0	1	2						
Willie Mays, R (1, 8) OBP: 0.377, SLG: 0.451										4	1	1	1	0	0	3						
Willie McCovey, L (1, 3) OBP: 0.444, SLG: 0.531										3	0	1	1	1	0	2						
Ken Henderson, S (1, 7) OBP: 0.516, SLG: 0.542										3	0	0	0	0	1	2						
Dick Dietz, R (1, 2) OBP: 0.471, SLG: 0.783										3	0	1	0	1	1	2						
Jim Davenport, R (1, 5) OBP: 0.273, SLG: 0.200										4	0	0	0	0	1	2						
Hal Lanier, R (1, 6) OBP: 0.235, SLG: 0.258										2	0	0	0	0	0	1						
Bob Taylor, L (7, PH) OBP: 0.350, SLG: 0.133										1	0	0	0	0	1	1						
Frank Linzy, R (8, 1) OBP: 0.354, SLG: 0.384										0	0	0	0	0	0	0						
Al Gallagher, R (9, PH) OBP: 0.354, SLG: 0.384										1	0	0	0	0	1	0						
Gaylord Perry, R (1, 1) OBP: 0.118, SLG: 0.176										1	0	0	0	0	0	1						
Don Mason, L (5, PH) OBP: 0.333, SLG: 0.667										1	0	0	0	0	0	0						
Frank Reberger, L (6, 1) OBP: 0.317, SLG: 0.289										2	0	0	0	0	1	1						
Bob Heise, R (7, PH) OBP: 0.317, SLG: 0.289										0	0	0	0	0	0	0						
Inning Stats	R: 1 E: 0 K: 2 S: 8	H: 1 LOB: 1 BB: 1 P: 12	R: 0 E: 0 K: 1 S: 5	H: 0 LOB: 1 BB: 1 P: 9	R: 0 E: 0 K: 1 S: 6	H: 1 LOB: 0 BB: 0 P: 6	R: 0 E: 0 K: 1 S: 5	H: 0 LOB: 0 BB: 0 P: 5	R: 0 E: 0 K: 1 S: 5	H: 0 LOB: 0 BB: 0 P: 5	R: 0 E: 0 K: 0 S: 4	H: 1 LOB: 1 BB: 0 P: 4	R: 0 E: 0 K: 1 S: 6	H: 1 LOB: 1 BB: 0 P: 6	R: 1 E: 0 K: 0 S: 5	H: 2 LOB: 2 BB: 0 P: 6	R: 0 E: 0 K: 2 S: 7	H: 0 LOB: 0 BB: 0 P: 7	1B: 2 2B: 3 3B: 0 HR: 1	SF: 0 SAC: 0 DP: 0 HBP: 1	WP: 0 PB: 0 SB: 0 CS: 0	PA: 36
PITCHER	IP WLS BF H R ER SO BB IBB HBP BLK WP HR S P ERA WHIP																					
Gary Gentry, R (1, 1) ERA: 1.82	8.0 W 33 6 2 2 7 2 0 0 1 0 0 0 44 53 2.25 1.000																					
Tug McGraw, L (9, 1) ERA: 1.82	1.0 S 3 0 0 0 2 0 0 0 0 0 0 0 7 7 0.00 0.000																					

Batter	1	2	3	4	5	6	7	8	9	AB	R	H	RBI	BB	SO	LOB	TOP						
Mike Jorgensen, L (1, 8) OBP: 0.375, SLG: 0.600	G3		HR						K	4	2	2	1	1	1	0	New York Mets @ San Francisco Giants Candlestick Park, San Francisco, CA Wed Apr 29 1970, 6:33 AM EDT Att: 6,139 - Unknown						
Bud Harrelson, S (1, 6) OBP: 0.422, SLG: 0.514	F8		F7							5	0	2	1	0	1								
Ken Boswell, L (1, 4) OBP: 0.370, SLG: 0.400 Joe Foy, R (9, PH) OBP: 0.261, SLG: 0.237	4-3		F7						F9	3	0	0	1	0	0								
Art Shamsky, L (1, 9) OBP: 0.404, SLG: 0.422 Tommie Agee, R (9, PH) OBP: 0.320, SLG: 0.303				6-3						4	2	2	0	0	0								
Donn Clendenon, R (1, 3) OBP: 0.275, SLG: 0.500										5	1	2	2	0	1								
Dave Marshall, L (1, 7) OBP: 0.188, SLG: 0.375										4	0	1	0	0	2								
Wayne Garrett, L (1, 5) OBP: 0.278, SLG: 0.200										3	0	1	1	1	0								
Duffy Dyer, R (1, 2) OBP: 0.250, SLG: 0.217										4	1	2	0	0	0								
Jerry Koosman, R (1, 1) OBP: 0.154, SLG: 0.083 Cleon Jones, R (8, PH) OBP: 0.324, SLG: 0.310 Ron Taylor, R (8, 1) Tug McGraw, R (8, 1) Cal Koonce, R (8, 1)										2	0	0	0	0	1								
Inning Stats	R: 0 E: 0 K: 0 S: 3	H: 0 LOB: 0 BB: 0 P: 3	R: 1 E: 0 K: 1 S: 7	H: 2 LOB: 1 BB: 0 P: 7	R: 1 E: 0 K: 1 S: 6	H: 1 LOB: 0 BB: 0 P: 6	R: 1 E: 0 K: 1 S: 6	H: 1 LOB: 0 BB: 0 P: 6	R: 0 E: 0 K: 0 S: 5	H: 1 LOB: 1 BB: 0 P: 6	R: 1 E: 0 K: 0 S: 5	H: 2 LOB: 1 BB: 0 P: 5	R: 2 E: 0 K: 0 S: 5	H: 2 LOB: 1 BB: 1 P: 9	R: 0 E: 0 K: 2 S: 8	H: 2 LOB: 2 BB: 1 P: 12		R: 0 E: 0 K: 1 S: 7	H: 2 LOB: 2 BB: 0 P: 7	1B: 8 2B: 3 3B: 0 HR: 2	SF: 1 SAC: 1 DP: 0 HBP: 0	WP: 0 PB: 1 SB: 1 CS: 1	PA: 41
PITCHER	IP	WLS	BF	H	R	ER	SO	BB	IBB	HBP	BLK	WP	HR	S	P	ERA		WHIP					
Juan Marichal, R (1, 1) ERA: 4.5	7.0		31	9	6	6	4	1	0	0	0	0	2	38	42	7.71		1.429					
Frank Linzy, R (8, 1) ERA: 3.79	1.0	W	5	2	0	0	2	1	0	0	0	0	0	8	12	0.00	3.000						
Ron Bryant, L (9, 1) ERA: 3.93	0.2		4	2	0	0	1	0	0	0	0	0	0	6	6	0.00	3.000						
Don McMahon, R (9, 1) ERA: 6.39	0.1	S	1	0	0	0	0	0	0	0	0	0	0	1	1	0.00	0.000						

Batter	1	2	3	4	5	6	7	8	9	AB	R	H	RBI	BB	SO	LOB	BOTTOM					
Bobby Bonds, R (1, 9) OBP: 0.469, SLG: 0.588	K		HR							4	1	1	1	1	1	3	New York Mets @ San Francisco Giants Candlestick Park, San Francisco, CA Wed Apr 29 1970, 6:33 AM EDT Att: 6,139 - Unknown					
Ron Hunt, R (1, 4) OBP: 0.484, SLG: 0.564										4	1	4	1	1	0							
Willie Mays, R (1, 8) OBP: 0.394, SLG: 0.434										2	0	0	1	2	1							
Willie McCovey, L (1, 3) OBP: 0.421, SLG: 0.493	F8		K							5	0	0	0	0	1							
Ken Henderson, S (1, 7) OBP: 0.515, SLG: 0.539										4	1	2	0	0	0							
Dick Dietz, R (1, 2) OBP: 0.485, SLG: 0.762										3	1	1	0	0	0							
Jim Davenport, R (1, 5) OBP: 0.200, SLG: 0.143										4	1	0	0	0	1							
Hal Lanier, R (1, 6) OBP: 0.243, SLG: 0.353 Bob Burdette, L (8, PH) OBP: 0.500, SLG: 0.167 Bob Heise, R (8, PR) OBP: 0.317, SLG: 0.289										3	1	1	3	0	0							
Juan Marichal, R (1, 1) Tito Fuentes, S (7, PH) Frank Linzy, R (8, 1) Bob Taylor, L (8, PH) Al Gallagher, R (8, PH) Ron Bryant, L (9, 1) Don McMahon, R (9, 1)										0	0	0	0	0	0							
Inning Stats	R: 0 E: 1 K: 1 S: 6	H: 1 LOB: 1 BB: 0 P: 6	R: 0 E: 0 K: 1 S: 5	H: 0 LOB: 0 BB: 0 P: 5	R: 1 E: 0 K: 1 S: 6	H: 1 LOB: 2 BB: 2 P: 14	R: 3 E: 0 K: 1 S: 8	H: 3 LOB: 0 BB: 0 P: 8	R: 0 E: 0 K: 0 S: 3	H: 0 LOB: 0 BB: 0 P: 3	R: 1 E: 0 K: 1 S: 6	H: 1 LOB: 1 BB: 1 P: 10	R: 3 E: 0 K: 0 S: 6	H: 3 LOB: 3 BB: 2 P: 15	1B: 7 2B: 1 3B: 0 HR: 2	SF: 0 SAC: 1 DP: 0 HBP: 1		WP: 3 PB: 0 SB: 0 CS: 1	PA: 40			
PITCHER	IP	WLS	BF	H	R	ER	SO	BB	IBB	HBP	BLK	WP	HR	S	P	ERA		WHIP				
Jerry Koosman, L (1, 1) ERA: 2.56	7.0		31	7	5	5	6	3	0	0	0	0	2	40	52	6.43		1.429				
Ron Taylor, R (8, 1) ERA: 4.0	0.2	L	4	1	2	2	0	1	0	0	0	0	0	3	7	27.00	3.000					
Tug McGraw, L (8, 1) ERA: 0.9	0.0		3	2	0	0	0	1	0	0	0	0	0	2	6	∞	∞					
Cal Koonce, R (8, 1) ERA: 3.86	0.1		2	0	1	1	0	0	0	1	0	0	0	1	2	27.00	0.000					

Batter	1	2	3	4	5	6	7	8	9	AB	R	H	RBI	BB	SO	LOB	TOP											
Tommie Agee, R OBP: 0.313, SLG: 0.338	F9	6-3			F9		HR		K	5	1	1	1	0	1	0	New York Mets @ San Francisco Giants Candlestick Park, San Francisco, CA Thu Apr 30 1970, 6:33 AM EDT Att: 5,149 - Unknown livebaseballscorecards.com											
Bud Harrelson, S OBP: 0.409, SLG: 0.520	P4		F5		1B	3B	F7		4-3	5	1	1	0	0	0	0												
Cleon Jones, R OBP: 0.342, SLG: 0.323	BB	1B	BB	F8	CS	1B	FC4-6		6-3	4	1	2	1	1	0	0												
Donn Clendenon, R OBP: 0.295, SLG: 0.500	BB	1B	BB	1B	L6	1-2	FC4-6			4	1	2	0	0	0	2												
Ron Swoboda, R OBP: 0.429, SLG: 0.326	1B	BB	1B	6-3		2B	K			3	0	1	0	1	1	2												
Joe Foy, R OBP: 0.288, SLG: 0.286	1-3	2-H	3-H	1B	FC1-2	1B			5-3	4	0	3	2	0	0	0												
Al Weis, S OBP: 0.273, SLG: 0.300	K			K	FC1-2	1B			4-3	2	0	0	0	0	2	3												
Ken Boswell, L OBP: 0.375, SLG: 0.390	K			K			G6-2-3		4-3	1	0	0	0	0	0	0												
Duffy Dyer, R OBP: 0.250, SLG: 0.192			F8	FC1-2	FC6		G6-2-3			3	0	0	0	1	0	4												
Nolan Ryan, R OBP: 0.091, SLG: 0.091			5-3	FC6			F9		K	4	0	0	0	0	1	4												
Inning Stats	R: 2 E: 0 K: 1 S: 7	H: 2 LOB: 2 BB: 2 P: 15	R: 0 E: 0 K: 0 S: 3	H: 0 LOB: 0 BB: 0 P: 3	R: 0 E: 0 K: 0 S: 4	H: 1 LOB: 1 BB: 0 P: 4	R: 0 E: 0 K: 1 S: 6	H: 1 LOB: 1 BB: 0 P: 6	R: 1 E: 0 K: 0 S: 4	H: 2 LOB: 0 BB: 0 P: 4	R: 0 E: 0 K: 0 S: 4	H: 2 LOB: 1 BB: 0 P: 5	R: 1 E: 0 K: 1 S: 7	H: 2 LOB: 1 BB: 0 P: 7	R: 0 E: 0 K: 1 S: 5	H: 0 LOB: 1 BB: 1 P: 9	R: 0 E: 0 K: 1 S: 5	H: 0 LOB: 0 BB: 0 P: 5	1B: 7 2B: 1 3B: 1 HR: 1	SF: 0 SAC: 0 DP: 1 HBP: 1	WP: 0 PB: 0 SB: 2 CS: 1	PA: 39						
PITCHER	IP	WLS	BF	H	R	ER	SO	BB	IBB	HBP	BLK	WP	HR	S	P	ERA	WHIP											
Mike McCormick, L ERA: 4.46	(1, 1)	5.0	L	24	8	3	3	2	2	0	0	0	0	0	26	34	5.40	2.000										
Frank Reberger, R ERA: 8.5	(6, 1)	2.0		8	2	1	1	1	0	0	1	0	0	1	9	10	4.50	1.000										
Frank Linzy, R ERA: 3.43	(8, 1)	2.0		7	0	0	0	2	1	0	0	0	0	0	10	14	0.00	0.500										

Batter	1	2	3	4	5	6	7	8	9	AB	R	H	RBI	BB	SO	LOB	BOTTOM											
Bobby Bonds, R OBP: 0.451, SLG: 0.560	K		5-3		K		FC5			4	0	0	1	0	2	3	New York Mets @ San Francisco Giants Candlestick Park, San Francisco, CA Thu Apr 30 1970, 6:33 AM EDT Att: 5,149 - Unknown livebaseballscorecards.com											
Ron Hunt, R OBP: 0.485, SLG: 0.544			F8						5-3	2	0	0	0	2	0	1												
Ken Henderson, S OBP: 0.515, SLG: 0.526	G6-4-3									2	0	0	0	2	0	2												
Willie McCovey, L OBP: 0.404, SLG: 0.466		5-3		5-3-1						4	0	0	0	0	0	3												
Dick Dietz, R OBP: 0.453, SLG: 0.727	K			BB					K	3	0	0	0	1	3	1												
Jim Davenport, R OBP: 0.316, SLG: 0.294			F9							3	0	2	0	1	0	0												
Bob Taylor, L OBP: 0.333, SLG: 0.111			SH1-4	1B					L5	3	1	0	0	1	2	4												
Hal Lanier, R OBP: 0.256, SLG: 0.361										2	0	1	0	0	0	0												
Steve Whitaker, L OBP: 0.192, SLG: 0.174									FC4-6	1	0	0	0	0	1	1												
Bob Heise, R OBP: 0.317, SLG: 0.289			5-3	SH1-4						0	0	0	0	0	0	0												
Bob Burda, L OBP: 0.435, SLG: 0.143			1-2	1B						1	0	0	0	0	0	1												
Mike McCormick, L OBP: 0.333, SLG: 0.667			SH1-4							1	0	0	0	0	0	0												
Frank Reberger, L OBP: 0.333, SLG: 0.667										0	0	0	0	0	0	0												
Don Mason, L OBP: 0.333, SLG: 0.667										0	0	0	0	1	0	0												
Frank Linzy, R OBP: 0.333, SLG: 0.667										0	0	0	0	0	0	0												
Inning Stats	R: 0 E: 0 K: 1 S: 4	H: 0 LOB: 0 BB: 1 P: 8	R: 0 E: 0 K: 1 S: 5	H: 0 LOB: 0 BB: 0 P: 5	R: 1 E: 0 K: 0 S: 4	H: 1 LOB: 1 BB: 1 P: 8	R: 0 E: 0 K: 1 S: 4	H: 0 LOB: 2 BB: 3 P: 16	R: 0 E: 0 K: 1 S: 5	H: 0 LOB: 0 BB: 0 P: 5	R: 0 E: 0 K: 1 S: 5	H: 0 LOB: 1 BB: 1 P: 9	R: 0 E: 0 K: 2 S: 8	H: 1 LOB: 2 BB: 1 P: 12	R: 0 E: 0 K: 0 S: 2	H: 0 LOB: 0 BB: 1 P: 6	R: 0 E: 0 K: 1 S: 6	H: 1 LOB: 1 BB: 0 P: 6	1B: 2 2B: 2 3B: 0 HR: 0	SF: 0 SAC: 1 DP: 3 HBP: 0	WP: 0 PB: 0 SB: 0 CS: 0	PA: 35						
PITCHER	IP	WLS	BF	H	R	ER	SO	BB	IBB	HBP	BLK	WP	HR	S	P	ERA	WHIP											
Nolan Ryan, R ERA: 0.69	(1, 1)	9.0	W	35	3	1	1	8	8	0	0	0	0	0	43	75	1.00	1.222										

Batter	1	2	3	4	5	6	7	8	9	AB	R	H	RBI	BB	SO	LOB	TOP					
Denny Doyle, L (1, 4) OBP: 0.274, SLG: 0.346	0-0 3-1			0-0 6-3	0-0 2B			0-0 4-3		4	0	1	0	0	0	0	Philadelphia Phillies @ San Francisco Giants Candlestick Park, San Francisco, CA Fri May 01 1970, 10:05 PM EDT Att: 5,328 - Unknown					
Don Money, R (1, 5) OBP: 0.435, SLG: 0.545	0-3 K			0-0 F3	0-0 F8			0-3 K		4	0	0	0	0	2	1						
John Briggs, L (1, 7) OBP: 0.275, SLG: 0.229	0-0 F9			0-0 E4 BB		4-0 BB		4-0 WP 1B BB		2	1	0	0	2	0	0						
Deron Johnson, R (1, 3) OBP: 0.304, SLG: 0.464		0-3 K		4-0 E BB BB		0-0 F3		0-0 WP BB		3	0	1	0	1	1	1						
Terry Harmon, R (8, PR) OBP: 0.333, SLG: 0.200				1-2 BB BB				1-2 WP 1B		0	0	0	0	0	0	0						
Jim Hutto, R (8, 3) OBP: 0.200, SLG: 0.200										0	0	0	0	0	0	0						
Tim McCarver, L (1, 2) OBP: 0.296, SLG: 0.313	0-0 F5			4-0 E BB		0-0 F5		0-0 F7		3	0	0	0	1	0	3						
Larry Hisle, R (1, 8) OBP: 0.325, SLG: 0.324	0-3 K			0-0 E4 FC4-6		0-0 F5			0-0 F2	4	0	0	0	0	1	3						
Byron Browne, R (1, 9) OBP: 0.313, SLG: 0.286			0-0 6-3	0-0 FC4-6			0-0 F3		0-3 K	4	0	0	0	0	1	3						
Larry Bowa, S (1, 6) OBP: 0.219, SLG: 0.167			0-0 6-3		0-0 F7		0-0 F7		0-3 K	3	0	0	0	0	0	0						
Rick Joseph, R (9, PH) OBP: 0.333, SLG: 1.000										1	0	0	0	0	1	0						
Jim Bunning, R (1, 1) OBP: 0.167, SLG: 0.222	0-3 K			0-3 K			0-3 K			2	0	0	0	0	2	0						
Ron Stone, L (7, PH) OBP: 0.167, SLG: 0.222										1	0	0	0	0	1	0						
Bill Wilson, R (7, 1)										0	0	0	0	0	0	0						
Inning Stats	R: 0 E: 0 K: 1 S: 5	H: 0 LOB: 0 BB: 0 P: 5	R: 0 E: 0 K: 2 S: 7	H: 0 LOB: 0 BB: 0 P: 7	R: 0 E: 0 K: 1 S: 5	H: 0 LOB: 0 BB: 0 P: 5	R: 1 E: 2 K: 0 S: 5	H: 0 LOB: 3 BB: 2 P: 13	R: 0 E: 0 K: 1 S: 6	H: 1 LOB: 1 BB: 0 P: 6	R: 0 E: 0 K: 0 S: 3	H: 0 LOB: 1 BB: 1 P: 7	R: 0 E: 0 K: 1 S: 5	H: 0 LOB: 0 BB: 0 P: 5	R: 0 E: 0 K: 1 S: 6	H: 1 LOB: 3 BB: 1 P: 10	R: 0 E: 0 K: 2 S: 7	H: 0 LOB: 0 BB: 0 P: 7	1B: 1 2B: 1 3B: 0 HR: 0	SF: 0 SAC: 0 DP: 0 HBP: 0	WP: 1 PB: 0 SB: 0 CS: 0	PA: 35
PITCHER Rich Robertson, R (1, 1) ERA: 3.93	IP: 9.0 WLS: W BF: 35 H: 2 R: 1 ER: 0 SO: 9 BB: 4 IBB: 0 HBP: 0 BLK: 0 WP: 1 HR: 0 S: 49 P: 65 ERA: 0.00 WHIP: 0.667															PITCHER						

Batter	1	2	3	4	5	6	7	8	9	AB	R	H	RBI	BB	SO	LOB	BOTTOM			
Bobby Bonds, R (1, 9) OBP: 0.462, SLG: 0.602	0-0 S BB 1B	0-0 1-H HR		0-0 1B 1B			0-0 F9			4	2	3	2	0	0	0	Philadelphia Phillies @ San Francisco Giants Candlestick Park, San Francisco, CA Fri May 01 1970, 10:05 PM EDT Att: 5,328 - Unknown			
Ron Hunt, R (1, 4) OBP: 0.486, SLG: 0.533	4-0 BB F2 BB	0-0 F7		0-0 FC5-4 1B			0-0 F8			3	0	1	0	1	0	0				
Willie Mays, R (1, 8) OBP: 0.371, SLG: 0.404	0-0 F2	0-0 F4		0-0 FC5-4			0-3 K			4	0	0	0	0	1	4				
Willie McCovey, L (1, 3) OBP: 0.398, SLG: 0.447	4-0 BB IBB			0-0 4-3		0-0 F6		0-0 F5		3	0	0	0	1	0	0				
Ken Henderson, S (1, 7) OBP: 0.505, SLG: 0.506	4-0 1-2 2-3 3-H BB			0-0 F6		0-0 F5		0-0 F8		3	0	0	1	1	0	0				
Dick Dietz, R (1, 2) OBP: 0.443, SLG: 0.700	0-3 K			0-0 1B			0-3 K			4	0	1	0	0	3	3				
Jim Davenport, R (1, 5) OBP: 0.273, SLG: 0.250	0-3 K			0-0 F4			0-0 F6			3	0	0	0	0	1	4				
Hal Lanier, R (1, 6) OBP: 0.238, SLG: 0.333		0-0 E6 FC2-6		0-0 5-3			0-0 F8			3	0	0	0	0	0	0				
Rich Robertson, R (1, 1)		0-0 FC2-6 HR		0-3 K			0-0 F8			3	1	0	0	0	1	1				
Inning Stats	R: 1 E: 0 K: 2 S: 8	H: 1 LOB: 3 BB: 3 P: 20	R: 2 E: 1 K: 0 S: 5	H: 1 LOB: 0 BB: 0 P: 5	R: 0 E: 0 K: 0 S: 4	H: 1 LOB: 1 BB: 0 P: 4	R: 0 E: 0 K: 1 S: 7	H: 2 LOB: 2 BB: 0 P: 7	R: 0 E: 0 K: 1 S: 5	H: 0 LOB: 0 BB: 0 P: 5	R: 0 E: 0 K: 0 S: 3	H: 0 LOB: 0 BB: 0 P: 3	R: 0 E: 0 K: 1 S: 5	H: 0 LOB: 0 BB: 0 P: 5	R: 0 E: 0 K: 1 S: 5	H: 0 LOB: 0 BB: 0 P: 5		1B: 4 2B: 0 3B: 0 HR: 1	SF: 0 SAC: 0 DP: 0 HBP: 0	WP: 0 PB: 0 SB: 2 CS: 0
PITCHER Jim Bunning, R (1, 1) ERA: 2.45	IP: 6.0 WLS: L BF: 27 H: 5 R: 3 ER: 2 SO: 4 BB: 2 IBB: 1 HBP: 0 BLK: 0 WP: 0 HR: 1 S: 32 P: 44 ERA: 3.00 WHIP: 1.167															PITCHER				
Bill Wilson, R (7, 1) ERA: 2.79	IP: 2.0 WLS: L BF: 6 H: 0 R: 0 ER: 0 SO: 2 BB: 0 IBB: 0 HBP: 0 BLK: 0 WP: 0 HR: 0 S: 10 P: 10 ERA: 0.00 WHIP: 0.000															PITCHER				

Batter	1	2	3	4	5	6	7	8	9	10	11	12	13	AB R H RBI BB SO LOB	TOP															
Terry Harmon, R OBP: 0.231, SLG: 0.167 (1, 6)	1-3		K		6-3		K		PB S 1B		F4		F6	7 0 1 0 0 2 1	Philadelphia Phillies @ San Francisco Giants Candlestick Park, San Francisco, CA Sun May 03 1970, 6:33 AM EDT Unknown															
Tony Taylor, R OBP: 0.206, SLG: 0.244 (1, 4)	4-3			E 2B 1B		6-3		FC6-4 HR BB			4-3			5 2 2 1 2 0 0																
Larry Hiele, R OBP: 0.333, SLG: 0.329 (1, 8)	K							F6					K	7 1 2 1 0 4 4																
Rick Joseph, R OBP: 0.263, SLG: 0.684 (1, 3)		K											K	6 0 1 0 0 3 4																
Don Money, R OBP: 0.456, SLG: 0.594 (1, 5)														5 1 3 0 1 0 3																
Sam Parrilla, R OBP: 0.182, SLG: 0.100 Bill Wilson, R (6, 1)														3 0 1 0 0 1 3																
Deron Johnson, R OBP: 0.295, SLG: 0.486 Lowell Palmer, R (8, 1)														0 0 0 0 0 0 0																
Joe Hoerner, R (10, 1)														1 1 1 3 0 0 0																
Byron Browne, R OBP: 0.283, SLG: 0.255 John Briggs, L OBP: 0.254, SLG: 0.260 (8, 9)														0 0 0 0 0 0 0																
Mike Compton, R (1, 2)														1 0 0 0 0 1 1																
Ron Stone, L OBP: 0.217, SLG: 0.261 (9, 9)														3 0 0 0 0 0 0																
Rick Wise, R OBP: 0.364, SLG: 0.300 Jim Hutto, R OBP: 0.300, SLG: 0.600 (9, 2)														3 1 1 1 0 0 1																
Inning Stats	R: 0 E: 0 K: 1 S: 5	H: 0 LOB: 0 BB: 0 P: 5	R: 0 E: 0 K: 1 S: 6	H: 2 LOB: 1 BB: 1 P: 6	R: 0 E: 0 K: 1 S: 5	H: 0 LOB: 0 BB: 0 P: 5	R: 1 E: 2 K: 0 S: 6	H: 2 LOB: 2 BB: 0 P: 6	R: 0 E: 0 K: 1 S: 5	H: 0 LOB: 0 BB: 0 P: 5	R: 3 E: 0 K: 0 S: 5	H: 2 LOB: 1 BB: 1 P: 9	R: 1 E: 0 K: 3 S: 11	H: 2 LOB: 2 BB: 1 P: 15		R: 0 E: 0 K: 0 S: 4	H: 1 LOB: 1 BB: 0 P: 4	R: 0 E: 0 K: 3 S: 10	H: 1 LOB: 1 BB: 0 P: 10	R: 2 E: 0 K: 1 S: 8	H: 3 LOB: 1 BB: 1 P: 8	1B: 10 2B: 1 3B: 0 HR: 3	SF: 0 SAC: 2 DP: 1 HBP: 0	WP: 1 PB: 1 SB: 1 CS: 0	PA: 57					
PITCHER	IP WLS BF H R ER SO BB IBB HBP BLK WP HR S P ERA WHIP																													
Mike McCormick, L ERA: 4.29 Don McMahon, R ERA: 6.43 Frank Linzy, R ERA: 3.38 Ron Bryant, L ERA: 4.09	7.2 1.1 0.1 3.2	WLS 33 7 15	BF 33 7 15	H 7 4	R 5 2	ER 3 1	SO 6 3	BB 2 0	IBB 0 0	HBP 0 0	BLK 0 0	WP 1 0	HR 1 0	S 43 12	P 51 16	ERA 3.52 6.75	WHIP 1.174 1.500													

AB	52
R	8
H	14
RBI	7
BB	3
SO	13
LOB	24



Batter	1	2	3	4	5	6	7	8	9	10	11	12	13	AB R H RBI BB SO LOB	BOTTOM															
Bobby Bonds, R OBP: 0.457, SLG: 0.629 (8, 8)	5-3		F3								F6			5 1 2 1 1 0 0	Philadelphia Phillies @ San Francisco Giants Candlestick Park, San Francisco, CA Sun May 03 1970, 6:33 AM EDT Unknown															
Ron Hunt, R OBP: 0.451, SLG: 0.478 (1, 4)	5-3			E SF9 1B							F7		FC5-4 1B	6 1 1 0 0 0 3																
Willie Mays, R OBP: 0.385, SLG: 0.453 Steve Whitaker, L OBP: 0.179, SLG: 0.160 (8, 7)	6-3			E1 SF9 1B									F5	4 2 2 1 0 0 1																
Willie McCovey, L OBP: 0.407, SLG: 0.482 (1, 3)														2 0 0 0 0 0 0																
Dick Dietz, R OBP: 0.436, SLG: 0.725 (1, 2)														4 0 0 0 2 2 1																
Jim Davenport, R OBP: 0.286, SLG: 0.250 (1, 5)														6 1 3 1 0 1 4																
Bob Taylor, L OBP: 0.320, SLG: 0.105 Ken Henderson, S OBP: 0.491, SLG: 0.500 (4, PH) (5, 7) (8, 9)														4 0 1 1 1 0 2																
Hal Lanier, R OBP: 0.256, SLG: 0.333 (1, 6)														4 0 1 1 1 0 2																
Bob Taylor, L OBP: 0.320, SLG: 0.105 Ken Henderson, S OBP: 0.491, SLG: 0.500 (4, PH) (5, 7) (8, 9)														4 0 1 1 1 0 2																
Hal Lanier, R OBP: 0.256, SLG: 0.333 (1, 6)														4 0 1 1 1 0 2																
Mike McCormick, L Don McMahon, R Don Mason, L Frank Linzy, R Ron Bryant, L Al Callaghan, R (11, 1) (8, 1) (6, PH) (5, 1) (6, 1) (6, 1) (11, PH)														4 0 1 1 1 0 2																
Inning Stats	R: 0 E: 0 K: 0 S: 3	H: 0 LOB: 0 BB: 0 P: 3	R: 0 E: 0 K: 0 S: 3	H: 1 LOB: 1 BB: 1 P: 7	R: 0 E: 0 K: 0 S: 3	H: 0 LOB: 0 BB: 0 P: 3	R: 1 E: 1 K: 1 S: 7	H: 1 LOB: 2 BB: 1 P: 11	R: 0 E: 0 K: 0 S: 4	H: 1 LOB: 1 BB: 0 P: 4	R: 3 E: 0 K: 0 S: 7	H: 4 LOB: 1 BB: 0 P: 7	R: 2 E: 0 K: 0 S: 4	H: 2 LOB: 0 BB: 1 P: 8		R: 0 E: 0 K: 1 S: 5	H: 0 LOB: 0 BB: 0 P: 5	R: 0 E: 0 K: 0 S: 3	H: 0 LOB: 2 BB: 1 P: 3	R: 0 E: 0 K: 1 S: 6	H: 1 LOB: 1 BB: 0 P: 6	R: 0 E: 0 K: 1 S: 5	H: 0 LOB: 0 BB: 0 P: 5	R: 0 E: 0 K: 1 S: 6	H: 1 LOB: 1 BB: 0 P: 6	1B: 8 2B: 0 3B: 2 HR: 2	SF: 1 SAC: 1 DP: 2 HBP: 0	WP: 1 PB: 0 SB: 2 CS: 0	PA: 54	
PITCHER	IP WLS BF H R ER SO BB IBB HBP BLK WP HR S P ERA WHIP																													
Rick Wise, R ERA: 3.62 Bill Wilson, R ERA: 4.09 Lowell Palmer, R ERA: 3.0 Joe Hoerner, L ERA: 0.73	5.2 1.1 2.0 4.0	WLS 26 6 16	BF 26 6 16	H 7 3	R 4 0	ER 3 0	SO 1 2	BB 1 0	IBB 1 0	HBP 0 0	BLK 0 0	WP 1 0	HR 0 5	S 26 9	P 34 8	ERA 4.76 13.50	WHIP 1.412 2.250													

AB	48
R	6
H	12
RBI	6
BB	4
SO	6
LOB	19



Batter	1	2	3	4	5	6	7	8	9	AB	R	H	RBI	BB	SO	LOB	TOP								
Bobby Bonds, R OBP: 0.434, SLG: 0.596 (1, 9)	0-0 6-3		0-3 K			0-0 SH1-3 HR 1B		0-0 HR	0-0 6-3	5	2	2	1	0	1	0	San Francisco Giants @ New York Mets Shea Stadium, Flushing, NY Fri May 08 1970, 7:05 PM EDT Att: 43,109 - Unknown								
Ron Hunt, R OBP: 0.444, SLG: 0.451 (1, 4)	0-3 K		0-0 1-3			0-0 SH1-3 1-2		1-0 1B 1-3 HBP	0-0 1B	3	1	1	0	0	1	0									
Willie Mays, R OBP: 0.396, SLG: 0.550 (1, 8)	0-0 HR			0-3 K		0-0 2-H HR		0-0 1-3 2B 1B	0-0 F9	5	3	3	3	0	1	1									
Willie McCovey, L OBP: 0.403, SLG: 0.463 (1, 3)	0-3 K			0-0 F8		0-0 3-1		0-0 1-3 1B	0-0 L8	5	0	0	1	0	1	2									
Ken Henderson, S OBP: 0.485, SLG: 0.514 Bob Taylor, L OBP: 0.296, SLG: 0.095 (8, PR) (8, 7)		0-0 4-3 1B		4-0 BB		0-0 6-3		0-0 1B 2-H FC6-4 2B		3	0	2	1	1	0	0									
Dick Dietz, R OBP: 0.447, SLG: 0.703 (1, 2)	0-0 4-3 1-2			0-0 F3				0-0 FC6-4 1B	0-0 FC6-4 1B IBB	3	0	1	0	1	0	2									
Tito Fuentes, S OBP: 0.327, SLG: 0.391 (1, 5)	0-0 P4				0-0 1-3			0-0 FC6-4 1-2 1B	0-0 FC6-4 1B	4	0	1	0	0	0	2									
Hal Lanier, R OBP: 0.250, SLG: 0.308 (1, 6)	0-3 K				0-0 6-3			0-0 F7 1-2 2-3 3-H	0-0 FC6-4 1B	4	0	0	1	0	1	4									
Migel Puente, R (1, 1)			0-3 K		0-0 P4			0-3 K	0-3 K	4	0	0	0	0	3	4									
Inning Stats	R: 1 E: 0 K: 2 S: 8	H: 1 LOB: 0 BB: 0 P: 8	R: 0 E: 0 K: 1 S: 6	H: 1 LOB: 1 BB: 0 P: 6	R: 0 E: 0 K: 2 S: 7	H: 0 LOB: 0 BB: 0 P: 7	R: 0 E: 0 K: 1 S: 5	H: 0 LOB: 1 BB: 1 P: 9	R: 0 E: 0 K: 0 S: 3	H: 0 LOB: 0 BB: 0 P: 3	R: 2 E: 0 K: 0 S: 5	H: 2 LOB: 0 BB: 0 P: 5	R: 0 E: 0 K: 1 S: 6	H: 1 LOB: 1 BB: 0 P: 6	R: 4 E: 0 K: 1 S: 9	H: 4 LOB: 3 BB: 1 P: 14		R: 0 E: 0 K: 0 S: 4	H: 1 LOB: 1 BB: 0 P: 4	1B: 6 2B: 1 3B: 0 HR: 3	SF: 0 SAC: 1 DP: 0 HBP: 1	WP: 0 PB: 0 SB: 0 CS: 0	PA: 40		
PITCHER	IP	WLS	BF	H	R	ER	SO	BB	IBB	HBP	BLK	WP	HR	S	P	ERA	WHIP								
Gary Gentry, R ERA: 2.06 (1, 1)	7.0	L	27	5	3	3	7	1	0	0	0	0	2	40	44	3.86	0.857								
Don Cardwell, R ERA: 6.75 (8, 1)	0.1		5	3	4	4	0	0	0	1	0	0	1	4	5	108.00	9.000								
Cal Koonce, R ERA: 2.77 (8, 1)	1.2		8	2	0	0	1	0	1	0	0	0	0	9	13	0.00	1.200								

livebaseballscores.com

AB	36
R	7
H	10
RBI	7
BB	2
SO	8
LOB	15



Batter	1	2	3	4	5	6	7	8	9	AB	R	H	RBI	BB	SO	LOB	BOTTOM								
Tommie Agee, R OBP: 0.325, SLG: 0.362 (1, 8)	0-0 F9		0-0 F3		0-0 E6 S		0-0 1-2 1B		0-0 F7	5	0	1	0	0	0	1	San Francisco Giants @ New York Mets Shea Stadium, Flushing, NY Fri May 08 1970, 7:05 PM EDT Att: 43,109 - Unknown								
Bud Harrelson, S OBP: 0.403, SLG: 0.467 (1, 6)	0-0 6-3		0-0 L7		0-0 F9 1-2		0-3 K		0-0 F7	5	0	0	0	0	1	4									
Cleon Jones, R OBP: 0.298, SLG: 0.239 (1, 7)	4-0 1B BB		0-0 5-3		4-0 BB		0-0 G5-3 2-3F			2	0	0	0	2	0	2									
Art Shamsky, L OBP: 0.393, SLG: 0.366 (1, 9)	0-0 1-2 1B			0-0 BB 1B	0-0 P4			0-0 P5		4	0	2	0	0	0	2									
Ken Boswell, L OBP: 0.369, SLG: 0.421 (1, 4)	0-0 3-1			0-0 F9		0-0 P4		0-0 HR		4	1	1	1	0	0	3									
Mike Jorgensen, L OBP: 0.273, SLG: 0.385 (1, 3)		0-0 P4		0-0 P3		0-0 2B		0-0 F8		4	0	1	0	0	0	1									
Wayne Garrett, L OBP: 0.351, SLG: 0.310 (1, 5)		0-0 2B		4-0 1-2 BB	0-0 F5		0-0 K		0-3 K	3	0	1	0	1	1	1									
Duffy Dyer, R OBP: 0.305, SLG: 0.196 Ed Kranepool, L OBP: 0.266, SLG: 0.211 (9, PH)		0-3 K		0-3 K		0-3 K			0-0 F7	3	0	0	0	0	3	4									
Gary Gentry, R Dave Marshall, L OBP: 0.238, SLG: 0.476 Don Cardwell, R (8, 1)		0-3 K			0-3 K				4-0 BB	2	0	0	0	0	2	1									
Cal Koonce, R Ron Swoboda, R OBP: 0.426, SLG: 0.304 (9, PH)					0-3 K		0-0 G5-3 1B			1	0	1	0	0	0	0									
Inning Stats	R: 0 E: 0 K: 0 S: 4	H: 1 LOB: 2 BB: 1 P: 8	R: 0 E: 0 K: 2 S: 8	H: 1 LOB: 1 BB: 0 P: 8	R: 0 E: 0 K: 1 S: 3	H: 0 LOB: 0 BB: 0 P: 3	R: 0 E: 0 K: 1 S: 6	H: 1 LOB: 2 BB: 1 P: 10	R: 0 E: 0 K: 1 S: 6	H: 0 LOB: 0 BB: 0 P: 6	R: 0 E: 0 K: 1 S: 6	H: 2 LOB: 1 BB: 0 P: 6	R: 0 E: 0 K: 1 S: 6	H: 1 LOB: 0 BB: 0 P: 6	R: 1 E: 0 K: 1 S: 6	H: 1 LOB: 0 BB: 0 P: 6	R: 0 E: 0 K: 0 S: 3	H: 0 LOB: 1 BB: 1 P: 7	1B: 4 2B: 2 3B: 0 HR: 1	SF: 0 SAC: 0 DP: 1 HBP: 0	WP: 0 PB: 0 SB: 1 CS: 0	PA: 38			
PITCHER	IP	WLS	BF	H	R	ER	SO	BB	IBB	HBP	BLK	WP	HR	S	P	ERA	WHIP								
Migel Puente, R ERA: 5.06 (1, 1)	9.0	W	38	7	1	1	7	4	0	0	0	0	1	48	64	1.00	1.222								

livebaseballscores.com

AB	34
R	1
H	7
RBI	1
BB	4
SO	7
LOB	19



Batter	1	2	3	4	5	6	7	8	9	AB	R	H	RBI	BB	SO	LOB	TOP										
Bobby Bonds, R OBP: 0.433, SLG: 0.597 (1, 9) (7, 8)	0-0 4-3 1B 2B		0-0 6-3		0-0 F9	0-0 1-3 3-H 1B		0-0 F8		5	1	2	1	0	0	2											
Ron Hunt, R OBP: 0.437, SLG: 0.442 (1, 4) (7, 4)	0-0 4-3		0-0 F8		0-0 1B	0-0 F8		0-0 F9		4	0	1	0	0	0	3											
Bob Heise, R OBP: 0.310, SLG: 0.282 (7, 4)	0-0 2-3		0-0 F8		0-0 1B	0-0 F8		0-0 F9		1	0	0	0	0	0	2											
Willie Mays, R OBP: 0.399, SLG: 0.530 Steve Whitaker, L OBP: 0.167, SLG: 0.148 (1, 8) (7, 7)	0-3 K		4-0 2B BB		0-0 F3		0-3 K		0-3 K	3	1	0	0	1	2	2											
Willie McCovey, L OBP: 0.410, SLG: 0.480 (1, 3)	0-0 1B		0-0 1-H HR 2B		0-0 FC4-6 1B		0-0 F5		0-0 4-3	5	1	3	2	0	0												
Ken Henderson, S OBP: 0.482, SLG: 0.545 (1, 7) (7, 9)	0-0 F8		0-0 2-H HR		0-0 FC4-6 1B		0-0 2B		0-0 F7	5	1	2	2	0	0	3											
Dick Dietz, R OBP: 0.446, SLG: 0.688 (1, 2)		4-0 FC5-4 BB	0-0 F9		4-0 FC4-6 1B BB		0-3 K			2	1	0	0	2	1	1											
Tito Fuentes, S OBP: 0.339, SLG: 0.400 (1, 5)		0-0 F7		0-0 F8		0-0 FC4-6 1B		0-0 BB 1B		4	0	2	0	0	0	1											
Hal Lanier, R OBP: 0.236, SLG: 0.290 (1, 6)		0-0 F4		0-0 F4		0-0 FC4-6 1B 2-3		0-0 F6		4	0	0	0	0	0	4											
Rich Robertson, R Frank Linzy, R Ron Bryant, S Frank Reberger, R Al Gallagher, R Don McMahon, R Jim Davenport, R Mike McCormick, L (1, 1) (3, 1) (5, 1) (5, 1) (6, PH) (6, 1) (6, PH) (8, 1)		0-0 FC5-4		0-3 K		0-3 K		4-0 1-2 BB		1	0	0	0	0	0	1											
Inning Stats	R: 1 E: 0 K: 1 S: 7	H: 2 LOB: 1 BB: 0 P: 7	R: 0 E: 0 K: 0 S: 3	H: 0 LOB: 1 BB: 1 P: 7	R: 3 E: 0 K: 0 S: 5	H: 2 LOB: 0 BB: 1 P: 9	R: 0 E: 0 K: 1 S: 5	H: 0 LOB: 0 BB: 0 P: 5	R: 0 E: 0 K: 1 S: 7	H: 2 LOB: 2 BB: 1 P: 11	R: 0 E: 0 K: 2 S: 8	H: 1 LOB: 1 BB: 0 P: 8	R: 0 E: 0 K: 0 S: 4	H: 1 LOB: 2 BB: 1 P: 8	R: 0 E: 0 K: 1 S: 5	H: 0 LOB: 0 BB: 0 P: 5	1B: 6 2B: 3 3B: 0 HR: 1	SF: 0 SAC: 0 DP: 0 HBP: 0	WP: 0 PB: 0 SB: 0 CS: 0	PA: 41							
PITCHER	IP	WLS	BF	H	R	ER	SO	BB	IBB	HBP	BLK	WP	HR	S	P	ERA	WHIP										
Jerry Koosman, L ERA: 3.1 Ron Taylor, R ERA: 2.51 (1, 1) (8, 1)	7.1	W	36	10	5	5	5	4	0	0	0	0	0	42	58	6.14	1.909										

San Francisco Giants @ New York Mets
Shea Stadium, Flushing, NY
Sat May 09 1970, 3:33 AM EDT
Att: 41,655 - Unknown

livebaseballscorecards.com

AB 37
R 5
H 10
RBI 5
BB 4
SO 6
LOB 21

GIANTS

Batter	1	2	3	4	5	6	7	8	9	AB	R	H	RBI	BB	SO	LOB	BOTTOM										
Tommie Agee, R OBP: 0.341, SLG: 0.361 (1, 8)	4-0 S BB	4-0 1B BB		0-0 F8	0-0 1-2 1B 1B	4-0 1B BB		0-3 K		3	2	1	2	3	1	0											
Bud Harrelson, S OBP: 0.408, SLG: 0.468 (1, 6)	0-0 F6	0-0 1-2 2-3 3-H 1B		0-0 4-3	0-0 1-2 1B 1B	0-0 1B BB		0-0 6-3		6	2	3	2	0	0	1											
Dave Marshall, L OBP: 0.296, SLG: 0.481 (1, 7)	0-0 F7	0-0 F9		0-0 6-3	0-0 1-3 2-H 3-H 1B 1B	0-0 1B BB		0-0 1B		6	1	3	4	0	0	3											
Art Shamsky, L OBP: 0.404, SLG: 0.434 Ron Swoboda, R OBP: 0.419, SLG: 0.298 (1, 9) (7, 9)	0-0 5-3		0-0 HR		0-0 1B 2B	0-0 F5		0-0 6-3		5	2	3	3	0	0	2											
Ken Boswell, L OBP: 0.371, SLG: 0.419 (1, 4)		0-0 CS 1B	0-0 F8		0-0 1B BB F9	0-3 K				5	1	2	0	0	1	2											
Donn Clendenen, R OBP: 0.270, SLG: 0.410 Mike Jorgensen, L OBP: 0.273, SLG: 0.385 (1, 3) (8, 3)	0-3 K	0-3 K	0-0 F8		0-0 1B BB	0-0 F9		0-0 F9		5	1	2	1	0	1	1											
Wayne Garrett, L OBP: 0.395, SLG: 0.310 Joe Foy, R OBP: 0.311, SLG: 0.281 (1, 5) (6, PH) (6, 5)	4-0 BB BB BB	4-0 BB BB BB	4-0 BB BB		4-0 1B BB BB	4-0 BB BB		4-0 BB		0	1	0	0	2	0	0											
Duffy Dyer, R OBP: 0.313, SLG: 0.185 (1, 2)	4-0 BB BB BB	4-0 BB BB BB	4-0 BB BB		4-0 K BB	4-0 K BB		0-0 F8		3	1	0	0	2	2	6											
Jerry Koosman, R OBP: 0.200, SLG: 0.111 Ron Taylor, R (1, 1) (8, 1)	4-0 1-2 2-3 BB	4-0 1-2 2-3 BB	0-3 K		0-0 1B 1B 1B	0-0 F4		0-3 K		4	2	1	1	1	2	3											
Inning Stats	R: 0 E: 0 K: 0 S: 3	H: 0 LOB: 1 BB: 1 P: 7	R: 3 E: 0 K: 1 S: 6	H: 2 LOB: 2 BB: 4 P: 22	R: 1 E: 0 K: 1 S: 6	H: 1 LOB: 2 BB: 2 P: 14	R: 0 E: 0 K: 0 S: 3	H: 0 LOB: 0 BB: 0 P: 3	R: 8 E: 0 K: 2 S: 16	H: 9 LOB: 3 BB: 2 P: 24	R: 2 E: 0 K: 1 S: 7	H: 2 LOB: 1 BB: 1 P: 11	R: 0 E: 0 K: 1 S: 5	H: 0 LOB: 1 BB: 1 P: 9	R: 0 E: 0 K: 1 S: 6	H: 1 LOB: 0 BB: 0 P: 6	1B: 13 2B: 1 3B: 0 HR: 1	SF: 0 SAC: 0 DP: 0 HBP: 0	WP: 0 PB: 1 SB: 1 CS: 1	PA: 49							
PITCHER	IP	WLS	BF	H	R	ER	SO	BB	IBB	HBP	BLK	WP	HR	S	P	ERA	WHIP										
Rich Robertson, R ERA: 3.91 Frank Linzy, R ERA: 6.46 Ron Bryant, L ERA: 5.33 Frank Reberger, R ERA: 8.34 Don McMahon, R ERA: 6.0 (1, 1) (3, 1) (5, 1) (5, 1) (6, 1)	2.2	L	7	3	3	3	1	0	0	0	0	0	0	9	9	20.25	2.250										
Mike McCormick, L ERA: 4.5 (8, 1)	1.0		4	1	0	0	1	0	0	0	0	0	0	6	6	9.00	1.000										

San Francisco Giants @ New York Mets
Shea Stadium, Flushing, NY
Sat May 09 1970, 3:33 AM EDT
Att: 41,655 - Unknown

livebaseballscorecards.com

AB 38
R 14
H 15
RBI 13
BB 11
SO 7
LOB 19

Mets

Batter	1	2	3	4	5	6	7	8	9	AB	R	H	RBI	BB	SO	LOB	TOP								
Bobby Bonds, R OBP: 0.435, SLG: 0.589 (1, 8)										5	2	2	2	1	0	0	San Francisco Giants @ New York Mets Shea Stadium, Flushing, NY Sun May 10 1970, 3:33 AM EDT Att: 36,018 - Unknown								
Ron Hunt, R OBP: 0.440, SLG: 0.457 (1, 4)										6	2	3	0	0	1	4									
Willie McCovey, L OBP: 0.417, SLG: 0.538 (1, 3)										4	2	2	6	1	0	1									
Ken Henderson, S OBP: 0.486, SLG: 0.579 (1, 9)										4	1	2	2	1	0	2									
Bob Burda, L OBP: 0.421, SLG: 0.214 (1, 7)										4	0	1	0	1	1	2									
Bob Taylor, L OBP: 0.296, SLG: 0.095 (8, PR) (8, 7)											0	0	0	0	0	0		0							
Tito Fuentes, S OBP: 0.311, SLG: 0.364 (1, 5)										5	0	0	0	0	0	6									
Russ Gibson, R OBP: 0.323, SLG: 0.414 (1, 2)										4	1	1	0	1	1	0									
Hal Lanier, R OBP: 0.260, SLG: 0.311 (1, 6)										5	2	3	0	0	0	1									
Juan Marichal, R (1, 1)										3	1	0	0	1	1	3									
Inning Stats	R: 2 E: 0 K: 1 S: 7	H: 2 LOB: 0 BB: 0 P: 7	R: 0 E: 0 K: 1 S: 6	H: 1 LOB: 1 BB: 0 P: 6	R: 2 E: 0 K: 0 S: 5	H: 2 LOB: 1 BB: 1 P: 9	R: 5 E: 0 K: 0 S: 7	H: 4 LOB: 1 BB: 2 P: 15	R: 1 E: 1 K: 2 S: 9	H: 1 LOB: 0 BB: 0 P: 9	R: 0 E: 0 K: 0 S: 4	H: 1 LOB: 1 BB: 0 P: 4	R: 0 E: 0 K: 0 S: 3	H: 0 LOB: 0 BB: 0 P: 3	R: 0 E: 0 K: 0 S: 4	H: 1 LOB: 3 BB: 2 P: 12	R: 1 E: 0 K: 0 S: 4	H: 2 LOB: 1 BB: 1 P: 8	1B: 8 2B: 3 3B: 0 HR: 3	SF: 0 SAC: 1 DP: 1 HBP: 0	WP: 1 PB: 0 SB: 0 CS: 0	PA: 47			
PITCHER	IP	WLS	BF	H	R	ER	SO	BB	IBB	HBP	BLK	WP	HR	S	P	ERA	WHIP								
Nolan Ryan, R ERA: 3.22 (1, 1)	3.1	L	19	7	7	7	2	2	0	0	0	0	2	21	29	18.90	2.700								
Tug McGraw, L ERA: 3.33 (4, 1)	0.2	5	2	2	2	2	0	1	0	0	0	0	1	4	8	27.00	4.500								
Jim McAndrew, R ERA: 7.71 (5, 1)	2.0	9	2	1	0	2	0	0	0	0	0	1	0	13	13	0.00	1.000								
Cal Koonce, R ERA: 2.81 (7, 1)	3.0	14	3	1	1	0	0	1	2	0	0	0	0	11	23	3.00	1.333								

Batter	1	2	3	4	5	6	7	8	9	AB	R	H	RBI	BB	SO	LOB	BOTTOM								
Tommie Agee, R OBP: 0.328, SLG: 0.345 (1, 8)										5	0	0	0	0	1	1	San Francisco Giants @ New York Mets Shea Stadium, Flushing, NY Sun May 10 1970, 3:33 AM EDT Att: 36,018 - Unknown								
Bud Harrelson, S OBP: 0.400, SLG: 0.457 (1, 6)										5	1	1	0	0	1	1									
Dave Marshall, L OBP: 0.290, SLG: 0.433 (1, 7)										3	0	0	0	1	1	1									
Art Shamsky, L OBP: 0.409, SLG: 0.488 (1, 9)										4	2	2	2	0	0	1									
Ken Boswell, L OBP: 0.365, SLG: 0.409 (1, 4)										4	1	1	0	0	1	1									
Donn Clendenen, R OBP: 0.299, SLG: 0.492 (1, 3)										4	2	3	2	0	0	1									
Wayne Garrett, L OBP: 0.372, SLG: 0.394 (1, 5)										4	1	1	2	0	0	2									
Duffy Dyer, R OBP: 0.309, SLG: 0.190 (1, 2)										4	0	1	1	0	0	1									
Nolan Ryan, R OBP: 0.443, SLG: 0.143 (1, 1)										1	0	1	0	0	0	0									
Tug McGraw, R OBP: 0.200, SLG: 0.000 (4, PR)		0	0	0	0	0	0	0	0	0	0	0	0	0	0	0		0							
Ed Killebrew, L OBP: 0.275, SLG: 0.200 (5, PR)		0	0	0	0	0	0	0	0	0	0	0	0	0	0	0	0								
Jim McAndrew, R OBP: 0.412, SLG: 0.000 (5, PR)		0	0	0	0	0	0	0	0	0	0	0	0	0	0	0	0								
Ron Swoboda, R OBP: 0.000, SLG: 0.000 (7, 1)		0	0	0	0	0	0	0	0	0	0	0	0	0	0	0	0								
Cal Koonce, R OBP: 0.290, SLG: 0.235 (7, 1)										1	0	0	0	0	0	0									
Mike Jorgensen, L OBP: 0.200, SLG: 0.000 (9, PR)										0	0	0	0	0	0	0									
Inning Stats	R: 0 E: 1 K: 0 S: 3	H: 0 LOB: 0 BB: 0 P: 3	R: 3 E: 0 K: 1 S: 9	H: 4 LOB: 1 BB: 0 P: 9	R: 3 E: 0 K: 1 S: 8	H: 3 LOB: 0 BB: 0 P: 8	R: 0 E: 0 K: 0 S: 3	H: 0 LOB: 0 BB: 0 P: 3	R: 0 E: 0 K: 0 S: 5	H: 2 LOB: 1 BB: 0 P: 5	R: 0 E: 0 K: 1 S: 5	H: 0 LOB: 1 BB: 1 P: 9	R: 0 E: 0 K: 1 S: 6	H: 1 LOB: 1 BB: 0 P: 6	R: 0 E: 0 K: 0 S: 3	H: 0 LOB: 0 BB: 0 P: 3	1B: 5 2B: 3 3B: 0 HR: 3	SF: 0 SAC: 0 DP: 1 HBP: 0	WP: 0 PB: 0 SB: 0 CS: 0	PA: 38					
PITCHER	IP	WLS	BF	H	R	ER	SO	BB	IBB	HBP	BLK	WP	HR	S	P	ERA	WHIP								
Juan Marichal, R ERA: 5.57 (1, 1)	9.0	W	38	10	7	7	4	1	0	0	0	0	3	45	49	7.00	1.222								



Batter	1	2	3	4	5	6	7	8	9	10	11	12	13	14	AB	R	H	RBI	BB	SO	LOB	TOP	
Bobby Bonds, R OBP: 0.418, SLG: 0.561 (1, 9)	F4	FC5			K		K		K		1-3		BB 1B	L4	8	0	1	0	0	3	6		
Ron Hunt, R OBP: 0.414, SLG: 0.424 (1, 4)	K		6-3		F4		F7			6-3	E6		F4		7	0	0	0	0	1	3		
Willie Mays, R OBP: 0.393, SLG: 0.511 (1, 9)	1B 1B		F5		K			6-3		BB 1B BB	F8		BB		5	1	1	0	2	1	1		
Willie McCovey, L OBP: 0.411, SLG: 0.523 (1, 3)	1-2 1B		K			F2		BB 1B		K	F4		F3		7	0	2	0	0	2	5		
Ken Henderson, S OBP: 0.497, SLG: 0.576 (1, 7)	G3				HR 1B			BB 1B		BB 1B BB			F8	SH1-3 1B BB	4	3	2	0	3	0	2		
Dick Dietz, R OBP: 0.456, SLG: 0.707 (1, 2)		FC1-5 BB			HR		F8	K		BB 1B BB	BB		F8	E SH1-3 1B	6	2	3	3	1	1	3		
Tito Fuentes, S OBP: 0.313, SLG: 0.350 Mike McCormick, L (14, 1)		FC5 FC1-5 1-2 1B			6-3		F7	F7		FC5 1B IBB			5-3	SH1-3	5	0	1	0	1	0	3		
Hal Lanier, R OBP: 0.285, SLG: 0.304 Jim Davenport, R OBP: 0.333, SLG: 0.250 (14, PH)		K			6-3		F9	F9		FC5 1B IBB			1B BB	L4 E IBB	5	0	1	2	1	1	2		
Gaylord Perry, R OBP: 0.111, SLG: 0.148 Bob Burda, L OBP: 0.400, SLG: 0.200 Bob Herbel, R OBP: 0.310, SLG: 0.282 (14, PR)		FC1-5			4-3					6-3	FC5		K	E3	6	0	1	0	0	1	5		
Inning Stats	R: 0 E: 0 K: 1 S: 7	H: 2 LOB: 2 BB: 0 P: 7	R: 0 E: 0 K: 1 S: 5	H: 1 LOB: 2 BB: 1 P: 10	R: 0 E: 0 K: 1 S: 5	H: 0 LOB: 0 BB: 0 P: 5	R: 2 E: 0 K: 0 S: 4	H: 2 LOB: 0 BB: 0 P: 5	R: 0 E: 0 K: 1 S: 6	H: 1 LOB: 1 BB: 0 P: 6	R: 0 E: 0 K: 1 S: 6	H: 0 LOB: 0 BB: 0 P: 5	R: 3 E: 0 K: 1 S: 7	H: 2 LOB: 2 BB: 3 P: 19	R: 0 E: 1 K: 0 S: 4	H: 0 LOB: 0 BB: 0 P: 3	R: 0 E: 0 K: 1 S: 6	H: 1 LOB: 3 BB: 2 P: 14	R: 1 E: 1 K: 0 S: 4	H: 1 LOB: 2 BB: 2 P: 12	1B: 11 2B: 1 3B: 0 HR: 1	SF: 0 SAC: 1 DP: 1 HBP: 0	WP: 0 PA: 64
PITCHER	IP WLS BF H R ER SO BB IBB HBP BLK WP HR S P ERA WHIP	PITCHER														IP WLS BF H R ER SO BB IBB HBP BLK WP HR S P ERA WHIP							
Pat Dobson, R ERA: 3.38 (1, 1)	6.0	2.0	9	2	0	0	2	1	0	0	0	0	0	0	12	16	0.00	1.500					
Tom Dukes, R ERA: 3.0 (7, 1)	2.0	9	2	0	0	2	1	0	0	0	0	0	0	0	12	24	13.50	2.000					
Dave Roberts, L ERA: 1.95 (9, 1)	2.0	11	2	3	3	2	2	1	0	0	0	0	0	0	12	24	13.50	2.000					
Ron Herbel, R ERA: 3.23 (11, 1)	3.0	13	1	0	0	1	2	0	0	0	0	0	0	0	13	21	0.00	1.000					
Gary Ross, R ERA: 4.41 (14, 1)	1.0	L	6	1	1	1	0	1	1	0	0	0	0	0	4	12	9.00	2.000					

San Francisco Giants @ San Diego Padres
San Diego Stadium, San Diego, CA
Mon May 11 1970, 10:05 PM EDT
Att. 9,064 - Unknown

AB 54
R 6
H 12
RBI 6
BB 9
SO 10
LOB 32



Batter	1	2	3	4	5	6	7	8	9	10	11	12	13	14	AB	R	H	RBI	BB	SO	LOB	BOTTOM
Dave Campbell, R OBP: 0.321, SLG: 0.380 (1, 4)	5-3		K			SH3-4		F9		5-3 FC3-2 IBB		5-3		F8	5	0	0	0	1	1	2	
Steve Huntz, S OBP: 0.270, SLG: 0.359 (1, 6)	G3		F2			6-3		G3		FC3-2 5-3		F8		BB	6	0	0	0	1	0	5	
Cito Gaston, R OBP: 0.350, SLG: 0.496 (1, 9)	1B 3B				K					5-3		F3		F6	7	1	2	2	0	2	4	
Al Ferrara, R OBP: 0.370, SLG: 0.458 Ron Herbel, R (11, 1)					6-3					F9				SH5-4 1B	5	0	1	1	0	2	4	
Ivan Murrell, R OBP: 0.290, SLG: 0.450 (14, 9)	3-H 1B				6-3		K2-3			K					0	0	0	0	0	0	0	
Nate Colbert, R OBP: 0.315, SLG: 0.544 (1, 3)	K				6-3					K				SH5-4 1B	4	0	0	0	1	2	1	
Ollie Brown, R OBP: 0.346, SLG: 0.447 Gary Ross, R (14, 1)			K							HR BB				G6-4-3 IBB	3	1	2	1	3	1	0	
Ed Spiezio, R OBP: 0.378, SLG: 0.369 (1, 5)			K					2-3 1B		1B 1B				G6-4-3	6	1	1	0	0	2	6	
Chris Cannizzaro, R OBP: 0.344, SLG: 0.362 Ron Stocum, R OBP: 0.288, SLG: 0.333 (11, 2)			K			6-3		2-3 1B		1-3				4-3	4	0	1	0	0	1	0	
Pat Dobson, R ERA: 3.38 (1, 1)	6.0	2.0	9	2	0	0	2	1	0	0	0	0	0	0	12	16	0.00	1.500				
Tom Dukes, R ERA: 3.0 (7, 1)	2.0	11	2	3	3	2	2	1	0	0	0	0	0	0	12	24	13.50	2.000				
Dave Roberts, L ERA: 1.95 (9, 1)	2.0	13	1	0	0	1	2	0	0	0	0	0	0	0	13	21	0.00	1.000				
Ron Herbel, R ERA: 3.23 (11, 1)	3.0	13	1	0	0	1	2	0	0	0	0	0	0	0	13	21	0.00	1.000				
Gary Ross, R ERA: 4.41 (14, 1)	1.0	L	6	1	1	1	0	1	1	0	0	0	0	0	4	12	9.00	2.000				
PITCHER	IP WLS BF H R ER SO BB IBB HBP BLK WP HR S P ERA WHIP	PITCHER														IP WLS BF H R ER SO BB IBB HBP BLK WP HR S P ERA WHIP						
Gaylord Perry, R ERA: 4.92 (1, 1)	13.0	52	10	5	5	12	4	0	0	0	0	0	0	0	70	94	3.46	1.077				
Mike McCormick, L ERA: 4.4 (14, 1)	1.0	S	5	1	0	0	0	1	0	0	0	0	0	0	4	8	0.00	2.000				

San Francisco Giants @ San Diego Padres
San Diego Stadium, San Diego, CA
Mon May 11 1970, 10:05 PM EDT
Att. 9,064 - Unknown

AB 48
R 5
H 11
RBI 5
BB 7
SO 12
LOB 26



Batter	1	2	3	4	5	6	7	8	9	AB	R	H	RBI	BB	SO	LOB	TOP					
Bobby Bonds, R OBP: 0.425, SLG: 0.556 (1, 9)										3	2	1	0	2	1	1						
Ron Hunt, R OBP: 0.405, SLG: 0.423 (1, 4)										5	0	1	1	0	0	2						
Willie Mays, R OBP: 0.384, SLG: 0.505 (1, 8)										5	0	1	0	0	2	2						
Willie McCovey, L OBP: 0.424, SLG: 0.549 (1, 3)										2	2	1	1	3	0	0						
Ken Henderson, S OBP: 0.497, SLG: 0.570 (1, 7)										3	1	1	0	1	0	4						
Dick Dietz, R OBP: 0.466, SLG: 0.725 (1, 2)										3	0	2	3	1	0	0						
Tito Fuentes, S OBP: 0.310, SLG: 0.344 (1, 5)										4	0	1	0	0	1	2						
Hal Lanier, R OBP: 0.256, SLG: 0.293 (8, PH)										3	0	0	0	0	0	2						
Bob Taylor, L OBP: 0.321, SLG: 0.136 (8, PR)										1	0	1	0	0	0	0						
Bob Heise, R OBP: 0.310, SLG: 0.282 (8, 6)										0	0	0	0	0	0	0						
Miguel Puentes, R (4, 1)										2	0	0	0	0	0	2						
Bill Faul, R (4, 1)										0	0	0	0	0	0	0						
Don Mason, L (6, PH)										1	0	0	0	0	0	0						
Frank Reberger, L OBP: 0.345, SLG: 0.170 (6, 1)										0	0	0	0	0	0	0						
Bob Burda, L OBP: 0.327, SLG: 0.158 (8, PH)										1	0	0	0	0	0	1						
Frank Linzy, R (8, 1)										0	0	0	0	0	0	0						
Inning Stats	R: 0 E: 0 K: 1 S: 6	H: 1 LOB: 2 BB: 1 P: 10	R: 0 E: 0 K: 1 S: 6	H: 2 LOB: 1 BB: 0 P: 6	R: 1 E: 0 K: 1 S: 5	H: 1 LOB: 1 BB: 2 P: 13	R: 0 E: 0 K: 1 S: 6	H: 0 LOB: 1 BB: 0 P: 6	R: 3 E: 0 K: 0 S: 5	H: 2 LOB: 1 BB: 2 P: 13	R: 0 E: 0 K: 0 S: 3	H: 0 LOB: 1 BB: 1 P: 7	R: 1 E: 0 K: 1 S: 6	H: 2 LOB: 1 BB: 1 P: 10	R: 0 E: 0 K: 0 S: 3	H: 1 LOB: 1 BB: 0 P: 3	R: 0 E: 0 K: 1 S: 5	H: 0 LOB: 0 BB: 0 P: 5	1B: 5 2B: 2 3B: 1 HR: 1	SF: 0 SAC: 0 DP: 3 HBP: 0	WP: 0 PB: 0 SB: 1 CS: 1	PA: 40
PITCHER	IP	WLS	BF	H	R	ER	SO	BB	IBB	HBP	BLK	WP	HR	S	P	ERA	WHIP					
Mike Corkins, R ERA: 4.05 (1, 1)	6.2	W	32	8	5	5	4	4	2	0	0	0	1	34	58	6.75	1.800					
Tom Dukes, R ERA: 2.38 (7, 1)	2.1	S	8	1	0	0	2	1	0	0	0	0	0	11	15	0.00	0.857					

San Francisco Giants @ San Diego Padres
San Diego Stadium, San Diego, CA
Tue May 12 1970, 10:05 PM EDT
Att: 7,716 - Unknown

AB	33
R	5
H	9
RBI	5
BB	7
SO	6
LOB	16




Batter	1	2	3	4	5	6	7	8	9	AB	R	H	RBI	BB	SO	LOB	BOTTOM				
Tommy Dean, R OBP: 0.323, SLG: 0.414 (1, 6)										1	0	0	1	2	0	0					
Dave Campbell, R OBP: 0.319, SLG: 0.371 (1, 4)										3	0	0	1	1	0	2					
Cito Gaston, R OBP: 0.340, SLG: 0.482 (1, 8)										4	0	0	0	0	1	4					
Al Ferrara, R OBP: 0.365, SLG: 0.448 (1, 7)										4	1	1	0	0	0	3					
Jerry Morales, R OBP: 0.197, SLG: 0.241 (8, 7)										0	0	0	0	0	0	0					
Ray Webster, L OBP: 0.333, SLG: 0.276 (1, 3)										3	1	1	0	1	0	0					
Ollie Brown, R OBP: 0.343, SLG: 0.439 (1, 9)										4	1	1	1	0	0	1					
Steve Huntz, S OBP: 0.282, SLG: 0.382 (1, 5)										4	1	2	0	0	1	2					
Bob Barton, R OBP: 0.371, SLG: 0.452 (1, 2)										4	2	2	2	0	0	1					
Mike Corkins, R OBP: 0.235, SLG: 0.188 (1, 1)										1	0	0	0	0	1	0					
Tom Dukes, R (7, 1)										0	0	0	0	0	0	0					
Inning Stats	R: 0 E: 0 K: 1 S: 4	H: 0 LOB: 0 BB: 1 P: 8	R: 0 E: 0 K: 0 S: 3	H: 0 LOB: 0 BB: 0 P: 3	R: 2 E: 1 K: 0 S: 6	H: 2 LOB: 1 BB: 0 P: 6	R: 4 E: 1 K: 1 S: 10	H: 4 LOB: 3 BB: 2 P: 18	R: 0 E: 0 K: 1 S: 5	H: 0 LOB: 0 BB: 0 P: 5	R: 0 E: 0 K: 0 S: 3	H: 0 LOB: 0 BB: 0 P: 3	R: 0 E: 0 K: 0 S: 3	H: 0 LOB: 0 BB: 0 P: 3	R: 0 E: 0 K: 0 S: 3	H: 0 LOB: 0 BB: 0 P: 3	1B: 6 2B: 2 3B: 0 HR: 0	SF: 0 SAC: 3 DP: 2 HBP: 0	WP: 0 PB: 0 SB: 1 CS: 0	PA: 35	
PITCHER	IP	WLS	BF	H	R	ER	SO	BB	IBB	HBP	BLK	WP	HR	S	P	ERA	WHIP				
Miguel Puentes, R ERA: 7.07 (1, 1)	3.1	L	19	6	6	5	2	2	0	0	0	0	0	5	13	0.00	1.800				
Bill Faul, R ERA: (4, 1)	1.2		7	1	0	0	0	2	0	0	0	0	0	8	8	0.00	0.000				
Frank Reberger, R ERA: 7.66 (6, 1)	2.0		6	0	0	0	1	0	0	0	0	0	0	3	3	0.00	0.000				
Frank Linzy, R ERA: 6.2 (8, 1)	1.0		3	0	0	0	0	0	0	0	0	0	0	3	3	0.00	0.000				

San Francisco Giants @ San Diego Padres
San Diego Stadium, San Diego, CA
Tue May 12 1970, 10:05 PM EDT
Att: 7,716 - Unknown

AB	28
R	6
H	7
RBI	5
BB	4
SO	3
LOB	13



Batter	1	2	3	4	5	6	7	8	9	AB	R	H	RBI	BB	SO	LOB	TOP								
Bobby Bonds, R OBP: 0.418, SLG: 0.543 (1, 8)	0-0 5-3		0-3 K		0-3 K		0-0 1B		0-0 F9	5	0	1	0	0	2	3	San Francisco Giants @ San Diego Padres San Diego Stadium, San Diego, CA Wed May 13 1970, 10:05 PM EDT Att: 7,447 - Unknown livebaseballscores.com								
Ron Hunt, R OBP: 0.392, SLG: 0.407 (1, 4)	0-0 F6			0-0 F4		0-0 F4	0-0 F6			4	0	0	0	0	0	2									
Willie McCovey, L OBP: 0.419, SLG: 0.534 (1, 3)	0-0 3-1			0-0 4-3		4-0 G5-4-3 BB	0-0 F9			3	0	0	0	1	0	2									
Ken Henderson, S OBP: 0.484, SLG: 0.552 (1, 9)		0-0 6-3		0-0 F7		0-0 G5-4-3 1-2		0-0 5-3		4	0	0	0	0	0	1									
Dick Dietz, R OBP: 0.467, SLG: 0.712 (1, 2)		0-0 F8			4-0 1B 3B BB		0-0 E5 HR	4-0 G4-6-3 BB		2	2	0	0	2	0	0									
Frank Johnson, R OBP: 0.250, SLG: 0.250 (1, 7)		0-0 5-3			0-0 1-2 3B 1B		0-0 E4 HR	0-0 G4-6-3 1-2		4	2	1	0	0	0	2									
Tito Fuentes, S OBP: 0.320, SLG: 0.426 (1, 5)			0-0 6-3		0-0 1H 2H 3B		0-0 HR		0-0 4-3	4	1	2	5	0	0	0									
Hal Lanier, R OBP: 0.278, SLG: 0.306 (1, 6)					0-0 F2			4-0 SH3-4 1B		3	0	2	0	1	0	1									
Rich Robertson, R (1, 1)			0-3 K		0-0 5-3		0-0 SH3-4 1-2 1B		0-3 K	3	0	0	0	0	2	3									
Inning Stats	R: 0 E: 0 K: 0 S: 3	H: 0 LOB: 0 BB: 0 P: 3	R: 0 E: 0 K: 0 S: 3	H: 0 LOB: 0 BB: 0 P: 3	R: 0 E: 0 K: 2 S: 8	H: 1 LOB: 1 BB: 0 P: 8	R: 0 E: 0 K: 0 S: 3	H: 0 LOB: 0 BB: 0 P: 3	R: 2 E: 0 K: 1 S: 7	H: 2 LOB: 1 BB: 1 P: 11	R: 0 E: 0 K: 0 S: 2	H: 0 LOB: 0 BB: 1 P: 6	R: 3 E: 2 K: 0 S: 8	H: 3 LOB: 2 BB: 0 P: 8	R: 0 E: 0 K: 0 S: 2	H: 0 LOB: 1 BB: 1 P: 6	R: 0 E: 0 K: 1 S: 5	H: 0 LOB: 1 BB: 1 P: 9	1B: 4 2B: 0 3B: 1 HR: 1	SF: 0 SAC: 1 DP: 2 HBP: 0	WP: 0 PB: 0 SB: 0 CS: 0	PA: 37			
PITCHER	IP	WLS	BF	H	R	ER	SO	BB	IBB	HBP	BLK	WP	HR	S	P	ERA	WHIP								
Danny Coombs, L ERA: 1.77 (1, 1)	8.0	L	33	6	5	3	3	3	0	0	0	0	1	36	48	3.38	1.125								
Gary Ross, R ERA: 4.15 (9, 1)	1.0		4	0	0	0	1	1	0	0	0	0	0	5	9	0.00	1.000								

Batter	1	2	3	4	5	6	7	8	9	AB	R	H	RBI	BB	SO	LOB	BOTTOM								
Tommy Dean, R OBP: 0.294, SLG: 0.375 (1, 6)	0-0 F9		0-0 5-3		0-3 K			0-0 G6-4-3 1-2		3	0	0	0	0	1	1	San Francisco Giants @ San Diego Padres San Diego Stadium, San Diego, CA Wed May 13 1970, 10:05 PM EDT Att: 7,447 - Unknown livebaseballscores.com								
Nate Colbert, R OBP: 0.313, SLG: 0.539 (8, PH)										1	0	0	0	0	0	1									
Gary Ross, R (9, 1)										0	0	0	0	0	0	0									
Dave Campbell, R OBP: 0.311, SLG: 0.360 (1, 4)	0-0 F9		0-3 K			0-0 5-3		0-0 6-3		4	0	0	0	0	1	0									
Cito Gaston, R OBP: 0.338, SLG: 0.476 (1, 8)	0-0 3-1				0-0 1B		0-0 F9		0-0 F7	4	0	1	0	0	0	0									
Ivan Murrell, R OBP: 0.250, SLG: 0.455 (1, 7)		0-0 6-3 WP 2B		0-0 F9		0-0 F8		0-0 1-3		4	1	1	0	0	0	1									
Ray Webster, L OBP: 0.297, SLG: 0.242 (1, 3)		0-0 F8		0-0 F5			0-0 G3		0-0 F7	4	0	0	0	0	0	2									
Ollie Brown, R OBP: 0.333, SLG: 0.426 (1, 9)		0-0 6-3 2-3		0-0 F9			0-0 5-3			3	0	0	0	0	0	2									
Steve Huntz, S OBP: 0.296, SLG: 0.386 (1, 5) (9, 6)		4-0 3H BB		0-3 K			0-0 1B			2	0	1	0	1	1	0									
Bob Barton, R OBP: 0.342, SLG: 0.412 (1, 2)			0-3 K		0-0 E6 FC1-8		0-0 F8			3	0	0	0	0	1	2									
Danny Coombs, R OBP: 0.083, SLG: 0.167 (1, 1)			0-3 K2-3		0-0 FC1-6 1-2			4-0 G6-4-3 BB		2	0	0	0	0	1	1									
Van Kelly, L OBP: 0.239, SLG: 0.234 (8, PH) (9, 5)										0	0	0	0	1	0	0									
Inning Stats	R: 0 E: 0 K: 0 S: 3	H: 0 LOB: 0 BB: 0 P: 3	R: 1 E: 0 K: 1 S: 6	H: 1 LOB: 1 BB: 1 P: 10	R: 0 E: 0 K: 2 S: 7	H: 0 LOB: 0 BB: 0 P: 7	R: 0 E: 0 K: 0 S: 4	H: 1 LOB: 1 BB: 0 P: 4	R: 0 E: 0 K: 0 S: 2	H: 0 LOB: 0 BB: 1 P: 6	R: 0 E: 0 K: 0 S: 3	H: 0 LOB: 0 BB: 0 P: 3	R: 0 E: 0 K: 0 S: 4	H: 1 LOB: 1 BB: 0 P: 4	R: 0 E: 0 K: 0 S: 2	H: 0 LOB: 1 BB: 1 P: 6	R: 0 E: 0 K: 0 S: 3	H: 0 LOB: 0 BB: 0 P: 3	1B: 2 2B: 1 3B: 0 HR: 0	SF: 0 SAC: 0 DP: 1 HBP: 0	WP: 1 PB: 0 SB: 0 CS: 0	PA: 32			
PITCHER	IP	WLS	BF	H	R	ER	SO	BB	IBB	HBP	BLK	WP	HR	S	P	ERA	WHIP								
Rich Robertson, R ERA: 3.45 (1, 1)	9.0	W	32	3	1	1	5	2	0	0	0	1	0	40	48	1.00	0.556								



Batter	1	2	3	4	5	6	7	8	9	AB	R	H	RBI	BB	SO	LOB	TOP
Bobby Bonds, R OBP: 0.428, SLG: 0.545 (1, 9)										3	1	2	0	2	0	2	San Francisco Giants @ Los Angeles Dodgers Dodger Stadium, Los Angeles, CA Thu May 14 1970, 7:05 PM PDT Att: 21,828 - Unknown
Don Mason, L OBP: 0.222, SLG: 0.067 (1, 4)										3	0	1	0	1	0	3	
Willie Mays, R OBP: 0.371, SLG: 0.490 (1, 3)										3	0	0	1	0	0	5	
Ken Henderson, S OBP: 0.478, SLG: 0.543 (1, 8)										4	0	1	0	0	0	1	
Dick Dietz, R OBP: 0.460, SLG: 0.698 Russ Gibson, R OBP: 0.303, SLG: 0.387 (5, 2)										2	0	0	0	0	0	1	
Frank Johnson, R OBP: 0.250, SLG: 0.625 (1, 7)										4	1	1	1	0	0	1	
Tito Fuentes, S OBP: 0.316, SLG: 0.431 (1, 5)										4	1	1	0	0	0	0	
Hal Lanier, R OBP: 0.287, SLG: 0.315 (1, 6)										4	0	2	1	0	0	0	
Juan Marichal, R (1, 1)										1	0	0	0	0	0	0	
Frank Reberger, L OBP: 0.400, SLG: 0.600 Bob Taylor, L OBP: 0.310, SLG: 0.130 Ron Bryant, S OBP: 0.200, SLG: 0.200 Jim Davenport, R OBP: 0.355, SLG: 0.250 (9, PH)										1	0	0	0	0	1	0	
Inning Stats	R: 1 E: 0 K: 0 S: 4	H: 2 LOB: 0 BB: 0 P: 4	R: 0 E: 0 K: 0 S: 3	H: 0 LOB: 0 BB: 0 P: 3	R: 0 E: 0 K: 0 S: 3	H: 1 LOB: 0 BB: 0 P: 3	R: 0 E: 0 K: 1 S: 5	H: 0 LOB: 0 BB: 0 P: 5	R: 0 E: 0 K: 0 S: 3	H: 0 LOB: 0 BB: 0 P: 3	R: 0 E: 0 K: 1 S: 7	H: 2 LOB: 2 BB: 0 P: 7	R: 2 E: 0 K: 0 S: 6	H: 3 LOB: 2 BB: 1 P: 10	1B: 6 2B: 1 3B: 0 HR: 1	SF: 1 SAC: 0 DP: 1 HBP: 0	WP: 0 PA: 37 PB: 0 SB: 1 CS: 0
PITCHER Sandy Vance, R ERA: 2.06 Jim Brewer, L ERA: 2.6 (9, 1)	IP: 8.2 WLS: W BF: 35 H: 8 R: 3 ER: 3 SO: 2 BB: 3 IBB: 0 HBP: 0 BLK: 0 WP: 0 HR: 1 S: 36 P: 48 ERA: 3.12 WHIP: 1.269	IP: 0.1 WLS: S BF: 2 H: 0 R: 0 ER: 0 SO: 0 BB: 1 IBB: 0 HBP: 0 BLK: 0 WP: 0 HR: 0 S: 1 P: 5 ERA: 0.00 WHIP: 3.000															

Batter	1	2	3	4	5	6	7	8	9	AB	R	H	RBI	BB	SO	LOB	BOTTOM		
Maury Wills, S OBP: 0.350, SLG: 0.296 (1, 6)										5	1	3	0	0	0	1	San Francisco Giants @ Los Angeles Dodgers Dodger Stadium, Los Angeles, CA Thu May 14 1970, 7:05 PM PDT Att: 21,828 - Unknown		
Manny Mota, R OBP: 0.446, SLG: 0.518 (1, 7)										4	1	3	0	0	1	0			
Willie Davis, L OBP: 0.282, SLG: 0.320 (1, 8)										5	1	1	2	0	0	5			
Wes Parker, S OBP: 0.376, SLG: 0.488 (1, 3)										5	0	1	0	0	1	5			
Willie Crawford, L OBP: 0.344, SLG: 0.361 (1, 9)										4	1	0	1	1	0	5			
Billy Grabarkewitz, R OBP: 0.524, SLG: 0.597 (1, 5)										2	2	1	2	3	0	1			
Tom Haller, L OBP: 0.356, SLG: 0.439 (1, 2)										3	0	2	1	2	1	3			
Ted Sizemore, R OBP: 0.316, SLG: 0.292 (1, 4)										4	0	0	0	0	0	6			
Sandy Vance, R OBP: 0.167, SLG: 0.091 Jim Brewer, L (9, 1)										4	0	1	0	0	0	4			
Inning Stats	R: 0 E: 0 K: 0 S: 4	H: 1 LOB: 1 BB: 0 P: 4	R: 0 E: 0 K: 0 S: 3	H: 0 LOB: 2 BB: 2 P: 11	R: 5 E: 0 K: 0 S: 9	H: 6 LOB: 1 BB: 0 P: 9	R: 0 E: 0 K: 1 S: 5	H: 0 LOB: 0 BB: 0 P: 5	R: 0 E: 0 K: 0 S: 4	H: 0 LOB: 2 BB: 1 P: 8	R: 0 E: 0 K: 1 S: 8	H: 3 LOB: 3 BB: 0 P: 8	R: 1 E: 0 K: 0 S: 4	H: 1 LOB: 1 BB: 1 P: 8	R: 0 E: 0 K: 1 S: 6	H: 1 LOB: 3 BB: 2 P: 14		1B: 10 2B: 0 3B: 1 HR: 1	SF: 0 SAC: 1 DP: 0 HBP: 0
PITCHER Juan Marichal, R ERA: 6.94 Frank Reberger, R ERA: 6.75 Ron Bryant, L ERA: 5.13 (8, 1)	IP: 2.1 WLS: L BF: 16 H: 7 R: 5 ER: 5 SO: 0 BB: 2 IBB: 0 HBP: 0 BLK: 0 WP: 0 HR: 1 S: 14 P: 22 ERA: 19.29 WHIP: 3.857	IP: 4.2 WLS: L BF: 21 H: 4 R: 1 ER: 1 SO: 2 BB: 2 IBB: 0 HBP: 0 BLK: 0 WP: 0 HR: 0 S: 23 P: 31 ERA: 1.93 WHIP: 1.286	IP: 1.0 WLS: L BF: 6 H: 1 R: 0 ER: 0 SO: 1 BB: 2 IBB: 0 HBP: 0 BLK: 0 WP: 0 HR: 0 S: 6 P: 14 ERA: 0.00 WHIP: 3.000																

Batter	1	2	3	4	5	6	7	8	9	AB	R	H	RBI	BB	SO	LOB	TOP			
Bobby Bonds, R OBP: 0.440, SLG: 0.555 (1, 9)										3	2	2	0	2	0	0	San Francisco Giants @ Los Angeles Dodgers Dodger Stadium, Los Angeles, CA Fri May 15 1970, 7:05 PM PDT Att: 32,603 - Unknown			
Don Mason, L OBP: 0.227, SLG: 0.105 (1, 4)										4	1	1	1	0	0	3				
Ron Hunt, R OBP: 0.389, SLG: 0.404 (8, PH) (8, 4)										1	0	0	0	0	0	3				
Willie Mays, R OBP: 0.388, SLG: 0.560 (1, 3)										4	2	3	4	1	1	0				
Ken Henderson, S OBP: 0.464, SLG: 0.522 (1, 8)										5	0	0	0	0	4	2				
Frank Johnson, R OBP: 0.231, SLG: 0.462 (1, 7)										5	0	1	0	0	0	2				
Tito Fuentes, S OBP: 0.321, SLG: 0.429 (1, 5) (8, 6)										5	0	2	0	0	0	2				
Russ Gibson, R OBP: 0.297, SLG: 0.353 (1, 2)										3	0	0	0	1	2	3				
Hal Lanier, R OBP: 0.278, SLG: 0.304 (1, 6)										3	0	0	0	0	0	3				
Bob Burda, L OBP: 0.409, SLG: 0.235 (8, PH) Mike McCormick, L (8, 1)										1	0	1	0	0	0	0				
Miguel Puentes, R (1, 1)										0	0	0	0	0	0	0				
Ron Bryant, S OBP: 0.143, SLG: 0.143 (5, PH) Bill Faul, R ERA: 9.0 (6, 1)										0	0	0	0	0	1	0				
Frank Linzy, R ERA: 6.04 (7, 1)										0	0	0	0	0	0	0				
Al Gallagher, R OBP: 0.340, SLG: 0.398 (8, 5)										1	0	0	0	0	0	2				
Inning Stats	R: 3 E: 0 K: 1 S: 10	H: 5 LOB: 2 BB: 0 P: 10	R: 2 E: 0 K: 2 S: 9	H: 2 LOB: 0 BB: 0 P: 9	R: 0 E: 0 K: 1 S: 6	H: 1 LOB: 1 BB: 0 P: 6	R: 0 E: 0 K: 0 S: 3	H: 0 LOB: 0 BB: 0 P: 3	R: 0 E: 0 K: 0 S: 3	H: 0 LOB: 2 BB: 2 P: 11	R: 0 E: 0 K: 2 S: 7	H: 0 LOB: 0 BB: 0 P: 7	R: 0 E: 0 K: 0 S: 4	H: 1 LOB: 3 BB: 2 P: 12	R: 0 E: 0 K: 1 S: 5	H: 0 LOB: 1 BB: 1 P: 9	1B: 7 2B: 1 3B: 0 HR: 2	SF: 0 SAC: 0 DP: 0 HBP: 0	WP: 0 PB: 0 SB: 1 CS: 0	PA: 42
PITCHER	IP WLS BF H R ER SO BB IBB HBP BLK WP HR S P ERA WHIP																			
Don Sutton, R ERA: 3.06 (1, 1)	5.2 W 28 9 5 5 5 2 0 0 0 0 2 36 44 7.94 1.941																			
Joe Moeller, R ERA: (6, 1)	2.0 9 1 0 0 2 2 0 0 0 0 0 11 19 0.00 1.500																			
Jim Brewer, L ERA: 2.41 (8, 1)	1.1 S 5 0 0 0 1 1 0 0 0 0 0 6 10 0.00 0.750																			

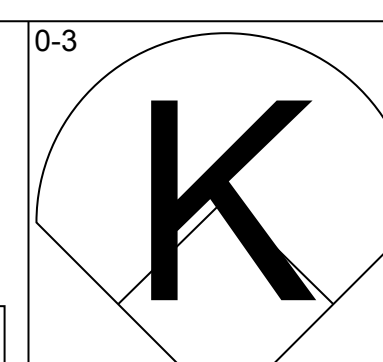
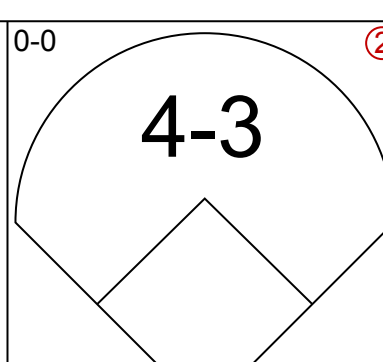
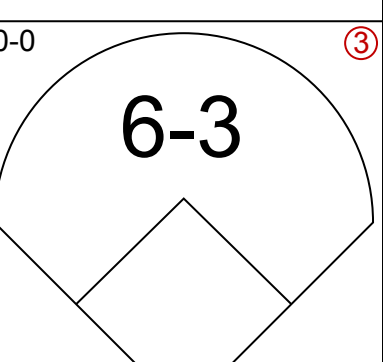
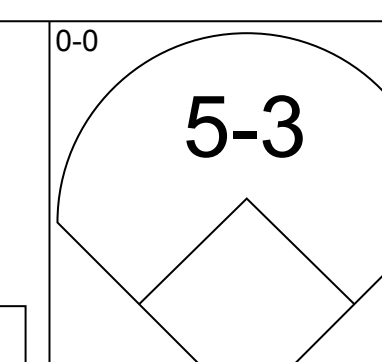
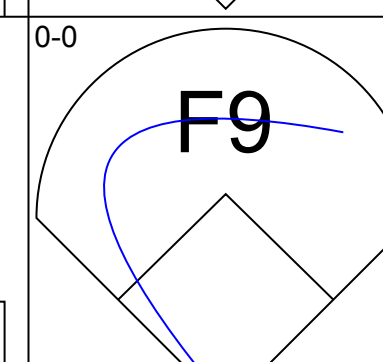
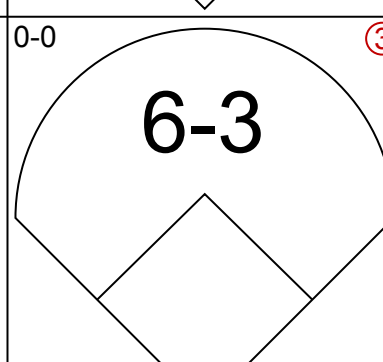
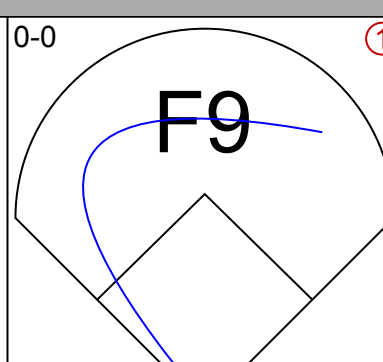
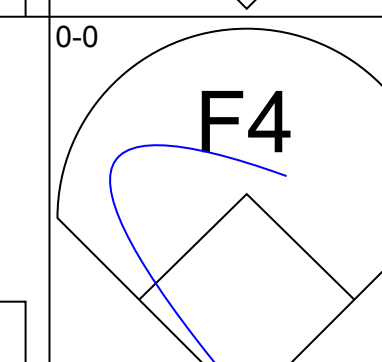
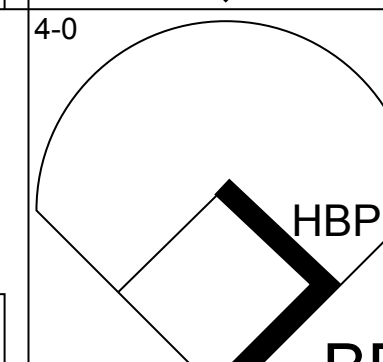
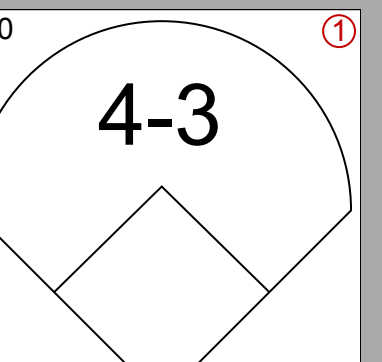
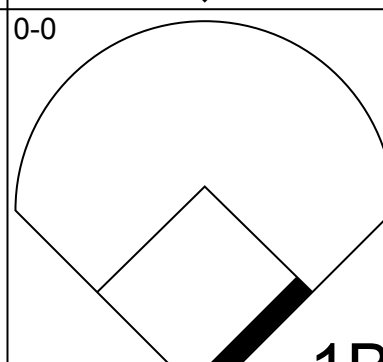
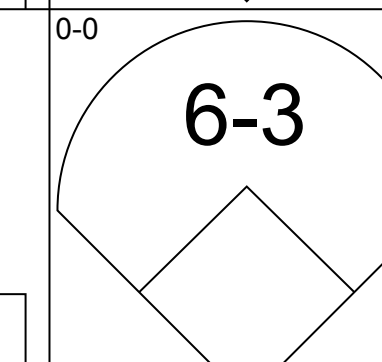
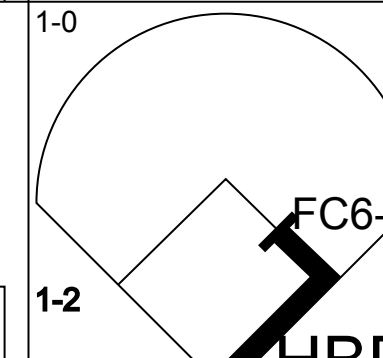

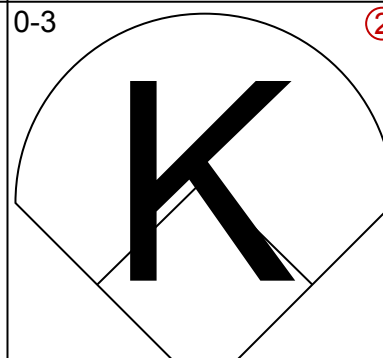
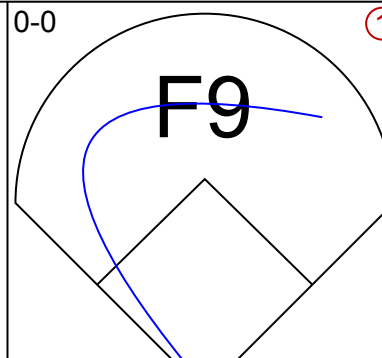
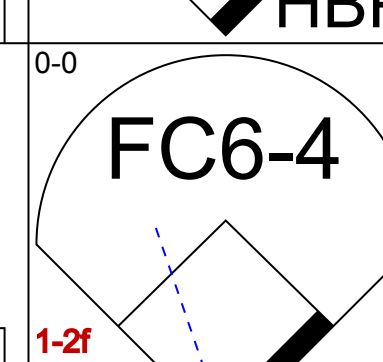
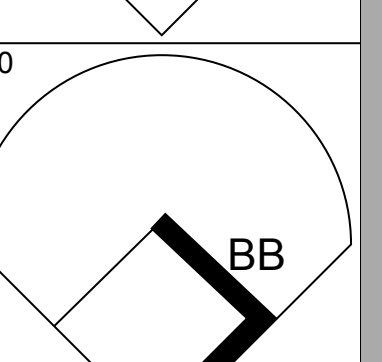
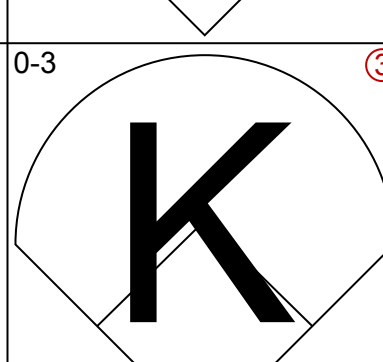
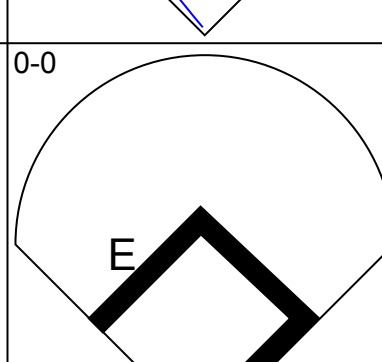
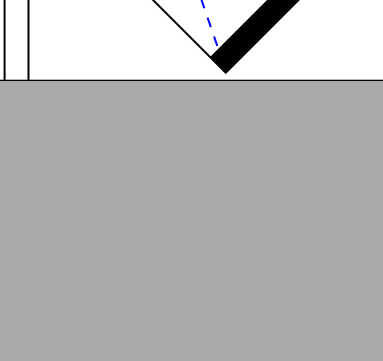
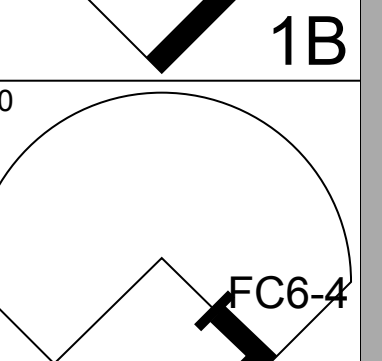
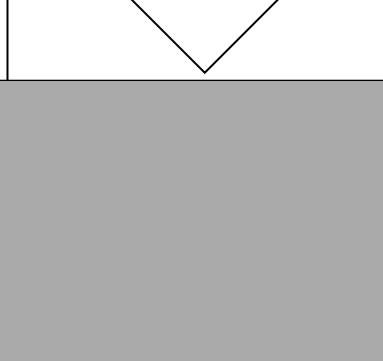
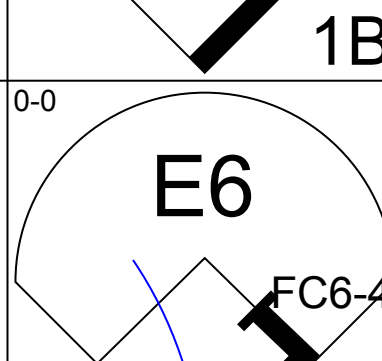
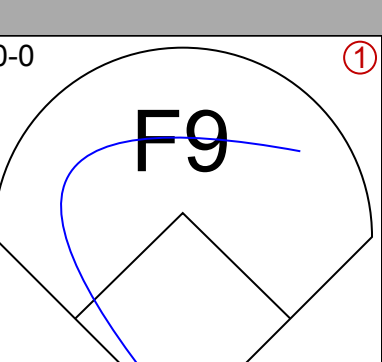
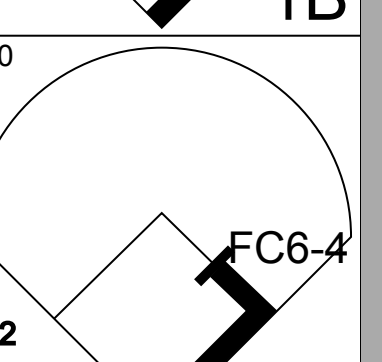
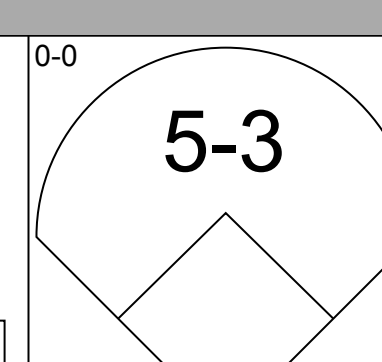
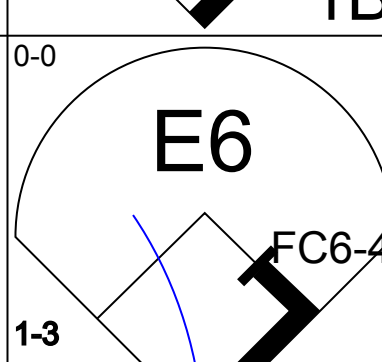
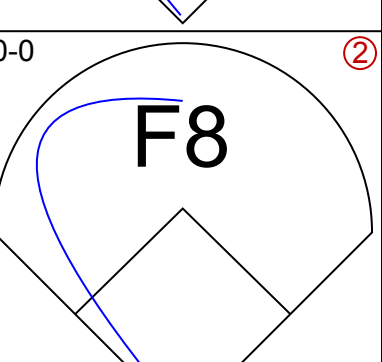
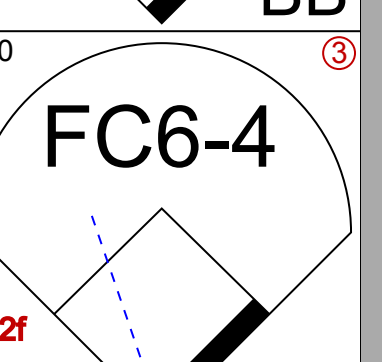
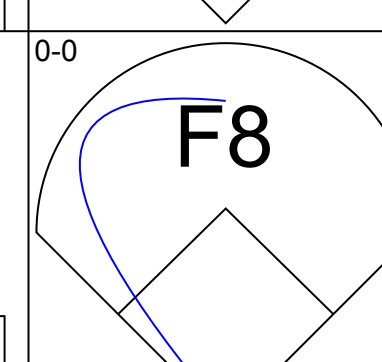
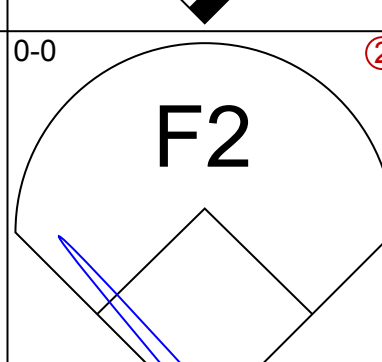
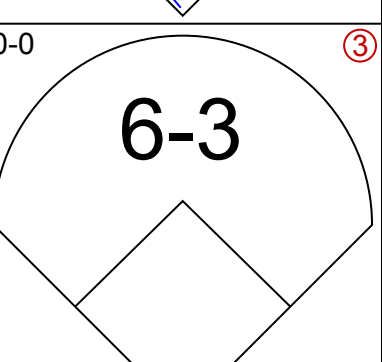
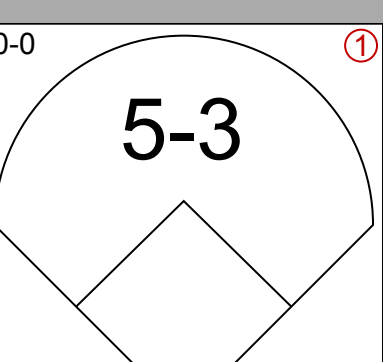
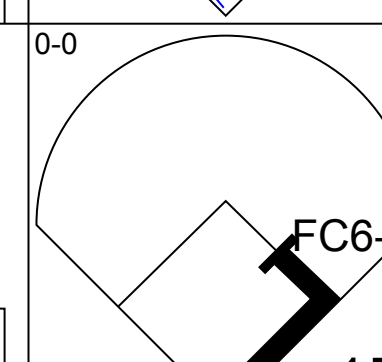
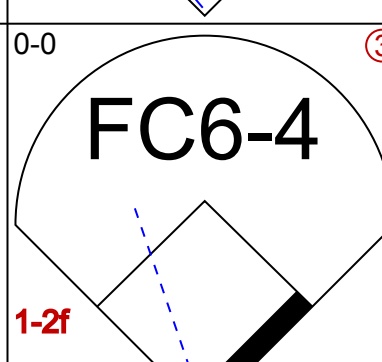
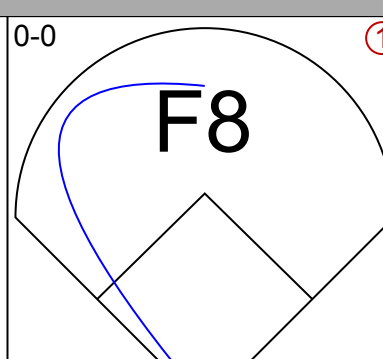
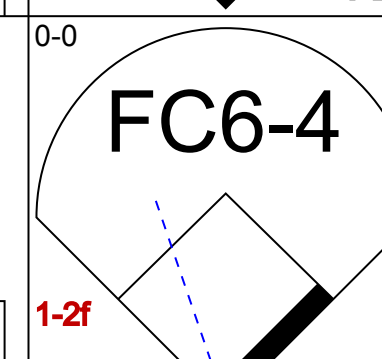
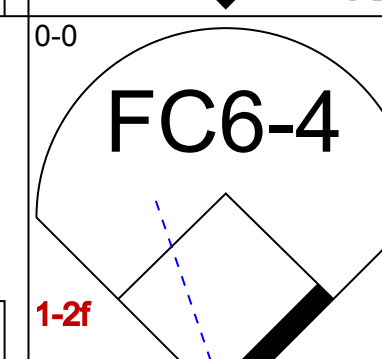
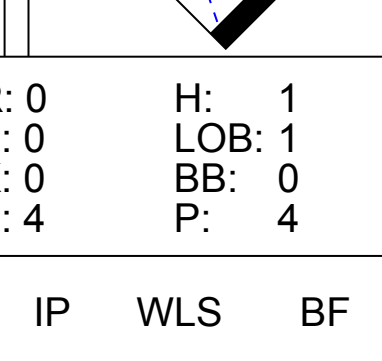

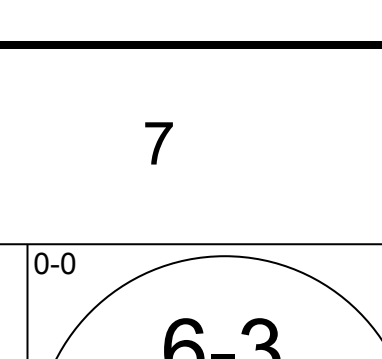
Batter	1	2	3	4	5	6	7	8	9	AB	R	H	RBI	BB	SO	LOB	BOTTOM	
Maury Wills, S OBP: 0.358, SLG: 0.308 (1, 6)										5	2	3	1	0	0	0	San Francisco Giants @ Los Angeles Dodgers Dodger Stadium, Los Angeles, CA Fri May 15 1970, 7:05 PM PDT Att: 32,603 - Unknown	
Manny Mota, R OBP: 0.435, SLG: 0.492 (1, 7)										3	0	0	0	1	1	2		
Willie Davis, L OBP: 0.272, SLG: 0.307 (1, 8)										5	1	0	0	0	2	3		
Wes Parker, S OBP: 0.386, SLG: 0.527 (1, 3)										4	2	3	3	0	0	1		
Willie Crawford, L OBP: 0.350, SLG: 0.395 (1, 9)										3	2	1	2	1	0	1		
Billy Grabarkewitz, R OBP: 0.523, SLG: 0.593 (1, 5)										4	2	2	1	0	0	1		
Tom Haller, L OBP: 0.367, SLG: 0.511 (1, 2)										4	1	2	3	0	0	0		
Von Joshua, L OBP: 0.333, SLG: 0.280 (7, PR) Jeff Torborg, R OBP: 0.310, SLG: 0.350 (8, 2)										0	0	0	0	0	0	0		
Ted Sizemore, R OBP: 0.322, SLG: 0.300 (1, 4)										4	1	2	1	0	0	0		
Don Sutton, R OBP: 0.304, SLG: 0.318 (1, 1) Joe Moeller, R (6, 1) Jim Brewer, L (8, 1)										1	0	0	0	1	1	0		
Inning Stats	R: 6 E: 0 K: 1 S: 11	H: 6 LOB: 2 BB: 2 P: 19	R: 0 E: 0 K: 1 S: 6	H: 1 LOB: 1 BB: 0 P: 6	R: 0 E: 0 K: 1 S: 5	H: 0 LOB: 0 BB: 0 P: 5	R: 2 E: 0 K: 1 S: 7	H: 2 LOB: 0 BB: 0 P: 7	R: 0 E: 0 K: 0 S: 3	H: 0 LOB: 0 BB: 0 P: 3	R: 3 E: 0 K: 1 S: 8	H: 4 LOB: 2 BB: 1 P: 12	R: 0 E: 0 K: 0 S: 3	H: 0 LOB: 0 BB: 0 P: 3	1B: 9 2B: 1 3B: 0 HR: 3	SF: 0 SAC: 1 DP: 0 HBP: 0	WP: 0 PB: 0 SB: 3 CS: 2	PA: 39
PITCHER	IP WLS BF H R ER SO BB IBB HBP BLK WP HR S P ERA WHIP																	
Miguel Puentes, R ERA: 9.82 (1, 1)	0.2 L 19 5 3 3 4 1 0 0 0 0 0 1 26 30 6.23 1.385																	
Ron Bryant, L ERA: 9.0 (6, 1)	1.1 8 3 3 3 0 0 1 0 0 0 0 7 11 20.25 2.250																	
Frank Linzy, R ERA: 6.04 (7, 1)	0.2 2 1 0 0 1 0 0 0 0 0 0 4 4 0.00 1.500																	
Mike McCormick, L ERA: 4.3 (8, 1)	1.0 3 0 0 0 0 0 0 0 0 0 0 3 3 0.00 0.000																	

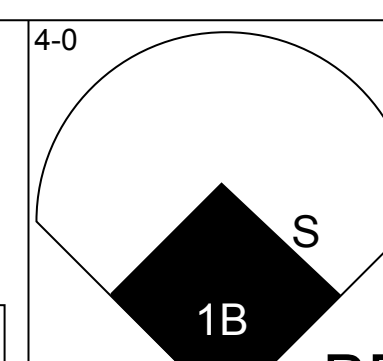
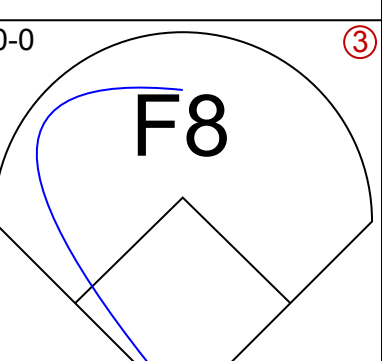
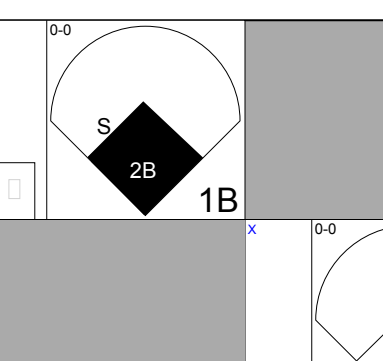
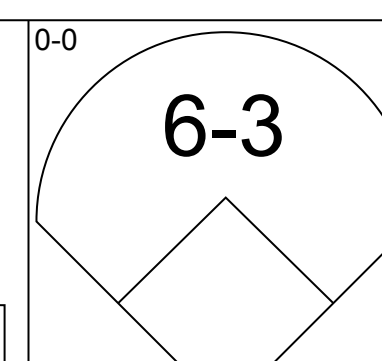
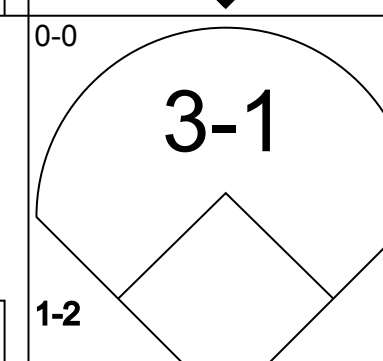
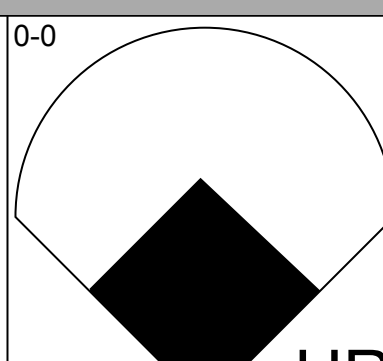
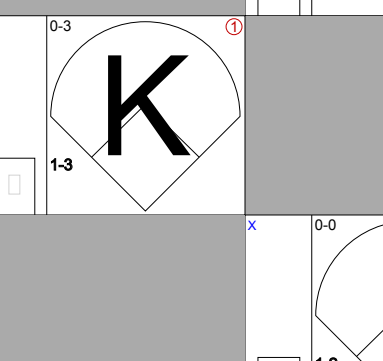
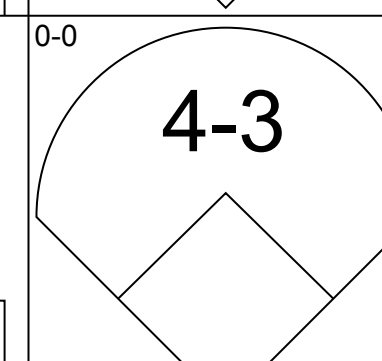
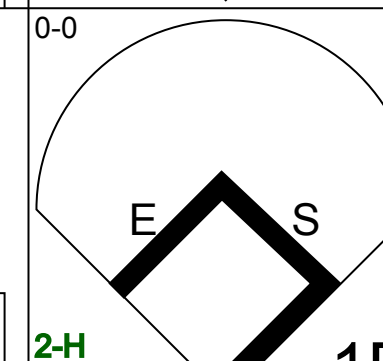
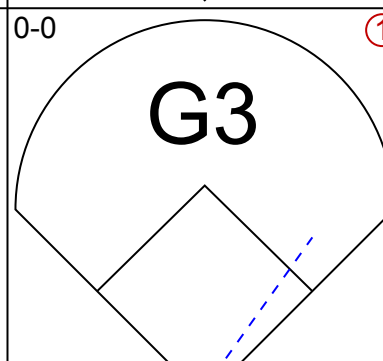
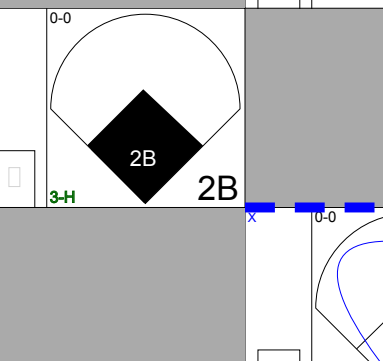
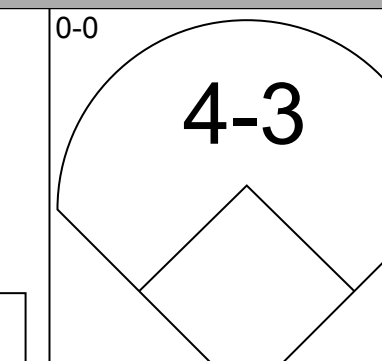
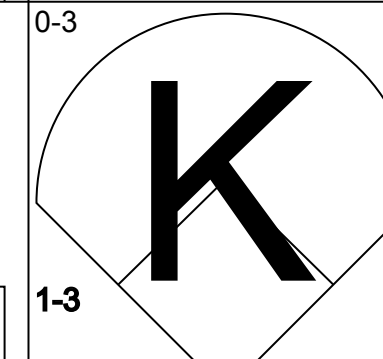
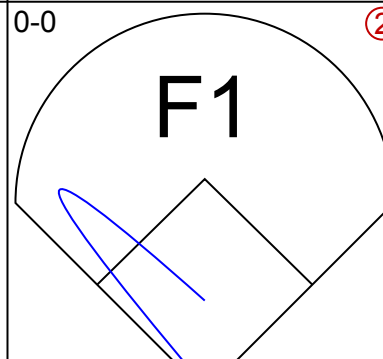
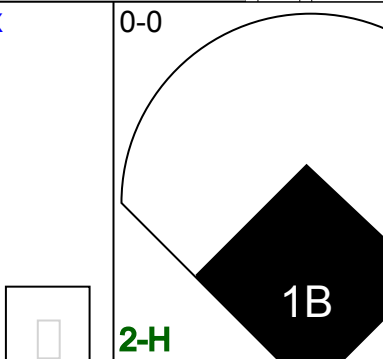
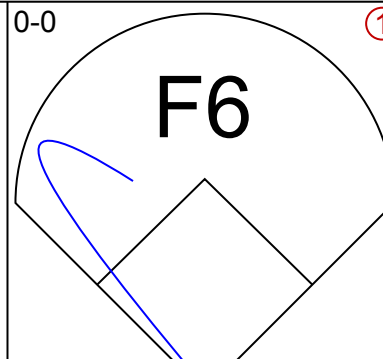
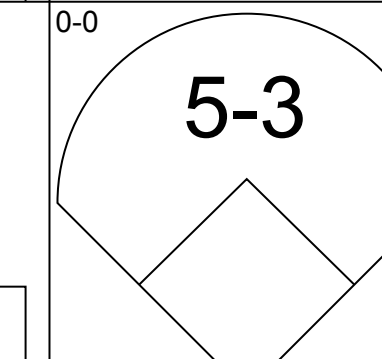
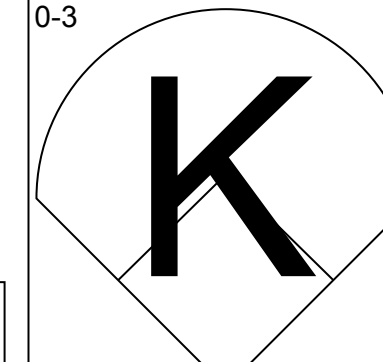
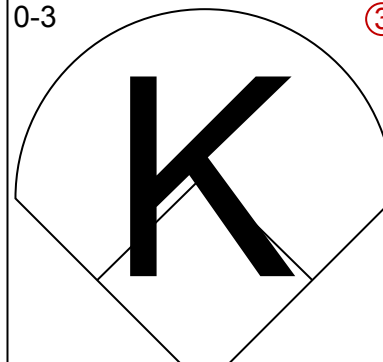
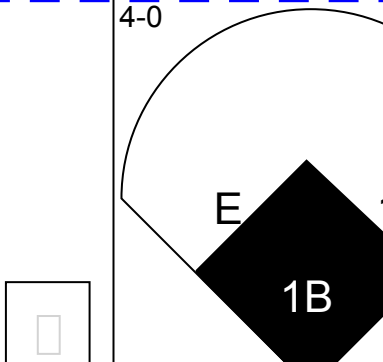
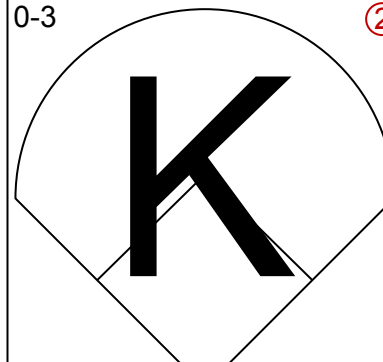
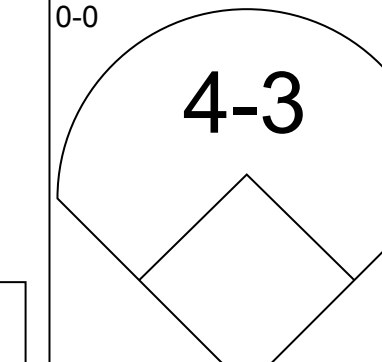
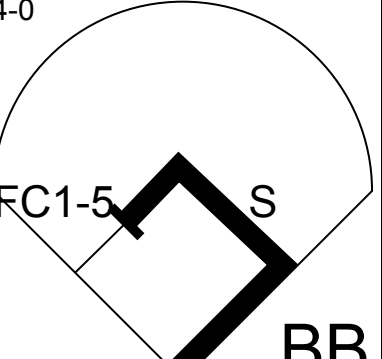
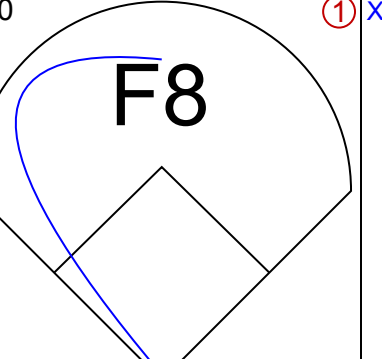
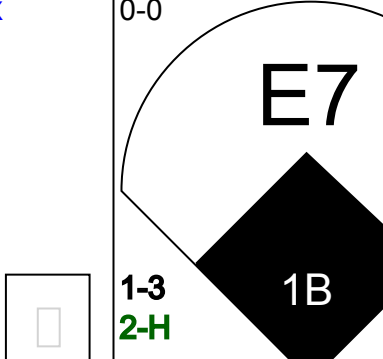
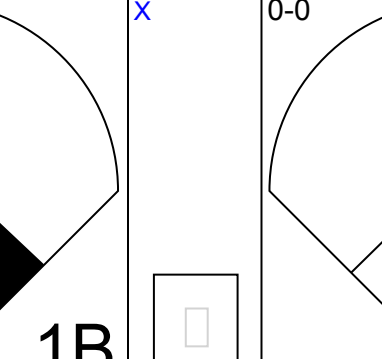
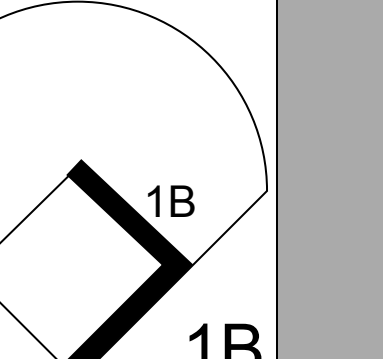
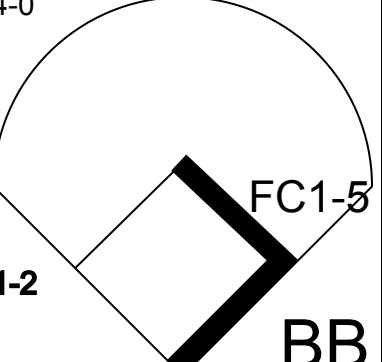
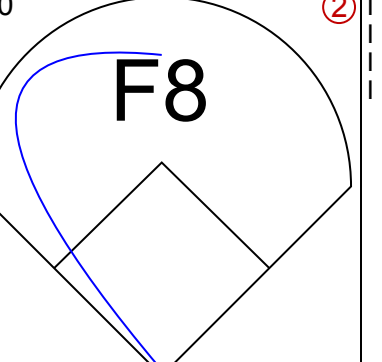
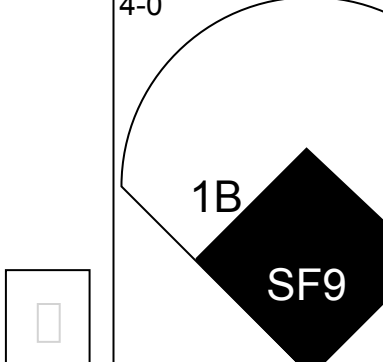
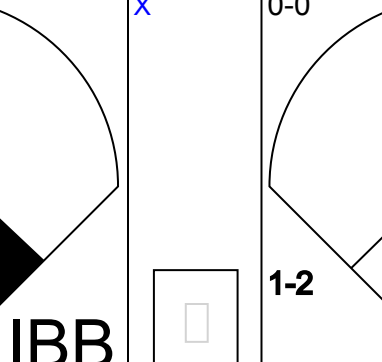
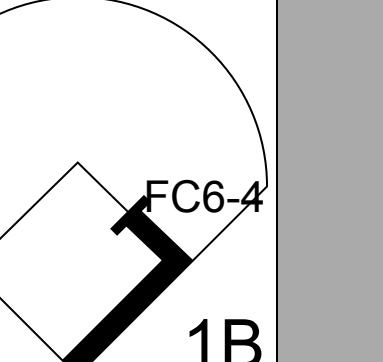
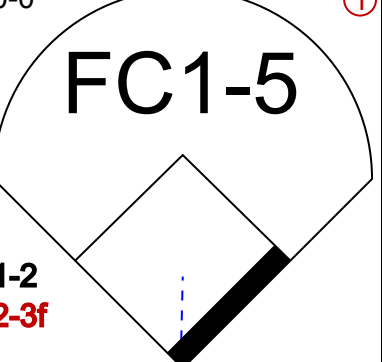
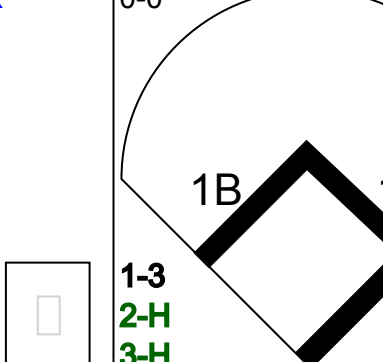
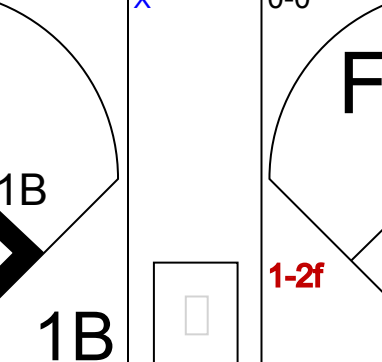
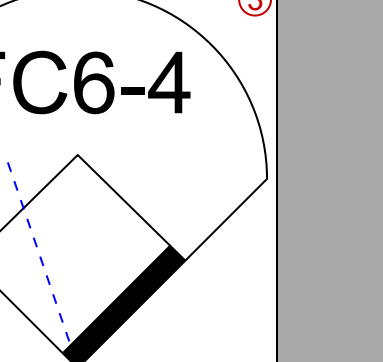

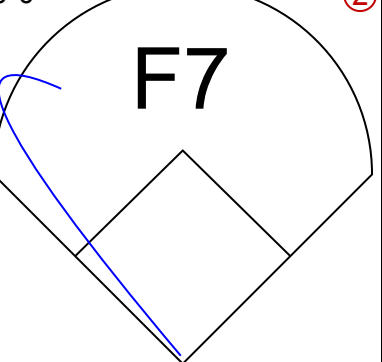
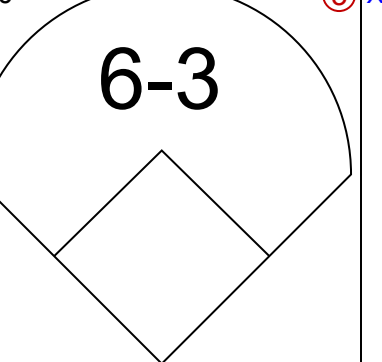
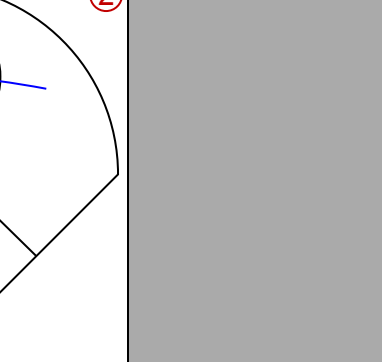
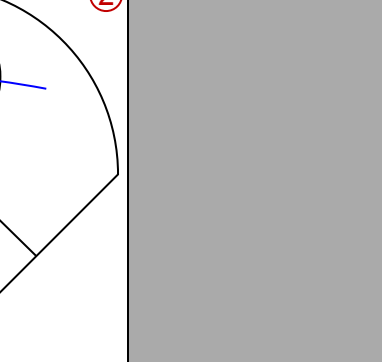
AB	37
R	5
H	10
RBI	5
BB	5
SO	8
LOB	20



Batter	1	2	3	4	5	6	7	8	9	AB	R	H	RBI	BB	SO	LOB	TOP											
Bobby Bonds, R OBP: 0.428, SLG: 0.536 (1, 9)	F2		6-3		F8		3-1		K	5	0	0	0	0	1	1	San Francisco Giants @ Los Angeles Dodgers Dodger Stadium, Los Angeles, CA Sat May 16 1970, 3:33 AM PDT Att: 42,241 - Unknown											
Bob Heise, R OBP: 0.319, SLG: 0.279 (1, 6)	1B FC3-6 BB		6-3		1-6-3		2-3		4-3	4	1	1	1	1	0	0												
Willie Mays, R OBP: 0.397, SLG: 0.558 (1, 8)	FC3-6 1-3 BB 1B		HR BB		6-3		3-H 0-0		F2 BB 1B	4	1	2	0	1	0	1												
Willie McCovey, L OBP: 0.438, SLG: 0.593 (1, 3)	FC3-6 1-2 BB		1-H HR				BB BB		HR BB	2	2	2	3	3	0	0												
Ken Henderson, S OBP: 0.456, SLG: 0.511 (1, 7)	FC3-6 1-2 3-H		K				K		F9	5	0	1	1	0	2	5												
Dick Dietz, R OBP: 0.453, SLG: 0.679 (1, 2)	F8				K		G1-6-3 BB		5-3	3	0	0	0	1	1	3												
Tito Fuentes, S OBP: 0.307, SLG: 0.407 (1, 4)			F8		F3		G1-6-3 1-2		F5	4	0	0	0	0	0	3												
Al Gallagher, R OBP: 0.357, SLG: 0.398 (1, 5)			4-3							3	1	2	0	1	0	0												
Gaylord Perry, R OBP: 0.100, SLG: 0.133 Frank Reberger, L OBP: 0.400, SLG: 0.600 (8, 1)			K		K				3-1 SH1-4 1B 1B IBB	3	0	0	0	0	3	3	GIANTS											
Inning Stats	R: 1 E: 0 K: 0 S: 4	H: 1 LOB: 2 BB: 2 P: 12	R: 0 E: 0 K: 1 S: 5	H: 0 LOB: 0 BB: 0 P: 5	R: 2 E: 0 K: 1 S: 6	H: 1 LOB: 0 BB: 1 P: 10	R: 0 E: 0 K: 2 S: 8	H: 1 LOB: 1 BB: 0 P: 8	R: 0 E: 0 K: 0 S: 3	H: 0 LOB: 0 BB: 0 P: 3	R: 1 E: 0 K: 0 S: 5	H: 2 LOB: 1 BB: 2 P: 5	R: 1 E: 0 K: 1 S: 7	H: 2 LOB: 2 BB: 1 P: 11	R: 0 E: 0 K: 1 S: 6	H: 1 LOB: 2 BB: 1 P: 10		1B: 6 2B: 0 3B: 0 HR: 2	SF: 0 SAC: 1 DP: 1 HBP: 0	WP: 0 PB: 0 SB: 1 CS: 0	PA: 41							
PITCHER	IP	WLS	BF	H	R	ER	SO	BB	IBB	HBP	BLK	WP	HR	S	P	ERA	WHIP											
Alan Foster, R ERA: 3.23 Ray Lamb, R ERA: 2.7 Fred Norman, L ERA: 2.55	(1, 1)	7.0	L	30	5	4	4	5	5	0	0	0	0	1	35	55	5.14	1.429										
(8, 1)	1.2		9	3	1	1	2	0	1	0	0	0	1	12	16	5.40	1.800											
(9, 1)	0.1		2	0	0	0	0	1	0	0	0	0	0	1	5	0.00	3.000											

Batter	1	2	3	4	5	6	7	8	9	AB	R	H	RBI	BB	SO	LOB	BOTTOM											
Maury Wills, S OBP: 0.366, SLG: 0.326 (1, 6)	E7 HR 1B		1-3 2B		F7				5-3	5	1	3	0	0	0	0	San Francisco Giants @ Los Angeles Dodgers Dodger Stadium, Los Angeles, CA Sat May 16 1970, 3:33 AM PDT Att: 42,241 - Unknown											
Manny Mota, R OBP: 0.419, SLG: 0.460 (1, 7)	HR BB		1-3		F9		1-3		K	4	1	0	0	1	1	2												
Willie Davis, L OBP: 0.279, SLG: 0.336 (1, 8)	1-H 2-H HR		4-3		F8				G4-6-3 1B	4	1	2	3	0	0	1												
Wes Parker, S OBP: 0.383, SLG: 0.515 (1, 3)	F4		K						G4-6-3 1-2	3	0	0	0	1	1	2												
Willie Crawford, L OBP: 0.365, SLG: 0.404 (1, 9)	F3								1B 1B	3	1	2	0	1	0	0												
Billy Grabarkewitz, R OBP: 0.532, SLG: 0.600 (1, 5)	CS 1B								1B 1B	4	0	3	0	0	1	2												
Tom Haller, L OBP: 0.356, SLG: 0.490 Von Joshua, L OBP: 0.333, SLG: 0.280 Jeff Torborg, R OBP: 0.310, SLG: 0.350 (9, 2)	CS 1-2		K		K				G5-3 1-3 2-H 1B	4	0	1	1	0	2	3		GIANTS										
Ted Sizemore, R OBP: 0.323, SLG: 0.295 Bill Sudakis, S OBP: 0.311, SLG: 0.302 (9, 5)			F3						5-3	2	0	0	0	1	0	0												
Alan Foster, R OBP: 0.136, SLG: 0.095 Len Gabrielson, L (7, PH) Ray Lamb, R (8, 1) Fred Norman, S (9, 1) Jim Lefebvre, S OBP: 0.270, SLG: 0.206 (9, PH)			K		K				F7	1	0	0	0	0	0	0	DODGERS											
Inning Stats	R: 3 E: 1 K: 0 S: 5	H: 3 LOB: 0 BB: 1 P: 9	R: 0 E: 0 K: 2 S: 7	H: 0 LOB: 0 BB: 0 P: 7	R: 0 E: 0 K: 1 S: 6	H: 1 LOB: 0 BB: 0 P: 6	R: 0 E: 0 K: 2 S: 8	H: 2 LOB: 2 BB: 1 P: 12	R: 0 E: 0 K: 0 S: 3	H: 0 LOB: 0 BB: 0 P: 3	R: 0 E: 0 K: 1 S: 4	H: 0 LOB: 1 BB: 2 P: 12	R: 0 E: 0 K: 0 S: 4	H: 1 LOB: 1 BB: 0 P: 4	R: 1 E: 0 K: 0 S: 6	H: 4 LOB: 2 BB: 0 P: 6		R: 0 E: 0 K: 2 S: 7	H: 0 LOB: 0 BB: 0 P: 7	1B: 9 2B: 1 3B: 0 HR: 1	SF: 0 SAC: 0 DP: 2 HBP: 0	WP: 0 PB: 0 SB: 1 CS: 1	PA: 39					
PITCHER	IP	WLS	BF	H	R	ER	SO	BB	IBB	HBP	BLK	WP	HR	S	P	ERA	WHIP											
Gaylord Perry, R ERA: 4.9 Frank Reberger, R ERA: 6.46	(1, 1)	7.2	W	34	11	4	4	6	4	0	0	0	0	1	42	58	4.70	1.957										
(8, 1)	1.1	S	4	0	0	0	2	0	0	0	0	0	0	8	8	0.00	0.000											

Batter	1	2	3	4	5	6	7	8	9	AB	R	H	RBI	BB	SO	LOB	TOP			
Bobby Bonds, R OBP: 0.418, SLG: 0.523 (1, 9)										4	0	0	0	0	1	0	San Francisco Giants @ Los Angeles Dodgers Dodger Stadium, Los Angeles, CA Sun May 17 1970, 3:33 AM PDT Att: 28,122 - Unknown			
Bob Heise, R OBP: 0.294, SLG: 0.255 (1, 6)										4	0	0	0	0	0	0				
Willie Mays, R OBP: 0.400, SLG: 0.551 (1, 8)										3	0	1	0	1	0	0				
Willie McCovey, L OBP: 0.436, SLG: 0.583 Mike McCormick, L OBP: 0.344, SLG: 0.240 (7, 1)										2	0	0	0	0	2	1				
Jim Davenport, R OBP: 0.344, SLG: 0.240 (9, PH)										0	0	0	0	0	0	0				
Ken Henderson, S OBP: 0.457, SLG: 0.510 (1, 7)										4	0	2	0	0	1	3				
Dick Dietz, R OBP: 0.447, SLG: 0.661 (1, 2)										3	0	0	0	1	0	1				
Tito Fuentes, S OBP: 0.293, SLG: 0.388 (1, 4)										4	0	0	0	0	0	4				
Al Gallagher, R OBP: 0.353, SLG: 0.391 (1, 5)										4	0	1	0	0	0	2				
Rich Robertson, R (1, 1)										2	0	0	0	0	0	0				
Frank Linzy, R (5, 1)										0	0	0	0	0	0	0				
Bill Faul, R (5, 1)										0	0	0	0	0	0	0				
Frank Johnson, R OBP: 0.214, SLG: 0.429 (7, PH)										1	0	0	0	0	0	1				
Inning Stats	R: 0 E: 0 K: 1 S: 5	H: 0 LOB: 2 BB: 1 P: 10	R: 0 E: 0 K: 0 S: 3	H: 0 LOB: 0 BB: 0 P: 3	R: 0 E: 0 K: 0 S: 3	H: 1 LOB: 2 BB: 1 P: 10	R: 0 E: 0 K: 1 S: 6	H: 0 LOB: 0 BB: 0 P: 3	R: 0 E: 0 K: 2 S: 8	H: 1 LOB: 1 BB: 0 P: 8	R: 0 E: 0 K: 0 S: 4	H: 1 LOB: 1 BB: 0 P: 4	R: 0 E: 0 K: 0 S: 3	H: 0 LOB: 0 BB: 0 P: 3	R: 0 E: 1 K: 0 S: 5	H: 1 LOB: 2 BB: 0 P: 5	1B: 4 2B: 0 3B: 0 HR: 0	SF: 0 SAC: 0 DP: 0 HBP: 1	WP: 0 PB: 0 SB: 0 CS: 0	PA: 35
PITCHER Claude Osteen, L ERA: 2.18 (1, 1)	IP: 9.0 WLS: W BF: 35 H: 4 R: 0 ER: 0 SO: 4 BB: 2 IBB: 0 HBP: 1 BLK: 0 WP: 0 HR: 0 S: 40 P: 49 ERA: 0.00 WHIP: 0.667															PITCHER				

Batter	1	2	3	4	5	6	7	8	9	AB	R	H	RBI	BB	SO	LOB	BOTTOM			
Maury Wills, S OBP: 0.373, SLG: 0.331 (1, 6)										4	2	2	0	1	0	2	San Francisco Giants @ Los Angeles Dodgers Dodger Stadium, Los Angeles, CA Sun May 17 1970, 3:33 AM PDT Att: 28,122 - Unknown			
Manny Mota, R OBP: 0.418, SLG: 0.500 (1, 7)										5	1	2	1	0	1	2				
Willie Davis, L OBP: 0.283, SLG: 0.346 (1, 8)										5	1	2	2	0	0	3				
Wes Parker, S OBP: 0.377, SLG: 0.511 (1, 3)										5	1	1	1	0	1	1				
Willie Crawford, L OBP: 0.358, SLG: 0.387 (1, 9)										4	1	0	0	1	3	1				
Billy Grabarkewitz, R OBP: 0.539, SLG: 0.602 (1, 5)										3	1	2	1	1	0	0				
Tom Haller, L OBP: 0.386, SLG: 0.490 (1, 2)										2	1	1	0	2	0	0				
Ted Sizemore, R OBP: 0.328, SLG: 0.302 (1, 4)										4	0	2	2	0	0	4				
Claude Osteen, L OBP: 0.240, SLG: 0.261 (1, 1)										3	0	0	1	0	0	3				
Inning Stats	R: 1 E: 0 K: 2 S: 8	H: 1 LOB: 1 BB: 1 P: 12	R: 0 E: 0 K: 0 S: 3	H: 0 LOB: 2 BB: 2 P: 11	R: 1 E: 0 K: 1 S: 6	H: 1 LOB: 1 BB: 0 P: 6	R: 0 E: 0 K: 0 S: 4	H: 1 LOB: 1 BB: 0 P: 4	R: 6 E: 1 K: 1 S: 12	H: 7 LOB: 3 BB: 2 P: 20	R: 0 E: 0 K: 1 S: 7	H: 2 LOB: 2 BB: 0 P: 7	R: 0 E: 0 K: 0 S: 3	H: 0 LOB: 0 BB: 0 P: 3	R: 0 E: 0 K: 0 S: 3	H: 0 LOB: 0 BB: 0 P: 3		1B: 9 2B: 2 3B: 0 HR: 1	SF: 1 SAC: 0 DP: 0 HBP: 0	WP: 0 PB: 0 SB: 5 CS: 0
PITCHER Rich Robertson, R ERA: 3.94 Frank Linzy, R ERA: 7.01 Bill Faul, R ERA: 6.23 Mike McCormick, L ERA: 4.13	IP: 4.1 WLS: L BF: 22 H: 5 R: 5 ER: 5 SO: 4 BB: 3 IBB: 0 HBP: 0 BLK: 0 WP: 1 HR: 1 S: 27 P: 39 ERA: 10.38 WHIP: 2.077															PITCHER				

Batter	1	2	3	4	5	6	7	8	9	AB	R	H	RBI	BB	SO	LOB	TOP			
Sonny Jackson, L (1, 6) OBP: 0.403, SLG: 0.328										4	0	1	0	0	1	0	<p>Atlanta Braves @ San Francisco Giants Candlestick Park, San Francisco, CA Tue May 19 1970, 10:05 PM EDT Att: 5,254 - Unknown</p> <p>livebaseballscores.com</p>			
Felix Milan, R (1, 4) OBP: 0.331, SLG: 0.384										4	0	0	0	0	0	1				
Tony Gonzalez, L (1, 8) OBP: 0.325, SLG: 0.388										4	0	0	0	0	1	1				
Rico Carty, R (1, 7) OBP: 0.500, SLG: 0.700										3	2	2	1	1	0	0				
Orlando Cepeda, R (1, 3) OBP: 0.397, SLG: 0.593										4	1	3	0	0	1	2				
Mike Lum, L (1, 9) OBP: 0.250, SLG: 0.200										3	1	1	2	0	0	1				
Clete Boyer, R (1, 5) OBP: 0.277, SLG: 0.359										3	0	1	1	0	0	0				
Bob Didier, S (1, 2) OBP: 0.179, SLG: 0.170										4	0	0	0	0	0	2				
Milt Pappas, R (1, 1) OBP: 0.179, SLG: 0.170											4	0	0	0	0	2				
Inning Stats	R: 0 E: 0 K: 1 S: 6	H: 1 LOB: 2 BB: 1 P: 10	R: 0 E: 0 K: 0 S: 3	H: 0 LOB: 0 BB: 0 P: 3	R: 0 E: 0 K: 0 S: 3	H: 0 LOB: 0 BB: 0 P: 3	R: 3 E: 0 K: 0 S: 6	H: 4 LOB: 0 BB: 0 P: 6	R: 0 E: 0 K: 0 S: 4	H: 1 LOB: 1 BB: 0 P: 4	R: 0 E: 0 K: 0 S: 3	H: 0 LOB: 0 BB: 0 P: 3	R: 0 E: 0 K: 2 S: 7	H: 0 LOB: 0 BB: 0 P: 7	R: 1 E: 0 K: 0 S: 5	H: 2 LOB: 2 BB: 0 P: 6	1B: 4 2B: 3 3B: 0 HR: 1	SF: 0 SAC: 1 DP: 0 HBP: 1	WP: 0 PB: 0 SB: 0 CS: 0	PA: 36
PITCHER Juan Marichal, R (1, 1) ERA: 6.12	IP: 9.0 WLS: L BF: 36 H: 8 R: 4 ER: 4 SO: 3 BB: 1 IBB: 0 HBP: 1 BLK: 0 WP: 0 HR: 1 S: 40 P: 45 ERA: 4.00 WHIP: 1.000																			

Batter	1	2	3	4	5	6	7	8	9	AB	R	H	RBI	BB	SO	LOB	BOTTOM			
Bobby Bonds, R (1, 9) OBP: 0.410, SLG: 0.509										4	1	0	0	0	2	1	<p>Atlanta Braves @ San Francisco Giants Candlestick Park, San Francisco, CA Tue May 19 1970, 10:05 PM EDT Att: 5,254 - Unknown</p> <p>livebaseballscores.com</p>			
Ron Hunt, R (1, 4) OBP: 0.385, SLG: 0.393										3	0	0	0	0	0	0				
Willie Mays, R (1, 8) OBP: 0.396, SLG: 0.541										4	0	1	0	0	1	2				
Willie McCovey, L (1, 3) OBP: 0.425, SLG: 0.565										4	0	0	0	0	2	3				
Ken Henderson, S (1, 7) OBP: 0.458, SLG: 0.510										4	1	2	1	0	0	1				
Dick Dietz, R (1, 2) OBP: 0.441, SLG: 0.643										3	0	0	0	1	1	4				
Tito Fuentes, S (1, 5) OBP: 0.234, SLG: 0.375											3	0	0	0	1	2				
Don Mason, L (9, PH) OBP: 0.217, SLG: 0.100											1	0	0	0	0	0				
Hal Lanier, R (1, 6) OBP: 0.290, SLG: 0.337											3	0	2	1	0	0				
Bob Burdette, L (9, PH) OBP: 0.391, SLG: 0.222											1	0	0	0	0	0				
Juan Marichal, R (1, 1) OBP: 0.333, SLG: 0.231											3	0	0	0	0	1	3			
Jim Davenport, R (9, PH) OBP: 0.333, SLG: 0.231											1	0	0	0	0	1	0			
Inning Stats	R: 0 E: 0 K: 0 S: 3	H: 0 LOB: 0 BB: 0 P: 3	R: 1 E: 0 K: 1 S: 7	H: 2 LOB: 2 BB: 1 P: 11	R: 1 E: 1 K: 1 S: 7	H: 1 LOB: 2 BB: 0 P: 8	R: 0 E: 0 K: 1 S: 6	H: 1 LOB: 1 BB: 0 P: 6	R: 0 E: 0 K: 1 S: 5	H: 0 LOB: 0 BB: 0 P: 5	R: 0 E: 0 K: 1 S: 5	H: 0 LOB: 0 BB: 0 P: 5	R: 0 E: 1 K: 2 S: 9	H: 1 LOB: 2 BB: 0 P: 9	R: 0 E: 0 K: 1 S: 5	H: 0 LOB: 0 BB: 0 P: 5	1B: 4 2B: 0 3B: 1 HR: 0	SF: 0 SAC: 0 DP: 0 HBP: 1	WP: 0 PB: 0 SB: 0 CS: 0	PA: 36
PITCHER Milt Pappas, R (1, 1) ERA: 7.71	IP: 9.0 WLS: W BF: 36 H: 5 R: 2 ER: 1 SO: 9 BB: 1 IBB: 0 HBP: 1 BLK: 0 WP: 0 HR: 0 S: 52 P: 57 ERA: 1.00 WHIP: 0.667																			

Batter	1	2	3	4	5	6	7	8	9	10	11	AB	R	H	RBI	BB	SO	LOB	TOP		
Sonny Jackson, L OBP: 0.399, SLG: 0.341 Gil Gamido, R OBP: 0.143, SLG: 0.077	0-0 3B		0-0 4-3			0-0 1-3			0-0 1-3		0-0 1B	4	1	1	0	0	0	0			
Felix Milan, R OBP: 0.325, SLG: 0.382	0-0 4-3		0-0 F3			0-3 K			0-0 1B		FC1-6 HR	6	1	1	0	0	1	5			
Hank Aaron, R OBP: 0.428, SLG: 0.728	0-0 F6		0-0 F3			4-0 PO			4-0 1B		1-2 HR	2	1	0	0	3	0	1			
Rico Carty, R OBP: 0.503, SLG: 0.733 Mike Lum, L OBP: 0.250, SLG: 0.200	0-0 3B				0-0 F9		0-0 F8		0-0 1B		1-2 2-3 HR	5	1	3	4	0	0	0			
Orlando Cepeda, R OBP: 0.391, SLG: 0.579	0-0 6-3		0-0 F8			0-0 PO			0-0 K		0-0 2B	5	1	1	0	0	1	3			
Tony Gonzalez, L OBP: 0.321, SLG: 0.378			0-3 K			0-0 4-3			0-0 6-3		1-0 2B	4	1	0	0	0	1	0			
Clete Boyer, R OBP: 0.281, SLG: 0.368			0-0 1B			0-0 F5			0-3 K		0-0 2B	5	0	2	1	0	2	0			
Bob Didier, S OBP: 0.200, SLG: 0.193 Ralph Garr, L OBP: 0.200, SLG: 0.111 Bob Tillman, R OBP: 0.275, SLG: 0.375			0-0 F8			0-0 G4-6-3 1B			0-0 6-3		4-0 BB	4	0	2	0	0	0	1			
Jim Nash, R OBP: 0.120, SLG: 0.208 Hal King, L OBP: 0.444, SLG: 0.500 Hoyt Wilhelm, R OBP: 0.111, SLG: 0.111			0-3 K			0-0 G4-6-3 1B			0-0 K		4-0 1B	3	0	0	0	0	2	2			
Inning Stats	R: 1 E: 0 K: 0 S: 5	H: 2 LOB: 1 BB: 0 P: 5	R: 0 E: 0 K: 2 S: 8	H: 1 LOB: 1 BB: 0 P: 8	R: 0 E: 0 K: 0 S: 3	H: 0 LOB: 0 BB: 0 P: 3	R: 0 E: 0 K: 0 S: 3	H: 0 LOB: 0 BB: 0 P: 3	R: 0 E: 0 K: 1 S: 4	H: 0 LOB: 0 BB: 1 P: 8	R: 0 E: 0 K: 2 S: 7	H: 2 LOB: 2 BB: 1 P: 10	R: 0 E: 0 K: 1 S: 6	H: 1 LOB: 1 BB: 0 P: 6	R: 5 E: 0 K: 0 S: 7	H: 4 LOB: 3 BB: 3 P: 20	1B: 6 2B: 2 3B: 2 HR: 1	SF: 0 SAC: 0 DP: 1 HBP: 1	WP: 0 PB: 0 SB: 0 CS: 0	PA: 48	
PITCHER	IP 10.1	WLS L	BF 41	H 10	R 5	ER 5	SO 7	BB 2	IBB 1	HBP 1	BLK 0	WP 0	HR 1	S 52	P 64	ERA 4.84	WHIP 1.161				
Gaylord Perry, R ERA: 4.84																					
Mike McCormick, L ERA: 4.31	0.0	4	1	1	1	0	0	1	1	1	0	0	0	1	10	∞	∞				
Frank Reberger, R ERA: 6.32	0.2	2	0	0	0	0	0	0	0	0	0	0	0	2	2	0.00	0.000				

Atlanta Braves @ San Francisco Giants
Candlestick Park, San Francisco, CA
Wed May 20 1970, 6:33 AM EDT
Att: 4,192 - Unknown

livebaseballscores.com
AB 41
R 6
H 11
RBI 6
BB 5
SO 7
LOB 16



Batter	1	2	3	4	5	6	7	8	9	10	11	AB	R	H	RBI	BB	SO	LOB	BOTTOM			
Bobby Bonds, R OBP: 0.409, SLG: 0.500	4-0 1B		0-0 F9			0-0 F7			4-0 1B		0-3 K	3	0	0	0	2	1	0				
Ron Hunt, R OBP: 0.365, SLG: 0.402	0-0 BB		0-0 F9			0-3 K			0-0 3-1		0-0 1-3	5	1	2	0	0	1	2				
Willie Mays, R OBP: 0.581, SLG: 0.517	0-0 F6		0-0 F9			0-0 F3			0-0 F8		0-0 5-3	5	0	0	0	0	0	3				
Willie McCovey, L OBP: 0.424, SLG: 0.566	0-0 F4		0-0 2B			0-0 1B			0-0 F3		0-0 F3	5	0	2	1	0	0	2				
Ken Henderson, S OBP: 0.451, SLG: 0.497	4-0 BB		0-0 F5			0-3 K			0-0 F7		0-3 K	4	0	0	0	1	2	2				
Dick Dietz, R OBP: 0.433, SLG: 0.625	0-0 G3					0-3 K			0-0 K		0-0 5-3	5	0	1	0	0	2	4				
Tito Fuentes, S OBP: 0.283, SLG: 0.370			0-0 F8			0-0 6-3			0-0 SH1-4 1B		0-0 FC3-6 1B	4	0	1	0	0	1					
Hal Lanier, R OBP: 0.282, SLG: 0.327 Bob Burda, L OBP: 0.375, SLG: 0.211 Bob Heise, R OBP: 0.294, SLG: 0.255			0-0 4-3			0-0 F5			0-0 F9		0-3 K	3	0	0	0	0	1	1				
Gaylord Perry, R OBP: 0.091, SLG: 0.121 Mike McCormick, L OBP: 0.400, SLG: 0.600			0-0 4-3			0-0 F3			0-0 SH1-4		0-0 4-3	3	0	0	0	0	0	1				
Inning Stats	R: 0 E: 0 K: 0 S: 4	H: 1 LOB: 3 BB: 2 P: 12	R: 0 E: 0 K: 0 S: 3	H: 0 LOB: 0 BB: 0 P: 3	R: 1 E: 0 K: 0 S: 5	H: 2 LOB: 1 BB: 0 P: 5	R: 0 E: 0 K: 1 S: 5	H: 0 LOB: 0 BB: 0 P: 5	R: 0 E: 0 K: 1 S: 8	H: 1 LOB: 1 BB: 1 P: 8	R: 0 E: 0 K: 0 S: 3	H: 0 LOB: 0 BB: 0 P: 3	R: 0 E: 0 K: 1 S: 6	H: 1 LOB: 1 BB: 0 P: 6	R: 0 E: 0 K: 1 S: 5	H: 0 LOB: 0 BB: 0 P: 5	R: 0 E: 0 K: 1 S: 5	H: 0 LOB: 0 BB: 0 P: 5	1B: 4 2B: 2 3B: 0 HR: 0	SF: 0 SAC: 1 DP: 0 HBP: 0	WP: 0 PB: 0 SB: 1 CS: 0	PA: 42
PITCHER	IP 9.0	WLS W	BF 36	H 6	R 1	ER 1	SO 5	BB 2	IBB 1	HBP 0	BLK 0	WP 0	HR 0	S 43	P 55	ERA 1.00	WHIP 0.889					
Jim Nash, R ERA: 3.3																						
Hoyt Wilhelm, R ERA: 3.0	2.0	6	0	0	0	2	0	0	0	0	0	0	0	10	10	0.00	0.000					

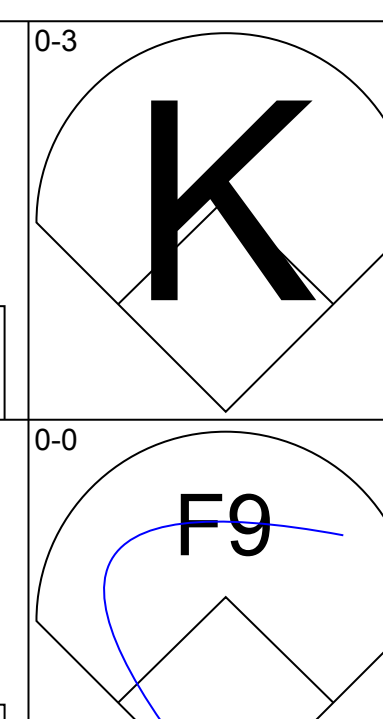
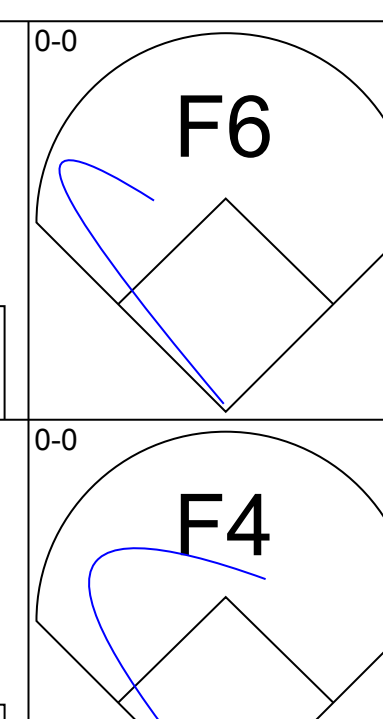
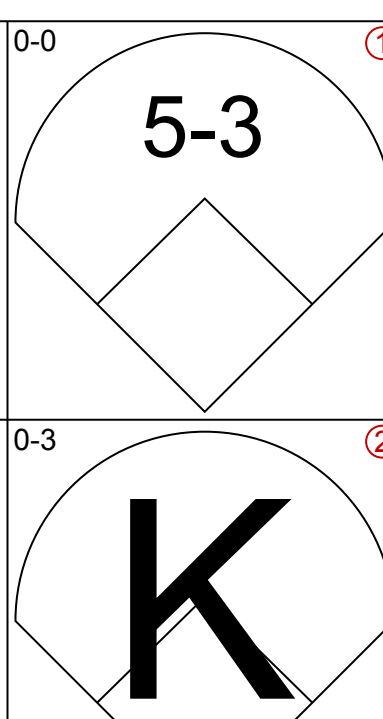
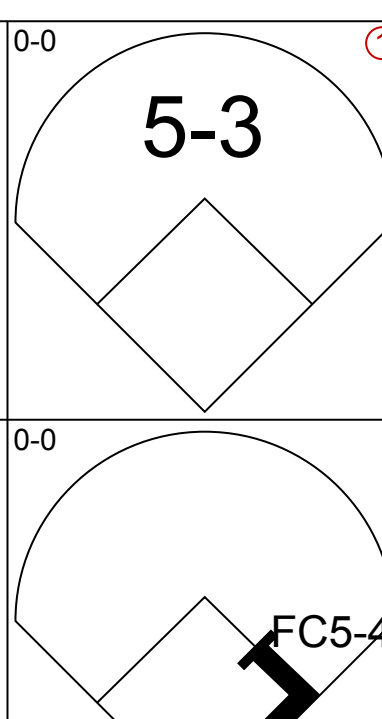
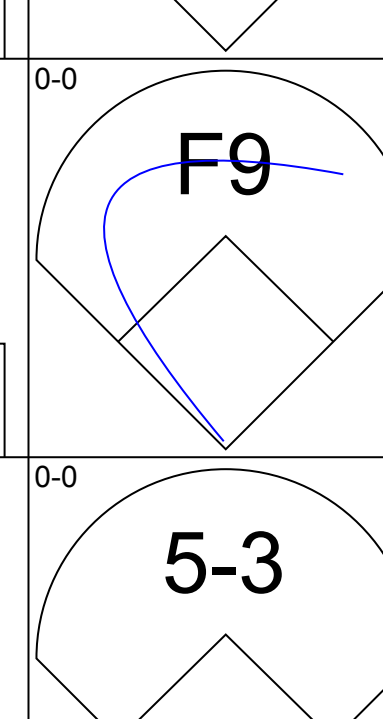
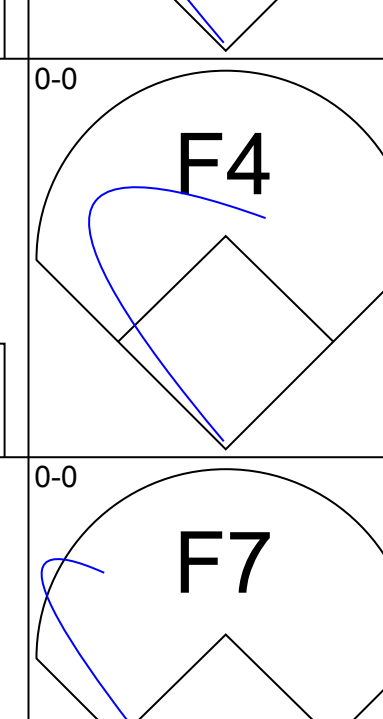
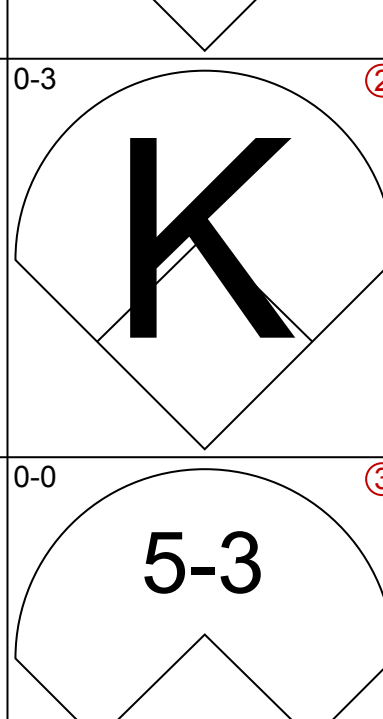
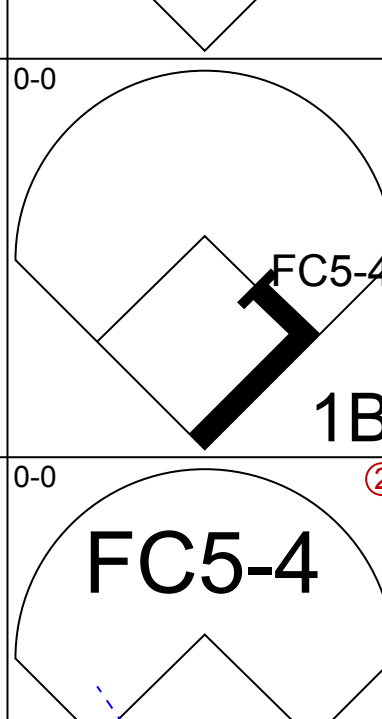
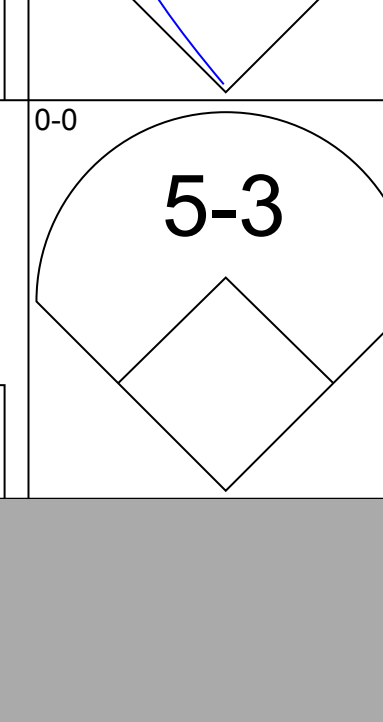
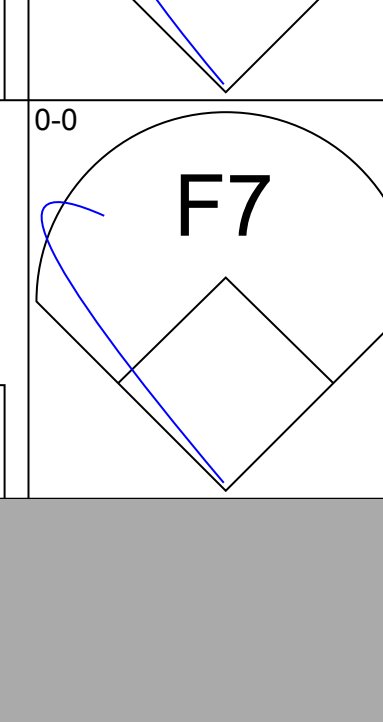
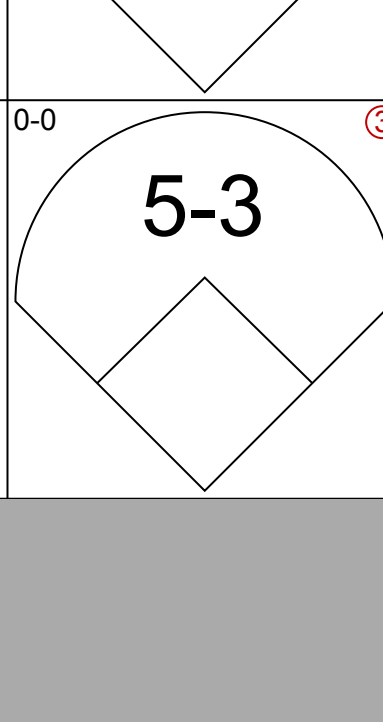
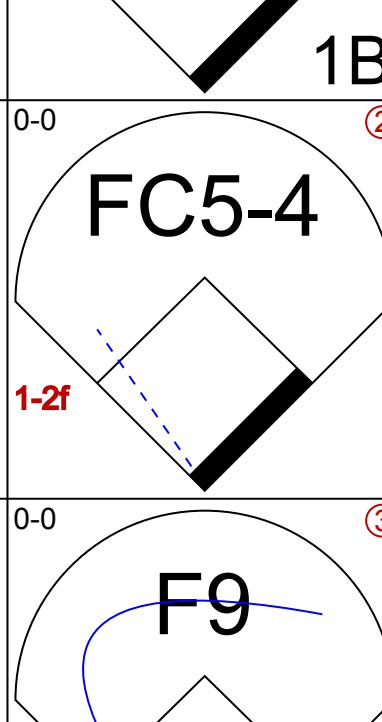
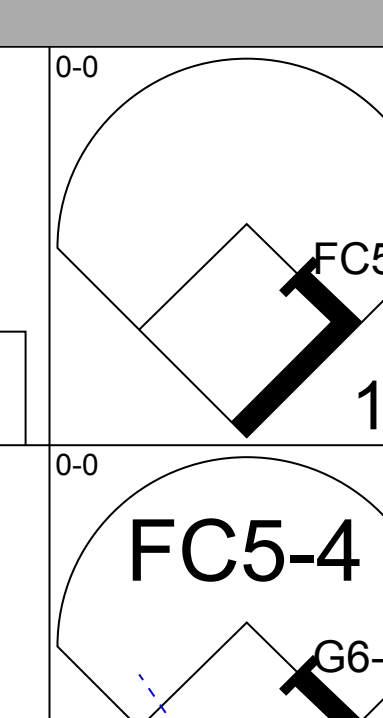
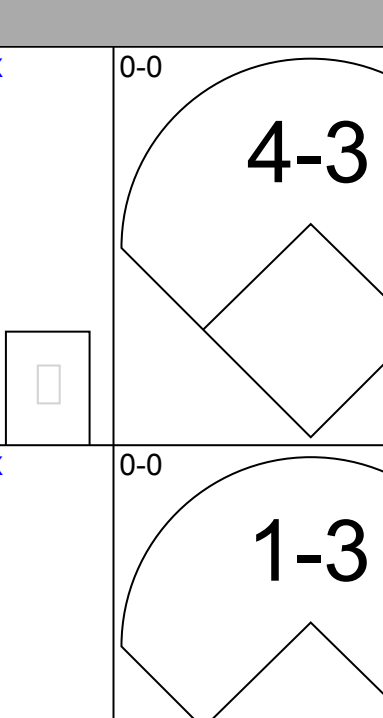
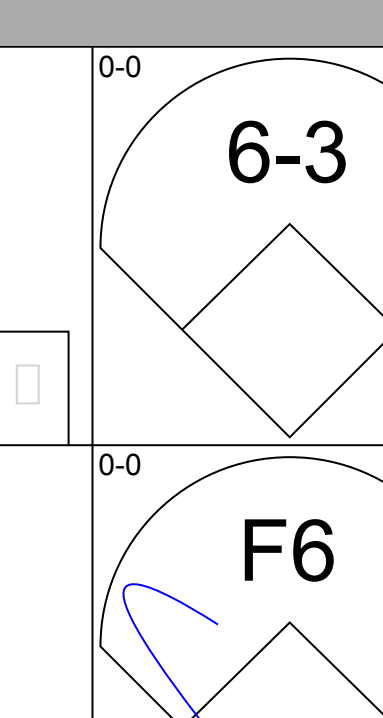
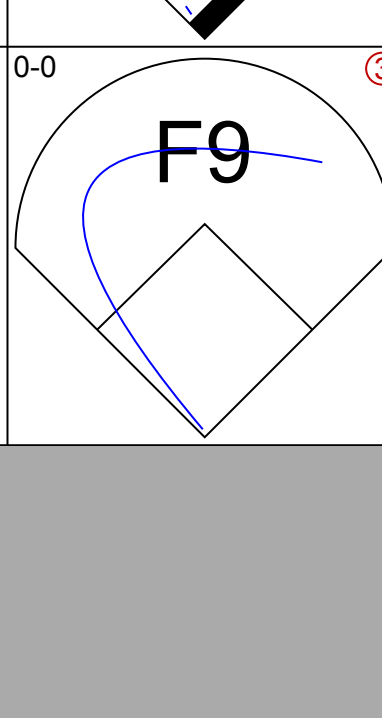
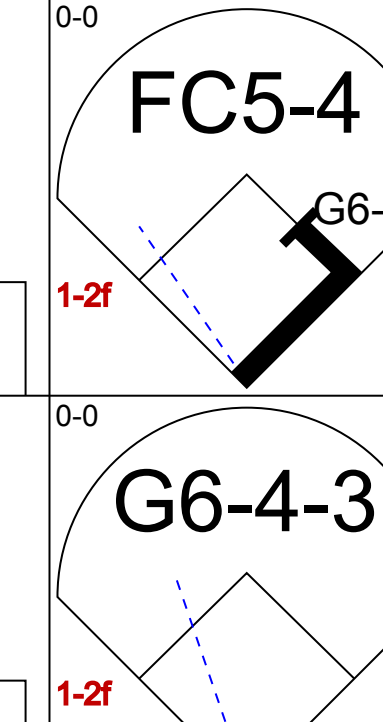
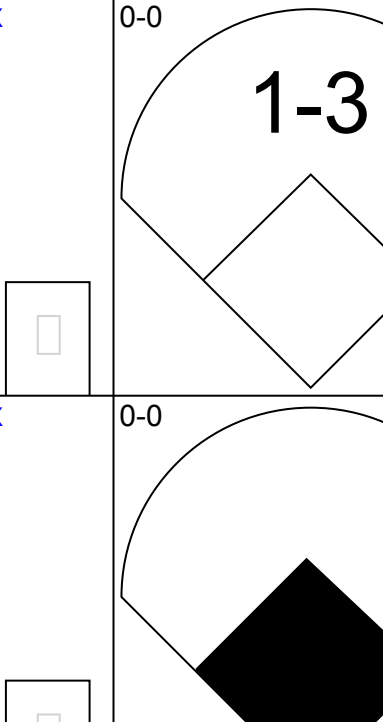
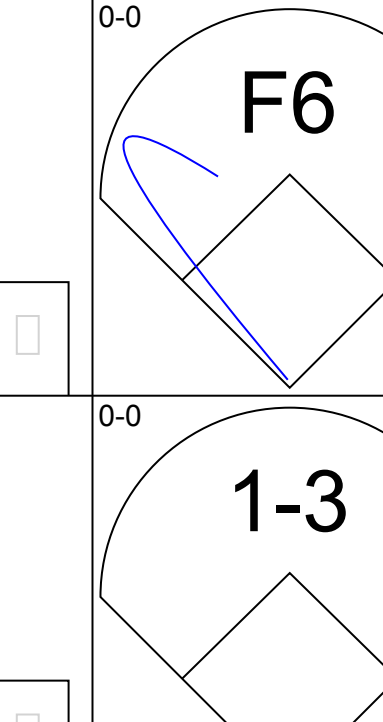
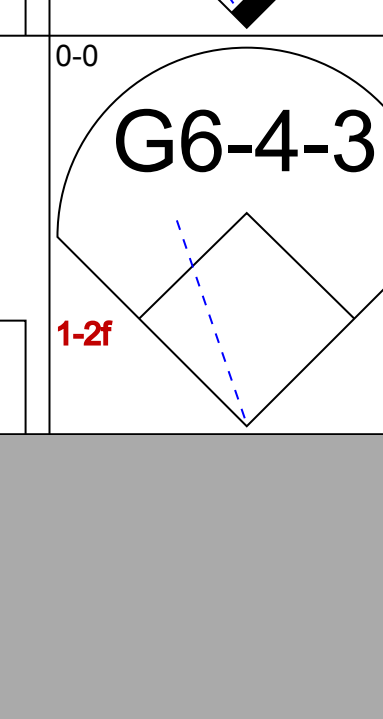
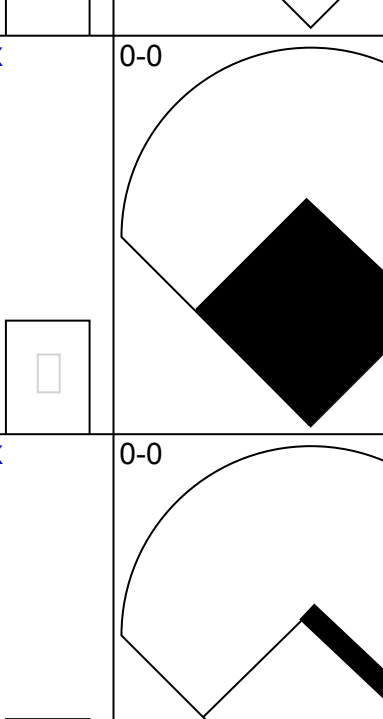
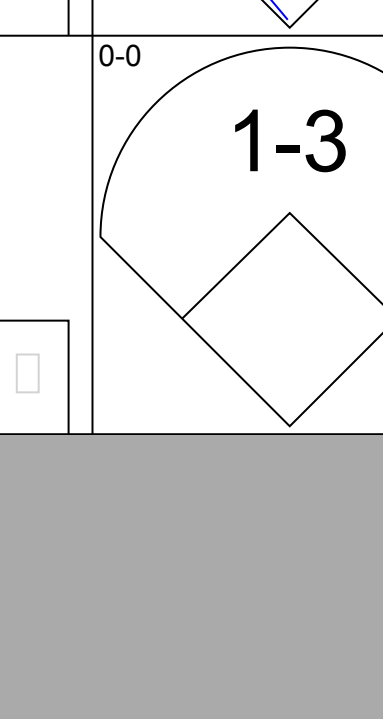
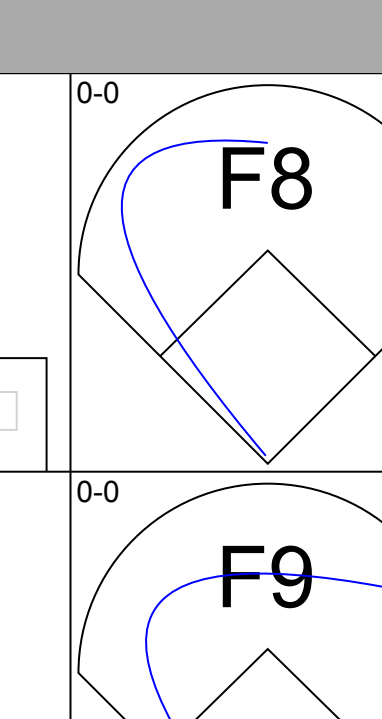
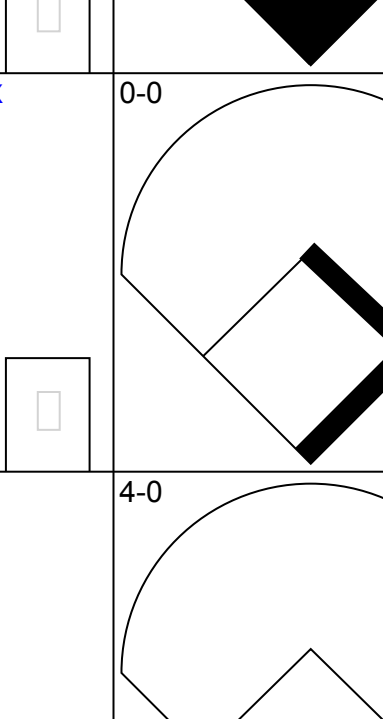
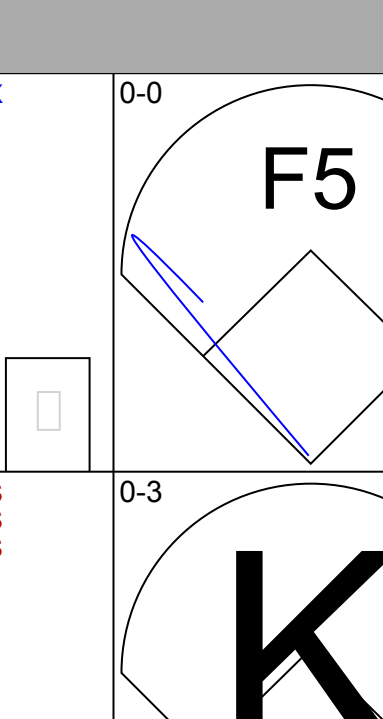
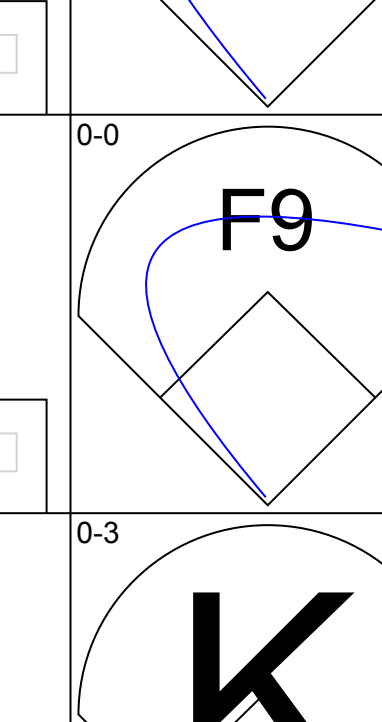
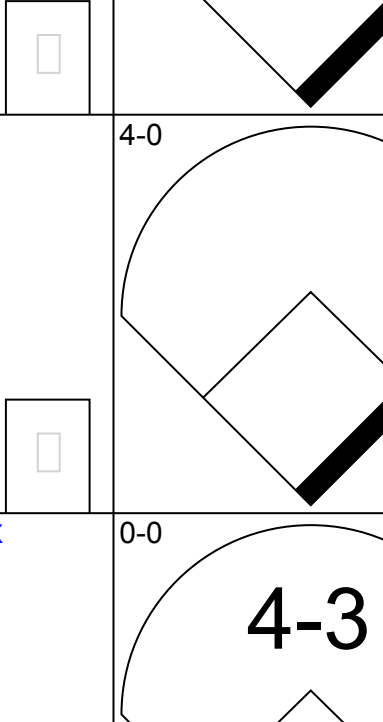
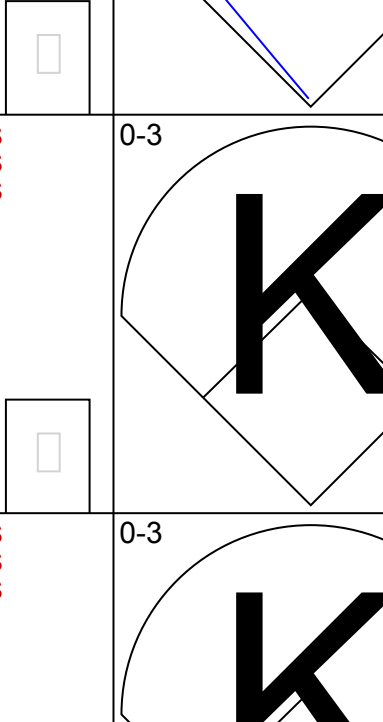
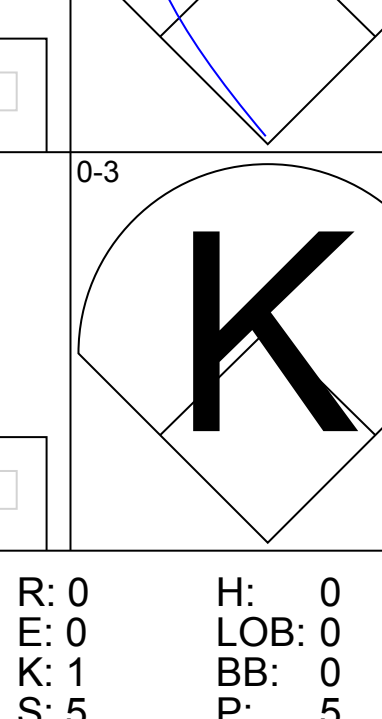
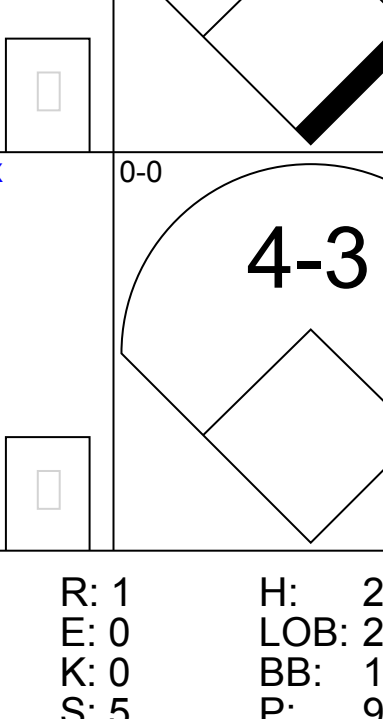
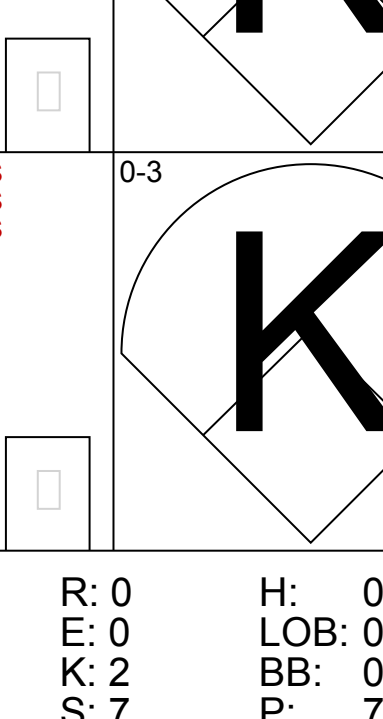
Atlanta Braves @ San Francisco Giants
Candlestick Park, San Francisco, CA
Wed May 20 1970, 6:33 AM EDT
Att: 4,192 - Unknown

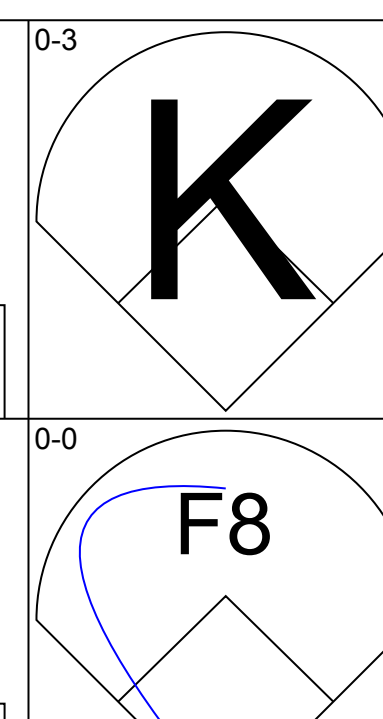
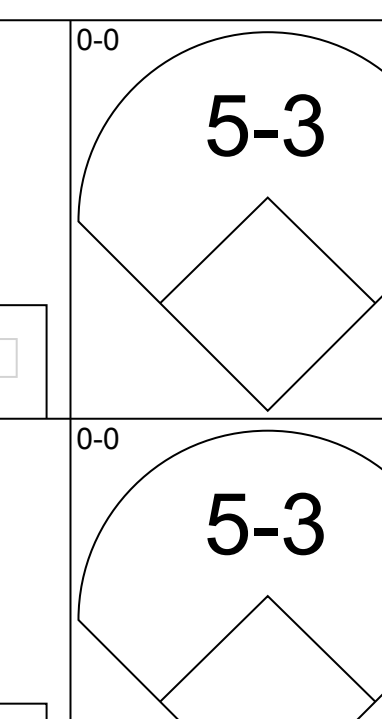
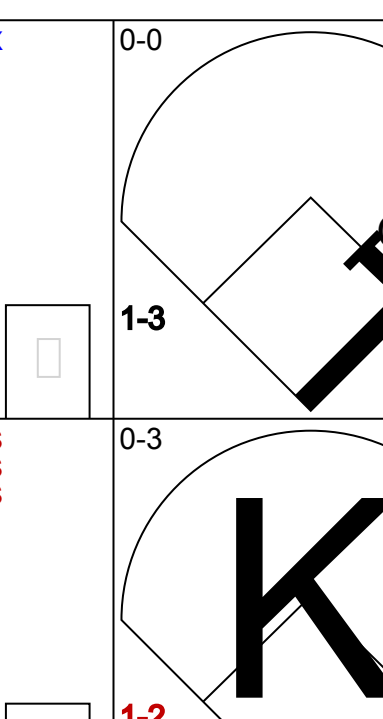
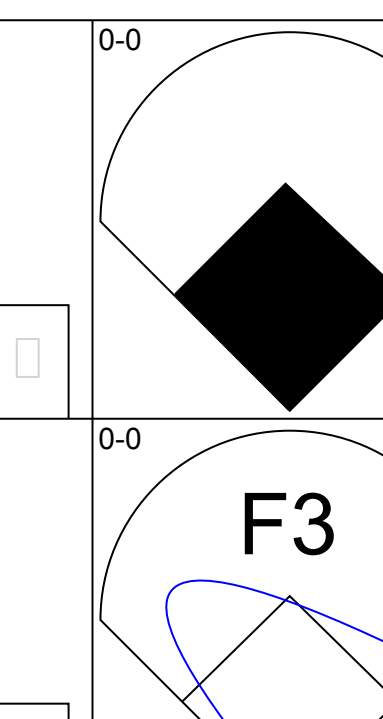
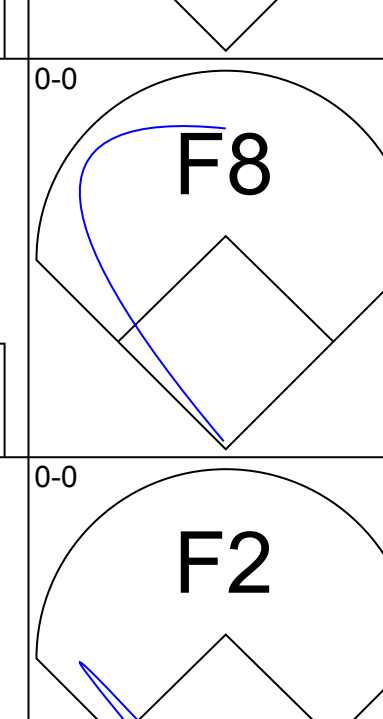
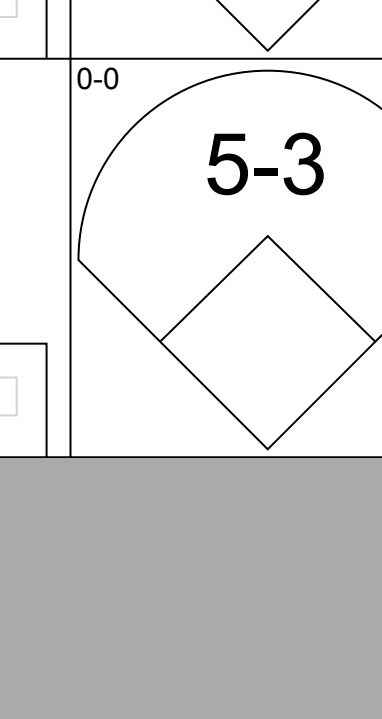
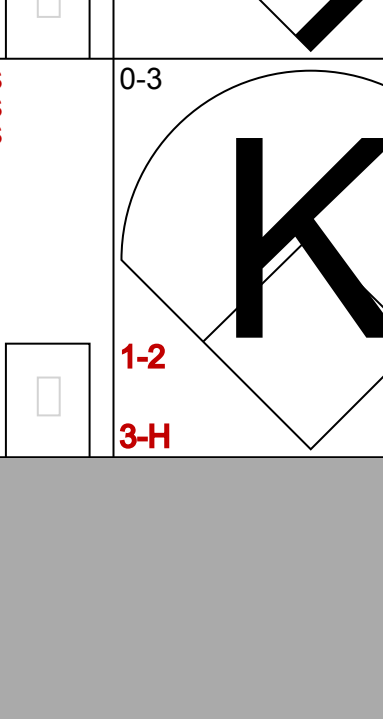
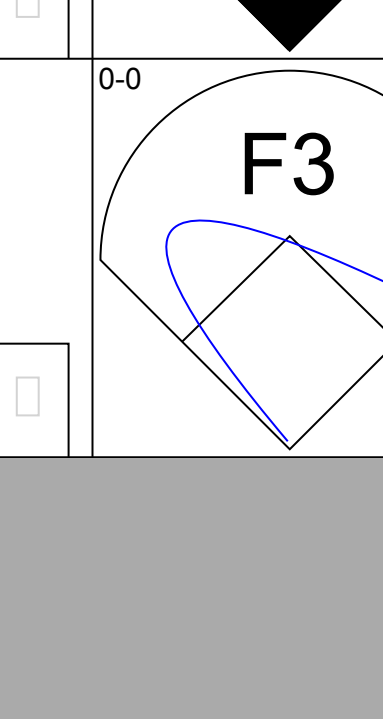
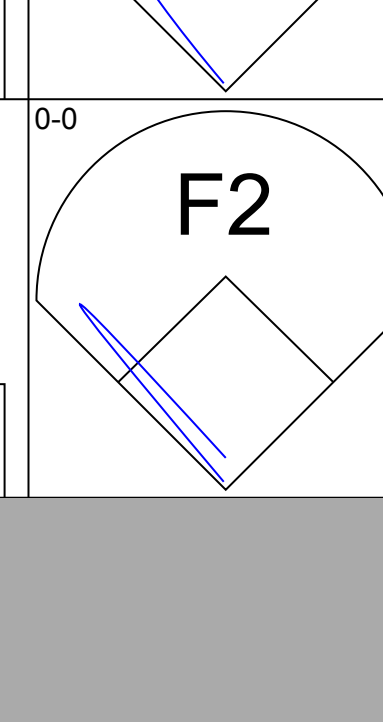
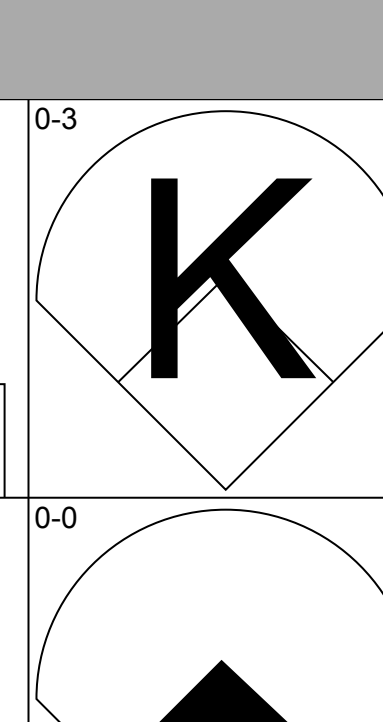
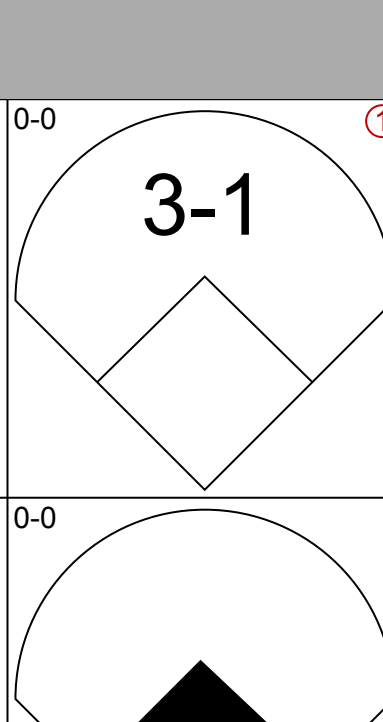
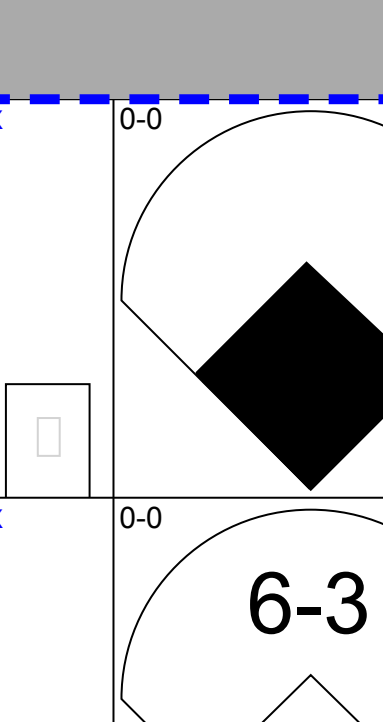
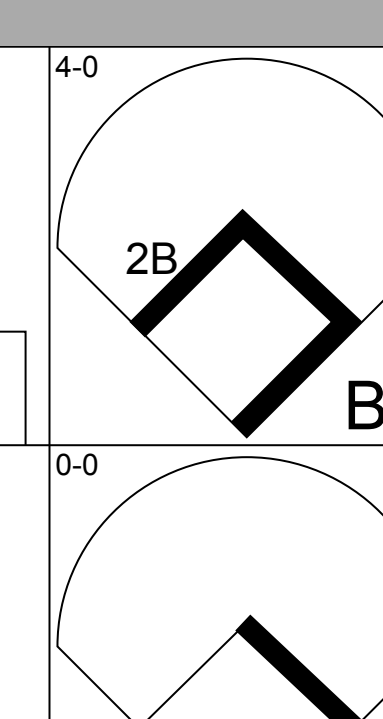
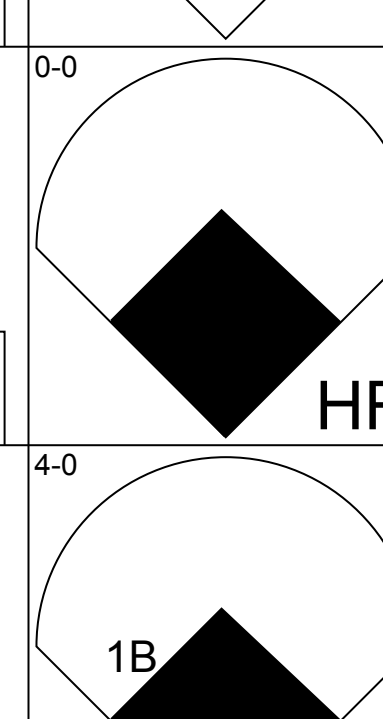
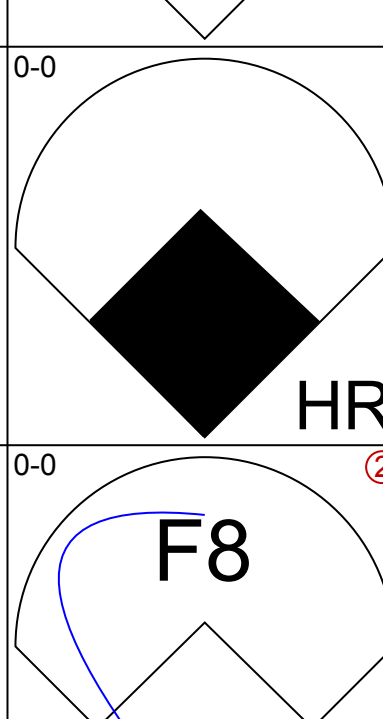
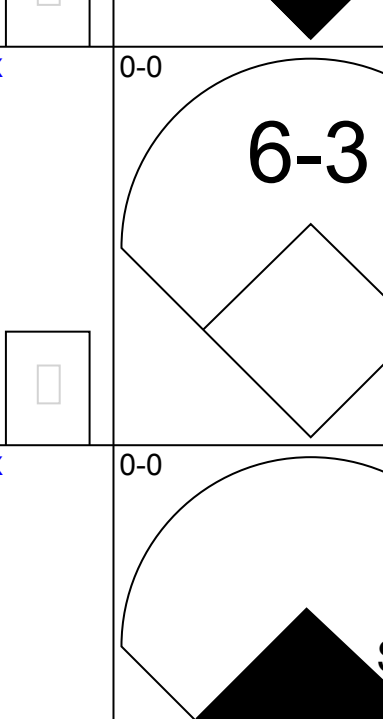
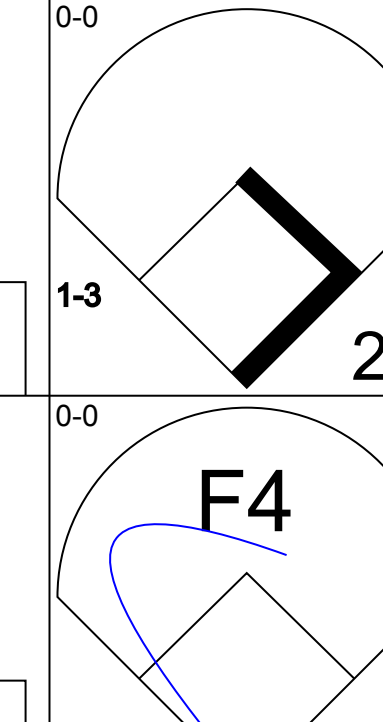
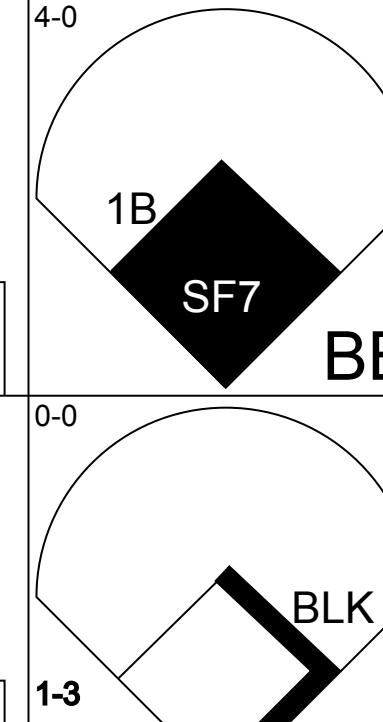
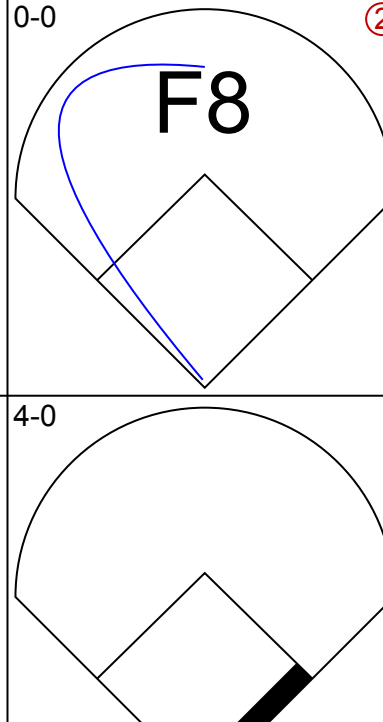
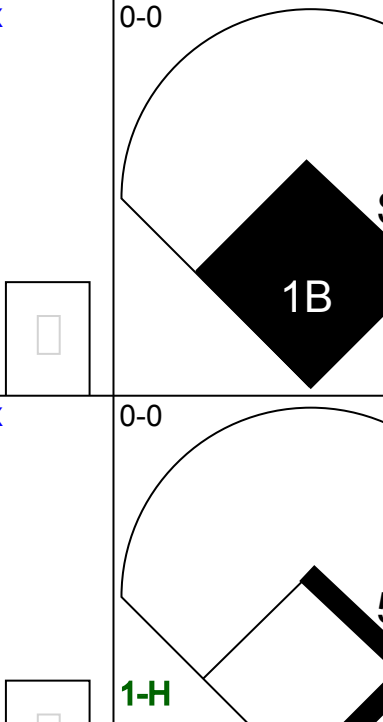
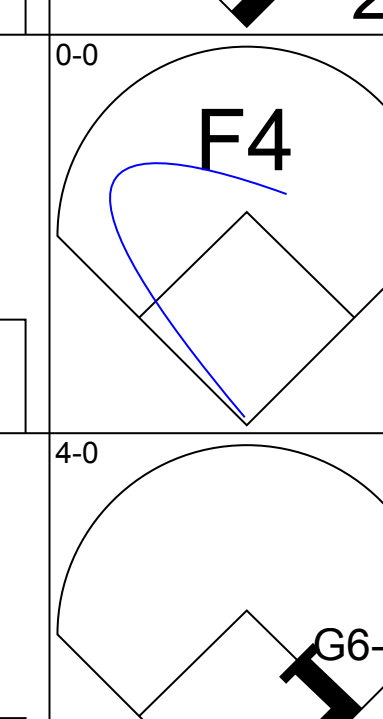
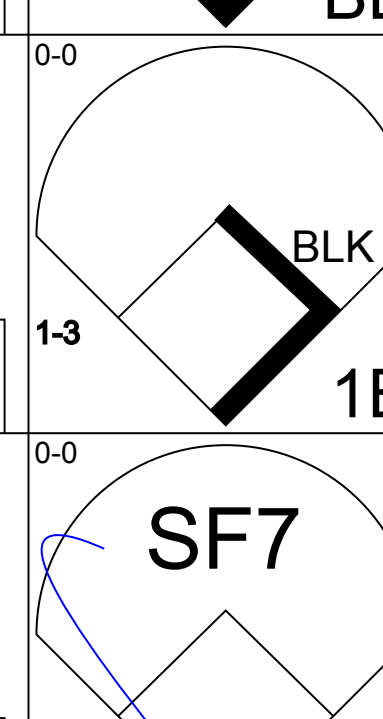
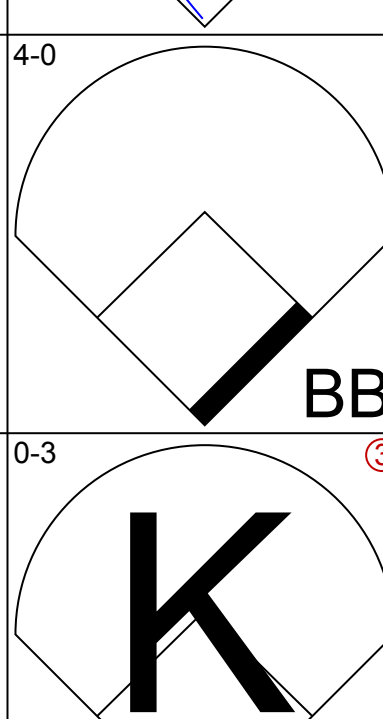
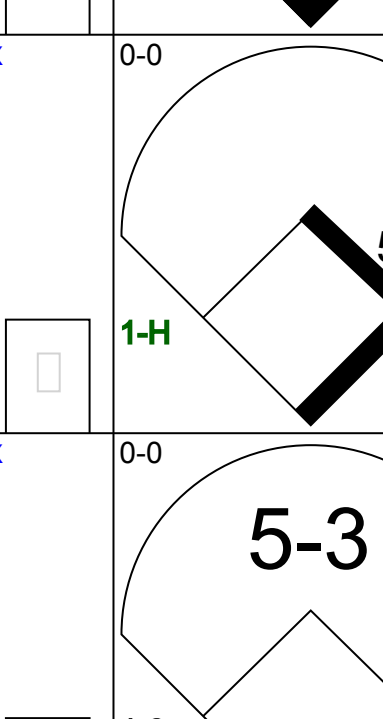
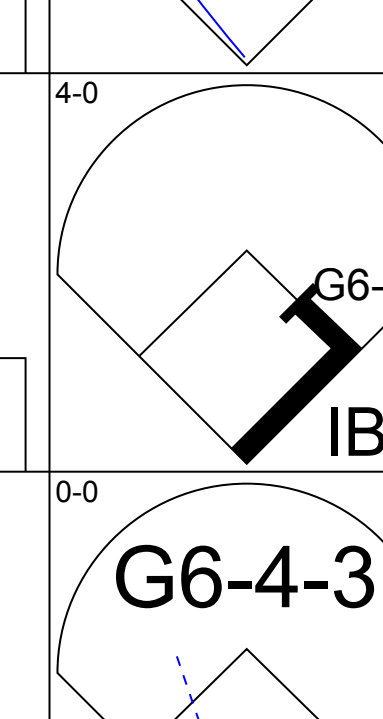
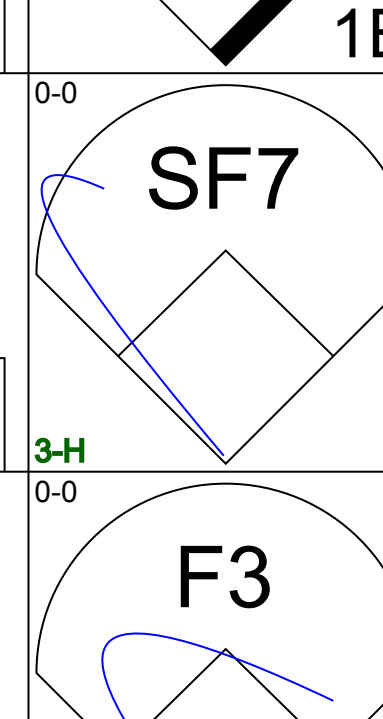
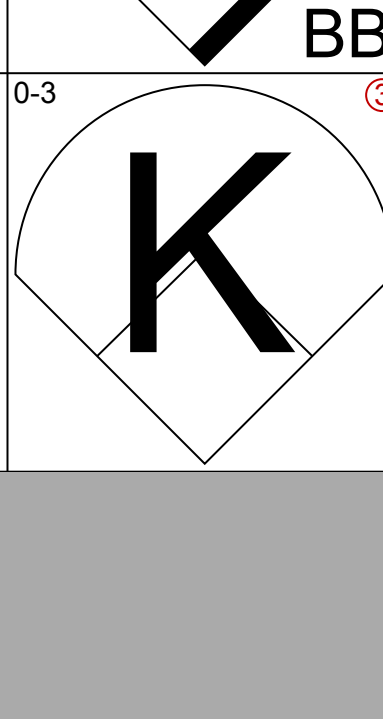
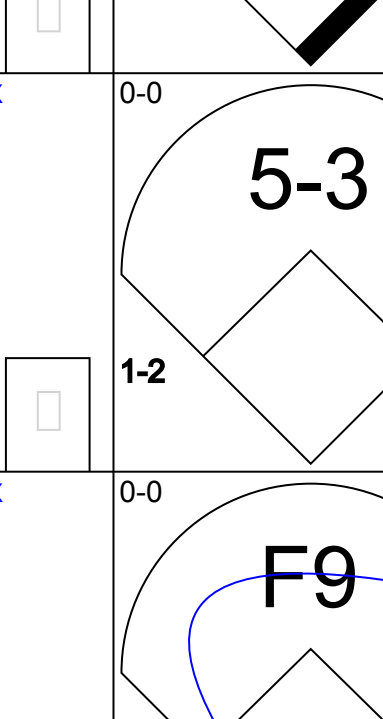
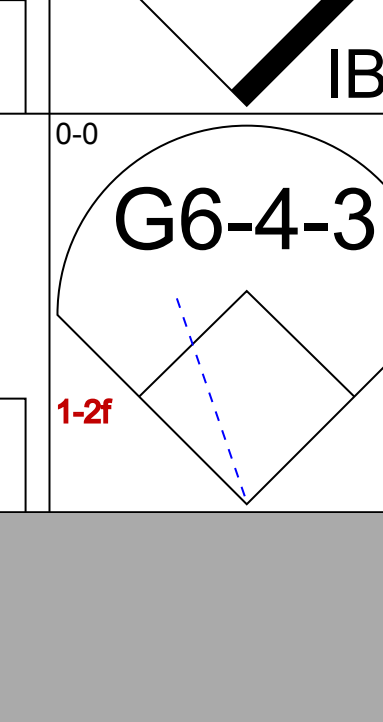
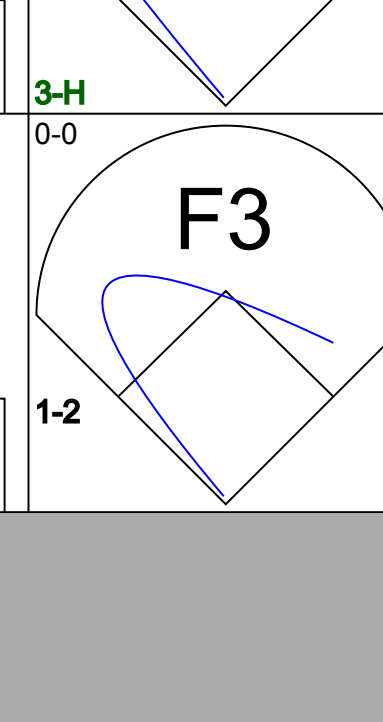
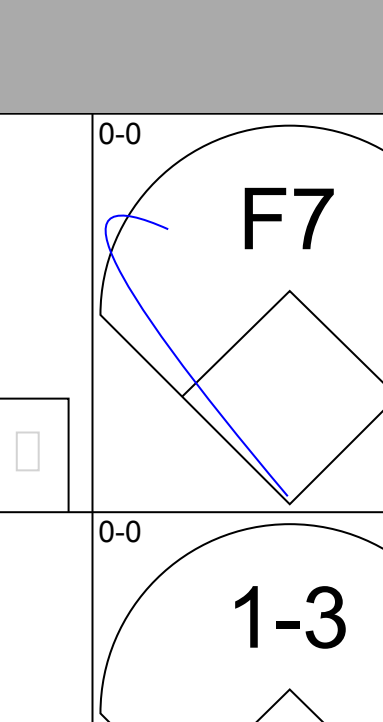
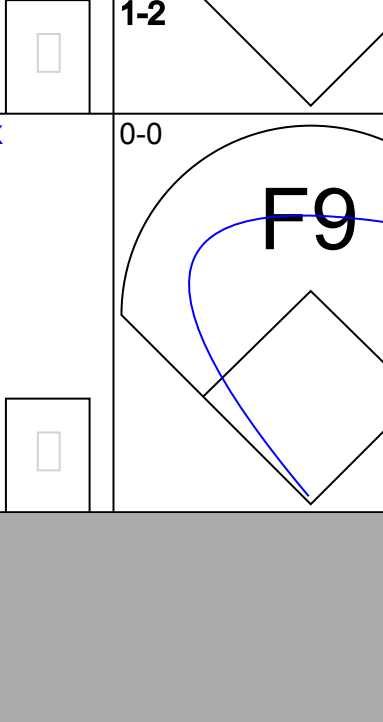
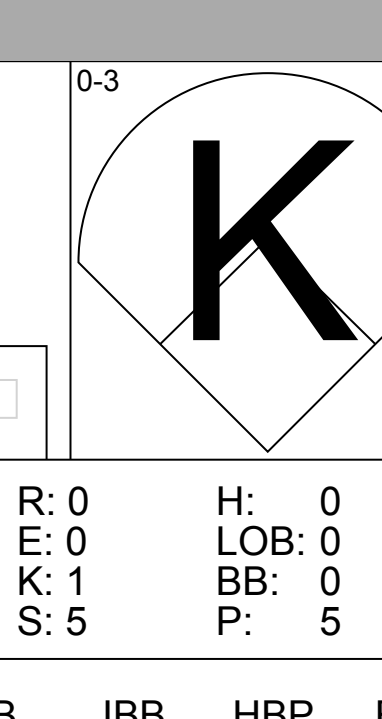
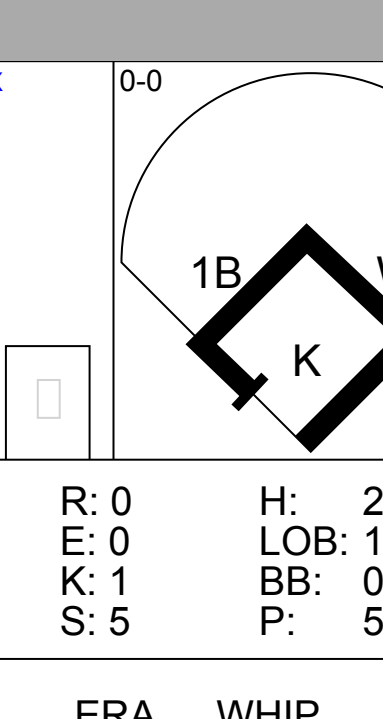
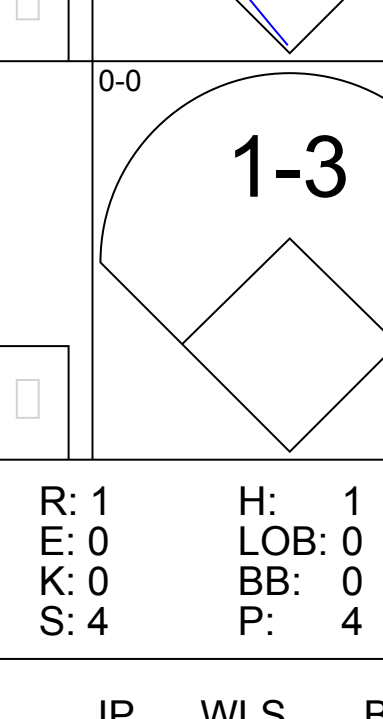
livebaseballscores.com
AB 38
R 1
H 6
RBI 1
BB 3
SO 7
LOB 17



Batter	1	2	3	4	5	6	7	8	9	AB	R	H	RBI	BB	SO	LOB	TOP										
Dave Campbell, R OBP: 0.308, SLG: 0.363 (1, 4)	G3		2B 6-3 1B		K		F4			4	1	1	0	0	1	2	San Diego Padres @ San Francisco Giants Candlestick Park, San Francisco, CA Fri May 22 1970, 10:05 PM EDT Att: 4,334 - Unknown livebaseballscorecards.com										
Steve Huntz, S OBP: 0.281, SLG: 0.350 (1, 6)	BB PB 1B BB		F9		G1-6-3			WP BB 5-3 1B		3	2	1	0	1	0	2											
Cito Gaston, R OBP: 0.357, SLG: 0.491 (1, 8)	BB PB 1B				F9			5-3 WP 1-2 BB		3	1	2	0	1	0	0											
Al Ferrara, R OBP: 0.367, SLG: 0.454 (1, 7)	PB 1-2 2-3 BB		6-3		HBP			K 1-2 2-3		2	0	0	1	1	1	3											
Nate Colbert, R OBP: 0.296, SLG: 0.531 (1, 3)	K		K		F8			5-3		4	0	0	1	0	2	6											
Ivan Murrell, R OBP: 0.273, SLG: 0.493 (1, 9)	K				6-3			2-3 3-H 0-3 K		4	0	0	0	0	2	3											
Van Kelly, L OBP: 0.275, SLG: 0.232 (1, 5)		3-1			F8			3-1		3	0	0	0	1	0	0											
Bob Barton, R OBP: 0.360, SLG: 0.457 (1, 2)		K			5-3			G1-6-3 BB		4	0	1	0	0	2	1											
Mike Corkins, R OBP: 0.273, SLG: 0.286 (1, 1)										2	0	1	0	0	1	0											
Ray Webster, L OBP: 0.283, SLG: 0.220 (7, PH)										1	0	0	0	0	0	1											
Tom Dukes, R OBP: 0.410, SLG: 0.391 (9, PH)										0	0	0	0	0	0	0											
Ed Spiezio, R OBP: 0.410, SLG: 0.391 (9, PH)										1	0	0	0	0	0	1											
Inning Stats	R: 2 H: 1 E: 0 K: 2 S: 8	H: 1 LOB: 1 BB: 2 P: 16	R: 0 H: 0 E: 0 K: 2 S: 7	H: 0 LOB: 0 BB: 0 P: 7	R: 1 H: 2 E: 0 K: 1 S: 7	H: 2 LOB: 1 BB: 0 P: 7	R: 0 H: 0 E: 0 K: 0 S: 3	H: 0 LOB: 0 BB: 0 P: 3	R: 0 H: 1 E: 0 K: 1 S: 5	H: 1 LOB: 1 BB: 0 P: 5	R: 0 H: 0 E: 0 K: 0 S: 3	H: 0 LOB: 0 BB: 0 P: 4	R: 0 H: 1 E: 0 K: 2 S: 8	H: 1 LOB: 1 BB: 0 P: 12	R: 1 H: 1 E: 0 K: 2 S: 4	H: 1 LOB: 0 BB: 1 P: 8	1B: 4 2B: 2 3B: 0 HR: 0	SF: 0 SAC: 0 DP: 2 HBP: 1	WP: 1 PB: 2 SB: 0 CS: 0	PA: 36							
PITCHER	IP	WLS	BF	H	R	ER	SO	BB	IBB	HBP	BLK	WP	HR	S	P	ERA	WHIP										
Rich Robertson, R ERA: 3.69 (1, 1)	9.0	W	36	6	4	2	9	4	0	1	0	1	0	49	66	2.00	1.111										

Batter	1	2	3	4	5	6	7	8	9	AB	R	H	RBI	BB	SO	LOB	BOTTOM										
Bobby Bonds, R OBP: 0.404, SLG: 0.491 (1, 8)	K		K	K		SF8		S CS HR BB		3	1	0	1	1	3	1	San Diego Padres @ San Francisco Giants Candlestick Park, San Francisco, CA Fri May 22 1970, 10:05 PM EDT Att: 4,334 - Unknown livebaseballscorecards.com										
Ron Hunt, R OBP: 0.386, SLG: 0.392 (1, 4)	K		1B HBP	5-3		F9		S HR HBP		3	2	0	0	0	1	1											
Willie McCovey, L OBP: 0.435, SLG: 0.568 (1, 3)	K		BB 1B 1B		HR BB		FC1-6 BB 1B	HR IBB		3	2	2	0	2	1	0											
Ken Henderson, S OBP: 0.455, SLG: 0.516 (1, 9)		K	BB 1B		F2		FC1-6 BB	HR		4	1	2	5	1	1	1											
Dick Dietz, R OBP: 0.438, SLG: 0.653 (1, 2)		1B 2B	FC6 BB		HR		F7	K		4	2	2	2	1	1	2											
Frank Johnson, R OBP: 0.222, SLG: 0.353 (1, 7)		1B BB	F3		F7		FC1-6			3	0	0	0	1	0	5											
Tito Fuentes, S OBP: 0.282, SLG: 0.365 (1, 5)		1-2 2-H 1B	FC6		4-3		1-2 2-3 K			4	0	1	1	0	1	5											
Hal Lanier, R OBP: 0.280, SLG: 0.333 (1, 6)	F5				F5		SH5-4 SF8 2B	4-3		4	1	1	0	0	0	2											
Rich Robertson, R OBP: 0.040, SLG: 0.080 (1, 1)	K						SH5-4	K		3	0	1	0	0	2	2											
Inning Stats	R: 0 H: 0 E: 0 K: 3 S: 9	H: 0 LOB: 0 BB: 0 P: 9	R: 1 H: 2 E: 0 K: 2 S: 9	H: 2 LOB: 1 BB: 1 P: 13	R: 1 H: 2 E: 0 K: 1 S: 7	H: 2 LOB: 3 BB: 1 P: 12	R: 0 H: 1 E: 0 K: 1 S: 6	H: 1 LOB: 0 BB: 0 P: 6	R: 2 H: 1 E: 0 K: 0 S: 4	H: 1 LOB: 0 BB: 1 P: 8	R: 1 H: 1 E: 0 K: 0 S: 4	H: 1 LOB: 0 BB: 0 P: 4	R: 0 H: 1 E: 0 K: 1 S: 6	H: 1 LOB: 2 BB: 1 P: 10	R: 4 H: 1 E: 0 K: 2 S: 8	H: 1 LOB: 0 BB: 2 P: 17	1B: 4 2B: 3 3B: 0 HR: 2	SF: 1 SAC: 1 DP: 0 HBP: 2	WP: 0 PB: 0 SB: 2 CS: 1	PA: 41							
PITCHER	IP	WLS	BF	H	R	ER	SO	BB	IBB	HBP	BLK	WP	HR	S	P	ERA	WHIP										
Mike Corkins, R ERA: 4.37 (1, 1)	6.0	L	29	7	5	5	7	3	0	1	0	0	1	39	52	7.50	1.667										
Tom Dukes, R ERA: 1.89 (7, 1)	2.0		12	2	4	0	3	2	1	1	0	0	1	14	27	0.00	2.000										

Batter	1	2	3	4	5	6	7	8	9	AB	R	H	RBI	BB	SO	LOB	TOP					
Dave Campbell, R (1,4) OBP: 0.297, SLG: 0.341										4	0	0	0	0	1	0	San Diego Padres @ San Francisco Giants Candlestick Park, San Francisco, CA Sun May 24 1970, 6:33 AM EDT Unknown livebaseballscorecards.com					
Steve Huntz, S (1,6) OBP: 0.291, SLG: 0.384										4	0	1	0	0	1	0						
Cito Gaston, R (1,8) OBP: 0.370, SLG: 0.500										4	0	0	0	0	0	1						
Al Ferrara, R (1,7) OBP: 0.361, SLG: 0.442										4	0	1	0	0	0	1						
Nate Colbert, R (1,3) OBP: 0.310, SLG: 0.544										3	0	0	0	0	0	1						
Ivan Murrell, R (1,9) OBP: 0.303, SLG: 0.529										3	1	1	1	0	0	1						
Van Kelly, L (1,5) OBP: 0.276, SLG: 0.240										3	0	1	0	0	0	0						
Bob Barton, R (1,2) OBP: 0.358, SLG: 0.438										2	0	0	0	1	1	0						
Ron Herbel, R (1,1) Ray Webster, L (8, PH) Gary Ross, R (8,1) OBP: 0.271, SLG: 0.209 OBP: 0.667, SLG: 0.667										2	0	0	0	0	1	2						
Inning Stats	R: 0 E: 0 K: 1 S: 5	H: 0 LOB: 0 BB: 0 P: 5	R: 0 E: 0 K: 0 S: 3	H: 1 LOB: 0 BB: 0 P: 3	R: 0 E: 0 K: 1 S: 5	H: 0 LOB: 0 BB: 0 P: 5	R: 0 E: 0 K: 0 S: 3	H: 0 LOB: 0 BB: 0 P: 3	R: 1 E: 0 K: 0 S: 5	H: 2 LOB: 2 BB: 1 P: 9	R: 0 E: 0 K: 1 S: 5	H: 0 LOB: 0 BB: 0 P: 5	R: 0 E: 0 K: 0 S: 3	H: 0 LOB: 0 BB: 0 P: 3	R: 0 E: 0 K: 2 S: 7	H: 0 LOB: 0 BB: 0 P: 7	R: 0 E: 0 K: 0 S: 4	H: 1 LOB: 1 BB: 0 P: 4	1B: 2 2B: 1 3B: 0 HR: 1	SF: 0 SAC: 0 DP: 1 HBP: 0	WP: 0 PB: 0 SB: 0 CS: 0	PA: 31
PITCHER Gaylord Perry, R (1,1) ERA: 4.48	IP: 9.0 WLS: W BF: 31 H: 4 R: 1 ER: 1 SO: 5 BB: 0 IBB: 1 HBP: 0 BLK: 0 WP: 0 HR: 1 S: 40 P: 44 ERA: 1.00 WHIP: 0.444															PITCHER						

Batter	1	2	3	4	5	6	7	8	9	AB	R	H	RBI	BB	SO	LOB	BOTTOM			
Bobby Bonds, R (1,9) OBP: 0.408, SLG: 0.503										4	1	2	1	0	1	0	San Diego Padres @ San Francisco Giants Candlestick Park, San Francisco, CA Sun May 24 1970, 6:33 AM EDT Unknown livebaseballscorecards.com			
Ron Hunt, R (1,4) OBP: 0.375, SLG: 0.379										4	0	0	0	0	1	2				
Willie Mays, R (1,8) Frank Johnson, R (9,7) OBP: 0.401, SLG: 0.587 OBP: 0.263, SLG: 0.389										4	1	1	1	0	1	0				
Willie McCovey, L (1,3) OBP: 0.437, SLG: 0.622										3	2	2	2	1	0	0				
Ken Henderson, S (1,7) (9,8) OBP: 0.458, SLG: 0.533										3	2	2	0	1	0	0				
Dick Dietz, R (1,2) OBP: 0.446, SLG: 0.639										3	0	2	1	1	0	2				
Tito Fuentes, S (1,5) OBP: 0.292, SLG: 0.375										2	0	0	1	1	1	2				
Hal Lanier, R (1,6) OBP: 0.272, SLG: 0.321										4	0	0	0	0	0	5				
Gaylord Perry, R (1,1) OBP: 0.111, SLG: 0.139										3	0	1	0	0	1	0				
Inning Stats	R: 0 E: 0 K: 1 S: 5	H: 0 LOB: 0 BB: 0 P: 5	R: 0 E: 0 K: 0 S: 3	H: 1 LOB: 2 BB: 2 P: 11	R: 0 E: 0 K: 1 S: 5	H: 0 LOB: 0 BB: 0 P: 5	R: 2 E: 0 K: 1 S: 7	H: 2 LOB: 1 BB: 1 P: 11	R: 0 E: 0 K: 1 S: 5	H: 2 LOB: 1 BB: 0 P: 5	R: 1 E: 0 K: 1 S: 6	H: 1 LOB: 1 BB: 1 P: 10	R: 1 E: 0 K: 0 S: 4	H: 1 LOB: 0 BB: 0 P: 4	R: 2 E: 0 K: 0 S: 6	H: 3 LOB: 1 BB: 0 P: 6	1B: 5 2B: 2 3B: 0 HR: 4	SF: 1 SAC: 0 DP: 2 HBP: 0	WP: 1 PB: 0 SB: 1 CS: 1	PA: 35
PITCHER Ron Herbel, R (1,1) ERA: 3.57 Gary Ross, R (8,1) ERA: 5.97	IP: 7.0 WLS: L BF: 29 H: 7 R: 4 ER: 4 SO: 5 BB: 3 IBB: 0 HBP: 0 BLK: 1 WP: 1 HR: 3 S: 35 P: 51 ERA: 5.14 WHIP: 1.429															PITCHER				

Batter	1	2	3	4	5	6	7	8	9	AB	R	H	RBI	BB	SO	LOB	TOP					
Dave Campbell, R (1,4) OBP: 0.296, SLG: 0.344 Ray Webster, L (9, PH) OBP: 0.265, SLG: 0.205	K		F6		E5		HR		G6-3	4	1	1	0	0	1	1	San Diego Padres @ San Francisco Giants Candlestick Park, San Francisco, CA Sun May 24, 1970, 6:38 AM EDT Att: 11,803 - Unknown livebaseballscorecards.com					
Steve Huntz, S (1,6) OBP: 0.290, SLG: 0.405	F7		F3		6-3		HR			4	1	1	2	0	0	2						
Cito Gaston, R (1,8) OBP: 0.367, SLG: 0.491	6-3			1B 2B	6-3		K			3	1	0	0	1	1							
Nate Colbert, R (1,3) OBP: 0.315, SLG: 0.543		6-3		1B 2B		6-3				4	1	2	0	0	0	0						
Ollie Brown, R (1,9) OBP: 0.333, SLG: 0.455		FC5 1B		1B 2B		F6			1B	4	1	2	2	0	1	1						
Ivan Murrell, R (1,7) OBP: 0.301, SLG: 0.517	K			FC6-4 1B		F5			K	4	0	1	1	0	2	2						
Ed Spiezio, R (1,5) Van Kelly, L (8, PH) OBP: 0.273, SLG: 0.237	FC5			F9			HR		4-3	3	1	1	1	0	0	2						
Chris Cannizzaro, R (1,2) OBP: 0.353, SLG: 0.410			SH3-1 2B	F3		4-3			F7	4	0	1	0	0	0	1						
Pat Dobson, R (1,1) OBP: 0.190, SLG: 0.150 Al Ferrara, R (9, PH) OBP: 0.366, SLG: 0.442 Jose Arcia, R (9, PR) OBP: 0.205, SLG: 0.088			SH3-1	FC6-4		4-3			G6-3 HBP	2	0	0	0	0	0	1						
Inning Stats	R: 0 E: 0 K: 1 S: 5	H: 0 LOB: 0 BB: 0 P: 5	R: 0 E: 0 K: 1 S: 6	H: 1 LOB: 1 BB: 0 P: 6	R: 0 E: 0 K: 0 S: 4	H: 1 LOB: 1 BB: 0 P: 4	R: 3 E: 0 K: 0 S: 6	H: 3 LOB: 1 BB: 1 P: 10	R: 0 E: 1 K: 0 S: 3	H: 0 LOB: 0 BB: 0 P: 3	R: 0 E: 0 K: 0 S: 3	H: 0 LOB: 0 BB: 0 P: 3	R: 3 E: 0 K: 1 S: 8	H: 3 LOB: 0 BB: 0 P: 8	R: 0 E: 0 K: 2 S: 8	H: 1 LOB: 1 BB: 0 P: 8		R: 0 E: 0 K: 0 S: 2	H: 0 LOB: 1 BB: 0 P: 3	1B: 4 2B: 3 3B: 0 HR: 2	SF: 0 SAC: 1 DP: 1 HBP: 1	WP: 0 PB: 0 SB: 2 CS: 0
PITCHER	IP	WLS	BF	H	R	ER	SO	BB	IBB	HBP	BLK	WP	HR	S	P	ERA	WHIP					
Mike McCormick, L (1,1) ERA: 4.83	5.0	W	21	5	3	3	2	1	0	0	0	0	0	24	28	5.40	1.200					
Jerry Johnson, R (6,1) ERA: 3.89	1.2		8	3	3	3	0	0	0	0	0	0	2	8	8	16.20	1.800					
Frank Reberger, R (7,1) ERA: 6.49	2.1	S	8	1	0	0	3	0	0	1	0	0	0	13	14	0.00	0.429					

Batter	1	2	3	4	5	6	7	8	9	AB	R	H	RBI	BB	SO	LOB	BOTTOM				
Bobby Bonds, R (1,9) OBP: 0.398, SLG: 0.489	K		K		E6	F9		F8		5	1	0	1	0	2	4	San Diego Padres @ San Francisco Giants Candlestick Park, San Francisco, CA Sun May 24, 1970, 6:38 AM EDT Att: 11,803 - Unknown livebaseballscorecards.com				
Ron Hunt, R (1,4) OBP: 0.385, SLG: 0.385	F8		HBP		2B	1B				3	1	2	2	0	0	0					
Willie Mays, R (1,8) OBP: 0.391, SLG: 0.574	F9		K		SF7	FC6-4				3	0	0	1	0	1	4					
Willie McCovey, L (1,3) OBP: 0.433, SLG: 0.610		4-3		K	2B	E		F9		3	1	0	0	1	1	0					
Ken Henderson, S (1,7) OBP: 0.454, SLG: 0.533		F5		F7	E	2B		4-3		4	1	1	1	0	0	0					
Russ Gibson, R (1,2) OBP: 0.293, SLG: 0.324	K			4-3	E5			BB		3	0	0	0	1	1	0					
Tito Fuentes, S (1,5) OBP: 0.299, SLG: 0.380			SH2-4 1B		E	1B		K		4	1	2	0	0	2	2					
Hal Lanier, R (1,6) OBP: 0.271, SLG: 0.319			SH2-4 1B		E5	1B			6-3	4	1	1	0	0	1	2					
Mike McCormick, L (1,1) Bob Taylor, L (5, PH) OBP: 0.375, SLG: 0.167 Jerry Johnson, R (6,1) Frank Reberger, L (7,1) OBP: 0.333, SLG: 0.500			SH2-4		E	1B		1-3		0	0	0	0	0	0	0					
Inning Stats	R: 0 E: 0 K: 1 S: 5	H: 0 LOB: 0 BB: 0 P: 5	R: 0 E: 0 K: 1 S: 5	H: 0 LOB: 0 BB: 0 P: 5	R: 0 E: 0 K: 2 S: 9	H: 2 LOB: 3 BB: 0 P: 10	R: 0 E: 0 K: 1 S: 5	H: 0 LOB: 0 BB: 0 P: 5	R: 7 E: 3 K: 2 S: 13	H: 3 LOB: 1 BB: 2 P: 21	R: 0 E: 0 K: 0 S: 4	H: 1 LOB: 1 BB: 0 P: 4	R: 0 E: 0 K: 1 S: 5	H: 0 LOB: 0 BB: 1 P: 9	R: 0 E: 0 K: 1 S: 5	H: 0 LOB: 0 BB: 0 P: 5		1B: 5 2B: 1 3B: 0 HR: 0	SF: 1 SAC: 1 DP: 0 HBP: 1	WP: 0 PB: 0 SB: 0 CS: 0	PA: 37
PITCHER	IP	WLS	BF	H	R	ER	SO	BB	IBB	HBP	BLK	WP	HR	S	P	ERA	WHIP				
Pat Dobson, R (1,1) ERA: 3.59	8.0	L	37	6	7	1	9	2	1	1	0	0	0	51	64	1.12	1.000				




Batter	1	2	3	4	5	6	7	8	9	AB	R	H	RBI	BB	SO	LOB	TOP								
Von Joshua, L OBP: 0.333, SLG: 0.364 (1, 7)	1-3	F7		1-3		6-3 1B	SF8	K		5	1	1	1	0	1	3	Los Angeles Dodgers @ San Francisco Giants Candlestick Park, San Francisco, CA Tue May 26 1970, 10:05 PM EDT Att: 7,428 - Unknown								
Maury Willis, S OBP: 0.346, SLG: 0.325 Manny Mota, R OBP: 0.394, SLG: 0.460 (1, 6) (8, 5)	F9-3 1B		F7	K		6-3		F2		6	1	2	2	0	1	2									
Willie Davis, L OBP: 0.269, SLG: 0.361 Len Gabrielson, L (1, 8) (7, 7)	F9-3		F9			2B 1B	SF9	K		4	1	2	2	0	0	1									
Wes Parker, S OBP: 0.353, SLG: 0.447 (1, 3)		F8	F6			F4		F8		4	1	0	0	2	0	1									
Billy Grabarkewitz, R OBP: 0.510, SLG: 0.576 (1, 5) (8, 6)		1B				FC5		F8		5	5	3	1	0	0	2									
Willie Crawford, L OBP: 0.384, SLG: 0.432 (1, 9)	1B	1B				E3 2B		4-3		4	4	2	2	1	0	2									
Jim Lefebvre, S OBP: 0.326, SLG: 0.310 (1, 4)	1B					SF8		F9		4	0	2	4	0	0	3									
Tom Haller, L OBP: 0.372, SLG: 0.464 (1, 2)	1B					K		1B		5	3	4	2	0	1	0									
Claude Osteen, L OBP: 0.313, SLG: 0.467 (1, 1)	K					HR		1B		5	3	4	4	0	1	2									
Inning Stats	R: 0 E: 0 K: 0 S: 3	H: 1 LOB: 0 BB: 0 P: 3	R: 2 E: 0 K: 1 S: 8	H: 3 LOB: 2 BB: 1 P: 12	R: 0 E: 0 K: 0 S: 3	H: 0 LOB: 0 BB: 0 P: 3	R: 4 E: 0 K: 1 S: 9	H: 4 LOB: 0 BB: 0 P: 9	R: 3 E: 1 K: 0 S: 8	H: 3 LOB: 0 BB: 0 P: 8	R: 4 E: 1 K: 0 S: 7	H: 4 LOB: 1 BB: 1 P: 11	R: 3 E: 0 K: 0 S: 6	H: 3 LOB: 0 BB: 0 P: 6	R: 3 E: 0 K: 1 S: 7	H: 2 LOB: 1 BB: 0 P: 9		R: 0 E: 0 K: 1 S: 5	H: 0 LOB: 1 BB: 1 P: 9	1B: 12 2B: 5 3B: 3 HR: 1	SF: 3 SAC: 0 DP: 1 HBP: 2	WP: 0 PB: 0 SB: 1 CS: 0	PA: 51		
PITCHER	IP	WLS	BF	H	R	ER	SO	BB	IBB	HBP	BLK	WP	HR	S	P	ERA	WHIP								
Rich Robertson, R ERA: 4.26 (1, 1)	3.1	L	18	8	6	6	1	1	0	0	0	0	1	19	23	16.20	2.700								
Ron Bryant, L ERA: 5.77 (4, 1)	1.2		8	3	3	2	2	0	0	0	0	0	0	12	12	10.80	1.800								
Miguel Puente, R ERA: 8.2 (6, 1)	0.0		0	0	0	0	0	0	0	0	0	0	0	0	0	∞	∞								
Bill Faul, R ERA: 10.5 (6, 1)	0.2		6	3	4	3	0	1	0	0	0	0	0	5	9	40.50	6.000								
Mike McCormick, L ERA: 5.49 (6, 1)	3.1		19	6	6	6	2	1	0	2	0	0	0	20	26	16.20	2.100								
Batter	1	2	3	4	5	6	7	8	9	AB	R	H	RBI	BB	SO	LOB	BOTTOM								
Bobby Bonds, R OBP: 0.398, SLG: 0.487 (1, 9)	K2-3		F9						K	5	0	2	1	0	2	2	Los Angeles Dodgers @ San Francisco Giants Candlestick Park, San Francisco, CA Tue May 26 1970, 10:05 PM EDT Att: 7,428 - Unknown								
Ron Hunt, R OBP: 0.384, SLG: 0.380 Bob Heise, R OBP: 0.321, SLG: 0.286 (1, 4) (7, 5)			F7							2	0	0	0	0	0	3									
Willie McCovey, L OBP: 0.429, SLG: 0.601 Frank Johnson, R OBP: 0.273, SLG: 0.381 (1, 3) (5, 3)	HBP									2	0	0	0	0	0	1									
Willie Mays, R OBP: 0.384, SLG: 0.561 Bob Taylor, L OBP: 0.353, SLG: 0.154 (1, 8) (7, 7)										3	0	0	0	0	0	1									
Ken Henderson, S OBP: 0.457, SLG: 0.534 (1, 7) (7, 8)										3	0	1	1	0	0	4									
Dick Dietz, R OBP: 0.444, SLG: 0.625 (1, 2)										3	0	0	0	1	0	2									
Tito Fuentes, S OBP: 0.298, SLG: 0.375 (1, 5) (7, 4)										4	1	1	0	0	0	3									
Hal Lanier, R OBP: 0.262, SLG: 0.308 (1, 6)										4	0	0	0	0	0	3									
Rich Robertson, R OBP: 0.338, SLG: 0.577 Ron Bryant, L OBP: 0.143, SLG: 0.143 Al Gallagher, R OBP: 0.365, SLG: 0.409 Miguel Puente, R OBP: 0.394, SLG: 0.499 Bill Faul, R OBP: 0.326, SLG: 0.310 Mike McCormick, L OBP: 0.313, SLG: 0.467 Jim Davengoff, R OBP: 0.353, SLG: 0.287 (1, 1) (4, 1) (5, 9) (6, 1) (6, 1) (6, 1) (9, 9)										1	0	0	0	0	0	1									
Inning Stats	R: 0 E: 0 K: 1 S: 5	H: 0 LOB: 1 BB: 0 P: 6	R: 0 E: 0 K: 0 S: 3	H: 1 LOB: 0 BB: 0 P: 3	R: 0 E: 1 K: 0 S: 4	H: 0 LOB: 1 BB: 0 P: 4	R: 0 E: 0 K: 0 S: 4	H: 1 LOB: 1 BB: 0 P: 4	R: 1 E: 0 K: 0 S: 6	H: 3 LOB: 2 BB: 0 P: 6	R: 0 E: 0 K: 0 S: 4	H: 1 LOB: 2 BB: 1 P: 8	R: 1 E: 0 K: 0 S: 6	H: 3 LOB: 2 BB: 0 P: 6	R: 0 E: 0 K: 0 S: 3	H: 0 LOB: 0 BB: 0 P: 3		R: 1 E: 0 K: 2 S: 10	H: 3 LOB: 2 BB: 0 P: 10	1B: 10 2B: 2 3B: 0 HR: 0	SF: 0 SAC: 0 DP: 1 HBP: 1	WP: 0 PB: 1 SB: 0 CS: 0	PA: 41		
PITCHER	IP	WLS	BF	H	R	ER	SO	BB	IBB	HBP	BLK	WP	HR	S	P	ERA	WHIP								
Claude Osteen, L ERA: 2.37 (1, 1)	9.0	W	41	12	3	3	3	1	0	1	0	0	0	45	50	3.00	1.444								


AB 43
R 19
H 20
RBI 18
BB 3
SO 5
LOB 16



AB 39
R 3
H 12
RBI 3
BB 1
SO 3
LOB 28



Batter	1	2	3	4	5	6	7	8	9	AB	R	H	RBI	BB	SO	LOB	TOP					
Von Joshua, L OBP: 0.302, SLG: 0.327 (1, 7)	0-3 K		0-3 K			0-0 6-3		0-3 K	0-0 E3 1B	5	0	0	0	0	3	4	<p>Los Angeles Dodgers @ San Francisco Giants Candlestick Park, San Francisco, CA Wed May 27 1970, 10:05 PM EDT Att: 7,641 - Unknown</p> <p>livebaseballscorecards.com</p> <p>AB 36 R 3 H 8 RBI 3 BB 4 SO 6 LOB 25</p> 					
Maury Wills, S OBP: 0.337, SLG: 0.316 (1, 6)	0-0 1-3		0-0 6-3			0-0 4-3		0-0 4-3	0-0 F7	5	0	0	0	0	0	5						
Willie Davis, L OBP: 0.297, SLG: 0.374 (1, 8)	0-0 FC6 1B			0-0 5-3		0-0 4-3		0-0 1B 2B	0-0 1B	5	1	3	2	0	0	0						
Wes Parker, S OBP: 0.359, SLG: 0.448 (1, 3)	0-0 FC6 1-2			0-0 CS 1B			4-0 FC4-6 BB	0-0 1B 2H	0-3 K	4	0	2	1	1	1	4						
Billy Grabarkewitz, R OBP: 0.503, SLG: 0.566 (1, 5)		0-0 5-3		0-3 K 1-2			0-0 FC4-6 BB 1-2	0-0 1B 1-3		4	0	1	0	0	1	2						
Willie Crawford, L OBP: 0.380, SLG: 0.421 (1, 9)		0-0 4-3			0-0 G3		4-0 BB 1-2	0-0 F8		3	0	0	0	1	0	2						
Jim Lefebvre, S OBP: 0.320, SLG: 0.304 (1, 4)		0-0 G3			0-0 4-3		0-3 K		0-0 1B 1B	4	1	1	0	0	1	2						
Tom Haller, L OBP: 0.376, SLG: 0.458 (1, 2)			4-0 BB		0-0 E4		0-0 6-3		0-0 1B E 1B	3	0	1	0	1	0	2						
Sandy Vance, R OBP: 0.167, SLG: 0.115 (4, 1)			0-0 F9		0-0 F8			4-0 2B BB	0-0 F7	1	0	0	0	0	0	1						
Jose Pena, R OBP: 0.222, SLG: 0.400 (5, PH)										0	0	0	0	0	0	0						
Andy Kosco, R OBP: 0.222, SLG: 0.400 (5, PH)										0	0	0	0	0	0	0						
Ray Lamb, R OBP: 0.222, SLG: 0.400 (5, PH)										0	0	0	0	0	0	0						
Len Gabrielson, L OBP: 0.222, SLG: 0.400 (8, PH)										0	0	0	0	0	0	0						
Pete Mikkelsen, R OBP: 0.222, SLG: 0.400 (8, PH)										0	0	0	0	0	0	0						
Bill Sudakis, S OBP: 0.333, SLG: 0.382 (9, PH)										1	0	0	0	0	0	2						
Inning Stats	R: 0 E: 0 K: 1 S: 6	H: 1 LOB: 1 BB: 0 P: 6	R: 0 E: 0 K: 0 S: 3	H: 0 LOB: 0 BB: 0 P: 3	R: 0 E: 0 K: 1 S: 5	H: 0 LOB: 1 BB: 1 P: 9	R: 0 E: 0 K: 1 S: 5	H: 1 LOB: 1 BB: 0 P: 5	R: 0 E: 1 K: 0 S: 4	H: 0 LOB: 1 BB: 0 P: 4	R: 0 E: 0 K: 0 S: 3	H: 0 LOB: 0 BB: 2 P: 3	R: 0 E: 0 K: 1 S: 5	H: 0 LOB: 2 BB: 2 P: 13	R: 2 E: 0 K: 1 S: 8	H: 3 LOB: 2 BB: 1 P: 12	R: 1 E: 1 K: 1 S: 9	H: 3 LOB: 3 BB: 0 P: 9	1B: 7 2B: 2 3B: 0 HR: 0	SF: 0 SAC: 0 DP: 1 HBP: 0	WP: 0 PB: 0 SB: 0 CS: 1	PA: 40
PITCHER Juan Marichal, R ERA: 5.93 (1, 1)	IP: 9.0 WLS: W BF: 40 H: 8 R: 3 ER: 2 SO: 6 BB: 4 IBB: 0 HBP: 0 BLK: 0 WP: 0 HR: 0 S: 48 P: 64 ERA: 2.00 WHIP: 1.333															PITCHER						

Batter	1	2	3	4	5	6	7	8	9	AB	R	H	RBI	BB	SO	LOB	BOTTOM												
Bobby Bonds, R OBP: 0.396, SLG: 0.484 (1, 9)	0-3 K					0-0 4-3		0-0 2B 1B		1	0	0	0	0	1	0	<p>Los Angeles Dodgers @ San Francisco Giants Candlestick Park, San Francisco, CA Wed May 27 1970, 10:05 PM EDT Att: 7,641 - Unknown</p> <p>livebaseballscorecards.com</p> <p>AB 36 R 11 H 13 RBI 11 BB 2 SO 4 LOB 12</p> 												
Bob Taylor, L OBP: 0.395, SLG: 0.333 (2, 7)			0-0 1B	2H HR		0-0 4-3		0-0 1B		4	2	3	2	0	0	0													
Ron Hunt, R OBP: 0.384, SLG: 0.383 (1, 4)	0-0 F3		0-0 F7	0-0 5-3		0-0 BLK E BB		0-0 1H 2B		4	1	1	1	1	0	1													
Willie Mays, R OBP: 0.390, SLG: 0.584 (1, 8)	0-0 HR		0-0 1B		0-0 F9	0-0 E7 1B		0-3 K		5	1	3	2	0	1	1													
Ken Henderson, S OBP: 0.451, SLG: 0.525 (1, 7)	0-0 F2		0-0 F7		0-0 1B HR 1B	0-0 F8		0-0 6-3		5	1	1	0	0	0	4													
Dick Dietz, R OBP: 0.446, SLG: 0.621 (1, 2)		0-0 WP SF9 G3 1B		0-0 E6 E 2B 1B		0-0 1-3 HR 1B		0-0 F9		4	3	2	0	0	0	0													
Frank Johnson, R OBP: 0.346, SLG: 0.542 (1, 3)		0-0 G3		0-0 E1 2B 1B		0-0 1H HR		1-0 G3 HBP		3	2	2	3	0	0	1													
Tito Fuentes, S OBP: 0.304, SLG: 0.386 (1, 5)		0-0 SF9		0-0 HR 2B		0-0 G4-6-3 BB		0-0 G3		2	1	1	3	1	0	1													
Hal Lanier, R OBP: 0.254, SLG: 0.298 (1, 6)		0-0 F7		0-0 4-3		0-0 G4-6-3		0-0 F8		4	0	0	0	0	0	3													
Juan Marichal, R (1, 1)			0-3 K		0-0 1-3		0-0 F7		0-3 K	4	0	0	0	0	2	1													
Inning Stats	R: 1 E: 0 K: 1 S: 6	H: 1 LOB: 0 BB: 0 P: 6	R: 1 E: 0 K: 0 S: 4	H: 1 LOB: 0 BB: 0 P: 4	R: 0 E: 0 K: 1 S: 7	H: 2 LOB: 0 BB: 0 P: 7	R: 4 E: 2 K: 0 S: 7	H: 3 LOB: 0 BB: 0 P: 7	R: 3 E: 0 K: 0 S: 5	H: 3 LOB: 0 BB: 1 P: 9	R: 1 E: 1 K: 0 S: 4	H: 1 LOB: 1 BB: 1 P: 8	R: 0 E: 0 K: 0 S: 3	H: 0 LOB: 1 BB: 0 P: 4	R: 1 E: 0 K: 2 S: 9	H: 2 LOB: 1 BB: 0 P: 9	1B: 8 2B: 2 3B: 0 HR: 3	SF: 1 SAC: 0 DP: 1 HBP: 1	WP: 1 PB: 0 SB: 0 CS: 0	PA: 40									
PITCHER Sandy Vance, R ERA: 2.45 (1, 1)	IP: 3.0 WLS: L BF: 16 H: 6 R: 5 ER: 4 SO: 2 BB: 0 IBB: 0 HBP: 0 BLK: 0 WP: 1 HR: 1 S: 20 P: 20 ERA: 12.00 WHIP: 2.000															PITCHER													
Jose Pena, R ERA: 1.49 (4, 1)	1.0	4	1	1	0	0	0	0	0	0	1	4	4	0.00	1.000														
Ray Lamb, R ERA: 4.41 (5, 1)	3.0	15	4	4	4	0	2	0	1	1	0	12	21	12.00	2.000														
Pete Mikkelsen, R ERA: 9.0 (8, 1)	1.0	5	2	1	1	2	0	0	0	0	0	9	9	9.00	2.000														

Batter	1	2	3	4	5	6	7	8	9	AB	R	H	RBI	BB	SO	LOB	TOP				
Von Joshua, L OBP: 0.281, SLG: 0.302 (1, 7)	0-0 5-3		0-0 4-3		0-0 6-3			0-3 K		4	0	0	1	0	1	1	Los Angeles Dodgers @ San Francisco Giants Candlestick Park, San Francisco, CA Thu May 28 1970, 6:33 AM EDT Att: 7,876 - Unknown livebaseballscorecards.com				
Maury Wills, S OBP: 0.335, SLG: 0.315 (1, 6)	0-0 F8		2-3 3-H 0-0 1B		0-0 4-3			0-0 6-3		4	0	1	1	0	0	0					
Willie Davis, L OBP: 0.302, SLG: 0.376 (1, 8)	0-0 1-3		0-0 1-3 1B		0-0 1-3			0-0 1B		4	0	2	0	0	0	0					
Wes Parker, S OBP: 0.362, SLG: 0.446 (1, 3)		0-3 K	4-0 1-2 BB		0-0 FC6-4 1B			0-0 4-3		3	0	1	0	1	1	1					
Billy Grabarkewitz, R OBP: 0.490, SLG: 0.548 (1, 5)		0-3 K	0-3 K		0-0 FC6-4 1B			0-3 K		4	0	0	0	0	3	4					
Willie Crawford, L OBP: 0.377, SLG: 0.424 (1, 9)		0-3 K		0-0 1-3		0-0 6-3		0-0 1B 2B		4	1	1	0	0	1	1					
Jim Lefebvre, S OBP: 0.333, SLG: 0.320 (1, 4)			0-0 SH5-4 4-3 1B	0-0 6-3		0-0 F7		0-0 1B		4	1	2	1	0	0	0					
Tom Haller, L OBP: 0.372, SLG: 0.447 (1, 2)			0-0 4-3 SH5-4 1B	0-0 3-1		0-3 K		0-0 F8		4	1	1	0	0	1	1					
Don Sutton, R OBP: 0.300, SLG: 0.310 Len Gabrielson, L (7, PH)			0-0 SH5-4		0-3 K		0-0 5-3		0-0 F8	1	0	0	0	0	1	0					
Joe Moeller, R OBP: 0.333, SLG: 0.200 Bill Sudakis, S OBP: 0.329, SLG: 0.377 Jim Brewer, L (9, 1)			1-2 2-3							1	0	0	0	0	0	0					
Inning Stats	R: 0 E: 0 K: 0 S: 3	H: 0 LOB: 0 BB: 0 P: 3	R: 0 E: 0 K: 3 S: 9	H: 0 LOB: 0 BB: 0 P: 9	R: 2 E: 0 K: 1 S: 9	H: 4 LOB: 3 BB: 1 P: 13	R: 0 E: 0 K: 0 S: 3	H: 0 LOB: 0 BB: 0 P: 3	R: 0 E: 0 K: 1 S: 5	H: 1 LOB: 0 BB: 0 P: 4	R: 0 E: 0 K: 1 S: 5	H: 0 LOB: 0 BB: 0 P: 5	R: 0 E: 0 K: 1 S: 6	H: 1 LOB: 1 BB: 0 P: 6	R: 1 E: 0 K: 1 S: 7	H: 2 LOB: 1 BB: 0 P: 7		1B: 7 2B: 1 3B: 0 HR: 0	SF: 0 SAC: 1 DP: 0 HBP: 0	WP: 0 PB: 0 SB: 1 CS: 0	PA: 36
PITCHER Gaylord Perry, R ERA: 4.36 (1, 1)	IP: 9.0 WLS: W BF: 36 H: 8 R: 3 ER: 3 SO: 8 BB: 1 IBB: 0 HBP: 0 BLK: 0 WP: 0 HR: 0 S: 51 P: 55 ERA: 3.00 WHIP: 1.000															PITCHER					

Batter	1	2	3	4	5	6	7	8	9	AB	R	H	RBI	BB	SO	LOB	BOTTOM				
Bobby Bonds, R OBP: 0.394, SLG: 0.495 (1, 9)	0-0 6-3		0-0 4-3			0-0 HR	0-3 K			4	1	1	1	0	1	2	Los Angeles Dodgers @ San Francisco Giants Candlestick Park, San Francisco, CA Thu May 28 1970, 6:33 AM EDT Att: 7,876 - Unknown livebaseballscorecards.com				
Ron Hunt, R OBP: 0.387, SLG: 0.386 (1, 4)	0-0 BB 1B		0-0 F9			0-0 HR 1B		0-0 6-3		4	1	2	0	0	0	0					
Willie Mays, R OBP: 0.381, SLG: 0.567 (1, 8)	0-3 K			0-0 6-3		0-0 F8		0-0 F3		4	0	0	0	0	1	2					
Ken Henderson, S OBP: 0.452, SLG: 0.538 (1, 7)	4-0 BB BB			0-0 G3		0-0 1-H HR		0-0 F2		3	1	1	2	1	0	0					
Dick Dietz, R OBP: 0.441, SLG: 0.632 (1, 2)	0-0 F5			0-0 6-3		0-0 F8		0-0 HR		4	1	1	1	0	0	2					
Frank Johnson, R OBP: 0.378, SLG: 0.538 (1, 3)		4-0 BB BB	0-0 G6-3 BB		0-0 F3		0-0 1B 1B			2	0	1	0	1	0	0					
Tito Fuentes, S OBP: 0.297, SLG: 0.376 (1, 5)			0-0 G6-3		0-0 F7		0-0 F8			3	0	0	0	0	0	2					
Hal Lanier, R OBP: 0.248, SLG: 0.290 (1, 6)			0-0 F3		0-0 F8		0-3 K			3	0	0	0	0	1	1					
Gaylord Perry, R OBP: 0.128, SLG: 0.154 (1, 1)				0-3 K		0-3 K		0-0 1-2 1B		3	0	1	0	0	2	0					
Inning Stats	R: 0 E: 0 K: 1 S: 6	H: 1 LOB: 2 BB: 1 P: 10	R: 0 E: 0 K: 0 S: 2	H: 0 LOB: 0 BB: 1 P: 6	R: 0 E: 0 K: 1 S: 5	H: 0 LOB: 0 BB: 0 P: 5	R: 0 E: 0 K: 0 S: 3	H: 0 LOB: 0 BB: 0 P: 3	R: 3 E: 0 K: 1 S: 8	H: 3 LOB: 0 BB: 0 P: 8	R: 0 E: 0 K: 2 S: 9	H: 2 LOB: 2 BB: 0 P: 9	R: 0 E: 0 K: 0 S: 3	H: 0 LOB: 0 BB: 0 P: 3	R: 1 E: 0 K: 0 S: 1	H: 1 LOB: 0 BB: 0 P: 1		1B: 4 2B: 0 3B: 0 HR: 3	SF: 0 SAC: 0 DP: 1 HBP: 0	WP: 0 PB: 0 SB: 0 CS: 0	PA: 32
PITCHER Don Sutton, R ERA: 3.41 Joe Moeller, R ERA Jim Brewer, L ERA: 2.75 (1, 1) (7, 1) (9, 1)	IP: 6.0 WLS: 8 BF: 23 H: 4 R: 3 ER: 0 SO: 3 BB: 0 IBB: 0 HBP: 0 BLK: 0 WP: 0 HR: 2 S: 27 P: 35 ERA: 4.50 WHIP: 1.000															PITCHER					


Batter	1	2	3	4	5	6	7	8	9	AB	R	H	RBI	BB	SO	LOB	TOP								
Bobby Bonds, R OBP: 0.394, SLG: 0.497 (1, 9)										5	0	2	0	0	2	2	San Francisco Giants @ Pittsburgh Pirates Forbes Field, Pittsburgh, PA Fri May 29 1970, 7:05 PM EDT Att: 11,497 - Unknown								
Ron Hunt, R OBP: 0.376, SLG: 0.373 (1, 4)										5	0	0	1	0	1	4									
Willie Mays, R OBP: 0.372, SLG: 0.552 (1, 8)										4	0	0	0	0	3	2									
Ken Henderson, S OBP: 0.453, SLG: 0.538 (1, 7)										4	1	2	0	0	1	1									
Dick Dietz, R OBP: 0.443, SLG: 0.635 (1, 2)										4	1	2	1	0	1	0									
Frank Johnson, R OBP: 0.394, SLG: 0.500 (1, 3)										4	0	1	1	0	1	2									
Tito Fuentes, S OBP: 0.298, SLG: 0.375 (1, 5)										3	0	1	0	0	1	3									
Al Gallagher, R OBP: 0.362, SLG: 0.404 (9, PH)										2	0	0	0	0	0	2									
Hal Lanier, R OBP: 0.244, SLG: 0.286 (7, PH)										2	0	0	0	0	1	0									
Rich Robertson, R OBP: 0.036, SLG: 0.071 (1, 1)										2	0	0	0	0	2	1									
Jim Davenport, R OBP: 0.385, SLG: 0.290 (6, 5)										1	1	1	0	1	0	0									
Inning Stats	R: 0 E: 0 K: 1 S: 5	H: 0 LOB: 0 BB: 0 P: 5	R: 2 E: 1 K: 2 S: 10	H: 3 LOB: 1 BB: 0 P: 10	R: 0 E: 0 K: 1 S: 6	H: 1 LOB: 1 BB: 0 P: 6	R: 0 E: 0 K: 0 S: 4	H: 1 LOB: 1 BB: 0 P: 4	R: 0 E: 0 K: 3 S: 9	H: 0 LOB: 0 BB: 0 P: 9	R: 0 E: 0 K: 2 S: 9	H: 2 LOB: 2 BB: 0 P: 9	R: 1 E: 1 K: 2 S: 8	H: 1 LOB: 1 BB: 1 P: 12	R: 0 E: 0 K: 1 S: 5	H: 0 LOB: 0 BB: 0 P: 5	R: 0 E: 1 K: 1 S: 7	H: 1 LOB: 2 BB: 0 P: 7	1B: 7 2B: 2 3B: 0 HR: 0	SF: 0 SAC: 0 DP: 0 HBP: 0	WP: 1 PB: 0 SB: 0 CS: 0	PA: 38			
PITCHER	IP	WLS	BF	H	R	ER	SO	BB	IBB	HBP	BLK	WP	HR	S	P	ERA	WHIP								
Bob Veale, L ERA: 2.91 (1, 1)	8.1	W	36	9	3	2	12	1	0	0	0	0	0	59	63	2.16	1.200								
Dave Giusti, R ERA: 3.41 (9, 1)	0.2	S	2	0	0	0	1	0	0	0	0	1	0	4	4	0.00	0.000								


AB	37
R	3
H	9
RBI	3
BB	1
SO	13
LOB	17

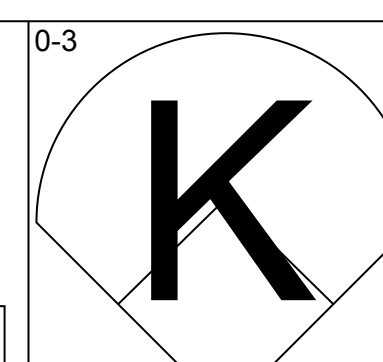
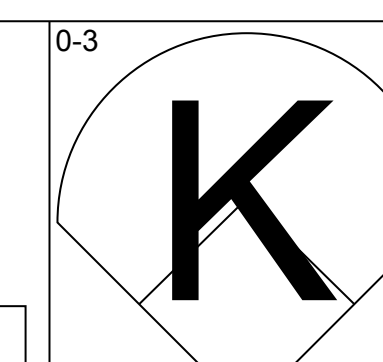
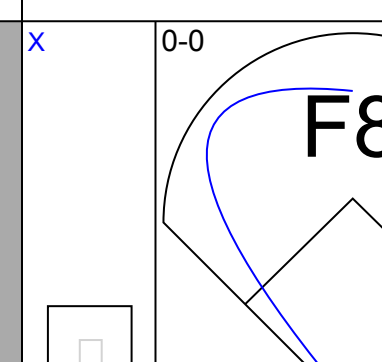
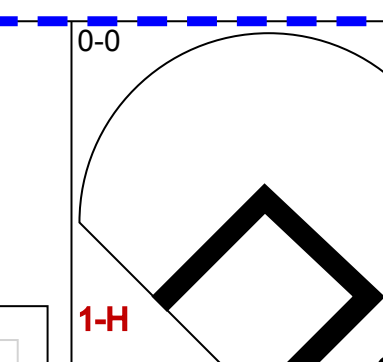
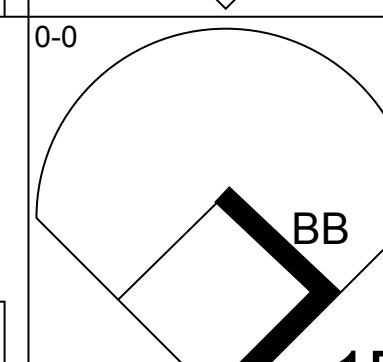
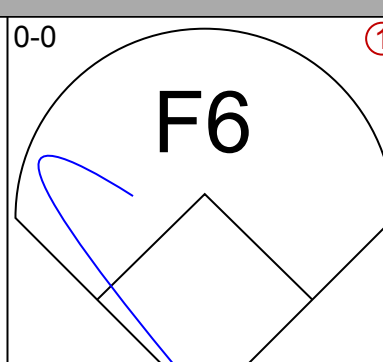
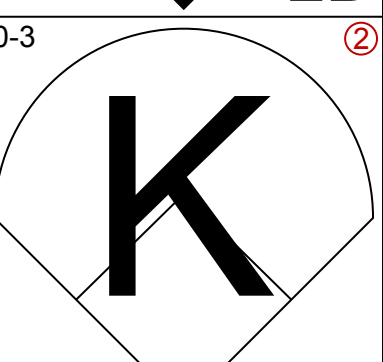
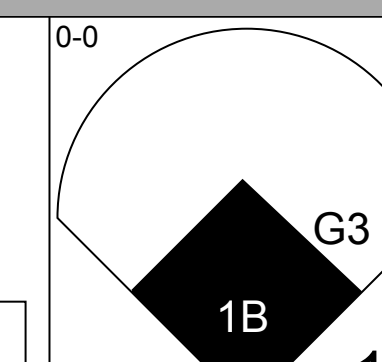
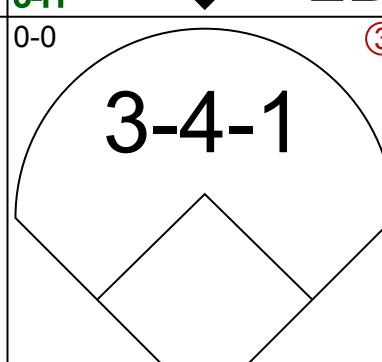
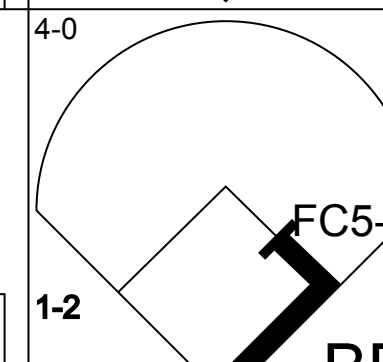
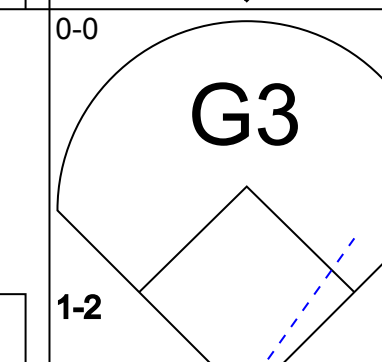
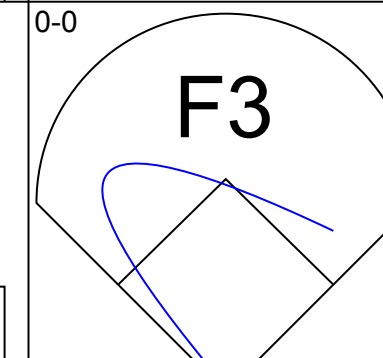
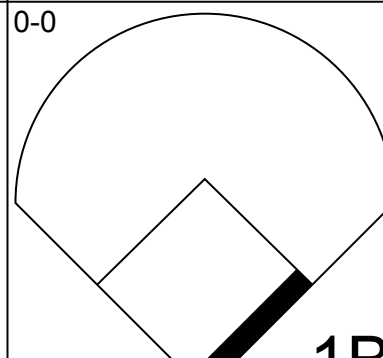

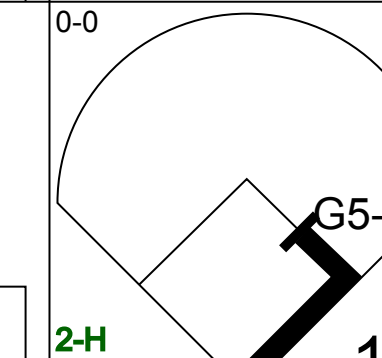
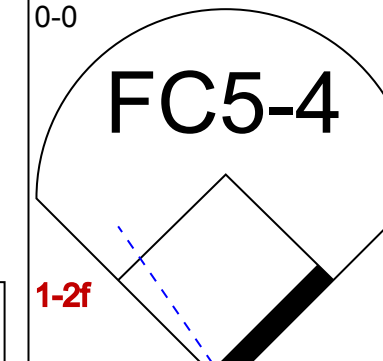
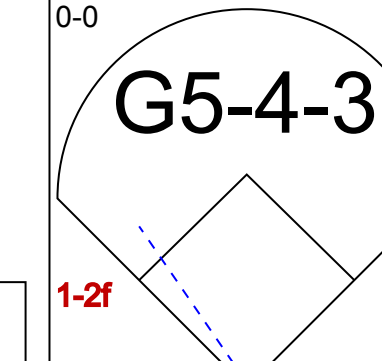






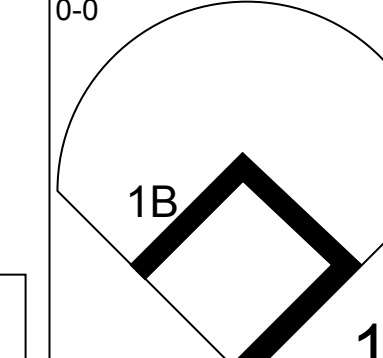
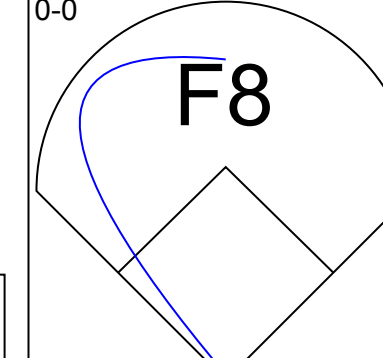
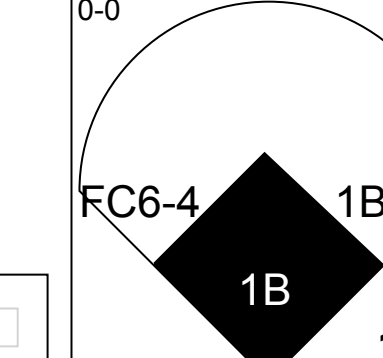
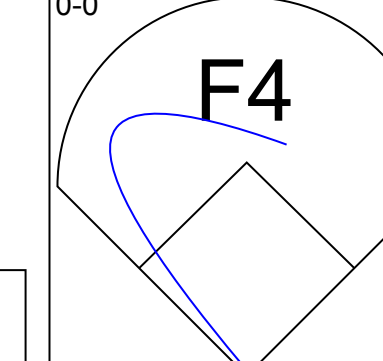
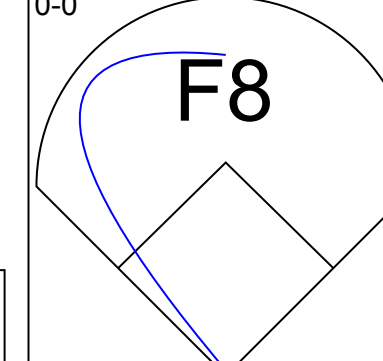
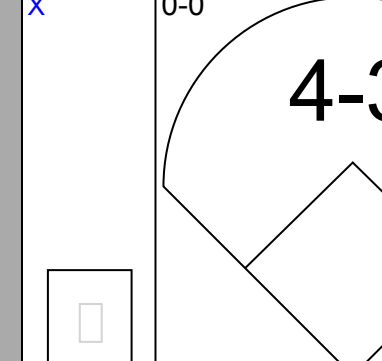
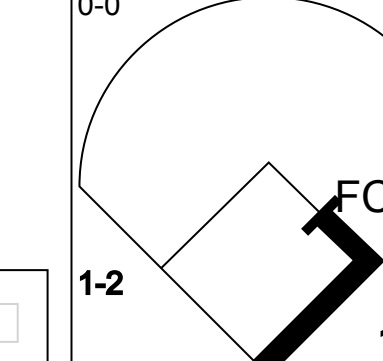
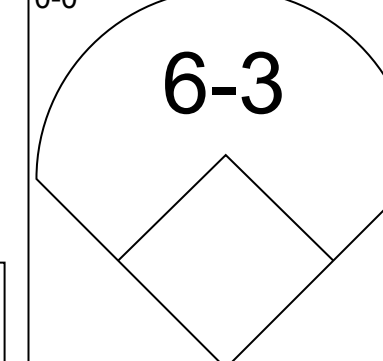
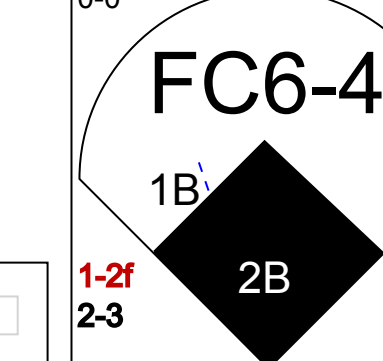
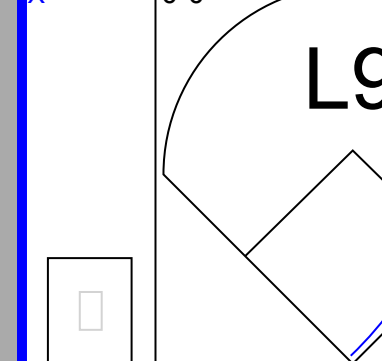
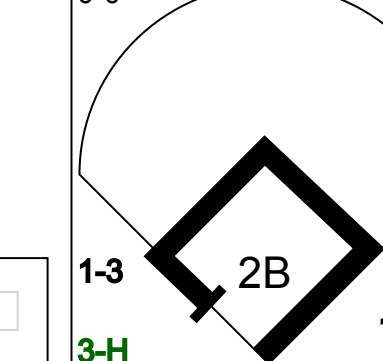
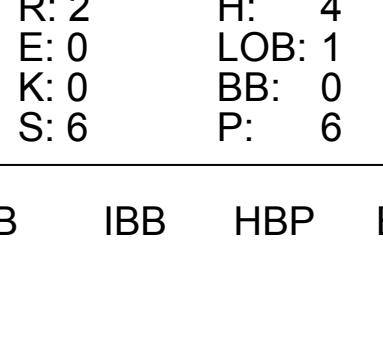


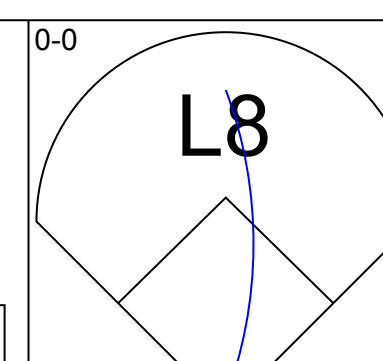
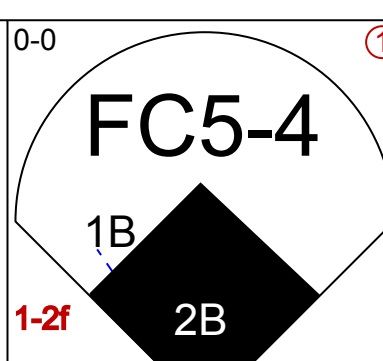
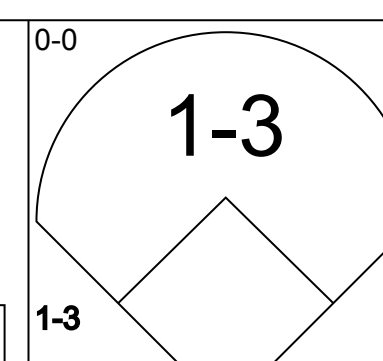
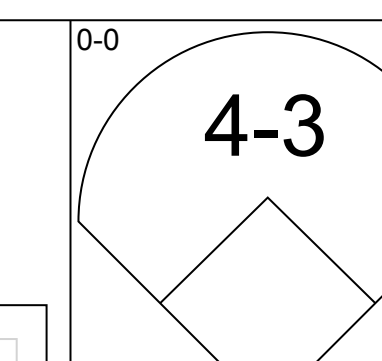
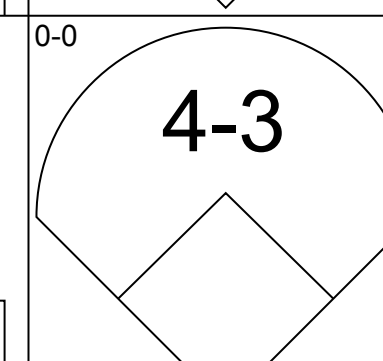
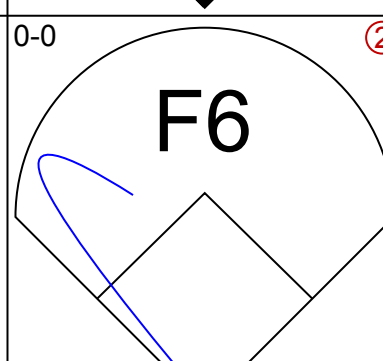
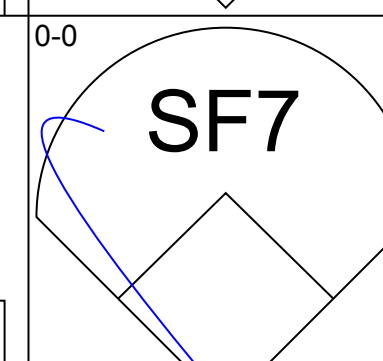
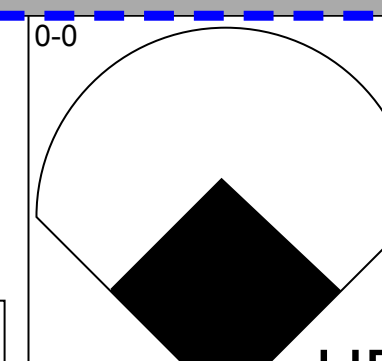
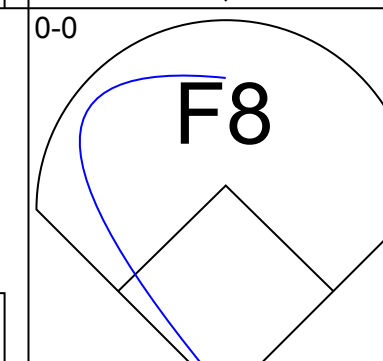
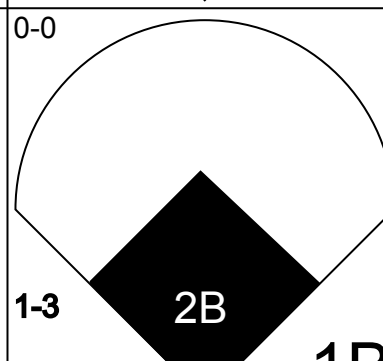
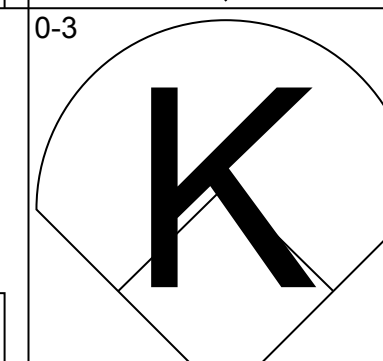
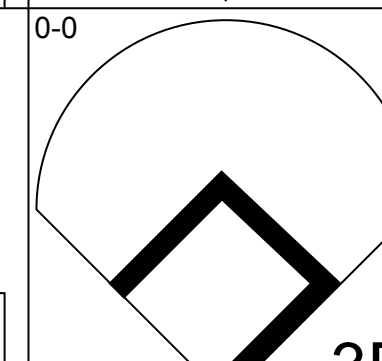
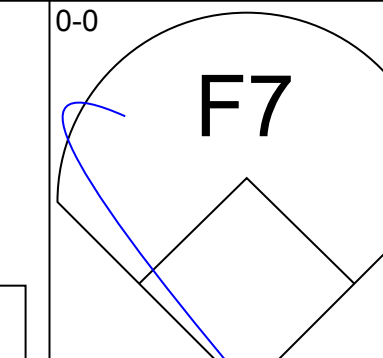
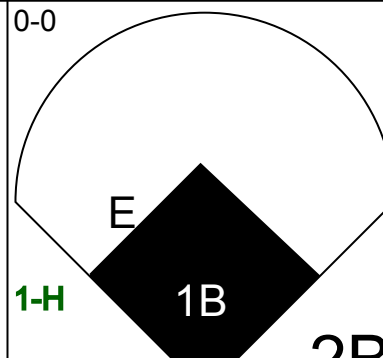
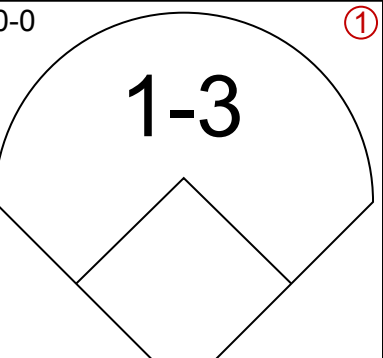
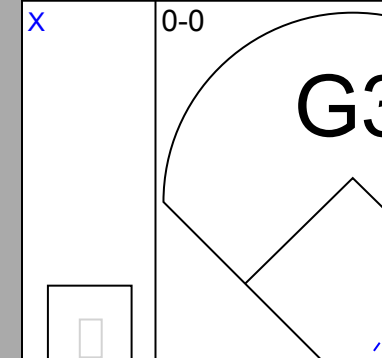
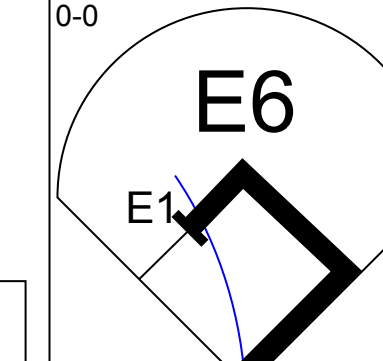
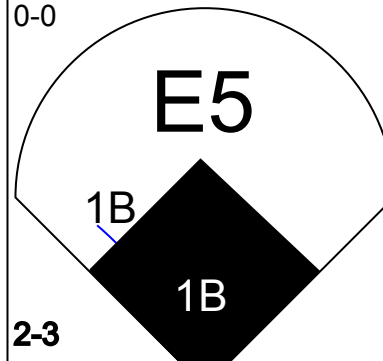
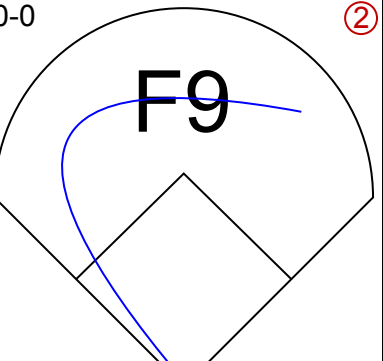
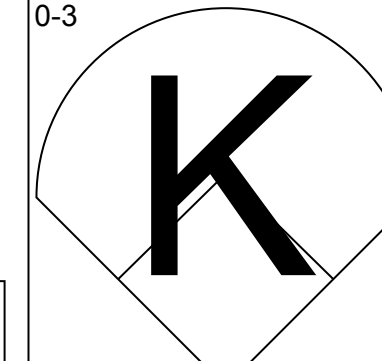
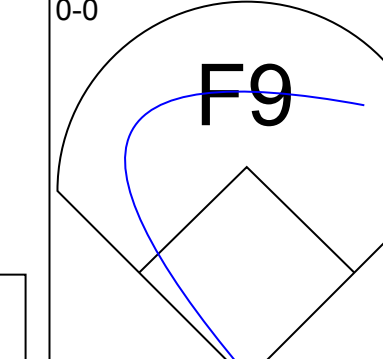
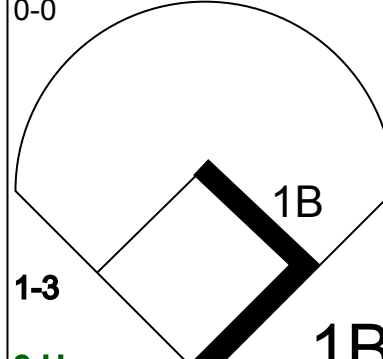
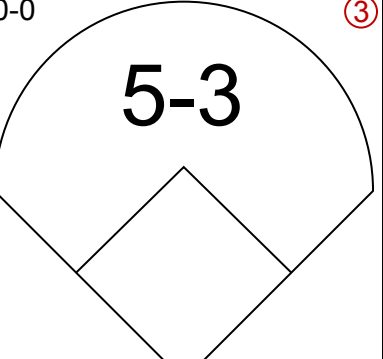
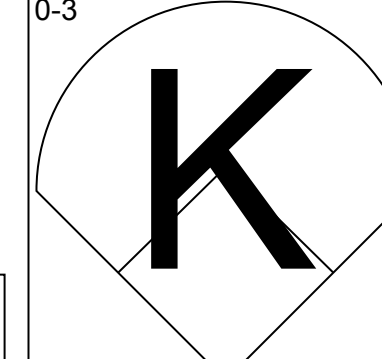
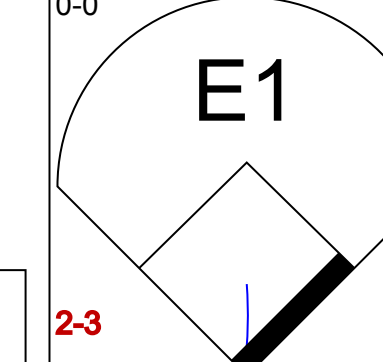
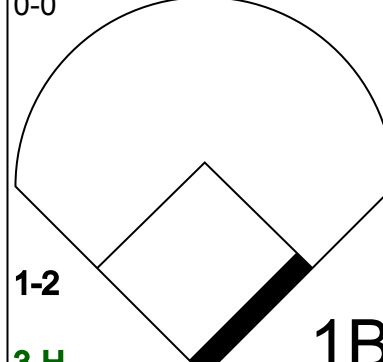
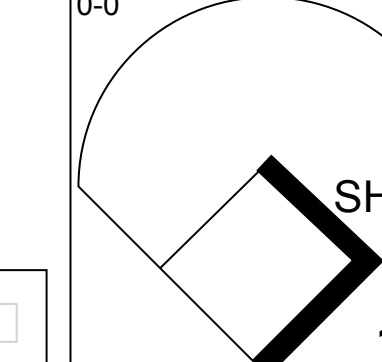
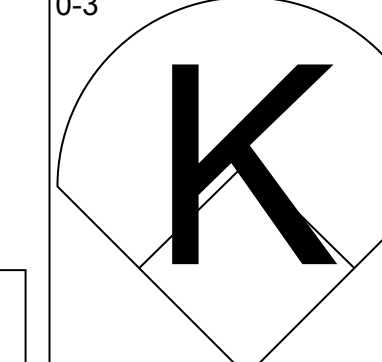
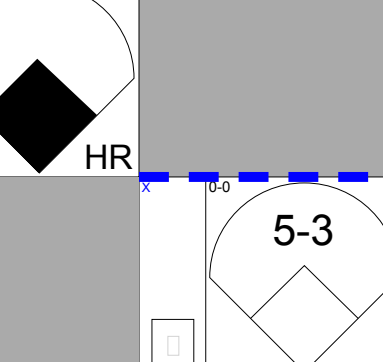
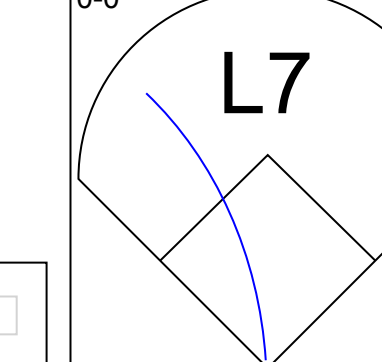
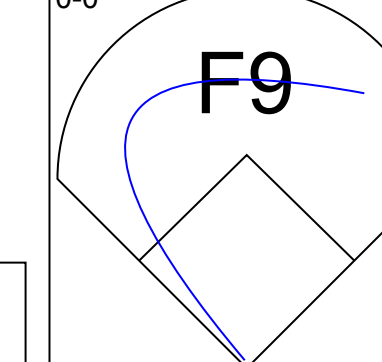
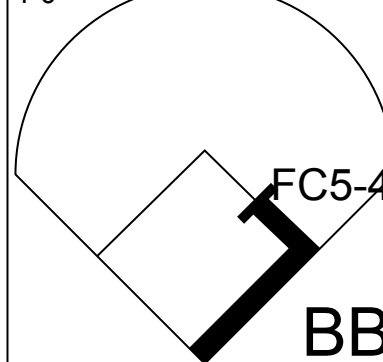
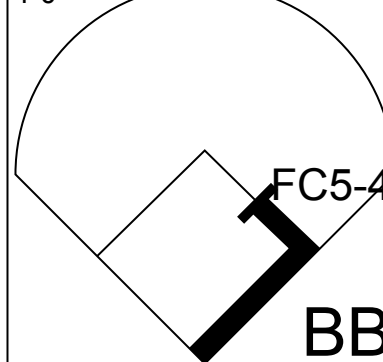
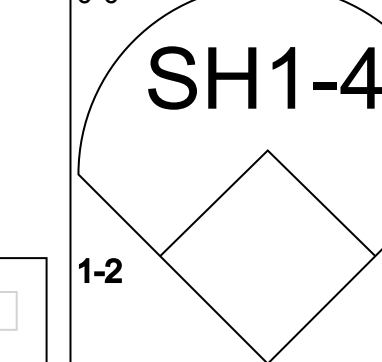
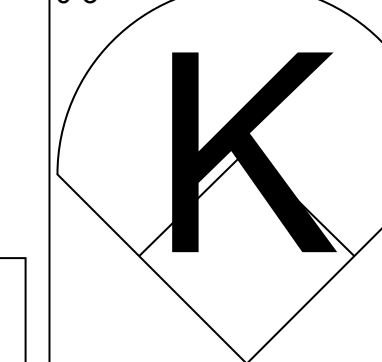
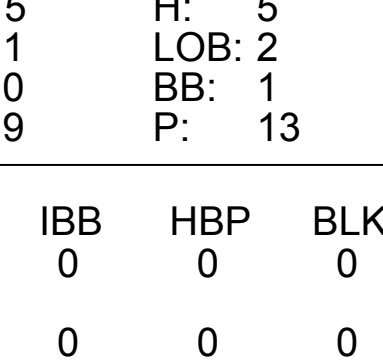
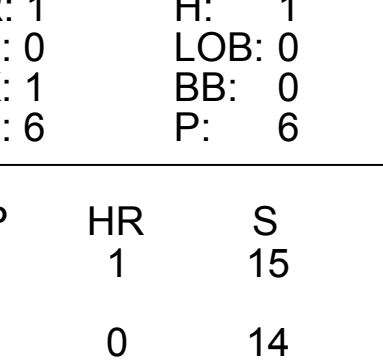
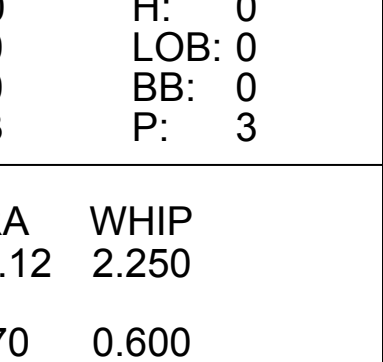
Batter	1	2	3	4	5	6	7	8	9	AB	R	H	RBI	BB	SO	LOB	BOTTOM								
Matty Alou, L OBP: 0.306, SLG: 0.330 (1, 8)										5	0	1	2	0	0	3	San Francisco Giants @ Pittsburgh Pirates Forbes Field, Pittsburgh, PA Fri May 29 1970, 7:05 PM EDT Att: 11,497 - Unknown								
Richie Hebner, L OBP: 0.401, SLG: 0.471 (1, 5)										4	0	2	0	1	0	4									
Roberto Clemente, R OBP: 0.373, SLG: 0.538 (1, 9)										4	0	0	0	0	1	3									
Al Oliver, L OBP: 0.257, SLG: 0.392 (1, 7)										4	1	2	0	0	0	1									
Bob Robertson, R OBP: 0.389, SLG: 0.660 (1, 3)										3	2	2	0	1	0	0									
Manny Sanguillen, R OBP: 0.369, SLG: 0.443 (1, 2)										3	2	1	2	1	0	2									
Bill Mazerowski, R OBP: 0.287, SLG: 0.309 (1, 4)										2	0	1	0	0	0	1									
Freddie Patek, R OBP: 0.330, SLG: 0.325 (6, 6)										2	1	2	1	0	0	0									
Gene Alley, R OBP: 0.277, SLG: 0.339 (6, 4)										3	0	0	0	1	2	4									
Bob Veale, S OBP: 0.179, SLG: 0.120 (1, 1)										3	0	1	0	1	2	2									
Dave Giusti, R OBP: 0.500, SLG: 0.250 (9, 1)										0	0	0	0	0	0	0									
Inning Stats	R: 0 E: 0 K: 0 S: 2	H: 0 LOB: 1 BB: 1 P: 6	R: 3 E: 0 K: 1 S: 8	H: 3 LOB: 1 BB: 1 P: 12	R: 0 E: 0 K: 1 S: 5	H: 1 LOB: 0 BB: 0 P: 5	R: 0 E: 0 K: 0 S: 4	H: 1 LOB: 1 BB: 0 P: 4	R: 0 E: 0 K: 1 S: 6	H: 1 LOB: 1 BB: 0 P: 6	R: 3 E: 0 K: 1 S: 8	H: 3 LOB: 2 BB: 2 P: 16	R: 0 E: 0 K: 0 S: 4	H: 2 LOB: 1 BB: 0 P: 4	R: 0 E: 0 K: 1 S: 6	H: 1 LOB: 2 BB: 1 P: 10	1B: 10 2B: 2 3B: 0 HR: 0	SF: 0 SAC: 0 DP: 3 HBP: 0	WP: 2 PB: 1 SB: 1 CS: 0	PA: 38					
PITCHER	IP	WLS	BF	H	R	ER	SO	BB	IBB	HBP	BLK	WP	HR	S	P	ERA	WHIP								
Rich Robertson, R ERA: 4.42 (1, 1)	5.1	L	24	6	1	1	2	1	0	0	0	0	0	17	21	3.38	2.625								
Jerry Johnson, R ERA: 3.79 (6, 1)	2.2		14	6	1	1	2	1	0	0	0	0	0	17	21	3.38	2.625								



Batter	1	2	3	4	5	6	7	8	9	AB	R	H	RBI	BB	SO	LOB	TOP								
Bobby Bonds, R OBP: 0.392, SLG: 0.502 (1, 9)	0-0 6-3 E 1B		0-3 K	0-3 K	0-0 1-H 3B		0-3 K		0-3 K	6	1	2	1	0	4	2	San Francisco Giants @ Pittsburgh Pirates Forbes Field, Pittsburgh, PA Sat May 30 1970, 3:33 AM EDT Att: 10,658 - Sunny AB 40 R 13 H 15 RBI 12 BB 6 SO 7 LOB 22 								
Ron Hunt, R OBP: 0.385, SLG: 0.373 (1, 4)	0-0 6-3 1-2		0-0 BB 1B	1-0 1B HBP	1-0 G3-6-3 HBP			4-0 2B 1B BB	0-0 F8	3	2	1	0	1	0	1									
Willie Mays, R OBP: 0.382, SLG: 0.560 (1, 8)	4-0 E BB		0-0 1-2 2-H 1B	0-0 1-3 2-H 1B	0-3 K			0-0 1B 1-3 2B	0-0 1-3	5	2	3	2	1	1	2									
Willie McCovey, L OBP: 0.420, SLG: 0.586 Frank Johnson, R OBP: 0.353, SLG: 0.484 (5, 3)	0-0 E4 G3-6-3 1-3 2-H		0-0 F5	0-0 G3	0-0 G3-6-3 1-2			0-0 1-6-3		4	0	0	0	0	0	7									
Ken Henderson, S OBP: 0.456, SLG: 0.532 (1, 7)	0-0 G3-6-3 1-2		4-0 1B 1-2 2-3 BB		4-0 2B 2B BB			4-0 1B 1B IBB		2	2	0	0	3	0	2									
Dick Dietz, R OBP: 0.447, SLG: 0.641 (1, 2)		0-0 F9	0-0 1-3 2-H 3-H 1B		0-0 2B 2B		0-3 K	0-0 1B 1-2 2-3 3-H 1B		5	1	3	3	0	1	0									
Tito Fuentes, S OBP: 0.301, SLG: 0.371 (1, 5)		0-0 F9	0-0 4-3		4-0 2B 1B IBB		0-0 5-3	0-0 1-3 2-H 3-H 1B		4	1	1	2	1	0	2									
Hal Lanier, R OBP: 0.250, SLG: 0.298 (1, 6)		0-0 1-3		0-0 1B	0-0 1B 2B		0-0 6-3	0-0 FC3-2-5 1-3 3-H		5	1	2	2	0	0	2									
Mike McCormick, L OBP: 0.200, SLG: 0.211 Ron Bryant, L OBP: 0.143, SLG: 0.143 Bob Taylor, L OBP: 0.140, SLG: 0.155 Frank Reberger, R OBP: 0.260, SLG: 0.260 Jerry Johnson, R Bill Faul, R (1, 1) (4, 1) (5, PH) (5, 1) (7, 1) (8, 1)			0-0 1B 1B	0-0 1B HBP 1B	0-0 2B 3B 1B		0-3 K	0-0 6-3		2	2	2	0	0	0	0									
Inning Stats	R: 1 E: 1 K: 0 S: 4	H: 1 LOB: 1 BB: 1 P: 8	R: 0 E: 0 K: 0 S: 3	H: 0 LOB: 0 BB: 0 P: 3	R: 3 E: 0 K: 1 S: 9	H: 4 LOB: 2 BB: 1 P: 13	R: 1 E: 0 K: 1 S: 7	H: 3 LOB: 2 BB: 0 P: 8	R: 5 E: 0 K: 1 S: 8	H: 4 LOB: 1 BB: 2 P: 17	R: 0 E: 0 K: 1 S: 5	H: 0 LOB: 0 BB: 0 P: 5	R: 0 E: 0 K: 2 S: 7	H: 0 LOB: 0 BB: 0 P: 7	R: 3 E: 0 K: 0 S: 6	H: 3 LOB: 2 BB: 2 P: 14		R: 0 E: 0 K: 1 S: 5	H: 0 LOB: 0 BB: 0 P: 5	1B: 11 2B: 3 3B: 1 HR: 0	SF: 0 SAC: 0 DP: 2 HBP: 2	WP: 0 PB: 0 SB: 0 CS: 0	PA: 48		
PITCHER	IP	WLS	BF	H	R	ER	SO	BB	IBB	HBP	BLK	WP	HR	S	P	ERA	WHIP								
Steve Blass, R ERA: 4.0 Bruce Dal Canton, R ERA: 3.38 Gene Garber, R ERA: 4.71 Jim Nelson, R ERA: Luke Walker, L ERA: 4.28	(1, 1) (3, 1) (5, 1) (5, 1) (8, 1)	2.2 1.1 0.0 3.0 1.0	L 10 4 8 8	15 4 3 0 3	4 4 2 0 3	4 4 2 0 3	3 1 0 4 0	2 1 0 0 1	0 1 0 0 1	0 1 1 0 0	0 0 0 0 0	0 0 0 0 0	0 0 0 0 0	0 9 3 16 6	23 18 4 16 14	10.12 27.00 0.00 0.00 27.00	2.625 3.750 0.000 0.000 4.000								
PITCHER	IP	WLS	BF	H	R	ER	SO	BB	IBB	HBP	BLK	WP	HR	S	P	ERA	WHIP								
Dave Giusti, R ERA: 3.31	(9, 1)	1.0	3	0	0	0	1	0	0	0	0	0	0	5	5	0.00	0.000								

Batter	1	2	3	4	5	6	7	8	9	AB	R	H	RBI	BB	SO	LOB	BOTTOM								
Matty Alou, L OBP: 0.311, SLG: 0.332 (1, 8)	0-0 6-3	0-0 3-1		0-0 1B 1B	0-0 G5-3 2-3		4-0 BB 1B BB	0-0 E9 1B 1B		5	3	2	1	1	0	3	San Francisco Giants @ Pittsburgh Pirates Forbes Field, Pittsburgh, PA Sat May 30 1970, 3:33 AM EDT Att: 10,658 - Sunny AB 43 R 11 H 20 RBI 11 BB 11 SO 5 LOB 34 								
Gene Alley, R OBP: 0.301, SLG: 0.361 (1, 6) (8, 4)	4-0 1B BB	0-0 2B		0-0 F4		0-0 1B BB	4-0 1B BB	0-0 1B 1B	0-0 2-H 3-H 1B	4	3	3	2	2	0	1									
Roberto Clemente, R Johnny Jeter, R OBP: 0.311, SLG: 0.366 (1, 9) (8, PR) (9, 9)	0-0 1B 1B	4-0 G5-4-3 IBB		0-0 1B 1B	0-0 1-3 1B	0-3 K	4-0 1B BB	0-0 1B 1B	0-0 1-2 2-3 3-H 1B	4	2	3	0	2	1	1									
Bob Robertson, R OBP: 0.404, SLG: 0.657 (1, 3)	0-0 1B 1B	0-0 G5-4-3 1-2		0-0 F8-6-3 1B		4-0 1B BB	0-0 1B 1B	0-0 F5		5	1	3	4	1	0	4									
Dave Cash, R OBP: 0.250, SLG: 0.250 Willie Stargell, L OBP: 0.327, SLG: 0.499 Dock Ellinger, S OBP: 0.120, SLG: 0.043 Luke Walker, L OBP: 0.100, SLG: 0.043 Manny Sanguillen, R OBP: 0.500, SLG: 0.250 Dave Giusti, R OBP: 0.500, SLG: 0.250 (1, 4) (7, PH) (7, PH) (8, PH) (9, 1) (9, 1)	0-0 1-3 3-H 1B		0-0 5-3	0-0 F8-6-3 1-2		0-0 L9	0-0 1-3 2-H 3-H 1B	0-0 F9		4	0	1	1	0	0	4									
Al Oliver, L OBP: 0.272, SLG: 0.405 (1, 7)	0-0 BB 1B		4-0 FC1-6 1B BB		0-0 1B 2B	0-0 1-2 2-H 1B	0-0 4-3		0-0 F8	5	0	3	2	1	0	2									
Jerry May, R OBP: 0.386, SLG: 0.333 (1, 2)	0-0 F5		0-0 FC1-6 1B		0-0 G5-3 1B 1B	0-3 K		4-0 FC6-4 1B BB	0-0 F2	5	1	2	0	1	1	4									
Richie Hebner, L OBP: 0.411, SLG: 0.468 (1, 5)	4-0 1-2 2-3 BB		0-0 FC1-6 1-2 2-3		0-3 K		4-0 BB BB	0-0 FC6-4 1B BB	4-0 FC5-4 BB	3	0	1	0	3	1	4									
Steve Blass, R OBP: 0.242, SLG: 0.242 Bruce Dal Canton, R ERA: 5.69 Gene Garber, R SLG: 0.887 Jim Nelson, R OBP: 0.100, SLG: 0.000 Jose Pagan, R OBP: 0.221, SLG: 0.221 Freddie Patke, R OBP: 0.320, SLG: 0.317 (1, 1) (3, 1) (5, 1) (5, 1) (7, PH) (8, 6)	0-0 F6		0-3 K		0-0 1-2 2-3 1B		0-3 K	0-0 FC6-4 1B	0-0 FC5-4	1	0	0	0	0	0	3									
Inning Stats	R: 3 E: 0 K: 0 S: 7	H: 4 LOB: 3 BB: 2 P: 15	R: 0 E: 0 K: 0 S: 3	H: 1 LOB: 1 BB: 1 P: 7	R: 0 E: 0 K: 1 S: 6	H: 1 LOB: 1 BB: 1 P: 10	R: 1 E: 0 K: 0 S: 5	H: 3 LOB: 1 BB: 0 P: 5	R: 0 E: 0 K: 1 S: 7	H: 3 LOB: 2 BB: 0 P: 7	R: 1 E: 0 K: 2 S: 9	H: 2 LOB: 1 BB: 1 P: 13	R: 3 E: 0 K: 1 S: 6	H: 2 LOB: 4 BB: 4 P: 22	R: 3 E: 1 K: 0 S: 7	H: 4 LOB: 2 BB: 1 P: 11		R: 0 E: 0 K: 0 S: 3	H: 0 LOB: 1 BB: 1 P: 7	1B: 18 2B: 3 3B: 0 HR: 0	SF: 0 SAC: 0 DP: 3 HBP: 0	WP: 0 PB: 0 SB: 1 CS: 0	PA: 54		
PITCHER	IP	WLS	BF	H	R	ER	SO	BB	IBB	HBP	BLK	WP	HR	S	P	ERA	WHIP								
Mike McCormick, L ERA: 5.79 Ron Bryant, L ERA: 5.69 Frank Reberger, R ERA: 6.99 Jerry Johnson, R ERA: 5.03 Bill Faul, R ERA: 8.22	(1, 1) (4, 1) (5, 1) (7, 1) (8, 1)	3.1 0.2 2.2 0.2 1.2	W 1 17 7 S	22 1 6 4 7	9 0 4 3 1	4 0 4 3 0	0 0 4 0 0	3 0 5 1 1	0 0 0 0 0	0 0 0 0 0	0 0 0 0 0	0 0 0 0 0	0 0 0 0 0	0 1 20 6 6	36 40 10 10 10	10.80 0.00 13.50 40.50 0.00	3.600 0.000 4.125 7.500 1.200								
PITCHER	IP	WLS	BF	H	R	ER	SO	BB	IBB	HBP	BLK	WP	HR	S	P	ERA	WHIP								

Batter	1	2	3	4	5	6	7	8	9	AB	R	H	RBI	BB	SO	LOB	TOP		
Bobby Bonds, R OBP: 0.393, SLG: 0.510 (1, 8)										5	0	2	1	0	2	3	San Francisco Giants @ Pittsburgh Pirates Forbes Field, Pittsburgh, PA Sun May 31, 1970, 3:33 AM EDT Att: 9,515 - Unknown livebaseballscorecards.com		
Ron Hunt, R OBP: 0.388, SLG: 0.376 (1, 4)										4	1	2	0	0	1	1			
Al Gallagher, R OBP: 0.358, SLG: 0.400 (8, 5)										1	0	0	0	0	0	1			
Ken Henderson, S OBP: 0.453, SLG: 0.524 (1, 9)										3	0	0	0	1	0	2			
Willie McCovey, L OBP: 0.422, SLG: 0.583 (8, PR)										4	0	2	1	0	0	2			
Frank Johnson, R OBP: 0.353, SLG: 0.484 (8, 3)										0	0	0	0	0	0	0			
Dick Dietz, R OBP: 0.443, SLG: 0.631 (1, 2)										4	0	1	0	0	0	4			
Bob Taylor, L OBP: 0.419, SLG: 0.371 (1, 7)										4	1	2	0	0	0	1			
Tito Fuentes, S OBP: 0.300, SLG: 0.367 (8, 4)										4	0	1	0	0	0	1			
Hal Lanier, R OBP: 0.257, SLG: 0.311 (1, 6)										4	1	2	0	0	0	2			
Juan Marichal, R (1, 1)										1	0	0	0	0	1	2			
Ron Bryant, S OBP: 0.125, SLG: 0.125 (7, PH)										1	0	0	0	0	1	0			
Don Mason, L OBP: 0.200, SLG: 0.091 (7, 1)										1	0	0	0	0	0	1			
Bill Faul, R (7, 1)										0	0	0	0	0	0	0			
Bob Burda, L OBP: 0.423, SLG: 0.250 (9, PH)										1	0	1	1	0	0	0			
Inning Stats	R: 0 E: 0 K: 1 S: 6	H: 1 LOB: 2 BB: 1 P: 10	R: 0 E: 0 K: 2 S: 9	H: 2 LOB: 2 BB: 0 P: 9	R: 0 E: 0 K: 0 S: 4	H: 1 LOB: 1 BB: 0 P: 4	R: 0 E: 0 K: 0 S: 3	H: 0 LOB: 0 BB: 0 P: 3	R: 0 E: 0 K: 2 S: 8	H: 1 LOB: 1 BB: 0 P: 8	R: 0 E: 0 K: 0 S: 3	H: 1 LOB: 0 BB: 0 P: 4	R: 0 E: 0 K: 0 S: 4	H: 2 LOB: 1 BB: 0 P: 4	R: 1 E: 0 K: 0 S: 4	H: 4 LOB: 1 BB: 0 P: 6	1B: 10 2B: 3 3B: 0 HR: 0	SF: 0 SAC: 0 DP: 2 HBP: 0	WP: 0 PA: 38 PB: 0 SB: 0 CS: 0
PITCHER	IP	WLS	BF	H	R	ER	SO	BB	IBB	HBP	BLK	WP	HR	S	P	ERA	WHIP		
Bob Moose, R ERA: 4.72 (1, 1)	8.1	W	36	12	3	3	5	1	0	0	0	0	0	45	49	3.24	1.560		
Dave Giusti, R ERA: 3.24 (9, 1)	0.2	S	2	1	0	0	0	0	0	0	0	0	0	2	2	0.00	1.500		

Batter	1	2	3	4	5	6	7	8	9	AB	R	H	RBI	BB	SO	LOB	BOTTOM		
Matty Alou, L OBP: 0.305, SLG: 0.325 (1, 8)										4	1	0	0	0	0	3	San Francisco Giants @ Pittsburgh Pirates Forbes Field, Pittsburgh, PA Sun May 31, 1970, 3:33 AM EDT Att: 9,515 - Unknown livebaseballscorecards.com		
Richie Hebner, L OBP: 0.407, SLG: 0.486 (1, 5)										3	1	1	2	0	0	1			
Willie Stargell, L OBP: 0.331, SLG: 0.485 (1, 7)										4	1	2	0	0	1	0			
Al Oliver, L OBP: 0.272, SLG: 0.408 (1, 9)										4	1	1	2	0	0	1			
Bob Robertson, R OBP: 0.390, SLG: 0.632 (1, 3)										4	1	0	0	0	1	2			
Manny Sanguillen, R OBP: 0.305, SLG: 0.434 (1, 2)										4	0	1	1	0	1	2			
Dave Cash, R OBP: 0.375, SLG: 0.375 (1, 4)										4	0	2	1	0	1	1			
Gene Alley, R OBP: 0.300, SLG: 0.381 (1, 6)										4	1	1	1	0	0	3			
Bob Moose, R OBP: 0.292, SLG: 0.190 (1, 1)										2	1	1	0	1	1	0			
Dave Giusti, R OBP: 0.500, SLG: 0.250 (9, 1)										0	0	0	0	0	0	0			
Inning Stats	R: 0 E: 0 K: 0 S: 3	H: 0 LOB: 0 BB: 0 P: 3	R: 0 E: 2 K: 0 S: 4	H: 0 LOB: 2 BB: 0 P: 4	R: 5 E: 1 K: 0 S: 9	H: 5 LOB: 2 BB: 1 P: 13	R: 1 E: 0 K: 1 S: 6	H: 1 LOB: 0 BB: 0 P: 6	R: 0 E: 0 K: 0 S: 3	H: 0 LOB: 0 BB: 0 P: 3	R: 0 E: 0 K: 0 S: 4	H: 1 LOB: 1 BB: 0 P: 4	R: 1 E: 0 K: 2 S: 9	H: 2 LOB: 1 BB: 0 P: 9	R: 0 E: 0 K: 2 S: 7	H: 0 LOB: 0 BB: 0 P: 7	1B: 5 2B: 1 3B: 1 HR: 2	SF: 1 SAC: 1 DP: 0 HBP: 0	WP: 1 PA: 36 PB: 0 SB: 0 CS: 0
PITCHER	IP	WLS	BF	H	R	ER	SO	BB	IBB	HBP	BLK	WP	HR	S	P	ERA	WHIP		
Juan Marichal, R ERA: 6.17 (1, 1)	2.2	L	16	5	5	3	0	1	0	0	0	0	0	15	19	10.12	2.250		
Ron Bryant, L ERA: 5.4 (3, 1)	3.1		12	2	1	1	1	0	0	0	0	1	0	14	14	2.70	0.600		
Bill Faul, R ERA: 7.45 (7, 1)	2.0		8	2	1	1	4	0	0	0	0	0	1	16	16	4.50	1.000		

Batter	1	2	3	4	5	6	7	8	9	AB	R	H	RBI	BB	SO	LOB	TOP		
Bobby Bonds, R OBP: 0.391, SLG: 0.505 Bob Taylor, L OBP: 0.391, SLG: 0.342										2	1	1	0	0	0	0	San Francisco Giants @ St. Louis Cardinals Busch Stadium, St. Louis, MO Wed Jun 03 1970, 7:05 PM CDT Att: 11,808 - Unknown		
Ron Hunt, R OBP: 0.391, SLG: 0.378										3	2	1	0	2	0	0			
Willie Mays, R OBP: 0.369, SLG: 0.532										4	1	0	0	1	2	5			
Willie McCovey, L OBP: 0.413, SLG: 0.579										5	0	0	0	0	1	7			
Ken Henderson, S OBP: 0.454, SLG: 0.518										3	1	2	2	1	1	0			
Dick Dietz, R OBP: 0.442, SLG: 0.617										3	0	1	2	1	1	1			
Tito Fuentes, S OBP: 0.293, SLG: 0.356										4	0	1	0	0	1	4			
Bob Heise, R OBP: 0.288, SLG: 0.255										4	0	0	0	0	0	3			
Rich Robertson, R OBP: 0.333, SLG: 0.567 Don Mason, L OBP: 0.231, SLG: 0.130 Frank Reberger, R OBP: 0.248, SLG: 0.429 Ron Bryant, L OBP: 0.442, SLG: 0.286 Bob Burda, L OBP: 0.305, SLG: 0.396 Al Gallagher, R OBP: 0.305, SLG: 0.396										2	0	0	0	0	0	2			
Inning Stats	R: 3 E: 0 K: 2 S: 10	H: 3 LOB: 1 BB: 1 P: 14	R: 0 E: 1 K: 1 S: 5	H: 0 LOB: 0 BB: 0 P: 5	R: 2 E: 1 K: 1 S: 7	H: 1 LOB: 1 BB: 1 P: 11	R: 0 E: 0 K: 1 S: 5	H: 0 LOB: 0 BB: 0 P: 5	R: 0 E: 0 K: 1 S: 5	H: 1 LOB: 2 BB: 1 P: 9	R: 0 E: 1 K: 0 S: 4	H: 1 LOB: 2 BB: 1 P: 8	R: 0 E: 0 K: 1 S: 6	H: 1 LOB: 1 BB: 0 P: 6	R: 0 E: 0 K: 0 S: 4	H: 1 LOB: 2 BB: 1 P: 8			1B: 7 2B: 1 3B: 0 HR: 0
PITCHER Bob Gibson, R ERA: 4.25	IP: 9.0 WLS: W BF: 40 H: 8 R: 5 ER: 3 SO: 8 BB: 5 IBB: 0 HBP: 0 BLK: 0 WP: 0 HR: 0 S: 51 P: 71 ERA: 3.00 WHIP: 1.444															PITCHER			

Batter	1	2	3	4	5	6	7	8	9	AB	R	H	RBI	BB	SO	LOB	BOTTOM	
Lou Brock, L OBP: 0.348, SLG: 0.401										5	0	1	1	0	0	5	San Francisco Giants @ St. Louis Cardinals Busch Stadium, St. Louis, MO Wed Jun 03 1970, 7:05 PM CDT Att: 11,808 - Unknown	
Jose Cardenal, R OBP: 0.333, SLG: 0.387										4	0	0	0	1	1	3		
Dick Allen, R OBP: 0.389, SLG: 0.676										4	2	2	0	1	0	3		
Joe Torre, R OBP: 0.376, SLG: 0.445										5	0	1	0	0	2	3		
Joe Hague, L OBP: 0.442, SLG: 0.504										3	1	0	0	2	1	1		
Ted Simmons, S OBP: 0.529, SLG: 0.643										3	2	3	1	1	0	0		
Julian Javier, R OBP: 0.287, SLG: 0.300 Vic Davalillo, L OBP: 0.341, SLG: 0.459 Cookie Rojas, R OBP: 0.176, SLG: 0.106										3	0	0	0	0	0	5		
Milt Ramirez, R OBP: 0.255, SLG: 0.233 Leron Lee, L OBP: 0.326, SLG: 0.383 Dal Maxvill, R OBP: 0.330, SLG: 0.198									2	1	2	0	1	0	0	0		
Bob Gibson, R OBP: 0.412, SLG: 0.406										4	0	3	2	0	0	1		
Inning Stats	R: 0 E: 0 K: 0 S: 3	H: 0 LOB: 1 BB: 1 P: 7	R: 1 E: 0 K: 0 S: 4	H: 2 LOB: 2 BB: 2 P: 12	R: 1 E: 0 K: 0 S: 5	H: 3 LOB: 1 BB: 0 P: 5	R: 0 E: 0 K: 0 S: 3	H: 0 LOB: 1 BB: 1 P: 7	R: 0 E: 1 K: 0 S: 4	H: 1 LOB: 1 BB: 0 P: 4	R: 3 E: 0 K: 2 S: 11	H: 4 LOB: 2 BB: 1 P: 15	R: 0 E: 0 K: 3 S: 10	H: 1 LOB: 1 BB: 0 P: 10	1B: 12 2B: 2 3B: 0 HR: 0	SF: 0 SAC: 0 DP: 2 HBP: 0		
PITCHER Rich Robertson, R ERA: 4.43 Frank Reberger, R ERA: 7.58 Ron Bryant, L ERA: 5.22	IP: 6.0 WLS: L BF: 29 H: 4 R: 3 ER: 3 SO: 2 BB: 1 IBB: 0 HBP: 0 BLK: 0 WP: 0 HR: 0 S: 24 P: 44 ERA: 4.50 WHIP: 2.167															PITCHER		

Batter	1	2	3	4	5	6	7	8	9	AB	R	H	RBI	BB	SO	LOB	TOP									
Bob Taylor, L OBP: 0.353, SLG: 0.302 (1, 7)	1-3	5-3			K			6-3	1-4-3	5	0	0	1	0	1	2	San Francisco Giants @ Chicago Cubs Wrigley Field, Chicago, IL Fri Jun 05 1970, 3:33 AM CDT Att: 21,961 - Sunny - 61° F									
Ron Hunt, R OBP: 0.386, SLG: 0.369 (1, 5)	BB		1-3		F5			K	5-3	4	0	0	0	1	1											
Willie Mays, R OBP: 0.563, SLG: 0.522 Frank Johnson, R OBP: 0.343, SLG: 0.469 (1, 8) (6, 9)	F8		6-3		F5			F2		3	0	0	0	0	0	1										
Willie McCovey, L OBP: 0.415, SLG: 0.593 (1, 3)	F7							F8	BB 1B BB	3	2	1	1	1	0	1										
Ken Henderson, S OBP: 0.455, SLG: 0.530 (6, 8)		HR	F8					F9	1B BB 1B BB	3	2	1	1	1	0	0										
Dick Dietz, R OBP: 0.443, SLG: 0.618 (1, 2)		HR			K			K	1B BB 1B BB	3	2	1	0	1	2	0										
Tito Fuentes, S OBP: 0.298, SLG: 0.360 (1, 4)		2B	5-3					F2	1B BB 1B BB	4	1	2	2	0	0	0										
Bob Heise, R OBP: 0.286, SLG: 0.254 (1, 6)		1B	F7		F7			6-3	1B 1B 1B 1-4-3	4	1	1	1	0	0	1										
Juan Marichal, R OBP: 0.286, SLG: 0.254 Frank Reberger, L OBP: 0.286, SLG: 0.254 Mike Davison, L OBP: 0.286, SLG: 0.254 Bob Burda, L OBP: 0.286, SLG: 0.254 Don McMahon, R OBP: 0.286, SLG: 0.254 Jim Davenport, R OBP: 0.286, SLG: 0.254 (1, 1) (6, 1) (7, 1) (8, PH) (8, PH) (8, PH)	FC4-6				5-3			4-3	1B 1-3 2-H 3-H	2	0	0	0	0	0	1										
Inning Stats	R: 0 E: 0 K: 0 S: 3	H: 0 LOB: 1 BB: 1 P: 7	R: 2 E: 0 K: 0 S: 6	H: 3 LOB: 1 BB: 0 P: 6	R: 1 E: 0 K: 0 S: 4	H: 1 LOB: 0 BB: 0 P: 4	R: 0 E: 0 K: 1 S: 5	H: 0 LOB: 0 BB: 0 P: 5	R: 0 E: 0 K: 1 S: 5	H: 0 LOB: 0 BB: 0 P: 5	R: 0 E: 0 K: 1 S: 5	H: 0 LOB: 0 BB: 0 P: 5	R: 0 E: 0 K: 1 S: 5	H: 0 LOB: 0 BB: 0 P: 5	R: 5 E: 0 K: 0 S: 6	H: 3 LOB: 1 BB: 3 P: 18		1B: 4 2B: 1 3B: 0 HR: 2	SF: 0 SAC: 0 DP: 0 HBP: 0	WP: 0 PB: 0 SB: 0 CS: 0	PA: 38					
PITCHER	IP WLS BF H R ER SO BB IBB HBP BLK WP HR S P ERA WHIP	8.1 W 35 6 8 8 4 4 0 0 0 0 2 39 55 8.64 1.200	0.2 S 3 1 0 0 0 0 0 0 0 0 0 0 3 3 0.00 1.500											IP WLS BF H R ER SO BB IBB HBP BLK WP HR S P ERA WHIP												
Fergie Jenkins, R ERA: 5.14 Jim Colborn, R ERA: 1.8 (1, 1) (9, 1)																										
Batter	1	2	3	4	5	6	7	8	9	AB	R	H	RBI	BB	SO	LOB	BOTTOM									
Don Kessinger, S OBP: 0.376, SLG: 0.464 Paul Popovich, S OBP: 0.222, SLG: 0.125 (1, 6) (9, 6)	1B E 1B	F9		F7		1B WP 2B				5	2	3	1	0	0	0	San Francisco Giants @ Chicago Cubs Wrigley Field, Chicago, IL Fri Jun 05 1970, 3:33 AM CDT Att: 21,961 - Sunny - 61° F									
Glenn Beckert, R OBP: 0.336, SLG: 0.374 Phil Gagliano, R OBP: 0.235, SLG: 0.212 (1, 4) (9, 4)	E FC3 2B 1B	F9		F8		WP G3 2B 1B		F8		5	2	2	0	0	0	1										
Billy Williams, L OBP: 0.365, SLG: 0.570 Jimmie Hall, L OBP: 0.136, SLG: 0.095 (1, 7) (9, 7)	FC3 2B 4-3	F8		F8		G3		4-3		5	1	0	0	0	0	4										
Jim Hickman, R OBP: 0.463, SLG: 0.679 Willie Smith, L OBP: 0.244, SLG: 0.300 (1, 3) (9, 3)	4-3 1B 2B		E5 4-3 1B 1B		1B E 1B	5-3		E 1B 2B		5	4	4	1	0	0	1										
Johnny Callison, L OBP: 0.349, SLG: 0.445 (1, 9)	F7		4-3		E9 1B		HR 2B	F4		5	1	2	1	0	0	4										
Ron Santo, R OBP: 0.325, SLG: 0.397 (1, 5)	4-3		1-3		6-3		HR	E5 1B		5	1	1	3	0	0	4										
Jack Hiatt, R OBP: 0.408, SLG: 0.323 (1, 2)	1B 3-H		1B BB		FC6-4 BB	1-3		G4-6-3 1B		3	0	2	2	2	0	0										
Cleo James, R OBP: 0.258, SLG: 0.271 (1, 8)	FC5-4 1B				F2		SH1-4 2B HBP	G4-6-3		4	1	2	1	0	0	4										
Fergie Jenkins, R OBP: 0.063, SLG: 0.065 Jim Colborn, R (1, 1) (9, 1)	FC5-4		F8		FC6-4		SH1-4			3	0	0	0	0	0	6										
Inning Stats	R: 4 E: 1 K: 0 S: 9	H: 5 LOB: 2 BB: 0 P: 9	R: 0 E: 0 K: 0 S: 3	H: 0 LOB: 0 BB: 0 P: 3	R: 1 E: 1 K: 0 S: 5	H: 2 LOB: 2 BB: 1 P: 9	R: 0 E: 0 K: 0 S: 3	H: 0 LOB: 0 BB: 0 P: 3	R: 1 E: 1 K: 0 S: 5	H: 2 LOB: 2 BB: 1 P: 9	R: 4 E: 0 K: 0 S: 7	H: 4 LOB: 0 BB: 0 P: 7	R: 1 E: 0 K: 0 S: 4	H: 1 LOB: 1 BB: 0 P: 5	R: 1 E: 1 K: 0 S: 5	H: 2 LOB: 1 BB: 0 P: 5		1B: 10 2B: 5 3B: 0 HR: 1	SF: 0 SAC: 1 DP: 1 HBP: 1	WP: 1 PB: 0 SB: 0 CS: 0	PA: 44					
PITCHER	IP WLS BF H R ER SO BB IBB HBP BLK WP HR S P ERA WHIP	5.0 L 29 11 8 4 0 2 0 0 0 0 1 1 6 7 20.25 1.500	1.1 7 2 3 3 0 0 0 0 0 0 0 0 3 3 0.00 1.500	0.2 3 1 0 0 0 0 0 0 0 0 0 0 3 3 0.00 1.500	1.0 5 2 1 1 0 0 0 0 0 0 0 0 5 5 9.00 2.000											IP WLS BF H R ER SO BB IBB HBP BLK WP HR S P ERA WHIP										
Juan Marichal, R ERA: 6.27 Frank Reberger, R ERA: 8.01 Mike Davison, L ERA: Don McMahon, R ERA: 6.16 (1, 1) (6, 1) (7, 1) (8, 1)																										

Batter	1	2	3	4	5	6	7	8	9	AB	R	H	RBI	BB	SO	LOB	TOP								
Frank Johnson, R (1, 7) OBP: 0.375, SLG: 0.472	F9		1B HR		4-3 S		0-3 K		0-0 CS	4	1	2	1	1	1	0	San Francisco Giants @ Chicago Cubs Wrigley Field, Chicago, IL Sat Jun 06 1970, 3:33 AM CDT Att: 33,776 - Sunny - 59 F								
Ron Hunt, R (1, 5) OBP: 0.383, SLG: 0.366	5-3		F9		4-3				0-0 CS	4	0	1	0	0	0	3									
Willie Mays, R (1, 8) OBP: 0.366, SLG: 0.521			HR		K		K			4	1	2	1	0	2										
Willie McCovey, L (1, 3) OBP: 0.416, SLG: 0.606	F7		HR						0-0 6-3	3	1	1	3	1	0	1									
Ken Henderson, S (1, 9) OBP: 0.452, SLG: 0.525		F8	CS		F3				0-0 F9	4	0	1	0	0	0	2									
Dick Dietz, R (1, 2) OBP: 0.439, SLG: 0.607	1-3		CS		FC5-4 BB		6-3		0-0 6-3	3	0	0	0	1	0	0									
Tito Fuentes, S (1, 4) OBP: 0.297, SLG: 0.357	6-3				F7		4-3		0-0 6-3 SH1-4	4	1	1	0	0	0	1									
Bob Heise, R (1, 6) OBP: 0.288, SLG: 0.258			SH3-4 1B		FC5-4		K		0-0 SH1-4	3	1	1	0	0	1	1									
Gaylord Perry, R (1, 1) OBP: 0.114, SLG: 0.136			SH3-4		5-3		6-3		0-0 6-3	3	0	0	0	0	0	2									
Inning Stats	R: 0 E: 0 K: 0 S: 4	H: 1 LOB: 1 BB: 0 P: 4	R: 0 E: 0 K: 0 S: 3	H: 0 LOB: 0 BB: 0 P: 3	R: 4 E: 0 K: 0 S: 6	H: 4 LOB: 0 BB: 1 P: 10	R: 0 E: 0 K: 0 S: 3	H: 0 LOB: 1 BB: 1 P: 7	R: 0 E: 0 K: 1 S: 6	H: 1 LOB: 2 BB: 1 P: 10	R: 0 E: 0 K: 1 S: 5	H: 0 LOB: 0 BB: 0 P: 5	R: 0 E: 0 K: 2 S: 8	H: 1 LOB: 1 BB: 0 P: 8	R: 0 E: 0 K: 0 S: 3	H: 0 LOB: 0 BB: 0 P: 3	R: 1 E: 0 K: 0 S: 4	H: 2 LOB: 0 BB: 0 P: 4	1B: 8 2B: 0 3B: 0 HR: 1	SF: 0 SAC: 2 DP: 0 HBP: 0	WP: 0 PB: 0 SB: 1 CS: 2	PA: 39			
PITCHER	IP WLS BF H R ER SO BB IBB HBP BLK WP HR S P ERA WHIP	7.0 L 30 7 4 4 4 3 0 0 0 0 1 35 47 5.14 1.429	1.0 3 0 0 0 0 0 0 0 0 0 0 0 3 3 0.00 0.000	1.0 4 2 1 1 0 0 0 0 0 0 0 0 4 4 9.00 2.000																					

Batter	1	2	3	4	5	6	7	8	9	AB	R	H	RBI	BB	SO	LOB	BOTTOM								
Don Kessinger, S (1, 6) OBP: 0.372, SLG: 0.457	6-3		4-3		F8				0-0 F7	5	0	1	0	0	0	0	San Francisco Giants @ Chicago Cubs Wrigley Field, Chicago, IL Sat Jun 06 1970, 3:33 AM CDT Att: 33,776 - Sunny - 59 F								
Glenn Beckert, R (1, 4) OBP: 0.336, SLG: 0.373	F9				F9		2-3 1B		0-0 F7	3	0	1	0	0	0	0									
Phil Gagliano, R (6, 4) OBP: 0.222, SLG: 0.200			1B				2-3		0-0 F7	2	0	0	0	0	0	1									
Billy Williams, L (1, 7) OBP: 0.361, SLG: 0.560	F6		F7				1-3		0-0 1B	5	0	1	0	0	0	2									
Jim Hickman, R (1, 3) OBP: 0.462, SLG: 0.669		K			6-3		5-3 BB 2B		0-0 F9	5	1	2	0	0	1	1									
Johnny Callison, L (1, 9) OBP: 0.346, SLG: 0.437	3-1				4-3		4-0 1-2 2B		0-0 G1-6-3	3	1	0	0	1	0	1									
Ron Santo, R (1, 5) OBP: 0.333, SLG: 0.410		BB 1B			1B		5-3		0-0 1B	4	1	3	0	0	0	2									
Jack Hiatt, R (1, 2) OBP: 0.281, SLG: 0.347		BB 1B			1B		1-2 2-3 2B		4-0 BB 2B	2	0	2	2	2	0	0									
Jim Dunegan, R (8, PR) Jim Colborn, R (9, 1)		1-2 BB			1B		2-H 3-H		BB 1B	0	0	0	0	0	0	0									
Cleo James, R (1, 8) OBP: 0.246, SLG: 0.258	F7				G1		5-3		0-0 FC6-4	3	0	0	0	0	0	5									
Willie Smith, L (8, PH) OBP: 0.291, SLG: 0.317									1-3 2-H	1	0	1	1	0	0	0									
Bill Hands, R (1, 1) OBP: 0.281, SLG: 0.120					F7				0-0 FC6-4	2	0	0	0	0	1	0									
Jimmie Hall, L (7, PH) OBP: 0.130, SLG: 0.091										1	0	0	0	0	0	0									
Phil Regan, R (8, 1) Paul Popovich, S (8, PH) J.C. Martin, L (9, 2)					K				1-2 BB	0	0	0	0	0	0	0									
Inning Stats	R: 0 E: 0 K: 0 S: 3	H: 0 LOB: 0 BB: 0 P: 3	R: 0 E: 0 K: 1 S: 6	H: 1 LOB: 2 BB: 1 P: 10	R: 0 E: 0 K: 0 S: 4	H: 1 LOB: 1 BB: 0 P: 4	R: 0 E: 0 K: 0 S: 5	H: 2 LOB: 2 BB: 0 P: 5	R: 0 E: 0 K: 1 S: 5	H: 0 LOB: 0 BB: 0 P: 5	R: 2 E: 0 K: 0 S: 5	H: 2 LOB: 1 BB: 1 P: 9	R: 0 E: 0 K: 0 S: 4	H: 1 LOB: 1 BB: 0 P: 4	R: 1 E: 0 K: 0 S: 5	H: 3 LOB: 2 BB: 1 P: 9	R: 0 E: 0 K: 0 S: 4	H: 1 LOB: 1 BB: 0 P: 4	1B: 9 2B: 2 3B: 0 HR: 0	SF: 0 SAC: 0 DP: 1 HBP: 0	WP: 0 PB: 0 SB: 0 CS: 0	PA: 40			
PITCHER	IP WLS BF H R ER SO BB IBB HBP BLK WP HR S P ERA WHIP	9.0 W 40 11 3 3 2 3 0 0 0 0 0 41 53 3.00 1.556																							



Batter	1	2	3	4	5	6	7	8	9	AB	R	H	RBI	BB	SO	LOB	TOP					
Frank Johnson, R (1.7) OBP: 0.378, SLG: 0.436										3	1	0	0	2	0	1	San Francisco Giants @ Chicago Cubs Wrigley Field, Chicago, IL Sun Jun 07 1970, 3:33 AM CDT Att: 31,694 - Sunny					
Ron Hunt, R (1.5) OBP: 0.380, SLG: 0.364										4	0	1	0	0	0	1						
Willie Mays, R (1.8) OBP: 0.377, SLG: 0.547										5	1	4	2	0	0	1						
Willie McCovey, L (1.3) OBP: 0.425, SLG: 0.613										3	0	2	0	2	0	2						
Ken Henderson, S (1.9) OBP: 0.443, SLG: 0.512										5	0	0	0	0	1	9						
Dick Dietz, R (1.2) OBP: 0.432, SLG: 0.616										4	1	1	1	1	1	4						
Tito Fuentes, S (1.4) OBP: 0.296, SLG: 0.349										3	0	0	0	1	0	1						
Bob Heise, R (1.6) OBP: 0.286, SLG: 0.258										4	0	1	0	0	0	2						
Rich Robertson, R (1.1) OBP: 0.331, SLG: 0.503										2	0	0	0	0	1	2						
Ron Bryant, S (5.1) OBP: 0.125, SLG: 0.125										0	0	0	0	0	0	0						
Jerry Johnson, R (5.1) ERA: 6.26										0	0	0	0	0	0	0						
Al Gallagher, R (7.1) ERA: 5.19										0	0	0	0	0	0	0						
Mike Davison, L (7.1) ERA: 13.5										0	0	0	0	0	0	0						
Don McMahon, R (7.1) ERA: 6.52										0	0	0	0	0	0	0						
Bob Burda, L (8.1) OBP: 0.244, SLG: 0.261										1	0	0	0	0	0	1						
Frank Reberger, L (8.1) ERA: 8.03										0	0	0	0	0	0	0						
Inning Stats	R: 0 E: 0 K: 0 S: 4	H: 1 LOB: 2 BB: 1 P: 8	R: 0 E: 0 K: 0 S: 3	H: 0 LOB: 1 BB: 1 P: 7	R: 1 E: 0 K: 0 S: 5	H: 2 LOB: 1 BB: 0 P: 5	R: 1 E: 0 K: 1 S: 6	H: 2 LOB: 0 BB: 0 P: 6	R: 0 E: 0 K: 0 S: 3	H: 0 LOB: 0 BB: 1 P: 10	R: 0 E: 0 K: 0 S: 3	H: 0 LOB: 0 BB: 2 P: 3	R: 2 E: 0 K: 0 S: 5	H: 2 LOB: 2 BB: 2 P: 13	R: 0 E: 0 K: 0 S: 3	H: 0 LOB: 1 BB: 0 P: 7	R: 0 E: 0 K: 1 S: 7	H: 2 LOB: 2 BB: 0 P: 7	1B: 6 2B: 1 3B: 0 HR: 3	SF: 0 SAC: 1 DP: 0 HBP: 0	WP: 0 PB: 0 SB: 0 CS: 1	PA: 43
PITCHER	IP WLS BF H R ER SO BB IBB HBP BLK WP HR S P ERA WHIP																					
Ken Holtzman, L (1.1) ERA: 3.87	6.0	28	7	4	4	2	4	0	0	0	0	0	0	3	28	44	6.00	1.833				
Joe Decker, R (7.1) ERA: 3.47	0.1	2	1	0	0	0	0	0	0	0	0	0	0	2	2	0.00	3.000					
Hank Aguirre, L (7.1) ERA: 3.27	0.1	2	0	0	0	0	1	0	0	0	0	0	0	1	5	0.00	3.000					
Phil Regan, R (7.1) ERA: 3.63	2.1	W 10	2	0	0	1	1	0	0	0	0	0	0	11	15	0.00	1.286					

Batter	1	2	3	4	5	6	7	8	9	AB	R	H	RBI	BB	SO	LOB	BOTTOM				
Paul Popovich, S (1.6) OBP: 0.250, SLG: 0.143										3	0	1	0	1	1	0	San Francisco Giants @ Chicago Cubs Wrigley Field, Chicago, IL Sun Jun 07 1970, 3:33 AM CDT Att: 31,694 - Sunny				
Johnny Callison, L (1.9) OBP: 0.353, SLG: 0.453										3	1	1	1	2	0	1					
Billy Williams, L (1.7) OBP: 0.367, SLG: 0.574										4	2	2	3	1	0	4					
Jim Hickman, R (1.3) OBP: 0.457, SLG: 0.678										4	1	1	2	0	0	3					
Ron Santo, R (1.5) OBP: 0.332, SLG: 0.407										4	0	1	0	0	0	0					
Jack Hiatt, R (1.2) OBP: 0.425, SLG: 0.376										3	1	1	1	0	1	0					
J.C. Martin, L (7.2) OBP: 0.325, SLG: 0.210										1	0	0	0	0	1	1					
Phil Gagliano, R (1.4) OBP: 0.225, SLG: 0.184										3	0	0	0	1	0	0					
Cleo James, R (1.8) OBP: 0.247, SLG: 0.303										4	1	1	1	0	0	1					
Ken Holtzman, R (1.1) OBP: 0.342, SLG: 0.389										2	1	1	0	0	0	0					
Joe Decker, R (7.1) OBP: 0.250, SLG: 0.450										0	0	0	0	0	0	0					
Hank Aguirre, L (7.1)										0	0	0	0	0	0	0					
Phil Regan, R (7.1)										1	1	0	0	1	1	0					
Inning Stats	R: 0 E: 0 K: 1 S: 5	H: 0 LOB: 1 BB: 1 P: 9	R: 0 E: 0 K: 0 S: 3	H: 0 LOB: 0 BB: 0 P: 3	R: 0 E: 0 K: 0 S: 3	H: 0 LOB: 0 BB: 0 P: 3	R: 3 E: 0 K: 0 S: 6	H: 3 LOB: 0 BB: 0 P: 6	R: 1 E: 0 K: 0 S: 4	H: 1 LOB: 2 BB: 2 P: 12	R: 0 E: 0 K: 1 S: 5	H: 0 LOB: 1 BB: 1 P: 9	R: 3 E: 0 K: 1 S: 8	H: 3 LOB: 1 BB: 1 P: 12	R: 1 E: 0 K: 1 S: 7	H: 2 LOB: 2 BB: 1 P: 11	1B: 4 2B: 0 3B: 0 HR: 5	SF: 0 SAC: 1 DP: 0 HBP: 0	WP: 0 PB: 0 SB: 0 CS: 0	PA: 39	
PITCHER	IP WLS BF H R ER SO BB IBB HBP BLK WP HR S P ERA WHIP																				
Rich Robertson, R (1.1) ERA: 4.62	4.1	20	4	4	4	1	3	0	0	0	0	0	0	3	19	31	8.31	1.615			
Ron Bryant, L (5.1) ERA: 5.19	0.1	1	0	0	0	0	0	0	0	0	0	0	0	1	1	0.00	0.000				
Jerry Johnson, R (5.1) ERA: 6.26	1.1	5	0	0	0	1	1	0	0	0	0	0	0	6	10	0.00	0.750				
Mike Davison, L (7.1) ERA: 13.5	0.2	L 4	1	2	2	0	1	0	0	0	0	0	0	3	7	27.00	3.000				
Don McMahon, R (7.1) ERA: 6.52	0.1	3	2	1	1	1	0	0	0	0	0	0	0	1	5	5	27.00	6.000			

Batter	1	2	3	4	5	6	7	8	9	AB	R	H	RBI	BB	SO	LOB	TOP			
Matty Alou, L OBP: 0.314, SLG: 0.342 (1, 8)	F4		F7		1-3			G4-6-3		4	0	0	0	0	0	2				
Richie Hebner, L OBP: 0.385, SLG: 0.462 (1, 5)	F9		F4			G3			F8	4	0	0	0	0	0	1				
Roberto Clemente, R OBP: 0.389, SLG: 0.533 (1, 9)	F8			HR		6-3			BB WP 1B	4	2	2	0	0	0	0				
Willie Stargell, L OBP: 0.310, SLG: 0.485 (1, 7)		F7		HR		K			K	4	1	1	2	0	2	1				
Al Oliver, L OBP: 0.294, SLG: 0.431 (1, 3)	F7		F7				F7		BB 1B	3	1	0	0	1	0	0				
Gene Alley, R OBP: 0.283, SLG: 0.353 (1, 6)	F8		F8				6-3		BB 1B	3	0	0	0	1	0	0				
Jerry May, R OBP: 0.381, SLG: 0.333 (1, 2)			E4 2B	F8			K		BB 1B	4	1	1	2	0	1	0				
Bill Mazerowski, R OBP: 0.276, SLG: 0.291 (1, 4)			F9		5-3			K	F7	4	0	0	0	0	1	3				
Steve Blass, R OBP: 0.103, SLG: 0.143 (1, 1)				1-4-3				G4-6-3 1B		3	0	2	1	0	0	0				
Inning Stats	R: 0 E: 0 K: 0 S: 3	H: 0 LOB: 0 BB: 0 P: 3	R: 0 E: 0 K: 0 S: 3	H: 0 LOB: 0 BB: 0 P: 3	R: 1 E: 1 K: 0 S: 5	H: 1 LOB: 1 BB: 0 P: 5	R: 2 E: 0 K: 0 S: 5	H: 2 LOB: 0 BB: 0 P: 5	R: 0 E: 0 K: 1 S: 5	H: 0 LOB: 0 BB: 0 P: 5	R: 0 E: 0 K: 1 S: 5	H: 0 LOB: 0 BB: 0 P: 5	R: 0 E: 0 K: 1 S: 5	H: 1 LOB: 0 BB: 0 P: 5	R: 2 E: 0 K: 1 S: 7	H: 2 LOB: 2 BB: 2 P: 15	1B: 4 2B: 1 3B: 0 HR: 1	SF: 0 SAC: 0 DP: 1 HBP: 0	WP: 1 PB: 0 SB: 0 CS: 0	PA: 35
PITCHER Juan Marichal, R ERA: 5.93 (1, 1)	IP: 9.0 WLS: L BF: 35 H: 6 R: 5 ER: 4 SO: 4 BB: 1 IBB: 1 HBP: 0 BLK: 0 WP: 1 HR: 1 S: 41 P: 49 ERA: 4.00 WHIP: 0.778																			

Pittsburgh Pirates @ San Francisco Giants
Candlestick Park, San Francisco, CA
Tue Jun 09 1970, 10:05 PM EDT
Att: 4,250 - Unknown


AB 33
R 5
H 6
RBI 5
BB 2
SO 4
LOB 7



Batter	1	2	3	4	5	6	7	8	9	AB	R	H	RBI	BB	SO	LOB	BOTTOM					
Bobby Bonds, R OBP: 0.393, SLG: 0.502 (1, 9)	5-3 BB		F3					4-3		3	0	1	0	1	0	0						
Ron Hunt, R OBP: 0.376, SLG: 0.361 (1, 5)	5-3 1-2		F4		F3			1B 1B		4	1	1	0	0	0	2						
Willie Mays, R OBP: 0.379, SLG: 0.543 (1, 8)	4-0 BB			F3		F4		1B 1B		3	0	1	0	1	0	0						
Willie McCovey, L OBP: 0.422, SLG: 0.605 (1, 3)	G3			K			1B	F7		4	0	1	0	0	1	3						
Ken Henderson, S OBP: 0.444, SLG: 0.509 (1, 7)		4-3		BB HBP		F8		FC5-4 1B		3	0	1	1	0	0	1						
Dick Dietz, R OBP: 0.435, SLG: 0.606 (1, 2)		F3		BB		F9		FC5-4 1-2		3	0	0	0	1	0	3						
Tito Fuentes, S OBP: 0.294, SLG: 0.342 (1, 4)		4-0 BB		F7			K		F8	3	0	0	0	1	1	2						
Bob Heise, R OBP: 0.274, SLG: 0.246 (9, PH)		FC6-4 BB			K		F3		6-3	3	0	0	0	0	1	1						
Bob Taylor, L OBP: 0.346, SLG: 0.295 (9, PH)		1-2			K					1	0	0	0	0	0	0						
Juan Marichal, R OBP: 0.390, SLG: 0.303 (9, PH)			F9		F3		K		F8	3	0	0	0	0	1	0						
Inning Stats	R: 0 E: 0 K: 0 S: 2	H: 0 LOB: 1 BB: 2 P: 10	R: 0 E: 0 K: 0 S: 3	H: 0 LOB: 1 BB: 1 P: 7	R: 0 E: 0 K: 1 S: 5	H: 0 LOB: 0 BB: 0 P: 3	R: 0 E: 0 K: 1 S: 5	H: 0 LOB: 2 BB: 1 P: 10	R: 0 E: 0 K: 1 S: 6	H: 1 LOB: 1 BB: 0 P: 6	R: 0 E: 0 K: 0 S: 4	H: 1 LOB: 1 BB: 0 P: 4	R: 0 E: 0 K: 2 S: 7	H: 0 LOB: 0 BB: 0 P: 7	R: 1 E: 0 K: 0 S: 6	H: 3 LOB: 2 BB: 0 P: 6	R: 0 E: 0 K: 0 S: 3	H: 0 LOB: 0 BB: 0 P: 3	1B: 5 2B: 0 3B: 0 HR: 0	SF: 0 SAC: 0 DP: 0 HBP: 1	WP: 0 PB: 0 SB: 0 CS: 0	PA: 36
PITCHER Steve Blass, R ERA: 3.98 (1, 1)	IP: 9.0 WLS: W BF: 36 H: 5 R: 1 ER: 1 SO: 4 BB: 4 IBB: 0 HBP: 1 BLK: 0 WP: 0 HR: 0 S: 39 P: 56 ERA: 1.00 WHIP: 1.000																					

Pittsburgh Pirates @ San Francisco Giants
Candlestick Park, San Francisco, CA
Tue Jun 09 1970, 10:05 PM EDT
Att: 4,250 - Unknown

AB 31
R 1
H 5
RBI 1
BB 4
SO 4
LOB 12



Batter	1	2	3	4	5	6	7	8	9	AB R H RBI BB SO LOB	TOP									
Matty Alou, L OBP: 0.309, SLG: 0.336 (1, 8)	G3		3-1		6-3			F4		4 0 0 0 0 0 0	Pittsburgh Pirates @ San Francisco Giants Candlestick Park, San Francisco, CA Wed Jun 10 1970, 6:33 AM EDT Att: 3,732 - Unknown livebaseballscores.com									
Richie Hebner, L OBP: 0.383, SLG: 0.457 (1, 5)	1B		F8			F3		4-3		4 1 1 0 0 0 0										
Roberto Clemente, R OBP: 0.391, SLG: 0.532 (1, 9)	1B		4-3			G6-3		1-3		4 1 2 0 0 0 0										
Willie Stargell, L OBP: 0.314, SLG: 0.485 (1, 7)	F7-4					G6-3		6-3		4 0 2 1 0 0 1										
Al Oliver, L OBP: 0.295, SLG: 0.429 (1, 3)	1-2							5-3		3 0 1 1 0 1 1										
Manny Sanguillen, R OBP: 0.302, SLG: 0.411 (1, 2)	F7-4							F2		3 0 0 0 0 0 3										
Gene Alley, R OBP: 0.278, SLG: 0.346 (1, 6)								K		3 0 0 0 0 1 1										
Bill Mazerolski, R OBP: 0.271, SLG: 0.285 (1, 4)								F9		3 0 0 0 0 1 0										
Bob Moose, R OBP: 0.290, SLG: 0.222 (1, 1)								1-3		3 0 0 0 0 0 0										
Inning Stats	R: 2 E: 0 K: 0 S: 6	H: 4 LOB: 1 BB: 0 P: 6	R: 0 E: 0 K: 1 S: 5	H: 0 LOB: 0 BB: 0 P: 5	R: 0 E: 0 K: 1 S: 6	H: 1 LOB: 1 BB: 0 P: 6	R: 0 E: 0 K: 0 S: 3	H: 0 LOB: 0 BB: 0 P: 3	R: 0 E: 0 K: 1 S: 5	H: 0 LOB: 0 BB: 0 P: 5	R: 0 E: 0 K: 0 S: 3	H: 0 LOB: 0 BB: 0 P: 3	R: 0 E: 0 K: 0 S: 3	H: 0 LOB: 0 BB: 0 P: 3	R: 0 E: 0 K: 0 S: 3	H: 0 LOB: 0 BB: 0 P: 3	1B: 6 2B: 1 3B: 0 HR: 0	SF: 0 SAC: 0 DP: 2 HBP: 0	WP: 0 PB: 0 SB: 0 CS: 0	PA: 31
PITCHER Gaylord Perry, R ERA: 4.32 (1, 1)	IP: 9.0 WLS: W BF: 31 H: 6 R: 2 ER: 2 SO: 3 BB: 0 IBB: 0 HBP: 0 BLK: 0 WP: 0 HR: 0 S: 37 P: 37 ERA: 2.00 WHIP: 0.667											PITCHER IP: WLS: BF: H: R: ER: SO: BB: IBB: HBP: BLK: WP: HR: S: P: ERA: WHIP								

Batter	1	2	3	4	5	6	7	8	9	AB R H RBI BB SO LOB	BOTTOM									
Bobby Bonds, R OBP: 0.387, SLG: 0.493 (1, 9)	5-3		K		1-3		6-3			4 0 0 0 0 1 0	Pittsburgh Pirates @ San Francisco Giants Candlestick Park, San Francisco, CA Wed Jun 10 1970, 6:33 AM EDT Att: 3,732 - Unknown livebaseballscores.com									
Ron Hunt, R OBP: 0.380, SLG: 0.361 (1, 5)	HR		F9		BB		5-3			3 1 1 0 1 0 0										
Willie Mays, R OBP: 0.382, SLG: 0.557 (1, 8)	K		BB		F6		HR			3 1 1 1 1 1 2										
Willie McCovey, L OBP: 0.423, SLG: 0.617 (1, 3)	HR		BB		F9		F8			3 1 1 2 1 0 0										
Ken Henderson, S OBP: 0.444, SLG: 0.521 (1, 7)	BB		K		K		HR			3 1 1 1 1 2 2										
Dick Dietz, R OBP: 0.431, SLG: 0.596 (1, 2)	6-3				K		BB			3 0 0 0 1 2 1										
Tito Fuentes, S OBP: 0.289, SLG: 0.336 (1, 4)			K		6-3		1-3			3 0 0 0 0 1 1										
Bob Heise, R OBP: 0.263, SLG: 0.236 (1, 6)			6-3		K		6-3			3 0 0 0 0 1 0										
Gaylord Perry, R OBP: 0.106, SLG: 0.128 (1, 1)			K		4-3		4-3			3 0 0 0 0 1 0										
Inning Stats	R: 2 E: 0 K: 1 S: 7	H: 2 LOB: 1 BB: 1 P: 11	R: 0 E: 0 K: 2 S: 7	H: 0 LOB: 0 BB: 0 P: 7	R: 0 E: 0 K: 2 S: 7	H: 0 LOB: 0 BB: 0 P: 7	R: 0 E: 0 K: 0 S: 3	H: 0 LOB: 1 BB: 1 P: 7	R: 0 E: 0 K: 1 S: 5	H: 0 LOB: 1 BB: 1 P: 9	R: 0 E: 0 K: 0 S: 3	H: 0 LOB: 0 BB: 0 P: 3	R: 2 E: 0 K: 1 S: 7	H: 2 LOB: 0 BB: 0 P: 7	R: 0 E: 0 K: 0 S: 3	H: 0 LOB: 0 BB: 0 P: 3	1B: 1 2B: 0 3B: 0 HR: 3	SF: 0 SAC: 0 DP: 0 HBP: 0	WP: 0 PB: 0 SB: 0 CS: 0	PA: 33
PITCHER Bob Moose, R ERA: 4.15 (1, 1)	IP: 8.0 WLS: L BF: 33 H: 4 R: 4 ER: 4 SO: 9 BB: 5 IBB: 0 HBP: 0 BLK: 0 WP: 0 HR: 3 S: 46 P: 66 ERA: 4.50 WHIP: 1.125											PITCHER IP: WLS: BF: H: R: ER: SO: BB: IBB: HBP: BLK: WP: HR: S: P: ERA: WHIP								

Batter	1	2	3	4	5	6	7	8	9	AB	R	H	RBI	BB	SO	LOB	TOP			
Lou Brock, L OBP: 0.349, SLG: 0.411 (1, 7)										4	1	1	0	0	1	1	St. Louis Cardinals @ San Francisco Giants Candlestick Park, San Francisco, CA Fri Jun 12 1970, 10:05 PM EDT Att: 8,634 - Unknown			
Jose Cardenal, R OBP: 0.345, SLG: 0.404 (1, 8)										2	1	1	1	2	0					
Carl Taylor, R OBP: 0.287, SLG: 0.267 (1, 9)										2	0	0	1	0	1	1				
Leron Lee, L OBP: 0.324, SLG: 0.387 (8, PH) (8, 9)										1	0	0	0	0	0	1				
Joe Torre, R OBP: 0.370, SLG: 0.438 (1, 3)										4	1	1	0	0	1	1				
Julian Javier, R OBP: 0.281, SLG: 0.283 (1, 4)										4	0	2	1	0	1	1				
Ted Simmons, S OBP: 0.383, SLG: 0.488 (1, 2)										4	0	0	0	0	0	3				
Mike Shannon, R OBP: 0.130, SLG: 0.136 (1, 5)										4	0	0	0	0	0	1				
Dal Maxvill, R OBP: 0.320, SLG: 0.190 (1, 6)										3	0	0	0	1	1	0				
Bob Gibson, R OBP: 0.400, SLG: 0.500 (1, 1)										4	1	2	1	0	0	2				
Inning Stats	R: 2 E: 0 K: 1 S: 8	H: 3 LOB: 1 BB: 0 P: 8	R: 1 E: 0 K: 0 S: 4	H: 1 LOB: 0 BB: 0 P: 4	R: 1 E: 0 K: 0 S: 4	H: 1 LOB: 1 BB: 1 P: 8	R: 0 E: 0 K: 0 S: 3	H: 0 LOB: 0 BB: 0 P: 3	R: 0 E: 0 K: 1 S: 5	H: 1 LOB: 0 BB: 0 P: 8	R: 0 E: 0 K: 1 S: 4	H: 0 LOB: 0 BB: 1 P: 8	R: 0 E: 0 K: 0 S: 4	H: 1 LOB: 2 BB: 1 P: 8	R: 0 E: 0 K: 0 S: 4	H: 1 LOB: 0 BB: 1 P: 8	1B: 3 2B: 4 3B: 0 HR: 1	SF: 1 SAC: 0 DP: 1 HBP: 0	WP: 1 PB: 1 CS: 0	PA: 36
PITCHER	IP WLS BF H R ER SO BB IBB HBP BLK WP HR S P ERA WHIP																			
Skip Pitlock, L ERA: 7.2 (1, 1)	5.0 L 21 5 4 4 2 1 0 0 0 1 1 1 24 28 7.20 1.200																			
Don McMahon, R ERA: 5.91 (6, 1)	2.0 7 1 0 0 2 0 0 0 0 0 0 0 11 11 0.00 0.500																			
Jerry Johnson, R ERA: 5.76 (8, 1)	2.0 8 1 0 0 1 2 0 0 0 0 0 0 8 16 0.00 1.500																			

Batter	1	2	3	4	5	6	7	8	9	AB	R	H	RBI	BB	SO	LOB	BOTTOM					
Bobby Bonds, R OBP: 0.381, SLG: 0.484 (1, 9)										4	0	0	0	0	2	3	St. Louis Cardinals @ San Francisco Giants Candlestick Park, San Francisco, CA Fri Jun 12 1970, 10:05 PM EDT Att: 8,634 - Unknown					
Ron Hunt, R OBP: 0.382, SLG: 0.357 (1, 5)										2	0	0	0	1	0	1						
Ken Henderson, S OBP: 0.438, SLG: 0.511 (1, 8)										4	0	0	0	0	0	2						
Willie McCovey, L OBP: 0.420, SLG: 0.609 (1, 3)										4	0	1	0	0	1	0						
Dick Dietz, R OBP: 0.428, SLG: 0.593 (1, 2)										4	0	1	0	0	1	2						
Frank Johnson, R OBP: 0.347, SLG: 0.395 (1, 7)										4	0	0	0	0	3	1						
Tito Fuentes, S OBP: 0.294, SLG: 0.340 (1, 4)										4	1	2	0	0	0	1						
Hal Lanier, R OBP: 0.267, SLG: 0.321 (1, 6)										2	0	1	0	1	0	1						
Skip Pitlock, L OBP: 0.340, SLG: 0.289 (5, PH)										1	0	0	0	0	0	0						
Bob Taylor, L OBP: 0.289, SLG: 0.289 (6, 1)										0	0	0	0	0	0	0						
John Stephenson, L OBP: 0.351, SLG: 0.294 (7, PH)										1	0	0	1	0	0	1						
Jerry Johnson, R OBP: 0.351, SLG: 0.294 (8, 1)										0	0	0	0	0	0	0						
Inning Stats	R: 0 E: 0 K: 1 S: 6	H: 1 LOB: 2 BB: 0 P: 7	R: 0 E: 0 K: 1 S: 7	H: 2 LOB: 2 BB: 0 P: 7	R: 0 E: 0 K: 1 S: 5	H: 0 LOB: 0 BB: 0 P: 5	R: 0 E: 0 K: 1 S: 6	H: 1 LOB: 1 BB: 0 P: 6	R: 0 E: 0 K: 0 S: 3	H: 0 LOB: 0 BB: 1 P: 7	R: 0 E: 0 K: 2 S: 7	H: 0 LOB: 0 BB: 0 P: 7	R: 1 E: 0 K: 1 S: 6	H: 1 LOB: 1 BB: 1 P: 10	R: 0 E: 0 K: 0 S: 3	H: 0 LOB: 0 BB: 0 P: 3	R: 0 E: 0 K: 1 S: 5	H: 0 LOB: 0 BB: 0 P: 5	1B: 4 2B: 1 3B: 0 HR: 0	SF: 0 SAC: 0 DP: 0 HBP: 1	WP: 0 PB: 0 CS: 0	PA: 35
PITCHER	IP WLS BF H R ER SO BB IBB HBP BLK WP HR S P ERA WHIP																					
Bob Gibson, R ERA: 4.1 (1, 1)	9.0 W 35 5 1 1 8 2 0 0 1 0 0 0 48 57 1.00 0.778																					



Batter	1	2	3	4	5	6	7	8	9	AB	R	H	RBI	BB	SO	LOB	TOP								
Lou Brock, L OBP: 0.350, SLG: 0.408 (1, 7)	0-0 B1-3	0-0 1-2 3-H 1B		4-0 BB			0-0 F9		0-3 K	4	0	1	1	1	1	0	St. Louis Cardinals @ San Francisco Giants Candlestick Park, San Francisco, CA Sat Jun 13 1970, 6:33 AM EDT Att: 15,651 - Unknown AB 35 R 5 H 8 RBI 5 BB 3 SO 7 LOB 12								
Jose Cardenal, R OBP: 0.346, SLG: 0.399 (1, 8)	0-0 F8	0-3 K		0-0 F8			0-0 F6		0-0 1B	5	0	1	0	0	1	4									
Dick Allen, R OBP: 0.383, SLG: 0.615 (1, 3)	0-3 K		0-0 4-3		0-3 K				0-0 1-3	5	0	0	0	0	3	1									
Joe Torre, R OBP: 0.372, SLG: 0.453 (1, 5)		0-0 5-3	0-0 E5		0-0 HR				0-0 3B 1B	4	2	2	1	0	0	0									
Joe Hague, L OBP: 0.417, SLG: 0.476 (1, 9)		0-0 BB 1B 1B	0-0 F8		0-0 F9				0-0 1-H 3B	4	1	2	1	0	0	1									
Ted Simmons, S OBP: 0.373, SLG: 0.457 (1, 2)		4-0 BB 1B 1-2 1B	0-0 F8		0-0 6-3				0-0 F4	3	1	0	0	1	0	2									
Julian Javier, R OBP: 0.280, SLG: 0.282 (1, 4)		0-0 1B 1-2 2-H 1B	0-0 4-3		0-3 K				0-0 F6	4	1	1	1	0	1	1									
Dal Maxvill, R OBP: 0.328, SLG: 0.196 (8, PH)		0-0 1B	0-0 5-3		0-0 6-3				0-0 6-3	2	0	1	1	1	0	0									
Vic Davallio, L OBP: 0.340, SLG: 0.442 (8, PH)		0-0 1B	0-0 SH1-4 BB		0-0 5-3				0-0 6-3	1	0	0	0	0	0	1									
Mitt Ramirez, R OBP: 0.255, SLG: 0.255 (8, 6)		0-0 1-3 2-H 1B	0-0 SH1-4 BB		0-0 5-3				0-0 F5	0	0	0	0	0	0	0									
Nelson Briles, R OBP: 0.111, SLG: 0.333 (1, 1)		0-3 K		0-0 SH1-4		0-0 5-3			0-0 F5	1	0	0	0	0	1	2									
Sal Campisi, R OBP: 0.111, SLG: 0.333 (1, 1)				0-0 SH1-4		0-0 5-3			0-0 F5	0	0	0	0	0	0	0									
Billy McCool, R OBP: 0.111, SLG: 0.333 (2, 1)				0-0 SH1-4		0-0 5-3			0-0 F5	0	0	0	0	0	0	0									
Ted Abernathy, R OBP: 0.111, SLG: 0.333 (5, 1)				0-0 SH1-4		0-0 5-3			0-0 F5	1	0	0	0	0	0	0									
Leron Lee, L OBP: 0.321, SLG: 0.384 (9, PH)				1-2					0-0 F5	1	0	0	0	0	0	0									
Inning Stats	R: 0 E: 0 K: 1 S: 5	H: 0 LOB: 0 BB: 0 P: 5	R: 3 E: 0 K: 2 S: 11	H: 4 LOB: 2 BB: 1 P: 15	R: 0 E: 1 K: 0 S: 4	H: 0 LOB: 1 BB: 0 P: 4	R: 0 E: 0 K: 0 S: 3	H: 0 LOB: 0 BB: 2 P: 11	R: 1 E: 0 K: 1 S: 6	H: 1 LOB: 0 BB: 0 P: 6	R: 0 E: 0 K: 1 S: 5	H: 0 LOB: 0 BB: 0 P: 5	R: 0 E: 0 K: 1 S: 5	H: 0 LOB: 0 BB: 0 P: 5	R: 1 E: 0 K: 0 S: 5	H: 2 LOB: 1 BB: 0 P: 5	R: 0 E: 0 K: 1 S: 6	H: 1 LOB: 1 BB: 0 P: 6	1B: 6 2B: 0 3B: 1 HR: 1	SF: 0 SAC: 1 DP: 0 HBP: 0	WP: 0 PB: 0 SB: 0 CS: 0	PA: 39			
PITCHER	IP	WLS	BF	H	R	ER	SO	BB	IBB	HBP	BLK	WP	HR	S	P	ERA	WHIP								
Rich Robertson, R ERA: 4.73 (1, 1)	3.2		19	4	3	3	3	3	0	0	0	0	0	22	34	7.36	1.909								
Don McMahon, R ERA: 5.4 (4, 1)	5.1	W	20	4	2	2	4	0	0	0	0	0	1	28	28	3.38	0.750								

Batter	1	2	3	4	5	6	7	8	9	AB	R	H	RBI	BB	SO	LOB	BOTTOM								
Bobby Bonds, R OBP: 0.381, SLG: 0.483 (1, 9)	0-0 E7 1B	0-0 E S 2B 1B		0-0 4-3	0-3 K			0-0 F2		5	2	2	0	0	1	4	St. Louis Cardinals @ San Francisco Giants Candlestick Park, San Francisco, CA Sat Jun 13 1970, 6:33 AM EDT Att: 15,651 - Unknown AB 30 R 6 H 7 RBI 4 BB 5 SO 5 LOB 15								
Ron Hunt, R OBP: 0.386, SLG: 0.358 (1, 5)	0-0 2B	1-0 2B HBP		0-0 E6		0-0 4-3		0-0 1-3		2	1	1	1	0	0	0									
Al Gallagher, R OBP: 0.355, SLG: 0.424 (6, 5)	0-0 2B	1-3 HBP		0-0 E6		0-0 4-3		0-0 1-3		2	0	0	0	0	0	1									
Willie Mays, R OBP: 0.379, SLG: 0.556 (1, 8)	0-0 5-3	0-0 2B		0-0 F9		0-0 F9		0-0 F9		4	0	1	1	0	0	2									
Willie McCovey, L OBP: 0.426, SLG: 0.613 (1, 3)	0-0 4-3 2H WP 2B	4-0 G4-6-3 IBB		0-0 F9		0-0 4-3		0-0 F9		2	1	1	1	2	0	0									
Ken Henderson, S OBP: 0.435, SLG: 0.507 (1, 7)	0-0 4-3	0-0 G4-6-3		0-0 F9		0-0 4-3		0-0 F9		4	1	1	0	0	0	4									
Dick Dietz, R OBP: 0.426, SLG: 0.587 (1, 2)	4-0 BB		0-0 6-3		4-0 BB FC5-2 BB		0-0 3-1		0-3 K	2	0	0	0	2	1	0									
Tito Fuentes, S OBP: 0.287, SLG: 0.331 (1, 4)	0-3 K		0-0 G3		0-0 FC5-2 BB		0-0 1-3		0-0 1-3	4	0	0	0	0	1	4									
Hal Lanier, R OBP: 0.267, SLG: 0.329 (1, 6)		0-0 SH3-4 BLK 2B		0-0 F6		0-0 SF8		0-3 K		3	1	1	1	0	1	0									
Rich Robertson, R OBP: 0.031, SLG: 0.063 (1, 1)		0-0 SH3-4		0-3 K		0-0 E3		0-0 E3		0	0	0	0	0	0	0									
Don McMahon, R ERA: 5.4 (4, 1)		0-0 SH3-4		0-3 K		0-0 E3		0-0 E3		2	0	0	0	1	1	0									
Inning Stats	R: 3 E: 1 K: 1 S: 8	H: 3 LOB: 1 BB: 1 P: 12	R: 2 E: 0 K: 0 S: 5	H: 3 LOB: 1 BB: 1 P: 10	R: 0 E: 0 K: 0 S: 3	H: 0 LOB: 0 BB: 0 P: 3	R: 0 E: 1 K: 1 S: 6	H: 0 LOB: 1 BB: 0 P: 6	R: 1 E: 0 K: 1 S: 6	H: 1 LOB: 3 BB: 3 P: 18	R: 0 E: 0 K: 0 S: 3	H: 0 LOB: 0 BB: 0 P: 3	R: 0 E: 0 K: 1 S: 5	H: 0 LOB: 0 BB: 0 P: 5	R: 0 E: 1 K: 1 S: 6	H: 0 LOB: 1 BB: 0 P: 6		1B: 4 2B: 3 3B: 0 HR: 0	SF: 1 SAC: 1 DP: 1 HBP: 1	WP: 1 PB: 0 SB: 1 CS: 0	PA: 38				
PITCHER	IP	WLS	BF	H	R	ER	SO	BB	IBB	HBP	BLK	WP	HR	S	P	ERA		WHIP							
Nelson Briles, R ERA: 7.99 (1, 1)	0.0		2	2	2	2	0	0	0	0	0	0	0	2	2										
Sal Campisi, R ERA: 3.66 (1, 1)	1.1	L	11	4	3	3	1	1	1	1	1	1	0	10	19	20.25	3.750								
Billy McCool, L ERA: 4.91 (2, 1)	2.2		11	1	1	1	1	2	0	0	0	0	0	11	19	3.38	1.125								
Ted Abernathy, R ERA: 2.41 (5, 1)	4.0		14	0	0	0	3	1	0	0	0	0	0	19	23	0.00	0.250								

Batter	1	2	3	4	5	6	7	8	9	AB	R	H	RBI	BB	SO	LOB	TOP					
Lou Brock, L (1.7) OBP: 0.353, SLG: 0.415	FC5-4 1B			4-3 1B 2B		6-3	1-3			4	1	2	0	0	0	1	St. Louis Cardinals @ San Francisco Giants Candlestick Park, San Francisco, CA Sun Jun 14 1970, 6:33 AM EDT Att: 13,955 - Unknown					
Jose Cardenal, R (1.8) OBP: 0.348, SLG: 0.414	FC5-4 G6-4-3			K		HR		HR		4	2	2	1	0	1	2						
Dick Allen, R (1.3) OBP: 0.361, SLG: 0.623	G6-4-3			4-3		HR		F7		4	1	1	2	0	0	2						
Joe Torre, R (1.5) OBP: 0.370, SLG: 0.450		5-3				5-3		F4		4	0	1	1	0	0	0						
Joe Hague, L (1.9) OBP: 0.413, SLG: 0.470		K				E4				4	0	1	0	0	1	1						
Ted Simmons, S (1.2) OBP: 0.345, SLG: 0.420						F5		F9		4	0	0	0	0	1	2						
Julian Javier, R (1.4) OBP: 0.280, SLG: 0.282				5-3				F8		4	0	1	0	0	0	0						
Dal Maxvill, R (1.6) OBP: 0.323, SLG: 0.192																						
Leron Lee, L (7, PH) OBP: 0.319, SLG: 0.381				F8		F9		K		2	0	0	0	0	0	1						
Frank Linzy, R (7, 1) OBP: 0.284, SLG: 0.263								K		1	0	0	0	0	0	0						
Carl Taylor, R (9, PH) OBP: 0.284, SLG: 0.263										1	0	0	0	0	1	0						
Chuck Taylor, R (1, 1) OBP: 0.333, SLG: 0.432				F5		4-3				1	0	0	0	0	0	0						
Vic Davaillo, L (5, PH) OBP: 0.300, SLG: 0.308								F8		1	0	0	0	0	0	1						
Sal Campisi, R (5, 1) OBP: 0.300, SLG: 0.308										0	0	0	0	0	0	0						
Jim Beauchamp, R (7, PH) OBP: 0.300, SLG: 0.308										0	0	0	0	1	0	0						
Jim Kennedy, L (7, 6) OBP: 0.300, SLG: 0.308										1	0	0	0	0	0	0						
Inning Stats	R: 0 E: 0 K: 0 S: 3	H: 1 LOB: 0 BB: 0 P: 3	R: 0 E: 0 K: 1 S: 5	H: 0 LOB: 0 BB: 0 P: 5	R: 0 E: 0 K: 0 S: 3	H: 0 LOB: 0 BB: 0 P: 3	R: 1 E: 0 K: 1 S: 7	H: 2 LOB: 1 BB: 0 P: 7	R: 0 E: 0 K: 1 S: 6	H: 1 LOB: 1 BB: 0 P: 6	R: 2 E: 1 K: 0 S: 6	H: 2 LOB: 1 BB: 0 P: 6	R: 0 E: 0 K: 1 S: 5	H: 0 LOB: 1 BB: 1 P: 9	R: 1 E: 0 K: 0 S: 5	H: 2 LOB: 1 BB: 0 P: 5	R: 0 E: 0 K: 1 S: 5	H: 0 LOB: 0 BB: 0 P: 5	1B: 5 2B: 1 3B: 0 HR: 2	SF: 0 SAC: 0 DP: 1 HBP: 0	WP: 0 PB: 0 SB: 1 CS: 0	PA: 36
PITCHER	IP WLS BF H R ER SO BB IBB HBP BLK WP HR S P ERA WHIP																					
Juan Marichal, R (1, 1) ERA: 5.68	9.0 W 36 8 4 4 5 1 0 0 0 0 2 45 49 4.00 1.000																					

AB	35
R	4
H	8
RBI	4
BB	1
SO	5
LOB	10



Batter	1	2	3	4	5	6	7	8	9	AB	R	H	RBI	BB	SO	LOB	BOTTOM				
Bobby Bonds, R (1.9) OBP: 0.383, SLG: 0.491	6-3									4	1	2	1	0	0	0	St. Louis Cardinals @ San Francisco Giants Candlestick Park, San Francisco, CA Sun Jun 14 1970, 6:33 AM EDT Att: 13,955 - Unknown				
Al Gallacher, R (1.5) OBP: 0.360, SLG: 0.427	1-3									4	1	2	1	0	1	1					
Willie Mays, R (1.8) OBP: 0.377, SLG: 0.546										3	0	0	1	1	0	1					
Willie McCovey, L (1.3) OBP: 0.423, SLG: 0.603	F3									3	1	0	0	1	1	1					
Ken Henderson, S (1.7) OBP: 0.436, SLG: 0.507										4	1	2	0	0	0	1					
Dick Dietz, R (1.2) OBP: 0.435, SLG: 0.610										3	2	2	3	1	1	0					
Tito Fuentes, S (1.4) OBP: 0.281, SLG: 0.325										3	0	0	1	0	0	2					
Hal Lanier, R (1.6) OBP: 0.268, SLG: 0.329										3	0	1	0	0	0	0					
Juan Marichal, R (1, 1) ERA: 5.44										2	1	0	0	1	0	0					
Inning Stats	R: 0 E: 0 K: 0 S: 3	H: 0 LOB: 1 BB: 1 P: 7	R: 2 E: 0 K: 0 S: 5	H: 2 LOB: 0 BB: 0 P: 5	R: 0 E: 0 K: 0 S: 3	H: 1 LOB: 0 BB: 0 P: 3	R: 2 E: 0 K: 0 S: 4	H: 2 LOB: 0 BB: 1 P: 8	R: 2 E: 0 K: 0 S: 5	H: 2 LOB: 0 BB: 0 P: 5	R: 0 E: 0 K: 1 S: 5	H: 0 LOB: 0 BB: 0 P: 5	R: 1 E: 0 K: 1 S: 5	H: 1 LOB: 1 BB: 1 P: 9	R: 0 E: 0 K: 1 S: 6	H: 1 LOB: 2 BB: 1 P: 10		1B: 5 2B: 4 3B: 0 HR: 1	SF: 1 SAC: 0 DP: 2 HBP: 0	WP: 3 PB: 0 SB: 0 CS: 2	PA: 35
PITCHER	IP WLS BF H R ER SO BB IBB HBP BLK WP HR S P ERA WHIP																				
Chuck Taylor, R (1, 1) ERA: 2.3	4.0 L 17 5 4 4 0 2 0 0 0 0 1 1 15 23 9.00 1.750																				
Sal Campisi, R (5, 1) ERA: 4.29	2.0 8 2 2 2 1 0 0 0 0 1 0 10 10 9.00 1.000																				
Frank Linzy, R (7, 1) ERA: 5.44	2.0 9 2 1 1 2 2 0 0 0 1 0 11 19 4.50 2.000																				

AB	29
R	7
H	9
RBI	7
BB	4
SO	3
LOB	6



Batter	1	2	3	4	5	6	7	8	9	AB	R	H	RBI	BB	SO	LOB	TOP			
Paul Popovich, S OBP: 0.328, SLG: 0.379 (1, 4)										4	0	0	0	0	0	0	Chicago Cubs @ San Francisco Giants Candlestick Park, San Francisco, CA Tue Jun 16 1970, 10:05 PM EDT Att. 7,207 - Unknown - 56 F			
Johnny Callison, L OBP: 0.364, SLG: 0.449 (1, 9)										4	0	1	0	0	0	0				
Billy Williams, L OBP: 0.364, SLG: 0.567 (1, 7)										4	1	1	0	0	1	1				
Jim Hickman, R OBP: 0.443, SLG: 0.706 (1, 3)										3	0	0	0	0	0	2				
Ron Santo, R OBP: 0.318, SLG: 0.386 (1, 5)										3	1	1	2	0	0	0				
Jack Hiatt, R OBP: 0.412, SLG: 0.358 (1, 2)										3	0	0	0	0	1	0				
Cleo James, R OBP: 0.270, SLG: 0.325 (8, PH)										2	0	0	0	0	1	0				
Jimmie Hall, L OBP: 0.172, SLG: 0.148 (8, 8)										1	0	0	0	0	1	0				
Roger Metzger, S (1, 6)										2	0	0	0	0	0	0				
Willie Smith, L OBP: 0.250, SLG: 0.302 (8, PH)										1	0	0	0	0	0	0				
Phil Gagliano, R OBP: 0.220, SLG: 0.179 (8, 4)										0	0	0	0	0	0	0				
Bill Hands, R OBP: 0.263, SLG: 0.103 (8, PH)										2	0	0	0	0	1	0				
14 Ernie Banks, R OBP: 0.306, SLG: 0.467 (8, PH)										1	0	0	0	0	1	0				
Phil Regan, R (8, 1)										0	0	0	0	0	0	0				
Inning Stats	R: 0 E: 0 K: 0 S: 3	H: 0 LOB: 0 BB: 0 P: 3	R: 0 E: 0 K: 0 S: 3	H: 0 LOB: 0 BB: 0 P: 3	R: 0 E: 0 K: 1 S: 5	H: 0 LOB: 0 BB: 0 P: 5	R: 0 E: 0 K: 0 S: 4	H: 1 LOB: 1 BB: 0 P: 4	R: 0 E: 0 K: 1 S: 5	H: 0 LOB: 0 BB: 0 P: 5	R: 2 E: 0 K: 0 S: 5	H: 2 LOB: 0 BB: 0 P: 5	R: 0 E: 0 K: 2 S: 7	H: 0 LOB: 0 BB: 0 P: 7	R: 0 E: 0 K: 1 S: 5	H: 0 LOB: 0 BB: 0 P: 5	1B: 1 2B: 1 3B: 0 HR: 1	SF: 0 SAC: 0 DP: 0 HBP: 0	WP: 0 PB: 0 SB: 0 CS: 0	PA: 30
PITCHER Gaylord Perry, R ERA: 4.17 (1, 1)	IP: 9.0 WLS: W BF: 30 H: 3 R: 2 ER: 2 SO: 6 BB: 0 IBB: 0 HBP: 0 BLK: 0 WP: 0 HR: 1 S: 42 P: 42 ERA: 2.00 WHIP: 0.333															PITCHER				

AB	30
R	2
H	3
RBI	2
BB	0
SO	6
LOB	3



Batter	1	2	3	4	5	6	7	8	9	AB	R	H	RBI	BB	SO	LOB	BOTTOM			
Bobby Bonds, R OBP: 0.381, SLG: 0.487 (1, 9)										4	0	1	0	0	2	1	Chicago Cubs @ San Francisco Giants Candlestick Park, San Francisco, CA Tue Jun 16 1970, 10:05 PM EDT Att. 7,207 - Unknown - 56 F			
Al Gallacher, R OBP: 0.364, SLG: 0.434 (1, 5)										3	0	1	0	1	1	0				
Willie Mays, R OBP: 0.370, SLG: 0.535 (1, 8)										4	0	0	0	0	1	4				
Willie McCovey, L OBP: 0.428, SLG: 0.600 (1, 3)										1	1	0	0	3	0	0				
Ken Henderson, S OBP: 0.430, SLG: 0.498 (1, 7)										4	1	0	0	0	0	4				
Dick Dietz, R OBP: 0.436, SLG: 0.621 (1, 2)										3	1	1	3	1	0	2				
Tito Fuentes, S OBP: 0.282, SLG: 0.325 (1, 4)										3	0	1	0	0	0	1				
Hal Lanier, R OBP: 0.276, SLG: 0.331 (1, 6)										2	0	1	0	1	0	1				
Gaylord Perry, R OBP: 0.102, SLG: 0.122 (1, 1)										2	0	0	0	0	1	1				
Inning Stats	R: 0 E: 0 K: 1 S: 5	H: 2 LOB: 3 BB: 3 P: 18	R: 0 E: 0 K: 0 S: 2	H: 0 LOB: 1 BB: 2 P: 10	R: 0 E: 0 K: 1 S: 5	H: 1 LOB: 0 BB: 0 P: 5	R: 0 E: 0 K: 0 S: 4	H: 1 LOB: 2 BB: 1 P: 8	R: 0 E: 0 K: 1 S: 5	H: 1 LOB: 0 BB: 0 P: 5	R: 0 E: 0 K: 2 S: 7	H: 0 LOB: 0 BB: 0 P: 7	R: 0 E: 0 K: 0 S: 3	H: 0 LOB: 0 BB: 0 P: 3	R: 0 E: 0 K: 1 S: 5	H: 0 LOB: 0 BB: 0 P: 5		1B: 3 2B: 1 3B: 0 HR: 1	SF: 0 SAC: 1 DP: 2 HBP: 0	WP: 0 PB: 0 SB: 0 CS: 1
PITCHER Bill Hands, R ERA: 3.19 (1, 1)	IP: 7.0 WLS: L BF: 30 H: 5 R: 3 ER: 2 SO: 3 BB: 5 IBB: 1 HBP: 0 BLK: 0 WP: 0 HR: 1 S: 34 P: 58 ERA: 2.57 WHIP: 1.429															PITCHER				
Phil Regan, R ERA: 3.72 (8, 1)	IP: 1.0 WLS: L BF: 3 H: 0 R: 0 ER: 0 SO: 0 BB: 0 IBB: 0 HBP: 0 BLK: 0 WP: 0 HR: 0 S: 3 P: 3 ERA: 0.00 WHIP: 0.000															PITCHER				



Batter	1	2	3	4	5	6	7	8	9	AB	R	H	RBI	BB	SO	LOB	TOP								
Paul Popovich, S OBP: 0.333, SLG: 0.429 (1, 6)										5	1	2	1	0	0	1	Chicago Cubs @ San Francisco Giants Candlestick Park, San Francisco, CA Wed Jun 17 1970, 6:33 AM EDT Att: 5,859 - Cloudy - 65 F								
Johnny Callison, L OBP: 0.361, SLG: 0.439 (1, 9)										4	1	0	0	1	1										
Billy Williams, L OBP: 0.362, SLG: 0.561 (1, 7)										4	1	1	0	0	1	0									
Jim Hickman, R OBP: 0.449, SLG: 0.709 (1, 8)										2	1	1	2	2	0	0									
Ron Santo, R OBP: 0.317, SLG: 0.384 (1, 5)										4	1	1	0	0	2	2									
14 Ernie Banks, R OBP: 0.312, SLG: 0.488 (1, 3)										3	1	1	3	1	0	0									
Jack Hiatt, R OBP: 0.409, SLG: 0.355 Ken Rudolph, R (4, 2)										1	0	0	0	0	0	0									
Phil Gagliano, R OBP: 0.244, SLG: 0.190 (1, 4)										3	0	1	0	1	2	0									
Ken Holtzman, R OBP: 0.289, SLG: 0.326 (1, 1)										4	0	0	0	0	0	1									
Inning Stats	R: 0 E: 0 K: 1 S: 5	H: 0 LOB: 0 BB: 0 P: 5	R: 0 E: 0 K: 1 S: 5	H: 0 LOB: 0 BB: 0 P: 5	R: 0 E: 0 K: 0 S: 3	H: 0 LOB: 1 BB: 1 P: 7	R: 0 E: 0 K: 1 S: 5	H: 0 LOB: 1 BB: 0 P: 9	R: 0 E: 0 K: 1 S: 5	H: 1 LOB: 1 BB: 0 P: 5	R: 3 E: 0 K: 1 S: 8	H: 3 LOB: 2 BB: 2 P: 16	R: 0 E: 0 K: 1 S: 5	H: 0 LOB: 0 BB: 0 P: 5	R: 3 E: 0 K: 0 S: 5	H: 2 LOB: 0 BB: 1 P: 9		R: 0 E: 0 K: 1 S: 6	H: 1 LOB: 1 BB: 0 P: 6	1B: 4 2B: 1 3B: 0 HR: 2	SF: 0 SAC: 0 DP: 0 HBP: 0	WP: 0 PB: 0 SB: 0 CS: 0	PA: 38		
PITCHER	IP	WLS	BF	H	R	ER	SO	BB	IBB	HBP	BLK	WP	HR	S	P	ERA	WHIP								
Skip Pitlock, L ERA: 6.1 (1, 1)	5.1	L	22	4	3	3	4	3	0	0	0	0	1	27	39	5.06	1.312								
Don McMahon, R ERA: 5.08 (6, 1)	1.2		6	0	0	0	2	0	1	0	0	0	0	9	13	0.00	0.000								
Mike Davison, L ERA: 13.5 (8, 1)	2.0		10	3	3	3	1	1	0	0	0	0	1	11	15	13.50	2.000								

AB 33
R 6
H 7
RBI 6
BB 5
SO 7
LOB 7



Batter	1	2	3	4	5	6	7	8	9	AB	R	H	RBI	BB	SO	LOB	BOTTOM								
Bobby Bonds, R OBP: 0.375, SLG: 0.479 (1, 9)										4	0	0	0	0	1	0	Chicago Cubs @ San Francisco Giants Candlestick Park, San Francisco, CA Wed Jun 17 1970, 6:33 AM EDT Att: 5,859 - Cloudy - 65 F								
Al Gallacher, R OBP: 0.361, SLG: 0.427 (1, 5)										4	0	1	0	0	1	0									
Willie Mays, R OBP: 0.372, SLG: 0.550 (1, 8)										4	1	2	1	0	1	1									
Willie McCovey, L OBP: 0.425, SLG: 0.593 (1, 3)										4	0	1	0	0	0	1									
Ken Henderson, S OBP: 0.427, SLG: 0.494 (1, 7)										4	0	1	0	0	0	2									
Dick Dietz, R OBP: 0.433, SLG: 0.619 (1, 2)										4	0	1	0	0	1	3									
Tito Fuentes, S OBP: 0.276, SLG: 0.318 (1, 4)										4	0	0	0	0	3	2									
Hal Lanier, R OBP: 0.277, SLG: 0.331 (1, 6)										3	0	1	0	0	1	0									
Skip Pitlock, L (1, 1)										2	0	0	0	0	2	0									
Don McMahon, R (6, 1)										0	0	0	0	0	0	0									
Jim Davenport, R OBP: 0.372, SLG: 0.286 (7, PH)										1	0	0	0	0	0	2									
Mike Davison, L (8, 1)										0	0	0	0	0	0	0									
Inning Stats	R: 0 E: 0 K: 2 S: 7	H: 1 LOB: 0 BB: 0 P: 6	R: 0 E: 0 K: 2 S: 7	H: 0 LOB: 0 BB: 0 P: 7	R: 0 E: 0 K: 0 S: 5	H: 2 LOB: 0 BB: 0 P: 5	R: 0 E: 0 K: 0 S: 4	H: 0 LOB: 0 BB: 0 P: 4	R: 0 E: 0 K: 0 S: 5	H: 2 LOB: 2 BB: 0 P: 5	R: 1 E: 0 K: 0 S: 4	H: 1 LOB: 0 BB: 0 P: 4	R: 0 E: 0 K: 2 S: 7	H: 0 LOB: 0 BB: 0 P: 7	1B: 5 2B: 1 3B: 0 HR: 1	SF: 0 SAC: 0 DP: 0 HBP: 0	WP: 0 PB: 0 SB: 0 CS: 0	PA: 34							
PITCHER	IP	WLS	BF	H	R	ER	SO	BB	IBB	HBP	BLK	WP	HR	S	P	ERA	WHIP								
Ken Holtzman, L ERA: 3.41 (1, 1)	9.0	W	34	7	1	1	10	0	0	0	0	0	1	54	54	1.00	0.778								



Batter	1	2	3	4	5	6	7	8	9	AB	R	H	RBI	BB	SO	LOB	TOP										
Paul Popovich, S OBP: 0.324, SLG: 0.412 (1.6)										5	0	1	0	0	0	4											
Johnny Callison, L OBP: 0.382, SLG: 0.438 (1.9)										3	1	1	1	1	1	0											
Billy Williams, L OBP: 0.363, SLG: 0.571 (1.7)										5	1	2	1	0	1	3											
Jim Hickman, R OBP: 0.450, SLG: 0.701 (1.8) Cleo James, R OBP: 0.276, SLG: 0.325 (7.8)										2	1	0	0	2	1	2											
Ron Santo, R OBP: 0.327, SLG: 0.407 (1.5)										3	1	2	3	2	1	0											
14 Ernie Banks, R OBP: 0.301, SLG: 0.469 (1.3)										5	0	0	0	0	2	6											
Jack Hiatt, R OBP: 0.411, SLG: 0.368 (1.2)										4	0	2	0	0	1	2											
Phil Gagliano, R OBP: 0.250, SLG: 0.182 (1.4)										2	1	0	0	1	0	1											
Fergie Jenkins, R OBP: 0.071, SLG: 0.075 (1.1)										3	0	1	0	0	1	1											
Inning Stats	R: 0 E: 0 K: 0 S: 4	H: 2 LOB: 3 BB: 2 P: 12	R: 0 E: 0 K: 0 S: 3	H: 1 LOB: 0 BB: 0 P: 3	R: 3 E: 0 K: 0 S: 5	H: 2 LOB: 1 BB: 1 P: 9	R: 0 E: 0 K: 1 S: 6	H: 1 LOB: 1 BB: 0 P: 6	R: 1 E: 0 K: 2 S: 8	H: 0 LOB: 1 BB: 1 P: 10	R: 0 E: 0 K: 2 S: 7	H: 0 LOB: 0 BB: 0 P: 7	R: 0 E: 0 K: 1 S: 6	H: 1 LOB: 1 BB: 1 P: 6	R: 1 E: 0 K: 1 S: 6	H: 1 LOB: 1 BB: 1 P: 10	1B: 5 2B: 2 3B: 0 HR: 2	SF: 1 SAC: 2 DP: 2 HBP: 0	WP: 0 PB: 0 SB: 3 CS: 0	PA: 42							
PITCHER	IP	WLS	BF	H	R	ER	SO	BB	IBB	HBP	BLK	WP	HR	S	P	ERA	WHIP										
Rich Robertson, R ERA: 4.86 (1.1)	3.0	L	15	5	3	3	0	3	0	0	0	0	2	12	24	9.00	2.667										
Jerry Johnson, R ERA: 5.54 (4.1)	1.0		6	2	1	0	1	1	0	0	0	0	0	7	11	0.00	3.000										
Frank Reberger, R ERA: 7.84 (5.1)	1.0		6	0	1	0	2	2	0	0	0	0	0	8	16	0.00	2.000										
Mike McCormick, L ERA: 5.6 (6.1)	2.0		6	0	0	0	3	0	0	0	0	0	0	12	12	0.00	0.000										
Don McMahon, R ERA: 5.94 (8.1)	2.0		9	2	1	1	2	1	0	0	0	0	0	12	16	4.50	1.500										

Chicago Cubs @ San Francisco Giants
Candlestick Park, San Francisco, CA
Thu Jun 18 1970, 6:33 AM EDT
Att: 6,340 - Sunny - 74 F

AB	32
R	6
H	9
RBI	5
BB	7
SO	8
LOB	19

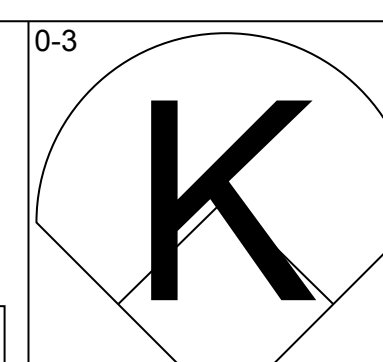
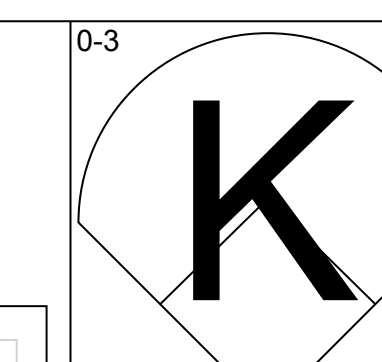
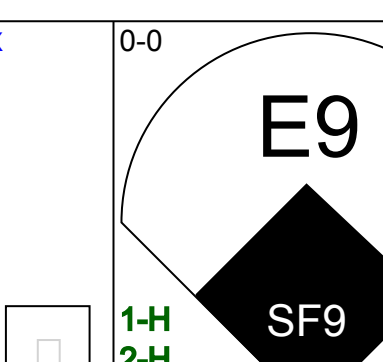
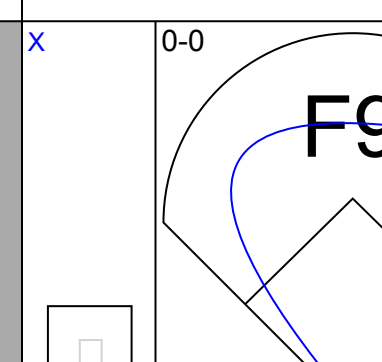
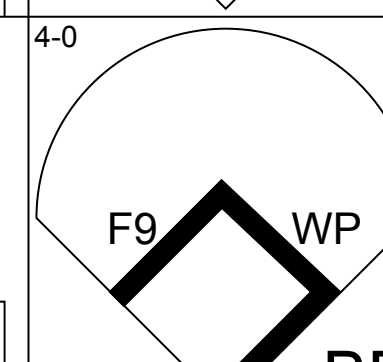
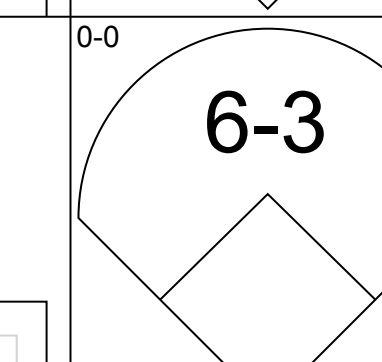
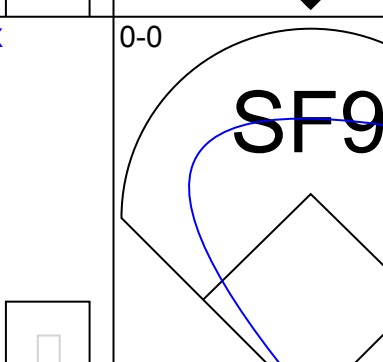

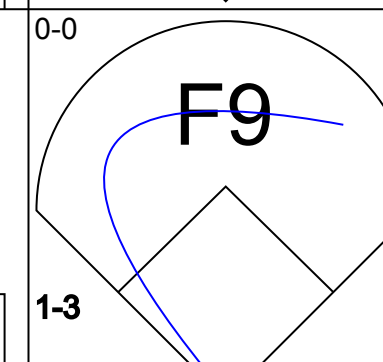
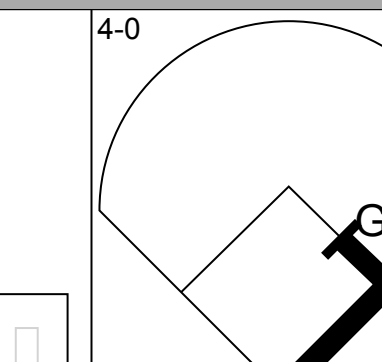
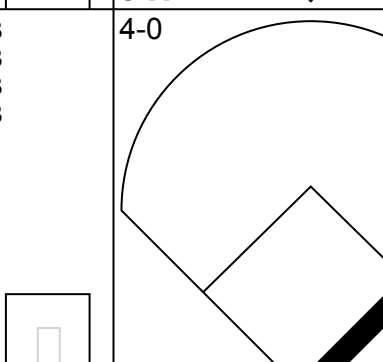

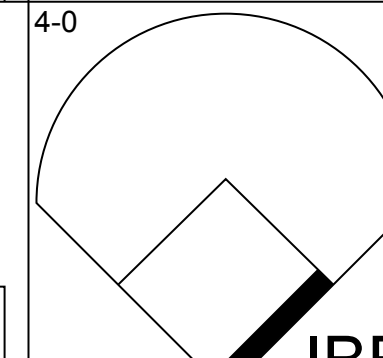
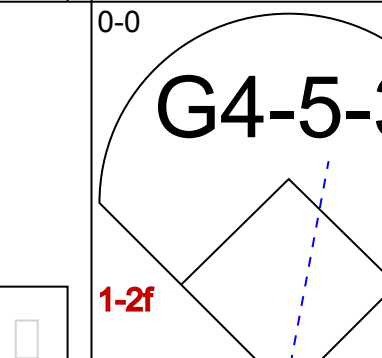
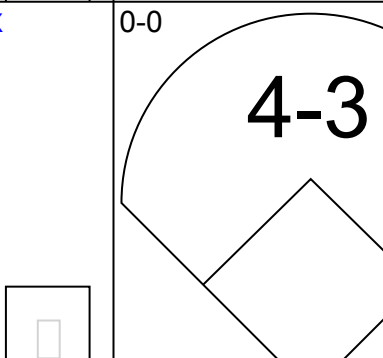

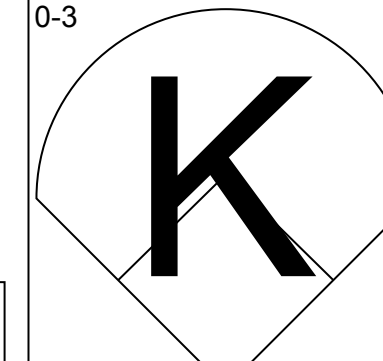
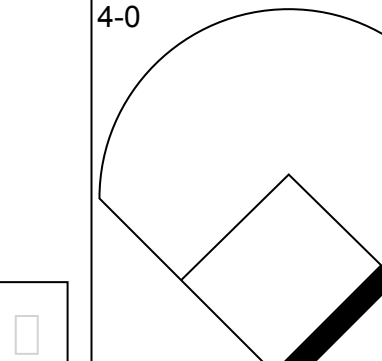


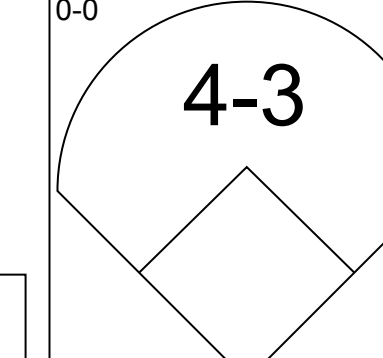
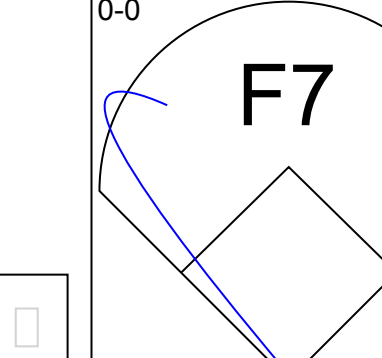


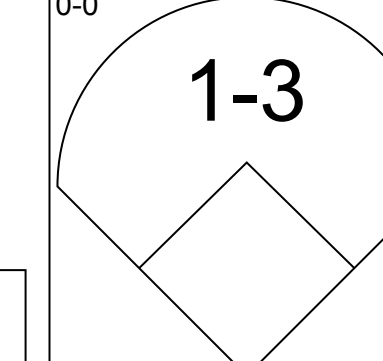
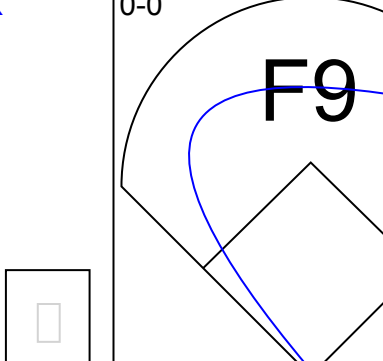

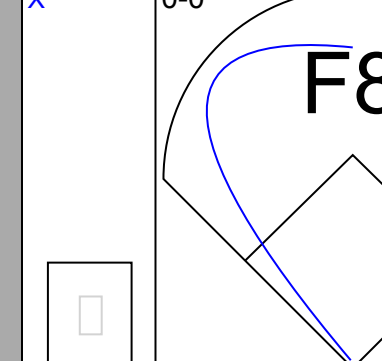
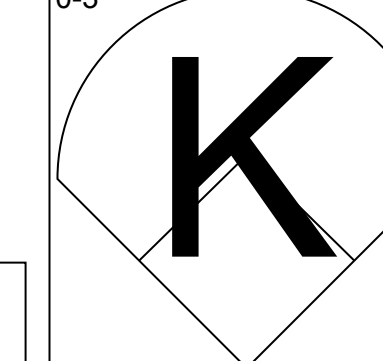
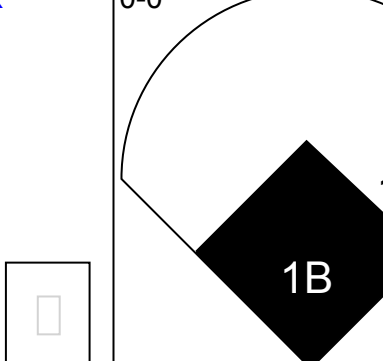
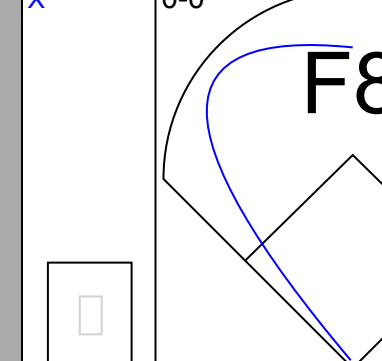
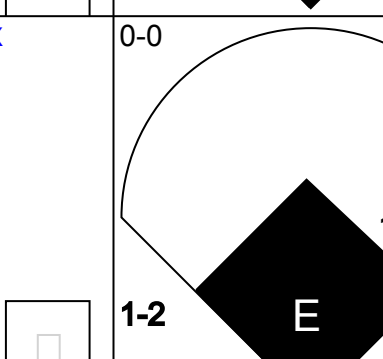
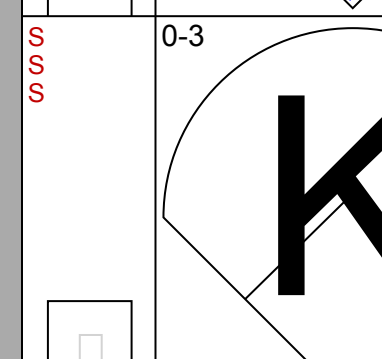
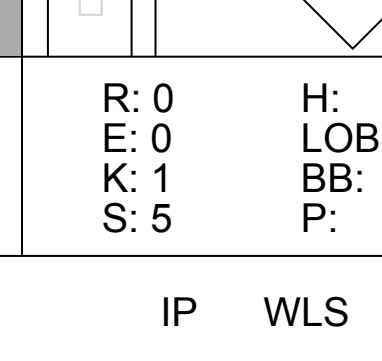
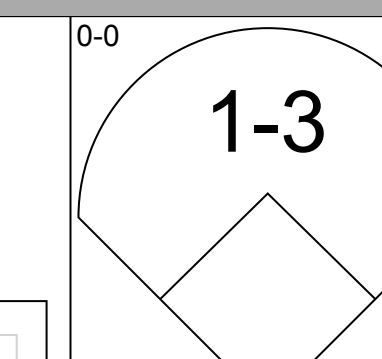
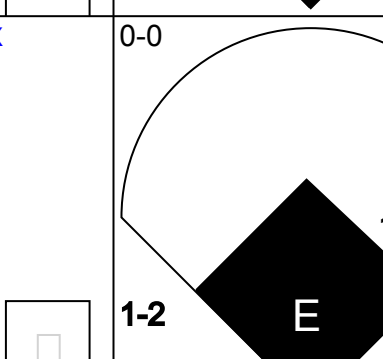
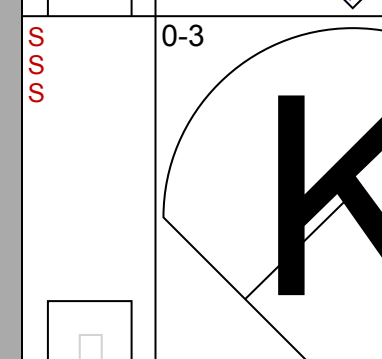


Batter	1	2	3	4	5	6	7	8	9	AB	R	H	RBI	BB	SO	LOB	BOTTOM										
Bobby Bonds, R OBP: 0.377, SLG: 0.480 (1.9)										4	0	2	0	0	1	0											
Al Gallacher, R OBP: 0.349, SLG: 0.412 (1.5)										4	0	0	0	0	2	3											
Willie Mays, R OBP: 0.370, SLG: 0.544 (1.8)										4	0	1	0	0	1	1											
Willie McCovey, L OBP: 0.422, SLG: 0.586 (1.3)										4	0	1	0	0	0	1											
Ken Henderson, S OBP: 0.425, SLG: 0.490 (1.7)										4	0	1	0	0	0	1											
Dick Dietz, R OBP: 0.430, SLG: 0.609 (1.2)										3	0	0	0	1	1	1											
Tito Fuentes, S OBP: 0.273, SLG: 0.314 (1.4) Don McMahon, R OBP: 0.220, SLG: 0.271 (8.1)										2	0	0	0	0	1	4											
Hal Lanier, R OBP: 0.278, SLG: 0.331 (1.6)										3	0	1	0	0	0	3											
Rich Robertson, R OBP: 0.331, SLG: 0.363 (3.1) Don McMahon, R OBP: 0.222, SLG: 0.125 (4.1) Jerry Johnson, R OBP: 0.305, SLG: 0.349 (5.1) Frank Reberger, L OBP: 0.222, SLG: 0.269 (6.1) Ron Hunt, R OBP: 0.222, SLG: 0.269 (7.1) Mike McCormick, L OBP: 0.220, SLG: 0.271 (8.1) Bob Taylor, L OBP: 0.233, SLG: 0.283 (9.1)										0	0	0	0	0	0	0											
Inning Stats	R: 0 E: 0 K: 1 S: 5	H: 0 LOB: 0 BB: 0 P: 5	R: 0 E: 0 K: 1 S: 6	H: 1 LOB: 1 BB: 0 P: 6	R: 0 E: 0 K: 2 S: 8	H: 1 LOB: 1 BB: 1 P: 8	R: 0 E: 0 K: 1 S: 7	H: 2 LOB: 3 BB: 1 P: 11	R: 0 E: 0 K: 1 S: 6	H: 2 LOB: 1 BB: 0 P: 6	R: 0 E: 0 K: 0 S: 3	H: 0 LOB: 0 BB: 0 P: 3	R: 0 E: 0 K: 1 S: 5	H: 1 LOB: 0 BB: 0 P: 5	R: 0 E: 0 K: 1 S: 6	H: 0 LOB: 0 BB: 0 P: 3	1B: 7 2B: 0 3B: 0 HR: 0	SF: 0 SAC: 0 DP: 2 HBP: 0	WP: 0 PB: 0 SB: 1 CS: 0	PA: 33							
PITCHER	IP	WLS	BF	H	R	ER	SO	BB	IBB	HBP	BLK	WP	HR	S	P	ERA	WHIP										
Fergie Jenkins, R ERA: 4.34 (1.1)	9.0	W	33	7	0	0	8	1	0	0	0	0	0	48	52	0.00	0.889										

Chicago Cubs @ San Francisco Giants
Candlestick Park, San Francisco, CA
Thu Jun 18 1970, 6:33 AM EDT
Att: 6,340 - Sunny - 74 F

AB	32
R	0
H	7
RBI	0
BB	1
SO	8
LOB	15

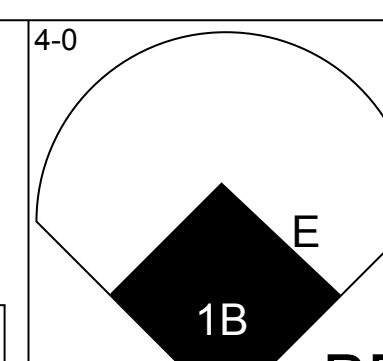
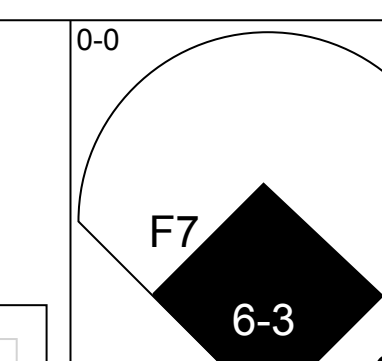
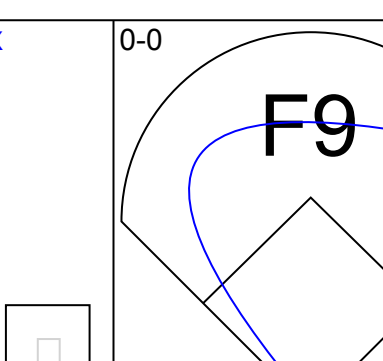
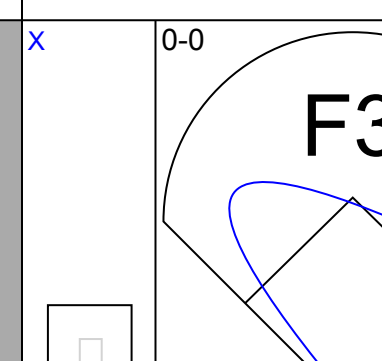
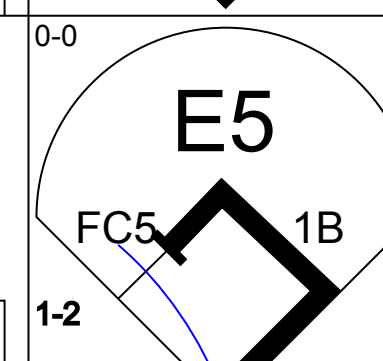
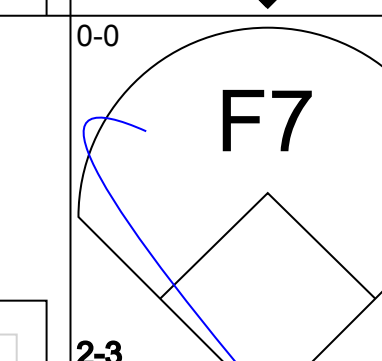
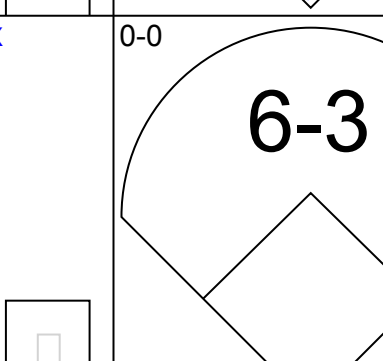
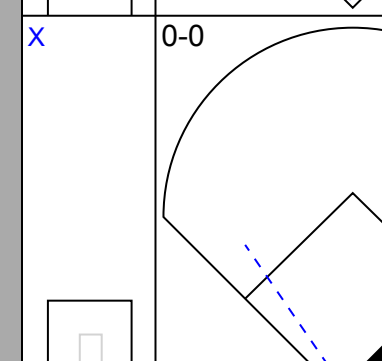
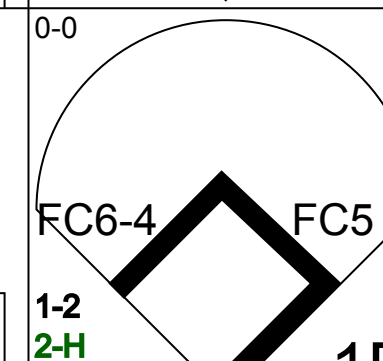
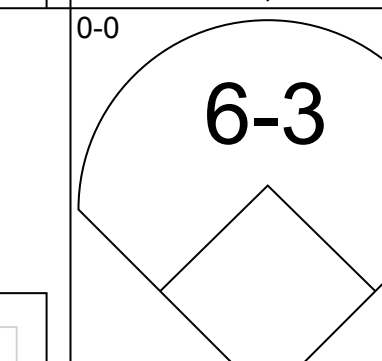

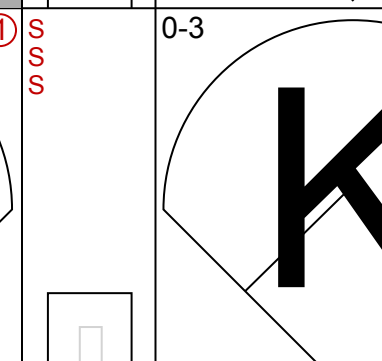
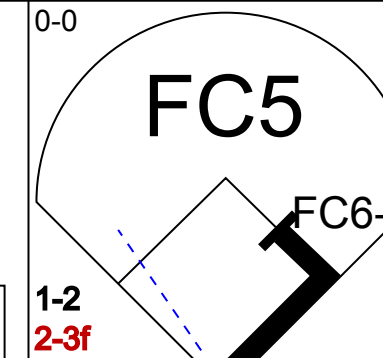
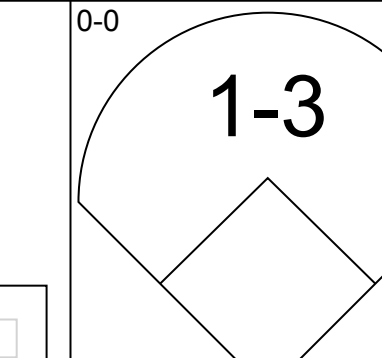


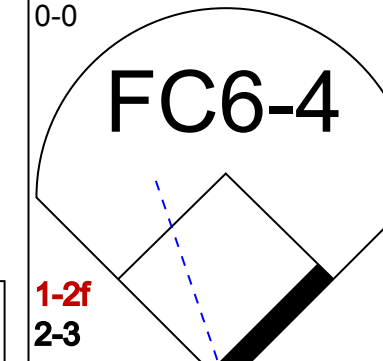
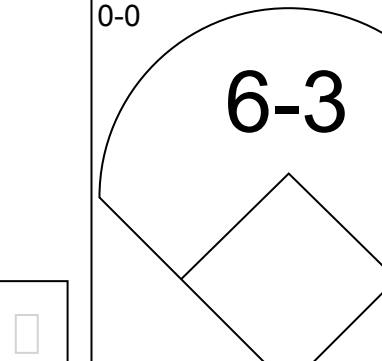


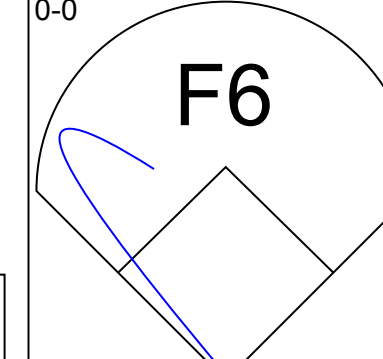
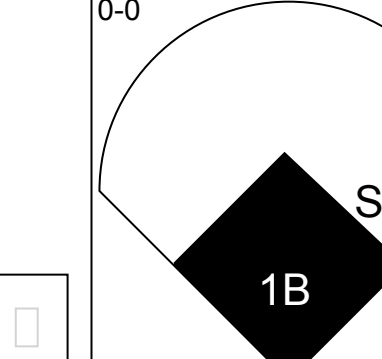

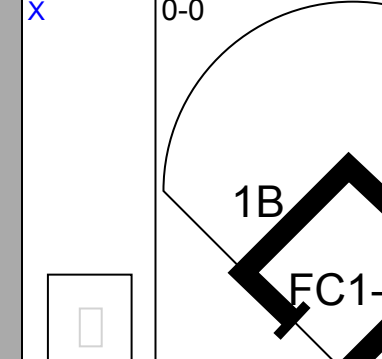
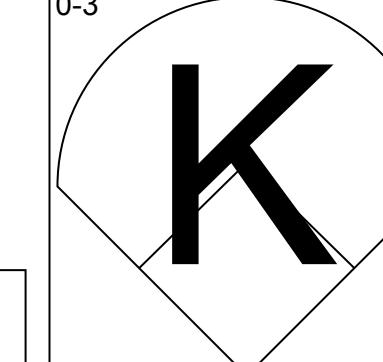
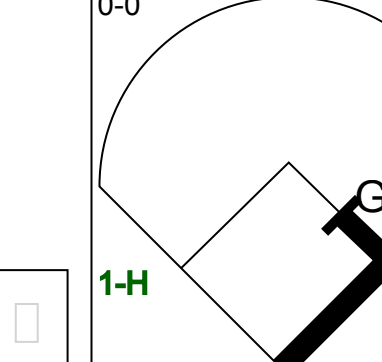

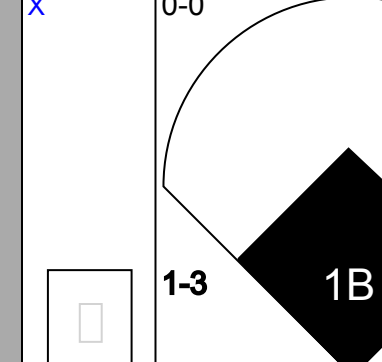
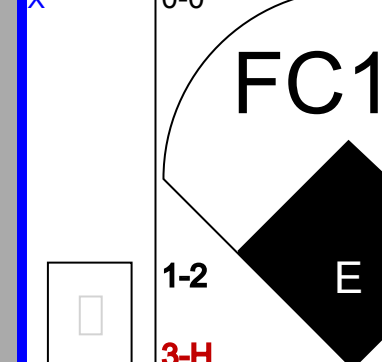
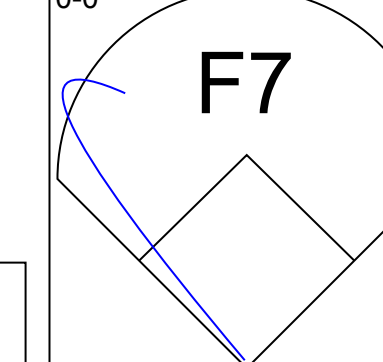
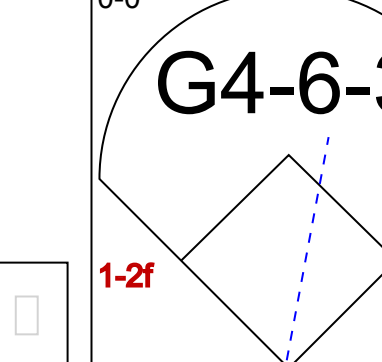


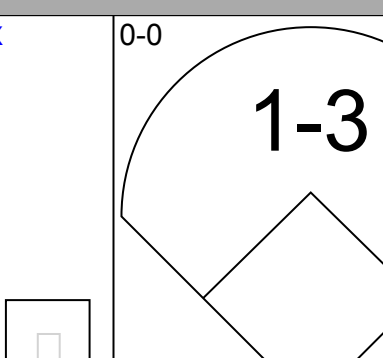
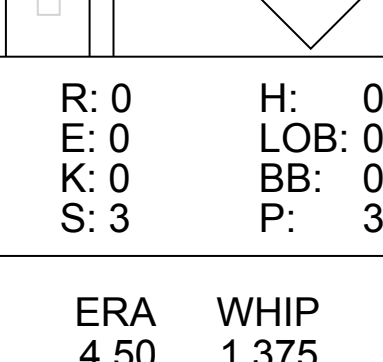
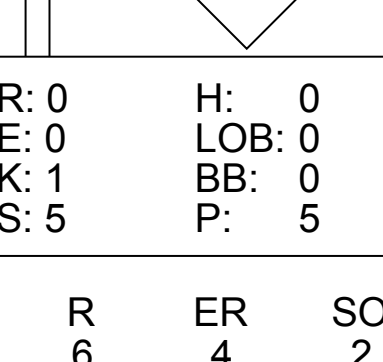
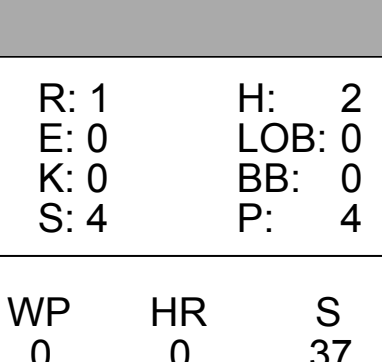



Batter	1	2	3	4	5	6	7	8	9	AB	R	H	RBI	BB	SO	LOB	TOP					
Bobby Bonds, R OBP: 0.375, SLG: 0.476 (1, 9)											4	1	1	1	0	2	0					
Ron Hunt, R OBP: 0.385, SLG: 0.356 (1, 4)											2	0	0	1	1	0	0					
Willie Mays, R OBP: 0.372, SLG: 0.538 (1, 8)											2	0	0	0	2	0	1					
Willie McCovey, L OBP: 0.420, SLG: 0.577 (1, 3)											3	0	0	0	1	0	3					
Dick Dietz, R OBP: 0.431, SLG: 0.610 (1, 2)											3	0	1	0	1	2	2					
Ken Henderson, S OBP: 0.422, SLG: 0.486 (1, 7)											4	0	1	0	0	0	2					
Al Gallagher, R OBP: 0.346, SLG: 0.402 (1, 5)											3	0	0	0	1	0	1					
Hal Lanier, R OBP: 0.279, SLG: 0.331 (9, PH)											3	1	1	0	0	1	0					
John Stephenson, L OBP: 0.222, SLG: 0.125 (9, FR)											1	0	0	0	0	0	2					
Don Mason, L OBP: 0.222, SLG: 0.125 (9, FR)											0	0	0	0	0	0	0					
Juan Marichal, R OBP: 0.107, SLG: 0.038 (9, PH)											3	1	1	0	0	1	0					
Jim Davenport, R OBP: 0.364, SLG: 0.278 (9, PH)											1	0	0	0	0	0	2					
Inning Stats	R: 0 E: 0 K: 2 S: 7	H: 0 LOB: 2 BB: 2 P: 15	R: 0 E: 0 K: 1 S: 5	H: 0 LOB: 0 BB: 0 P: 5	R: 0 E: 0 K: 1 S: 5	H: 0 LOB: 0 BB: 0 P: 5	R: 0 E: 0 K: 0 S: 2	H: 0 LOB: 1 BB: 2 P: 10	R: 3 E: 1 K: 0 S: 6	H: 3 LOB: 1 BB: 1 P: 10	R: 0 E: 0 K: 0 S: 3	H: 1 LOB: 0 BB: 0 P: 3	R: 0 E: 0 K: 1 S: 5	H: 0 LOB: 0 BB: 0 P: 5	R: 0 E: 1 K: 0 S: 3	H: 0 LOB: 0 BB: 0 P: 3	R: 0 E: 0 K: 1 S: 6	H: 1 LOB: 2 BB: 1 P: 10	1B: 4 2B: 2 3B: 0 HR: 0	SF: 1 SAC: 0 DP: 3 HBP: 0	WP: 1 PB: 0 SB: 0 CS: 0	PA: 36
PITCHER	IP	WLS	BF	H	R	ER	SO	BB	IBB	HBP	BLK	WP	HR	S	P	ERA	WHIP					
Al Santorini, R ERA: 4.47 (1, 1)	6.0		25	4	3	2	4	4	1	0	0	1	0	28	48	3.00	1.333					
Ron Herbel, R ERA: 3.94 (7, 1)	1.0	W	3	0	0	0	1	0	0	0	0	0	0	5	5	0.00	0.000					
Ron Willis, R ERA: (8, 1)	2.0	S	8	1	0	0	1	1	0	0	0	0	0	9	13	0.00	1.000					

San Francisco Giants @ San Diego Padres
San Diego Stadium, San Diego, CA
Fri Jun 19 1970, 10:05 PM EDT
Att: 16,061 - Unknown

AB	29
R	3
H	5
RBI	2
BB	6
SO	6
LOB	13



Batter	1	2	3	4	5	6	7	8	9	AB	R	H	RBI	BB	SO	LOB	BOTTOM				
Dave Campbell, R OBP: 0.304, SLG: 0.329 (1, 4)											3	2	1	0	1	0	1				
Ron Spicum, R OBP: 0.287, SLG: 0.393 (1, 5)											4	0	1	1	0	0	2				
Cito Gaston, R OBP: 0.382, SLG: 0.543 (1, 8)											4	0	1	2	0	1	2				
Nate Colbert, R OBP: 0.326, SLG: 0.523 (1, 3)											4	0	0	0	0	0	2				
Ollie Brown, R OBP: 0.330, SLG: 0.446 (1, 9)											4	0	1	0	0	0	2				
Ivan Murrell, R OBP: 0.306, SLG: 0.438 (1, 7)											4	1	2	0	0	0	3				
Chris Cannizzaro, R OBP: 0.376, SLG: 0.464 (1, 2)											3	1	2	1	1	1	0				
Tommy Dean, R OBP: 0.330, SLG: 0.356 (1, 6)											2	0	0	0	0	0	1				
Ray Webster, L OBP: 0.282, SLG: 0.217 (7, PH)											1	1	0	0	0	0	2				
Ron Willis, R (8, 1)											1	0	0	0	0	0	2				
Al Santorini, R (1, 1)											2	0	0	0	0	0	0				
Ron Herbel, R (7, 1)											0	0	0	0	0	0	0				
Al Ferrara, R OBP: 0.379, SLG: 0.463 (7, PH)											1	0	1	1	0	0	0				
Jose Arcia, R OBP: 0.241, SLG: 0.302 (7, FR)											0	1	0	0	0	0	0				
Inning Stats	R: 1 E: 1 K: 0 S: 5	H: 1 LOB: 2 BB: 1 P: 9	R: 0 E: 0 K: 1 S: 5	H: 0 LOB: 0 BB: 0 P: 5	R: 1 E: 0 K: 0 S: 4	H: 1 LOB: 0 BB: 0 P: 4	R: 1 E: 0 K: 0 S: 4	H: 2 LOB: 0 BB: 0 P: 4	R: 0 E: 0 K: 0 S: 3	H: 0 LOB: 0 BB: 0 P: 3	R: 0 E: 0 K: 0 S: 3	H: 0 LOB: 0 BB: 0 P: 3	R: 3 E: 1 K: 1 S: 9	H: 4 LOB: 2 BB: 0 P: 9	R: 0 E: 0 K: 0 S: 4	H: 1 LOB: 2 BB: 1 P: 8	1B: 8 2B: 1 3B: 0 HR: 0	SF: 0 SAC: 0 DP: 1 HBP: 0	WP: 0 PB: 0 SB: 2 CS: 0	PA: 35	
PITCHER	IP	WLS	BF	H	R	ER	SO	BB	IBB	HBP	BLK	WP	HR	S	P	ERA	WHIP				
Juan Marichal, R ERA: 5.56 (1, 1)	8.0	L	35	9	6	4	2	2	0	0	0	0	0	37	45	4.50	1.375				

San Francisco Giants @ San Diego Padres
San Diego Stadium, San Diego, CA
Fri Jun 19 1970, 10:05 PM EDT
Att: 16,061 - Unknown

AB	33
R	6
H	9
RBI	5
BB	2
SO	2
LOB	17



Batter	1	2	3	4	5	6	7	8	9	AB	R	H	RBI	BB	SO	LOB	TOP				
Bobby Bonds, R OBP: 0.379, SLG: 0.488 (1, 9)										4	3	2	1	1	1	0					
Ron Hunt, R OBP: 0.385, SLG: 0.357 (1, 4)										5	1	2	1	0	1	1					
Willie Mays, R OBP: 0.377, SLG: 0.547 (1, 8)										4	2	2	1	1	0	1					
Willie McCovey, L OBP: 0.427, SLG: 0.581 (1, 3)										2	0	1	2	3	0	0					
Dick Dietz, R OBP: 0.426, SLG: 0.598 (1, 2)										4	0	0	0	1	1	6					
Ken Henderson, S OBP: 0.422, SLG: 0.482 (1, 7)										4	0	1	1	1	0	2					
Al Gallagher, R OBP: 0.341, SLG: 0.388 (1, 5)										4	0	0	1	1	0	3					
Hal Lanier, R OBP: 0.282, SLG: 0.329 (1, 6)										4	0	1	0	1	0	4					
Gaylord Perry, R OBP: 0.111, SLG: 0.130 (1, 1)										5	1	1	0	0	4	5					
Inning Stats	R: 1 E: 0 K: 0 S: 4	H: 1 LOB: 0 BB: 0 P: 4	R: 0 E: 0 K: 1 S: 5	H: 0 LOB: 0 BB: 0 P: 5	R: 0 E: 0 K: 1 S: 5	H: 1 LOB: 1 BB: 1 P: 7	R: 0 E: 0 K: 1 S: 6	H: 1 LOB: 1 BB: 0 P: 6	R: 2 E: 0 K: 1 S: 7	H: 2 LOB: 3 BB: 3 P: 19	R: 4 E: 0 K: 1 S: 8	H: 3 LOB: 3 BB: 4 P: 24	R: 0 E: 0 K: 1 S: 6	H: 1 LOB: 2 BB: 1 P: 10	R: 0 E: 0 K: 1 S: 6	H: 1 LOB: 1 BB: 0 P: 6	1B: 7 2B: 1 3B: 1 HR: 1	SF: 0 SAC: 0 DP: 1 HBP: 0	WP: 1 PB: 0 SB: 2 CS: 0	PA: 45	
PITCHER	IP	WLS	BF	H	R	ER	SO	BB	IBB	HBP	BLK	WP	HR	S	P	ERA	WHIP				
Clay Kirby, R ERA: 5.47 (1, 1)	6.0	L	28	6	5	5	4	3	2	0	0	0	1	31	51	7.50	1.500				
Roberto Rodriguez, R ERA: 5.02 (7, 1)	0.0		3	2	1	1	0	1	0	0	0	1	0	2	6						
Gary Ross, R ERA: 6.28 (7, 1)	2.0		10	1	1	1	2	2	1	0	0	0	0	11	23	4.50	1.500				
Danny Coombs, L ERA: 2.16 (9, 1)	1.0		4	1	0	0	1	0	0	0	0	0	0	6	6	0.00	1.000				

San Francisco Giants @ San Diego Padres
San Diego Stadium, San Diego, CA
Sat Jun 20 1970, 10:05 PM EDT
Att: 13,977 - Unknown

AB	36
R	7
H	10
RBI	7
BB	9
SO	7
LOB	22



Batter	1	2	3	4	5	6	7	8	9	AB	R	H	RBI	BB	SO	LOB	BOTTOM				
Dave Campbell, R OBP: 0.306, SLG: 0.335 (1, 4)										5	1	2	0	0	2	3					
Ron Simpson, R OBP: 0.235, SLG: 0.344 (1, 5)										4	0	0	0	0	1	2					
Cito Gaston, R OBP: 0.384, SLG: 0.541 (1, 8)										3	0	1	1	0	1	0					
Nate Colbert, R OBP: 0.325, SLG: 0.518 (1, 3)										4	0	1	0	0	2	3					
Ollie Brown, R OBP: 0.329, SLG: 0.447 (1, 9)										4	0	1	0	0	1	1					
Ivan Murrell, R OBP: 0.299, SLG: 0.428 (1, 7)											4	0	0	0	3	2					
Bob Barton, R OBP: 0.326, SLG: 0.357 (1, 2)											3	0	0	0	1	2					
Tommy Dean, R OBP: 0.336, SLG: 0.362 (1, 6)											4	0	2	0	0	1	2				
Clay Kirby, R OBP: 0.306, SLG: 0.335 (1, 1)										2	0	0	0	0	1	1					
Roberto Rodriguez, R OBP: 0.235, SLG: 0.344 (7, 1)										0	0	0	0	0	0	0					
Gary Ross, R OBP: 0.326, SLG: 0.357 (7, 1)										0	0	0	0	0	0	0					
Larry Stahl, L OBP: 0.384, SLG: 0.541 (8, PH)										1	0	0	0	0	0	0					
Danny Coombs, R OBP: 0.325, SLG: 0.518 (9, 1)										0	0	0	0	0	0	0					
Al Ferrara, R OBP: 0.329, SLG: 0.447 (9, PH)										1	0	1	0	0	0	0					
Jose Arcia, R OBP: 0.326, SLG: 0.357 (9, PH)										0	0	0	0	0	0	0					
Inning Stats	R: 0 E: 0 K: 1 S: 5	H: 0 LOB: 0 BB: 0 P: 5	R: 0 E: 0 K: 1 S: 5	H: 0 LOB: 0 BB: 0 P: 5	R: 0 E: 0 K: 1 S: 5	H: 2 LOB: 1 BB: 0 P: 7	R: 0 E: 0 K: 1 S: 6	H: 1 LOB: 1 BB: 0 P: 6	R: 0 E: 0 K: 2 S: 7	H: 0 LOB: 0 BB: 0 P: 7	R: 0 E: 0 K: 3 S: 11	H: 2 LOB: 2 BB: 0 P: 11	R: 0 E: 0 K: 2 S: 8	H: 1 LOB: 2 BB: 0 P: 9	R: 0 E: 0 K: 2 S: 9	H: 2 LOB: 3 BB: 1 P: 13	1B: 6 2B: 2 3B: 0 HR: 0	SF: 0 SAC: 0 DP: 0 HBP: 1	WP: 0 PB: 0 SB: 0 CS: 0	PA: 37	
PITCHER	IP	WLS	BF	H	R	ER	SO	BB	IBB	HBP	BLK	WP	HR	S	P	ERA	WHIP				
Gaylord Perry, R ERA: 3.98 (1, 1)	9.0	W	37	8	1	1	14	1	0	1	0	0	0	63	68	1.00	1.000				

San Francisco Giants @ San Diego Padres
San Diego Stadium, San Diego, CA
Sat Jun 20 1970, 10:05 PM EDT
Att: 13,977 - Unknown

AB	35
R	1
H	8
RBI	1
BB	1
SO	14
LOB	16



Batter	1	2	3	4	5	6	7	8	9	AB	R	H	RBI	BB	SO	LOB	TOP				
Bobby Bonds, R OBP: 0.378, SLG: 0.485 (1, 9)										6	1	2	1	0	2	5	San Francisco Giants @ San Diego Padres San Diego Stadium, San Diego, CA Sun Jun 21 1970, 6:33 AM EDT Att: 14,756 - Unknown livebaseballscorecards.com				
Ron Hunt, R OBP: 0.386, SLG: 0.355 (1, 4)										4	2	1	0	0	0	2					
Willie Mays, R OBP: 0.378, SLG: 0.541 (1, 8)										4	0	1	0	1	1	0					
Willie McCovey, L OBP: 0.430, SLG: 0.578 (1, 3)										1	1	0	1	3	0	0					
Dick Dietz, R OBP: 0.422, SLG: 0.587 (1, 2)										4	1	0	0	1	3	5					
Ken Henderson, S OBP: 0.421, SLG: 0.488 (1, 7)										5	1	2	1	0	0	3					
Al Gallagher, R OBP: 0.350, SLG: 0.387 (1, 5)										3	0	1	0	2	0	1					
Hal Lanier, R OBP: 0.286, SLG: 0.337 (1, 6)										5	1	2	1	0	0	3					
Skip Pitlock, L (1, 1)										1	0	0	0	0	0	1					
Bob Taylor, L OBP: 0.327, SLG: 0.277 (5, PH)										1	0	0	0	0	0	1					
Frank Reberger, L OBP: 0.286, SLG: 0.429 (5, PH)										0	0	0	0	0	0	0					
Frank Johnson, R OBP: 0.340, SLG: 0.386 (6, PH)										1	0	0	0	0	0	3					
Don McMahon, R OBP: 0.371, SLG: 0.400 (6, 1)										2	0	2	1	0	0	0					
Inning Stats	R: 0 E: 0 K: 0 S: 3	H: 0 LOB: 0 BB: 0 P: 3	R: 0 E: 0 K: 1 S: 5	H: 0 LOB: 0 BB: 0 P: 5	R: 0 E: 0 K: 1 S: 6	H: 1 LOB: 1 BB: 0 P: 6	R: 1 E: 0 K: 0 S: 5	H: 2 LOB: 1 BB: 0 P: 5	R: 0 E: 0 K: 0 S: 4	H: 1 LOB: 2 BB: 1 P: 8	R: 2 E: 0 K: 2 S: 9	H: 2 LOB: 3 BB: 3 P: 21	R: 0 E: 0 K: 1 S: 5	H: 0 LOB: 2 BB: 2 P: 13	R: 3 E: 1 K: 1 S: 8	H: 3 LOB: 2 BB: 1 P: 13	R: 1 E: 0 K: 0 S: 5	H: 2 LOB: 1 BB: 0 P: 5	1B: 8 2B: 3 3B: 0 HR: 0	SF: 1 SAC: 0 DP: 0 HBP: 1	WP: 1 PA: 46 PB: 0 SB: 0 CS: 0
PITCHER	IP	WLS	BF	H	R	ER	SO	BB	IBB	HBP	BLK	WP	HR	S	P	ERA	WHIP				
Pat Dobson, R ERA: 4.31 (1, 1)	6.1	L	30	6	3	3	4	4	1	0	0	0	0	33	53	4.26	1.579				
Ron Willis, R ERA (7, 1)	0.2		3	0	0	0	1	1	0	0	0	0	0	4	8	0.00	1.500				
Ron Herbel, R ERA: 3.8 (8, 1)	2.0		13	5	4	2	1	1	0	1	0	1	0	13	18	9.00	3.000				

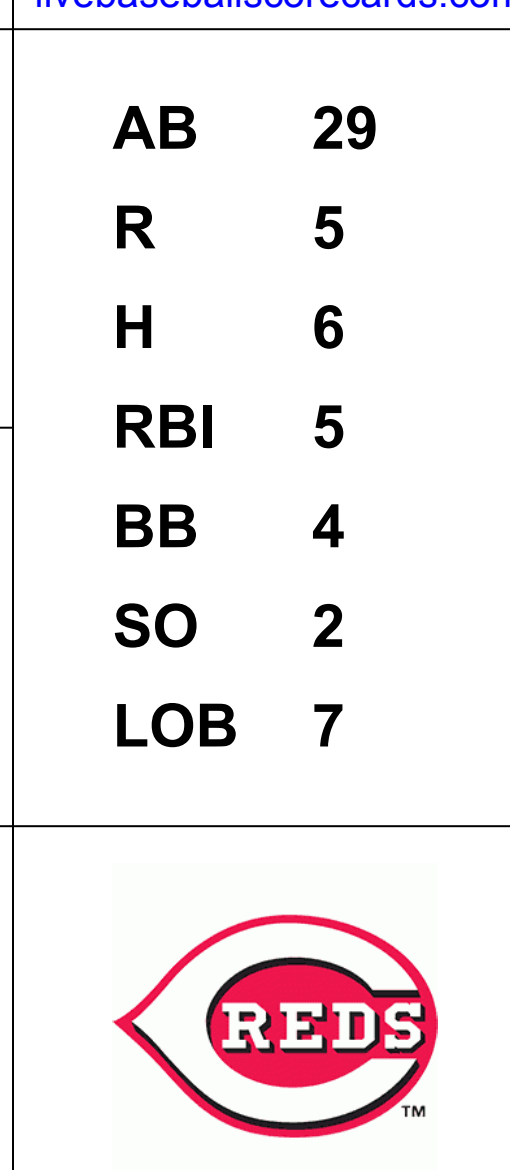
Batter	1	2	3	4	5	6	7	8	9	AB	R	H	RBI	BB	SO	LOB	BOTTOM				
Dave Campbell, R OBP: 0.305, SLG: 0.331 (1, 4)										3	0	0	0	1	0	0	San Francisco Giants @ San Diego Padres San Diego Stadium, San Diego, CA Sun Jun 21 1970, 6:33 AM EDT Att: 14,756 - Unknown livebaseballscorecards.com				
Ron Slocum, R OBP: 0.270, SLG: 0.333 (1, 5)										1	0	0	0	1	0	0					
Cito Gaston, R OBP: 0.385, SLG: 0.540 (1, 8)										4	0	2	0	0	0	1					
Nate Colbert, R OBP: 0.320, SLG: 0.510 (1, 3)										4	0	0	0	0	0	5					
Ollie Brown, R OBP: 0.328, SLG: 0.443 (1, 9)										4	1	1	0	0	1	2					
Ivan Murrell, R OBP: 0.293, SLG: 0.418 (1, 7)										4	0	0	0	0	2	1					
Chris Cannizzaro, R OBP: 0.385, SLG: 0.461 (1, 2)										1	1	0	0	3	0	0					
Tommy Dean, R OBP: 0.328, SLG: 0.352 (1, 6)										3	0	0	0	0	1	3					
Al Ferrara, R OBP: 0.390, SLG: 0.463 (9, PH)										1	0	0	0	0	0	1					
Pat Dobson, R OBP: 0.235, SLG: 0.161 (1, 1)										2	0	1	1	0	0	1					
Ron Willis, R (7, 1)										0	0	0	0	0	0	0					
Larry Stahl, L (7, PH)										1	0	0	0	0	0	0					
Ron Herbel, R (8, 1)										0	0	0	0	0	0	0					
Inning Stats	R: 0 E: 1 K: 0 S: 4	H: 1 LOB: 2 BB: 0 P: 5	R: 0 E: 0 K: 0 S: 3	H: 0 LOB: 1 BB: 1 P: 7	R: 0 E: 0 K: 0 S: 3	H: 1 LOB: 1 BB: 1 P: 7	R: 2 E: 1 K: 1 S: 6	H: 2 LOB: 0 BB: 1 P: 10	R: 0 E: 0 K: 2 S: 7	H: 0 LOB: 0 BB: 0 P: 7	R: 0 E: 0 K: 0 S: 3	H: 0 LOB: 0 BB: 0 P: 3	R: 0 E: 0 K: 1 S: 5	H: 0 LOB: 1 BB: 1 P: 9	1B: 4 2B: 0 3B: 0 HR: 0	SF: 0 SAC: 1 DP: 1 HBP: 1	WP: 0 PA: 36 PB: 0 SB: 0 CS: 2				
PITCHER	IP	WLS	BF	H	R	ER	SO	BB	IBB	HBP	BLK	WP	HR	S	P	ERA	WHIP				
Skip Pitlock, L ERA: 5.65 (1, 1)	4.0		18	4	2	2	1	3	0	1	0	0	0	16	29	4.50	1.750				
Frank Reberger, R ERA: 7.65 (5, 1)	1.0	W	4	0	0	0	0	1	0	0	0	0	0	3	7	0.00	1.000				
Don McMahon, R ERA: 4.46 (6, 1)	4.0	S	13	0	0	0	3	1	0	0	0	0	0	18	22	0.00	0.250				

Batter	1	2	3	4	5	6	7	8	9	AB	R	H	RBI	BB	SO	LOB	TOP					
Bobby Bonds, R OBP: 0.378, SLG: 0.481 (1, 9)										4	0	0	0	0	1	3	San Francisco Giants @ Cincinnati Reds Crosley Field, Cincinnati, OH Tue Jun 23 1970, 7:05 PM EDT Att: 17,529 - Unknown					
Ron Hunt, R OBP: 0.378, SLG: 0.344 (1, 4)										3	0	0	0	1	1	3						
Willie Mays, R OBP: 0.384, SLG: 0.566 (1, 8)										4	1	1	0	0	2	1						
Willie McCovey, L OBP: 0.431, SLG: 0.590 (1, 3)										4	1	1	2	0	1	0						
Ken Henderson, S OBP: 0.419, SLG: 0.498 (1, 7)										4	1	1	0	0	2	0						
Dick Dietz, R OBP: 0.430, SLG: 0.606 (1, 2)										3	0	2	0	1	1	0						
Al Gallagher, R OBP: 0.349, SLG: 0.386 (1, 5)										4	0	0	0	0	0	4						
Hal Lanier, R OBP: 0.299, SLG: 0.345 (1, 6)										3	0	2	0	1	0	0						
Mike McCormick, L OBP: 0.182, SLG: 0.190 (6, 1)										2	0	0	0	0	0	1						
Jerry Johnson, R OBP: 0.229, SLG: 0.125 (7, PH)										0	0	0	0	0	0	0						
Don Mason, L OBP: 0.299, SLG: 0.125 (7, PH)										0	0	0	0	0	0	0						
Frank Reberger, R OBP: 0.286, SLG: 0.249 (7, 1)										0	0	0	0	0	0	0						
Jim Davenport, R OBP: 0.256, SLG: 0.270 (6, PH)										1	0	0	0	0	0	1						
Inning Stats	R: 0 E: 0 K: 1 S: 5	H: 0 LOB: 0 BB: 0 P: 5	R: 0 E: 0 K: 2 S: 7	H: 0 LOB: 1 BB: 1 P: 11	R: 0 E: 0 K: 1 S: 5	H: 0 LOB: 0 BB: 0 P: 5	R: 2 E: 0 K: 0 S: 6	H: 3 LOB: 1 BB: 0 P: 6	R: 0 E: 0 K: 0 S: 3	H: 1 LOB: 0 BB: 0 P: 3	R: 0 E: 0 K: 1 S: 4	H: 0 LOB: 0 BB: 1 P: 8	R: 1 E: 0 K: 1 S: 7	H: 2 LOB: 2 BB: 2 P: 15	R: 0 E: 0 K: 1 S: 5	H: 0 LOB: 0 BB: 0 P: 5	R: 0 E: 0 K: 1 S: 6	H: 1 LOB: 1 BB: 0 P: 6	1B: 5 2B: 2 3B: 0 HR: 1	SF: 0 SAC: 0 DP: 3 HBP: 0	WP: 0 PB: 0 SB: 0 CS: 1	PA: 36
PITCHER	IP WLS BF H R ER SO BB IBB HBP BLK WP HR S P ERA WHIP																					
Gary Nolan, R ERA: 4.17 (1, 1)	6.2 W 27 6 3 2 5 4 0 0 0 0 0 1 33 49 2.70 1.500																					
Clay Carroll, R ERA: 2.82 (7, 1)	2.1 S 9 1 0 0 3 0 0 0 0 0 0 0 15 15 0.00 0.429																					

AB	32
R	3
H	7
RBI	2
BB	4
SO	8
LOB	13



Batter	1	2	3	4	5	6	7	8	9	AB	R	H	RBI	BB	SO	LOB	BOTTOM					
Pete Rose, S OBP: 0.385, SLG: 0.480 (1, 8)										4	0	0	0	0	0	2	San Francisco Giants @ Cincinnati Reds Crosley Field, Cincinnati, OH Tue Jun 23 1970, 7:05 PM EDT Att: 17,529 - Unknown					
Tommy Helms, R OBP: 0.230, SLG: 0.247 (1, 4)										4	1	2	0	0	0	1						
Tony Perez, R OBP: 0.443, SLG: 0.707 (1, 5)										4	1	1	2	0	1	2						
Johnny Bench, R OBP: 0.349, SLG: 0.665 (1, 9)										4	1	1	0	0	1	0						
Lee May, R OBP: 0.309, SLG: 0.543 (1, 3)										4	1	1	2	0	0	0						
Hal McRae, R OBP: 0.407, SLG: 0.707 (1, 7)										2	1	1	1	1	0	0						
Bobby Tolan, L OBP: 0.401, SLG: 0.498 (7, 8)										0	0	0	0	1	0	0						
Dave Concepcion, R OBP: 0.352, SLG: 0.363 (1, 6)										3	0	0	0	0	0	1						
Pat Corrales, R OBP: 0.281, SLG: 0.241 (1, 2)										2	0	0	0	1	0	0						
Gary Nolan, R OBP: 0.189, SLG: 0.091 (1, 1)										2	0	0	0	0	0	1						
Clay Carroll, R (7, 1)										0	0	0	0	1	0	0						
Inning Stats	R: 0 E: 0 K: 0 S: 3	H: 0 LOB: 0 BB: 0 P: 3	R: 0 E: 0 K: 0 S: 3	H: 0 LOB: 0 BB: 0 P: 3	R: 0 E: 0 K: 0 S: 3	H: 0 LOB: 0 BB: 0 P: 3	R: 4 E: 0 K: 0 S: 7	H: 4 LOB: 0 BB: 0 P: 7	R: 0 E: 0 K: 0 S: 3	H: 0 LOB: 1 BB: 1 P: 7	R: 1 E: 0 K: 1 S: 6	H: 1 LOB: 1 BB: 1 P: 10	R: 0 E: 0 K: 0 S: 4	H: 1 LOB: 2 BB: 1 P: 8	R: 0 E: 0 K: 1 S: 4	H: 0 LOB: 0 BB: 1 P: 8	R: 0 E: 0 K: 1 S: 4	H: 0 LOB: 0 BB: 1 P: 8	1B: 2 2B: 1 3B: 0 HR: 3	SF: 0 SAC: 0 DP: 0 HBP: 0	WP: 2 PB: 0 SB: 0 CS: 1	PA: 34
PITCHER	IP WLS BF H R ER SO BB IBB HBP BLK WP HR S P ERA WHIP																					
Mike McCormick, L ERA: 5.8 (1, 1)	5.2 L 24 5 5 5 1 2 0 0 0 0 0 0 1 3 24 32 7.94 1.235																					
Jerry Johnson, R ERA: 5.47 (6, 1)	0.1 1 0 0 0 0 0 0 0 0 0 1 0 1 1 0.00 0.000																					
Frank Reberger, R ERA: 7.31 (7, 1)	2.0 8 1 0 0 1 2 0 0 0 0 0 0 8 16 0.00 1.500																					



Batter	1	2	3	4	5	6	7	8	9	AB	R	H	RBI	BB	SO	LOB	TOP				
Bobby Bonds, R OBP: 0.378, SLG: 0.478 (1, 9)	4-0 SH1-3 1B BB		0-0 E S 1B	0-0 L6-4			0-3 K		0-0 1-3	4	2	1	0	1	1	3	San Francisco Giants @ Cincinnati Reds Crosley Field, Cincinnati, OH Wed Jun 24 1970, 7:05 PM EDT Att: 28,027 - Unknown				
Tito Fuentes, S OBP: 0.279, SLG: 0.320 (1, 4)	0-0 SH1-3		0-0 F4	0-0			0-0 L5-3 1B			3	0	2	1	0	0	1					
Willie Mays, R OBP: 0.386, SLG: 0.563 (1, 8)	0-0 FC6-4 2H 1B		4-0 1B BB	0-0 F7			0-0 L5-3			3	0	1	1	1	0	3					
Willie McCovey, L OBP: 0.428, SLG: 0.583 (1, 3)	0-0 F6		0-0 1-2 3-H 1B	0-3 K			0-0 F7			4	0	1	1	0	1	1					
Ken Henderson, S OBP: 0.413, SLG: 0.491 (1, 7)	0-0 FC6-4		0-3 K	0-0 F7			0-0 E6 FC6-4			4	0	0	0	0	1	3					
Dick Dietz, R OBP: 0.431, SLG: 0.601 (1, 2)		4-0 CS BB		4-0 2B 1B BB			0-0 F9		0-0 FC6-4 FC4	2	1	0	0	2	0	1					
Al Gallagher, R OBP: 0.346, SLG: 0.390 (1, 5)	0-0 6-3		0-0 1-2	0-0 1B 2B			0-0 6-3		0-0 FC4	4	1	1	0	0	0	2					
Hal Lanier, R OBP: 0.298, SLG: 0.339 (1, 6)	0-3 K		4-0 L6-4 1B BB	0-0 F6			0-0 6-3			3	0	0	0	1	1	0					
Juan Marichal, R OBP: 0.129, SLG: 0.069 Don McMahon, R OBP: 0.571, SLG: 0.400 Bob Heise, R OBP: 0.263, SLG: 0.236 Bob Taylor, L OBP: 0.321, SLG: 0.271 (1, 1) (8, 1) (8, 5) (9, PH)	0-0 F3		0-0 1-2 2-3 3-H 1B	0-0 1B			0-3 K		0-0 6-3	3	0	1	1	0	1	0					
Inning Stats	R: 1 E: 0 K: 0 S: 4	H: 1 LOB: 1 BB: 1 P: 8	R: 0 E: 0 K: 1 S: 4	H: 0 LOB: 0 BB: 1 P: 8	R: 1 E: 0 K: 1 S: 7	H: 2 LOB: 2 BB: 1 P: 11	R: 2 E: 0 K: 0 S: 5	H: 3 LOB: 2 BB: 2 P: 13	R: 0 E: 0 K: 1 S: 5	H: 0 LOB: 0 BB: 0 P: 5	R: 0 E: 0 K: 1 S: 5	H: 1 LOB: 0 BB: 0 P: 5	R: 0 E: 1 K: 0 S: 4	H: 0 LOB: 1 BB: 0 P: 4	R: 0 E: 0 K: 0 S: 3	H: 0 LOB: 0 BB: 0 P: 3		1B: 6 2B: 3 3B: 0 HR: 0	SF: 0 SAC: 1 DP: 2 HBP: 0	WP: 0 PB: 0 SB: 1 CS: 1	PA: 37
PITCHER	IP	WLS	BF	H	R	ER	SO	BB	IBB	HBP	BLK	WP	HR	S	P	ERA	WHIP				
Jim McGlothlin, R ERA: 2.63 Wayne Granger, R ERA: 2.37 (1, 1) (8, 1)	7.0		30	7	4	4	5	5	0	0	0	0	0	35	55	5.14	1.714				

AB 31
R 4
H 7
RBI 4
BB 5
SO 5
LOB 14



Batter	1	2	3	4	5	6	7	8	9	AB	R	H	RBI	BB	SO	LOB	BOTTOM				
Pete Rose, S OBP: 0.386, SLG: 0.491 (1, 9)	0-0 4-3	0-0 G3			0-0 1B 2B		0-0 3B			4	1	2	0	0	0	2	San Francisco Giants @ Cincinnati Reds Crosley Field, Cincinnati, OH Wed Jun 24 1970, 7:05 PM EDT Att: 28,027 - Unknown				
Bobby Tolan, L OBP: 0.402, SLG: 0.498 (1, 8)	0-0 1-3		0-0 K 1B		0-0 FC5-4 2H 1B		0-0 4-3			4	0	2	1	0	0	1					
Tony Perez, R OBP: 0.437, SLG: 0.696 (1, 5)	0-0 F4		0-3 K		0-0 FC5-4 FC6-4		0-0 3-1			4	0	0	0	0	1	3					
Johnny Bench, R OBP: 0.354, SLG: 0.677 (1, 2)		0-0 2B FC6-4 1B	0-0 1B		0-0 FC6-4		0-0 HR			4	2	3	1	0	0	1					
Lee May, R OBP: 0.312, SLG: 0.558 (1, 3)		0-0 FC6-4 E 2B	0-0 F9		0-3 K		0-0 HR			4	2	2	1	0	1	1					
Bernie Carbo, L OBP: 0.480, SLG: 0.604 Jimmy Stewart, S OBP: 0.245, SLG: 0.245 (1, 7) (8, FR) (9, 7)	4-0 FC6-4 BB		0-0 3-1		0-0 2B		1-0 CS HBP			2	0	1	0	1	0	0					
Tommy Helms, R OBP: 0.226, SLG: 0.243 (1, 4)	0-0 FC6-4		0-0 F4		0-3 K		0-0 6-3			4	0	0	1	0	1	4					
Woody Woodward, R OBP: 0.321, SLG: 0.300 Ty Cline, L OBP: 0.400, SLG: 0.250 Darrel Chaney, S OBP: 0.235, SLG: 0.260 (1, 6) (6, PH) (7, 6)	0-0 E4		0-0 G3		0-0 L4-3		0-0 F9			2	0	0	1	0	0	1					
Jim McGlothlin, R OBP: 0.256, SLG: 0.256 Angel Bravo, L OBP: 0.359, SLG: 0.273 Wayne Granger, R OBP: 0.321, SLG: 0.271 (1, 1) (7, PH) (8, 1)	0-0 K		0-3 2-3 3-H		0-0 2-3		0-0 F8			2	0	0	0	0	1	2					
Inning Stats	R: 0 E: 0 K: 0 S: 3	H: 0 LOB: 0 BB: 0 P: 3	R: 2 E: 1 K: 1 S: 8	H: 2 LOB: 2 BB: 1 P: 12	R: 0 E: 0 K: 1 S: 6	H: 2 LOB: 1 BB: 0 P: 6	R: 0 E: 0 K: 0 S: 3	H: 0 LOB: 0 BB: 0 P: 3	R: 1 E: 0 K: 0 S: 5	H: 2 LOB: 1 BB: 0 P: 5	R: 0 E: 0 K: 2 S: 8	H: 1 LOB: 1 BB: 0 P: 8	R: 0 E: 0 K: 0 S: 4	H: 1 LOB: 1 BB: 0 P: 4	R: 2 E: 0 K: 0 S: 4	H: 2 LOB: 1 BB: 0 P: 5		1B: 4 2B: 3 3B: 1 HR: 2	SF: 0 SAC: 0 DP: 0 HBP: 1	WP: 0 PB: 0 SB: 0 CS: 1	PA: 35
PITCHER	IP	WLS	BF	H	R	ER	SO	BB	IBB	HBP	BLK	WP	HR	S	P	ERA	WHIP				
Juan Marichal, R ERA: 5.63 Don McMahon, R ERA: 4.33 (1, 1) (8, 1)	7.0	L	32	10	5	5	4	1	0	0	0	0	0	2	39	6.43	1.571				

AB 33
R 5
H 10
RBI 5
BB 1
SO 4
LOB 17



Batter	1	2	3	4	5	6	7	8	9	AB	R	H	RBI	BB	SO	LOB	TOP			
Sonny Jackson, L OBP: 0.382, SLG: 0.327	F6		F7			F4			1-3	4	0	0	0	0	0	0	Atlanta Braves @ San Francisco Giants Candlestick Park, San Francisco, CA Fri Jun 26 1970, 10:05 PM EDT Att: 7,790 - Unknown			
Tony Gonzalez, L OBP: 0.309, SLG: 0.326	3-1				1B	F5			4-3	4	0	1	0	0	0	0				
Hank Aaron, R OBP: 0.387, SLG: 0.629				F7			K		F6	4	0	1	0	0	1	1				
Rico Carty, R OBP: 0.465, SLG: 0.668	FC6				K				1-3	3	0	0	0	0	1	2				
Orlando Cepeda, R OBP: 0.354, SLG: 0.494		F2			F7				4-3	3	0	0	0	0	0	1				
Bob Aspromonte, R OBP: 0.152, SLG: 0.125		4-3				6-3			3-1	3	0	0	0	0	0	0				
Gil Garrido, R OBP: 0.345, SLG: 0.371		5-3				6-3			4-3	3	0	0	0	0	0	0				
Bob Didier, S OBP: 0.221, SLG: 0.198				F6		6-3			F2	3	0	0	0	0	0	0				
Rick Kester, R (8, 1)										0	0	0	0	0	0	0				
Ron Reed, R (1, 1)				K2-3		4-3				2	0	0	0	0	1	0				
Hal King, L OBP: 0.424, SLG: 0.532									HR	1	1	1	1	0	0	0				
Inning Stats	R: 0 E: 0 K: 0 S: 4	H: 1 LOB: 1 BB: 0 P: 4	R: 0 E: 0 K: 0 S: 3	H: 0 LOB: 0 BB: 0 P: 3	R: 0 E: 0 K: 1 S: 5	H: 0 LOB: 0 BB: 0 P: 5	R: 0 E: 0 K: 1 S: 6	H: 1 LOB: 1 BB: 0 P: 6	R: 0 E: 0 K: 0 S: 3	H: 0 LOB: 0 BB: 0 P: 3	R: 0 E: 0 K: 1 S: 5	H: 0 LOB: 0 BB: 0 P: 5	R: 0 E: 0 K: 0 S: 3	H: 0 LOB: 0 BB: 0 P: 3	R: 1 E: 0 K: 0 S: 4	H: 1 LOB: 0 BB: 0 P: 4	1B: 2 2B: 0 3B: 0 HR: 1	SF: 0 SAC: 0 DP: 0 HBP: 0	WP: 0 PB: 0 SB: 0 CS: 0	PA: 30
PITCHER Gaylord Perry, R ERA: 3.81	IP: 9.0 WLS: W BF: 30 H: 3 R: 1 ER: 1 SO: 3 BB: 0 IBB: 0 HBP: 0 BLK: 0 WP: 0 HR: 1 S: 36 P: 36 ERA: 1.00 WHIP: 0.333																			

Batter	1	2	3	4	5	6	7	8	9	AB	R	H	RBI	BB	SO	LOB	BOTTOM			
Bobby Bonds, R OBP: 0.384, SLG: 0.491	HR		3B	1B		F9				3	2	2	1	1	0	0	Atlanta Braves @ San Francisco Giants Candlestick Park, San Francisco, CA Fri Jun 26 1970, 10:05 PM EDT Att: 7,790 - Unknown			
Bob Heise, R OBP: 0.283, SLG: 0.263	F3		1B	3B		F7			F9	4	1	1	1	0	0	1				
Willie Mays, R OBP: 0.388, SLG: 0.558						K			F9	2	0	0	0	2	1	1				
Willie McCovey, L OBP: 0.426, SLG: 0.577						BB			F9	4	0	1	1	0	0	2				
Ken Henderson, S OBP: 0.415, SLG: 0.491						1B			F9	4	1	2	0	0	0	2				
Dick Dietz, R OBP: 0.432, SLG: 0.599									2B	4	0	2	0	0	0	3				
Al Gallagher, R OBP: 0.344, SLG: 0.393									F3	4	0	1	1	0	0	5				
Hal Lanier, R OBP: 0.292, SLG: 0.331									2B	4	0	0	0	0	0	2				
Gaylord Perry, R OBP: 0.103, SLG: 0.121									F5	4	0	0	0	0	3	2				
Inning Stats	R: 1 E: 0 K: 0 S: 4	H: 1 LOB: 1 BB: 1 P: 8	R: 0 E: 0 K: 0 S: 4	H: 1 LOB: 1 BB: 0 P: 4	R: 2 E: 0 K: 1 S: 9	H: 4 LOB: 2 BB: 0 P: 9	R: 0 E: 0 K: 1 S: 5	H: 0 LOB: 1 BB: 1 P: 9	R: 0 E: 0 K: 0 S: 4	H: 1 LOB: 2 BB: 1 P: 8	R: 0 E: 0 K: 1 S: 5	H: 0 LOB: 0 BB: 0 P: 5	R: 0 E: 0 K: 0 S: 3	H: 0 LOB: 0 BB: 0 P: 3	R: 1 E: 0 K: 1 S: 7	H: 2 LOB: 1 BB: 0 P: 7		1B: 6 2B: 1 3B: 1 HR: 1	SF: 0 SAC: 0 DP: 0 HBP: 0	WP: 1 PB: 0 SB: 2 CS: 0
PITCHER Ron Reed, R ERA: 2.77 Rick Kester, R ERA: 11.05	IP: 7.0 WLS: L BF: 31 H: 7 R: 3 ER: 3 SO: 3 BB: 3 IBB: 0 HBP: 0 BLK: 0 WP: 0 HR: 1 S: 34 P: 46 ERA: 3.86 WHIP: 1.429																			

Batter	1	2	3	4	5	6	7	8	9	AB	R	H	RBI	BB	SO	LOB	TOP					
Gil Garrido, R (1, 6) OBP: 0.351, SLG: 0.373	0-3 K		0-0 1B		4-0 BB		4-0 FC4-6 BB		0-0 4-3	2	0	1	0	1	1	0	Atlanta Braves @ San Francisco Giants Candlestick Park, San Francisco, CA Sat Jun 27 1970, 6:33 AM EDT Att: 10,644 - Unknown					
Mike Lum, L (7, PH) OBP: 0.299, SLG: 0.329			1-2 1B		1-2 BB		1-2 2-3 BB			0	0	0	0	1	0	0						
Sonny Jackson, L (7, PR) OBP: 0.380, SLG: 0.325										1	0	0	0	0	0	2						
Felix Milten, R (1, 4) OBP: 0.326, SLG: 0.383	0-0 1-3		0-0 L3		0-0 3-1		0-0 FC4-6			4	0	0	0	0	0	7						
Hank Aaron, R (1, 9) OBP: 0.385, SLG: 0.621	4-0 BB			0-0 F6		0-3 K		0-0 F7		3	0	0	0	1	1	0						
Rico Carty, R (1, 7) OBP: 0.462, SLG: 0.660	0-0 1-3			0-0 F9		0-0 1-3		4-0 BB		3	0	0	0	1	0	1						
Orlando Cepeda, R (1, 3) OBP: 0.352, SLG: 0.490			0-0 F9		0-0 1B		0-0 4-3		0-0 G6-4-3 BB	4	0	1	0	0	0	1						
Tony Gonzalez, L (1, 8) OBP: 0.312, SLG: 0.326			0-0 4-3		0-3 K		0-0 BB 1B		4-0 BB BB	3	0	1	0	1	1	1						
Bob Aspromonte, R (1, 5) OBP: 0.189, SLG: 0.118			0-0 6-3		0-0 5-3		4-0 BB BB		4-0 BB BB	2	0	0	0	2	0	0						
Bob Tillman, R (1, 2) OBP: 0.303, SLG: 0.392					0-0 FC1-6 1B		0-0 FC4-6 1B		0-3 K	4	0	2	0	0	2	4						
George Stone, L (1, 1) OBP: 0.286, SLG: 0.256					0-0 FC1-6 1B		0-0 FC4-6 BB		0-0 F9	2	0	0	0	0	0	2						
Hal King, L (7, PH) OBP: 0.417, SLG: 0.521									0-0 F8	1	0	0	0	0	0	2						
Hoyt Wilhelm, R (7, 1) OBP: 0.357, SLG: 0.714										0	0	0	0	0	0	0						
Tommie Aaron, R (9, PH) OBP: 0.357, SLG: 0.714										1	0	0	0	0	0	2						
Inning Stats	R: 0 E: 0 K: 1 S: 5	H: 0 LOB: 1 BB: 1 P: 9	R: 0 E: 0 K: 0 S: 3	H: 0 LOB: 0 BB: 0 P: 3	R: 0 E: 0 K: 0 S: 4	H: 2 LOB: 1 BB: 0 P: 4	R: 0 E: 0 K: 1 S: 6	H: 1 LOB: 1 BB: 0 P: 6	R: 0 E: 0 K: 0 S: 4	H: 1 LOB: 2 BB: 1 P: 8	R: 0 E: 0 K: 1 S: 5	H: 0 LOB: 0 BB: 0 P: 5	R: 0 E: 0 K: 1 S: 6	H: 1 LOB: 3 BB: 2 P: 14	R: 0 E: 0 K: 0 S: 2	H: 0 LOB: 0 BB: 1 P: 6	R: 0 E: 0 K: 1 S: 5	H: 0 LOB: 2 BB: 2 P: 13	1B: 5 2B: 1 3B: 0 HR: 0	SF: 0 SAC: 0 DP: 2 HBP: 0	WP: 0 PB: 0 SB: 1 CS: 0	PA: 37
PITCHER	IP	WLS	BF	H	R	ER	SO	BB	IBB	HBP	BLK	WP	HR	S	P	ERA	WHIP					
Skip Pitlock, L (1, 1) ERA: 4.19	5.0	W	20	4	0	0	2	2	0	0	0	0	0	22	30	0.00	1.200					
Frank Reberger, R (6, 1) ERA: 6.85	3.0		14	1	0	0	2	5	0	0	0	0	0	13	33	0.00	2.000					
Don McMahon, R (9, 1) ERA: 4.21	1.0	S	3	0	0	0	1	0	0	0	0	0	0	5	5	0.00	0.000					

AB	30
R	0
H	5
RBI	0
BB	7
SO	5
LOB	22



Batter	1	2	3	4	5	6	7	8	9	AB	R	H	RBI	BB	SO	LOB	BOTTOM				
Bobby Bonds, R (1, 9) OBP: 0.386, SLG: 0.489	0-3 K				0-0 L1-4 1B		0-3 K			3	0	1	0	1	2	0	Atlanta Braves @ San Francisco Giants Candlestick Park, San Francisco, CA Sat Jun 27 1970, 6:33 AM EDT Att: 10,644 - Unknown				
Bob Heise, R (1, 4) OBP: 0.250, SLG: 0.250	0-0 6-3				0-0 L1-4		0-0 5-3			4	0	0	0	0	0	3					
Willie Mays, R (1, 8) OBP: 0.387, SLG: 0.559	0-0 5-3				0-0 3-1		4-0 1B BB			3	0	1	0	0	0	0					
Frank Johnson, R (6, 7) OBP: 0.353, SLG: 0.386										0	0	0	0	1	0	0					
Willie McCovey, L (1, 3) OBP: 0.427, SLG: 0.576					0-0 E4 1B HR		0-0 K		0-0 1-3 1B	4	1	2	0	0	1	1					
Ken Henderson, S (1, 7) OBP: 0.413, SLG: 0.487					0-0 HR 1B		0-0 F9		0-0 F9	4	1	1	0	0	1	3					
Dick Dietz, R (1, 2) OBP: 0.433, SLG: 0.609					0-0 HR 1B		4-0 1B BB		0-3 K	3	1	1	3	1	1	1					
Al Gallagher, R (1, 5) OBP: 0.348, SLG: 0.396					0-0 G3		0-0 FC6-4 1B		0-0 1B	4	0	2	0	0	1	0					
Hal Lanier, R (1, 6) OBP: 0.291, SLG: 0.330					0-0 SH1-4 1B		0-0 FC6-4		0-0 F8	4	0	1	0	0	0	3					
Skip Pitlock, L (1, 1) ERA: 3.43	6.0	L	27	7	3	2	6	1	0	0	0	0	0	37	45	3.00	1.333				
Frank Reberger, L (6, 1) ERA: 3.03	2.0		9	2	0	0	2	1	0	0	0	0	0	12	16	0.00	1.500				
Don McMahon, R (9, 1) ERA: 3.03										0	0	0	0	0	0	0					
Inning Stats	R: 0 E: 0 K: 1 S: 5	H: 0 LOB: 0 BB: 0 P: 5	R: 3 E: 1 K: 1 S: 9	H: 3 LOB: 2 BB: 1 P: 13	R: 0 E: 0 K: 1 S: 6	H: 1 LOB: 1 BB: 0 P: 6	R: 0 E: 0 K: 1 S: 5	H: 0 LOB: 0 BB: 0 P: 5	R: 0 E: 0 K: 1 S: 6	H: 2 LOB: 1 BB: 0 P: 6	R: 0 E: 0 K: 1 S: 6	H: 1 LOB: 2 BB: 1 P: 10	R: 0 E: 0 K: 1 S: 6	H: 1 LOB: 2 BB: 1 P: 10	R: 0 E: 0 K: 1 S: 6	H: 1 LOB: 1 BB: 0 P: 6	1B: 7 2B: 2 3B: 0 HR: 1	SF: 0 SAC: 1 DP: 1 HBP: 0	WP: 0 PB: 0 SB: 0 CS: 0	PA: 36	
PITCHER	IP	WLS	BF	H	R	ER	SO	BB	IBB	HBP	BLK	WP	HR	S	P	ERA	WHIP				
George Stone, L (1, 1) ERA: 3.43	6.0	L	27	7	3	2	6	1	0	0	0	0	0	37	45	3.00	1.333				
Hoyt Wilhelm, R (7, 1) ERA: 3.03	2.0		9	2	0	0	2	1	0	0	0	0	0	12	16	0.00	1.500				

AB	32
R	3
H	9
RBI	3
BB	3
SO	8
LOB	14

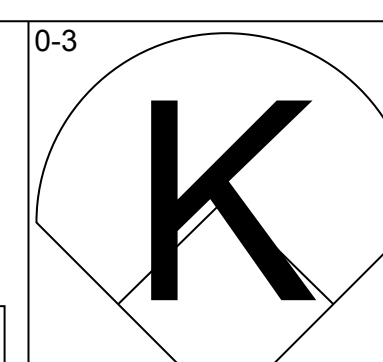
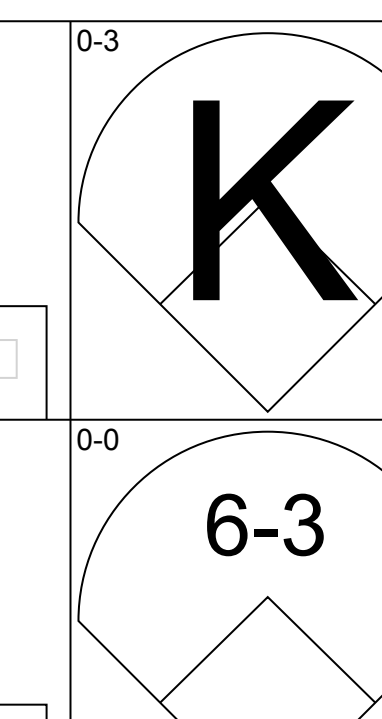
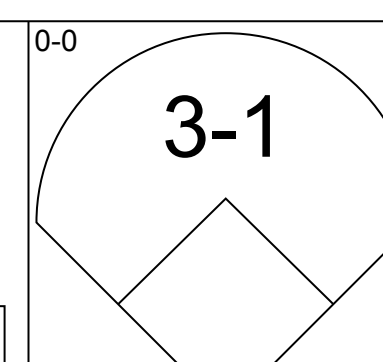
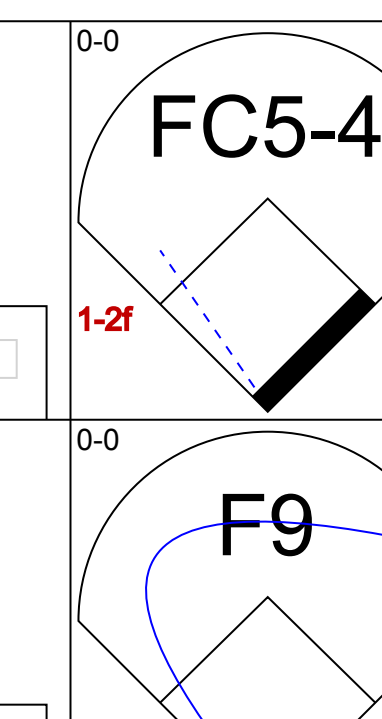
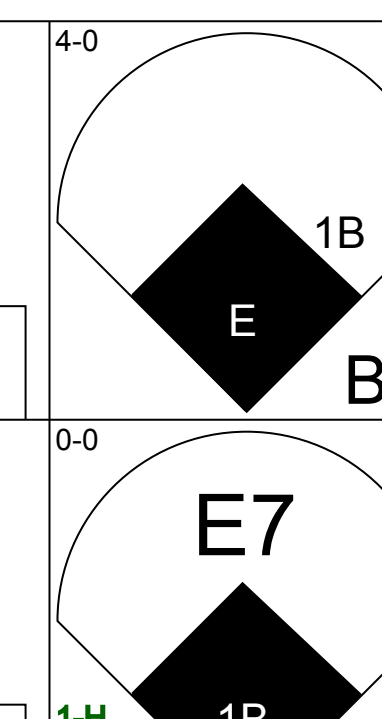
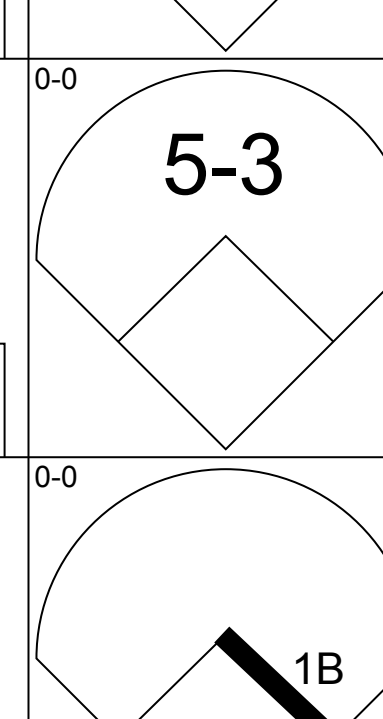
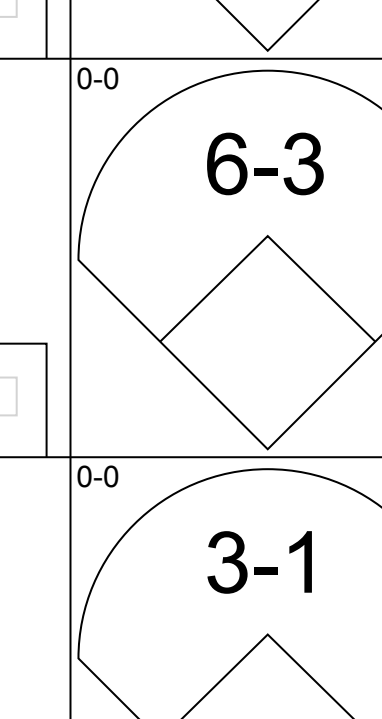
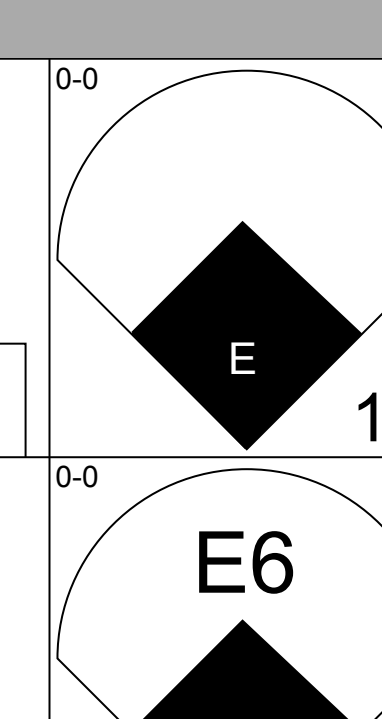
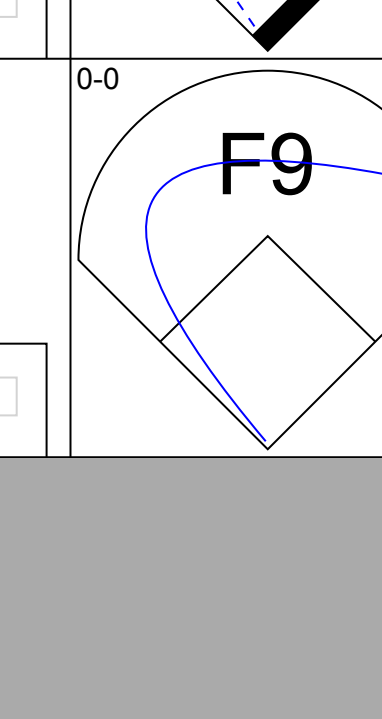
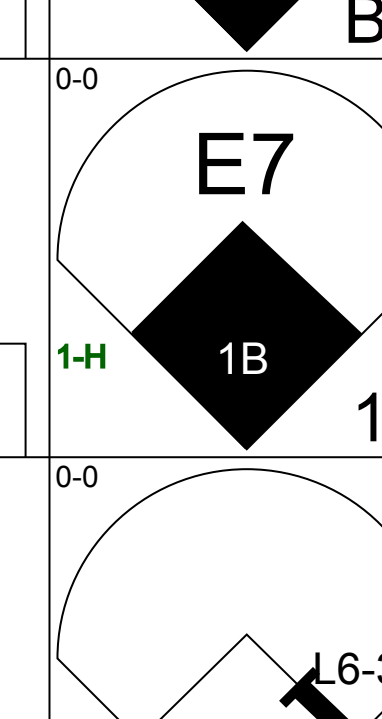
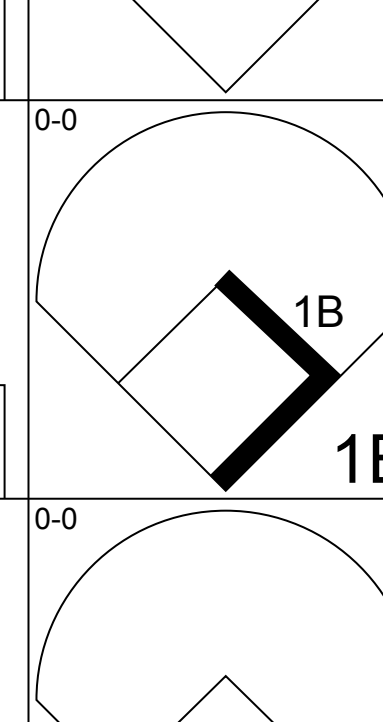
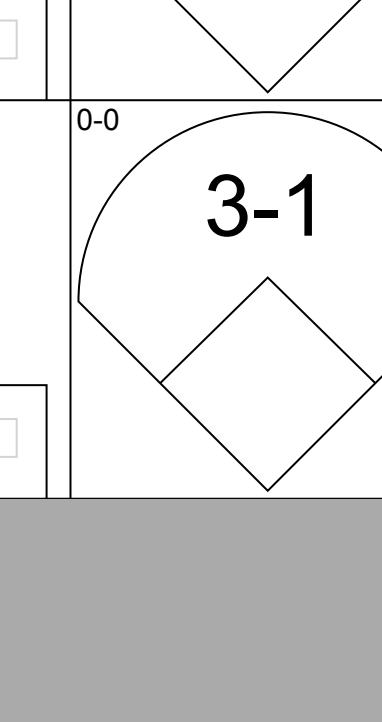
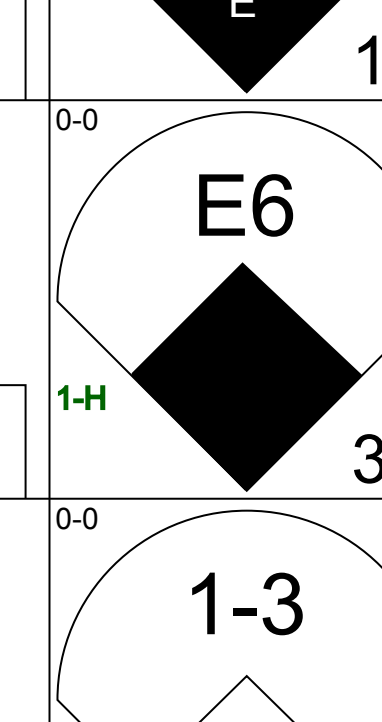
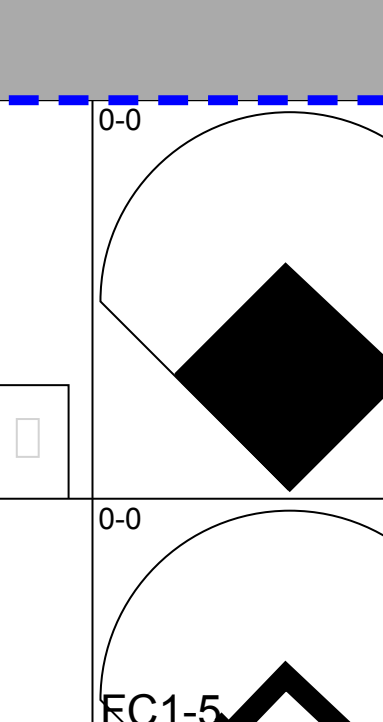
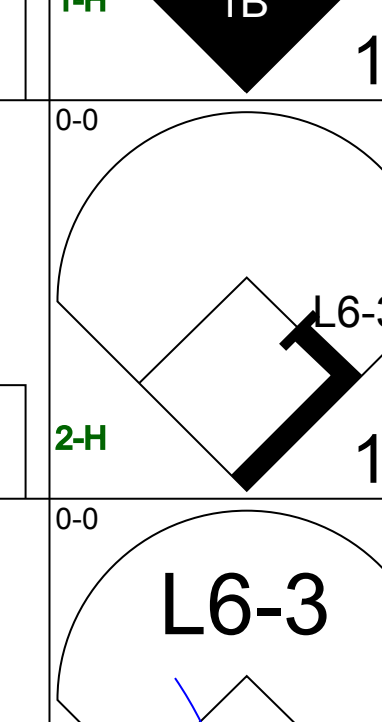
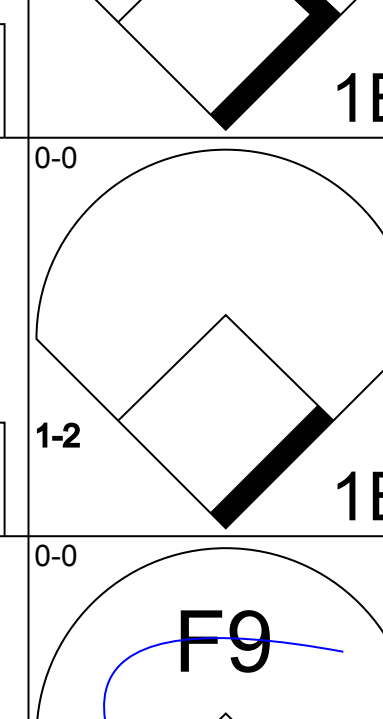
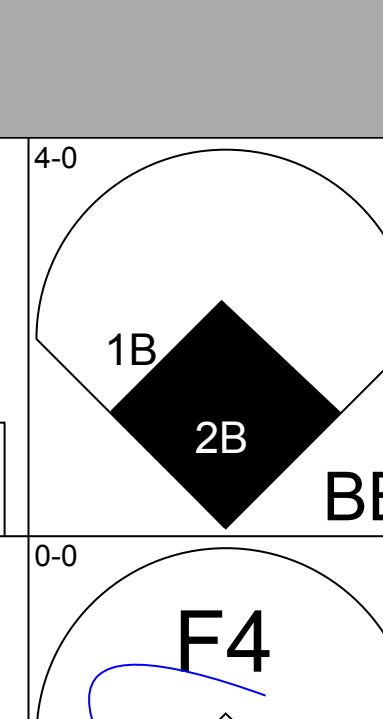
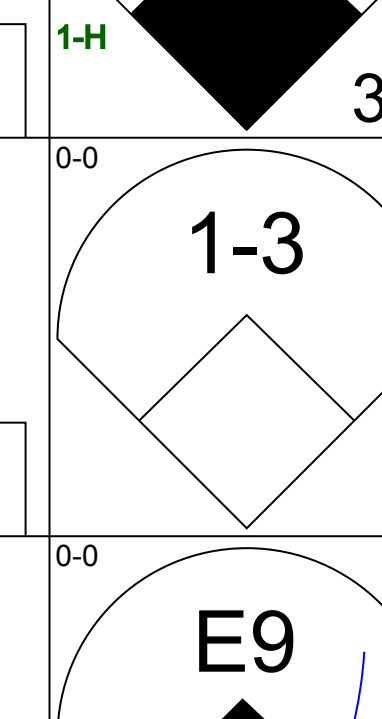
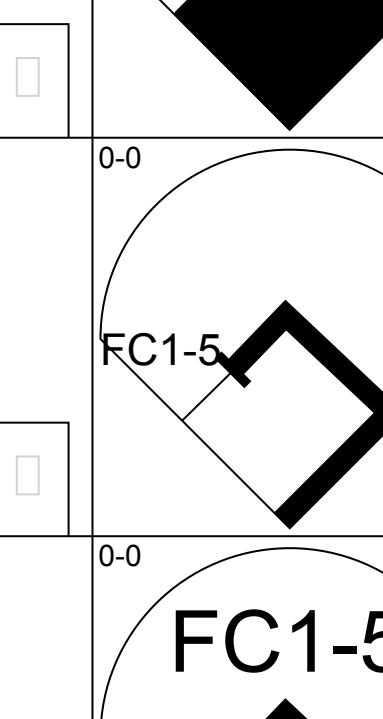
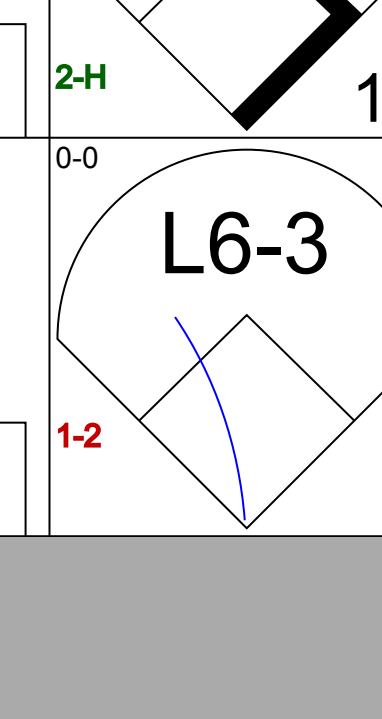
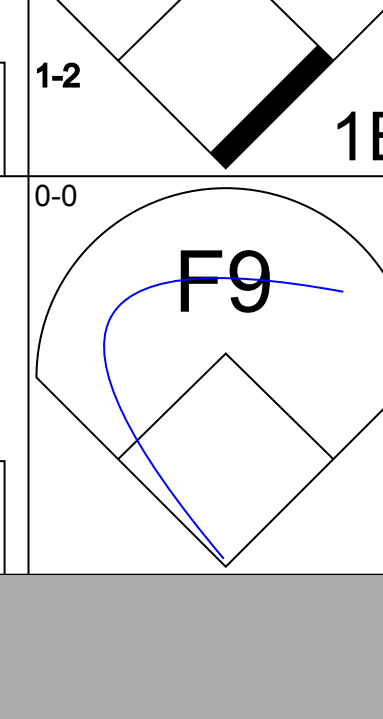
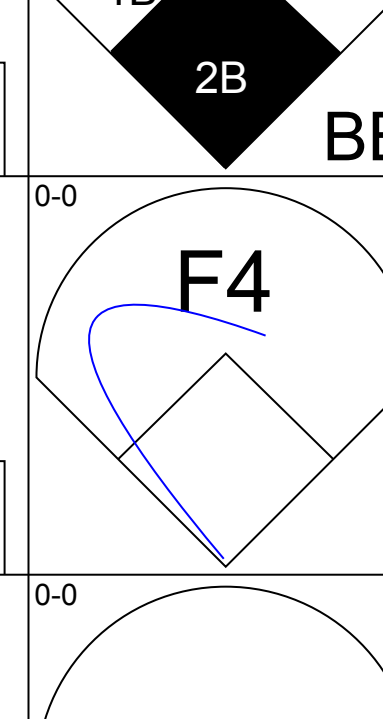
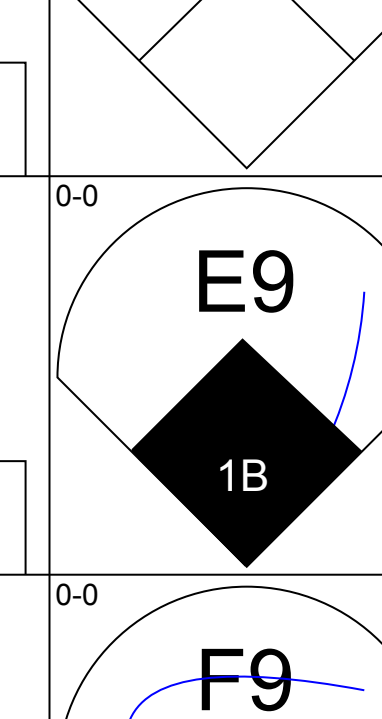
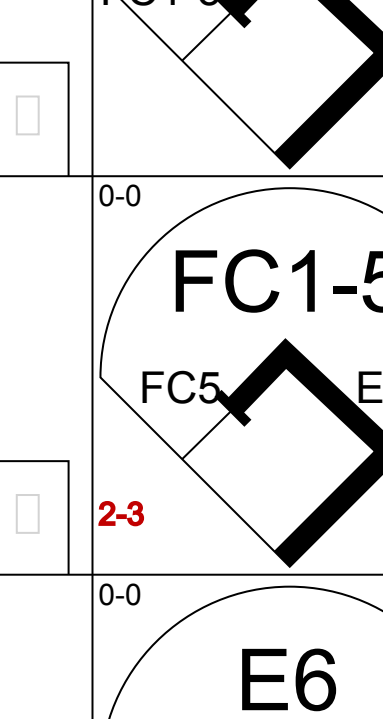
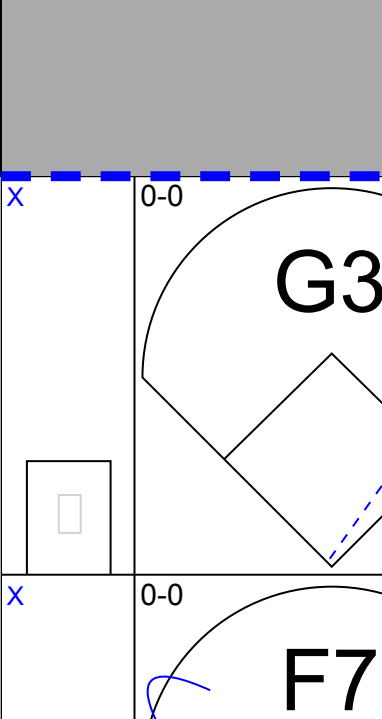
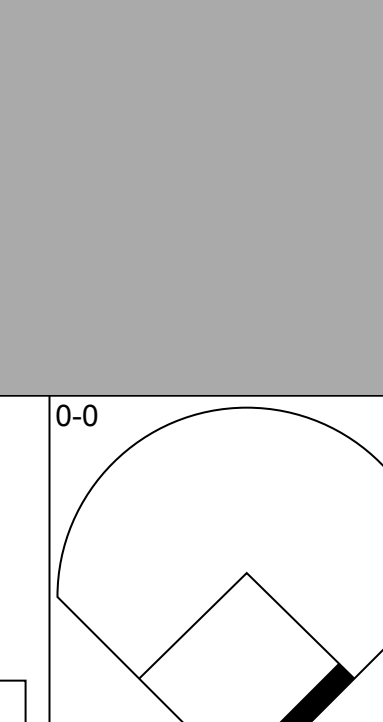
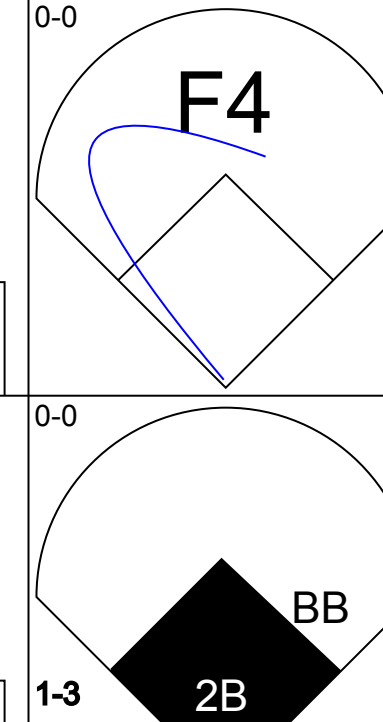
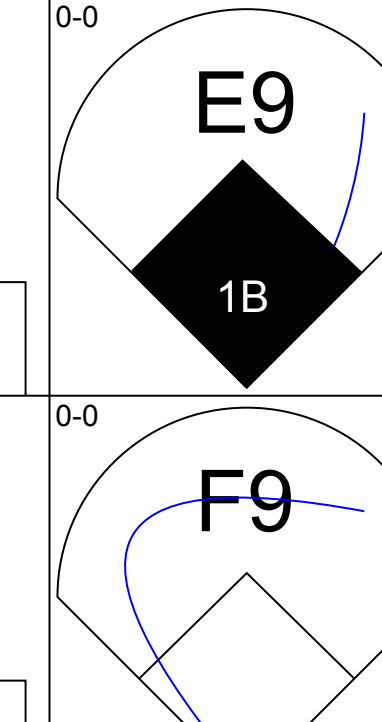
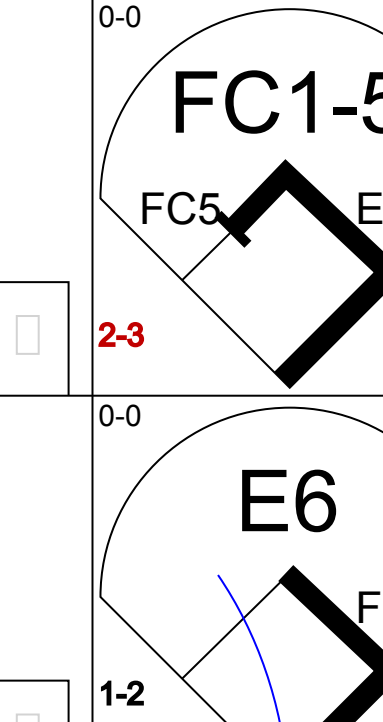
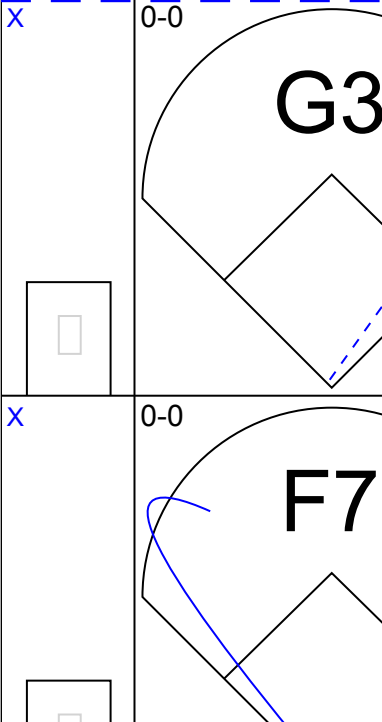

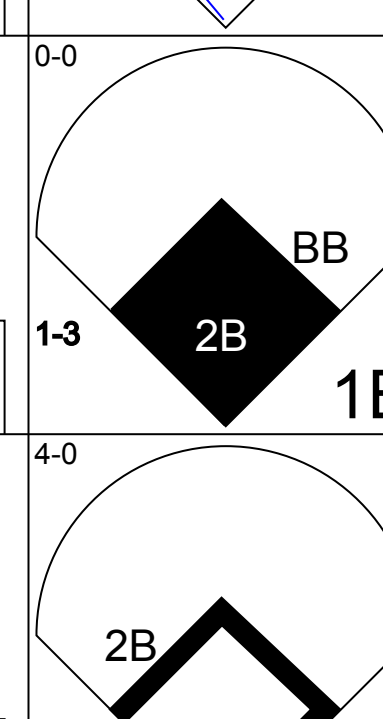
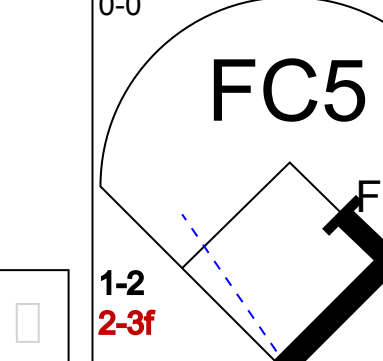
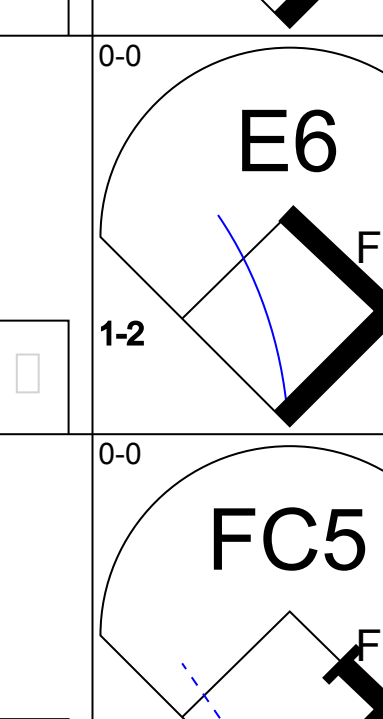
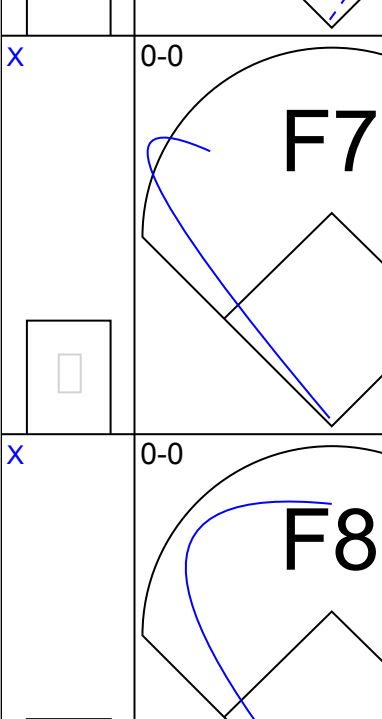
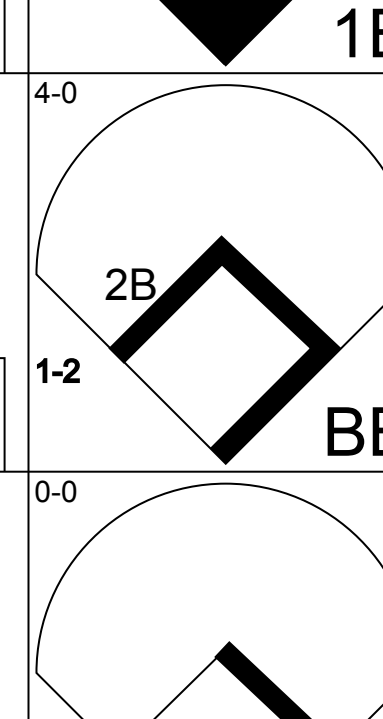
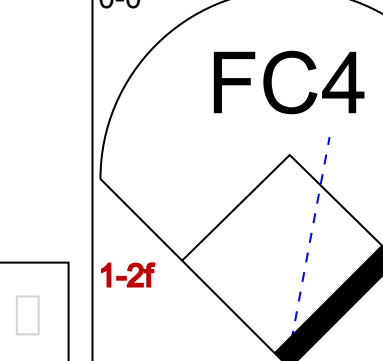
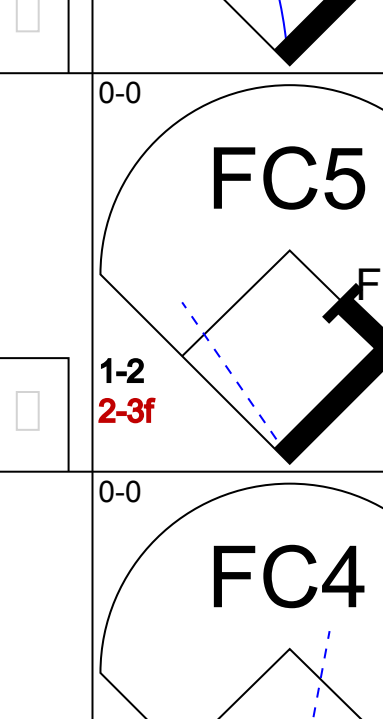
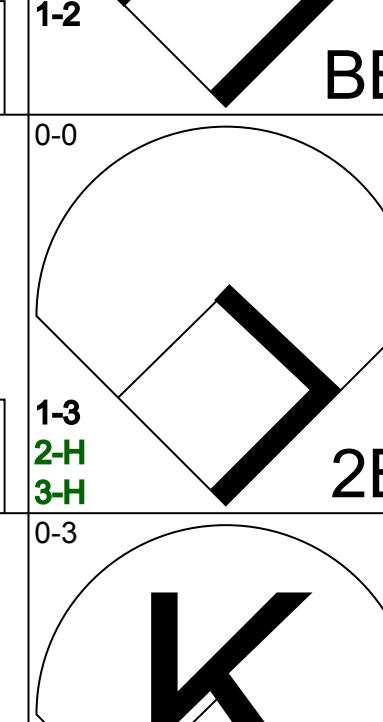
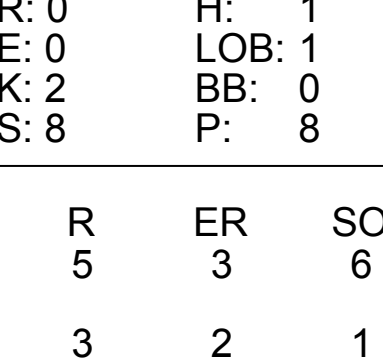
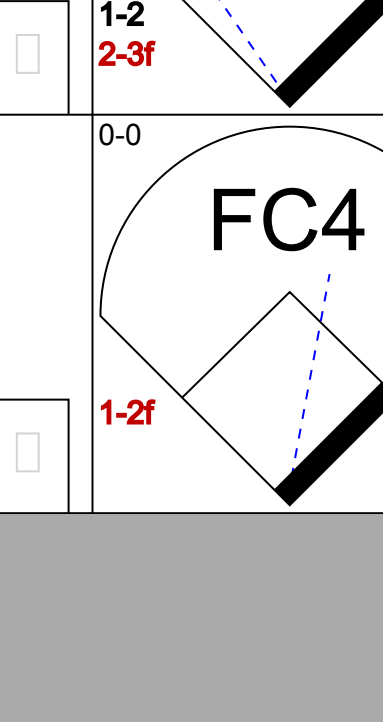

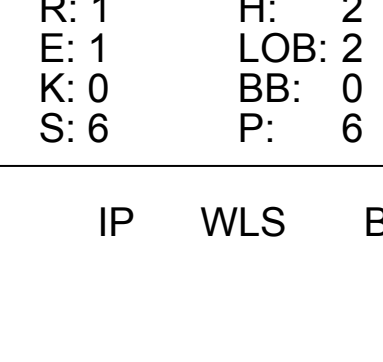
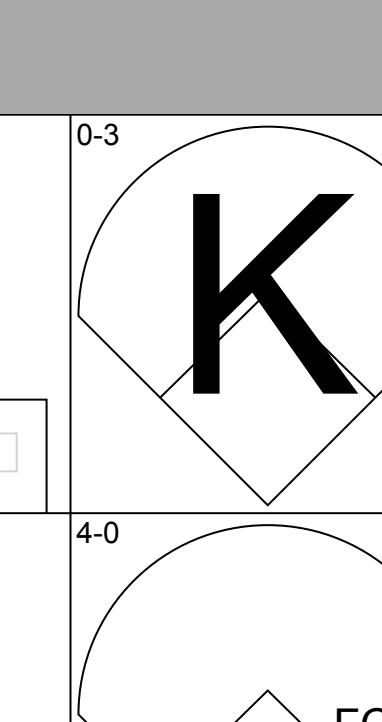
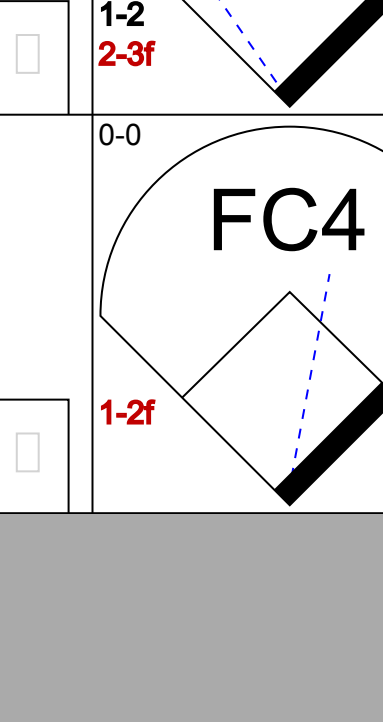


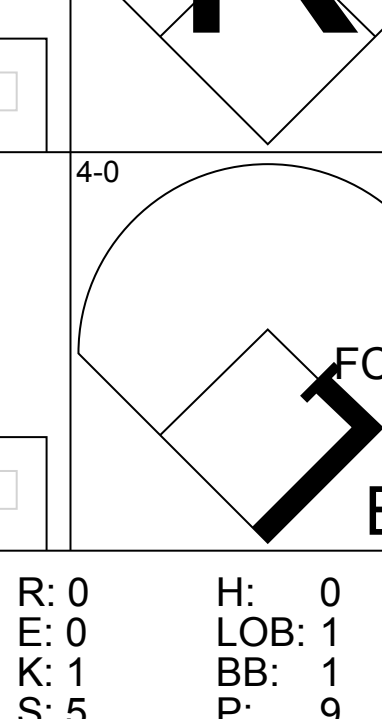
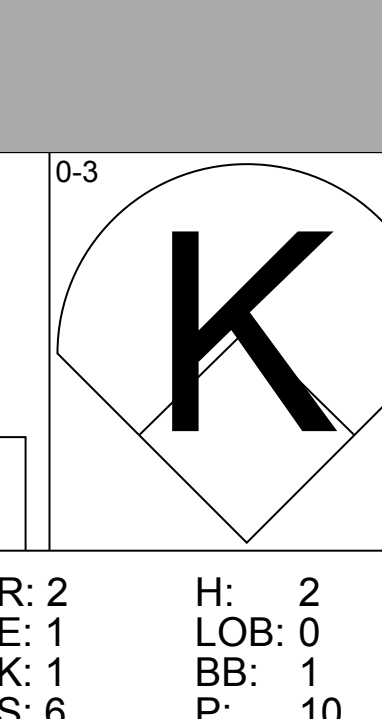


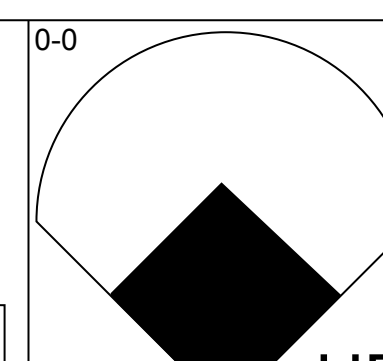
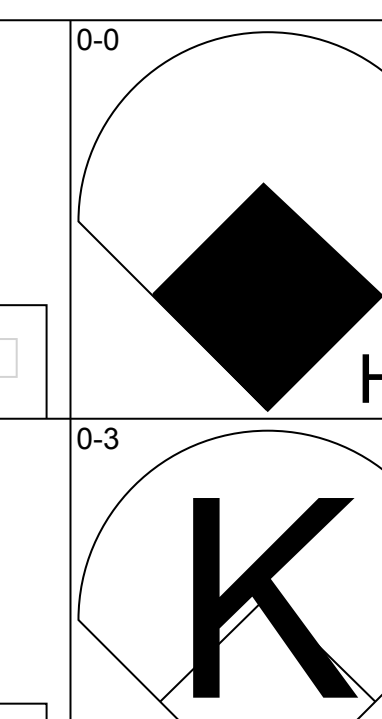
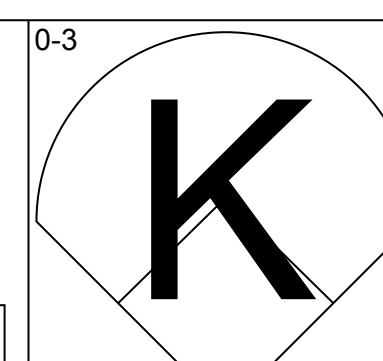
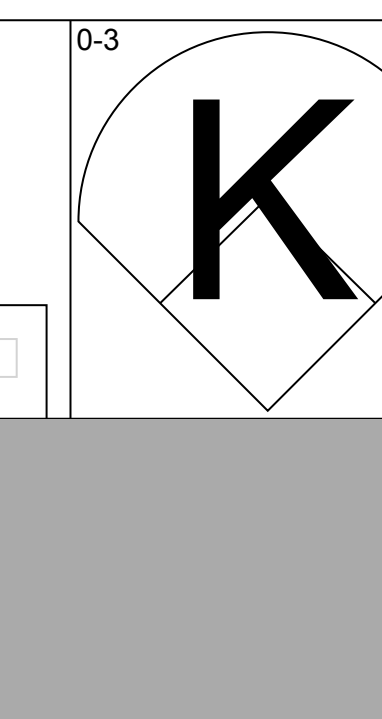
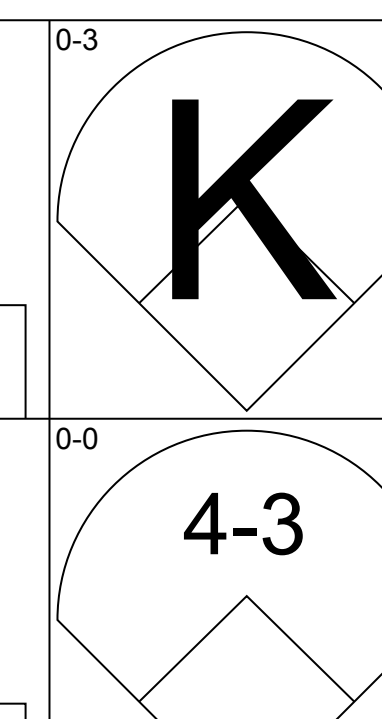
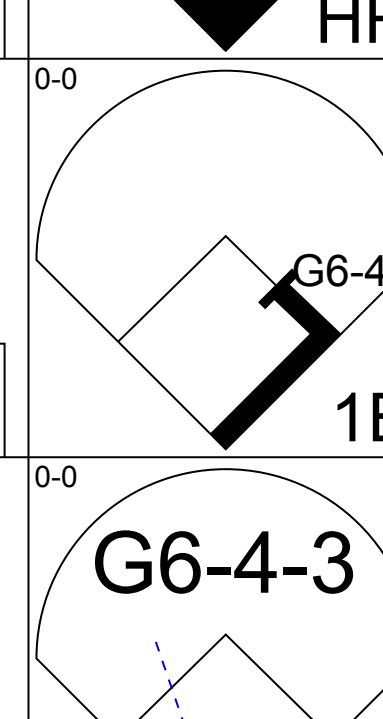
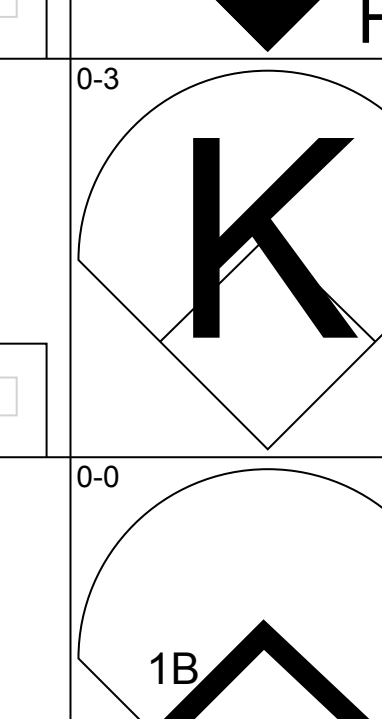
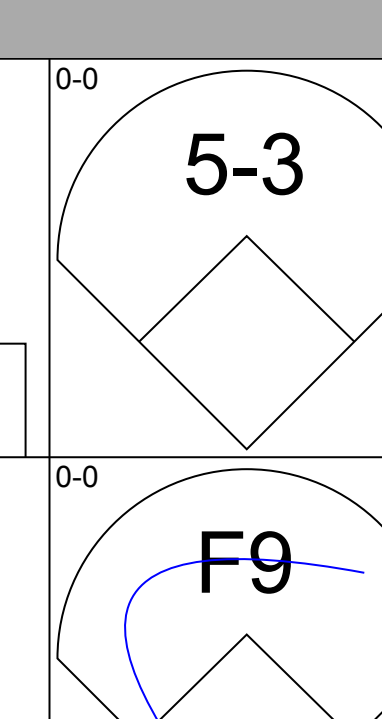
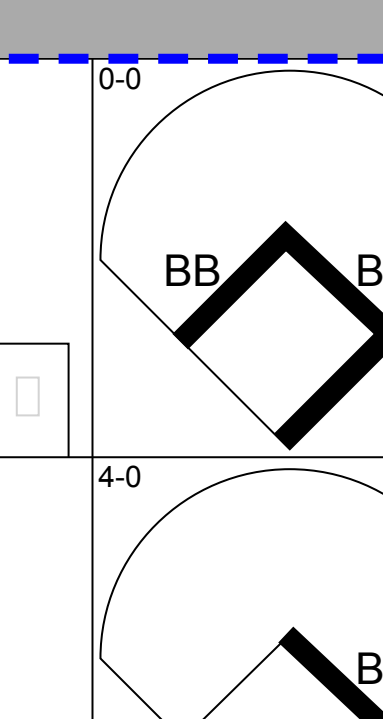
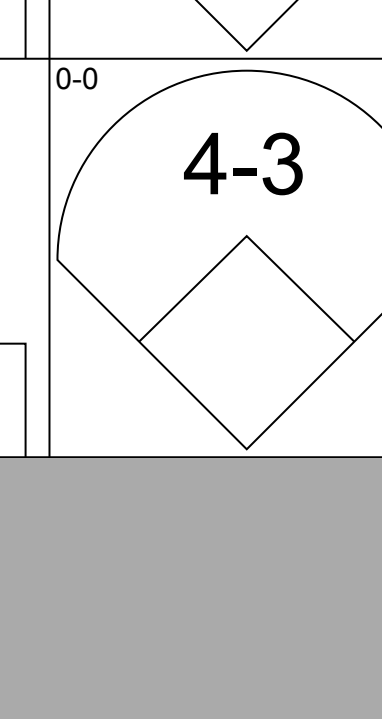
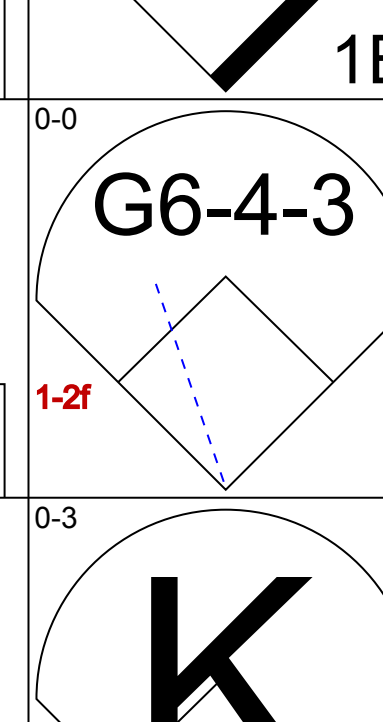
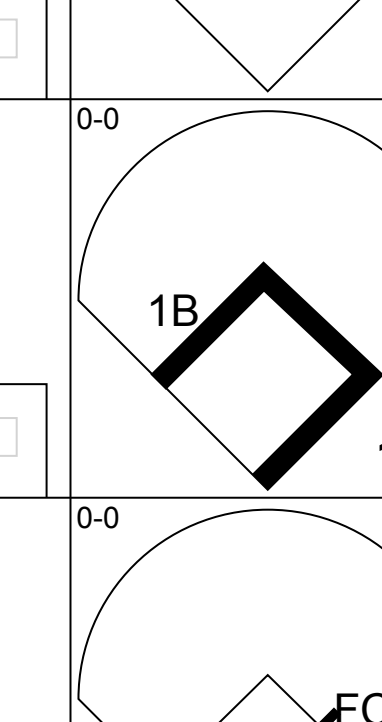
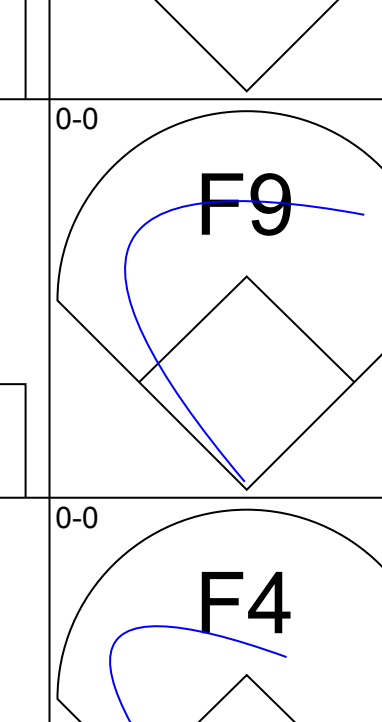
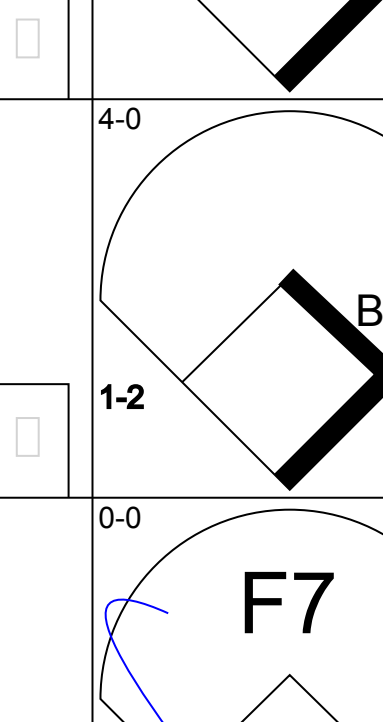
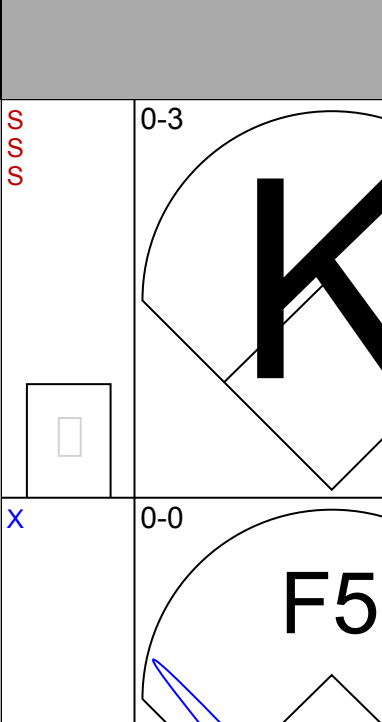
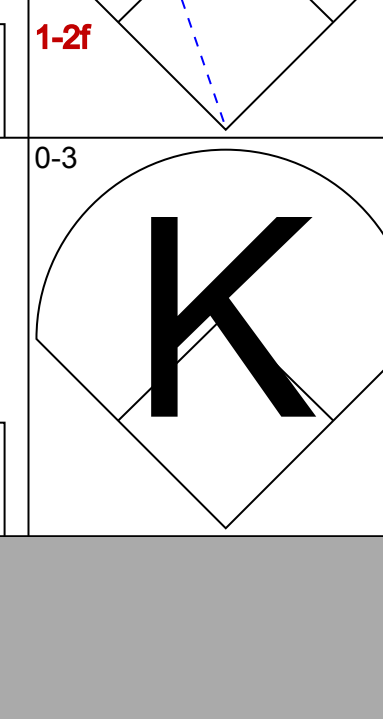
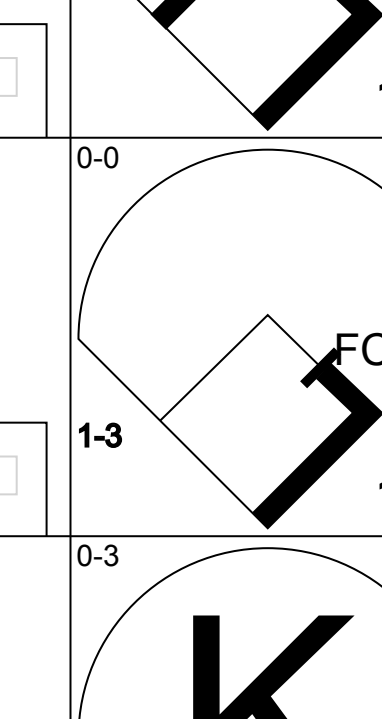
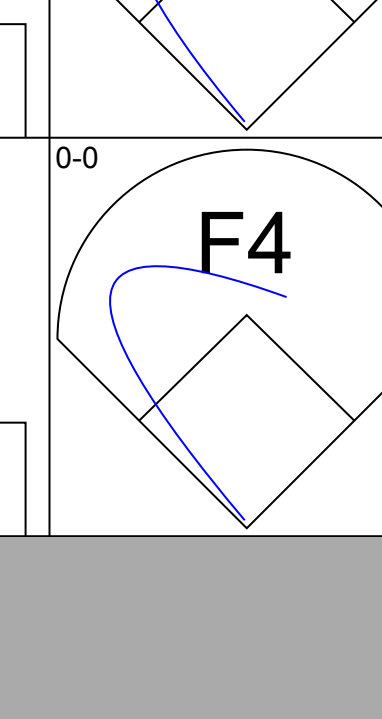
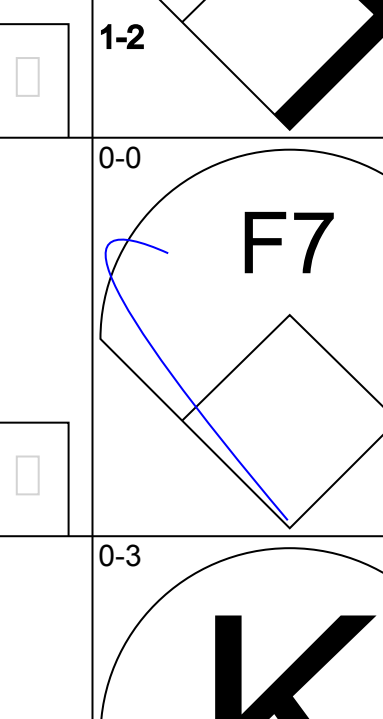
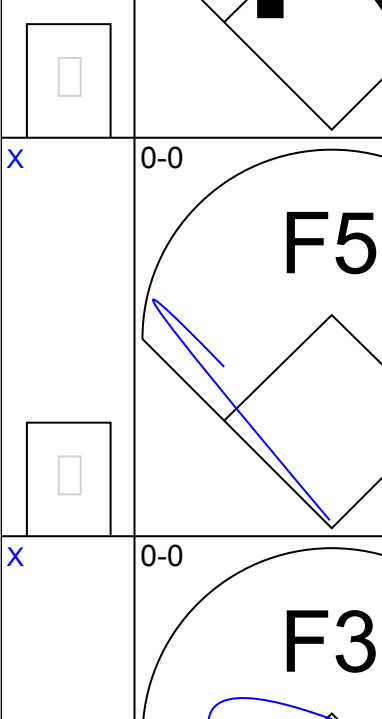
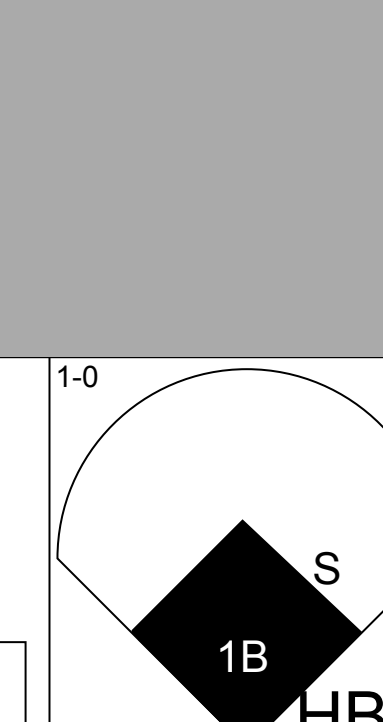
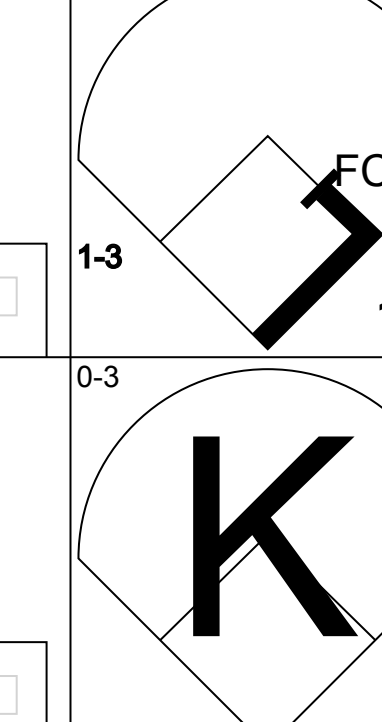
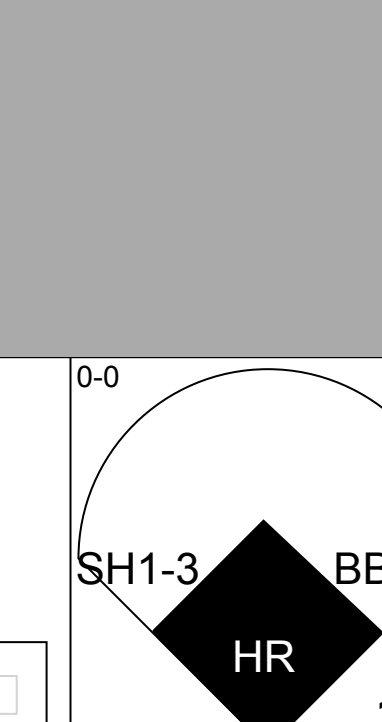
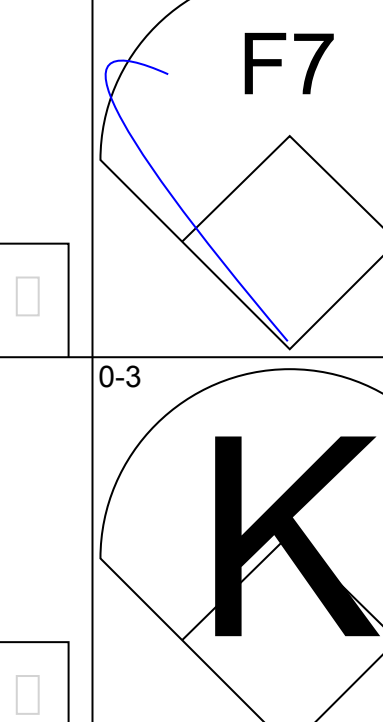
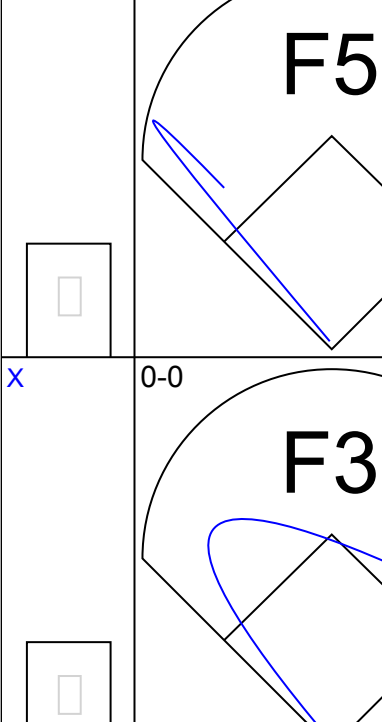
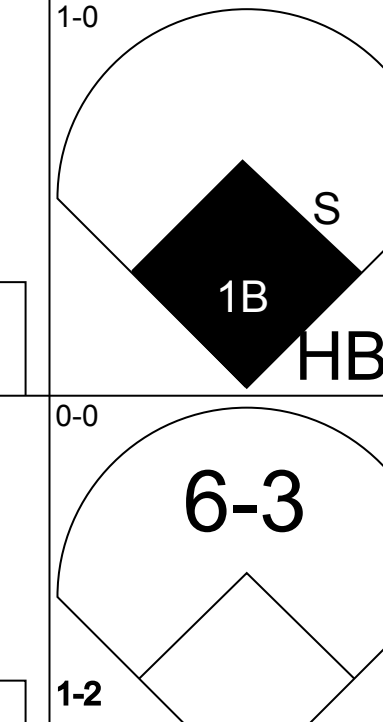
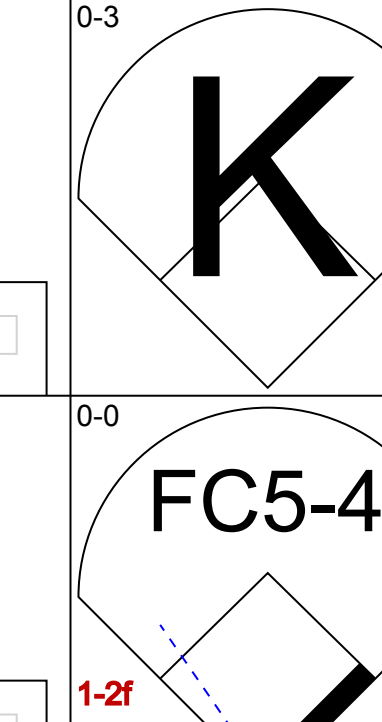
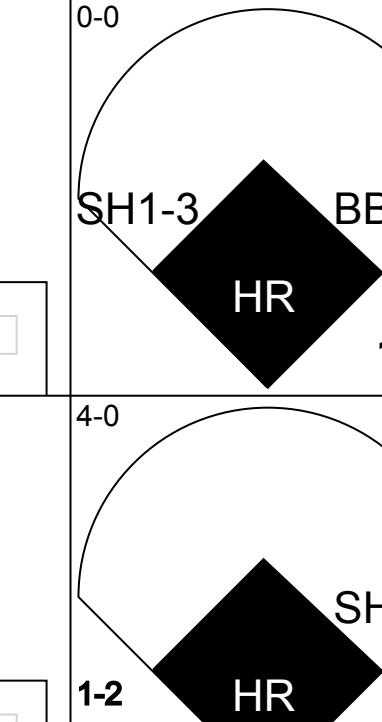
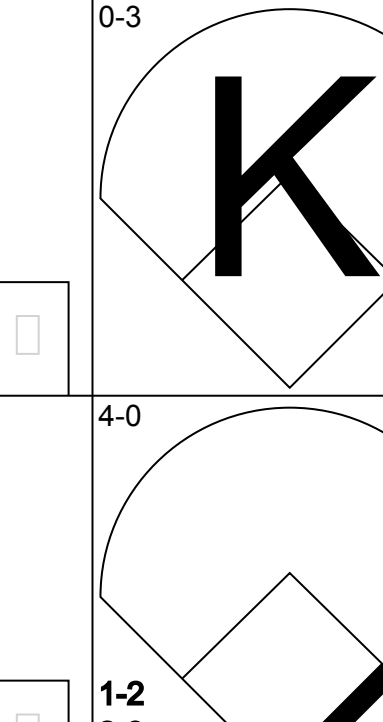
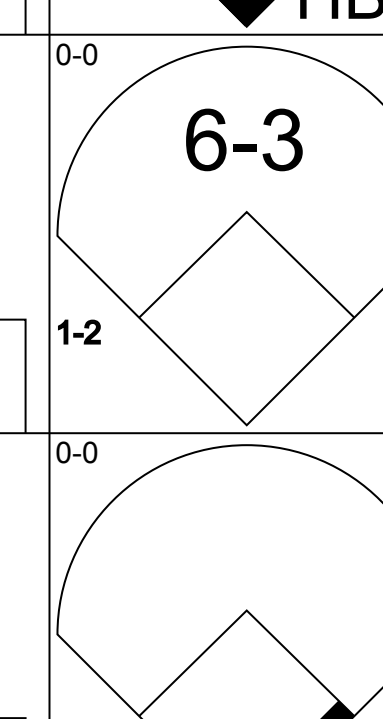
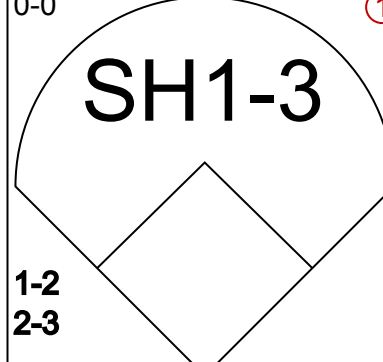
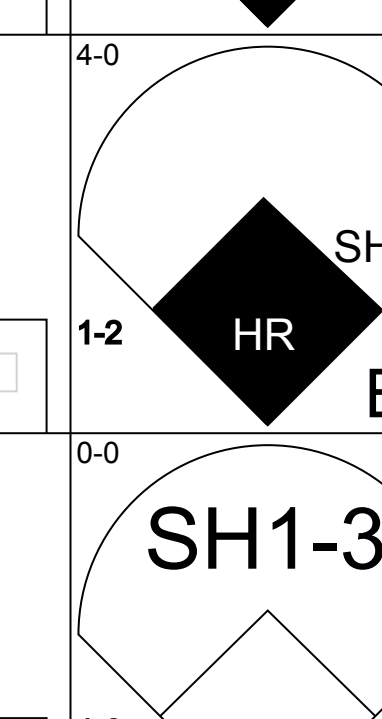
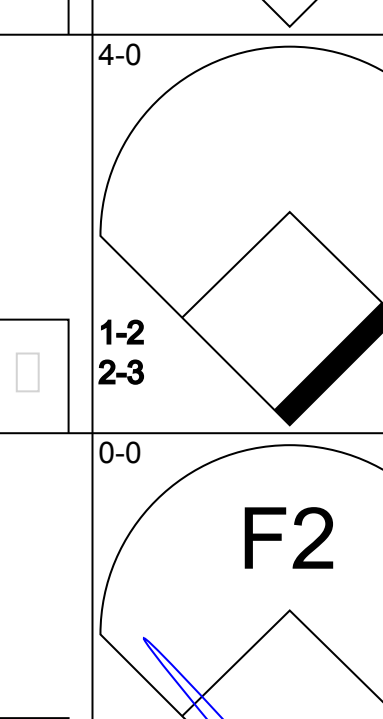
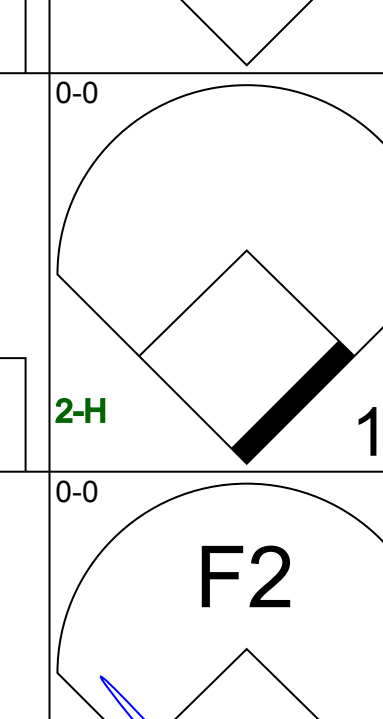
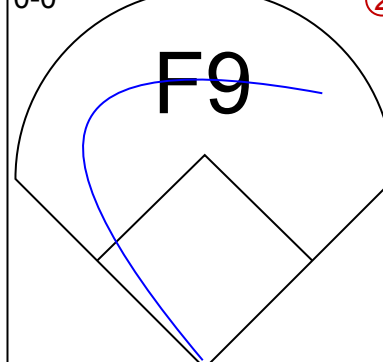
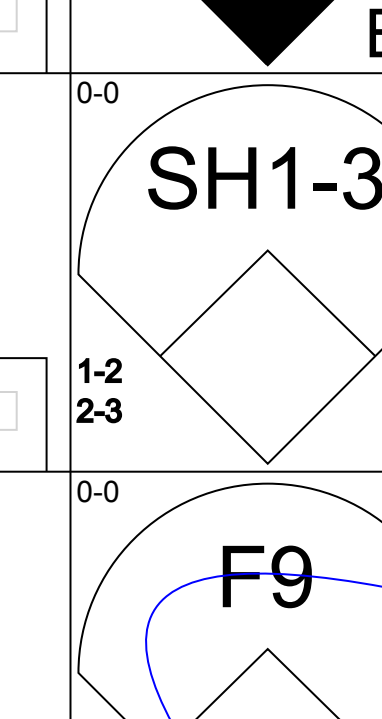
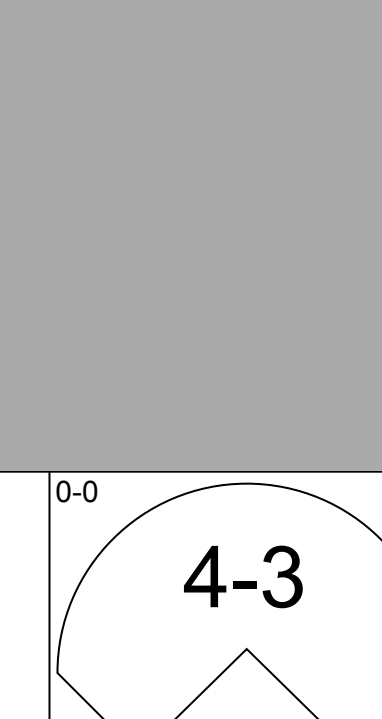
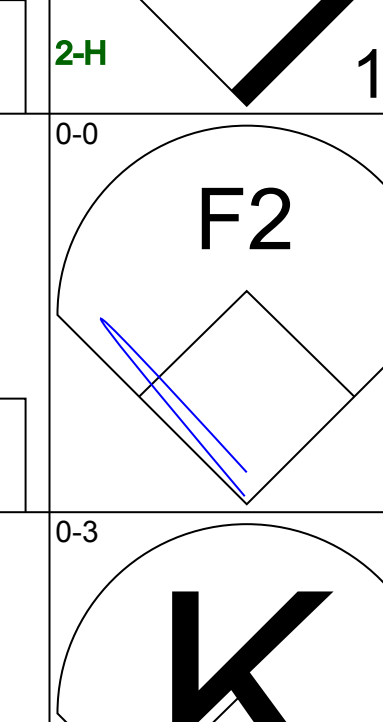
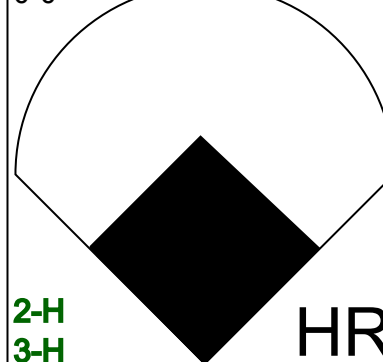
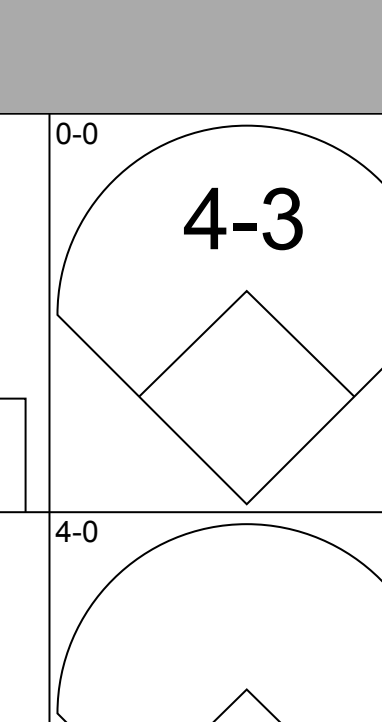
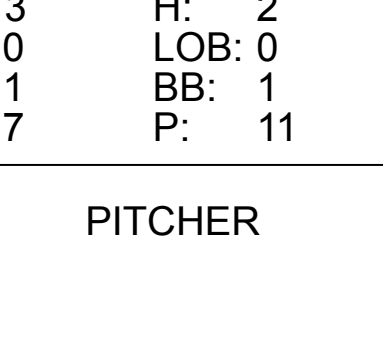

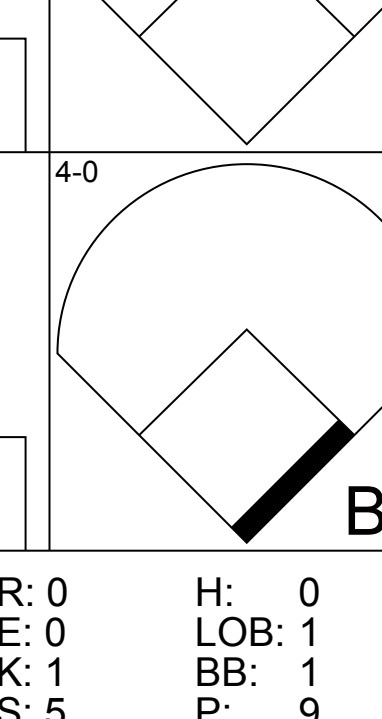
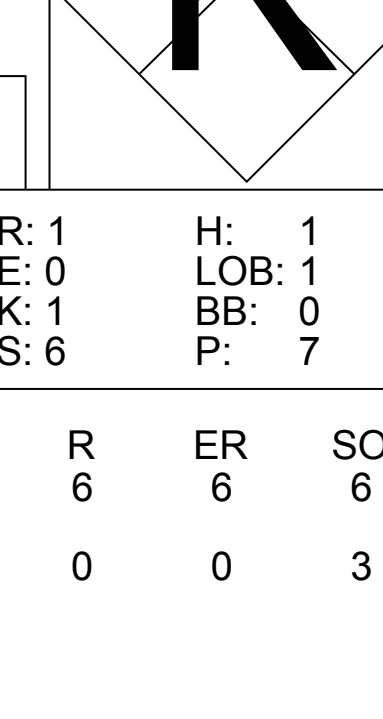
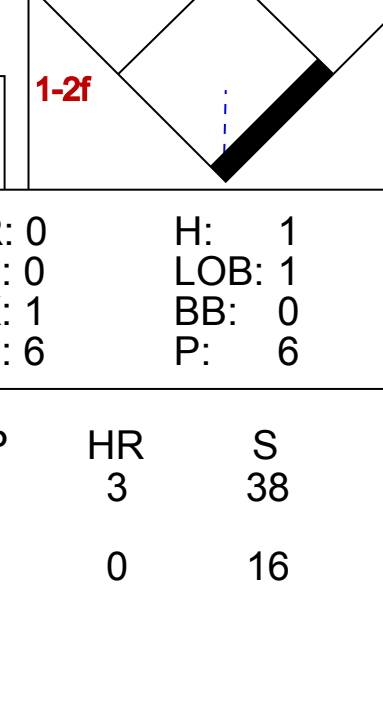
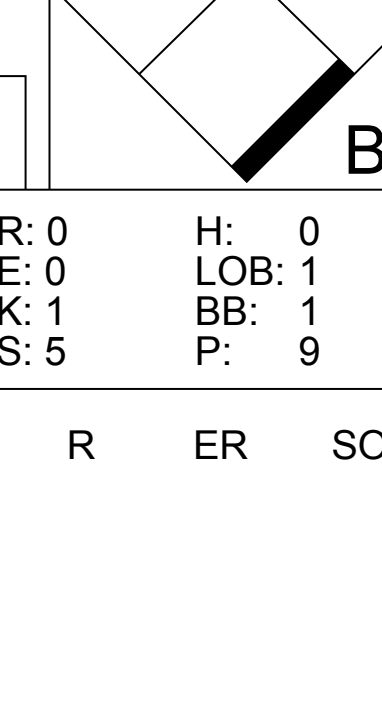
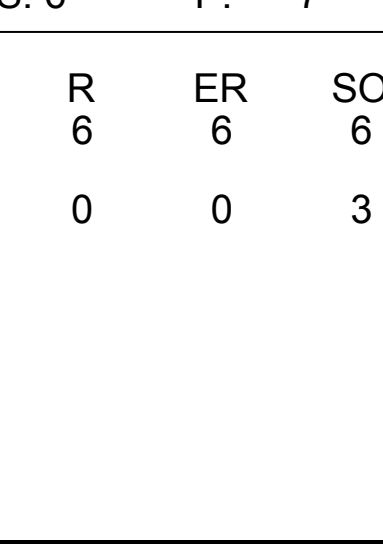


Batter	1	2	3	4	5	6	7	8	9	10	AB	R	H	RBI	BB	SO	LOB	TOP								
Sonny Jackson, L OBP: 0.370, SLG: 0.314 (1, 6)	K		5-3		F7		FC4-6 1B		F6		5	1	0	1	0	1	3	Atlanta Braves @ San Francisco Giants Candlestick Park, San Francisco, CA Sun Jun 28 1970, 6:33 AM EDT Unknown								
Felix Millan, R OBP: 0.331, SLG: 0.385 (1, 4)	1B		BB			F8			F5		4	0	2	1	1	0	1									
Hank Aaron, R OBP: 0.378, SLG: 0.609 (1, 9)	F8		F3			F5			F4		5	0	0	0	0	0	4									
Rico Carty, R OBP: 0.461, SLG: 0.653 (1, 7)	F7				6-3		WP 1B		FC5-4 BB		4	1	1	0	1	1	1									
Orlando Cepeda, R OBP: 0.353, SLG: 0.489 (1, 3)					6-3				FC5-4 G3		5	0	2	1	0	1	1									
Tony Gonzalez, L OBP: 0.307, SLG: 0.320 (1, 8)			F9-3 1B		F8		1B		G3		4	0	0	0	0	0	3									
Hal King, L OBP: 0.422, SLG: 0.577 (1, 2)					3-1		HR		6-3		4	2	2	1	0	0	1									
Bob Aspromonte, R OBP: 0.195, SLG: 0.158 (1, 5)					F3				1-3		4	0	1	0	0	0	1									
Jim Nash, R OBP: 0.133, SLG: 0.233 (8, 1)			F7						SH2-4		3	0	1	0	0	0	1									
Bob Priddy, R OBP: 0.600, SLG: 0.500 (8, 1)					F9				SH2-4		0	0	0	0	0	0	0									
Inning Stats	R: 0 E: 0 K: 1 S: 6	H: 1 LOB: 1 BB: 0 P: 6	R: 0 E: 0 K: 0 S: 3	H: 1 LOB: 0 BB: 0 P: 3	R: 0 E: 0 K: 0 S: 4	H: 1 LOB: 2 BB: 1 P: 8	R: 0 E: 0 K: 0 S: 3	H: 0 LOB: 0 BB: 0 P: 3	R: 1 E: 0 K: 0 S: 4	H: 1 LOB: 0 BB: 0 P: 4	R: 1 E: 0 K: 0 S: 5	H: 2 LOB: 1 BB: 0 P: 5	R: 2 E: 0 K: 0 S: 6	H: 3 LOB: 1 BB: 0 P: 6	R: 0 E: 1 K: 0 S: 3	H: 0 LOB: 1 BB: 1 P: 7	R: 0 E: 1 K: 0 S: 4	H: 0 LOB: 1 BB: 0 P: 4	R: 0 E: 0 K: 2 S: 7	H: 0 LOB: 0 BB: 0 P: 7	1B: 7 2B: 2 3B: 0 HR: 1	SF: 0 SAC: 1 DP: 1 HBP: 0	WP: 1 PA: 41			
PITCHER	IP 6.0	WLS 24	H 6	R 2	ER 2	SO 1	BB 1	IBB 0	HBP 0	BLK 0	WP 1	HR 1	S 25	P 29	ERA 3.00	WHIP 1.167										
Juan Marichal, R ERA: 5.48 (1, 1)																										
Jerry Johnson, R ERA: 5.86 (7, 1)																										
Mike Davison, L ERA: 11.25 (8, 1)																										
Don McMahon, R ERA: 3.99 (9, 1)																										

Batter	1	2	3	4	5	6	7	8	9	10	AB	R	H	RBI	BB	SO	LOB	BOTTOM								
Bobby Bonds, R OBP: 0.389, SLG: 0.491 (1, 9)	K		SH1 BB	2B BB			SH1-3 1B 2B		6-3		3	2	1	0	2	1	0	Atlanta Braves @ San Francisco Giants Candlestick Park, San Francisco, CA Sun Jun 28 1970, 6:33 AM EDT Unknown								
Bob Heise, R OBP: 0.256, SLG: 0.268 (1, 4)	F8		SH1			2B	SH1-3		6-3		2	0	1	2	0	0	0									
Tito Fuentes, S OBP: 0.277, SLG: 0.318 (9, 4)						2B					1	0	0	0	0	0	0									
Willie Mays, R OBP: 0.380, SLG: 0.547 (1, 8)	K		K				F4		F4		5	0	0	0	0	3	3									
Willie McCovey, L OBP: 0.433, SLG: 0.588 (1, 3)											2	1	1	1	3	0	0									
Ken Henderson, S OBP: 0.418, SLG: 0.491 (1, 7)											4	1	3	1	1	0	1									
Dick Dietz, R OBP: 0.429, SLG: 0.598 (1, 2)											4	0	0	0	1	0	7									
Al Gallagher, R OBP: 0.343, SLG: 0.409 (1, 5)											5	1	1	2	0	1	2									
Hal Lanier, R OBP: 0.285, SLG: 0.333 (1, 6)											4	1	2	0	0	1	0									
Juan Marichal, R OBP: 0.129, SLG: 0.067 (8, PH)											1	0	0	0	0	0	2									
Don McMahon, L OBP: 0.314, SLG: 0.120 (7, 1)											1	0	0	0	0	1	0									
Jerry Johnson, R ERA: 5.86 (7, 1)																										
Mike Davison, L ERA: 11.25 (8, 1)																										
John Stephenson, L ERA: 11.25 (8, PH)																										
Don McMahon, R ERA: 3.99 (9, 1)																										
Inning Stats	R: 0 E: 0 K: 2 S: 7	H: 0 LOB: 0 BB: 0 P: 7	R: 1 E: 0 K: 1 S: 7	H: 3 LOB: 2 BB: 1 P: 11	R: 0 E: 0 K: 1 S: 5	H: 0 LOB: 3 BB: 3 P: 17	R: 2 E: 0 K: 1 S: 7	H: 2 LOB: 1 BB: 1 P: 11	R: 0 E: 0 K: 0 S: 2	H: 0 LOB: 0 BB: 1 P: 6	R: 0 E: 0 K: 1 S: 5	H: 0 LOB: 0 BB: 0 P: 5	R: 1 E: 0 K: 0 S: 5	H: 2 LOB: 2 BB: 1 P: 9	R: 0 E: 0 K: 1 S: 5	H: 0 LOB: 0 BB: 0 P: 5	R: 0 E: 0 K: 0 S: 3	H: 0 LOB: 0 BB: 0 P: 3	R: 2 E: 0 K: 0 S: 4	H: 2 LOB: 0 BB: 0 P: 4	1B: 5 2B: 2 3B: 0 HR: 2	SF: 0 SAC: 3 DP: 1 HBP: 0	WP: 0 PA: 43			
PITCHER	IP 7.2	WLS 35	H 7	R 4	ER 4	SO 7	BB 5	IBB 2	HBP 0	BLK 0	WP 0	HR 1	S 42	P 70	ERA 4.70	WHIP 1.565										
Jim Nash, R ERA: 3.76 (1, 1)																										
Bob Priddy, R ERA: 6.43 (8, 1)																										

Batter	1	2	3	4	5	6	7	8	9	AB	R	H	RBI	BB	SO	LOB	TOP			
Tommy Dean, R (1,6) OBP: 0.296, SLG: 0.321	F8		F8			5-3		1B G5-3 1B	FC5-4 1B	3	0	0	0	0	0	1	San Diego Padres @ San Francisco Giants Candlestick Park, San Francisco, CA Wed Jul 01 1970, 6:33 AM EDT Att: 4,155 - Unknown livebaseballscorecards.com			
Gary Ross, R (6,1) OBP: 0.600, SLG: 0.600										0	0	0	0	0	0	0				
Larry Stahl, L (8,PH) OBP: 0.214, SLG: 0.214										1	1	1	0	0	0	0				
Ed Spiezio, R (8,5) OBP: 0.364, SLG: 0.382										1	0	1	0	0	0	0				
Dave Campbell, R (1,4) OBP: 0.296, SLG: 0.327	F7			K			F4	G5-3 1B 1-2	FC5-4 FC6-4 1-2	5	0	1	0	0	1	1				
Cito Gaston, R (1,8) OBP: 0.380, SLG: 0.539	K			5-3			F8	WP G5-3 1B 1-2 2-3	FC6-4 FC5-4 1-2	5	1	1	0	0	1	1				
Al Ferrara, R (1,7) OBP: 0.362, SLG: 0.437		K		F8			HR 1B	G5-3 1-2 2-3 3-H	FC5-4 1-2	5	1	1	0	0	1	3				
Nate Colbert, R (1,3) OBP: 0.318, SLG: 0.505	F9				F9		HR BB	HR BB		2	2	0	0	2	0	0				
Ollie Brown, R (1,9) OBP: 0.316, SLG: 0.446	5-3				F9		HR 1-2 2-H	HR 1-2 3-H		4	2	2	6	0	0	0				
Steve Huntz, S (1,5) OBP: 0.323, SLG: 0.372					K		1B BB	BB BB		2	0	1	0	2	1	0				
Chris Cannizzaro, R (1,2) OBP: 0.387, SLG: 0.450			F7			6-3	FC6-4 1B	1-2 BB		3	0	1	0	1	0	1				
Al Santorini, R (1,1) Ron Herbel, R (5,1) Ron Stocum, R (6,PH) OBP: 0.250, SLG: 0.279 Clay Kirby, R (8,1) OBP: 0.154			K			G3	FC6-4 1B	1-2 BB	F3	1	0	0	0	0	1	1				
Inning Stats	R: 0 E: 0 K: 1 S: 5	H: 0 LOB: 0 BB: 0 P: 5	R: 0 E: 0 K: 1 S: 5	H: 0 LOB: 0 BB: 0 P: 5	R: 0 E: 0 K: 1 S: 6	H: 1 LOB: 1 BB: 0 P: 6	R: 0 E: 0 K: 1 S: 5	H: 0 LOB: 0 BB: 0 P: 5	R: 0 E: 0 K: 0 S: 3	H: 0 LOB: 0 BB: 0 P: 3	R: 3 E: 0 K: 0 S: 6	H: 3 LOB: 2 BB: 2 P: 14	R: 4 E: 0 K: 0 S: 6	H: 4 LOB: 2 BB: 3 P: 18	R: 0 E: 0 K: 0 S: 4	H: 1 LOB: 1 BB: 0 P: 4	1B: 7 2B: 0 3B: 0 HR: 2	SF: 0 SAC: 0 DP: 1 HBP: 0	WP: 1 PB: 0 SB: 0 CS: 0	PA: 40
PITCHER	IP WLS BF H R ER SO BB IBB HBP BLK WP HR S P ERA WHIP	6.2 W 25 3 3 3 5 2 0 0 0 0 1 33 41 4.05 0.750	7.1 L 8 5 4 4 0 1 0 0 0 1 1 7 11 36.00 6.000	8.1 S 2 0 0 0 2 0 0 0 0 0 0 0 8 ∞	8.1 S 5 1 0 0 0 0 0 0 0 0 0 5 5 0.00 0.750	PITCHER										IP WLS BF H R ER SO BB IBB HBP BLK WP HR S P ERA WHIP				

Batter	1	2	3	4	5	6	7	8	9	AB	R	H	RBI	BB	SO	LOB	BOTTOM			
Bobby Bonds, R (1,8) OBP: 0.389, SLG: 0.488	4-3 2B 5-3 1B	G3 HBP 1B	K		K	G6-4-3 1-2		5-3 2-3		6	2	2	0	0	2	6	San Diego Padres @ San Francisco Giants Candlestick Park, San Francisco, CA Wed Jul 01 1970, 6:33 AM EDT Att: 4,155 - Unknown livebaseballscorecards.com			
Ron Hunt, R (1,4) OBP: 0.391, SLG: 0.369	5-3 1-2	G3 HBP 1B		HR	FC5 1B 1-3 2-H 3-H		F5 BB	BB		4	2	2	3	1	0	1				
Ken Henderson, S (1,9) OBP: 0.416, SLG: 0.484	4-3 2-3	G3 1-2 2-3		FC5-4 BB	1-2 3-H 1B		2B	G3		5	0	2	1	1	0	5				
Willie McCovey, L (1,3) OBP: 0.428, SLG: 0.578	4-0	4-0		F9 1-2	F5 1-2		F8 2			3	1	0	0	2	0	4				
Bob Taylor, L (8,7) OBP: 0.321, SLG: 0.271	2B IBB	1B IBB		F9	F5		F8			0	0	0	0	0	0	0				
Dick Dietz, R (1,2) OBP: 0.431, SLG: 0.598	1-H 3-H E 2B	1-2 2-H 3-H 1B		F8	FC5 2-3		FC6-4 BB			4	1	2	4	1	0	3				
Frank Johnson, R (1,7) OBP: 0.356, SLG: 0.412	E5 1B 2-H	FC6-4 1-2		FC5-4 1-2	FC5-4 1-2		FC6-4 BB	FC6-4 1-2		4	1	0	0	1	0	5				
Al Gallagher, R (1,5) OBP: 0.354, SLG: 0.441	1-3 1B		F8		E4 1B 1B	HR		1B 2B		5	3	3	2	0	0	0				
Hal Lanier, R (1,6) OBP: 0.302, SLG: 0.335	F9				1B 1B	G6-4-3 BB		5-3 WP 2-H 1B		4	1	3	1	1	0	2				
Mike McCormick, L (1,1) OBP: 0.192, SLG: 0.200		5-3			1B 1B			K		4	1	1	0	0	2	2				
Frank Reberger, L (7,1) OBP: 0.222, SLG: 0.333			K							0	0	0	0	0	0	0				
Rich Robertson, R (8,1) OBP: 0.053, SLG: 0.158					1B 1B					0	0	0	0	0	0	0				
Don McMahon, R (8,1) OBP: 0.444, SLG: 0.286					1-2 2-3 1B			1-2		1	0	0	0	0	1	1				
Inning Stats	R: 3 E: 1 K: 0 S: 7	H: 3 LOB: 2 BB: 1 P: 11	R: 2 E: 0 K: 0 S: 5	H: 2 LOB: 2 BB: 1 P: 10	R: 0 E: 0 K: 2 S: 8	H: 1 LOB: 1 BB: 0 P: 8	R: 1 E: 0 K: 0 S: 4	H: 1 LOB: 1 BB: 1 P: 8	R: 3 E: 1 K: 1 S: 10	H: 4 LOB: 2 BB: 0 P: 10	R: 2 E: 0 K: 1 S: 5	H: 1 LOB: 0 BB: 2 P: 13	R: 0 E: 0 K: 0 S: 4	H: 1 LOB: 2 BB: 1 P: 8	R: 1 E: 0 K: 1 S: 7	H: 2 LOB: 2 BB: 1 P: 11	1B: 10 2B: 3 3B: 0 HR: 2	SF: 0 SAC: 0 DP: 1 HBP: 1	WP: 1 PB: 0 SB: 0 CS: 0	PA: 48
PITCHER	IP WLS BF H R ER SO BB IBB HBP BLK WP HR S P ERA WHIP	4.1 L 29 10 9 7 3 1 2 1 0 0 0 3 31 44 14.54 2.538	5.1 L 3 1 0 0 0 0 0 0 0 0 0 3 3 0.00 1.500	6.1 L 10 2 2 2 1 3 0 0 0 0 1 9 21 9.00 2.500	8.1 L 6 2 1 1 1 1 0 0 0 1 0 7 11 9.00 3.000	PITCHER										IP WLS BF H R ER SO BB IBB HBP BLK WP HR S P ERA WHIP				

Batter	1	2	3	4	5	6	7	8	9	AB	R	H	RBI	BB	SO	LOB	TOP					
Billy Grabarkewitz, R OBP: 0.444, SLG: 0.510 (1, 6)										4	1	0	0	1	2	3	Los Angeles Dodgers @ San Francisco Giants Candlestick Park, San Francisco, CA Fri Jul 03 1970, 6:33 AM EDT Att: 25,330 - Unknown livebaseballscorecards.com					
Manny Mota, R OBP: 0.394, SLG: 0.441 (1, 7)										5	2	2	0	0	0	1						
Willie Davis, L OBP: 0.311, SLG: 0.406 (1, 8)										5	2	4	3	0	0	0						
Wes Parker, S OBP: 0.370, SLG: 0.438 (1, 3)										4	1	2	0	1	0	1						
Willie Crawford, L OBP: 0.319, SLG: 0.364 (1, 9)										5	1	0	0	0	0	4						
Bill Sudakis, S OBP: 0.346, SLG: 0.461 (1, 5)										5	1	2	0	0	0	2						
Tom Haller, L OBP: 0.346, SLG: 0.419 (7, PH)										2	0	1	1	1	0	1						
Andy Kosco, R OBP: 0.245, SLG: 0.414 (7, 1)										1	0	0	0	0	0	2						
Jim Brewer, L (7, 1)										1	0	0	0	0	0	0						
Jim Lefebvre, S OBP: 0.322, SLG: 0.333 (1, 4)										4	0	1	2	0	2	3						
Don Sutton, R OBP: 0.278, SLG: 0.208 (7, 2)										2	0	0	0	1	2	3						
Jeff Torborg, R OBP: 0.276, SLG: 0.275 (7, 2)										1	0	0	0	0	1	0						
Inning Stats	R: 0 E: 0 K: 1 S: 7	H: 2 LOB: 2 BB: 0 P: 7	R: 0 E: 0 K: 2 S: 8	H: 1 LOB: 1 BB: 0 P: 8	R: 0 E: 0 K: 1 S: 5	H: 0 LOB: 0 BB: 0 P: 5	R: 2 E: 0 K: 1 S: 7	H: 2 LOB: 2 BB: 2 P: 15	R: 3 E: 0 K: 0 S: 6	H: 3 LOB: 1 BB: 0 P: 6	R: 0 E: 0 K: 1 S: 5	H: 0 LOB: 1 BB: 1 P: 9	R: 1 E: 1 K: 0 S: 6	H: 2 LOB: 2 BB: 0 P: 6	R: 2 E: 1 K: 1 S: 6	H: 2 LOB: 1 BB: 1 P: 10	R: 0 E: 0 K: 0 S: 3	H: 0 LOB: 0 BB: 0 P: 3	1B: 8 2B: 3 3B: 1 HR: 1	SF: 0 SAC: 0 DP: 1 HBP: 0	WP: 0 PB: 0 SB: 0 CS: 0	PA: 43
PITCHER	IP	WLS	BF	H	R	ER	SO	BB	IBB	HBP	BLK	WP	HR	S	P	ERA	WHIP					
Juan Marichal, R ERA: 5.4 (1, 1)	6.0		29	8	5	3	6	3	0	0	0	0	0	38	50	4.50	1.833					
Mike Davison, L ERA: 10.5 (7, 1)	2.0	L	11	4	3	2	1	1	0	0	0	0	1	12	16	9.00	2.500					
Jerry Johnson, R ERA: 5.65 (9, 1)	1.0		3	0	0	0	0	0	0	0	0	0	0	3	3	0.00	0.000					

Batter	1	2	3	4	5	6	7	8	9	AB	R	H	RBI	BB	SO	LOB	BOTTOM					
Bobby Bonds, R OBP: 0.390, SLG: 0.507 (1, 9)										5	2	2	2	0	3	2	Los Angeles Dodgers @ San Francisco Giants Candlestick Park, San Francisco, CA Fri Jul 03 1970, 6:33 AM EDT Att: 25,330 - Unknown livebaseballscorecards.com					
Bob Heise, R OBP: 0.271, SLG: 0.326 (1, 4)										5	0	2	0	0	1	1						
Willie Mays, R OBP: 0.379, SLG: 0.532 (1, 8)										4	0	1	0	1	1	1						
Willie McCovey, L OBP: 0.424, SLG: 0.570 (1, 3)										5	0	1	0	0	1	2						
Ken Henderson, S OBP: 0.416, SLG: 0.481 (1, 7)										4	2	1	0	0	2	4						
Dick Dietz, R OBP: 0.432, SLG: 0.593 (1, 2)										2	1	0	0	2	0	3						
Al Gallagher, R OBP: 0.354, SLG: 0.439 (1, 5)										3	0	1	1	0	0	3						
Hal Lanier, R OBP: 0.301, SLG: 0.333 (1, 6)										4	0	1	0	0	0	3						
Juan Marichal, R OBP: 0.118, SLG: 0.063 (6, PH)										2	0	0	0	0	1	2						
Bob Taylor, L OBP: 0.333, SLG: 0.347 (7, 1)										1	1	1	3	0	0	0						
Ron Hunt, R OBP: 0.393, SLG: 0.369 (8, PH)										0	0	0	0	0	0	0						
Jerry Johnson, R (9, 1)										0	0	0	0	0	0	0						
Inning Stats	R: 1 E: 0 K: 1 S: 6	H: 2 LOB: 0 BB: 0 P: 6	R: 1 E: 0 K: 1 S: 6	H: 1 LOB: 1 BB: 0 P: 7	R: 1 E: 0 K: 2 S: 10	H: 3 LOB: 2 BB: 0 P: 10	R: 0 E: 0 K: 1 S: 6	H: 1 LOB: 1 BB: 0 P: 6	R: 0 E: 0 K: 0 S: 3	H: 0 LOB: 0 BB: 0 P: 3	R: 3 E: 0 K: 1 S: 7	H: 2 LOB: 0 BB: 1 P: 11	R: 0 E: 0 K: 1 S: 6	H: 1 LOB: 3 BB: 2 P: 14	R: 0 E: 0 K: 1 S: 5	H: 0 LOB: 1 BB: 1 P: 9	R: 0 E: 0 K: 1 S: 5	H: 0 LOB: 0 BB: 0 P: 5	1B: 7 2B: 0 3B: 0 HR: 3	SF: 0 SAC: 1 DP: 1 HBP: 1	WP: 0 PB: 0 SB: 1 CS: 0	PA: 41
PITCHER	IP	WLS	BF	H	R	ER	SO	BB	IBB	HBP	BLK	WP	HR	S	P	ERA	WHIP					
Don Sutton, R ERA: 3.5 (1, 1)	6.0		28	9	6	6	6	1	0	1	0	0	0	3	38	43	9.00	1.667				
Jim Brewer, L ERA: 1.82 (7, 1)	3.0	W	13	1	0	0	3	3	0	0	0	0	0	16	28	0.00	1.333					

Batter	1	2	3	4	5	6	7	8	9	AB	R	H	RBI	BB	SO	LOB	TOP											
Billy Grabarkewitz, R OBP: 0.440, SLG: 0.502	4-0 BB BB		0-3 K	0-0 2-1	0-0 E1 FC1-6		0-3 K	0-3 K		4	0	0	0	1	3	1	Los Angeles Dodgers @ San Francisco Giants Candlestick Park, San Francisco, CA Sat Jul 04 1970, 6:33 AM EDT Att: 17,443 - Unknown livebaseballscorecards.com											
Manny Mota, R OBP: 0.386, SLG: 0.430	0-0 F7		0-3 K		0-0 FC1-6 1B 1-2		0-0 F9		0-3 K	5	0	0	0	0	2	2												
Willie Davis, L OBP: 0.316, SLG: 0.408	0-0 F8			0-0 1B BB 1B	0-0 1-3 1B		0-0 F8		4-0 S 3B BB	4	2	2	0	1	0	1												
Wes Parker, S OBP: 0.371, SLG: 0.433	4-0 1-2 BB			4-0 1B BB	0-0 F4			0-0 E4 WP E SF9	0-3 K	3	2	0	0	2	1	3												
Willie Crawford, L OBP: 0.321, SLG: 0.375	0-0 4-3			0-0 1B BB	0-3 K			0-0 E4 SF9 WP 2B	0-0 3B	5	2	2	1	0	1	5												
Bill Sudakis, S OBP: 0.348, SLG: 0.458		0-0 6-3		0-0 1B		4-0 FC4-6 BB		0-0 SF9	0-0 F6	3	0	1	3	1	0	1												
Tom Haller, L OBP: 0.350, SLG: 0.427	0-0 F7			0-0 FC1-6 1B 2-1 1B 3-H	0-0 FC4-6 1-2			0-0 2B		4	1	2	2	0	0	1												
Jim Lefebvre, S OBP: 0.327, SLG: 0.345	0-0 F7			0-0 FC1-6 1B 1-2	0-0 F5			0-0 2B		4	0	2	1	0	0	1												
Alan Foster, R OBP: 0.098, SLG: 0.075			0-0 6-3	0-0 FC1-6 1-2 2-3		0-3 K		0-0 F4		4	0	0	0	0	1	4												
Inning Stats	R: 0 E: 0 K: 0 S: 3	H: 0 LOB: 2 BB: 2 P: 11	R: 0 E: 0 K: 0 S: 3	H: 0 LOB: 0 BB: 0 P: 3	R: 0 E: 0 K: 2 S: 7	H: 5 LOB: 2 BB: 1 P: 10	R: 0 E: 1 K: 1 S: 7	H: 1 LOB: 1 BB: 1 P: 7	R: 0 E: 0 K: 1 S: 5	H: 0 LOB: 1 BB: 1 P: 9	R: 0 E: 0 K: 1 S: 5	H: 0 LOB: 0 BB: 0 P: 5	R: 3 E: 2 K: 1 S: 9	H: 2 LOB: 1 BB: 0 P: 9	R: 1 E: 0 K: 2 S: 8	H: 1 LOB: 1 BB: 1 P: 12	1B: 6 2B: 2 3B: 1 HR: 0	SF: 1 SAC: 0 DP: 0 HBP: 0	WP: 1 PB: 0 SB: 1 CS: 0	PA: 42								
PITCHER	IP	WLS	BF	H	R	ER	SO	BB	IBB	HBP	BLK	WP	HR	S	P	ERA	WHIP											
Gaylord Perry, R ERA: 3.78	(1, 1)	7.1	L	36	8	6	3	5	4	0	0	0	1	0	41	57	3.68	1.636										
Don McMahon, R ERA: 3.65	(8, 1)	1.2		7	1	1	1	3	1	0	0	0	0	0	12	16	5.40	1.200										

Batter	1	2	3	4	5	6	7	8	9	AB	R	H	RBI	BB	SO	LOB	BOTTOM											
Bobby Bonds, R OBP: 0.391, SLG: 0.510	0-0 F4		0-0 3-1 2B		0-0 FC6 1B		0-0 F7			4	0	2	0	0	0	0	Los Angeles Dodgers @ San Francisco Giants Candlestick Park, San Francisco, CA Sat Jul 04 1970, 6:33 AM EDT Att: 17,443 - Unknown livebaseballscorecards.com											
Bob Heise, R OBP: 0.270, SLG: 0.323	0-0 BB 1B		0-0 3-1		0-0 FC6 1-2		0-0 6-3			4	0	1	0	0	0	2												
Willie Mays, R OBP: 0.377, SLG: 0.525	4-0 1-2 BB		0-0 F5		0-0 F4			0-0 F4		3	0	0	0	1	0	2												
Willie McCovey, L OBP: 0.419, SLG: 0.561	0-0 F4		0-0 6-3			0-0 F2		0-0 F8		4	0	0	0	0	0	3												
Ken Henderson, S OBP: 0.414, SLG: 0.488	0-0 F4			0-0 F9		0-0 HR		0-0 4-3		4	1	1	1	0	0	2												
Dick Dietz, R OBP: 0.436, SLG: 0.607		0-0 1B 1B		4-0 1-3 BB		0-0 HR		0-0 5-3		3	1	2	1	1	0	0												
Al Gallagher, R OBP: 0.357, SLG: 0.437		0-0 G4-6-3 1B		0-0 1-3		0-0 3-1		4-0 BB		3	0	1	0	1	0	1												
Hal Lanier, R OBP: 0.297, SLG: 0.329 Ron Hunt, R OBP: 0.391, SLG: 0.367		0-0 F4		0-0 F2		0-0 F9		0-0 F9		3	0	0	0	0	0	3												
Gaylord Perry, R OBP: 0.094, SLG: 0.109 Don McMahon, R OBP: 0.444, SLG: 0.286 John Stephenson, L OBP: 0.391, SLG: 0.367		0-0 G4-6-3		0-0 5-3		0-0 5-3		0-0 1-3		0	0	0	0	0	0	0												
Inning Stats	R: 0 E: 0 K: 0 S: 4	H: 1 LOB: 2 BB: 1 P: 8	R: 0 E: 0 K: 0 S: 4	H: 2 LOB: 1 BB: 0 P: 4	R: 0 E: 0 K: 0 S: 4	H: 1 LOB: 1 BB: 0 P: 4	R: 0 E: 0 K: 0 S: 3	H: 0 LOB: 1 BB: 1 P: 7	R: 0 E: 0 K: 0 S: 4	H: 1 LOB: 1 BB: 0 P: 4	R: 2 E: 0 K: 0 S: 5	H: 2 LOB: 0 BB: 0 P: 5	R: 0 E: 0 K: 0 S: 3	H: 0 LOB: 0 BB: 0 P: 3	R: 0 E: 0 K: 0 S: 3	H: 0 LOB: 0 BB: 0 P: 3	R: 0 E: 0 K: 0 S: 3	H: 0 LOB: 1 BB: 1 P: 7	1B: 4 2B: 1 3B: 0 HR: 2	SF: 0 SAC: 0 DP: 1 HBP: 0	WP: 0 PB: 0 SB: 0 CS: 0	PA: 36						
PITCHER	IP	WLS	BF	H	R	ER	SO	BB	IBB	HBP	BLK	WP	HR	S	P	ERA	WHIP											
Alan Foster, R ERA: 3.55	(1, 1)	9.0	W	36	7	2	2	0	3	0	0	0	0	2	33	45	2.00	1.111										

Batter	1	2	3	4	5	6	7	8	9	AB	R	H	RBI	BB	SO	LOB	TOP										
Billy Grabarkewitz, R OBP: 0.438, SLG: 0.510 (1, 6)										4	1	1	1	0	2	0	Los Angeles Dodgers @ San Francisco Giants Candlestick Park, San Francisco, CA Sun Jul 05 1970, 6:33 AM EDT Att: 16,253 - Unknown										
Manny Mota, R OBP: 0.392, SLG: 0.428 (1, 7)										1	2	0	0	3	1	0											
Willie Davis, L OBP: 0.318, SLG: 0.409 (1, 8)										4	0	2	0	0	0	1											
Wes Parker, S OBP: 0.366, SLG: 0.429 (1, 3)										3	0	0	1	0	0	2											
Andy Kosco, R OBP: 0.245, SLG: 0.409 Von Joshua, L OBP: 0.302, SLG: 0.322 (1, 9)										4	0	1	1	0	1	2											
Bill Sudakis, S OBP: 0.338, SLG: 0.443 (1, 5)										4	0	0	0	0	1	3											
Jim Lefebvre, S OBP: 0.325, SLG: 0.362 (1, 4)										4	1	1	1	0	0	1											
Jeff Torborg, R OBP: 0.267, SLG: 0.265 (1, 2)										3	0	0	0	0	1	0											
Bill Singer, R OBP: 0.267, SLG: 0.286 (1, 1)										3	0	0	0	0	1	0											
Inning Stats	R: 2 E: 0 K: 1 S: 7	H: 2 LOB: 1 BB: 1 P: 11	R: 1 E: 0 K: 1 S: 6	H: 1 LOB: 0 BB: 0 P: 6	R: 1 E: 0 K: 1 S: 6	H: 1 LOB: 1 BB: 1 P: 10	R: 0 E: 0 K: 2 S: 7	H: 0 LOB: 0 BB: 0 P: 7	R: 0 E: 0 K: 0 S: 4	H: 1 LOB: 1 BB: 0 P: 4	R: 0 E: 0 K: 0 S: 3	H: 0 LOB: 0 BB: 0 P: 3	R: 0 E: 0 K: 0 S: 2	H: 0 LOB: 0 BB: 1 P: 6	R: 0 E: 0 K: 0 S: 3	H: 0 LOB: 0 BB: 0 P: 3		1B: 3 2B: 0 3B: 0 HR: 2	SF: 1 SAC: 0 DP: 0 HBP: 0	WP: 0 PB: 0 SB: 0 CS: 1	PA: 34						
PITCHER	IP	WLS	BF	H	R	ER	SO	BB	IBB	HBP	BLK	WP	HR	S	P	ERA	WHIP										
Mike McCormick, L ERA: 5.96 (1, 1)	2.0	L	12	4	4	4	2	2	0	0	0	0	2	14	22	18.00	3.000										
Frank Reberger, R ERA: 6.59 (3, 1)	6.0		19	1	0	0	5	1	0	0	0	0	0	28	32	0.00	0.333										
Mike Davison, L ERA: 9.0 (9, 1)	1.0		3	0	0	0	0	0	0	0	0	0	0	3	3	0.00	0.000										

Batter	1	2	3	4	5	6	7	8	9	AB	R	H	RBI	BB	SO	LOB	BOTTOM										
Bobby Bonds, R OBP: 0.389, SLG: 0.505 (1, 9)										3	0	0	0	1	1	0	Los Angeles Dodgers @ San Francisco Giants Candlestick Park, San Francisco, CA Sun Jul 05 1970, 6:33 AM EDT Att: 16,253 - Unknown										
Bob Heise, R OBP: 0.269, SLG: 0.320 (1, 4)										4	0	1	0	0	0	0											
Willie Mays, R OBP: 0.372, SLG: 0.517 (1, 8)										4	0	0	0	0	2	2											
Willie McCovey, L OBP: 0.418, SLG: 0.558 (1, 3)										3	0	1	0	0	0	2											
Ken Henderson, S OBP: 0.410, SLG: 0.483 (1, 7)										3	0	0	0	0	1	3											
Dick Dietz, R OBP: 0.432, SLG: 0.599 (1, 2)										3	0	0	0	0	0	1											
Al Gallagher, R OBP: 0.351, SLG: 0.429 (1, 5)										3	0	0	0	0	1	0											
Hal Lanier, R OBP: 0.294, SLG: 0.325 Ron Hunt, R OBP: 0.390, SLG: 0.365 (8, PH)										2	0	0	0	0	0	0											
Mike McCormick, L OBP: 0.192, SLG: 0.200 Frank Reberger, L OBP: 0.192, SLG: 0.273 Bob Taylor, L OBP: 0.328, SLG: 0.340 Mike Davison, L (9, 1)										0	0	0	0	0	0	0											
Inning Stats	R: 0 E: 0 K: 1 S: 6	H: 1 LOB: 2 BB: 1 P: 10	R: 0 E: 0 K: 0 S: 3	H: 0 LOB: 0 BB: 0 P: 3	R: 0 E: 0 K: 0 S: 3	H: 0 LOB: 0 BB: 0 P: 3	R: 0 E: 0 K: 2 S: 8	H: 1 LOB: 1 BB: 0 P: 8	R: 0 E: 0 K: 0 S: 3	H: 0 LOB: 0 BB: 0 P: 3	R: 0 E: 0 K: 0 S: 3	H: 0 LOB: 0 BB: 0 P: 3	R: 0 E: 0 K: 2 S: 7	H: 0 LOB: 0 BB: 0 P: 7	R: 0 E: 0 K: 1 S: 5	H: 0 LOB: 0 BB: 0 P: 5		1B: 2 2B: 0 3B: 0 HR: 0	SF: 0 SAC: 0 DP: 0 HBP: 0	WP: 0 PB: 0 SB: 0 CS: 0	PA: 30						
PITCHER	IP	WLS	BF	H	R	ER	SO	BB	IBB	HBP	BLK	WP	HR	S	P	ERA	WHIP										
Bill Singer, R ERA: 3.22 (1, 1)	9.0	W	30	2	0	0	6	1	0	0	0	0	0	41	45	0.00	0.333										



Batter	1	2	3	4	5	6	7	8	9	AB	R	H	RBI	BB	SO	LOB	TOP		
Bobby Bonds, R OBP: 0.387, SLG: 0.503 (1, 9)										5	0	1	0	0	1	0	San Francisco Giants @ Atlanta Braves Atlanta Stadium, Atlanta, GA Mon Jul 06 1970, 7:05 PM EDT Att: 10,918 - Unknown		
Ron Hunt, R OBP: 0.398, SLG: 0.384 (1, 4)										5	2	4	0	0	0	1			
Willie Mays, R OBP: 0.369, SLG: 0.522 (1, 8)										5	1	1	2	0	3	4			
Dick Dietz, R OBP: 0.434, SLG: 0.615 (1, 2)											5	1	3	2	0	0		1	
Ken Henderson, S OBP: 0.410, SLG: 0.484 (1, 7)											4	0	1	0	1	0		3	
Frank Johnson, R OBP: 0.365, SLG: 0.418 (1, 3)											4	0	2	0	0	0		2	
Al Gallagher, R OBP: 0.349, SLG: 0.422 (1, 5)											3	0	0	0	1	0		4	
Hal Lanier, R OBP: 0.289, SLG: 0.319 (1, 6)										4	0	0	0	0	0	4			
Jerry Johnson, R (1, 1)										2	0	0	0	0	0	0			
Mike McCormick, L OBP: 0.192, SLG: 0.200 (5, 1)										0	0	0	0	0	0	0			
Frank Reberger, L OBP: 0.167, SLG: 0.250 (5, 1)										1	0	0	0	0	0	0			
Tito Fuentes, S OBP: 0.276, SLG: 0.316 (8, PH)										1	0	0	0	0	0	0			
Mike Davison, L (8, 1)										0	0	0	0	0	0	0			
Inning Stats	R: 2 E: 0 K: 1 S: 8	H: 3 LOB: 2 BB: 1 P: 12	R: 0 E: 0 K: 0 S: 3	H: 0 LOB: 0 BB: 0 P: 3	R: 2 E: 0 K: 0 S: 6	H: 3 LOB: 2 BB: 1 P: 10	R: 0 E: 0 K: 0 S: 4	H: 1 LOB: 1 BB: 0 P: 4	R: 0 E: 0 K: 2 S: 5	H: 2 LOB: 2 BB: 0 P: 5	R: 0 E: 0 K: 0 S: 4	H: 1 LOB: 1 BB: 0 P: 4	R: 0 E: 0 K: 0 S: 3	H: 0 LOB: 0 BB: 0 P: 3	R: 0 E: 0 K: 1 S: 6	H: 1 LOB: 1 BB: 0 P: 6	1B: 6 2B: 3 3B: 1 HR: 2	SF: 0 SAC: 0 DP: 1 HBP: 0	WP: 0 PA: 41 PB: 0 SB: 0 CS: 0
PITCHER George Stone, L ERA: 3.39 (1, 1)	IP: 9.0 WLS: W BF: 41	H: 12 R: 4 ER: 4 SO: 4	BB: 2 IBB: 0 HBP: 0 BLK: 0	WP: 0 HR: 2 S: 47 P: 55	ERA: 4.00 WHIP: 1.556	PITCHER													

Batter	1	2	3	4	5	6	7	8	9	AB	R	H	RBI	BB	SO	LOB	BOTTOM		
Sonny Jackson, L OBP: 0.365, SLG: 0.306 (1, 6)										4	0	0	2	2	0	4	San Francisco Giants @ Atlanta Braves Atlanta Stadium, Atlanta, GA Mon Jul 06 1970, 7:05 PM EDT Att: 10,918 - Unknown		
Felix Milan, R OBP: 0.340, SLG: 0.395 (1, 4)										6	2	6	4	0	0	0			
Hank Aaron, R OBP: 0.384, SLG: 0.631 (1, 9)										4	0	0	0	1	1	6			
Rico Carty, R OBP: 0.463, SLG: 0.676 (8, PR)										4	2	3	3	1	0	2			
Jimmie Hall, L OBP: 0.216, SLG: 0.182 (9, 7)										0	1	0	0	0	0	0			
Orlando Cepeda, R OBP: 0.363, SLG: 0.503 (9, 3)										4	2	2	0	1	0	2			
Tommie Aaron, R OBP: 0.333, SLG: 0.667 (9, 3)										0	0	0	0	0	0	0			
Mike Lum, L OBP: 0.294, SLG: 0.419 (1, 8)										4	0	0	0	0	1	5			
Tony Gonzalez, L OBP: 0.307, SLG: 0.323 (7, 8)										1	0	0	0	0	1	2			
Hal King, L OBP: 0.434, SLG: 0.603 (1, 2)										4	2	3	2	1	0	2			
Clete Boyer, R OBP: 0.282, SLG: 0.328 (1, 5)										4	2	2	0	1	1	4			
George Stone, L OBP: 0.286, SLG: 0.244 (1, 1)										3	1	1	1	1	0	3			
Inning Stats	R: 2 E: 0 K: 0 S: 5	H: 2 LOB: 2 BB: 0 P: 5	R: 0 E: 0 K: 0 S: 5	H: 2 LOB: 2 BB: 0 P: 5	R: 1 E: 0 K: 0 S: 5	H: 2 LOB: 1 BB: 1 P: 9	R: 1 E: 1 K: 0 S: 5	H: 2 LOB: 1 BB: 0 P: 5	R: 3 E: 0 K: 2 S: 9	H: 3 LOB: 2 BB: 3 P: 21	1B: 13 2B: 3 3B: 1 HR: 1	SF: 0 SAC: 1 DP: 1 HBP: 0	WP: 0 PA: 47 PB: 1 SB: 0 CS: 0						
PITCHER Jerry Johnson, R ERA: 6.34 (1, 1)	IP: 4.0 WLS: L	H: 5 R: 1 ER: 1 SO: 1	BB: 3 IBB: 0 HBP: 0 BLK: 0	WP: 0 HR: 1 S: 20 P: 32	ERA: 11.25 WHIP: 2.750	PITCHER													
Mike McCormick, L ERA: 6.28 (5, 1)	IP: 0.1	H: 1 R: 1 ER: 1 SO: 1	BB: 1 IBB: 0 HBP: 0 BLK: 0	WP: 0 HR: 0 S: 5 P: 13	ERA: 27.00 WHIP: 6.000	PITCHER													
Frank Reberger, R ERA: 6.28 (5, 1)	IP: 2.2	H: 5 R: 2 ER: 2 SO: 1	BB: 0 IBB: 0 HBP: 0 BLK: 0	WP: 0 HR: 0 S: 13 P: 13	ERA: 6.75 WHIP: 1.875	PITCHER													
Mike Davison, L ERA: 11.25 (8, 1)	IP: 1.0	H: 3 R: 3 ER: 3 SO: 2	BB: 3 IBB: 0 HBP: 0 BLK: 0	WP: 0 HR: 0 S: 9 P: 21	ERA: 27.00 WHIP: 6.000	PITCHER													

Batter	1	2	3	4	5	6	7	8	9	AB	R	H	RBI	BB	SO	LOB	TOP										
Bobby Bonds, R OBP: 0.384, SLG: 0.497 (1, 8) (7, 9)	0-0 1-3	0-3 K			0-3 K		0-0 1B HBP	0-0 5-3		4	1	0	0	0	2	0	San Francisco Giants @ Atlanta Braves Atlanta Stadium, Atlanta, GA Tue Jul 07 1970, 7:05 PM EDT Att: 12,158 - Unknown										
Ron Hunt, R OBP: 0.396, SLG: 0.382 (1, 4) (7, FR)	0-0 E6 1B 2B		0-0 F8		0-0 6-3		0-0 SH1-3 1-H HR 1B	0-0 G3		4	1	1	1	0	0	0											
Tito Fuentes, S OBP: 0.275, SLG: 0.315 (7, 4)										1	1	0	0	0	0	0											
Ken Henderson, S OBP: 0.406, SLG: 0.477 (1, 9) (7, 7)	0-3 K		0-3 K		0-0 F5		0-0 SH1-3 1-3	0-0 F3		4	0	0	0	0	2	1											
Willie McCovey, L OBP: 0.424, SLG: 0.571 (1, 3)	0-0 2B 1B		4-0 1B BB		0-0 HR		4-0 HR IBB		0-0 F7	3	3	2	1	2	0	0											
Dick Dietz, R OBP: 0.440, SLG: 0.633 (1, 2)	0-0 1B 2B		0-0 1B		4-0 1B BB		0-0 1B HR		0-0 5-3	4	1	3	5	1	0	0											
Jim Ray Hart, R (1, 5)	0-0 F9		0-3 K		0-0 F8		0-0 FC4-6 1B BB		0-0 F8	4	0	0	0	1	1	4											
Frank Johnson, R OBP: 0.373, SLG: 0.424 (1, 7)			0-0 F3		0-0 6-3		0-0 1B FC4-6 1B		0-0 F3	4	0	2	0	0	0	0											
Willie Mays, R OBP: 0.369, SLG: 0.522 (7, 8)										0	0	0	0	0	0	0											
Hal Lanier, R OBP: 0.286, SLG: 0.316 (6, PH)			0-0 F8		0-3 K		0-0 FC4-6 1-2 2-3		0-0 F8	2	0	0	0	0	1	0											
Bob Taylor, L OBP: 0.322, SLG: 0.333 (6, PH)										1	0	0	0	0	1	2											
Bob Heise, R OBP: 0.267, SLG: 0.317 (6, 6)										1	0	0	0	0	0	2											
Rich Robertson, R OBP: 0.075, SLG: 0.250 (1, 1)			0-0 K		0-0 K		0-0 4-3		0-0 F9	2	1	1	1	0	1	0											
Al Gallagher, R OBP: 0.347, SLG: 0.420 (6, PH)										1	0	0	0	0	0	2											
Jerry Johnson, R (6, PH)										0	0	0	0	0	0	0											
Don Mason, L OBP: 0.207, SLG: 0.115 (7, PH)										1	0	0	0	0	0	2											
Don McMahon, R OBP: 0.444, SLG: 0.286 (7, 1)										0	0	0	0	0	0	0											
Inning Stats	R: 2 E: 1 K: 1 S: 8	H: 2 LOB: 1 BB: 0 P: 8	R: 1 E: 0 K: 1 S: 6	H: 1 LOB: 0 BB: 0 P: 6	R: 0 E: 0 K: 2 S: 8	H: 1 LOB: 2 BB: 1 P: 12	R: 0 E: 0 K: 2 S: 7	H: 0 LOB: 0 BB: 0 P: 7	R: 0 E: 0 K: 1 S: 5	H: 0 LOB: 0 BB: 0 P: 5	R: 1 E: 0 K: 1 S: 7	H: 2 LOB: 2 BB: 1 P: 11	R: 4 E: 0 K: 0 S: 6	H: 3 LOB: 2 BB: 2 P: 15	R: 0 E: 0 K: 0 S: 3	H: 0 LOB: 0 BB: 0 P: 3	R: 0 E: 0 K: 0 S: 3	H: 0 LOB: 0 BB: 0 P: 3	1B: 5 2B: 1 3B: 0 HR: 3	SF: 0 SAC: 1 DP: 0 HBP: 1	WP: 1 PB: 0 SB: 1 CS: 0	PA: 42					
PITCHER	IP	WLS	BF	H	R	ER	SO	BB	IBB	HBP	BLK	WP	HR	S	P	ERA	WHIP										
Jim Nash, R ERA: 3.52	(1, 1)	6.0	27	6	4	2	8	2	0	0	0	0	2	41	49	3.00	1.333										
Bob Priddy, R ERA: 6.46	(7, 1)	0.0	L	2	1	2	2	0	0	1	0	0	0	1	2	∞	∞										
Hoyt Wilhelm, R ERA: 3.3	(7, 1)	2.0		10	2	2	2	0	1	1	0	0	1	1	16	9.00	1.500										
Rick Kester, R ERA: 9.53	(9, 1)	1.0		3	0	0	0	0	0	0	0	0	0	3	3	0.00	0.000										
Batter	1	2	3	4	5	6	7	8	9	AB	R	H	RBI	BB	SO	LOB	BOTTOM										
Sonny Jackson, L OBP: 0.366, SLG: 0.309 (1, 6)	0-0 F7				0-0 FC6-4 1B				0-0 F3	5	0	2	0	0	0	0	San Francisco Giants @ Atlanta Braves Atlanta Stadium, Atlanta, GA Tue Jul 07 1970, 7:05 PM EDT Att: 12,158 - Unknown										
Felix Milten, R OBP: 0.335, SLG: 0.389 (1, 4)	0-0 4-3		0-0 6-3		0-0 FC6-4 1B 1-2			0-0 F3	5	0	0	0	0	0	2												
Hank Aaron, R OBP: 0.393, SLG: 0.627 (1, 9)	4-0 1B BB		0-0 F2		0-0 F8		0-3 K		0-3 K	2	1	0	0	1	0	1											
Jimmie Hall, L OBP: 0.205, SLG: 0.171 (5, 9)	0-0 1B BB									2	0	0	0	0	2	0											
Rico Carty, R OBP: 0.466, SLG: 0.688 (1, 7)	0-0 1B 1B		0-0 HR		0-0 1B		0-0 4-3			4	2	3	2	0	0	0											
Orlando Cepeda, R OBP: 0.364, SLG: 0.503 (1, 3)	0-0 FC5 1B		0-0 1B		0-3 K		0-3 K			4	1	2	0	0	2	2											
Tony Gonzalez, L OBP: 0.314, SLG: 0.333 (1, 8)	0-0 1B		0-0 2B 1B		0-0 G3 2B		0-0 F7			4	1	3	1	0	0	0											
Hal King, L OBP: 0.425, SLG: 0.597 (1, 2)	0-0 FC5		0-0 4-3 2B		0-0 G3		0-3 K		0-3 K	4	0	1	2	0	1	3											
Clete Boyer, R OBP: 0.278, SLG: 0.323 (1, 5)			0-0 6-3		0-3 K		0-3 K		0-3 K	4	0	0	0	0	2	2											
Jim Nash, R OBP: 0.135, SLG: 0.240 (1, 1)			0-0 5-3		0-3 K		0-0 F8			3	0	0	0	0	1	2											
Bob Priddy, R OBP: 0.500, SLG: 0.400 (7, 1)										0	0	0	0	0	0	0											
Hoyt Wilhelm, R (7, 1)										0	0	0	0	0	0	0											
Mike Lum, L OBP: 0.291, SLG: 0.415 (8, PH)										1	0	0	0	0	0	0											
Rick Kester, R (9, 1)										0	0	0	0	0	0	0											
Inning Stats	R: 2 E: 0 K: 0 S: 6	H: 3 LOB: 2 BB: 1 P: 10	R: 0 E: 0 K: 0 S: 4	H: 1 LOB: 1 BB: 0 P: 4	R: 3 E: 0 K: 0 S: 7	H: 4 LOB: 1 BB: 0 P: 7	R: 0 E: 0 K: 1 S: 7	H: 2 LOB: 2 BB: 0 P: 7	R: 0 E: 0 K: 2 S: 8	H: 1 LOB: 1 BB: 0 P: 8	R: 0 E: 0 K: 1 S: 5	H: 0 LOB: 0 BB: 0 P: 5	R: 0 E: 0 K: 1 S: 5	H: 0 LOB: 0 BB: 0 P: 5	R: 0 E: 0 K: 2 S: 7	H: 0 LOB: 0 BB: 0 P: 7	R: 0 E: 0 K: 1 S: 5	H: 0 LOB: 0 BB: 0 P: 5	1B: 8 2B: 2 3B: 0 HR: 1	SF: 0 SAC: 0 DP: 0 HBP: 0	WP: 1 PB: 0 SB: 1 CS: 0	PA: 39					
PITCHER	IP	WLS	BF	H	R	ER	SO	BB	IBB	HBP	BLK	WP	HR	S	P	ERA	WHIP										
Rich Robertson, R ERA: 5.08	(1, 1)	5.0		27	5	5	3	1	0	0	0	0	1	32	36	9.00	2.400										
Jerry Johnson, R ERA: 5.15	(6, 1)	1.0	W	3	0	0	0	1	0	0	0	0	0	5	5	0.00	0.000										
Don McMahon, R ERA: 3.42	(7, 1)	3.0	S	9	0	0	0	4	0	0	0	0	0	17	17	0.00	0.000										

Batter	1	2	3	4	5	6	7	8	9	AB	R	H	RBI	BB	SO	LOB	TOP					
Bobby Bonds, R OBP: 0.391, SLG: 0.498 (1, 8)										3	2	2	1	3	1	0	San Francisco Giants @ Atlanta Braves Atlanta Stadium, Atlanta, GA Wed Jul 08 1970, 7:05 PM EDT Att: 10,629 - Unknown					
Ron Hunt, R OBP: 0.393, SLG: 0.377 (1, 4)										3	1	0	0	0	0	3						
Bob Heise, R OBP: 0.262, SLG: 0.311 (6, FH)										2	0	0	0	0	0	2						
Ken Henderson, S OBP: 0.410, SLG: 0.477 (1, 9)										0	1	0	0	3	0	0						
Willie Mays, R OBP: 0.365, SLG: 0.516 (5, FH)										3	1	0	0	0	0	1						
Willie McCovey, L OBP: 0.425, SLG: 0.569 (1, 3)										3	2	1	0	1	1	5						
Bob Taylor, L OBP: 0.311, SLG: 0.321 (6, 7)										2	0	0	0	0	0	1						
Dick Dietz, R OBP: 0.446, SLG: 0.634 (1, 2)										3	2	2	2	2	0	0						
Jim Ray Hart, R OBP: 0.500, SLG: 1.111 (1, 5)										5	1	4	7	0	1	1						
Al Gallagher, R OBP: 0.347, SLG: 0.420 (7, 5)										0	0	0	0	0	0	0						
Frank Johnson, R OBP: 0.361, SLG: 0.406 (1, 7)										5	1	1	0	0	1	5						
Hal Lanier, R OBP: 0.284, SLG: 0.314 (1, 6)										5	1	1	0	0	1	1						
Gaylord Perry, R OBP: 0.101, SLG: 0.116 (1, 1)										5	1	1	1	0	2	1						
Inning Stats	R: 0 E: 0 K: 0 S: 2	H: 0 LOB: 1 BB: 2 P: 10	R: 0 E: 0 K: 1 S: 6	H: 1 LOB: 1 BB: 0 P: 6	R: 2 E: 1 K: 2 S: 11	H: 4 LOB: 3 BB: 1 P: 15	R: 0 E: 0 K: 2 S: 7	H: 0 LOB: 0 BB: 0 P: 7	R: 11 E: 1 K: 0 S: 11	H: 7 LOB: 1 BB: 3 P: 24	R: 0 E: 0 K: 1 S: 5	H: 0 LOB: 1 BB: 1 P: 9	R: 0 E: 0 K: 1 S: 5	H: 0 LOB: 1 BB: 1 P: 9	R: 0 E: 0 K: 0 S: 3	H: 0 LOB: 0 BB: 0 P: 3	R: 0 E: 0 K: 0 S: 3	H: 0 LOB: 1 BB: 1 P: 7	1B: 9 2B: 1 3B: 1 HR: 1	SF: 0 SAC: 0 DP: 1 HBP: 1	WP: 0 PB: 0 SB: 2 CS: 0	PA: 49
PITCHER	IP	WLS	BF	H	R	ER	SO	BB	IBB	HBP	BLK	WP	HR	S	P	ERA	WHIP					
Phil Niekro, R ERA: 4.48	(1, 1)	4.1	L	25	9	7	5	4	0	0	0	0	1	31	47	14.54	3.000					
Aubrey Gatewood, R ERA: 4.5	(5, 1)	0.1		8	3	6	1	0	1	1	0	0	0	5	14	27.00	12.000					
Rick Kester, R ERA: 6.89	(5, 1)	4.1		16	0	0	2	3	0	0	0	0	0	17	29	0.00	0.692					

Batter	1	2	3	4	5	6	7	8	9	AB	R	H	RBI	BB	SO	LOB	BOTTOM					
Sonny Jackson, L OBP: 0.364, SLG: 0.308 (1, 6)										4	0	1	0	0	1	1	San Francisco Giants @ Atlanta Braves Atlanta Stadium, Atlanta, GA Wed Jul 08 1970, 7:05 PM EDT Att: 10,629 - Unknown					
Felix Milan, R OBP: 0.334, SLG: 0.387 (1, 4)										4	0	1	0	0	0	1						
Tony Gonzalez, L OBP: 0.313, SLG: 0.332 (1, 8)										4	0	1	0	0	0	1						
Rico Carty, R OBP: 0.463, SLG: 0.683 (1, 7)										2	0	0	0	0	2	2						
Jimmie Hall, L OBP: 0.195, SLG: 0.162 (7, 7)										2	0	0	0	0	1	0						
Orlando Cepeda, R OBP: 0.362, SLG: 0.500 (1, 3)										2	0	0	0	0	0	2						
Tommie Aaron, R OBP: 0.313, SLG: 0.625 (7, 3)										1	0	0	0	0	0	0						
Mike Lum, L OBP: 0.283, SLG: 0.402 (1, 9)										3	0	0	0	0	0	0						
Bob Aspromonte, R OBP: 0.274, SLG: 0.214 (1, 5)										3	0	2	0	0	0	0						
Bob Didier, S OBP: 0.203, SLG: 0.181 (1, 2)										3	0	0	0	0	0	2						
Phil Niekro, R OBP: 0.176, SLG: 0.204 (1, 1)										1	0	0	0	0	0	0						
Aubrey Gatewood, R (5, 1)										0	0	0	0	0	0	0						
Rick Kester, R (5, 1)										2	0	0	0	0	1	1						
Inning Stats	R: 0 E: 0 K: 1 S: 5	H: 0 LOB: 0 BB: 0 P: 5	R: 0 E: 0 K: 1 S: 5	H: 0 LOB: 0 BB: 0 P: 5	R: 0 E: 0 K: 0 S: 3	H: 0 LOB: 0 BB: 0 P: 3	R: 0 E: 0 K: 1 S: 7	H: 2 LOB: 2 BB: 0 P: 7	R: 0 E: 0 K: 0 S: 3	H: 1 LOB: 0 BB: 0 P: 3	R: 0 E: 0 K: 0 S: 4	H: 1 LOB: 1 BB: 0 P: 4	R: 0 E: 0 K: 1 S: 5	H: 0 LOB: 0 BB: 0 P: 5	R: 0 E: 0 K: 1 S: 6	H: 1 LOB: 0 BB: 0 P: 6	R: 0 E: 0 K: 0 S: 3	H: 0 LOB: 0 BB: 0 P: 3	1B: 5 2B: 0 3B: 0 HR: 0	SF: 0 SAC: 0 DP: 1 HBP: 0	WP: 0 PB: 0 SB: 0 CS: 0	PA: 31
PITCHER	IP	WLS	BF	H	R	ER	SO	BB	IBB	HBP	BLK	WP	HR	S	P	ERA	WHIP					
Gaylord Perry, R ERA: 3.6	(1, 1)	9.0	W	31	5	0	5	0	0	0	0	0	0	41	41	0.00	0.556					

Batter	1	2	3	4	5	6	7	8	9	10	11	AB	R	H	RBI	BB	SO	LOB	TOP																
Bobby Bonds, R OBP: 0.393, SLG: 0.495	(1, 9) WP 1B BB	6-3		1B		F8		F8		F8		4	1	1	0	2	0	1																	
Ron Hunt, R OBP: 0.362, SLG: 0.376	(1, 4) K			BB FC3-2 1B		F5		FC6-4 1B			6-3	6	0	2	0	0	1	3																	
Willie Mays, R OBP: 0.588, SLG: 0.512	(1, 8) WP 1B BB			F8		5-3		FC6-4 1B			WP 1-3 1B	4	3	1	0	2	0	3																	
Willie McCovey, L OBP: 0.423, SLG: 0.562	(1, 3) F2			FC3-2 BB 1B		F8		F9		4-3		5	1	1	0	1	0	3																	
Dick Dietz, R OBP: 0.447, SLG: 0.629	(1, 2) 1B			1B FC3-2 BB		5-3		1B 1B		F5		5	1	2	3	1	0	1																	
Jim Ray Hart, R OBP: 0.550, SLG: 0.929	(1, 5) F3			FC3-2 1B				F6				5	1	2	0	1	0	6																	
Al Gallagher, R OBP: 0.347, SLG: 0.420				1-2 2-3 3-H						2B		0	0	0	0	0	0	0																	
Frank Johnson, R OBP: 0.372, SLG: 0.414				SH1-4 1B		4-3		FC4-6 1B		4-3		6	0	3	2	0	0	4																	
Hal Lanier, R OBP: 0.283, SLG: 0.311				F9 1B				F6 FC4-6 1B		F7		5	0	1	2	0	0	3																	
Juan Marichal, R OBP: 0.100, SLG: 0.057				SH1-4 1-2		F5						3	0	0	0	0	0	0																	
Don McMahon, R OBP: 0.400, SLG: 0.250								F5		P1		1	0	0	0	0	0	0																	
Inning Stats	R: 2 E: 0 K: 1 S: 6	H: 1 LOB: 1 BB: 2 P: 14	R: 0 E: 0 K: 0 S: 4	H: 1 LOB: 1 BB: 0 P: 4	R: 3 E: 0 K: 1 S: 6	H: 4 LOB: 2 BB: 1 P: 10	R: 0 E: 0 K: 0 S: 4	H: 1 LOB: 1 BB: 0 P: 4	R: 0 E: 0 K: 0 S: 3	H: 0 LOB: 1 BB: 1 P: 7	R: 1 E: 0 K: 0 S: 5	H: 2 LOB: 2 BB: 1 P: 9	R: 0 E: 0 K: 0 S: 4	H: 1 LOB: 1 BB: 0 P: 4	R: 0 E: 0 K: 0 S: 3	H: 0 LOB: 0 BB: 0 P: 3	R: 1 E: 0 K: 0 S: 4	H: 1 LOB: 2 BB: 2 P: 12	1B: 12 2B: 1 3B: 0 HR: 0	SF: 0 SAC: 1 DP: 0 HBP: 0	WP: 3 PB: 0 SB: 3 CS: 0	PA: 52													
PITCHER	IP WLS BF H R ER SO BB IBB HBP BLK WP HR S P ERA WHIP																																		
Pat Jarvis, R ERA: 3.17	(1, 1)																																		
Bob Priddy, R ERA: 5.97	(8, 1)	4.0	L	17	3	1	1	0	1	1	0	0	1	0	15	23	2.25	1.000																	

San Francisco Giants @ Atlanta Braves
Atlanta Stadium, Atlanta, GA
Thu Jul 09 1970, 7:05 PM EDT
Att: 11,026 - Unknown

AB 44
R 7
H 13
RBI 7
BB 7
SO 1
LOB 24



Batter	1	2	3	4	5	6	7	8	9	10	11	AB	R	H	RBI	BB	SO	LOB	BOTTOM																
Gil Garrido, R OBP: 0.325, SLG: 0.344	(1, 6) 5-3					F5		F9		6-3		5	0	0	0	0	0	1																	
Hank Aaron, R OBP: 0.385, SLG: 0.627	(11, PH)					6-3					BB HBP BB	0	0	0	0	1	0	0																	
Tommie Aaron, R OBP: 0.313, SLG: 0.625	(11, PR)											0	0	0	0	0	0	0																	
Felix Millan, R OBP: 0.334, SLG: 0.386	(1, 4) 6-3					6-3				F7		6	0	2	0	0	0	1																	
Tony Gonzalez, L OBP: 0.323, SLG: 0.333	(1, 8) BB					FC4-6 1B		G4-6-3 1B		FC5-4 1B		2	1	1	0	3	0	1																	
Orlando Cepeda, R OBP: 0.368, SLG: 0.510	(1, 3) 6-3					FC4-6 1B		G4-6-3 1B		HR BB		4	1	2	2	2	0	3																	
Hal King, L OBP: 0.419, SLG: 0.577	(1, 2) BB 1B					K		G4-6-3 1B		HR BB		6	1	2	0	0	1	9																	
Jimmie Hall, L OBP: 0.196, SLG: 0.146	(1, 7) K					P1		2-3		2B HR BB		4	1	0	0	1	2	2																	
Mike Lum, L OBP: 0.288, SLG: 0.412	(1, 9) F9					F9		1B		F3		5	1	2	1	0	0	1																	
Clete Boyer, R OBP: 0.280, SLG: 0.333	(1, 5) BB					F8		K		4-3		4	1	1	3	1	1	1																	
Pat Jarvis, R ERA: 5.37	(1, 1)																																		
Sonny Jackson, L OBP: 0.362, SLG: 0.306	(7, PH)																																		
Bob Priddy, R OBP: 0.463, SLG: 0.333	(8, 1)																																		
Bob Aspromonte, R OBP: 0.270, SLG: 0.211	(11, PH)																																		
Inning Stats	R: 0 E: 0 K: 0 S: 3	H: 0 LOB: 1 BB: 1 P: 7	R: 0 E: 0 K: 1 S: 6	H: 1 LOB: 2 BB: 1 P: 10	R: 0 E: 0 K: 1 S: 7	H: 2 LOB: 2 BB: 0 P: 7	R: 0 E: 0 K: 0 S: 3	H: 0 LOB: 0 BB: 0 P: 3	R: 0 E: 0 K: 0 S: 3	H: 1 LOB: 1 BB: 1 P: 7	R: 0 E: 0 K: 1 S: 6	H: 1 LOB: 1 BB: 0 P: 6	R: 6 E: 0 K: 1 S: 10	H: 5 LOB: 1 BB: 1 P: 14	R: 0 E: 0 K: 0 S: 5	H: 0 LOB: 0 BB: 2 P: 10	R: 0 E: 0 K: 1 S: 5	H: 0 LOB: 0 BB: 5 P: 5	R: 0 E: 0 K: 0 S: 3	H: 0 LOB: 3 BB: 2 P: 12	1B: 7 2B: 1 3B: 0 HR: 2	SF: 0 SAC: 0 DP: 2 HBP: 1	WP: 0 PB: 0 SB: 0 CS: 0	PA: 50											
PITCHER	IP WLS BF H R ER SO BB IBB HBP BLK WP HR S P ERA WHIP																																		
Juan Marichal, R ERA: 5.37	(1, 1)																																		
Don McMahon, R ERA: 3.53	(8, 1)	3.2	W	17	2	2	2	2	4	0	0	0	0	1	16	33	4.91	1.636																	

San Francisco Giants @ Atlanta Braves
Atlanta Stadium, Atlanta, GA
Thu Jul 09 1970, 7:05 PM EDT
Att: 11,026 - Unknown

AB 41
R 6
H 10
RBI 6
BB 8
SO 5
LOB 22



Batter	1	2	3	4	5	6	7	8	9	AB	R	H	RBI	BB	SO	LOB	TOP											
Bobby Bonds, R OBP: 0.391, SLG: 0.491 (1, 9)										5	1	1	1	0	3	4	San Francisco Giants @ Houston Astros Astrodome, Houston, TX Fri Jul 10 1970, 8:05 PM EDT Att: 17,770 - Unknown											
Ron Hunt, R OBP: 0.401, SLG: 0.390 Bob Heise, R OBP: 0.269, SLG: 0.317 (1, 4) (6, 4)										4	1	4	2	0	0	0												
Willie Mays, R OBP: 0.368, SLG: 0.512 (1, 8)										4	1	2	2	0	0	3												
Willie McCovey, L OBP: 0.423, SLG: 0.562 (1, 3)										5	0	2	2	0	1	2												
Dick Dietz, R OBP: 0.450, SLG: 0.626 (1, 2)										3	0	1	0	1	2	2												
Jim Ray Hart, R OBP: 0.474, SLG: 0.824 Al Gallagher, R OBP: 0.345, SLG: 0.417 (1, 5) (6, 5)										3	1	1	0	0	1	1												
Frank Johnson, R OBP: 0.361, SLG: 0.490 (1, 7)										5	1	1	0	0	0	3												
Hal Lanier, R OBP: 0.281, SLG: 0.309 (1, 6)										5	1	1	0	0	2	4												
Frank Reberger, L OBP: 0.286, SLG: 0.357 Mike Davison, L Jerry Johnson, R (1, 1) (6, 1) (8, 1)										2	1	2	0	0	0	0												
Inning Stats	R: 0 E: 0 K: 1 S: 6	H: 1 LOB: 1 BB: 0 P: 6	R: 0 E: 0 K: 2 S: 7	H: 0 LOB: 0 BB: 0 P: 7	R: 2 E: 1 K: 1 S: 8	H: 3 LOB: 1 BB: 0 P: 8	R: 0 E: 0 K: 0 S: 2	H: 0 LOB: 0 BB: 1 P: 6	R: 2 E: 0 K: 1 S: 9	H: 4 LOB: 2 BB: 0 P: 9	R: 0 E: 0 K: 1 S: 6	H: 1 LOB: 1 BB: 0 P: 6	R: 0 E: 0 K: 1 S: 5	H: 0 LOB: 0 BB: 0 P: 5	R: 2 E: 0 K: 2 S: 10	H: 3 LOB: 2 BB: 0 P: 11		1B: 14 2B: 2 3B: 0 HR: 0	SF: 1 SAC: 2 DP: 1 HBP: 1	WP: 0 PB: 0 SB: 0 CS: 0	PA: 44							
PITCHER	IP	WLS	BF	H	R	ER	SO	BB	IBB	HBP	BLK	WP	HR	S	P	ERA	WHIP											
Denny Lemaster, L ERA: 4.65 George Culver, R ERA: 4.33 Jim Bouton, R ERA: 6.15 Fred Gladding, R ERA: 3.92	(1, 1)	5.0	L	25	10	6	4	5	1	0	0	0	0	0	34	38	7.20	2.200										

Batter	1	2	3	4	5	6	7	8	9	AB	R	H	RBI	BB	SO	LOB	BOTTOM										
Jesus Alou, R OBP: 0.326, SLG: 0.356 (1, 9)										4	1	0	0	1	0	3	San Francisco Giants @ Houston Astros Astrodome, Houston, TX Fri Jul 10 1970, 8:05 PM EDT Att: 17,770 - Unknown										
Joe Morgan, L OBP: 0.406, SLG: 0.395 (1, 4)										3	2	1	0	2	0	1											
Jimmy Wynn, R OBP: 0.383, SLG: 0.485 (1, 7)										3	0	1	1	1	1	1											
Bob Watson, R OBP: 0.348, SLG: 0.508 (1, 3)										4	0	0	1	0	2	4											
Denis Menke, R OBP: 0.376, SLG: 0.415 (1, 6)										4	0	1	0	0	1	2											
Cesar Cedeno, R OBP: 0.247, SLG: 0.309 (1, 8)										2	1	0	0	1	0	2											
Doug Rader, R OBP: 0.304, SLG: 0.414 (1, 5)										3	1	0	0	1	0	1											
Johnny Edwards, L OBP: 0.244, SLG: 0.268 Cesar Geronimo, L OBP: 1.000, SLG: 1.000 Fred Gladding, L (1, 2) (8, PR) (9, 1)										3	0	2	2	1	0	0											
Denny Lemaster, R OBP: 0.236, SLG: 0.237 George Culver, R OBP: 0.198, SLG: 0.294 Gary Carter, R OBP: 0.226, SLG: 0.299 Hector Torres, R OBP: 0.162, SLG: 0.200 Jim Bouton, R OBP: 0.162, SLG: 0.200 Marty Martinez, S OBP: 0.200, SLG: 0.271 (1, 1) (6, 1) (6, PR) (7, 1) (8, PR) (9, 2)										2	0	1	0	0	0	1											
Inning Stats	R: 1 E: 0 K: 1 S: 5	H: 0 LOB: 2 BB: 3 P: 17	R: 0 E: 0 K: 0 S: 4	H: 1 LOB: 1 BB: 0 P: 4	R: 1 E: 0 K: 1 S: 6	H: 1 LOB: 0 BB: 0 P: 6	R: 0 E: 0 K: 0 S: 3	H: 0 LOB: 0 BB: 0 P: 3	R: 1 E: 1 K: 1 S: 7	H: 2 LOB: 1 BB: 0 P: 7	R: 2 E: 0 K: 0 S: 4	H: 1 LOB: 1 BB: 2 P: 12	R: 0 E: 0 K: 0 S: 2	H: 0 LOB: 0 BB: 1 P: 6	R: 0 E: 0 K: 0 S: 4	H: 1 LOB: 2 BB: 1 P: 8		R: 0 E: 0 K: 1 S: 5	H: 0 LOB: 0 BB: 0 P: 5	1B: 5 2B: 1 3B: 0 HR: 0	SF: 1 SAC: 1 DP: 1 HBP: 0	WP: 1 PB: 0 SB: 3 CS: 0	PA: 39				
PITCHER	IP	WLS	BF	H	R	ER	SO	BB	IBB	HBP	BLK	WP	HR	S	P	ERA	WHIP										
Frank Reberger, R ERA: 6.32 Mike Davison, L ERA: 9.0 Jerry Johnson, R ERA: 5.86	(1, 1)	5.1	W	26	5	5	4	3	5	0	0	0	0	27	47	6.75	1.875										



Batter	1	2	3	4	5	6	7	8	9	10	11	12	13	14	AB	R	H	RBI	BB	SO	LOB	TOP						
Bobby Bonds, R OBP: 0.387, SLG: 0.494 (1, 9)	F8		5-3			6-3		K		5-3			HR		6	1	1	1	0	1	0							
Ron Hunt, R OBP: 0.400, SLG: 0.389 Bob Heise, R OBP: 0.261, SLG: 0.306 (1, 4) (7, 4)	F9			F5			HR	K		1-3			F8		3	1	1	0	0	0	0							
Willie Mays, R OBP: 0.368, SLG: 0.519 (1, 9)				5-3			F9						1-3		6	1	2	1	0	0	1							
Willie McCovey, L OBP: 0.424, SLG: 0.572 Don Mason, L OBP: 0.207, SLG: 0.115 Bob Taylor, L OBP: 0.302, SLG: 0.309 (1, 3) (9, PR) (9, 7)	4-3			F7			HR			4-3			F5		4	1	2	2	0	0	1							
Dick Dietz, R OBP: 0.451, SLG: 0.627 John Stephenson, L (1, 2) (3, 2)			G4-3			F3		3-1		F4					1	0	1	0	0	0	0							
Jim Ray Hart, R OBP: 0.455, SLG: 0.750 Al Callender, R OBP: 0.340, SLG: 0.410 (1, 5) (7, 5)			K			K				4-3			4-3		3	0	1	0	0	2	1							
Frank Johnson, R OBP: 0.360, SLG: 0.380 (1, 7) (9, 3)			G4-3			F8							F6		4	0	0	0	2	0	1							
Hal Lanier, R OBP: 0.279, SLG: 0.306 (1, 6)						G3		6-3		F5					5	0	1	0	0	1	4							
Rich Robertson, R OBP: 0.071, SLG: 0.238 Jerry Johnson, R (1, 1) (6, 1)						K				F2			FC4-6		2	0	0	0	0	2	0							
Don McMahon, R OBP: 0.364, SLG: 0.222 Tito Fuentes, S OBP: 0.273, SLG: 0.313 Mike Davison, L (12, PH) (12, 1)						K							FC4-6		1	0	0	0	0	0	0							
Inning Stats	R: 0 E: 0 K: 0 S: 4	H: 1 LOB: 1 BB: 0 P: 4	R: 0 E: 0 K: 1 S: 5	H: 1 LOB: 0 BB: 0 P: 5	R: 0 E: 0 K: 2 S: 7	H: 0 LOB: 0 BB: 0 P: 7	R: 0 E: 0 K: 1 S: 5	H: 0 LOB: 0 BB: 0 P: 5	R: 0 E: 0 K: 1 S: 5	H: 0 LOB: 0 BB: 0 P: 5	R: 2 E: 0 K: 0 S: 6	H: 3 LOB: 2 BB: 1 P: 10	R: 0 E: 0 K: 2 S: 7	H: 0 LOB: 0 BB: 0 P: 7	R: 1 E: 0 K: 0 S: 5	H: 2 LOB: 1 BB: 1 P: 9	R: 0 E: 0 K: 1 S: 5	H: 0 LOB: 0 BB: 0 P: 5	R: 0 E: 0 K: 1 S: 5	H: 1 LOB: 1 BB: 0 P: 4	R: 1 E: 0 K: 0 S: 4	H: 1 LOB: 0 BB: 0 P: 4	R: 0 E: 0 K: 0 S: 3	H: 0 LOB: 0 BB: 0 P: 3	1B: 6 2B: 0 3B: 0 HR: 3	SF: 0 SAC: 0 DP: 1 HBP: 0	WP: 0 PB: 0 CS: 0	PA: 52
PITCHER	IP	WLS	BF	H	R	ER	SO	BB	IBB	HBP	BLK	WP	HR	S	P	ERA	WHIP											
Larry Dierker, R ERA: 3.9 (1, 1)	9.0		35	7	3	3	7									3.00	0.889											
Jim Ray, R ERA: 4.1 (10, 1)	2.0	6	0	0	0	2	0	0	0	0	0	0	0	10	10	0.00	0.000											
Fred Gladding, R ERA: 3.95 (12, 1)	2.0	8	2	1	1	0	0	0	0	0	0	0	1	8	8	4.50	1.000											
Jim Bouton, R ERA: 6.05 (14, 1)	1.0	W	3	0	0	0	0	0	0	0	0	0	0	3	3	0.00	0.000											

San Francisco Giants @ Houston Astros
Astrodome, Houston, TX
Sat Jul 11 1970, 4:33 AM EDT
Att: 27,208 - Unknown

AB 50
R 4
H 9
RBI 4
BB 2
SO 9
LOB 11



Batter	1	2	3	4	5	6	7	8	9	10	11	12	13	14	AB	R	H	RBI	BB	SO	LOB	BOTTOM						
Jesus Alou, R OBP: 0.333, SLG: 0.362 (1, 9)	1B			4-3				6-3		F4		6-3			8	0	4	0	0	0	0							
Joe Morgan, L OBP: 0.414, SLG: 0.404 (1, 4)	F5			4-3								FC4-6			6	0	4	1	2	0	1							
Jimmy Wynn, R OBP: 0.386, SLG: 0.478 (1, 7) (11, 7)	FC5			F3				CS		F8					4	0	0	0	4	0	4							
Bob Watson, R OBP: 0.357, SLG: 0.512 Joe Pappone, L OBP: 0.295, SLG: 0.470 Hector Torres, R OBP: 0.273, SLG: 0.250 Marty Martinez, S OBP: 0.282, SLG: 0.260 (1, 3) (9, PR) (10, 6) (10, PH) (11, 6)						5-3		FC4-6					F3		5	1	3	0	0	0	2							
Denis Menke, R OBP: 0.379, SLG: 0.421 (1, 6) (10, 3)						F7							F4		0	1	0	0	0	0	0							
Cesar Cedeno, R OBP: 0.247, SLG: 0.303 (1, 8)	FC5			E1						K		6-3			8	1	2	0	0	2	11							
Doug Rader, R OBP: 0.312, SLG: 0.419 (1, 5)				K				F8							6	1	3	0	2	2	4							
Johnny Edwards, L OBP: 0.244, SLG: 0.267 (1, 2)				F7				5-3		4-3			FC4-6		5	0	1	2	1	0	4							
Larry Dierker, R ERA: 3.9 (1, 1) Norm Larker, R ERA: 3.99 (10, 1) Keith Garber, R ERA: 3.36 (12, 1) Fred Gladding, R ERA: 3.95 (14, 1) Don Bryant, R ERA: 6.05 (14, 1)						6-3				K			FC6-4		4	1	1	0	0	1	2							
Inning Stats	R: 0 E: 0 K: 1 S: 7	H: 2 LOB: 3 BB: 1 P: 11	R: 1 E: 0 K: 1 S: 8	H: 3 LOB: 2 BB: 0 P: 8	R: 1 E: 1 K: 1 S: 8	H: 2 LOB: 2 BB: 0 P: 8	R: 0 E: 0 K: 0 S: 5	H: 2 LOB: 2 BB: 0 P: 5	R: 0 E: 0 K: 0 S: 4	H: 1 LOB: 1 BB: 0 P: 4	R: 0 E: 0 K: 1 S: 5	H: 1 LOB: 1 BB: 0 P: 5	R: 1 E: 0 K: 1 S: 7	H: 2 LOB: 2 BB: 1 P: 15	R: 0 E: 0 K: 0 S: 3	H: 0 LOB: 2 BB: 2 P: 11	R: 0 E: 0 K: 1 S: 5	H: 0 LOB: 1 BB: 1 P: 9	R: 0 E: 0 K: 1 S: 6	H: 1 LOB: 3 BB: 2 P: 14	R: 1 E: 0 K: 0 S: 6	H: 4 LOB: 3 BB: 1 P: 10	R: 1 E: 0 K: 0 S: 4	H: 2 LOB: 1 BB: 0 P: 4	1B: 18 2B: 2 3B: 1 HR: 0	SF: 2 SAC: 0 DP: 0 HBP: 0	WP: 0 PB: 0 SB: 1 CS: 1	PA: 72
PITCHER	IP	WLS	BF	H	R	ER	SO	BB	IBB	HBP	BLK	WP	HR	S	P	ERA	WHIP											
Rich Robertson, R ERA: 4.93 (6, 1)	5.1		29	10	2	3	3									1.69	2.250											
Jerry Johnson, R ERA: 5.83 (9, 1)	3.0	11	3	1	1	1	0	0	0	0	0	0	13	13	3.00	1.000												
Don McMahon, R ERA: 3.36 (12, 1)	2.2	14	1	0	0	2	2	3	0	0	0	0	13	13	0.00	1.125												
Mike Davison, L ERA: 8.53 (12, 1)	2.2	L	17	7	2	2	1	0	3	0	0	0	16	28	6.75	2.625												

San Francisco Giants @ Houston Astros
Astrodome, Houston, TX
Sat Jul 11 1970, 4:33 AM EDT
Att: 27,208 - Unknown

AB 59
R 5
H 21
RBI 5
BB 10
SO 7
LOB 45



Batter	1	2	3	4	5	6	7	8	9	AB	R	H	RBI	BB	SO	LOB	TOP			
Bobby Bonds, R OBP: 0.385, SLG: 0.493 (1, 9)										5	1	1	0	0	2	2	San Francisco Giants @ Houston Astros Astrodome, Houston, TX Sun Jul 12 1970, 4:33 AM EDT Att: 25,003 - Unknown			
Ron Hunt, R OBP: 0.400, SLG: 0.402 (1, 4)										5	2	2	1	0	0	2				
Willie Mays, R OBP: 0.371, SLG: 0.521 (1, 8)										3	1	2	1	1	1	0				
Jim Ray Hart, R OBP: 0.444, SLG: 0.696 (1, 5)										3	1	1	1	1	0	1				
John Stephenson, L (1, 2)										5	1	0	0	0	1	5				
Frank Johnson, R OBP: 0.382, SLG: 0.381 (1, 3)										5	1	2	1	0	0	1				
Bob Taylor, L OBP: 0.309, SLG: 0.305 (1, 7)										4	0	1	0	0	2	3				
Hal Lanier, R OBP: 0.276, SLG: 0.303 (1, 6)										3	0	0	0	0	0	1				
Willie McCovey, L OBP: 0.422, SLG: 0.570 (8, PH)										1	0	0	0	0	1	3				
Frank Reberger, L OBP: 0.286, SLG: 0.357 (9, 1)										0	0	0	0	0	0	0				
Don McMahon, R OBP: 0.364, SLG: 0.222 (9, 1)										0	0	0	0	0	0	0				
Gaylord Perry, R OBP: 0.100, SLG: 0.114 (5, PH)										1	0	0	0	0	1	0				
Al Gliedner, R OBP: 0.338, SLG: 0.408 (5, PH)										1	0	0	0	0	0	0				
Juan Marchal, R OBP: 0.100, SLG: 0.055 (5, PH)										1	0	0	0	0	1	1				
Dick Blazinger, R OBP: 0.100, SLG: 0.028 (5, PH)										1	0	1	2	0	0	0				
Tilo Fuentes, S OBP: 0.173, SLG: 0.313 (8, 9)										0	0	0	0	0	0	0				
Inning Stats	R: 0 E: 0 K: 2 S: 7	H: 0 LOB: 0 BB: 7	R: 0 E: 1 K: 1 S: 6	H: 0 LOB: 1 BB: 0 P: 6	R: 0 E: 0 K: 1 S: 5	H: 0 LOB: 1 BB: 1 P: 9	R: 0 E: 0 K: 1 S: 5	H: 0 LOB: 1 BB: 0 P: 5	R: 1 E: 1 K: 0 S: 6	H: 2 LOB: 2 BB: 0 P: 6	R: 0 E: 0 K: 1 S: 6	H: 1 LOB: 1 BB: 0 P: 6	R: 5 E: 1 K: 2 S: 12	H: 4 LOB: 2 BB: 1 P: 17	R: 1 E: 0 K: 0 S: 6	H: 3 LOB: 2 BB: 0 P: 6	1B: 8 2B: 1 3B: 0 HR: 1	SF: 2 SAC: 0 DP: 0 HBP: 1	WP: 1 PB: 0 SB: 0 CS: 0	PA: 43
PITCHER	IP	WLS	BF	H	R	ER	SO	BB	IBB	HBP	BLK	WP	HR	S	P	ERA	WHIP			
Tom Griffin, R ERA: 4.53 (1, 1)	7.1		31	5	4	3	8	2	0	0	0	1	1	45	53	3.68	0.955			
Jack Billingham, R ERA: 3.41 (8, 1)	0.0		3	1	0	0	0	0	0	1	0	0	0	2	3	∞	∞			
Jack Dilauro, L ERA: 4.15 (8, 1)	0.1		1	0	0	0	1	0	0	0	0	0	0	3	3	0.00	0.000			
Fred Gladding, R ERA: 3.95 (8, 1)	0.0		1	1	2	0	0	0	0	0	0	0	0	1	1	∞	∞			
Jim Ray, R ERA: 4.15 (8, 1)	1.1	W	7	3	1	1	0	0	0	0	0	0	0	7	7	6.75	2.250			

Batter	1	2	3	4	5	6	7	8	9	AB	R	H	RBI	BB	SO	LOB	BOTTOM			
Jesus Alou, R OBP: 0.335, SLG: 0.368 (1, 9)										5	1	2	0	0	0	1	San Francisco Giants @ Houston Astros Astrodome, Houston, TX Sun Jul 12 1970, 4:33 AM EDT Att: 25,003 - Unknown			
Joe Morgan, L OBP: 0.417, SLG: 0.413 (1, 4)										4	3	2	0	1	0	0				
Jimmy Wynn, R OBP: 0.386, SLG: 0.477 (1, 7)										5	1	2	1	0	2	1				
Bob Watson, R OBP: 0.366, SLG: 0.519 (1, 3)										4	1	3	3	0	1	0				
Denis Menke, R OBP: 0.382, SLG: 0.425 (1, 6)										4	1	2	1	1	0	1				
Doug Rader, R OBP: 0.316, SLG: 0.429 (1, 5)										5	1	3	2	0	2	2				
Cesar Cedeno, R OBP: 0.250, SLG: 0.326 (1, 8)										3	0	1	1	0	1	1				
Norm Miller, L OBP: 0.381, SLG: 0.399 (8, PH)										0	0	0	0	1	0	0				
Johnny Edwards, L OBP: 0.241, SLG: 0.263 (1, 2)										4	0	0	0	0	1	2				
Tom Griffin, R ERA: 4.53 (5, PH)										3	0	0	0	0	1	1				
Jack Billingham, R ERA: 3.41 (5, PH)										0	0	0	0	0	0	0				
Jack Dilauro, L ERA: 4.15 (5, PH)										0	0	0	0	0	0	0				
Fred Gladding, L ERA: 3.95 (5, PH)										0	0	0	0	0	0	0				
Jim Ray, R ERA: 4.15 (5, PH)										0	0	0	0	0	0	0				
Marty Martinez, S OBP: 0.173, SLG: 0.313 (5, PH)										1	0	0	0	0	0	0				
Inning Stats	R: 1 E: 0 K: 2 S: 10	H: 4 LOB: 2 BB: 0 P: 10	R: 0 E: 0 K: 2 S: 7	H: 0 LOB: 0 BB: 0 P: 7	R: 1 E: 0 K: 0 S: 5	H: 2 LOB: 1 BB: 0 P: 5	R: 1 E: 0 K: 0 S: 5	H: 2 LOB: 1 BB: 0 P: 5	R: 2 E: 1 K: 1 S: 8	H: 3 LOB: 1 BB: 0 P: 8	R: 0 E: 0 K: 0 S: 3	H: 0 LOB: 0 BB: 0 P: 3	R: 0 E: 0 K: 1 S: 5	H: 0 LOB: 1 BB: 1 P: 9	R: 3 E: 0 K: 0 S: 5	H: 4 LOB: 3 BB: 2 P: 13	1B: 10 2B: 2 3B: 3 HR: 0	SF: 1 SAC: 0 DP: 0 HBP: 0	WP: 1 PB: 0 SB: 0 CS: 0	PA: 42
PITCHER	IP	WLS	BF	H	R	ER	SO	BB	IBB	HBP	BLK	WP	HR	S	P	ERA	WHIP			
Gaylord Perry, R ERA: 3.74 (6, 1)	5.0		25	11	5	5	5	0	0	0	0	0	0	35	35	9.00	2.200			
Juan Marchal, R ERA: 5.28 (8, 1)	2.0		6	0	0	0	2	0	0	0	0	0	0	10	10	0.00	0.000			
Frank Reberger, R ERA: 6.47 (8, 1)	1.1		7	1	2	2	1	2	0	0	0	1	0	7	15	13.50	2.250			
Don McMahon, R ERA: 3.52 (9, 1)	0.0	L	4	3	1	1	0	0	1	0	0	0	0	3	7	∞	∞			



Batter	1	2	3	4	5	6	7	8	9	AB	R	H	RBI	BB	SO	LOB	TOP								
Mary Staehle, L (1.4) OBP: 0.332, SLG: 0.277	F8		F4		6-3		FC1-6 F9-3-6 BB 1-2	FC4-2 FC6-4		5	0	0	0	0	0	3	Montreal Expos @ San Francisco Giants Candlestick Park, San Francisco, CA Fri Jul 17 1970, 10:05 PM EDT Att: 11,543 - Unknown								
Mack Jones, L (1.7) OBP: 0.390, SLG: 0.474	HR		HR		3-1		BB	FC6-4 1-2		4	2	2	2	1	0	2									
Rusty Staub, L (1.9) OBP: 0.427, SLG: 0.515	K		K				F9-3-6 2-3		E4	5	1	1	0	0	2	2									
Ron Fairly, L (1.3) OBP: 0.386, SLG: 0.408	3-4-1				F7				K	5	1	1	0	0	2	2									
Jim Gosger, L (1.8) OBP: 0.403, SLG: 0.441		G3			WP 1B BB				F7	3	2	1	1	2	0	1									
John Bateman, R (1.2) OBP: 0.278, SLG: 0.406	K				1B				F8	5	1	2	1	0	1	3									
Coco Laboy, R (1.5) OBP: 0.299, SLG: 0.340					F4					4	0	2	1	0	0	3									
Bobby Wine, R (1.6) OBP: 0.268, SLG: 0.281					4-3					4	0	1	1	0	0	4									
Carl Morton, R (1.1) OBP: 0.204, SLG: 0.188			K							4	0	1	0	0	2	2									
Claude Raymond, R (8.1)					5-3					0	0	0	0	0	0	0									
Inning Stats	R: 1 E: 0 K: 1 S: 6	H: 1 LOB: 0 BB: 0 P: 6	R: 0 E: 0 K: 1 S: 6	H: 1 LOB: 1 BB: 0 P: 6	R: 1 E: 0 K: 2 S: 8	H: 1 LOB: 0 BB: 1 P: 8	R: 1 E: 0 K: 0 S: 4	H: 1 LOB: 1 BB: 1 P: 8	R: 0 E: 0 K: 0 S: 3	H: 0 LOB: 0 BB: 0 P: 3	R: 1 E: 0 K: 1 S: 8	H: 3 LOB: 2 BB: 0 P: 8	R: 0 E: 0 K: 0 S: 3	H: 1 LOB: 1 BB: 1 P: 7	R: 3 E: 2 K: 1 S: 9	H: 3 LOB: 2 BB: 1 P: 13	R: 0 E: 1 K: 2 S: 6	H: 0 LOB: 1 BB: 0 P: 6	1B: 7 2B: 3 3B: 0 HR: 2	SF: 0 SAC: 0 DP: 1 HBP: 0	WP: 2 PB: 0 CS: 0	PA: 42			
PITCHER	IP	WLS	BF	H	R	ER	SO	BB	IBB	HBP	BLK	WP	HR	S	P	ERA	WHIP								
Juan Marichal, R (1.1) ERA: 5.3	6.0	L	26	7	4	4	5	1	0	0	0	1	2	35	39	6.00	1.333								
Mike McCormick, L (7.1) ERA: 8.2	1.0		4	1	0	0	0	1	0	0	0	0	0	3	7	0.00	2.000								
Mike Davison, L (8.1) ERA: 9.24	0.0		2	1	2	1	0	1	0	0	0	0	0	1	5	∞	∞								
Jerry Johnson, R (8.1) ERA: 5.36	2.0		10	2	1	0	2	0	0	0	0	0	0	14	14	0.00	1.000								


AB	39
R	7
H	11
RBI	6
BB	3
SO	7
LOB	22




Batter	1	2	3	4	5	6	7	8	9	AB	R	H	RBI	BB	SO	LOB	BOTTOM								
Bobby Bonds, R (1.9) OBP: 0.383, SLG: 0.490	F8		F2			K				4	1	1	0	0	1	1	Montreal Expos @ San Francisco Giants Candlestick Park, San Francisco, CA Fri Jul 17 1970, 10:05 PM EDT Att: 11,543 - Unknown								
Ron Hunt, R (1.4) OBP: 0.405, SLG: 0.400	BB BB BB		F8			BB BB		BB BB		1	1	0	0	3	0	0									
Willie Mays, R (1.8) OBP: 0.373, SLG: 0.530	BB BB				K		F6		BB BB	3	1	1	3	1	1	2									
Willie McCovey, L (1.3) OBP: 0.423, SLG: 0.566	BB BB				4-3				BB BB	2	0	0	0	2	0	0									
Dick Dietz, R (1.2) OBP: 0.448, SLG: 0.619	G6-4-3 1-2				5-3				BB	4	0	0	0	0	0	6									
Jim Ray Hart, R (1.5) OBP: 0.452, SLG: 0.667										4	0	2	0	0	2	0									
Al Gallagher, R (9.5) OBP: 0.338, SLG: 0.408			K			G4-3 1B		1B		0	0	0	0	0	0	0									
Frank Johnson, R (1.7) OBP: 0.347, SLG: 0.364			F9			G4-3 1-2		F9		4	0	0	0	0	0	2									
Hal Lanier, R (1.6) OBP: 0.276, SLG: 0.302			F9			4-3				4	0	1	0	0	1	0									
Juan Marichal, R (1.1) OBP: 0.103, SLG: 0.054										1	0	0	0	0	0	0									
Bob Taylor, L (6.9) OBP: 0.319, SLG: 0.305										0	0	0	0	0	1	0									
Mike McCormick, L (7.1) OBP: 0.102, SLG: 0.205										0	0	0	0	0	0	0									
Ken Henderson, L (7.9) OBP: 0.062, SLG: 0.076										1	0	0	0	0	0	2									
Mike Davison, L (8.1) OBP: 0.062, SLG: 0.076										0	0	0	0	0	0	0									
Jerry Johnson, R (8.1) ERA: 5.36										0	0	0	0	0	0	0									
John Stephenson, L (8.9)										1	0	0	0	0	1	0									
Inning Stats	R: 0 E: 0 K: 0 S: 2	H: 0 LOB: 2 BB: 3 P: 14	R: 0 E: 0 K: 1 S: 5	H: 0 LOB: 0 BB: 0 P: 5	R: 0 E: 0 K: 0 S: 3	H: 0 LOB: 0 BB: 0 P: 3	R: 0 E: 0 K: 1 S: 5	H: 0 LOB: 0 BB: 0 P: 5	R: 0 E: 0 K: 1 S: 5	H: 1 LOB: 0 BB: 0 P: 3	R: 0 E: 0 K: 1 S: 5	H: 0 LOB: 3 BB: 3 P: 17	R: 0 E: 0 K: 0 S: 4	H: 2 LOB: 1 BB: 0 P: 4	R: 3 E: 0 K: 1 S: 7	H: 2 LOB: 0 BB: 1 P: 11	R: 0 E: 0 K: 2 S: 7	H: 0 LOB: 0 BB: 0 P: 7	1B: 4 2B: 0 3B: 0 HR: 1	SF: 0 SAC: 0 DP: 3 HBP: 0	WP: 0 PB: 0 CS: 0	PA: 36			
PITCHER	IP	WLS	BF	H	R	ER	SO	BB	IBB	HBP	BLK	WP	HR	S	P	ERA	WHIP								
Carl Morton, R (1.1) ERA: 3.79	7.0	W	30	5	3	3	3	7	0	0	0	0	1	29	57	3.86	1.714								
Claude Raymond, R (8.1) ERA: 3.97	2.0	S	6	0	0	0	3	0	0	0	0	0	0	12	12	0.00	0.000								

AB	29
R	3
H	5
RBI	3
BB	7
SO	6
LOB	13




Batter	1	2	3	4	5	6	7	8	9	AB	R	H	RBI	BB	SO	LOB	TOP	
Mary Staehle, L (1,4) OBP: 0.330, SLG: 0.282	3-1			F7		4-3 1-H 2B		F8		4	0	1	1	0	0	0	<p>Montreal Expos @ San Francisco Giants Candlestick Park, San Francisco, CA</p> <p>Sat Jul 18 1970, 6:33 AM EDT Att: 28,879 - Unknown</p> <p>livebaseballscorecards.com</p> <p>AB 30 R 1 H 4 RBI 1 BB 2 SO 2 LOB 8</p> 	
Mack Jones, L (1,7) OBP: 0.397, SLG: 0.467	3-1			BB		4-3			K	3	0	0	0	1	1			
Rusty Staub, L (1,9) OBP: 0.422, SLG: 0.508	P1			K		F9			F8	4	0	0	0	0	1	2		
Ron Fairly, L (1,3) OBP: 0.384, SLG: 0.410		G3		F9				F6		4	0	1	0	0	0	1		
Jim Gosger, L (1,8) OBP: 0.407, SLG: 0.438	P1				3-1				2B	3	0	1	0	1	0	0		
John Bateman, R (1,2) OBP: 0.278, SLG: 0.404	5-3				F3				BB	4	0	1	0	0	0	2		
Coco Laboy, R (1,5) OBP: 0.257, SLG: 0.337				F4		F6			G6-4-3	3	0	0	0	0	0	2		
Bobby Wine, R (1,6) OBP: 0.267, SLG: 0.280 (6, PH)				6-3		F9			6-3	1	0	0	0	0	0	0		
Ron Brand, R (6, PH)				6-3						2	0	0	0	0	0	0		
Mike Wegener, R (1,1) OBP: 0.077, SLG: 0.077				6-3					1-3	1	0	0	0	0	0	0		
Jim Fairley, L (6, PH) OBP: 0.328, SLG: 0.400										0	1	0	0	0	0	0		
Bill Dillman, R (6, PH)										0	0	0	0	0	0	0		
Bob Bailey, R (8, PH) OBP: 0.424, SLG: 0.681										1	0	0	0	0	0	0		
Dan McGinn, L (8,1) OBP: 0.125, SLG: 0.125						2B HBP				0	0	0	0	0	0	0		
Inning Stats	R: 0 E: 0 K: 0 S: 3	H: 0 LOB: 0 BB: 0 P: 3	R: 0 E: 0 K: 0 S: 3	H: 0 LOB: 0 BB: 0 P: 3	R: 0 E: 0 K: 1 S: 5	H: 0 LOB: 1 BB: 1 P: 9	R: 0 E: 0 K: 0 S: 3	H: 0 LOB: 0 BB: 0 P: 3	R: 1 E: 0 K: 0 S: 4	H: 1 LOB: 1 BB: 0 P: 5	R: 0 E: 0 K: 0 S: 4	H: 2 LOB: 1 BB: 0 P: 4	R: 0 E: 0 K: 1 S: 6	H: 0 LOB: 0 BB: 1 P: 10	1B: 2 2B: 2 3B: 0 HR: 0	SF: 0 SAC: 0 DP: 1 HBP: 1	WP: 0 PB: 0 SB: 0 CS: 0	PA: 33
PITCHER Gaylord Perry, R (1,1) ERA: 3.62	IP: 9.0 WLS: W BF: 33 H: 4 R: 1 ER: 1 SO: 2 BB: 2 IBB: 0 HBP: 1 BLK: 0 WP: 0 HR: 0 S: 34 P: 43 ERA: 1.00 WHIP: 0.667											PITCHER	IP: 9.0 WLS: W BF: 33 H: 4 R: 1 ER: 1 SO: 2 BB: 2 IBB: 0 HBP: 1 BLK: 0 WP: 0 HR: 0 S: 34 P: 43 ERA: 1.00 WHIP: 0.667					

Batter	1	2	3	4	5	6	7	8	9	AB	R	H	RBI	BB	SO	LOB	BOTTOM				
Bobby Bonds, R (1,9) OBP: 0.383, SLG: 0.491 (7,8)	E FC3-6 1B	1-3	F3			1B 2B			K	5	2	2	1	0	1	1	<p>Montreal Expos @ San Francisco Giants Candlestick Park, San Francisco, CA</p> <p>Sat Jul 18 1970, 6:33 AM EDT Att: 28,879 - Unknown</p> <p>livebaseballscorecards.com</p> <p>AB 34 R 10 H 12 RBI 10 BB 5 SO 6 LOB 21</p> 				
Ron Hunt, R (1,4) OBP: 0.401, SLG: 0.394	E6 FC3-6 SF7 BB	1-3		HBP		F5			5-3	4	1	0	0	0	0	3					
Willie Mays, R (1,8) OBP: 0.378, SLG: 0.531	FC3-6 1-2 BB									3	1	2	1	1	1	1					
Bob Taylor, L (7,7) OBP: 0.314, SLG: 0.300	FC3-6 1-2 BB	2B	1B			BB 2B			F7	1	0	0	0	0	0	0					
Willie McCovey, L (1,3) OBP: 0.423, SLG: 0.567	FC3-6 BB 2B					F8				5	1	2	2	0	1	4					
Dick Dietz, R (1,2) OBP: 0.444, SLG: 0.613	SF7	F8				F7			G4-6-3	3	0	0	1	1	0	3					
Jim Ray Hart, R (1,5) OBP: 0.500, SLG: 0.690	3-H									2	1	2	0	1	0	0					
Tito Fuentes, S (5, FR) OBP: 0.277, SLG: 0.313 (6,5)	BB 2B BB					G6-4-3 1B				0	0	0	0	1	0	0					
Frank Johnson, R (1,7) OBP: 0.343, SLG: 0.352 (7,9)	2B BB					G6-4-3 1B			F8	3	1	0	0	1	1	5					
Hal Lanier, R (1,6) OBP: 0.279, SLG: 0.313						F5				4	1	2	3	0	0	2					
Gaylord Perry, R (1,1) OBP: 0.122, SLG: 0.189										4	2	2	2	0	2	2					
Inning Stats	R: 5 E: 1 K: 1 S: 8	H: 2 LOB: 1 BB: 3 P: 20	R: 1 E: 0 K: 0 S: 5	H: 2 LOB: 1 BB: 0 P: 5	R: 2 E: 0 K: 1 S: 7	H: 2 LOB: 0 BB: 0 P: 7	R: 0 E: 0 K: 2 S: 7	H: 0 LOB: 1 BB: 0 P: 8	R: 0 E: 0 K: 0 S: 3	H: 1 LOB: 1 BB: 0 P: 3	R: 2 E: 0 K: 0 S: 6	H: 3 LOB: 3 BB: 2 P: 14	R: 0 E: 0 K: 2 S: 8	H: 1 LOB: 1 BB: 0 P: 8	R: 0 E: 0 K: 0 S: 3	H: 1 LOB: 0 BB: 0 P: 3		1B: 6 2B: 5 3B: 0 HR: 1	SF: 1 SAC: 0 DP: 2 HBP: 1	WP: 0 PB: 0 SB: 1 CS: 0	PA: 41
PITCHER Mike Wegener, R (1,1) ERA: 4.91	IP: 5.0 WLS: L BF: 26 H: 7 R: 8 ER: 4 SO: 4 BB: 3 IBB: 0 HBP: 1 BLK: 0 WP: 0 HR: 1 S: 30 P: 43 ERA: 7.20 WHIP: 2.000											PITCHER	IP: 5.0 WLS: L BF: 26 H: 7 R: 8 ER: 4 SO: 4 BB: 3 IBB: 0 HBP: 1 BLK: 0 WP: 0 HR: 1 S: 30 P: 43 ERA: 7.20 WHIP: 2.000								
Bill Dillman, R (6,1) ERA: 5.99	2.0 12 4 2 2 2 2 0 0 0 0 0 0 14 22 9.00 3.000											PITCHER	IP: 2.0 WLS: L BF: 12 H: 4 R: 2 ER: 2 SO: 2 BB: 2 IBB: 0 HBP: 0 BLK: 0 WP: 0 HR: 0 S: 14 P: 22 ERA: 9.00 WHIP: 3.000								
Dan McGinn, L (8,1) ERA: 5.06	1.0 3 1 0 0 0 0 0 0 0 0 0 3 3 0.00 1.000											PITCHER	IP: 1.0 WLS: L BF: 3 H: 1 R: 0 ER: 0 SO: 0 BB: 0 IBB: 0 HBP: 0 BLK: 0 WP: 0 HR: 0 S: 3 P: 3 ERA: 0.00 WHIP: 1.000								

Batter	1	2	3	4	5	6	7	8	9	AB	R	H	RBI	BB	SO	LOB	TOP																
Tommie Agee, R OBP: 0.350, SLG: 0.515 (1, 8)										3	1	2	0	1	0	0	New York Mets @ San Francisco Giants Candlestick Park, San Francisco, CA Sun Jul 19 1970, 6:33 AM EDT Unknown																
Bud Harrelson, S OBP: 0.364, SLG: 0.336 (1, 6)										4	0	0	0	0	1	4																	
Ken Singleton, S OBP: 0.340, SLG: 0.418 (1, 9)										4	2	2	1	0	1	1																	
Art Shamsky, L OBP: 0.393, SLG: 0.466 (1, 3)										3	0	1	1	1	1	0																	
Cleon Jones, R OBP: 0.311, SLG: 0.342 (1, 7)										3	0	0	0	1	1	1																	
Wayne Garrett, L OBP: 0.419, SLG: 0.471 (1, 4)										4	0	0	0	0	0	2																	
Joe Foy, R OBP: 0.370, SLG: 0.322 (1, 5)										4	0	1	0	0	1	2																	
Jerry Grote, R OBP: 0.319, SLG: 0.318 (9, PH)										3	0	1	0	0	1	2																	
Dave Marshall, L OBP: 0.321, SLG: 0.421 (9, PH)										1	0	0	0	0	0	0																	
Nolan Ryan, R OBP: 0.214, SLG: 0.214 (6, 1)										2	0	0	0	0	2	0																	
Ron Taylor, R (7, 1)										0	0	0	0	0	0	0																	
Danny Frisella, L OBP: 0.500, SLG: 0.500 (7, 1)										0	0	0	0	0	0	0																	
Inning Stats	R: 1 E: 0 K: 3 S: 11	H: 2 LOB: 1 BB: 0 P: 11	R: 0 E: 0 K: 0 S: 3	H: 1 LOB: 0 BB: 0 P: 3	R: 0 E: 0 K: 1 S: 5	H: 0 LOB: 0 BB: 0 P: 5	R: 1 E: 0 K: 1 S: 6	H: 1 LOB: 2 BB: 2 P: 14	R: 0 E: 0 K: 1 S: 5	H: 1 LOB: 0 BB: 0 P: 5	R: 1 E: 0 K: 1 S: 6	H: 1 LOB: 0 BB: 0 P: 6	R: 0 E: 0 K: 0 S: 4	H: 1 LOB: 2 BB: 1 P: 8	R: 0 E: 0 K: 0 S: 3	H: 0 LOB: 0 BB: 0 P: 3	R: 0 E: 0 K: 1 S: 5	H: 0 LOB: 0 BB: 0 P: 5	1B: 5 2B: 1 3B: 0 HR: 1	SF: 0 SAC: 1 DP: 0 HBP: 0	WP: 0 PB: 1 SB: 0 CS: 1	PA: 35											
PITCHER	IP WLS BF H R ER SO BB IBB HBP BLK WP HR S P ERA WHIP																																
Rich Robertson, R ERA: 4.84 (1, 1)	6.0	24	6	3	2	7	2	0	0	0	0	0	1	36	44	3.00	1.333																
Don McMahon, R ERA: 3.34 (7, 1)	3.0	W 11	1	0	0	1	0	1	0	0	0	0	0	12	16	0.00	0.333																

Batter	1	2	3	4	5	6	7	8	9	AB	R	H	RBI	BB	SO	LOB	BOTTOM																
Bobby Bonds, R OBP: 0.384, SLG: 0.489 (8, 9)										4	2	1	0	1	1	0	New York Mets @ San Francisco Giants Candlestick Park, San Francisco, CA Sun Jul 19 1970, 6:33 AM EDT Unknown																
Ron Hunt, R OBP: 0.408, SLG: 0.395 (1, 4)										2	1	1	0	2	1	1																	
Ken Henderson, S OBP: 0.409, SLG: 0.476 (8, 7)										4	1	2	1	0	1	2																	
Willie McCovey, L OBP: 0.422, SLG: 0.563 (6, PR)										2	0	0	0	1	0	2																	
Bob Taylor, L OBP: 0.314, SLG: 0.300 (6, 7)										0	0	0	0	0	0	0																	
Willie Mays, R OBP: 0.380, SLG: 0.531 (7, PH)										0	1	0	0	1	0	0																	
Dick Dietz, R OBP: 0.444, SLG: 0.609 (1, 2)										3	0	1	1	1	0	4																	
Jim Ray Hart, R OBP: 0.474, SLG: 0.636 (8, 5)										4	0	1	1	0	1	4																	
Al Gallagher, R OBP: 0.338, SLG: 0.408 (8, 5)										0	0	0	0	0	0	0																	
Frank Johnson, R OBP: 0.340, SLG: 0.340 (6, 3)										3	0	0	0	1	1	2																	
Hal Lanier, R OBP: 0.279, SLG: 0.309 (1, 6)										3	0	0	0	1	0	3																	
Rich Robertson, R OBP: 0.068, SLG: 0.227 (6, PH)										2	0	0	0	0	2	1																	
Bob Heise, R OBP: 0.259, SLG: 0.306 (7, 1)										1	0	0	0	0	0	1																	
Don McMahon, R OBP: 0.333, SLG: 0.200 (7, 1)										1	0	0	0	0	1	0																	
Inning Stats	R: 1 E: 1 K: 3 S: 10	H: 0 LOB: 2 BB: 2 P: 18	R: 0 E: 0 K: 2 S: 7	H: 0 LOB: 0 BB: 0 P: 7	R: 0 E: 0 K: 1 S: 6	H: 1 LOB: 2 BB: 0 P: 7	R: 0 E: 0 K: 1 S: 5	H: 0 LOB: 1 BB: 1 P: 9	R: 1 E: 0 K: 0 S: 5	H: 2 LOB: 2 BB: 1 P: 9	R: 0 E: 0 K: 0 S: 2	H: 0 LOB: 0 BB: 1 P: 6	R: 3 E: 1 K: 0 S: 6	H: 3 LOB: 2 BB: 2 P: 14	R: 0 E: 0 K: 1 S: 5	H: 0 LOB: 1 BB: 1 P: 9	1B: 6 2B: 0 3B: 0 HR: 0	SF: 1 SAC: 0 DP: 1 HBP: 1	WP: 0 PB: 0 SB: 1 CS: 0	PA: 39													
PITCHER	IP WLS BF H R ER SO BB IBB HBP BLK WP HR S P ERA WHIP																																
Nolan Ryan, R ERA: 3.38 (1, 1)	5.0	25	3	2	1	7	5	0	1	0	0	0	0	33	54	1.80	1.600																
Ron Taylor, R ERA: 3.43 (6, 1)	1.1	L 7	2	3	3	0	1	1	0	0	0	0	5	13	20.25	2.250																	
Danny Frisella, R ERA: 2.0 (7, 1)	1.2	7	1	0	0	1	1	0	0	0	0	0	8	12	0.00	1.200																	

AB	31
R	3
H	7
RBI	2
BB	3
SO	8
LOB	12



AB	29
R	5
H	6
RBI	3
BB	8
SO	8
LOB	20



Batter	1	2	3	4	5	6	7	8	9	10	AB	R	H	RBI	BB	SO	LOB	TOP					
Tommie Agee, R OBP: 0.348, SLG: 0.513 (1, 8)	0-0 6-3 2B		0-0 F9	0-3 K		0-3 K		0-0 F8			5	0	1	0	0	2	2	New York Mets @ San Francisco Giants Candlestick Park, San Francisco, CA Sun Jul 19 1970, 6:38 AM EDT Att: 30,303 - Unknown livebaseballscorecards.com					
Ted Martinez, R OBP: 0.111, SLG: 0.111 (1, 4) (4, 6)	0-0 6-3 2-3		0-0 1-3 1B		0-3 K		0-0 F8	0-0 F8			5	0	1	0	0	1	2						
Ken Singleton, S OBP: 0.351, SLG: 0.410 (1, 7)	0-0 F6		0-0 1-3		4-0 FC6-4 BB		4-0 1B BB		4-0 G6-4-3 BB		2	1	0	0	3	0	2						
Don Clendenon, R OBP: 0.360, SLG: 0.530 Mike Jorgensen, L OBP: 0.278, SLG: 0.375 (1, 3) (9, 3)	0-0 F9		0-3 K		0-0 FC6-4 1B 1-2f		0-0 1B 1B		0-0 G6-4-3 1-2f		5	2	1	0	0	1	4						
Ron Swoboda, R OBP: 0.350, SLG: 0.426 (1, 9)		0-0 HR		0-0 HR	1-3 1B		0-0 1B		0-0 F7		5	2	3	1	0	0	2						
Jos Foy, R OBP: 0.382, SLG: 0.371 (1, 5)		0-0 2B		0-0 HR	1-2 FC6-4 1B		0-0 E8			0-0 HR	5	2	5	5	0	0	0						
Duffy Dyer, R OBP: 0.304, SLG: 0.237 (1, 2)		0-3 K		4-0 BB	1-2 FC6-4 1-2f		0-3 K			0-3 K	4	0	0	0	1	3	4						
Al Weis, S OBP: 0.281, SLG: 0.318 Wayne Garrett, L OBP: 0.415, SLG: 0.472 (1, 6) (4, PH) (4, 4)		0-3 K		0-3 K		0-0 G3		0-0 2B		0-0 F2	1	0	0	0	0	1	1						
Jerry Koosman, R OBP: 0.140, SLG: 0.075 Tug McGraw, R OBP: 0.167, SLG: 0.200 Ron Taylor, R (8, 1) (9, 1)		0-3 K		0-3 K		0-3 K		0-3 K		0-3 K	4	0	0	0	0	4	3						
Inning Stats	R: 0 E: 0 K: 0 S: 4	H: 1 LOB: 1 BB: 0 P: 4	R: 1 E: 0 K: 3 S: 11	H: 2 LOB: 1 BB: 0 P: 11	R: 0 E: 0 K: 1 S: 6	H: 1 LOB: 1 BB: 0 P: 6	R: 2 E: 0 K: 3 S: 11	H: 2 LOB: 2 BB: 1 P: 15	R: 1 E: 0 K: 1 S: 7	H: 2 LOB: 2 BB: 1 P: 11	R: 0 E: 0 K: 2 S: 7	H: 0 LOB: 0 BB: 0 P: 7	R: 2 E: 1 K: 1 S: 7	H: 2 LOB: 1 BB: 1 P: 11	R: 0 E: 0 K: 1 S: 6	H: 1 LOB: 1 BB: 0 P: 6	R: 0 E: 0 K: 0 S: 2		H: 0 LOB: 0 BB: 1 P: 6	R: 1 E: 0 K: 2 S: 8	H: 1 LOB: 0 BB: 0 P: 8	1B: 6 2B: 3 3B: 0 HR: 3	SF: 0 SAC: 0 DP: 1 HBP: 0
PITCHER	IP WLS BF H R ER SO BB IBB HBP BLK WP HR S P ERA WHIP	3.0 16 6 3 3 4 1 0 0 0 0 0 2 23 27 9.00 2.333	5.0 22 5 3 2 8 2 0 0 0 0 0 0 36 44 3.60 1.400	2.0 L 7 1 1 1 2 1 0 0 0 0 1 10 14 4.50 1.000											ERA WHIP								
Skip Pitlock, L ERA: 4.84 (1, 1)																							
Jerry Johnson, R ERA: 5.16 (4, 1)																							
Don McMahon, R ERA: 3.38 (9, 1)																							

Batter	1	2	3	4	5	6	7	8	9	10	AB	R	H	RBI	BB	SO	LOB	BOTTOM			
Bobby Bonds, R OBP: 0.380, SLG: 0.482 (1, 9) (10, 8)	0-3 K	0-3 K			0-0 6-3		0-0 E5		4-0 BB BB 1B BB	0-0 F7	5	1	0	0	1	2	0	New York Mets @ San Francisco Giants Candlestick Park, San Francisco, CA Sun Jul 19 1970, 6:38 AM EDT Att: 30,303 - Unknown livebaseballscorecards.com			
Ron Hunt, R OBP: 0.403, SLG: 0.401 (1, 4)	0-0 HR	0-0 F8			0-0 F6		0-0 G6-4-3 1-2f		0-3 K	0-0 1-3	6	1	1	1	0	1	2				
Willie Mays, R OBP: 0.377, SLG: 0.524 (1, 8) (10, 3)	0-0 4-3	0-0 5-3			0-0 F9		0-0 F3		4-0 BB 1B BB		4	1	0	0	1	0	0				
Dick Dietz, R OBP: 0.447, SLG: 0.608 (1, 2)	0-0 1B E 1B		0-0 F8			0-0 1B E 1B		4-0 1B 1B BB	0-3 K		4	1	2	0	1	1	2				
Jim Ray Hart, R OBP: 0.463, SLG: 0.611 Al Gallagher, R OBP: 0.345, SLG: 0.411 (1, 5) (7, 5)	0-0 E WP 1B		0-3 K			0-0 E5 1B		0-0 1B 1B BB	4-0 1B 1B BB	0-0 1-3 2-3 BB	3	1	1	0	0	1	1				
Frank Johnson, R OBP: 0.327, SLG: 0.327 John Stephenson, L OBP: 0.100, SLG: 0.053 (1, 3) (9, PH) (10, 7)	0-0 E5 WP 1B		0-0 F8			0-3 K		0-3 K	0-0 K	0-0 1B	4	1	0	0	0	2	5				
Bob Taylor, L OBP: 0.329, SLG: 0.306 Ken Henderson, S OBP: 0.412, SLG: 0.478 (1, 7) (8, PH) (9, 7) (10, 9)	4-0 1B BB		0-0 F5		0-0 F5		0-0 FC6-4 1B		0-0 FC6-4 1B	4-0 FC6-4 1B	2	0	1	0	1	0	0				
Hal Lanier, R OBP: 0.279, SLG: 0.310 Bob Heise, R OBP: 0.254, SLG: 0.300 (1, 6) (8, PH) (9, 6)	0-0 1B		0-0 F9		0-0 F9		0-0 F3		0-0 F8	0-0 FC6-4 1-2f	3	0	1	1	0	0	3				
Skip Pitlock, L Jerry Johnson, R Tito Fuentes, S OBP: 0.276, SLG: 0.311 Don McMahon, R OBP: 0.333, SLG: 0.200 Don Mason, L OBP: 0.200, SLG: 0.111 (1, 1) (4, 1) (8, PH) (9, 1) (10, PH)	0-3 K		0-0 F4		0-0 FC6-4 1-2f		0-0 FC6-4 K			0-3 K	1	0	0	0	0	1	2				
Inning Stats	R: 4 E: 1 K: 2 S: 12	H: 4 LOB: 2 BB: 1 P: 16	R: 0 E: 0 K: 1 S: 5	H: 0 LOB: 0 BB: 0 P: 5	R: 0 E: 0 K: 1 S: 5	H: 0 LOB: 0 BB: 0 P: 5	R: 0 E: 0 K: 0 S: 3	H: 0 LOB: 0 BB: 0 P: 3	R: 0 E: 1 K: 0 S: 8	H: 2 LOB: 3 BB: 1 P: 13	R: 0 E: 0 K: 2 S: 9	H: 0 LOB: 0 BB: 0 P: 3	R: 0 E: 0 K: 2 S: 8	H: 2 LOB: 3 BB: 1 P: 13	R: 2 E: 0 K: 2 S: 8	H: 1 LOB: 3 BB: 4 P: 24	R: 0 E: 0 K: 1 S: 5		H: 0 LOB: 0 BB: 0 P: 5	1B: 8 2B: 0 3B: 0 HR: 1	SF: 0 SAC: 0 DP: 1 HBP: 0
PITCHER	IP WLS BF H R ER SO BB IBB HBP BLK WP HR S P ERA WHIP	7.1 34 8 4 4 2 3 3 0 0 0 0 1 1 44 52 1.23 1.364	1.1 7 0 2 2 3 3 0 0 0 0 0 0 0 10 22 13.50 2.250	1.1 W 6 1 0 0 1 0 1 0 0 0 0 0 7 11 0.00 0.750											ERA WHIP						
Jerry Koosman, L ERA: 3.02 (8, 1)																					
Tug McGraw, L ERA: 4.12 (9, 1)																					
Ron Taylor, R ERA: 3.32 (9, 1)																					

Batter	1	2	3	4	5	6	7	8	9	AB	R	H	RBI	BB	SO	LOB	TOP										
Tommie Agee, R OBP: 0.346, SLG: 0.509	0-3 K		0-0 6-3	0-3 K		0-0 2B 1-2 1B		0-3 K		5	0	1	0	0	3	2	New York Mets @ San Francisco Giants Candlestick Park, San Francisco, CA Mon Jul 20 1970, 10:05 PM EDT Att: 7,815 - Unknown										
Bud Harrelson, S OBP: 0.364, SLG: 0.340	0-0 4-3		0-0 2B 1B		0-3 K	0-0 1-3 2B		0-0 F5		5	1	2	1	0	1	1											
Ken Singleton, S OBP: 0.362, SLG: 0.433	0-0 2B		0-0 1-H 2B		4-0 G3 WP BB	0-0 4-3			0-0 3-1	4	0	2	1	1	0	2											
Art Shamsky, L OBP: 0.389, SLG: 0.459	0-0 F8		0-0 F4		0-0 G3 1-3		0-0 F9		4-0 1B BB	4	0	0	0	1	0	3											
Cleon Jones, R OBP: 0.313, SLG: 0.343		0-0 G4-6-3 1B	0-0 G3		0-0 6-3		0-0 1B		0-3 K	5	0	2	0	0	1	3											
Wayne Garrett, L OBP: 0.415, SLG: 0.490		0-0 G4-6-3 1-2		0-3 K		0-0 HR	0-0 F8		0-0 1-3 1B	5	1	2	1	0	1	2											
Joe Foy, R OBP: 0.383, SLG: 0.369		0-0 S 1B		4-0 BLK 2B BB		0-0 F8	0-0 F6		0-0 F7	4	1	1	0	1	0	3											
Jerry Grote, R OBP: 0.326, SLG: 0.324		4-0 1-2 IBB		0-0 1-H 2B		0-0 4-3		4-0 WP BB		2	0	1	1	2	0	0											
Rich Folkers, L OBP: 0.250, SLG: 0.250	0-3 K		0-3 K		0-0 K		0-0 F7			3	1	1	0	0	2	3											
Danny Frisella, L OBP: 0.500, SLG: 0.500										0	0	0	0	0	0	0											
Dave Marshall, L OBP: 0.318, SLG: 0.418										1	0	0	0	0	0	1											
Ron Taylor, R OBP: 0.333, SLG: 0.200										0	0	0	0	0	0	0											
Inning Stats	R: 0 E: 0 K: 1 S: 6	H: 1 LOB: 1 BB: 0 P: 6	R: 0 E: 0 K: 1 S: 6	H: 2 LOB: 2 BB: 1 P: 10	R: 1 E: 0 K: 0 S: 5	H: 2 LOB: 1 BB: 0 P: 5	R: 1 E: 0 K: 3 S: 10	H: 1 LOB: 1 BB: 1 P: 14	R: 0 E: 0 K: 1 S: 5	H: 0 LOB: 1 BB: 1 P: 9	R: 2 E: 0 K: 0 S: 7	H: 4 LOB: 2 BB: 0 P: 7	R: 0 E: 0 K: 0 S: 4	H: 1 LOB: 1 BB: 0 P: 4	R: 0 E: 0 K: 1 S: 5	H: 0 LOB: 1 BB: 1 P: 9	R: 0 E: 0 K: 1 S: 6	H: 1 LOB: 2 BB: 1 P: 10	1B: 7 2B: 4 3B: 0 HR: 1	SF: 0 SAC: 0 DP: 1 HBP: 0	WP: 3 PB: 0 SB: 1 CS: 0	PA: 43					
PITCHER	IP	WLS	BF	H	R	ER	SO	BB	IBB	HBP	BLK	WP	HR	S	P	ERA	WHIP	PITCHER									
Frank Reberger, R ERA: 6.46	5.2		29	10	4	4	6	2	1	0	1	1	1	38	50	6.35	2.118										
Mike Davison, L ERA: 9.0	0.1	W	1	0	0	0	0	0	0	0	0	0	0	1	1	0.00	0.000										
Rich Robertson, R ERA: 4.74	2.2		12	2	0	0	2	2	0	0	0	1	0	14	22	0.00	1.500										
Don McMahon, R ERA: 3.36	0.1	S	1	0	0	0	0	0	0	0	0	0	0	1	1	0.00	0.000										


AB	38
R	4
H	12
RBI	4
BB	5
SO	8
LOB	20



Batter	1	2	3	4	5	6	7	8	9	AB	R	H	RBI	BB	SO	LOB	BOTTOM										
Bobby Bonds, R OBP: 0.386, SLG: 0.482	4-0 PO 1-3 BB		4-0 BB		0-0 1-2 2-H 1B	4-0 BB BB	0-0 F9			2	0	1	1	3	0	2	New York Mets @ San Francisco Giants Candlestick Park, San Francisco, CA Mon Jul 20 1970, 10:05 PM EDT Att: 7,815 - Unknown										
Frank Johnson, R OBP: 0.322, SLG: 0.314	0-0 1-3		0-0 F2		0-0 FC4-6 1-2 2-3 3-H	4-0 BB BB	0-0 1-3			4	0	0	1	1	0	4											
Ron Hunt, R OBP: 0.403, SLG: 0.398	0-0 F6			0-0 5-3	0-0 F7	4-0 FC6-4 BB	0-0 1B			4	0	1	1	1	0	3											
Dick Dietz, R OBP: 0.449, SLG: 0.621	0-0 PO	4-0 BB		0-0 HR		0-0 FC6-4 BB	0-0 F9			4	2	2	1	1	0	4											
Russ Gibson, R OBP: 0.299, SLG: 0.341	2-3 PO						0-0 F9			0	0	0	0	0	0	0											
Jim Ray Hart, R OBP: 0.444, SLG: 0.575		0-0 F3		0-3 K		0-0 F3	0-0 FC3-6 1B	0-0 F6		4	1	1	0	0	1	2											
Willie Mays, R OBP: 0.376, SLG: 0.522		0-0 F3				0-0 FC3-6 1B	0-0 F6			1	0	0	0	0	0	1											
Al Gallagher, R OBP: 0.348, SLG: 0.410		0-3 K		0-0 4-3		4-0 1B 2B BB	0-0 FC3-6 1B			3	1	1	0	1	1	1											
Bob Taylor, L OBP: 0.325, SLG: 0.292		0-3 K			4-0 BB 1B	0-0 F8	0-0 FC3-6 FC WP	0-0 1-2 2-3		3	1	0	0	1	1	5											
Hal Lanier, R OBP: 0.283, SLG: 0.310			0-0 F6		4-0 FC4-6 1B 1-2 BB	0-0 2B BB 1B	0-0 FC			3	1	1	2	1	0	1											
Frank Reberger, L OBP: 0.250, SLG: 0.313			0-3 K		0-3 K		0-0 K			2	0	0	0	0	2	2											
Mike Davison, L ERA: 2.51										0	0	0	0	0	0	0											
Bob Heise, R OBP: 0.261, SLG: 0.315										1	1	1	1	0	0	0											
Rich Robertson, R OBP: 0.067, SLG: 0.222										0	0	0	0	0	1	2											
Don McMahon, R OBP: 0.333, SLG: 0.200										0	0	0	0	0	0	0											
Inning Stats	R: 0 E: 0 K: 0 S: 2	H: 0 LOB: 0 BB: 1 P: 6	R: 0 E: 0 K: 2 S: 7	H: 0 LOB: 1 BB: 1 P: 11	R: 0 E: 0 K: 1 S: 5	H: 0 LOB: 1 BB: 1 P: 9	R: 1 E: 0 K: 1 S: 6	H: 1 LOB: 0 BB: 0 P: 6	R: 1 E: 0 K: 1 S: 6	H: 1 LOB: 2 BB: 2 P: 14	R: 4 E: 0 K: 0 S: 6	H: 3 LOB: 3 BB: 4 P: 22	R: 1 E: 0 K: 1 S: 8	H: 2 LOB: 2 BB: 0 P: 8	R: 0 E: 0 K: 0 S: 4	H: 1 LOB: 1 BB: 0 P: 4	1B: 5 2B: 2 3B: 0 HR: 1	SF: 0 SAC: 0 DP: 0 HBP: 0	WP: 1 PB: 0 SB: 0 CS: 0	PA: 42							
PITCHER	IP	WLS	BF	H	R	ER	SO	BB	IBB	HBP	BLK	WP	HR	S	P	ERA	WHIP	PITCHER									
Rich Folkers, L ERA: 5.17	5.2	L	27	5	6	6	5	6	0	0	0	0	1	31	55	9.53	1.941										
Danny Frisella, R ERA: 2.51	1.1		10	2	1	1	1	2	1	0	0	1	0	9	21	6.75	3.000										
Ron Taylor, R ERA: 3.24	1.0		4	1	0	0	0	0	0	0	0	0	0	4	4	0.00	1.000										


AB	32
R	7
H	8
RBI	7
BB	9
SO	6
LOB	27



Batter	1	2	3	4	5	6	7	8	9	AB	R	H	RBI	BB	SO	LOB	TOP								
Tony Taylor, R OBP: 0.348, SLG: 0.404 Byron Browne, R OBP: 0.332, SLG: 0.459	E5 FC 1B	K2-3				4-3				4	1	1	1	1	1	1									
Denny Doyle, L OBP: 0.291, SLG: 0.331	FC 1B		4-3	G3			F7	4-3		5	1	0	0	0	0	6									
Don Money, R OBP: 0.397, SLG: 0.537	1B G4-6-3 1B		F4		K		K		2B BB	4	2	1	1	1	2	0									
Deron Johnson, R OBP: 0.328, SLG: 0.472	G4-6-3 1B		5-3		6-3				1B 2B	5	2	3	3	0	0	0									
John Briggs, L OBP: 0.320, SLG: 0.365	G4-6-3 1B			1B 1B	F2		F8		2B 1B	5	1	2	1	0	0	1									
Larry Hisle, R OBP: 0.296, SLG: 0.320				1B 1B		K		S G1-2-3 BB	F8	3	1	1	0	2	1	1									
Larry Bowa, S OBP: 0.286, SLG: 0.286 Terry Harmon, R OBP: 0.325, SLG: 0.348	G3			K			S E 1B	G1-2-3 S 1B	F3	1	0	0	0	0	0	1	AB 40 R 9 H 13 RBI 7 BB 5 SO 6 LOB 21								
Mike Ryan, R OBP: 0.327, SLG: 0.340			F8	1B 2B 1B	1-3			G1-2-3 BB		4	0	2	1	1	0	1									
Rick Wise, R OBP: 0.224, SLG: 0.277 Dick Selma, R OBP: 0.154, SLG: 0.083 Joe Hoerner, R OBP: 0.444, SLG: 0.429			K	F2		E6 2H 1B		G1-2-3 1-2 2-3 3-H	4-3	3	0	1	0	0	1	2									
Inning Stats	R: 3 E: 1 K: 0 S: 6	H: 2 LOB: 1 BB: 1 P: 10	R: 0 E: 0 K: 2 S: 7	H: 0 LOB: 0 BB: 0 P: 7	R: 0 E: 0 K: 1 S: 3	H: 0 LOB: 0 BB: 0 P: 3	R: 2 E: 0 K: 1 S: 9	H: 4 LOB: 2 BB: 0 P: 9	R: 0 E: 0 K: 1 S: 5	H: 0 LOB: 0 BB: 0 P: 5	R: 1 E: 1 K: 1 S: 7	H: 2 LOB: 1 BB: 0 P: 7	R: 1 E: 0 K: 0 S: 6	H: 1 LOB: 0 BB: 0 P: 6	R: 0 E: 0 K: 0 S: 3	H: 1 LOB: 3 BB: 3 P: 15	R: 2 E: 0 K: 0 S: 6	H: 3 LOB: 2 BB: 1 P: 10	1B: 10 2B: 2 3B: 0 HR: 1	SF: 0 SAC: 0 DP: 2 HBP: 0	WP: 0 PB: 0 SB: 3 CS: 0	PA: 45			
PITCHER	IP	WLS	BF	H	R	ER	SO	BB	IBB	HBP	BLK	WP	HR	S	P	ERA	WHIP								
Juan Marichal, R ERA: 5.22	7.0	L	32	9	7	3	6	1	0	0	0	0	1	43	47	3.86	1.429								
Skip Pitlock, L ERA: 4.54	0.0		3	1	0	0	0	2	0	0	0	0	0	1	9	∞	∞								
Mike Davison, L ERA: 9.0	2.0		10	3	2	2	0	1	1	0	0	0	0	8	16	9.00	2.000								

Philadelphia Phillies @ San Francisco Giants
Candlestick Park, San Francisco, CA
Tue Jul 21 1970, 6:33 AM EDT
Att: 3,418 - Unknown

livebaseballscores.com

Batter	1	2	3	4	5	6	7	8	9	AB	R	H	RBI	BB	SO	LOB	BOTTOM								
Bobby Bonds, R OBP: 0.383, SLG: 0.478	6-3		6-3				G5-4-3 1B		K	5	0	1	0	0	1	4									
Frank Johnson, R OBP: 0.322, SLG: 0.314 Willie McCovey, L OBP: 0.421, SLG: 0.561 Skip Pitlock, L	K			1B 1B 2B	G5-4-3 1B		F7		BB HBP BB	3	1	1	0	0	1	1									
Mike Davison, L Willie Mays, R OBP: 0.378, SLG: 0.522				1B 2B 1B				1-2 2-3 3-H BB		0	0	0	0	0	0	0									
Ron Hunt, R OBP: 0.406, SLG: 0.398	6-3			1B 2B 1B		6-3		BB	BB HBP	3	1	1	1	1	0	0									
Jim Ray Hart, R OBP: 0.460, SLG: 0.568				G4-6-3 1B	2B 1B	5-3		K	1-2 2-3 3-H BB	4	0	2	1	1	1	1									
John Stephenson, L OBP: 0.083, SLG: 0.043 Tito Fuentes, S OBP: 0.274, SLG: 0.309	G4-6-3			F5		1-3		F2	F8	4	0	0	0	0	0	5									
Al Gallagher, R OBP: 0.356, SLG: 0.419				1-3 2-H 3-H 1B	2B			1B 1B BB	K	3	1	2	2	1	1	1									
Bob Taylor, L OBP: 0.321, SLG: 0.290				5-3	F6			BB 1B	6-3	4	1	1	0	0	0	3	AB 34 R 6 H 10 RBI 5 BB 6 SO 4 LOB 21								
Hal Lanier, R OBP: 0.286, SLG: 0.310				F8	1-3			G5-4-3 BB	BB 1B	3	1	1	0	1	0	2									
Juan Marichal, R OBP: 0.098, SLG: 0.051 Dick Dietz, R OBP: 0.451, SLG: 0.621 Bob Heise, R OBP: 0.267, SLG: 0.321				F8		5-3		G5-4-3 BB	HBP BB 1B	2	0	0	0	0	0	0									
Inning Stats	R: 0 E: 0 K: 1 S: 5	H: 0 LOB: 0 BB: 0 P: 5	R: 0 E: 0 K: 0 S: 4	H: 2 LOB: 1 BB: 0 P: 4	R: 0 E: 0 K: 0 S: 3	H: 0 LOB: 0 BB: 0 P: 3	R: 2 E: 0 K: 0 S: 7	H: 4 LOB: 2 BB: 0 P: 7	R: 0 E: 0 K: 0 S: 3	H: 0 LOB: 0 BB: 0 P: 3	R: 0 E: 0 K: 0 S: 3	H: 0 LOB: 0 BB: 0 P: 3	R: 2 E: 0 K: 2 S: 7	H: 2 LOB: 2 BB: 1 P: 12	R: 0 E: 0 K: 2 S: 7	H: 0 LOB: 1 BB: 1 P: 11	R: 2 E: 0 K: 1 S: 6	H: 1 LOB: 3 BB: 3 P: 19	1B: 9 2B: 1 3B: 0 HR: 0	SF: 0 SAC: 0 DP: 3 HBP: 1	WP: 0 PB: 0 SB: 0 CS: 0	PA: 41			
PITCHER	IP	WLS	BF	H	R	ER	SO	BB	IBB	HBP	BLK	WP	HR	S	P	ERA	WHIP								
Rick Wise, R ERA: 3.6	6.0	W	27	9	4	4	4	2	0	0	0	0	0	14	31	6.75	1.833								
Dick Selma, R ERA: 3.17	2.2		13	1	2	2	3	4	0	1	0	0	0	1	1	0.00	0.000								
Joe Hoerner, L ERA: 2.75	0.1	S	1	0	0	0	0	0	0	0	0	0	0	1	1	0.00	0.000								

Philadelphia Phillies @ San Francisco Giants
Candlestick Park, San Francisco, CA
Tue Jul 21 1970, 6:33 AM EDT
Att: 3,418 - Unknown

livebaseballscores.com


Batter	1	2	3	4	5	6	7	8	9	AB	R	H	RBI	BB	SO	LOB	TOP																					
Bobby Bonds, R OBP: 0.385, SLG: 0.478 (1, 9)	4-0 5-3 1B BB	0-0 2-3 2B		0-3 K		0-3 K		0-0 BB 1B		4	2	2	0	1	2	2	San Francisco Giants @ Montreal Expos Jarry Park, Montreal, QB Fri Jul 24 1970, 7:05 PM EDT Unknown																					
Ron Hunt, R OBP: 0.404, SLG: 0.391 (1, 4)	0-0 5-3	0-0 F9			0-0 E6	1-0		4-0 1B BB		3	1	0	0	1	0	3																						
Don McMahon, R OBP: 0.333, SLG: 0.200 (8, 1)	1-2 5-3				1-2 2-3 HBP			1-2 2-3 BB		0	0	0	0	0	0	0																						
Willie Mays, R OBP: 0.386, SLG: 0.527 (1, 8)	0-0 HR 1B	4-0 BB			0-0 1B	0-3 K		0-0 2B 1B		4	2	3	3	1	1	3																						
Willie McCovey, L OBP: 0.422, SLG: 0.573 (1, 3)	0-0 1-H HR	0-0 G3			0-0 F4		0-0 F8	1-3 2-H 3-H 2B 1B		5	1	2	4	0	0	5																						
Dick Dietz, R OBP: 0.443, SLG: 0.608 (1, 2)	0-3 K		0-0 5-3		0-3 K		0-3 K	3-H 0-0 6-3		5	0	0	0	0	3	3																						
Jim Ray Hart, R OBP: 0.407, SLG: 0.491 (1, 7)	0-0 5-3		0-0 F9		0-0 1-3		0-0 5-3		0-0 6-3	5	0	0	0	0	0	2																						
Al Gallagher, R OBP: 0.361, SLG: 0.417 (1, 5)		4-0 2B BB	0-0 F8		0-0 HBP 6-3 1B			4-0 BB 1B BB	0-0 G1-6-3 1B	3	2	2	0	2	0	0																						
Hal Lanier, R OBP: 0.278, SLG: 0.301 (1, 6)	0-3 K		0-0 6-3		0-0 6-3		0-0 6-3	0-0 F7	0-0 G1-6-3	5	0	0	0	0	1	4																						
Rich Robertson, R OBP: 0.385, SLG: 0.292 (4, 1)		0-0 2B		0-0 6-3		1-0 HBP		0-0 F9		2	0	1	1	0	0	0																						
John Cumberland, L OBP: 0.299, SLG: 0.059 (6, PH)										0	0	0	0	0	0	0																						
Bob Taylor, L OBP: 0.326, SLG: 0.278 (6, PH)										0	0	0	0	0	0	0																						
Mike Davison, L OBP: 0.115, SLG: 0.079 (6, PH)										0	0	0	0	0	0	0																						
Frank Johnson, R OBP: 0.250, SLG: 0.332 (8, PH)		1-H 2B								1	0	0	0	0	1	0																						
Bob Heise, R OBP: 0.200, SLG: 0.319 (8, PH)										0	0	0	0	0	0	0																						
Inning Stats	R: 3 E: 0 K: 1 S: 7	H: 2 LOB: 0 BB: 1 P: 11	R: 1 E: 0 K: 1 S: 7	H: 2 LOB: 3 BB: 2 P: 15	R: 0 E: 0 K: 0 S: 3	H: 0 LOB: 0 BB: 0 P: 3	R: 0 E: 0 K: 1 S: 5	H: 0 LOB: 0 BB: 0 P: 5	R: 0 E: 1 K: 1 S: 7	H: 1 LOB: 2 BB: 0 P: 7	R: 0 E: 0 K: 2 S: 8	H: 1 LOB: 3 BB: 0 P: 10	R: 0 E: 0 K: 1 S: 5	H: 0 LOB: 0 BB: 0 P: 5	R: 4 E: 0 K: 0 S: 6	H: 3 LOB: 1 BB: 2 P: 14	R: 0 E: 0 K: 0 S: 3	H: 1 LOB: 0 BB: 0 P: 3	1B: 6 2B: 3 3B: 0 HR: 1	SF: 0 SAC: 0 DP: 1 HBP: 2	WP: 0 PA: 44 PB: 0 CS: 0																	
PITCHER	IP	WLS	BF	H	R	ER	SO	BB	IBB	HBP	BLK	WP	HR	S	P	ERA	WHIP	PITCHER				IP	WLS	BF	H	R	ER	SO	BB	IBB	HBP	BLK	WP	HR	S	P	ERA	WHIP
Steve Renko, R ERA: 4.43 (1, 1)	7.2	L	38	7	7	7	7	5	0	2	0	0	1	45	67	8.22	1.565																					
John Strohmayr, R ERA: 4.59 (8, 1)	0.0		1	1	0	0	0	0	0	0	0	0	0	1	1	∞	∞																					
Dan McGinn, L ERA: 5.24 (8, 1)	0.0		1	1	1	0	0	0	0	0	0	0	0	1	1	∞	∞																					
Claude Raymond, R ERA: 3.88 (8, 1)	0.1		1	0	0	0	0	0	0	0	0	0	0	1	1	0.00	0.000																					
Mike Marshall, R ERA: 4.73 (9, 1)	1.0		3	1	0	0	0	0	0	0	0	0	0	3	3	0.00	1.000																					

AB	37
R	8
H	10
RBI	8
BB	5
SO	7
LOB	23




Batter	1	2	3	4	5	6	7	8	9	AB	R	H	RBI	BB	SO	LOB	BOTTOM																					
Mack Jones, L OBP: 0.390, SLG: 0.459 (1, 7)	4-0 FC3-6 BB		4-0 1-2 BB	0-0 BLK BB WP 1B		0-3 K		0-0 1-2 2-H 1B		3	1	2	1	2	1	0	San Francisco Giants @ Montreal Expos Jarry Park, Montreal, QB Fri Jul 24 1970, 7:05 PM EDT Unknown																					
Ron Fairly, L OBP: 0.381, SLG: 0.416 (1, 3)	0-0 FC3-6 1-2 G6-3		0-0 F9	4-0 WP BLK 2B BB		0-3 K		0-0 F9		4	1	0	0	1	1	5																						
Rusty Staub, L OBP: 0.422, SLG: 0.513 (1, 9)	0-0 G6-3 1-2		0-0 F2	0-0 1-H 2-H 3-H 2B		4-0 S BB		0-3 K		4	0	1	1	1	1	3																						
Jim Gosger, L OBP: 0.412, SLG: 0.453 (7, PH)		0-0 WP 1B		0-0 E9 1B 2B		0-3 K		0-0 BB 1B		3	1	2	0	0	0	1																						
Adolfo Phillips, R OBP: 0.345, SLG: 0.383 (8, 8)				0-0 F9 2B		1-2 K		0-0 BB 1B		2	0	1	0	0	1	1																						
John Bateman, R OBP: 0.276, SLG: 0.389 (1, 2)		0-0 F4 1-2		0-0 1B SF9 1B	0-0 F8	0-0 5-3		0-0 F8		5	1	1	1	0	0	3																						
Coco Laboy, R OBP: 0.272, SLG: 0.353 (1, 5)		0-3 K		0-0 1B FC4-6 1B	0-0 F4	0-0 F4		0-0 FC4-6 1B BB	4-0 1-2 BB	4	1	2	0	1	1	1																						
Mary Staehle, L OBP: 0.315, SLG: 0.269 (1, 4)		0-0 4-3		0-0 SF9	0-0 F9		0-0 FC4-6 1B	0-0 4-3		4	1	0	1	0	0	4																						
Bobby Wine, R OBP: 0.281, SLG: 0.271 (1, 6)			0-0 4-3		0-0 FC4-6 1B		0-0 1-6-3		0-0 F8	1	0	0	0	0	0	0																						
Jim Fairly, L OBP: 0.338, SLG: 0.417 (4, PH)										1	0	1	0	0	0	0																						
Ron Brand, R OBP: 0.306, SLG: 0.295 (5, 6)										2	0	0	0	0	0	1																						
Steve Renko, R ERA: 4.95 (8, 1)			4-0 F9 BB		0-0 FC4-6 BB 1B		0-0 6-3		0-0 1B	2	1	0	1	1	0	1																						
John Cumberland, L ERA: 3.99 (8, 1)										0	0	0	0	0	0	0																						
Dan McGinn, L ERA: 5.24 (8, 1)										0	0	0	0	0	0	0																						
Claude Raymond, R ERA: 3.88 (8, PH)										1	0	1	0	0	0	0																						
Bob Bailey, R OBP: 0.322, SLG: 0.732 (8, PH)										0	0	0	0	0	0	0																						
Mike Marshall, R ERA: 4.73 (9, 1)										0	0	0	0	0	0	0																						
Inning Stats	R: 0 E: 0 K: 0 S: 2	H: 0 LOB: 0 BB: 1 P: 6	R: 0 E: 0 K: 1 S: 6	H: 1 LOB: 1 BB: 0 P: 6	R: 0 E: 0 K: 0 S: 3	H: 0 LOB: 2 BB: 2 P: 11	R: 6 E: 1 K: 0 S: 9	H: 6 LOB: 1 BB: 1 P: 13	R: 0 E: 0 K: 1 S: 5	H: 0 LOB: 0 BB: 0 P: 5	R: 0 E: 0 K: 2 S: 7	H: 0 LOB: 1 BB: 1 P: 11	R: 0 E: 0 K: 0 S: 6	H: 3 LOB: 2 BB: 0 P: 6	R: 0 E: 0 K: 1 S: 6	H: 1 LOB: 2 BB: 1 P: 10	1B: 9 2B: 2 3B: 0 HR: 0	SF: 1 SAC: 0 DP: 1 HBP: 0	WP: 2 PA: 43 PB: 0 CS: 0																			
PITCHER	IP	WLS	BF	H	R	ER	SO	BB	IBB	HBP	BLK	WP	HR	S	P	ERA	WHIP	PITCHER				IP	WLS	BF	H	R	ER	SO	BB	IBB	HBP	BLK	WP	HR	S	P	ERA	WHIP
Rich Robertson, R ERA: 4.95 (1, 1)	3.2		19	6	5	5	1	3	0	0	0	1	0	18	30	12.27	2.455																					
John Cumberland, L ERA: 3.99 (4, 1)	1.1		6	1	1	1	0	1	0	0	1	1	0	5	9	6.75	1.500																					
Mike Davison, L ERA: 7.94 (6, 1)	2.0	W	7	0	0	0	3	1	0	0	0	0	0	12	16	0.00	0.500																					
Don McMahon, R ERA: 3.48 (8, 1)	2.0	S	11	4	1	1	1	1	0	0	0	0	0	12	16	4.50	2.500																					

AB	36
R	7
H	11
RBI	5
BB	6
SO	5
LOB	20



Batter	1	2	3	4	5	6	7	8	9	AB	R	H	RBI	BB	SO	LOB	TOP										
Bobby Bonds, R OBP: 0.382, SLG: 0.480 (1, 9)	0-0 6-3	0-3 K		0-0 F8			0-0 1B 3B		0-3 K	5	1	1	0	0	2	3	San Francisco Giants @ Montreal Expos Jarry Park, Montreal, QB Fri Jul 24, 1970, 7:05 PM EDT Att: 28,307 - Unknown										
Bob Heise, R OBP: 0.284, SLG: 0.316 Dick Dietz, R OBP: 0.442, SLG: 0.606 (1, 4) (9, PH)	0-0 E4		0-0 6-3	0-0 6-3			0-0 G6-3 1B		0-0 FC6-4	4	0	1	1	0	0	0											
Willie Mays, R OBP: 0.387, SLG: 0.523 (1, 8)	0-0 F8		4-0 BB HR BB		4-0 FC4 BB		0-0 F8			2	1	0	0	2	0	2											
Willie McCovey, L OBP: 0.420, SLG: 0.567 (1, 3)	0-0 G3		4-0 HR BB		0-0 FC4 1B		0-0 G6-3			3	1	0	0	1	0	3											
Jim Ray Hart, R OBP: 0.429, SLG: 0.614 (1, 7)		0-0 HR	0-0 HR		0-0 G1-6-3 1B			0-3 K		4	2	3	4	0	1	0											
Al Gallacher, R OBP: 0.359, SLG: 0.410 (1, 5)		0-0 F9	4-0 BB		0-0 G1-6-3			0-3 K		3	0	0	0	1	1	2											
Russ Gibson, R OBP: 0.269, SLG: 0.313 (1, 2)		0-0 4-3	0-0 F9		0-0 G1-6-3 1B			0-0 3-1		4	0	1	0	0	0	1											
Hal Lanier, R OBP: 0.277, SLG: 0.300 (1, 6)		0-0 BB 1B	0-0 F6		0-0 G1-6-3			0-0 1-3		4	0	1	0	0	0	2											
Skip Pitlock, L Mike Davison, L Bob Taylor, L OBP: 0.333, SLG: 0.288 (1, 1) (7, 1) (9, PH)		4-0 BB		0-0 4-3		0-3 K			0-0 FC6-4 1B	2	0	0	0	1	1	0											
Inning Stats	R: 0 E: 1 K: 0 S: 4	H: 0 LOB: 1 BB: 0 P: 4	R: 1 E: 0 K: 1 S: 7	H: 2 LOB: 2 BB: 1 P: 11	R: 3 E: 0 K: 0 S: 4	H: 1 LOB: 1 BB: 3 P: 16	R: 0 E: 0 K: 0 S: 3	H: 0 LOB: 0 BB: 0 P: 3	R: 0 E: 0 K: 1 S: 5	H: 1 LOB: 1 BB: 0 P: 7	R: 1 E: 0 K: 0 S: 4	H: 2 LOB: 0 BB: 0 P: 4	R: 0 E: 0 K: 2 S: 7	H: 0 LOB: 0 BB: 0 P: 7	R: 0 E: 0 K: 1 S: 6	H: 1 LOB: 1 BB: 0 P: 6		1B: 5 2B: 0 3B: 1 HR: 2	SF: 0 SAC: 0 DP: 3 HBP: 0	WP: 0 PB: 0 SB: 0 CS: 0	PA: 38						
PITCHER	IP	WLS	BF	H	R	ER	SO	BB	IBB	HBP	BLK	WP	HR	S	P	ERA	WHIP										
Mike Wegener, R ERA: 5.25 Rich Nye, L ERA: 3.52 Howie Reed, R ERA: 3.93 Claude Raymond, R ERA: 3.82 (1, 1) (5, 1) (6, 1) (9, 1)	4.0		21	3	4	4	1	5	0	0	0	0	2	18	38	9.00	2.000										

Batter	1	2	3	4	5	6	7	8	9	AB	R	H	RBI	BB	SO	LOB	BOTTOM										
Gary Sutherland, R OBP: 0.284, SLG: 0.274 (1, 4)	0-0 F4		0-3 K		0-0 FC5-4 1B		4-0 BB SH1-4 FC4-6 BB		0-0 6-3	4	1	1	1	1	1	1	San Francisco Giants @ Montreal Expos Jarry Park, Montreal, QB Fri Jul 24, 1970, 7:05 PM EDT Att: 28,307 - Unknown										
Adolfo Phillips, R OBP: 0.343, SLG: 0.375 (1, 8)	4-0 BB		0-0 6-3		0-0 FC5-4 3B		0-0 SH1-4		0-3 K	3	1	0	0	1	1	3											
Rusty Staub, L OBP: 0.423, SLG: 0.517 (1, 9)	0-0 F9		0-3 K		0-0 1-2 2-3 3B		1-0 FC4-6 BB HBP			3	0	1	2	0	1	1											
Bob Bailey, R OBP: 0.428, SLG: 0.715 Jim Gosger, L OBP: 0.412, SLG: 0.453 (1, 7) (8, 7)	0-0 F7			0-3 K	0-0 F8		4-0 FC4-6 BB			3	0	0	0	1	1	2											
John Bateman, R OBP: 0.276, SLG: 0.398 (1, 2)		0-0 F7		0-0 F7		0-0 HR	0-0 FC4-6			4	1	1	2	0	0	2											
Coco Laboy, R OBP: 0.272, SLG: 0.350 (1, 5)		1-0 WP 2B HBP		0-0 F4		0-3 K	0-0 F7			3	1	0	0	0	1	2											
John Boccabella, R OBP: 0.299, SLG: 0.432 (1, 3)		0-3 K			0-0 1B 1B		0-0 F8		0-0 SH1-4 3B 1B	4	2	2	0	0	1	1											
Bobby Wine, R OBP: 0.268, SLG: 0.282 (1, 6)		0-0 2B			0-0 FC5-4 1B 3B 1B		0-0 E7 1B		0-0 SH1-4	3	1	3	1	0	0	0											
Mike Wegener, R OBP: 0.271, SLG: 0.271 Rich Nye, L OBP: 0.303, SLG: 0.287 Don Harris, R OBP: 0.348, SLG: 0.297 Howie Reed, R Ron Brand, R OBP: 0.304, SLG: 0.329 Claude Raymond, R (1, 1) (5, 1) (5, PH) (6, 1) (8, PH) (9, 1)		0-0 F4			0-3 K		0-3 K		0-0 2B	1	0	0	0	0	0	1											
Inning Stats	R: 0 E: 0 K: 0 S: 3	H: 0 LOB: 1 BB: 1 P: 7	R: 1 E: 0 K: 1 S: 6	H: 1 LOB: 1 BB: 0 P: 7	R: 0 E: 0 K: 2 S: 7	H: 0 LOB: 0 BB: 0 P: 7	R: 0 E: 0 K: 1 S: 5	H: 0 LOB: 0 BB: 0 P: 5	R: 3 E: 0 K: 1 S: 9	H: 4 LOB: 1 BB: 0 P: 9	R: 1 E: 1 K: 2 S: 9	H: 2 LOB: 1 BB: 0 P: 9	R: 1 E: 0 K: 0 S: 3	H: 0 LOB: 2 BB: 2 P: 12	R: 1 E: 0 K: 1 S: 7	H: 2 LOB: 1 BB: 0 P: 7		1B: 5 2B: 1 3B: 2 HR: 1	SF: 0 SAC: 2 DP: 0 HBP: 2	WP: 1 PB: 0 SB: 0 CS: 0	PA: 38						
PITCHER	IP	WLS	BF	H	R	ER	SO	BB	IBB	HBP	BLK	WP	HR	S	P	ERA	WHIP										
Skip Pitlock, L ERA: 5.65 Mike Davison, L ERA: 7.71 (1, 1) (7, 1)	6.1	L	30	7	6	6	7	2	0	0	0	0	0	9	13	8.53	1.421										



Batter	1	2	3	4	5	6	7	8	9	AB	R	H	RBI	BB	SO	LOB	TOP							
Bobby Bonds, R OBP: 0.387, SLG: 0.484 (1, 8)										5	2	4	0	0	0	0	San Francisco Giants @ Montreal Expos Jarry Park, Montreal, QB Sat Jul 25 1970, 7:05 PM EDT Att: 25,287 - Unknown							
Ron Hunt, R OBP: 0.404, SLG: 0.388 (1, 4)										2	0	0	0	1	1	3								
Don Mason, L OBP: 0.219, SLG: 0.107 (5, 4)										1	0	0	0	1	0	1								
Jim Ray Hart, R OBP: 0.426, SLG: 0.661 (1, 7)										5	1	2	2	0	0	5								
Willie McCovey, L OBP: 0.423, SLG: 0.568 (1, 3)										3	1	1	1	2	0	2								
Dick Dietz, R OBP: 0.439, SLG: 0.599 (1, 2)										3	1	0	0	1	2	3								
Al Gallacher, R OBP: 0.354, SLG: 0.404 (1, 5)										3	0	0	0	0	0	2								
Frank Johnson, R OBP: 0.317, SLG: 0.310 (1, 9)										4	0	1	2	0	1	1								
Bob Heise, R OBP: 0.260, SLG: 0.311 (6, PH)										2	0	0	0	0	0	1								
Tito Fuentes, S OBP: 0.276, SLG: 0.308 (6, 6)										1	0	0	0	1	0	0								
Frank Reberger, L OBP: 0.278, SLG: 0.333 (1, 1)										2	0	1	0	0	0	0								
John Cumberland, R OBP: 0.056, SLG: 0.056 (5, 1)										1	0	0	0	0	1	0								
Bob Taylor, L OBP: 0.330, SLG: 0.284 (8, PH)										1	0	0	0	0	1	0								
Mike Davison, L (8, 1)										0	0	0	0	0	0	0								
Inning Stats	R: 4 E: 0 K: 0 S: 7	H: 4 LOB: 1 BB: 1 P: 11	R: 0 E: 0 K: 0 S: 3	H: 1 LOB: 1 BB: 1 P: 7	R: 0 E: 0 K: 1 S: 5	H: 0 LOB: 1 BB: 1 P: 9	R: 0 E: 0 K: 1 S: 7	H: 2 LOB: 2 BB: 0 P: 7	R: 0 E: 0 K: 0 S: 2	H: 0 LOB: 0 BB: 0 P: 6	R: 0 E: 0 K: 2 S: 7	H: 0 LOB: 0 BB: 0 P: 7	R: 1 E: 0 K: 1 S: 7	H: 2 LOB: 1 BB: 0 P: 7	R: 0 E: 0 K: 0 S: 3	H: 0 LOB: 1 BB: 1 P: 7	R: 0 E: 0 K: 0 S: 3	H: 0 LOB: 1 BB: 1 P: 7	R: 0 E: 0 K: 0 S: 3	H: 0 LOB: 1 BB: 1 P: 7	1B: 6 2B: 2 3B: 0 HR: 1	SF: 0 SAC: 1 DP: 2 HBP: 0	WP: 0 PB: 0 SB: 0 CS: 0	PA: 40
PITCHER Carl Morton, R ERA: 3.76 (1, 1)	IP: 9.0 WLS: W BF: 40 H: 9 R: 5 ER: 5 SO: 5	BB: 5 IBB: 1 HBP: 0 BLK: 0	WP: 0 HR: 1 S: 44 P: 68	ERA: 5.00 WHIP: 1.556	PITCHER																			

AB	33
R	5
H	9
RBI	5
BB	6
SO	5
LOB	19




Batter	1	2	3	4	5	6	7	8	9	AB	R	H	RBI	BB	SO	LOB	BOTTOM					
Mary Staehle, L OBP: 0.317, SLG: 0.269 (1, 4)										4	2	1	1	1	0	1	San Francisco Giants @ Montreal Expos Jarry Park, Montreal, QB Sat Jul 25 1970, 7:05 PM EDT Att: 25,287 - Unknown					
Jim Gosger, L OBP: 0.411, SLG: 0.446 (1, 8)										4	1	1	1	1	0	1						
Rusty Staub, L OBP: 0.425, SLG: 0.514 (1, 9)										2	2	0	0	3	0	0						
Ron Fairly, L OBP: 0.384, SLG: 0.427 (1, 3)										4	2	2	5	1	1	3						
Mack Jones, L OBP: 0.393, SLG: 0.474 (7, PH)										2	1	1	1	1	1	1						
Bob Bailey, R OBP: 0.425, SLG: 0.710 (7, PH)										1	0	0	0	0	0	0						
Don Hahn, R OBP: 0.389, SLG: 0.297 (8, 7)										0	0	0	0	0	0	0						
John Bateman, R OBP: 0.272, SLG: 0.392 (1, 2)										4	0	0	1	0	0	3						
Coco Laboy, R OBP: 0.272, SLG: 0.349 (1, 5)										4	0	1	0	0	1	1						
Bobby Wine, R OBP: 0.271, SLG: 0.285 (1, 6)										3	2	1	0	1	0	1						
Carl Morton, R OBP: 0.230, SLG: 0.273 (1, 1)										3	0	1	0	0	0	1						
Inning Stats	R: 3 E: 0 K: 0 S: 4	H: 1 LOB: 3 BB: 3 P: 16	R: 1 E: 0 K: 0 S: 4	H: 1 LOB: 0 BB: 0 P: 4	R: 0 E: 0 K: 1 S: 5	H: 0 LOB: 1 BB: 1 P: 9	R: 6 E: 0 K: 1 S: 9	H: 5 LOB: 0 BB: 2 P: 17	R: 0 E: 0 K: 0 S: 4	H: 1 LOB: 1 BB: 0 P: 4	R: 0 E: 0 K: 0 S: 3	H: 0 LOB: 0 BB: 0 P: 3	R: 0 E: 0 K: 0 S: 3	H: 0 LOB: 0 BB: 0 P: 3	R: 0 E: 1 K: 1 S: 6	H: 0 LOB: 3 BB: 2 P: 14	R: 0 E: 0 K: 0 S: 6	H: 0 LOB: 3 BB: 2 P: 14	1B: 5 2B: 1 3B: 0 HR: 2	SF: 0 SAC: 1 DP: 0 HBP: 0	WP: 2 PB: 0 SB: 0 CS: 0	PA: 40
PITCHER Frank Reberger, R ERA: 7.33 (1, 1)	IP: 4.0 WLS: L BF: 24 H: 7 R: 10 ER: 10 SO: 2	BB: 6 IBB: 0 HBP: 0 BLK: 0	WP: 0 HR: 2 S: 22 P: 46	ERA: 22.50 WHIP: 3.250	PITCHER																	
John Cumberland, L ERA: 3.82 (5, 1)	IP: 3.0 WLS: 10 BF: 10 H: 1 R: 0 ER: 0 SO: 0	BB: 0 IBB: 0 HBP: 0 BLK: 0	WP: 0 HR: 0 S: 10 P: 10	ERA: 0.00 WHIP: 0.333	PITCHER																	
Mike Davison, L ERA: 7.32 (8, 1)	IP: 1.0 WLS: 6 BF: 0 H: 0 R: 0 ER: 0 SO: 1	BB: 2 IBB: 0 HBP: 0 BLK: 0	WP: 0 HR: 0 S: 6 P: 14	ERA: 0.00 WHIP: 2.000	PITCHER																	



Batter	1	2	3	4	5	6	7	8	9	AB	R	H	RBI	BB	SO	LOB	TOP								
Bobby Bonds, R OBP: 0.387, SLG: 0.486 (1, 9)										5	1	2	0	0	1	0	San Francisco Giants @ Montreal Expos Jarry Park, Montreal, QB Sun Jul 26 1970, 3:33 AM EDT Att: 18,705 - Unknown livebaseballscores.com								
Tito Fuentes, S OBP: 0.275, SLG: 0.305 (1, 6)										5	1	1	0	0	1	2									
Willie Mays, R OBP: 0.393, SLG: 0.526 (1, 8)										4	3	3	2	0	0	1									
Willie McCovey, L OBP: 0.425, SLG: 0.578 (1, 3)										4	0	2	2	1	0	2									
Jim Ray Hart, R OBP: 0.411, SLG: 0.621 (1, 7)										4	0	0	0	1	0	5									
Ron Hunt, R OBP: 0.405, SLG: 0.391 (1, 4)										3	1	1	1	1	0	1									
Al Gallagher, R OBP: 0.352, SLG: 0.401 (1, 5)										4	0	1	0	0	1	2									
Russ Gibson, R OBP: 0.268, SLG: 0.294 (1, 2)										3	0	0	0	1	1	1									
Juan Marichal, R OBP: 0.089, SLG: 0.047 (1, 1)										4	0	0	0	0	1	3									
Inning Stats	R: 1 E: 1 K: 1 S: 7	H: 2 LOB: 1 BB: 0 P: 7	R: 1 E: 0 K: 0 S: 3	H: 1 LOB: 0 BB: 1 P: 7	R: 0 E: 0 K: 0 S: 4	H: 1 LOB: 2 BB: 1 P: 8	R: 0 E: 0 K: 0 S: 3	H: 0 LOB: 0 BB: 0 P: 3	R: 0 E: 0 K: 1 S: 5	H: 0 LOB: 0 BB: 0 P: 5	R: 1 E: 0 K: 0 S: 5	H: 2 LOB: 2 BB: 2 P: 13	R: 2 E: 0 K: 0 S: 6	H: 3 LOB: 1 BB: 0 P: 6	R: 0 E: 0 K: 2 S: 7	H: 0 LOB: 0 BB: 0 P: 7	R: 1 E: 0 K: 1 S: 6	H: 1 LOB: 1 BB: 0 P: 7	1B: 6 2B: 3 3B: 1 HR: 0	SF: 0 SAC: 0 DP: 1 HBP: 1	WP: 1 PB: 1 SB: 3 CS: 0	PA: 41			
PITCHER	IP	WLS	BF	H	R	ER	SO	BB	IBB	HBP	BLK	WP	HR	S	P	ERA	WHIP								
Mike Marshall, R ERA: 4.82 (1, 1)	5.1	L	24	6	3	3	2	2	1	0	0	0	0	25	37	5.06	1.500								
Howie Reed, R ERA: 3.89 (6, 1)	0.2		3	0	0	0	0	0	1	0	0	0	0	2	6	0.00	0.000								
John Strohmayr, R ERA: 5.15 (7, 1)	2.0		9	3	2	2	2	0	0	0	0	1	0	13	13	9.00	1.500								
Dan McGinn, L ERA: 5.28 (9, 1)	1.0		5	1	1	1	1	0	0	1	0	0	0	6	7	9.00	1.000								

Batter	1	2	3	4	5	6	7	8	9	AB	R	H	RBI	BB	SO	LOB	BOTTOM								
Mary Staehle, L OBP: 0.324, SLG: 0.278 (1, 4)										4	1	3	1	0	0	0	San Francisco Giants @ Montreal Expos Jarry Park, Montreal, QB Sun Jul 26 1970, 3:33 AM EDT Att: 18,705 - Unknown livebaseballscores.com								
Mack Jones, L OBP: 0.391, SLG: 0.469 (1, 7)										4	0	1	0	0	1	2									
Rusty Staub, L OBP: 0.421, SLG: 0.508 (1, 9)										4	0	0	0	0	0	2									
Dan McGinn, L OBP: 0.115, SLG: 0.115 (9, 1)										0	0	0	0	0	0	0									
Ron Fairly, L OBP: 0.388, SLG: 0.428 (1, 3)										2	0	1	0	2	0	0									
Jim Gosger, L OBP: 0.400, SLG: 0.432 (1, 8)										4	0	0	0	0	0	2									
John Bateman, R OBP: 0.278, SLG: 0.397 (1, 2)										4	0	3	0	0	0	0									
Coco Laboy, R OBP: 0.269, SLG: 0.344 (1, 5)										4	0	0	0	0	0	5									
Bobby Wine, R OBP: 0.270, SLG: 0.284 (6, PH)										1	0	0	0	0	0	0									
Bob Bailey, R OBP: 0.422, SLG: 0.705 (6, PH)										1	0	0	0	0	0	0									
John Strohmayr, R OBP: 0.200, SLG: 0.200 (7, 1)										0	0	0	0	0	0	0									
Jim Fairey, L OBP: 0.340, SLG: 0.426 (8, PH)										2	1	1	0	0	0	2									
Mike Marshall, R (1, 1)										1	0	0	0	0	0	0									
Howie Reed, R (6, 1)										0	0	0	0	0	0	0									
Ron Brand, R OBP: 0.307, SLG: 0.321 (6, PH)										2	0	0	0	0	0	1									
Inning Stats	R: 1 E: 0 K: 0 S: 4	H: 2 LOB: 0 BB: 0 P: 4	R: 0 E: 0 K: 0 S: 3	H: 1 LOB: 0 BB: 0 P: 3	R: 0 E: 0 K: 0 S: 3	H: 0 LOB: 0 BB: 0 P: 3	R: 0 E: 0 K: 0 S: 3	H: 1 LOB: 0 BB: 0 P: 3	R: 0 E: 0 K: 1 S: 6	H: 1 LOB: 1 BB: 0 P: 6	R: 0 E: 0 K: 0 S: 4	H: 1 LOB: 2 BB: 1 P: 8	R: 1 E: 1 K: 0 S: 5	H: 2 LOB: 1 BB: 0 P: 5	R: 0 E: 0 K: 0 S: 4	H: 1 LOB: 2 BB: 1 P: 8	1B: 8 2B: 1 3B: 0 HR: 0	SF: 0 SAC: 0 DP: 2 HBP: 0	WP: 0 PB: 0 SB: 0 CS: 1	PA: 36					
PITCHER	IP	WLS	BF	H	R	ER	SO	BB	IBB	HBP	BLK	WP	HR	S	P	ERA	WHIP								
Juan Marichal, R ERA: 4.99 (1, 1)	9.0	W	35	9	2	2	1	2	0	0	0	0	0	35	43	2.00	1.222								



Batter	1	2	3	4	5	6	7	8	9	AB	R	H	RBI	BB	SO	LOB	TOP
Bobby Bonds, R OBP: 0.388, SLG: 0.492 (1, 9)	0-0 5-3	0-0 HR			4-0 BB		0-3 K			3	1	1	1	1	1	1	San Francisco Giants @ New York Mets Shea Stadium, Flushing, NY Mon Jul 27 1970, 7:05 PM EDT Att: 51,061 - Unknown livebaseballscorecards.com
Tito Fuentes, S OBP: 0.279, SLG: 0.316 (1, 6)	4-0 1B BB	0-0 3B			0-0 F8 1-2		0-0 F8			3	1	1	0	1	0	2	
Willie Mays, R OBP: 0.391, SLG: 0.522 (1, 8)	0-0 1B 1-2	0-3 K			0-3 K		0-3 K			4	1	1	0	0	3	3	
Willie McCovey, L OBP: 0.426, SLG: 0.574 (1, 3)	0-0 F2			4-0 G5-4-3 BB	4-0 IBB			0-0 F2		2	0	0	0	2	0	2	
Dick Dietz, R OBP: 0.437, SLG: 0.595 (1, 2)	0-0 1B 1-2 2-H			0-0 F9			0-0 6-3		0-0 F2	4	0	1	1	0	0	3	
Jim Ray Hart, R OBP: 0.403, SLG: 0.600 (1, 7)	0-0 FC6-4 1-3 2-H			0-0 G5-4-3 1-2			0-0 F7		0-0 3-1	4	0	1	1	0	0	1	
Ron Hunt, R OBP: 0.400, SLG: 0.385 (1, 4)	0-0 FC6-4 1-2			0-0 F8			0-0 F8		0-0 F7	4	0	0	0	0	0	2	
Al Gallagher, R OBP: 0.346, SLG: 0.393 (1, 5)		0-0 1-3		0-0 4-3			0-0 F9		0-3 K	4	0	0	0	0	1	0	
Gaylord Perry, R OBP: 0.127, SLG: 0.203 (9, PH)		0-3 K		0-0 F9					0-0 F7	3	0	1	0	0	1	0	
Ken Henderson, S OBP: 0.411, SLG: 0.476 (9, PH)										1	0	0	0	0	0	0	
Inning Stats	R: 2 E: 0 K: 0 S: 6	H: 3 LOB: 2 BB: 1 P: 10	R: 1 E: 0 K: 2 S: 9	H: 2 LOB: 1 BB: 0 P: 9	R: 0 E: 0 K: 0 S: 2	H: 0 LOB: 0 BB: 1 P: 6	R: 0 E: 0 K: 0 S: 3	H: 0 LOB: 0 BB: 0 P: 3	R: 0 E: 0 K: 1 S: 5	H: 1 LOB: 1 BB: 0 P: 8	R: 0 E: 0 K: 0 S: 3	H: 0 LOB: 0 BB: 0 P: 3	R: 0 E: 0 K: 1 S: 5	H: 0 LOB: 0 BB: 0 P: 5	1B: 3 2B: 1 3B: 1 HR: 1	SF: 0 SAC: 0 DP: 1 HBP: 0	WP: 0 PA: 36 PB: 0 SB: 1 CS: 0
PITCHER Tom Seaver, R ERA: 2.41 (1, 1)	IP: 9.0 WLS: W BF: 36 H: 6 R: 3 ER: 3 SO: 6 BB: 3 IBB: 1 HBP: 0 BLK: 0 WP: 0 HR: 1 S: 44 P: 60 ERA: 3.00 WHIP: 1.000																

Batter	1	2	3	4	5	6	7	8	9	AB	R	H	RBI	BB	SO	LOB	BOTTOM		
Bud Harrelson, S OBP: 0.363, SLG: 0.335 (1, 6)	0-0 4-3		4-0 1B FC3-2-5 BB		0-0 SH1-3		0-0 F2			2	0	0	0	1	0	1	San Francisco Giants @ New York Mets Shea Stadium, Flushing, NY Mon Jul 27 1970, 7:05 PM EDT Att: 51,061 - Unknown livebaseballscorecards.com		
Mike Jorgensen, L OBP: 0.286, SLG: 0.406 (1, 8) (9, 3)	0-0 F7		0-0 FC3-2-4 1B		0-3 K		0-0 K		0-0 1B 3B	4	1	2	0	0	1	1			
Ken Singleton, S OBP: 0.362, SLG: 0.408 (6, PR)	0-0 F8		0-0 FC3-2-5 1-2 3-H		0-0 1B				0-0 FC6-4 1B	4	0	2	2	0	0	2			
Tommie Agee, R OBP: 0.338, SLG: 0.491 (9, 8)										0	0	0	0	0	0	0			
Art Shamsky, L OBP: 0.375, SLG: 0.436 (1, 3)		0-0 3-1		0-0 6-3			0-0 F8		0-0 F9	4	0	0	0	0	0	3			
Ron Swoboda, R OBP: 0.356, SLG: 0.428 (9, 9)									0-0 FC6-4 1-2	0	0	0	0	0	0	0			
Cleon Jones, R OBP: 0.317, SLG: 0.362 (1, 7)		0-0 4-3		0-0 HR			0-0 6-3		0-0 FC6-4 1-2	4	1	1	1	0	0	1			
Wayne Garrett, L OBP: 0.392, SLG: 0.488 (1, 4)		0-0 HR 2B		0-3 K			0-3 K		0-0 4-3	4	1	1	0	0	2	1			
Joe Foy, R OBP: 0.385, SLG: 0.373 (1, 5)		0-0 HR		0-0 F8			0-0 1B		0-0 1B	3	1	2	2	0	0	0			
Jerry Grote, R OBP: 0.322, SLG: 0.318 (1, 2)		0-0 2-H HR		0-0 5-3			0-0 F9		0-0 G4-6-3 1B	3	0	1	0	0	0	0			
Tom Seaver, R OBP: 0.260, SLG: 0.265 (1, 1)			0-0 4-1		4-0 SH1-3 1B PB BB		0-0 G4-6-3			2	1	0	0	1	0	2			
Inning Stats	R: 0 E: 0 K: 0 S: 3	H: 0 LOB: 0 BB: 0 P: 3	R: 2 E: 0 K: 0 S: 5	H: 2 LOB: 0 BB: 0 P: 5	R: 0 E: 0 K: 0 S: 4	H: 1 LOB: 2 BB: 1 P: 8	R: 1 E: 0 K: 1 S: 6	H: 1 LOB: 0 BB: 0 P: 6	R: 1 E: 0 K: 1 S: 5	H: 1 LOB: 1 BB: 1 P: 9	R: 0 E: 0 K: 1 S: 5	H: 0 LOB: 0 BB: 0 P: 5	R: 0 E: 0 K: 0 S: 4	H: 2 LOB: 1 BB: 0 P: 4	R: 1 E: 0 K: 0 S: 5	H: 2 LOB: 1 BB: 0 P: 5	1B: 5 2B: 1 3B: 1 HR: 2	SF: 0 SAC: 1 DP: 1 HBP: 0	WP: 0 PA: 33 PB: 1 SB: 0 CS: 0
PITCHER Gaylord Perry, R ERA: 3.64 (1, 1)	IP: 8.0 WLS: L BF: 33 H: 9 R: 5 ER: 5 SO: 3 BB: 2 IBB: 0 HBP: 0 BLK: 0 WP: 0 HR: 2 S: 37 P: 45 ERA: 5.62 WHIP: 1.375																		

Batter	1	2	3	4	5	6	7	8	9	AB	R	H	RBI	BB	SO	LOB	TOP					
Bobby Bonds, R OBP: 0.387, SLG: 0.489 (1, 9)	5-3			1-3		4-0 2B BB		4-3		3	1	0	0	1	0	0	San Francisco Giants @ New York Mets Shea Stadium, Flushing, NY Tue Jul 28 1970, 7:05 PM EDT Att: 50,174 - Unknown					
Ron Hunt, R OBP: 0.398, SLG: 0.387 (1, 4)	F7			F7		WP 1-H 2-H 2B		F8		4	0	1	2	0	0	0						
Willie Mays, R OBP: 0.388, SLG: 0.517 Ken Henderson, S OBP: 0.410, SLG: 0.475 (6, 9)	K			K		2-3 K		K		3	0	0	0	0	3	1						
Willie McCovey, L OBP: 0.424, SLG: 0.573 (1, 3)		K				F6 2B		F8		4	0	1	0	0	1	1						
Dick Dietz, R OBP: 0.438, SLG: 0.592 (1, 2)		K				F7		1B 1B		3	0	1	0	1	1	1						
Jim Ray Hart, R OBP: 0.395, SLG: 0.581 (1, 7)						5-3		1B 1B		4	0	1	0	0	0	2						
Al Gallagher, R OBP: 0.345, SLG: 0.390 (1, 5)						1-6-3		1B		4	0	1	0	0	0	3						
Tito Fuentes, S OBP: 0.275, SLG: 0.311 (1, 6)						4-3		1B		3	0	0	0	0	0	1						
Rich Robertson, R OBP: 0.083, SLG: 0.250 Mike Davison, L (4, 1)						F3		1-3		1	0	0	0	0	0	0						
Bob Taylor, L OBP: 0.326, SLG: 0.280 Ron Bryant, S OBP: 0.125, SLG: 0.125 (8, 1)						2B BB		1-3		0	1	0	0	1	0	0						
Inning Stats	R: 0 E: 0 K: 1 S: 5	H: 0 LOB: 0 BB: 0 P: 5	R: 0 E: 0 K: 2 S: 7	H: 0 LOB: 0 BB: 0 P: 7	R: 0 E: 0 K: 0 S: 3	H: 0 LOB: 0 BB: 0 P: 3	R: 0 E: 0 K: 1 S: 5	H: 0 LOB: 1 BB: 0 P: 5	R: 0 E: 0 K: 0 S: 4	H: 1 LOB: 1 BB: 0 P: 4	R: 2 E: 0 K: 1 S: 6	H: 1 LOB: 1 BB: 2 P: 14	R: 0 E: 0 K: 0 S: 3	H: 1 LOB: 1 BB: 1 P: 7	R: 0 E: 0 K: 0 S: 3	H: 0 LOB: 0 BB: 0 P: 3	R: 0 E: 0 K: 0 S: 5	H: 2 LOB: 2 BB: 0 P: 5	1B: 3 2B: 2 3B: 0 HR: 0	SF: 0 SAC: 0 DP: 1 HBP: 0	WP: 1 PB: 0 SB: 0 CS: 0	PA: 34
PITCHER Jim McAndrew, R ERA: 4.18 (1, 1)	IP: 9.0 WLS: W BF: 34 H: 5 R: 2 ER: 2 SO: 5 BB: 3 IBB: 0 HBP: 0 BLK: 0 WP: 1 HR: 0 S: 41 P: 53 ERA: 2.00 WHIP: 0.889											PITCHER	IP: 9.0 WLS: W BF: 34 H: 5 R: 2 ER: 2 SO: 5 BB: 3 IBB: 0 HBP: 0 BLK: 0 WP: 1 HR: 0 S: 41 P: 53 ERA: 2.00 WHIP: 0.889									

Batter	1	2	3	4	5	6	7	8	9	AB	R	H	RBI	BB	SO	LOB	BOTTOM	
Tommie Agee, R OBP: 0.339, SLG: 0.490 (1, 8)	3B 1B		6-3	F9	F8		1B 1B			5	1	2	0	0	0	3	San Francisco Giants @ New York Mets Shea Stadium, Flushing, NY Tue Jul 28 1970, 7:05 PM EDT Att: 50,174 - Unknown	
Bud Harrelson, S OBP: 0.368, SLG: 0.349 Al Weis, S OBP: 0.283, SLG: 0.319 (6, 6)	SF8 3B		HR	HR		K	1B 1B			3	3	3	2	0	0	0		
Ken Singleton, S OBP: 0.370, SLG: 0.411 (1, 9)	SF8 1B		HR	F8		G5-3 BB 1B	K			4	1	2	0	1	1	4		
Donn Clendenon, R OBP: 0.372, SLG: 0.567 Mike Jorgensen, L OBP: 0.296, SLG: 0.406 (9, 3)	SF8		HR	HR		BB	K			3	2	2	7	1	1	0		
Cleon Jones, R OBP: 0.316, SLG: 0.360 Ron Swoboda, R OBP: 0.362, SLG: 0.448 (8, 9)	K		E5 FC3-6	1B		G5-3 2-3f	HR			4	0	1	0	0	1	3		
Wayne Garrett, L OBP: 0.387, SLG: 0.480 (1, 4)	6-3		FC3-6	K		K	HR			5	0	1	0	0	2	3		
Joe Foy, R OBP: 0.379, SLG: 0.366 (1, 5)		F8	F7		F6		F7	F8		5	0	0	0	0	0	2		
Jerry Grote, R OBP: 0.328, SLG: 0.325 Duffy Dyer, R OBP: 0.207, SLG: 0.235 (8, 2)		F9		F9 BB 1B	SH3-4 1B		1B E 1B	FC4-6		4	2	3	0	0	0	0		
Jim McAndrew, R OBP: 0.207, SLG: 0.222 (1, 1)		F4		HR BB	SH3-4		E8 1B 1B			2	2	1	0	1	0	0		
Inning Stats	R: 2 E: 0 K: 1 S: 8	H: 3 LOB: 1 BB: 0 P: 8	R: 0 E: 0 K: 0 S: 3	H: 0 LOB: 0 BB: 0 P: 3	R: 3 E: 1 K: 0 S: 6	H: 2 LOB: 1 BB: 1 P: 10	R: 4 E: 0 K: 1 S: 9	H: 4 LOB: 1 BB: 1 P: 13	R: 0 E: 0 K: 1 S: 5	H: 1 LOB: 1 BB: 1 P: 9	R: 2 E: 1 K: 2 S: 11	H: 4 LOB: 2 BB: 0 P: 11	R: 1 E: 0 K: 1 S: 7	H: 2 LOB: 1 BB: 0 P: 7	1B: 12 2B: 1 3B: 1 HR: 3	SF: 1 SAC: 1 DP: 1 HBP: 0		WP: 0 PB: 0 SB: 0 CS: 0
PITCHER Rich Robertson, R ERA: 5.3 Mike Davison, L ERA: 7.53 Ron Bryant, L ERA: 5.27 (8, 1)	IP: 3.0 WLS: L BF: 18 H: 6 R: 7 ER: 7 SO: 1 BB: 2 IBB: 0 HBP: 0 BLK: 0 WP: 0 HR: 1 S: 18 P: 26 ERA: 21.00 WHIP: 2.667											PITCHER	IP: 3.0 WLS: L BF: 18 H: 6 R: 7 ER: 7 SO: 1 BB: 2 IBB: 0 HBP: 0 BLK: 0 WP: 0 HR: 1 S: 18 P: 26 ERA: 21.00 WHIP: 2.667					

Batter	1	2	3	4	5	6	7	8	9	AB	R	H	RBI	BB	SO	LOB	TOP										
Bobby Bonds, R OBP: 0.392, SLG: 0.508 (1, 8)										5	2	4	3	0	1	2	San Francisco Giants @ New York Mets Shea Stadium, Flushing, NY Wed Jul 29 1970, 7:05 PM EDT Att: 43,029 - Unknown										
Ron Hunt, R OBP: 0.402, SLG: 0.385 (1, 4)										1	1	0	0	3	0	1											
Hal Lanier, R OBP: 0.276, SLG: 0.299 (7, 6)									1	0	0	0	0	0	2												
Willie Mays, R OBP: 0.383, SLG: 0.508 (1, 3)									5	0	0	0	0	1	4												
Dick Dietz, R OBP: 0.438, SLG: 0.586 (1, 2)									3	0	0	0	2	1	2												
Ken Henderson, S OBP: 0.410, SLG: 0.475 (1, 9)									4	0	1	1	1	0	3												
Jim Ray Hart, R OBP: 0.400, SLG: 0.577 (1, 5)									4	0	2	0	0	0	3												
Tito Fuentes, S OBP: 0.274, SLG: 0.310 (7, 4)									4	0	1	0	0	1	4												
Frank Johnson, R OBP: 0.331, SLG: 0.319 (1, 7)									3	1	2	0	1	0	0												
Skip Pitlock, L (1, 1)									2	0	0	0	0	2	3												
Al Gallagher, R OBP: 0.343, SLG: 0.389 (7, PH)									1	0	0	0	0	1	1												
Don McMahon, R OBP: 0.308, SLG: 0.182 (7, 1)									1	0	0	0	0	1	2												
Inning Stats	R: 0 E: 0 K: 0 S: 3	H: 1 LOB: 0 BB: 0 P: 3	R: 0 E: 0 K: 2 S: 8	H: 1 LOB: 3 BB: 2 P: 16	R: 0 E: 0 K: 1 S: 6	H: 1 LOB: 2 BB: 1 P: 10	R: 0 E: 0 K: 0 S: 3	H: 1 LOB: 0 BB: 0 P: 3	R: 1 E: 0 K: 1 S: 5	H: 1 LOB: 0 BB: 1 P: 9	R: 0 E: 0 K: 0 S: 3	H: 0 LOB: 1 BB: 1 P: 7	R: 3 E: 0 K: 1 S: 8	H: 3 LOB: 2 BB: 2 P: 16	R: 0 E: 0 K: 2 S: 9	H: 2 LOB: 2 BB: 0 P: 9	R: 0 E: 0 K: 1 S: 5	H: 0 LOB: 0 BB: 0 P: 5	1B: 7 2B: 1 3B: 0 HR: 2	SF: 0 SAC: 0 DP: 2 HBP: 0	WP: 1 PB: 0 SB: 0 CS: 1	PA: 41					
PITCHER	IP	WLS	BF	H	R	ER	SO	BB	IBB	HBP	BLK	WP	HR	S	P	ERA	WHIP										
Jerry Koosman, L ERA: 2.82 (1, 1)	5.0		21	5	1	1	4	3	1	0	0	0	1	25	41	1.80	1.600										
Rich Folkers, L ERA: 8.05 (6, 1)	1.2	L	11	3	3	3	1	2	1	0	0	1	1	10	22	16.20	3.000										
Danny Frisella, R ERA: 2.08 (7, 1)	1.1		6	2	0	0	2	0	0	0	0	0	0	10	10	0.00	1.500										
Ron Taylor, R ERA: 3.15 (9, 1)	1.0		3	0	0	0	1	0	0	0	0	0	0	5	5	0.00	0.000										

Batter	1	2	3	4	5	6	7	8	9	AB	R	H	RBI	BB	SO	LOB	BOTTOM										
Tommie Agee, R OBP: 0.339, SLG: 0.489 (1, 8)										5	1	2	0	0	0	2	San Francisco Giants @ New York Mets Shea Stadium, Flushing, NY Wed Jul 29 1970, 7:05 PM EDT Att: 43,029 - Unknown										
Bud Harrelson, S OBP: 0.366, SLG: 0.347 (1, 6)									5	0	1	0	0	1	2												
Ken Singleton, S OBP: 0.377, SLG: 0.409 (1, 7)									3	0	1	0	2	1	0												
Donn Clendenon, R OBP: 0.368, SLG: 0.573 (1, 3)									5	1	1	2	0	2	4												
Ron Swoboda, R OBP: 0.369, SLG: 0.445 (1, 9)									1	0	0	0	3	1	1												
Joe Foy, R OBP: 0.377, SLG: 0.361 (1, 5)									3	0	0	0	1	0	4												
Ted Martinez, R OBP: 0.083 (1, 4)									3	0	0	0	0	0	2												
Wayne Garrett, L OBP: 0.385, SLG: 0.478 (6, PH)									1	0	0	0	0	0	0												
Duffy Dyer, R OBP: 0.316, SLG: 0.232 (1, 2)									1	0	0	0	2	0	0												
Dave Marshall, L OBP: 0.328, SLG: 0.457 (6, PH)									1	0	1	0	0	0	0												
Jerry Grote, R OBP: 0.328, SLG: 0.325 (9, 2)									0	0	0	0	0	0	0												
Jerry Koosman, R OBP: 0.128, SLG: 0.068 (1, 1)									1	0	0	0	0	1	1												
Rich Folkers, L OBP: 0.400, SLG: 0.400 (6, 1)									1	0	1	0	0	0	0												
Danny Frisella, L OBP: 0.500, SLG: 0.500 (7, 1)									0	0	0	0	0	0	0												
Art Shamsky, L OBP: 0.373, SLG: 0.434 (6, PH)									1	0	0	0	0	1	1												
Ron Taylor, R (9, 1)									0	0	0	0	0	0	0												
Inning Stats	R: 1 E: 0 K: 0 S: 5	H: 3 LOB: 2 BB: 1 P: 9	R: 0 E: 0 K: 0 S: 3	H: 0 LOB: 1 BB: 1 P: 7	R: 1 E: 0 K: 1 S: 6	H: 1 LOB: 1 BB: 1 P: 10	R: 0 E: 0 K: 1 S: 6	H: 1 LOB: 2 BB: 1 P: 10	R: 0 E: 0 K: 0 S: 3	H: 1 LOB: 0 BB: 0 P: 3	R: 0 E: 0 K: 2 S: 7	H: 0 LOB: 1 BB: 1 P: 11	R: 0 E: 0 K: 0 S: 4	H: 1 LOB: 1 BB: 0 P: 4	R: 0 E: 0 K: 1 S: 5	H: 0 LOB: 1 BB: 1 P: 9	1B: 6 2B: 0 3B: 0 HR: 1	SF: 0 SAC: 1 DP: 2 HBP: 0	WP: 0 PB: 0 SB: 0 CS: 0	PA: 40							
PITCHER	IP	WLS	BF	H	R	ER	SO	BB	IBB	HBP	BLK	WP	HR	S	P	ERA	WHIP										
Skip Pitlock, L ERA: 5.19 (1, 1)	6.0		28	6	2	2	3	6	0	0	0	0	1	28	52	3.00	2.000										
Don McMahon, R ERA: 3.32 (7, 1)	3.0	S	12	1	0	0	3	2	0	0	0	0	0	16	24	0.00	1.000										

AB	34
R	4
H	10
RBI	4
BB	7
SO	8
LOB	27



Batter	1	2	3	4	5	6	7	8	9	AB	R	H	RBI	BB	SO	LOB	TOP					
Bobby Bonds, R OBP: 0.394, SLG: 0.507 (1, 8)	5-3	FC5-4															4 2 2 0 1 0 1					
Tito Fuentes, S OBP: 0.277, SLG: 0.313 (1, 4)	F5																4 1 1 1 1 0 1					
Ken Henderson, S OBP: 0.415, SLG: 0.481 (1, 9)																	4 1 3 1 1 0 2					
Willie McCovey, L OBP: 0.421, SLG: 0.565 (1, 3)	K																4 1 0 0 1 2 5					
Dick Dietz, R OBP: 0.434, SLG: 0.583 (1, 2)																	5 1 1 2 0 2 2					
Jim Ray Hart, R OBP: 0.411, SLG: 0.573 (1, 5)																	4 1 2 2 1 0 0					
Frank Johnson, R OBP: 0.341, SLG: 0.325 (1, 7)																	4 1 2 0 1 1 2					
Hal Lanier, R OBP: 0.275, SLG: 0.297 (1, 6)																	5 0 1 1 0 1 4					
Juan Marichal, R OBP: 0.082, SLG: 0.043 (1, 1)																	3 0 0 1 0 1 2					
Inning Stats	R: 0 E: 0 K: 1 S: 6	H: 1 LOB: 1 BB: 0 P: 6	R: 2 E: 0 K: 1 S: 7	H: 2 LOB: 1 BB: 1 P: 11	R: 0 E: 0 K: 1 S: 6	H: 1 LOB: 1 BB: 0 P: 6	R: 0 E: 0 K: 1 S: 6	H: 1 LOB: 0 BB: 0 P: 6	R: 2 E: 0 K: 0 S: 5	H: 3 LOB: 0 BB: 0 P: 5	R: 0 E: 0 K: 1 S: 6	H: 1 LOB: 1 BB: 0 P: 6	R: 4 E: 0 K: 0 S: 6	H: 3 LOB: 1 BB: 2 P: 14	R: 0 E: 0 K: 1 S: 5	H: 0 LOB: 2 BB: 2 P: 13	R: 0 E: 0 K: 1 S: 5	H: 0 LOB: 1 BB: 1 P: 9	1B: 9 2B: 3 3B: 0 HR: 0	SF: 1 SAC: 0 DP: 1 HBP: 0	WP: 1 PB: 0 SB: 2 CS: 0	PA: 44
PITCHER	IP	WLS	BF	H	R	ER	SO	BB	IBB	HBP	BLK	WP	HR	S	P	ERA	WHIP					
Grant Jackson, L ERA: 5.69 (1, 1)	4.1	L	22	8	4	4	4	1	0	0	0	0	0	29	33	8.31	2.077					
Lowell Palmer, R ERA: 5.51 (5, 1)	2.0		10	3	4	4	1	1	1	0	0	1	0	10	18	18.00	2.000					
Fred Wenz, R ERA: 3.38 (7, 1)	1.2		8	1	0	0	1	2	0	0	0	0	0	8	16	0.00	1.800					
Bill Champion, R ERA: (9, 1)	1.0		4	0	0	0	1	1	0	0	0	0	0	5	9	0.00	1.000					

San Francisco Giants @ Philadelphia Phillies
Shibe Park, Philadelphia, PA
Fri Jul 31 1970, 7:05 PM EDT
Unknown

livebaseballscores.com

AB 37
R 8
H 12
RBI 8
BB 6
SO 7
LOB 19



Batter	1	2	3	4	5	6	7	8	9	AB	R	H	RBI	BB	SO	LOB	BOTTOM				
Tony Taylor, R OBP: 0.357, SLG: 0.439 (1, 7)	F8																4 0 0 0 0 0 0				
Denny Doyle, L OBP: 0.283, SLG: 0.334 (1, 4)	F5																4 1 2 0 0 0 0				
Don Money, R OBP: 0.379, SLG: 0.506 (1, 5)	F5																4 1 1 0 0 0 1				
Deron Johnson, R OBP: 0.334, SLG: 0.481 (1, 3)																	4 1 1 2 0 1 1				
Ron Stone, L OBP: 0.353, SLG: 0.411 (1, 9)	F5																4 0 1 0 0 1 1				
Oscar Gamble, L OBP: 0.327, SLG: 0.340 (1, 8)	F4																3 0 0 1 0 0 1				
Terry Harmon, R OBP: 0.333, SLG: 0.372 (1, 6)																	3 0 1 0 0 1 1				
Doc Edwards, R OBP: 0.294, SLG: 0.250 (8, 2)																	0 0 0 0 0 0 0				
Mike Ryan, R OBP: 0.263, SLG: 0.286 (1, 2)																	2 0 0 0 0 1 1				
Larry Bowa, S OBP: 0.265, SLG: 0.285 (8, 6)																	1 0 0 0 0 0 0				
Grant Jackson, S OBP: 0.103, SLG: 0.103 (1, 1)																	1 0 0 0 0 0 1				
Lowell Palmer, R OBP: 0.222, SLG: 0.294 (5, 1)																	1 0 0 0 0 0 0				
Fred Wenz, R (7, 1)																	0 0 0 0 0 0 0				
John Briggs, L OBP: 0.324, SLG: 0.364 (8, PH)																	1 0 0 0 0 1 0				
Bill Champion, R (9, 1)																	0 0 0 0 0 0 0				
Inning Stats	R: 0 E: 0 K: 0 S: 3	H: 0 LOB: 0 BB: 0 P: 3	R: 0 E: 0 K: 1 S: 5	H: 0 LOB: 0 BB: 0 P: 5	R: 0 E: 0 K: 0 S: 3	H: 0 LOB: 0 BB: 0 P: 3	R: 0 E: 0 K: 1 S: 5	H: 0 LOB: 0 BB: 0 P: 5	R: 0 E: 0 K: 0 S: 3	H: 0 LOB: 0 BB: 0 P: 3	R: 3 E: 0 K: 1 S: 9	H: 4 LOB: 1 BB: 0 P: 9	R: 0 E: 0 K: 1 S: 5	H: 0 LOB: 0 BB: 0 P: 5	R: 0 E: 0 K: 0 S: 4	H: 1 LOB: 1 BB: 0 P: 4	1B: 5 2B: 1 3B: 0 HR: 0	SF: 0 SAC: 0 DP: 1 HBP: 0	WP: 0 PB: 0 SB: 0 CS: 0	PA: 32	
PITCHER	IP	WLS	BF	H	R	ER	SO	BB	IBB	HBP	BLK	WP	HR	S	P	ERA	WHIP				
Juan Marichal, R ERA: 4.86 (1, 1)	9.0	W	32	6	3	3	5	0	0	0	0	0	0	42	42	3.00	0.667				

San Francisco Giants @ Philadelphia Phillies
Shibe Park, Philadelphia, PA
Fri Jul 31 1970, 7:05 PM EDT
Unknown

livebaseballscores.com

AB 32
R 3
H 6
RBI 3
BB 0
SO 5
LOB 7



Batter	1	2	3	4	5	6	7	8	9	AB	R	H	RBI	BB	SO	LOB	TOP		
Bobby Bonds, R OBP: 0.395, SLG: 0.507 (1, 8)	0-0 5-3	0-0 1B		0-0 CS 1B		0-0 F9 BB HR 1B		0-0 F7	0-0 F8	6	1	3	0	0	0	1			
Ron Hunt, R OBP: 0.408, SLG: 0.386 (1, 5)	4-0 BB 1B BB	0-0 F9		0-0 CS 1-2	4-0 E BB	4-0 HR BB		0-0 BB 1B		2	3	1	0	3	0	1			
Willie Mays, R OBP: 0.380, SLG: 0.503 (1, 3)	0-0 1-2 BB 1B		0-0 5-3		0-0 F8	0-0 F9		0-0 F7		5	1	1	0	0	0	4			
Ken Henderson, S OBP: 0.423, SLG: 0.497 (1, 9)	4-0 1-2 2-3 BB		0-0 1B		0-0 E9 SF7 1B	0-0 HR		0-0 BB 1B		4	2	4	4	1	0	0			
Jim Ray Hart, R OBP: 0.411, SLG: 0.553 (1, 7)	0-0 F4		0-0 F4		4-0 1B BB	0-0 4-3		4-0 BB		3	0	0	0	2	0	4			
Tito Fuentes, S OBP: 0.280, SLG: 0.317 (1, 4)	0-0 1-2 2-H 3-H 1B		0-0 FC6-4 1B		0-0 SF7		0-0 F3		0-0 6-3	4	0	2	3	0	0	3			
Russ Gibson, R OBP: 0.279, SLG: 0.291 (1, 2)	0-0 K		0-0 FC6-4 1B		0-0 1B		0-0 K		4-0 SH1-4 BB	4	0	1	0	1	2	4			
Hal Lanier, R OBP: 0.274, SLG: 0.299 (1, 6)		0-0 F4		0-0 6-3		0-0 F8		0-0 2B		5	0	1	0	0	0	3			
Frank Reberger, L OBP: 0.227, SLG: 0.273 Don McMahon, R OBP: 0.308, SLG: 0.182 (9, 1)		0-0 F7		0-0 G3		0-0 K		0-0 K		4	0	0	0	0	2	1			
Inning Stats	R: 2 E: 0 K: 1 S: 7	H: 2 LOB: 2 BB: 2 P: 15	R: 0 E: 0 K: 0 S: 4	H: 1 LOB: 1 BB: 0 P: 4	R: 0 E: 0 K: 0 S: 5	H: 2 LOB: 2 BB: 0 P: 5	R: 0 E: 0 K: 0 S: 3	H: 1 LOB: 0 BB: 0 P: 3	R: 2 E: 1 K: 0 S: 5	H: 2 LOB: 0 BB: 2 P: 13	R: 0 E: 0 K: 2 S: 8	H: 1 LOB: 1 BB: 0 P: 8	R: 0 E: 0 K: 0 S: 5	H: 2 LOB: 3 BB: 1 P: 9	R: 0 E: 0 K: 0 S: 3	H: 0 LOB: 1 BB: 1 P: 7	1B: 11 2B: 1 3B: 0 HR: 1	SF: 1 SAC: 1 DP: 0 HBP: 0	WP: 0 PA: 47 PB: 0 SB: 1 CS: 1
PITCHER	IP WLS BF H R ER SO BB IBB HBP BLK WP HR S P ERA WHIP	IP WLS BF H R ER SO BB IBB HBP BLK WP HR S P ERA WHIP	IP WLS BF H R ER SO BB IBB HBP BLK WP HR S P ERA WHIP	IP WLS BF H R ER SO BB IBB HBP BLK WP HR S P ERA WHIP	IP WLS BF H R ER SO BB IBB HBP BLK WP HR S P ERA WHIP	IP WLS BF H R ER SO BB IBB HBP BLK WP HR S P ERA WHIP	IP WLS BF H R ER SO BB IBB HBP BLK WP HR S P ERA WHIP	IP WLS BF H R ER SO BB IBB HBP BLK WP HR S P ERA WHIP	IP WLS BF H R ER SO BB IBB HBP BLK WP HR S P ERA WHIP	IP WLS BF H R ER SO BB IBB HBP BLK WP HR S P ERA WHIP	IP WLS BF H R ER SO BB IBB HBP BLK WP HR S P ERA WHIP	IP WLS BF H R ER SO BB IBB HBP BLK WP HR S P ERA WHIP	IP WLS BF H R ER SO BB IBB HBP BLK WP HR S P ERA WHIP	IP WLS BF H R ER SO BB IBB HBP BLK WP HR S P ERA WHIP	IP WLS BF H R ER SO BB IBB HBP BLK WP HR S P ERA WHIP	IP WLS BF H R ER SO BB IBB HBP BLK WP HR S P ERA WHIP	IP WLS BF H R ER SO BB IBB HBP BLK WP HR S P ERA WHIP		
Chris Short, L ERA: 4.82 Barry Lersch, R ERA: 3.81 Joe Hoerner, L ERA: 2.48	(1, 1) (5, 1) (7, 1)	4.1 1.2 3.0	L 9 14	23 3 3	7 3 0	4 3 0	1 3 0	1 1 2	4 1 0	1 3 0	1 3 0	1 10 16	21 14 24	37 16.20 0.00	2.538 2.400 1.667				

San Francisco Giants @ Philadelphia Phillies
 Shibe Park, Philadelphia, PA
 Fri Jul 31 1970, 7:05 PM EDT
 Att: 15,716 - Unknown

AB 37
 R 7
 H 13
 RBI 7
 BB 7
 SO 4
 LOB 21



Batter	1	2	3	4	5	6	7	8	9	AB	R	H	RBI	BB	SO	LOB	BOTTOM		
Oscar Gamble, L OBP: 0.324, SLG: 0.335 (1, 9)	0-3 K	0-0 FC5 BB 1B		0-3 K		0-3 K			0-0 6-3	5	0	1	1	0	3	3			
Denny Doyle, L OBP: 0.298, SLG: 0.341 (1, 4)	0-0 6-3 3B	4-0 1-2 2-3 BB			0-0 F9		0-0 F6		4-0 BB BB	3	1	1	0	2	0	0			
Don Money, R OBP: 0.379, SLG: 0.506 (1, 5)	0-0 6-3	0-0 FC5			0-0 2B		0-0 F8		4-0 1-2 2-3 BB	4	0	1	1	1	0	3			
Deron Johnson, R OBP: 0.333, SLG: 0.477 (1, 3)	0-0 FC6 1B		0-3 K		0-0 F8		0-0 5-3		0-0 F9	5	0	1	0	0	1	4			
Ron Stone, L OBP: 0.356, SLG: 0.410 (1, 7)	0-0 FC6		0-0 PB S 1B		0-0 F9			4-0 G6-4-3 BB		3	0	1	0	1	0	2			
Larry Hiele, R OBP: 0.298, SLG: 0.331 (1, 8)		0-0 PB 1B 1B		0-0 F3		0-3 K		0-0 G6-4-3		4	1	1	0	0	1	2			
Terry Harmon, R OBP: 0.321, SLG: 0.357 (1, 6)		0-0 6-3		0-0 5-3		0-0 F3		0-0 F9		4	0	0	0	0	0	2			
Mike Ryan, R OBP: 0.262, SLG: 0.297 (1, 2)		0-0 F8		0-0 F7		0-0 E5 WP BB			0-0 BB 2B	4	0	1	0	0	0	1			
Chris Short, R OBP: 0.298, SLG: 0.057 Barry Lersch, S OBP: 0.128, SLG: 0.125 John Girardi, S OBP: 0.327, SLG: 0.364 Grant Jackson, R OBP: 0.162, SLG: 0.163 Joe Hoerner, R OBP: 0.444, SLG: 0.429 Rick Joseph, R OBP: 0.300, SLG: 0.325 (1, 1) (5, 1) (6, PH) (6, PH) (7, 1) (6, PH)	(1, 1) (5, 1) (6, PH) (6, PH) (7, 1) (6, PH)	0.298 1.28 0.327 0.162 0.444 0.300	S W S	1 39 1	0 0 0	0 1 0	0 6 0	0 1 0	0 3 0	0 1 0	0 1 0	0 46 1	66 1.04 0.00	0.057 0.125 0.364 0.163 0.429 0.325	1.385 1.385 0.000				
Inning Stats	R: 1 E: 0 K: 1 S: 7	H: 2 LOB: 1 BB: 0 P: 7	R: 1 E: 1 K: 0 S: 6	H: 2 LOB: 3 BB: 1 P: 10	R: 0 E: 0 K: 1 S: 6	H: 1 LOB: 1 BB: 0 P: 6	R: 0 E: 0 K: 1 S: 5	H: 0 LOB: 0 BB: 0 P: 5	R: 0 E: 1 K: 2 S: 8	H: 1 LOB: 3 BB: 1 P: 12	R: 0 E: 0 K: 0 S: 3	H: 0 LOB: 0 BB: 0 P: 3	R: 0 E: 0 K: 0 S: 2	H: 0 LOB: 0 BB: 1 P: 6	R: 0 E: 0 K: 1 S: 6	H: 1 LOB: 3 BB: 2 P: 14	1B: 4 2B: 2 3B: 1 HR: 0	SF: 0 SAC: 0 DP: 1 HBP: 0	WP: 1 PA: 40 PB: 2 SB: 1 CS: 0
PITCHER	IP WLS BF H R ER SO BB IBB HBP BLK WP HR S P ERA WHIP	IP WLS BF H R ER SO BB IBB HBP BLK WP HR S P ERA WHIP	IP WLS BF H R ER SO BB IBB HBP BLK WP HR S P ERA WHIP	IP WLS BF H R ER SO BB IBB HBP BLK WP HR S P ERA WHIP	IP WLS BF H R ER SO BB IBB HBP BLK WP HR S P ERA WHIP	IP WLS BF H R ER SO BB IBB HBP BLK WP HR S P ERA WHIP	IP WLS BF H R ER SO BB IBB HBP BLK WP HR S P ERA WHIP	IP WLS BF H R ER SO BB IBB HBP BLK WP HR S P ERA WHIP	IP WLS BF H R ER SO BB IBB HBP BLK WP HR S P ERA WHIP	IP WLS BF H R ER SO BB IBB HBP BLK WP HR S P ERA WHIP	IP WLS BF H R ER SO BB IBB HBP BLK WP HR S P ERA WHIP	IP WLS BF H R ER SO BB IBB HBP BLK WP HR S P ERA WHIP	IP WLS BF H R ER SO BB IBB HBP BLK WP HR S P ERA WHIP	IP WLS BF H R ER SO BB IBB HBP BLK WP HR S P ERA WHIP	IP WLS BF H R ER SO BB IBB HBP BLK WP HR S P ERA WHIP	IP WLS BF H R ER SO BB IBB HBP BLK WP HR S P ERA WHIP	IP WLS BF H R ER SO BB IBB HBP BLK WP HR S P ERA WHIP		
Frank Reberger, R ERA: 6.67 Don McMahon, R ERA: 3.31	(1, 1) (9, 1)	8.2 0.1	S 1	0 0 0	0 0 0	0 0 0	0 0 0	0 0 1	1 1 1	0.00 0.000									

San Francisco Giants @ Philadelphia Phillies
 Shibe Park, Philadelphia, PA
 Fri Jul 31 1970, 7:05 PM EDT
 Att: 15,716 - Unknown

AB 34
 R 2
 H 7
 RBI 2
 BB 5
 SO 6
 LOB 18



Batter	1	2	3	4	5	6	7	8	9	10	11	AB	R	H	RBI	BB	SO	LOB	TOP							
Bobby Bonds, R OBP: 0.395, SLG: 0.507 (1, 9)												6	2	2	0	0	1	2								
Tito Fuentes, S OBP: 0.281, SLG: 0.318 (1, 4) (8, 6)												6	0	2	0	0	1	1								
Willie Mays, R OBP: 0.579, SLG: 0.498 (1, 8)												5	0	1	0	1	1	2								
Willie McCovey, L OBP: 0.421, SLG: 0.571 (1, 3)												4	2	1	2	1	0	4								
Ken Henderson, S OBP: 0.425, SLG: 0.505 (1, 7)												3	1	1	3	2	1	0								
Dick Dietz, R OBP: 0.434, SLG: 0.577 (1, 2)												3	0	0	0	2	1	5								
Jim Ray Hart, R OBP: 0.400, SLG: 0.528 (1, 5)												4	0	0	0	1	0	2								
Hal Lanier, R OBP: 0.271, SLG: 0.296 (8, PH)												3	0	0	0	0	0	2								
Ron Hunt, R OBP: 0.408, SLG: 0.385 (8, 4)												1	0	0	0	1	0	1								
Gaylord Perry, R OBP: 0.346, SLG: 0.207 (7, 1)												3	0	1	0	0	1	0								
Mike Davison, L OBP: 0.332, SLG: 0.276 (8, PH)												0	0	0	0	0	0	0								
Don McMahon, R OBP: 0.308, SLG: 0.182 (10, PH)												1	0	0	0	0	0	1								
Frank Johnson, R OBP: 0.338, SLG: 0.332 (10, 1)												0	0	0	0	0	0	1								
Jerry Johnson, R OBP: 0.332, SLG: 0.332 (10, 1)												0	0	0	0	0	0	0								
Inning Stats	R: 3 E: 0 K: 0 S: 5	H: 2 LOB: 0 BB: 1 P: 9	R: 0 E: 0 K: 1 S: 4	H: 0 LOB: 0 BB: 1 P: 8	R: 0 E: 0 K: 1 S: 6	H: 1 LOB: 1 BB: 0 P: 6	R: 0 E: 0 K: 0 S: 3	H: 0 LOB: 1 BB: 1 P: 7	R: 1 E: 0 K: 1 S: 7	H: 2 LOB: 3 BB: 2 P: 15	R: 0 E: 0 K: 0 S: 4	H: 1 LOB: 2 BB: 0 P: 4	R: 0 E: 0 K: 0 S: 3	H: 0 LOB: 1 BB: 1 P: 7	R: 1 E: 0 K: 3 S: 10	H: 1 LOB: 0 BB: 0 P: 10	R: 0 E: 0 K: 1 S: 5	H: 0 LOB: 1 BB: 1 P: 9	R: 0 E: 0 K: 0 S: 3	H: 0 LOB: 0 BB: 0 P: 3	1B: 5 2B: 1 3B: 0 HR: 2	SF: 0 SAC: 0 DP: 1 HBP: 0	WP: 0 PB: 0 SB: 1 CS: 0	PA: 48		
PITCHER	IP 7.0	WLS 33	BF 15	H 1	R 1	ER 1	SO 4	BB 2	IBB 0	HBP 0	BLK 0	WP 0	HR 1	S 21	P 29	ERA 2.25	WHIP 0.750									
Jim Bunning, R ERA: 3.85 (1, 1)																										
Dick Selma, R ERA: 2.98 (8, 1)	4.0	W	15	1	1	1	4	2	0	0	0	0	0	1	21	29	2.25	0.750								

San Francisco Giants @ Philadelphia Phillies
Shibe Park, Philadelphia, PA
Sat Aug 01 1970, 7:05 PM EDT
Unknown

AB 40
R 5
H 8
RBI 5
BB 8
SO 7
LOB 21



Batter	1	2	3	4	5	6	7	8	9	10	11	AB	R	H	RBI	BB	SO	LOB	BOTTOM						
Tony Taylor, R OBP: 0.361, SLG: 0.439 (1, 7)												4	0	2	2	1	0	1							
Denny Doyle, L OBP: 0.294, SLG: 0.336 (1, 4)												5	0	0	0	0	2	5							
Don Money, R OBP: 0.383, SLG: 0.504 (1, 5)												3	0	1	0	2	1	2							
Deron Johnson, R OBP: 0.336, SLG: 0.482 (1, 3)												5	0	3	0	0	1	2							
Ron Stone, L OBP: 0.347, SLG: 0.399 (1, 9)												5	1	0	0	0	0	6							
Larry Hulse, R OBP: 0.297, SLG: 0.326 (1, 8)												4	1	0	0	1	0	3							
Terry Harmon, R OBP: 0.324, SLG: 0.360 (1, 6)												2	1	1	1	0	1	0							
John Briggs, L OBP: 0.330, SLG: 0.368 (7, PH)												1	0	1	0	0	0	0							
Larry Bowa, S OBP: 0.267, SLG: 0.284 (8, 6)												1	2	0	0	1	0	1							
Mike Ryan, R OBP: 0.261, SLG: 0.295 (1, 2)												4	0	1	0	0	1	2							
Jim Bunning, R OBP: 0.107, SLG: 0.133 (1, 1)												2	0	1	1	0	1	0							
Oscar Gamble, L OBP: 0.328, SLG: 0.335 (7, PH)												0	1	0	0	1	0	0							
Dick Selma, R OBP: 0.230, SLG: 0.143 (8, 1)												1	0	1	0	0	0	0							
Inning Stats	R: 0 E: 0 K: 0 S: 3	H: 0 LOB: 0 BB: 0 P: 3	R: 3 E: 0 K: 1 S: 9	H: 4 LOB: 2 BB: 1 P: 13	R: 0 E: 0 K: 1 S: 5	H: 1 LOB: 0 BB: 0 P: 5	R: 0 E: 0 K: 1 S: 5	H: 0 LOB: 0 BB: 0 P: 5	R: 0 E: 0 K: 0 S: 4	H: 1 LOB: 1 BB: 1 P: 7	R: 2 E: 1 K: 2 S: 9	H: 2 LOB: 2 BB: 1 P: 13	R: 0 E: 0 K: 0 S: 4	H: 1 LOB: 1 BB: 0 P: 4	R: 0 E: 0 K: 1 S: 5	H: 1 LOB: 0 BB: 0 P: 5	R: 0 E: 0 K: 0 S: 3	H: 0 LOB: 1 BB: 1 P: 7	R: 1 E: 1 K: 0 S: 2	H: 1 LOB: 1 BB: 1 P: 6	1B: 10 2B: 1 3B: 0 HR: 0	SF: 0 SAC: 1 DP: 4 HBP: 0	WP: 0 PB: 0 SB: 2 CS: 0	PA: 44	
PITCHER	IP 6.1	WLS 28	BF 28	H 8	R 5	ER 4	SO 4	BB 4	IBB 0	HBP 0	BLK 0	WP 0	HR 0	S 32	P 48	ERA 5.68	WHIP 1.895								
Gaylord Perry, R ERA: 3.7 (1, 1)																									
Mike Davison, L ERA: 7.03 (7, 1)	0.2	2	0	0	0	2	0	0	0	0	0	0	0	6	6	0.00	0.000								
Don McMahon, R ERA: 3.21 (8, 1)	2.0	7	2	0	0	1	0	0	0	0	0	0	0	9	9	0.00	1.000								
Jerry Johnson, R ERA: 5.01 (10, 1)	1.1	L	7	1	1	0	0	2	0	0	0	0	0	5	13	0.00	2.250								

San Francisco Giants @ Philadelphia Phillies
Shibe Park, Philadelphia, PA
Sat Aug 01 1970, 7:05 PM EDT
Unknown

AB 37
R 6
H 11
RBI 4
BB 6
SO 7
LOB 22

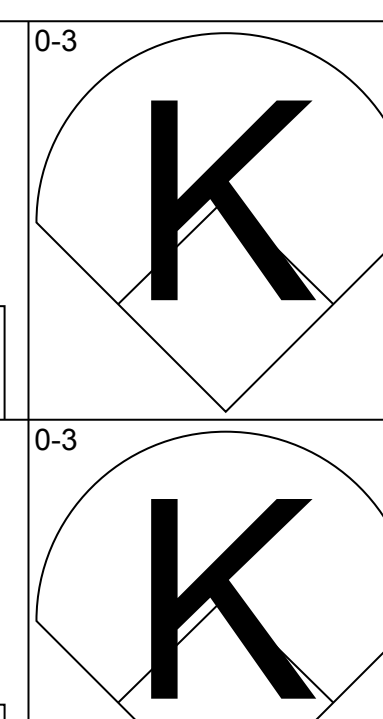
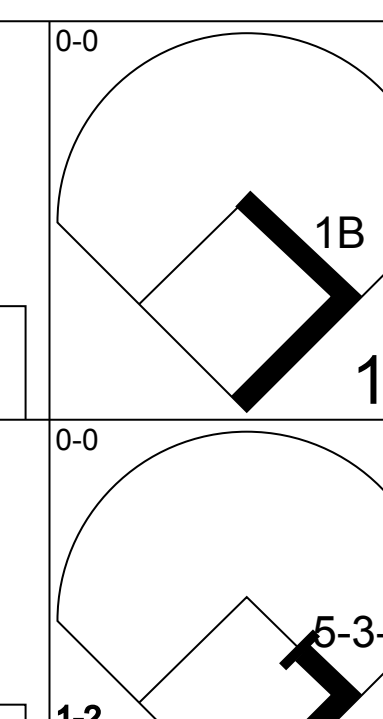
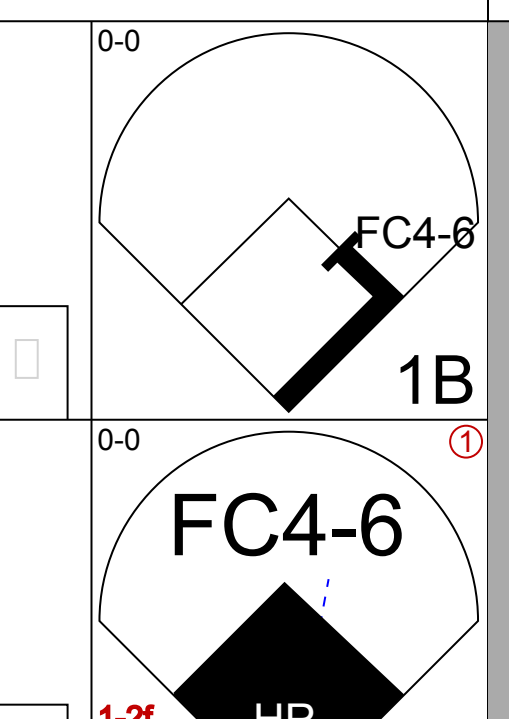
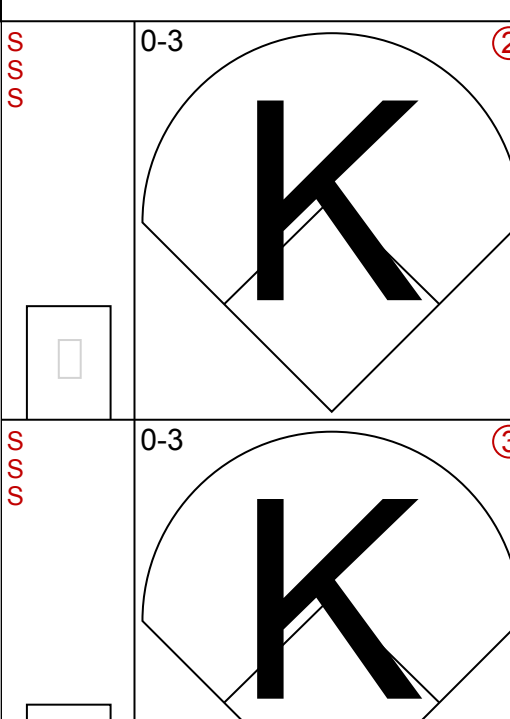
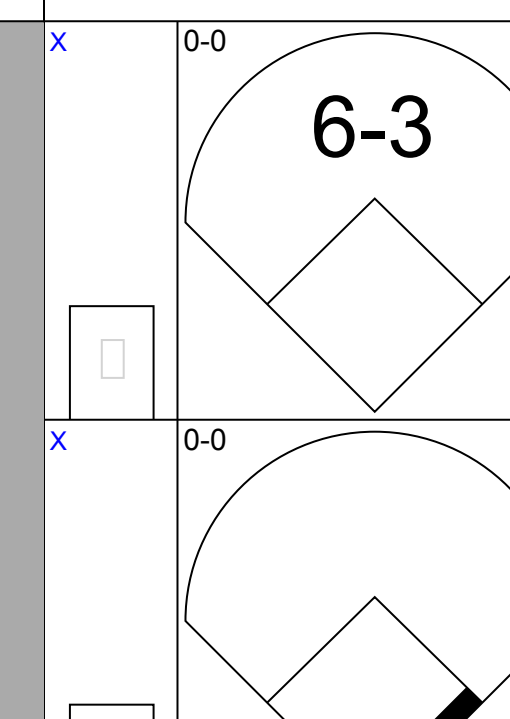
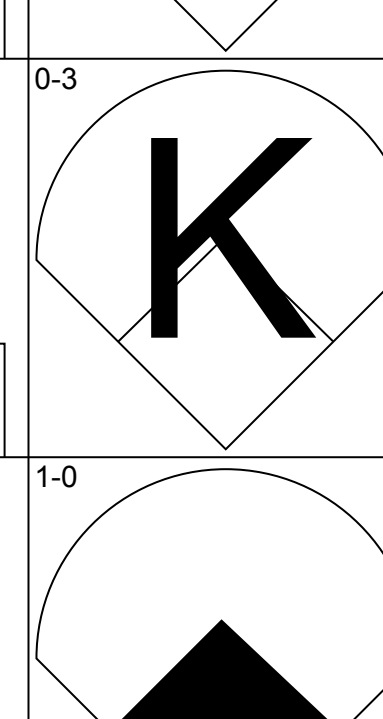
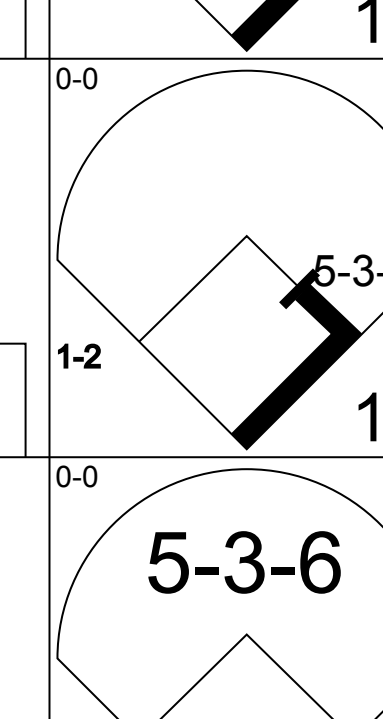
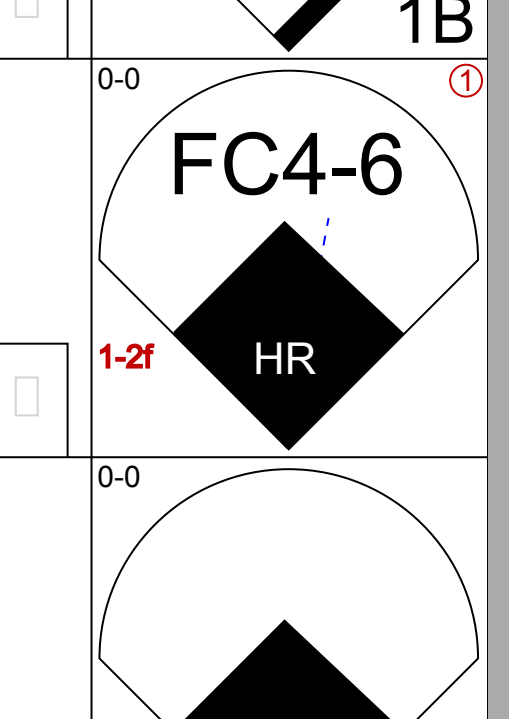
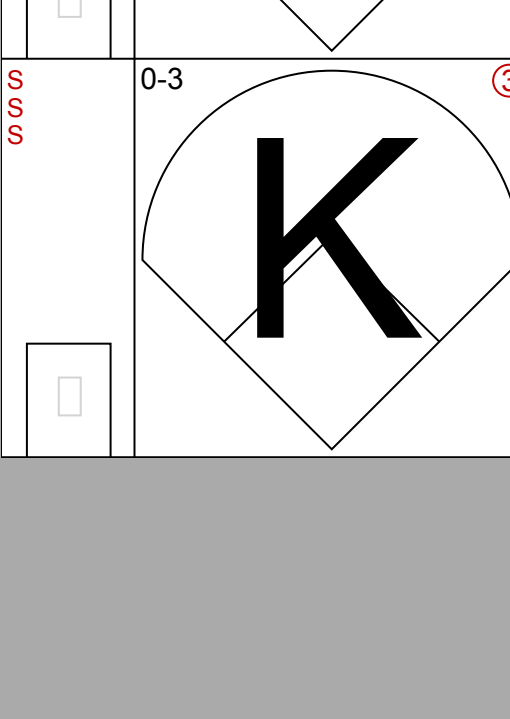
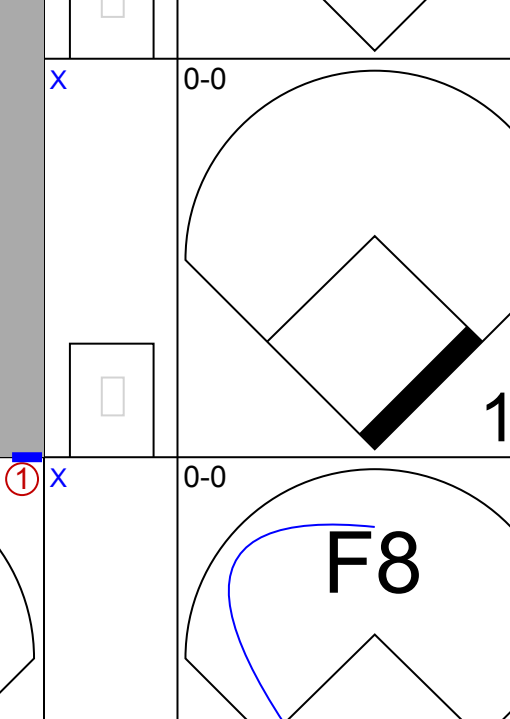
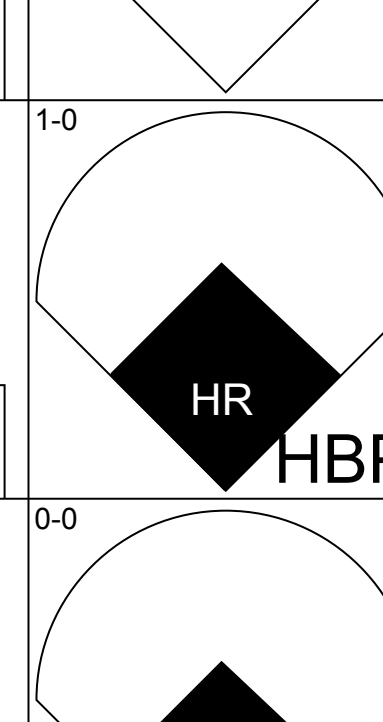
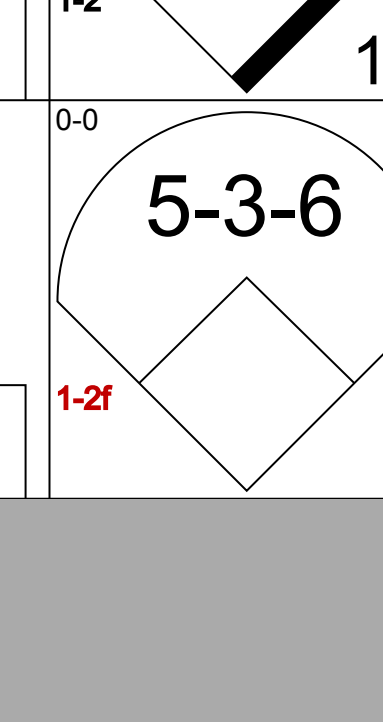
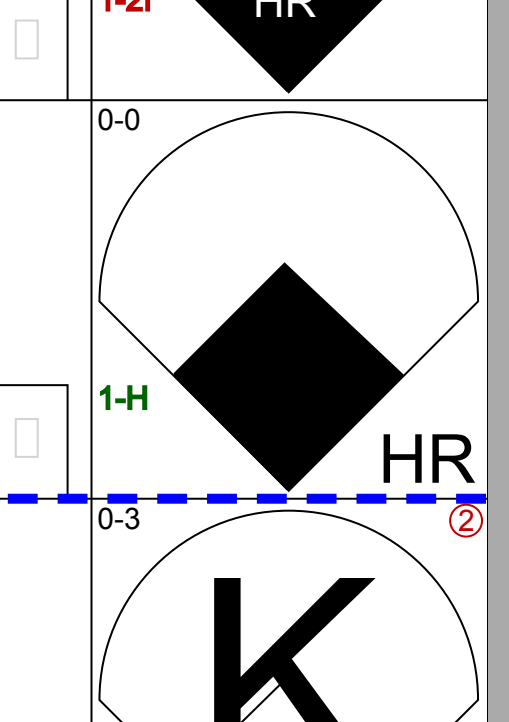
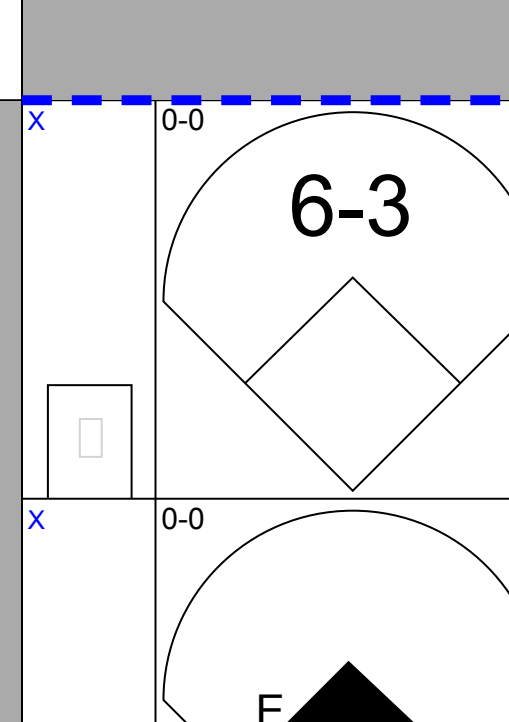
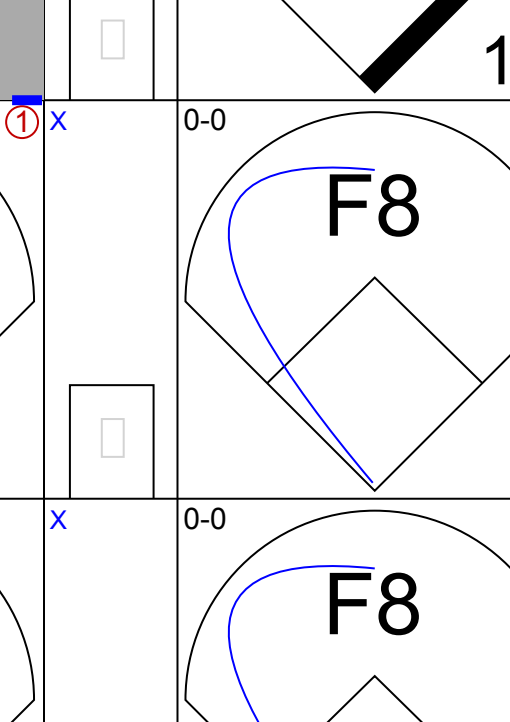
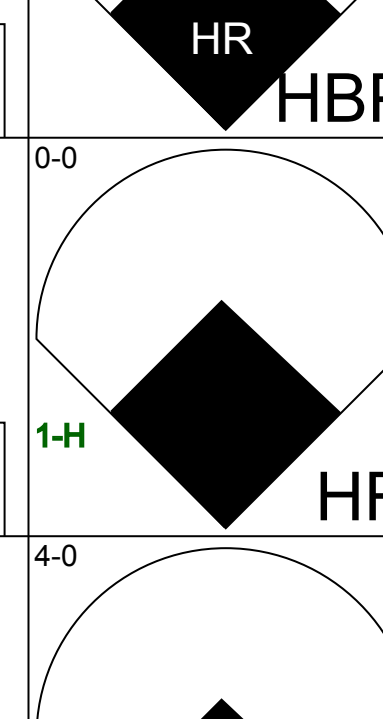
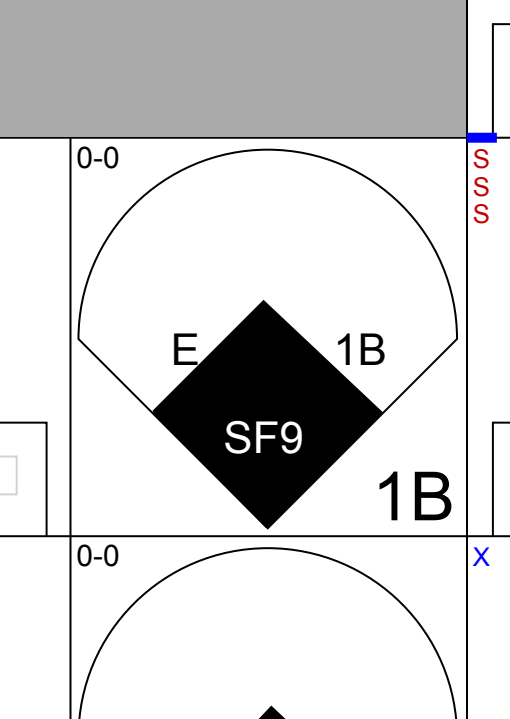
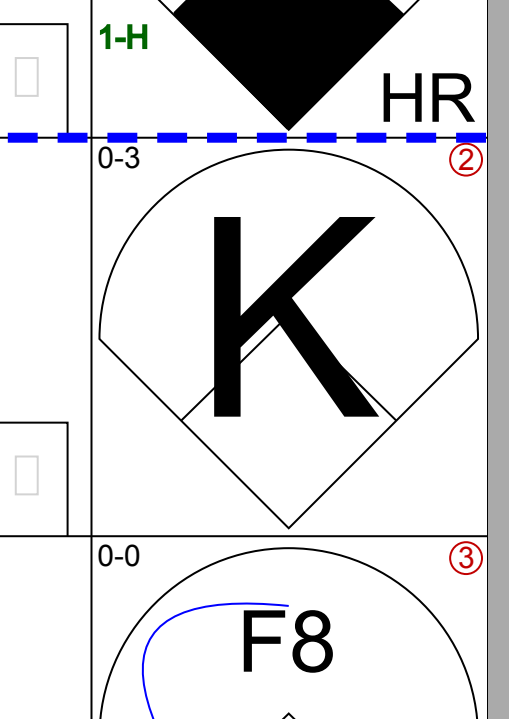
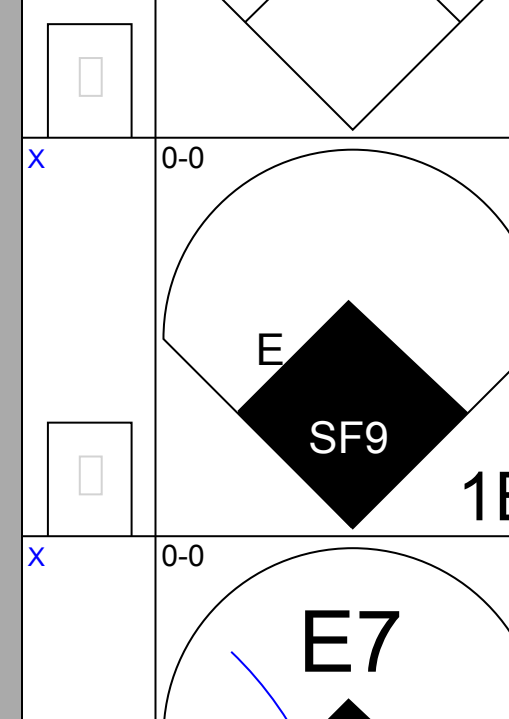
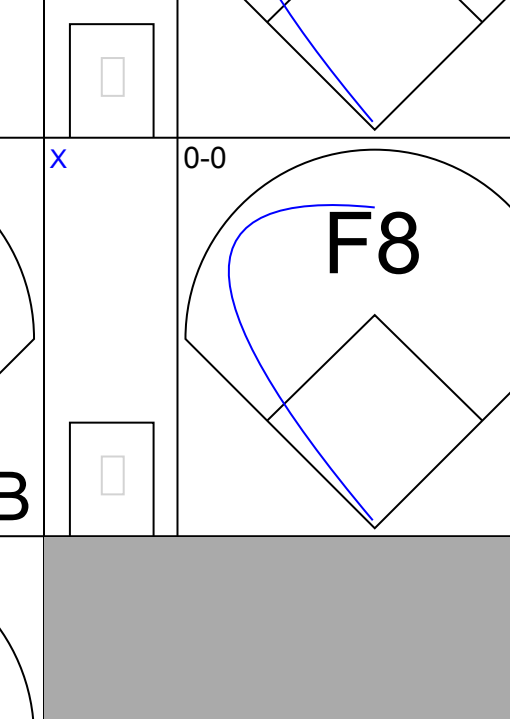
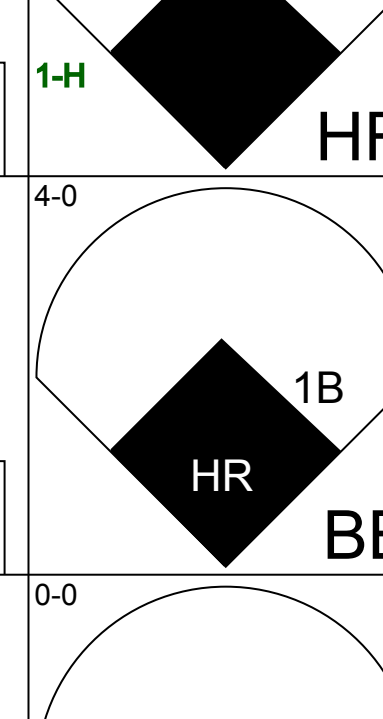
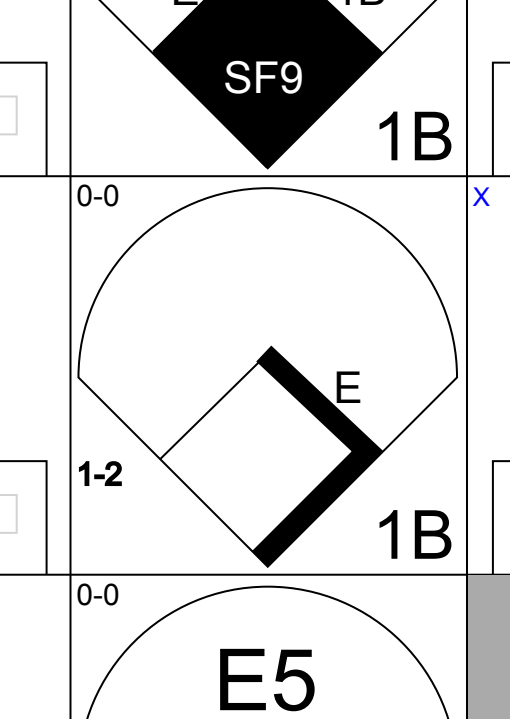
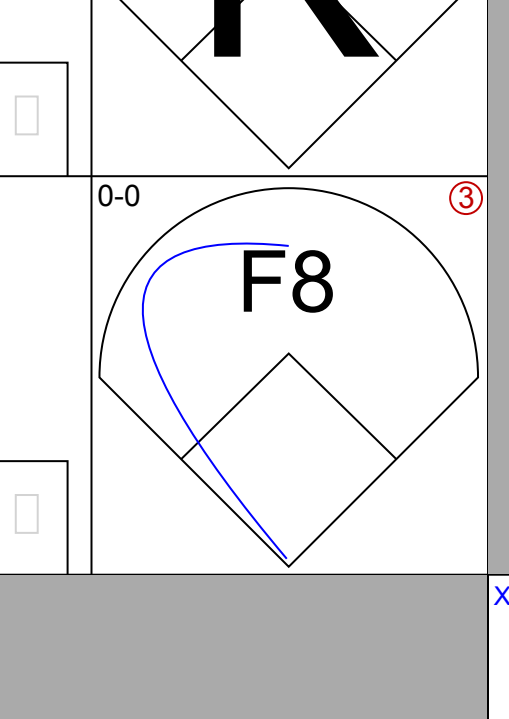
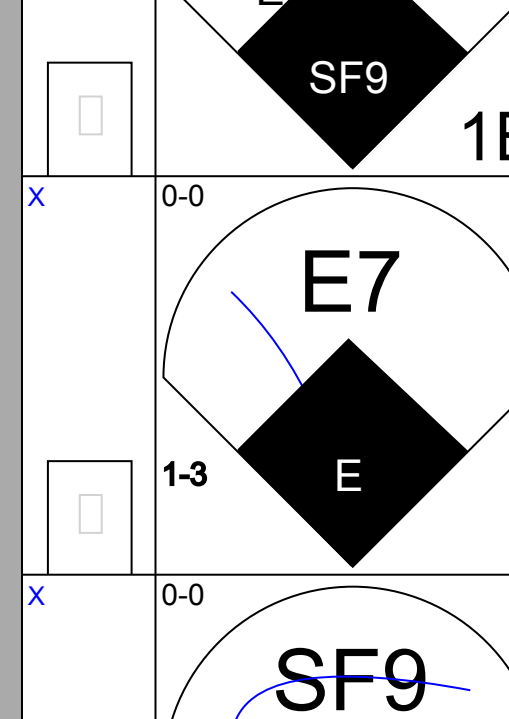
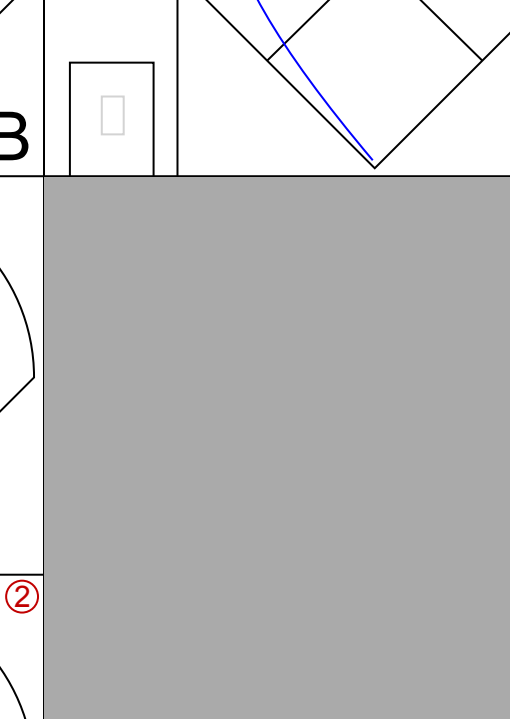
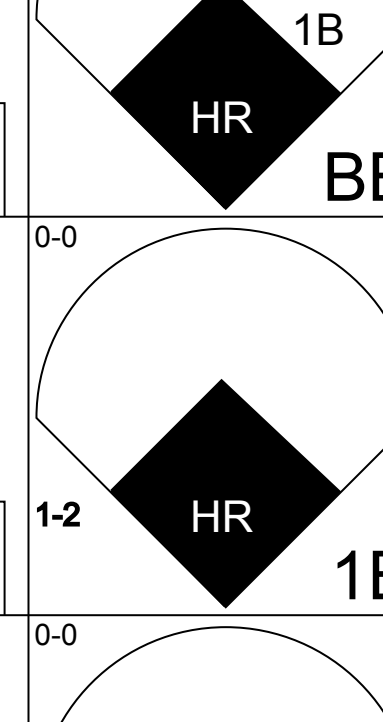
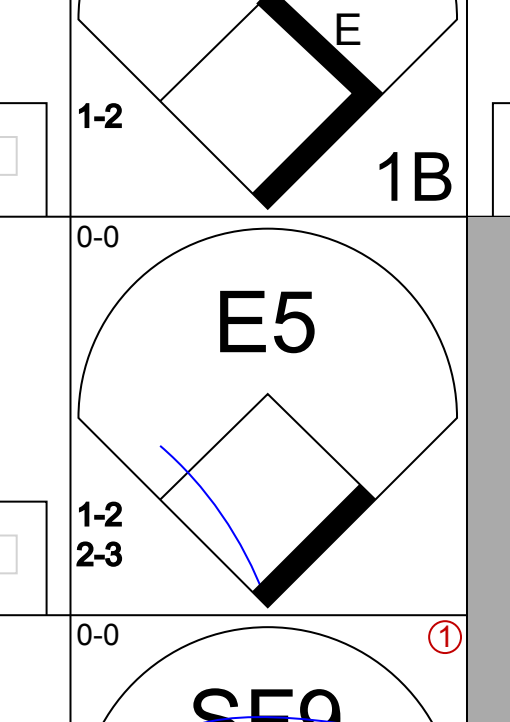
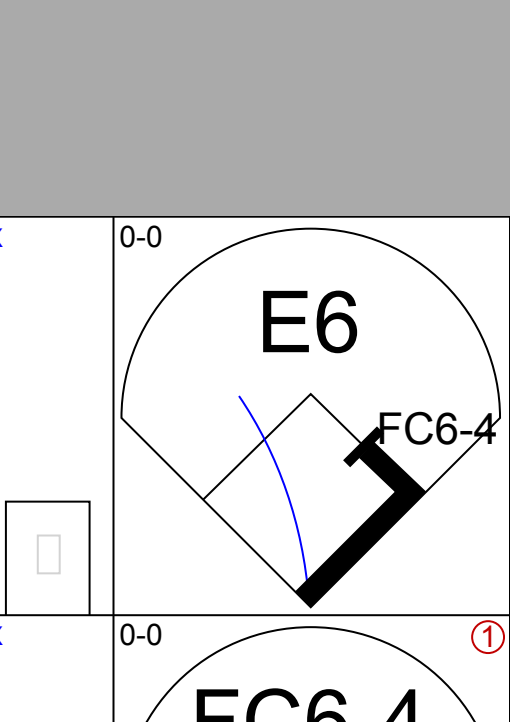
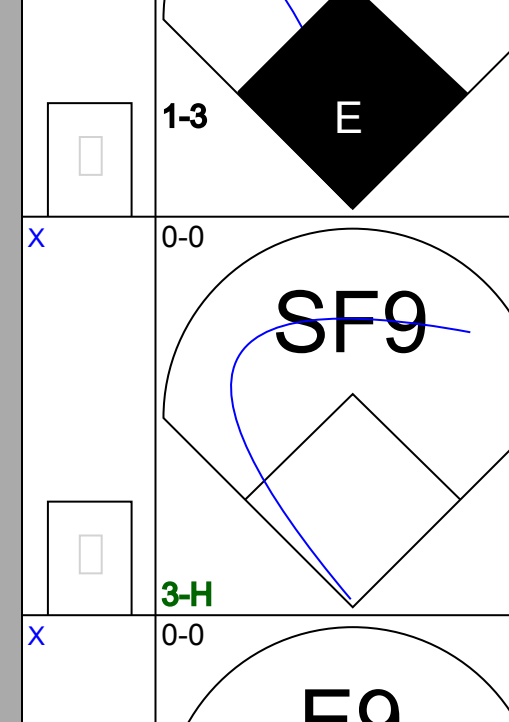
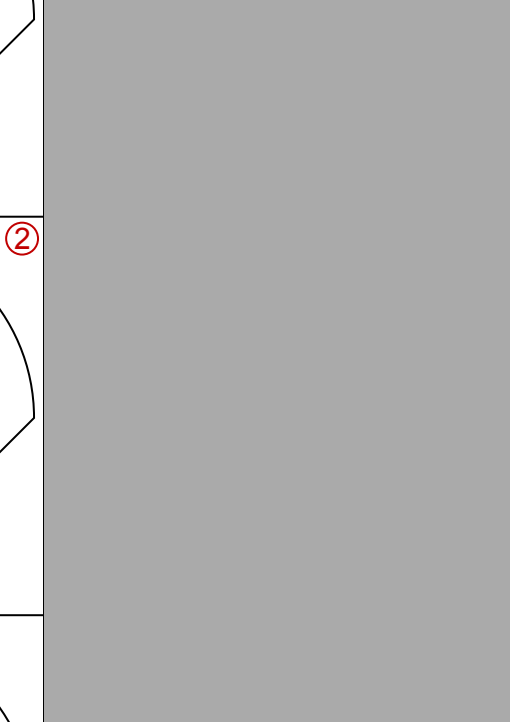
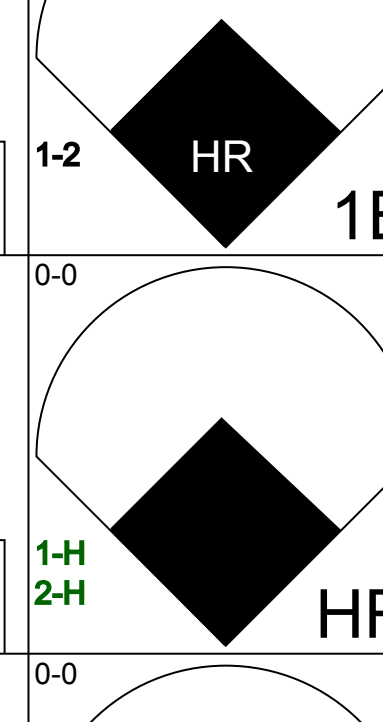
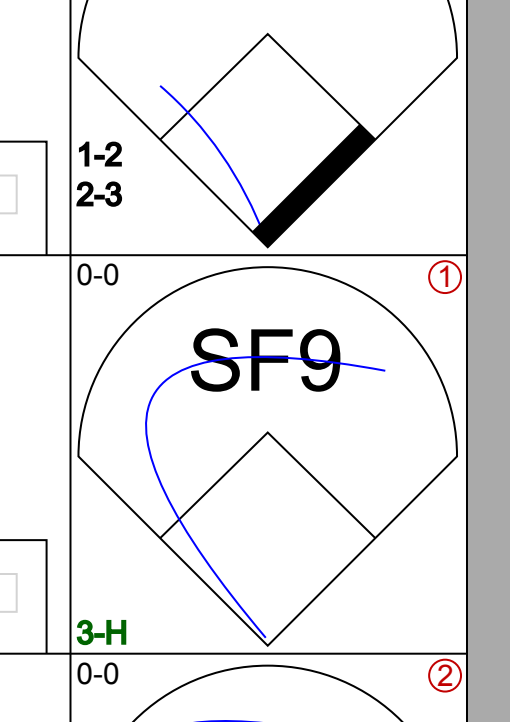

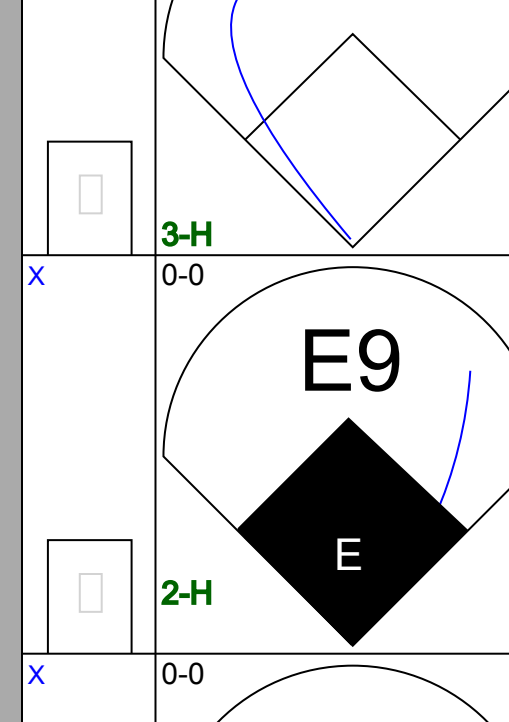
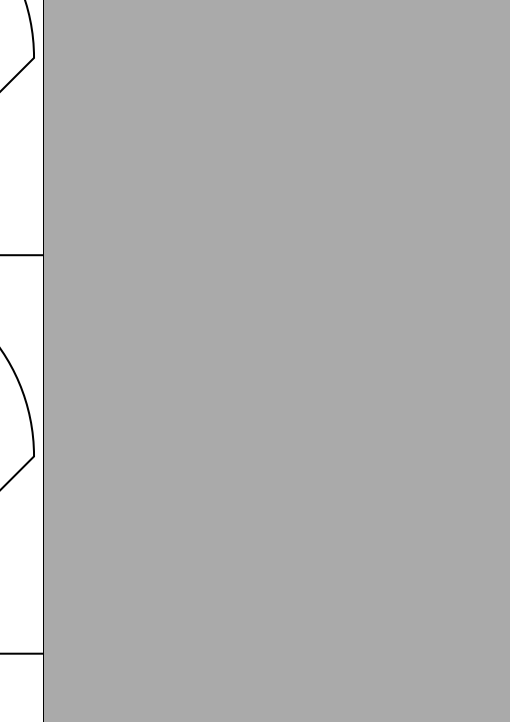
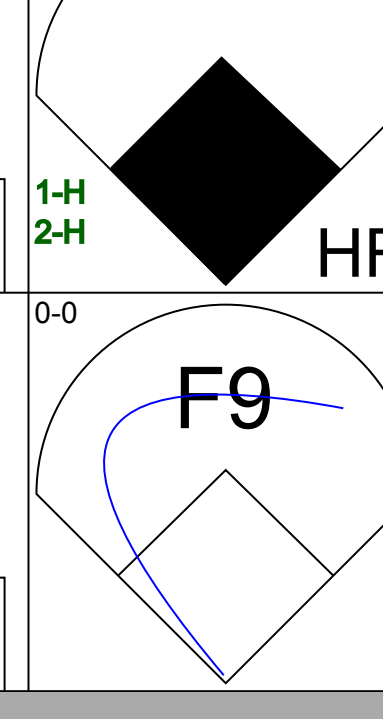
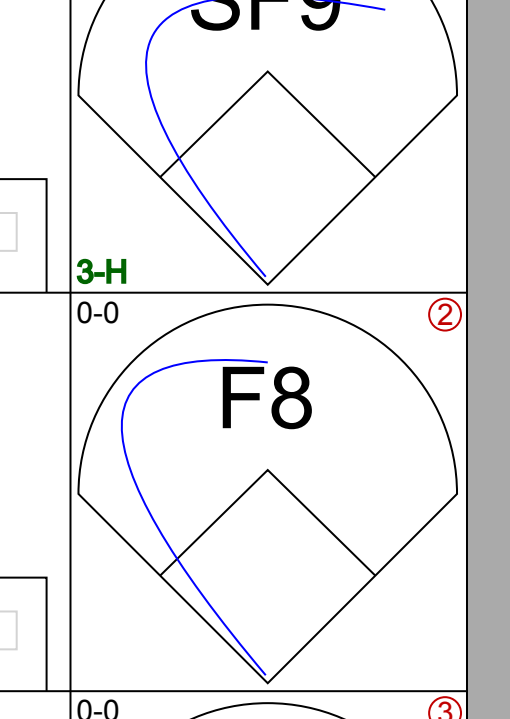

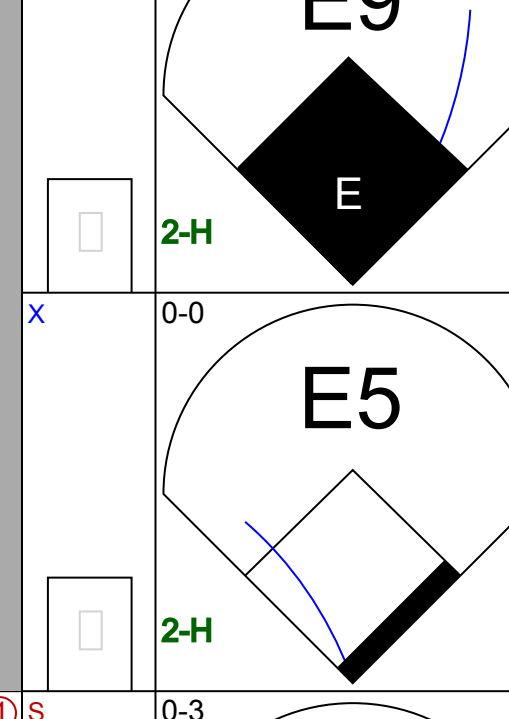
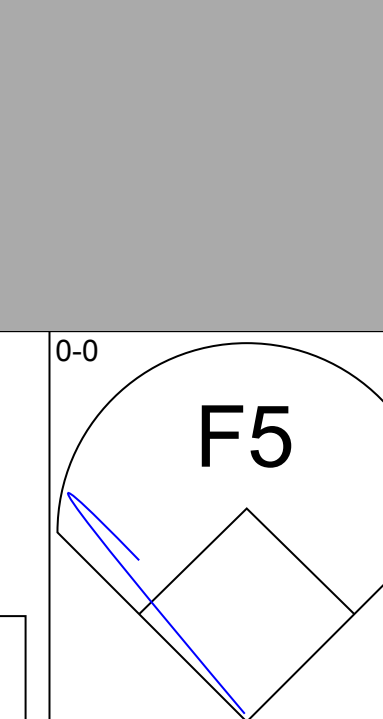
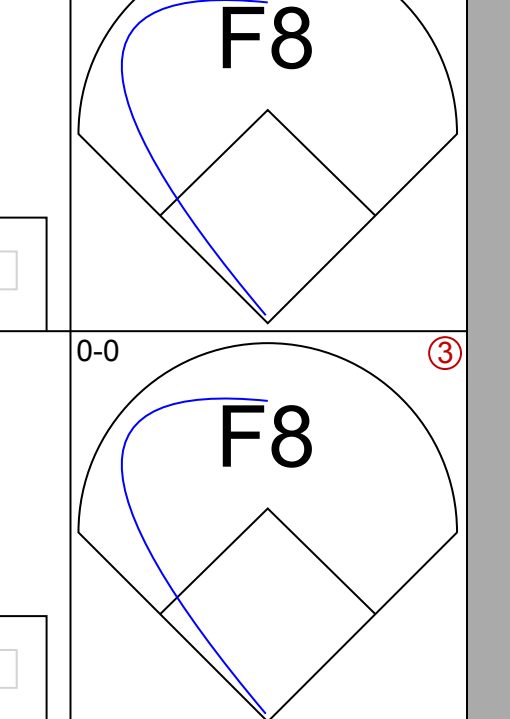
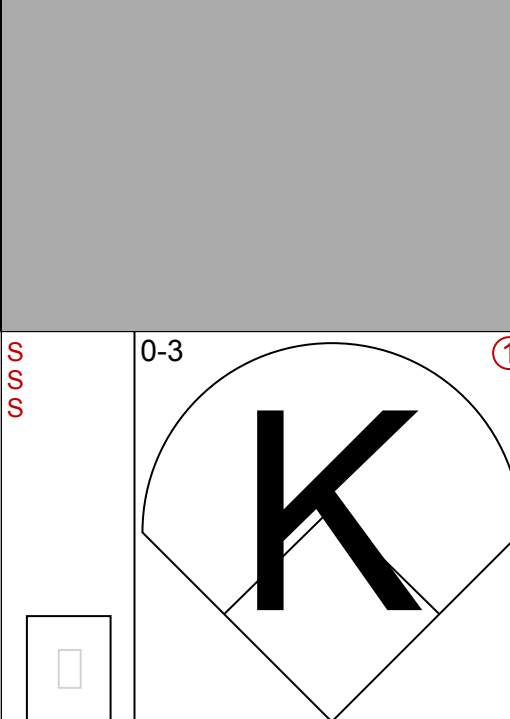
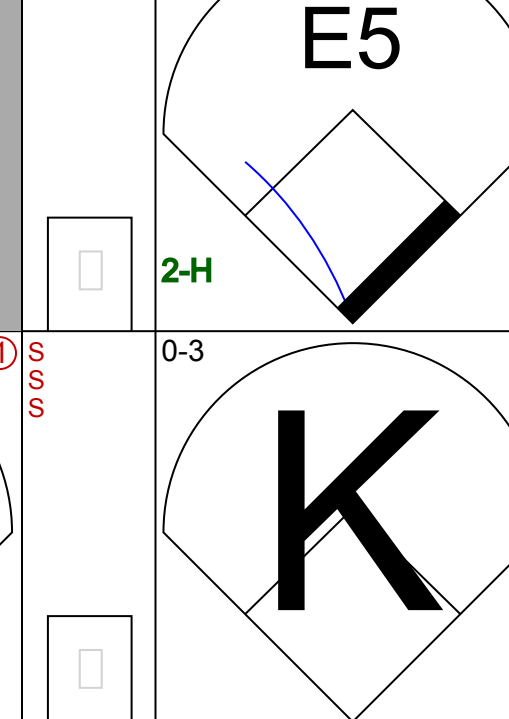


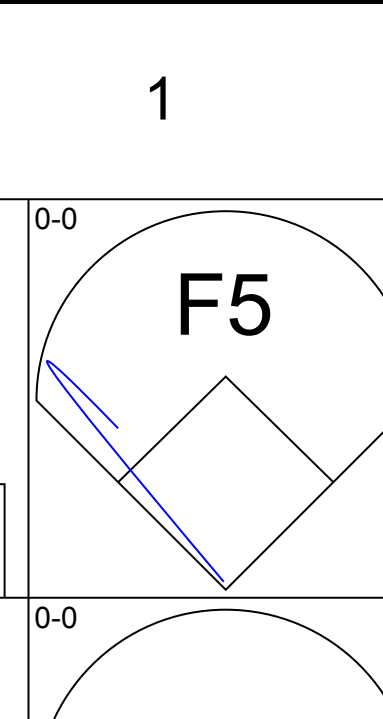
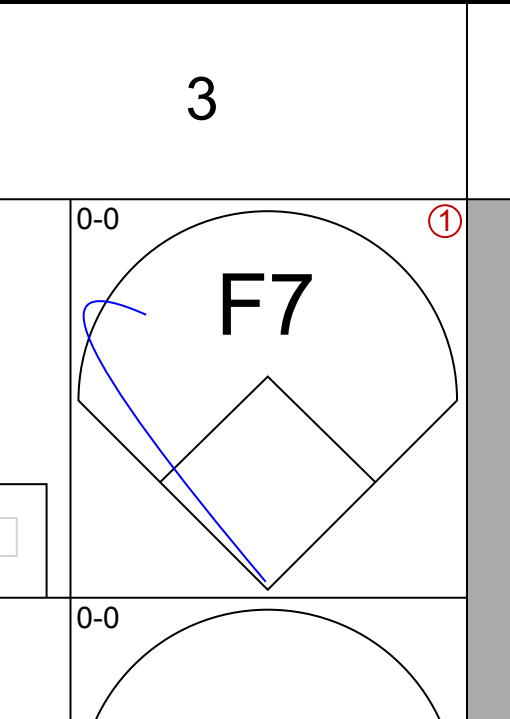
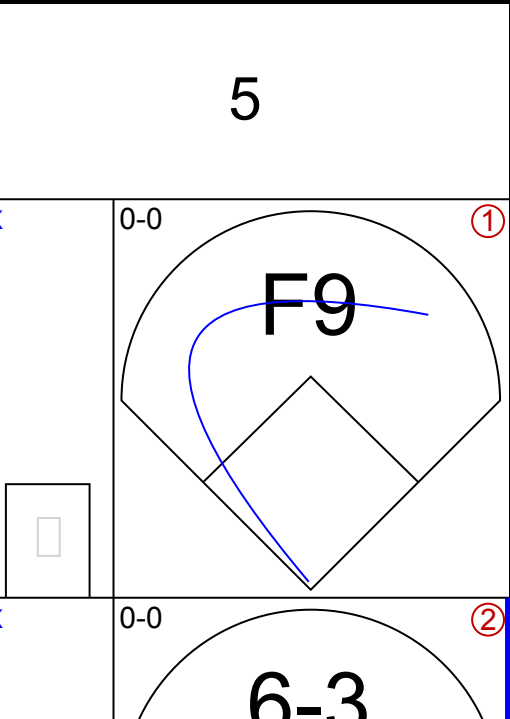
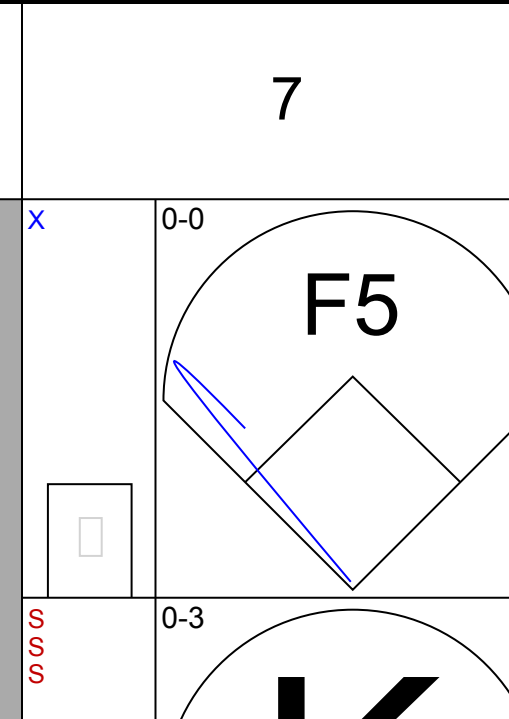
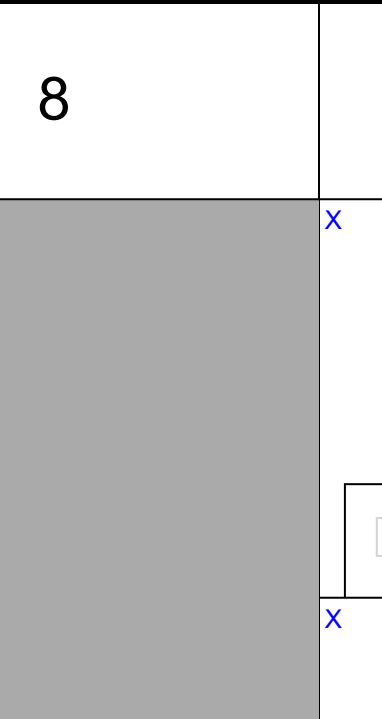
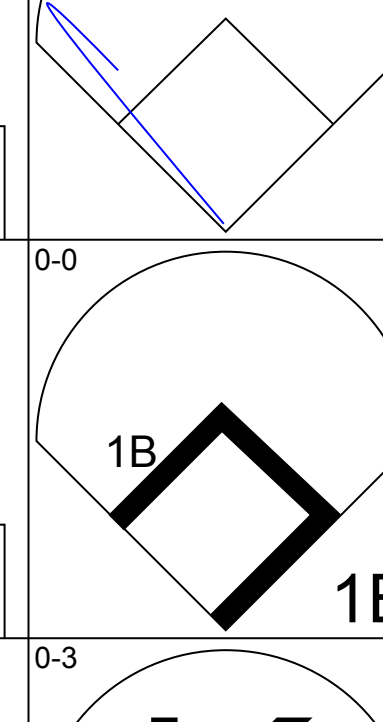
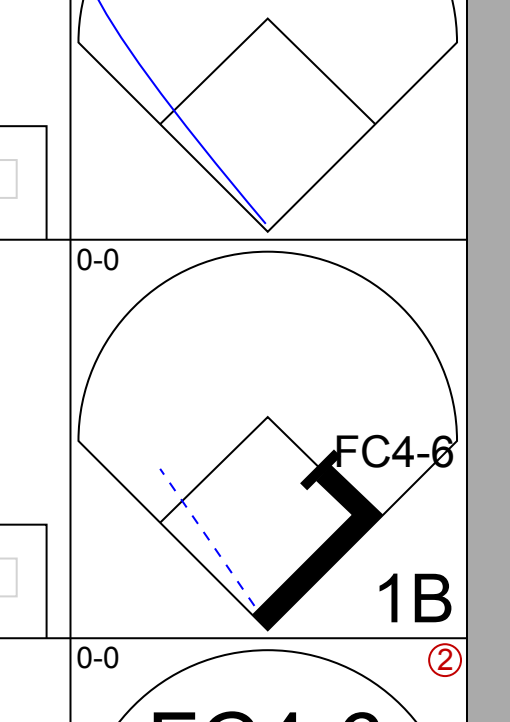
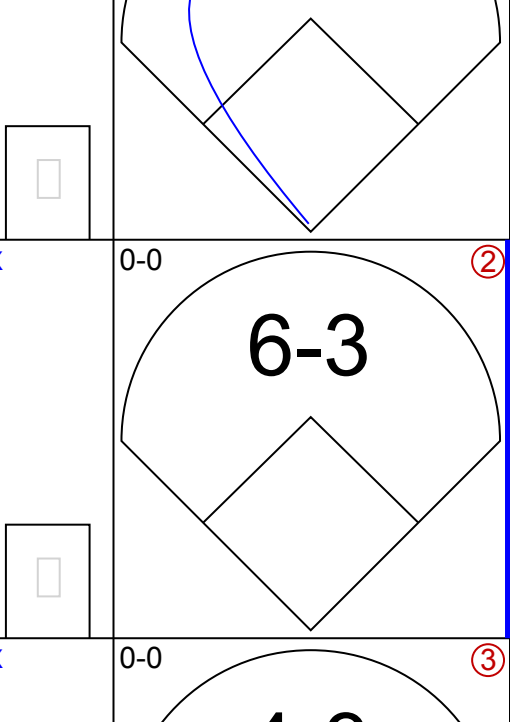
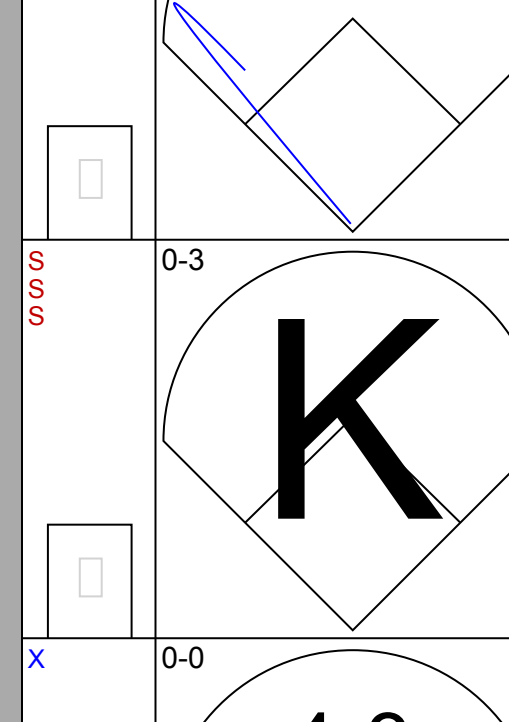
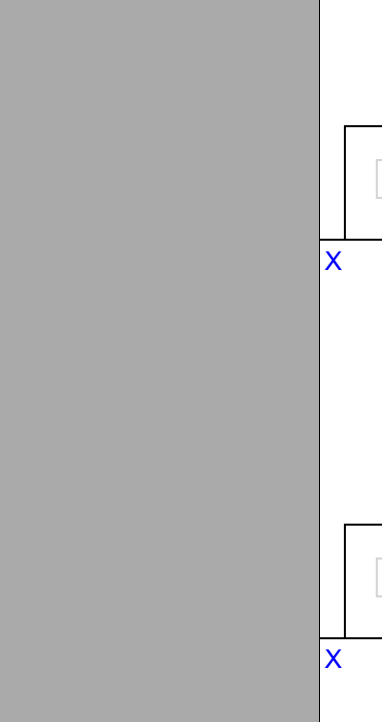
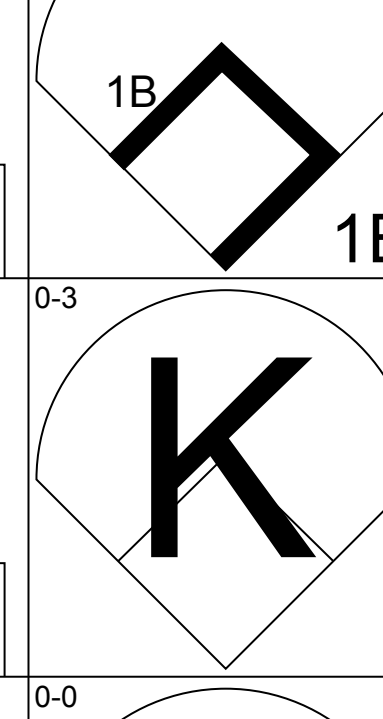
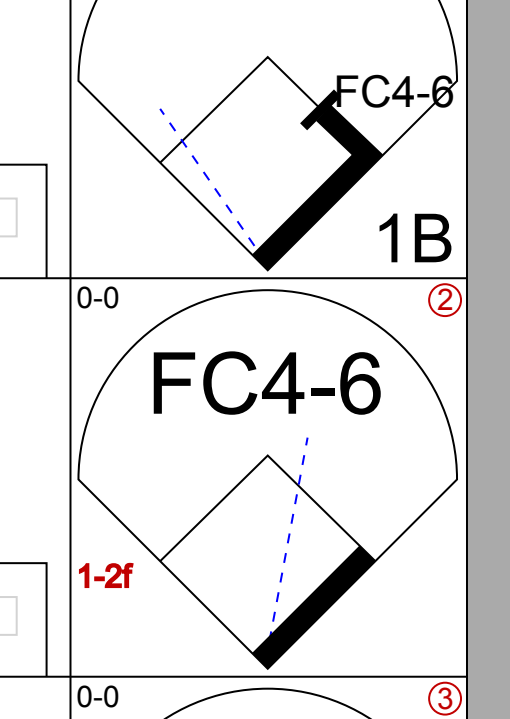
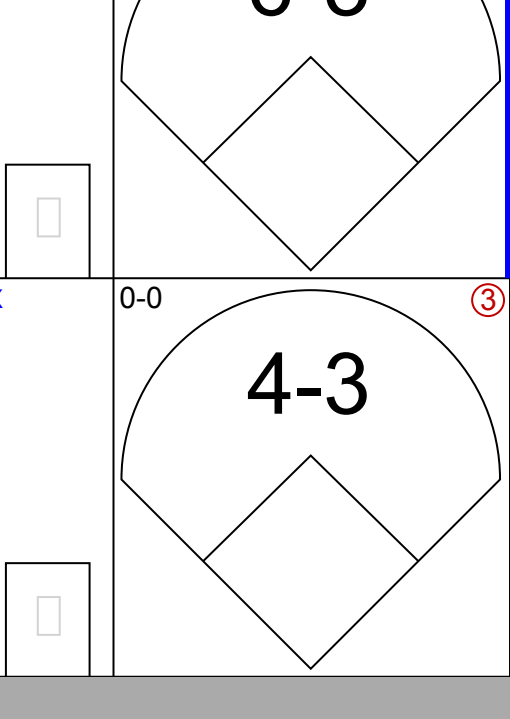
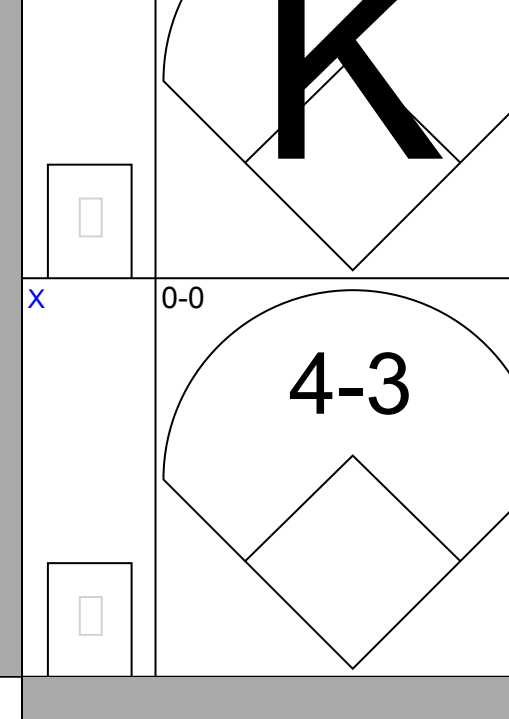
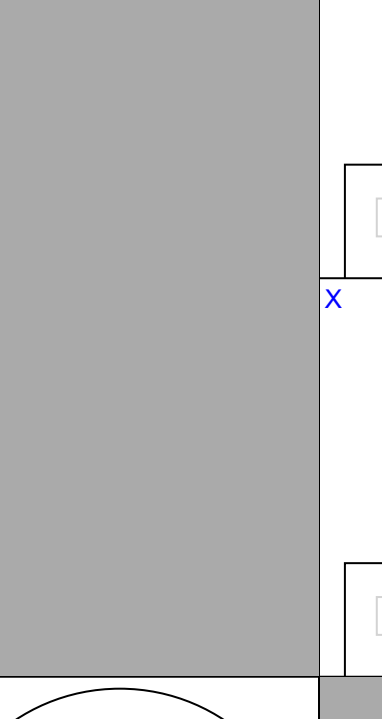
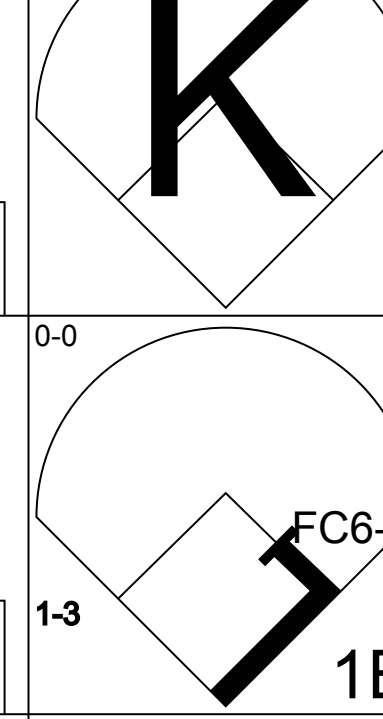
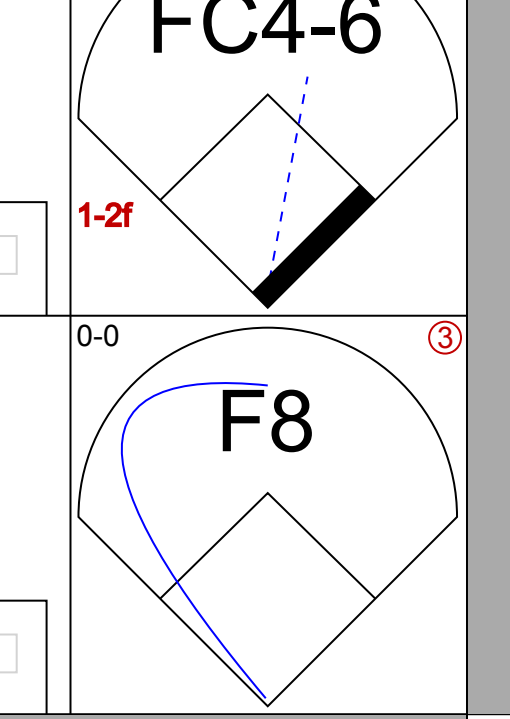
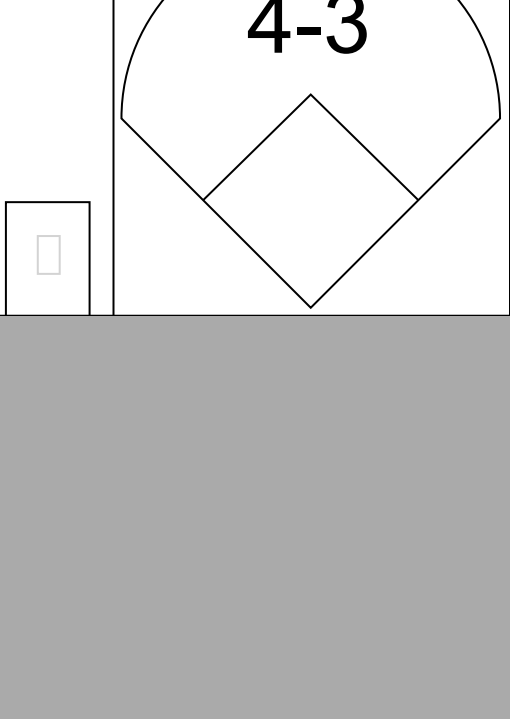
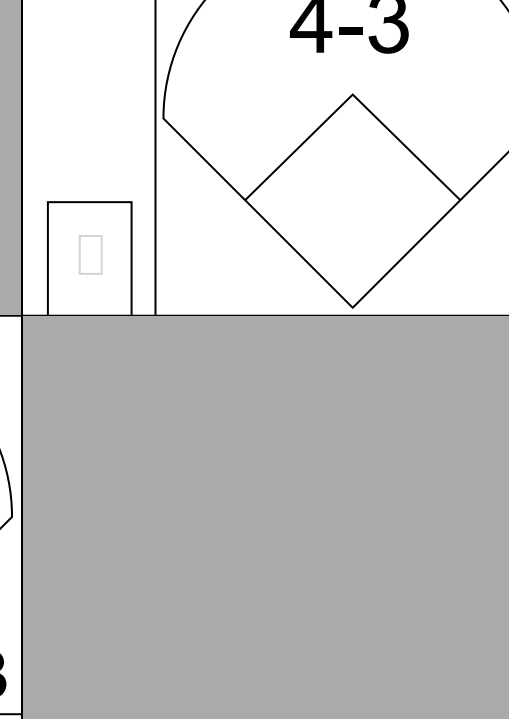
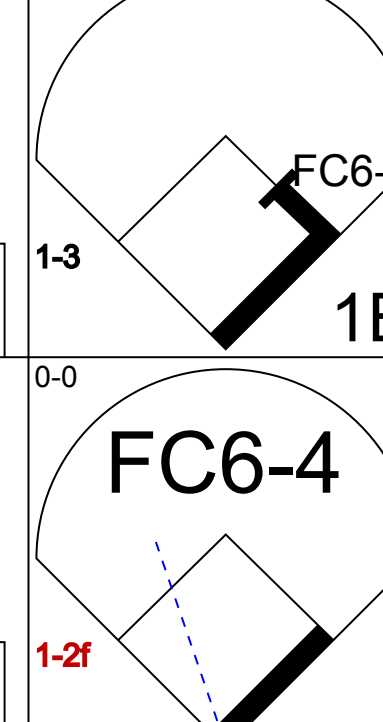
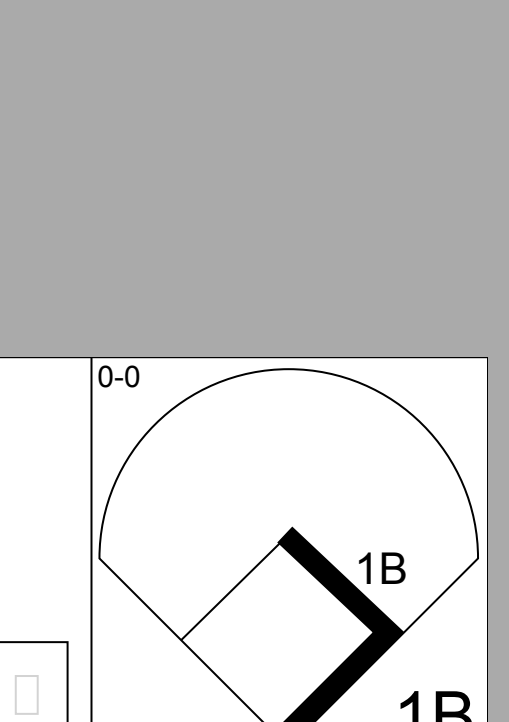
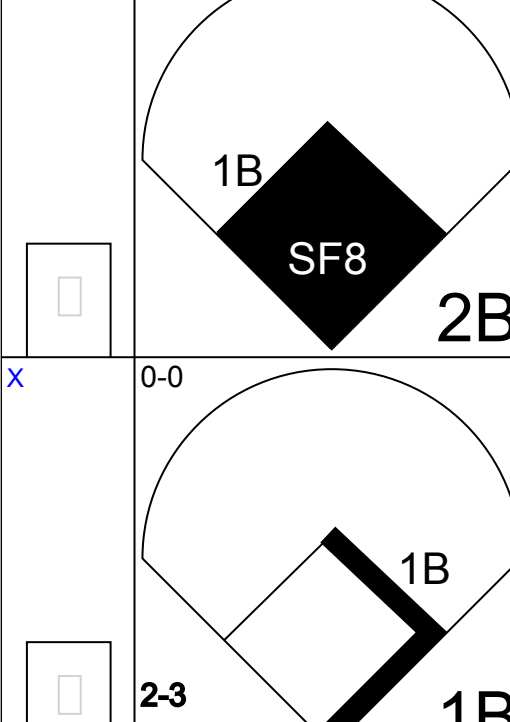
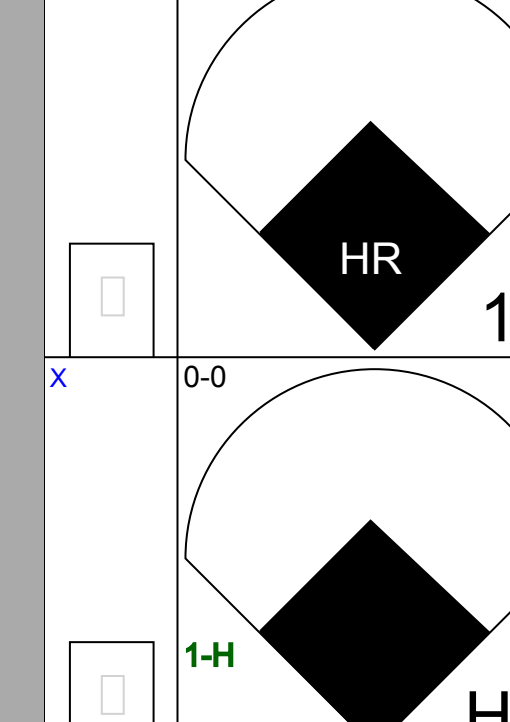
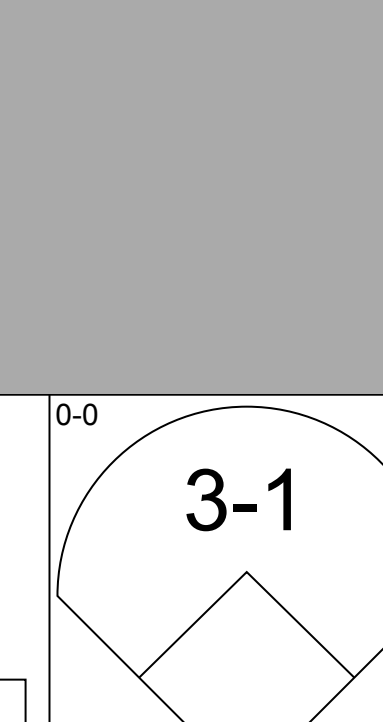
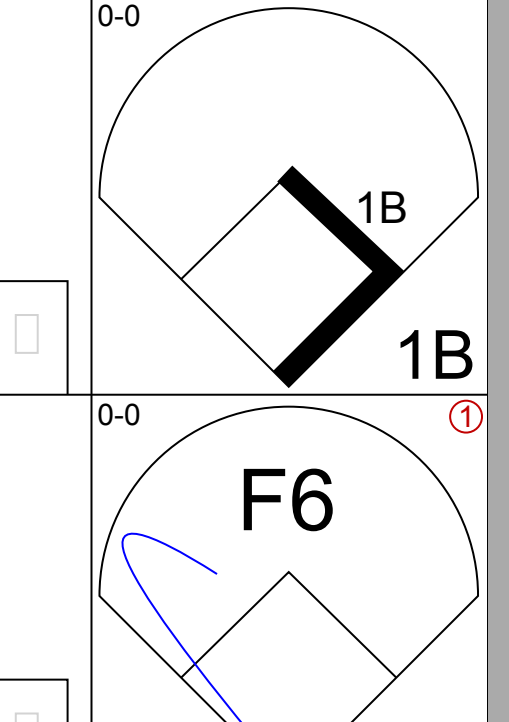
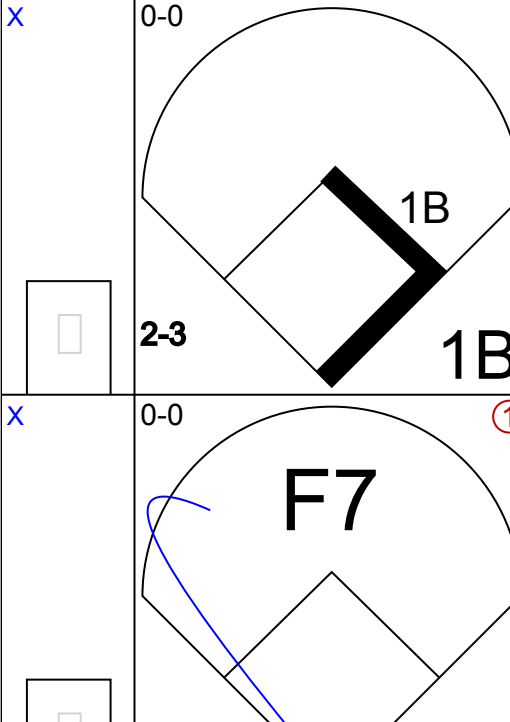
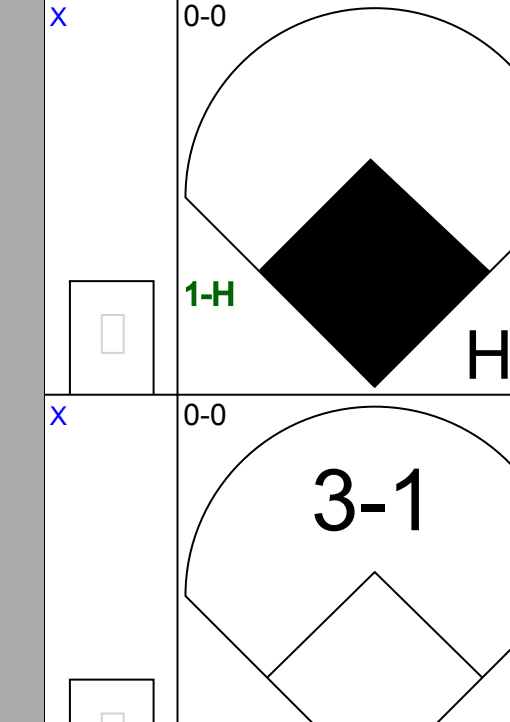
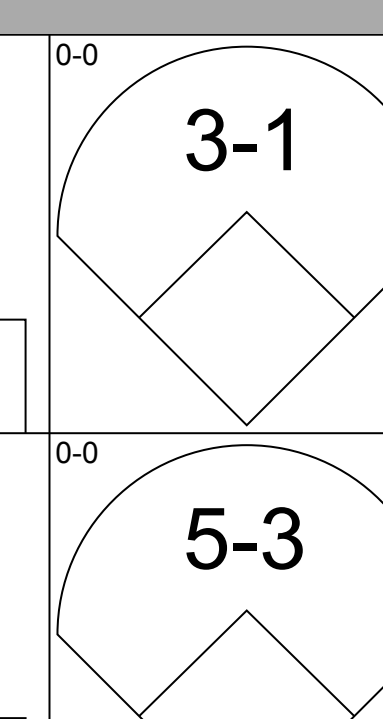
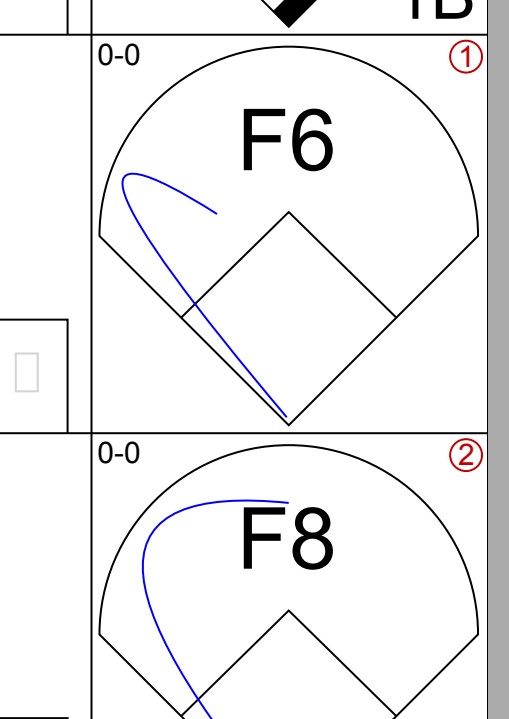
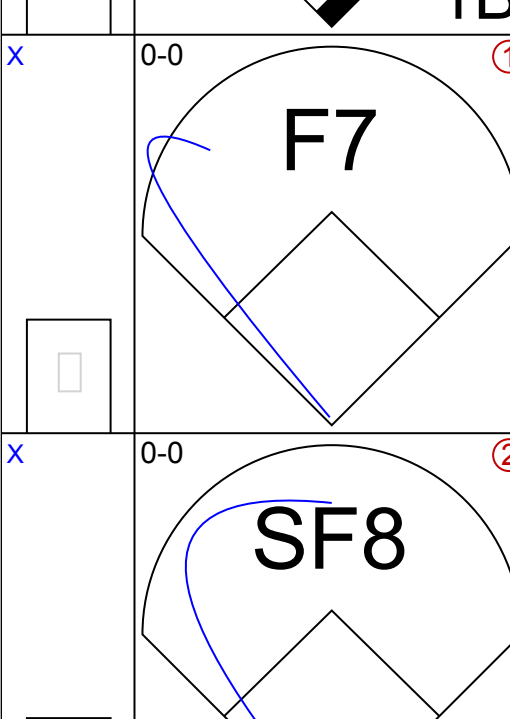
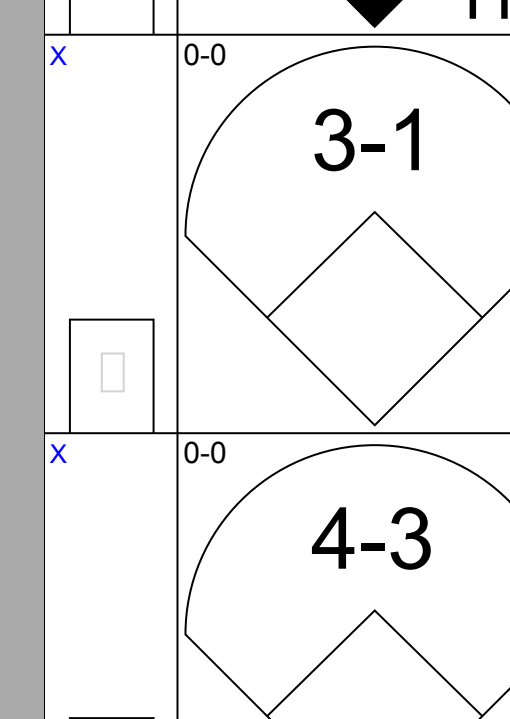
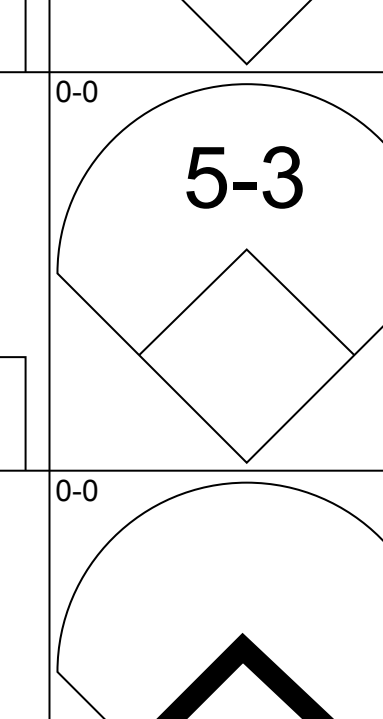
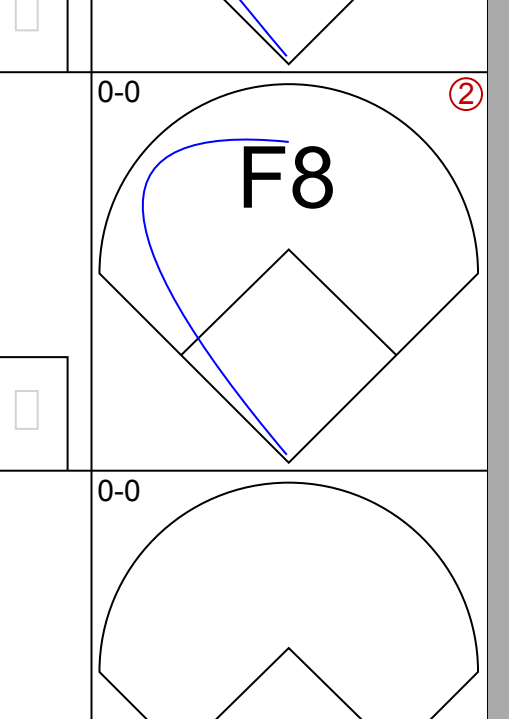
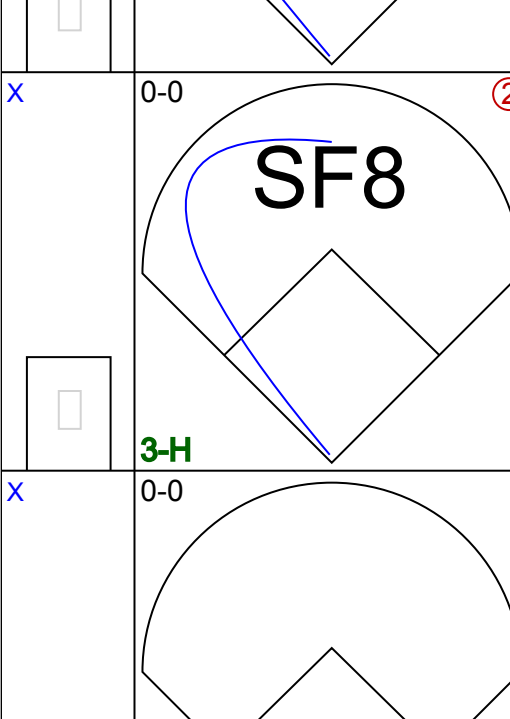
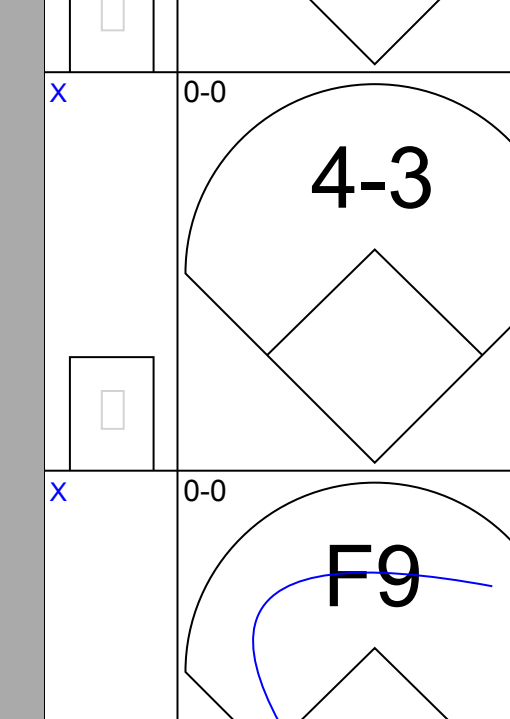
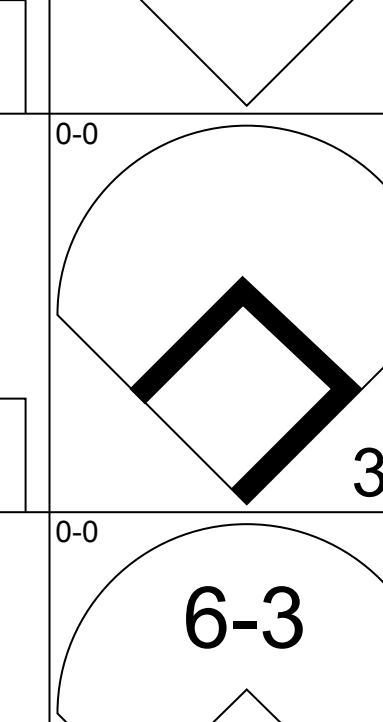
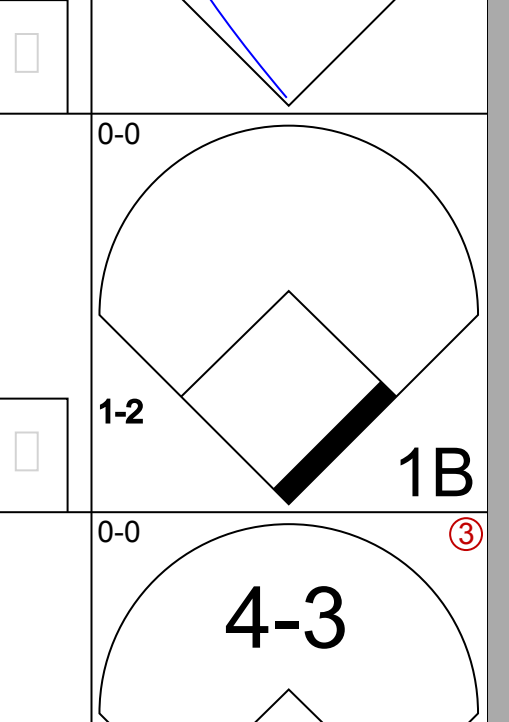
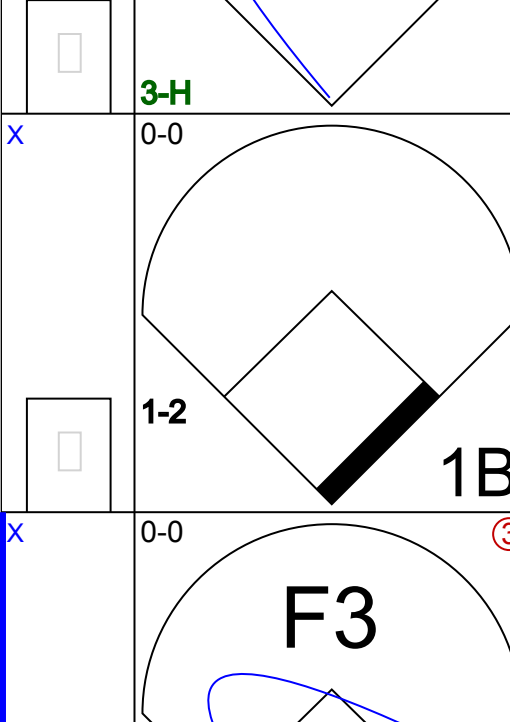
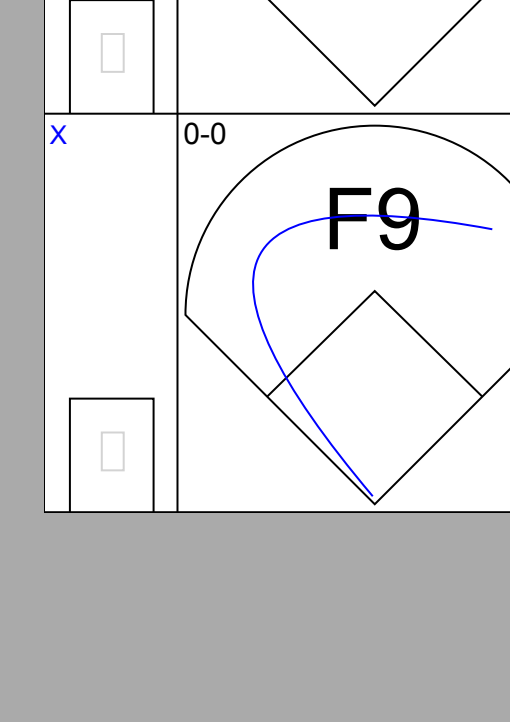
Batter	1	2	3	4	5	6	7	8	9	AB	R	H	RBI	BB	SO	LOB	TOP										
Bobby Bonds, R OBP: 0.395, SLG: 0.507 (1, 8)										4	0	2	0	0	0	2	San Francisco Giants @ Philadelphia Phillies Shibe Park, Philadelphia, PA Sat Aug 01 1970, 7:05 PM EDT Att: 18,010 - Unknown										
Ron Hunt, R OBP: 0.407, SLG: 0.386 Mike Davison, L (8, 1)										4	0	1	0	0	0	4											
Ken Henderson, S OBP: 0.421, SLG: 0.499 (1, 9)										4	0	0	0	0	0	4											
Willie McCovey, L OBP: 0.418, SLG: 0.565 Bob Taylor, L OBP: 0.319, SLG: 0.273 (1, 3) (7, 7)										3	0	0	0	0	0	1											
Jim Ray Hart, R OBP: 0.394, SLG: 0.527 (1, 5)										4	1	1	0	0	0	1											
Tito Fuentes, S OBP: 0.281, SLG: 0.316 (1, 6)										4	0	1	0	0	0	0											
Frank Johnson, R OBP: 0.331, SLG: 0.315 (1, 7) (7, 3)										3	0	0	1	0	0	1											
Russ Gibson, R OBP: 0.286, SLG: 0.298 John Stephenson, L OBP: 0.090, SLG: 0.042 (1, 2) (7, PH) (7, 2)										2	0	1	0	0	0	0											
Don Carrithers, R (1, 1)										1	0	0	0	0	1	1											
Rich Robertson, R OBP: 0.102, SLG: 0.265 Don Mason, L OBP: 0.242, SLG: 0.107 (3, 1) (6, PH) (8, 4)										1	0	1	0	0	0	0											
Inning Stats	R: 0 E: 0 K: 0 S: 3	H: 1 LOB: 0 BB: 0 P: 3	R: 0 E: 0 K: 0 S: 3	H: 0 LOB: 0 BB: 0 P: 3	R: 0 E: 0 K: 1 S: 6	H: 1 LOB: 1 BB: 0 P: 6	R: 0 E: 0 K: 0 S: 4	H: 1 LOB: 1 BB: 0 P: 4	R: 0 E: 0 K: 0 S: 3	H: 0 LOB: 0 BB: 0 P: 3	R: 0 E: 0 K: 0 S: 4	H: 2 LOB: 1 BB: 0 P: 4	R: 1 E: 0 K: 0 S: 5	H: 2 LOB: 1 BB: 0 P: 5	R: 0 E: 0 K: 0 S: 3	H: 0 LOB: 0 BB: 0 P: 3	R: 0 E: 0 K: 0 S: 3	H: 0 LOB: 0 BB: 0 P: 3	1B: 5 2B: 3 3B: 0 HR: 0	SF: 0 SAC: 0 DP: 1 HBP: 0	WP: 0 PB: 0 SB: 0 CS: 1	PA: 34					
PITCHER	IP	WLS	BF	H	R	ER	SO	BB	IBB	HBP	BLK	WP	HR	S	P	ERA	WHIP										
Rick Wise, R ERA: 3.79 Barry Lersch, R ERA: 3.67 (1, 1) (8, 1)	7.0	W	26	7	1	1	1	0	0	0	0	0	0	28	28	1.29	1.000										


Batter	1	2	3	4	5	6	7	8	9	AB	R	H	RBI	BB	SO	LOB	BOTTOM											
Denny Doyle, L OBP: 0.295, SLG: 0.334 (1, 4)										4	2	1	0	1	0	3	San Francisco Giants @ Philadelphia Phillies Shibe Park, Philadelphia, PA Sat Aug 01 1970, 7:05 PM EDT Att: 18,010 - Unknown											
Oscar Gamble, L OBP: 0.335, SLG: 0.339 (1, 9)										4	1	2	0	1	1	0												
Don Money, R OBP: 0.380, SLG: 0.510 (1, 5)										5	1	1	1	0	0	4												
Deron Johnson, R OBP: 0.335, SLG: 0.488 (1, 3)										4	1	1	1	0	1	2												
John Briggs, L OBP: 0.333, SLG: 0.367 (1, 7)										3	1	1	1	1	0	0												
Larry Hiele, R OBP: 0.296, SLG: 0.323 Barry Lersch, S OBP: 0.125, SLG: 0.125 (1, 8) (8, 1)										3	0	0	0	1	2	2												
Larry Bowa, S OBP: 0.272, SLG: 0.290 (1, 6)										4	0	3	0	0	0	1												
Mike Ryan, R OBP: 0.261, SLG: 0.284 (1, 2)										3	0	0	0	1	1	4												
Rick Wise, R OBP: 0.212, SLG: 0.260 Byron Browne, R OBP: 0.336, SLG: 0.467 (1, 1) (8, 8)										3	0	0	1	0	1	3												
Inning Stats	R: 2 E: 1 K: 1 S: 7	H: 2 LOB: 1 BB: 1 P: 11	R: 0 E: 0 K: 0 S: 4	H: 1 LOB: 1 BB: 0 P: 4	R: 2 E: 0 K: 1 S: 8	H: 3 LOB: 2 BB: 1 P: 12	R: 1 E: 1 K: 1 S: 6	H: 1 LOB: 1 BB: 1 P: 10	R: 1 E: 1 K: 1 S: 6	H: 0 LOB: 2 BB: 2 P: 14	R: 0 E: 0 K: 2 S: 7	H: 0 LOB: 0 BB: 0 P: 7	R: 0 E: 0 K: 0 S: 4	H: 1 LOB: 1 BB: 0 P: 4	R: 0 E: 1 K: 0 S: 4	H: 1 LOB: 1 BB: 0 P: 4		R: 0 E: 1 K: 0 S: 4	H: 1 LOB: 1 BB: 0 P: 4	1B: 7 2B: 0 3B: 0 HR: 2	SF: 0 SAC: 0 DP: 1 HBP: 0	WP: 0 PB: 0 SB: 1 CS: 0	PA: 39					
PITCHER	IP	WLS	BF	H	R	ER	SO	BB	IBB	HBP	BLK	WP	HR	S	P	ERA	WHIP											
Don Carrithers, R ERA: 11.57 Rich Robertson, R ERA: 5.12 Mike Davison, L ERA: 6.75 (1, 1) (3, 1) (8, 1)	2.1	L	13	5	4	3	1	1	0	0	0	0	0	2	14	18	11.57	2.571										


Batter	1	2	3	4	5	6	7	8	9	AB	R	H	RBI	BB	SO	LOB	TOP										
Bobby Bonds, R OBP: 0.393, SLG: 0.504 (1, 8)										5	1	2	0	0	2	0	San Francisco Giants @ Los Angeles Dodgers Dodger Stadium, Los Angeles, CA Mon Aug 03 1970, 7:05 PM PDT Att: 24,473 - Unknown										
Tito Fuentes, S OBP: 0.294, SLG: 0.320 (1, 4)										4	1	2	0	1	0	0											
Ken Henderson, S OBP: 0.425, SLG: 0.501 (1, 9)										4	1	2	1	1	1	1											
Willie McCovey, L OBP: 0.422, SLG: 0.572 (1, 3)										3	1	1	3	2	0	1											
Dick Dietz, R OBP: 0.428, SLG: 0.564 (1, 2)										5	0	0	0	0	3	7											
Jim Ray Hart, R OBP: 0.398, SLG: 0.545 (1, 7)										3	1	1	1	1	0	3											
Ron Hunt, R OBP: 0.402, SLG: 0.381 (1, 5)										4	0	0	0	0	2	1											
Hal Lanier, R OBP: 0.270, SLG: 0.298 (1, 6)										4	0	1	0	0	1	1											
Skip Pitlock, L (1, 1)										4	0	0	0	0	4	1											
Inning Stats	R: 4 E: 0 K: 3 S: 13	H: 4 LOB: 1 BB: 1 P: 17	R: 0 E: 0 K: 2 S: 7	H: 0 LOB: 0 BB: 0 P: 7	R: 0 E: 0 K: 0 S: 3	H: 0 LOB: 0 BB: 0 P: 3	R: 0 E: 0 K: 1 S: 6	H: 1 LOB: 1 BB: 0 P: 6	R: 0 E: 0 K: 0 S: 5	H: 3 LOB: 3 BB: 1 P: 9	R: 0 E: 0 K: 2 S: 7	H: 0 LOB: 2 BB: 2 P: 15	R: 1 E: 0 K: 2 S: 8	H: 1 LOB: 0 BB: 1 P: 8	R: 0 E: 1 K: 2 S: 8	H: 0 LOB: 2 BB: 1 P: 12		1B: 6 2B: 1 3B: 0 HR: 2	SF: 0 SAC: 0 DP: 0 HBP: 0	WP: 1 PB: 0 SB: 2 CS: 0	PA: 41						
PITCHER	IP	WLS	BF	H	R	ER	SO	BB	IBB	HBP	BLK	WP	HR	S	P	ERA	WHIP										
Bill Singer, R ERA: 2.9 (1, 1)	7.0	L	32	8	4	4	9	2	2	0	0	1	1	46	62	5.14	1.429										
Pete Mikkelsen, R ERA: 3.54 (8, 1)	2.0		9	1	1	1	4	1	0	0	0	0	1	16	20	4.50	1.000										

Batter	1	2	3	4	5	6	7	8	9	AB	R	H	RBI	BB	SO	LOB	BOTTOM										
Maury Wills, S OBP: 0.340, SLG: 0.310 (1, 6)										4	0	0	0	0	1	1	San Francisco Giants @ Los Angeles Dodgers Dodger Stadium, Los Angeles, CA Mon Aug 03 1970, 7:05 PM PDT Att: 24,473 - Unknown										
Manny Mota, R OBP: 0.394, SLG: 0.405 (1, 7)										4	1	1	0	0	0	0											
Willie Davis, L OBP: 0.341, SLG: 0.438 (1, 8)										4	1	0	0	0	1	1											
Wes Parker, S OBP: 0.393, SLG: 0.482 (1, 3)										4	0	0	0	0	0	2											
Billy Grabarkewitz, R OBP: 0.418, SLG: 0.465 (1, 5)										4	0	0	0	0	3	2											
Ted Sizemore, R OBP: 0.354, SLG: 0.332 (1, 4)										4	0	3	2	0	1	0											
Bill Russell, R OBP: 0.242, SLG: 0.304 (1, 9)										3	0	0	0	1	1	2											
Jeff Torborg, R OBP: 0.375, SLG: 0.316 (1, 2)										1	0	0	0	1	0	2											
Jim Lefebvre, S OBP: 0.225, SLG: 0.359 (7, PH)										1	0	0	0	0	0	1											
Tom Haller, L OBP: 0.346, SLG: 0.450 (8, 2)										0	0	0	0	0	0	0											
Bill Singer, R OBP: 0.200, SLG: 0.182 (1, 1)										2	0	0	0	0	1	1											
Andy Kosco, R OBP: 0.225, SLG: 0.360 (7, PH)										1	0	0	0	0	1	1											
Pete Mikkelsen, R (8, 1)										0	0	0	0	0	0	0											
Inning Stats	R: 0 E: 0 K: 0 S: 3	H: 0 LOB: 0 BB: 0 P: 3	R: 0 E: 0 K: 2 S: 7	H: 0 LOB: 0 BB: 0 P: 7	R: 0 E: 0 K: 2 S: 7	H: 0 LOB: 1 BB: 1 P: 11	R: 2 E: 1 K: 0 S: 6	H: 2 LOB: 2 BB: 1 P: 10	R: 0 E: 0 K: 0 S: 3	H: 0 LOB: 0 BB: 0 P: 3	R: 0 E: 0 K: 2 S: 7	H: 0 LOB: 0 BB: 0 P: 7	R: 0 E: 0 K: 1 S: 6	H: 1 LOB: 1 BB: 0 P: 6	R: 0 E: 0 K: 0 S: 3	H: 0 LOB: 0 BB: 0 P: 3		R: 0 E: 0 K: 2 S: 8	H: 1 LOB: 1 BB: 0 P: 8	1B: 4 2B: 0 3B: 0 HR: 0	SF: 0 SAC: 0 DP: 0 HBP: 0	WP: 0 PB: 0 SB: 0 CS: 0	PA: 34				
PITCHER	IP	WLS	BF	H	R	ER	SO	BB	IBB	HBP	BLK	WP	HR	S	P	ERA	WHIP										
Skip Pitlock, L ERA: 4.12 (1, 1)	9.0	W	34	4	2	0	9	2	0	0	0	0	0	50	58	0.00	0.667										

Batter	1	2	3	4	5	6	7	8	9	AB	R	H	RBI	BB	SO	LOB	TOP					
Bobby Bonds, R OBP: 0.394, SLG: 0.502 (1, 9)				 1B						5	0	2	0	0	2	0	San Francisco Giants @ Los Angeles Dodgers Dodger Stadium, Los Angeles, CA Tue Aug 04 1970, 7:05 PM PDT Att: 30,355 - Unknown					
Tito Fuentes, S OBP: 0.296, SLG: 0.322 (1, 4)		 1B		 HR						5	1	2	0	0	2	1						
Willie Mays, R OBP: 0.380, SLG: 0.503 (1, 8)	 HBP	 1B		 HR						4	2	1	2	0	0	3						
Willie McCovey, L OBP: 0.424, SLG: 0.582 (1, 3)	 1H		 1B				 1B			5	3	3	2	0	1	1						
Ken Henderson, S OBP: 0.427, SLG: 0.501 (1, 7)	 1B BB		 1-2				 E	 1B		4	2	0	1	0	1							
Jim Ray Hart, R OBP: 0.390, SLG: 0.533 (1, 5)	 1B		 1-2 2-3		 FC6-4					4	1	1	1	0	0	3						
Dick Dietz, R OBP: 0.425, SLG: 0.570 (1, 2)	 1H 2H			 G5-4-3			 E	 1-2		4	2	1	4	0	0	2						
Hal Lanier, R OBP: 0.267, SLG: 0.294 (1, 6)				 1-2			 2H			4	0	0	0	0	0	3						
Juan Marichal, R OBP: 0.075, SLG: 0.040 (1, 1)										4	0	0	0	0	2	3						
Inning Stats	R: 5 E: 0 K: 2 S: 10	H: 3 LOB: 0 BB: 1 P: 15	R: 0 E: 0 K: 0 S: 4	H: 2 LOB: 1 BB: 0 P: 4	R: 1 E: 1 K: 0 S: 6	H: 2 LOB: 2 BB: 0 P: 6	R: 2 E: 0 K: 1 S: 7	H: 2 LOB: 0 BB: 0 P: 7	R: 0 E: 1 K: 0 S: 3	H: 0 LOB: 0 BB: 0 P: 3	R: 0 E: 0 K: 3 S: 9	H: 0 LOB: 0 BB: 0 P: 9	R: 3 E: 3 K: 1 S: 9	H: 1 LOB: 1 BB: 0 P: 9	R: 0 E: 0 K: 0 S: 4	H: 1 LOB: 1 BB: 0 P: 4	R: 0 E: 0 K: 0 S: 3	H: 1 LOB: 0 BB: 0 P: 3	1B: 9 2B: 1 3B: 0 HR: 3	SF: 2 SAC: 0 DP: 3 HBP: 1	WP: 0 PB: 0 SB: 0 CS: 0	PA: 43
PITCHER	IP	WLS	BF	H	R	ER	SO	BB	IBB	HBP	BLK	WP	HR	S	P	ERA	WHIP					
Don Sutton, R ERA: 3.87 (1, 1)	3.1	L	21	9	8	8	2	1	0	1	0	0	3	23	28	21.60	3.000					
Fred Norman, L ERA: 4.07 (4, 1)	2.2		8	0	0	0	4	0	0	0	0	0	0	16	16	0.00	0.000					
Jose Pena, R ERA: 3.81 (7, 1)	3.0		14	3	3	0	1	0	0	0	0	0	0	16	16	0.00	1.000					

Batter	1	2	3	4	5	6	7	8	9	AB	R	H	RBI	BB	SO	LOB	BOTTOM					
Maury Wills, S OBP: 0.338, SLG: 0.308 (1, 6)									 HR	2	0	0	0	0	0	0	San Francisco Giants @ Los Angeles Dodgers Dodger Stadium, Los Angeles, CA Tue Aug 04 1970, 7:05 PM PDT Att: 30,355 - Unknown					
Bill Sudakis, S OBP: 0.347, SLG: 0.458 (5, 5)										3	1	1	1	0	0	0						
Manny Mota, R OBP: 0.387, SLG: 0.408 (1, 7)										3	0	2	0	0	0	0						
Willie Crawford, L OBP: 0.308, SLG: 0.366 (6, 7)	 1B		 1B							2	0	0	0	0	1	0						
Willie Davis, L OBP: 0.337, SLG: 0.433 (1, 8)			 1-2							5	0	0	0	0	1	2						
Wes Parker, S OBP: 0.397, SLG: 0.488 (1, 3)	 1-3					 SF8		 1B		4	2	3	0	0	0	1						
Billy Grabarkewitz, R OBP: 0.421, SLG: 0.477 (1, 5) (5, 6)	 1-2			 1B		 2-3		 1H		4	1	3	2	0	0	2						
Tom Haller, L OBP: 0.340, SLG: 0.442 (1, 2)										4	0	0	0	0	0	3						
Ted Sizemore, R OBP: 0.348, SLG: 0.327 (1, 4)										3	0	0	1	0	0	1						
Bill Russell, R OBP: 0.262, SLG: 0.344 (1, 9)				 1-2		 1-2				4	0	3	0	0	0	0						
Don Sutton, R OBP: 0.271, SLG: 0.210 (1, 1)										1	0	0	0	0	0	1						
Fred Norman, S OBP: 0.600, SLG: 0.333 (4, 1)										1	0	0	0	0	0	2						
Len Gabrielson, L OBP: 0.214, SLG: 0.222 (6, PH)										1	0	0	0	0	0	2						
Jose Pena, R OBP: 0.300, SLG: 0.125 (7, 1)										0	0	0	0	0	0	0						
Andy Kosco, R OBP: 0.224, SLG: 0.358 (9, PH)										1	0	0	0	0	0	0						
Inning Stats	R: 0 E: 0 K: 1 S: 7	H: 2 LOB: 2 BB: 0 P: 7	R: 0 E: 0 K: 0 S: 4	H: 1 LOB: 1 BB: 0 P: 4	R: 0 E: 0 K: 0 S: 4	H: 1 LOB: 1 BB: 0 P: 4	R: 0 E: 0 K: 0 S: 5	H: 2 LOB: 2 BB: 0 P: 5	R: 0 E: 0 K: 0 S: 3	H: 0 LOB: 0 BB: 0 P: 3	R: 1 E: 0 K: 0 S: 6	H: 3 LOB: 2 BB: 0 P: 6	R: 0 E: 0 K: 1 S: 5	H: 0 LOB: 0 BB: 0 P: 5	R: 2 E: 0 K: 0 S: 5	H: 2 LOB: 0 BB: 0 P: 5	R: 0 E: 0 K: 0 S: 4	H: 1 LOB: 0 BB: 0 P: 4	1B: 8 2B: 1 3B: 1 HR: 2	SF: 1 SAC: 0 DP: 0 HBP: 0	WP: 0 PB: 0 SB: 0 CS: 0	PA: 39
PITCHER	IP	WLS	BF	H	R	ER	SO	BB	IBB	HBP	BLK	WP	HR	S	P	ERA	WHIP					
Juan Marichal, R ERA: 4.81 (1, 1)	9.0	W	39	12	4	4	2	0	0	0	0	0	2	43	43	4.00	1.333					

Batter	1	2	3	4	5	6	7	8	9	AB	R	H	RBI	BB	SO	LOB	TOP					
Pete Rose, S OBP: 0.398, SLG: 0.478 (1,9)	0-0 4-3		0-0 4-3			0-0 BB BB BB 1B		0-3 K		4	1	1	0	0	1	0	Cincinnati Reds @ San Francisco Giants Candlestick Park, San Francisco, CA Wed Aug 05 1970, 10:05 PM EDT Att: 11,798 - Unknown AB 28 R 3 H 4 RBI 3 BB 7 SO 11 LOB 14 					
Bobby Tolan, L OBP: 0.399, SLG: 0.476 (1,8)	0-3 K			0-3 K		4-0 BB BB 1-2 2B BB		0-0 4-3		3	1	0	0	1	2	0						
Tony Perez, R OBP: 0.415, SLG: 0.610 (1,5)	0-3 K			0-3 K		0-3 K		0-0 F8		4	0	0	0	0	3	2						
Johnny Bench, R OBP: 0.356, SLG: 0.648 (1,2)		4-0 BB BB		4-0 BB		4-0 BB 1-2 2-3 2B BB		0-0 1B BB		1	1	1	0	3	0	0						
Bernie Carbo, L OBP: 0.469, SLG: 0.622 (1,7)		4-0 G1-6-3 1-2 BB		0-3 K		4-0 1-2 2-3 2B BB		0-0 FC4-6 1B		2	0	1	1	2	1	1						
Lee May, R OBP: 0.291, SLG: 0.486 (1,3)	0-3 K				0-0 6-3		0-0 2B		0-3 K		4	0	1	2	0	2		4				
Tommy Helms, R OBP: 0.258, SLG: 0.275 (1,4)		0-0 G1-6-3 1-2		4-0 G4-6-3 BB			0-0 5-3		0-0 F8		3	0	0	0	1	0		4				
Woody Woodward, R OBP: 0.309, SLG: 0.325 (1,6)			0-0 6-3		0-0 G4-6-3 1-2		0-3 K		0-0 FC4-6		3	0	0	0	0	1		1				
Jimmy Stewart, S OBP: 0.291, SLG: 0.269 (9, PH)									0-0 FC4-6 1-2		1	0	0	0	0	0		2				
Jim McGlothlin, R OBP: 0.232, SLG: 0.200 (1,1)				0-0 5-3			0-0 6-3				1	0	0	0	0	0	0					
Don Gullett, R OBP: 0.364, SLG: 0.500 (5, 1)											2	0	0	0	0	1	0					
Clay Carroll, R OBP: 0.250, SLG: 0.143 (8, 1)											0	0	0	0	0	0	0					
Inning Stats	R: 0 E: 0 K: 2 S: 7	H: 0 LOB: 0 BB: 0 P: 7	R: 0 E: 0 K: 1 S: 4	H: 0 LOB: 1 BB: 2 P: 12	R: 0 E: 0 K: 0 S: 3	H: 0 LOB: 0 BB: 0 P: 3	R: 0 E: 0 K: 3 S: 9	H: 0 LOB: 1 BB: 1 P: 13	R: 0 E: 0 K: 0 S: 2	H: 0 LOB: 0 BB: 1 P: 6	R: 3 E: 0 K: 1 S: 6	H: 2 LOB: 2 BB: 3 P: 18	R: 0 E: 0 K: 2 S: 7	H: 0 LOB: 0 BB: 0 P: 7	R: 0 E: 0 K: 1 S: 5	H: 2 LOB: 2 BB: 0 P: 5	R: 0 E: 0 K: 1 S: 7	H: 2 LOB: 2 BB: 0 P: 7	1B: 3 2B: 1 3B: 0 HR: 0	SF: 0 SAC: 0 DP: 2 HBP: 0	WP: 0 PB: 0 SB: 0 CS: 0	PA: 35
PITCHER Gaylord Perry, R ERA: 3.67 (1,1)	IP: 9.0 WLS: W BF: 35 H: 4 R: 3 ER: 3 SO: 11 BB: 7 IBB: 0 HBP: 0 BLK: 0 WP: 0 HR: 0 S: 50 P: 78 ERA: 3.00 WHIP: 1.222															PITCHER						

Batter	1	2	3	4	5	6	7	8	9	AB	R	H	RBI	BB	SO	LOB	BOTTOM			
Ron Hunt, R OBP: 0.402, SLG: 0.385 (1,5)	0-0 BB BB SF9 1B	0-0 FC5-4 1-2		0-0 1-3 2B		0-0 4-3		0-0 1-3		5	1	2	0	0	0	4	Cincinnati Reds @ San Francisco Giants Candlestick Park, San Francisco, CA Wed Aug 05 1970, 10:05 PM EDT Att: 11,798 - Unknown AB 30 R 5 H 9 RBI 5 BB 4 SO 11 LOB 19 			
Tito Fuentes, S OBP: 0.295, SLG: 0.320 (1,4)	0-0 SF9 BB FC4-6 1B		0-3 K	0-3 K		0-3 K		0-3 K		4	1	1	0	0	3	2				
Willie Mays, R OBP: 0.381, SLG: 0.500 (1,8)	4-0 FC4-6 1-2 2-3 BB		0-3 K		0-3 K		4-0 G5-6-3 BB			2	0	0	0	2	2	0				
Willie McCovey, L OBP: 0.423, SLG: 0.582 (1,3)	0-0 SF9		0-3 K		0-0 2B		0-0 G5-6-3 1-2			3	0	1	1	0	1	1				
Ken Henderson, S OBP: 0.428, SLG: 0.501 (1,9)	0-0 FC4-6 1-2 FC6-4			0-0 E BB E 1B		0-0 F9		0-0 2B 1B		4	2	2	1	0	0	2				
Jim Ray Hart, R OBP: 0.377, SLG: 0.514 (1,7)	0-0 FC6-4 1-2		0-3 K	0-3 K		0-3 K		0-3 K		4	0	0	0	0	3	4				
Dick Dietz, R OBP: 0.431, SLG: 0.575 (1,2)		0-0 FC5-4 1B		4-0 E BB SF9 BB		4-0 SH1-4 BB		0-0 1H 2B		2	1	2	1	2	0	0				
Hal Lanier, R OBP: 0.267, SLG: 0.293 (1,6)		0-0 F8		0-0 E6 2B 1-3 2H		0-0 F9		0-0 1B		4	0	1	1	0	0	3				
Gaylord Perry, R OBP: 0.129, SLG: 0.202 (1,1)		0-3 K		0-0 SF9 3H		0-0 SH1-4 1-2		0-3 K		2	0	0	1	0	2	3				
Inning Stats	R: 2 E: 0 K: 0 S: 5	H: 2 LOB: 1 BB: 1 P: 9	R: 0 E: 0 K: 1 S: 6	H: 1 LOB: 0 BB: 0 P: 6	R: 0 E: 0 K: 3 S: 9	H: 0 LOB: 0 BB: 0 P: 9	R: 2 E: 2 K: 2 S: 10	H: 2 LOB: 2 BB: 1 P: 14	R: 0 E: 0 K: 0 S: 3	H: 0 LOB: 1 BB: 1 P: 7	R: 0 E: 0 K: 1 S: 4	H: 0 LOB: 0 BB: 1 P: 8	R: 1 E: 0 K: 2 S: 10	H: 3 LOB: 2 BB: 0 P: 10	R: 0 E: 0 K: 2 S: 10	H: 3 LOB: 2 BB: 0 P: 10	1B: 6 2B: 3 3B: 0 HR: 0	SF: 2 SAC: 1 DP: 1 HBP: 0	WP: 0 PB: 0 SB: 0 CS: 0	PA: 37
PITCHER Jim McGlothlin, R ERA: 2.95 (1,1)	IP: 4.0 WLS: L BF: 20 H: 5 R: 4 ER: 2 SO: 6 BB: 2 IBB: 0 HBP: 0 BLK: 0 WP: 0 HR: 0 S: 30 P: 38 ERA: 4.50 WHIP: 1.750															PITCHER				
Don Gullett, L ERA: 2.95 (5, 1)	3.1 BF: 14 H: 3 R: 1 ER: 1 SO: 4 BB: 2 IBB: 0 HBP: 0 BLK: 0 WP: 0 HR: 0 S: 20 P: 28 ERA: 2.70 WHIP: 1.500																			
Clay Carroll, R ERA: 2.93 (8, 1)	0.2 BF: 3 H: 1 R: 0 ER: 0 SO: 1 BB: 0 IBB: 0 HBP: 0 BLK: 0 WP: 0 HR: 0 S: 5 P: 5 ERA: 0.00 WHIP: 1.500																			

Batter	1	2	3	4	5	6	7	8	9	AB	R	H	RBI	BB	SO	LOB	TOP					
Pete Rose, S OBP: 0.398, SLG: 0.477 Wayne Granger, R OBP: 0.143, SLG: 0.143	0-0 1B 1B 1B	0-0 FC6-4		0-0 4-3		0-0 F3		0-0 1B		5	0	2	0	0	0	1						
Bobby Tolan, L OBP: 0.396, SLG: 0.471	0-3 K		0-0 F3		4-0 3B BB		0-0 F2	0-0 3-1		4	1	0	0	1	1	2						
Tony Perez, R OBP: 0.417, SLG: 0.617	0-0 1B 1-2 1B		0-0 FC6-4 1B		0-0 F3		0-0 HR		0-3 K	5	1	3	1	0	1	1						
Johnny Bench, R OBP: 0.355, SLG: 0.647	0-3 K		0-0 FC6-4 HBP BB		0-0 1-4-3 3B		0-0 F4		0-0 4-3	5	1	1	1	0	1	3						
Bernie Carbo, L OBP: 0.471, SLG: 0.618	0-0 1-2 2-3 1B		4-0 HBP BB		0-0 1-4-3		4-0 1B BB		0-0 1-3	3	0	1	1	2	0	0						
Lee May, R OBP: 0.293, SLG: 0.485 Dave Concepcion, R OBP: 0.329, SLG: 0.341	0-3 K		1-0 HBP		4-0 BB		0-0 1-2 1B			1	0	0	0	1	1	3						
Tommy Helms, R OBP: 0.257, SLG: 0.273 Darrel Chaney, S OBP: 0.268, SLG: 0.265		0-3 K	0-3 K		0-0 F7		0-0 1-3			3	0	0	0	0	2	4						
Woody Woodward, R OBP: 0.311, SLG: 0.327 Pat Corrales, R OBP: 0.333, SLG: 0.382		0-0 1-3		0-0 L4-3 1B		0-0 F7		0-0 F9		2	0	1	0	0	0	0						
Ray Washburn, R OBP: 0.333, SLG: 0.395 Ty Cline, S OBP: 0.341, SLG: 0.395	0-0 L4-3 1B		0-0 FC6-4 1B		0-0 K		0-3 K			0	0	0	0	0	0	0						
Inning Stats	R: 0 E: 0 K: 3 S: 12	H: 3 LOB: 3 BB: 0 P: 12	R: 0 E: 0 K: 1 S: 6	H: 1 LOB: 1 BB: 0 P: 6	R: 0 E: 0 K: 1 S: 6	H: 1 LOB: 3 BB: 1 P: 11	R: 0 E: 0 K: 0 S: 3	H: 1 LOB: 0 BB: 0 P: 3	R: 2 E: 0 K: 0 S: 4	H: 1 LOB: 1 BB: 2 P: 12	R: 0 E: 0 K: 1 S: 5	H: 0 LOB: 0 BB: 0 P: 5	R: 1 E: 0 K: 0 S: 5	H: 2 LOB: 2 BB: 1 P: 9	R: 0 E: 0 K: 1 S: 6	H: 1 LOB: 1 BB: 0 P: 6	R: 0 E: 0 K: 1 S: 5	H: 0 LOB: 0 BB: 0 P: 5	1B: 8 2B: 1 3B: 1 HR: 1	SF: 0 SAC: 0 DP: 1 HBP: 1	WP: 0 PB: 0 SB: 0 CS: 0	PA: 41
PITCHER Frank Reberger, R ERA: 6.31	IP: 9.0 WLS: W BF: 41	H: 10 R: 3 ER: 3 SO: 8	BB: 4 IBB: 0 HBP: 1 BLK: 0	WP: 0 HR: 1 S: 52 P: 69	ERA: 3.00 WHIP: 1.556																	

Cincinnati Reds @ San Francisco Giants
Candlestick Park, San Francisco, CA
Thu Aug 06 1970, 6:33 AM EDT
Att: 10,979 - Unknown

AB	36
R	3
H	10
RBI	3
BB	4
SO	8
LOB	17



Batter	1	2	3	4	5	6	7	8	9	AB	R	H	RBI	BB	SO	LOB	BOTTOM			
Ron Hunt, R OBP: 0.408, SLG: 0.388	0-0 FC6-4 HR 1B		0-3 K		0-0 G4-6-3 1B		0-0 FC5-4 HBP			3	1	2	0	1	1	1				
Tito Fuentes, S OBP: 0.297, SLG: 0.323	0-0 FC6-4 1B		0-0 1-2 1B		0-0 G4-6-3		0-0 F8			4	0	2	1	0	0	3				
Ken Henderson, S OBP: 0.423, SLG: 0.494	0-0 FC6-4 HR 1B		0-0 4-3		0-0 F6		0-0 FC5-4			5	1	0	0	0	0	8				
Willie McCovey, L OBP: 0.423, SLG: 0.587	0-0 1-4 3-H HR		0-0 4-3		0-0 G3		0-0 1-3		4-0 FC5-4 BB	4	1	1	3	1	0	0				
Jim Ray Hart, R OBP: 0.378, SLG: 0.513	0-0 HR 2B		4-0 BB BB		0-0 1-3		0-0 6-3		0-0 FC5-4 BB	4	1	1	0	1	0	1				
Dick Dietz, R OBP: 0.435, SLG: 0.575	4-0 HR IBB		4-0 G4-6-3 BB		1-0 3B HBP		0-0 1B		0-3 K	2	2	1	0	2	1	1				
Frank Johnson, R OBP: 0.340, SLG: 0.359	0-0 1-4 2-H HR		0-0 G4-6-3		0-0 1B 3B		0-0 F3		4-0 FC5-4 BB	4	2	2	4	1	0	3				
Hal Lanier, R OBP: 0.272, SLG: 0.296	4-0 BB SF8 BB		0-0 4-3		0-0 1B		0-0 SH1-3 1B		0-0 FC5-4	4	1	2	1	1	0	2				
Frank Reberger, L OBP: 0.240, SLG: 0.280	0-0 1-2 E4 BB		0-0 1B		0-0 G3		0-0 SH1-3			3	0	1	0	0	0	2				
Inning Stats	R: 7 E: 1 K: 0 S: 9	H: 5 LOB: 2 BB: 3 P: 21	R: 0 E: 0 K: 0 S: 2	H: 0 LOB: 1 BB: 2 P: 10	R: 0 E: 0 K: 1 S: 7	H: 2 LOB: 2 BB: 0 P: 7	R: 2 E: 0 K: 0 S: 5	H: 2 LOB: 1 BB: 0 P: 6	R: 0 E: 0 K: 0 S: 3	H: 1 LOB: 0 BB: 0 P: 3	R: 0 E: 0 K: 0 S: 4	H: 1 LOB: 1 BB: 0 P: 4	R: 0 E: 0 K: 0 S: 4	H: 1 LOB: 2 BB: 0 P: 5	R: 0 E: 0 K: 1 S: 5	H: 0 LOB: 2 BB: 2 P: 13	1B: 8 2B: 1 3B: 1 HR: 2	SF: 1 SAC: 1 DP: 2 HBP: 2	WP: 0 PB: 0 SB: 0 CS: 0	PA: 44
PITCHER Ray Washburn, R ERA: 8.24 John Noriega, R ERA: 5.4 Wayne Granger, R ERA: 2.67	IP: 0.1 WLS: L BF: 8	H: 5 R: 8 ER: 2 SO: 1	BB: 1 IBB: 0 HBP: 0 BLK: 0	WP: 0 HR: 2 S: 6 P: 14	ERA: 162.00 WHIP: 18.000															

Cincinnati Reds @ San Francisco Giants
Candlestick Park, San Francisco, CA
Thu Aug 06 1970, 6:33 AM EDT
Att: 10,979 - Unknown

AB	33
R	9
H	12
RBI	9
BB	7
SO	2
LOB	21



Batter	1	2	3	4	5	6	7	8	9	AB	R	H	RBI	BB	SO	LOB	TOP										
Jesus Alou, R OBP: 0.347, SLG: 0.390 (1, 9)	0-0 6-3	0-0 1B			0-0 G3-6		0-0 1B	0-0 4-3		5	0	2	2	0	0	3											
Joe Morgan, L OBP: 0.405, SLG: 0.376 (1, 4)	4-0 1B	0-0 F2			0-0 1B		0-0 F8		0-0 F9	4	1	1	0	1	0	4											
Jimmy Wynn, R OBP: 0.398, SLG: 0.504 Norm Miller, L OBP: 0.354, SLG: 0.349 (1, 7) (6, 9)	0-0 1B		0-0 5-3		0-0 F6		0-0 2-3		0-3 K	3	0	1	1	0	0	1											
Doug Rader, R OBP: 0.324, SLG: 0.446 (1, 5)	0-0 F3		0-3 K			0-0 F2		0-3 K	0-0 E	5	0	1	0	0	2	0											
Denis Menke, R OBP: 0.377, SLG: 0.420 (1, 6)		0-0 SH5-3 1B	0-0 5-3			0-0 F3		0-0 5-3	4-0 E	4	1	1	0	1	0	0											
Cesar Cedeno, R OBP: 0.299, SLG: 0.411 (1, 8)		0-0 SH5-3		0-0 F3		4-0 BB		4-0 HR	0-0 E6	2	1	0	0	2	0	2											
John Mayberry, L OBP: 0.309, SLG: 0.456 (1, 3)	4-0 1B	BB		0-0 F8		0-0 F9		0-0 HR	0-0 FC6-4	4	2	1	2	1	0	4											
Johnny Edwards, L OBP: 0.270, SLG: 0.303 (1, 2)		0-3 K		0-0 F8			0-0 4-3	0-0 E4		4	0	0	0	0	1	2											
Wade Blasingame, L Marty Martinez, S Fred Gladding, L Denny Lemaster, R George Culver, R Jim Ray, R (1, 1) (8, PH) (8, 1) (9, 1) (9, 1) (9, 1)	4-0 1B	BB		4-0 BB		4-0 BB		0-0 WP		0	0	0	0	3	0	0											
Inning Stats	R: 1 E: 0 K: 0 S: 3	H: 1 LOB: 0 BB: 1 P: 7	R: 2 E: 0 K: 1 S: 7	H: 2 LOB: 2 BB: 2 P: 15	R: 0 E: 0 K: 1 S: 5	H: 0 LOB: 0 BB: 0 P: 5	R: 0 E: 0 K: 0 S: 3	H: 0 LOB: 0 BB: 0 P: 3	R: 0 E: 0 K: 0 S: 3	H: 1 LOB: 1 BB: 1 P: 7	R: 0 E: 0 K: 0 S: 3	H: 0 LOB: 0 BB: 1 P: 7	R: 0 E: 0 K: 0 S: 4	H: 1 LOB: 2 BB: 1 P: 8	R: 2 E: 1 K: 1 S: 8	H: 2 LOB: 2 BB: 1 P: 12	R: 0 E: 1 K: 1 S: 7	H: 1 LOB: 3 BB: 1 P: 11	1B: 5 2B: 2 3B: 0 HR: 1	SF: 0 SAC: 1 DP: 1 HBP: 0	WP: 1 PB: 0 SB: 1 CS: 0	PA: 43					
PITCHER	IP	WLS	BF	H	R	ER	SO	BB	IBB	HBP	BLK	WP	HR	S	P	ERA	WHIP										
Skip Pitlock, L ERA: 4.38 Don McMahon, R ERA: 3.15	(1, 1) (8, 1)	7.2 W	35 8	6 2	5 0	5 0	3 1	7 1	0 0	0 0	0 0	0 1	1 0	34 9	62 13	5.87 0.00	1.696 2.250										

Houston Astros @ San Francisco Giants
Candlestick Park, San Francisco, CA
Sat Aug 08 1970, 6:33 AM EDT
Att: 8,023 - Unknown

AB	34
R	5
H	8
RBI	5
BB	8
SO	4
LOB	18



Batter	1	2	3	4	5	6	7	8	9	AB	R	H	RBI	BB	SO	LOB	BOTTOM										
Bobby Bonds, R OBP: 0.396, SLG: 0.506 (1, 9)	0-3 K		0-0 5-3		0-3 K			0-0 1B	4-0 BB	4	1	1	0	1	2	0											
Tito Fuentes, S OBP: 0.305, SLG: 0.324 (1, 4)	4-0 CS		0-0 F2			0-0 6-3		0-3 K	4-0 BB	3	0	0	1	2	1	2											
Willie Mays, R OBP: 0.379, SLG: 0.495 (1, 8)	0-0 F9			0-0 5-3		0-0 5-3		0-0 F8	0-0 1B	5	0	1	2	0	0	3											
Willie McCovey, L OBP: 0.422, SLG: 0.584 (1, 3)		0-0 HBP		0-0 2B		0-0 F5		0-0 4-3		4	0	2	0	0	0	2											
Dick Dietz, R OBP: 0.432, SLG: 0.566 (1, 2)		4-0 G5-3		0-0 5-3			0-0 G3		0-0 1B	3	1	1	0	1	0	1											
Jim Ray Hart, R OBP: 0.363, SLG: 0.488 (1, 7)		0-3 K		0-0 5-3			0-0 6-3		0-0 1B	4	1	1	0	0	1	3											
Ron Hunt, R OBP: 0.409, SLG: 0.387 (1, 5)		1-0 HBP			0-0 F7				0-0 WP	3	1	2	0	0	0	0											
Hal Lanier, R OBP: 0.266, SLG: 0.289 Don McMahon, R OBP: 0.309, SLG: 0.182 Bob Taylor, L OBP: 0.312, SLG: 0.266 (1, 6) (8, 1) (9, PH)	0-0 G5-3				0-0 F8		0-0 F6		0-3 K	3	0	0	0	0	0	4											
Skip Pitlock, L OBP: 0.118, SLG: 0.250 Frank Johnson, R OBP: 0.349, SLG: 0.369 (1, 1) (8, 7)			0-3 K					0-0 1B	0-0 BB	2	1	1	1	0	1	0											
Inning Stats	R: 0 E: 0 K: 1 S: 4	H: 0 LOB: 0 BB: 1 P: 8	R: 0 E: 0 K: 1 S: 5	H: 1 LOB: 2 BB: 1 P: 10	R: 0 E: 0 K: 1 S: 5	H: 0 LOB: 0 BB: 0 P: 5	R: 0 E: 0 K: 0 S: 4	H: 1 LOB: 1 BB: 0 P: 4	R: 1 E: 0 K: 1 S: 6	H: 1 LOB: 0 BB: 0 P: 6	R: 0 E: 0 K: 0 S: 3	H: 0 LOB: 0 BB: 0 P: 3	R: 0 E: 0 K: 0 S: 4	H: 1 LOB: 1 BB: 0 P: 4	R: 0 E: 0 K: 1 S: 7	H: 2 LOB: 2 BB: 0 P: 7	R: 5 E: 0 K: 1 S: 8	H: 5 LOB: 2 BB: 2 P: 16	1B: 9 2B: 1 3B: 0 HR: 1	SF: 0 SAC: 0 DP: 1 HBP: 1	WP: 1 PB: 0 SB: 0 CS: 1	PA: 39					
PITCHER	IP	WLS	BF	H	R	ER	SO	BB	IBB	HBP	BLK	WP	HR	S	P	ERA	WHIP										
Wade Blasingame, L ERA: 1.0 Fred Gladding, R ERA: 3.93 Denny Lemaster, L ERA: 4.46 George Culver, R ERA: 3.82 Jim Ray, R ERA: 3.94	(1, 1) (8, 1) (9, 1) (9, 1) (9, 1)	7.0 1.0	26 8	4 5	1 3	1 3	0 1	2 0	0 0	0 0	0 0	0 0	0 1	31 10	40 10	1.29 27.00	0.857 5.000										

Houston Astros @ San Francisco Giants
Candlestick Park, San Francisco, CA
Sat Aug 08 1970, 6:33 AM EDT
Att: 8,023 - Unknown

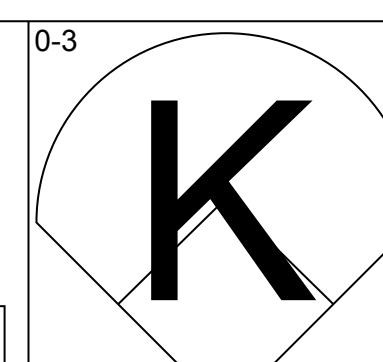
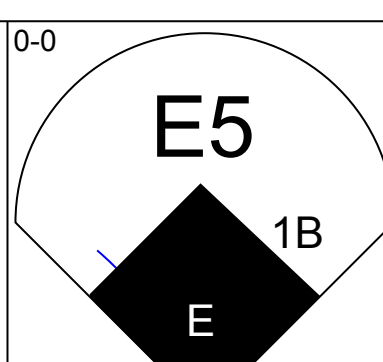
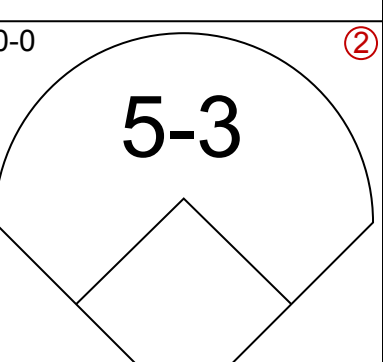
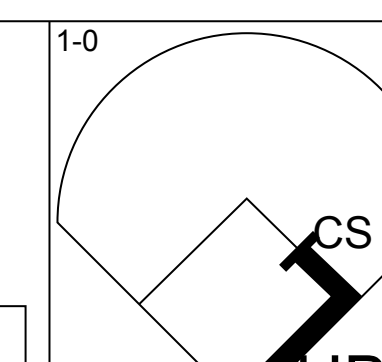
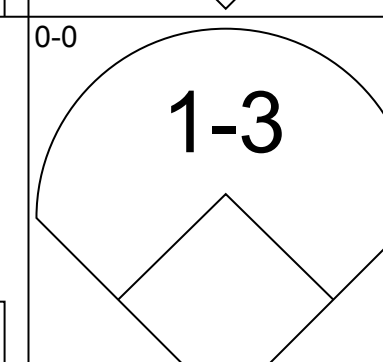
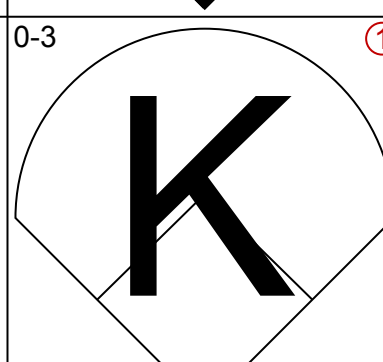
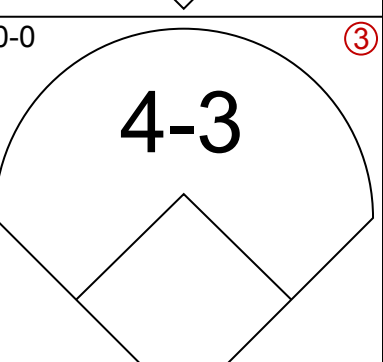
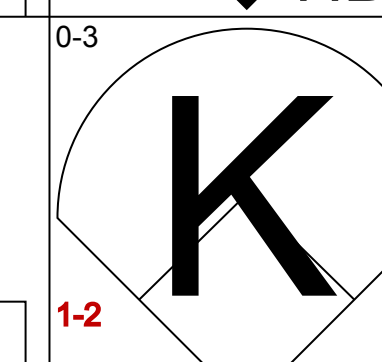
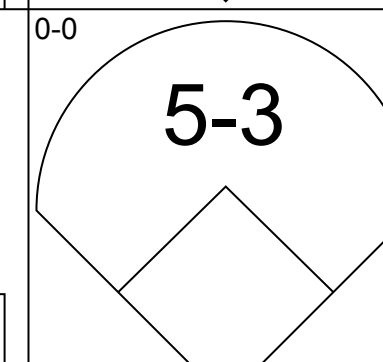
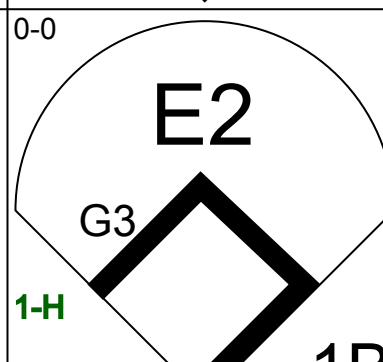
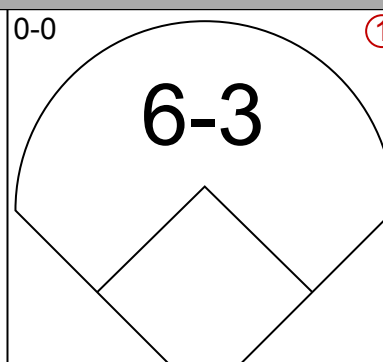
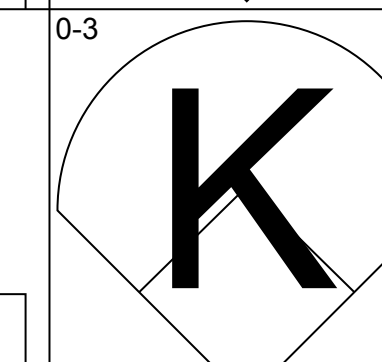
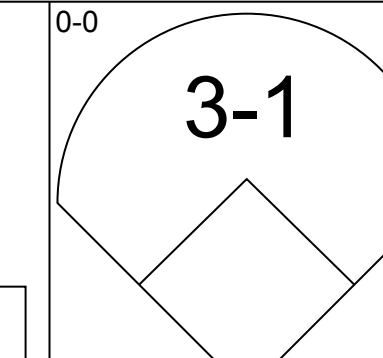
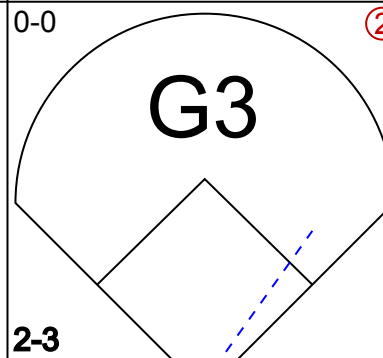
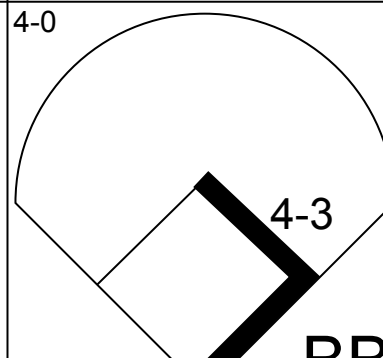
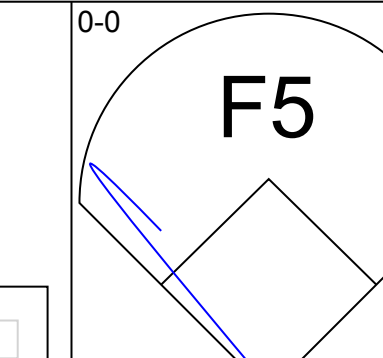
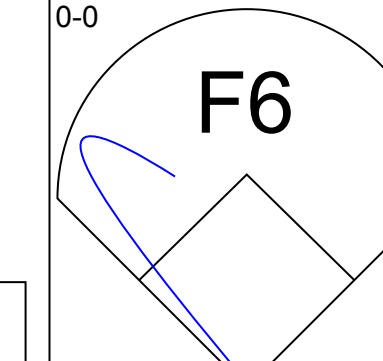
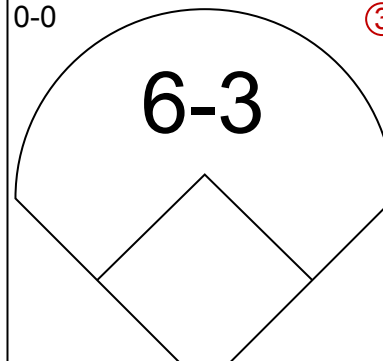
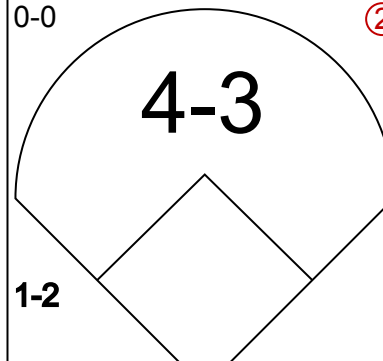
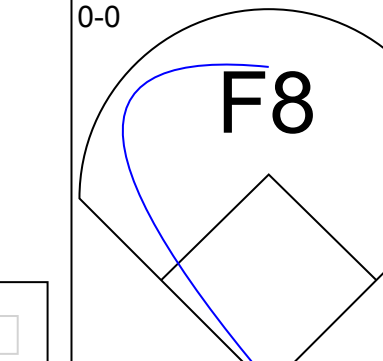
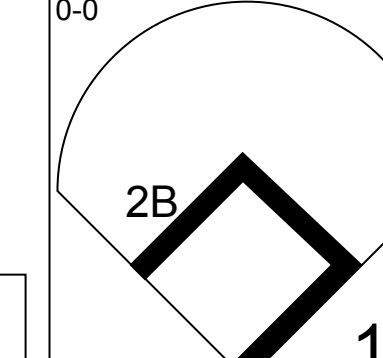
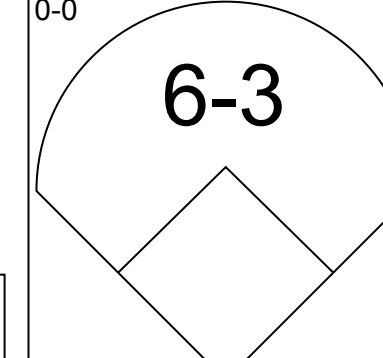
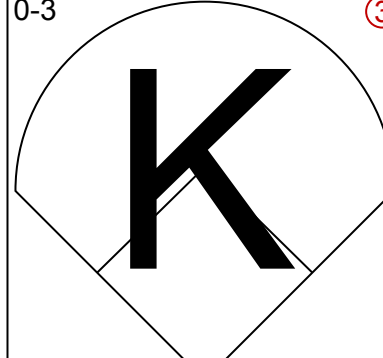
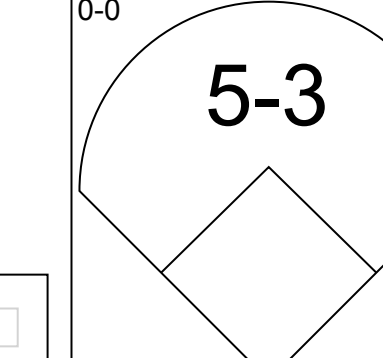
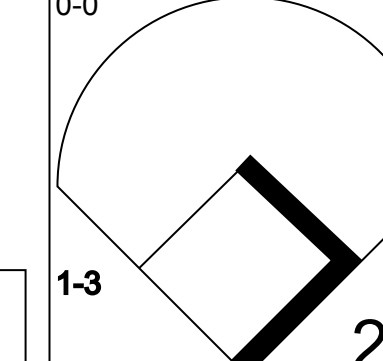
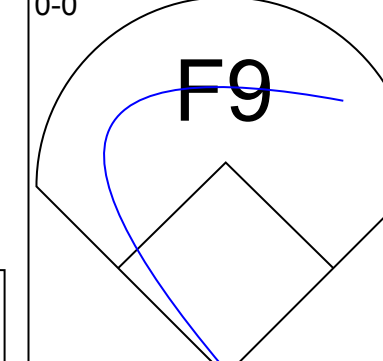
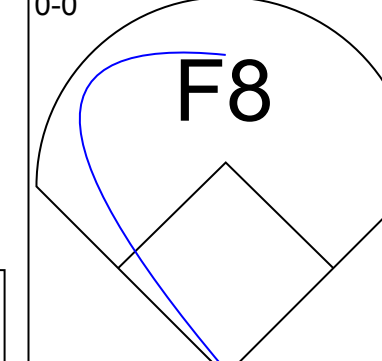
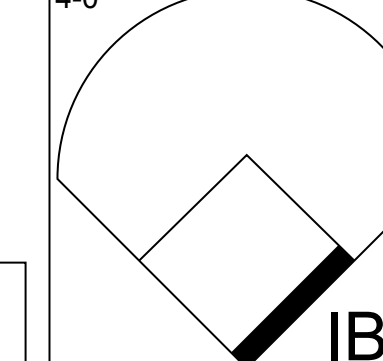
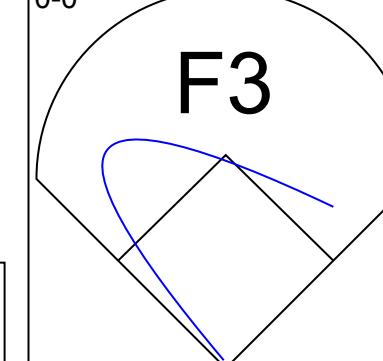
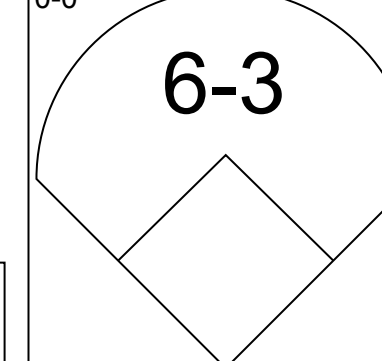
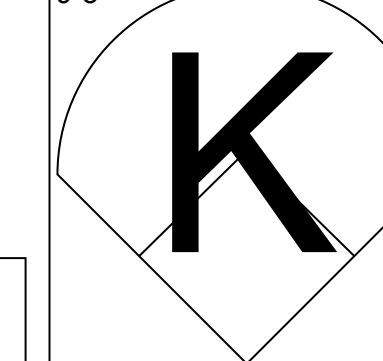
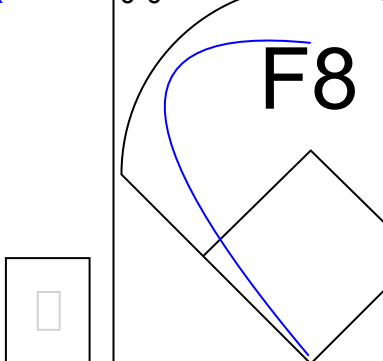
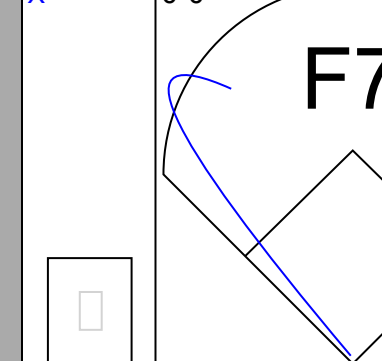
AB	34
R	6
H	11
RBI	5
BB	4
SO	6
LOB	18



Batter	1	2	3	4	5	6	7	8	9	AB	R	H	RBI	BB	SO	LOB	TOP			
Jesus Alou, R OBP: 0.358, SLG: 0.407 (1, 9)										4	0	3	0	0	0	1	Houston Astros @ San Francisco Giants Candlestick Park, San Francisco, CA Sun Aug 09 1970, 6:38 AM EDT Att: 14,540 - Unknown			
Joe Morgan, L OBP: 0.400, SLG: 0.379 (1, 4)										4	0	0	0	0	1	4				
Jimmy Wynn, R OBP: 0.403, SLG: 0.512 (1, 7)										3	1	1	1	1	1	0				
John Mayberry, L OBP: 0.325, SLG: 0.446 (1, 3)										4	0	1	0	0	0	2				
Denis Menke, R OBP: 0.374, SLG: 0.414 (1, 5)										3	0	0	0	1	1	1				
Cesar Cedeno, R OBP: 0.300, SLG: 0.407 (1, 8)										4	0	1	0	0	0	2				
Marty Martinez, S OBP: 0.288, SLG: 0.260 (1, 6)										4	0	1	0	0	2	2				
Larry Howard, R OBP: 0.333, SLG: 0.333 (1, 2)										3	0	1	0	0	0	1				
Don Wilson, R OBP: 0.132, SLG: 0.184 (1, 1)										2	0	0	0	0	0	1				
Tom Griffin, R OBP: 0.088, SLG: 0.091 (6, 1)										0	0	0	0	0	0	0				
Keith Lampard, L OBP: 0.273, SLG: 0.344 (7, PH)										1	0	0	0	0	0	1				
Jim Ray, R OBP: 0.250, SLG: 0.250 (7, 1)										0	0	0	0	0	0	0				
Inning Stats	R: 0 E: 0 K: 1 S: 5	H: 1 LOB: 0 BB: 0 P: 5	R: 0 E: 0 K: 1 S: 5	H: 0 LOB: 1 BB: 1 P: 9	R: 0 E: 0 K: 0 S: 4	H: 1 LOB: 1 BB: 0 P: 4	R: 1 E: 0 K: 1 S: 7	H: 3 LOB: 1 BB: 0 P: 7	R: 0 E: 0 K: 1 S: 6	H: 1 LOB: 1 BB: 0 P: 6	R: 0 E: 1 K: 0 S: 4	H: 0 LOB: 1 BB: 0 P: 4	R: 0 E: 0 K: 0 S: 3	H: 1 LOB: 0 BB: 0 P: 3	R: 0 E: 0 K: 1 S: 5	H: 0 LOB: 0 BB: 0 P: 5	1B: 6 2B: 3 3B: 1 HR: 1	SF: 0 SAC: 0 DP: 4 HBP: 0	WP: 0 PB: 1 SB: 1 CS: 1	PA: 34
PITCHER Gaylord Perry, R ERA: 3.57 (1, 1)	IP: 9.0 WLS: W BF: 34 H: 8 R: 1 ER: 1 SO: 5 BB: 2 IBB: 0 HBP: 0 BLK: 0 WP: 0 HR: 1 S: 42 P: 50 ERA: 1.00 WHIP: 1.111															PITCHER				

Batter	1	2	3	4	5	6	7	8	9	AB	R	H	RBI	BB	SO	LOB	BOTTOM			
Bobby Bonds, R OBP: 0.391, SLG: 0.498 (1, 8)										4	0	0	0	0	3	0	Houston Astros @ San Francisco Giants Candlestick Park, San Francisco, CA Sun Aug 09 1970, 6:38 AM EDT Att: 14,540 - Unknown			
Tito Fuentes, S OBP: 0.302, SLG: 0.320 (1, 4)										4	0	1	0	0	0	0				
Ken Henderson, S OBP: 0.421, SLG: 0.489 (1, 9)										3	1	1	0	1	0	1				
Willie McCovey, L OBP: 0.427, SLG: 0.598 (1, 3)										4	2	3	1	0	1	1				
Ron Hunt, R OBP: 0.409, SLG: 0.388 (1, 5)										3	2	1	0	1	1	2				
Frank Johnson, R OBP: 0.351, SLG: 0.373 (1, 7)										4	1	1	2	0	1	3				
Russ Gibson, R OBP: 0.324, SLG: 0.344 (1, 2)										3	0	3	3	1	0	0				
Hal Lanier, R OBP: 0.261, SLG: 0.284 (1, 6)										4	0	0	0	0	2	4				
Gaylord Perry, R OBP: 0.125, SLG: 0.195 (1, 1)										3	0	0	0	0	2	1				
Inning Stats	R: 0 E: 0 K: 2 S: 8	H: 1 LOB: 1 BB: 0 P: 8	R: 1 E: 0 K: 2 S: 9	H: 2 LOB: 1 BB: 0 P: 9	R: 0 E: 0 K: 0 S: 3	H: 1 LOB: 0 BB: 0 P: 3	R: 0 E: 0 K: 2 S: 8	H: 1 LOB: 2 BB: 1 P: 12	R: 0 E: 0 K: 1 S: 5	H: 0 LOB: 0 BB: 0 P: 5	R: 3 E: 0 K: 1 S: 7	H: 3 LOB: 0 BB: 1 P: 11	R: 0 E: 0 K: 2 S: 7	H: 0 LOB: 0 BB: 0 P: 7	R: 2 E: 0 K: 0 S: 5	H: 2 LOB: 1 BB: 1 P: 9		1B: 5 2B: 5 3B: 0 HR: 0	SF: 0 SAC: 0 DP: 1 HBP: 0	WP: 0 PB: 0 SB: 0 CS: 0
PITCHER Don Wilson, R ERA: 4.02 (1, 1)	IP: 5.0 WLS: L BF: 6 H: 3 R: 3 ER: 3 SO: 1 BB: 1 IBB: 0 HBP: 0 BLK: 0 WP: 0 HR: 0 S: 33 P: 37 ERA: 1.80 WHIP: 1.200															PITCHER				
Tom Griffin, R ERA: 5.74 (6, 1)	IP: 1.0 WLS: L BF: 6 H: 3 R: 3 ER: 3 SO: 1 BB: 1 IBB: 0 HBP: 0 BLK: 0 WP: 0 HR: 7 S: 11 P: 11 ERA: 27.00 WHIP: 4.000																			
Jim Ray, R ERA: 4.07 (7, 1)	IP: 2.0 WLS: 9 BF: 2 H: 2 R: 2 ER: 2 SO: 2 BB: 1 IBB: 0 HBP: 0 BLK: 0 WP: 0 HR: 12 S: 16 P: 16 ERA: 9.00 WHIP: 1.500																			

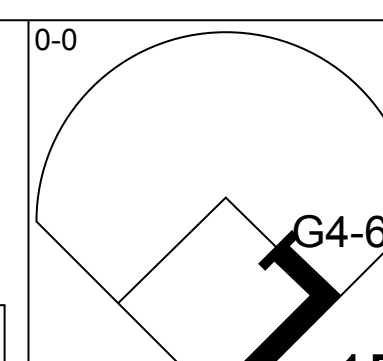
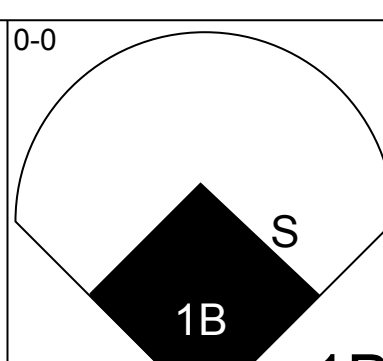
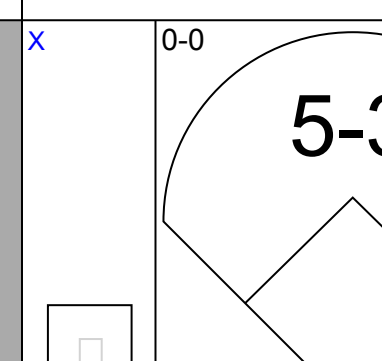
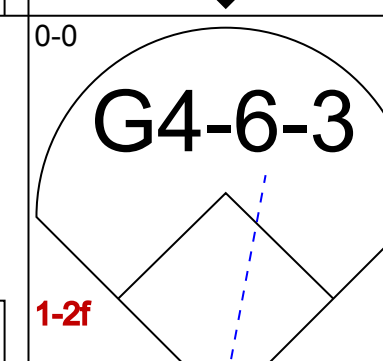
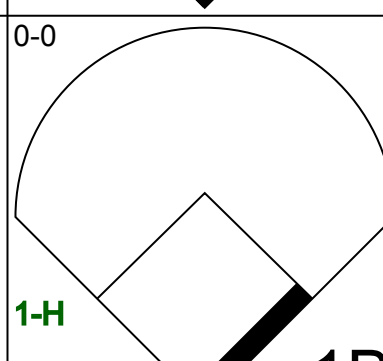
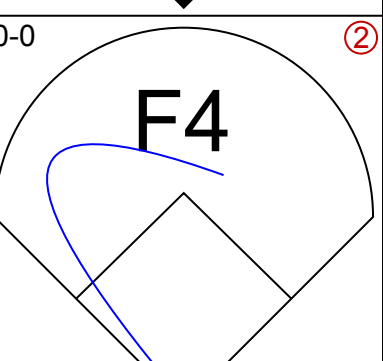
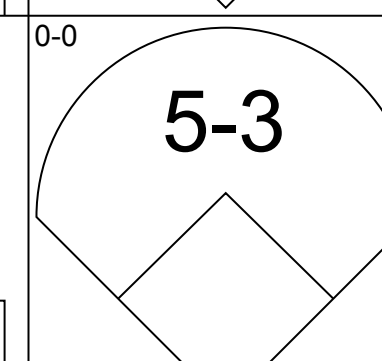
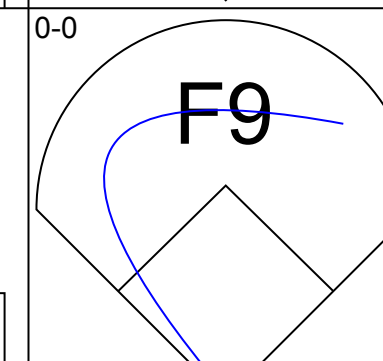
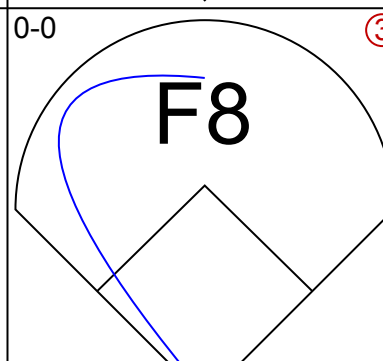
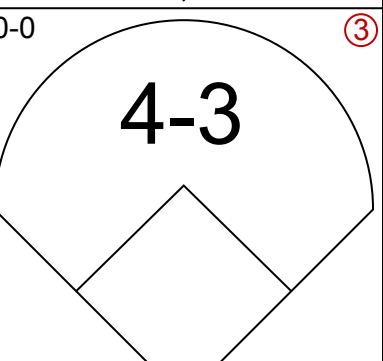
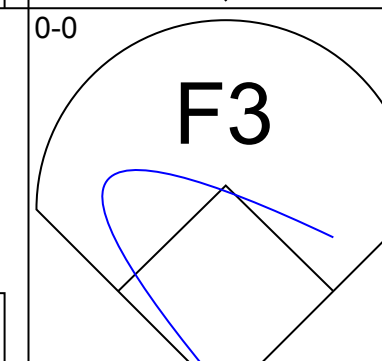
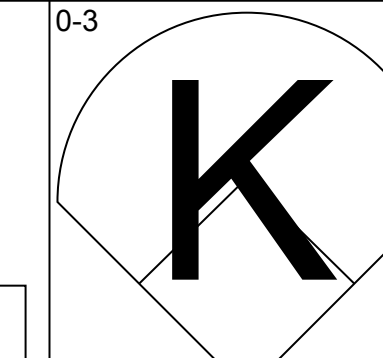
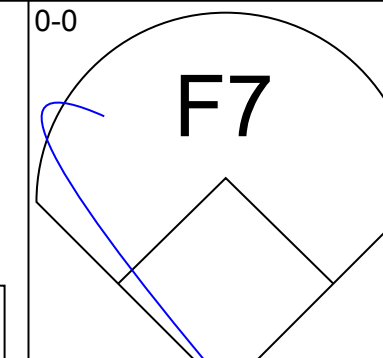
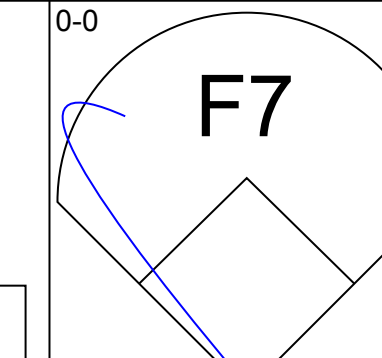
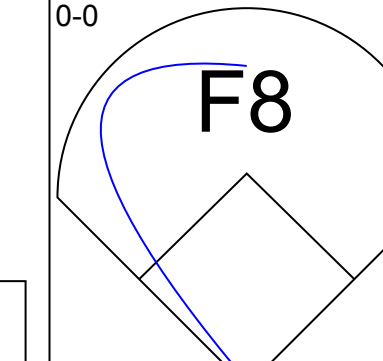
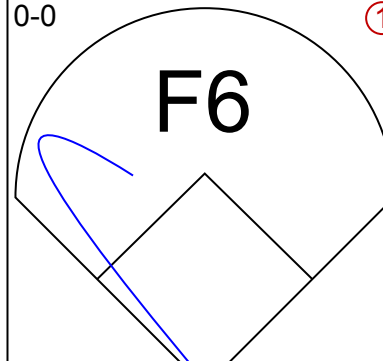
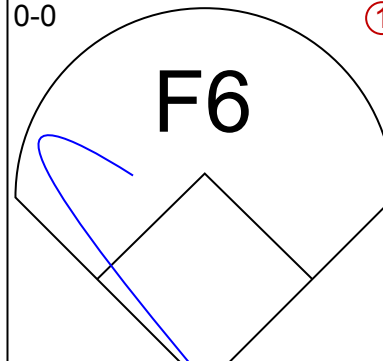
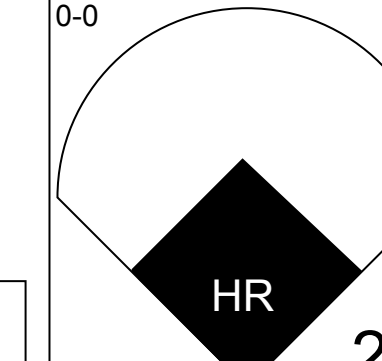
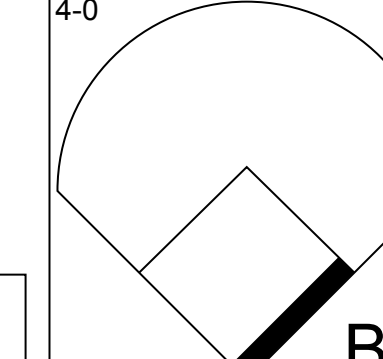
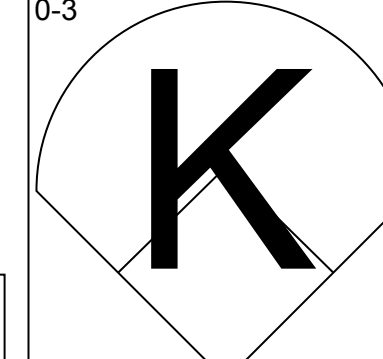
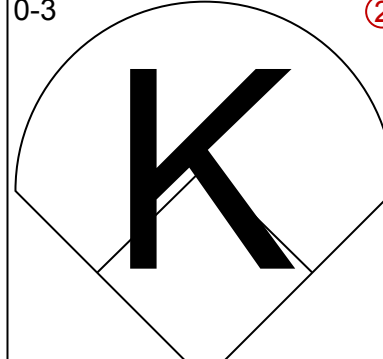
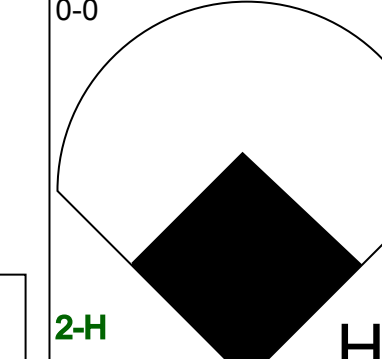
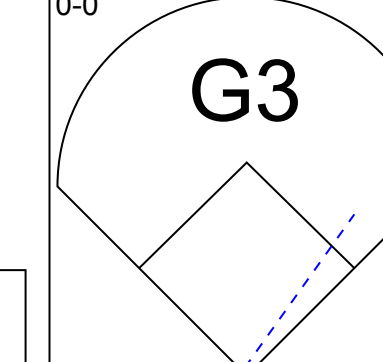
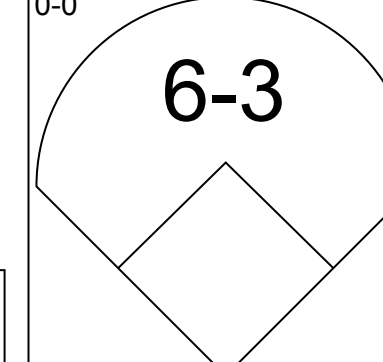
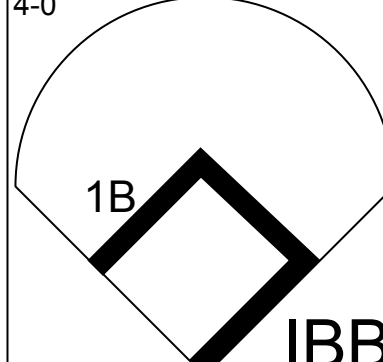
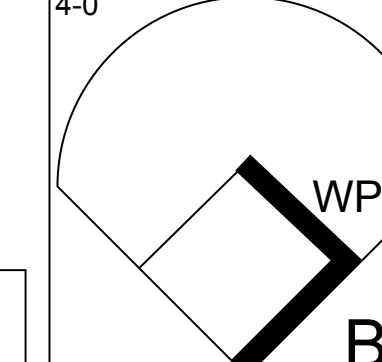
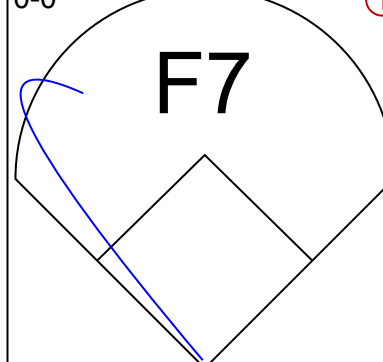
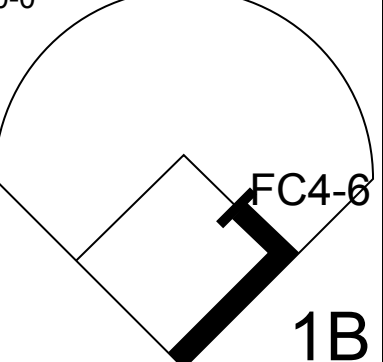
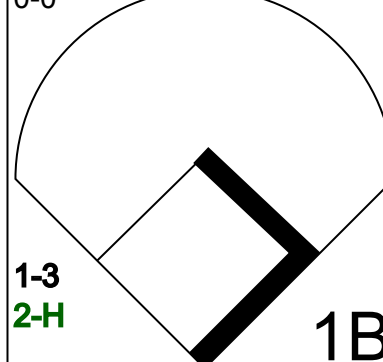
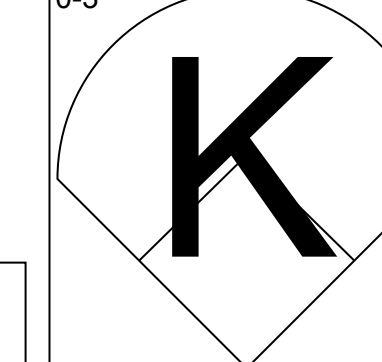
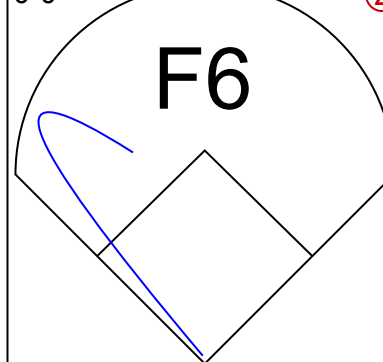
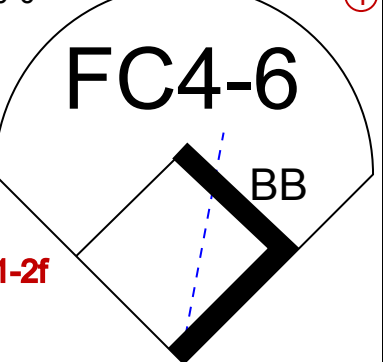
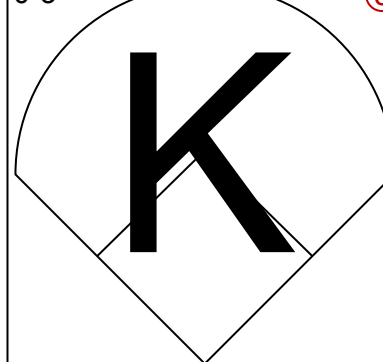
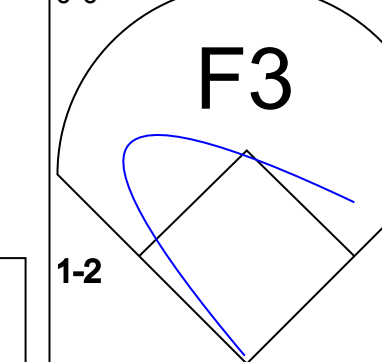


Batter	1	2	3	4	5	6	7	8	9	AB	R	H	RBI	BB	SO	LOB	TOP			
Bobby Bonds, R OBP: 0.390, SLG: 0.494 (1, 9)											3	1	0	0	0	1	0			
Tito Fuentes, S OBP: 0.298, SLG: 0.315 (1, 4)											4	0	0	0	0	2	2			
Willie Mays, R OBP: 0.375, SLG: 0.497 (1, 8)											4	0	1	0	0	1	0			
Willie McCovey, L OBP: 0.425, SLG: 0.593 (1, 3)											3	0	0	0	1	0	1			
Ken Henderson, S OBP: 0.417, SLG: 0.484 (1, 7)											4	0	0	0	0	0	2			
Dick Dietz, R OBP: 0.434, SLG: 0.563 (1, 2)											4	0	1	0	0	1	1			
Jim Ray Hart, R OBP: 0.371, SLG: 0.492 (1, 5)											3	0	1	0	0	0	0			
Hal Lanier, R OBP: 0.282, SLG: 0.282 (1, 6)											2	0	0	0	1	0	0			
Frank Reberger, L OBP: 0.214, SLG: 0.250 (1, 1)											3	0	0	0	0	1	3			
Don McMahon, R OBP: 0.308, SLG: 0.182 (8, 1)											0	0	0	0	0	0	0			
Inning Stats	R: 0 E: 0 K: 1 S: 5	H: 0 LOB: 0 BB: 0 P: 5	R: 0 E: 0 K: 1 S: 7	H: 2 LOB: 3 BB: 1 P: 11	R: 1 E: 2 K: 1 S: 7	H: 1 LOB: 1 BB: 0 P: 7	R: 0 E: 0 K: 0 S: 3	H: 0 LOB: 0 BB: 0 P: 3	R: 0 E: 0 K: 1 S: 5	H: 0 LOB: 1 BB: 1 P: 9	R: 0 E: 0 K: 0 S: 3	H: 0 LOB: 0 BB: 0 P: 3	R: 0 E: 0 K: 2 S: 6	H: 0 LOB: 0 BB: 0 P: 7	R: 0 E: 0 K: 0 S: 3	H: 0 LOB: 0 BB: 0 P: 3	1B: 2 2B: 2 3B: 0 HR: 0	SF: 0 SAC: 0 DP: 1 HBP: 1	WP: 0 PB: 0 SB: 0 CS: 1	PA: 33
PITCHER Fergie Jenkins, R ERA: 3.67 (1, 1)	IP: 9.0 WLS: W BF: 33 H: 3 R: 1 ER: 0 SO: 6 BB: 1 IBB: 1 HBP: 1 BLK: 0 WP: 0 HR: 0 S: 42 P: 51 ERA: 0.00 WHIP: 0.444																			

San Francisco Giants @ Chicago Cubs
Wrigley Field, Chicago, IL
Tue Aug 11 1970, 3:33 AM CDT
Att: 33,931 - Unknown - 81 F

AB	30
R	1
H	3
RBI	0
BB	2
SO	6
LOB	9



Batter	1	2	3	4	5	6	7	8	9	AB	R	H	RBI	BB	SO	LOB	BOTTOM			
Don Kessinger, S OBP: 0.340, SLG: 0.372 (1, 6)											3	1	2	0	1	0	0			
Glenn Beckert, R OBP: 0.342, SLG: 0.364 (1, 4)											4	0	1	1	0	0	3			
Billy Williams, L OBP: 0.373, SLG: 0.570 (1, 7)											4	0	0	0	0	0	3			
Jim Hickman, R OBP: 0.420, SLG: 0.604 (1, 3)											4	1	1	0	0	1	0			
Joe Pepitone, L OBP: 0.294, SLG: 0.450 (1, 8)												4	1	2	0	0	0	1		
Ron Santo, R OBP: 0.350, SLG: 0.447 (1, 5)											3	1	1	2	1	2	2			
Johnny Callison, L OBP: 0.356, SLG: 0.440 (1, 9)											2	0	0	0	2	0	2			
Randy Hundley, R OBP: 0.347, SLG: 0.413 (1, 2)												4	0	2	1	0	1	1		
Fergie Jenkins, R OBP: 0.092, SLG: 0.149 (1, 1)												4	0	0	0	1	4			
Inning Stats	R: 0 E: 0 K: 0 S: 3	H: 1 LOB: 0 BB: 0 P: 3	R: 0 E: 0 K: 1 S: 5	H: 0 LOB: 1 BB: 1 P: 9	R: 1 E: 0 K: 0 S: 5	H: 2 LOB: 1 BB: 0 P: 5	R: 0 E: 0 K: 1 S: 6	H: 1 LOB: 1 BB: 0 P: 6	R: 0 E: 0 K: 0 S: 4	H: 1 LOB: 2 BB: 1 P: 8	R: 1 E: 0 K: 2 S: 9	H: 2 LOB: 2 BB: 1 P: 13	R: 0 E: 0 K: 0 S: 3	H: 0 LOB: 0 BB: 0 P: 3	R: 2 E: 0 K: 1 S: 7	H: 2 LOB: 1 BB: 1 P: 11	1B: 5 2B: 3 3B: 0 HR: 1	SF: 0 SAC: 0 DP: 1 HBP: 0	WP: 1 PB: 0 SB: 1 CS: 0	PA: 36
PITCHER Frank Reberger, R ERA: 6.2 (1, 1)	IP: 7.1 WLS: L BF: 34 H: 9 R: 4 ER: 4 SO: 4 BB: 3 IBB: 1 HBP: 0 BLK: 0 WP: 1 HR: 1 S: 38 P: 54 ERA: 4.91 WHIP: 1.636																			
Don McMahon, R ERA: 3.28 (8, 1)	IP: 0.2 WLS: L BF: 2 H: 0 R: 0 ER: 0 SO: 1 BB: 0 IBB: 0 HBP: 0 BLK: 0 WP: 1 HR: 0 S: 4 P: 4 ERA: 0.00 WHIP: 0.000																			

San Francisco Giants @ Chicago Cubs
Wrigley Field, Chicago, IL
Tue Aug 11 1970, 3:33 AM CDT
Att: 33,931 - Unknown - 81 F

AB	32
R	4
H	9
RBI	4
BB	4
SO	5
LOB	16



Batter	1	2	3	4	5	6	7	8	9	AB	R	H	RBI	BB	SO	LOB	TOP					
Bobby Bonds, R OBP: 0.389, SLG: 0.498 (1, 9)	0-0 6-3	4-0 1B BB		0-3 K		0-0 1-3		0-0 HR	0-3 K	5	1	1	1	1	2	1						
Ron Hunt, R OBP: 0.409, SLG: 0.391 (1, 4)	0-0 6-3	0-0 BB 1B		0-0 F3		0-0 1B 2B		0-0 5-3		5	1	2	1	0	0	0						
Willie Mays, R OBP: 0.381, SLG: 0.506 (1, 8)	0-0 E 3B	0-0 1-2 BB		0-0 BB 1B		0-0 2H 1B		0-0 6-3		4	1	3	1	1	0	0						
Willie McCovey, L OBP: 0.425, SLG: 0.592 (1, 3)	0-0 E8 2B	0-0 4-3		4-0 1-2 BB		0-0 F3		0-0 2B		4	1	1	0	1	0	4						
Ken Henderson, S OBP: 0.414, SLG: 0.483 (1, 7)	0-0 2H 2B		0-0 F7	0-0 F9		0-0 4-3		0-0 F6		5	0	1	1	0	0	4						
Dick Dietz, R OBP: 0.436, SLG: 0.572 (1, 2)	0-0 1-3		0-0 1B 2B		0-0 2B		0-0 2B		0-3 K	5	0	3	0	0	1	1						
Jim Ray Hart, R OBP: 0.365, SLG: 0.481 (1, 5)		0-0 5-3	0-0 F9		0-0 5-3		0-0 F9		0-0 3B 1B	5	1	1	0	0	0	3	AB 42					
Tito Fuentes, S OBP: 0.303, SLG: 0.328 (1, 6)		0-0 WP 1B SH3-4	0-0 1B	0-3 K		0-0 F7		0-0 1H 3B	5	1	3	1	0	1	2		R 6					
Ron Bryant, S OBP: 0.167, SLG: 0.091 Don Carrithers, R (2, 1)		0-0 SH3-4	0-0 1-4-3	0-3 K		0-3 K		0-0 4-3	0	0	0	0	0	0	0	0	H 15					
Don McMahon, R OBP: 0.308, SLG: 0.182 (9, 1)		1-2							4	0	0	0	0	2	5		RBI 5					
									0	0	0	0	0	0	0	0	BB 3					
																	SO 6					
																	LOB 20					
Inning Stats	R: 2 E: 1 K: 0 S: 6	H: 2 LOB: 1 BB: 0 P: 6	R: 1 E: 0 K: 0 S: 5	H: 2 LOB: 3 BB: 2 P: 13	R: 0 E: 0 K: 0 S: 5	H: 2 LOB: 2 BB: 0 P: 5	R: 0 E: 0 K: 1 S: 6	H: 1 LOB: 1 BB: 1 P: 10	R: 0 E: 0 K: 2 S: 8	H: 1 LOB: 1 BB: 0 P: 8	R: 0 E: 0 K: 1 S: 6	H: 1 LOB: 1 BB: 0 P: 6	R: 1 E: 0 K: 0 S: 5	H: 2 LOB: 1 BB: 0 P: 5	R: 1 E: 0 K: 2 S: 9	H: 2 LOB: 1 BB: 0 P: 9	1B: 6 2B: 6 3B: 2 HR: 1	SF: 0 SAC: 1 DP: 0 HBP: 0	WP: 1 PB: 0 SB: 1 CS: 0	PA: 46		
PITCHER	IP WLS BF H R ER SO	IP WLS BF H R ER SO	IP WLS BF H R ER SO	IP WLS BF H R ER SO	IP WLS BF H R ER SO	IP WLS BF H R ER SO	IP WLS BF H R ER SO	IP WLS BF H R ER SO	IP WLS BF H R ER SO	IP WLS BF H R ER SO	IP WLS BF H R ER SO	IP WLS BF H R ER SO	IP WLS BF H R ER SO	IP WLS BF H R ER SO	IP WLS BF H R ER SO	IP WLS BF H R ER SO	ERA WHIP	ERA WHIP				
Bill Hands, R ERA: 3.69	(1, 1)	7.2	L	40	13	5	3	4	3	0	0	0	0	0	0	0	1	1	45	57	3.52	2.087
Roberto Rodriguez, R ERA: 4.96	(8, 1)	1.1		6	2	1	1	2	0	0	0	0	0	0	0	0	0	0	10	10	6.75	1.500

San Francisco Giants @ Chicago Cubs
Wrigley Field, Chicago, IL
Wed Aug 12 1970, 3:33 AM CDT
Att: 32,462 - Unknown - 75 F

AB 42
R 6
H 15
RBI 5
BB 3
SO 6
LOB 20

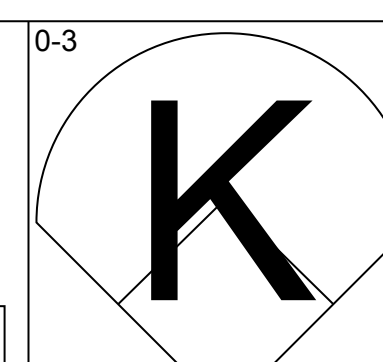
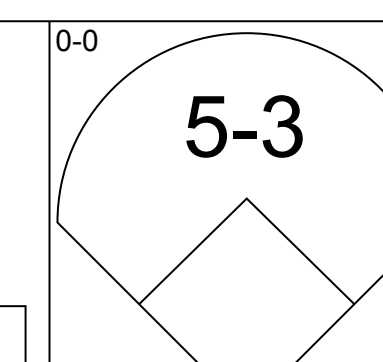
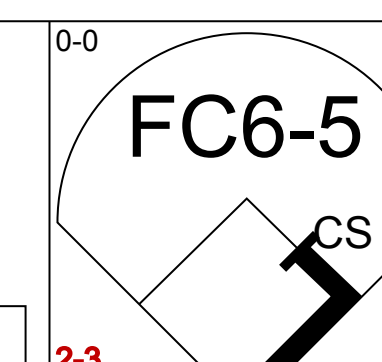
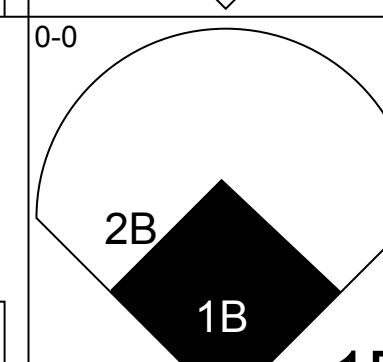
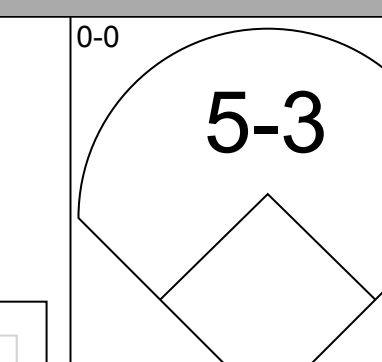
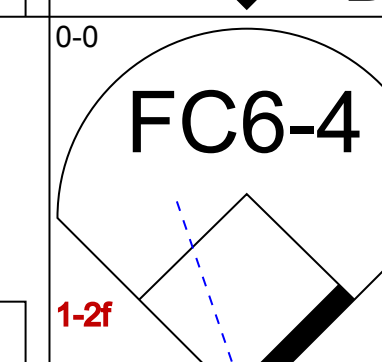
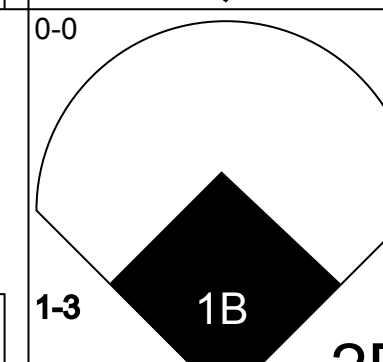
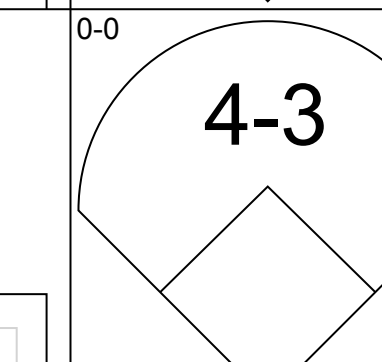

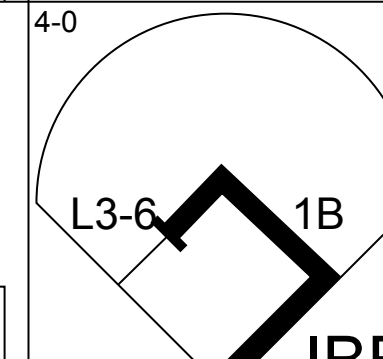
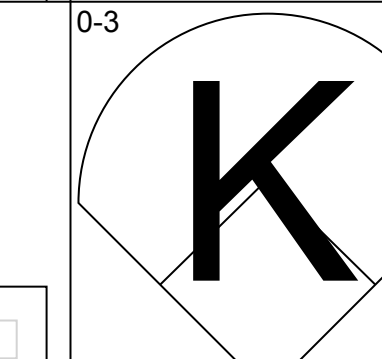

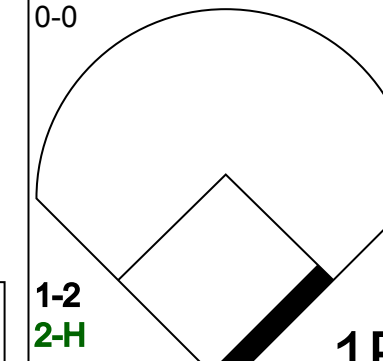
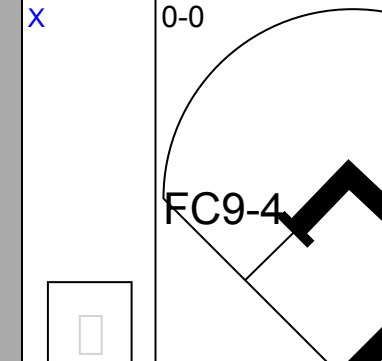
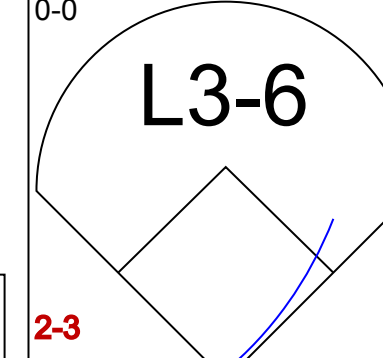
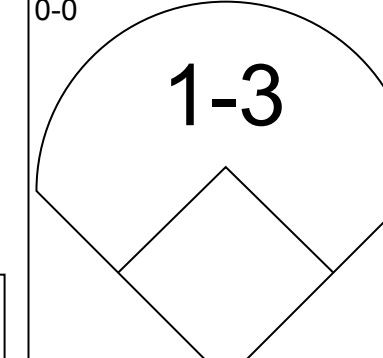
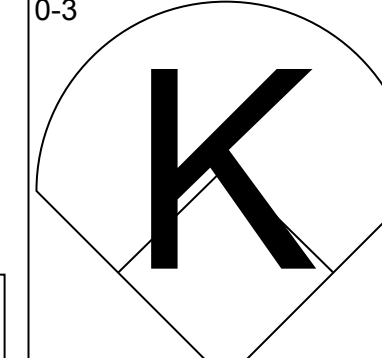
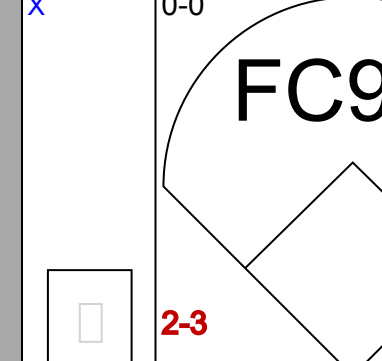
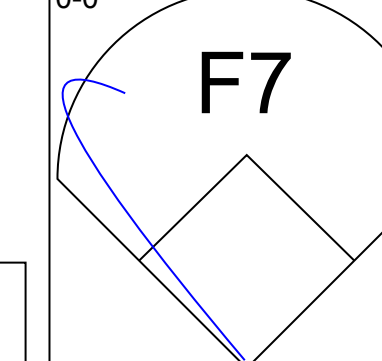
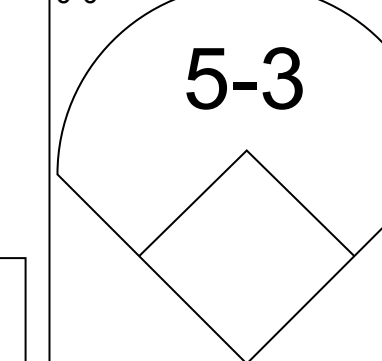


Batter	1	2	3	4	5	6	7	8	9	AB	R	H	RBI	BB	SO	LOB	BOTTOM					
Don Kessinger, S OBP: 0.343, SLG: 0.374 (1, 6)	4-0 WP 1B BB	0-0 1B 1B		0-0 FC6-4			0-0 G3		0-0 1B 1B	4	2	2	1	1	0	1						
Glenn Beckert, R OBP: 0.343, SLG: 0.364 (1, 4)	0-0 F7	0-0 1B		0-0 F8			0-0 FC5-4 1B		0-0 F3	5	0	2	1	0	0	4						
Billy Williams, L OBP: 0.373, SLG: 0.568 (1, 7)	0-0 WP 1B	0-0 G3			0-0 F8		0-0 F7		0-0 FC6-4 1B	5	0	2	0	0	0	2						
Jim Hickman, R OBP: 0.417, SLG: 0.598 (1, 3)	4-0 WP BB		0-3 K		0-0 F5		0-0 FC5-4		0-0 FC6-4	4	0	0	0	1	1	4						
Joe Pepitone, L OBP: 0.297, SLG: 0.447 (1, 8)	0-0 F6		4-0 BB		4-0 WP BB		0-0 F9			2	0	0	0	2	0	3						
Ron Santo, R OBP: 0.347, SLG: 0.443 (1, 5)	0-3 K		0-0 F8		0-0 F8		0-0 F6		0-0 F6	4	0	0	0	0	1	4						
Randy Hundley, R OBP: 0.343, SLG: 0.400 (1, 2)		4-0 SH1-4 1B BB		0-0 F6			0-0 3-1		0-0 F8	3	1	0	0	1	0	1						
Johnny Callison, L OBP: 0.357, SLG: 0.439 (1, 9)		0-0 F6		4-0 FC2-6 BB		0-0 F7		0-0 1B 1B 1B	3	0	1	0	1	0	1		AB 33					
Bill Hands, R OBP: 0.254, SLG: 0.130 Roberto Rodriguez, R ERA: 5.11 Willie Smith, L OBP: 0.280, SLG: 0.379 (9, PH)		0-0 SH1-4		0-0 FC2-6		0-3 K		0-0 F8	2	0	0	0	0	1	1		R 3					
																	H 7					
																	RBI 2					
																	BB 6					
																	SO 3					
																	LOB 22					
Inning Stats	R: 1 E: 0 K: 1 S: 6	H: 1 LOB: 2 BB: 2 P: 14	R: 2 E: 0 K: 0 S: 5	H: 2 LOB: 1 BB: 1 P: 9	R: 0 E: 0 K: 1 S: 5	H: 0 LOB: 1 BB: 1 P: 9	R: 0 E: 0 K: 0 S: 3	H: 0 LOB: 1 BB: 1 P: 7	R: 0 E: 0 K: 1 S: 5	H: 0 LOB: 0 BB: 0 P: 5	R: 0 E: 0 K: 0 S: 4	H: 1 LOB: 1 BB: 0 P: 4	R: 0 E: 0 K: 0 S: 3	H: 0 LOB: 0 BB: 0 P: 3	R: 0 E: 0 K: 0 S: 6	H: 3 LOB: 3 BB: 0 P: 6	1B: 7 2B: 0 3B: 0 HR: 0	SF: 0 SAC: 1 DP: 0 HBP: 0	WP: 3 PB: 0 SB: 1 CS: 0	PA: 40		
PITCHER	IP WLS BF H R ER SO	IP WLS BF H R ER SO	IP WLS BF H R ER SO	IP WLS BF H R ER SO	IP WLS BF H R ER SO	IP WLS BF H R ER SO	IP WLS BF H R ER SO	IP WLS BF H R ER SO	IP WLS BF H R ER SO	IP WLS BF H R ER SO	IP WLS BF H R ER SO	IP WLS BF H R ER SO	IP WLS BF H R ER SO	IP WLS BF H R ER SO	IP WLS BF H R ER SO	IP WLS BF H R ER SO	ERA WHIP	ERA WHIP				
Ron Bryant, L ERA: 6.35	(1, 1)	1.2		2	3	3	1	2	3	0	0	0	0	0	0	0	1	0	26	38	0.00	0.947
Don Carrithers, R ERA: 5.11	(2, 1)	6.1	W	25	3	0	0	2	3	0	0	0	0	0	0	0	0	0	5	5	0.00	2.000
Don McMahon, R ERA: 3.24	(9, 1)	1.0	S	5	2	0	0	0	0	0	0	0	0	0	0	0	0	0	5	5	0.00	2.000

San Francisco Giants @ Chicago Cubs
Wrigley Field, Chicago, IL
Wed Aug 12 1970, 3:33 AM CDT
Att: 32,462 - Unknown - 75 F

AB 33
R 3
H 7
RBI 2
BB 6
SO 3
LOB 22

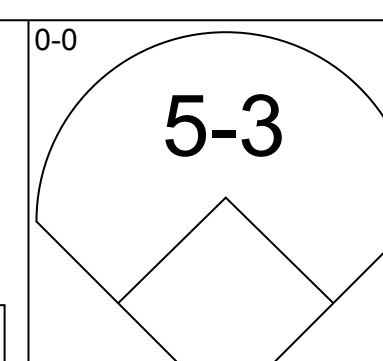
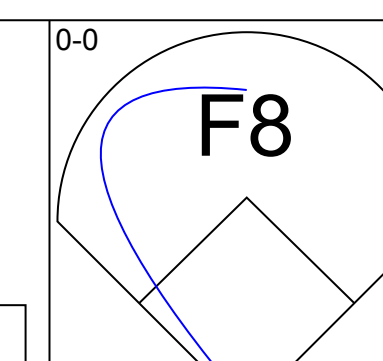
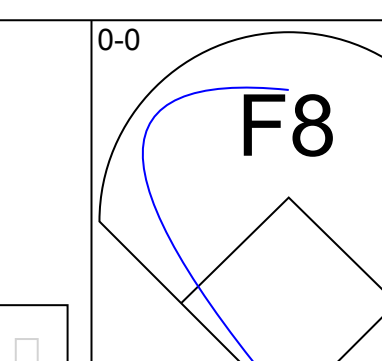
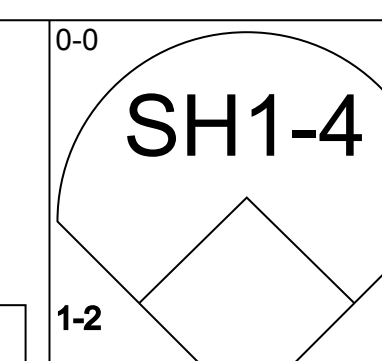
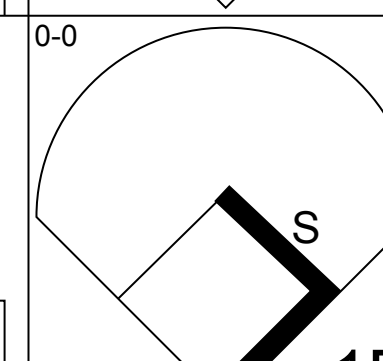
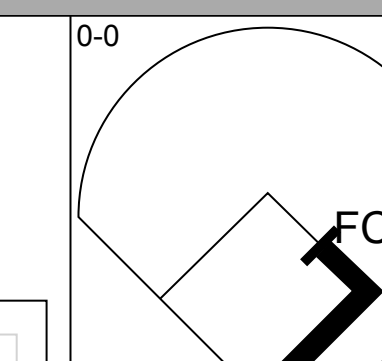
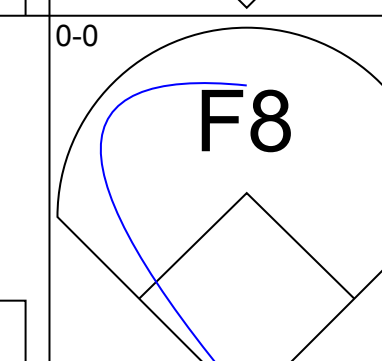
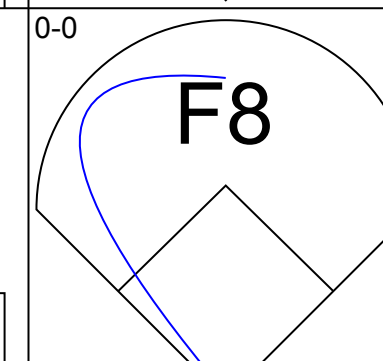
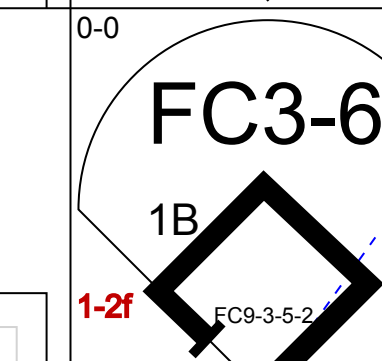
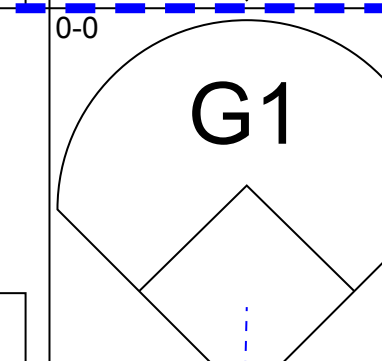
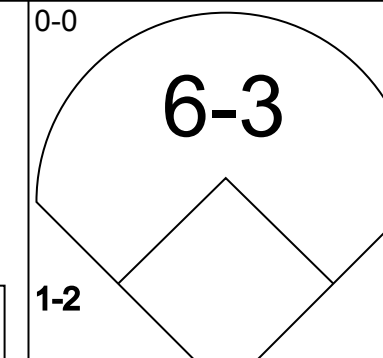
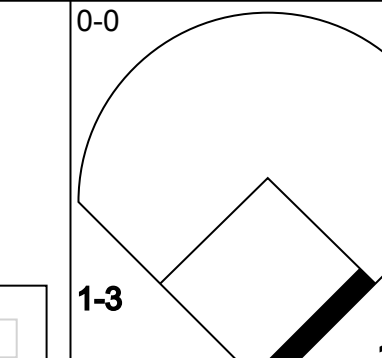

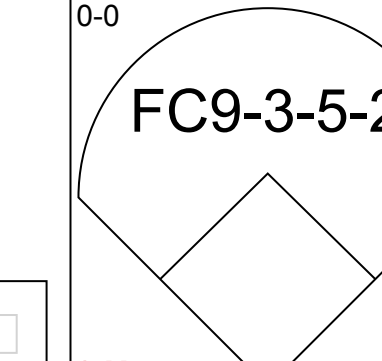








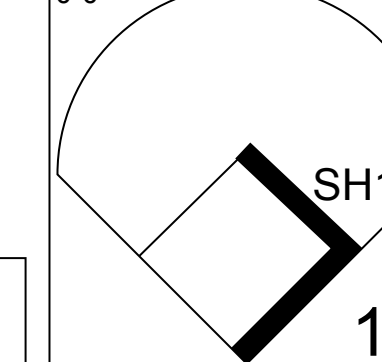


Batter	1	2	3	4	5	6	7	8	9	AB	R	H	RBI	BB	SO	LOB	TOP		
Bobby Bonds, R OBP: 0.388, SLG: 0.495 (1, 9)											3	0	0	0	1	1	2		
Ron Hunt, R OBP: 0.408, SLG: 0.390 (1, 4)											4	1	1	0	0	0	1		
Willie Mays, R OBP: 0.379, SLG: 0.506 (1, 8)											4	1	1	0	0	0	0		
Willie McCovey, L OBP: 0.425, SLG: 0.598 (1, 3)											3	1	1	1	1	1	0		
Ken Henderson, S OBP: 0.415, SLG: 0.486 (1, 7)											4	0	2	2	0	0	0		
Dick Dietz, R OBP: 0.432, SLG: 0.566 (1, 2)											4	0	0	0	0	1	3		
Jim Ray Hart, R OBP: 0.364, SLG: 0.478 Jerry Johnson, R (7, 1)											3	0	1	0	0	0	1		
Mike Davison, L (8, 1)											0	0	0	0	0	0	0		
Tito Fuentes, S OBP: 0.303, SLG: 0.328 (1, 6)											3	0	1	0	0	0	1		
Gaylord Perry, R OBP: 0.124, SLG: 0.193 Al Gallagher, R OBP: 0.345, SLG: 0.390 (7, 5)											1	0	0	0	0	0	1		
Inning Stats	R: 2 E: 0 K: 1 S: 7	H: 3 LOB: 1 BB: 1 P: 11	R: 0 E: 0 K: 0 S: 4	H: 1 LOB: 1 BB: 0 P: 4	R: 0 E: 0 K: 1 S: 5	H: 0 LOB: 0 BB: 0 P: 5	R: 0 E: 0 K: 0 S: 3	H: 0 LOB: 0 BB: 0 P: 3	R: 0 E: 0 K: 0 S: 3	H: 1 LOB: 0 BB: 0 P: 3	R: 0 E: 0 K: 0 S: 5	H: 1 LOB: 0 BB: 0 P: 5	R: 0 E: 0 K: 0 S: 3	H: 0 LOB: 1 BB: 1 P: 7	R: 1 E: 0 K: 0 S: 4	H: 1 LOB: 0 BB: 0 P: 4	1B: 4 2B: 4 3B: 0 HR: 1	SF: 0 SAC: 1 DP: 2 HBP: 0	WP: 0 PA: 34 PB: 0 SB: 0 CS: 1
PITCHER Milt Pappas, R ERA: 3.56 (1, 1)	IP: 9.0 WLS: W BF: 33 H: 7 R: 3 ER: 3 SO: 3 BB: 1 IBB: 1 HBP: 0 BLK: 0 WP: 0 HR: 1 S: 37 P: 45 ERA: 3.00 WHIP: 0.889															PITCHER Milt Pappas, R ERA: 3.56 (1, 1)	IP: 9.0 WLS: W BF: 33 H: 7 R: 3 ER: 3 SO: 3 BB: 1 IBB: 1 HBP: 0 BLK: 0 WP: 0 HR: 1 S: 37 P: 45 ERA: 3.00 WHIP: 0.889		

San Francisco Giants @ Chicago Cubs
Wrigley Field, Chicago, IL
Thu Aug 13 1970, 3:33 AM CDT
Att: 24,206 - Unknown

AB 30
R 3
H 7
RBI 3
BB 2
SO 3
LOB 9



Batter	1	2	3	4	5	6	7	8	9	AB	R	H	RBI	BB	SO	LOB	BOTTOM		
Don Kessinger, S OBP: 0.342, SLG: 0.372 (1, 6)											4	0	1	0	0	0	3		
Glenn Beckert, R OBP: 0.343, SLG: 0.365 (1, 4)											5	0	2	0	0	0	3		
Billy Williams, L OBP: 0.371, SLG: 0.571 (1, 7)											5	1	1	1	0	0	3		
Jim Hickman, R OBP: 0.418, SLG: 0.599 (1, 3)											4	1	2	0	0	0	1		
Joe Pepitone, L OBP: 0.296, SLG: 0.443 (1, 8)											3	1	0	0	1	0	2		
Ron Santo, R OBP: 0.346, SLG: 0.448 (1, 5)											4	2	1	3	0	0	1		
Johnny Callison, L OBP: 0.359, SLG: 0.440 (1, 9)											4	0	2	0	0	0	1		
Randy Hundley, R OBP: 0.349, SLG: 0.404 (1, 2)											4	0	2	0	0	0	2		
Milt Pappas, R OBP: 0.189, SLG: 0.389 (1, 1)											4	1	3	2	0	0	1		
Inning Stats	R: 0 E: 0 K: 0 S: 4	H: 1 LOB: 1 BB: 0 P: 4	R: 0 E: 0 K: 0 S: 6	H: 3 LOB: 3 BB: 0 P: 6	R: 0 E: 0 K: 0 S: 4	H: 2 LOB: 1 BB: 0 P: 4	R: 2 E: 1 K: 0 S: 5	H: 1 LOB: 0 BB: 0 P: 5	R: 1 E: 1 K: 0 S: 5	H: 1 LOB: 1 BB: 0 P: 5	R: 0 E: 0 K: 0 S: 5	H: 2 LOB: 2 BB: 0 P: 5	R: 3 E: 0 K: 0 S: 5	H: 3 LOB: 0 BB: 1 P: 9	R: 0 E: 0 K: 0 S: 4	H: 1 LOB: 1 BB: 0 P: 4	1B: 10 2B: 3 3B: 0 HR: 3	SF: 0 SAC: 1 DP: 2 HBP: 0	WP: 0 PA: 39 PB: 0 SB: 1 CS: 0
PITCHER Gaylord Perry, R ERA: 3.62 Jerry Johnson, R ERA: 4.88 Mike Davison, L ERA: 6.91 (1, 1)	IP: 6.1 WLS: L BF: 34 H: 13 R: 6 ER: 4 SO: 6 BB: 0 IBB: 0 HBP: 0 BLK: 0 WP: 0 HR: 3 S: 33 P: 37 ERA: 5.68 WHIP: 2.053															PITCHER Gaylord Perry, R ERA: 3.62 Jerry Johnson, R ERA: 4.88 Mike Davison, L ERA: 6.91 (1, 1)	IP: 1.1 WLS: L BF: 4 H: 1 R: 0 ER: 0 SO: 0 BB: 0 IBB: 0 HBP: 0 BLK: 0 WP: 0 HR: 4 S: 4 P: 4 ERA: 0.00 WHIP: 0.750		

San Francisco Giants @ Chicago Cubs
Wrigley Field, Chicago, IL
Thu Aug 13 1970, 3:33 AM CDT
Att: 24,206 - Unknown

AB 37
R 6
H 14
RBI 6
BB 1
SO 0
LOB 17



Batter	1	2	3	4	5	6	7	8	9	10	11	12	13	AB	R	H	RBI	BB	SO	LOB	TOP						
Bobby Bonds, R OBP: 0.386, SLG: 0.491	K		G6-3 2H 1B			F7		F7			K			5	0	1	1	0	2	0							
Ron Hunt, R OBP: 0.403, SLG: 0.384	G3		G6-3			F5			F7		4-3			5	0	0	0	0	0	1							
Willie Mays, R OBP: 0.377, SLG: 0.504	F3					F7			F9		K			5	0	1	0	0	1	0							
Willie McCovey, L OBP: 0.427, SLG: 0.598		F7				FC5 2B			FC6-4 BB			4-3		3	0	1	0	2	0	0							
Ken Henderson, S OBP: 0.411, SLG: 0.479		F7				FC5 G5-4-3			FC6-4 1-2		K			5	0	0	0	0	2	3							
Dick Dietz, R OBP: 0.432, SLG: 0.562						G5-4-3 1-2 2-3r					K			4	0	1	0	1	1	2							
Jim Ray Hart, R OBP: 0.359, SLG: 0.468						FC5-4 1B 1-2r								5	0	1	0	0	0	2							
Hal Lanier, R OBP: 0.261, SLG: 0.281						SH1-4 1B					1-4-3 1B			5	1	1	0	0	0	1							
Juan Marichal, R OBP: 0.086, SLG: 0.055						SH1-4								3	0	0	0	0	0	1							
Bob Taylor, L OBP: 0.300, SLG: 0.263 (13, PH)														1	0	0	0	0	0	0							
Don McMahon, R OBP: 0.308, SLG: 0.182														0	0	0	0	0	0	0							
Inning Stats	R: 0 E: 0 K: 1 S: 5	H: 0 LOB: 0 BB: 0 P: 5	R: 0 E: 0 K: 0 S: 4	H: 1 LOB: 1 BB: 4 P: 4	R: 1 E: 0 K: 0 S: 4	H: 2 LOB: 0 BB: 4 P: 4	R: 0 E: 0 K: 0 S: 3	H: 1 LOB: 1 BB: 1 P: 7	R: 0 E: 0 K: 0 S: 3	H: 0 LOB: 0 BB: 0 P: 3	R: 0 E: 0 K: 1 S: 5	H: 0 LOB: 1 BB: 1 P: 7	R: 0 E: 0 K: 2 S: 7	H: 0 LOB: 0 BB: 0 P: 5	R: 0 E: 0 K: 0 S: 3	H: 0 LOB: 0 BB: 0 P: 3	R: 0 E: 0 K: 1 S: 5	H: 0 LOB: 0 BB: 0 P: 5	R: 0 E: 0 K: 0 S: 3	H: 0 LOB: 0 BB: 0 P: 3	1B: 4 2B: 2 3B: 0 HR: 0	SF: 0 SAC: 1 DP: 2 HBP: 0	WP: 0 PB: 0 SB: 0 CS: 0	PA: 45			
PITCHER	IP	WLS	BF	H	R	ER	SO	BB	IBB	HBP	BLK	WP	HR	S	P	ERA	WHIP										
Steve Carlton, L ERA: 3.93	9.0	5	32	5	1	1	2	3	0	0	0	0	0	33	45	1.00	0.889										
Chuck Taylor, R ERA: 2.91	4.0	W	13	1	0	0	4	0	0	0	0	0	0	21	21	0.00	0.250										

San Francisco Giants @ St. Louis Cardinals
Busch Stadium, St. Louis, MO
Fri Aug 14 1970, 7:05 PM CDT
Unknown

AB 41
R 1
H 6
RBI 1
BB 3
SO 6
LOB 10



Batter	1	2	3	4	5	6	7	8	9	10	11	12	13	AB	R	H	RBI	BB	SO	LOB	BOTTOM						
Lou Brock, L OBP: 0.367, SLG: 0.424	3-1 2B		F7			K			F9		F7		1-3	6	0	1	0	0	1	2							
Julian Javier, R OBP: 0.290, SLG: 0.311	F4		F8			1B 1B			6-3		F7			6	2	2	0	0	0	1							
Joe Hague, L OBP: 0.371, SLG: 0.435	3-1 2-3					FC6-4 1B			F9		K			5	0	2	0	0	1	1							
Dick Allen, R OBP: 0.372, SLG: 0.553	5-3					K			1B BB		5-3			4	0	0	0	1	2	4							
Joe Torre, R OBP: 0.392, SLG: 0.490		K				FC6-4 1-2r			1B 1-2					5	0	2	1	0	1	1							
Jose Cardenal, R OBP: 0.349, SLG: 0.423		6-3				K2-3			FC5		F3			5	0	1	0	0	1	5							
Ted Simmons, S OBP: 0.310, SLG: 0.302									F8		1-3 SH3-4 1B			4	0	1	0	1	0	1							
Dal Maxvill, R OBP: 0.314, SLG: 0.232														2	0	0	0	0	0	1							
Vic Davalillo, L OBP: 0.377, SLG: 0.466 (9, PH)									F8		SH3-4			1	0	1	0	0	0	0							
Ed Crosby, L OBP: 0.310, SLG: 0.320											2B			1	0	0	0	0	1	0							
Steve Carlton, L OBP: 0.274, SLG: 0.241														3	0	0	0	0	1	1							
Carl Taylor, R OBP: 0.360, SLG: 0.423 (9, PH)														1	0	0	0	0	0	1							
Chuck Taylor, R OBP: 0.160, SLG: 0.167														1	0	0	0	0	1	0							
Inning Stats	R: 0 E: 0 K: 0 S: 4	H: 1 LOB: 1 BB: 0 P: 4	R: 0 E: 0 K: 1 S: 5	H: 0 LOB: 1 BB: 1 P: 9	R: 0 E: 0 K: 2 S: 8	H: 1 LOB: 1 BB: 0 P: 8	R: 0 E: 0 K: 1 S: 5	H: 0 LOB: 0 BB: 0 P: 5	R: 1 E: 0 K: 2 S: 10	H: 3 LOB: 2 BB: 0 P: 10	R: 0 E: 0 K: 0 S: 4	H: 1 LOB: 1 BB: 1 P: 8	R: 0 E: 0 K: 0 S: 5	H: 0 LOB: 0 BB: 0 P: 5	R: 0 E: 0 K: 0 S: 3	H: 1 LOB: 0 BB: 0 P: 3	R: 0 E: 0 K: 2 S: 7	H: 0 LOB: 0 BB: 0 P: 7	R: 1 E: 1 K: 0 S: 2	H: 1 LOB: 1 BB: 0 P: 2	1B: 8 2B: 2 3B: 0 HR: 0	SF: 0 SAC: 2 DP: 0 HBP: 0	WP: 1 PB: 0 SB: 0 CS: 1	PA: 48			
PITCHER	IP	WLS	BF	H	R	ER	SO	BB	IBB	HBP	BLK	WP	HR	S	P	ERA	WHIP										
Juan Marichal, R ERA: 4.47	12.0	4	46	9	1	1	9	2	0	0	0	0	0	62	70	0.75	0.917										
Don McMahon, R ERA: 3.24	0.0	L	2	1	1	0	0	0	0	0	0	0	0	1	0	2	2										

San Francisco Giants @ St. Louis Cardinals
Busch Stadium, St. Louis, MO
Fri Aug 14 1970, 7:05 PM CDT
Unknown

AB 44
R 2
H 10
RBI 1
BB 2
SO 9
LOB 18



Batter	1	2	3	4	5	6	7	8	9	10	AB	R	H	RBI	BB	SO	LOB	TOP									
Bobby Bonds, R OBP: 0.388, SLG: 0.496 (1.8, 10.9)	K			K		FC6 2B		2B BB		K	4	0	2	2	1	2	0	San Francisco Giants @ St. Louis Cardinals Busch Stadium, St. Louis, MO Fri Aug 14 1970, 7:05 PM CDT Att: 36,349 - Unknown									
Tito Fuentes, S OBP: 0.302, SLG: 0.330 (1.4, 8.6)	F9			F8 2B		FC6 CS		F9		K	5	0	1	0	0	1	3										
Ken Henderson, S OBP: 0.411, SLG: 0.490 (1.9, 10.7)	1-3			F8		CS		HR		2B	4	1	2	1	0	0	1										
Willie McCovey, L OBP: 0.426, SLG: 0.593 (1.3)	K			1-3				4-3		G5-4-3 BB	3	0	0	0	1	1	1										
Jim Ray Hart, R OBP: 0.380, SLG: 0.455 (1.7, 7.5)	6-3							F4		G5-4-3	4	0	0	0	0	0	1										
Al Gallagher, R OBP: 0.340, SLG: 0.384 (1.5, 7.1)	6-3							4-3		K	3	0	0	0	0	0	0										
Don McMahon, R OBP: 0.286, SLG: 0.167 (10.1)											1	0	0	0	0	1	0										
Mike Davison, L (10.1)											0	0	0	0	0	0	0										
Russ Gibson, R OBP: 0.314, SLG: 0.333 (8. PH)											2	0	0	0	0	0	0										
Dick Dietz, R OBP: 0.432, SLG: 0.561 (8.2)											1	1	0	0	1	0	0										
Hal Lanier, R OBP: 0.262, SLG: 0.282 (8. PH)											2	1	1	0	0	0	0										
Ron Hunt, R OBP: 0.403, SLG: 0.393 (8.4)											2	1	1	2	0	0	0										
Skip Pitlock, L OBP: 0.111, SLG: 0.235 (7.7)											1	0	0	0	0	1	0										
Frank Johnson, R OBP: 0.353, SLG: 0.375 (10.8)											2	1	1	0	0	0	0										
Willie Mays, R OBP: 0.377, SLG: 0.504 (10.8)											0	0	0	0	0	0	0										
Inning Stats	R: 0 E: 0 K: 1 S: 5	H: 0 LOB: 0 BB: 0 P: 5	R: 0 E: 0 K: 1 S: 5	H: 0 LOB: 0 BB: 0 P: 5	R: 0 E: 0 K: 1 S: 5	H: 0 LOB: 0 BB: 0 P: 5	R: 0 E: 0 K: 1 S: 6	H: 1 LOB: 1 BB: 0 P: 6	R: 0 E: 0 K: 0 S: 3	H: 0 LOB: 0 BB: 0 P: 3	R: 1 E: 0 K: 0 S: 4	H: 2 LOB: 0 BB: 0 P: 4	R: 1 E: 0 K: 0 S: 4	H: 1 LOB: 0 BB: 0 P: 4	R: 2 E: 0 K: 0 S: 4	H: 2 LOB: 2 BB: 2 P: 12	R: 0 E: 0 K: 1 S: 4	H: 0 LOB: 0 BB: 1 P: 8	R: 1 E: 0 K: 1 S: 7	H: 2 LOB: 1 BB: 0 P: 7	1B: 2 2B: 4 3B: 0 HR: 2	SF: 0 SAC: 1 DP: 1 HBP: 0	WP: 0 PA: 39				
PITCHER	IP	WLS	BF	H	R	ER	SO	BB	IBB	HBP	BLK	WP	HR	S	P	ERA	WHIP										
Jerry Reuss, L ERA: 4.85	(1.1)	7.1	28	5	4	4	4	2	0	0	0	0	2	34	42	4.91	0.955										
Chuck Taylor, R ERA: 2.89	(8.1)	0.2	2	1	0	0	0	0	0	0	0	0	0	2	2	0.00	1.500										
Tom Hilgendorf, L ERA: 2.35	(9.1)	2.0	L	8	2	1	1	2	1	0	0	0	0	11	15	4.50	1.500										

Batter	1	2	3	4	5	6	7	8	9	10	AB	R	H	RBI	BB	SO	LOB	BOTTOM									
Lou Brock, L OBP: 0.365, SLG: 0.427 (1.7, 10.9)	K	K			4-3	HR		G3		3-1	6	1	1	2	0	2	3	San Francisco Giants @ St. Louis Cardinals Busch Stadium, St. Louis, MO Fri Aug 14 1970, 7:05 PM CDT Att: 36,349 - Unknown									
Julian Javier, R OBP: 0.291, SLG: 0.312 (1.4, 8.6)	BB 1B			K	1B FC5-4	F7		F7			5	1	2	0	0	1	1										
Carl Taylor, R OBP: 0.374, SLG: 0.422 (1.9, 8.3)	4-0										3	0	1	0	1	0	0										
Joe Hague, L OBP: 0.370, SLG: 0.434 (8.3)	1-2			5-3		FC5-4		F9		F6	1	0	0	0	0	0	0										
Dick Allen, R OBP: 0.374, SLG: 0.552 (1.3, 5. PR)	4-0										1	0	0	1	2	0	1										
Jim Beauchamp, R OBP: 0.333, SLG: 0.338 (6.3)	BB										0	1	0	0	1	0	0										
Leron Lee, L OBP: 0.290, SLG: 0.330 (8.9)	1-2 2-3										0	0	0	0	1	0	0										
Joe Torre, R OBP: 0.353, SLG: 0.486 (1.5)	F6										4	0	1	0	1	0	5										
Jose Cardenal, R OBP: 0.352, SLG: 0.432 (1.8)	F2										5	0	3	1	0	1	6										
Ted Simmons, S OBP: 0.307, SLG: 0.299 (1.2)											5	0	1	0	0	1	2										
Dal Maxvill, R OBP: 0.319, SLG: 0.230 (1.6)											2	1	0	0	3	0	2										
Jerry Reuss, L (1.1)											2	0	0	0	0	2	2										
Chuck Taylor, R ERA: 3.12	(8.1)	2.2	W	11	3	0	0	1	2	0	0	0	0	0	0	0	1										
Bob Gibson, R OBP: 0.353, SLG: 0.410 (8. PH)	(9.1)										1	0	0	0	0	0	1										
Tom Hilgendorf, S (9.1)											0	0	0	0	0	0	0										
Vic Davalillo, L OBP: 0.375, SLG: 0.462 (10. PH)	(10.1)										1	0	0	0	0	0	1										
Inning Stats	R: 0 E: 0 K: 1 S: 6	H: 1 LOB: 3 BB: 2 P: 14	R: 0 E: 0 K: 2 S: 7	H: 0 LOB: 1 BB: 1 P: 11	R: 0 E: 0 K: 1 S: 5	H: 0 LOB: 1 BB: 1 P: 9	R: 0 E: 0 K: 2 S: 8	H: 1 LOB: 1 BB: 0 P: 8	R: 1 E: 0 K: 1 S: 7	H: 2 LOB: 3 BB: 1 P: 11	R: 2 E: 0 K: 0 S: 4	H: 1 LOB: 1 BB: 1 P: 8	R: 1 E: 0 K: 0 S: 4	H: 1 LOB: 1 BB: 1 P: 8	R: 0 E: 0 K: 1 S: 5	H: 0 LOB: 1 BB: 1 P: 9	R: 0 E: 0 K: 0 S: 3	H: 2 LOB: 2 BB: 1 P: 7	R: 0 E: 0 K: 0 S: 4	H: 1 LOB: 1 BB: 0 P: 4	1B: 6 2B: 1 3B: 1 HR: 1	SF: 0 SAC: 1 DP: 0 HBP: 0	WP: 1 PA: 46				
PITCHER	IP	WLS	BF	H	R	ER	SO	BB	IBB	HBP	BLK	WP	HR	S	P	ERA	WHIP										
Skip Pitlock, L ERA: 4.5	(1.1)	6.2	33	6	4	4	7	7	0	0	0	1	1	40	68	5.40	1.950										
Don McMahon, R ERA: 3.12	(7.1)	2.2	W	11	3	0	0	1	2	0	0	0	0	11	19	0.00	1.875										
Mike Davison, L ERA: 6.75	(10.1)	0.2	S	2	0	0	0	0	0	0	0	0	0	2	2	0.00	0.000										

Batter	1	2	3	4	5	6	7	8	9	AB	R	H	RBI	BB	SO	LOB	TOP								
Bobby Bonds, R OBP: 0.387, SLG: 0.500 (1, 9)	0-0 6-3		0-0 F5			0-0 HR		0-0 F7		4	1	1	1	0	0	1	San Francisco Giants @ St. Louis Cardinals Busch Stadium, St. Louis, MO Sat Aug 15 1970, 7:05 PM CDT Att: 35,835 - Unknown								
Tito Fuentes, S OBP: 0.301, SLG: 0.328 (1, 4)	0-0 5-3		0-0 6-3			0-0 F8		0-0 1B		4	0	1	0	0	0	0									
Willie Mays, R OBP: 0.376, SLG: 0.500 (1, 8)	4-0 BB			0-0 F8		0-0 F4		0-3 K		3	0	0	0	1	1	1									
Willie McCovey, L OBP: 0.424, SLG: 0.598 (1, 3)	0-0 4-3			0-0 F8		0-0 F9			0-0 HR	4	1	1	1	0	0	1									
Ken Henderson, S OBP: 0.410, SLG: 0.487 (1, 7)		0-0 4-3		0-0 F8			0-0 F7		0-0 1B	4	1	1	0	0	0	0									
Dick Dietz, R OBP: 0.431, SLG: 0.557 (1, 2)					0-0 F8			0-0 F2		4	0	1	0	0	0	1									
Jim Ray Hart, R OBP: 0.354, SLG: 0.453 (1, 5)					0-0 5-3			4-0 1B		3	0	1	0	1	1	1									
Hal Lanier, R OBP: 0.265, SLG: 0.285 (1, 6)					0-0 5-3			0-0 1B		4	0	2	1	0	0	2									
Frank Reberger, L OBP: 0.206, SLG: 0.233 (7, 1)			0-3 K						0-0 5-3	2	0	0	0	0	0	1									
Mike Davison, L OBP: 0.229, SLG: 0.189 (8, PH)										1	0	0	0	0	0	0									
Ron Hunt, R OBP: 0.440, SLG: 0.395 (8, PH)										0	0	0	0	0	0	0									
Don Mason, R OBP: 0.275, SLG: 0.189 (8, PH)										0	0	0	0	0	0	0									
Don Carrithers, R OBP: 0.335, SLG: 0.382 (8, PH)										0	0	0	0	0	0	0									
Bob Taylor, L OBP: 0.302, SLG: 0.263 (8, PH)										0	0	0	0	0	0	0									
Al Gallagher, R OBP: 0.335, SLG: 0.382 (8, PH)										1	0	0	0	0	0	1									
Jerry Johnson, R OBP: 0.335, SLG: 0.382 (8, PH)										0	0	0	0	0	0	0									
Inning Stats	R: 0 E: 0 K: 0 S: 3	H: 0 LOB: 1 BB: 1 P: 7	R: 0 E: 0 K: 1 S: 6	H: 1 LOB: 1 BB: 0 P: 6	R: 0 E: 0 K: 1 S: 5	H: 0 LOB: 0 BB: 0 P: 5	R: 0 E: 0 K: 0 S: 3	H: 0 LOB: 0 BB: 0 P: 3	R: 0 E: 0 K: 0 S: 4	H: 1 LOB: 1 BB: 0 P: 4	R: 1 E: 0 K: 0 S: 4	H: 1 LOB: 0 BB: 0 P: 4	R: 0 E: 0 K: 0 S: 4	H: 1 LOB: 1 BB: 0 P: 4	R: 0 E: 0 K: 1 S: 6	H: 2 LOB: 1 BB: 0 P: 6	R: 2 E: 0 K: 0 S: 5	H: 3 LOB: 1 BB: 1 P: 9	1B: 7 2B: 0 3B: 0 HR: 2	SF: 0 SAC: 0 DP: 0 HBP: 0	WP: 0 PB: 0 SB: 1 CS: 0	PA: 36			
PITCHER	IP	WLS	BF	H	R	ER	SO	BB	IBB	HBP	BLK	WP	HR	S	P	ERA	WHIP								
Nelson Briles, R ERA: 6.69 (1, 1)	8.2	L	35	9	3	3	3	1	1	0	0	0	2	39	47	3.12	1.154								
Tom Hilgendorf, L ERA: 2.25 (9, 1)	0.1		1	0	0	0	0	0	0	0	0	0	0	1	1	0.00	0.000								

Batter	1	2	3	4	5	6	7	8	9	AB	R	H	RBI	BB	SO	LOB	BOTTOM								
Lou Brock, L OBP: 0.364, SLG: 0.425 (1, 7)	0-3 K		0-3 K				0-0 G4-6-3			4	1	1	0	0	2	2	San Francisco Giants @ St. Louis Cardinals Busch Stadium, St. Louis, MO Sat Aug 15 1970, 7:05 PM CDT Att: 35,835 - Unknown								
Julian Javier, R OBP: 0.288, SLG: 0.309 (1, 4)	0-3 K		0-0 F9		0-0 FC4-6			0-0 F8		4	0	0	0	0	1	2									
Carl Taylor, R OBP: 0.373, SLG: 0.426 (1, 9)	0-0 F3		0-0 2B		0-0 F9			4-0 BB		3	0	1	1	1	0	1									
Joe Torre, R OBP: 0.391, SLG: 0.486 (1, 5)		0-0 1B	0-3 K			0-0 4-3		0-3 K		4	1	1	0	0	2	2									
Joe Hague, L OBP: 0.365, SLG: 0.428 (1, 3)		0-3 K	0-0 4-3			0-0 4-3		0-3 K		4	0	0	0	0	2	3									
Jose Cardenal, R OBP: 0.351, SLG: 0.429 (1, 8)		4-0 SF9		0-0 F6		0-3 K		0-3 K		3	0	0	0	1	2	0									
Ted Simmons, S OBP: 0.312, SLG: 0.299 (1, 2)		0-0 1B		0-0 3-1			4-0 BB	0-3 K		3	0	1	0	1	1	0									
Dal Maxvill, R OBP: 0.316, SLG: 0.229 (1, 6)		0-0 SF9		0-0 F9			0-0 P1		0-0 1-3	2	0	0	1	0	0	1									
Vic Davallio, L OBP: 0.373, SLG: 0.458 (8, PH)		2-3 3-H								1	0	0	0	0	0	0									
Nelson Briles, R OBP: 0.179, SLG: 0.296 (9, 1)		0-0 1-3			0-0 F6		4-0 G4-6-3			2	0	0	0	1	0	2									
Inning Stats	R: 0 E: 0 K: 2 S: 7	H: 2 LOB: 2 BB: 1 P: 11	R: 1 E: 0 K: 2 S: 9	H: 1 LOB: 1 BB: 0 P: 9	R: 0 E: 0 K: 0 S: 3	H: 0 LOB: 0 BB: 0 P: 3	R: 0 E: 0 K: 0 S: 4	H: 1 LOB: 1 BB: 0 P: 4	R: 0 E: 0 K: 1 S: 5	H: 0 LOB: 0 BB: 2 P: 5	R: 0 E: 0 K: 0 S: 2	H: 0 LOB: 1 BB: 2 P: 10	R: 0 E: 0 K: 2 S: 7	H: 0 LOB: 0 BB: 1 P: 11	R: 0 E: 0 K: 2 S: 7	H: 0 LOB: 0 BB: 0 P: 7	1B: 3 2B: 1 3B: 0 HR: 0	SF: 1 SAC: 0 DP: 1 HBP: 0	WP: 0 PB: 0 SB: 1 CS: 0	PA: 35					
PITCHER	IP	WLS	BF	H	R	ER	SO	BB	IBB	HBP	BLK	WP	HR	S	P	ERA	WHIP								
Frank Reberger, R ERA: 5.91 (1, 1)	6.1		27	4	2	1	6	3	0	0	0	0	0	36	48	1.42	1.105								
Mike Davison, L ERA: 8.4 (7, 1)	0.2		1	0	0	0	0	0	0	0	0	0	0	1	1	0.00	0.000								
Don Carrithers, R ERA: 4.73 (8, 1)	1.0	W	4	0	0	0	2	1	0	0	0	0	0	7	11	0.00	1.000								
Jerry Johnson, R ERA: 4.78 (9, 1)	1.0	S	3	0	0	0	2	0	0	0	0	0	0	7	7	0.00	0.000								

AB	34
R	3
H	9
RBI	3
BB	2
SO	3
LOB	9



AB	30
R	2
H	4
RBI	2
BB	4
SO	10
LOB	13



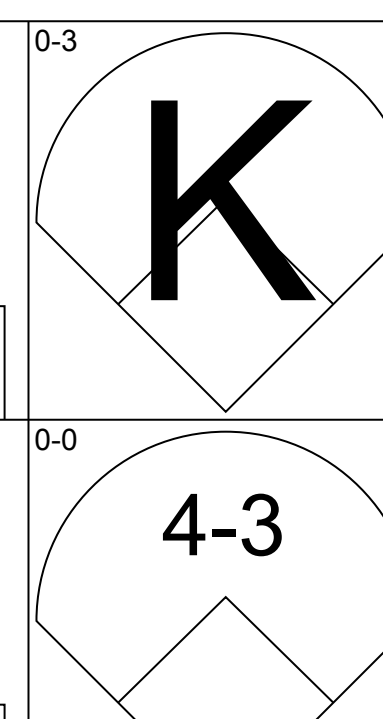
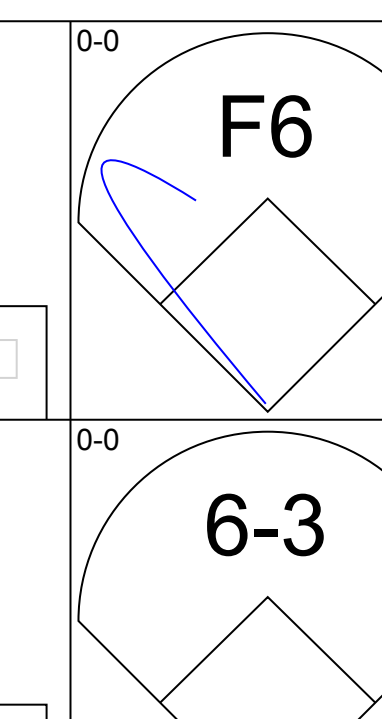
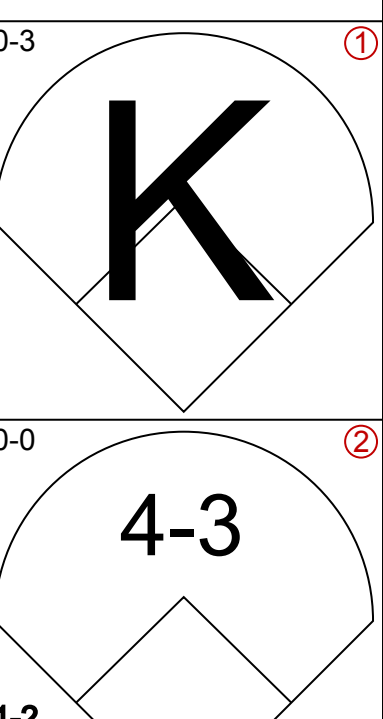
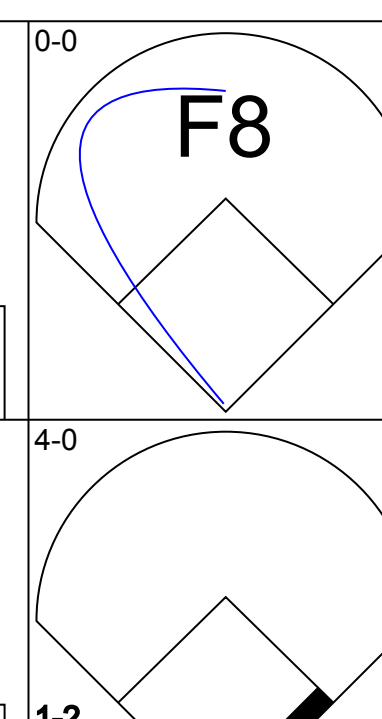
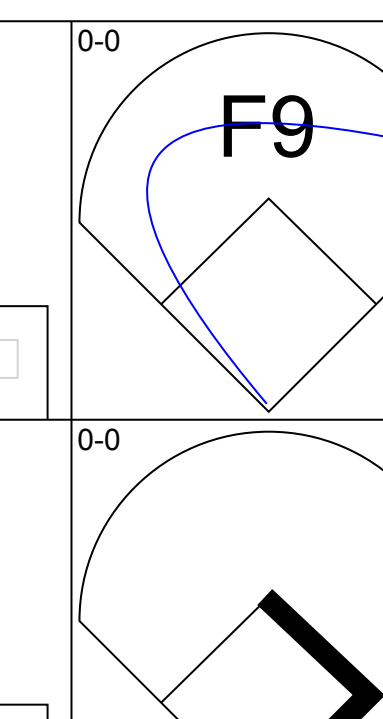

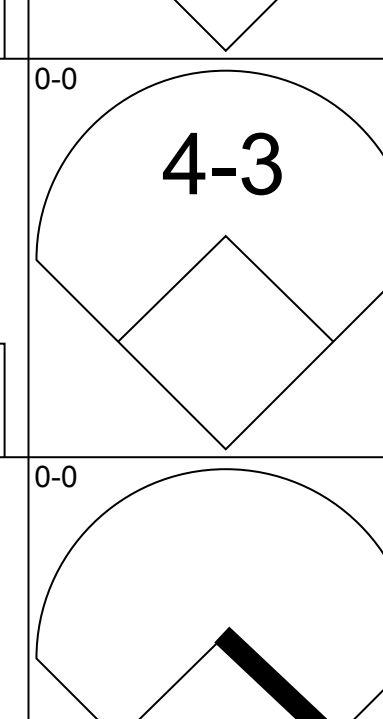
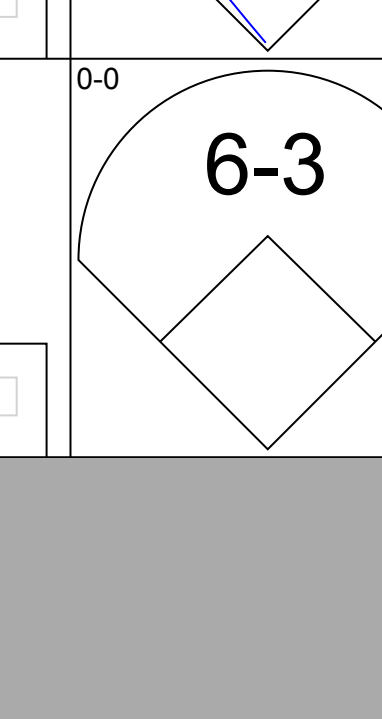
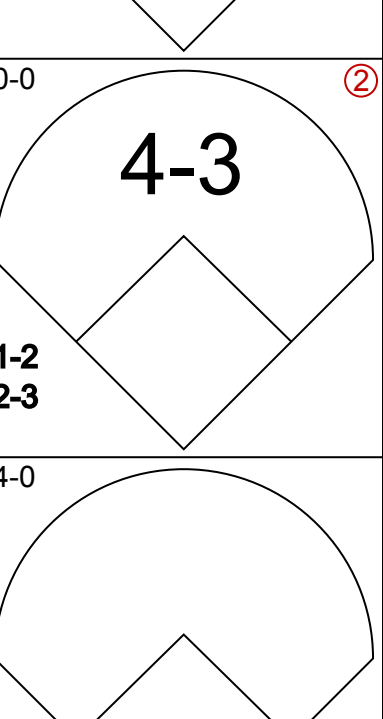
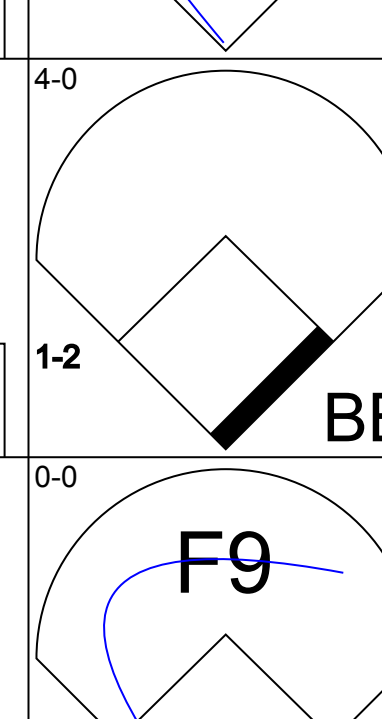
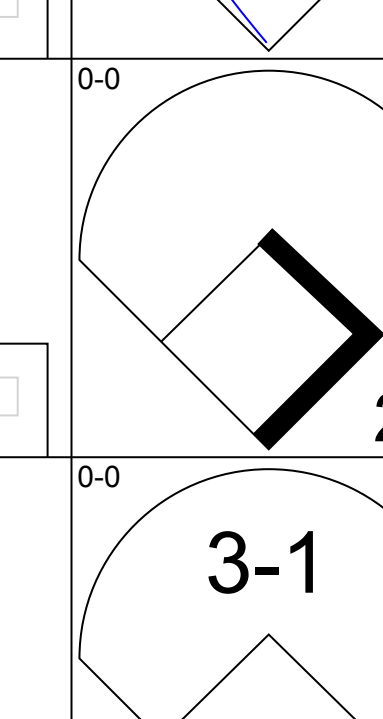
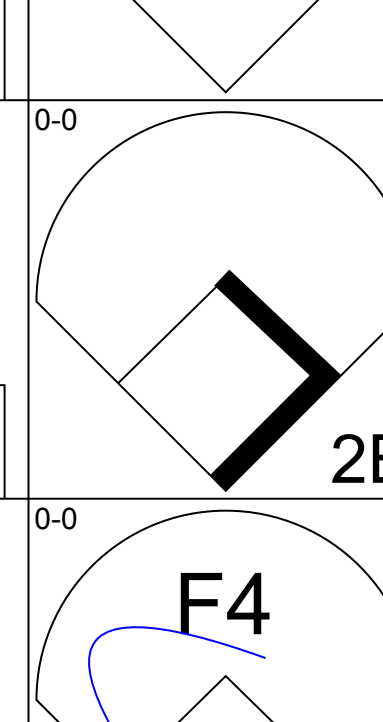
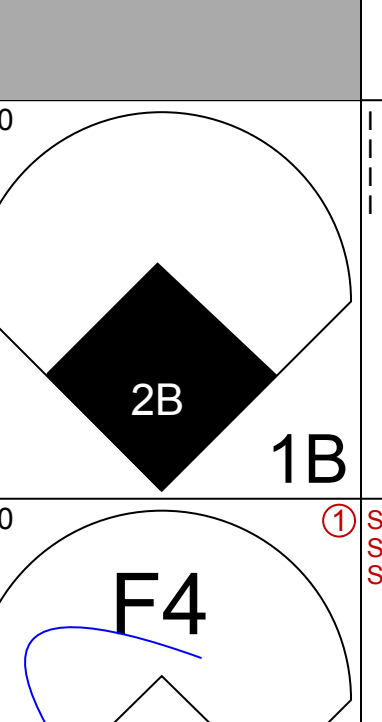
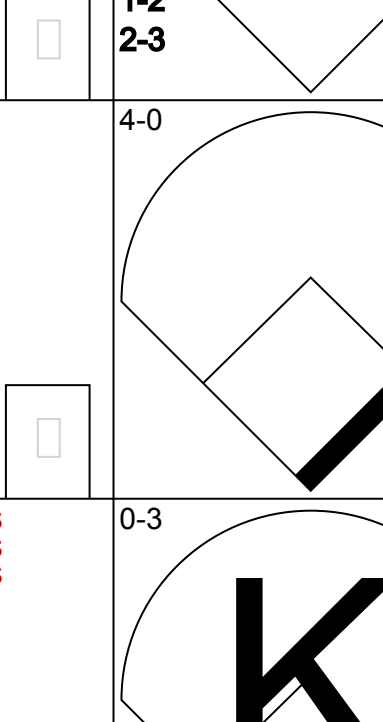
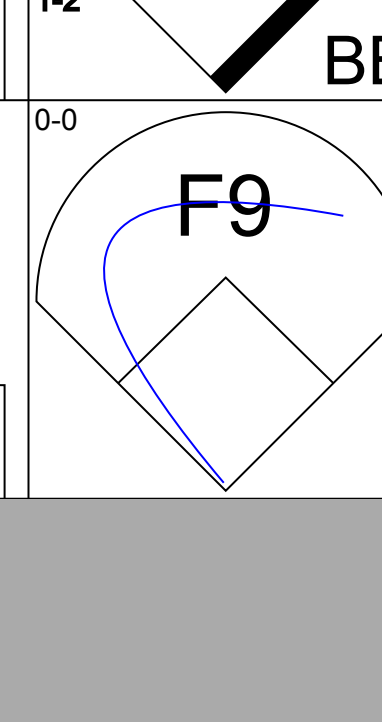
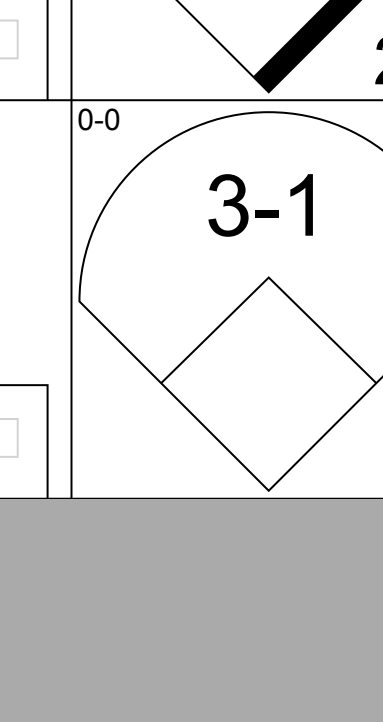
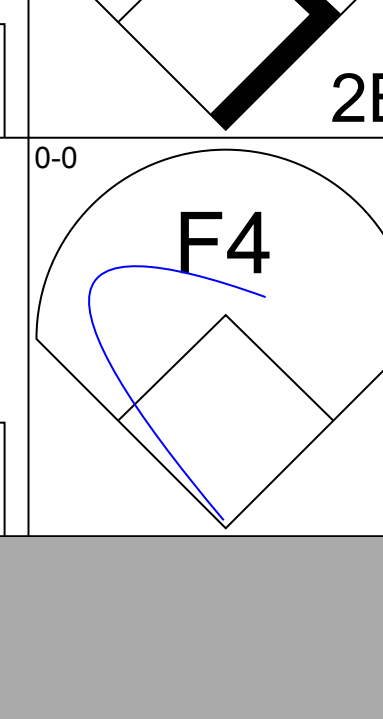
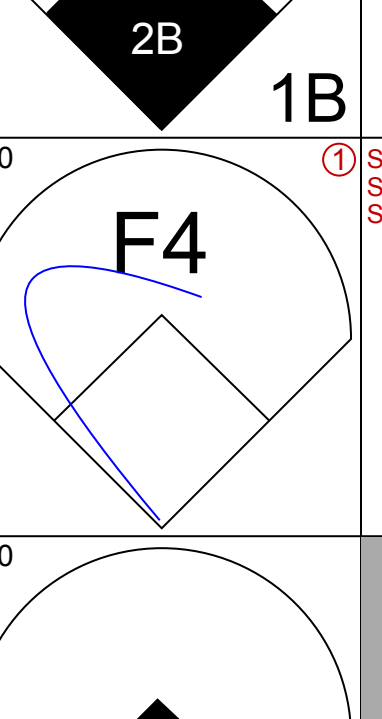
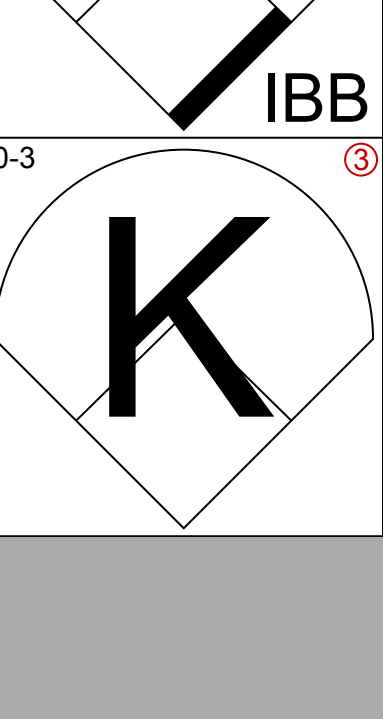
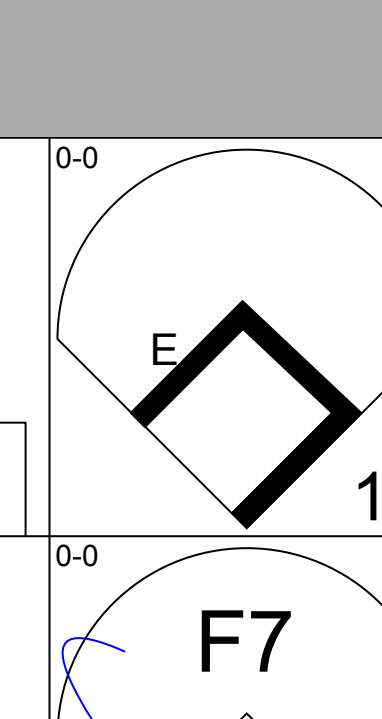
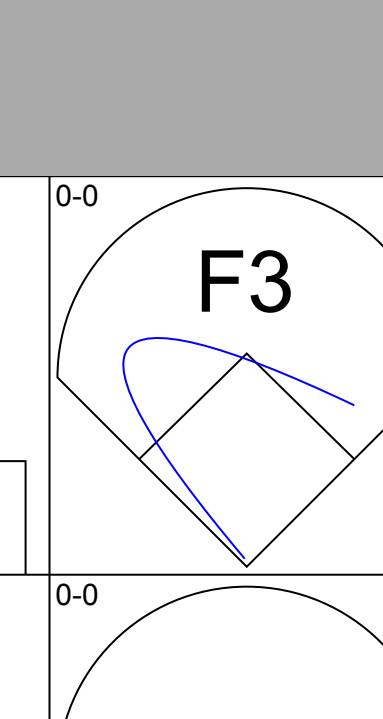
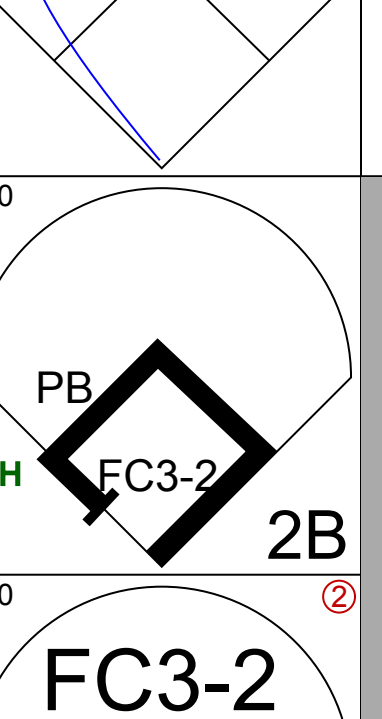
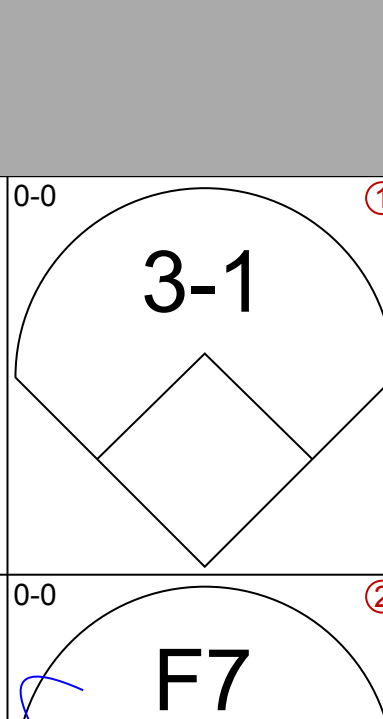
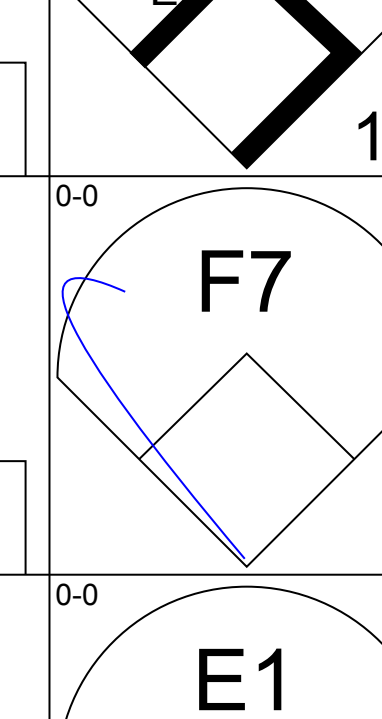
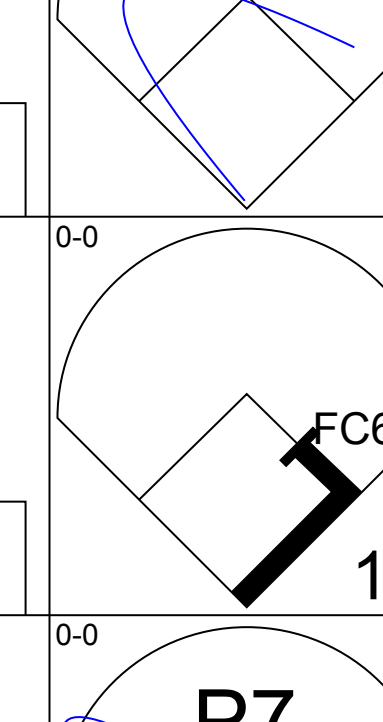
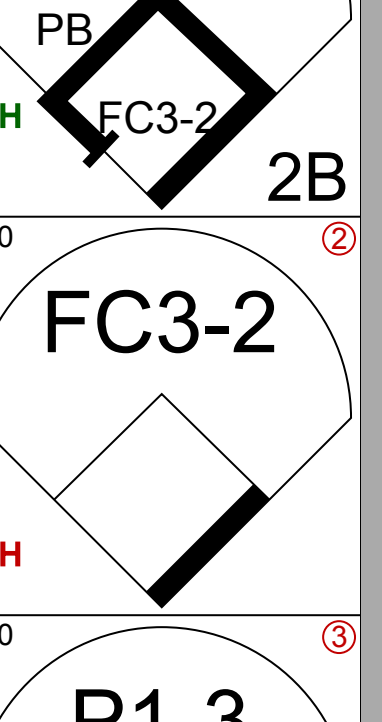
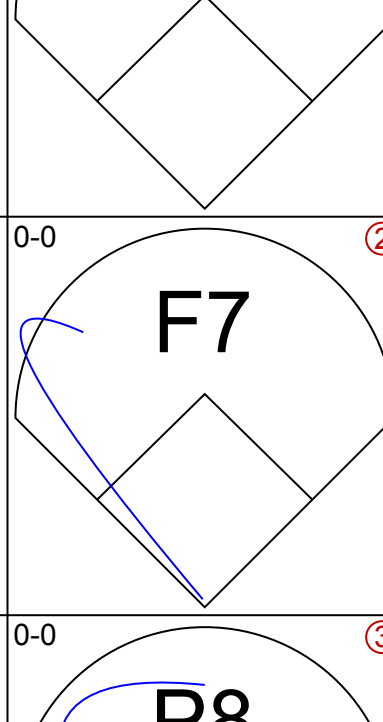
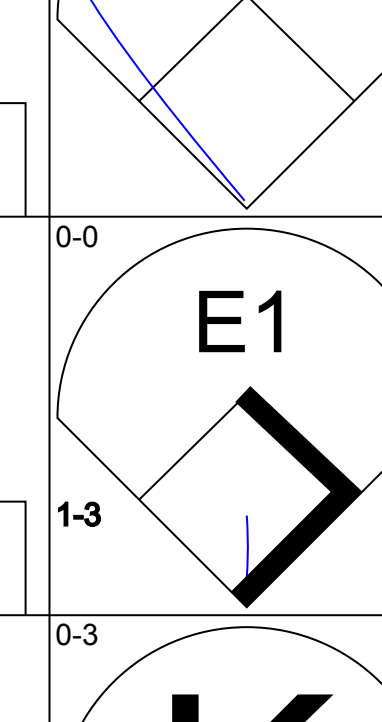
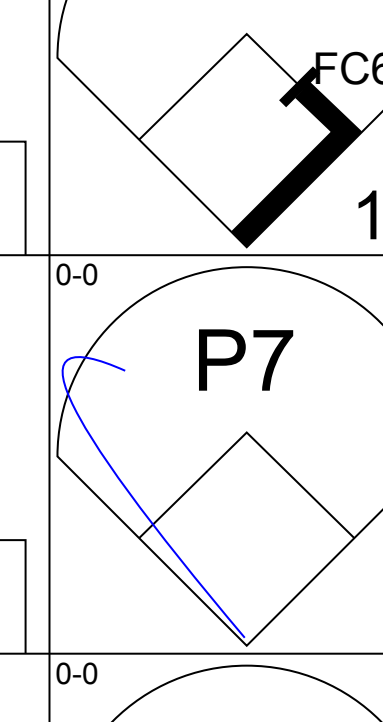
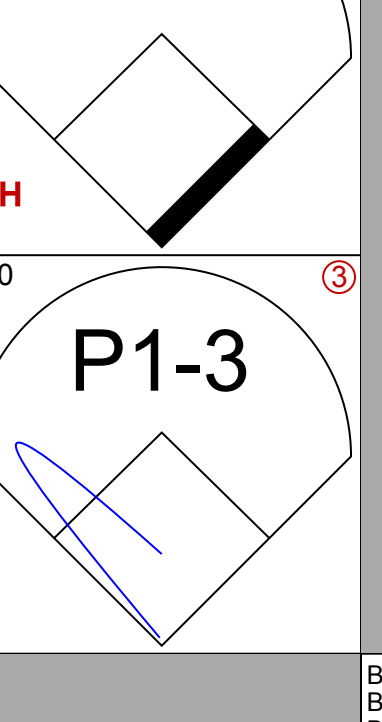
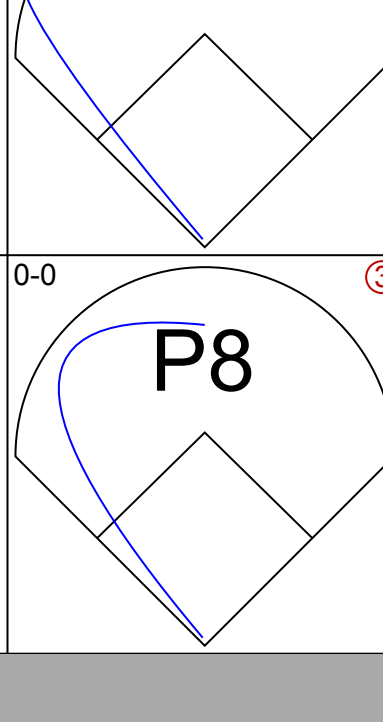
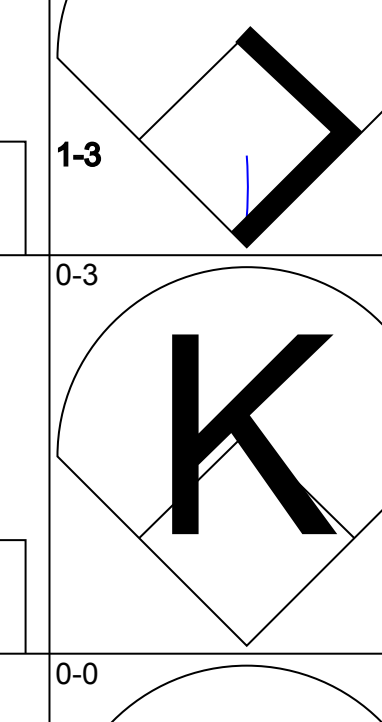
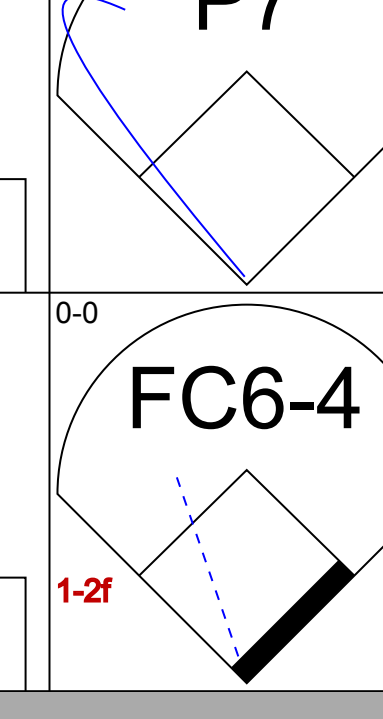
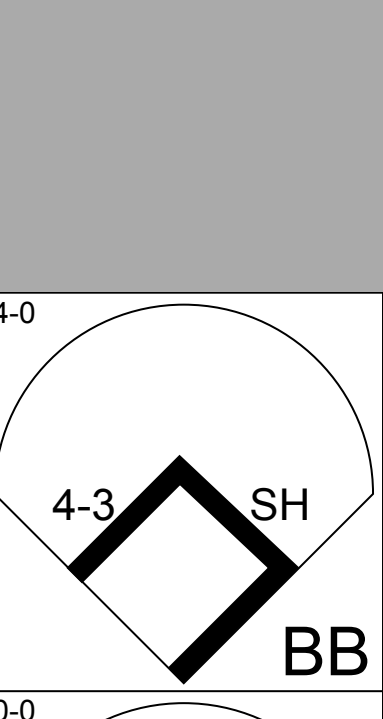
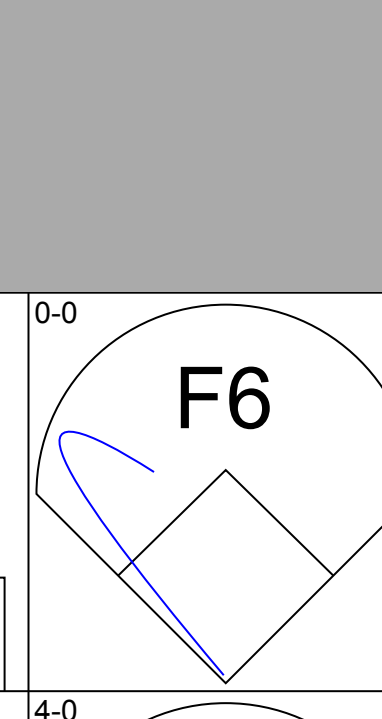

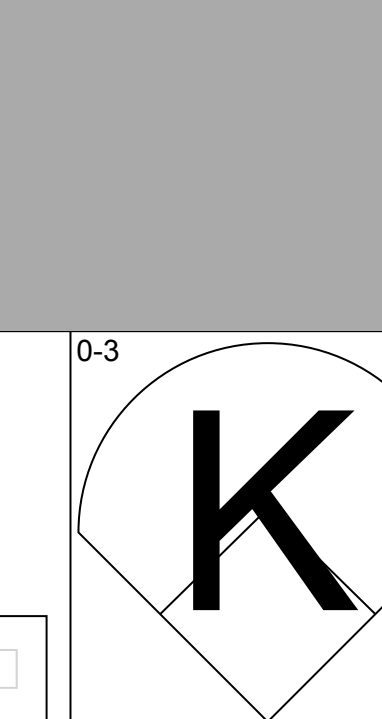
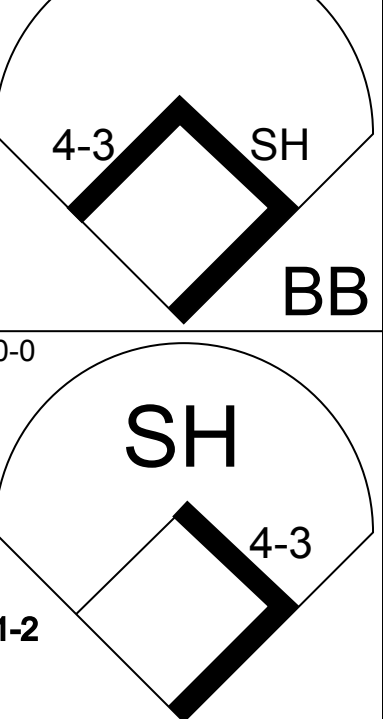
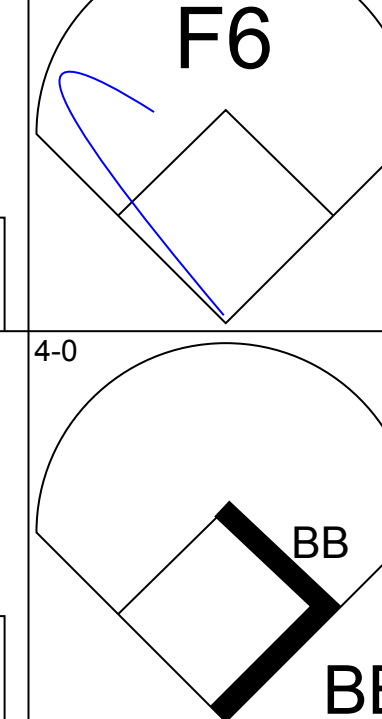
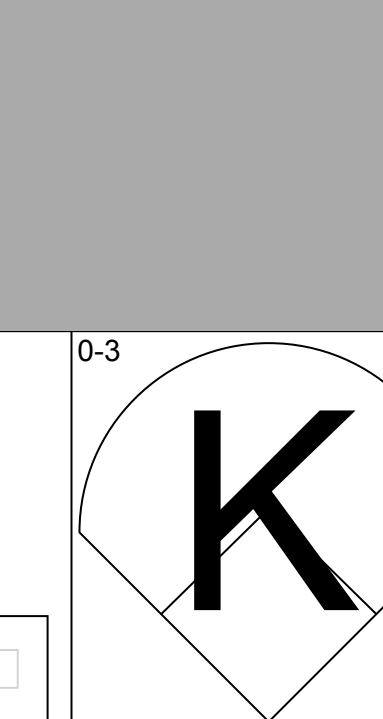
Batter	1	2	3	4	5	6	7	8	9	AB	R	H	RBI	BB	SO	LOB	TOP								
Bobby Bonds, R OBP: 0.387, SLG: 0.500 (1, 9)	F9		K	K				FC1-5 2B		4	0	1	0	1	2	0	San Francisco Giants @ St. Louis Cardinals Busch Stadium, St. Louis, MO Sun Aug 16 1970, 3:33 AM CDT Att: 28,093 - Unknown								
Tito Fuentes, S OBP: 0.299, SLG: 0.324 (1, 4)	4-3		BB BB			F7	F8	FC1-5 1B		4	0	0	0	1	0	4									
Willie Mays, R OBP: 0.371, SLG: 0.493 (1, 8)	K		F8			6-3		F9	K	5	0	0	0	0	2	2									
Willie McCovey, L OBP: 0.426, SLG: 0.597 (1, 3)		F8	BB BB			G3			3B 1B	4	1	2	0	1	0	0									
Ken Henderson, S OBP: 0.412, SLG: 0.495 (1, 7)		F4	BB BB						F4	4	1	2	1	1	0	2									
Dick Dietz, R OBP: 0.433, SLG: 0.557 Russ Gibson, R OBP: 0.324, SLG: 0.344 (7, 2)			BB 1B	6-3				FC6-5 2B	SF9 3B	2	2	1	0	2	0	3									
Jim Ray Hart, R OBP: 0.337, SLG: 0.460 Al Gallagher, R OBP: 0.337, SLG: 0.381 (7, 5)			BB 1B		E 5-3	2B		FC6-5 BB 1B	SF9 BB	2	1	1	1	1	0	2									
Hal Lanier, R OBP: 0.270, SLG: 0.287 (1, 6)			BB 1B		K			E7 1B		4	0	2	2	1	1	2									
Ron Bryant, S OBP: 0.125, SLG: 0.067 Jerry Johnson, R (8, 1)			3-1		5-3			6-3		4	0	0	1	0	0	6									
Inning Stats	R: 0 E: 0 K: 1 S: 5	H: 0 LOB: 0 BB: 5	R: 1 E: 0 K: 0 S: 5	H: 2 LOB: 2 BB: 1 P: 9	R: 0 E: 0 K: 1 S: 5	H: 0 LOB: 3 BB: 3 P: 17	R: 1 E: 1 K: 2 S: 8	H: 1 LOB: 0 BB: 0 P: 8	R: 0 E: 0 K: 0 S: 3	H: 0 LOB: 0 BB: 3 P: 3	R: 1 E: 1 K: 0 S: 5	H: 2 LOB: 3 BB: 2 P: 13	R: 2 E: 0 K: 0 S: 5	H: 2 LOB: 2 BB: 2 P: 13	R: 0 E: 0 K: 1 S: 7	H: 2 LOB: 2 BB: 0 P: 7		R: 0 E: 0 K: 1 S: 6	H: 1 LOB: 1 BB: 0 P: 6	1B: 6 2B: 3 3B: 1 HR: 0	SF: 1 SAC: 0 DP: 0 HBP: 0	WP: 1 PB: 0 SB: 0 CS: 0	PA: 45		
PITCHER	IP	WLS	BF	H	R	ER	SO	BB	IBB	HBP	BLK	WP	HR	S	P	ERA	WHIP								
Harry Parker, R ERA: 4.68 (1, 1)	2.2		14	2	1	1	2	4	0	0	0	0	0	14	30	3.38	2.250								
Reggie Cleveland, R ERA: 11.37 (3, 1)	3.2	L	19	5	4	3	2	2	1	0	0	0	0	20	32	7.36	1.909								
Frank Linzy, R ERA: 4.15 (7, 1)	0.0		0	0	0	0	0	0	0	0	0	0	0	0	0	∞	∞								
Tom Hilgendorf, L ERA: 2.0 (9, 1)	1.0		4	1	0	0	1	0	0	0	0	1	0	6	6	0.00	1.000								

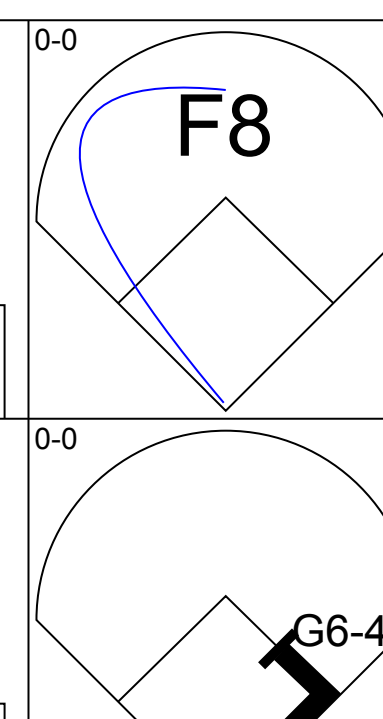
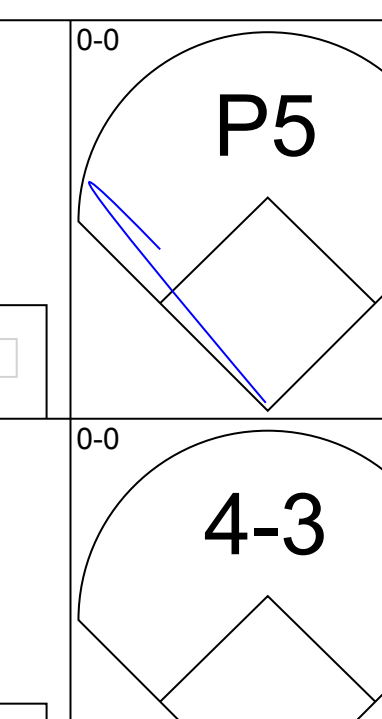
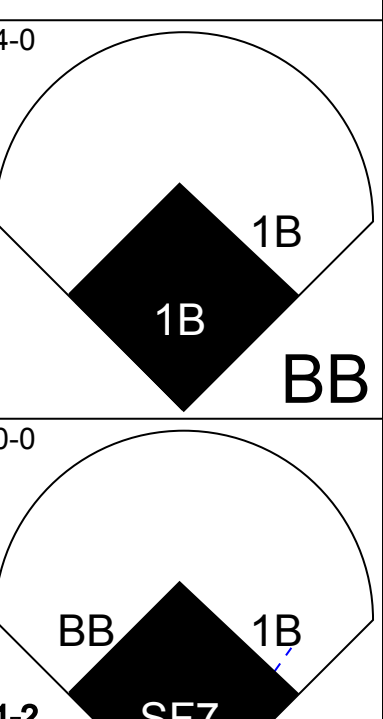
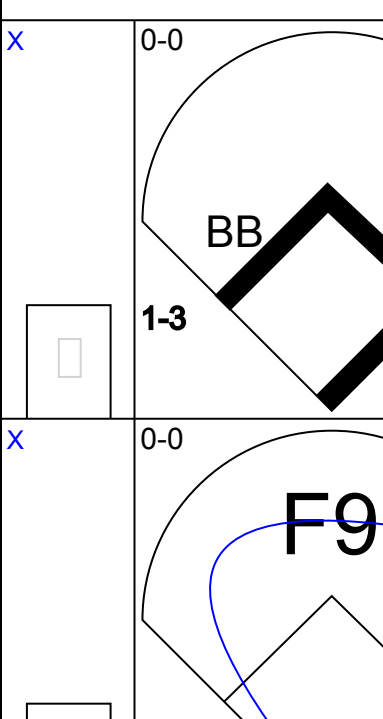
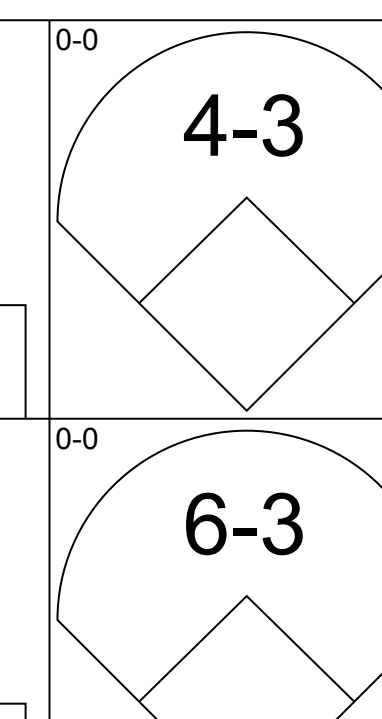

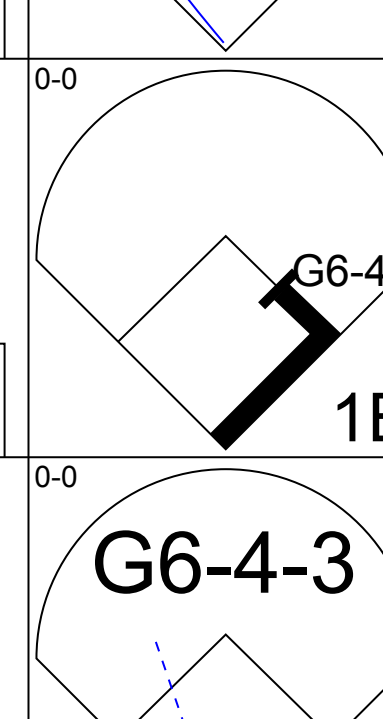
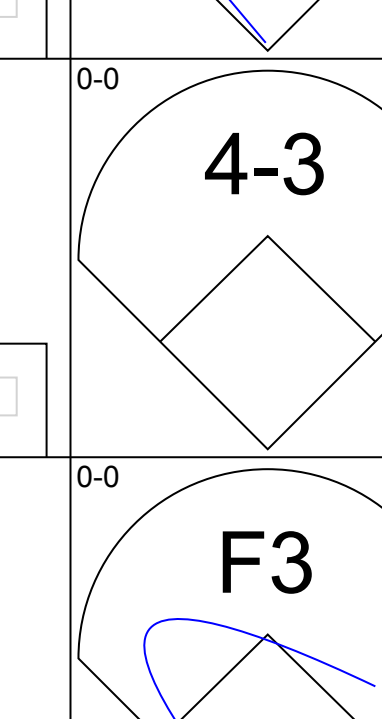
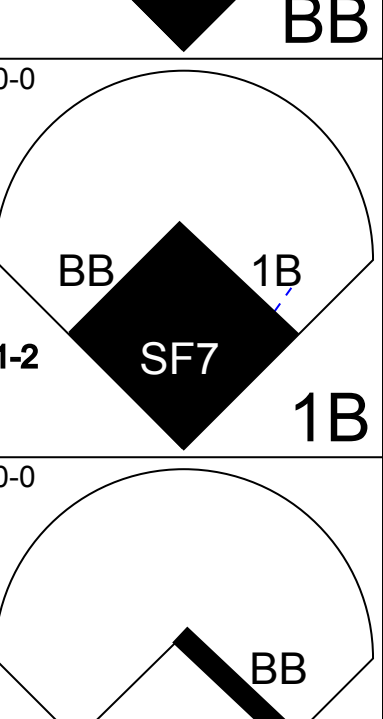
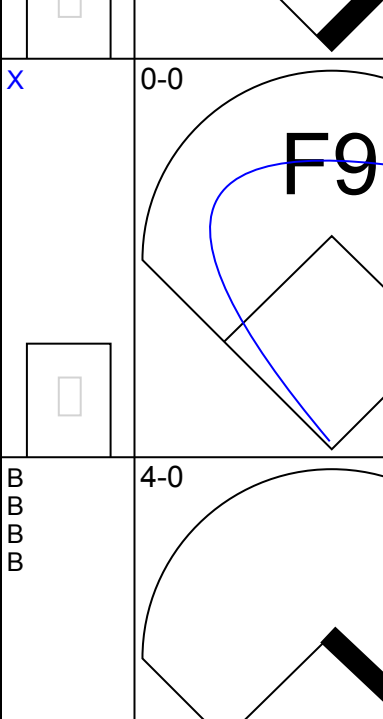


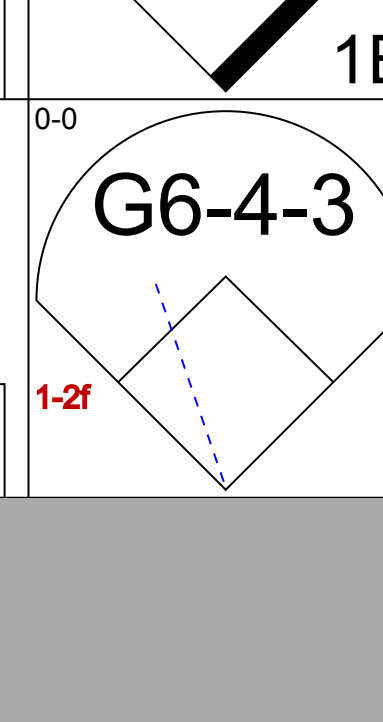
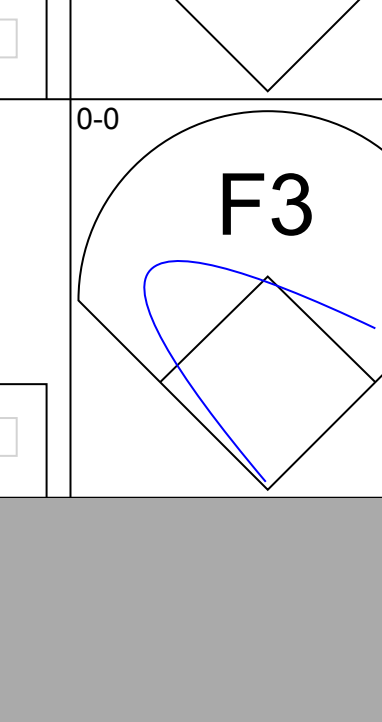
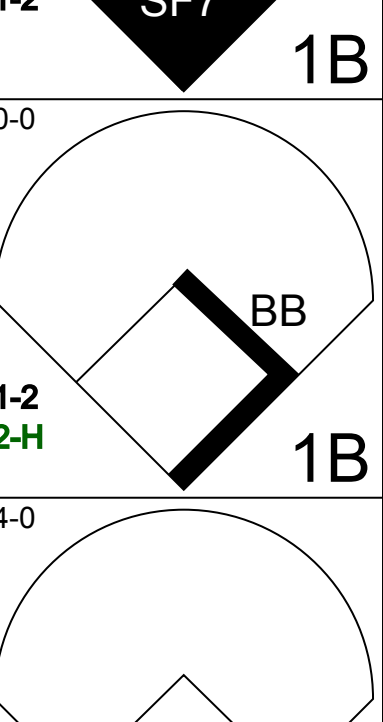
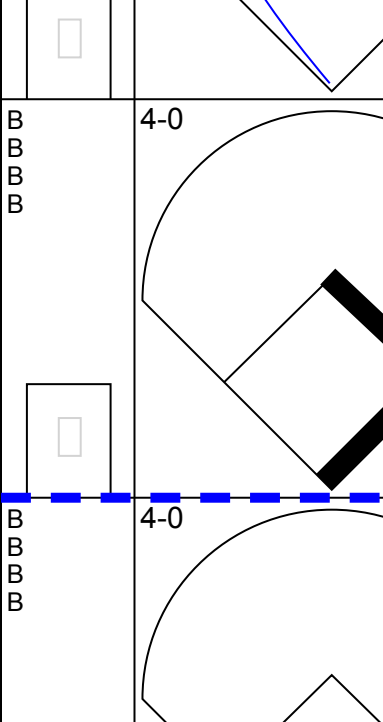

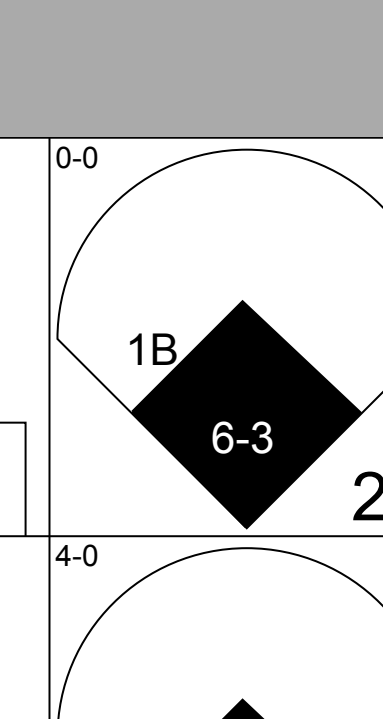
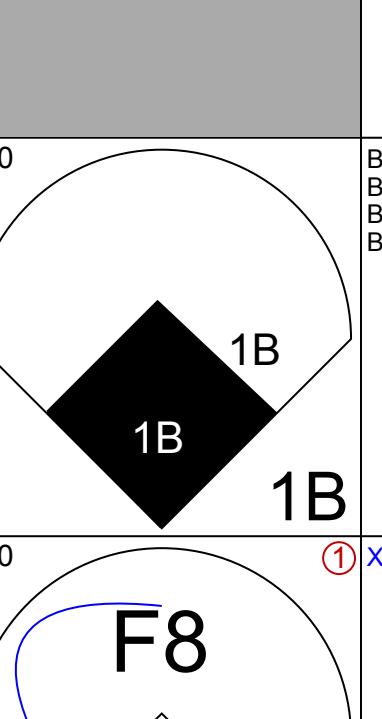
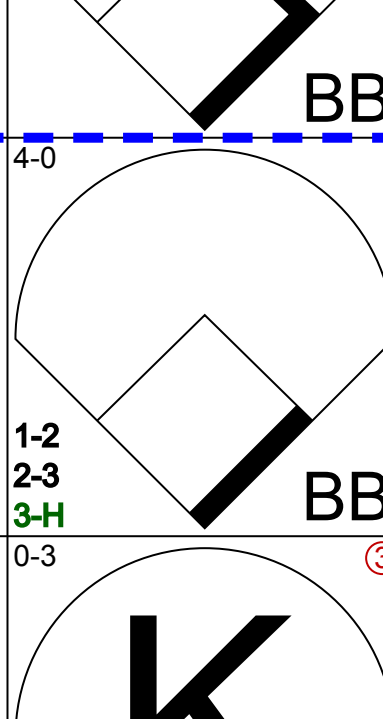

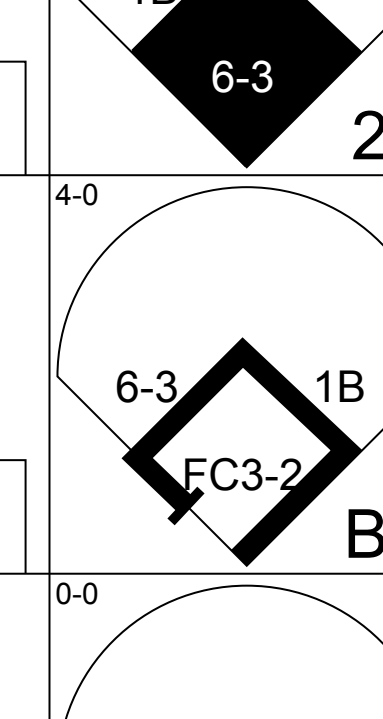
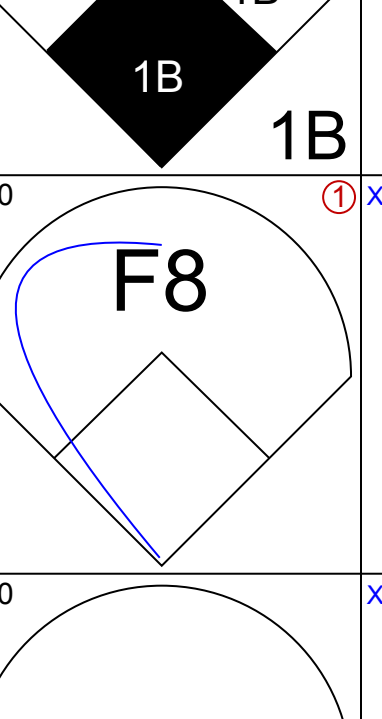
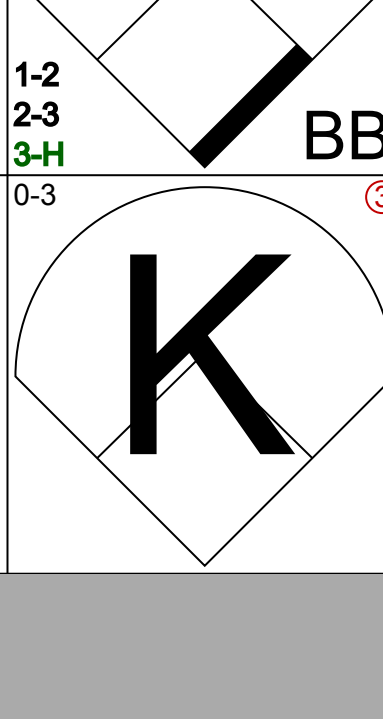

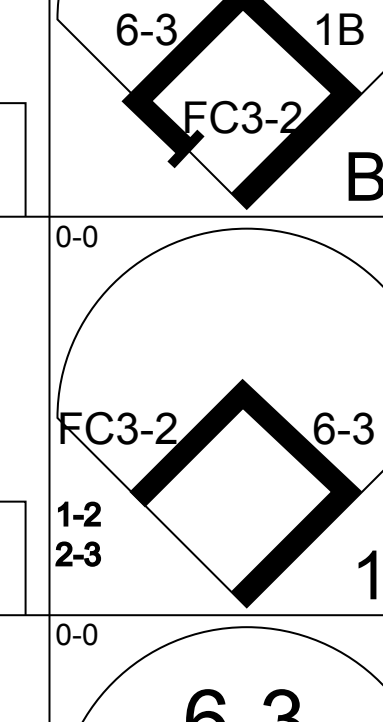
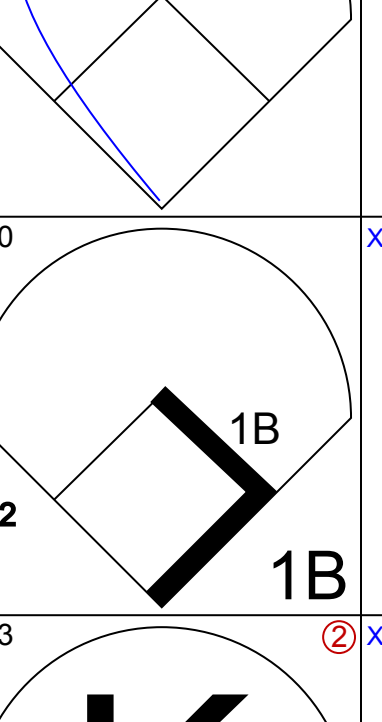
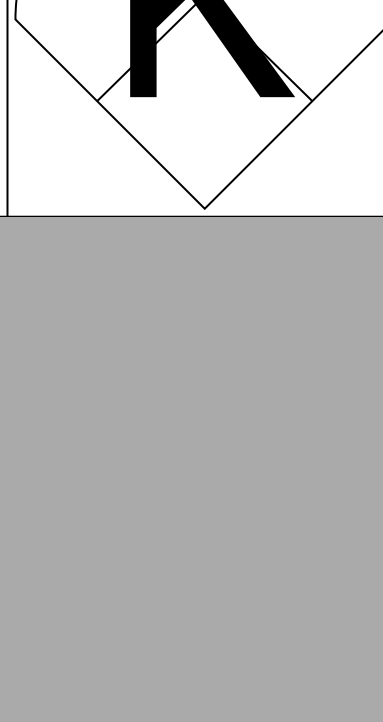

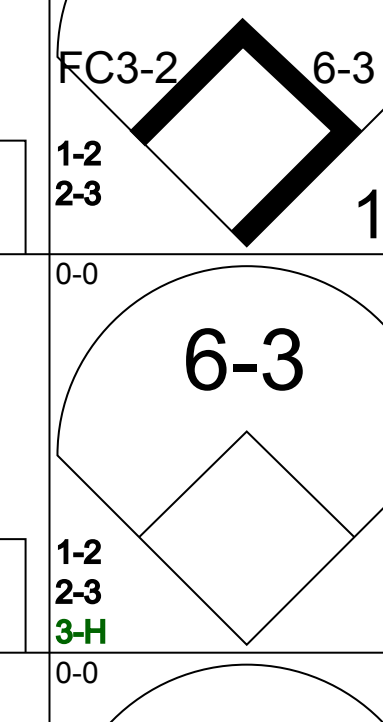
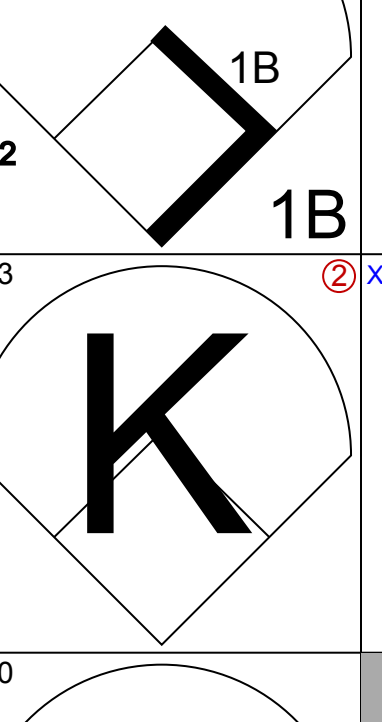

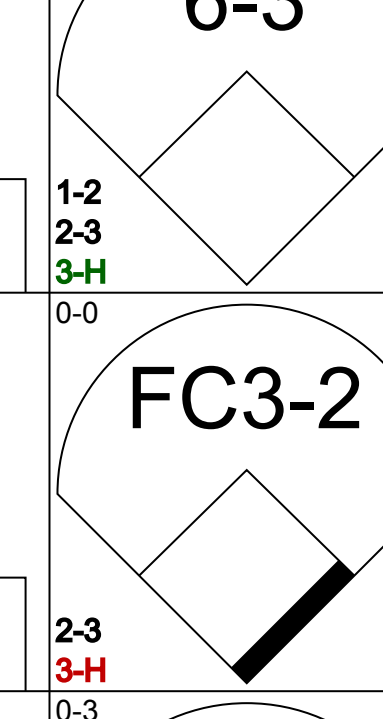
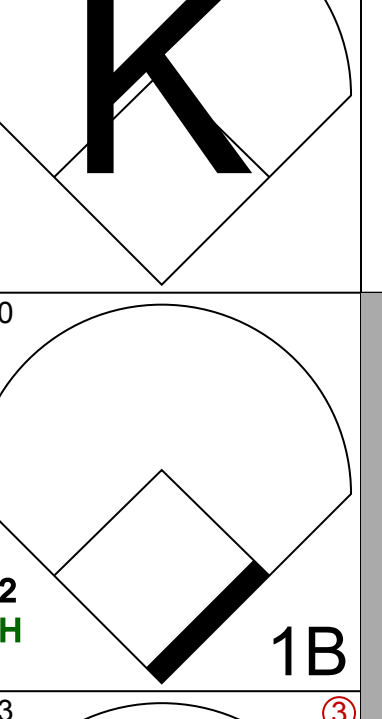
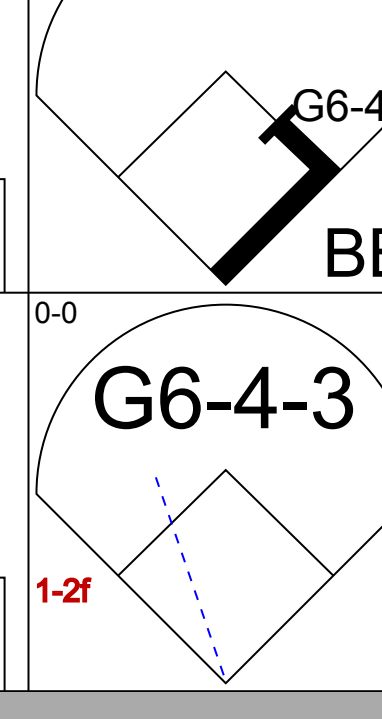
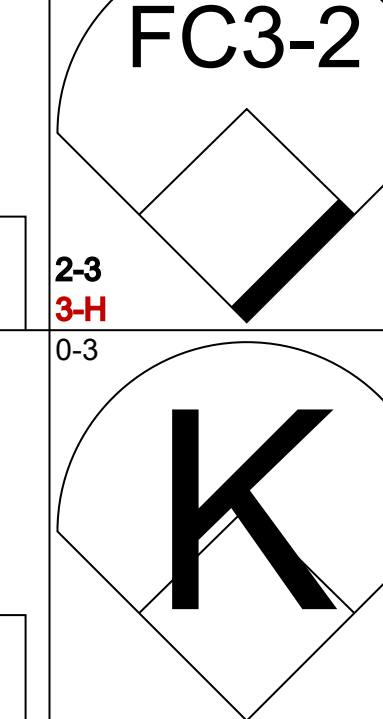
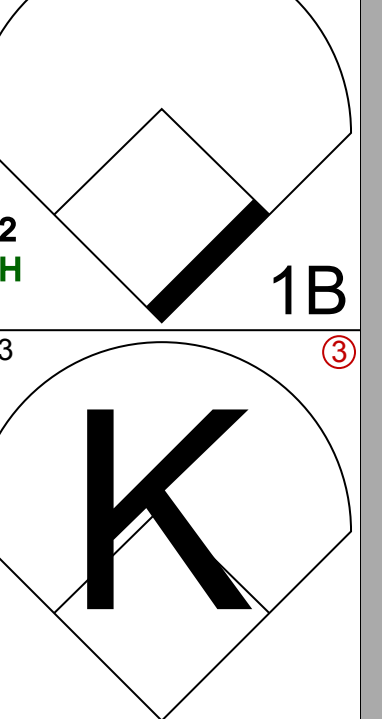

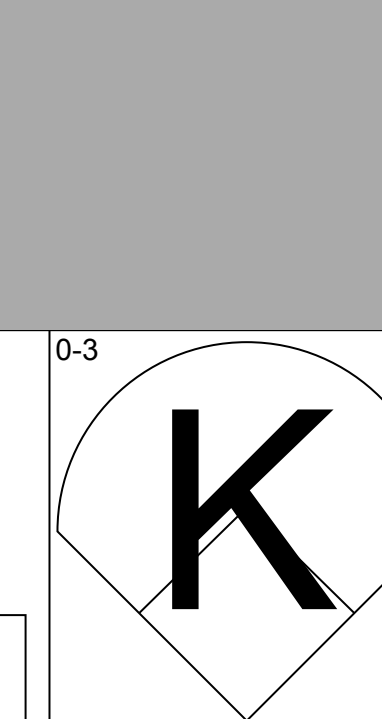
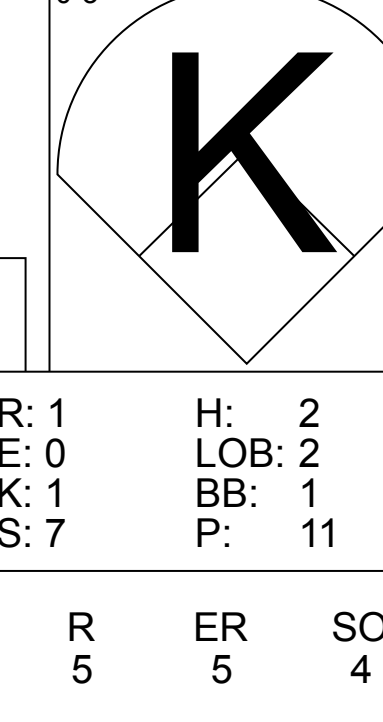
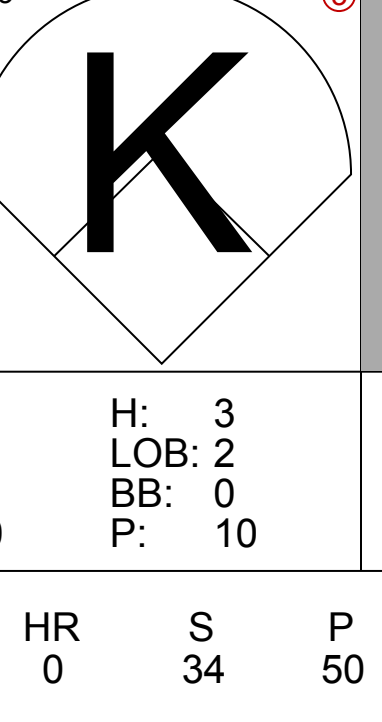
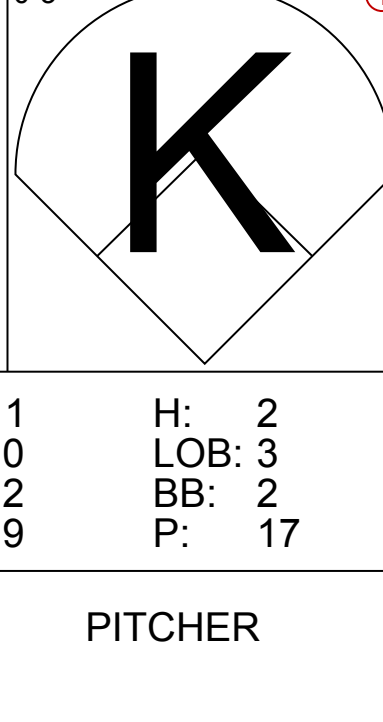
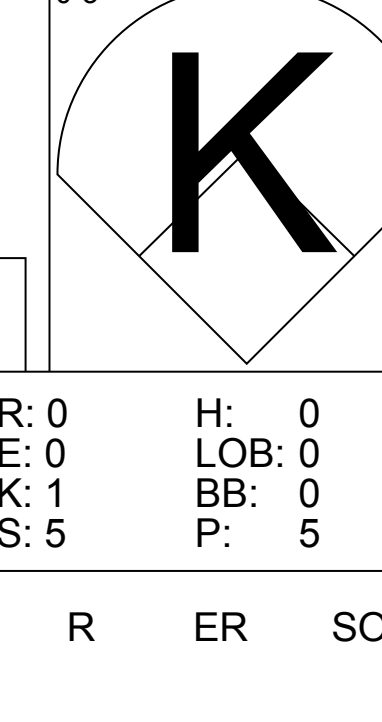
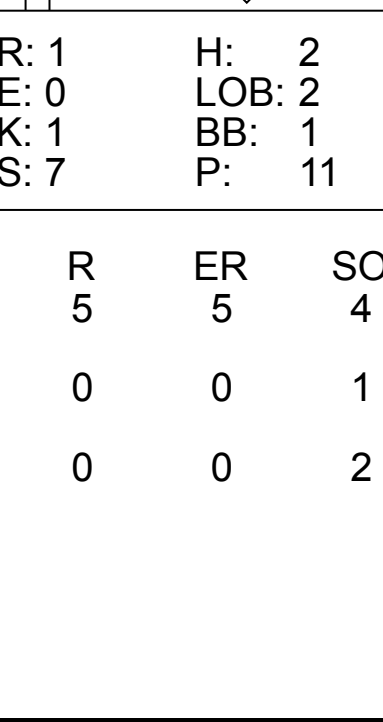
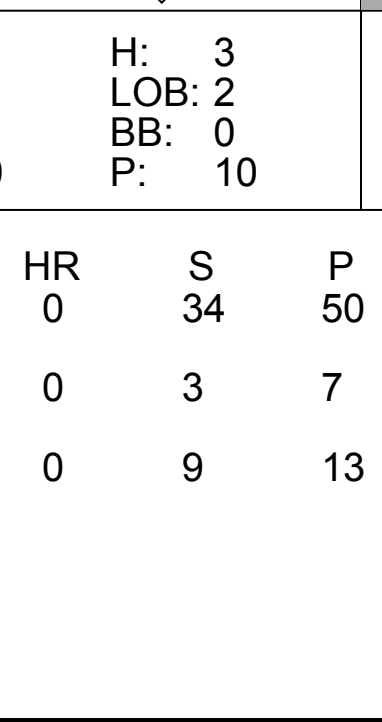
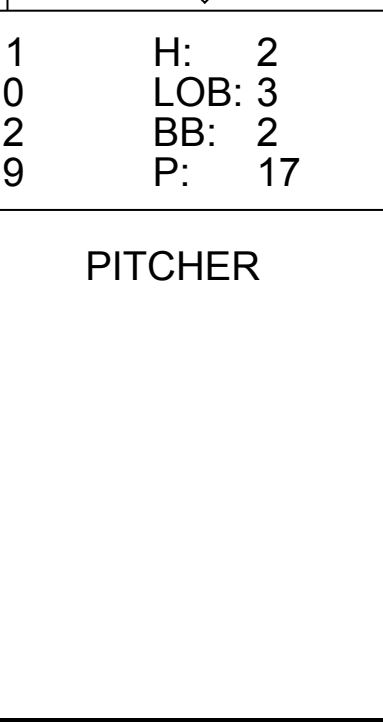
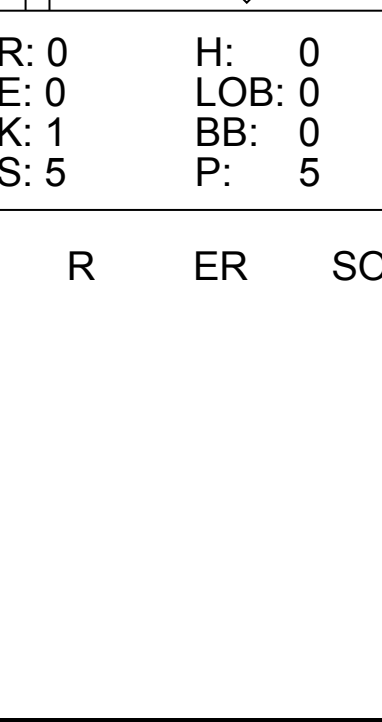
Batter	1	2	3	4	5	6	7	8	9	AB	R	H	RBI	BB	SO	LOB	BOTTOM								
Lou Brock, L OBP: 0.365, SLG: 0.426 (1, 7)	CS 1B		1-3					K		4	0	2	0	0	1	1	San Francisco Giants @ St. Louis Cardinals Busch Stadium, St. Louis, MO Sun Aug 16 1970, 3:33 AM CDT Att: 28,093 - Unknown								
Julian Javier, R OBP: 0.288, SLG: 0.308 (1, 4)	5-3		F8			G6-4-3 1B		PB 1B		4	0	1	0	0	0	2									
Carl Taylor, R OBP: 0.371, SLG: 0.419 (1, 9)	S BB		1-3					F8		3	1	0	0	1	0	2									
Joe Torre, R OBP: 0.392, SLG: 0.485 (1, 5)	E BB							F7		3	1	1	0	1	1	2									
Jose Cardenal, R OBP: 0.350, SLG: 0.428 (1, 8)	E9 1B							F7		4	0	1	1	0	0	1									
Joe Hague, L OBP: 0.361, SLG: 0.422 (1, 3)	F2							F7		4	0	0	0	0	0	2									
Ted Simmons, S OBP: 0.310, SLG: 0.298 (1, 2)			K					4-3		4	0	1	0	0	1	0									
Dal Maxvill, R OBP: 0.313, SLG: 0.226 Vic Davalillo, L OBP: 0.370, SLG: 0.455 (9, PH)			1-3			FC5-4 1B		K		3	0	0	0	0	1	2									
Harry Parker, R OBP: 0.250, SLG: 0.250 Reggie Cleveland, R (3, 1)										1	0	0	0	0	0	0									
Frank Linzy, R (7, 1)										1	0	1	0	0	0	0									
Jim Beauchamp, R OBP: 0.342, SLG: 0.348 Tom Hilgendorf, S (9, 1)			G3							0	0	0	0	0	0	0									
Inning Stats	R: 2 E: 1 K: 0 S: 4	H: 2 LOB: 1 BB: 2 P: 12	R: 0 E: 0 K: 1 S: 5	H: 0 LOB: 0 BB: 0 P: 5	R: 0 E: 0 K: 0 S: 3	H: 0 LOB: 0 BB: 0 P: 3	R: 0 E: 0 K: 0 S: 5	H: 2 LOB: 2 BB: 0 P: 5	R: 0 E: 0 K: 1 S: 5	H: 0 LOB: 0 BB: 0 P: 5	R: 0 E: 0 K: 1 S: 5	H: 0 LOB: 0 BB: 0 P: 5	R: 0 E: 0 K: 1 S: 7	H: 2 LOB: 2 BB: 0 P: 7	R: 0 E: 1 K: 0 S: 4	H: 0 LOB: 1 BB: 0 P: 4	1B: 7 2B: 0 3B: 0 HR: 0	SF: 0 SAC: 0 DP: 1 HBP: 0	WP: 0 PB: 1 SB: 1 CS: 1	PA: 35					
PITCHER	IP	WLS	BF	H	R	ER	SO	BB	IBB	HBP	BLK	WP	HR	S	P	ERA	WHIP								
Ron Bryant, L ERA: 5.71 (1, 1)	7.1		29	7	2	1	5	2	0	0	0	0	0	37	45	1.23	1.227								
Jerry Johnson, R ERA: 4.62 (8, 1)	1.2	S	6	0	0	0	0	0	0	0	0	0	0	6	6	0.00	0.000								

Batter	1	2	3	4	5	6	7	8	9	AB	R	H	RBI	BB	SO	LOB	TOP					
Bobby Bonds, R OBP: 0.387, SLG: 0.500 (1, 9)										4	0	1	1	1	1	0	San Francisco Giants @ Pittsburgh Pirates Three Rivers Stadium, Pittsburgh, PA Mon Aug 17 1970, 7:05 PM EDT Att: 21,148 - Unknown livebaseballscorecards.com					
Tito Fuentes, S OBP: 0.294, SLG: 0.318 (1, 4)										5	0	0	0	0	0	4						
Willie Mays, R OBP: 0.373, SLG: 0.493 (1, 8)										4	1	2	0	0	0	0						
Willie McCovey, L OBP: 0.427, SLG: 0.604 (1, 3)										4	1	2	2	0	1	0						
Ken Henderson, S OBP: 0.409, SLG: 0.490 (1, 7)										4	0	0	0	0	2	2						
Dick Dietz, R OBP: 0.432, SLG: 0.553 (1, 2)										4	0	1	0	0	1	0						
Jim Ray Hart, R OBP: 0.366, SLG: 0.468 (1, 5)										4	2	3	0	0	0	0						
Hal Lanier, R OBP: 0.274, SLG: 0.293 (1, 6)										4	1	2	1	0	0	2						
Gaylord Perry, R OBP: 0.118, SLG: 0.185 (1, 1)										4	0	0	0	0	1	3						
Inning Stats	R: 0 E: 0 K: 0 S: 5	H: 2 LOB: 2 BB: 0 P: 5	R: 2 E: 2 K: 1 S: 8	H: 3 LOB: 1 BB: 0 P: 8	R: 0 E: 0 K: 1 S: 5	H: 0 LOB: 0 BB: 0 P: 5	R: 1 E: 0 K: 0 S: 4	H: 2 LOB: 0 BB: 0 P: 4	R: 0 E: 0 K: 0 S: 3	H: 0 LOB: 0 BB: 0 P: 3	R: 0 E: 0 K: 2 S: 7	H: 0 LOB: 0 BB: 0 P: 7	R: 0 E: 0 K: 1 S: 5	H: 0 LOB: 0 BB: 0 P: 5	R: 2 E: 0 K: 1 S: 7	H: 2 LOB: 0 BB: 0 P: 7	R: 0 E: 0 K: 0 S: 5	H: 2 LOB: 3 BB: 1 P: 9	1B: 8 2B: 2 3B: 0 HR: 1	SF: 0 SAC: 0 DP: 0 HBP: 0	WP: 0 PB: 0 SB: 0 CS: 0	PA: 38
PITCHER	IP	WLS	BF	H	R	ER	SO	BB	IBB	HBP	BLK	WP	HR	S	P	ERA	WHIP					
Bob Moose, R ERA: 4.02 (1, 1)	5.0		21	7	3	2	2	0	0	0	0	0	0	25	25	3.60	1.400					
Bruce Dal Canton, R ERA: 4.44 (6, 1)	3.0	L	13	4	2	2	4	0	0	0	0	0	1	21	21	6.00	1.333					
John Lamb, R ERA: (9, 1)	1.0		4	0	0	0	0	1	0	0	0	0	0	3	7	0.00	1.000					

Batter	1	2	3	4	5	6	7	8	9	AB	R	H	RBI	BB	SO	LOB	BOTTOM				
Matty Alou, L OBP: 0.316, SLG: 0.340 (1, 8)										5	1	0	0	0	0	2	San Francisco Giants @ Pittsburgh Pirates Three Rivers Stadium, Pittsburgh, PA Mon Aug 17 1970, 7:05 PM EDT Att: 21,148 - Unknown livebaseballscorecards.com				
Dave Cash, R OBP: 0.381, SLG: 0.468 (1, 4)										4	0	2	1	0	1	1					
Roberto Clemente, R OBP: 0.495, SLG: 0.571 (1, 9)										4	0	1	0	0	0	3					
Willie Stargell, L OBP: 0.334, SLG: 0.542 (1, 7)										4	1	1	2	0	1	1					
Al Oliver, L OBP: 0.333, SLG: 0.450 (1, 3)										4	0	2	0	0	0	0					
Manny Sanguillen, R OBP: 0.368, SLG: 0.428 (1, 2)										4	0	1	0	0	0	1					
Jose Pagan, R OBP: 0.318, SLG: 0.396 (1, 5)										4	0	1	0	0	1	3					
Gene Alley, R OBP: 0.297, SLG: 0.368 (1, 6)										4	1	1	0	0	0	1					
Bob Moose, R OBP: 0.280, SLG: 0.205 (1, 1)										1	0	0	0	0	0	0					
Gene Clines, R OBP: 0.667, SLG: 0.636 (5, PH)										1	1	1	0	0	0	0					
Bruce Dal Canton, R (6, 1)										0	0	0	0	0	1	0					
John Lamb, R (9, 1)										0	0	0	0	0	0	0					
Bob Robertson, R OBP: 0.388, SLG: 0.572 (9, PH)										1	0	0	0	0	0	0					
Inning Stats	R: 0 E: 1 K: 0 S: 4	H: 1 LOB: 1 BB: 0 P: 4	R: 0 E: 0 K: 0 S: 4	H: 1 LOB: 1 BB: 0 P: 4	R: 0 E: 0 K: 1 S: 6	H: 1 LOB: 1 BB: 0 P: 6	R: 4 E: 1 K: 0 S: 7	H: 4 LOB: 0 BB: 0 P: 7	R: 0 E: 0 K: 0 S: 3	H: 0 LOB: 0 BB: 0 P: 3	R: 0 E: 0 K: 2 S: 7	H: 0 LOB: 0 BB: 0 P: 7	R: 0 E: 0 K: 1 S: 7	H: 2 LOB: 2 BB: 0 P: 7	R: 0 E: 0 K: 0 S: 3	H: 0 LOB: 0 BB: 0 P: 3	1B: 9 2B: 0 3B: 0 HR: 1	SF: 0 SAC: 0 DP: 2 HBP: 0	WP: 0 PB: 0 SB: 0 CS: 0	PA: 37	
PITCHER	IP	WLS	BF	H	R	ER	SO	BB	IBB	HBP	BLK	WP	HR	S	P	ERA	WHIP				
Gaylord Perry, R ERA: 3.5 (1, 1)	9.0	W	37	10	4	0	4	0	0	0	0	0	1	45	45	0.00	1.111				



Batter	1	2	3	4	5	6	7	8	9	AB	R	H	RBI	BB	SO	LOB	TOP					
Don Kessinger, S (1, 6) OBP: 0.338, SLG: 0.370										5	0	0	0	0	2	3	<p>Chicago Cubs @ San Francisco Giants Candlestick Park, San Francisco, CA Fri Aug 21 1970, 10:05 PM EDT Att. 7,086 - Unknown - 50 F</p> <p>livebaseballscores.com</p> <p>AB 34 R 1 H 6 RBI 1 BB 4 SO 6 LOB 23</p> 					
Glenn Beckert, R (1, 4) OBP: 0.338, SLG: 0.368										4	0	1	0	1	0	2						
Billy Williams, L (1, 7) OBP: 0.388, SLG: 0.599										4	1	2	0	1	0	3						
Jim Hickman, R (1, 9) OBP: 0.425, SLG: 0.606										4	0	1	0	0	1	5						
Joe Pepitone, L (1, 8) OBP: 0.298, SLG: 0.459										4	0	1	1	0	0	1						
Willie Smith, L (1, 3) OBP: 0.273, SLG: 0.366										4	0	1	0	0	0	2						
Paul Popovich, S (1, 5) OBP: 0.329, SLG: 0.379										4	0	0	0	0	1	4						
Randy Hundley, R (1, 2) OBP: 0.364, SLG: 0.449										3	0	0	0	1	0	3						
Bill Hands, R (1, 1) OBP: 0.239, SLG: 0.121										1	0	0	0	0	1	0						
Juan Pizarro, L (6, 1) Cleo James, R (7, PR) Phil Regan, R (7, 1) Al Spangler, L (9, PH)										0	0	0	0	0	1	0						
Inning Stats	R: 0 E: 0 K: 1 S: 6	H: 1 LOB: 1 BB: 0 P: 6	R: 0 E: 0 K: 0 S: 4	H: 1 LOB: 1 BB: 0 P: 4	R: 0 E: 0 K: 1 S: 5	H: 0 LOB: 0 BB: 0 P: 5	R: 1 E: 0 K: 0 S: 5	H: 2 LOB: 1 BB: 0 P: 5	R: 0 E: 0 K: 2 S: 8	H: 0 LOB: 3 BB: 2 P: 16	R: 0 E: 0 K: 0 S: 3	H: 0 LOB: 0 BB: 0 P: 3	R: 0 E: 0 K: 0 S: 3	H: 0 LOB: 2 BB: 2 P: 11	R: 0 E: 1 K: 1 S: 7	H: 1 LOB: 2 BB: 0 P: 7	R: 0 E: 0 K: 1 S: 6	H: 1 LOB: 1 BB: 0 P: 6	1B: 3 2B: 3 3B: 0 HR: 0	SF: 0 SAC: 1 DP: 0 HBP: 0	WP: 0 PB: 1 SB: 0 CS: 0	PA: 39
PITCHER Frank Reberger, R (1, 1) ERA: 5.53	IP: 9.0 WLS: W BF: 39 H: 6 R: 1 ER: 1 SO: 6 BB: 3 IBB: 1 HBP: 0 BLK: 0 WP: 0 HR: 0 S: 47 P: 63 ERA: 1.00 WHIP: 1.000															PITCHER						

Batter	1	2	3	4	5	6	7	8	9	AB	R	H	RBI	BB	SO	LOB	BOTTOM			
Bobby Bonds, R (1, 9) OBP: 0.387, SLG: 0.499										4	1	1	0	1	0	0	<p>Chicago Cubs @ San Francisco Giants Candlestick Park, San Francisco, CA Fri Aug 21 1970, 10:05 PM EDT Att. 7,086 - Unknown - 50 F</p> <p>livebaseballscores.com</p> <p>AB 31 R 5 H 10 RBI 5 BB 6 SO 7 LOB 24</p> 			
Tito Fuentes, S (1, 4) OBP: 0.298, SLG: 0.325										5	1	2	0	0	0	2				
Willie Mays, R (1, 8) OBP: 0.376, SLG: 0.492										3	0	1	1	1	0	1				
Willie McCovey, L (1, 3) OBP: 0.434, SLG: 0.612										2	2	2	1	2	0	0				
Frank Johnson, R (6, PR) OBP: 0.353, SLG: 0.375										0	0	0	0	0	0	0				
Ken Henderson, S (1, 7) OBP: 0.406, SLG: 0.482										3	0	0	0	1	1	7				
Ron Hunt, R (7, 4) OBP: 0.401, SLG: 0.392										0	0	0	0	0	0	0				
Dick Dietz, R (1, 2) OBP: 0.437, SLG: 0.552										3	0	2	1	0	1	0				
Al Gallagher, R (1, 5) OBP: 0.337, SLG: 0.374										3	0	0	1	1	1	6				
Hal Lanier, R (1, 6) OBP: 0.272, SLG: 0.290										4	1	2	1	0	0	3				
Frank Reberger, L (1, 1) OBP: 0.176, SLG: 0.206										4	0	0	0	0	4	5				
Inning Stats	R: 0 E: 0 K: 0 S: 3	H: 1 LOB: 0 BB: 0 P: 3	R: 1 E: 0 K: 1 S: 7	H: 2 LOB: 1 BB: 1 P: 11	R: 0 E: 0 K: 0 S: 3	H: 0 LOB: 0 BB: 0 P: 3	R: 1 E: 0 K: 2 S: 10	H: 3 LOB: 2 BB: 0 P: 10	R: 2 E: 0 K: 0 S: 5	H: 2 LOB: 2 BB: 2 P: 13	R: 1 E: 0 K: 2 S: 9	H: 2 LOB: 3 BB: 2 P: 17	R: 0 E: 0 K: 1 S: 4	H: 0 LOB: 0 BB: 1 P: 8	R: 0 E: 0 K: 1 S: 5	H: 0 LOB: 0 BB: 0 P: 5	1B: 8 2B: 2 3B: 0 HR: 0	SF: 1 SAC: 0 DP: 2 HBP: 0	WP: 0 PB: 0 SB: 0 CS: 0	PA: 38
PITCHER Bill Hands, R (1, 1) ERA: 3.73 Juan Pizarro, L (6, 1) ERA: 6.0 Phil Regan, R (7, 1) ERA: 4.62	IP: 5.2 WLS: L BF: 30 H: 10 R: 5 ER: 5 SO: 4 BB: 1 IBB: 0 HBP: 0 BLK: 0 WP: 0 HR: 0 S: 34 P: 50 ERA: 7.94 WHIP: 2.471															PITCHER				

Batter	1	2	3	4	5	6	7	8	9	AB	R	H	RBI	BB	SO	LOB	TOP												
Don Kessinger, S (1,6) <small>OBP: 0.340, SLG: 0.375</small> Paul Popovich, S (6,6) <small>OBP: 0.337, SLG: 0.379</small>										4	2	2	0	0	0	1	Chicago Cubs @ San Francisco Giants Candlestick Park, San Francisco, CA Sat Aug 22 1970, 6:33 AM EDT Att: 11,046 - Unknown - 60 F												
Glenn Beckert, R (1,4) <small>OBP: 0.340, SLG: 0.369</small>										5	3	2	1	1	0	5													
Billy Williams, L (1,7) <small>OBP: 0.391, SLG: 0.607</small> Cleo James, R (5,7) <small>OBP: 0.298, SLG: 0.307</small>										3	3	2	2	1	0	1													
Jim Hickman, R (1,3) <small>OBP: 0.426, SLG: 0.608</small> 14 Ernie Banks, R (5,3) <small>OBP: 0.303, SLG: 0.458</small>										4	1	2	3	0	1	1													
Joe Pepitone, L (1,8) <small>OBP: 0.302, SLG: 0.469</small>										5	3	2	2	1	0	4													
Ron Santo, R (1,5) <small>OBP: 0.352, SLG: 0.451</small> Phil Gagliano, R (7,5) <small>OBP: 0.227, SLG: 0.171</small>										3	0	2	2	1	0	0													
Johnny Callison, L (1,9) <small>OBP: 0.294, SLG: 0.429</small> Al Spangler, L (6,9) <small>OBP: 0.294, SLG: 0.429</small>										4	0	1	2	0	0	2													
Randy Hundley, R (1,2) <small>OBP: 0.366, SLG: 0.447</small>										5	0	2	1	0	2	2													
Ken Holtzman, R (1,1) <small>OBP: 0.253, SLG: 0.277</small>										5	1	1	0	0	1	3													
Inning Stats	R: 3 E: 0 K: 1 S: 9	H: 4 LOB: 1 BB: 0 P: 9	R: 6 E: 1 K: 1 S: 9	H: 4 LOB: 1 BB: 3 P: 21	R: 0 E: 0 K: 0 S: 3	H: 0 LOB: 0 BB: 0 P: 3	R: 2 E: 0 K: 0 S: 6	H: 3 LOB: 1 BB: 0 P: 6	R: 2 E: 0 K: 1 S: 5	H: 3 LOB: 1 BB: 1 P: 9	R: 0 E: 0 K: 1 S: 5	H: 0 LOB: 0 BB: 0 P: 5	R: 1 E: 0 K: 1 S: 6	H: 1 LOB: 2 BB: 2 P: 14	R: 1 E: 0 K: 0 S: 4	H: 2 LOB: 2 BB: 2 P: 12		R: 0 E: 0 K: 0 S: 4	H: 1 LOB: 1 BB: 0 P: 4	1B: 10 2B: 5 3B: 2 HR: 2	SF: 1 SAC: 0 DP: 2 HBP: 0	WP: 1 PB: 0 SB: 0 CS: 0	PA: 51						
PITCHER	IP WLS BF H R ER SO BB IBB HBP BLK WP HR S P ERA WHIP																												
Gaylord Perry, R (1,1) <small>ERA: 3.73</small> Don Carrithers, R (2,1) <small>ERA: 7.47</small> Ron Bryant, L (4,1) <small>ERA: 5.87</small> Rich Robertson, R (7,1) <small>ERA: 5.21</small> Mike Davison, L (9,1) <small>ERA: 6.39</small>	1.1 2.0 3.0 1.2 1.0	0 11 15 8 4	0 4 3 2 1	0 8 3 1 0	0 7 3 1 0	1 3 2 0 0	0 1 0 0 0	0 0 0 0 0	0 1 1 6 4	18 19 28 14 4	0.00 47.25 9.00 5.40 1.00	1.000 5.250 2.333 2.400 1.000																	
Batter	1	2	3	4	5	6	7	8	9	AB	R	H	RBI	BB	SO	LOB	BOTTOM												
Bobby Bonds, R (1,8) <small>OBP: 0.384, SLG: 0.495</small>										4	0	0	0	0	0	0	Chicago Cubs @ San Francisco Giants Candlestick Park, San Francisco, CA Sat Aug 22 1970, 6:33 AM EDT Att: 11,046 - Unknown - 60 F												
Tito Fuentes, S (1,4) <small>OBP: 0.294, SLG: 0.321</small>										4	0	0	0	0	0	1													
Ken Henderson, S (1,9) <small>OBP: 0.402, SLG: 0.477</small>										4	0	0	0	0	1	1													
Willie McCovey, L (1,3) <small>OBP: 0.432, SLG: 0.609</small> Jim Ray Hart, R (6,7) <small>OBP: 0.365, SLG: 0.472</small>										2	0	0	0	0	1	0													
Dick Dietz, R (1,2) <small>OBP: 0.437, SLG: 0.551</small> Russ Gibson, R (6,2) <small>OBP: 0.319, SLG: 0.338</small>										1	0	0	0	1	1	0													
Frank Johnson, R (1,7) <small>OBP: 0.346, SLG: 0.367</small>										3	0	0	0	0	1	1													
Al Gallagher, R (1,5) <small>OBP: 0.337, SLG: 0.371</small>										2	0	0	0	1	0	1													
Hal Lanier, R (1,6) <small>OBP: 0.273, SLG: 0.291</small>										3	0	1	0	0	1	0													
Gaylord Perry, R (1,1) <small>OBP: 0.118, SLG: 0.185</small> Don Carrithers, R (2,1) <small>OBP: 0.294, SLG: 0.321</small> Ron Bryant, S (4,1) <small>OBP: 0.303, SLG: 0.458</small> Rich Robertson, R (7,1) <small>OBP: 0.227, SLG: 0.171</small> Ron Hunt, R (8,1) <small>OBP: 0.227, SLG: 0.171</small> Mike Davison, L (9,1) <small>OBP: 0.227, SLG: 0.171</small>	9.0 0.0 0.0 0.0 0.0	W LOB: 0 BB: 0 P: 3	1 0 0 0 0	R LOB: 0 BB: 0 P: 7	H LOB: 0 BB: 0 P: 5	R LOB: 0 BB: 0 P: 3	H LOB: 0 BB: 0 P: 3	R LOB: 0 BB: 0 P: 7	H LOB: 1 BB: 1 P: 9	R LOB: 0 BB: 0 P: 7	H LOB: 0 BB: 0 P: 7	R LOB: 1 BB: 1 P: 7	H LOB: 1 BB: 1 P: 7	R LOB: 0 BB: 0 P: 6	H LOB: 0 BB: 0 P: 6	1B: 1 2B: 0 3B: 0 HR: 0		SF: 0 SAC: 0 DP: 1 HBP: 0	WP: 0 PB: 0 SB: 0 CS: 0	PA: 31									
PITCHER	IP WLS BF H R ER SO BB IBB HBP BLK WP HR S P ERA WHIP																												
Ken Holtzman, L (1,1) <small>ERA: 3.27</small>	9.0	W	31	1	0	0	7	3	0	0	0	0	0	0	0	0	54	0.00	0.444										

AB	42
R	15
H	18
RBI	14
BB	8
SO	4
LOB	20



AB	28
R	0
H	1
RBI	0
BB	3
SO	7
LOB	8



Batter	1	2	3	4	5	6	7	8	9	AB	R	H	RBI	BB	SO	LOB	TOP		
Don Kessinger, S (1, 6) OBP: 0.336, SLG: 0.372	F7			6-3		F8		1-3		4	0	0	0	0	0	1	Chicago Cubs @ San Francisco Giants Candlestick Park, San Francisco, CA Sun Aug 23 1970, 6:33 AM EDT Att: 12,222 - Unknown - 68 F		
Glenn Beckert, R (1, 4) OBP: 0.340, SLG: 0.370	F4			4-3		SF8 1-3 2B		F4		4	0	1	0	0	0	0			
Billy Williams, L (1, 7) OBP: 0.390, SLG: 0.604	4-3			F3		4-0 IBB			4-3	3	0	0	0	1	0	0			
Jim Hickman, R (1, 3) OBP: 0.424, SLG: 0.606		F7			FC3-6 1B	SF8 2-3 3-H			K	3	0	1	1	0	1	0			
Joe Pepitone, L (1, 8) OBP: 0.301, SLG: 0.465		2-3			FC3-6 HR	4-3				3	1	0	0	1	0	3			
Ron Santo, R (1, 5) OBP: 0.352, SLG: 0.456		F9			1-H HR		0-3 K			4	1	1	2	0	1	1			
Johnny Callison, L (1, 9) OBP: 0.363, SLG: 0.467			F5					F8		3	0	1	0	0	0	0			
Randy Hundley, R (1, 2) OBP: 0.356, SLG: 0.437			6-3					K		3	0	0	0	0	1	1			
Mitt Pappas, R (1, 1) OBP: 0.227, SLG: 0.381									F6	3	1	1	0	0	1	0	livebaseballscores.com		
Phil Regan, R (9, 1)						2B SF8 1B				0	0	0	0	0	0	0			
Inning Stats	R: 0 E: 0 K: 0 S: 3	H: 0 LOB: 0 BB: 0 P: 3	R: 0 E: 0 K: 0 S: 3	H: 0 LOB: 0 BB: 0 P: 3	R: 0 E: 0 K: 1 S: 5	H: 0 LOB: 0 BB: 0 P: 5	R: 0 E: 0 K: 0 S: 3	H: 0 LOB: 0 BB: 0 P: 3	R: 2 E: 0 K: 0 S: 5	H: 3 LOB: 0 BB: 0 P: 5	R: 1 E: 0 K: 0 S: 5	H: 2 LOB: 2 BB: 1 P: 9	R: 0 E: 0 K: 2 S: 7	H: 0 LOB: 0 BB: 0 P: 7	R: 0 E: 0 K: 0 S: 3	H: 0 LOB: 1 BB: 1 P: 9	1B: 3 2B: 1 3B: 0 HR: 1	SF: 1 SAC: 0 DP: 0 HBP: 0	WP: 0 PA: 33 PB: 0 SB: 0 CS: 0
PITCHER Juan Marichal, R (1, 1) ERA: 4.38	IP: 9.0 WLS: W BF: 33 H: 5 R: 3 ER: 3 SO: 4 BB: 1 IBB: 1 HBP: 0 BLK: 0 WP: 0 HR: 1 S: 39 P: 47 ERA: 3.00 WHIP: 0.667															PITCHER			

Batter	1	2	3	4	5	6	7	8	9	AB	R	H	RBI	BB	SO	LOB	BOTTOM				
Bobby Bonds, R (1, 9) OBP: 0.384, SLG: 0.496	SH3-4 SF9 2B								E6 1B	5	1	2	0	0	1	2	Chicago Cubs @ San Francisco Giants Candlestick Park, San Francisco, CA Sun Aug 23 1970, 6:33 AM EDT Att: 12,222 - Unknown - 68 F				
Tito Fuentes, S (1, 4) OBP: 0.295, SLG: 0.322	SH3-4									2	0	1	0	0	0	0					
Frank Johnson, R (9, PH) OBP: 0.350, SLG: 0.371	2-3 1B									1	0	1	2	0	0	0					
Willie Mays, R (1, 8) OBP: 0.375, SLG: 0.491	SF9									3	0	1	1	0	0	2					
Willie McCovey, L (1, 3) OBP: 0.433, SLG: 0.607	3-H F3									3	0	1	0	1	1	1					
Ken Henderson, S (1, 7) OBP: 0.401, SLG: 0.475		F8								4	0	1	0	0	0	4					
Dick Dietz, R (1, 2) OBP: 0.440, SLG: 0.558										4	0	3	0	0	0	2					
Don Mason, L (9, PR) OBP: 0.229, SLG: 0.100		FC6 2B								0	0	0	0	0	0	0					
Jim Ray Hart, R (1, 5) OBP: 0.357, SLG: 0.461										4	1	0	0	0	0	3	livebaseballscores.com				
Frank Reberger, L (9, PR) OBP: 0.176, SLG: 0.206		FC6 2B								0	1	0	0	0	0	0					
Hal Lanier, R (1, 6) OBP: 0.273, SLG: 0.294										3	0	1	1	0	0	1					
Ron Hunt, R (9, PH) OBP: 0.400, SLG: 0.390		FC5 1-H 2B								1	0	0	0	0	1	3					
Juan Marichal, R (1, 1) OBP: 0.092, SLG: 0.065										3	0	0	0	0	0	1	GIANTS				
John Stephenson, L (9, PH) OBP: 0.111, SLG: 0.077		FC5								1	1	0	0	0	0	3					
Inning Stats	R: 1 E: 0 K: 0 S: 4	H: 1 LOB: 0 BB: 0 P: 4	R: 1 E: 0 K: 0 S: 5	H: 2 LOB: 1 BB: 0 P: 5	R: 0 E: 0 K: 1 S: 7	H: 2 LOB: 2 BB: 0 P: 7	R: 0 E: 0 K: 0 S: 3	H: 1 LOB: 0 BB: 0 P: 3	R: 0 E: 0 K: 0 S: 3	H: 0 LOB: 0 BB: 0 P: 3	R: 0 E: 0 K: 1 S: 6	H: 2 LOB: 1 BB: 0 P: 6	R: 0 E: 0 K: 0 S: 3	H: 0 LOB: 0 BB: 0 P: 3	R: 0 E: 0 K: 0 S: 4	H: 1 LOB: 2 BB: 1 P: 8	R: 2 E: 2 K: 1 S: 8	H: 2 LOB: 2 BB: 0 P: 8	1B: 7 2B: 4 3B: 0 HR: 0	SF: 1 SAC: 2 DP: 2 HBP: 0	WP: 0 PA: 38 PB: 0 SB: 0 CS: 0
PITCHER Mitt Pappas, R (1, 1) ERA: 3.24	IP: 8.0 WLS: L BF: 34 H: 10 R: 4 ER: 2 SO: 2 BB: 0 IBB: 1 HBP: 0 BLK: 1 WP: 0 HR: 0 S: 37 P: 41 ERA: 2.25 WHIP: 1.250															PITCHER					
Phil Regan, R (9, 1) ERA: 4.57	0.2 L 4 1 0 0 1 0 0 0 0 0 0 6 6 0.00 1.500															PITCHER					


Batter	1	2	3	4	5	6	7	8	9	AB	R	H	RBI	BB	SO	LOB	TOP			
Lou Brock, L OBP: 0.367, SLG: 0.434 (1, 7)										4	0	2	1	0	1	0	St. Louis Cardinals @ San Francisco Giants Candlestick Park, San Francisco, CA Tue Aug 25 1970, 10:05 PM EDT Att: 5,025 - Unknown			
Julian Javier, R OBP: 0.291, SLG: 0.310 (1, 4)										4	0	0	0	0	0	2				
Carl Taylor, R OBP: 0.366, SLG: 0.410 Mike Torrez, R OBP: 0.291, SLG: 0.315 (8, 1)										4	0	1	0	0	0	2				
Joe Torre, R OBP: 0.390, SLG: 0.488 (1, 5)										4	0	1	0	0	0	2				
Jose Cardenal, R OBP: 0.352, SLG: 0.431 (1, 8)										3	0	0	0	1	0	1				
Ted Simmons, S OBP: 0.323, SLG: 0.305 Mitt Ramirez, R OBP: 0.259, SLG: 0.230 (9, PR)										4	0	2	0	0	0	0				
Joe Hague, L OBP: 0.366, SLG: 0.438 (1, 3)										4	1	1	1	0	1	3				
Dal Maxvill, R OBP: 0.305, SLG: 0.236 Vic Davallilo, L OBP: 0.369, SLG: 0.457 (9, PH)										3	0	0	0	0	0	1				
Steve Carlton, L OBP: 0.269, SLG: 0.238 Dick Allen, R OBP: 0.375, SLG: 0.554 Jerry Davanon, R OBP: 0.200, SLG: 0.400 Leron Lee, L OBP: 0.289, SLG: 0.315 (8, PH) (8, 9)										2	0	0	0	0	1	0				
Inning Stats	R: 0 E: 0 K: 0 S: 4	H: 1 LOB: 1 BB: 0 P: 4	R: 0 E: 0 K: 0 S: 4	H: 1 LOB: 1 BB: 0 P: 4	R: 0 E: 0 K: 1 S: 6	H: 0 LOB: 0 BB: 0 P: 3	R: 1 E: 0 K: 1 S: 6	H: 1 LOB: 0 BB: 0 P: 6	R: 0 E: 0 K: 0 S: 4	H: 1 LOB: 1 BB: 0 P: 4	R: 0 E: 0 K: 0 S: 3	H: 0 LOB: 0 BB: 0 P: 3	R: 1 E: 0 K: 0 S: 5	H: 2 LOB: 2 BB: 0 P: 5	R: 0 E: 0 K: 1 S: 5	H: 1 LOB: 1 BB: 1 P: 9		1B: 4 2B: 2 3B: 1 HR: 1	SF: 0 SAC: 0 DP: 1 HBP: 0	WP: 0 PB: 1 SB: 1 CS: 0
PITCHER	IP WLS BF H R ER SO BB IBB HBP BLK WP HR S P ERA WHIP																			
Skip Pitlock, L ERA: 4.31 (1, 1)	7.0 W 28	7 2 2 2 0 0 0 0	7 2 2 2 0 0 0 0	7 2 2 2 0 0 0 0	7 2 2 2 0 0 0 0	7 2 2 2 0 0 0 0	7 2 2 2 0 0 0 0	7 2 2 2 0 0 0 0	7 2 2 2 0 0 0 0	7 2 2 2 0 0 0 0	7 2 2 2 0 0 0 0	7 2 2 2 0 0 0 0	7 2 2 2 0 0 0 0	7 2 2 2 0 0 0 0	7 2 2 2 0 0 0 0	7 2 2 2 0 0 0 0	2.57 1.000			
Don McMahon, R ERA: 3.04 (8, 1)	2.0 S 7	1 0 0 1 1 0 0 0	1 0 0 1 1 0 0 0	1 0 0 1 1 0 0 0	1 0 0 1 1 0 0 0	1 0 0 1 1 0 0 0	1 0 0 1 1 0 0 0	1 0 0 1 1 0 0 0	1 0 0 1 1 0 0 0	1 0 0 1 1 0 0 0	1 0 0 1 1 0 0 0	1 0 0 1 1 0 0 0	1 0 0 1 1 0 0 0	1 0 0 1 1 0 0 0	1 0 0 1 1 0 0 0	1 0 0 1 1 0 0 0	0.00 1.000			

Batter	1	2	3	4	5	6	7	8	9	AB	R	H	RBI	BB	SO	LOB	BOTTOM			
Bobby Bonds, R OBP: 0.385, SLG: 0.495 (1, 9)										3	1	1	0	1	1	0	St. Louis Cardinals @ San Francisco Giants Candlestick Park, San Francisco, CA Tue Aug 25 1970, 10:05 PM EDT Att: 5,025 - Unknown			
Tito Fuentes, S OBP: 0.292, SLG: 0.319 (1, 4)										3	0	0	1	0	0	1				
Willie Mays, R OBP: 0.381, SLG: 0.491 (1, 8)										0	1	0	0	4	0	0				
Willie McCovey, L OBP: 0.429, SLG: 0.601 (1, 3)										4	0	0	0	0	0	4				
Ken Henderson, S OBP: 0.404, SLG: 0.478 (1, 7)										2	1	1	0	2	0	0				
Dick Dietz, R OBP: 0.443, SLG: 0.559 (1, 2)										1	1	1	1	2	0	0				
Jim Ray Hart, R OBP: 0.360, SLG: 0.458 (1, 5)										3	0	1	1	1	0	2				
Hal Lanier, R OBP: 0.271, SLG: 0.291 (1, 6)										4	0	0	0	0	1	5				
Skip Pitlock, L OBP: 0.130, SLG: 0.273 Don McMahon, R OBP: 0.286, SLG: 0.167 (1, 1) (8, 1)										3	0	0	0	0	1	0				
Inning Stats	R: 0 E: 0 K: 0 S: 3	H: 1 LOB: 1 BB: 1 P: 7	R: 2 E: 0 K: 0 S: 3	H: 1 LOB: 0 BB: 2 P: 11	R: 0 E: 0 K: 0 S: 3	H: 0 LOB: 1 BB: 1 P: 7	R: 0 E: 0 K: 1 S: 6	H: 1 LOB: 1 BB: 0 P: 6	R: 1 E: 1 K: 0 S: 3	H: 0 LOB: 1 BB: 2 P: 11	R: 0 E: 0 K: 2 S: 7	H: 1 LOB: 1 BB: 1 P: 7	R: 0 E: 0 K: 0 S: 7	H: 0 LOB: 0 BB: 0 P: 7	R: 1 E: 1 K: 0 S: 3	H: 0 LOB: 2 BB: 3 P: 15		1B: 3 2B: 2 3B: 0 HR: 0	SF: 2 SAC: 0 DP: 2 HBP: 0	WP: 0 PB: 1 SB: 0 CS: 0
PITCHER	IP WLS BF H R ER SO BB IBB HBP BLK WP HR S P ERA WHIP																			
Steve Carlton, L ERA: 3.88 (1, 1)	7.0 L 29	4 3 3 2 3 6 1 0 0 0	4 3 3 2 3 6 1 0 0 0	4 3 3 2 3 6 1 0 0 0	4 3 3 2 3 6 1 0 0 0	4 3 3 2 3 6 1 0 0 0	4 3 3 2 3 6 1 0 0 0	4 3 3 2 3 6 1 0 0 0	4 3 3 2 3 6 1 0 0 0	4 3 3 2 3 6 1 0 0 0	4 3 3 2 3 6 1 0 0 0	4 3 3 2 3 6 1 0 0 0	4 3 3 2 3 6 1 0 0 0	4 3 3 2 3 6 1 0 0 0	4 3 3 2 3 6 1 0 0 0	4 3 3 2 3 6 1 0 0 0	2.57 1.429			
Mike Torrez, R ERA: 3.74 (8, 1)	1.0 6	0 1 1 0 1 2 0 0 0 0	0 1 1 0 1 2 0 0 0 0	0 1 1 0 1 2 0 0 0 0	0 1 1 0 1 2 0 0 0 0	0 1 1 0 1 2 0 0 0 0	0 1 1 0 1 2 0 0 0 0	0 1 1 0 1 2 0 0 0 0	0 1 1 0 1 2 0 0 0 0	0 1 1 0 1 2 0 0 0 0	0 1 1 0 1 2 0 0 0 0	0 1 1 0 1 2 0 0 0 0	0 1 1 0 1 2 0 0 0 0	0 1 1 0 1 2 0 0 0 0	0 1 1 0 1 2 0 0 0 0	0 1 1 0 1 2 0 0 0 0	9.00 1.000			

Batter	1	2	3	4	5	6	7	8	9	AB	R	H	RBI	BB	SO	LOB	TOP					
Lou Brock, L OBP: 0.371, SLG: 0.442 (1, 7)	4-0 S 1B BB	4-0 BB		0-0 S 1B		0-0 FC5-4 1B 1B		0-0 HR	0-3 K	4	3	3	1	2	1	1						
Julian Javier, R OBP: 0.291, SLG: 0.309 (1, 4)	0-0 6-3	0-3 K		1-0 HBP		0-0 FC5-4 1B		0-0 6-3		2	0	0	0	0	1	3						
Ed Crosby, L OBP: 0.313, SLG: 0.321 (4, FR)	1-2			1-3		1-2 1B				2	0	1	0	0	0	0						
Joe Hague, L OBP: 0.367, SLG: 0.438 (1, 3)	0-0 HR 2H 1B			0-0 BB 1B		0-0 F7		0-0 F7	0-3 K	5	1	2	1	0	1	4						
Joe Torre, R OBP: 0.390, SLG: 0.493 (1, 5)	0-0 HR 1H			0-3 K		0-3 FC5-4 1B S		0-0 BB 1B		5	2	2	2	0	2	3						
Jose Cardenal, R OBP: 0.357, SLG: 0.431 (1, 8)	0-3 K			4-0 BB 1B		4-0 S 1B BB		4-0 BB 1B		2	1	1	2	3	1	0						
Ted Simmons, S OBP: 0.320, SLG: 0.298 (1, 2)	0-0 3-1			0-0 BB		4-0 BB 1B		0-0 3-1		4	0	0	0	1	0	5						
Leron Lee, L OBP: 0.292, SLG: 0.317 (1, 9)				0-0 S 1B		0-0 1-2 2H 1B		0-3 K2-3		5	0	2	1	0	2	2						
Dal Maxvill, R OBP: 0.304, SLG: 0.236 (1, 6)	0-0 6-3 1-2			0-0 1-3		0-0 F7		0-0 1-3		5	0	1	0	0	0	3						
Nelson Briles, R OBP: 0.222, SLG: 0.343 (1, 1)				0-0 F8		0-3 F6		0-3 K		4	0	0	0	0	2	3						
Chuck Taylor, R OBP: 0.154, SLG: 0.160 (7, 1)										0	0	0	0	0	0	0						
Vic Davalillo, L OBP: 0.366, SLG: 0.454 (9, PH)										1	0	0	0	0	1	1						
Tom Hilgendorf, S (9, 1)										0	0	0	0	0	0	0						
Frank Linzy, R (9, 1)										0	0	0	0	0	0	0						
Inning Stats	R: 3 E: 0 K: 1 S: 7	H: 2 LOB: 0 BB: 1 P: 11	R: 0 E: 0 K: 1 S: 6	H: 1 LOB: 2 BB: 1 P: 10	R: 0 E: 0 K: 1 S: 6	H: 1 LOB: 2 BB: 1 P: 10	R: 0 E: 0 K: 0 S: 4	H: 1 LOB: 2 BB: 0 P: 5	R: 1 E: 0 K: 2 S: 8	H: 1 LOB: 2 BB: 2 P: 16	R: 2 E: 0 K: 0 S: 6	H: 3 LOB: 1 BB: 0 P: 6	R: 0 E: 0 K: 2 S: 7	H: 0 LOB: 0 BB: 0 P: 7	R: 1 E: 0 K: 1 S: 7	H: 2 LOB: 2 BB: 1 P: 11	R: 0 E: 0 K: 3 S: 10	H: 1 LOB: 1 BB: 0 P: 10	1B: 10 2B: 0 3B: 0 HR: 2	SF: 0 SAC: 0 DP: 0 HBP: 1	WP: 1 PB: 0 SB: 6 CS: 0	PA: 46
PITCHER	IP	WLS	BF	H	R	ER	SO	BB	IBB	HBP	BLK	WP	HR	S	P	ERA	WHIP					
Frank Reberger, R ERA: 5.72 (1, 1)	5.2		32	9	6	6	5	5	0	1	0	0	1	36	57	9.53	2.471					
Jerry Johnson, R ERA: 4.5 (6, 1)	1.1		4	0	0	0	2	0	0	0	0	0	0	8	8	0.00	0.000					
Don McMahon, R ERA: 3.1 (8, 1)	1.1		8	3	1	2	1	0	0	0	0	0	1	11	15	6.75	3.000					
Mike Davison, L ERA: 6.25 (9, 1)	0.2	W	2	0	0	0	2	0	0	0	0	1	0	6	6	0.00	0.000					

St. Louis Cardinals @ San Francisco Giants
Candlestick Park, San Francisco, CA
Wed Aug 26 1970, 6:33 AM EDT
Att: 5,643 - Unknown


AB 39
R 7
H 12
RBI 7
BB 6
SO 11
LOB 25



Batter	1	2	3	4	5	6	7	8	9	AB	R	H	RBI	BB	SO	LOB	BOTTOM					
Bobby Bonds, R OBP: 0.387, SLG: 0.499 (1, 9)	0-0 6-3				0-3 K			4-0 S BB		4	1	2	1	1	1	0						
Tito Fuentes, S OBP: 0.287, SLG: 0.314 (1, 4)	0-0 F4	2H 1B		0-0 F6		0-0 6-3		0-0 F9		5	0	0	0	0	0	3						
Willie Mays, R OBP: 0.381, SLG: 0.497 (1, 8)	0-0 HR			0-0 6-3		0-0 E5		0-0 HR 3H 1B		5	2	2	2	0	0	0						
Willie McCovey, L OBP: 0.431, SLG: 0.607 (1, 3)	4-0 FC4-6 BB			0-0 1B		0-0 F5		0-0 HR		4	1	2	2	1	1	1						
Ken Henderson, S OBP: 0.404, SLG: 0.481 (1, 7)	0-0 FC4-6 1-2F			0-3 K		0-0 4-3		0-0 FC5 2B		5	1	2	0	0	1	2						
Dick Dietz, R OBP: 0.444, SLG: 0.565 (1, 2)				0-0 F6		0-0 K		4-0 HR		3	1	1	1	2	1	1						
Jim Ray Hart, R OBP: 0.361, SLG: 0.462 (1, 5)				0-0 5-3		0-0 6-3		0-0 FC5 2-3F		5	1	2	1	0	0	2						
Hal Lanier, R OBP: 0.268, SLG: 0.287 (1, 6)				0-0 F5		0-0 F7		0-0 F6		4	0	0	0	0	0	1						
Frank Reberger, L OBP: 0.194, SLG: 0.222 (1, 1)				0-0 F6		0-0 4-3		0-0 F8		2	1	1	1	0	0	0						
Jerry Johnson, R (6, 1)										0	0	0	0	0	0	0						
Ron Hunt, R OBP: 0.399, SLG: 0.388 (7, PH)				0-0 1B						1	0	0	0	0	0	0						
Don McMahon, R OBP: 0.267, SLG: 0.154 (8, 1)				2H 1B						1	0	0	0	0	1	0						
Mike Davison, L (9, 1)										0	0	0	0	0	0	0						
Inning Stats	R: 1 E: 0 K: 0 S: 4	H: 1 LOB: 1 BB: 1 P: 8	R: 2 E: 0 K: 0 S: 6	H: 3 LOB: 1 BB: 0 P: 6	R: 0 E: 0 K: 2 S: 8	H: 1 LOB: 1 BB: 0 P: 8	R: 0 E: 0 K: 0 S: 3	H: 0 LOB: 0 BB: 0 P: 3	R: 0 E: 0 K: 1 S: 6	H: 0 LOB: 1 BB: 0 P: 6	R: 1 E: 0 K: 0 S: 4	H: 1 LOB: 0 BB: 0 P: 4	R: 3 E: 0 K: 0 S: 7	H: 4 LOB: 2 BB: 1 P: 11	R: 0 E: 0 K: 1 S: 5	H: 0 LOB: 1 BB: 1 P: 9	R: 1 E: 0 K: 1 S: 6	H: 2 LOB: 2 BB: 1 P: 10	1B: 5 2B: 3 3B: 1 HR: 3	SF: 0 SAC: 0 DP: 0 HBP: 0	WP: 0 PB: 0 SB: 1 CS: 0	PA: 43
PITCHER	IP	WLS	BF	H	R	ER	SO	BB	IBB	HBP	BLK	WP	HR	S	P	ERA	WHIP					
Nelson Briles, R ERA: 7.12 (1, 1)	6.2		33	10	7	7	3	1	0	0	0	0	0	37	45	9.45	1.650					
Chuck Taylor, R ERA: 2.91 (7, 1)	1.1		5	0	0	0	1	1	0	0	0	0	0	6	10	0.00	0.750					
Tom Hilgendorf, L ERA: 2.79 (9, 1)	0.2	L	4	1	1	1	1	0	1	0	0	0	0	5	9	13.50	1.500					
Frank Linzy, R ERA: 4.06 (9, 1)	0.0		1	1	0	0	0	0	0	0	0	0	0	1	1	∞	∞					

St. Louis Cardinals @ San Francisco Giants
Candlestick Park, San Francisco, CA
Wed Aug 26 1970, 6:33 AM EDT
Att: 5,643 - Unknown

AB 39
R 8
H 12
RBI 8
BB 4
SO 5
LOB 10



Batter	1	2	3	4	5	6	7	8	9	AB	R	H	RBI	BB	SO	LOB	TOP			
Lou Brock, L OBP: 0.372, SLG: 0.441 (1, 7)	6-3		E5				F5		1B SF7	4	2	1	0	1	0	0	St. Louis Cardinals @ San Francisco Giants Candlestick Park, San Francisco, CA Thu Aug 27 1970, 6:33 AM EDT Att: 6,317 - Unknown livebaseballscorecards.com			
Ed Crosby, L OBP: 0.324, SLG: 0.333 (1, 6)	HBP 1B		E3 1B			F8	F8		1B	5	0	2	0	0	0	1				
Joe Hague, L OBP: 0.367, SLG: 0.437 (1, 3)	F8		F6			FC6-4 BB			SF7	3	1	1	1	1	0	2				
Joe Torre, R OBP: 0.390, SLG: 0.491 (1, 5)	HBP 1B		1B			K	E5 1B		F5	4	1	1	0	0	1	4				
Jose Cardenal, R OBP: 0.358, SLG: 0.432 (1, 8)	4-3		1B			FC6-4				4	0	2	2	0	0	4				
Ted Simmons, S OBP: 0.313, SLG: 0.291 (1, 2)		5-3	4-3				1-3		K	4	0	0	0	0	1	2				
Leron Lee, L OBP: 0.295, SLG: 0.318 (1, 9)		1B			4-3		S BB		F8	3	0	1	0	1	0	0				
Dal Maxvill, R OBP: 0.301, SLG: 0.233 (1, 4)		K			F8		F4		F9	4	0	0	0	0	1	2				
Bob Gibson, R OBP: 0.351, SLG: 0.433 (1, 1)		K			K		F9		F9	4	0	0	0	0	2	2				
Inning Stats	R: 0 E: 0 K: 0 S: 4	H: 1 LOB: 2 BB: 0 P: 5	R: 0 E: 0 K: 2 S: 8	H: 1 LOB: 1 BB: 0 P: 8	R: 1 E: 3 K: 0 S: 6	H: 2 LOB: 2 BB: 0 P: 6	R: 0 E: 0 K: 1 S: 5	H: 0 LOB: 0 BB: 0 P: 5	R: 0 E: 0 K: 1 S: 5	H: 0 LOB: 1 BB: 1 P: 7	R: 2 E: 1 K: 0 S: 5	H: 2 LOB: 1 BB: 0 P: 5	R: 0 E: 0 K: 1 S: 5	H: 0 LOB: 0 BB: 0 P: 5	R: 1 E: 0 K: 0 S: 5	H: 2 LOB: 1 BB: 0 P: 5	1B: 8 2B: 0 3B: 0 HR: 0	SF: 1 SAC: 0 DP: 0 HBP: 1	WP: 0 PB: 0 SB: 2 CS: 0	PA: 40
PITCHER Gaylord Perry, R ERA: 3.63 (1, 1)	IP: 9.0 WLS: L BF: 40	H: 8 R: 4 ER: 1 SO: 5	BB: 3 IBB: 0 HBP: 1 BLK: 0	WP: 0 HR: 0 S: 46 P: 59	ERA: 1.00 WHIP: 1.222	PITCHER										IP: 9.0 WLS: L BF: 40	H: 8 R: 4 ER: 1 SO: 5	BB: 3 IBB: 0 HBP: 1 BLK: 0	WP: 0 HR: 0 S: 46 P: 59	ERA: 1.00 WHIP: 1.222

Batter	1	2	3	4	5	6	7	8	9	AB	R	H	RBI	BB	SO	LOB	BOTTOM			
Bobby Bonds, R OBP: 0.385, SLG: 0.500 (1, 9)	F6		K2-3				K		K	5	0	1	0	0	3	1	St. Louis Cardinals @ San Francisco Giants Candlestick Park, San Francisco, CA Thu Aug 27 1970, 6:33 AM EDT Att: 6,317 - Unknown livebaseballscorecards.com			
Tito Fuentes, S OBP: 0.287, SLG: 0.313 (1, 4)	F7		K			3B	4-3		FC6-4 1B	4	0	1	0	0	1	1				
Willie Mays, R OBP: 0.380, SLG: 0.495 (1, 8)	3B 1B		F9			6-3			FC6-4	4	1	1	0	0	0	2				
Willie McCovey, L OBP: 0.433, SLG: 0.613 (1, 3)	1H 3B					1B 1B			F5	3	0	2	1	1	0	0				
Ken Henderson, S OBP: 0.403, SLG: 0.479 (1, 7)	F5					F8			G3	4	0	1	0	0	0	2				
Dick Dietz, R OBP: 0.443, SLG: 0.562 (1, 2)		F4				1B			4-3	4	0	1	0	0	1	2				
Jim Ray Hart, R OBP: 0.359, SLG: 0.463 (1, 5)						F8			F8	4	0	1	0	0	0	4				
Hal Lanier, R OBP: 0.266, SLG: 0.285 (1, 6) Ron Hunt, R OBP: 0.398, SLG: 0.387 (9, PH)		F8				K			6-3	3	0	0	0	0	1	5				
Gaylord Perry, R OBP: 0.115, SLG: 0.179 (9, PH) Frank Johnson, R OBP: 0.354, SLG: 0.371 (9, PH)		K				K			G3	3	0	0	0	0	2	1				
Inning Stats	R: 1 E: 0 K: 0 S: 5	H: 2 LOB: 1 BB: 0 P: 5	R: 0 E: 0 K: 2 S: 7	H: 1 LOB: 0 BB: 0 P: 6	R: 0 E: 0 K: 2 S: 7	H: 0 LOB: 0 BB: 0 P: 7	R: 0 E: 0 K: 1 S: 7	H: 2 LOB: 2 BB: 0 P: 7	R: 0 E: 0 K: 1 S: 6	H: 1 LOB: 1 BB: 0 P: 6	R: 0 E: 0 K: 1 S: 6	H: 1 LOB: 2 BB: 1 P: 10	R: 0 E: 0 K: 1 S: 6	H: 0 LOB: 0 BB: 0 P: 3	R: 0 E: 0 K: 1 S: 5	H: 0 LOB: 1 BB: 1 P: 9	1B: 5 2B: 1 3B: 2 HR: 0	SF: 0 SAC: 0 DP: 0 HBP: 0	WP: 0 PB: 0 SB: 0 CS: 0	PA: 37
PITCHER Bob Gibson, R ERA: 3.33 (1, 1)	IP: 9.0 WLS: W BF: 37	H: 8 R: 1 ER: 1 SO: 8	BB: 2 IBB: 0 HBP: 0 BLK: 0	WP: 0 HR: 0 S: 51 P: 59	ERA: 1.00 WHIP: 1.111	PITCHER										IP: 9.0 WLS: W BF: 37	H: 8 R: 1 ER: 1 SO: 8	BB: 2 IBB: 0 HBP: 0 BLK: 0	WP: 0 HR: 0 S: 51 P: 59	ERA: 1.00 WHIP: 1.111

Batter	1	2	3	4	5	6	7	8	9	AB	R	H	RBI	BB	SO	LOB	TOP					
Matty Alou, L OBP: 0.322, SLG: 0.347 (1, 8)										4	0	2	0	0	0	0	Pittsburgh Pirates @ San Francisco Giants Candlestick Park, San Francisco, CA Fri Aug 28 1970, 10:05 PM EDT Att: 6,174 - Unknown					
Dave Cash, R OBP: 0.373, SLG: 0.441 (1, 4)										4	0	1	0	0	0	2						
Roberto Clemente, R OBP: 0.417, SLG: 0.577 (1, 9)										4	0	1	0	0	1	2						
Willie Stargell, L OBP: 0.333, SLG: 0.530 (1, 7)										4	0	1	0	0	0	3						
Al Oliver, L OBP: 0.322, SLG: 0.434 (1, 3)										4	0	0	0	0	0	1						
Manny Sanguillen, R OBP: 0.334, SLG: 0.443 (1, 2)										4	1	1	1	0	1	1						
Richie Hebner, L OBP: 0.341, SLG: 0.415 (1, 5)										4	0	2	0	0	0	0						
Freddie Patek, R OBP: 0.338, SLG: 0.375 (1, 6)										3	0	0	0	0	1	3						
Bob Moose, R OBP: 0.250, SLG: 0.200 Joe Gibbon, R (6, 1) John Lamb, R (6, 1) Johnny Jeter, R OBP: 0.320, SLG: 0.349 Bruce Dal Canton, R (7, 1)										2	0	0	0	0	1	0						
Inning Stats	R: 0 E: 0 K: 1 S: 4	H: 2 LOB: 1 BB: 0 P: 4	R: 0 E: 0 K: 1 S: 6	H: 1 LOB: 1 BB: 0 P: 6	R: 0 E: 0 K: 1 S: 6	H: 1 LOB: 1 BB: 0 P: 6	R: 0 E: 0 K: 1 S: 7	H: 2 LOB: 2 BB: 0 P: 7	R: 0 E: 0 K: 1 S: 5	H: 0 LOB: 0 BB: 0 P: 5	R: 0 E: 0 K: 0 S: 3	H: 0 LOB: 0 BB: 0 P: 3	R: 1 E: 0 K: 1 S: 6	H: 1 LOB: 0 BB: 0 P: 6	R: 0 E: 0 K: 0 S: 4	H: 1 LOB: 1 BB: 0 P: 4	R: 0 E: 0 K: 0 S: 3	H: 0 LOB: 0 BB: 0 P: 3	1B: 7 2B: 0 3B: 0 HR: 1	SF: 0 SAC: 0 DP: 1 HBP: 0	WP: 0 PB: 0 SB: 0 CS: 0	PA: 34
PITCHER Juan Marichal, R ERA: 4.22 (1, 1)	IP: 9.0 WLS: W BF: 34 H: 8 R: 1 ER: 1 SO: 5 BB: 0 IBB: 0 HBP: 0 BLK: 0 WP: 0 HR: 1 S: 44 P: 44 ERA: 1.00 WHIP: 0.889															PITCHER						

Batter	1	2	3	4	5	6	7	8	9	AB	R	H	RBI	BB	SO	LOB	BOTTOM			
Bobby Bonds, R OBP: 0.384, SLG: 0.498 (1, 9)										4	0	1	0	0	1	0	Pittsburgh Pirates @ San Francisco Giants Candlestick Park, San Francisco, CA Fri Aug 28 1970, 10:05 PM EDT Att: 6,174 - Unknown			
Tito Fuentes, S OBP: 0.289, SLG: 0.322 (1, 4)										4	1	2	0	0	1	1				
Ken Henderson, S OBP: 0.404, SLG: 0.477 (1, 8)										2	2	0	0	2	0	1				
Willie McCovey, L OBP: 0.436, SLG: 0.615 (1, 3)										3	1	2	0	1	0	2				
Dick Dietz, R OBP: 0.443, SLG: 0.562 (1, 2)										4	1	2	2	0	1	1				
Jim Ray Hart, R OBP: 0.388, SLG: 0.472 Al Gallagher, R OBP: 0.340, SLG: 0.378 (7, 5)										3	0	3	1	0	0	0				
Frank Johnson, R OBP: 0.358, SLG: 0.371 (1, 7)										3	0	1	1	1	0	3				
Hal Lanier, R OBP: 0.263, SLG: 0.282 (1, 6)										4	0	0	0	0	1	5				
Juan Marichal, R OBP: 0.088, SLG: 0.062 (1, 1)										3	0	0	0	0	0	0				
Inning Stats	R: 0 E: 0 K: 1 S: 5	H: 0 LOB: 0 BB: 0 P: 5	R: 1 E: 2 K: 0 S: 4	H: 2 LOB: 0 BB: 0 P: 4	R: 0 E: 0 K: 1 S: 6	H: 1 LOB: 1 BB: 0 P: 6	R: 1 E: 0 K: 0 S: 4	H: 3 LOB: 1 BB: 1 P: 8	R: 0 E: 0 K: 0 S: 3	H: 0 LOB: 0 BB: 0 P: 3	R: 3 E: 0 K: 0 S: 6	H: 4 LOB: 1 BB: 1 P: 10	R: 0 E: 0 K: 1 S: 6	H: 1 LOB: 1 BB: 0 P: 6	R: 0 E: 0 K: 1 S: 5	H: 1 LOB: 2 BB: 2 P: 13	1B: 9 2B: 3 3B: 1 HR: 0	SF: 0 SAC: 0 DP: 4 HBP: 0	WP: 0 PB: 0 SB: 1 CS: 0	PA: 35
PITCHER Bob Moose, R ERA: 3.92 Joe Gibbon, L ERA: 4.55 John Lamb, R ERA: Bruce Dal Canton, R ERA: 4.22 (1, 1)	IP: 5.0 WLS: L BF: 21 H: 7 R: 4 ER: 4 SO: 2 BB: 0 IBB: 0 HBP: 0 BLK: 0 WP: 0 HR: 0 S: 23 P: 31 ERA: 7.20 WHIP: 1.800															PITCHER				

Batter	1	2	3	4	5	6	7	8	9	10	AB	R	H	RBI	BB	SO	LOB	TOP						
Matty Alou, L OBP: 0.323, SLG: 0.346 (1, 8)	G3	F5		4-3	F8						5	0	1	0	1	0	5	Pittsburgh Pirates @ San Francisco Giants Candlestick Park, San Francisco, CA Sat Aug 29 1970, 6:33 AM EDT Att: 8,188 - Unknown livebaseballscorecards.com						
Gene Alley, R OBP: 0.295, SLG: 0.357 Willie Stargell, L OBP: 0.332, SLG: 0.529 Freddie Patek, R OBP: 0.338, SLG: 0.375 (1, 6)	5-3		F8	K		E6	K		K		5	0	0	0	0	2	5							
Roberto Clemente, R OBP: 0.418, SLG: 0.573 (1, 9)	6-3		F7			FC4-6					4	1	1	0	2	0	1							
Manny Sanguillen, R OBP: 0.337, SLG: 0.449 (1, 2)					F8						6	3	3	0	0	0	6							
Bob Robertson, R OBP: 0.338, SLG: 0.560 (1, 3)											5	2	2	2	1	0	4							
Al Oliver, L OBP: 0.322, SLG: 0.435 (1, 7)											6	1	2	3	0	0	1							
Jose Pagan, R OBP: 0.324, SLG: 0.412 (1, 5)											3	2	1	2	3	0	1							
Bill Mazerowski, R OBP: 0.299, SLG: 0.338 Dave Cash, R OBP: 0.373, SLG: 0.441 (1, 4)											4	0	2	1	1	0	3							
Steve Blass, R OBP: 0.199, SLG: 0.150 Dave Gillen, R OBP: 0.333, SLG: 0.333 Joe Gibbon, R OBP: 0.333, SLG: 0.333 John Lamb, R OBP: 0.333, SLG: 0.333 Richie Hebner, L OBP: 0.333, SLG: 0.333 Bruce Dal Canton, R OBP: 0.333, SLG: 0.333 (1, 1)											4	0	2	0	1	0	5							
Inning Stats	R: 0 E: 0 K: 0 S: 3	H: 0 LOB: 0 BB: 0 P: 3	R: 2 E: 1 K: 0 S: 7	H: 4 LOB: 2 BB: 0 P: 7	R: 2 E: 1 K: 0 S: 5	H: 2 LOB: 0 BB: 0 P: 5	R: 1 E: 0 K: 1 S: 6	H: 1 LOB: 3 BB: 3 P: 18	R: 2 E: 0 K: 0 S: 5	H: 2 LOB: 1 BB: 1 P: 9	R: 0 E: 1 K: 0 S: 4	H: 0 LOB: 1 BB: 0 P: 4	R: 0 E: 0 K: 1 S: 6	H: 1 LOB: 3 BB: 2 P: 14	R: 2 E: 0 K: 0 S: 5	H: 3 LOB: 2 BB: 2 P: 13	R: 0 E: 0 K: 1 S: 6		H: 1 LOB: 2 BB: 0 P: 10	R: 0 E: 1 K: 1 S: 6	H: 0 LOB: 1 BB: 0 P: 6	1B: 10 2B: 1 3B: 1 HR: 2	SF: 1 DP: 1 HBP: 0	WP: 1 PB: 0 SB: 1 CS: 0
PITCHER	IP	WLS	BF	H	R	ER	SO	BB	IBB	HBP	BLK	WP	HR	S	P	ERA	WHIP							
Skip Pitlock, L ERA: 4.62 (1, 1)	3.0		15	6	4	4	0	0	0	0	0	0	0	1	9	12.00	2.000							
Jerry Johnson, R ERA: 4.67 (4, 1)	0.0		3	1	1	1	0	2	0	0	0	0	0	1	9	∞	∞							
Don Carithers, R ERA: 7.64 (4, 1)	2.0		10	2	2	2	1	1	1	0	0	1	0	10	18	9.00	1.500							
Rich Robertson, R ERA: 5.14 (6, 1)	2.0		10	1	0	0	1	1	1	0	0	0	0	10	18	0.00	1.000							
Mike Davison, L ERA: 6.81 (8, 1)	1.0		7	3	2	2	0	2	0	0	0	0	0	5	13	18.00	5.000							

Batter	1	2	3	4	5	6	7	8	9	10	AB	R	H	RBI	BB	SO	LOB	BOTTOM				
Bobby Bonds, R OBP: 0.384, SLG: 0.502 (1, 9)	6-3		K		K						6	1	2	4	0	3	1	Pittsburgh Pirates @ San Francisco Giants Candlestick Park, San Francisco, CA Sat Aug 29 1970, 6:33 AM EDT Att: 8,188 - Unknown livebaseballscorecards.com				
Tito Fuentes, S OBP: 0.297, SLG: 0.327 (1, 4)											4	1	3	0	0	0	1					
Willie Mays, R OBP: 0.362, SLG: 0.504 (1, 8)											5	2	3	2	0	0	3					
Ken Henderson, S OBP: 0.402, SLG: 0.474 (1, 7)											5	1	1	0	0	1	2					
Dick Dietz, R OBP: 0.447, SLG: 0.569 (1, 2)											4	1	3	2	1	0	1					
Jim Ray Hart, R OBP: 0.369, SLG: 0.486 (1, 5)											5	2	2	2	0	1	3					
Frank Johnson, R OBP: 0.349, SLG: 0.361 (1, 3)											4	0	0	0	0	0	3					
Hal Lanier, R OBP: 0.265, SLG: 0.282 Ron Hunt, R OBP: 0.399, SLG: 0.390 (1, 6)											0	0	0	0	1	0	0					
Steve Blass, R ERA: 3.37 (8, 1)	7.1		32	10	5	5	6	2	0	1	0	0	0	0	0	0	0		0			
Don Carithers, R ERA: 3.27 (8, 1)	0.1		3	2	1	1	0	0	0	0	0	0	0	0	0	0	0					
Joe Gibbon, L ERA: 4.56 (8, 1)	0.0		1	0	0	0	0	0	0	0	0	0	0	0	0	0	0					
John Lamb, R ERA: 0.69 (8, 1)	1.1		5	2	3	1	0	0	0	0	0	0	0	0	0	0	0					
Bruce Dal Canton, R ERA: 4.3 (10, 1)	0.2		5	2	1	1	0	0	0	0	0	0	0	0	0	0	0					
Inning Stats	R: 0 E: 0 K: 1 S: 6	H: 1 LOB: 1 BB: 0 P: 6	R: 0 E: 0 K: 0 S: 3	H: 0 LOB: 0 BB: 0 P: 3	R: 0 E: 0 K: 1 S: 4	H: 0 LOB: 0 BB: 1 P: 8	R: 2 E: 0 K: 0 S: 6	H: 4 LOB: 1 BB: 0 P: 6	R: 0 E: 0 K: 2 S: 8	H: 1 LOB: 2 BB: 1 P: 9	R: 0 E: 0 K: 1 S: 5	H: 0 LOB: 0 BB: 0 P: 5	R: 7 E: 1 K: 0 S: 10	H: 6 LOB: 1 BB: 0 P: 10	R: 0 E: 0 K: 0 S: 3	H: 1 LOB: 0 BB: 0 P: 3	R: 1 E: 0 K: 0 S: 4	H: 2 LOB: 2 BB: 1 P: 8	1B: 10 2B: 3 3B: 0 HR: 3	SF: 0 DP: 2 HBP: 1	WP: 0 PB: 0 SB: 0 CS: 1	PA: 46
PITCHER	IP	WLS	BF	H	R	ER	SO	BB	IBB	HBP	BLK	WP	HR	S	P	ERA	WHIP					
Steve Blass, R ERA: 3.37 (8, 1)	7.1		32	10	5	5	6	2	0	1	0	0	0	0	0	6.14	1.636					
Don Carithers, R ERA: 3.27 (8, 1)	0.1		3	2	1	1	0	0	0	0	0	0	0	0	0	27.00	6.000					
Joe Gibbon, L ERA: 4.56 (8, 1)	0.0		1	0	0	0	0	0	0	0	0	0	0	0	1	∞	∞					
John Lamb, R ERA: 0.69 (8, 1)	1.1		5	2	3	1	0	0	0	0	0	0	0	1	5	6.75	1.500					
Bruce Dal Canton, R ERA: 4.3 (10, 1)	0.2		5	2	1	1	0	0	0	0	0	0	0	0	4	13.50	3.000					

Batter	1	2	3	4	5	6	7	8	9	AB	R	H	RBI	BB	SO	LOB	TOP					
Matty Alou, L OBP: 0.327, SLG: 0.351 (1, 8)	0-0 WP 1B 2B	4-0 BB BB		0-0 1B	0-0 4-3			0-0 1B		4	1	3	0	1	0	2	Pittsburgh Pirates @ San Francisco Giants Candlestick Park, San Francisco, CA Sun Aug 30 1970, 6:33 AM EDT Sunny					
Richie Hebner, L OBP: 0.344, SLG: 0.413 (1, 5)	4-0 1B 2-3 BB	4-0 1-2 BB		0-0 1B		0-0 G3		0-3 K		3	1	1	0	2	1	1						
Al Oliver, L OBP: 0.321, SLG: 0.432 (1, 9)	0-0 G3 1-3 3-H 1B	0-3 K		0-0 F8		0-0 6-3		0-0 F7		5	0	1	1	0	1	6						
Willie Stargell, L OBP: 0.328, SLG: 0.522 (1, 7)	0-0 F7	0-3 K		0-0 F9		0-0 F9		0-0 F3		5	0	0	0	0	1	8						
Bob Robertson, R OBP: 0.378, SLG: 0.556 (1, 3)	0-0 G3 1-2 3-H 1B		0-0 F9		4-0 BB 1B BB		0-0 F9		0-0 F5	4	1	1	1	1	0	0						
Bill Mazerowski, R OBP: 0.300, SLG: 0.339 (1, 4)	0-0 G3 1-2 2-3		0-0 1B		0-0 F8		0-0 E4 BB		0-0 G6-4-3 1B	5	0	2	0	0	0	3						
Jerry May, R OBP: 0.302, SLG: 0.264 (1, 2)	0-0 F8		0-0 F4		4-0 1B BB		0-0 F9		0-0 G6-4-3 1-2	4	0	0	0	1	0	5						
Gene Alley, R OBP: 0.297, SLG: 0.357 (1, 6)		0-0 6-3		0-0 F4		0-0 1-2 2-H 1B		4-0 BB		3	0	1	1	1	0	1						
Luke Walker, L OBP: 0.206, SLG: 0.129 John Lamb, R (5, 1) Jose Pagan, R OBP: 0.322, SLG: 0.410 Bruce Dal Canton, R (7, 1)		4-0 BB WP BB		0-3 K		0-3 K		0-3 K		2	0	0	0	1	2	2						
Inning Stats	R: 2 E: 0 K: 0 S: 6	H: 3 LOB: 2 BB: 1 P: 10	R: 0 E: 0 K: 2 S: 7	H: 0 LOB: 3 BB: 3 P: 19	R: 0 E: 0 K: 1 S: 4	H: 1 LOB: 1 BB: 0 P: 4	R: 0 E: 0 K: 1 S: 7	H: 2 LOB: 2 BB: 0 P: 7	R: 1 E: 0 K: 1 S: 6	H: 1 LOB: 2 BB: 2 P: 14	R: 0 E: 0 K: 0 S: 3	H: 0 LOB: 0 BB: 0 P: 3	R: 0 E: 1 K: 1 S: 6	H: 0 LOB: 2 BB: 1 P: 10	R: 0 E: 0 K: 0 S: 3	H: 1 LOB: 1 BB: 0 P: 3	1B: 8 2B: 1 3B: 0 HR: 0	SF: 0 SAC: 0 DP: 1 HBP: 0	WP: 2 PB: 2 SB: 0 CS: 0	PA: 43		
PITCHER	IP WLS BF H R ER SO BB IBB HBP BLK WP HR S P ERA WHIP	IP WLS BF H R ER SO BB IBB HBP BLK WP HR S P ERA WHIP	IP WLS BF H R ER SO BB IBB HBP BLK WP HR S P ERA WHIP	IP WLS BF H R ER SO BB IBB HBP BLK WP HR S P ERA WHIP	IP WLS BF H R ER SO BB IBB HBP BLK WP HR S P ERA WHIP	IP WLS BF H R ER SO BB IBB HBP BLK WP HR S P ERA WHIP	IP WLS BF H R ER SO BB IBB HBP BLK WP HR S P ERA WHIP	IP WLS BF H R ER SO BB IBB HBP BLK WP HR S P ERA WHIP	IP WLS BF H R ER SO BB IBB HBP BLK WP HR S P ERA WHIP	IP WLS BF H R ER SO BB IBB HBP BLK WP HR S P ERA WHIP	IP WLS BF H R ER SO BB IBB HBP BLK WP HR S P ERA WHIP	IP WLS BF H R ER SO BB IBB HBP BLK WP HR S P ERA WHIP	IP WLS BF H R ER SO BB IBB HBP BLK WP HR S P ERA WHIP	IP WLS BF H R ER SO BB IBB HBP BLK WP HR S P ERA WHIP	IP WLS BF H R ER SO BB IBB HBP BLK WP HR S P ERA WHIP	IP WLS BF H R ER SO BB IBB HBP BLK WP HR S P ERA WHIP	IP WLS BF H R ER SO BB IBB HBP BLK WP HR S P ERA WHIP	IP WLS BF H R ER SO BB IBB HBP BLK WP HR S P ERA WHIP	IP WLS BF H R ER SO BB IBB HBP BLK WP HR S P ERA WHIP	IP WLS BF H R ER SO BB IBB HBP BLK WP HR S P ERA WHIP	IP WLS BF H R ER SO BB IBB HBP BLK WP HR S P ERA WHIP	
Frank Reberger, R ERA: 5.8 Jerry Johnson, R ERA: 4.53 Rich Robertson, R ERA: 5.0	1.1 3.2 4.0	1.1 3.2 4.0	1.1 3.2 4.0	1.1 3.2 4.0	1.1 3.2 4.0	1.1 3.2 4.0	1.1 3.2 4.0	1.1 3.2 4.0	1.1 3.2 4.0	1.1 3.2 4.0	1.1 3.2 4.0	1.1 3.2 4.0	1.1 3.2 4.0	1.1 3.2 4.0	1.1 3.2 4.0	1.1 3.2 4.0	1.1 3.2 4.0	1.1 3.2 4.0	1.1 3.2 4.0	1.1 3.2 4.0	1.1 3.2 4.0	1.1 3.2 4.0

AB	36
R	3
H	9
RBI	3
BB	7
SO	6
LOB	30



Batter	1	2	3	4	5	6	7	8	9	AB	R	H	RBI	BB	SO	LOB	BOTTOM					
Bobby Bonds, R OBP: 0.384, SLG: 0.505 (1, 9)	0-0 G3 1B 2B	0-0 6-3		0-0 G5-4-3 1-2		0-0 2-H 2B		0-0 F3		5	1	2	1	0	0	1	Pittsburgh Pirates @ San Francisco Giants Candlestick Park, San Francisco, CA Sun Aug 30 1970, 6:33 AM EDT Sunny					
Ron Hunt, R OBP: 0.396, SLG: 0.387 (1, 4)	0-0 G3 2-3	0-0 1B		0-0 6-3		0-0 F4		0-0 6-3		5	0	1	0	0	0	2						
Willie Mays, R OBP: 0.383, SLG: 0.503 (1, 8)	0-0 2B 3-H 1B	0-0 F7		0-3 K		4-0 BB		0-0 F7		3	1	1	1	1	1	1						
Willie McCovey, L OBP: 0.437, SLG: 0.624 (1, 3)	0-0 1-H 1B 2B		0-0 HR		4-0 1B BB		0-0 F7			3	3	2	2	1	0	2						
Ken Henderson, S OBP: 0.402, SLG: 0.474 (1, 7)	0-0 S 2-H 1B		0-0 6-3		0-0 1B E 1B		0-0 F9			4	1	2	1	0	0	0						
Dick Dietz, R OBP: 0.445, SLG: 0.565 (1, 2)	0-3 K 1-2		0-0 4-3		0-0 E8 1-H 2-H 1B		0-0 F8			4	0	1	1	0	1	1						
Jim Ray Hart, R OBP: 0.371, SLG: 0.481 (1, 5)	4-0 IBB		0-0 4-3		0-0 F7		4-0 BB			2	0	0	0	2	0	1						
Hal Lanier, R OBP: 0.265, SLG: 0.282 (1, 6)	0-0 4-3		0-0 6-3		0-0 SH3-4 2B 1B		0-3 K			4	1	1	0	0	1	3						
Frank Reberger, L OBP: 0.194, SLG: 0.222 Jerry Johnson, R OBP: 0.154, SLG: 0.083 Rich Robertson, R OBP: 0.098, SLG: 0.255 (6, 1)		0-3 K		0-0 G5-4-3 1B		0-0 SH3-4		0-0 F9		0	0	0	0	0	0	0						
Inning Stats	R: 3 E: 0 K: 1 S: 9	H: 4 LOB: 2 BB: 1 P: 13	R: 0 E: 0 K: 1 S: 6	H: 1 LOB: 1 BB: 0 P: 6	R: 1 E: 0 K: 0 S: 4	H: 1 LOB: 0 BB: 0 P: 4	R: 0 E: 0 K: 0 S: 3	H: 1 LOB: 0 BB: 0 P: 3	R: 2 E: 1 K: 1 S: 7	H: 2 LOB: 1 BB: 1 P: 11	R: 1 E: 0 K: 0 S: 5	H: 2 LOB: 2 BB: 1 P: 9	R: 0 E: 0 K: 1 S: 5	H: 0 LOB: 1 BB: 1 P: 9	R: 0 E: 0 K: 0 S: 3	H: 0 LOB: 0 BB: 0 P: 3	1B: 7 2B: 3 3B: 0 HR: 1	SF: 0 SAC: 1 DP: 1 HBP: 0	WP: 0 PB: 0 SB: 1 CS: 0	PA: 38		
PITCHER	IP WLS BF H R ER SO BB IBB HBP BLK WP HR S P ERA WHIP	IP WLS BF H R ER SO BB IBB HBP BLK WP HR S P ERA WHIP	IP WLS BF H R ER SO BB IBB HBP BLK WP HR S P ERA WHIP	IP WLS BF H R ER SO BB IBB HBP BLK WP HR S P ERA WHIP	IP WLS BF H R ER SO BB IBB HBP BLK WP HR S P ERA WHIP	IP WLS BF H R ER SO BB IBB HBP BLK WP HR S P ERA WHIP	IP WLS BF H R ER SO BB IBB HBP BLK WP HR S P ERA WHIP	IP WLS BF H R ER SO BB IBB HBP BLK WP HR S P ERA WHIP	IP WLS BF H R ER SO BB IBB HBP BLK WP HR S P ERA WHIP	IP WLS BF H R ER SO BB IBB HBP BLK WP HR S P ERA WHIP	IP WLS BF H R ER SO BB IBB HBP BLK WP HR S P ERA WHIP	IP WLS BF H R ER SO BB IBB HBP BLK WP HR S P ERA WHIP	IP WLS BF H R ER SO BB IBB HBP BLK WP HR S P ERA WHIP	IP WLS BF H R ER SO BB IBB HBP BLK WP HR S P ERA WHIP	IP WLS BF H R ER SO BB IBB HBP BLK WP HR S P ERA WHIP	IP WLS BF H R ER SO BB IBB HBP BLK WP HR S P ERA WHIP	IP WLS BF H R ER SO BB IBB HBP BLK WP HR S P ERA WHIP	IP WLS BF H R ER SO BB IBB HBP BLK WP HR S P ERA WHIP	IP WLS BF H R ER SO BB IBB HBP BLK WP HR S P ERA WHIP	IP WLS BF H R ER SO BB IBB HBP BLK WP HR S P ERA WHIP	IP WLS BF H R ER SO BB IBB HBP BLK WP HR S P ERA WHIP	
Luke Walker, L ERA: 3.63 John Lamb, R ERA: 1.26 Bruce Dal Canton, R ERA: 4.2	4.2 1.1 2.0	4.2 1.1 2.0	4.2 1.1 2.0	4.2 1.1 2.0	4.2 1.1 2.0	4.2 1.1 2.0	4.2 1.1 2.0	4.2 1.1 2.0	4.2 1.1 2.0	4.2 1.1 2.0	4.2 1.1 2.0	4.2 1.1 2.0	4.2 1.1 2.0	4.2 1.1 2.0	4.2 1.1 2.0	4.2 1.1 2.0	4.2 1.1 2.0	4.2 1.1 2.0	4.2 1.1 2.0	4.2 1.1 2.0	4.2 1.1 2.0	4.2 1.1 2.0



Batter	1	2	3	4	5	6	7	8	9	AB	R	H	RBI	BB	SO	LOB	TOP					
Johnny Jeter, R OBP: 0.317, SLG: 0.339 (1, 8)	0-0 6-3			0-0 F9		0-3 K2-3		4-0 S 1B BB		3	1	0	0	1	1	0						
Dave Cash, R OBP: 0.383, SLG: 0.456 (1, 4)	0-0 1-3			0-0 2B			0-0 BB 1B	0-0 1B		4	0	3	1	0	0	0						
Roberto Clemente, R OBP: 0.417, SLG: 0.570 (1, 9)	0-3 K			0-3 K			0-0 1-2 BB 1B	0-0 F8		4	0	1	0	0	2	2						
Manny Sanguillen, R OBP: 0.336, SLG: 0.447 (1, 2)		0-0 G6-4-3 1B		0-0 6-3			0-3 K		0-0 F8	4	0	1	0	0	1	3						
Bob Robertson, R OBP: 0.380, SLG: 0.553 (1, 3)		0-0 G6-4-3		0-3 K			4-0 BB		0-0 BB 1B	3	0	1	0	1	1	1						
Freddie Patek, R OBP: 0.338, SLG: 0.375 (9, PR)		1-2		0-3 K			1-2 2-3 BB		0-0 BB 1B	0	0	0	0	0	0	0						
Willie Stargell, L OBP: 0.325, SLG: 0.516 (1, 7)	0-0 4-3			0-3 K			0-3 K		0-0 F6	4	0	0	0	0	2	4						
Jose Pagan, R OBP: 0.317, SLG: 0.402 (1, 5)			0-0 F6		0-0 5-3		0-0 F6		0-0 F6	4	0	0	0	0	0	4						
Gene Alley, R OBP: 0.295, SLG: 0.354 (1, 6)		0-0 6-3		0-0 6-3		0-0 4-3		0-0 F8		3	0	0	0	0	0	0						
Fred Cambria, R OBP: 0.200, SLG: 0.200 (1, 1)			0-0 4-3		0-0 4-3		0-0 4-3		0-3 K	2	0	0	0	0	0	0						
Al Oliver, L OBP: 0.320, SLG: 0.431 (8, PH)										1	0	0	0	0	1	0						
Dave Giusti, R OBP: 0.333, SLG: 0.333 (8, 1)										0	0	0	0	0	0	0						
Inning Stats	R: 0 E: 0 K: 1 S: 5	H: 0 LOB: 0 BB: 0 P: 5	R: 0 E: 0 K: 0 S: 3	H: 1 LOB: 0 BB: 0 P: 3	R: 0 E: 0 K: 0 S: 3	H: 0 LOB: 0 BB: 0 P: 3	R: 0 E: 0 K: 1 S: 6	H: 1 LOB: 1 BB: 0 P: 6	R: 0 E: 0 K: 2 S: 7	H: 0 LOB: 0 BB: 0 P: 7	R: 0 E: 0 K: 1 S: 5	H: 0 LOB: 0 BB: 0 P: 5	R: 0 E: 0 K: 2 S: 9	H: 2 LOB: 3 BB: 1 P: 13	R: 1 E: 0 K: 1 S: 6	H: 1 LOB: 1 BB: 0 P: 10	R: 0 E: 0 K: 0 S: 4	H: 1 LOB: 1 BB: 0 P: 4	1B: 5 2B: 1 3B: 0 HR: 0	SF: 0 SAC: 0 DP: 1 HBP: 0	WP: 0 PB: 0 SB: 1 CS: 1	PA: 34
PITCHER Ron Bryant, L ERA: 5.25 (1, 1)	IP: 9.0 WLS: W BF: 34 H: 6 R: 1 ER: 1 SO: 8 BB: 2 IBB: 0 HBP: 0 BLK: 0 WP: 0 HR: 0 S: 48 P: 56 ERA: 1.00 WHIP: 0.889															PITCHER						

Pittsburgh Pirates @ San Francisco Giants
Candlestick Park, San Francisco, CA
Sun Aug 30 1970, 6:38 AM EDT
Att: 15,963 - Unknown

AB	32
R	1
H	6
RBI	1
BB	2
SO	8
LOB	14



Batter	1	2	3	4	5	6	7	8	9	AB	R	H	RBI	BB	SO	LOB	BOTTOM					
Bobby Bonds, R OBP: 0.386, SLG: 0.507 (1, 9)	0-0 1B E 1B	0-0 F7		0-0 CS 1B			0-0 1B			4	1	3	0	0	0	1						
Ron Hunt, R OBP: 0.400, SLG: 0.389 (1, 4)	0-0 BB E 1B	1-0		0-0 CS	0-0 F8		0-0 1B			3	0	2	0	0	0	0						
Hal Lanier, R OBP: 0.265, SLG: 0.282 (9, 6)	1-3 1B	1-2 HBP		1-2			1-2 1B			0	0	0	0	0	0	0						
Willie Mays, R OBP: 0.380, SLG: 0.497 (1, 8)	0-0 F2	0-0 F3		0-0 F4	0-0 F4		0-0 F7			4	0	0	0	0	0	6						
Willie McCovey, L OBP: 0.434, SLG: 0.618 (1, 3)	0-0 E6 BB 1-2 3-H		0-3 K		0-0 G3		0-0 F7			4	0	0	1	0	1	3						
Ken Henderson, S OBP: 0.403, SLG: 0.472 (1, 7)	4-0 BB 1-2 2-3		4-0 BB	4-0 F8 BB		0-0 F9	0-0 F8			2	0	0	0	2	0	2						
Jim Ray Hart, R OBP: 0.369, SLG: 0.482 (1, 5)	0-3 K		0-0 F8	0-0 F8		0-0 E6 1B		0-0 SH2-4 SF7 2B		4	1	1	0	0	1	4						
Tito Fuentes, S OBP: 0.297, SLG: 0.327 (1, 6)	0-0 F3		0-0 F7			0-0 1B		0-0 SH2-4		3	0	1	0	0	0	4						
John Stephenson, L OBP: 0.094, SLG: 0.067 (1, 2)		0-0 E2 FC1-6		0-0 G3	0-0 F8		0-0 F8	0-0 SF7		3	0	0	1	0	0	2						
Ron Bryant, S OBP: 0.095, SLG: 0.050 (1, 1)		0-0 FC1-6 HBP		0-0 4-3		0-0 F8		0-0 1-4-3		4	0	0	0	0	0	3						
Inning Stats	R: 1 E: 1 K: 1 S: 8	H: 2 LOB: 3 BB: 1 P: 12	R: 0 E: 1 K: 0 S: 4	H: 0 LOB: 2 BB: 0 P: 5	R: 0 E: 0 K: 1 S: 5	H: 0 LOB: 1 BB: 1 P: 9	R: 0 E: 0 K: 0 S: 3	H: 1 LOB: 0 BB: 0 P: 3	R: 0 E: 0 K: 0 S: 3	H: 0 LOB: 0 BB: 0 P: 3	R: 0 E: 0 K: 0 S: 5	H: 1 LOB: 2 BB: 0 P: 5	R: 0 E: 0 K: 0 S: 5	H: 2 LOB: 2 BB: 0 P: 5	R: 1 E: 0 K: 0 S: 4	H: 1 LOB: 0 BB: 0 P: 4	R: 0 E: 0 K: 0 S: 4	H: 1 LOB: 0 BB: 0 P: 4	1B: 6 2B: 1 3B: 0 HR: 0	SF: 1 SAC: 1 DP: 0 HBP: 1	WP: 0 PB: 0 SB: 0 CS: 1	PA: 37
PITCHER Fred Cambria, R ERA: 1.35 (1, 1)	IP: 7.0 WLS: L BF: 4 H: 1 R: 1 ER: 1 SO: 2 BB: 6 IBB: 1 HBP: 0 BLK: 0 WP: 0 HR: 0 S: 4 P: 4 ERA: 9.00 WHIP: 1.000															PITCHER						

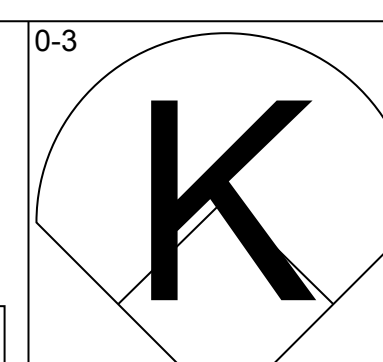
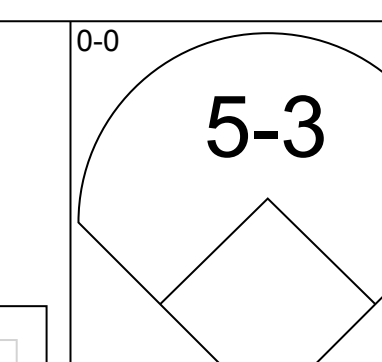
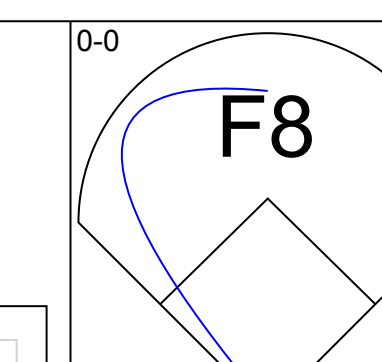
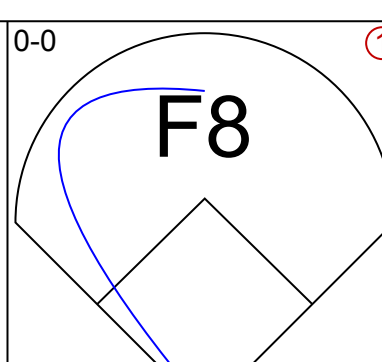
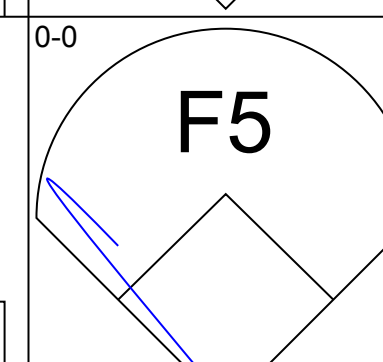
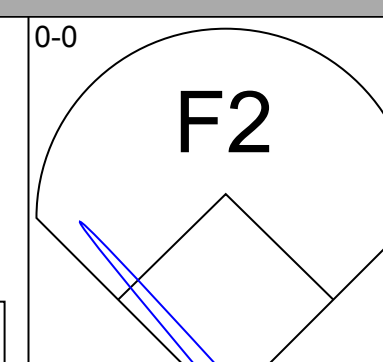
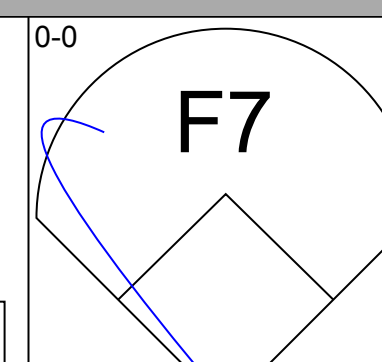
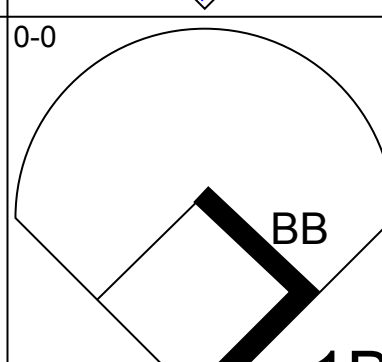
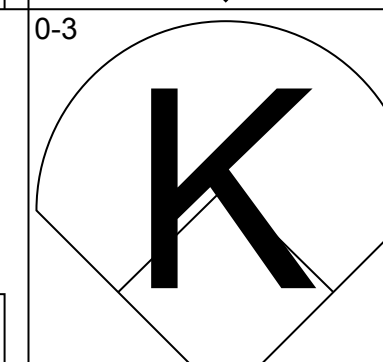
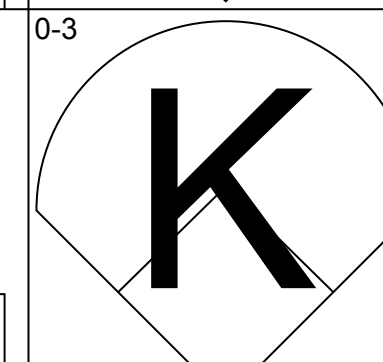
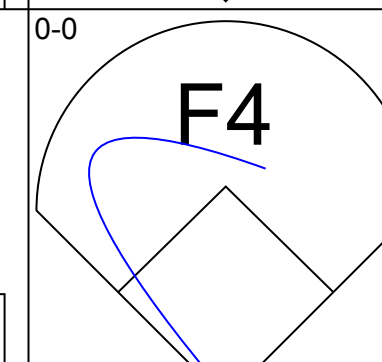
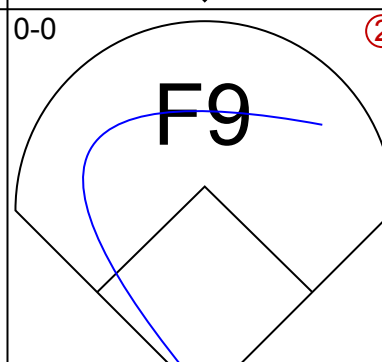
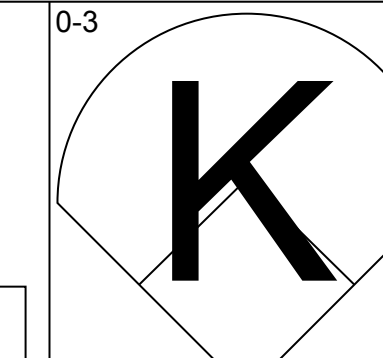
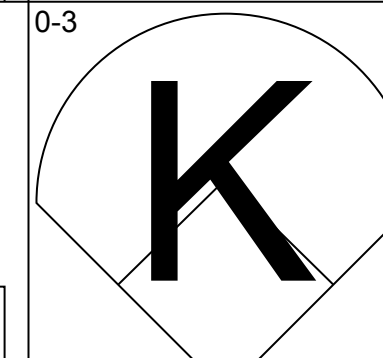
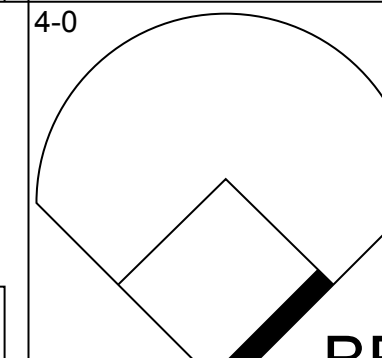
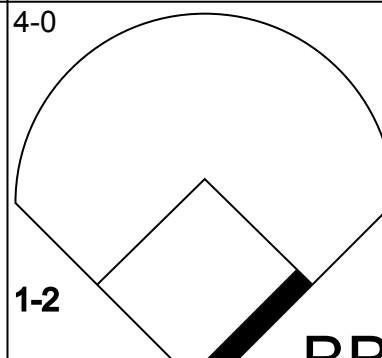
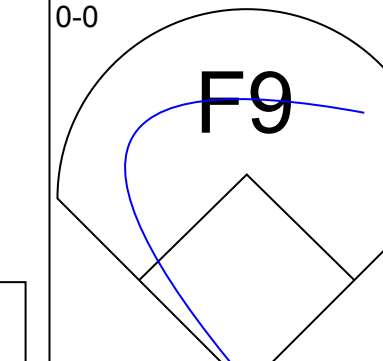
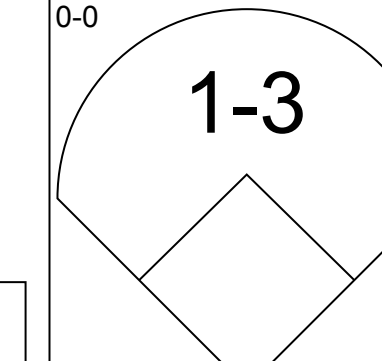
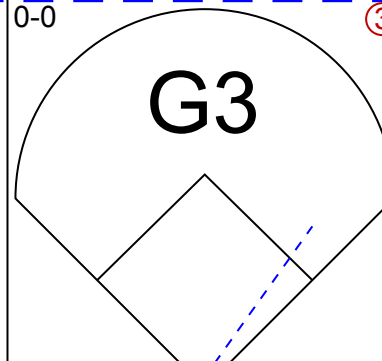
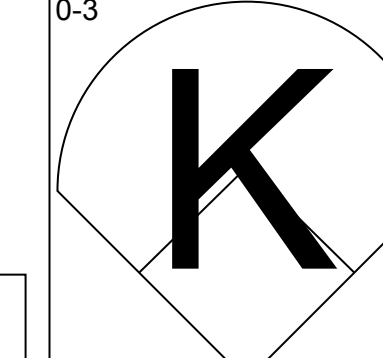
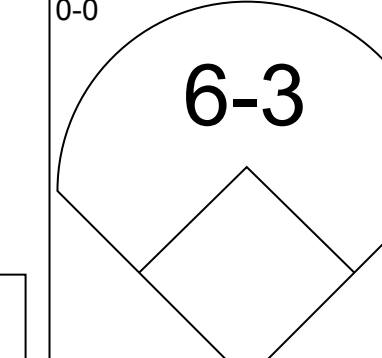
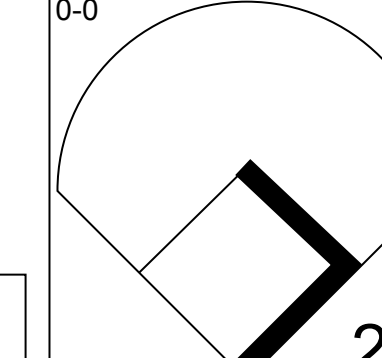
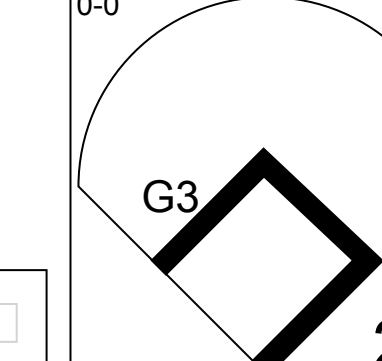
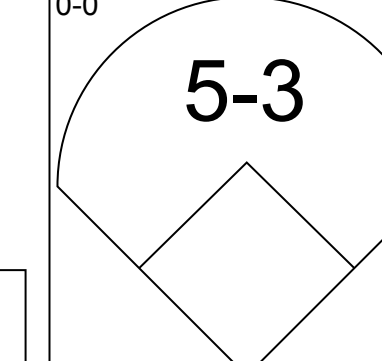
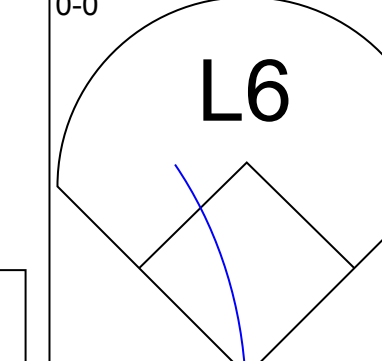
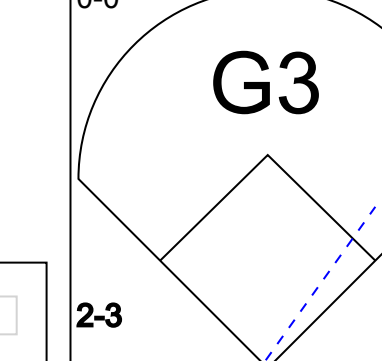
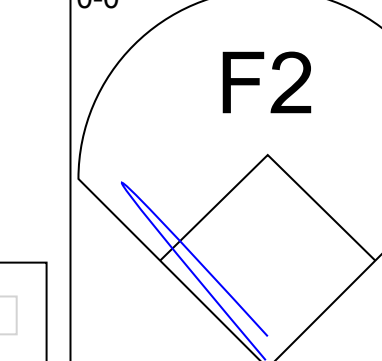
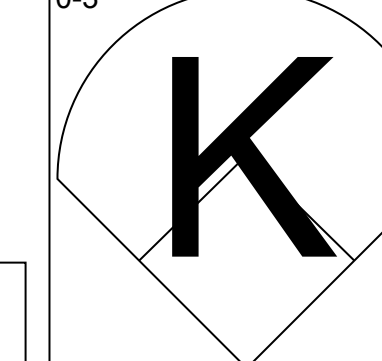
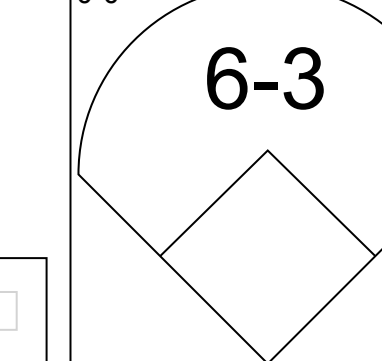
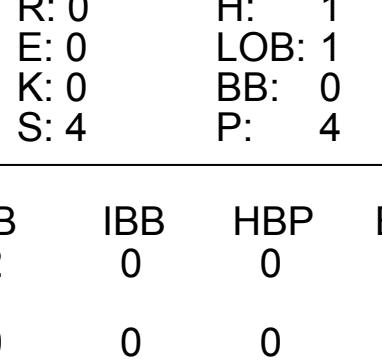
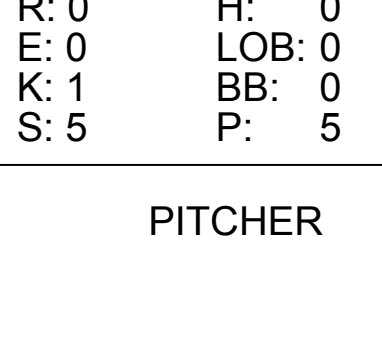
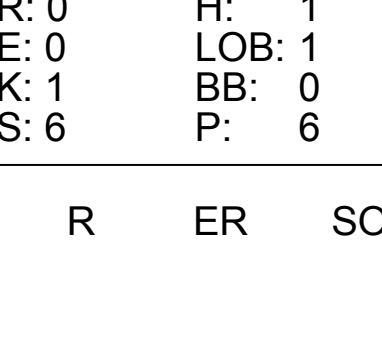
Pittsburgh Pirates @ San Francisco Giants
Candlestick Park, San Francisco, CA
Sun Aug 30 1970, 6:38 AM EDT
Att: 15,963 - Unknown

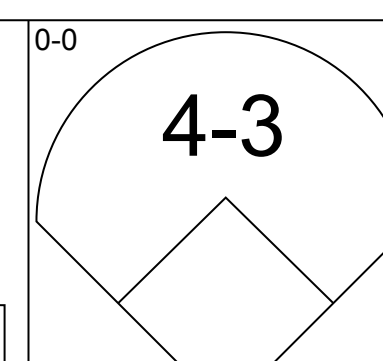
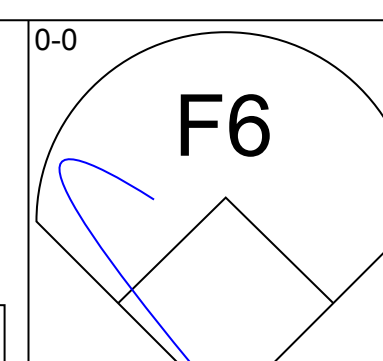
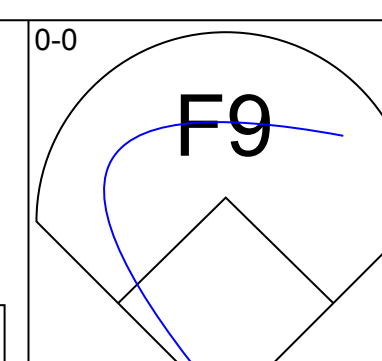
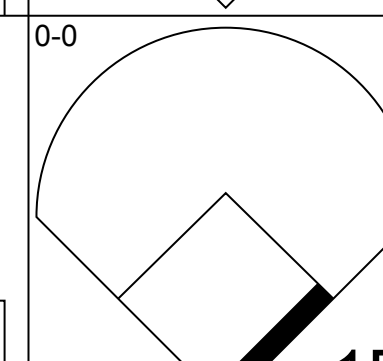
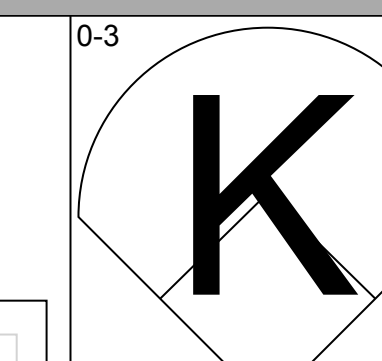
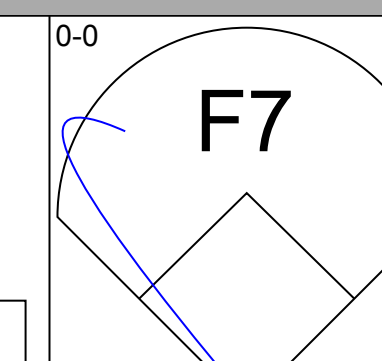
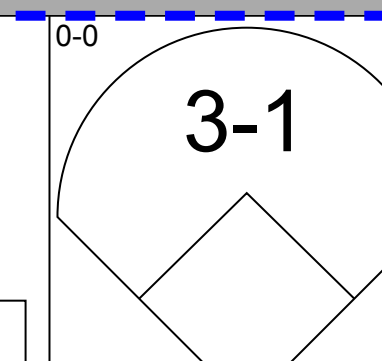
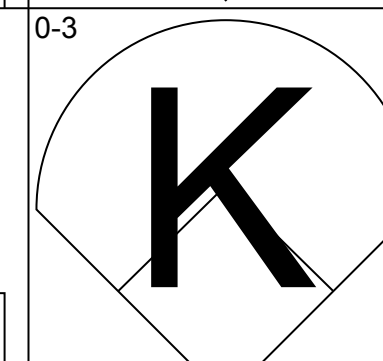
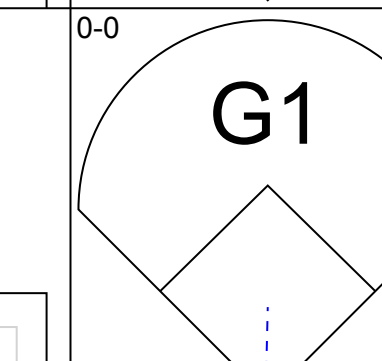
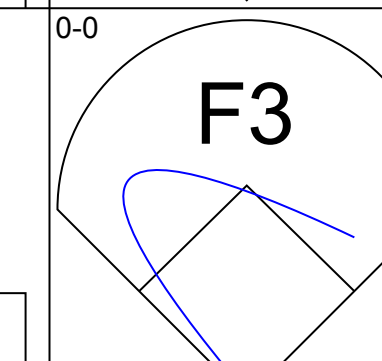
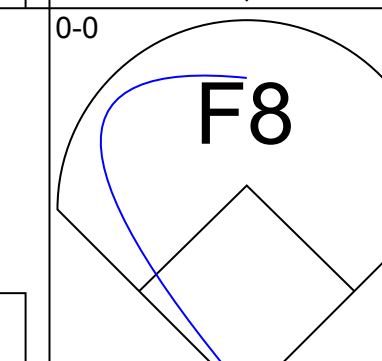
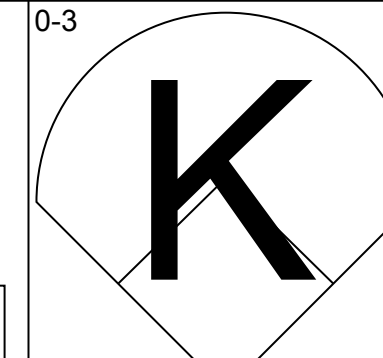
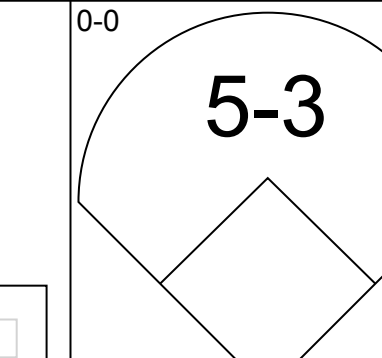
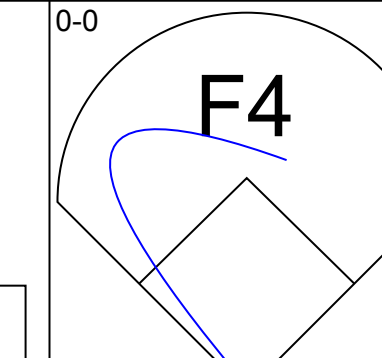
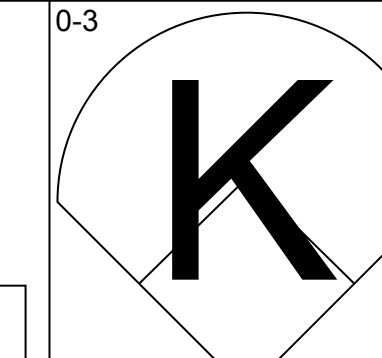

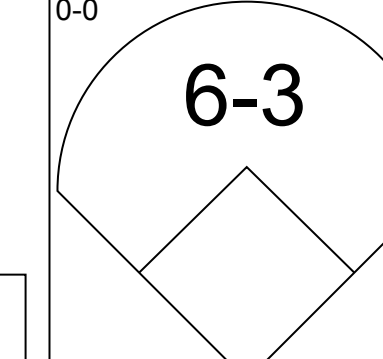
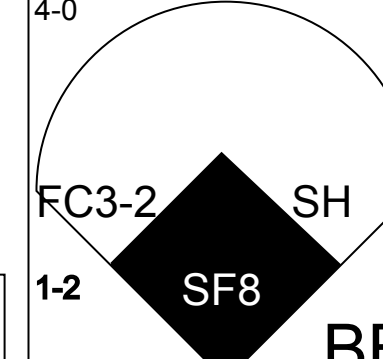
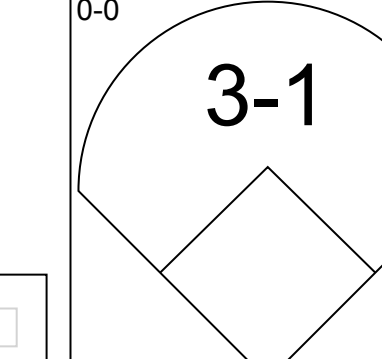
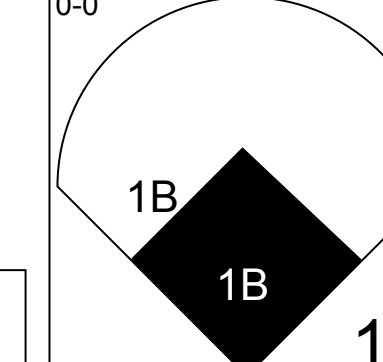
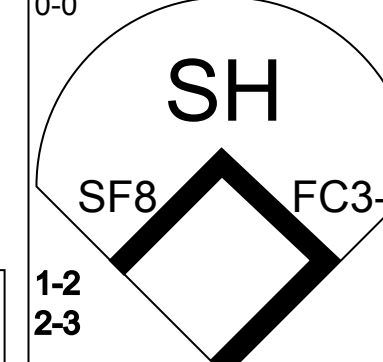
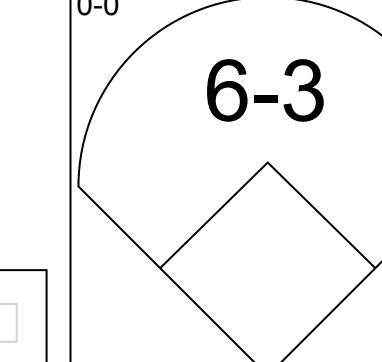
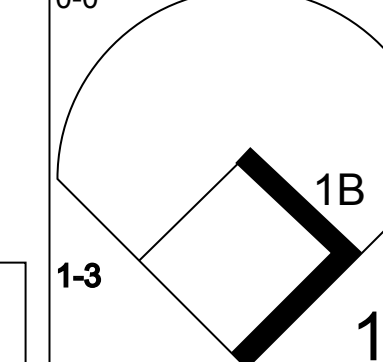
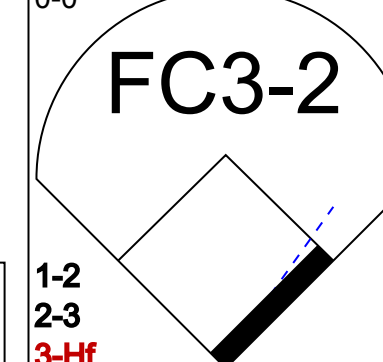

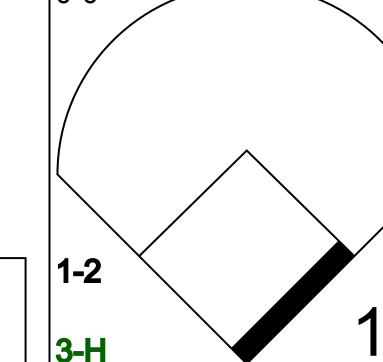
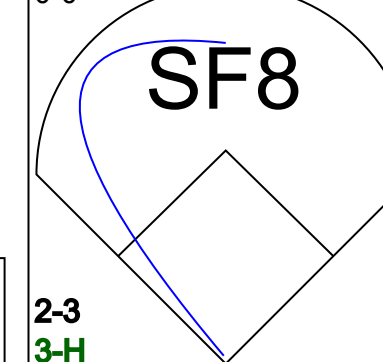
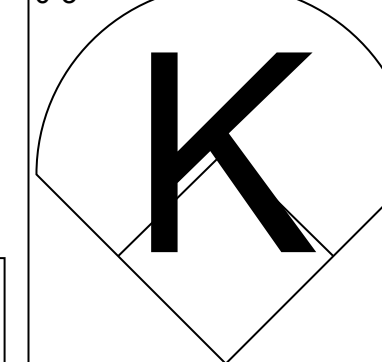
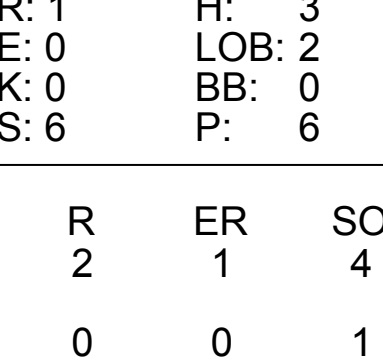
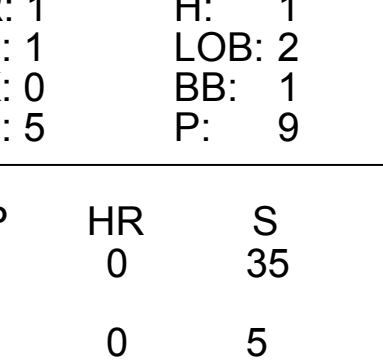



AB	31
R	2
H	7
RBI	2
BB	2
SO	2
LOB	25



Batter	1	2	3	4	5	6	7	8	9	AB	R	H	RBI	BB	SO	LOB	TOP								
Bobby Bonds, R OBP: 0.386, SLG: 0.510 (1, 9)	0-0 6-3		0-3 K		0-0 F4		0-0 HR	4-0 2B IBB		4	2	1	1	1	1	0	San Francisco Giants @ Cincinnati Reds Riverfront Stadium, Cincinnati, OH Tue Sep 01 1970, 7:05 PM EDT Att: 25,850 - Unknown livebaseballscores.com								
Ron Hunt, R OBP: 0.397, SLG: 0.386 (1, 4)	0-0 F7		0-0 6-3		0-0 5-3		0-0 E6	0-0 2B G3-2-3 1B	0-0 1-H 2-H 2B	3	0	0	0	0	0	0									
Hal Lanier, R OBP: 0.266, SLG: 0.283 (5, 6)										1	0	1	0	0	0	0									
John Stephenson, L OBP: 0.121, SLG: 0.129 (8, PH)										1	0	1	2	0	0	0									
Bob Heise, R OBP: 0.258, SLG: 0.308 (8, 4)										0	0	0	0	0	0	0									
Willie Mays, R OBP: 0.380, SLG: 0.501 (1, 8)	0-0 6-3		0-0 6-3		0-0 2B		0-0 G3-2-3 2-3 2B	0-3 K		5	0	2	0	0	1	1									
Willie McCovey, L OBP: 0.436, SLG: 0.615 (1, 3)		4-0 BB 1B BB		0-0 F8	4-0 2B IBB		4-0 G3-2-3 IBB	0-3 K		2	0	0	0	3	1	0									
Ken Henderson, S OBP: 0.403, SLG: 0.470 (1, 7)		0-0 BB 1B		4-0 1B 2B BB	0-0 F7		0-0 G3-2-3	0-3 K		4	1	1	0	1	1	5									
Dick Dietz, R OBP: 0.443, SLG: 0.561 (1, 2)		0-0 F9		0-0 1B 2B	0-3 K		0-3 K	0-0 F9		5	1	1	0	0	2	4									
Jim Ray Hart, R OBP: 0.376, SLG: 0.490 (1, 5)		4-0 1-2 2-3 BB		0-0 G3 1-H 2-H 2B	0-0 FC6-4 1B		0-0 F3			3	0	2	2	1	0	0									
Tito Fuentes, S OBP: 0.297, SLG: 0.329 (1, 6) (5, 4) (8, 6)		0-0 F8		0-0 G3	0-0 FC6-4		0-0 2B 2B			4	1	1	0	0	0	5									
Gaylord Perry, R OBP: 0.110, SLG: 0.172 (1, 1)		0-3 K		0-0 F9	0-0 1-3		0-0 6-3			4	0	0	0	0	1	6									
Inning Stats	R: 0 E: 0 K: 0 S: 3	H: 0 LOB: 0 BB: 0 P: 3	R: 0 E: 0 K: 1 S: 6	H: 1 LOB: 3 BB: 2 P: 14	R: 0 E: 0 K: 1 S: 5	H: 0 LOB: 0 BB: 0 P: 5	R: 2 E: 0 K: 0 S: 5	H: 2 LOB: 1 BB: 1 P: 9	R: 0 E: 0 K: 0 S: 4	H: 1 LOB: 2 BB: 0 P: 8	R: 0 E: 0 K: 1 S: 6	H: 1 LOB: 1 BB: 0 P: 6	R: 1 E: 1 K: 1 S: 7	H: 3 LOB: 2 BB: 1 P: 11	R: 2 E: 0 K: 1 S: 7	H: 2 LOB: 1 BB: 1 P: 11	R: 0 E: 0 K: 2 S: 7	H: 0 LOB: 0 BB: 0 P: 7	1B: 4 2B: 5 3B: 0 HR: 1	SF: 0 SAC: 0 DP: 1 HBP: 0	WP: 0 PB: 0 SB: 0 CS: 0	PA: 42			
PITCHER	IP	WLS	BF	H	R	ER	SO	BB	IBB	HBP	BLK	WP	HR	S	P	ERA	WHIP								
Jim McGlothlin, R ERA: 3.62 (1, 1)	6.0		31	8	3	3	3	3	2	0	0	0	1	32	52	4.50	1.833								
Clay Carroll, R ERA: 2.9 (7, 1)	2.0	L	8	2	2	2	2	0	1	0	0	0	0	11	15	9.00	1.000								
Don Gullett, L ERA: 2.54 (9, 1)	1.0		3	0	0	0	2	0	0	0	0	0	0	7	7	0.00	0.000								

Batter	1	2	3	4	5	6	7	8	9	AB	R	H	RBI	BB	SO	LOB	BOTTOM								
Pete Rose, S OBP: 0.397, SLG: 0.475 (1, 9)	0-0 6-3		4-0 HBP BB		0-0 1-3		0-0 2B 1B		0-0 F7	4	1	1	0	1	0	0	San Francisco Giants @ Cincinnati Reds Riverfront Stadium, Cincinnati, OH Tue Sep 01 1970, 7:05 PM EDT Att: 25,850 - Unknown livebaseballscores.com								
Bobby Tolan, L OBP: 0.393, SLG: 0.472 (1, 8)	4-0 BB 6-3 BB		0-3 K		0-0 F2		0-0 1-H 1B 2B		0-0 G3	4	1	1	1	1	1	1									
Tony Perez, R OBP: 0.413, SLG: 0.629 (1, 5)	0-0 6-3		1-0 HBP		0-0 F2		0-0 2-H 1B			3	0	1	1	0	0	1									
Johnny Bench, R OBP: 0.343, SLG: 0.616 (1, 2)	0-0 G3		0-0 F2		0-0 3-1 2B		0-3 K			4	0	1	0	0	1	4									
Lee May, R OBP: 0.292, SLG: 0.483 (1, 3)		0-0 FC6-4 1B	0-3 K		0-0 F5		0-3 K			4	0	1	0	0	2	4									
Bernie Carbo, L OBP: 0.458, SLG: 0.577 (1, 7)		0-0 F8		0-0 3-1		0-0 3-1		0-0 F9		4	0	0	0	0	0	2									
Tommy Helms, R OBP: 0.256, SLG: 0.273 (1, 4)		0-0 FC6-4 1B 1-2 WP		0-3 K		4-0 BB		0-0 4-3		3	1	0	0	1	1	1									
Darrel Chaney, S OBP: 0.278, SLG: 0.276 (1, 6)		0-0 WP		0-0 1B		0-0 4-3		0-3 K		3	0	2	0	0	0	2									
Don Gullett, R OBP: 0.250, SLG: 0.333 (9, 1)		1-3 1B		0-0 1B						0	0	0	0	0	0	0									
Jim McGlothlin, R OBP: 0.217, SLG: 0.185 (1, 1)		0-0 1-3		0-3 K		0-0 6-3		0-0 L9		2	0	0	0	0	1	2									
Clay Carroll, R OBP: 0.162, SLG: 0.100 (7, 1)										0	0	0	0	0	0	0									
Dave Concepcion, R OBP: 0.333, SLG: 0.333 (7, 6)										1	0	0	0	0	0	0									
Jimmy Stewart, S OBP: 0.301, SLG: 0.309 (8, PH)		1-2 3-H								1	0	0	0	0	1	0									
Ty Cline, L OBP: 0.304, SLG: 0.429 (9, PH)										1	0	0	0	0	0	0									
Inning Stats	R: 0 E: 0 K: 0 S: 3	H: 0 LOB: 1 BB: 1 P: 7	R: 1 E: 0 K: 0 S: 5	H: 2 LOB: 1 BB: 0 P: 5	R: 0 E: 0 K: 2 S: 7	H: 0 LOB: 2 BB: 1 P: 12	R: 0 E: 0 K: 2 S: 8	H: 1 LOB: 1 BB: 0 P: 8	R: 0 E: 0 K: 0 S: 3	H: 0 LOB: 0 BB: 0 P: 3	R: 0 E: 0 K: 0 S: 4	H: 1 LOB: 2 BB: 1 P: 8	R: 2 E: 0 K: 2 S: 10	H: 3 LOB: 1 BB: 0 P: 10	R: 0 E: 0 K: 1 S: 5	H: 0 LOB: 0 BB: 0 P: 5	R: 0 E: 0 K: 0 S: 3	H: 0 LOB: 0 BB: 0 P: 3	1B: 5 2B: 2 3B: 0 HR: 0	SF: 0 SAC: 0 DP: 0 HBP: 1	WP: 1 PB: 0 SB: 0 CS: 0	PA: 38			
PITCHER	IP	WLS	BF	H	R	ER	SO	BB	IBB	HBP	BLK	WP	HR	S	P	ERA	WHIP								
Gaylord Perry, R ERA: 3.61 (1, 1)	9.0	W	38	7	3	3	7	3	0	1	0	1	0	48	61	3.00	1.111								

Batter	1	2	3	4	5	6	7	8	9	AB	R	H	RBI	BB	SO	LOB	TOP					
Bobby Bonds, R OBP: 0.384, SLG: 0.506 (1, 9)										4	0	0	0	0	1	1	San Francisco Giants @ Cincinnati Reds Riverfront Stadium, Cincinnati, OH Wed Sep 02 1970, 7:05 PM EDT Att: 23,282 - Unknown livebaseballscorecards.com					
Tito Fuentes, S OBP: 0.296, SLG: 0.328 (1, 4) (8, 6)										4	0	1	0	0	0	0						
Willie Mays, R OBP: 0.377, SLG: 0.496 (1, 8)										4	0	0	0	0	2	1						
Willie McCovey, L OBP: 0.436, SLG: 0.612 (1, 3)										2	0	0	0	2	2	0						
Ken Henderson, S OBP: 0.400, SLG: 0.466 (1, 7)										4	0	0	0	0	1	3						
Dick Dietz, R OBP: 0.442, SLG: 0.562 (1, 2)										3	0	1	0	0	1	0						
Jim Ray Hart, R OBP: 0.376, SLG: 0.492 (1, 5)										3	0	1	0	0	0	1						
Hal Lanier, R OBP: 0.265, SLG: 0.282 (8, PH)										2	0	0	0	0	0	1						
Al Gallagher, R OBP: 0.341, SLG: 0.379 (8, 4)										1	0	0	0	0	1	1						
Bob Heise, R OBP: 0.258, SLG: 0.308 (8, 4)										0	0	0	0	0	0	0						
Juan Marichal, R OBP: 0.086, SLG: 0.060 (8, PH)										2	0	0	0	0	1	1						
John Stephenson, L OBP: 0.118, SLG: 0.125 (8, 1)										1	0	0	0	0	0	1						
Don McMahon, R OBP: 0.267, SLG: 0.154 (8, 1)										0	0	0	0	0	0	0						
Inning Stats	R: 0 E: 0 K: 2 S: 7	H: 0 LOB: 0 BB: 0 P: 7	R: 0 E: 0 K: 2 S: 7	H: 0 LOB: 0 BB: 0 P: 7	R: 0 E: 0 K: 0 S: 4	H: 1 LOB: 1 BB: 0 P: 4	R: 0 E: 0 K: 2 S: 7	H: 0 LOB: 0 BB: 0 P: 7	R: 0 E: 0 K: 0 S: 3	H: 0 LOB: 0 BB: 0 P: 3	R: 0 E: 0 K: 1 S: 5	H: 0 LOB: 0 BB: 0 P: 5	R: 0 E: 0 K: 1 S: 5	H: 0 LOB: 1 BB: 1 P: 9	R: 0 E: 0 K: 1 S: 6	H: 1 LOB: 1 BB: 0 P: 6	R: 0 E: 0 K: 0 S: 4	H: 1 LOB: 2 BB: 1 P: 8	1B: 1 2B: 2 3B: 0 HR: 0	SF: 0 SAC: 0 DP: 0 HBP: 0	WP: 0 PB: 0 SB: 0 CS: 0	PA: 32
PITCHER	IP	WLS	BF	H	R	ER	SO	BB	IBB	HBP	BLK	WP	HR	S	P	ERA	WHIP					
Gary Nolan, R ERA: 3.26 (1, 1)	8.2	W	31	3	0	0	9	2	0	0	0	0	0	47	55	0.00	0.577					
Wayne Granger, R ERA: 2.65 (9, 1)	0.1	S	1	0	0	0	0	0	0	0	0	0	0	1	1	0.00	0.000					

Batter	1	2	3	4	5	6	7	8	9	AB	R	H	RBI	BB	SO	LOB	BOTTOM				
Bobby Tolan, L OBP: 0.390, SLG: 0.468 (1, 8)										4	0	0	0	0	0	4	San Francisco Giants @ Cincinnati Reds Riverfront Stadium, Cincinnati, OH Wed Sep 02 1970, 7:05 PM EDT Att: 23,282 - Unknown livebaseballscorecards.com				
Pete Rose, S OBP: 0.386, SLG: 0.474 (1, 9)										4	0	1	0	0	1	0					
Johnny Bench, R OBP: 0.341, SLG: 0.611 (1, 2)										4	0	0	0	0	1	1					
Tony Perez, R OBP: 0.410, SLG: 0.624 (1, 5)										4	0	0	0	0	2	1					
Woody Woodward, R OBP: 0.296, SLG: 0.291 (9, 5)										0	0	0	0	0	0	0					
Lee May, R OBP: 0.292, SLG: 0.482 (1, 3)										3	0	1	0	0	0	0					
Bernie Carbo, L OBP: 0.457, SLG: 0.574 (1, 7)										2	1	0	0	1	0	0					
Tommy Helms, R OBP: 0.257, SLG: 0.274 (1, 4)										2	1	1	0	0	0	0					
Darrel Chaney, S OBP: 0.280, SLG: 0.278 (1, 6)										3	0	1	0	0	0	3					
Gary Nolan, R OBP: 0.169, SLG: 0.113 (1, 1)										2	0	1	2	0	1	0					
Wayne Granger, R OBP: 0.125, SLG: 0.125 (9, 1)										0	0	0	0	0	0	0					
Inning Stats	R: 0 E: 0 K: 2 S: 8	H: 1 LOB: 1 BB: 0 P: 8	R: 1 E: 0 K: 0 S: 6	H: 3 LOB: 2 BB: 0 P: 6	R: 0 E: 0 K: 1 S: 5	H: 0 LOB: 0 BB: 0 P: 5	R: 1 E: 1 K: 0 S: 5	H: 1 LOB: 2 BB: 1 P: 9	R: 0 E: 0 K: 0 S: 3	H: 0 LOB: 0 BB: 0 P: 3	R: 0 E: 0 K: 1 S: 5	H: 0 LOB: 0 BB: 0 P: 5	R: 0 E: 0 K: 1 S: 5	H: 0 LOB: 0 BB: 0 P: 5	R: 0 E: 0 K: 1 S: 5	H: 0 LOB: 0 BB: 0 P: 5	1B: 5 2B: 0 3B: 0 HR: 0	SF: 1 SAC: 1 DP: 0 HBP: 0	WP: 0 PB: 0 SB: 0 CS: 0	PA: 31	
PITCHER	IP	WLS	BF	H	R	ER	SO	BB	IBB	HBP	BLK	WP	HR	S	P	ERA	WHIP				
Juan Marichal, R ERA: 4.12 (1, 1)	7.0	L	28	5	2	1	4	1	0	0	0	0	0	35	39	1.29	0.857				
Don McMahon, R ERA: 2.99 (8, 1)	1.0		3	0	0	0	1	0	0	0	0	0	0	5	5	0.00	0.000				

Batter	1	2	3	4	5	6	7	8	9	AB	R	H	RBI	BB	SO	LOB	TOP					
Bobby Bonds, R OBP: 0.385, SLG: 0.509	0-3 K		0-0 F7		0-0 HR			0-0 4-3		4	1	1	2	0	1	1	San Francisco Giants @ Atlanta Braves Atlanta Stadium, Atlanta, GA Sat Sep 05 1970, 7:05 PM EDT Att: 13,820 - Unknown					
Tito Fuentes, S OBP: 0.297, SLG: 0.329	0-0 1B		0-0 F7		0-0 5-3			0-0 F6		4	0	1	0	0	0	1						
Ken Henderson, S OBP: 0.397, SLG: 0.460	0-0 F7			0-0 F4		0-0 SF8 1B		0-0 F7		4	1	1	0	0	0	1						
Dick Dietz, R OBP: 0.444, SLG: 0.556	0-0 F7			4-0 FC5-4 BB		0-0 F9			4-0 WP 1B BB	2	0	0	0	2	0	2						
Jim Ray Hart, R OBP: 0.369, SLG: 0.473		4-0 G5-4-3 BB		0-0 F3		0-0 SF8			0-0 F4	2	0	0	1	1	0	2						
George Foster, R		0-0 G5-4-3		0-0 FC5-4		0-0 6-3			0-0 WP 1B	3	0	0	0	0	0	2						
Willie Mays, R OBP: 0.377, SLG: 0.494		0-3 K				0-0 4-3 HR 1B			0-0 1-2 2-3 IBB	3	1	1	0	0	1	0						
Hal Lanier, R OBP: 0.263, SLG: 0.279			0-0 SH1-4 1B		0-0 K		0-0 F6		0-3 K	3	0	1	0	0	1	1						
John Stephenson, L OBP: 0.125, SLG: 0.108			0-0 SH1-4		0-0 4-3		0-3 K		0-3 K	1	0	0	0	0	1	3						
Rich Robertson, R OBP: 0.111, SLG: 0.245			0-0 SH1-4		0-0 4-3		0-3 K		0-3 K	2	0	0	0	0	1	1						
Ron Hunt, R OBP: 0.395, SLG: 0.384			1-2		1-2					1	0	0	0	0	1	3						
Inning Stats	R: 0 E: 0 K: 1 S: 6	H: 1 LOB: 1 BB: 0 P: 6	R: 0 E: 0 K: 1 S: 4	H: 0 LOB: 0 BB: 1 P: 8	R: 0 E: 0 K: 0 S: 4	H: 1 LOB: 1 BB: 0 P: 4	R: 0 E: 0 K: 0 S: 3	H: 0 LOB: 1 BB: 1 P: 7	R: 2 E: 0 K: 1 S: 7	H: 2 LOB: 0 BB: 0 P: 7	R: 1 E: 0 K: 0 S: 4	H: 1 LOB: 0 BB: 0 P: 4	R: 0 E: 0 K: 1 S: 5	H: 0 LOB: 0 BB: 0 P: 5	R: 0 E: 0 K: 0 S: 3	H: 1 LOB: 3 BB: 2 P: 16	1B: 5 2B: 0 3B: 0 HR: 1	SF: 1 SAC: 1 DP: 1 HBP: 0	WP: 1 PB: 0 SB: 1 CS: 0	PA: 36		
PITCHER	IP	WLS	BF	H	R	ER	SO	BB	IBB	HBP	BLK	WP	HR	S	P	ERA	WHIP					
Mike McQueen, L ERA: 6.87	(1, 1)	6.0	24	5	3	2	3	2	0	0	0	0	1	28	36	3.00	1.167					
Don Cardwell, R ERA: 7.13	(7, 1)	2.0	W	7	0	0	0	1	0	0	0	0	0	8	12	0.00	0.500					
Hoyt Wilhelm, R ERA: 2.53	(9, 1)	1.0	S	5	1	0	0	2	0	1	0	0	1	0	8	12	0.00	1.000				

Batter	1	2	3	4	5	6	7	8	9	AB	R	H	RBI	BB	SO	LOB	BOTTOM				
Sonny Jackson, L OBP: 0.344, SLG: 0.312	0-0 1-3		0-0 S 1B			0-0 F8		0-0 E 2B 1B		4	1	2	0	0	0	0	San Francisco Giants @ Atlanta Braves Atlanta Stadium, Atlanta, GA Sat Sep 05 1970, 7:05 PM EDT Att: 13,820 - Unknown				
Ralph Carr, L OBP: 0.200, SLG: 0.214	0-0 F7		0-3 K			0-0 6-3		0-0 1-H HR 2B		4	1	1	1	0	1	1					
Hank Aaron, R OBP: 0.387, SLG: 0.606	0-0 5-3			0-0 F7		4-0 BB		0-0 2-H HR		3	1	1	2	1	0	0					
Rico Carty, R OBP: 0.451, SLG: 0.600		0-0 6-3		0-0 F8		0-0 F9		0-0 F6		4	0	0	0	0	0	1					
Oscar Brown, R OBP: 0.455, SLG: 0.552		0-0 6-3		0-0 F8		0-0 F9		0-0 F6		0	0	0	0	0	0	0					
Mike Lum, L OBP: 0.316, SLG: 0.433		0-0 S 1B		0-0 F5			0-0 F2	0-0 F8		4	0	1	0	0	0	0					
Felix Milán, R OBP: 0.342, SLG: 0.375		0-0 F8			0-0 6-3		0-0 F2	0-0 F8		4	1	1	0	0	0	1					
Bob Aspromonte, R OBP: 0.279, SLG: 0.239		0-3 K			0-0 6-3		0-0 F2	0-0 F8		3	1	1	0	0	1	1					
Bob Tillman, R OBP: 0.293, SLG: 0.396			0-3 K			0-0 6-3		0-0 F2		3	0	2	2	0	1	0					
Mike McQueen, L OBP: 0.222, SLG: 0.333			0-0 K		0-0 F3		0-0 F6			2	0	0	0	0	0	1					
Don Cardwell, R OBP: 0.200, SLG: 0.222					0-0 F3		0-0 F6			1	0	0	0	0	1	0					
Hoyt Wilhelm, R OBP: 0.231, SLG: 0.091					0-0 F3		0-0 F6			0	0	0	0	0	0	0					
Inning Stats	R: 0 E: 0 K: 0 S: 3	H: 0 LOB: 0 BB: 0 P: 3	R: 0 E: 0 K: 1 S: 6	H: 1 LOB: 1 BB: 0 P: 6	R: 0 E: 0 K: 2 S: 8	H: 1 LOB: 1 BB: 0 P: 8	R: 0 E: 0 K: 0 S: 3	H: 0 LOB: 0 BB: 0 P: 3	R: 0 E: 0 K: 0 S: 4	H: 1 LOB: 1 BB: 0 P: 4	R: 0 E: 0 K: 0 S: 3	H: 0 LOB: 1 BB: 1 P: 7	R: 2 E: 0 K: 1 S: 7	H: 3 LOB: 0 BB: 0 P: 7	R: 3 E: 1 K: 0 S: 6	H: 3 LOB: 0 BB: 0 P: 6	1B: 6 2B: 2 3B: 0 HR: 1	SF: 0 SAC: 0 DP: 0 HBP: 0	WP: 0 PB: 0 SB: 2 CS: 0	PA: 33	
PITCHER	IP	WLS	BF	H	R	ER	SO	BB	IBB	HBP	BLK	WP	HR	S	P	ERA	WHIP				
Rich Robertson, R ERA: 5.14	(1, 1)	8.0	L	33	9	5	5	4	1	0	0	0	1	40	44	5.62	1.250				

AB	30
R	3
H	6
RBI	3
BB	4
SO	6
LOB	17



AB	32
R	5
H	9
RBI	5
BB	1
SO	4
LOB	5



Batter	1	2	3	4	5	6	7	8	9	AB	R	H	RBI	BB	SO	LOB	TOP		
Bobby Bonds, R OBP: 0.385, SLG: 0.514 (1, 9)	0-3 K		0-0 HR		0-0 1B			0-3 K		4	1	2	1	0	2	0	San Francisco Giants @ Atlanta Braves Atlanta Stadium, Atlanta, GA Sun Sep 06 1970, 3:33 AM EDT Att: 11,418 - Unknown		
Tito Fuentes, S OBP: 0.302, SLG: 0.332 (1, 4)	0-0 1B		4-0 BB 1B		0-0 F7			0-0 FC3-6 BB		3	0	2	0	1	0	1			
Willie Mays, R OBP: 0.380, SLG: 0.495 (1, 8)	0-0 1B		0-0 BB		0-0 G6-4-3			4-0 FC3-6 BB		3	0	2	0	1	0	1			
Willie McCovey, L OBP: 0.435, SLG: 0.604 (1, 3)	0-0 F6		4-0 BB		0-0 F7			0-0 FC3-6		3	0	0	0	1	0	4			
Ken Henderson, S OBP: 0.394, SLG: 0.456 (1, 7)	0-0 F8		0-3 K		0-0 3-1			0-3 K		4	0	0	0	0	2	7			
Dick Dietz, R OBP: 0.441, SLG: 0.551 (1, 2)		0-0 5-3	0-3 K		0-0 5-3			0-0 F9		4	0	0	0	0	1	3			
Jim Ray Hart, R OBP: 0.367, SLG: 0.469 (1, 5)		0-0 6-3		0-0 1B		0-0 4-3		0-0 6-3		4	0	1	0	0	0	0			
Hal Lanier, R OBP: 0.263, SLG: 0.279 (1, 6)		0-0 5-3		0-0 G6-4-3		0-0 5-3		0-0 FC5-4 1B		4	0	1	0	0	0	1			
Gaylord Perry, R OBP: 0.106, SLG: 0.165 (1, 1)			0-0 6-3	0-0 4-3		0-3 K		0-0 FC5-4		4	0	0	0	0	1	1			
Inning Stats	R: 0 E: 0 K: 1 S: 7	H: 2 LOB: 2 BB: 0 P: 7	R: 0 E: 0 K: 0 S: 3	H: 0 LOB: 0 BB: 0 P: 3	R: 1 E: 0 K: 2 S: 9	H: 2 LOB: 3 BB: 2 P: 17	R: 0 E: 0 K: 0 S: 3	H: 1 LOB: 0 BB: 0 P: 3	R: 0 E: 0 K: 0 S: 3	H: 0 LOB: 0 BB: 0 P: 3	R: 0 E: 0 K: 1 S: 5	H: 0 LOB: 0 BB: 0 P: 5	R: 0 E: 0 K: 2 S: 8	H: 1 LOB: 2 BB: 1 P: 12	R: 0 E: 0 K: 0 S: 4	H: 1 LOB: 1 BB: 0 P: 4	1B: 7 2B: 0 3B: 0 HR: 1	SF: 0 SAC: 0 DP: 2 HBP: 0	WP: 0 PA: 36 PB: 0 SB: 0 CS: 0
PITCHER	IP WLS BF H R ER SO BB IBB HBP BLK WP HR S P ERA WHIP																		
Ron Reed, R ERA: 4.69 (1, 1)	8.0 L 32 7 1 1 6 3 0 0 0 0 0 1 41 53 1.12 1.250																		
Bob Priddy, R ERA: 5.16 (9, 1)	1.0 4 1 0 0 0 0 0 0 0 0 0 0 4 4 0.00 1.000																		

Batter	1	2	3	4	5	6	7	8	9	AB	R	H	RBI	BB	SO	LOB	BOTTOM		
Felix Millan, R OBP: 0.341, SLG: 0.374 (1, 4)	0-3 K		0-0 FC4-6			0-0 1B		0-0 5-3		4	0	1	0	0	1	2	San Francisco Giants @ Atlanta Braves Atlanta Stadium, Atlanta, GA Sun Sep 06 1970, 3:33 AM EDT Att: 11,418 - Unknown		
Ralph Carr, L OBP: 0.158, SLG: 0.167 (1, 9)	0-0 6-3		0-0 FC6-4		0-0 F6			0-0 4-3		4	0	0	0	0	0	3			
Orlando Cepeda, R OBP: 0.371, SLG: 0.557 (1, 3)	0-0 6-3			0-3 K		0-0 F6		0-0 G3		4	0	0	0	0	1	1			
Rico Carty, R OBP: 0.447, SLG: 0.594 (1, 7)		0-0 5-3		0-3 K		0-0 6-3		0-0 F8		4	0	0	0	0	1	1			
Mike Lum, L OBP: 0.316, SLG: 0.432 (1, 8)		0-0 CS 1B		0-0 F6		0-0 F7				3	0	1	0	0	0	0			
Clete Boyer, R OBP: 0.302, SLG: 0.377 (1, 5)		0-0 6-3		0-3 K		0-0 F6		0-0 F6		3	0	0	0	0	1	1			
Bob Tillman, R OBP: 0.298, SLG: 0.397 (1, 2)			4-0 FC1-5 1B		0-0 1B		0-3 K			2	0	1	0	1	1	0			
Gil Garrido, R OBP: 0.304, SLG: 0.330 (1, 6)			0-0 FC4-6 FC1-5		0-0 F7			0-0 6-3		3	0	1	0	0	0	1			
Ron Reed, R OBP: 0.121, SLG: 0.152 (1, 1)			0-0 FC1-5		0-0 F8			0-0 F8		2	0	0	0	0	0	3			
Hank Aaron, R OBP: 0.396, SLG: 0.605 (8, PH)			0-0 FC1-5							1	0	0	0	0	0	0			
Bob Priddy, R OBP: 0.250, SLG: 0.200 (9, 1)			1-2 2-3							0	0	0	0	0	0	0			
Inning Stats	R: 0 E: 0 K: 1 S: 5	H: 0 LOB: 0 BB: 0 P: 5	R: 0 E: 0 K: 0 S: 3	H: 1 LOB: 0 BB: 0 P: 3	R: 0 E: 0 K: 2 S: 7	H: 0 LOB: 0 BB: 0 P: 7	R: 0 E: 0 K: 1 S: 6	H: 1 LOB: 1 BB: 0 P: 6	R: 0 E: 0 K: 0 S: 4	H: 1 LOB: 1 BB: 0 P: 4	R: 0 E: 0 K: 1 S: 5	H: 0 LOB: 0 BB: 0 P: 5	R: 0 E: 0 K: 0 S: 3	H: 0 LOB: 0 BB: 0 P: 3	R: 0 E: 0 K: 0 S: 3	H: 0 LOB: 0 BB: 0 P: 3	1B: 4 2B: 0 3B: 0 HR: 0	SF: 0 SAC: 0 DP: 0 HBP: 0	WP: 0 PA: 31 PB: 0 SB: 1 CS: 1
PITCHER	IP WLS BF H R ER SO BB IBB HBP BLK WP HR S P ERA WHIP																		
Gaylord Perry, R ERA: 3.5 (1, 1)	9.0 W 31 4 0 0 5 1 0 0 0 0 0 0 40 44 0.00 0.556																		

Batter	1	2	3	4	5	6	7	8	9	AB	R	H	RBI	BB	SO	LOB	TOP					
Bobby Tolan, L OBP: 0.391, SLG: 0.477 (1, 8)	0-0 1-3		0-0 4-3		0-0 FC3-6		0-0 2B 1B		0-0 3-1	5	1	1	0	0	0	1	Cincinnati Reds @ San Francisco Giants Candlestick Park, San Francisco, CA Mon Sep 07 1970, 6:33 AM EDT Unknown					
Pete Rose, S OBP: 0.391, SLG: 0.483 (1, 9)	0-3 K		0-0 1B		0-0 E3		0-0 1B 2B		0-0 1B	5	0	3	1	0	1	1						
Johnny Bench, R OBP: 0.345, SLG: 0.612 (1, 2)	4-0 BB		0-0 5-3		0-0 F2		0-0 G6-4-3 1B		0-0 F6	4	0	1	1	1	0	4						
Tony Perez, R OBP: 0.401, SLG: 0.609 (1, 5)	0-0 F5				0-0 F9		0-0 6-3 G6-4-3			4	0	0	0	0	0	3						
Lee May, R OBP: 0.291, SLG: 0.473 (1, 3)					0-0 5-3		0-0 1B		0-0 F8	4	0	1	0	0	0	0						
Bernie Carbo, L OBP: 0.456, SLG: 0.566 (1, 7)	0-3 K				0-0 1B		0-3 K		0-3 K	4	0	1	0	0	3	1						
Tommy Helms, R OBP: 0.258, SLG: 0.275 (1, 4)					0-0 1-3		0-0 F9		0-0 6-3	4	0	1	0	0	0	2						
Dave Concepcion, R OBP: 0.337, SLG: 0.338 (7, PH)					0-0 FC4-6 1B					2	0	0	0	0	0	1						
Angel Bravo, L OBP: 0.377, SLG: 0.344 (7, PH)					0-0 FC4-6					1	0	0	0	0	0	0						
Darrel Chaney, S OBP: 0.287, SLG: 0.313 (7, 6)					0-0 1-2					1	1	1	1	0	0	0						
Gary Nolan, R OBP: 0.177, SLG: 0.123 (7, PH)					0-3 K					2	0	1	0	0	1	0						
Jimmy Stewart, S OBP: 0.308, SLG: 0.316 (7, PH)										1	1	1	0	0	0	0						
Jim Maloney, L OBP: 0.356, SLG: 0.404 (9, PH)							0-0 FC3-6 1B		0-0 L9	0	0	0	0	0	0	0						
Ty Cline, L OBP: 0.356, SLG: 0.404 (9, PH)										1	0	0	0	0	0	0						
Inning Stats	R: 0 E: 0 K: 1 S: 5	H: 0 LOB: 1 BB: 1 P: 9	R: 0 E: 0 K: 1 S: 6	H: 1 LOB: 1 BB: 0 P: 6	R: 0 E: 0 K: 1 S: 6	H: 1 LOB: 1 BB: 0 P: 6	R: 0 E: 0 K: 0 S: 4	H: 1 LOB: 1 BB: 0 P: 4	R: 0 E: 0 K: 1 S: 5	H: 1 LOB: 2 BB: 0 P: 5	R: 0 E: 0 K: 1 S: 6	H: 1 LOB: 1 BB: 0 P: 6	R: 2 E: 0 K: 0 S: 6	H: 4 LOB: 1 BB: 0 P: 6	R: 0 E: 0 K: 1 S: 5	H: 0 LOB: 0 BB: 0 P: 5	R: 1 E: 0 K: 0 S: 5	H: 2 LOB: 1 BB: 0 P: 5	1B: 9 2B: 1 3B: 0 HR: 1	SF: 0 SAC: 0 DP: 1 HBP: 0	WP: 0 PB: 0 SB: 0 CS: 0	PA: 39
PITCHER Juan Marichal, R ERA: 4.07 (1, 1)	IP: 9.0 WLS: W BF: 39 H: 11 R: 3 ER: 3 SO: 5 BB: 1 IBB: 0 HBP: 0 BLK: 0 WP: 0 HR: 1 S: 48 P: 52 ERA: 3.00 WHIP: 1.333															PITCHER						

Batter	1	2	3	4	5	6	7	8	9	AB	R	H	RBI	BB	SO	LOB	BOTTOM			
Bobby Bonds, R OBP: 0.385, SLG: 0.518 (1, 9)	0-0 HR									4	1	1	1	0	3	0	Cincinnati Reds @ San Francisco Giants Candlestick Park, San Francisco, CA Mon Sep 07 1970, 6:33 AM EDT Unknown			
Tito Fuentes, S OBP: 0.302, SLG: 0.334 (1, 4)	0-0 1B SF7		0-0 4-3		0-0 5-3		0-0 G3			4	1	1	0	0	0	0				
Willie Mays, R OBP: 0.381, SLG: 0.494 (1, 8)	0-0 WP 2-3 1B		0-0 6-3		4-0 BB				0-0 F8	3	0	1	0	1	0	0				
Willie McCovey, L OBP: 0.434, SLG: 0.609 (1, 3)	0-0 SF7		0-0 6-3		0-0 6-3				0-0 HR	3	1	1	2	0	0	1				
Dick Dietz, R OBP: 0.439, SLG: 0.547 (1, 2)	0-0 F3		0-0 F9				0-3 K		4-0 1B BB	3	1	0	0	1	1	1				
Ken Henderson, S OBP: 0.398, SLG: 0.457 (1, 7)	4-0 WP 1-2 BB				4-0 E S E BB		4-0 F7-4 BB BB		0-0 2B 1B	1	2	1	0	3	0	0				
Jim Ray Hart, R OBP: 0.389, SLG: 0.464 (1, 5)	4-0 1-2 2-3 IBB				0-0 5-3		4-0 1-2 BB		0-0 F8	2	0	0	0	2	0	3				
Hal Lanier, R OBP: 0.263, SLG: 0.281 (1, 6)	0-0 F8				0-3 K		0-0 F7-4		0-0 2B	4	0	1	2	0	1	5				
Juan Marichal, R OBP: 0.081, SLG: 0.056 (1, 1)			0-3 K		0-0 F4				0-0 F6	4	0	0	0	0	2	1				
Inning Stats	R: 2 E: 0 K: 0 S: 6	H: 3 LOB: 3 BB: 2 P: 14	R: 0 E: 0 K: 2 S: 7	H: 0 LOB: 0 BB: 0 P: 7	R: 0 E: 0 K: 0 S: 3	H: 0 LOB: 0 BB: 0 P: 3	R: 1 E: 1 K: 1 S: 5	H: 0 LOB: 0 BB: 1 P: 9	R: 0 E: 0 K: 1 S: 5	H: 0 LOB: 1 BB: 1 P: 9	R: 0 E: 0 K: 1 S: 4	H: 0 LOB: 2 BB: 2 P: 12	R: 0 E: 0 K: 2 S: 7	H: 0 LOB: 0 BB: 0 P: 7	R: 3 E: 0 K: 0 S: 6	H: 3 LOB: 1 BB: 1 P: 10		1B: 2 2B: 3 3B: 0 HR: 2	SF: 1 SAC: 0 DP: 1 HBP: 0	WP: 1 PB: 0 SB: 1 CS: 0
PITCHER Gary Nolan, R ERA: 3.25 (1, 1)	IP: 6.0 WLS: L BF: 26 H: 3 R: 3 ER: 2 SO: 5 BB: 5 IBB: 1 HBP: 0 BLK: 0 WP: 1 HR: 1 S: 30 P: 54 ERA: 3.00 WHIP: 1.333															PITCHER				
Jim Maloney, R ERA: 12.46 (7, 1)	IP: 2.0 WLS: 10 BF: 3 H: 3 R: 3 ER: 3 SO: 2 BB: 1 IBB: 0 HBP: 0 BLK: 0 WP: 0 HR: 1 S: 13 P: 17 ERA: 13.50 WHIP: 2.000															PITCHER				

Batter	1	2	3	4	5	6	7	8	9	AB	R	H	RBI	BB	SO	LOB	TOP										
Bobby Tolan, L OBP: 0.393, SLG: 0.484 (1, 8)	0-0 F7-3 1B		0-0 HR		4-0 CS BB		0-3 K			3	1	2	2	1	1	0	Cincinnati Reds @ San Francisco Giants Candlestick Park, San Francisco, CA Mon Sep 07 1970, 6:38 AM EDT Att: 22,362 - Unknown livebaseballscorecards.com										
Pete Rose, S OBP: 0.391, SLG: 0.483 (1, 9)	0-0 F7-3 1-2		0-0 1B 1B		4-0 1-2 BB		0-0 F6			3	1	1	0	1	0	1											
Bernie Carbo, L OBP: 0.456, SLG: 0.564 (1, 7)	0-3 K		0-0 1B 1-3 1B		0-0 1-3 1B		4-0 FC5-4 BB			3	0	1	0	1	1	1											
Tony Perez, R OBP: 0.402, SLG: 0.608 (1, 5)		0-0 4-3	0-0 1-2 1B		0-0 FC6-4 1B		0-0 FC5-4 1-2			4	0	2	1	0	0	1											
Lee May, R OBP: 0.289, SLG: 0.470 (1, 3)		0-0 F4	0-0 3-1 K		0-3 K		0-3 K2-3			4	0	0	0	0	3	4											
Darrel Chaney, S OBP: 0.278, SLG: 0.302 Jimmy Stewart, S OBP: 0.305, SLG: 0.313 (9, PH)		0-3 K		0-0 F9		0-0 FC6-4 1-2		0-3 K		3	0	0	0	0	1	1											
Pat Corrales, R OBP: 0.314, SLG: 0.351 Ty Cline, L OBP: 0.367, SLG: 0.404 (9, PH)			0-0 1-3		0-3 K		0-0 F3 1-2		4-0 BB	3	0	0	0	0	1	1											
Frank Duffy, R OBP: 0.200, SLG: 0.400 Johnny Bench, R OBP: 0.345, SLG: 0.611 (9, PH)			0-0 4-3 HR 2B		0-0 6-3		0-0 F9		0-0 F4	3	1	1	0	0	0	0											
Tony Cloninger, R OBP: 0.189, SLG: 0.297 Clay Carroll, R OBP: 0.154, SLG: 0.083 Angel Bravo, L OBP: 0.371, SLG: 0.339 (9, PH)			0-0 4-3 2-3		0-0 4-3		0-3 K		0-3 K	3	0	0	0	0	1	1											
Inning Stats	R: 0 E: 0 K: 1 S: 5	H: 1 LOB: 0 BB: 0 P: 5	R: 0 E: 0 K: 1 S: 5	H: 0 LOB: 0 BB: 0 P: 5	R: 3 E: 0 K: 1 S: 10	H: 5 LOB: 2 BB: 0 P: 10	R: 0 E: 0 K: 1 S: 5	H: 0 LOB: 1 BB: 2 P: 5	R: 0 E: 0 K: 1 S: 6	H: 1 LOB: 1 BB: 0 P: 6	R: 0 E: 0 K: 2 S: 7	H: 0 LOB: 0 BB: 0 P: 7	R: 0 E: 0 K: 1 S: 5	H: 0 LOB: 1 BB: 1 P: 9	R: 0 E: 0 K: 2 S: 7	H: 0 LOB: 1 BB: 1 P: 11		1B: 5 2B: 2 3B: 0 HR: 1	SF: 0 SAC: 0 DP: 1 HBP: 0	WP: 0 PB: 0 SB: 1 CS: 1	PA: 36						
PITCHER	IP	WLS	BF	H	R	ER	SO	BB	IBB	HBP	BLK	WP	HR	S	P	ERA	WHIP										
Don Carrithers, R ERA: 7.48 (1, 1)	2.2		13	6	3	3	2	0	0	0	0	0	1	17	17	10.12	2.250										
Jerry Johnson, R ERA: 4.55 (3, 1)	2.1		8	0	0	0	2	2	0	0	0	0	0	10	18	0.00	0.857										
John Cumberland, L ERA: 3.71 (6, 1)	2.0	W	7	1	0	0	3	0	0	0	0	0	0	13	13	0.00	0.500										
Don McMahon, R ERA: 3.0 (8, 1)	2.0	S	8	0	0	0	3	2	0	0	0	0	0	12	20	0.00	1.000										


Batter	1	2	3	4	5	6	7	8	9	AB	R	H	RBI	BB	SO	LOB	BOTTOM											
Bobby Bonds, R OBP: 0.385, SLG: 0.517 (1, 9)	0-0 6-3		0-0 1B		0-0 F3		4-0 E BB			3	1	1	0	1	0	1	Cincinnati Reds @ San Francisco Giants Candlestick Park, San Francisco, CA Mon Sep 07 1970, 6:38 AM EDT Att: 22,362 - Unknown livebaseballscorecards.com											
Tito Fuentes, S OBP: 0.309, SLG: 0.346 (8, 6)	1-0 G4-6-3 HBP		0-0 1-3 1B		0-0 G3 3B		0-0 E4 1B			3	1	3	1	0	0	0												
Ken Henderson, S OBP: 0.395, SLG: 0.454 (8, 7)	0-0 G4-6-3 1-2		0-0 F5		0-0 G3		0-0 1-3			4	0	0	1	0	0	5												
Willie McCovey, L OBP: 0.430, SLG: 0.603 (1, 3)		0-0 4-3		0-0 6-3		0-0 F5		0-0 6-3		4	0	0	0	0	0	0												
Jim Ray Hart, R OBP: 0.367, SLG: 0.460 (1, 5)		0-0 FC6-4 1B		0-0 6-3		0-0 F7		0-0 F4		4	0	1	0	0	0	0												
Bernie Williams, R OBP: 0.333, SLG: 0.333 Bob Heise, R OBP: 0.264, SLG: 0.314 (8, 4)		0-0 FC6-4 1-2		0-0 F8		0-0 FC4-6 1B		0-0 1B		3	0	1	0	0	0	1												
John Stephenson, L OBP: 0.133, SLG: 0.103 Dick Dietz, R OBP: 0.437, SLG: 0.544 (7, PH)		0-0 4-3		0-0 4-3		0-3 K		0-3 K		2	0	0	0	0	1	2												
Hal Lanier, R OBP: 0.264, SLG: 0.282 Willie Mays, R OBP: 0.380, SLG: 0.493 (8, 8)			0-0 4-3		0-0 4-3 1B		0-0 FC4-6 1B HBP		0-0 1B BB E HBP	2	0	1	0	0	0	1												
Don Carrithers, R ERA: 7.48 (1, 1)	2.2		13	6	3	3	2	0	0	0	0	0	0	0	0	0		Cincinnati Reds @ San Francisco Giants Candlestick Park, San Francisco, CA Mon Sep 07 1970, 6:38 AM EDT Att: 22,362 - Unknown livebaseballscorecards.com										
Jerry Johnson, R ERA: 4.55 (3, 1)	2.1		8	0	0	0	2	2	0	0	0	0	0	10	18	0.00			0.857									
John Cumberland, L ERA: 3.71 (6, 1)	2.0	W	7	1	0	0	3	0	0	0	0	0	0	13	13	0.00	0.500											
Don McMahon, R ERA: 3.0 (8, 1)	2.0	S	8	0	0	0	3	2	0	0	0	0	0	12	20	0.00	1.000											
PITCHER	IP	WLS	BF	H	R	ER	SO	BB	IBB	HBP	BLK	WP	HR	S	P	ERA	WHIP											
Tony Cloninger, R ERA: 3.95 (1, 1)	6.2		27	6	3	2	2	0	0	0	0	0	0	29	31	2.70	0.900											
Clay Carroll, R ERA: 2.69 (7, 1)	1.1	L	7	2	1	0	1	1	0	0	0	0	0	8	12	0.00	2.250											
Inning Stats	R: 0 E: 0 K: 0 S: 2	H: 0 LOB: 0 BB: 0 P: 3	R: 0 E: 0 K: 0 S: 4	H: 1 LOB: 1 BB: 0 P: 4	R: 0 E: 0 K: 0 S: 5	H: 2 LOB: 2 BB: 0 P: 5	R: 0 E: 0 K: 0 S: 3	H: 0 LOB: 0 BB: 0 P: 3	R: 0 E: 0 K: 1 S: 6	H: 1 LOB: 1 BB: 0 P: 6	R: 1 E: 0 K: 0 S: 4	H: 1 LOB: 0 BB: 0 P: 4	R: 3 E: 1 K: 1 S: 7	H: 2 LOB: 2 BB: 1 P: 12	R: 0 E: 0 K: 1 S: 6	H: 1 LOB: 1 BB: 0 P: 6	1B: 7 2B: 0 3B: 1 HR: 0		SF: 0 SAC: 0 DP: 1 HBP: 2	WP: 0 PB: 0 SB: 1 CS: 0	PA: 34							


Batter	1	2	3	4	5	6	7	8	9	AB	R	H	RBI	BB	SO	LOB	TOP										
Bobby Tolan, L OBP: 0.391, SLG: 0.483 (1, 8)	0-0 6-3	0-0 2B		0-3 K			0-0 5-3		0-3 K	5	0	1	3	0	2	1	Cincinnati Reds @ San Francisco Giants Candlestick Park, San Francisco, CA Tue Sep 08 1970, 10:05 PM EDT Att: 6,046 - Unknown livebaseballscorecards.com										
Pete Rose, S OBP: 0.390, SLG: 0.481 (1, 9)	0-3 K	0-0 1-3			0-0 F7		0-0 G5-3 1B			4	0	1	0	0	1	1											
Bernie Carbo, L OBP: 0.456, SLG: 0.562 (1, 7)	4-0 BB			0-0 4-3			0-0 1B			3	0	1	0	1	0	0											
Johnny Bench, R OBP: 0.342, SLG: 0.606 (1, 2)	0-3 K			0-3 K			0-0 G5-3			4	0	0	0	0	2	3											
Tony Perez, R OBP: 0.403, SLG: 0.607 (1, 5)		0-0 SH5-4 1B		0-0 F9			0-0 2B FC6-2 1B		0-3 K	4	1	2	0	0	1	0											
Lee May, R OBP: 0.290, SLG: 0.472 (1, 3)		0-0 SH5-4 2B		0-3 K			0-0 FC6-2 1B		0-3 K	4	2	2	0	0	2	0											
Tommy Helms, R OBP: 0.257, SLG: 0.274 (1, 4)		0-0 SH5-4		0-0 E9 1B WP			0-0 FC6-2 2B		0-0 F7	3	1	0	0	0	0	2											
Dave Concepcion, R OBP: 0.340, SLG: 0.338 (1, 6)		4-0 2B IBB		0-0 S 1B			0-0 FC6-4		0-0 1-3	3	1	1	2	1	0	1											
Jim Merritt, L OBP: 0.209, SLG: 0.280 Ray Washburn, R (1, 1)	0-3 K			0-3 K			0-0 K		0-0 F8	0	0	0	0	0	0	0											
Wayne Granger, R OBP: 0.111, SLG: 0.111 (8, 1)				1-2 K			0-0 K			3	0	0	0	0	3	5											
Inning Stats	R: 0 E: 1 K: 2 S: 7	H: 0 LOB: 1 BB: 1 P: 11	R: 3 E: 0 K: 1 S: 8	H: 3 LOB: 1 BB: 1 P: 12	R: 0 E: 0 K: 1 S: 5	H: 0 LOB: 0 BB: 0 P: 5	R: 1 E: 1 K: 3 S: 11	H: 1 LOB: 1 BB: 0 P: 11	R: 0 E: 0 K: 0 S: 3	H: 0 LOB: 0 BB: 0 P: 3	R: 1 E: 0 K: 1 S: 7	H: 2 LOB: 1 BB: 0 P: 7	R: 0 E: 0 K: 0 S: 4	H: 2 LOB: 1 BB: 0 P: 4	R: 0 E: 0 K: 2 S: 7	H: 0 LOB: 0 BB: 0 P: 7	R: 0 E: 0 K: 1 S: 5	H: 0 LOB: 0 BB: 0 P: 5	1B: 6 2B: 2 3B: 0 HR: 0	SF: 0 SAC: 1 DP: 1 HBP: 0	WP: 1 PB: 0 SB: 1 CS: 0	PA: 37					
PITCHER	IP	WLS	BF	H	R	ER	SO	BB	IBB	HBP	BLK	WP	HR	S	P	ERA	WHIP										
Frank Reberger, R ERA: 5.77 (1, 1)	7.0	L	31	8	5	4	8	1	1	0	0	1	0	45	53	5.14	1.286										
Rich Robertson, R ERA: 5.11 (8, 1)	1.0		3	0	0	0	2	0	0	0	0	0	0	7	7	0.00	0.000										
Mike Davison, L ERA: 6.42 (9, 1)	1.0		3	0	0	0	1	0	0	0	0	0	0	5	5	0.00	0.000										

Batter	1	2	3	4	5	6	7	8	9	AB	R	H	RBI	BB	SO	LOB	BOTTOM										
Bobby Bonds, R OBP: 0.384, SLG: 0.514 (1, 9)	0-0 F8	0-3 K		0-3 K			0-0 FC3-6 1B		0-3 K	5	0	1	0	0	3	0	Cincinnati Reds @ San Francisco Giants Candlestick Park, San Francisco, CA Tue Sep 08 1970, 10:05 PM EDT Att: 6,046 - Unknown livebaseballscorecards.com										
Tito Fuentes, S OBP: 0.307, SLG: 0.344 (1, 4)	0-0 5-3	0-0 4-3			0-0 F7		0-0 FC3-6		0-0 PB 1B	5	0	1	0	0	0	2											
Ken Henderson, S OBP: 0.395, SLG: 0.452 (1, 8)	0-0 BB 1B			4-0 G3-5-3 BB			0-0 G3		0-0 F7	4	1	1	0	1	0	2											
Willie McCovey, L OBP: 0.431, SLG: 0.602 Frank Johnson, R OBP: 0.200, SLG: 0.353 (4, 3)	4-0 BB 1B			0-0 G3-5-3			0-3 K		0-0 5-3	1	0	0	0	1	0	1											
Dick Dietz, R OBP: 0.440, SLG: 0.548 (1, 2)	0-0 BB 1B			0-0 1B 2B			0-0 G6-4-3 1B		0-0 FC6-4 BB	4	1	3	1	0	0	1											
Al Gallagher, R OBP: 0.342, SLG: 0.376 (1, 5)	0-0 BB			0-0 FC6-4 1B			0-0 G6-4-3		0-0 6-3	3	0	1	1	1	0	2											
Bernie Williams, R OBP: 0.429, SLG: 0.500 (1, 7)	0-0 1-3			0-0 FC6-4			0-0 2B		0-0 WP BB	3	0	1	0	1	0	4											
Hal Lanier, R OBP: 0.262, SLG: 0.280 Jim Ray Hart, R OBP: 0.370, SLG: 0.460 Don Mason, L OBP: 0.250, SLG: 0.143 (8, PH) (8, FR) (9, 4)		0-0 F3		0-0 G3			0-0 F7		4-0 BB	3	0	0	0	0	0	1											
Frank Reberger, L OBP: 0.184, SLG: 0.211 Ed Goodson, L OBP: 0.200, SLG: 0.200 Rich Robertson, R OBP: 0.111, SLG: 0.245 Willie Mays, R OBP: 0.379, SLG: 0.492 Mike Davison, L (9, 1)		0-3 K		0-0 F8			0-0 G3		0-3 K	2	0	0	0	0	1	0											
Inning Stats	R: 1 E: 0 K: 0 S: 5	H: 2 LOB: 3 BB: 2 P: 13	R: 0 E: 1 K: 2 S: 8	H: 0 LOB: 0 BB: 0 P: 8	R: 1 E: 0 K: 0 S: 4	H: 2 LOB: 1 BB: 1 P: 8	R: 0 E: 0 K: 1 S: 5	H: 0 LOB: 0 BB: 0 P: 5	R: 0 E: 0 K: 0 S: 4	H: 2 LOB: 1 BB: 0 P: 4	R: 0 E: 0 K: 0 S: 4	H: 1 LOB: 1 BB: 0 P: 4	R: 0 E: 0 K: 1 S: 5	H: 0 LOB: 3 BB: 3 P: 17	R: 0 E: 0 K: 1 S: 6	H: 1 LOB: 1 BB: 0 P: 6		1B: 6 2B: 2 3B: 0 HR: 0	SF: 0 SAC: 0 DP: 2 HBP: 0	WP: 1 PB: 1 SB: 0 CS: 0	PA: 40						
PITCHER	IP	WLS	BF	H	R	ER	SO	BB	IBB	HBP	BLK	WP	HR	S	P	ERA	WHIP										
Jim Merritt, L ERA: 4.09 (1, 1)	0.2		5	1	1	0	4	4	0	0	0	0	0	33	49	1.29	1.286										
Ray Washburn, R ERA: 6.45 (1, 1)	7.0	W	29	5	1	1	4	4	0	0	0	0	0	9	13	0.00	1.500										
Wayne Granger, R ERA: 2.71 (8, 1)	1.1	S	6	1	0	0	2	1	0	0	0	1	0	9	13	0.00	1.500										

Batter	1	2	3	4	5	6	7	8	9	AB	R	H	RBI	BB	SO	LOB	TOP				
Jesus Alou, R OBP: 0.343, SLG: 0.391 (1, 9)	0-0 FC3-6 1B		0-0 3-1		0-0 1-2 1B		0-0 2-1	0-0 F4		4	0	2	0	0	0	0	Houston Astros @ San Francisco Giants Candlestick Park, San Francisco, CA Thu Sep 10 1970, 6:33 AM EDT Att: 2,449 - Unknown AB 30 R 0 H 4 RBI 0 BB 2 SO 6 LOB 13				
Joe Morgan, L OBP: 0.400, SLG: 0.392 Hector Torres, R OBP: 0.288, SLG: 0.315 (1, 4) (8, 4)	0-0 FC3-6 1B		0-0 G3		0-0 F9		0-0 5-3	0-0 5-3		4	0	0	0	0	0	3					
Jimmy Wynn, R OBP: 0.400, SLG: 0.513 (1, 7)	0-0 1-3 1B			0-3 K		0-0 5-3		0-0 F6		4	0	1	0	0	1	0					
Bob Watson, R OBP: 0.318, SLG: 0.426 (1, 3)	0-3 K			1-0 HBP		0-0 F9			0-3 K	3	0	0	0	0	2	1					
Denis Menke, R OBP: 0.393, SLG: 0.440 (1, 6) (7, 5)		0-3 K		0-0 F8		0-0 5-3		0-0 F8		4	0	0	0	0	1	1					
Doug Radler, R OBP: 0.319, SLG: 0.424 Larry Howard, R OBP: 0.397, SLG: 0.528 (1, 5) (7, 2)		0-3 K		0-0 1-3			4-0 6-3 2-1 BB 1B		0-0 6-3	2	0	0	0	1	1	1					
Cesar Cedeno, R OBP: 0.323, SLG: 0.428 (1, 8)		4-0 FC4-6 BB			0-0 E6 FC6-4 1B		0-0 6-3 1-2 1B			2	0	1	0	1	0	0					
Johnny Edwards, L OBP: 0.295, SLG: 0.306 Marty Martinez, S OBP: 0.274, SLG: 0.248 (1, 2) (7, 6)		0-0 FC4-6			0-0 F6		0-0 6-3 1-2 2-3			3	0	0	0	0	0	4					
Wade Blasingame, L OBP: 0.284, SLG: 0.368 Buddy Harris, R OBP: 0.331, SLG: 0.383 Denny Lemaster, R OBP: 0.255, SLG: 0.256 (1, 1) (5, PH) (5, 1) (7, PH) (7, 1)			0-0 3-1		0-0 FC6-4 1B		0-3 K			1	0	0	0	0	0	0					
Inning Stats	R: 0 E: 0 K: 1 S: 6	H: 2 LOB: 1 BB: 0 P: 6	R: 0 E: 0 K: 2 S: 7	H: 0 LOB: 1 BB: 1 P: 11	R: 0 E: 0 K: 0 S: 3	H: 0 LOB: 0 BB: 0 P: 3	R: 0 E: 0 K: 1 S: 5	H: 1 LOB: 2 BB: 0 P: 5	R: 0 E: 0 K: 0 S: 3	H: 0 LOB: 0 BB: 0 P: 3	R: 0 E: 0 K: 1 S: 5	H: 1 LOB: 2 BB: 1 P: 9	R: 0 E: 0 K: 0 S: 3	H: 0 LOB: 0 BB: 0 P: 3	R: 0 E: 0 K: 1 S: 5	H: 0 LOB: 0 BB: 0 P: 5		1B: 4 2B: 0 3B: 0 HR: 0	SF: 0 SAC: 0 DP: 0 HBP: 1	WP: 0 PB: 0 SB: 1 CS: 0	PA: 33
PITCHER Gaylord Perry, R ERA: 3.39 (1, 1)	IP: 9.0 WLS: W BF: 34 H: 4 R: 0 ER: 0 SO: 6 BB: 2 IBB: 0 HBP: 1 BLK: 0 WP: 0 HR: 0 S: 42 P: 51 ERA: 0.00 WHIP: 0.667															PITCHER					

Batter	1	2	3	4	5	6	7	8	9	AB	R	H	RBI	BB	SO	LOB	BOTTOM		
Bobby Bonds, R OBP: 0.384, SLG: 0.518 (1, 9)	0-0 F8				0-0 F7		0-0 F9	0-0 2B		5	0	1	3	0	0	0	Houston Astros @ San Francisco Giants Candlestick Park, San Francisco, CA Thu Sep 10 1970, 6:33 AM EDT Att: 2,449 - Unknown AB 34 R 11 H 11 RBI 11 BB 4 SO 3 LOB 11		
Tito Fuentes, S OBP: 0.310, SLG: 0.345 (1, 4)	0-0 1B FC1-6				0-0 HR 1B		0-0 F8	0-0 F8		5	2	2	0	0	0	1			
Willie Mays, R OBP: 0.384, SLG: 0.519 (1, 8)	0-0 1B FC1-6				0-0 HR 1B			0-0 2B		4	2	3	2	0	0	0			
Willie McCovey, L OBP: 0.432, SLG: 0.606 (1, 3)	0-0 2B BB 1-2 3-H		0-0 G6-4-3 1B		0-0 6-3		0-0 BB 2B	0-0 2B		4	2	2	2	0	0	1			
Dick Dietz, R OBP: 0.442, SLG: 0.549 (1, 2)	0-0 BB 1B 2B		0-0 G6-4-3 1-2		0-0 F9		4-0 BB BB 1B BB			3	2	1	0	1	0	1			
Ken Henderson, S OBP: 0.396, SLG: 0.448 (1, 7)	4-0 BB 1B BB		0-0 F4			0-0 G3		4-0 1-2 2-3 BB		2	2	0	0	2	0	0			
Jim Ray Hart, R OBP: 0.368, SLG: 0.450 Al Gallagher, R OBP: 0.345, SLG: 0.379 (1, 5) (7, 5)	4-0 1B BB			0-3 K		0-3 K		0-0 1-2 2-3 3-H BB		2	0	0	1	1	2	0			
Hal Lanier, R OBP: 0.264, SLG: 0.280 (1, 6)	0-0 FC6-4 1B			0-0 F8		0-0 5-3		0-0 1-2 2-3 3-H 1B		4	0	1	2	0	0	3			
Gaylord Perry, R OBP: 0.102, SLG: 0.159 (1, 1)	0-0 FC6-4			0-0 6-3			0-3 K	0-0 F7		4	0	0	0	0	1	5			
Inning Stats	R: 4 E: 0 K: 0 S: 7	H: 4 LOB: 2 BB: 2 P: 15	R: 0 E: 0 K: 0 S: 3	H: 0 LOB: 0 BB: 0 P: 3	R: 0 E: 0 K: 1 S: 5	H: 0 LOB: 0 BB: 0 P: 5	R: 2 E: 0 K: 0 S: 5	H: 2 LOB: 0 BB: 0 P: 5	R: 0 E: 0 K: 1 S: 5	H: 0 LOB: 0 BB: 0 P: 5	R: 0 E: 0 K: 1 S: 5	H: 0 LOB: 0 BB: 0 P: 5	R: 5 E: 0 K: 0 S: 7	H: 4 LOB: 1 BB: 2 P: 15	1B: 6 2B: 4 3B: 0 HR: 1	SF: 0 SAC: 0 DP: 1 HBP: 0		WP: 0 PB: 0 SB: 0 CS: 0	PA: 38
PITCHER Wade Blasingame, L ERA: 3.02 Buddy Harris, R ERA: 9.0 Denny Lemaster, L ERA: 4.76	IP: 4.0 WLS: L BF: 18 H: 5 R: 4 ER: 4 SO: 1 BB: 2 IBB: 0 HBP: 0 BLK: 0 WP: 0 HR: 1 S: 10 P: 26 ERA: 9.00 WHIP: 1.750															PITCHER			

Batter	1	2	3	4	5	6	7	8	9	AB	R	H	RBI	BB	SO	LOB	TOP											
Maury Wills, S OBP: 0.334, SLG: 0.320	0-0 4-3 PB 1B		0-0 6-3		0-0 FC6-4 1B		0-0 1B 6-3 1B		0-0 1-3	5	1	3	1	0	0	0	Los Angeles Dodgers @ San Francisco Giants Candlestick Park, San Francisco, CA Fri Sep 11 1970, 10:05 PM EDT Att: 8,574 - Unknown AB 36 R 3 H 11 RBI 3 BB 3 SO 2 LOB 23 											
Manny Mota, R OBP: 0.362, SLG: 0.379	0-0 F9		0-0 5-3		0-0 FC6-4 1-2		0-0 1-3 6-3 1B		0-0 F9	5	0	1	0	0	0	2												
Willie Davis, L OBP: 0.342, SLG: 0.450 Bill Russell, R OBP: 0.290, SLG: 0.363	0-0 4-3		0-0 F6		0-0 F7		0-0 6-3		0-0 F8	3	0	0	0	0	0	2												
Steve Carvey, R OBP: 0.260, SLG: 0.290	1-3						1-2 6-3			1	0	0	0	0	0	0												
Wes Parker, S OBP: 0.398, SLG: 0.471	0-0 6-3			0-0 1B		0-0 G3		0-0 3-H F7		4	0	1	0	0	0	3												
Tom Haller, L OBP: 0.350, SLG: 0.466 Bill Sudakis, S OBP: 0.344, SLG: 0.443		0-0 1B		0-0 F9		0-0 G4-6-3 2B		0-0 4-3		3	1	2	0	0	0	1												
Ted Sizemore, R OBP: 0.366, SLG: 0.352		0-0 1B		0-0 1B		0-0 G4-6-3 BB		0-0 F8		3	0	2	0	1	0	0												
Willie Crawford, L OBP: 0.316, SLG: 0.387	0-3 K		0-0 F4		0-0 G4-6-3		0-0 F3			4	0	0	0	0	1	6												
Billy Grabarkewitz, R OBP: 0.406, SLG: 0.455	0-0 G6-4-3 1B		0-0 F2		0-0 BB		0-0 BB			2	0	1	1	2	0	2												
Don Sutton, R OBP: 0.256, SLG: 0.221 Len Gabrielson, L OBP: 0.179, SLG: 0.169 Pete Mikkelsen, R OBP: 0.500, SLG: 0.500 Jim Lefebvre, S OBP: 0.328, SLG: 0.375 Jim Brewer, L OBP: 0.154, SLG: 0.083	0-0 G6-4-3		0-0 F2		0-0 1B		0-0 K		0-0 4-3	2	1	1	0	0	0	2												
Inning Stats	R: 0 E: 0 K: 0 S: 4	H: 1 LOB: 1 BB: 0 P: 4	R: 1 E: 0 K: 1 S: 7	H: 3 LOB: 1 BB: 0 P: 7	R: 0 E: 0 K: 0 S: 3	H: 0 LOB: 0 BB: 0 P: 3	R: 0 E: 0 K: 0 S: 5	H: 2 LOB: 2 BB: 0 P: 5	R: 1 E: 0 K: 0 S: 5	H: 2 LOB: 1 BB: 0 P: 5	R: 0 E: 0 K: 1 S: 5	H: 1 LOB: 2 BB: 2 P: 13	R: 1 E: 0 K: 0 S: 5	H: 2 LOB: 1 BB: 0 P: 5	R: 0 E: 0 K: 0 S: 3	H: 0 LOB: 1 BB: 0 P: 7		R: 0 E: 0 K: 0 S: 3	H: 0 LOB: 0 BB: 0 P: 3	1B: 9 2B: 1 3B: 1 HR: 0	SF: 0 SAC: 0 DP: 2 HBP: 0	WP: 0 PB: 1 SB: 0 CS: 0	PA: 39					
PITCHER	IP	WLS	BF	H	R	ER	SO	BB	IBB	HBP	BLK	WP	HR	S	P	ERA		WHIP										
Juan Marichal, R ERA: 4.08	6.0	W	29	11	3	3	2	2	0	0	0	0	0	31	39	4.50		2.167										
Mike Davison, L ERA: 6.23	1.0		3	0	0	0	0	0	0	0	0	0	0	3	3	0.00	0.000											
Don McMahon, R ERA: 2.86	2.0	S	7	0	0	0	0	1	0	0	0	0	0	6	10	0.00	0.500											

Batter	1	2	3	4	5	6	7	8	9	AB	R	H	RBI	BB	SO	LOB	BOTTOM											
Bobby Bonds, R OBP: 0.386, SLG: 0.520	0-0 1B		0-0 2B		4-0 1-3 BB		0-3 K		0-0 5-3	4	0	2	0	1	1	1	Los Angeles Dodgers @ San Francisco Giants Candlestick Park, San Francisco, CA Fri Sep 11 1970, 10:05 PM EDT Att: 8,574 - Unknown AB 30 R 4 H 8 RBI 3 BB 6 SO 7 LOB 15 											
Tito Fuentes, S OBP: 0.309, SLG: 0.344	0-0 E9 1B		0-0 F5		0-3 1-2 K		0-3 K			4	1	1	0	0	2	3												
Ken Henderson, S OBP: 0.397, SLG: 0.449	0-0 F9 2-H 1B		0-0 F8		0-3 K		0-0 BB S 1B			4	0	2	1	0	1	1												
Willie McCovey, L OBP: 0.433, SLG: 0.604 Don Mason, L OBP: 0.250, SLG: 0.143 Frank Johnson, R OBP: 0.347, SLG: 0.353	0-0 F9		0-0 F9		4-0 2B WP BB		0-0 4-1		4-0 BB IBB	2	1	0	0	2	0	1												
Dick Dietz, R OBP: 0.442, SLG: 0.550	0-0 F9		0-0 F9		0-0 WP 1B 2B		0-0 6-3		4-0 FC6-4 BB	3	1	1	0	1	0	1												
Jim Ray Hart, R OBP: 0.386, SLG: 0.444 Al Gallagher, R OBP: 0.345, SLG: 0.379	0-0 F8		0-0 F8		4-0 1B FC3-6 BB		0-0 6-3		0-0 FC6-4	3	1	0	0	1	0	3												
George Foster, R OBP: 0.286, SLG: 0.167 Willie Mays, R OBP: 0.384, SLG: 0.519	0-3 K		0-0 K		0-0 FC3-6 1B		0-0 E6 PB 1B		4-0 SH3-4 BB	3	0	1	1	1	1	0												
Hal Lanier, R OBP: 0.264, SLG: 0.280	0-0 F4		0-0 F4		0-3 K		0-0 K		0-3 K	4	0	1	0	0	2	3												
Juan Marichal, R OBP: 0.078, SLG: 0.054 Mike Davison, L OBP: 0.267, SLG: 0.154	0-0 F4		0-0 F4		0-0 FC3-6		0-0 F3		0-0 SH3-4	3	0	0	1	0	0	2												
Inning Stats	R: 1 E: 1 K: 0 S: 5	H: 3 LOB: 1 BB: 0 P: 5	R: 0 E: 0 K: 1 S: 5	H: 0 LOB: 0 BB: 0 P: 5	R: 0 E: 0 K: 0 S: 4	H: 1 LOB: 1 BB: 0 P: 4	R: 3 E: 0 K: 2 S: 9	H: 2 LOB: 2 BB: 3 P: 21	R: 0 E: 0 K: 1 S: 5	H: 0 LOB: 0 BB: 0 P: 5	R: 0 E: 1 K: 0 S: 4	H: 1 LOB: 1 BB: 0 P: 4	R: 0 E: 0 K: 2 S: 8	H: 1 LOB: 3 BB: 2 P: 16	R: 0 E: 0 K: 1 S: 5	H: 0 LOB: 1 BB: 1 P: 9		1B: 6 2B: 2 3B: 0 HR: 0	SF: 0 SAC: 1 DP: 0 HBP: 0	WP: 3 PB: 1 SB: 2 CS: 0	PA: 37							
PITCHER	IP	WLS	BF	H	R	ER	SO	BB	IBB	HBP	BLK	WP	HR	S	P	ERA		WHIP										
Don Sutton, R ERA: 4.12	5.0	L	23	6	4	4	4	3	0	0	0	0	0	28	40	7.20		1.800										
Pete Mikkelsen, R ERA: 2.44	2.0		10	2	0	0	2	1	1	0	0	0	0	12	20	0.00		1.500										
Jim Brewer, L ERA: 2.7	1.0		4	0	0	0	1	1	0	0	0	0	0	5	9	0.00	1.000											

Batter	1	2	3	4	5	6	7	8	9	AB	R	H	RBI	BB	SO	LOB	TOP
Mike Lum, L OBP: 0.305, SLG: 0.403 (1, 8)										4	0	2	0	0	0	0	Atlanta Braves @ San Francisco Giants Candlestick Park, San Francisco, CA Tue Sep 15 1970, 10:05 PM EDT Att: 2,861 - Unknown
Ralph Garr, L OBP: 0.245, SLG: 0.240 (1, 9)										4	0	0	0	0	0	2	
Hank Aaron, R OBP: 0.386, SLG: 0.588 (1, 3)										4	0	0	0	0	0	2	
Rico Carty, R OBP: 0.446, SLG: 0.581 Dusty Baker Jr., R (7, 8)										3	0	2	0	0	0	0	
Hal King, L OBP: 0.362, SLG: 0.465 (1, 2)										3	0	0	0	0	0	2	
Clete Boyer, R OBP: 0.299, SLG: 0.376 (1, 5)										3	0	0	0	0	1	1	
Sonny Jackson, L OBP: 0.346, SLG: 0.312 (1, 6)										3	0	0	0	0	0	1	
Gil Garrido, R OBP: 0.295, SLG: 0.314 (1, 4)										3	0	0	0	0	1	0	
Ron Reed, R OBP: 0.108, SLG: 0.135 Earl Williams, R (8, PH) Bob Priddy, R OBP: 0.250, SLG: 0.200 (8, 1)										2	0	0	0	0	0	0	
Inning Stats	R: 0 E: 0 K: 0 S: 3	H: 0 LOB: 0 BB: 0 P: 3	R: 0 E: 0 K: 0 S: 4	H: 1 LOB: 1 BB: 0 P: 4	R: 0 E: 0 K: 1 S: 5	H: 0 LOB: 0 BB: 0 P: 5	R: 0 E: 0 K: 0 S: 4	H: 1 LOB: 1 BB: 0 P: 4	R: 0 E: 0 K: 0 S: 3	H: 0 LOB: 0 BB: 0 P: 3	R: 0 E: 0 K: 0 S: 3	H: 0 LOB: 0 BB: 0 P: 3	R: 0 E: 0 K: 0 S: 3	H: 1 LOB: 0 BB: 0 P: 3	1B: 3 2B: 1 3B: 0 HR: 0	SF: 0 SAC: 0 DP: 1 HBP: 0	
PITCHER Gaylord Perry, R ERA: 3.28 (1, 1)	IP: 9.0 WLS: W BF: 30 H: 4 R: 0 ER: 0 SO: 2 BB: 0 IBB: 0 HBP: 0 BLK: 0 WP: 1 HR: 0 S: 34 P: 34 ERA: 0.00 WHIP: 0.444											PITCHER	IP: 9.0 WLS: W BF: 30 H: 4 R: 0 ER: 0 SO: 2 BB: 0 IBB: 0 HBP: 0 BLK: 0 WP: 1 HR: 0 S: 34 P: 34 ERA: 0.00 WHIP: 0.444				

Batter	1	2	3	4	5	6	7	8	9	AB	R	H	RBI	BB	SO	LOB	BOTTOM
Bobby Bonds, R OBP: 0.388, SLG: 0.517 (1, 9)										4	0	1	2	0	1	0	Atlanta Braves @ San Francisco Giants Candlestick Park, San Francisco, CA Tue Sep 15 1970, 10:05 PM EDT Att: 2,861 - Unknown
Tito Fuentes, S OBP: 0.310, SLG: 0.345 (1, 4)										3	1	1	0	0	0	1	
Willie Mays, R OBP: 0.393, SLG: 0.523 George Foster, R OBP: 0.286, SLG: 0.167 (8, 7)										4	0	1	0	0	0	1	
Willie McCovey, L OBP: 0.436, SLG: 0.604 (1, 3)										4	0	1	0	0	1	3	
Dick Dietz, R OBP: 0.436, SLG: 0.535 (1, 2)										4	1	0	1	0	0	2	
Ken Henderson, S OBP: 0.394, SLG: 0.450 (9, 8)										4	2	2	1	0	0	1	
Al Gallagher, R OBP: 0.353, SLG: 0.403 (1, 5)										4	2	2	2	0	0	1	
Hal Lanier, R OBP: 0.266, SLG: 0.281 (1, 6)										4	1	2	0	0	2	0	
Gaylord Perry, R OBP: 0.107, SLG: 0.162 (1, 1)										4	1	1	1	0	1	1	
Inning Stats	R: 0 E: 0 K: 1 S: 6	H: 1 LOB: 1 BB: 0 P: 6	R: 3 E: 0 K: 0 S: 7	H: 4 LOB: 1 BB: 0 P: 7	R: 0 E: 0 K: 0 S: 4	H: 1 LOB: 1 BB: 0 P: 4	R: 1 E: 0 K: 1 S: 6	H: 1 LOB: 0 BB: 0 P: 6	R: 0 E: 0 K: 0 S: 3	H: 0 LOB: 0 BB: 0 P: 3	R: 0 E: 0 K: 2 S: 7	H: 0 LOB: 0 BB: 0 P: 7	R: 4 E: 0 K: 1 S: 9	H: 4 LOB: 1 BB: 0 P: 10	1B: 6 2B: 4 3B: 0 HR: 1	SF: 0 SAC: 0 DP: 0 HBP: 1	
PITCHER Ron Reed, R ERA: 4.55 Bob Priddy, R ERA: 5.42 (8, 1)	IP: 7.0 WLS: L BF: 28 H: 7 R: 4 ER: 3 SO: 4 BB: 0 IBB: 0 HBP: 0 BLK: 0 WP: 1 HR: 1 S: 36 P: 36 ERA: 3.86 WHIP: 1.000											PITCHER	IP: 1.0 WLS: L BF: 8 H: 4 R: 4 ER: 4 SO: 1 BB: 0 IBB: 0 HBP: 1 BLK: 0 WP: 0 HR: 0 S: 9 P: 10 ERA: 36.00 WHIP: 4.000				



Batter	1	2	3	4	5	6	7	8	9	AB	R	H	RBI	BB	SO	LOB	TOP								
Felix Millan, R OBP: 0.351, SLG: 0.381 (1, 4)	0-0 5-3		0-0 F8		0-0 1B 3-4-1 1B	0-0 1B SF9 1B		0-0 1B BB 1B	0-0 E4 BB SF8	6	4	3	0	0	0	0									
Mike Lum, L OBP: 0.309, SLG: 0.403 (1, 8) (8, 9)	0-0 1B		0-0 4-3		0-0 3-4-1 1-2	0-0 1B 1-3		0-0 P1 1B	4-0 SF8 BB 1-2 BB	5	0	2	0	1	0	2									
Ralph Carr, L OBP: 0.263, SLG: 0.264 Hank Aaron, R OBP: 0.387, SLG: 0.588 Oscar Brown, R OBP: 0.455, SLG: 0.579 (1, 9) (8, PH) (8, 8)	0-3 K			0-0 1B SF7 1B	0-0 1B 2-3	0-0 SF9 1B		4-0 1B BB 1-2 BB	4-0 1B BB 1-2 BB	3	2	2	1	0	1	1									
Rico Carty, R OBP: 0.450, SLG: 0.584 Dusty Baker Jr., R (8, PR) (8, 7)	0-0 F9			0-0 1B 1-3	0-0 1B 1-3	0-0 1B 1-2		0-0 1B BB 1-2 BB	0-0 SF8 2-3	5	2	4	2	0	0	1									
Earl Williams, R OBP: 0.143, SLG: 0.167 Orlando Cepeda, R OBP: 0.368, SLG: 0.556 (1, 3) (8, PH) (8, 3)		0-0 F6		0-0 SF7 3-H	0-0 IBB 1B 1-2	0-0 K 1B		0-0 1B 1-2	0-0 F2 3-H	3	0	1	2	0	1	2									
Clete Boyer, R OBP: 0.302, SLG: 0.379 (1, 5)	0-0 4-3 1B			0-0 3B 1-2	0-0 F4 1-2	0-0 F8 1B		0-0 1B 1-2		5	1	3	0	0	0	4									
Sonny Jackson, L OBP: 0.347, SLG: 0.320 Bob Aspromonte, R OBP: 0.265, SLG: 0.227 Gil Garrido, R OBP: 0.295, SLG: 0.314 (1, 6) (8, PH) (8, 6)	0-0 4-3 1-2			0-0 FC4-2 3B 1-H 2-H	0-0 IBB 1-2	0-0 K 1B		0-0 F5 1B	0-3 K 2	4	0	2	3	0	0	1									
Bob Didier, S OBP: 0.210, SLG: 0.178 (1, 2)	0-0 4-3			0-0 FC4-2 3B 3-H	4-0 1B 1-2	0-0 IBB 2-3		0-0 G3 1B	0-0 F6 1B	4	0	0	0	1	0	5									
Jim Nash, R OBP: 0.114, SLG: 0.182 Hoyt Wilhelm, R OBP: 0.231, SLG: 0.091 Phil Niekro, R OBP: 0.171, SLG: 0.190 (1, 1) (5, 1) (6, 1)			0-3 K	0-0 F9 3-H	0-3 K 3	0-3 K 3		0-0 K 3	0-0 F2 1B	3	0	0	0	0	2	4									
Inning Stats	R: 0 E: 0 K: 1 S: 6	H: 1 LOB: 1 BB: 0 P: 6	R: 0 E: 0 K: 0 S: 4	H: 1 LOB: 1 BB: 0 P: 4	R: 0 E: 0 K: 1 S: 5	H: 0 LOB: 0 BB: 0 P: 5	R: 3 E: 0 K: 0 S: 7	H: 4 LOB: 1 BB: 0 P: 7	R: 3 E: 0 K: 1 S: 10	H: 5 LOB: 3 BB: 1 P: 14	R: 1 E: 0 K: 1 S: 8	H: 3 LOB: 2 BB: 0 P: 8	R: 0 E: 0 K: 1 S: 5	H: 0 LOB: 0 BB: 0 P: 5	R: 2 E: 0 K: 1 S: 9	H: 4 LOB: 3 BB: 1 P: 13	R: 1 E: 1 K: 0 S: 4	H: 0 LOB: 2 BB: 2 P: 12	1B: 17 2B: 0 3B: 1 HR: 0	SF: 3 SAC: 0 DP: 0 HBP: 0	WP: 0 PB: 0 SB: 0 CS: 0	PA: 50			
PITCHER	IP	WLS	BF	H	R	ER	SO	BB	IBB	HBP	BLK	WP	HR	S	P	ERA	WHIP								
Juan Marichal, R ERA: 4.25 (1, 1)	6.0		33	14	7	7	4	0	1	0	0	0	0	40	44	10.50	2.333								
Jerry Johnson, R ERA: 4.54 (7, 1)	1.0	L	4	1	1	1	1	0	0	0	0	0	0	6	6	9.00	1.000								
Mike Davison, L ERA: 6.31 (8, 1)	0.1		3	1	0	0	0	1	0	0	0	0	0	2	6	0.00	6.000								
Don Carrithers, R ERA: 7.48 (8, 1)	0.0		2	2	1	1	0	0	0	0	0	0	0	2	2	∞	∞								
John Cumberland, L ERA: 3.63 (8, 1)	1.2		8	0	1	0	1	2	0	0	0	0	0	8	16	0.00	1.200								

Atlanta Braves @ San Francisco Giants
Candlestick Park, San Francisco, CA
Wed Sep 16 1970, 6:33 AM EDT
Att: 3,166 - Unknown

AB 43
R 10
H 18
RBI 10
BB 4
SO 6
LOB 25



Batter	1	2	3	4	5	6	7	8	9	AB	R	H	RBI	BB	SO	LOB	BOTTOM								
Bobby Bonds, R OBP: 0.390, SLG: 0.523 (1, 9)	0-3 K	0-3 K			0-0 HR	0-0 F9 1B FC1-5		0-0 1B 1-3		5	2	3	1	0	2	1									
Tito Fuentes, S OBP: 0.313, SLG: 0.346 (1, 4) (8, 6)	0-0 1B		4-0 BB		0-0 HR	0-0 1B 1-2		0-0 FC1-5 1B 2-3	0-0 4-3-6 1B	4	1	2	0	1	0	4									
Ken Henderson, S OBP: 0.393, SLG: 0.454 (1, 8)	0-0 F9		0-0 F9		0-0 HR	0-0 F9		0-0 G3		5	1	1	2	0	0	5									
Willie McCovey, L OBP: 0.439, SLG: 0.606 (1, 3)	0-0 G3		4-0 BB		4-0 FC3-6 1B	0-0 1B 1-3		0-0 FC6 1B		3	1	2	1	2	0	1									
Jim Ray Hart, R OBP: 0.356, SLG: 0.426 Al Gallagher, R OBP: 0.353, SLG: 0.402 (1, 5) (4, 5)		0-0 F8	0-0 G1-4-3		0-0 FC3-6 1B	0-0 FC6		0-0 FC6	0-0 E6 G6-4-3	2	0	0	0	0	0	2									
John Stephenson, L OBP: 0.105, SLG: 0.093 Dick Dietz, R OBP: 0.435, SLG: 0.533 (1, 2) (9, PH)		0-0 6-3		0-0 F9	0-0 FC3-6 1B	0-0 K2-3		0-0 K	0-3 K	4	0	0	0	0	1	2									
George Foster, R OBP: 0.354, SLG: 0.490 Frank Johnson, R OBP: 0.356, SLG: 0.364 (1, 7) (9, PH)		0-0 E 2B		0-0 F7	0-0 1B	0-3 K		0-0 K	0-0 G6-4-3	4	1	2	1	0	1	0									
Hal Lanier, R OBP: 0.266, SLG: 0.279 (1, 6)		4-0 E BB		0-0 F3	0-0 F7	0-3 K		0-0 K		3	1	0	0	1	1	2									
Juan Marichal, R OBP: 0.271, SLG: 0.053 Bob Taylor, L OBP: 0.312, SLG: 0.259 Don Messersmith, R OBP: 0.256, SLG: 0.143 Jerry Johnson, R OBP: 0.256, SLG: 0.093 Mike Davison, L (1, 1) (8, 1) (8, 1) (8, 1) John Cumberland, R OBP: 0.266, SLG: 0.359 Bob Heise, R OBP: 0.263, SLG: 0.311 (1, 1) (5, PH) (8, PR) (7, 1) (8, 1) (8, 1) (8, 1) (8, 4)		0-0 E6		0-0 F7	4-0 FC1-5 1B	0-0 E6		0-0 E6		2	0	0	0	0	0	0									
Inning Stats	R: 0 E: 0 K: 1 S: 6	H: 1 LOB: 1 BB: 0 P: 6	R: 2 E: 1 K: 1 S: 7	H: 1 LOB: 1 BB: 1 P: 11	R: 0 E: 0 K: 0 S: 2	H: 0 LOB: 0 BB: 2 P: 10	R: 0 E: 0 K: 0 S: 3	H: 0 LOB: 0 BB: 0 P: 3	R: 4 E: 0 K: 0 S: 8	H: 5 LOB: 2 BB: 1 P: 12	R: 1 E: 0 K: 0 S: 5	H: 2 LOB: 2 BB: 1 P: 9	R: 0 E: 0 K: 3 S: 9	H: 0 LOB: 0 BB: 0 P: 9	R: 0 E: 1 K: 0 S: 4	H: 1 LOB: 1 BB: 0 P: 4	R: 0 E: 1 K: 1 S: 6	H: 1 LOB: 1 BB: 0 P: 6	1B: 7 2B: 3 3B: 0 HR: 2	SF: 0 SAC: 0 DP: 3 HBP: 0	WP: 0 PB: 0 SB: 0 CS: 0	PA: 43			
PITCHER	IP	WLS	BF	H	R	ER	SO	BB	IBB	HBP	BLK	WP	HR	S	P	ERA	WHIP								
Jim Nash, R ERA: 4.09 (1, 1)	4.1		21	5	5	3	2	3	0	0	0	0	0	22	34	6.23	1.846								
Hoyt Wilhelm, R ERA: 2.75 (5, 1)	0.2		7	3	2	2	0	2	0	0	0	0	0	5	13	27.00	7.500								
Phil Niekro, R ERA: 4.27 (6, 1)	4.0	W	15	3	0	0	4	0	0	0	0	0	0	23	23	0.00	0.750								

Atlanta Braves @ San Francisco Giants
Candlestick Park, San Francisco, CA
Wed Sep 16 1970, 6:33 AM EDT
Att: 3,166 - Unknown

AB 38
R 7
H 11
RBI 5
BB 5
SO 6
LOB 24



Batter	1	2	3	4	5	6	7	8	9	AB	R	H	RBI	BB	SO	LOB	TOP				
Bobby Bonds, R OBP: 0.388, SLG: 0.520 (1, 9)										5	0	1	1	0	1	0	San Francisco Giants @ San Diego Padres San Diego Stadium, San Diego, CA Thu Sep 17 1970, 10:05 PM EDT Att: 3,332 - Unknown livebaseballscorecards.com				
Tito Fuentes, S OBP: 0.316, SLG: 0.348 (1, 6)										4	0	2	0	1	0	2					
Willie Mays, R OBP: 0.393, SLG: 0.520 (1, 8)										4	0	1	0	1	1	1					
Willie McCovey, L OBP: 0.439, SLG: 0.604 (1, 3)										5	1	2	0	0	1	4					
Dick Dietz, R OBP: 0.435, SLG: 0.533 (1, 2)										4	2	1	0	1	1	3					
Ken Henderson, S OBP: 0.393, SLG: 0.455 (1, 7)										3	1	1	0	0	1	3					
Al Gallagher, R OBP: 0.351, SLG: 0.400 (1, 5)										4	0	1	0	0	1	3					
Bob Heise, R OBP: 0.277, SLG: 0.320 (1, 4)										3	0	2	3	1	0	0					
Rich Robertson, R OBP: 0.103, SLG: 0.228 Don McMahon, R OBP: 0.250, SLG: 0.143 (9, 1)										4	0	0	0	0	3	5					
Inning Stats	R: 0 E: 0 K: 1 S: 6	H: 1 LOB: 2 BB: 1 P: 10	R: 1 E: 0 K: 1 S: 7	H: 2 LOB: 2 BB: 1 P: 11	R: 2 E: 0 K: 2 S: 10	H: 3 LOB: 2 BB: 1 P: 14	R: 0 E: 0 K: 0 S: 3	H: 1 LOB: 1 BB: 1 P: 7	R: 1 E: 0 K: 0 S: 5	H: 2 LOB: 1 BB: 0 P: 5	R: 0 E: 0 K: 1 S: 5	H: 1 LOB: 1 BB: 0 P: 5	R: 0 E: 0 K: 2 S: 7	H: 0 LOB: 1 BB: 0 P: 8	R: 0 E: 0 K: 2 S: 7	H: 0 LOB: 0 BB: 0 P: 7	R: 0 E: 0 K: 0 S: 4	H: 1 LOB: 1 BB: 0 P: 4	1B: 9 2B: 3 3B: 0 HR: 0	SF: 0 SAC: 0 DP: 2 HBP: 1	WP: 0 PA: 41 PB: 0 SB: 1 CS: 1
PITCHER	IP	WLS	BF	H	R	ER	SO	BB	IBB	HBP	BLK	WP	HR	S	P	ERA	WHIP				
Pat Dobson, R ERA: 3.88 Earl Wilson, R ERA: 4.5	(1, 1) (8, 1)	7.0 L	34 34	10 10	4 4	4 4	7 7	4 4	0 0	1 1	0 0	0 0	0 0	43 11	60 11	5.14 0.00	2.000 0.500				

Batter	1	2	3	4	5	6	7	8	9	AB	R	H	RBI	BB	SO	LOB	BOTTOM				
Dave Campbell, R OBP: 0.270, SLG: 0.339 Larry Stahl, L OBP: 0.188, SLG: 0.213 Jose Arcia, R OBP: 0.288, SLG: 0.295 (8, 4)										3	0	0	0	0	3	2	San Francisco Giants @ San Diego Padres San Diego Stadium, San Diego, CA Thu Sep 17 1970, 10:05 PM EDT Att: 3,332 - Unknown livebaseballscorecards.com				
Rafael Robles, R OBP: 0.255, SLG: 0.213 (1, 6)										4	0	0	0	0	0	2					
Cito Gaston, R OBP: 0.365, SLG: 0.543 (1, 8)										4	0	1	0	0	0	0					
Ollie Brown, R OBP: 0.339, SLG: 0.501 (1, 9)										2	1	1	0	2	0	1					
Nate Colbert, R OBP: 0.324, SLG: 0.490 (1, 3)										4	1	2	2	0	0	2					
Steve Huntz, S OBP: 0.347, SLG: 0.343 (1, 5)										4	0	0	0	0	0	2					
Ivan Murrell, R OBP: 0.292, SLG: 0.401 (1, 7)										4	1	2	1	0	1	0					
Bob Barton, R OBP: 0.283, SLG: 0.326 (1, 2)										4	0	1	0	0	1	0					
Pat Dobson, R OBP: 0.219, SLG: 0.164 Ray Webster, L OBP: 0.331, SLG: 0.345 Earl Wilson, R OBP: 0.208, SLG: 0.292 Ed Speitz, R OBP: 0.374, SLG: 0.470 (9, 1)										2	0	0	0	0	1	2					
Inning Stats	R: 0 E: 0 K: 1 S: 5	H: 0 LOB: 0 BB: 0 P: 5	R: 2 E: 0 K: 0 S: 5	H: 2 LOB: 0 BB: 0 P: 5	R: 0 E: 0 K: 1 S: 5	H: 0 LOB: 0 BB: 0 P: 5	R: 0 E: 0 K: 0 S: 3	H: 0 LOB: 1 BB: 1 P: 7	R: 0 E: 0 K: 0 S: 3	H: 0 LOB: 1 BB: 1 P: 7	R: 0 E: 0 K: 1 S: 6	H: 1 LOB: 1 BB: 0 P: 6	R: 0 E: 0 K: 0 S: 4	H: 2 LOB: 2 BB: 0 P: 4	R: 1 E: 0 K: 1 S: 6	H: 1 LOB: 0 BB: 0 P: 6	1B: 6 2B: 0 3B: 0 HR: 2	SF: 0 SAC: 0 DP: 0 HBP: 0	WP: 1 PA: 36 PB: 0 SB: 0 CS: 0		
PITCHER	IP	WLS	BF	H	R	ER	SO	BB	IBB	HBP	BLK	WP	HR	S	P	ERA	WHIP				
Rich Robertson, R ERA: 5.02 Don McMahon, R ERA: 2.92	(1, 1) (9, 1)	8.1 S	34 2	8 0	3 0	3 0	3 1	2 0	0 0	0 0	0 0	0 0	0 0	4 4	4 4	3.24 0.00	1.200 0.000				

Batter	1	2	3	4	5	6	7	8	9	10	AB	R	H	RBI	BB	SO	LOB	TOP		
Bobby Bonds, R OBP: 0.388, SLG: 0.519 (1.9)	0-3 K		0-0 5-3		0-0 5-3		0-0 1B		4-0 BB		4	0	1	0	1	1	0	San Francisco Giants @ San Diego Padres San Diego Stadium, San Diego, CA Fri Sep 18 1970, 10:05 PM EDT Att: 5,093 - Unknown livebaseballscorecards.com		
Tito Fuentes, S OBP: 0.315, SLG: 0.346 (1.6)	0-0 E6 1B		0-0 1B		0-0 5-3		0-0 5-3		0-0 F8		5	1	1	0	0	0	3			
Willie Mays, R OBP: 0.394, SLG: 0.519 (1.8)	0-0 1B		0-0 1B		0-0 6-3			0-0 F6		0-0 F9		5	0	2	0	0	0			
Willie McCovey, L OBP: 0.440, SLG: 0.603 (1.3)	0-0 1B		0-3 K			4-0 BB		0-0 F7		0-0 FC5-4 1B		4	0	2	1	1	2			
Dick Dietz, R OBP: 0.433, SLG: 0.529 (1.2)	0-3 K		0-3 F9			0-0 F8		0-0 1B		0-0 FC5-4 2B		5	1	1	0	0	1			
Ken Henderson, S OBP: 0.393, SLG: 0.458 (1.7)	0-0 F4				0-0 WP 2B		0-0 F9		0-0 F6		0-0 1B		5	1	2	1	0			
Al Gallagher, R OBP: 0.349, SLG: 0.394 (1.5)		0-0 5-3		0-0 6-3		0-0 F9			0-0 F9		4-0 IBB		4	0	0	0	1			
Bob Heise, R OBP: 0.271, SLG: 0.313 Frank Johnson, R OBP: 0.354, SLG: 0.361 Hal Lanier, R OBP: 0.266, SLG: 0.279 Jim Ray Hart, R OBP: 0.354, SLG: 0.424 Don Mason, L OBP: 0.250, SLG: 0.143 Frank Reberger, L OBP: 0.222, SLG: 0.244 (1.4)		0-0 F2		0-0 F8			0-0 6-3		0-0 F8		0-0 5-3		3	0	0	0	0			
		0-0 4-3		0-0 F8			0-0 4-3		0-0 BB 1B				1	0	0	0	0			
													0	0	0	0	0			
Inning Stats	R: 1 E: 1 K: 2 S: 10	H: 2 LOB: 2 BB: 0 P: 10	R: 0 E: 0 K: 0 S: 3	H: 0 LOB: 0 BB: 0 P: 3	R: 0 E: 0 K: 1 S: 7	H: 2 LOB: 2 BB: 0 P: 7	R: 1 E: 0 K: 0 S: 4	H: 1 LOB: 0 BB: 0 P: 4	R: 0 E: 0 K: 2 S: 3	H: 0 LOB: 1 BB: 1 P: 7	R: 0 E: 0 K: 0 S: 4	H: 1 LOB: 1 BB: 0 P: 4	R: 0 E: 0 K: 0 S: 4	H: 1 LOB: 2 BB: 1 P: 8	R: 1 E: 0 K: 0 S: 5	H: 2 LOB: 2 BB: 1 P: 9	1B: 8 2B: 2 3B: 0 HR: 0	SF: 0 SAC: 0 DP: 0 HBP: 0	WP: 1 PA: 44 PB: 0 SB: 0 CS: 0	
PITCHER Danny Coombs, L ERA: 3.31 (1.1)	IP 10.0	WLS L	BF 44	H 10	R 3	ER 2	SO 3	BB 2	IBB 1	HBP 0	BLK 0	WP 1	HR 0	S 47	P 59	ERA 1.80	WHIP 1.200			

Batter	1	2	3	4	5	6	7	8	9	10	AB	R	H	RBI	BB	SO	LOB	BOTTOM		
Jose Arcia, R OBP: 0.285, SLG: 0.291 (1.4)	0-0 E5 2B		0-0 F4			0-0 F6		0-0 L5-4			3	1	0	0	0	0	0	San Francisco Giants @ San Diego Padres San Diego Stadium, San Diego, CA Fri Sep 18 1970, 10:05 PM EDT Att: 5,093 - Unknown livebaseballscorecards.com		
Ray Webster, L OBP: 0.328, SLG: 0.342 (8. PH) Dave Campbell, R OBP: 0.270, SLG: 0.339 (9.4)	0-0 1B 2B		0-0 F4			4-0 BB		0-0 L5-4		0-0 F4		3	0	1	0	1	0			
Rafael Robles, R OBP: 0.273, SLG: 0.220 (1.6)	0-0 G1-6-3 1B		0-0 F4			0-3 K		0-0 K		0-0 F4		3	0	0	0	0	2			
Cito Gaston, R OBP: 0.363, SLG: 0.540 Larry Stahl, L OBP: 0.204, SLG: 0.229 (7.7)	0-0 G1-6-3		0-3 K			0-3 K		0-0 K		0-0 1B 1B		1	0	1	0	0	0			
Ollie Brown, R OBP: 0.338, SLG: 0.501 (1.9)	0-0 PB 2B		0-3 K			0-3 K		0-0 K		0-0 F8		4	0	1	1	0	2			
Nate Colbert, R OBP: 0.325, SLG: 0.495 (1.3)	0-0 F9				0-0 HR		0-3 K		0-0 F8		0-0 1B		4	1	2	1	0			
Steve Huntz, S OBP: 0.343, SLG: 0.339 (1.5)		0-0 F9		0-0 4-3		0-0 F8		0-0 G3		0-0 G3		4	0	0	0	0	2			
Ivan Murrell, R OBP: 0.289, SLG: 0.396 (7.8)		0-3 K			0-0 4-3		0-3 K			0-0 6-3		4	0	0	0	0	2			
Chris Cannizzaro, R OBP: 0.374, SLG: 0.388 (1.2)		0-3 K			0-0 CS 1B			0-0 F3		0-3 K		4	0	1	0	0	2			
Danny Coombs, R OBP: 0.132, SLG: 0.120 Ed Spezio, R OBP: 0.372, SLG: 0.468 (10. PH) (1.1)			0-0 6-3		0-0 F7		0-0 F7		0-0 L5-4 2B		0-0 F9		3	0	1	0	0			
Inning Stats	R: 1 E: 1 K: 0 S: 5	H: 2 LOB: 1 BB: 0 P: 5	R: 0 E: 0 K: 2 S: 7	H: 0 LOB: 0 BB: 0 P: 7	R: 0 E: 0 K: 0 S: 3	H: 0 LOB: 0 BB: 0 P: 3	R: 1 E: 0 K: 2 S: 8	H: 1 LOB: 0 BB: 0 P: 8	R: 0 E: 0 K: 0 S: 3	H: 1 LOB: 0 BB: 1 P: 3	R: 0 E: 0 K: 0 S: 3	H: 1 LOB: 0 BB: 0 P: 3	R: 0 E: 0 K: 0 S: 5	H: 2 LOB: 2 BB: 0 P: 5	R: 0 E: 0 K: 1 S: 5	H: 0 LOB: 0 BB: 0 P: 5	1B: 4 2B: 3 3B: 0 HR: 1	SF: 0 SAC: 0 DP: 2 HBP: 0	WP: 0 PA: 36 PB: 1 SB: 0 CS: 1	
PITCHER Frank Reberger, R ERA: 5.41 (1.1)	IP 10.0	WLS W	BF 36	H 7	R 2	ER 1	SO 9	BB 1	IBB 0	HBP 0	BLK 0	WP 0	HR 1	S 53	P 57	ERA 0.90	WHIP 0.800			

Batter	1	2	3	4	5	6	7	8	9	AB	R	H	RBI	BB	SO	LOB	TOP					
Bobby Bonds, R OBP: 0.386, SLG: 0.515 (1, 9)	0-0 5-3		0-0 6-3		0-3 K		0-3 K		0-3 K	5	0	0	0	0	3	2	San Francisco Giants @ San Diego Padres San Diego Stadium, San Diego, CA Sat Sep 19 1970, 6:33 AM EDT Att: 6,259 - Unknown livebaseballscorecards.com					
Bob Heise, R OBP: 0.266, SLG: 0.308 (1, 4)	0-0 FC5-4 1B		0-0 F7		0-0 6-3		0-0 F6		0-0 4-3	5	0	1	0	0	0	2						
Willie Mays, R OBP: 0.392, SLG: 0.516 (1, 8)	0-0 FC5-4 BB 1-2		0-3 K		4-0 2B SF8 BB				0-3 K	3	1	0	0	1	2	1						
Willie McCovey, L OBP: 0.441, SLG: 0.603 (1, 3)	4-0 1-2 BB			0-0 4-3		0-0 SF8 1B 2B			0-0 F6	3	1	1	0	1	0	0						
Ken Henderson, S OBP: 0.394, SLG: 0.456 (1, 7)	0-0 4-3			0-3 K		4-0 1B SF7-5-4 BB			4-0 1B BB	2	1	0	0	2	1	2						
Dick Dietz, R OBP: 0.433, SLG: 0.529 (1, 2)		0-3 K		4-0 BB		0-0 SF8			0-0 1B	2	0	1	1	1	1	0						
Al Gallagher, R OBP: 0.351, SLG: 0.395 (1, 5)		0-0 1B		0-0 F9		0-0 1-3 3-H 1B			0-3 K	4	0	2	1	0	1	3						
Hal Lanier, R OBP: 0.266, SLG: 0.282 (1, 6)		0-3 K		0-0 SH1-4 1B		0-0 1-2 3-H SF7-5-4			0-0 SH2-4 1B	3	0	2	1	0	1	1						
Gaylord Perry, R OBP: 0.105, SLG: 0.159 (1, 1)		0-0 F8		0-0 SH1-4		0-0 1-2 F9			0-0 SH2-4	2	0	0	0	0	0	1						
Inning Stats	R: 0 E: 0 K: 0 S: 4	H: 1 LOB: 2 BB: 1 P: 8	R: 0 E: 0 K: 2 S: 8	H: 1 LOB: 1 BB: 0 P: 8	R: 0 E: 0 K: 1 S: 5	H: 0 LOB: 0 BB: 0 P: 5	R: 0 E: 0 K: 1 S: 5	H: 0 LOB: 1 BB: 0 P: 9	R: 0 E: 0 K: 1 S: 6	H: 1 LOB: 1 BB: 0 P: 6	R: 3 E: 0 K: 0 S: 4	H: 2 LOB: 0 BB: 2 P: 12	R: 0 E: 0 K: 1 S: 5	H: 0 LOB: 0 BB: 0 P: 5	R: 0 E: 0 K: 2 S: 8	H: 1 LOB: 2 BB: 1 P: 12		R: 0 E: 0 K: 1 S: 6	H: 1 LOB: 1 BB: 0 P: 6	1B: 6 2B: 2 3B: 0 HR: 0	SF: 2 SAC: 2 DP: 1 HBP: 0	WP: 0 PB: 0 CS: 0
PITCHER Clay Kirby, R ERA: 4.49 (1, 1)	IP: 9.0 WLS: L BF: 38 H: 7 R: 3 ER: 3 SO: 9 BB: 5 IBB: 0 HBP: 0 BLK: 0 WP: 0 HR: 0 S: 51 P: 71 ERA: 3.00 WHIP: 1.333															PITCHER						

Batter	1	2	3	4	5	6	7	8	9	AB	R	H	RBI	BB	SO	LOB	BOTTOM			
Jose Arcia, R OBP: 0.282, SLG: 0.288 (1, 4)	0-0 5-3			0-0 5-3			0-3 K		0-0 5-3	2	0	0	0	0	0	0	San Francisco Giants @ San Diego Padres San Diego Stadium, San Diego, CA Sat Sep 19 1970, 6:33 AM EDT Att: 6,259 - Unknown livebaseballscorecards.com			
Dave Robinson, S OBP: 0.538, SLG: 0.400 (7, PH)									0-0 F9	1	0	0	0	0	1	0				
Dave Campbell, R OBP: 0.270, SLG: 0.338 (8, 4)									0-0 1B	1	0	0	0	0	0	1				
Rafael Robles, R OBP: 0.271, SLG: 0.222 (1, 6)	0-0 6-3			0-0 F9			0-0 1B		0-0 F9	4	0	1	0	0	0	1				
Cito Gaston, R OBP: 0.360, SLG: 0.536 (1, 8)	0-0 6-3			0-3 K			0-3 K		0-0 F9	4	0	0	0	0	2	2				
Nate Colbert, R OBP: 0.323, SLG: 0.493 (1, 3)		0-0 6-3		0-0 F9			0-0 F6			3	0	0	0	0	0	1				
Larry Stahl, L OBP: 0.192, SLG: 0.216 (1, 9)		0-0 3-1		0-0 F6			0-3 K			3	0	0	0	0	1	0				
Steve Huntz, S OBP: 0.343, SLG: 0.339 (8, FR)		0-3 K		0-0 F9			0-0 FC5-4 1B			3	0	1	0	0	1	0				
Ron Slocum, R OBP: 0.241, SLG: 0.271 (9, 2)							0-0 FC6-4 1B			0	0	0	0	0	0	0				
Ivan Murrell, R OBP: 0.287, SLG: 0.392 (1, 7)			0-3 K		0-3 K		0-0 FC5-4 FC6-4 1-2			3	0	0	0	0	2	1				
Bob Barton, R OBP: 0.280, SLG: 0.322 (8, PH)			0-0 F9		0-0 F3		0-0 FC6-4 1-2			2	0	0	0	0	0	0				
Ed Spiezio, R OBP: 0.371, SLG: 0.466 (9, 5)							0-0 1-2			1	0	0	0	0	0	1				
Clay Kirby, R OBP: 0.203, SLG: 0.171 (9, PH)			0-0 F7		0-0 1-3				0-0 5-3 1B	2	0	0	0	0	0	0				
Ray Webster, L OBP: 0.333, SLG: 0.348 (9, PH)										1	0	1	0	0	0	0				
Inning Stats	R: 0 E: 0 K: 0 S: 3	H: 0 LOB: 0 BB: 0 P: 3	R: 0 E: 0 K: 1 S: 5	H: 0 LOB: 0 BB: 0 P: 5	R: 0 E: 0 K: 1 S: 5	H: 0 LOB: 0 BB: 0 P: 5	R: 0 E: 0 K: 1 S: 3	H: 0 LOB: 0 BB: 0 P: 3	R: 0 E: 0 K: 1 S: 5	H: 0 LOB: 0 BB: 0 P: 5	R: 0 E: 0 K: 2 S: 8	H: 1 LOB: 1 BB: 0 P: 8	R: 0 E: 0 K: 1 S: 6	H: 1 LOB: 1 BB: 0 P: 6	R: 0 E: 0 K: 0 S: 4	H: 1 LOB: 1 BB: 0 P: 4	1B: 3 2B: 0 3B: 0 HR: 0	SF: 0 SAC: 0 DP: 0 HBP: 0	WP: 0 PB: 0 CS: 0	PA: 30
PITCHER Gaylord Perry, R ERA: 3.19 (1, 1)	IP: 9.0 WLS: W BF: 30 H: 3 R: 0 ER: 0 SO: 7 BB: 0 IBB: 0 HBP: 0 BLK: 0 WP: 0 HR: 0 S: 44 P: 44 ERA: 0.00 WHIP: 0.333															PITCHER				

Batter	1	2	3	4	5	6	7	8	9	AB	R	H	RBI	BB	SO	LOB	TOP			
Bobby Bonds, R OBP: 0.385, SLG: 0.515 (1, 9)										4	0	2	0	0	1	1	San Francisco Giants @ Los Angeles Dodgers Dodger Stadium, Los Angeles, CA Tue Sep 22 1970, 7:05 PM PDT Att: 15,502 - Unknown			
Tito Fuentes, S OBP: 0.313, SLG: 0.343 (1, 4) (8, 6)										4	0	0	0	0	1	3				
Willie Mays, R OBP: 0.392, SLG: 0.520 (1, 8)										4	0	0	0	0	2					
Willie McCovey, L OBP: 0.442, SLG: 0.601 (1, 3)										3	0	0	0	0	1					
Ken Henderson, S OBP: 0.392, SLG: 0.452 (1, 7)										3	0	0	0	0	1	0				
Dick Dietz, R OBP: 0.431, SLG: 0.522 (1, 2)										3	0	0	0	0	0	0				
Jim Ray Hart, R OBP: 0.354, SLG: 0.421 (1, 5)										3	0	0	0	0	0	0				
Hal Lanier, R OBP: 0.266, SLG: 0.280 (8, PH)										2	0	0	0	0	0	0				
Ron Hunt, R OBP: 0.394, SLG: 0.382 (8, PH)										1	0	0	0	0	0	0				
Don Mason, L OBP: 0.250, SLG: 0.143 (8, 4)										0	0	0	0	0	0	0				
Ron Bryant, S OBP: 0.143, SLG: 0.111 (1, 1)										2	0	1	0	0	0	0				
Bob Taylor, L OBP: 0.309, SLG: 0.256 (8, PH)										1	0	0	0	0	0	0				
Don McMahon, R OBP: 0.250, SLG: 0.143 (8, 1)										0	0	0	0	0	0	0				
Inning Stats	R: 0 E: 0 K: 0 S: 4	H: 1 LOB: 1 BB: 0 P: 4	R: 0 E: 0 K: 1 S: 5	H: 0 LOB: 0 BB: 0 P: 5	R: 0 E: 0 K: 0 S: 4	H: 1 LOB: 1 BB: 0 P: 4	R: 0 E: 0 K: 0 S: 3	H: 0 LOB: 0 BB: 0 P: 3	R: 0 E: 0 K: 2 S: 8	H: 1 LOB: 1 BB: 0 P: 8	R: 0 E: 0 K: 0 S: 3	H: 0 LOB: 0 BB: 0 P: 3	R: 0 E: 0 K: 0 S: 3	H: 0 LOB: 0 BB: 0 P: 3	R: 0 E: 0 K: 0 S: 3	H: 0 LOB: 0 BB: 0 P: 3	1B: 2 2B: 0 3B: 1 HR: 0	SF: 0 SAC: 0 DP: 0 HBP: 0	WP: 0 PB: 0 SB: 1 CS: 0	PA: 30
PITCHER Alan Foster, R ERA: 4.14 (1, 1)	IP: 9.0 WLS: W BF: 30 H: 3 R: 0 ER: 0 SO: 3 BB: 0 IBB: 0 HBP: 0 BLK: 0 WP: 0 HR: 0 S: 36 P: 36 ERA: 0.00 WHIP: 0.333															PITCHER				

AB	30
R	0
H	3
RBI	0
BB	0
SO	3
LOB	7



Batter	1	2	3	4	5	6	7	8	9	AB	R	H	RBI	BB	SO	LOB	BOTTOM			
Maury Wills, S OBP: 0.329, SLG: 0.313 (1, 6)										3	0	0	0	0	0	4	San Francisco Giants @ Los Angeles Dodgers Dodger Stadium, Los Angeles, CA Tue Sep 22 1970, 7:05 PM PDT Att: 15,502 - Unknown			
Manny Mota, R OBP: 0.370, SLG: 0.379 (1, 7)										4	0	0	0	0	2					
Willie Davis, L OBP: 0.341, SLG: 0.449 (1, 8)										4	0	0	0	0	1					
Wes Parker, S OBP: 0.392, SLG: 0.459 (1, 3)										4	1	1	0	0	0	0				
Bill Sudakis, S OBP: 0.359, SLG: 0.467 (1, 2)										4	0	3	0	0	0	0				
Steve Garvey, R OBP: 0.274, SLG: 0.295 (1, 5)										2	0	0	0	1	2					
Billy Grabarkewitz, R OBP: 0.402, SLG: 0.454 (1, 4)										3	0	0	0	0	1	5				
Bill Russell, R OBP: 0.296, SLG: 0.359 (1, 9)										3	0	2	0	0	3					
Alan Foster, R OBP: 0.171, SLG: 0.109 (1, 1)										0	0	0	1	2	0	0				
Inning Stats	R: 0 E: 0 K: 0 S: 3	H: 0 LOB: 0 BB: 2 P: 3	R: 0 E: 0 K: 1 S: 7	H: 2 LOB: 3 BB: 2 P: 15	R: 0 E: 0 K: 0 S: 3	H: 0 LOB: 0 BB: 0 P: 3	R: 0 E: 0 K: 0 S: 4	H: 2 LOB: 2 BB: 0 P: 4	R: 0 E: 0 K: 0 S: 3	H: 0 LOB: 1 BB: 1 P: 7	R: 0 E: 0 K: 0 S: 4	H: 1 LOB: 1 BB: 0 P: 4	R: 0 E: 0 K: 0 S: 4	H: 1 LOB: 1 BB: 0 P: 4	R: 0 E: 0 K: 0 S: 3	H: 0 LOB: 0 BB: 0 P: 3		1B: 3 2B: 3 3B: 0 HR: 0	SF: 0 SAC: 2 DP: 0 HBP: 0	WP: 0 PB: 0 SB: 0 CS: 0
PITCHER Ron Bryant, L ERA: 4.6 (1, 1)	IP: 7.0 WLS: L BF: 29 H: 6 R: 1 ER: 1 SO: 1 BB: 3 IBB: 0 HBP: 0 BLK: 0 WP: 0 HR: 0 S: 28 P: 40 ERA: 1.29 WHIP: 1.286															PITCHER				
Don McMahon, R ERA: 2.89 (8, 1)	IP: 1.0 WLS: L BF: 3 H: 0 R: 0 ER: 0 SO: 0 BB: 0 IBB: 0 HBP: 0 BLK: 0 WP: 0 HR: 0 S: 3 P: 3 ERA: 0.00 WHIP: 0.000															PITCHER				



Batter	1	2	3	4	5	6	7	8	9	AB	R	H	RBI	BB	SO	LOB	TOP		
Rafael Robles, R OBP: 0.260, SLG: 0.222 (1, 6)	0-0 4-1		0-0 F9 PB 1B	0-0 FC4-6 1B		0-0 6-3		0-0 F4		5	1	2	2	0	0	1			
Dave Robinson, S OBP: 0.385, SLG: 0.409 (1, 7)	0-0 6-3		0-0 1-2 3-H 1B	0-0 FC4-6 1-2			0-0 FC5-4 BB		0-0 HR	4	1	2	2	1	0	1			
Cito Gaston, R OBP: 0.361, SLG: 0.543 (1, 8)	0-0 1B		0-0 F9 2-3		0-0 F9		0-0 FC5-4 PB 1-2		0-0 F3	5	0	1	0	0	0	3			
Nate Colbert, R OBP: 0.320, SLG: 0.489 (1, 3)	0-0 F9		0-0 K 3-H		0-0 K		0-0 K 1-2		0-0 F3	5	0	0	0	0	3	3			
Steve Huntz, S OBP: 0.345, SLG: 0.342 Jose Arcia, R OBP: 0.282, SLG: 0.288 (9, PR) (8, 5)		0-0 4-3		0-0 1B 1B	0-0 E 1B				0-0 1B	5	1	3	0	0	1	1			
Larry Stahl, L OBP: 0.203, SLG: 0.211 Jim Williams, R OBP: 0.400, SLG: 0.400 (8, PH) (8, 9)		0-0 3-1		0-0 1B 1-2 FC5-2-5 1B	0-0 E3 1-2			0-0 E S 1B	0-0 F7	3	0	1	0	0	0	1			
Chris Cannizzaro, R OBP: 0.370, SLG: 0.362 (1, 2)		0-0 F2		0-0 SH1-4 1-3 2-H 1B	0-0 F2			0-0 K 1-3		4	1	1	1	0	1	3			
Dave Campbell, R OBP: 0.271, SLG: 0.342 (1, 4)			0-0 1B SH3-4 1B	0-0 FC5-2-5 SH1-4 1-2 3-H 1B		0-0 K		0-0 SH3-4 1B		4	2	2	1	0	1	2			
Pat Dobson, R OBP: 0.216, SLG: 0.162 Tom Dukes, R (8, 1)			0-0 SH3-4 1-2	0-0 SH1-4 1-2 2-3		0-0 F7		0-0 SH3-4 1-2		1	0	0	0	0	0	0			
Inning Stats	R: 0 E: 0 K: 0 S: 4	H: 1 LOB: 1 BB: 0 P: 4	R: 0 E: 0 K: 0 S: 3	H: 0 LOB: 0 BB: 0 P: 3	R: 2 E: 0 K: 1 S: 8	H: 3 LOB: 1 BB: 0 P: 8	R: 3 E: 0 K: 0 S: 7	H: 4 LOB: 1 BB: 0 P: 7	R: 0 E: 0 K: 1 S: 5	H: 0 LOB: 0 BB: 0 P: 5	R: 0 E: 0 K: 2 S: 7	H: 0 LOB: 1 BB: 1 P: 11	R: 1 E: 0 K: 1 S: 7	H: 2 LOB: 1 BB: 0 P: 7	R: 1 E: 0 K: 0 S: 5	H: 2 LOB: 1 BB: 0 P: 5	1B: 12 2B: 0 3B: 0 HR: 1	SF: 0 SAC: 3 DP: 0 HBP: 0	WP: 0 PA: 42 PB: 2 SB: 1 CS: 0
PITCHER	IP	WLS	BF	H	R	ER	SO	BB	IBB	HBP	BLK	WP	HR	S	P	ERA	WHIP		
Frank Reberger, R ERA: 5.51 (1, 1)	4.0	L	20	8	5	4	1	0	0	0	0	0	0	22	22	9.00	2.000		
Jerry Johnson, R ERA: 4.46 (5, 1)	3.0		12	1	0	0	4	1	0	0	0	0	0	19	23	0.00	0.667		
John Cumberland, L ERA: 3.56 (8, 1)	0.2		4	2	1	0	1	0	0	0	0	0	0	6	6	0.00	3.000		
Don McMahon, R ERA: 2.87 (8, 1)	0.1		1	0	0	0	0	0	0	0	0	0	0	1	1	0.00	0.000		
Skip Pitlock, L ERA: 4.66 (9, 1)	1.0		5	2	1	1	0	0	0	0	0	0	1	5	5	9.00	2.000		

San Diego Padres @ San Francisco Giants
Candlestick Park, San Francisco, CA
Fri Sep 25 1970, 10:05 PM EDT
Att: 4,314 - Unknown

AB	38
R	7
H	13
RBI	6
BB	1
SO	6
LOB	16



Batter	1	2	3	4	5	6	7	8	9	AB	R	H	RBI	BB	SO	LOB	BOTTOM				
Bobby Bonds, R OBP: 0.383, SLG: 0.510 (1, 9)	0-3 K	0-0 F9			0-3 K		0-0 F8		0-3 K	5	0	0	0	0	3	1					
Tito Fuentes, S OBP: 0.312, SLG: 0.340 (5, 6)	0-0 F7		0-0 F8		0-0 F6		0-0 F7		0-0 5-3	5	0	0	0	0	0	0					
Ken Henderson, S OBP: 0.393, SLG: 0.463 (1, 8)	0-0 E8 2B		0-0 F3		0-0 HR		0-0 F7		0-0 4-3	5	1	2	1	0	0	0					
Willie McCovey, L OBP: 0.444, SLG: 0.614 (1, 3)	4-0 BB IBB		0-0 F7		0-0 HR			0-0 HR		3	2	2	2	1	0	0					
Dick Dietz, R OBP: 0.430, SLG: 0.524 (1, 2)	4-0 FC6-4 BB			0-3 K	0-0 F3			0-0 6-3		3	0	0	0	1	1	0					
Al Gallacher, R OBP: 0.346, SLG: 0.389 (1, 5)	0-0 FC6-4 1-2			0-0 F8		0-0 F8		0-0 4-3		4	0	0	0	0	0	3					
Bernie Williams, R OBP: 0.412, SLG: 0.467 (1, 7)		0-0 E5 S		0-0 1B 1B		0-3 K		0-0 1B 1B		4	0	2	0	0	1	0					
Hal Lanier, R OBP: 0.279, SLG: 0.279 (4, PH) Bob Taylor, L OBP: 0.217, SLG: 0.262 (4, PH) Don Mason, R OBP: 0.244, SLG: 0.139 (5, 4) Jim Ray Hart, R OBP: 0.269, SLG: 0.441 (8, PH) Bob Heise, R OBP: 0.326, SLG: 0.304 (8, 4)		0-0 F7			0-0 4-3		0-0 4-3		0-0 1B 1-3 1B	1	0	0	0	0	0	1					
Frank Reberger, L OBP: 0.217, SLG: 0.239 (4, PH) Ed Gooden, L OBP: 0.200, SLG: 0.200 (5, 1) Jerry Johnson, R OBP: 0.116, SLG: 0.063 (7, PH) George Foster, R OBP: 0.269, SLG: 0.402 (8, 1) John Cumberland, R OBP: 0.209, SLG: 0.259 (8, 1) Don McMahon, R OBP: 0.209, SLG: 0.259 (8, PH) Willie Mays, R OBP: 0.515, SLG: 0.515 (8, PH) Skip Pitlock, L OBP: 0.111, SLG: 0.240 (9, 1)		0-3 K		0-0 4-3			0-0 HR	0-3 K	0-0 K	1	0	0	0	0	1	1					
Inning Stats	R: 0 E: 1 K: 1 S: 6	H: 1 LOB: 3 BB: 2 P: 14	R: 0 E: 1 K: 1 S: 6	H: 0 LOB: 0 BB: 0 P: 6	R: 0 E: 0 K: 0 S: 3	H: 0 LOB: 0 BB: 0 P: 3	R: 0 E: 0 K: 1 S: 7	H: 2 LOB: 2 BB: 0 P: 7	R: 2 E: 0 K: 1 S: 7	H: 2 LOB: 0 BB: 0 P: 7	R: 0 E: 0 K: 1 S: 5	H: 0 LOB: 0 BB: 0 P: 5	R: 1 E: 0 K: 0 S: 4	H: 1 LOB: 0 BB: 0 P: 4	R: 1 E: 0 K: 1 S: 8	H: 3 LOB: 2 BB: 0 P: 8	R: 0 E: 0 K: 1 S: 5	H: 0 LOB: 0 BB: 0 P: 5	1B: 4 2B: 1 3B: 0 HR: 4	SF: 0 SAC: 0 DP: 0 HBP: 0	WP: 0 PA: 39 PB: 0 SB: 1 CS: 0
PITCHER	IP	WLS	BF	H	R	ER	SO	BB	IBB	HBP	BLK	WP	HR	S	P	ERA	WHIP				
Pat Dobson, R ERA: 3.9 (1, 1)	7.2	W	35	9	4	4	5	1	1	0	0	0	0	4	43	5	1.304				
Tom Dukes, R ERA: 3.72 (8, 1)	1.1	S	4	0	0	0	2	0	0	0	0	0	0	8	8	0.00	0.000				

San Diego Padres @ San Francisco Giants
Candlestick Park, San Francisco, CA
Fri Sep 25 1970, 10:05 PM EDT
Att: 4,314 - Unknown

AB	37
R	4
H	9
RBI	4
BB	2
SO	7
LOB	10



Batter	1	2	3	4	5	6	7	8	9	AB	R	H	RBI	BB	SO	LOB	TOP								
Rafael Robles, R OBP: 0.256, SLG: 0.221 (1, 6)										5	0	1	0	0	1	2									
Dave Robinson, S OBP: 0.400, SLG: 0.538 (1, 7)										4	1	2	2	0	0	1									
Cito Gaston, R OBP: 0.359, SLG: 0.540 (1, 8)										4	0	0	0	0	1	1									
Nate Colbert, R OBP: 0.325, SLG: 0.505 (1, 3)										4	2	4	2	0	0	0									
Steve Huntz, S OBP: 0.342, SLG: 0.338 Jose Arcia, R OBP: 0.282, SLG: 0.288 (8, 5)										4	0	0	0	0	1	3									
Larry Stahl, L OBP: 0.210, SLG: 0.217 Jim Williams, R OBP: 0.364, SLG: 0.364 (8, 9)										3	1	1	0	0	1	0									
Bob Barton, R OBP: 0.279, SLG: 0.319 (1, 2)										4	0	1	0	0	0	1									
Dave Campbell, R OBP: 0.270, SLG: 0.340 (1, 4)										4	1	0	0	0	1	1									
Clay Kirby, R OBP: 0.208, SLG: 0.167 Ron Willis, R Tom Dukes, R Paul Doyle, L Gary Ross, R OBP: 0.500, SLG: 0.625 (8, 1)										2	1	0	1	1	1	0									
Inning Stats	R: 0 E: 0 K: 0 S: 3	H: 1 LOB: 0 BB: 0 P: 3	R: 1 E: 0 K: 1 S: 6	H: 1 LOB: 0 BB: 0 P: 6	R: 0 E: 0 K: 2 S: 7	H: 0 LOB: 0 BB: 0 P: 7	R: 1 E: 0 K: 1 S: 6	H: 1 LOB: 0 BB: 0 P: 6	R: 0 E: 0 K: 0 S: 3	H: 0 LOB: 0 BB: 0 P: 3	R: 2 E: 0 K: 1 S: 7	H: 2 LOB: 1 BB: 1 P: 11	R: 2 E: 1 K: 0 S: 5	H: 1 LOB: 0 BB: 0 P: 5	R: 0 E: 0 K: 1 S: 7	H: 2 LOB: 2 BB: 0 P: 7	R: 0 E: 0 K: 0 S: 4	H: 1 LOB: 1 BB: 0 P: 4	1B: 5 2B: 1 3B: 0 HR: 3	SF: 0 SAC: 0 DP: 1 HBP: 0	WP: 0 PB: 0 SB: 1 CS: 0	PA: 37			
PITCHER	IP	WLS	BF	H	R	ER	SO	BB	IBB	HBP	BLK	WP	HR	S	P	ERA	WHIP								
Juan Marichal, R ERA: 4.14 Rich Robertson, R ERA: 4.98 Don Carrithers, R ERA: 7.36 John Cumberland, L ERA: 3.48	5.2		22	5	4	4	5	1	0	0	0	0	3	31	35	6.35	1.059								

San Diego Padres @ San Francisco Giants
Candlestick Park, San Francisco, CA
Sat Sep 26 1970, 6:33 AM EDT
Att: 5,057 - Unknown

AB 36
R 6
H 9
RBI 5
BB 1
SO 6
LOB 12

Batter	1	2	3	4	5	6	7	8	9	AB	R	H	RBI	BB	SO	LOB	BOTTOM								
Bobby Bonds, R OBP: 0.382, SLG: 0.508 (1, 9)										5	2	1	0	0	2	1									
Tito Fuentes, S OBP: 0.315, SLG: 0.340 (1, 6)										3	0	1	0	2	1	1									
Willie Mays, R OBP: 0.396, SLG: 0.512 Don Carrithers, R John Cumberland, L Frank Johnson, R OBP: 0.356, SLG: 0.358 (8, 1)										3	1	0	0	1	2	2									
Willie McCovey, L OBP: 0.445, SLG: 0.619 Frank Reberger, L OBP: 0.217, SLG: 0.239 (8, 9)										4	1	2	2	1	1	1									
Ken Henderson, S OBP: 0.396, SLG: 0.465 (8, 8)										2	1	2	3	2	0	0									
Dick Dietz, R OBP: 0.426, SLG: 0.520 (1, 2)										4	0	0	0	1	0	5									
Jim Ray Hart, R OBP: 0.366, SLG: 0.440 Don Mason, L OBP: 0.244, SLG: 0.139 (8, 9)										3	0	1	0	1	0	2									
Ron Hunt, R OBP: 0.395, SLG: 0.383 (8, 9)										1	0	1	1	0	0	0									
Bob Heise, R OBP: 0.259, SLG: 0.299 Al Gallagher, R OBP: 0.346, SLG: 0.389 (8, 9)										2	0	0	1	0	0	2									
Juan Marichal, R OBP: 0.082, SLG: 0.061 Rich Robertson, R OBP: 0.103, SLG: 0.228 Bob Taylor, L OBP: 0.320, SLG: 0.262 Bernie Williams, R OBP: 0.389, SLG: 0.438 (8, 7)										2	0	0	0	0	1	1									
Inning Stats	R: 2 E: 0 K: 0 S: 4	H: 2 LOB: 1 BB: 2 P: 12	R: 0 E: 0 K: 1 S: 5	H: 0 LOB: 0 BB: 0 P: 5	R: 0 E: 0 K: 2 S: 7	H: 0 LOB: 1 BB: 1 P: 11	R: 1 E: 0 K: 0 S: 4	H: 1 LOB: 1 BB: 1 P: 8	R: 0 E: 0 K: 2 S: 7	H: 0 LOB: 0 BB: 0 P: 7	R: 0 E: 0 K: 0 S: 3	H: 0 LOB: 2 BB: 2 P: 11	R: 0 E: 0 K: 2 S: 7	H: 0 LOB: 1 BB: 1 P: 11	R: 0 E: 0 K: 0 S: 4	H: 2 LOB: 3 BB: 2 P: 12	R: 3 E: 1 K: 0 S: 6	H: 3 LOB: 2 BB: 1 P: 10	1B: 7 2B: 0 3B: 0 HR: 1	SF: 2 SAC: 0 DP: 1 HBP: 0	WP: 1 PB: 0 SB: 1 CS: 0	PA: 43			
PITCHER	IP	WLS	BF	H	R	ER	SO	BB	IBB	HBP	BLK	WP	HR	S	P	ERA	WHIP								
Clay Kirby, R ERA: 4.51 Ron Willis, R ERA: 4.09 Tom Dukes, R ERA: 3.82 Paul Doyle, L ERA: 5.33 Gary Ross, R ERA: 5.2	7.0		32	4	4	4	7	8	0	0	0	0	0	2	6	0.00	6.000								

San Diego Padres @ San Francisco Giants
Candlestick Park, San Francisco, CA
Sat Sep 26 1970, 6:33 AM EDT
Att: 5,057 - Unknown

AB 31
R 7
H 8
RBI 7
BB 10
SO 7
LOB 20

Batter	1	2	3	4	5	6	7	8	9	AB	R	H	RBI	BB	SO	LOB	TOP			
Tommy Dean, R (1,6) OBP: 0.271, SLG: 0.304 Ed Splezio, R (8,PH) OBP: 0.380, SLG: 0.477 (8,5)	0-0 6-3		0-0 F4			0-0 SH3-4		0-0 1B		2	0	0	0	0	0	0	San Diego Padres @ San Francisco Giants Candlestick Park, San Francisco, CA Sun Sep 27 1970, 6:33 AM EDT Att: 25,332 - Unknown livebaseballscores.com			
Dave Robinson, S (1,7) OBP: 0.382, SLG: 0.500 Al Santorini, R (8,1)	0-0 4-3		0-0 F4			0-0 1B		0-0 F9		4	0	1	1	0	0	1				
Cito Gaston, R (1,8) OBP: 0.360, SLG: 0.541	0-0 2B			0-0 G1-4-3 1B		0-3 K		0-3 K		4	1	2	0	0	2	2				
Nate Colbert, R (1,3) OBP: 0.324, SLG: 0.505	0-0 2B			0-0 G1-4-3 1-2		0-3 K			0-0 6-3	4	0	1	1	0	1	2				
Steve Huntz, S (1,5) OBP: 0.341, SLG: 0.335 (8,6) Jerry Nyman, L (9,PR)	0-0 4-3			0-0 4-3			0-3 K		4-0 1B BB	3	0	0	0	1	1	1				
Larry Stahl, L (1,9) OBP: 0.212, SLG: 0.219 (8,7)		0-0 F3			0-0 4-3		0-3 K		0-0 1-3 1B	4	0	1	0	0	1	0				
Chris Cannizzaro, R (1,2) OBP: 0.370, SLG: 0.380 Ron Slocum, R (7,PR) OBP: 0.238, SLG: 0.268 (7,2)		0-0 3-1			0-3 K		4-0 BB		0-3 K	2	0	0	0	1	1	0				
Dave Campbell, R (1,4) OBP: 0.269, SLG: 0.339 Ray Webster, L (7,PH) OBP: 0.328, SLG: 0.342 Jose Arcia, R (7,4) OBP: 0.282, SLG: 0.288 Jim Williams, R (9,PH) OBP: 0.333, SLG: 0.333 (9,PH)		0-0 6-3			0-0 F8		0-0 4-3		0-3 K	2	0	0	0	0	0	0				
Danny Coombs, R (1,1) OBP: 0.145, SLG: 0.135 Mike Corkins, R (7,1) OBP: 0.256, SLG: 0.324 Ollie Brown, R (8,PH) OBP: 0.335, SLG: 0.494 (8,9)			0-3 K			0-0 SH3-4 1B		0-3 K		2	1	1	0	0	1	0				
Inning Stats	R: 1 E: 0 K: 0 S: 5	H: 2 LOB: 1 BB: 0 P: 5	R: 0 E: 0 K: 0 S: 3	H: 0 LOB: 0 BB: 0 P: 3	R: 0 E: 0 K: 1 S: 5	H: 1 LOB: 0 BB: 0 P: 3	R: 0 E: 0 K: 1 S: 5	H: 0 LOB: 0 BB: 0 P: 5	R: 1 E: 0 K: 2 S: 9	H: 2 LOB: 1 BB: 0 P: 9	R: 0 E: 0 K: 2 S: 7	H: 0 LOB: 1 BB: 1 P: 11	R: 0 E: 0 K: 2 S: 8	H: 1 LOB: 1 BB: 0 P: 8	R: 0 E: 0 K: 2 S: 8	H: 1 LOB: 2 BB: 1 P: 12		1B: 5 2B: 2 3B: 0 HR: 0	SF: 0 SAC: 1 DP: 1 HBP: 0	WP: 0 PB: 0 SB: 0 CS: 0
PITCHER Gaylord Perry, R (1,1) ERA: 3.17	IP: 9.0 WLS: W BF: 35	H: 7 R: 2 ER: 2 SO: 10	BB: 2 IBB: 0 HBP: 0 BLK: 0	WP: 0 HR: 0 S: 53 P: 61	ERA: 2.00 WHIP: 1.000															

Batter	1	2	3	4	5	6	7	8	9	AB	R	H	RBI	BB	SO	LOB	BOTTOM			
Bobby Bonds, R (1,9) OBP: 0.379, SLG: 0.504	0-0 F7		0-3 K		0-3 K	0-3 K		0-0 FC5-4		5	0	0	0	0	3	4	San Diego Padres @ San Francisco Giants Candlestick Park, San Francisco, CA Sun Sep 27 1970, 6:33 AM EDT Att: 25,332 - Unknown livebaseballscores.com			
Tito Fuentes, S (1,6) OBP: 0.313, SLG: 0.336	0-0 F9		0-0 F7		0-0 F7		0-3 K			4	0	0	0	0	1	0				
Ken Henderson, S (1,8) OBP: 0.397, SLG: 0.466	0-0 4-3					0-0 2B 1B		0-0 4-3		4	1	2	0	0	0	0				
Willie McCovey, L (1,3) OBP: 0.445, SLG: 0.620		0-0 E 1B 1B	0-0 G3			0-0 F4 1-2		0-0 2B		4	1	2	0	0	2	2				
Dick Dietz, R (1,2) OBP: 0.429, SLG: 0.518		0-0 F7		0-0 6-3		4-0 2B FC6-4 BB		4-0 IBB		2	1	0	0	2	0	1				
Al Gallacher, R (1,5) OBP: 0.347, SLG: 0.390		0-0 E6 1B		0-0 F9		0-0 FC6-4 1-3 2-H 2B		0-0 4-3		4	0	1	1	0	0	3				
George Foster, R (1,7) OBP: 0.471, SLG: 0.800		0-0 1-2 2-H 1B		0-0 3B		4-0 FC6-4 IBB		0-3 K2-3		3	0	2	1	1	1	0				
Bob Heise, R (1,4) OBP: 0.252, SLG: 0.291		0-3 K		0-0 F3		0-0 FC6-4 HBP		0-0 3-1		4	0	0	1	0	1	5				
Gaylord Perry, R (1,1) OBP: 0.118, SLG: 0.162		0-3 K2-3			0-0 F3		1-0 HBP		0-0 FC5-4 1B	3	0	1	0	0	1	2				
Inning Stats	R: 0 E: 0 K: 0 S: 3	H: 0 LOB: 0 BB: 0 P: 3	R: 1 E: 1 K: 2 S: 10	H: 2 LOB: 2 BB: 0 P: 10	R: 0 E: 0 K: 1 S: 6	H: 1 LOB: 1 BB: 0 P: 6	R: 0 E: 0 K: 0 S: 4	H: 1 LOB: 1 BB: 0 P: 4	R: 0 E: 0 K: 1 S: 5	H: 0 LOB: 0 BB: 0 P: 5	R: 2 E: 0 K: 1 S: 7	H: 2 LOB: 3 BB: 2 P: 16	R: 0 E: 0 K: 1 S: 6	H: 1 LOB: 2 BB: 1 P: 10	R: 0 E: 0 K: 1 S: 6	H: 1 LOB: 1 BB: 0 P: 6		1B: 5 2B: 2 3B: 1 HR: 0	SF: 0 SAC: 0 DP: 0 HBP: 1	WP: 0 PB: 0 SB: 1 CS: 0
PITCHER Danny Coombs, L (1,1) ERA: 3.3 Mike Corkins, R (7,1) ERA: 4.5 Al Santorini, R (8,1) ERA: 6.32	IP: 6.0 WLS: L BF: 28	H: 6 R: 3 ER: 2 SO: 5	BB: 1 IBB: 1 HBP: 0 BLK: 0	WP: 0 HR: 0 S: 35 P: 44	ERA: 3.00 WHIP: 1.167															

Batter	1	2	3	4	5	6	7	8	9	AB	R	H	RBI	BB	SO	LOB	TOP					
Bobby Bonds, R OBP: 0.377, SLG: 0.501 (1, 9)																	4 0 0 0 0 3 1					
Tito Fuentes, S OBP: 0.314, SLG: 0.336 (1, 6)																	3 0 1 0 1 2 0					
Willie Mays, R OBP: 0.389, SLG: 0.509 (1, 8)																	3 0 0 0 1 0 3					
Willie McCovey, L OBP: 0.447, SLG: 0.622 (1, 3)																	2 0 1 0 1 0 0					
Ken Henderson, S OBP: 0.395, SLG: 0.462 (1, 7)																	4 0 0 0 0 3 5					
Dick Dietz, R OBP: 0.426, SLG: 0.513 (1, 2)																	4 0 0 0 0 1 0					
Al Gallagher, R OBP: 0.345, SLG: 0.388 (1, 5)																	4 0 1 0 0 0 0					
Bob Heise, R OBP: 0.258, SLG: 0.297 (1, 4)																	4 0 2 0 0 1 0					
Ron Bryant, S OBP: 0.143, SLG: 0.111 (3, PH)																	0 0 0 0 0 0 0 0					
Ed Goodson, L OBP: 0.277, SLG: 0.270 (3, PH)																	1 0 1 0 0 0 0 0					
Rich Robertson, R OBP: 0.102, SLG: 0.254 (6, PH)																	1 0 0 0 0 0 1 2					
George Foster, S OBP: 0.112, SLG: 0.023 (6, PH)																	0 0 0 0 0 0 0 0					
Jerry Johnson, R OBP: 0.112, SLG: 0.023 (6, PH)																	1 0 0 0 0 0 1 0					
Jim Ray Hart, R OBP: 0.305, SLG: 0.438 (6, PH)																	1 0 0 0 0 0 1 0					
Inning Stats	R: 0 E: 0 K: 3 S: 9	H: 0 LOB: 2 BB: 2 P: 17	R: 0 E: 0 K: 0 S: 3	H: 0 LOB: 0 BB: 0 P: 3	R: 0 E: 0 K: 2 S: 9	H: 2 LOB: 3 BB: 0 P: 10	R: 0 E: 0 K: 0 S: 4	H: 1 LOB: 1 BB: 0 P: 4	R: 0 E: 0 K: 0 S: 3	H: 1 LOB: 2 BB: 0 P: 7	R: 0 E: 0 K: 3 S: 11	H: 2 LOB: 2 BB: 0 P: 11	R: 0 E: 0 K: 0 S: 7	H: 0 LOB: 0 BB: 0 P: 7	R: 0 E: 0 K: 0 S: 3	H: 0 LOB: 0 BB: 0 P: 3	R: 0 E: 0 K: 2 S: 7	H: 0 LOB: 0 BB: 0 P: 7	1B: 5 2B: 1 3B: 0 HR: 0	SF: 0 SAC: 0 DP: 0 HBP: 1	WP: 1 PB: 0 SB: 0 CS: 0	PA: 36
PITCHER	IP	WLS	BF	H	R	ER	SO	BB	IBB	HBP	BLK	WP	HR	S	P	ERA	WHIP					
Jack Billingham, R ERA: 3.98 (1, 1)	9.0	W	36	6	0	0	12	3	0	1	0	1	0	56	69	0.00	1.000					

San Francisco Giants @ Houston Astros
Astrodome, Houston, TX
Mon Sep 28 1970, 8:05 PM EDT
Att: 6,160 - Unknown

AB 32
R 0
H 6
RBI 0
BB 3
SO 12
LOB 12



Batter	1	2	3	4	5	6	7	8	9	AB	R	H	RBI	BB	SO	LOB	BOTTOM				
Cesar Cedeno, R OBP: 0.332, SLG: 0.448 (1, 8)																	4 0 2 1 0 1 2				
Joe Morgan, L OBP: 0.381, SLG: 0.385 (1, 4)																	4 0 0 0 0 0 4				
Jimmy Wynn, R OBP: 0.395, SLG: 0.497 (1, 7)																	4 0 1 0 0 0 2				
Bob Watson, R OBP: 0.322, SLG: 0.446 (1, 3)																	4 0 0 0 0 0 2				
Denis Menke, R OBP: 0.390, SLG: 0.437 (1, 6)																	3 1 0 0 1 0 0				
Doug Rader, R OBP: 0.324, SLG: 0.438 (1, 5)																	3 1 2 0 0 1 0				
Larry Howard, R OBP: 0.387, SLG: 0.464 (1, 2)																	3 1 1 1 0 0 1				
Norm Miller, L OBP: 0.337, SLG: 0.321 (1, 9)																	2 0 0 1 1 0 1				
Jack Billingham, R OBP: 0.161, SLG: 0.103 (1, 1)																	2 0 1 0 0 0 1				
Inning Stats	R: 3 E: 0 K: 0 S: 4	H: 3 LOB: 1 BB: 1 P: 4	R: 3 E: 0 K: 0 S: 6	H: 3 LOB: 1 BB: 1 P: 10	R: 0 E: 0 K: 1 S: 5	H: 1 LOB: 0 BB: 0 P: 5	R: 0 E: 0 K: 1 S: 6	H: 1 LOB: 1 BB: 0 P: 6	R: 0 E: 0 K: 0 S: 4	H: 1 LOB: 1 BB: 0 P: 4	R: 0 E: 0 K: 0 S: 3	H: 0 LOB: 1 BB: 1 P: 7	R: 0 E: 0 K: 0 S: 3	H: 0 LOB: 0 BB: 0 P: 3	R: 0 E: 0 K: 0 S: 3	H: 0 LOB: 0 BB: 0 P: 3	1B: 7 2B: 0 3B: 0 HR: 0	SF: 0 SAC: 1 DP: 1 HBP: 0	WP: 0 PB: 0 SB: 1 CS: 0	PA: 32	
PITCHER	IP	WLS	BF	H	R	ER	SO	BB	IBB	HBP	BLK	WP	HR	S	P	ERA	WHIP				
Ron Bryant, L ERA: 4.78 (3, 1)	3.0	L	10	2	0	0	2	0	0	0	0	0	0	14	14	0.00	0.667				
Rich Robertson, R ERA: 4.0 (6, 1)	3.0		11	1	0	0	0	1	0	0	0	0	0	10	14	0.00	0.667				

San Francisco Giants @ Houston Astros
Astrodome, Houston, TX
Mon Sep 28 1970, 8:05 PM EDT
Att: 6,160 - Unknown

AB 29
R 3
H 7
RBI 3
BB 2
SO 2
LOB 13



Batter	1	2	3	4	5	6	7	8	9	AB	R	H	RBI	BB	SO	LOB	TOP
George Foster, R (1, 9) OBP: 0.391, SLG: 0.632 Bobby Bonds, R (8, PH) OBP: 0.377, SLG: 0.500										3	0	0	0	0	1	2	San Francisco Giants @ Houston Astros Astrodome, Houston, TX Tue Sep 29 1970, 8:05 PM EDT Att: 6,768 - Unknown
Tito Fuentes, S (1, 6) OBP: 0.318, SLG: 0.340										4	0	3	0	0	0	1	
Willie Mays, R (1, 8) OBP: 0.388, SLG: 0.505										3	1	0	0	1	0	2	
Willie McCovey, L (1, 3) OBP: 0.448, SLG: 0.620										3	0	1	0	1	0	3	
Ken Henderson, S (1, 7) OBP: 0.395, SLG: 0.463										4	0	2	1	0	1	3	
Jim Ray Hart, R (1, 5) OBP: 0.361, SLG: 0.433										3	0	0	0	0	0	3	
Russ Gibson, R (1, 2) OBP: 0.303, SLG: 0.319										4	0	0	0	0	1	0	
Bob Heise, R (1, 4) OBP: 0.255, SLG: 0.293 Frank Johnson, R (7, PH) OBP: 0.354, SLG: 0.356 Hal Lanier, R (7, 4) OBP: 0.265, SLG: 0.279 Dick Dietz, R (9, PH) OBP: 0.425, SLG: 0.512										2	0	0	0	0	0	0	
Frank Reberger, L (1, 1) OBP: 0.234, SLG: 0.255 Rich Robertson, R (4, 1) OBP: 0.117, SLG: 0.237 Jerry Johnson, R (6, 1) OBP: 0.118, SLG: 0.063 Al Gallagher, R (6, 5) OBP: 0.344, SLG: 0.387 Ron Hunt, R (9, PH) OBP: 0.394, SLG: 0.381										1	0	1	0	0	0	0	
Inning Stats	R: 1 E: 0 K: 1 S: 8	H: 3 LOB: 2 BB: 0 P: 8	R: 0 E: 0 K: 1 S: 6	H: 1 LOB: 1 BB: 0 P: 6	R: 0 E: 0 K: 1 S: 6	H: 1 LOB: 0 BB: 0 P: 3	R: 0 E: 0 K: 0 S: 3	H: 0 LOB: 0 BB: 1 P: 7	R: 0 E: 0 K: 0 S: 4	H: 1 LOB: 2 BB: 1 P: 8	R: 0 E: 0 K: 2 S: 7	H: 0 LOB: 0 BB: 0 P: 7	1B: 8 2B: 0 3B: 0 HR: 0	SF: 0 SAC: 0 DP: 1 HBP: 0	WP: 0 PB: 0 SB: 1 CS: 0	PA: 35	
PITCHER	IP WLS BF H R ER SO BB IBB HBP BLK WP HR S P ERA WHIP																
Don Wilson, R (1, 1) ERA: 3.91 Denny Lemaster, L (8, 1) ERA: 4.56	7.1 W 30 8 1 1 3 2 0 0 0 0 0 0 0 0 1.23 1.364																

Batter	1	2	3	4	5	6	7	8	9	AB	R	H	RBI	BB	SO	LOB	BOTTOM	
Cesar Cedeno, R (1, 8) OBP: 0.336, SLG: 0.447										3	1	1	0	2	1	1	San Francisco Giants @ Houston Astros Astrodome, Houston, TX Tue Sep 29 1970, 8:05 PM EDT Att: 6,768 - Unknown	
Joe Morgan, L (1, 4) OBP: 0.381, SLG: 0.384										3	0	1	1	1	0	2		
Jimmy Wynn, R (1, 7) OBP: 0.395, SLG: 0.495										4	0	1	0	1	0	5		
Bob Watson, R (1, 3) OBP: 0.323, SLG: 0.444 John Mayberry, L (6, PH) OBP: 0.324, SLG: 0.372										1	1	0	0	1	0	2		
Denis Menke, R (1, 6) OBP: 0.394, SLG: 0.444										3	0	3	2	1	0	0		
Doug Rader, R (1, 5) OBP: 0.324, SLG: 0.439										4	0	1	0	0	0	3		
Larry Howard, R (1, 2) OBP: 0.371, SLG: 0.443										4	0	0	0	0	1	3		
Norm Miller, L (1, 9) OBP: 0.347, SLG: 0.324										1	1	1	0	3	0	0		
Don Wilson, R (1, 1) OBP: 0.129, SLG: 0.145 Denny Lemaster, R (8, 1) OBP: 0.255, SLG: 0.244										2	0	0	0	0	1	5		
Inning Stats	R: 0 E: 0 K: 1 S: 5	H: 1 LOB: 1 BB: 1 P: 9	R: 0 E: 0 K: 0 S: 4	H: 1 LOB: 2 BB: 1 P: 8	R: 2 E: 0 K: 0 S: 4	H: 1 LOB: 1 BB: 2 P: 12	R: 1 E: 1 K: 0 S: 4	H: 1 LOB: 2 BB: 1 P: 9	R: 0 E: 0 K: 2 S: 8	H: 2 LOB: 1 BB: 0 P: 4	R: 0 E: 0 K: 0 S: 3	H: 1 LOB: 0 BB: 0 P: 3	R: 0 E: 0 K: 0 S: 3	H: 0 LOB: 2 BB: 2 P: 11	1B: 6 2B: 2 3B: 1 HR: 0	SF: 1 SAC: 0 DP: 3 HBP: 1		WP: 2 PB: 0 SB: 1 CS: 0
PITCHER	IP WLS BF H R ER SO BB IBB HBP BLK WP HR S P ERA WHIP																	
Frank Reberger, R (1, 1) ERA: 5.57 Rich Robertson, R (4, 1) ERA: 4.65 Jerry Johnson, R (6, 1) ERA: 4.11	3.1 L 19 4 3 0 0 2 1 1 0 0 0 0 0 0 8.10 2.700																	

Batter	1	2	3	4	5	6	7	8	9	AB	R	H	RBI	BB	SO	LOB	TOP					
Bobby Bonds, R OBP: 0.376, SLG: 0.503 (1,9)										4	1	1	1	0	0	0	San Francisco Giants @ Houston Astros Astrodome, Houston, TX Wed Sep 30 1970, 8:05 PM EDT Att: 8,673 - Unknown					
Tito Fuentes, S OBP: 0.324, SLG: 0.343 (1,6)										2	1	2	0	2	0	0						
Willie Mays, R OBP: 0.389, SLG: 0.504 (1,8)										3	0	1	0	1	2	2						
Willie McCovey, L OBP: 0.446, SLG: 0.617 (1,3)										4	0	1	1	0	1	1						
Dick Dietz, R OBP: 0.424, SLG: 0.512 (1,2)										4	1	1	0	0	1	2						
Ken Henderson, S OBP: 0.394, SLG: 0.463 (1,7)										4	0	1	1	0	2	2						
Al Gallagher, R OBP: 0.340, SLG: 0.381 (1,5)										4	0	0	0	0	0	1						
Bob Heise, R OBP: 0.250, SLG: 0.287 (1,4)										3	0	0	0	0	1	1						
Frank Johnson, R OBP: 0.357, SLG: 0.360 (9, PH)										1	0	1	0	0	0	0						
Hal Lanier, R OBP: 0.265, SLG: 0.279 (9, 4)										0	0	0	0	0	0	0						
Juan Marichal, R OBP: 0.080, SLG: 0.059 (1, 1)										3	0	0	0	0	1	0						
Jim Ray Hart, R OBP: 0.369, SLG: 0.431 (9, PH)										1	0	0	0	0	0	1						
Don McMahon, R OBP: 0.250, SLG: 0.143 (9, 1)										0	0	0	0	0	0	0						
Inning Stats	R: 1 E: 0 K: 1 S: 8	H: 3 LOB: 2 BB: 0 P: 8	R: 0 E: 0 K: 2 S: 7	H: 0 LOB: 0 BB: 0 P: 7	R: 0 E: 0 K: 1 S: 4	H: 0 LOB: 1 BB: 2 P: 12	R: 0 E: 0 K: 1 S: 5	H: 0 LOB: 0 BB: 0 P: 5	R: 1 E: 0 K: 0 S: 6	H: 1 LOB: 1 BB: 1 P: 10	R: 1 E: 0 K: 0 S: 5	H: 2 LOB: 1 BB: 0 P: 5	R: 0 E: 0 K: 1 S: 6	H: 1 LOB: 1 BB: 0 P: 6	R: 0 E: 0 K: 1 S: 5	H: 0 LOB: 0 BB: 0 P: 5	R: 0 E: 0 K: 0 S: 3	H: 1 LOB: 0 BB: 0 P: 3	1B: 5 2B: 2 3B: 0 HR: 1	SF: 0 SAC: 0 DP: 1 HBP: 0	WP: 0 PB: 0 SB: 0 CS: 1	PA: 36
PITCHER Larry Dierker, R ERA: 3.87 (1, 1)	IP: 9.0 WLS: W BF: 36 H: 8 R: 3 ER: 3 SO: 8 BB: 3 IBB: 0 HBP: 0 BLK: 0 WP: 0 HR: 1 S: 49 P: 61 ERA: 3.00 WHIP: 1.222															PITCHER	IP: 9.0 WLS: W BF: 36 H: 8 R: 3 ER: 3 SO: 8 BB: 3 IBB: 0 HBP: 0 BLK: 0 WP: 0 HR: 1 S: 49 P: 61 ERA: 3.00 WHIP: 1.222					

AB	33
R	3
H	8
RBI	3
BB	3
SO	8
LOB	10



Batter	1	2	3	4	5	6	7	8	9	AB	R	H	RBI	BB	SO	LOB	BOTTOM					
Cesar Cedeno, R OBP: 0.338, SLG: 0.447 (1,8)										4	1	2	0	0	1	1	San Francisco Giants @ Houston Astros Astrodome, Houston, TX Wed Sep 30 1970, 8:05 PM EDT Att: 8,673 - Unknown					
Joe Morgan, L OBP: 0.382, SLG: 0.390 (1,4)										3	1	2	1	0	0	0						
Jimmy Wynn, R OBP: 0.393, SLG: 0.493 (1,7)										3	0	0	1	0	0	2						
Bob Watson, R OBP: 0.322, SLG: 0.442 (1,3)										2	0	0	1	1	0	2						
Denis Menke, R OBP: 0.393, SLG: 0.443 (1,6)										4	1	1	0	0	0	2						
Doug Rader, R OBP: 0.322, SLG: 0.437 (1,5)										3	0	0	0	0	1	0						
Norm Miller, L OBP: 0.353, SLG: 0.330 (1,9)										2	0	1	0	2	0	0						
Johnny Edwards, L OBP: 0.299, SLG: 0.319 (1,2)										4	0	1	1	0	0	2						
Larry Dierker, R OBP: 0.181, SLG: 0.196 (1, 1)										3	1	2	0	0	0	1						
Inning Stats	R: 0 E: 0 K: 1 S: 5	H: 0 LOB: 0 BB: 0 P: 5	R: 0 E: 0 K: 1 S: 4	H: 0 LOB: 0 BB: 1 P: 8	R: 0 E: 0 K: 0 S: 4	H: 1 LOB: 0 BB: 0 P: 4	R: 1 E: 0 K: 0 S: 4	H: 1 LOB: 0 BB: 0 P: 4	R: 0 E: 0 K: 0 S: 2	H: 0 LOB: 0 BB: 1 P: 6	R: 2 E: 0 K: 0 S: 6	H: 3 LOB: 1 BB: 0 P: 6	R: 0 E: 0 K: 0 S: 4	H: 1 LOB: 1 BB: 0 P: 4	R: 0 E: 0 K: 0 S: 4	H: 1 LOB: 1 BB: 0 P: 4	R: 1 E: 0 K: 0 S: 3	H: 2 LOB: 2 BB: 1 P: 7	1B: 6 2B: 3 3B: 0 HR: 0	SF: 2 SAC: 2 DP: 1 HBP: 0	WP: 0 PB: 0 SB: 0 CS: 0	PA: 35
PITCHER Juan Marichal, R ERA: 4.12 (1, 1)	IP: 8.0 WLS: L BF: 4 H: 7 R: 3 ER: 3 SO: 2 BB: 2 IBB: 0 HBP: 0 BLK: 0 WP: 0 HR: 0 S: 31 P: 41 ERA: 3.38 WHIP: 1.125															PITCHER Don McMahon, R ERA: 2.96 (9, 1)	IP: 0.1 WLS: L BF: 4 H: 2 R: 1 ER: 1 SO: 0 BB: 0 IBB: 0 HBP: 0 BLK: 0 WP: 0 HR: 0 S: 3 P: 7 ERA: 27.00 WHIP: 6.000					



Batter	1	2	3	4	5	6	7	8	9	AB	R	H	RBI	BB	SO	LOB	TOP			
Bobby Bonds, R OBP: 0.375, SLG: 0.504 (1,9)	6-3	K			K		F7		2H 3B	5	0	1	1	0	2	2	San Francisco Giants @ Houston Astros Astrodome, Houston, TX Thu Oct 01 1970, 8:05 PM EDT Att: 9,018 - Unknown			
Tito Fuentes, S OBP: 0.323, SLG: 0.343 (1,6)	1B 4-3 1B		F8		F8	SH1-3		G3	4	1	1	0	0	0	1					
Willie Mays, R OBP: 0.390, SLG: 0.506 (1,8)	4-3 2B 1B		F2		BB 2B			F2	4	1	2	0	1	0	1					
Willie McCovey, L OBP: 0.444, SLG: 0.612 (1,3)	4-3		K		1-3		F9		4	0	0	1	0	1	4					
Dick Dietz, R OBP: 0.426, SLG: 0.515 Russ Gibson, R OBP: 0.303, SLG: 0.319 (9,2)	2B		F8		FC5 IBB			G4-6-3 1B	3	0	2	1	1	0	0					
Ken Henderson, S OBP: 0.394, SLG: 0.460 (1,7)	K		F9		1-2 2-3 BB			G4-6-3 1-2	3	0	0	0	1	1	2					
Al Gallagher, R OBP: 0.335, SLG: 0.376 (1,5)		4-3		K		FC5		5-3	4	0	0	0	0	1	3					
Bob Heise, R OBP: 0.256, SLG: 0.299 Hal Lanier, R OBP: 0.265, SLG: 0.279 (9,4)		FC1-4 1B		F4				1B 2B	4	2	2	0	0	0	0					
Gaylord Perry, R OBP: 0.123, SLG: 0.167 Frank Johnson, R OBP: 0.357, SLG: 0.360 Mike Davison, L Don McMahon, R OBP: 0.250, SLG: 0.143 (9,1)	FC1-4		K		K			SH1-3 1B	3	0	1	1	0	1	1					
Inning Stats	R: 2 E: 0 K: 1 S: 8	H: 3 LOB: 1 BB: 0 P: 8	R: 0 E: 0 K: 1 S: 6	H: 1 LOB: 1 BB: 0 P: 6	R: 0 E: 0 K: 1 S: 5	H: 0 LOB: 0 BB: 0 P: 5	R: 0 E: 0 K: 1 S: 5	H: 0 LOB: 0 BB: 0 P: 5	R: 0 E: 0 K: 0 S: 4	H: 1 LOB: 3 BB: 2 P: 12	R: 1 E: 0 K: 0 S: 5	H: 2 LOB: 2 BB: 1 P: 9	R: 0 E: 0 K: 0 S: 3	H: 1 LOB: 0 BB: 0 P: 3	R: 1 E: 1 K: 0 S: 5	H: 1 LOB: 1 BB: 0 P: 5		1B: 5 2B: 3 3B: 1 HR: 0	SF: 0 SAC: 2 DP: 1 HBP: 0	WP: 0 PB: 0 SB: 0 CS: 0
PITCHER	IP	WLS	BF	H	R	ER	SO	BB	IBB	HBP	BLK	WP	HR	S	P	ERA	WHIP			
Wade Blasingame, L ERA: 3.48 Fred Gladding, R ERA: 4.06	(1,1)	7.0	31	7	3	3	6	1	2	0	0	0	0	40	52	3.86	1.143			

Batter	1	2	3	4	5	6	7	8	9	AB	R	H	RBI	BB	SO	LOB	BOTTOM			
Cesar Geronimo, L OBP: 0.293, SLG: 0.243 (1,7)	K		4-3			F6	4-3			4	0	0	0	0	1	2	San Francisco Giants @ Houston Astros Astrodome, Houston, TX Thu Oct 01 1970, 8:05 PM EDT Att: 9,018 - Unknown			
Joe Morgan, L OBP: 0.383, SLG: 0.396 (1,4)	1B		G3			1-3		HR	4	1	2	1	0	0	0					
Cesar Cedeno, R OBP: 0.340, SLG: 0.451 (1,8)	G6-4-3 1B			1-6-3 WP 2B		6-3		F9	4	1	2	0	0	0	0					
Denis Menke, R OBP: 0.392, SLG: 0.441 (5,5)	G6-4-3		1-6-3					4-3	4	0	1	0	0	0	3					
Doug Rader, R OBP: 0.322, SLG: 0.436 Marty Martinez, S OBP: 0.264, SLG: 0.240 (4, PH) (5,6)	F9		3-1			FC4-6 1B		K	1	0	0	0	0	0	0					
Norm Miller, L OBP: 0.357, SLG: 0.332 Jimmy Wynn, R OBP: 0.394, SLG: 0.493 (9, PH)	F9		F8			FC4-6 1B		SH1-4 1B BB	2	0	1	0	1	0	0					
John Mayberry, L OBP: 0.318, SLG: 0.365 (1,3)	F7					FC4-6 1B		SH1-4	3	1	0	0	0	0	3					
Johnny Edwards, L OBP: 0.299, SLG: 0.319 Larry Howard, R OBP: 0.376, SLG: 0.443 (9, PH)	K					1B		1B IBB	3	0	1	1	0	1	1					
Wade Blasingame, L OBP: 0.214, SLG: 0.083 Keith Lampard, L OBP: 0.296, SLG: 0.375 Fred Gladding, L Bob Watson, R OBP: 0.324, SLG: 0.443 (9, PH)	6-3					F9		1B	2	0	0	0	0	0	0					
Inning Stats	R: 0 E: 0 K: 1 S: 6	H: 2 LOB: 1 BB: 0 P: 6	R: 0 E: 0 K: 1 S: 5	H: 0 LOB: 1 BB: 1 P: 9	R: 0 E: 0 K: 0 S: 3	H: 0 LOB: 0 BB: 0 P: 3	R: 1 E: 0 K: 0 S: 4	H: 1 LOB: 0 BB: 0 P: 4	R: 0 E: 0 K: 0 S: 3	H: 0 LOB: 0 BB: 0 P: 3	R: 2 E: 0 K: 0 S: 7	H: 4 LOB: 2 BB: 0 P: 7	R: 1 E: 0 K: 1 S: 6	H: 1 LOB: 0 BB: 0 P: 6	R: 1 E: 0 K: 0 S: 2	H: 1 LOB: 2 BB: 2 P: 10		1B: 7 2B: 1 3B: 0 HR: 1	SF: 0 SAC: 1 DP: 1 HBP: 0	WP: 1 PB: 0 SB: 0 CS: 0
PITCHER	IP	WLS	BF	H	R	ER	SO	BB	IBB	HBP	BLK	WP	HR	S	P	ERA	WHIP			
Gaylord Perry, R ERA: 3.2 Mike Davison, L ERA: 6.5 Don McMahon, R ERA: 2.96	(1,1)	0.1	L 2	0	1	1	0	1	0	0	0	0	0	1	5	27.00	3.000			